

IWSK

Super Master Series

WSK

Promotion

ACI SPORT

3° - 4° ROUND

JUNE JULY

29

05

2020

2020

The way
of the Champions



adria
karting
RACEWAY

Booklet Rnd 3



Live Web:
www.wsk.it

F4
ITALIAN
CHAMPIONSHIP
POWERED BY ABARTH

www.f4championship.com

OMP

panta
MEMBER OF MOL GROUP
RACING FUEL

LeCONT
OFFICIAL GRIP SUPPLIER

VEGA
High Technology in Karting Tyres

BRIDGESTONE



OK List of Participants Rnd 3 (40 Riders)

Document 1.1





No.	Entrant	Nat	Driver	Nat	Equipment
201	KR MOTORSPORT		REVESZ LEVENTE		KR / IAME / BRIDG
203	KR MOTORSPORT		ANTONELLI ANDREA KIMI		KR / IAME / BRIDG
204	KR MOTORSPORT		MARTI SOBREPORA JOSEP MARIA		KR / IAME / BRIDG
205	KR MOTORSPORT		THOMPSON HARRY		KR / IAME / BRIDG
206	ROSBERG RACING ACADEMY		BARNARD TAYLOR		KR / IAME / BRIDG
207	KR MOTORSPORT		PATRESE LORENZO		KR / IAME / BRIDG
208	ROSBERG RACING ACADEMY		VAN HOEPEN LAURENS		KR / IAME / BRIDG
209	WARD RACING		LOVINFOSSE LOLA		TONY KART / VORTEX / BRIDG
210	WARD RACING		BEDRIN NIKITA		TONY KART / VORTEX / BRIDG
211	WARD RACING		ANDREASSON NORTON		TONY KART / VORTEX / BRIDG
212	MASSETANI GILBERTO		MASSETANI MATTEO		CRG / TM RACING / BRIDG
214	VDK RACING		ROUSSEAU RICCI FLORIAN		KR / IAME / BRIDG
219	KSM OFFICAL RACING TEAM		BERGMEISTER JAKOB		TONY KART / VORTEX / BRIDG
220	PAROLIN RACING KART		MORGATTO ALVARENGA MATHEUS		PAROLIN / TM RACING / BRIDG
222	PAROLIN RACING KART		WHARTON JAMES		PAROLIN / TM RACING / BRIDG
227	RICKY FLYNN MOTORSPORT		TEN BRINKE THOMAS		KOSMIC / VORTEX / BRIDG
228	FORZA RACING		VAN T HOFF DILANO		EXPRIT / TM RACING / BRIDG
229	FORZA RACING		CAMARA RAFA		EXPRIT / TM RACING / BRIDG
231	RICKY FLYNN MOTORSPORT		GRAVLUND SEBASTIAN		KOSMIC / VORTEX / BRIDG
232	B.M. KARTING TEAM ASD		CUMAN NICOLO'		PAROLIN / IAME / BRIDG
233	PANTANO TEAM		RESSICO D ALOISIO LORENZO		KR / IAME / BRIDG
237	WARD RACING		JANSSON CASPER		TONY KART / VORTEX / BRIDG
239	BIREL ART RACING		RAVENSCROFT CLAYTON		BIREL ART / TM RACING / BRIDG
249	WARD RACING		DEGNBOL NOAH		TONY KART / VORTEX / BRIDG
250	ELTO RACING		TORREGGIANI MATHIAS		TONY KART / TM RACING / BRIDG
252	WARD RACING		SIVERHOLM WILLIAM		TONY KART / VORTEX / BRIDG
253	TONY KART RACING TEAM		TURNEY JOE		TONY KART / VORTEX / BRIDG
254	TONY KART RACING TEAM		TRAVISANUTTO LORENZO		TONY KART / VORTEX / BRIDG
255	TONY KART RACING TEAM		HILTBRAND PEDRO		TONY KART / VORTEX / BRIDG
257	KOSMIC RACING DEPARTMENT		MALJA VILLE		KOSMIC / VORTEX / BRIDG
258	KOSMIC RACING DEPARTMENT		COLUCCIO LUIGI		KOSMIC / VORTEX / BRIDG
259	EXPRIT RACING TEAM		SIKSNELIS KAJUS		EXPRIT / VORTEX / BRIDG
260	EXPRIT RACING TEAM		WURZ CHARLIE		EXPRIT / VORTEX / BRIDG
261	LECLERC BY LENNOX RACING		DAY JAMIE		BIREL ART / TM RACING / BRIDG
262	LECLERC BY LENNOX RACING		GRAY OLIVER		BIREL ART / TM RACING / BRIDG
265	ENERGY CORSE SRL		DE HAAN ROBERT		ENERGY CORSE / TM RACING / BRIDG
271	KR MOTORSPORT		TRULLI ENZO		KR / IAME / BRIDG
282	PRAGA RACING TEAM		GRACIA RICARDO		PRAGA / TM RACING / BRIDG
297	FORZA RACING		STADSBADER GILLES		EXPRIT / TM / BRIDG
298	FORZA RACING		LEISTRA LUCA		EXPRIT / TM / BRIDG



OK

Qualifying Pr. Series 1 Rnd 3 (QPS1) Results

Document 6.1 OFFICIAL

Rnk	No.	Entrant	Nat	Driver	Nat	Equipment	Sector 1	Sector 2	Sector 3	Best lap	Gap	Interv.	Laps	Spd
1	210	WARD RACING		BEDRIN NIKITA		TONY KART / VORTEX / B	16.060	17.524	14.199	47.783			4	121.1
2	253	TONY KART RACING TEAM		TURNEY JOE		TONY KART / VORTEX / B	16.191	17.533	14.187	47.911	0.128	0.128	5	120.2
3	206	ROSBERG RACING ACADEMY		BARNARD TAYLOR		KR / IAME / BRIDG	16.214	17.525	14.240	47.979	0.196	0.068	4	120.8
4	229	FORZA RACING		CAMARA RAFA		EXPRIT / TM RACING / BR	16.238	17.557	14.303	48.098	0.315	0.119	4	118.6
5	201	KR MOTORSPORT		REVESZ LEVENTE		KR / IAME / BRIDG	16.196	17.575	14.358	48.129	0.346	0.031	4	119.2
6	211	WARD RACING		ANDREASSON NORTON		TONY KART / VORTEX / B	16.280	17.612	14.267	48.159	0.376	0.030	5	121.1
7	220	PAROLIN RACING KART		MORGATTO ALVARENGA MA		PAROLIN / TM RACING / B	16.328	17.579	14.279	48.186	0.403	0.027	4	119.2
8	207	KR MOTORSPORT		PATRESE LORENZO		KR / IAME / BRIDG	16.353	17.565	14.295	48.213	0.430	0.027	4	118.7
9	255	TONY KART RACING TEAM		HILTBRAND PEDRO		TONY KART / VORTEX / B	16.240	17.685	14.313	48.238	0.455	0.025	5	120.6
10	228	FORZA RACING		VAN T HOFF DILANO		EXPRIT / TM RACING / BR	16.290	17.597	14.360	48.247	0.464	0.009	4	118.6
11	249	WARD RACING		DEGNBOL NOAH		TONY KART / VORTEX / B	16.271	17.563	14.436	48.270	0.487	0.023	5	119.8
12	252	WARD RACING		SIVERHOLM WILLIAM		TONY KART / VORTEX / B	16.302	17.678	14.307	48.287	0.504	0.017	4	121.3
13	205	KR MOTORSPORT		THOMPSON HARRY		KR / IAME / BRIDG	16.333	17.746	14.374	48.453	0.670	0.166	4	119.8
14	265	ENERGY CORSE SRL		DE HAAN ROBERT		ENERGY CORSE / TM RAC	16.317	17.698	14.499	48.514	0.731	0.061	4	120.0
15	239	BIREL ART RACING		RAVENSROFT CLAYTON		BIREL ART / TM RACING /	16.445	17.706	14.372	48.523	0.740	0.009	5	118.6
16	297	FORZA RACING		STADSBADER GILLES		EXPRIT / TM / BRIDG	16.383	17.748	14.443	48.574	0.791	0.051	4	119.2
17	214	VDK RACING		ROUSSEAU RICCI FLORIAN		KR / IAME / BRIDG	16.313	17.951	14.373	48.637	0.854	0.063	5	123.8
18	233	PANTANO TEAM		RESSICO D ALOISIO LOREN		KR / IAME / BRIDG	16.407	17.826	14.444	48.677	0.894	0.040	5	118.6
19	259	EXPRIT RACING TEAM		SIKSNELIS KAJUS		EXPRIT / VORTEX / BRIDG	16.418	17.948	14.436	48.802	1.019	0.125	5	120.8
20	282	PRAGA RACING TEAM		GRACIA RICARDO		PRAGA / TM RACING / BR	16.585	17.893	14.476	48.954	1.171	0.152	5	120.5

Start Time : 30/06 - 11:43:09

Best lap : No.210 BEDRIN NIKITA

47.783 98.09 kph

Weather : Sunny Air : 29°C Track : Dry



OK

Qualifying Pr. Series 1 Rnd 3 (QPS1)

For information purposes. No official / regulatory value

Best Sectors Analysis

S1			S2			S3			Ideal Lap Times						
Rnk	No.	Time	Rnk	No.	Time	Rnk	No.	Time	Rnk	No.	Driver	Nat	Ideal Lap	Best Lap	Diff.
1	210	16.060	1	210	17.524	1	206	14.179	1	210	BEDRIN NIKITA	RUS	47.783	47.783	
2	206	16.164	2	206	17.525	2	253	14.187	2	206	BARNARD TAYLOR	GBR	47.868	47.979	0.111
3	253	16.191	3	253	17.533	3	229	14.195	3	253	TURNEY JOE	GBR	47.911	47.911	
4	201	16.196	4	229	17.557	4	210	14.199	4	229	CAMARA RAFA	BRA	47.990	48.098	0.108
5	211	16.223	5	249	17.563	5	207	14.242	5	201	REVESZ LEVENTE	HUN	48.050	48.129	0.079
6	229	16.238	6	207	17.565	6	255	14.263	6	211	ANDREASSON NORTON	SWE	48.094	48.159	0.065
7	255	16.240	7	201	17.568	7	211	14.267	7	220	MORGATTO ALVARENGA MATHEUS	BRA	48.133	48.186	0.053
8	249	16.271	8	220	17.579	8	220	14.279	8	207	PATRESE LORENZO	ITA	48.141	48.213	0.072
9	220	16.275	9	228	17.597	9	201	14.286	9	249	DEGNBOL NOAH	DNK	48.174	48.270	0.096
10	228	16.290	10	211	17.604	10	252	14.307	10	255	HILTBRAND PEDRO	ESP	48.188	48.238	0.050
11	252	16.302	11	252	17.678	11	249	14.340	11	228	VAN T HOFF DILANO	NLD	48.247	48.247	
12	214	16.313	12	255	17.685	12	233	14.353	12	252	SIVERHOLM WILLIAM	SWE	48.287	48.287	
13	265	16.317	13	265	17.698	13	239	14.355	13	205	THOMPSON HARRY	GBR	48.427	48.453	0.026
14	205	16.333	14	239	17.706	14	228	14.360	14	265	DE HAAN ROBERT	NLD	48.472	48.514	0.042
15	207	16.334	15	205	17.720	15	214	14.373	15	239	RAVENS CROFT CLAYTON	GBR	48.480	48.523	0.043
16	233	16.350	16	297	17.745	16	205	14.374	16	233	RESSICO D ALOISIO LORENZO	ITA	48.529	48.677	0.148
17	297	16.383	17	233	17.826	17	259	14.436	17	297	STADSBADER GILLES	BEL	48.571	48.574	0.003
18	259	16.418	18	259	17.863	18	297	14.443	18	214	ROUSSEAU RICCI FLORIAN	FRA	48.579	48.637	0.058
19	239	16.419	19	282	17.893	19	265	14.457	19	259	SIKSNELIS KAJUS	LTU	48.717	48.802	0.085
20	282	16.545	19	214	17.893	20	282	14.476	20	282	GRACIA RICARDO	BRA	48.914	48.954	0.040



OK

Qualifying Pr. Series 1 Rnd 3 (QPS1)

Analysis

For information purposes. No official / regulatory value

Laps	Sector 1	Sector 2	Sector 3	Lap Time	Spd	Laps	Sector 1	Sector 2	Sector 3	Lap Time	Spd
No.201 REVESZ LEVENTE						4	16.350	17.840	14.531	48.721	118
1		19.694	15.056	56.181	117	5	16.452	18.015	14.635	49.102	118
2	16.365	17.568	14.286	48.219	119	No.239 RAVENSCROFT CLAYTON					
3	16.265	17.631	14.401	48.297	118	1		19.436	16.482	57.735	116
4	16.196	17.575	14.358	48.129	119	2	18.636	19.437	14.566	52.639	117
No.205 THOMPSON HARRY						3	16.522	17.781	14.367	48.670	118
1		21.840	15.389	1:01.737	113	4	16.445	17.706	14.372	48.523	118
2	21.379	20.426	14.756	56.561	118	5	16.419	17.807	14.355	48.581	117
3	16.334	17.720	14.635	48.689	119	No.249 DEGNBOL NOAH					
4	16.333	17.746	14.374	48.453	120	1		19.210	16.410	57.041	118
No.206 BARNARD TAYLOR						2	18.150	21.998	14.340	54.488	118
1		22.341	18.357	1:06.498	88	3	16.363	17.725	14.377	48.465	119
2	20.535	19.327	14.179	54.041	120	4	16.271	17.563	14.436	48.270	119
3	16.214	17.525	14.240	47.979	120	5	16.320	17.723	14.460	48.503	119
4	16.164	17.582	14.236	47.982	120	No.252 SIVERHOLM WILLIAM					
No.207 PATRESE LORENZO						1		22.815	18.937	1:06.517	83
1		20.299	18.199	1:00.561	91	2	24.824	18.799	14.577	58.200	117
2	20.633	19.422	14.242	54.297	118	3	16.339	17.727	14.711	48.777	121
3	16.353	17.565	14.295	48.213	118	4	16.302	17.678	14.307	48.287	121
4	16.334	17.635	14.444	48.413	119	No.253 TURNEY JOE					
No.210 BEDRIN NIKITA						1		23.432	17.331	1:06.041	116
1		21.244	15.426	1:02.782	118	2	19.314	19.040	14.388	52.742	119
2	22.219	19.201	14.262	55.682	119	3	16.338	17.682	14.295	48.315	120
3	16.068	17.588	14.242	47.898	120	4	16.191	17.533	14.187	47.911	120
4	16.060	17.524	14.199	47.783	121	5	16.262	17.555	14.325	48.142	119
No.211 ANDREASSON NORTON						No.255 HILTBRAND PEDRO					
1		24.856	14.724	1:03.838	117	1		19.698	16.684	58.932	115
2	16.377	17.744	14.295	48.416	119	2	18.996	19.058	14.295	52.349	119
3	16.280	17.612	14.267	48.159	120	3	16.335	17.692	14.263	48.290	120
4	16.241	17.604	14.393	48.238	120	4	16.240	17.685	14.313	48.238	120
5	16.223	17.759	14.570	48.552	121	5	16.298	17.690	14.379	48.367	118
No.214 ROUSSEAU RICCI FLORIAN						No.259 SIKSNELIS KAJUS					
1		22.810	18.385	1:05.790	108	1		23.203	17.005	1:03.111	114
2	18.734	19.227	14.542	52.503	120	2	18.824	19.516	14.664	53.004	118
3	16.407	17.893	14.500	48.800	120	3	16.474	17.891	14.462	48.827	119
4	16.313	17.951	14.373	48.637	123	4	16.418	17.948	14.436	48.802	120
5	16.753	18.129	14.557	49.439	119	5	16.616	17.863	14.485	48.964	117
No.220 MORGATTO ALVARENGA MATHEUS						No.265 DE HAAN ROBERT					
1		21.170	14.771	1:01.037	117	1		19.628	17.789	1:00.073	95
2	18.887	20.031	14.334	53.252	118	2	20.610	19.599	14.457	54.666	120
3	16.275	17.625	14.302	48.202	119	3	16.334	17.742	14.473	48.549	120
4	16.328	17.579	14.279	48.186	119	4	16.317	17.698	14.499	48.514	119
No.228 VAN T HOFF DILANO						No.282 GRACIA RICARDO					
1		21.074	16.795	1:01.386	98	1		23.269	17.132	1:03.093	117
2	20.525	20.265	14.455	55.245	117	2	18.572	19.088	14.554	52.214	120
3	16.407	17.676	14.383	48.466	118	3	16.585	17.893	14.476	48.954	120
4	16.290	17.597	14.360	48.247	119	4	16.545	17.906	14.522	48.973	120
No.229 CAMARA RAFA						5	16.858	18.423	14.590	49.871	119
No.233 RESSICO D ALOISIO LORENZO						No.297 STADSBADER GILLES					
1		20.964	15.515	1:04.825	101	1		20.588	17.451	1:00.005	111
2	21.928	19.422	14.195	55.545	118	2	16.774	18.030	14.638	49.442	115
3	16.265	17.725	14.278	48.268	118	3	16.539	17.745	14.480	48.764	117
4	16.238	17.557	14.303	48.098	119	4	16.383	17.748	14.443	48.574	119



OK

Qualifying Pr. Series 2 Rnd 3 (QPS2) Results

Document 7.1 OFFICIAL

Rnk	No.	Entrant	Nat	Driver	Nat	Equipment	Sector 1	Sector 2	Sector 3	Best lap	Gap	Interv.	Laps	Spd
1	203	KR MOTORSPORT	ITA	ANTONELLI ANDREA KIMI	ITA	KR / IAME / BRIDG	16.225	17.456	14.303	47.984			4	120.3
2	232	B.M. KARTING TEAM ASD	ITA	CUMAN NICOLO'	ITA	PAROLIN / IAME / BRIDG	16.154	17.499	14.383	48.036	0.052	0.052	4	119.5
3	258	KOSMIC RACING DEPARTMENT	ITA	COLUCCIO LUIGI	ITA	KOSMIC / VORTEX / BRIDG	16.174	17.581	14.303	48.058	0.074	0.022	4	120.0
4	261	LECLERC BY LENNOX RACING	GBR	DAY JAMIE	GBR	BIREL ART / TM RACING /	16.216	17.608	14.283	48.107	0.123	0.049	4	120.8
5	262	LECLERC BY LENNOX RACING	GBR	GRAY OLIVER	GBR	BIREL ART / TM RACING /	16.262	17.569	14.300	48.131	0.147	0.024	4	119.5
6	222	PAROLIN RACING KART	ITA	WHARTON JAMES	AUS	PAROLIN / TM RACING / B	16.210	17.730	14.285	48.225	0.241	0.094	4	119.7
7	260	EXPRIT RACING TEAM	ITA	WURZ CHARLIE	AUT	EXPRIT / VORTEX / BRIDG	16.305	17.644	14.346	48.295	0.311	0.070	4	121.0
8	271	KR MOTORSPORT	ITA	TRULLI ENZO	ITA	KR / IAME / BRIDG	16.345	17.683	14.383	48.411	0.427	0.116	4	118.9
9	254	TONY KART RACING TEAM	ITA	TRAVISANUTTO LORENZO	ITA	TONY KART / VORTEX / B	16.278	17.721	14.433	48.432	0.448	0.021	4	121.0
10	227	RICKY FLYNN MOTORSPORT	GBR	TEN BRINKE THOMAS	NLD	KOSMIC / VORTEX / BRIDG	16.353	17.709	14.411	48.473	0.489	0.041	4	120.2
11	298	FORZA RACING	GBR	LEISTRA LUCA	BEL	EXPRIT / TM / BRIDG	16.297	17.788	14.403	48.488	0.504	0.015	4	119.8
12	204	KR MOTORSPORT	ITA	MARTI SOBREPERA JOSEP	ESP	KR / IAME / BRIDG	16.312	17.795	14.383	48.490	0.506	0.002	4	120.3
13	257	KOSMIC RACING DEPARTMENT	ITA	MALJA VILLE	SWE	KOSMIC / VORTEX / BRIDG	16.335	17.782	14.374	48.491	0.507	0.001	4	120.5
14	209	WARD RACING	SWE	LOVINFOSSE LOLA	FRA	TONY KART / VORTEX / B	16.359	17.728	14.433	48.520	0.536	0.029	4	120.0
15	231	RICKY FLYNN MOTORSPORT	GBR	GRAVLUND SEBASTIAN	DNK	KOSMIC / VORTEX / BRIDG	16.427	17.712	14.447	48.586	0.602	0.066	4	118.9
16	212	MASSETANI GILBERTO	ITA	MASSETANI MATTEO	ITA	CRG / TM RACING / BRIDG	16.347	17.799	14.475	48.621	0.637	0.035	4	119.7
17	219	KSM OFFICAL RACING TEAM	DEU	BERGMEISTER JAKOB	DEU	TONY KART / VORTEX / B	16.432	17.753	14.467	48.652	0.668	0.031	4	118.9
18	208	ROSBERG RACING ACADEMY	DEU	VAN HOEPEN LAURENS	NLD	KR / IAME / BRIDG	16.513	17.718	14.440	48.671	0.687	0.019	4	117.2
19	237	WARD RACING	SWE	JANSSON CASPER	SWE	TONY KART / VORTEX / B	16.417	17.905	14.551	48.873	0.889	0.202	4	118.9
20	250	ELTO RACING	ITA	TORREGGIANI MATHIAS	ITA	TONY KART / TM RACING	16.677	17.940	14.580	49.197	1.213	0.324	4	118.9

Start Time : 30/06 - 11:52:56

Weather : Slightly cloudy Air : 29°C Track : Dry

Best lap : No.203 ANTONELLI ANDREA KIMI

47.984 97.68 kph

Event Record : No.210 BEDRIN NIKITA

47.783 98.09 kph



OK

Qualifying Pr. Series 2 Rnd 3 (QPS2)

For information purposes. No official / regulatory value

Best Sectors Analysis

S1			S2			S3			Ideal Lap Times						
Rnk	No.	Time	Rnk	No.	Time	Rnk	No.	Time	Rnk	No.	Driver	Nat	Ideal Lap	Best Lap	Diff.
1	232	16.131	1	203	17.456	1	261	14.283	1	203	ANTONELLI ANDREA KIMI	ITA	47.937	47.984	0.047
2	258	16.174	2	232	17.499	2	222	14.285	2	232	CUMAN NICOLO'	ITA	48.013	48.036	0.023
3	203	16.179	3	262	17.569	3	262	14.300	3	258	COLUCCIO LUIGI	ITA	48.052	48.058	0.006
4	222	16.210	4	258	17.575	4	203	14.302	4	222	WHARTON JAMES	AUS	48.097	48.225	0.128
5	261	16.216	5	222	17.602	5	258	14.303	5	261	DAY JAMIE	GBR	48.107	48.107	
6	262	16.262	6	261	17.608	6	260	14.346	6	262	GRAY OLIVER	GBR	48.131	48.131	
7	260	16.269	7	260	17.644	7	204	14.361	7	260	WURZ CHARLIE	AUT	48.259	48.295	0.036
8	254	16.278	8	271	17.683	8	257	14.374	8	227	TEN BRINKE THOMAS	NLD	48.381	48.473	0.092
9	227	16.288	9	227	17.709	9	271	14.375	9	271	TRULLI ENZO	ITA	48.384	48.411	0.027
10	298	16.297	10	231	17.712	10	298	14.376	10	298	LEISTRA LUCA	BEL	48.407	48.488	0.081
11	204	16.312	11	208	17.713	11	232	14.383	11	254	TRAVISANUTTO LORENZO	ITA	48.422	48.432	0.010
12	271	16.326	12	254	17.721	12	227	14.384	12	204	MARTI SOBREPERA JOSEP MARIA	ESP	48.468	48.490	0.022
13	257	16.335	13	209	17.728	13	212	14.386	13	257	MALJA VILLE	SWE	48.488	48.491	0.003
14	212	16.347	14	298	17.734	14	254	14.423	14	209	LOVINFOSSE LOLA	FRA	48.520	48.520	
15	209	16.359	15	219	17.753	15	209	14.433	15	212	MASSETANI MATTEO	ITA	48.532	48.621	0.089
16	219	16.393	16	257	17.779	16	208	14.440	16	231	GRAVLUND SEBASTIAN	DNK	48.576	48.586	0.010
17	237	16.417	17	204	17.795	17	231	14.447	17	219	BERGMEISTER JAKOB	DEU	48.613	48.652	0.039
17	231	16.417	18	212	17.799	18	219	14.467	18	208	VAN HOEPEN LAURENS	NLD	48.666	48.671	0.005
19	208	16.513	19	237	17.905	19	237	14.551	19	237	JANSSON CASPER	SWE	48.873	48.873	
20	250	16.677	20	250	17.940	20	250	14.573	20	250	TORREGGIANI MATHIAS	ITA	49.190	49.197	0.007



OK

Qualifying Pr. Series 2 Rnd 3 (QPS2) Analysis

For information purposes. No official / regulatory value

Laps	Sector 1	Sector 2	Sector 3	Lap Time	Spd
No.203 ANTONELLI ANDREA KIMI					
1		17.976	14.302	52.438	120
2	16.225	17.456	14.303	47.984	120
3	16.179	17.504	14.373	48.056	119
4	16.235	17.594	14.306	48.135	119
No.204 MARTI SOBREPORA JOSEP MARIA					
1		25.001	16.274	1:15.644	115
2	21.735	19.041	17.527	58.303	118
3	16.523	17.857	14.361	48.741	120
4	16.312	17.795	14.383	48.490	119
No.208 VAN HOEPEN LAURENS					
1		27.023	18.249	1:10.452	114
2	16.888	18.328	14.518	49.734	117
3	16.566	17.713	14.615	48.894	116
4	16.513	17.718	14.440	48.671	117
No.209 LOVINFORSE LOLA					
1		26.762	17.447	1:15.676	115
2	18.667	17.766	14.465	50.898	119
3	16.359	17.728	14.433	48.520	120
4	16.437	17.776	14.459	48.672	119
No.212 MASSETANI MATTEO					
1		21.540	15.452	1:01.297	115
2	18.538	18.380	14.480	51.398	119
3	16.560	17.801	14.386	48.747	119
4	16.347	17.799	14.475	48.621	119
No.219 BERGMEISTER JAKOB					
1		21.641	16.023	1:02.360	117
2	16.558	17.935	14.486	48.979	118
3	16.432	17.753	14.467	48.652	119
4	16.393	17.818	14.493	48.704	118
No.222 WHARTON JAMES					
1		25.512	16.972	1:16.373	117
2	18.383	17.602	14.316	50.301	119
3	16.210	17.730	14.285	48.225	120
4	16.309	17.658	14.381	48.348	118
No.227 TEN BRINKE THOMAS					
1		25.932	15.403	1:12.726	117
2	16.431	17.765	14.384	48.580	120
3	16.353	17.709	14.411	48.473	120
4	16.288	17.775	14.462	48.525	120
No.231 GRAVLUND SEBASTIAN					
1		27.871	17.815	1:15.214	116
2	16.626	17.836	14.492	48.954	118
3	16.417	17.808	14.559	48.784	118
4	16.427	17.712	14.447	48.586	119
No.232 CUMAN NICOLO'					
1		25.473	16.277	1:09.699	116
2	16.402	17.600	14.416	48.418	119
3	16.154	17.499	14.383	48.036	119
4	16.131	17.532	14.390	48.053	119
No.237 JANSSON CASPER					
1		23.218	14.975	1:04.982	116
2	16.590	17.939	14.697	49.226	118
3	16.417	17.905	14.551	48.873	118
4	16.489	17.910	14.559	48.958	118

Laps	Sector 1	Sector 2	Sector 3	Lap Time	Spd
No.250 TORREGGIANI MATHIAS					
1		22.104	15.358	1:01.341	116
2	16.765	18.069	15.950	50.784	118
3	16.849	18.632	14.573	50.054	117
4	16.677	17.940	14.580	49.197	116
No.254 TRAVISANUTTO LORENZO					
1		22.044	15.069	1:00.997	119
2	16.641	18.476	15.661	50.778	120
3	16.421	17.840	14.423	48.684	120
4	16.278	17.721	14.433	48.432	120
No.257 MALJA VILLE					
1		25.321	15.634	1:05.925	118
2	16.604	18.331	15.967	50.902	119
3	16.335	17.782	14.374	48.491	120
4	16.375	17.779	14.422	48.576	120
No.258 COLUCCIO LUIGI					
1		25.223	14.812	1:05.380	118
2	16.765	18.400	15.570	50.735	120
3	16.174	17.581	14.303	48.058	119
4	16.195	17.575	14.408	48.178	120
No.260 WURZ CHARLIE					
1		26.604	15.724	1:12.224	118
2	18.270	18.474	15.693	52.437	120
3	16.305	17.644	14.346	48.295	121
4	16.269	17.691	14.446	48.406	120
No.261 DAY JAMIE					
1		24.280	15.997	1:11.288	82
2	21.833	20.467	14.561	56.861	120
3	16.392	17.636	14.300	48.328	119
4	16.216	17.608	14.283	48.107	119
No.262 GRAY OLIVER					
1		27.462	17.907	1:10.610	117
2	16.512	17.761	14.344	48.617	119
3	16.342	17.630	14.345	48.317	119
4	16.262	17.569	14.300	48.131	120
No.271 TRULLI ENZO					
1		19.956	16.409	59.333	96
2	18.395	18.299	14.578	51.272	118
3	16.345	17.683	14.383	48.411	118
4	16.326	17.788	14.375	48.489	118
No.298 LEISTRA LUCA					
1		24.527	14.973	1:09.889	116
2	19.454	19.389	14.606	53.449	118
3	16.392	17.734	14.376	48.502	119
4	16.297	17.788	14.403	48.488	120



OK

Qualifying Practice Rnd 3 (QP) Results

Document 8 OFFICIAL

Rnk	No.	Entrant	Nat	Driver	Nat	Equipment	QPS1	QPS2	Time	Group
1	210	WARD RACING		BEDRIN NIKITA		TONY KART / VORTEX / BRIDG	47.783	-	47.783	A
2	203	KR MOTORSPORT		ANTONELLI ANDREA KIMI		KR / IAME / BRIDG	-	47.984	47.984	B
3	253	TONY KART RACING TEAM		TURNERY JOE		TONY KART / VORTEX / BRIDG	47.911	-	47.911	C
4	232	B.M. KARTING TEAM ASD		CUMAN NICOLO'		PAROLIN / IAME / BRIDG	-	48.036	48.036	D
5	206	ROSBERG RACING ACADEMY		BARNARD TAYLOR		KR / IAME / BRIDG	47.979	-	47.979	A
6	258	KOSMIC RACING DEPARTMENT		COLUCCIO LUIGI		KOSMIC / VORTEX / BRIDG	-	48.058	48.058	B
7	229	FORZA RACING		CAMARA RAFA		EXPRIT / TM RACING / BRIDG	48.098	-	48.098	C
8	261	LECLERC BY LENNOX RACING		DAY JAMIE		BIREL ART / TM RACING / BRIDG	-	48.107	48.107	D
9	201	KR MOTORSPORT		REVESZ LEVENTE		KR / IAME / BRIDG	48.129	-	48.129	A
10	262	LECLERC BY LENNOX RACING		GRAY OLIVER		BIREL ART / TM RACING / BRIDG	-	48.131	48.131	B
11	211	WARD RACING		ANDREASSON NORTON		TONY KART / VORTEX / BRIDG	48.159	-	48.159	C
12	222	PAROLIN RACING KART		WHARTON JAMES		PAROLIN / TM RACING / BRIDG	-	48.225	48.225	D
13	220	PAROLIN RACING KART		MORGATTO ALVARENGA MATI		PAROLIN / TM RACING / BRIDG	48.186	-	48.186	A
14	260	EXPRIT RACING TEAM		WURZ CHARLIE		EXPRIT / VORTEX / BRIDG	-	48.295	48.295	B
15	207	KR MOTORSPORT		PATRESE LORENZO		KR / IAME / BRIDG	48.213	-	48.213	C
16	271	KR MOTORSPORT		TRULLI ENZO		KR / IAME / BRIDG	-	48.411	48.411	D
17	255	TONY KART RACING TEAM		HILTBRAND PEDRO		TONY KART / VORTEX / BRIDG	48.238	-	48.238	A
18	254	TONY KART RACING TEAM		TRAVISANUTTO LORENZO		TONY KART / VORTEX / BRIDG	-	48.432	48.432	B
19	228	FORZA RACING		VAN T HOFF DILANO		EXPRIT / TM RACING / BRIDG	48.247	-	48.247	C
20	227	RICKY FLYNN MOTORSPORT		TEN BRINKE THOMAS		KOSMIC / VORTEX / BRIDG	-	48.473	48.473	D
21	249	WARD RACING		DEGNBOL NOAH		TONY KART / VORTEX / BRIDG	48.270	-	48.270	A
22	298	FORZA RACING		LEISTRA LUCA		EXPRIT / TM / BRIDG	-	48.488	48.488	B
23	252	WARD RACING		SIVERHOLM WILLIAM		TONY KART / VORTEX / BRIDG	48.287	-	48.287	C
24	204	KR MOTORSPORT		MARTI SOBREPORA JOSEP MA		KR / IAME / BRIDG	-	48.490	48.490	D
25	205	KR MOTORSPORT		THOMPSON HARRY		KR / IAME / BRIDG	48.453	-	48.453	A
26	257	KOSMIC RACING DEPARTMENT		MALJA VILLE		KOSMIC / VORTEX / BRIDG	-	48.491	48.491	B
27	265	ENERGY CORSE SRL		DE HAAN ROBERT		ENERGY CORSE / TM RACING / BRIDG	48.514	-	48.514	C
28	209	WARD RACING		LOVINFOSSE LOLA		TONY KART / VORTEX / BRIDG	-	48.520	48.520	D
29	239	BIREL ART RACING		RAVENSCROFT CLAYTON		BIREL ART / TM RACING / BRIDG	48.523	-	48.523	A
30	231	RICKY FLYNN MOTORSPORT		GRAVLUND SEBASTIAN		KOSMIC / VORTEX / BRIDG	-	48.586	48.586	B
31	297	FORZA RACING		STADSBADER GILLES		EXPRIT / TM / BRIDG	48.574	-	48.574	C
32	212	MASSETANI GILBERTO		MASSETANI MATTEO		CRG / TM RACING / BRIDG	-	48.621	48.621	D
33	214	VDK RACING		ROUSSEAU RICCI FLORIAN		KR / IAME / BRIDG	48.637	-	48.637	A
34	219	KSM OFFICAL RACING TEAM		BERGMEISTER JAKOB		TONY KART / VORTEX / BRIDG	-	48.652	48.652	B
35	233	PANTANO TEAM		RESSICO D ALOISIO LORENZO		KR / IAME / BRIDG	48.677	-	48.677	C
36	208	ROSBERG RACING ACADEMY		VAN HOEPEN LAURENS		KR / IAME / BRIDG	-	48.671	48.671	D
37	259	EXPRIT RACING TEAM		SIKSNELIS KAJUS		EXPRIT / VORTEX / BRIDG	48.802	-	48.802	A
38	237	WARD RACING		JANSSON CASPER		TONY KART / VORTEX / BRIDG	-	48.873	48.873	B
39	282	PRAGA RACING TEAM		GRACIA RICARDO		PRAGA / TM RACING / BRIDG	48.954	-	48.954	C
40	250	ELTO RACING		TORREGGIANI MATHIAS		TONY KART / TM RACING / BRIDG	-	49.197	49.197	D

Gap Between Series : 100.42%



OK

Eliminatory HEAT A-B Rnd 3

Document 15.1 OFFICIAL

Results

Rnk	No.	Entrant	Nat	Driver	Nat	Equipment	Laps	Gap	Interv.	Best lap	Spd	Points
1	210	WARD RACING		BEDRIN NIKITA		TONY KART / VORTEX / BRIDG	12			48.263	119.7	0
2	203	KR MOTORSPORT		ANTONELLI ANDREA KIMI		KR / IAME / BRIDG	12	1.800	1.800	48.432	121.6	2
3	206	ROSBERG RACING ACADEMY		BARNARD TAYLOR		KR / IAME / BRIDG	12	2.557	0.757	48.453	122.1	3
4	258	KOSMIC RACING DEPARTMEN		COLUCCIO LUIGI		KOSMIC / VORTEX / BRIDG	12	4.237	1.680	48.460	119.5	4
5	260	EXPRIT RACING TEAM		WURZ CHARLIE		EXPRIT / VORTEX / BRIDG	12	4.593	0.356	48.528	121.6	5
6	255	TONY KART RACING TEAM		HILTBRAND PEDRO		TONY KART / VORTEX / BRIDG	12	6.103	1.510	48.555	122.8	6
7	220	PAROLIN RACING KART		MORGATTO ALVARENGA M		PAROLIN / TM RACING / BRIDG	12	7.043	0.940	48.608	118.6	7
8	254	TONY KART RACING TEAM		TRAVISANUTTO LORENZO		TONY KART / VORTEX / BRIDG	12	7.471	0.428	48.580	122.9	8
9	201	KR MOTORSPORT		REVESZ LEVENTE		KR / IAME / BRIDG	12	8.719	1.248	48.443	120.6	9
10	205	KR MOTORSPORT		THOMPSON HARRY		KR / IAME / BRIDG	12	9.457	0.738	48.650	121.8	10
11	262	LECLERC BY LENNOX RACING		GRAY OLIVER		BIREL ART / TM RACING / BRIDG	12	9.561	0.104	48.612	121.3	11
12	249	WARD RACING		DEGNBOL NOAH		TONY KART / VORTEX / BRIDG	12	11.260	1.699	48.756	121.8	12
13	239	BIREL ART RACING		RAVENSCROFT CLAYTON		BIREL ART / TM RACING / BRIDG	12	11.371	0.111	48.734	119.5	13
14	219	KSM OFFICAL RACING TEAM		BERGMEISTER JAKOB		TONY KART / VORTEX / BRIDG	12	12.027	0.656	48.648	121.6	14
15	257	KOSMIC RACING DEPARTMEN		MALJA VILLE		KOSMIC / VORTEX / BRIDG	12	13.283	1.256	48.875	121.6	15
16	231	RICKY FLYNN MOTORSPORT		GRAVLUND SEBASTIAN		KOSMIC / VORTEX / BRIDG	12	13.730	0.447	48.854	121.0	16
17	298	FORZA RACING		LEISTRA LUCA		EXPRIT / TM / BRIDG	12	13.887	0.157	48.897	121.5	17
18	214	VDK RACING		ROUSSEAU RICCI FLORIAN		KR / IAME / BRIDG	12	14.642	0.755	48.911	122.9	18
19	237	WARD RACING		JANSSON CASPER		TONY KART / VORTEX / BRIDG	12	14.827	0.185	48.987	120.8	19
20	259	EXPRIT RACING TEAM		SIKSNELIS KAJUS		EXPRIT / VORTEX / BRIDG	12	16.124	1.297	49.243	120.6	20

Leaders : No.210 BEDRIN NIKITA (1-12)

Start Time : 30/06 - 15:01:52 / Flag Time : 15:11:36 / End Time : 15:11:52

Best lap : No.210 BEDRIN NIKITA 48.263 97.12 kph

Weather : Sunny Air : 30°C Track : Dry

Event Record : No.210 BEDRIN NIKITA 47.783 98.09 kph



OK

Eliminatory HEAT A-B Rnd 3 Lap Chart

For information purposes. No official / regulatory value

	1	2	3	4	5	6	7	8	9	10	11	12	13	14	15	16	17	18	19	20
Grid	210	203	206	258	201	262	220	260	255	254	249	298	205	257	239	231	214	219	259	237
Start	203	210	258	206	262	260	201	220	254	255	298	249	257	205	231	239	219	214	237	259
Lap 1 <small>Interval</small>	210	258 0.3	206 0.2	203 0.1	201 0.5	262 0.3	260 0.1	220 0.3	254 0.2	255 0.2	249 0.2	298 0.1	205 0.0	257 0.2	239 0.1	231 0.3	219 0.1	237 0.2	214 0.1	259 0.3
Lap 2	210	258 0.3	206 0.1	203 0.2	201 0.3	260 0.6	220 0.6	254 0.5	255 0.0	249 0.4	262 0.2	205 0.1	298 0.2	239 0.1	231 0.1	219 0.2	257 0.1	214 0.4	237 0.4	259 0.2
Lap 3	210	258 0.4	206 0.2	203 0.2	201 0.3	260 0.7	220 0.8	254 0.4	255 0.1	262 0.6	249 0.3	205 0.0	298 0.2	239 1.7	231 0.3	219 0.2	237 0.1	298 0.0	257 0.1	259 0.1
Lap 4	210	258 0.7	206 0.0	203 0.3	201 0.3	260 0.6	220 0.8	254 0.4	255 0.1	262 0.7	205 0.4	249 0.6	239 0.8	231 0.7	219 0.6	298 0.3	214 0.0	257 0.2	259 0.3	237 0.4
Lap 5	210	206 1.0	203 0.8	258 0.5	260 0.1	201 0.3	220 0.5	254 0.3	255 0.1	262 0.8	205 0.4	249 0.8	239 0.7	231 0.8	219 0.4	298 0.5	257 1.0	259 0.1	214 0.0	237 0.1
Lap 6	210	206 1.1	203 0.8	258 0.6	260 0.1	201 0.6	220 0.3	254 0.2	255 0.1	262 0.6	205 0.6	249 0.7	239 0.7	231 1.0	219 0.3	298 0.8	257 0.8	259 0.5	214 0.2	237 0.2
Lap 7	210	206 1.3	203 0.6	258 0.8	260 0.3	201 0.7	220 0.1	255 0.5	254 0.2	262 0.3	205 0.5	249 0.7	239 0.9	231 1.1	219 0.1	298 1.0	257 0.6	214 1.1	237 0.2	259 0.2
Lap 8	210	206 1.6	203 0.3	258 1.1	260 0.3	220 1.7	255 0.0	201 0.3	254 0.0	262 0.1	205 0.4	249 0.8	239 0.9	219 1.9	231 0.1	298 0.5	257 0.4	214 1.0	237 0.6	259 0.2
Lap 9	210	203 2.1	206 0.2	258 1.1	260 0.4	255 1.7	220 0.2	254 0.7	201 0.9	262 0.1	205 0.0	249 0.1	239 0.5	219 2.0	231 0.4	298 0.4	257 0.1	214 0.9	237 0.6	259 0.6
Lap 10	210	203 2.2	206 0.4	258 1.2	260 0.5	255 1.6	220 0.4	254 0.7	201 0.9	205 0.4	262 0.8	239 0.1	249 0.2	219 1.3	231 0.7	257 0.6	298 0.3	214 0.2	237 0.5	259 0.9
Lap 11	210	203 2.2	206 0.5	258 1.3	260 0.5	255 1.5	220 0.7	254 0.5	201 0.9	205 0.4	262 0.7	239 0.7	249 0.1	219 1.2	231 1.0	257 0.1	298 0.6	214 0.3	237 0.4	259 1.1
Lap 12	210	203 1.8	206 0.7	258 1.6	260 0.3	255 1.5	220 0.9	254 0.4	201 1.2	205 0.7	262 0.1	249 1.6	239 0.1	219 0.6	257 1.2	231 0.4	298 0.1	214 0.7	237 0.1	259 1.2



OK

Eliminatory HEAT A-B Rnd 3 Analysis

For information purposes. No official / regulatory value

Laps	Sector 1	Sector 2	Sector 3	Lap Time	Spd
No.255 HILTBRAND PEDRO					
1	17.846	19.000	14.614	51.460	120
2	16.415	18.329	14.479	49.223	122
3	16.431	17.793	14.482	48.706	121
4	16.320	17.767	14.468	48.555	122
5	16.346	17.846	14.444	48.636	122
6	16.393	17.849	14.494	48.736	121
7	16.359	17.917	14.621	48.897	120
8	16.361	18.119	14.625	49.105	121
9	16.466	17.886	14.560	48.912	119
10	16.397	17.914	14.604	48.915	119
11	16.409	17.905	14.566	48.880	119
12	16.458	17.898	14.602	48.958	119

No.257 MALJA VILLE					
1	17.940	19.270	14.808	52.018	121
2	16.578	19.142	14.563	50.283	121
3	16.526	18.613	15.766	50.905	120
4	16.826	17.853	14.583	49.262	120
5	16.530	17.909	15.233	49.672	119
6	16.432	17.836	14.607	48.875	119
7	16.468	17.879	14.552	48.899	119
8	16.464	17.919	14.624	49.007	120
9	16.471	17.950	14.665	49.086	121
10	16.573	18.222	14.708	49.503	120
11	16.499	17.961	14.630	49.090	121
12	16.566	18.120	14.705	49.391	119

No.258 COLUCCIO LUIGI					
1	16.943	18.124	14.501	49.568	118
2	16.430	17.812	14.464	48.706	118
3	16.306	17.713	14.441	48.460	118
4	16.326	17.730	14.527	48.583	118
5	16.666	18.761	14.574	50.001	119
6	16.321	17.762	14.558	48.641	119
7	16.322	17.812	14.517	48.651	119
8	16.394	17.833	14.595	48.822	119
9	16.438	17.821	14.619	48.878	118
10	16.435	17.853	14.608	48.896	118
11	16.459	17.849	14.644	48.952	119
12	16.457	17.942	14.804	49.203	118

No.259 SIKSNELIS KAJUS					
1	18.521	19.745	14.864	53.130	118
2	16.769	18.370	14.801	49.940	119
3	16.755	18.019	15.102	49.876	120
4	16.887	17.972	14.615	49.474	119
5	16.696	18.039	14.742	49.477	119
6	16.674	17.950	14.619	49.243	119
7	16.725	18.668	14.629	50.022	119
8	16.738	18.002	14.577	49.317	120
9	16.673	18.028	14.662	49.363	119
10	16.722	18.020	14.681	49.423	119
11	16.764	18.063	14.687	49.514	119
12	16.730	18.207	14.737	49.674	119

No.260 WURZ CHARLIE					
1	17.312	18.945	14.582	50.839	120
2	16.485	17.726	14.488	48.699	119
3	16.355	17.686	14.487	48.528	119
4	16.293	17.752	14.514	48.559	120

Laps	Sector 1	Sector 2	Sector 3	Lap Time	Spd
5	16.354	17.896	14.490	48.740	121
6	16.336	17.784	14.536	48.656	121
7	16.446	17.804	14.566	48.816	120
8	16.424	17.849	14.589	48.862	119
9	16.433	17.883	14.599	48.915	119
10	16.477	17.922	14.618	49.017	120
11	16.466	17.885	14.634	48.985	120
12	16.464	17.870	14.645	48.979	120

No.262 GRAY OLIVER					
1	17.557	18.609	14.588	50.754	118
2	16.939	19.206	14.627	50.772	119
3	16.355	17.871	14.498	48.724	119
4	16.359	17.807	14.452	48.618	119
5	16.368	17.805	14.532	48.705	119
6	16.370	17.701	14.541	48.612	119
7	16.417	17.827	14.564	48.808	120
8	16.434	17.961	14.649	49.044	121
9	16.616	18.665	15.180	50.461	120
10	16.529	18.974	14.740	50.243	119
11	16.454	17.918	14.609	48.981	120
12	16.443	17.878	14.578	48.899	120

No.298 LEISTRA LUCA					
1	17.939	19.017	14.847	51.803	119
2	16.816	18.277	14.748	49.841	120
3	16.873	18.621	15.958	51.452	121
4	16.717	17.860	14.610	49.187	119
5	16.439	17.878	14.580	48.897	120
6	16.524	17.948	14.630	49.102	118
7	16.490	17.948	14.656	49.094	118
8	16.559	18.020	14.622	49.201	118
9	16.534	18.087	14.707	49.328	119
10	16.591	18.693	14.750	50.034	120
11	16.552	18.071	14.748	49.371	119
12	16.581	18.119	14.667	49.367	121























OK

Eliminatory HEAT A-B Rnd 3

Starting Grid

Document 9

259	SIKSNELIS KAJUS EXPRIT / VORTEX / BRIDG		10	237	JANSSON CASPER TONY KART / VORTEX / BRIDG	
214	ROUSSEAU RICCI FLORIAN KR / IAME / BRIDG		9	219	BERGMEISTER JAKOB TONY KART / VORTEX / BRIDG	
239	RAVENSCROFT CLAYTON BIREL ART / TM RACING / BRIDG		8	231	GRAVLUND SEBASTIAN KOSMIC / VORTEX / BRIDG	
205	THOMPSON HARRY KR / IAME / BRIDG		7	257	MALJA VILLE KOSMIC / VORTEX / BRIDG	
249	DEGNBOL NOAH TONY KART / VORTEX / BRIDG		6	298	LEISTRA LUCA EXPRIT / TM / BRIDG	
255	HILTBRAND PEDRO TONY KART / VORTEX / BRIDG		5	254	TRAVISANUTTO LORENZO TONY KART / VORTEX / BRIDG	
220	MORGATTO ALVARENGA MATHEUS PAROLIN / TM RACING / BRIDG		4	260	WURZ CHARLIE EXPRIT / VORTEX / BRIDG	
201	REVESZ LEVENTE KR / IAME / BRIDG		3	262	GRAY OLIVER BIREL ART / TM RACING / BRIDG	
206	BARNARD TAYLOR KR / IAME / BRIDG		2	258	COLUCCIO LUIGI KOSMIC / VORTEX / BRIDG	
210	BEDRIN NIKITA TONY KART / VORTEX / BRIDG		1	203	ANTONELLI ANDREA KIMI KR / IAME / BRIDG	

POLE POSITION





OK

Eliminatory HEAT C-D Rnd 3 Results

Document 16.1 OFFICIAL

Rnk	No.	Entrant	Nat	Driver	Nat	Equipment	Laps	Gap	Interv.	Best lap	Penalty	Spd	Points
1	▲ ²	229 FORZA RACING		CAMARA RAFA		EXPRIT / TM RACING / BRIDG	12			48.660		118.6	0
2	▲ ³	211 WARD RACING		ANDREASSON NORTON		TONY KART / VORTEX / BRIDG	12	2.069	2.069	48.821		120.0	2
3	▲ ⁴	207 KR MOTORSPORT		PATRESE LORENZO		KR / IAME / BRIDG	12	6.531	4.462	48.839		120.8	3
4	▼ ³	253 TONY KART RACING TEAM		TURNEY JOE		TONY KART / VORTEX / BRIDG	12	8.405	1.874	48.561		121.3	4
5	▲ ⁴	228 FORZA RACING		VAN T HOFF DILANO		EXPRIT / TM RACING / BRIDG	12	8.625	0.220	48.911		118.7	5
6	▬	222 PAROLIN RACING KART		WHARTON JAMES		PAROLIN / TM RACING / BRIDG	12	9.603	0.978	48.975		122.9	6
7	▲ ⁵	204 KR MOTORSPORT		MARTI SOBREPORA JOSE		KR / IAME / BRIDG	12	10.320	0.717	48.941		121.9	7
8	▲ ¹⁰	208 ROSBERG RACING ACADEM		VAN HOEPEN LAURENS		KR / IAME / BRIDG	12	10.976	0.656	48.968		122.6	8
9	▲ ⁴	265 ENERGY CORSE SRL		DE HAAN ROBERT		ENERGY CORSE / TM RACING	12	11.983	1.007	49.024		121.1	9
10	▬	227 RICKY FLYNN MOTORSPOR		TEN BRINKE THOMAS		KOSMIC / VORTEX / BRIDG	12	12.892	0.909	48.682	+5.000	122.3	10
11	▼ ⁷	261 LECLERC BY LENNOX RACIN		DAY JAMIE		BIREL ART / TM RACING / BRID	12	13.368	0.476	48.739	+5.000	119.8	11
12	▼ ¹⁰	232 B.M. KARTING TEAM ASD		CUMAN NICOLO'		PAROLIN / IAME / BRIDG	12	15.320	1.952	48.642		120.8	12
13	▲ ²	297 FORZA RACING		STADSBADER GILLES		EXPRIT / TM / BRIDG	12	15.423	0.103	49.131		121.8	13
14	▲ ³	233 PANTANO TEAM		RESSICO D ALOISIO LORE		KR / IAME / BRIDG	12	17.042	1.619	49.025	+5.000	121.1	14
15	▲ ¹	212 MASSETANI GILBERTO		MASSETANI MATTEO		CRG / TM RACING / BRIDG	12	17.054	0.012	49.271		122.1	15
16	▲ ³	282 PRAGA RACING TEAM		GRACIA RICARDO		PRAGA / TM RACING / BRIDG	12	20.157	3.103	49.748		121.9	16
17	▲ ³	250 ELTO RACING		TORREGGIANI MATHIAS		TONY KART / TM RACING / BRI	12	22.807	2.650	49.447	+5.000	120.2	17
18	▼ ¹⁰	271 KR MOTORSPORT		TRULLI ENZO		KR / IAME / BRIDG	12	25.117	2.310	48.996	+10.000	120.0	18
19	▼ ⁶	252 WARD RACING		SIVERHOLM WILLIAM		TONY KART / VORTEX / BRIDG	0	12 Laps	12 Laps				19

No.227 TEN BRINKE THOMAS : Time penalty of 5 s for incorrectly installed front fairing or incorrect position of front fairing. According to Stewards' Decision No.5.
 No.261 DAY JAMIE : Time penalty of 5 s for incorrectly installed front fairing or incorrect position of front fairing. According to Stewards' Decision No.4.
 No.233 RESSICO D ALOISIO LORENZO : Time penalty of 5 s for incorrectly installed front fairing or incorrect position of front fairing. According to Stewards' Decision No.6.
 No.250 TORREGGIANI MATHIAS : Time penalty of 5 s for incorrectly installed front fairing or incorrect position of front fairing. According to Stewards' Decision No.7.
 No.271 TRULLI ENZO : 10 sec time penalty for bad manoeuvre (art 2.24 CIK General Prescriptions). According to Stewards' Decision No.8.

Not Classified

		209 WARD RACING		LOVINFOSSE LOLA		TONY KART / VORTEX / BRIDG		DNS					21
--	--	-----------------	--	-----------------	--	----------------------------	--	-----	--	--	--	--	----

Leaders : No.229 CAMARA RAFA (1-12)

Start Time : 30/06 - 15:22:53 / Flag Time : 15:32:39 / End Time : 15:33:00

Best lap : No.253 TURNEY JOE 48.561 96.52 kph

Weather : Sunny Air : 30°C Track : Dry

Event Record : No.210 BEDRIN NIKITA 47.783 98.09 kph



DOCUMENT N° 8

DECISIONE DEI COMMISSARI SPORTIVI STEWARDS' DECISION

PENALITA INFLITTA AL CONCORRENTE (NOME): **KR MOTORSPORT**
PENALTY INFLICTED UPON THE ENTRANT (NAME):

NAZIONALITA / NATIONALITY: **ITA**

No.: **271** PILOTA : **TRULLI ENZO**
No.: DRIVER :

Parte dell'evento: **OK - Eliminary HEAT C-D Rnd 3**
Concerns the part of the event:

DECISIONE / STATEMENT

10 sec time penalty in heat c-d rnd 3.

MOTIVAZIONE / REASON:

The Driver no. 271 caused a contact with kart no. 252 in 1 lap by MP starting line. The driver concerned forced out of the track kart no. 252 (reported by Judge of Facts after video control, requested by Race Director). Having considered the report concerned and relevant video sequence the Stewards judged this incident as a violation against Code of Driving conduct. This Decision is made in application of art 2.24 CIK General Prescriptions and art. 12.3 FIA International Sporting Code.

Decisione annunciata
Decision announced

Data / Date: **30/06/2020**

Ora / Time: **15:56**

Nome / Name

Firma / Signature

Presidente del Collegio / Chairman of the Panel:

Di Bari Oronzo (ITA)



Membri del Collegio / Members of the Panel:

Chillon Angela (ITA)

Legrottaglie Sante (ITA)

NOTIFICAZIONE AL CONCORRENTE / NOTIFICATION TO THE RELEVANT ENTRANT

Io sottoscritto:
I undersigned: Nome Cognome / personal name

Rappresentante del Concorrente: **KR MOTORSPORT**
Representing the Entrant: Nome del Concorrente / Entrant's name

Certifico che sono stato informato del documento No. **8** dai Commissari Sportivi dell'Evento.
Certify that I have been notified of document No. by the Stewards of the Meeting.

Data / Date: Ora / Time: Firma / Signature:



DOCUMENT N° 7

DECISIONE DEI COMMISSARI SPORTIVI STEWARDS' DECISION

PENALITA INFLITTA AL CONCORRENTE (NOME): **ELTO RACING**
PENALTY INFLICTED UPON THE ENTRANT (NAME):

NAZIONALITA / NATIONALITY: **ITA**

No.: **250** PILOTA : **TORREGGIANI MATHIAS**
No.: DRIVER :

Parte dell'evento: **OK - Eliminary HEAT C-D Rnd 3**
Concerns the part of the event:

DECISIONE / STATEMENT

5 s time penalty in the session mentioned above.

MOTIVAZIONE / REASON:

The front fairing of kart mentioned above was not in the correct position (according to technical drawing no. 2d) when the chequered flag was waved and the kart concerned crossed the finish line.
The Stewards impose this penalty after receiving of the relevant report of Judge of Facts and in application of the Art 2.3.3 General Prescriptions CIK-FIA 2020 and the relevant Bulletins.
and in application of the bulletins c of the rpg of the WSK.

Decisione annunciata
Decision announced

Data / Date: **30/06/2020**

Ora / Time: **15:50**

Nome / Name

Firma / Signature

Presidente del Collegio / Chairman of the Panel:

Di Bari Oronzo (ITA)



Membri del Collegio / Members of the Panel:

Chillon Angela (ITA)

Legrottaglie Sante (ITA)

NOTIFICAZIONE AL CONCORRENTE / NOTIFICATION TO THE RELEVANT ENTRANT

Io sottoscritto:
I undersigned: Nome Cognome / personal name

Rappresentante del Concorrente: **ELTO RACING**
Representing the Entrant: Nome del Concorrente / Entrant's name

Certifico che sono stato informato del documento No. **7** dai Commissari Sportivi dell'Evento.
Certify that I have been notified of document No. by the Stewards of the Meeting.

Data / Date: Ora / Time: Firma / Signature:



DOCUMENT N° 6

DECISIONE DEI COMMISSARI SPORTIVI STEWARDS' DECISION

PENALITA INFLITTA AL CONCORRENTE (NOME):
PENALTY INFLICTED UPON THE ENTRANT (NAME):

PANTANO TEAM

NAZIONALITA / NATIONALITY:

SWE

No.: **233**
No.:

PILOTA :
DRIVER :

RESSICO D ALOISIO LORENZO

Parte dell'evento:
Concerns the part of the event:

OK - Eliminary HEAT C-D Rnd 3

DECISIONE / STATEMENT

5 s time penalty in the session mentioned above.

MOTIVAZIONE / REASON:

The front fairing of kart mentioned above was not in the correct position (according to technical drawing no. 2d) when the chequered flag was waved and the kart concerned crossed the finish line.
The Stewards impose this penalty after receiving of the relevant report of Judge of Facts and in application of the Art 2.3.3 General Prescriptions CIK-FIA 2020 and the relevant Bulletins.
and in application of the bulletins c of the rpg of the WSK.

Decisione annunciata
Decision announced

Data / Date: **30/06/2020**

Ora / Time: **15:49**

Nome / Name

Firma / Signature

Presidente del Collegio / Chairman of the Panel:

Di Bari Oronzo (ITA)



Membri del Collegio / Members of the Panel:

Chillon Angela (ITA)

Legrottaglie Sante (ITA)

NOTIFICAZIONE AL CONCORRENTE / NOTIFICATION TO THE RELEVANT ENTRANT

Io sottoscritto:
I undersigned: Nome Cognome / personal name

Rappresentante del Concorrente: **PANTANO TEAM**
Representing the Entrant: Nome del Concorrente / Entrant's name

Certifico che sono stato informato del documento No. **6** dai Commissari Sportivi dell'Evento.
Certify that I have been notified of document No. by the Stewards of the Meeting.

Data / Date: Ora / Time: Firma / Signature:



DOCUMENT N° 5

DECISIONE DEI COMMISSARI SPORTIVI STEWARDS' DECISION

PENALITA INFLITTA AL CONCORRENTE (NOME):
PENALTY INFLICTED UPON THE ENTRANT (NAME):

RICKY FLYNN MOTORSPORT

NAZIONALITA / NATIONALITY:

GBR

No.: **227**
No.:

PILOTA :
DRIVER :

TEN BRINKE THOMAS

Parte dell'evento:
Concerns the part of the event:

OK - Eliminary HEAT C-D Rnd 3

DECISIONE / STATEMENT

5 s time penalty in the session mentioned above.

MOTIVAZIONE / REASON:

The front fairing of kart mentioned above was not in the correct position (according to technical drawing no. 2d) when the chequered flag was waved and the kart concerned crossed the finish line.
The Stewards impose this penalty after receiving of the relevant report of Judge of Facts and in application of the Art 2.3.3 General Prescriptions CIK-FIA 2020 and the relevant Bulletins.
and in application of the bulletins c of the rpg of the WSK.

Decisione annunciata
Decision announced

Data / Date: **30/06/2020**

Ora / Time: **15:48**

Nome / Name

Firma / Signature

Presidente del Collegio / Chairman of the Panel:

Di Bari Oronzo (ITA)



Membri del Collegio / Members of the Panel:

Chillon Angela (ITA)

Legrottaglie Sante (ITA)

NOTIFICAZIONE AL CONCORRENTE / NOTIFICATION TO THE RELEVANT ENTRANT

Io sottoscritto:
I undersigned:

Nome Cognome / personal name

Rappresentante del Concorrente:
Representing the Entrant:

RICKY FLYNN MOTORSPORT

Nome del Concorrente / Entrant's name

Certifico che sono stato informato del documento No. **5**
Certify that I have been notified of document No.

dai Commissari Sportivi dell'Evento.
by the Stewards of the Meeting.

Data / Date:

Ora / Time:

Firma / Signature:



DOCUMENT N° 4

DECISIONE DEI COMMISSARI SPORTIVI STEWARDS' DECISION

PENALITA INFLITTA AL CONCORRENTE (NOME): **LECLERC BY LENNOX RACING**
PENALTY INFLICTED UPON THE ENTRANT (NAME):

NAZIONALITA / NATIONALITY: **GBR**

No.: **261** PILOTA : **DAY JAMIE**
No.: DRIVER :

Parte dell'evento: **OK - Eliminary HEAT C-D Rnd 3**
Concerns the part of the event:

DECISIONE / STATEMENT

5 s time penalty in the session mentioned above.

MOTIVAZIONE / REASON:

The front fairing of kart mentioned above was not in the correct position (according to technical drawing no. 2d) when the chequered flag was waved and the kart concerned crossed the finish line.
The Stewards impose this penalty after receiving of the relevant report of Judge of Facts and in application of the Art 2.3.3 General Prescriptions CIK-FIA 2020 and the relevant Bulletins.
and in application of the bulletins c of the rpg of the WSK.

Decisione annunciata
Decision announced

Data / Date: **30/06/2020**

Ora / Time: **15:48**

Nome / Name

Firma / Signature

Presidente del Collegio / Chairman of the Panel:

Di Bari Oronzo (ITA)



Membri del Collegio / Members of the Panel:

Chillon Angela (ITA)

Legrottaglie Sante (ITA)

NOTIFICAZIONE AL CONCORRENTE / NOTIFICATION TO THE RELEVANT ENTRANT

Io sottoscritto:
I undersigned: Nome Cognome / personal name

Rappresentante del Concorrente: **LECLERC BY LENNOX RACING**
Representing the Entrant: Nome del Concorrente / Entrant's name

Certifico che sono stato informato del documento No. **4** dai Commissari Sportivi dell'Evento.
Certify that I have been notified of document No. by the Stewards of the Meeting.

Data / Date: Ora / Time: Firma / Signature:



OK

Eliminatory HEAT C-D Rnd 3 Lap Chart

For information purposes. No official / regulatory value

	1	2	3	4	5	6	7	8	9	10	11	12	13	14	15	16	17	18	19	20
Grid	253	232	229	261	211	222	207	271	228	227	252	204	265	209	297	212	233	208	282	250
Start	253	229	211	232	207	261	228	222	271	227	252	265	204	212	297	208	233	250	282	
Lap 1 <small>Interval</small>	229	211 0.1	253 0.4	207 0.3	261 0.6	228 0.7	222 0.0	232 0.3	227 0.0	271 0.3	204 0.1	265 0.2	208 0.1	212 0.5	233 0.1	297 0.6	250 0.1	282 0.2		
Lap 2	229	211 0.4	253 0.2	207 0.4	261 0.4	222 2.6	228 0.0	227 0.1	271 0.1	232 0.3	204 0.1	208 0.2	265 0.3	233 0.1	212 0.2	250 0.3	297 0.1	282 0.0		
Lap 3	229	211 1.0	253 0.0	207 0.2	261 0.3	228 2.9	227 0.7	222 0.8	271 0.4	208 0.1	204 0.1	265 0.4	233 0.3	212 0.1	250 0.4	297 0.1	282 0.0	232 0.5		
Lap 4	229	211 1.0	207 1.0	261 0.3	253 0.4	228 1.7	227 0.5	222 1.1	208 1.0	204 0.4	265 0.7	233 0.2	212 0.1	271 0.4	297 0.1	250 0.3	282 0.3	232 0.1		
Lap 5	229	211 1.1	207 1.2	261 0.2	253 1.5	228 0.6	227 0.2	222 1.5	208 0.9	204 0.3	265 0.8	233 0.2	212 0.4	271 1.1	297 0.4	250 0.1	282 0.1	232 0.1		
Lap 6	229	211 1.2	207 1.4	261 0.2	253 1.3	228 0.9	227 0.0	222 1.6	208 0.9	204 0.3	265 0.9	233 0.2	212 0.6	271 0.9	297 0.6	250 0.3	282 0.4	232 0.1		
Lap 7	229	211 1.5	261 1.8	207 0.1	253 0.6	227 1.1	228 0.4	222 1.5	208 0.8	204 0.2	265 1.0	233 0.2	212 0.9	271 0.6	232 0.7	297 0.2	250 0.8	282 0.5		
Lap 8	229	211 1.7	261 2.1	207 0.1	253 0.1	227 1.3	228 0.7	222 1.5	208 0.7	204 0.2	265 1.1	233 0.3	212 1.3	271 0.3	232 0.2	297 0.7	250 1.1	282 1.0		
Lap 9	229	211 1.8	253 2.3	207 0.6	261 0.1	227 0.6	228 1.1	222 1.5	208 0.7	204 0.2	265 1.1	233 0.2	212 1.7	271 0.1	232 0.2	297 0.5	250 1.5	282 1.4		
Lap 10	229	211 2.0	253 2.7	207 0.4	261 0.4	227 0.3	228 1.4	222 1.3	208 0.9	204 0.0	265 1.1	233 0.2	212 1.9	271 0.3	232 0.8	297 1.0	250 0.5	282 1.8		
Lap 11	229	211 2.1	207 4.0	261 0.4	253 0.0	227 0.0	228 1.3	222 1.2	204 0.8	208 0.4	265 0.8	233 0.2	212 2.1	271 0.2	232 0.8	297 1.3	250 0.7	282 2.0		
Lap 12	229	211 2.0	207 4.4	227 1.3	261 0.4	253 0.0	228 0.2	222 0.9	204 0.7	208 0.6	265 1.0	233 0.0	212 3.0	271 0.2	232 0.1	297 1.6	250 0.7	282 2.3		



OK

Eliminatory HEAT C-D Rnd 3

Analysis

For information purposes. No official / regulatory value

Laps	Sector 1	Sector 2	Sector 3	Lap Time	Spd	Laps	Sector 1	Sector 2	Sector 3	Lap Time	Spd	Laps	Sector 1	Sector 2	Sector 3	Lap Time	Spd
No.204 MARTI SOBREPORA JOSEP MARIA						5	16.579	18.027	14.705	49.311	120	10	16.417	17.694	14.565	48.676	118
1	17.753	18.954	15.195	51.902	120	6	16.496	18.038	14.737	49.271	119	11	16.415	17.747	14.665	48.827	118
2	16.515	19.106	14.955	50.576	121	7	16.543	18.087	14.781	49.411	118	12	16.488	17.740	14.764	48.992	118
3	16.522	19.115	14.875	50.512	121	8	16.506	18.142	14.788	49.436	119	No.232 CUMAN NICOLO'					
4	16.642	18.522	14.599	49.763	120	9	16.560	18.121	14.873	49.554	118	1	17.681	18.856	15.197	51.734	119
5	16.422	17.928	14.598	48.948	120	10	16.971	19.736	14.983	51.690	118	2	16.669	19.191	15.088	50.948	119
6	16.423	17.992	14.526	48.941	120	11	16.642	18.123	14.851	49.616	117	3	16.576	21.174	15.013	52.763	119
7	16.437	17.965	14.574	48.976	120	12	16.654	18.186	14.910	49.750	118	4	16.516	18.309	15.410	50.235	120
8	16.450	17.942	14.579	48.971	120	No.222 WHARTON JAMES						5	16.688	18.021	15.044	49.753	120
9	16.459	17.966	14.689	49.114	121	1	17.136	19.126	14.981	51.243	122	6	16.622	17.989	14.656	49.267	119
10	16.515	18.017	14.656	49.188	122	2	16.520	18.990	15.119	50.629	119	7	16.394	17.869	14.664	48.927	118
11	16.489	17.994	14.626	49.109	119	3	16.878	19.098	14.675	50.651	120	8	16.323	17.743	14.576	48.642	119
12	16.493	18.046	14.665	49.204	119	4	16.400	17.952	14.623	48.975	120	9	16.471	18.083	14.761	49.315	119
No.207 PATRESE LORENZO						5	16.414	17.989	14.669	49.072	118	10	16.719	18.093	14.588	49.400	119
1	16.947	18.222	14.733	49.902	119	6	16.430	17.929	14.652	49.011	119	11	16.474	18.011	14.824	49.309	117
2	16.496	17.874	14.660	49.030	119	7	16.461	17.974	14.692	49.127	119	12	16.606	18.640	15.026	50.272	119
3	16.484	17.783	14.572	48.839	119	8	16.462	17.924	14.707	49.093	120	No.233 RESSICO D ALOISIO LORENZO					
4	16.599	18.311	14.631	49.541	118	9	16.546	17.937	14.683	49.166	119	1	18.059	19.280	15.018	52.357	120
5	16.513	17.908	14.629	49.050	118	10	16.476	17.931	14.714	49.121	119	2	16.475	18.526	15.269	50.270	120
6	16.474	17.874	14.700	49.048	117	11	16.579	18.045	14.711	49.335	119	3	16.434	19.256	14.901	50.591	119
7	16.867	18.055	14.591	49.513	120	12	16.520	18.037	14.738	49.295	119	4	16.491	18.698	14.743	49.932	119
8	16.477	18.030	14.716	49.223	119	No.227 TEN BRINKE THOMAS						5	16.477	17.894	14.654	49.025	119
9	16.698	18.136	14.625	49.459	119	1	17.677	18.702	15.154	51.533	122	6	16.435	18.051	14.605	49.091	119
10	16.499	17.854	14.682	49.035	119	2	16.484	18.904	15.040	50.428	120	7	16.469	17.982	14.619	49.070	119
11	16.573	18.357	14.821	49.751	118	3	16.561	18.452	14.576	49.589	120	8	16.414	17.985	14.703	49.102	119
12	16.577	17.990	14.783	49.350	117	4	16.298	17.857	14.530	48.685	120	9	16.496	17.956	14.626	49.078	119
No.208 VAN HOEPEN LAURENS						5	16.328	17.864	14.490	48.682	121	10	16.507	18.059	14.663	49.229	118
1	17.872	19.165	14.847	51.884	121	6	16.416	17.979	14.510	48.905	121	11	16.514	18.048	14.714	49.276	119
2	16.526	18.825	15.043	50.394	121	7	16.397	17.856	14.510	48.763	120	12	16.554	18.030	14.754	49.338	121
3	16.428	18.909	14.794	50.131	122	8	16.334	17.923	14.529	48.786	120	No.250 TORREGGIANI MATHIAS					
4	16.669	18.165	14.690	49.524	119	9	16.363	17.963	14.509	48.835	121	1	18.013	19.864	15.222	53.099	118
5	16.434	17.851	14.683	48.968	119	10	16.423	17.914	14.659	48.996	121	2	16.864	18.238	14.970	50.072	118
6	16.432	17.894	14.671	48.997	119	11	16.469	18.245	14.819	49.533	121	3	16.698	18.883	14.971	50.552	118
7	16.493	17.873	14.666	49.032	119	12	16.651	18.763	14.746	50.160	120	4	17.024	18.353	15.163	50.540	118
8	16.412	17.868	14.718	48.998	120	No.228 VAN T HOFF DILANO						5	16.642	18.203	15.223	50.068	120
9	16.498	17.952	14.719	49.169	120	1	17.119	19.179	14.913	51.211	118	6	16.650	18.282	14.978	49.910	118
10	16.510	18.006	14.809	49.325	120	2	16.644	19.013	15.067	50.724	118	7	16.671	17.989	14.825	49.485	117
11	16.801	18.010	14.852	49.663	119	3	16.544	17.857	14.624	49.025	117	8	16.690	17.999	14.758	49.447	118
12	16.522	18.040	14.808	49.370	119	4	16.454	17.840	14.617	48.911	117	9	16.719	18.072	14.739	49.530	118
No.211 ANDREASSON NORTON						5	16.493	17.853	14.611	48.957	118	10	16.776	18.173	14.890	49.839	117
1	16.793	17.872	14.537	49.202	120	6	16.529	17.848	14.742	49.119	117	11	16.778	18.170	14.824	49.772	117
2	16.495	17.999	14.598	49.092	119	7	16.592	17.970	14.649	49.211	118	12	16.699	18.051	15.046	49.796	117
3	16.303	17.852	15.082	49.237	119	8	16.537	17.908	14.651	49.096	119	No.253 TURNEY JOE					
4	16.401	17.848	14.598	48.847	119	9	16.555	17.966	14.698	49.219	118	1	17.200	18.147	14.512	49.859	119
5	16.369	17.884	14.568	48.821	119	10	16.588	18.020	14.724	49.332	118	2	16.446	17.906	14.566	48.918	120
6	16.328	17.879	14.668	48.875	119	11	16.607	18.036	14.749	49.392	118	3	16.330	17.735	15.000	49.065	110
7	16.427	17.897	14.603	48.927	119	12	16.621	18.115	14.833	49.569	118	4	16.838	18.830	14.966	50.634	111
8	16.342	17.932	14.598	48.872	120	No.229 CAMARA RAFA						5	16.869	18.122	15.060	50.051	110
9	16.356	17.855	14.613	48.824	120	1	16.754	17.856	14.597	49.207	117	6	16.653	17.692	14.505	48.850	118
10	16.361	17.894	14.585	48.840	119	2	16.511	17.747	14.539	48.797	118	7	16.372	17.669	14.520	48.561	119
11	16.408	17.893	14.652	48.953	119	3	16.388	17.701	14.577	48.666	118	8	16.346	17.764	14.550	48.660	121
12	16.394	17.856	14.641	48.891	119	4	16.402	17.767	14.641	48.810	118	9	16.347	17.842	14.530	48.719	119
No.212 MASSETANI MATTEO						5	16.426	17.784	14.537	48.747	118	10	16.425	17.743	15.048	49.216	110
1	17.939	19.641	15.039	52.619	120	6	16.431	17.755	14.538	48.724	118	11	16.929	18.535	15.181	50.645	111
2	16.428	18.681	15.503	50.612	121	7	16.442	17.679	14.539	48.660	118	12	16.971	18.624	15.165	50.760	111
3	16.674	19.030	14.748	50.452	122	8	16.413	17.770	14.508	48.691	119						
4	16.522	18.700	14.790	50.012	120	9	16.423	17.692	14.556	48.671	118						



OK

Eliminatory HEAT C-D Rnd 3 Analysis

For information purposes. No official / regulatory value

Laps	Sector 1	Sector 2	Sector 3	Lap Time	Spd
No.261 DAY JAMIE					
1	17.321	18.597	14.571	50.489	118
2	16.362	17.944	14.504	48.810	118
3	16.341	17.831	14.567	48.739	119
4	16.402	18.607	14.609	49.618	119
5	16.370	17.932	14.625	48.927	119
6	16.417	17.984	14.651	49.052	118
7	16.509	17.917	14.682	49.108	118
8	16.456	17.981	14.753	49.190	118
9	16.467	18.674	14.668	49.809	120
10	16.543	17.999	14.722	49.264	119
11	16.497	18.467	14.805	49.769	118
12	16.631	19.145	14.990	50.766	117

Laps	Sector 1	Sector 2	Sector 3	Lap Time	Spd
5	16.534	18.368	15.402	50.304	119
6	16.501	18.044	14.649	49.194	119
7	16.492	18.263	14.734	49.489	120
8	16.533	17.975	14.623	49.131	120
9	16.508	17.962	14.694	49.164	120
10	16.473	18.433	14.814	49.720	118
11	16.548	18.088	14.681	49.317	119
12	16.561	18.096	14.831	49.488	121

No.265 DE HAAN ROBERT					
1	17.956	19.109	15.075	52.140	121
2	16.538	19.161	15.254	50.953	121
3	16.399	19.180	14.780	50.359	120
4	16.372	18.915	14.798	50.085	120
5	16.434	17.939	14.651	49.024	120
6	16.417	17.946	14.703	49.066	120
7	16.441	17.907	14.708	49.056	119
8	16.448	17.951	14.652	49.051	120
9	16.448	17.988	14.731	49.167	120
10	16.485	17.991	14.749	49.225	120
11	16.485	18.050	14.756	49.291	120
12	16.507	18.076	14.904	49.487	120

No.271 TRULLI ENZO					
1	17.761	18.985	15.120	51.866	120
2	16.554	18.732	14.970	50.256	120
3	16.622	19.305	14.807	50.734	120
4	16.862	19.788	14.964	51.614	119
5	16.592	18.624	14.853	50.069	119
6	16.470	17.900	14.626	48.996	118
7	16.496	17.928	14.683	49.107	118
8	16.503	17.963	14.685	49.151	120
9	16.559	18.081	14.701	49.341	120
10	16.563	18.040	14.670	49.273	118
11	16.614	18.035	14.805	49.454	118
12	16.691	18.572	15.026	50.289	118

No.282 GRACIA RICARDO					
1	18.368	20.108	14.775	53.251	120
2	16.904	18.366	14.814	50.084	121
3	16.760	18.858	14.834	50.452	121
4	16.671	18.416	15.612	50.699	119
5	16.577	18.462	15.006	50.045	120
6	16.678	18.232	14.838	49.748	120
7	16.706	18.314	14.831	49.851	119
8	16.716	18.263	15.001	49.980	120
9	16.672	18.379	14.831	49.882	119
10	16.789	18.387	15.064	50.240	117
11	16.810	18.351	14.882	50.043	118
12	16.814	18.292	14.958	50.064	118

No.297 STADSBADER GILLES					
1	18.236	19.856	15.231	53.323	113
2	17.090	18.382	14.902	50.374	117
3	16.958	18.535	14.985	50.478	121
4	16.486	18.558	15.038	50.082	120

**OK****Eliminatory HEAT C-D Rnd 3**
Starting Grid

Document 10

282	GRACIA RICARDO PRAGA / TM RACING / BRIDG		10	250	TORREGGIANI MATHIAS TONY KART / TM RACING / BRIDG	
233	RESSICO D ALOISIO LORENZO KR / IAME / BRIDG		9	208	VAN HOEPEN LAURENS KR / IAME / BRIDG	
297	STADSBADER GILLES EXPRIT / TM / BRIDG		8	212	MASSETANI MATTEO CRG / TM RACING / BRIDG	
265	DE HAAN ROBERT ENERGY CORSE / TM RACING / BRIDG		7	209	LOVINFOSSE LOLA TONY KART / VORTEX / BRIDG	
252	SIVERHOLM WILLIAM TONY KART / VORTEX / BRIDG		6	204	MARTI SOBPERA JOSEP MARIA KR / IAME / BRIDG	
228	VAN T HOFF DILANO EXPRIT / TM RACING / BRIDG		5	227	TEN BRINKE THOMAS KOSMIC / VORTEX / BRIDG	
207	PATRESE LORENZO KR / IAME / BRIDG		4	271	TRULLI ENZO KR / IAME / BRIDG	
211	ANDREASSON NORTON TONY KART / VORTEX / BRIDG		3	222	WHARTON JAMES PAROLIN / TM RACING / BRIDG	
229	CAMARA RAFA EXPRIT / TM RACING / BRIDG		2	261	DAY JAMIE BIREL ART / TM RACING / BRIDG	
253	TURNEY JOE TONY KART / VORTEX / BRIDG		1	232	CUMAN NICOLO' PAROLIN / IAME / BRIDG	

POLE POSITION



OK

Eliminatory HEAT A-C Rnd 3 Results

Document 19.1 OFFICIAL

Rnk	No.	Entrant	Nat	Driver	Nat	Equipment	Laps	Time	Gap	Interv.	Best lap	Spd	Penalty	Points
1	210	WARD RACING	SWE	BEDRIN NIKITA	RUS	TONY KART / VORTEX / BRI	12	9:45.672			48.514	120.5		0
2	253	TONY KART RACING TEAM	ITA	TURNERY JOE	GBR	TONY KART / VORTEX / BRI	12	9:46.447	0.775	0.775	48.531	120.8		2
3	229	FORZA RACING	GBR	CAMARA RAFA	BRA	EXPRIT / TM RACING / BRID	12	9:47.320	1.648	0.873	48.530	121.1		3
4	206	ROSBERG RACING ACADEMY	DEU	BARNARD TAYLOR	GBR	KR / IAME / BRIDG	12	9:48.052	2.380	0.732	48.607	121.3		4
5	201	KR MOTORSPORT	ITA	REVESZ LEVENTE	HUN	KR / IAME / BRIDG	12	9:48.706	3.034	0.654	48.712	119.5		5
6	255	TONY KART RACING TEAM	ITA	HILTBRAND PEDRO	ESP	TONY KART / VORTEX / BRI	12	9:49.586	3.914	0.880	48.636	119.7		6
7	211	WARD RACING	SWE	ANDREASSON NORTON	SWE	TONY KART / VORTEX / BRI	12	9:49.785	4.113	0.199	48.599	121.3		7
8	220	PAROLIN RACING KART	ITA	MORGATTO ALVARENGA M	BRA	PAROLIN / TM RACING / BR	12	9:51.094	5.422	1.309	48.697	119.8		8
9	228	FORZA RACING	GBR	VAN T HOFF DILANO	NLD	EXPRIT / TM RACING / BRID	12	9:54.585	8.913	3.491	48.925	120.6		9
10	205	KR MOTORSPORT	ITA	THOMPSON HARRY	GBR	KR / IAME / BRIDG	12	9:54.798	9.126	0.213	48.903	121.0		10
11	207	KR MOTORSPORT	ITA	PATRESE LORENZO	ITA	KR / IAME / BRIDG	12	9:54.853	9.181	0.055	48.860	119.2		11
12	265	ENERGY CORSE SRL	ITA	DE HAAN ROBERT	NLD	ENERGY CORSE / TM RACI	12	9:56.774	11.102	1.921	48.945	120.3		12
13	233	PANTANO TEAM	SWE	RESSICO D ALOISIO LOREN	ITA	KR / IAME / BRIDG	12	9:57.737	12.065	0.963	48.937	118.3		13
14	259	EXPRIT RACING TEAM	ITA	SIKSNELIS KAJUS	LTU	EXPRIT / VORTEX / BRIDG	12	9:58.238	12.566	0.501	49.068	121.9		14
15	297	FORZA RACING	GBR	STADSBADER GILLES	BEL	EXPRIT / TM / BRIDG	12	10:00.061	14.389	1.823	49.047	118.6		15
16	214	VDK RACING	GBR	ROUSSEAU RICCI FLORIAN	BRA	KR / IAME / BRIDG	12	9:55.346	14.674	0.285	48.829	120.5	+5.000	16
17	239	BIREL ART RACING	ITA	RAVENSCROFT CLAYTON	GBR	BIREL ART / TM RACING / B	12	9:55.629	14.957	0.283	48.855	121.3	+5.000	17
18	252	WARD RACING	SWE	SIVERHOLM WILLIAM	SWE	TONY KART / VORTEX / BRI	12	9:56.711	16.039	1.082	48.751	120.0	+5.000	18
19	282	PRAGA RACING TEAM	ITA	GRACIA RICARDO	BRA	PRAGA / TM RACING / BRID	12	10:02.806	17.134	1.095	49.295	120.5		19
20	249	WARD RACING	SWE	DEGNBOL NOAH	DNK	TONY KART / VORTEX / BRI	0	1.542	12 Laps	12 Laps				20

No.214 ROUSSEAU RICCI FLORIAN : Time penalty of 5 s for incorrectly installed front fairing or incorrect position of front fairing. According to Stewards' Decision No.15.
 No.239 RAVENSCROFT CLAYTON : Time penalty of 5 s for incorrectly installed front fairing or incorrect position of front fairing. According to Stewards' Decision No.16.
 No.252 SIVERHOLM WILLIAM : Time penalty of 5 s for incorrectly installed front fairing or incorrect position of front fairing. According to Stewards' Decision No.17.

Leaders : No.210 BEDRIN NIKITA (1-12)

Start Time : 01/07 - 12:01:25 / Flag Time : 12:11:10 / End Time : 12:11:28

Best lap : No.210 BEDRIN NIKITA 48.514 96.62 kph

Weather : Sunny Air : 30°C Track : Dry

Event Record : No.210 BEDRIN NIKITA 47.783 98.09 kph



DOCUMENT N° 17

DECISIONE DEI COMMISSARI SPORTIVI STEWARDS' DECISION

PENALITA INFLITTA AL CONCORRENTE (NOME):
PENALTY INFLICTED UPON THE ENTRANT (NAME):

WARD RACING

NAZIONALITA / NATIONALITY:

SWE

No.: **252**
No.:

PILOTA :
DRIVER :

SIVERHOLM WILLIAM

Parte dell'evento:
Concerns the part of the event:

OK - Eliminary HEAT A-C Rnd 3

DECISIONE / STATEMENT

5 s time penalty in the session mentioned above.

MOTIVAZIONE / REASON:

The front fairing of kart mentioned above was not in the correct position (according to technical drawing no. 2d) when the chequered flag was waved and the kart concerned crossed the finish line.
The Stewards impose this penalty after receiving of the relevant report of Judge of Facts and in application of the Art 2.3.3 General Prescriptions CIK-FIA 2020 and the relevant Bulletins.
and in application of the bulletins c of the rpg of the WSK.

Decisione annunciata
Decision announced

Data / Date: **01/07/2020**

Ora / Time: **12:29**

Nome / Name

Firma / Signature

Presidente del Collegio / Chairman of the Panel:

Di Bari Oronzo (ITA)



Membri del Collegio / Members of the Panel:

Chillon Angela (ITA)

Legrottaglie Sante (ITA)

NOTIFICAZIONE AL CONCORRENTE / NOTIFICATION TO THE RELEVANT ENTRANT

Io sottoscritto:
I undersigned: Nome Cognome / personal name

Rappresentante del Concorrente: **WARD RACING**
Representing the Entrant: Nome del Concorrente / Entrant's name

Certifico che sono stato informato del documento No. **17** dai Commissari Sportivi dell'Evento.
Certify that I have been notified of document No. by the Stewards of the Meeting.

Data / Date: Ora / Time: Firma / Signature:



DOCUMENT N° 16

DECISIONE DEI COMMISSARI SPORTIVI STEWARDS' DECISION

PENALITA INFLITTA AL CONCORRENTE (NOME):
PENALTY INFLICTED UPON THE ENTRANT (NAME):

BIREL ART RACING

NAZIONALITA / NATIONALITY:

ITA

No.: **239**
No.:

PILOTA :
DRIVER :

RAVENS CROFT CLAYTON

Parte dell'evento:
Concerns the part of the event:

OK - Eliminary HEAT A-C Rnd 3

DECISIONE / STATEMENT

5 s time penalty in the session mentioned above.

MOTIVAZIONE / REASON:

The front fairing of kart mentioned above was not in the correct position (according to technical drawing no. 2d) when the chequered flag was waved and the kart concerned crossed the finish line.
The Stewards impose this penalty after receiving of the relevant report of Judge of Facts and in application of the Art 2.3.3 General Prescriptions CIK-FIA 2020 and the relevant Bulletins.
and in application of the bulletins c of the rpg of the WSK.

Decisione annunciata
Decision announced

Data / Date: **01/07/2020**

Ora / Time: **12:29**

Nome / Name

Firma / Signature

Presidente del Collegio / Chairman of the Panel:

Di Bari Oronzo (ITA)



Membri del Collegio / Members of the Panel:

Chillon Angela (ITA)

Legrottaglie Sante (ITA)

NOTIFICAZIONE AL CONCORRENTE / NOTIFICATION TO THE RELEVANT ENTRANT

Io sottoscritto:
I undersigned: Nome Cognome / personal name

Rappresentante del Concorrente: **BIREL ART RACING**
Representing the Entrant: Nome del Concorrente / Entrant's name

Certifico che sono stato informato del documento No. **16** dai Commissari Sportivi dell'Evento.
Certify that I have been notified of document No. by the Stewards of the Meeting.

Data / Date: Ora / Time: Firma / Signature:



DOCUMENT N° 15

DECISIONE DEI COMMISSARI SPORTIVI STEWARDS' DECISION

PENALITA INFLITTA AL CONCORRENTE (NOME):
PENALTY INFLICTED UPON THE ENTRANT (NAME):

VDK RACING

NAZIONALITA / NATIONALITY:

GBR

No.: **214**
No.:

PILOTA :
DRIVER :

ROUSSEAU RICCI FLORIAN

Parte dell'evento:
Concerns the part of the event:

OK - Eliminary HEAT A-C Rnd 3

DECISIONE / STATEMENT

5 s time penalty in the session mentioned above.

MOTIVAZIONE / REASON:

The front fairing of kart mentioned above was not in the correct position (according to technical drawing no. 2d) when the chequered flag was waved and the kart concerned crossed the finish line.
The Stewards impose this penalty after receiving of the relevant report of Judge of Facts and in application of the Art 2.3.3 General Prescriptions CIK-FIA 2020 and the relevant Bulletins.
and in application of the bulletins c of the rpg of the WSK.

Decisione annunciata
Decision announced

Data / Date: **01/07/2020**

Ora / Time: **12:28**

Nome / Name

Firma / Signature

Presidente del Collegio / Chairman of the Panel:

Di Bari Oronzo (ITA)



Membri del Collegio / Members of the Panel:

Chillon Angela (ITA)

Legrottaglie Sante (ITA)

NOTIFICAZIONE AL CONCORRENTE / NOTIFICATION TO THE RELEVANT ENTRANT

Io sottoscritto:
I undersigned: Nome Cognome / personal name

Rappresentante del Concorrente: **VDK RACING**
Representing the Entrant: Nome del Concorrente / Entrant's name

Certifico che sono stato informato del documento No. **15** dai Commissari Sportivi dell'Evento.
Certify that I have been notified of document No. by the Stewards of the Meeting.

Data / Date: Ora / Time: Firma / Signature:



OK

Eliminatory HEAT A-C Rnd 3 Lap Chart

For information purposes. No official / regulatory value

	1	2	3	4	5	6	7	8	9	10	11	12	13	14	15	16	17	18	19	20
Grid	210	253	206	229	201	211	220	207	255	228	249	252	205	265	239	297	214	233	259	282
Start	210	253	206	229	201	211	220	255	207	228	249	252	205	239	265	214	297	259	233	282
Lap 1 <small>Interval</small>	210	206 0.2	253 0.2	229 0.2	201 0.1	211 0.1	220 0.4	255 0.2	228 0.3	207 0.3	252 0.0	205 0.6	214 0.1	265 0.2	259 0.3	297 0.2	233 0.1	282 0.0	239 0.1	
Lap 2	210	253 0.5	206 0.1	229 0.0	201 0.2	211 0.2	220 0.3	255 0.0	228 0.3	252 1.3	207 0.5	205 0.1	265 0.4	214 0.2	259 0.1	239 0.6	297 0.0	233 0.7	282 1.4	
Lap 3	210	253 0.7	229 0.6	206 0.2	201 0.1	255 0.2	211 0.2	220 0.2	228 0.2	252 0.5	207 0.7	205 0.1	265 0.5	214 0.2	259 0.3	239 0.3	233 1.1	297 0.1	282 1.4	
Lap 4	210	253 0.8	229 0.5	206 0.3	201 0.2	255 1.0	211 0.2	228 0.1	220 0.2	252 0.1	207 0.4	205 0.2	265 0.6	214 0.1	259 0.4	239 0.1	233 1.7	297 1.3	282 0.0	
Lap 5	210	253 0.9	229 0.4	206 0.4	201 0.3	255 0.9	211 0.3	220 0.8	228 0.0	252 0.0	207 0.2	205 0.2	214 1.0	265 0.4	239 0.1	259 0.3	233 1.2	297 1.5	282 0.2	
Lap 6	210	253 0.9	229 0.5	206 0.4	201 0.4	255 0.8	211 0.2	220 1.0	228 0.2	252 0.2	205 0.5	207 0.2	214 0.5	265 0.4	239 0.2	259 0.4	233 0.9	297 1.6	282 0.6	
Lap 7	210	253 1.0	229 0.4	206 0.5	201 0.5	255 0.8	211 0.1	220 1.1	228 0.6	252 0.1	205 0.4	207 0.3	214 0.2	265 0.5	239 0.2	259 0.6	233 0.7	297 1.9	282 0.9	
Lap 8	210	253 1.0	229 0.5	206 0.6	201 0.6	255 0.7	211 0.2	220 1.0	228 0.9	252 0.2	205 0.2	207 0.3	214 0.2	265 0.7	239 0.2	259 0.7	233 0.5	297 2.2	282 0.8	
Lap 9	210	253 1.0	229 0.6	206 0.6	201 0.6	255 0.8	211 0.2	220 1.1	228 1.3	252 0.3	205 0.0	207 0.4	214 0.2	265 0.7	239 0.1	259 1.0	233 0.3	297 2.6	282 1.0	
Lap 10	210	253 1.1	229 0.6	206 0.7	201 0.6	255 0.8	211 0.2	220 1.1	228 1.7	205 0.3	207 0.7	252 0.3	214 0.2	239 0.6	265 0.2	259 0.6	233 0.1	297 2.7	282 1.6	
Lap 11	210	253 1.1	229 0.7	206 0.5	201 0.7	255 0.7	211 0.1	220 1.2	228 2.1	205 0.1	207 0.7	214 1.0	252 0.1	239 0.0	265 0.3	233 1.8	259 0.0	297 1.8	282 2.1	
Lap 12	210	253 0.7	229 0.8	206 0.7	201 0.6	255 0.8	211 0.1	220 1.3	228 3.4	205 0.2	207 0.0	214 0.4	239 0.2	252 1.0	265 0.0	233 0.9	259 0.5	297 1.8	282 2.7	



OK

Eliminatory HEAT A-C Rnd 3 Analysis

For information purposes. No official / regulatory value

Laps	Sector 1	Sector 2	Sector 3	Lap Time	Spd
No.253 TURNEY JOE					
1	17.073	17.988	14.600	49.661	120
2	16.470	17.855	14.691	49.016	120
3	16.482	17.897	14.558	48.937	120
4	16.414	17.768	14.543	48.725	119
5	16.377	17.713	14.497	48.587	119
6	16.344	17.753	14.513	48.610	119
7	16.322	17.754	14.509	48.585	120
8	16.374	17.682	14.475	48.531	120
9	16.378	17.738	14.473	48.589	120
10	16.374	17.762	14.534	48.670	119
11	16.387	17.794	14.571	48.752	119
12	16.384	17.709	14.571	48.664	120

Laps	Sector 1	Sector 2	Sector 3	Lap Time	Spd
No.255 HILTBRAND PEDRO					
1	17.514	18.412	14.715	50.641	120
2	16.514	17.851	14.520	48.885	122
3	16.445	18.207	14.514	49.166	121
4	16.448	18.676	14.490	49.614	120
5	16.404	17.755	14.477	48.636	119
6	16.374	17.824	14.495	48.693	119
7	16.404	17.825	14.525	48.754	120
8	16.376	17.790	14.509	48.675	120
9	16.402	17.813	14.537	48.752	120
10	16.404	17.810	14.536	48.750	119
11	16.426	17.808	14.586	48.820	119
12	16.415	17.880	14.576	48.871	119

Laps	Sector 1	Sector 2	Sector 3	Lap Time	Spd
No.259 SIKSNELIS KAJUS					
1	18.111	19.149	14.900	52.160	121
2	16.559	18.505	14.935	49.999	122
3	16.594	18.024	14.624	49.242	121
4	16.452	18.021	14.595	49.068	121
5	16.489	18.458	14.655	49.602	121
6	16.444	18.093	14.759	49.296	121
7	16.436	18.048	14.676	49.160	121
8	16.499	18.051	14.683	49.233	121
9	16.459	18.068	14.692	49.219	120
10	16.500	18.025	14.728	49.253	121
11	16.446	18.950	15.167	50.563	122
12	16.682	18.140	14.719	49.541	121





















Laps	Sector 1	Sector 2	Sector 3	Lap Time	Spd
No.265 DE HAAN ROBERT					
1	18.073	18.956	14.961	51.990	120
2	16.522	18.565	14.892	49.979	120
3	16.461	17.991	14.639	49.091	120
4	16.463	17.959	14.620	49.042	120
5	16.715	18.255	14.734	49.704	120
6	16.459	17.963	14.615	49.037	120
7	16.424	17.932	14.589	48.945	120
8	16.527	17.973	14.678	49.178	120
9	16.471	17.965	14.636	49.072	120
10	16.846	18.202	14.741	49.789	120
11	16.476	18.087	14.705	49.268	120
12	16.514	18.500	14.962	49.976	122

Laps	Sector 1	Sector 2	Sector 3	Lap Time	Spd
No.282 GRACIA RICARDO					
1	18.201	19.459	14.856	52.516	120
2	16.826	19.329	16.192	52.347	117
3	16.658	18.123	14.647	49.428	118
4	16.583	18.015	14.697	49.295	120

Laps	Sector 1	Sector 2	Sector 3	Lap Time	Spd
5	16.619	18.124	14.696	49.439	119
6	16.608	18.081	14.775	49.464	118
7	16.561	18.174	14.738	49.473	119
8	16.573	18.086	14.676	49.335	119
9	16.687	18.139	14.753	49.579	119
10	16.759	18.179	14.823	49.761	117
11	16.754	18.372	14.843	49.969	117
12	16.858	18.356	14.915	50.129	118

Laps	Sector 1	Sector 2	Sector 3	Lap Time	Spd
No.297 STADSBADER GILLES					
1	18.352	19.248	14.862	52.462	120
2	16.563	18.414	15.497	50.474	111
3	17.122	18.023	14.980	50.125	121
4	17.482	18.290	14.887	50.659	118
5	16.509	18.093	14.652	49.254	119
6	16.436	17.920	14.691	49.047	118
7	16.507	18.029	14.729	49.265	118
8	16.524	18.048	14.810	49.382	117
9	16.561	18.031	14.750	49.342	119
10	16.520	17.985	14.712	49.217	118
11	16.599	18.107	14.796	49.502	117
12	16.568	18.088	14.835	49.491	118



259	SIKSNELIS KAJUS EXPRIT / VORTEX / BRIDG		10	282	GRACIA RICARDO PRAGA / TM RACING / BRIDG	
214	ROUSSEAU RICCI FLORIAN KR / IAME / BRIDG		9	233	RESSICO D ALOISIO LORENZO KR / IAME / BRIDG	
239	RAVENSCROFT CLAYTON BIREL ART / TM RACING / BRIDG		8	297	STADSBADER GILLES EXPRIT / TM / BRIDG	
205	THOMPSON HARRY KR / IAME / BRIDG		7	265	DE HAAN ROBERT ENERGY CORSE / TM RACING / BRIDG	
249	DEGNBOL NOAH TONY KART / VORTEX / BRIDG		6	252	SIVERHOLM WILLIAM TONY KART / VORTEX / BRIDG	
255	HILTBRAND PEDRO TONY KART / VORTEX / BRIDG		5	228	VAN T HOFF DILANO EXPRIT / TM RACING / BRIDG	
220	MORGATTO ALVARENGA MATHEUS PAROLIN / TM RACING / BRIDG		4	207	PATRESE LORENZO KR / IAME / BRIDG	
201	REVESZ LEVENTE KR / IAME / BRIDG		3	211	ANDREASSON NORTON TONY KART / VORTEX / BRIDG	
206	BARNARD TAYLOR KR / IAME / BRIDG		2	229	CAMARA RAFA EXPRIT / TM RACING / BRIDG	
210	BEDRIN NIKITA TONY KART / VORTEX / BRIDG		1	253	TURNEY JOE TONY KART / VORTEX / BRIDG	

POLE POSITION





OK

Eliminatory HEAT B-D Rnd 3 Results

Document 20.1 OFFICIAL

Rnk	No.	Entrant	Nat	Driver	Nat	Equipment	Laps	Time	Gap	Interv.	Best lap	Spd	Penalty	Points
1	203	KR MOTORSPORT	ITA	ANTONELLI ANDREA KIMI	ITA	KR / IAME / BRIDG	12	9:46.025			48.639	120.6		0
2	258	KOSMIC RACING DEPARTME	ITA	COLUCCIO LUIGI	ITA	KOSMIC / VORTEX / BRIDG	12	9:51.552	5.527	5.527	48.952	118.4		2
3	262	LECLERC BY LENNOX RACIN	GBR	GRAY OLIVER	GBR	BIREL ART / TM RACING / B	12	9:53.346	7.321	1.794	49.121	119.5		3
4	254	TONY KART RACING TEAM	ITA	TRAVISANUTTO LORENZO	ITA	TONY KART / VORTEX / BRI	12	9:53.953	7.928	0.607	48.976	121.6		4
5	227	RICKY FLYNN MOTORSPORT	GBR	TEN BRINKE THOMAS	NLD	KOSMIC / VORTEX / BRIDG	12	9:54.072	8.047	0.119	48.932	121.1		5
6	260	EXPRIT RACING TEAM	ITA	WURZ CHARLIE	AUT	EXPRIT / VORTEX / BRIDG	12	9:54.482	8.457	0.410	49.024	120.0		6
7	209	WARD RACING	SWE	LOVINFOSSE LOLA	FRA	TONY KART / VORTEX / BRI	12	9:56.101	10.076	1.619	48.953	120.2		7
8	204	KR MOTORSPORT	ITA	MARTI SOBREPORA JOSEP	ESP	KR / IAME / BRIDG	12	9:56.809	10.784	0.708	49.115	119.7		8
9	257	KOSMIC RACING DEPARTME	ITA	MALJA VILLE	SWE	KOSMIC / VORTEX / BRIDG	12	9:57.169	11.144	0.360	49.103	118.7		9
10	232	B.M. KARTING TEAM ASD	ITA	CUMAN NICOLO'	ITA	PAROLIN / IAME / BRIDG	12	9:58.663	12.638	1.494	48.956	118.6		10
11	298	FORZA RACING	GBR	LEISTRA LUCA	BEL	EXPRIT / TM / BRIDG	12	9:59.900	13.875	1.237	49.278	119.8		11
12	208	ROSBERG RACING ACADEM	DEU	VAN HOEPEN LAURENS	NLD	KR / IAME / BRIDG	12	10:00.596	14.571	0.696	49.324	120.6		12
13	219	KSM OFFICAL RACING TEAM	DEU	BERGMEISTER JAKOB	DEU	TONY KART / VORTEX / BRI	12	10:00.733	14.708	0.137	49.088	121.3		13
14	231	RICKY FLYNN MOTORSPORT	GBR	GRAVLUND SEBASTIAN	DNK	KOSMIC / VORTEX / BRIDG	12	10:01.394	15.369	0.661	49.476	118.4		14
15	271	KR MOTORSPORT	ITA	TRULLI ENZO	ITA	KR / IAME / BRIDG	12	9:56.947	15.922	0.553	49.114	119.8	+5.000	15
16	237	WARD RACING	SWE	JANSSON CASPER	SWE	TONY KART / VORTEX / BRI	12	10:02.103	16.078	0.156	49.345	119.1		16
17	222	PAROLIN RACING KART	ITA	WHARTON JAMES	AUS	PAROLIN / TM RACING / BRI	7	5:45.426	5 Laps	5 Laps	48.974	122.3		17
18	250	ELTO RACING	ITA	TORREGGIANI MATHIAS	ITA	TONY KART / TM RACING / I	7	5:56.249	5 Laps	10.823	49.885	117.2		18
19	212	MASSETANI GILBERTO	ITA	MASSETANI MATTEO	ITA	CRG / TM RACING / BRIDG	2	1:45.691	10 Laps	5 Laps	51.569	120.8		19
20	261	LECLERC BY LENNOX RACIN	GBR	DAY JAMIE	ARE	BIREL ART / TM RACING / B	0	0.704	12 Laps	2 Laps				20

No.271 TRULLI ENZO : Time penalty of 5 s for incorrectly installed front fairing or incorrect position of front fairing. According to Stewards' Decision No.22.

Leaders : No.203 ANTONELLI ANDREA KIMI (1-12)

Start Time : 01/07 - 14:42:35 / Flag Time : 14:52:21 / End Time : 14:52:37

Best lap : No.203 ANTONELLI ANDREA KIMI 48.639 96.37 kph

Weather : Sunny Air : 33°C Track : Dry

Event Record : No.210 BEDRIN NIKITA 47.783 98.09 kph



DOCUMENT N° 22

DECISIONE DEI COMMISSARI SPORTIVI STEWARDS' DECISION

PENALITA INFLITTA AL CONCORRENTE (NOME): **KR MOTORSPORT**
PENALTY INFLICTED UPON THE ENTRANT (NAME):

NAZIONALITA / NATIONALITY: **ITA**

No.: **271** PILOTA : **TRULLI ENZO**
No.: DRIVER :

Parte dell'evento: **OK - Eliminary HEAT B-D Rnd 3**
Concerns the part of the event:

DECISIONE / STATEMENT

5 s time penalty in the session mentioned above.

MOTIVAZIONE / REASON:

The front fairing of kart mentioned above was not in the correct position (according to technical drawing no. 2d) when the chequered flag was waved and the kart concerned crossed the finish line.
The Stewards impose this penalty after receiving of the relevant report of Judge of Facts and in application of the Art 2.3.3 General Prescriptions CIK-FIA 2020 and the relevant Bulletins.
and in application of the bulletins c of the rpg of the WSK.

Decisione annunciata
Decision announced

Data / Date: **01/07/2020**

Ora / Time: **15:22**

Nome / Name

Firma / Signature

Presidente del Collegio / Chairman of the Panel:

Di Bari Oronzo (ITA)



Membri del Collegio / Members of the Panel:

Chillon Angela (ITA)

Legrottaglie Sante (ITA)

NOTIFICAZIONE AL CONCORRENTE / NOTIFICATION TO THE RELEVANT ENTRANT

Io sottoscritto:
I undersigned: Nome Cognome / personal name

Rappresentante del Concorrente: **KR MOTORSPORT**
Representing the Entrant: Nome del Concorrente / Entrant's name

Certifico che sono stato informato del documento No. **22** dai Commissari Sportivi dell'Evento.
Certify that I have been notified of document No. by the Stewards of the Meeting.

Data / Date: Ora / Time: Firma / Signature:



OK

Eliminatory HEAT B-D Rnd 3 Lap Chart

For information purposes. No official / regulatory value

	1	2	3	4	5	6	7	8	9	10	11	12	13	14	15	16	17	18	19	20
Grid	203	232	258	261	262	222	260	271	254	227	298	204	257	209	231	212	219	208	237	250
Start	203	258	232	262	261	260	222	254	271	227	298	204	209	257	231	212	219	208	237	250
Lap 1 <small>Interval</small>	203	258 0.5	262 0.3	222 0.5	254 0.4	260 0.6	227 0.2	271 0.2	204 0.1	209 0.2	298 0.2	257 0.1	231 0.2	219 0.2	208 0.0	212 0.1	237 0.2	250 0.2	232 0.2	
Lap 2	203	258 0.7	262 0.3	222 0.2	254 0.8	227 0.5	271 0.7	260 0.2	209 0.0	204 0.3	298 0.1	231 0.4	257 0.1	208 0.2	237 0.4	250 0.9	232 0.1	219 0.1	212 0.4	237 0.1
Lap 3	203	258 1.0	222 0.4	262 0.3	254 0.5	227 0.3	271 0.9	209 0.3	260 0.6	204 0.7	257 0.6	231 0.2	298 0.2	237 0.1	208 0.0	232 0.8	250 0.3	219 0.1	212 0.1	237 0.1
Lap 4	203	258 1.3	222 0.4	262 0.5	254 0.4	227 0.4	209 1.0	271 0.7	260 0.2	204 0.7	257 0.7	231 0.4	298 0.6	208 0.2	237 0.1	232 0.3	250 1.1	219 0.1	212 0.1	237 0.1
Lap 5	203	258 1.6	222 0.4	262 0.6	254 0.2	227 0.3	209 1.1	260 1.1	271 0.2	204 0.4	257 0.7	231 0.8	298 0.3	208 0.3	232 0.3	237 0.2	219 1.3	250 0.8	212 0.1	237 0.1
Lap 6	203	258 1.9	222 0.7	262 0.5	254 0.2	227 0.3	209 1.0	260 1.3	271 0.4	204 0.2	257 0.6	231 1.1	298 0.2	232 0.5	208 0.2	219 1.6	237 0.2	250 0.8	212 0.1	237 0.1
Lap 7	203	258 2.1	222 0.9	262 0.5	254 0.2	227 0.2	209 1.1	260 1.1	271 0.5	204 0.2	257 0.8	298 1.8	231 0.1	232 0.0	208 0.2	219 1.5	237 0.4	250 1.6	212 0.1	237 0.1
Lap 8	203	258 2.6	262 1.8	254 0.1	227 0.1	209 1.2	260 0.8	271 0.7	204 0.3	257 0.8	298 1.9	232 0.3	208 0.4	231 0.1	219 0.6	237 0.8	250 0.8	212 0.1	237 0.1	237 0.1
Lap 9	203	258 3.0	262 2.0	254 0.3	227 0.2	209 0.9	260 0.5	271 1.1	204 0.1	257 0.8	298 2.4	232 0.1	208 0.2	231 0.4	219 0.1	237 1.1	250 0.8	212 0.1	237 0.1	237 0.1
Lap 10	203	258 3.6	262 1.9	254 0.2	227 0.3	209 1.2	260 0.0	271 1.2	204 0.2	257 0.8	298 2.1	232 0.6	208 0.4	231 0.4	219 0.2	237 0.8	250 0.8	212 0.1	237 0.1	237 0.1
Lap 11	203	258 4.2	262 1.8	254 0.2	227 0.4	209 1.4	260 0.6	271 0.4	204 0.2	257 0.8	298 1.7	232 1.0	208 0.6	231 0.1	219 0.5	237 0.7	250 0.7	212 0.1	237 0.1	237 0.1
Lap 12	203	258 5.5	262 1.7	254 0.6	227 0.1	209 0.4	260 1.6	271 0.7	204 0.1	257 0.2	298 1.4	232 1.2	208 0.6	231 0.1	219 0.6	237 0.7	250 0.7	212 0.1	237 0.1	237 0.1



OK

Eliminatory HEAT B-D Rnd 3 Analysis

For information purposes. No official / regulatory value

Laps	Sector 1	Sector 2	Sector 3	Lap Time	Spd	Laps	Sector 1	Sector 2	Sector 3	Lap Time	Spd	Laps	Sector 1	Sector 2	Sector 3	Lap Time	Spd
No.203 ANTONELLI ANDREA KIMI						No.219 BERGMEISTER JAKOB						No.237 JANSSON CASPER					
1	16.509	17.882	14.518	48.909	120	1	17.925	19.479	15.026	52.430	119	10	16.479	17.838	14.639	48.956	118
2	16.502	17.991	14.533	49.026	120	2	17.067	19.509	14.826	51.402	122	11	16.470	17.896	14.640	49.006	118
3	16.448	17.872	14.536	48.856	120	3	16.878	18.395	15.146	50.419	119	12	16.525	17.977	14.725	49.227	119
4	16.380	17.905	14.524	48.809	120	4	16.709	18.718	14.742	50.169	120	No.250 TORREGGIANI MATHIAS					
5	16.375	17.833	14.480	48.688	120	5	16.614	18.358	14.579	49.551	120	1	18.159	19.557	15.020	52.736	119
6	16.368	17.781	14.565	48.714	120	6	16.505	18.342	14.753	49.600	120	2	16.695	18.379	14.596	49.670	119
7	16.421	17.811	14.556	48.788	120	7	16.515	18.021	14.635	49.171	120	3	16.609	18.610	14.945	50.164	120
8	16.347	17.759	14.533	48.639	120	8	16.495	17.944	14.649	49.088	121	4	16.812	18.538	14.722	50.072	120
9	16.358	17.852	14.565	48.775	120	9	16.576	17.971	14.701	49.248	121	5	16.648	18.362	14.787	49.797	119
10	16.384	17.836	14.526	48.746	120	10	16.611	18.107	14.721	49.439	120	6	16.694	19.621	14.903	51.218	118
11	16.400	17.825	14.513	48.738	120	11	16.616	18.011	14.650	49.277	121	7	16.560	18.067	14.718	49.345	119
12	16.360	17.827	14.610	48.797	120	12	16.665	18.073	14.752	49.490	122	8	16.697	18.094	14.725	49.516	119
No.204 MARTI SOBREPORA JOSEP MARIA						No.222 WHARTON JAMES						No.254 TRAVISANUTTO LORENZO					
1	17.714	18.816	14.981	51.511	120	1	17.198	18.208	14.676	50.082	120	1	17.408	18.498	14.659	50.565	121
2	16.939	18.203	14.769	49.911	120	2	16.459	17.997	14.518	48.974	122	2	16.524	18.102	14.687	49.313	120
3	16.652	19.037	14.636	50.325	119	3	16.488	17.955	14.566	49.009	121	3	16.495	17.993	14.617	49.105	121
4	16.489	18.017	14.609	49.115	119	4	16.460	18.007	14.606	49.073	120	4	16.474	17.941	14.661	49.076	121
5	16.512	18.050	14.587	49.149	120	5	16.447	17.962	14.621	49.030	120	5	16.422	17.898	14.656	48.976	121
6	16.472	18.096	14.624	49.192	120	6	16.501	18.080	14.653	49.234	120	6	16.511	18.065	14.604	49.180	121
7	16.500	18.055	14.658	49.213	119	7	16.545	18.031	14.680	49.256	120	7	16.485	18.016	14.677	49.178	121
8	16.563	18.105	14.622	49.290	120	No.227 TEN BRINKE THOMAS						8	16.471	18.023	14.911	49.405	121
9	16.565	18.134	14.636	49.335	120	1	17.571	18.957	14.760	51.288	120	9	16.782	18.085	14.711	49.578	121
10	16.567	18.108	14.639	49.314	120	2	16.474	17.923	14.565	48.962	120	10	16.517	18.043	14.647	49.207	121
11	16.551	18.111	14.669	49.331	120	3	16.406	17.976	14.576	48.958	120	11	16.505	18.035	14.640	49.180	121
12	16.567	18.459	14.960	49.986	120	4	16.474	17.963	14.685	49.122	120	12	16.501	18.983	14.928	50.412	120
No.208 VAN HOEPEN LAURENS						No.231 GRAVLUND SEBASTIAN						No.257 MALJA VILLE					
1	18.099	19.381	15.007	52.487	121	1	17.827	19.554	14.866	52.247	120	1	17.977	19.258	14.876	52.111	121
2	16.770	18.101	14.767	49.638	120	2	16.658	18.242	14.709	49.609	119	2	16.921	18.410	14.594	49.925	120
3	16.597	18.918	15.189	50.704	121	3	16.492	19.191	14.915	50.598	119	3	16.552	18.865	14.773	50.190	119
4	16.725	18.415	14.719	49.859	120	4	16.514	18.190	14.791	49.495	118	4	16.543	18.075	14.681	49.299	119
5	16.520	18.073	14.746	49.339	120	5	16.564	18.132	14.811	49.507	118	5	16.532	17.947	14.624	49.103	118
6	16.580	18.334	14.943	49.857	120	6	16.594	18.114	14.768	49.476	118	6	16.547	17.981	14.735	49.263	118
7	16.554	18.052	14.718	49.324	120	7	16.689	18.218	15.186	50.093	119	7	16.551	18.001	14.655	49.207	119
8	16.613	18.338	14.844	49.795	120	8	16.700	18.440	15.157	50.297	120	8	16.532	18.015	14.763	49.310	119
9	16.619	18.055	14.697	49.371	120	9	16.652	18.198	14.828	49.678	119	9	16.632	18.093	14.655	49.380	119
10	16.616	18.252	14.782	49.650	119	10	16.641	18.143	15.075	49.859	120	10	16.541	18.031	14.664	49.236	119
11	16.626	18.140	14.835	49.601	119	11	16.653	18.134	14.838	49.625	119	11	16.541	18.023	14.841	49.405	118
12	16.641	18.075	14.787	49.503	120	12	16.649	18.117	14.807	49.573	119	12	16.609	18.007	14.852	49.468	120
No.209 LOVINFOSSE LOLA						No.232 CUMAN NICOLO'						No.258 COLUCCIO LUIGI					
1	17.747	18.894	15.003	51.644	121	1	19.428	19.644	15.186	54.258	119	1	16.781	18.027	14.567	49.375	119
2	16.534	18.206	14.611	49.351	122	2	16.739	18.656	14.843	50.238	119	2	16.652	18.046	14.561	49.259	119
3	16.678	17.945	14.520	49.143	120	3	16.880	18.330	14.824	50.034	118	3	16.575	17.958	14.607	49.140	118
4	16.473	17.857	14.623	48.953	120	4	16.437	18.136	14.822	49.395	120	4	16.554	17.973	14.603	49.130	118
5	16.421	17.928	14.649	48.998	119	5	16.463	18.059	14.717	49.239	119	5	16.518	17.855	14.631	49.004	118
6	16.468	17.911	14.611	48.990	119	6	16.435	18.059	14.782	49.276	119	6	16.468	17.878	14.606	48.952	118
7	16.485	18.002	14.724	49.211	118	7	16.413	17.989	14.932	49.334	120						
8	16.473	18.120	14.771	49.364	120	8	16.751	18.118	14.725	49.594	120						
9	16.606	18.088	14.743	49.437	119	9	16.538	18.205	14.714	49.457	118						
10	16.589	18.201	14.819	49.609	119												
11	16.585	18.706	14.874	50.165	119												
12	16.659	18.347	14.976	49.982	119												
No.212 MASSETANI MATTEO																	
1	18.298	19.489	14.950	52.737	122												
2	17.874	18.725	14.970	51.569	120												



OK

Eliminatory HEAT B-D Rnd 3 Analysis

For information purposes. No official / regulatory value

Laps	Sector 1	Sector 2	Sector 3	Lap Time	Spd
7	16.481	17.897	14.633	49.011	118
8	16.506	17.965	14.649	49.120	118
9	16.448	17.971	14.761	49.180	118
10	16.682	18.016	14.696	49.394	118
11	16.518	17.967	14.859	49.344	118
12	16.740	18.148	15.156	50.044	117

Laps	Sector 1	Sector 2	Sector 3	Lap Time	Spd
12	16.651	18.053	14.707	49.411	118

No.260 WURZ CHARLIE

1	17.305	19.185	14.749	51.239	119
2	17.000	18.026	15.186	50.212	120
3	16.987	18.334	14.597	49.918	118
4	16.588	17.904	14.712	49.204	119
5	16.568	17.932	14.717	49.217	118
6	16.629	17.942	14.599	49.170	118
7	16.573	17.884	14.580	49.037	118
8	16.554	17.905	14.597	49.056	119
9	16.610	17.896	14.592	49.098	118
10	16.560	17.880	14.724	49.164	121
11	16.615	18.129	14.677	49.421	118
12	16.577	17.891	14.556	49.024	120

No.262 GRAY OLIVER

1	16.881	18.175	14.588	49.644	119
2	16.535	18.138	14.614	49.287	120
3	16.808	18.164	14.651	49.623	119
4	16.549	18.067	14.596	49.212	120
5	16.490	17.988	14.643	49.121	119
6	16.524	17.987	14.650	49.161	119
7	16.491	18.034	14.722	49.247	119
8	16.501	17.997	15.018	49.516	120
9	16.585	17.979	14.742	49.306	119
10	16.567	18.059	14.682	49.308	119
11	16.534	18.030	14.670	49.234	119
12	16.562	18.623	14.838	50.023	119

No.271 TRULLI ENZO

1	17.891	18.848	14.920	51.659	120
2	16.638	18.093	14.742	49.473	120
3	16.445	17.990	14.679	49.114	119
4	17.112	18.266	14.618	49.996	120
5	16.530	18.075	15.035	49.640	120
6	16.579	18.117	14.676	49.372	120
7	16.484	18.072	14.638	49.194	120
8	16.523	18.068	14.667	49.258	120
9	16.673	18.041	14.728	49.442	120
10	16.563	18.073	14.659	49.295	120
11	16.593	18.047	14.682	49.322	120
12	16.628	18.596	15.127	50.351	121

No.298 LEISTRA LUCA

1	17.881	19.241	15.076	52.198	119
2	16.764	18.073	14.707	49.544	120
3	16.553	19.696	15.022	51.271	119
4	16.835	18.440	14.620	49.895	118
5	16.601	18.076	14.601	49.278	119
6	16.582	18.097	14.676	49.355	120
7	16.613	18.166	14.859	49.638	118
8	16.654	18.119	14.683	49.456	119
9	16.808	18.455	14.711	49.974	120
10	16.681	18.092	14.687	49.460	118
11	16.662	18.071	14.695	49.428	118





















OK

Eliminatory HEAT B-D Rnd 3

Starting Grid

Document 12

237	JANSSON CASPER TONY KART / VORTEX / BRIDG		10	250	TORREGGIANI MATHIAS TONY KART / TM RACING / BRIDG	
219	BERGMEISTER JAKOB TONY KART / VORTEX / BRIDG		9	208	VAN HOEPEN LAURENS KR / IAME / BRIDG	
231	GRAVLUND SEBASTIAN KOSMIC / VORTEX / BRIDG		8	212	MASSETANI MATTEO CRG / TM RACING / BRIDG	
257	MALJA VILLE KOSMIC / VORTEX / BRIDG		7	209	LOVINFOSSE LOLA TONY KART / VORTEX / BRIDG	
298	LEISTRA LUCA EXPRIT / TM / BRIDG		6	204	MARTI SOBREPORA JOSEP MARIA KR / IAME / BRIDG	
254	TRAVISANUTTO LORENZO TONY KART / VORTEX / BRIDG		5	227	TEN BRINKE THOMAS KOSMIC / VORTEX / BRIDG	
260	WURZ CHARLIE EXPRIT / VORTEX / BRIDG		4	271	TRULLI ENZO KR / IAME / BRIDG	
262	GRAY OLIVER BIREL ART / TM RACING / BRIDG		3	222	WHARTON JAMES PAROLIN / TM RACING / BRIDG	
258	COLUCCIO LUIGI KOSMIC / VORTEX / BRIDG		2	261	DAY JAMIE BIREL ART / TM RACING / BRIDG	
203	ANTONELLI ANDREA KIMI KR / IAME / BRIDG		1	232	CUMAN NICOLO' PAROLIN / IAME / BRIDG	

POLE POSITION





OK

Eliminatory HEAT A-D Rnd 3 Results

Document 21.1 OFFICIAL

Rnk	No.	Entrant	Nat	Driver	Nat	Equipment	Laps	Time	Gap	Interv.	Best lap	Spd	Penalty	Points
1	210	WARD RACING	SWE	BEDRIN NIKITA	RUS	TONY KART / VORTEX / BRI	12	9:46.539			48.473	119.5		0
2	206	ROSBERG RACING ACADEMY	DEU	BARNARD TAYLOR	GBR	KR / IAME / BRIDG	12	9:47.715	1.176	1.176	48.661	120.2		2
3	232	B.M. KARTING TEAM ASD	ITA	CUMAN NICOLO'	ITA	PAROLIN / IAME / BRIDG	12	9:48.374	1.835	0.659	48.709	119.1		3
4	255	TONY KART RACING TEAM	ITA	HILTBRAND PEDRO	ESP	TONY KART / VORTEX / BRI	12	9:48.697	2.158	0.323	48.662	120.3		4
5	201	KR MOTORSPORT	ITA	REVESZ LEVENTE	HUN	KR / IAME / BRIDG	12	9:50.576	4.037	1.879	48.712	120.0		5
6	220	PAROLIN RACING KART	ITA	MORGATTO ALVARENGA M	BRA	PAROLIN / TM RACING / BR	12	9:50.737	4.198	0.161	48.786	118.7		6
7	239	BIREL ART RACING	ITA	RAVENS CROFT CLAYTON	GBR	BIREL ART / TM RACING / B	12	9:51.305	4.766	0.568	48.848	119.4		7
8	205	KR MOTORSPORT	ITA	THOMPSON HARRY	GBR	KR / IAME / BRIDG	12	9:53.730	7.191	2.425	48.867	120.6		8
9	214	VDK RACING	GBR	ROUSSEAU RICCI FLORIAN	GER	KR / IAME / BRIDG	12	9:54.170	7.631	0.440	49.032	120.3		9
10	222	PAROLIN RACING KART	ITA	WHARTON JAMES	AUS	PAROLIN / TM RACING / BR	12	9:54.376	7.837	0.206	49.044	119.1		10
11	208	ROSBERG RACING ACADEMY	DEU	VAN HOEPEN LAURENS	NLD	KR / IAME / BRIDG	12	9:56.615	10.076	2.239	49.000	118.7		11
12	204	KR MOTORSPORT	ITA	MARTI SOBREPERA JOSEP	ESP	KR / IAME / BRIDG	12	9:57.652	11.113	1.037	48.987	119.2		12
13	227	RICKY FLYNN MOTORSPORT	GBR	TEN BRINKE THOMAS	NLD	KOSMIC / VORTEX / BRIDG	12	9:58.326	11.787	0.674	48.881	119.4		13
14	259	EXPRIT RACING TEAM	ITA	SIKSNELIS KAJUS	LTU	EXPRIT / VORTEX / BRIDG	12	10:00.620	14.081	2.294	49.083	122.4		14
15	209	WARD RACING	SWE	LOVINFOSSE LOLA	GER	TONY KART / VORTEX / BRI	12	10:01.889	15.350	1.269	49.276	120.6		15
16	261	LECLERC BY LENNOX RACING	GBR	DAY JAMIE	ARE	BIREL ART / TM RACING / B	12	9:58.773	17.234	1.884	48.934	120.0	+5.000	16
17	212	MASSETANI GILBERTO	ITA	MASSETANI MATTEO	ITA	CRG / TM RACING / BRIDG	12	10:04.083	17.544	0.310	49.135	121.0		17
18	250	ELTO RACING	ITA	TORREGGIANI MATHIAS	ITA	TONY KART / TM RACING / I	12	10:04.409	17.870	0.326	49.520	117.2		18
19	271	KR MOTORSPORT	ITA	TRULLI ENZO	ITA	KR / IAME / BRIDG	1	1:05.163	11 Laps	11 Laps	1:04.231	116.4		19
20	249	WARD RACING	SWE	DEGNBOL NOAH	DNK	TONY KART / VORTEX / BRI	1	1:20.901	11 Laps	15.738	1:19.784	112.1		20

No.261 DAY JAMIE : Time penalty of 5 s for incorrectly installed front fairing or incorrect position of front fairing. According to Stewards' Decision No.28.

Leaders : No.210 BEDRIN NIKITA (1-12)

Start Time : 01/07 - 16:42:10 / Flag Time : 16:51:57 / End Time : 16:52:14

Best lap : No.210 BEDRIN NIKITA 48.473 96.70 kph

Weather : Slightly cloudy Air : 30°C Track : Dry

Event Record : No.210 BEDRIN NIKITA 47.783 98.09 kph

No.271 00:43



DOCUMENT N° 28

DECISIONE DEI COMMISSARI SPORTIVI STEWARDS' DECISION

PENALITA INFLITTA AL CONCORRENTE (NOME): **LECLERC BY LENNOX RACING**
PENALTY INFLICTED UPON THE ENTRANT (NAME):

NAZIONALITA / NATIONALITY: **GBR**

No.: **261** PILOTA : **DAY JAMIE**
No.: DRIVER :

Parte dell'evento: **OK - Eliminary HEAT A-D Rnd 3**
Concerns the part of the event:

DECISIONE / STATEMENT

5 s time penalty in the session mentioned above.

MOTIVAZIONE / REASON:

The front fairing of kart mentioned above was not in the correct position (according to technical drawing no. 2d) when the chequered flag was waved and the kart concerned crossed the finish line.
The Stewards impose this penalty after receiving of the relevant report of Judge of Facts and in application of the Art 2.3.3 General Prescriptions CIK-FIA 2020 and the relevant Bulletins.
and in application of the bulletins c of the rpg of the WSK.

Decisione annunciata
Decision announced

Data / Date: **01/07/2020**

Ora / Time: **17:01**

Nome / Name

Firma / Signature

Presidente del Collegio / Chairman of the Panel:

Di Bari Oronzo (ITA)



Membri del Collegio / Members of the Panel:

Chillon Angela (ITA)

Legrottaglie Sante (ITA)

NOTIFICAZIONE AL CONCORRENTE / NOTIFICATION TO THE RELEVANT ENTRANT

Io sottoscritto:
I undersigned: Nome Cognome / personal name

Rappresentante del Concorrente: **LECLERC BY LENNOX RACING**
Representing the Entrant: Nome del Concorrente / Entrant's name

Certifico che sono stato informato del documento No. **28** dai Commissari Sportivi dell'Evento.
Certify that I have been notified of document No. by the Stewards of the Meeting.

Data / Date: Ora / Time: Firma / Signature:



OK

Eliminatory HEAT A-D Rnd 3 Lap Chart

For information purposes. No official / regulatory value

	1	2	3	4	5	6	7	8	9	10	11	12	13	14	15	16	17	18	19	20
Grid	210	232	206	261	201	222	220	271	255	227	249	204	205	209	239	212	214	208	259	250
Start	232	210	261	206	222	201	271	220	227	255	204	249	205	209	239	214	212	208	259	250
Lap 1 <small>Interval</small>	210	206 0.2	201 0.2	232 0.3	220 0.4	255 0.1	222 0.1	239 0.6	214 0.4	205 1.1	250 0.2	259 0.2	204 0.1	208 0.6	261 0.1	212 0.1	227 2.3	209 0.2	271 6.9	249 15.7
Lap 2	210	206 0.3	201 0.2	232 0.3	220 0.3	255 0.0	222 0.3	239 0.4	214 0.6	205 0.9	250 2.2	259 0.2	208 0.1	204 0.1	261 0.1	212 0.1	227 0.8	209 0.7		
Lap 3	210	206 0.4	232 0.6	201 0.1	255 0.4	220 0.1	222 0.0	239 0.4	214 0.6	205 0.8	208 3.0	204 0.7	259 0.0	261 0.1	250 0.3	227 0.0	212 0.3	209 0.5		
Lap 4	210	206 0.5	232 0.6	201 0.3	255 0.2	220 0.2	222 0.3	239 0.2	214 0.8	205 0.6	208 3.1	204 0.8	261 0.3	227 0.2	212 0.6	259 0.1	209 0.4	250 0.3		
Lap 5	210	206 0.6	232 0.6	255 0.7	201 0.0	220 0.1	239 0.6	222 0.3	214 0.4	205 0.6	208 3.2	204 0.7	227 0.8	261 0.1	212 0.3	259 0.3	209 0.4	250 0.7		
Lap 6	210	206 0.7	232 0.7	255 0.6	220 0.5	201 0.2	239 0.3	222 0.6	214 0.2	205 0.4	208 3.4	204 0.7	227 0.7	261 0.4	212 0.4	259 0.1	209 0.6	250 1.2		
Lap 7	210	206 1.0	232 0.7	255 0.6	220 0.7	201 0.3	239 0.2	222 0.8	214 0.2	205 0.2	208 3.5	204 0.7	227 0.7	261 0.4	259 1.2	212 0.1	209 0.1	250 1.5		
Lap 8	210	206 1.1	232 0.6	255 0.6	220 0.8	201 0.2	239 0.4	222 0.9	214 0.3	205 0.1	208 3.5	204 0.7	227 0.7	261 0.4	259 1.4	209 0.6	212 0.3	250 1.3		
Lap 9	210	206 1.3	232 0.5	255 0.6	220 0.8	201 0.3	239 0.5	222 1.0	205 0.4	214 0.4	208 3.1	204 0.6	227 0.7	261 0.3	259 1.5	209 0.8	212 0.6	250 1.2		
Lap 10	210	206 1.2	232 0.7	255 0.5	220 1.1	201 0.3	239 0.5	205 2.0	214 0.5	222 0.3	208 2.4	204 0.6	227 0.8	261 0.4	259 1.6	209 0.9	212 1.1	250 1.1		
Lap 11	210	206 1.1	232 0.8	255 0.4	220 1.3	201 0.1	239 0.6	205 2.1	214 0.7	222 0.2	208 2.2	204 0.6	227 0.9	261 0.3	259 1.9	209 1.0	212 1.5	250 0.7		
Lap 12	210	206 1.1	232 0.6	255 0.3	201 1.8	220 0.1	239 0.5	205 2.4	214 0.4	222 0.2	208 2.2	204 1.0	227 0.6	261 0.4	259 1.8	209 1.2	212 2.1	250 0.3		



OK

Eliminatory HEAT A-D Rnd 3 Analysis

For information purposes. No official / regulatory value

Laps	Sector 1	Sector 2	Sector 3	Lap Time	Spd
No.239 RAVENSCROFT CLAYTON					
1	18.223	18.322	14.668	51.213	118
2	16.548	17.977	14.627	49.152	119
3	16.509	18.001	14.564	49.074	119
4	16.438	17.900	14.603	48.941	120
5	16.501	17.996	14.561	49.058	119
6	16.508	17.883	14.507	48.898	120
7	16.477	17.866	14.578	48.921	120
8	16.480	17.964	14.543	48.987	119
9	16.489	17.892	14.544	48.925	119
10	16.489	17.850	14.509	48.848	119
11	16.475	17.921	14.560	48.956	119
12	16.515	17.947	14.604	49.066	119

Laps	Sector 1	Sector 2	Sector 3	Lap Time	Spd
2	16.635	19.180	14.827	50.642	120
3	16.823	18.506	14.752	50.081	120
4	16.585	18.012	14.632	49.229	119
5	16.416	18.056	15.146	49.618	118
6	16.499	18.001	14.728	49.228	119
7	16.432	17.951	14.629	49.012	119
8	16.412	17.971	14.634	49.017	119
9	16.403	17.941	14.590	48.934	120
10	16.421	18.067	14.658	49.146	119
11	16.475	17.997	14.647	49.119	119
12	16.513	18.001	14.683	49.197	119

No.271 TRULLI ENZO					
1	29.631	19.725	14.875	1:04.231	116

No.249 DEGNBOL NOAH					
1	41.847	21.454	16.483	1:19.784	112

No.250 TORREGGIANI MATHIAS					
1	19.364	18.560	14.916	52.840	117
2	16.920	19.155	15.056	51.131	116
3	17.426	18.717	14.956	51.099	118
4	17.221	18.214	15.238	50.673	119
5	16.776	18.105	14.882	49.763	117
6	16.818	18.080	14.846	49.744	117
7	16.759	18.066	14.804	49.629	116
8	16.809	18.052	14.821	49.682	117
9	16.748	18.060	14.780	49.588	116
10	16.757	18.127	14.782	49.666	116
11	16.786	17.966	14.768	49.520	117
12	16.754	18.004	14.763	49.521	117

No.255 HILTBRAND PEDRO					
1	17.337	18.510	14.782	50.629	121
2	16.565	18.033	14.572	49.170	122
3	16.480	17.952	14.810	49.242	121
4	16.440	17.856	14.533	48.829	121
5	16.406	17.824	14.676	48.906	120
6	16.393	17.776	14.540	48.709	119
7	16.413	17.787	14.540	48.740	120
8	16.380	17.819	14.515	48.714	120
9	16.420	17.797	14.493	48.710	120
10	16.390	17.762	14.510	48.662	120
11	16.376	17.801	14.518	48.695	120
12	16.408	17.790	14.481	48.679	120

No.259 SIKSNELIS KAJUS					
1	19.597	18.759	14.829	53.185	120
2	16.832	19.381	14.876	51.089	120
3	16.922	18.391	15.092	50.405	122
4	16.808	18.512	15.042	50.362	122
5	16.672	18.038	14.648	49.358	121
6	16.417	18.060	14.606	49.083	122
7	16.578	18.140	14.906	49.624	120
8	16.476	18.061	14.687	49.224	120
9	16.475	18.026	14.615	49.116	120
10	16.444	18.075	14.655	49.174	120
11	16.477	18.217	14.712	49.406	119
12	16.493	18.011	14.632	49.136	120

No.261 DAY JAMIE					
1	20.374	19.147	15.239	54.760	119























OK

Eliminatory HEAT A-D Rnd 3

Starting Grid

Document 13

259	SIKSNELIS KAJUS EXPRIT / VORTEX / BRIDG		10	250	TORREGGIANI MATHIAS TONY KART / TM RACING / BRIDG	
214	ROUSSEAU RICCI FLORIAN KR / IAME / BRIDG		9	208	VAN HOEPEN LAURENS KR / IAME / BRIDG	
239	RAVENSCROFT CLAYTON BIREL ART / TM RACING / BRIDG		8	212	MASSETANI MATTEO CRG / TM RACING / BRIDG	
205	THOMPSON HARRY KR / IAME / BRIDG		7	209	LOVINFOSSE LOLA TONY KART / VORTEX / BRIDG	
249	DEGNBOL NOAH TONY KART / VORTEX / BRIDG		6	204	MARTI SOBPERA JOSEP MARIA KR / IAME / BRIDG	
255	HILTBRAND PEDRO TONY KART / VORTEX / BRIDG		5	227	TEN BRINKE THOMAS KOSMIC / VORTEX / BRIDG	
220	MORGATTO ALVARENGA MATHEUS PAROLIN / TM RACING / BRIDG		4	271	TRULLI ENZO KR / IAME / BRIDG	
201	REVESZ LEVENTE KR / IAME / BRIDG		3	222	WHARTON JAMES PAROLIN / TM RACING / BRIDG	
206	BARNARD TAYLOR KR / IAME / BRIDG		2	261	DAY JAMIE BIREL ART / TM RACING / BRIDG	
210	BEDRIN NIKITA TONY KART / VORTEX / BRIDG		1	232	CUMAN NICOLO' PAROLIN / IAME / BRIDG	

POLE POSITION





OK

Eliminatory HEAT B-C Rnd 3 Results

Document 22.1 OFFICIAL

Rnk	No.	Entrant	Nat	Driver	Nat	Equipment	Laps	Time	Gap	Interv.	Best lap	Spd	Penalty	Points
1	203	KR MOTORSPORT	ITA	ANTONELLI ANDREA KIMI	ITA	KR / IAME / BRIDG	12	9:43.973			48.426	120.0		0
2	253	TONY KART RACING TEAM	ITA	TURNEY JOE	GBR	TONY KART / VORTEX / BRI	12	9:44.732	0.759	0.759	48.476	120.2		2
3	229	FORZA RACING	GBR	CAMARA RAFA	BRA	EXPRIT / TM RACING / BRID	12	9:45.215	1.242	0.483	48.487	120.2		3
4	258	KOSMIC RACING DEPARTME	ITA	COLUCCIO LUIGI	ITA	KOSMIC / VORTEX / BRIDG	12	9:49.316	5.343	4.101	48.786	118.4		4
5	260	EXPRIT RACING TEAM	ITA	WURZ CHARLIE	AUT	EXPRIT / VORTEX / BRIDG	12	9:49.610	5.637	0.294	48.723	118.6		5
6	262	LECLERC BY LENNOX RACIN	GBR	GRAY OLIVER	GBR	BIREL ART / TM RACING / B	12	9:50.464	6.491	0.854	48.821	119.4		6
7	252	WARD RACING	SWE	SIVERHOLM WILLIAM	SWE	TONY KART / VORTEX / BRI	12	9:53.443	9.470	2.979	48.758	119.2		7
8	207	KR MOTORSPORT	ITA	PATRESE LORENZO	ITA	KR / IAME / BRIDG	12	9:53.559	9.586	0.116	48.884	119.4		8
9	254	TONY KART RACING TEAM	ITA	TRAVISANUTTO LORENZO	ITA	TONY KART / VORTEX / BRI	12	9:54.413	10.440	0.854	48.832	120.6		9
10	265	ENERGY CORSE SRL	ITA	DE HAAN ROBERT	NLD	ENERGY CORSE / TM RACI	12	9:55.704	11.731	1.291	49.010	120.3		10
11	298	FORZA RACING	GBR	LEISTRA LUCA	BEL	EXPRIT / TM / BRIDG	12	9:55.833	11.860	0.129	49.009	119.5		11
12	219	KSM OFFICAL RACING TEAM	DEU	BERGMEISTER JAKOB	DEU	TONY KART / VORTEX / BRI	12	9:56.699	12.726	0.866	48.821	120.8		12
13	228	FORZA RACING	GBR	VAN T HOFF DILANO	NLD	EXPRIT / TM RACING / BRID	12	9:53.334	14.361	1.635	48.883	119.7	+5.000	13
14	233	PANTANO TEAM	SWE	RESSICO D ALOISIO LOREN	ITA	KR / IAME / BRIDG	12	9:58.579	14.606	0.245	49.088	119.4		14
15	211	WARD RACING	SWE	ANDREASSON NORTON	SWE	TONY KART / VORTEX / BRI	12	9:53.888	14.915	0.309	48.409	121.5	+5.000	15
16	231	RICKY FLYNN MOTORSPORT	GBR	GRAVLUND SEBASTIAN	DNK	KOSMIC / VORTEX / BRIDG	12	9:58.963	14.990	0.075	49.150	117.8		16
17	237	WARD RACING	SWE	JANSSON CASPER	SWE	TONY KART / VORTEX / BRI	12	9:59.436	15.463	0.473	49.070	119.4		17
18	297	FORZA RACING	GBR	STADSBADER GILLES	BEL	EXPRIT / TM / BRIDG	12	10:00.585	16.612	1.149	49.162	118.4		18
19	282	PRAGA RACING TEAM	ITA	GRACIA RICARDO	BRA	PRAGA / TM RACING / BRID	12	10:03.614	19.641	3.029	49.404	118.7		19
20	257	KOSMIC RACING DEPARTME	ITA	MALJA VILLE	SWE	KOSMIC / VORTEX / BRIDG	4	3:21.750	8 Laps	8 Laps	49.276	120.6	+3.000	20

No.228 VAN T HOFF DILANO : Time penalty of 5 s for incorrectly installed front fairing or incorrect position of front fairing. According to Stewards' Decision No.29.
 No.211 ANDREASSON NORTON : Time penalty of 5 s for incorrectly installed front fairing or incorrect position of front fairing. According to Stewards' Decision No.30.
 No.257 MALJA VILLE : 03 seconds penalty ; Judge of Facts

Leaders : No.203 ANTONELLI ANDREA KIMI (1-12)

Start Time : 01/07 - 17:01:14 / Flag Time : 17:10:58 / End Time : 17:11:17

Best lap : No.211 ANDREASSON NORTON 48.409 96.82 kph

Weather : Slightly cloudy Air : 30°C Track : Dry

Event Record : No.210 BEDRIN NIKITA 47.783 98.09 kph



DOCUMENT N° 30

DECISIONE DEI COMMISSARI SPORTIVI STEWARDS' DECISION

PENALITA INFLITTA AL CONCORRENTE (NOME):
PENALTY INFLICTED UPON THE ENTRANT (NAME):

WARD RACING

NAZIONALITA / NATIONALITY:

SWE

No.: **211**
No.:

PILOTA :
DRIVER :

ANDREASSON NORTON

Parte dell'evento:
Concerns the part of the event:

OK - Eliminary HEAT B-C Rnd 3

DECISIONE / STATEMENT

5 s time penalty in the session mentioned above.

MOTIVAZIONE / REASON:

The front fairing of kart mentioned above was not in the correct position (according to technical drawing no. 2d) when the chequered flag was waved and the kart concerned crossed the finish line.
The Stewards impose this penalty after receiving of the relevant report of Judge of Facts and in application of the Art 2.3.3 General Prescriptions CIK-FIA 2020 and the relevant Bulletins.
and in application of the bulletins c of the rpg of the WSK.

Decisione annunciata
Decision announced

Data / Date: **01/07/2020**

Ora / Time: **17:25**

Nome / Name

Firma / Signature

Presidente del Collegio / Chairman of the Panel:

Di Bari Oronzo (ITA)



Membri del Collegio / Members of the Panel:

Chillon Angela (ITA)

Legrottaglie Sante (ITA)

NOTIFICAZIONE AL CONCORRENTE / NOTIFICATION TO THE RELEVANT ENTRANT

Io sottoscritto:
I undersigned: Nome Cognome / personal name

Rappresentante del Concorrente: **WARD RACING**
Representing the Entrant: Nome del Concorrente / Entrant's name

Certifico che sono stato informato del documento No. **30** dai Commissari Sportivi dell'Evento.
Certify that I have been notified of document No. by the Stewards of the Meeting.

Data / Date: Ora / Time: Firma / Signature:



DOCUMENT N° 29

DECISIONE DEI COMMISSARI SPORTIVI STEWARDS' DECISION

PENALITA INFLITTA AL CONCORRENTE (NOME): **FORZA RACING**
PENALTY INFLICTED UPON THE ENTRANT (NAME):

NAZIONALITA / NATIONALITY: **GBR**

No.: **228** PILOTA : **VAN T HOFF DILANO**
No.: DRIVER :

Parte dell'evento: **OK - Eliminary HEAT B-C Rnd 3**
Concerns the part of the event:

DECISIONE / STATEMENT

5 s time penalty in the session mentioned above.

MOTIVAZIONE / REASON:

The front fairing of kart mentioned above was not in the correct position (according to technical drawing no. 2d) when the chequered flag was waved and the kart concerned crossed the finish line.
The Stewards impose this penalty after receiving of the relevant report of Judge of Facts and in application of the Art 2.3.3 General Prescriptions CIK-FIA 2020 and the relevant Bulletins.
and in application of the bulletins c of the rpg of the WSK.

Decisione annunciata
Decision announced

Data / Date: **01/07/2020**

Ora / Time: **17:25**

Nome / Name

Firma / Signature

Presidente del Collegio / Chairman of the Panel:

Di Bari Oronzo (ITA)



Membri del Collegio / Members of the Panel:

Chillon Angela (ITA)

Legrottaglie Sante (ITA)

NOTIFICAZIONE AL CONCORRENTE / NOTIFICATION TO THE RELEVANT ENTRANT

Io sottoscritto:
I undersigned: Nome Cognome / personal name

Rappresentante del Concorrente: **FORZA RACING**
Representing the Entrant: Nome del Concorrente / Entrant's name

Certifico che sono stato informato del documento No. **29** dai Commissari Sportivi dell'Evento.
Certify that I have been notified of document No. by the Stewards of the Meeting.

Data / Date: Ora / Time: Firma / Signature:



OK

Eliminatory HEAT B-C Rnd 3 Lap Chart

For information purposes. No official / regulatory value

	1	2	3	4	5	6	7	8	9	10	11	12	13	14	15	16	17	18	19	20		
Grid	203	253	258	229	262	211	260	207	254	228	298	252	257	265	231	297	219	233	237	282		
Start	203	258	253	262	229	260	254	211	207	228	298	252	257	265	231	219	297	237	233	282		
Lap 1 <small>Interval</small>	203	253 0.3	229 0.6	258 0.4	262 0.1	260 0.1	211 0.1	228 0.3	254 0.2	207 0.2	252 0.3	257 0.4	298 0.0	265 0.0	297 0.5	233 0.7	231 0.3	219 0.0	282 0.4	237 0.0		
Lap 2	203	253 0.4	229 0.5	258 0.6	262 0.4	211 0.1	260 0.1	228 0.1	254 0.2	207 0.2	252 0.3	257 0.8	265 0.7	298 0.0	297 0.3	231 0.5	233 0.3	219 0.0	282 0.9	237 0.0		
Lap 3	203	253 0.4	229 0.5	258 0.8	262 0.6	260 0.3	228 0.2	207 1.5	252 0.1	207 0.6	252 0.1	257 0.7	265 0.1	211 0.7	254 0.2	298 0.1	297 0.1	231 0.1	219 0.1	233 0.3	237 0.8	282 0.2
Lap 4	203	253 0.5	229 0.3	258 1.0	262 0.7	260 0.1	228 0.3	252 1.5	207 0.3	207 0.8	252 0.0	257 0.0	265 0.0	211 0.0	254 0.7	298 0.1	297 0.7	231 0.0	219 0.0	233 0.3	237 0.5	282 0.7
Lap 5	203	253 0.6	229 0.3	258 1.3	262 0.8	260 0.1	228 0.3	252 1.5	207 0.5	211 0.8	265 0.3	254 0.3	298 0.5	297 0.5	219 0.5	233 0.4	231 0.1	237 0.2	282 0.7			
Lap 6	203	253 0.6	229 0.3	258 1.6	262 0.8	260 0.1	228 0.4	252 1.5	207 0.6	211 0.2	265 0.9	254 0.2	298 0.6	297 0.8	219 0.1	233 0.7	231 0.2	237 0.3	282 0.7			
Lap 7	203	253 0.6	229 0.5	258 1.8	262 0.8	260 0.1	228 0.6	252 1.3	211 0.5	207 0.5	254 1.2	265 0.0	298 0.4	219 1.4	297 0.1	233 0.1	231 0.5	237 0.3	282 1.2			
Lap 8	203	253 0.5	229 0.6	258 2.1	262 0.8	260 0.1	228 0.8	252 1.1	211 0.1	207 0.9	254 1.4	265 0.3	298 0.2	219 1.1	233 0.8	297 0.2	231 0.2	237 0.2	282 1.5			
Lap 9	203	253 0.6	229 0.6	258 2.5	260 1.0	262 0.2	228 0.5	211 1.0	252 0.4	207 0.7	254 1.4	265 0.5	298 0.2	219 1.2	233 1.0	297 0.1	231 0.3	237 0.1	282 2.3			
Lap 10	203	253 0.6	229 0.5	258 3.0	260 0.9	262 0.3	228 0.5	211 0.5	252 0.9	207 0.7	254 1.5	265 0.6	298 0.2	219 1.2	233 1.2	231 0.6	297 0.1	237 0.1	282 2.7			
Lap 11	203	253 0.7	229 0.5	258 3.4	260 0.7	262 0.5	228 0.6	211 0.1	252 1.3	207 0.5	254 1.3	265 0.8	298 0.2	219 1.1	233 1.4	231 0.4	237 0.5	297 0.3	282 2.9			
Lap 12	203	253 0.7	229 0.4	258 4.1	260 0.2	262 0.8	228 2.8	252 0.1	207 0.1	211 0.3	254 0.5	265 1.2	298 0.1	219 0.8	233 1.8	231 0.3	237 0.4	297 1.1	282 3.0			



OK

Eliminatory HEAT B-C Rnd 3

Analysis

For information purposes. No official / regulatory value

Laps	Sector 1	Sector 2	Sector 3	Lap Time	Spd
10	16.502	17.860	14.574	48.936	117
11	16.491	17.834	14.626	48.951	116
12	16.580	17.871	14.750	49.201	117

No.260 WURZ CHARLIE					
Laps	Sector 1	Sector 2	Sector 3	Lap Time	Spd
1	17.417	18.301	14.719	50.437	120
2	16.859	17.983	14.630	49.472	120
3	16.712	17.922	14.525	49.159	118
4	16.482	17.785	14.491	48.758	119
5	16.498	17.886	14.584	48.968	119
6	16.486	17.880	14.549	48.915	120
7	16.517	17.811	14.517	48.845	119
8	16.530	17.776	14.514	48.820	120
9	16.559	17.892	14.591	49.042	118
10	16.504	17.840	14.526	48.870	117
11	16.480	17.760	14.537	48.777	117
12	16.487	17.744	14.492	48.723	118

No.262 GRAY OLIVER					
Laps	Sector 1	Sector 2	Sector 3	Lap Time	Spd
1	17.145	18.391	14.852	50.388	120
2	16.533	18.133	14.673	49.339	120
3	16.547	17.963	14.546	49.056	119
4	16.435	17.895	14.590	48.920	119
5	16.528	17.829	14.609	48.966	119
6	16.479	17.849	14.644	48.972	119
7	16.442	17.823	14.556	48.821	119
8	16.467	17.784	14.621	48.872	119
9	16.530	17.884	14.947	49.361	120
10	16.467	17.917	14.661	49.045	119
11	16.449	17.849	14.616	48.914	119
12	16.502	17.855	14.689	49.046	119

No.265 DE HAAN ROBERT					
Laps	Sector 1	Sector 2	Sector 3	Lap Time	Spd
1	18.005	18.953	14.902	51.860	119
2	16.796	18.543	14.753	50.092	119
3	16.475	17.932	14.848	49.255	121
4	16.581	18.022	14.622	49.225	123
5	16.585	18.210	14.691	49.486	120
6	16.444	17.930	14.659	49.033	119
7	16.513	17.892	15.009	49.414	122
8	16.886	18.004	14.567	49.457	120
9	16.536	17.955	14.642	49.133	120
10	16.484	17.930	14.596	49.010	120
11	16.514	17.930	14.675	49.119	119
12	16.525	18.013	14.699	49.237	120

No.282 GRACIA RICARDO					
Laps	Sector 1	Sector 2	Sector 3	Lap Time	Spd
1	18.050	20.223	15.160	53.433	112
2	17.022	18.126	15.091	50.239	111
3	16.881	18.139	14.789	49.809	120
4	16.720	18.206	14.994	49.920	114
5	16.546	18.024	14.885	49.455	119
6	16.620	18.029	14.755	49.404	118
7	16.676	18.249	14.828	49.753	118
8	16.655	18.144	14.896	49.695	118
9	16.748	18.251	14.986	49.985	118
10	16.656	18.280	14.983	49.919	118
11	16.698	18.284	14.957	49.939	118
12	16.754	18.260	14.978	49.992	118

No.297 STADSBADER GILLES					
Laps	Sector 1	Sector 2	Sector 3	Lap Time	Spd
1	18.064	19.239	14.834	52.137	115
2	16.730	18.222	15.056	50.008	118
3	16.508	18.280	15.287	50.075	120
4	16.583	18.138	15.022	49.743	118
5	16.523	17.992	14.647	49.162	118
6	16.601	17.979	14.672	49.252	118
7	16.563	18.396	14.849	49.808	119
8	16.613	18.538	14.718	49.869	119
9	16.576	18.108	14.613	49.297	119
10	16.536	18.155	15.103	49.794	120
11	16.597	18.529	14.774	49.900	118
12	16.663	18.206	15.028	49.897	107

No.298 LEISTRA LUCA					
Laps	Sector 1	Sector 2	Sector 3	Lap Time	Spd
1	17.777	18.775	15.359	51.911	110
2	17.044	18.230	14.949	50.223	121
3	16.570	18.390	15.303	50.263	121
4	16.557	18.035	14.600	49.192	120
5	16.590	18.001	14.722	49.313	119
6	16.572	17.867	14.570	49.009	119
7	16.565	17.972	14.519	49.056	119
8	16.610	18.058	14.554	49.222	119
9	16.528	17.990	14.575	49.093	119
10	16.516	17.912	14.612	49.040	119
11	16.581	17.934	14.600	49.115	119
12	16.597	17.892	14.635	49.124	120























OK

Eliminatory HEAT B-C Rnd 3

Starting Grid

Document 14

237	JANSSON CASPER TONY KART / VORTEX / BRIDG		10	282	GRACIA RICARDO PRAGA / TM RACING / BRIDG	
219	BERGMEISTER JAKOB TONY KART / VORTEX / BRIDG		9	233	RESSICO D ALOISIO LORENZO KR / IAME / BRIDG	
231	GRAVLUND SEBASTIAN KOSMIC / VORTEX / BRIDG		8	297	STADSBADER GILLES EXPRIT / TM / BRIDG	
257	MALJA VILLE KOSMIC / VORTEX / BRIDG		7	265	DE HAAN ROBERT ENERGY CORSE / TM RACING / BRIDG	
298	LEISTRA LUCA EXPRIT / TM / BRIDG		6	252	SIVERHOLM WILLIAM TONY KART / VORTEX / BRIDG	
254	TRAVISANUTTO LORENZO TONY KART / VORTEX / BRIDG		5	228	VAN T HOFF DILANO EXPRIT / TM RACING / BRIDG	
260	WURZ CHARLIE EXPRIT / VORTEX / BRIDG		4	207	PATRESE LORENZO KR / IAME / BRIDG	
262	GRAY OLIVER BIREL ART / TM RACING / BRIDG		3	211	ANDREASSON NORTON TONY KART / VORTEX / BRIDG	
258	COLUCCIO LUIGI KOSMIC / VORTEX / BRIDG		2	229	CAMARA RAFA EXPRIT / TM RACING / BRIDG	
203	ANTONELLI ANDREA KIMI KR / IAME / BRIDG		1	253	TURNERY JOE TONY KART / VORTEX / BRIDG	

POLE POSITION





OK

Qualifying Heats (QH) Results

Document 23 OFFICIAL

Rnk	No.	Entrant	Nat	Driver	Nat	Q ^P	A-B	C-D	A-C	B-D	A-D	B-C	Points	Group
1	210	WARD RACING		BEDRIN NIKITA		1	0	-	0	-	0	-	0	A
2	203	KR MOTORSPORT		ANTONELLI ANDREA KIMI		2	2	-	-	0	-	0	2	B
3	229	FORZA RACING		CAMARA RAFA		7	-	0	3	-	-	3	6	A
4	253	TONY KART RACING TEAM		TURNEY JOE		3	-	4	2	-	-	2	8	B
5	206	ROSBERG RACING ACADEMY		BARNARD TAYLOR		5	3	-	4	-	2	-	9	A
6	258	KOSMIC RACING DEPARTMENT		COLUCCIO LUIGI		6	4	-	-	2	-	4	10	B
7	260	EXPRIT RACING TEAM		WURZ CHARLIE		14	5	-	-	6	-	5	16	A
8	255	TONY KART RACING TEAM		HILTBRAND PEDRO		17	6	-	6	-	4	-	16	B
9	201	KR MOTORSPORT		REVESZ LEVENTE		9	9	-	5	-	5	-	19	A
10	262	LECLERC BY LENNOX RACING		GRAY OLIVER		10	11	-	-	3	-	6	20	B
11	220	PAROLIN RACING KART		MORGATTO ALVARENGA MATHE		13	7	-	8	-	6	-	21	A
12	254	TONY KART RACING TEAM		TRAVISANUTTO LORENZO		18	8	-	-	4	-	9	21	B
13	207	KR MOTORSPORT		PATRESE LORENZO		15	-	3	11	-	-	8	22	A
14	211	WARD RACING		ANDREASSON NORTON		11	-	2	7	-	-	15	24	B
15	232	B.M. KARTING TEAM ASD		CUMAN NICOLO'		4	-	12	-	10	3	-	25	A
16	228	FORZA RACING		VAN T HOFF DILANO		19	-	5	9	-	-	13	27	B
17	204	KR MOTORSPORT		MARTI SOBREPORA JOSEP MARI		24	-	7	-	8	12	-	27	A
18	227	RICKY FLYNN MOTORSPORT		TEN BRINKE THOMAS		20	-	10	-	5	13	-	28	B
19	205	KR MOTORSPORT		THOMPSON HARRY		25	10	-	10	-	8	-	28	A
20	265	ENERGY CORSE SRL		DE HAAN ROBERT		27	-	9	12	-	-	10	31	B
21	208	ROSBERG RACING ACADEMY		VAN HOEPEN LAURENS		36	-	8	-	12	11	-	31	A
22	222	PAROLIN RACING KART		WHARTON JAMES		12	-	6	-	17	10	-	33	B
23	239	BIREL ART RACING		RAVENSCROFT CLAYTON		29	13	-	17	-	7	-	37	A
24	298	FORZA RACING		LEISTRA LUCA		22	17	-	-	11	-	11	39	B
25	219	KSM OFFICAL RACING TEAM		BERGMEISTER JAKOB		34	14	-	-	13	-	12	39	A
26	233	PANTANO TEAM		RESSICO D ALOISIO LORENZO		35	-	14	13	-	-	14	41	B
27	209	WARD RACING		LOVINFOSSE LOLA		28	-	21	-	7	15	-	43	A
28	214	VDK RACING		ROUSSEAU RICCI FLORIAN		33	18	-	16	-	9	-	43	B
29	252	WARD RACING		SIVERHOLM WILLIAM		23	-	19	18	-	-	7	44	A
30	257	KOSMIC RACING DEPARTMENT		MALJA VILLE		26	15	-	-	9	-	20	44	B
31	231	RICKY FLYNN MOTORSPORT		GRAVLUND SEBASTIAN		30	16	-	-	14	-	16	46	A
32	297	FORZA RACING		STADSBADER GILLES		31	-	13	15	-	-	18	46	B
33	261	LECLERC BY LENNOX RACING		DAY JAMIE		8	-	11	-	20	16	-	47	A
34	259	EXPRIT RACING TEAM		SIKSNELIS KAJUS		37	20	-	14	-	14	-	48	B
35	212	MASSETANI GILBERTO		MASSETANI MATTEO		32	-	15	-	19	17	-	51	A
36	271	KR MOTORSPORT		TRULLI ENZO		16	-	18	-	15	19	-	52	B
37	249	WARD RACING		DEGNBOL NOAH		21	12	-	20	-	20	-	52	A
38	237	WARD RACING		JANSSON CASPER		38	19	-	-	16	-	17	52	B
39	250	ELTO RACING		TORREGGIANI MATHIAS		40	-	17	-	18	18	-	53	A
40	282	PRAGA RACING TEAM		GRACIA RICARDO		39	-	16	19	-	-	19	54	B



OK

PREFINAL A Rnd 3 (PFB) Results

Document 28.1 OFFICIAL

Rnk	No.	Entrant	Nat	Driver	Nat	Equipment	Laps	Time	Gap	Interv.	Best lap	Spd	Penalty	Points
1	210	WARD RACING	SWE	BEDRIN NIKITA	RUS	TONY KART / VORTEX / BRIDG	16	12:55.041			48.309	118.9		50
2	▲1	ROSBERG RACING ACADEMY	DEU	BARNARD TAYLOR	GBR	KR / IAME / BRIDG	16	12:57.575	2.534	2.534	48.394	118.7		40
3	▼1	FORZA RACING	GBR	CAMARA RAFA	BRA	EXPRIT / TM RACING / BRIDG	16	12:59.796	4.755	2.221	48.349	118.9		30
4	▲2	PAROLIN RACING KART	ITA	MORGATTO ALVARENGA M	BRA	PAROLIN / TM RACING / BRIDG	16	13:00.116	5.075	0.320	48.347	121.3		20
5	201	KR MOTORSPORT	ITA	REVEZS LEVENTE	HUN	KR / IAME / BRIDG	16	13:02.800	7.759	2.684	48.631	120.5		15
6	▲3	KR MOTORSPORT	ITA	MARTI SOBREPERA JOSEP	ESP	KR / IAME / BRIDG	16	13:04.375	9.334	1.575	48.629	120.0		10
7	207	KR MOTORSPORT	ITA	PATRESE LORENZO	ITA	KR / IAME / BRIDG	16	13:04.838	9.797	0.463	48.435	121.1		9
8	▲9	LECLERC BY LENNOX RACING	GBR	DAY JAMIE	ARE	BIREL ART / TM RACING / BRIDG	16	13:05.578	10.537	0.740	48.075	118.3		8
9	▲3	BIREL ART RACING	ITA	RAVENSCROFT CLAYTON	GBR	BIREL ART / TM RACING / BRIDG	16	13:07.790	12.749	2.212	48.524	119.2		7
10	▲9	WARD RACING	SWE	DEGNBOL NOAH	DNK	TONY KART / VORTEX / BRIDG	16	13:07.978	12.937	0.188	48.493	120.0		6
11	▼3	B.M. KARTING TEAM ASD	ITA	CUMAN NICOLO'	ITA	PAROLIN / IAME / BRIDG	16	13:08.275	13.234	0.297	48.343	119.5		5
12	▼1	ROSBERG RACING ACADEMY	DEU	VAN HOEPEN LAURENS	NLD	KR / IAME / BRIDG	16	13:08.518	13.477	0.243	48.670	121.5		4
13	▲2	WARD RACING	SWE	SIVERHOLM WILLIAM	SWE	TONY KART / VORTEX / BRIDG	16	13:08.909	13.868	0.391	48.520	119.2		3
14	▼4	KR MOTORSPORT	ITA	THOMPSON HARRY	GBR	KR / IAME / BRIDG	16	13:09.520	14.479	0.611	48.532	122.4		2
15	▼2	KSM OFFICAL RACING TEAM	DEU	BERGMEISTER JAKOB	DEU	TONY KART / VORTEX / BRIDG	16	13:13.536	18.495	4.016	48.680	119.7		1
16	▼2	WARD RACING	SWE	LOVINFOSSE LOLA	BRA	TONY KART / VORTEX / BRIDG	16	13:10.358	20.317	1.822	48.764	120.3	+5.000	0
17	▼13	EXPRIT RACING TEAM	ITA	WURZ CHARLIE	AUT	EXPRIT / VORTEX / BRIDG	10	8:21.138	6 Laps	6 Laps	49.239	113.7		0

No.209 LOVINFOSSE LOLA : Time penalty of 5 s for incorrectly installed front fairing or incorrect position of front fairing. According to Stewards' Decision No.38.

NOT QUALIFIED

18	212	MASSETANI GILBERTO	ITA	MASSETANI MATTEO	ITA	CRG / TM RACING / BRIDG	6	5:01.982	10 Laps	4 Laps	48.887	119.2		0
19	▲1	ELTO RACING	ITA	TORREGGIANI MATHIAS	ITA	TONY KART / TM RACING / BRIDG	6	5:03.000	10 Laps	1.018	49.259	118.7		0
20	▼4	RICKY FLYNN MOTORSPORT	GBR	GRAVLUND SEBASTIAN	DNK	KOSMIC / VORTEX / BRIDG	2	1:44.577	14 Laps	4 Laps	51.507	121.1		0

Leaders : No.210 BEDRIN NIKITA (1-16)

Start Time : 04/07 - 11:12:41 / Flag Time : 11:25:36 / End Time : 11:25:55

Best lap : No.261 DAY JAMIE 48.075 97.50 kph

Weather : Sunny Air : 28°C Track : Dry

Event Record : No.210 BEDRIN NIKITA 47.783 98.09 kph

No.210 00:16

No.249 01:32
Lap 1



DOCUMENT N° 38

DECISIONE DEI COMMISSARI SPORTIVI STEWARDS' DECISION

PENALITA INFLITTA AL CONCORRENTE (NOME):
PENALTY INFLICTED UPON THE ENTRANT (NAME):

WARD RACING

NAZIONALITA / NATIONALITY:

SWE

No.: **209**
No.:

PILOTA :
DRIVER :

LOVINFOSSE LOLA

Parte dell'evento:
Concerns the part of the event:

OK - PREFINAL A Rnd 3

DECISIONE / STATEMENT

5 s time penalty in the session mentioned above.

MOTIVAZIONE / REASON:

The front fairing of kart mentioned above was not in the correct position (according to technical drawing no. 2d) when the chequered flag was waved and the kart concerned crossed the finish line.
The Stewards impose this penalty after receiving of the relevant report of Judge of Facts and in application of the Art 2.3.3 General Prescriptions CIK-FIA 2020 and the relevant Bulletins.
and in application of the bulletins c of the rpg of the WSK.

Decisione annunciata
Decision announced

Data / Date: **04/07/2020**

Ora / Time: **11:33**

Nome / Name

Firma / Signature

Presidente del Collegio / Chairman of the Panel:

Di Bari Oronzo (ITA)



Membri del Collegio / Members of the Panel:

Chillon Angela (ITA)

Legrottaglie Sante (ITA)

NOTIFICAZIONE AL CONCORRENTE / NOTIFICATION TO THE RELEVANT ENTRANT

Io sottoscritto:
I undersigned: Nome Cognome / personal name

Rappresentante del Concorrente: **WARD RACING**
Representing the Entrant: Nome del Concorrente / Entrant's name

Certifico che sono stato informato del documento No. **38** dai Commissari Sportivi dell'Evento.
Certify that I have been notified of document No. by the Stewards of the Meeting.

Data / Date: Ora / Time: Firma / Signature:



OK

PREFINAL A Rnd 3 (PFB)

For information purposes. No official / regulatory value

Lap Chart

	1	2	3	4	5	6	7	8	9	10	11	12	13	14	15	16	17	18	19	20
Grid	210	229	206	260	201	220	207	232	204	205	208	239	219	209	252	231	261	212	249	250
Start	210	206	229	201	260	207	220	204	232	208	205	219	239	209	231	252	212	261	250	249
Lap 1 <small>Interval</small>	210	206 0.2	201 0.3	229 0.5	207 0.1	204 0.1	220 0.1	208 0.0	205 0.4	239 0.8	232 0.0	249 0.2	209 0.0	260 0.0	231 0.1	252 0.1	219 0.5	250 0.4	261 0.0	212 0.1
Lap 2	210	206 0.7	201 0.2	207 0.2	229 0.2	220 0.1	204 0.2	208 0.2	205 0.1	239 1.0	232 0.3	209 0.8	249 1.0	260 0.4	252 0.2	219 0.0	261 0.1	231 0.3	250 0.0	212 0.1
Lap 3	210	206 0.8	201 0.2	207 0.1	220 0.3	229 0.1	204 0.1	205 0.3	208 0.2	239 0.7	232 0.1	209 1.2	249 0.6	261 2.5	260 0.1	252 0.0	219 0.1	212 0.2	250 0.2	261 0.2
Lap 4	210	206 1.0	201 0.4	220 0.4	207 0.2	229 0.1	204 0.0	205 0.1	208 0.3	239 0.6	232 0.3	209 1.3	249 0.4	261 2.1	252 0.5	219 0.4	212 0.5	250 0.4	260 0.3	261 0.3
Lap 5	210	206 1.1	201 0.6	220 0.1	207 0.3	204 0.6	229 0.4	205 0.0	208 0.1	239 0.1	232 0.3	209 1.5	249 0.1	261 1.6	252 1.0	219 0.5	212 0.7	250 0.7	260 0.3	261 0.3
Lap 6	210	206 1.2	201 0.8	220 0.1	207 0.3	204 0.7	229 0.3	205 1.3	208 0.2	239 0.2	232 0.1	249 1.2	209 0.4	261 0.2	252 1.4	219 0.7	212 0.9	231 1.0	250 0.4	260 0.4
Lap 7	210	206 1.2	220 1.0	201 0.3	207 0.1	204 0.6	229 0.1	205 1.6	208 0.2	239 0.2	232 0.3	208 0.9	249 0.7	261 0.4	209 1.1	252 0.9	219 0.9	260 2.9		
Lap 8	210	206 1.3	220 1.0	201 0.6	207 0.2	204 0.6	229 0.4	205 1.4	208 0.2	239 0.3	232 0.2	249 0.7	261 0.3	209 0.9	252 1.0	219 1.3	212 3.4	260		
Lap 9	210	206 1.4	220 1.2	201 0.8	207 0.2	204 0.1	229 0.7	205 1.5	208 0.2	239 0.3	232 0.3	249 0.5	261 0.0	209 1.5	252 0.7	219 1.7	212 3.6	260		
Lap 10	210	206 1.5	220 1.2	201 1.0	207 0.0	204 0.4	229 0.6	205 1.7	208 0.2	239 0.2	232 0.2	249 0.3	261 0.4	209 1.5	252 0.4	219 2.1	212 3.8	260		
Lap 11	210	206 1.6	220 1.4	229 1.0	201 0.5	207 0.6	204 0.3	205 1.9	208 0.2	239 0.2	232 0.2	261 0.3	208 0.2	249 1.6	252 0.2	219 2.7				
Lap 12	210	206 1.7	220 1.5	229 0.8	201 1.0	207 0.7	204 0.2	205 2.0	208 0.2	239 0.2	232 0.4	249 0.1	208 0.5	252 2.1	209 0.1	219 2.4				
Lap 13	210	206 2.0	220 1.5	229 0.6	201 1.6	207 0.8	204 0.2	205 2.1	208 0.3	239 0.1	232 0.2	249 0.4	208 0.3	252 1.6	209 0.4	219 2.7				
Lap 14	210	206 2.2	220 1.5	229 0.3	201 2.3	207 1.0	204 0.1	261 2.3	239 0.6	205 0.2	232 0.0	249 0.0	208 0.4	252 1.3	209 0.8	219 2.8				
Lap 15	210	206 2.3	220 1.5	229 0.2	201 2.8	204 1.4	207 0.2	261 1.3	239 1.1	205 0.3	232 0.2	249 0.6	208 0.2	252 0.2	209 1.3	219 2.9				
Lap 16	210	206 2.5	229 2.2	220 0.3	201 2.6	204 1.5	207 0.4	261 0.7	239 2.2	205 0.1	232 0.2	249 0.2	208 0.2	252 0.3	209 0.6	219 3.1				



OK

PREFINAL A Rnd 3 (PFB)

Analysis

For information purposes. No official / regulatory value

Laps	Sector 1	Sector 2	Sector 3	Lap Time	Spd
11	16.350	17.738	14.485	48.573	119
12	16.403	17.729	14.442	48.574	120
13	16.389	17.738	14.513	48.640	119
14	16.333	17.749	14.535	48.617	119
15	16.349	17.701	14.461	48.511	120
16	16.441	18.071	15.013	49.525	105

No.229 CAMARA RAFA					
Laps	Sector 1	Sector 2	Sector 3	Lap Time	Spd
1	16.911	18.148	14.518	49.577	118
2	16.376	18.071	14.405	48.852	120
3	16.486	17.820	14.531	48.837	120
4	16.332	17.787	14.729	48.848	120
5	16.626	18.339	14.549	49.514	119
6	16.389	17.701	14.376	48.466	120
7	16.328	17.689	14.433	48.450	121
8	16.474	17.679	14.440	48.593	120
9	16.277	17.731	14.386	48.394	121
10	16.369	17.661	14.453	48.483	120
11	16.376	17.680	14.437	48.493	119
12	16.349	17.643	14.398	48.390	118
13	16.341	17.584	14.445	48.370	119
14	16.309	17.608	14.432	48.349	118
15	16.328	17.600	14.461	48.389	119
16	16.362	18.009	14.609	48.980	118

No.231 GRAVLUND SEBASTIAN					
Laps	Sector 1	Sector 2	Sector 3	Lap Time	Spd
1	17.798	18.910	14.799	51.507	121
2	16.554	19.520	15.566	51.640	107

No.232 CUMAN NICOLO'					
Laps	Sector 1	Sector 2	Sector 3	Lap Time	Spd
1	17.946	18.428	15.015	51.389	120
2	16.557	17.907	14.548	49.012	121
3	16.189	17.716	14.438	48.343	119
4	16.407	17.849	14.488	48.744	120
5	16.298	17.872	14.500	48.670	120
6	16.312	18.268	14.968	49.548	120
7	16.319	17.879	14.539	48.737	121
8	16.364	17.869	14.684	48.917	120
9	16.352	17.863	14.586	48.801	120
10	16.407	17.901	14.642	48.950	119
11	16.495	17.945	14.610	49.050	119
12	16.510	17.937	14.995	49.442	120
13	16.487	17.946	14.706	49.139	120
14	16.492	18.050	14.843	49.385	121
15	16.553	17.970	14.691	49.214	120
16	16.467	18.270	15.185	49.922	117

No.239 RAVESCROFT CLAYTON					
Laps	Sector 1	Sector 2	Sector 3	Lap Time	Spd
1	17.735	18.557	14.822	51.114	118
2	16.509	17.854	14.404	48.767	119
3	16.316	17.710	14.540	48.566	118
4	16.357	17.709	14.458	48.524	119
5	16.399	17.691	14.546	48.636	120
6	16.448	18.312	14.878	49.638	120
7	16.409	17.856	14.525	48.790	119
8	16.411	17.867	14.566	48.844	120
9	16.411	17.838	14.548	48.797	120
10	16.444	17.920	14.680	49.044	119
11	16.499	17.917	14.594	49.010	119
12	16.558	17.900	14.653	49.111	119
13	16.548	17.968	14.975	49.491	120

Laps	Sector 1	Sector 2	Sector 3	Lap Time	Spd
14	16.530	17.992	14.793	49.315	117
15	16.590	17.897	14.679	49.166	118
16	16.616	18.211	14.961	49.788	118

No.249 DEGNBOL NOAH					
Laps	Sector 1	Sector 2	Sector 3	Lap Time	Spd
1	17.290	18.671	14.839	50.800	120
2	16.651	19.337	14.602	50.590	118
3	16.361	17.694	14.438	48.493	120
4	16.306	17.733	14.529	48.568	120
5	16.368	17.744	14.486	48.598	120
6	16.396	18.227	14.579	49.202	119
7	16.389	17.702	14.522	48.613	119
8	16.440	17.686	14.541	48.667	120
9	16.346	17.697	14.605	48.648	120
10	16.627	17.946	14.620	49.193	119
11	16.461	17.825	14.551	48.837	120
12	16.454	17.899	14.695	49.048	119
13	16.523	17.888	14.651	49.062	120
14	16.531	17.827	14.682	49.040	122
15	16.715	18.121	14.567	49.403	121
16	16.485	18.005	14.868	49.358	120

No.250 TORREGGIANI MATHIAS					
Laps	Sector 1	Sector 2	Sector 3	Lap Time	Spd
1	18.044	19.433	14.951	52.428	120
2	16.583	19.188	14.844	50.615	120
3	16.704	18.586	15.083	50.373	121
4	16.531	18.300	14.627	49.458	119
5	16.530	18.071	14.658	49.259	118
6	16.650	17.995	14.627	49.272	119

No.252 SIVERHOLM WILLIAM					
Laps	Sector 1	Sector 2	Sector 3	Lap Time	Spd
1	17.861	19.124	14.571	51.556	121
2	16.671	19.508	14.774	50.953	120
3	16.537	18.928	14.926	50.391	122
4	16.369	17.844	14.461	48.674	120
5	16.295	17.732	14.493	48.520	119
6	16.388	17.833	14.477	48.698	119
7	16.410	17.868	14.502	48.780	119
8	16.374	17.808	14.480	48.662	120
9	16.395	17.833	14.529	48.757	120
10	16.376	17.839	14.516	48.731	119
11	16.418	17.806	14.521	48.745	120
12	16.369	18.255	14.833	49.457	119
13	16.465	17.768	14.537	48.770	119
14	16.424	17.818	14.534	48.776	119
15	16.478	17.789	14.535	48.802	121
16	16.523	17.997	14.635	49.155	120

No.260 WURZ CHARLIE					
Laps	Sector 1	Sector 2	Sector 3	Lap Time	Spd
1	17.760	18.840	15.263	51.863	113
2	16.939	19.077	14.933	50.949	113
3	16.773	18.805	15.091	50.669	112
4	17.065	18.577	14.823	50.465	114
5	16.584	17.880	14.775	49.239	113
6	16.663	17.989	14.717	49.369	114
7	16.605	17.995	14.912	49.512	112
8	16.734	17.907	14.855	49.496	112
9	16.661	17.888	14.808	49.357	112
10	16.691	17.840	14.798	49.329	112

No.261 DAY JAMIE					
Laps	Sector 1	Sector 2	Sector 3	Lap Time	Spd
1	17.929	19.692	14.871	52.492	120
2	16.629	18.869	14.619	50.117	120
3	16.492	18.770	14.810	50.072	119
4	16.253	17.653	14.311	48.217	118
5	16.214	17.541	14.320	48.075	118
6	16.260	17.635	14.365	48.260	120
7	16.336	17.915	14.395	48.646	120
8	16.275	17.626	14.371	48.272	120
9	16.281	17.715	14.394	48.390	121
10	16.480	17.717	14.453	48.650	120
11	16.303	17.872	14.596	48.771	120
12	16.358	17.852	14.711	48.921	120
13	16.370	17.851	14.647	48.868	120
14	16.379	17.985	14.522	48.886	118
15	16.425	17.704	14.476	48.605	119
16	16.487	17.741	14.527	48.755	118






















OK

PREFINAL A Rnd 3 (PFB)

Document 24

Starting Grid

249	DEGNBOL NOAH TONY KART / VORTEX / BRIDG		10	250	TORREGGIANI MATHIAS TONY KART / TM RACING / BRIDG	
261	DAY JAMIE BIREL ART / TM RACING / BRIDG		9	212	MASSETANI MATTEO CRG / TM RACING / BRIDG	
252	SIVERHOLM WILLIAM TONY KART / VORTEX / BRIDG		8	231	GRAVLUND SEBASTIAN KOSMIC / VORTEX / BRIDG	
219	BERGMEISTER JAKOB TONY KART / VORTEX / BRIDG		7	209	LOVINFOSSE LOLA TONY KART / VORTEX / BRIDG	
208	VAN HOEPEN LAURENS KR / IAME / BRIDG		6	239	RAVENS CROFT CLAYTON BIREL ART / TM RACING / BRIDG	
204	MARTI SOBREPERA JOSEP MARIA KR / IAME / BRIDG		5	205	THOMPSON HARRY KR / IAME / BRIDG	
207	PATRESE LORENZO KR / IAME / BRIDG		4	232	CUMAN NICOLO' PAROLIN / IAME / BRIDG	
201	REVESZ LEVENTE KR / IAME / BRIDG		3	220	MORGATTO ALVARENGA MATHEUS PAROLIN / TM RACING / BRIDG	
206	BARNARD TAYLOR KR / IAME / BRIDG		2	260	WURZ CHARLIE EXPRIT / VORTEX / BRIDG	
210	BEDRIN NIKITA TONY KART / VORTEX / BRIDG		1	229	CAMARA RAFA EXPRIT / TM RACING / BRIDG	

POLE POSITION





OK

PREFINAL B Rnd 3 (PFB)

Document 29.1 OFFICIAL

Results

Rnk	No.	Entrant	Nat	Driver	Nat	Equipment	Laps	Time	Gap	Interv.	Best lap	Spd	Penalty	Points
1	203	KR MOTORSPORT	ITA	ANTONELLI ANDREA KIMI	ITA	KR / IAME / BRIDG	16	13:01.820			48.608	118.6		50
2	255	TONY KART RACING TEAM	ITA	HILTBRAND PEDRO	ESP	TONY KART / VORTEX / BRI	16	13:02.685	0.865	0.865	48.554	121.8		40
3	253	TONY KART RACING TEAM	ITA	TURNERY JOE	GBR	TONY KART / VORTEX / BRI	16	13:03.107	1.287	0.422	48.516	121.6		30
4	211	WARD RACING	SWE	ANDREASSON NORTON	SWE	TONY KART / VORTEX / BRI	16	13:03.732	1.912	0.625	48.441	122.9		20
5	254	TONY KART RACING TEAM	ITA	TRAVISANUTTO LORENZO	ITA	TONY KART / VORTEX / BRI	16	13:05.092	3.272	1.360	48.606	120.8		15
6	262	LECLERC BY LENNOX RACING	GBR	GRAY OLIVER	GBR	BIREL ART / TM RACING / B	16	13:05.414	3.594	0.322	48.595	119.5		10
7	227	RICKY FLYNN MOTORSPORT	GBR	TEN BRINKE THOMAS	NLD	KOSMIC / VORTEX / BRIDG	16	13:06.386	4.566	0.972	48.634	121.3		9
8	298	FORZA RACING	GBR	LEISTRA LUCA	BEL	EXPRIT / TM / BRIDG	16	13:10.202	8.382	3.816	48.702	120.3		8
9	271	KR MOTORSPORT	ITA	TRULLI ENZO	ITA	KR / IAME / BRIDG	16	13:11.937	10.117	1.735	48.847	121.3		7
10	259	EXPRIT RACING TEAM	ITA	SIKSNELIS KAJUS	LTU	EXPRIT / VORTEX / BRIDG	16	13:13.057	11.237	1.120	48.876	120.5		6
11	233	PANTANO TEAM	SWE	RESSICO D ALOISIO LOREN	ITA	KR / IAME / BRIDG	16	13:15.088	13.268	2.031	48.889	121.1		5
12	297	FORZA RACING	GBR	STADSBADER GILLES	BEL	EXPRIT / TM / BRIDG	16	13:15.857	14.037	0.769	48.871	119.7		4
13	214	VDK RACING	GBR	ROUSSEAU RICCI FLORIAN	FRA	KR / IAME / BRIDG	16	13:10.994	14.174	0.137	48.689	120.8	+5.000	3
14	237	WARD RACING	SWE	JANSSON CASPER	SWE	TONY KART / VORTEX / BRI	16	13:14.722	17.902	3.728	48.820	119.1	+5.000	2
15	282	PRAGA RACING TEAM	ITA	GRACIA RICARDO	BRA	PRAGA / TM RACING / BRID	16	13:22.750	20.930	3.028	48.940	118.1		1
16	265	ENERGY CORSE SRL	ITA	DE HAAN ROBERT	NLD	ENERGY CORSE / TM RACING	12	9:51.746	4 Laps	4 Laps	48.510	120.0		0
17	222	PAROLIN RACING KART	ITA	WHARTON JAMES	AUS	PAROLIN / TM RACING / BRI	9	7:32.537	7 Laps	3 Laps	48.811	119.8		0

No.214 ROUSSEAU RICCI FLORIAN : Time penalty of 5 s for incorrectly installed front fairing or incorrect position of front fairing. According to Stewards' Decision No.39.
 No.237 JANSSON CASPER : 05 seconds penalty ; Judge of Facts

NOT QUALIFIED

18	228	FORZA RACING	GBR	VAN T HOFF DILANO	NLD	EXPRIT / TM RACING / BRID	9	10:16.720	7 Laps	2:44.183	49.042	119.7		0
19	258	KOSMIC RACING DEPARTME	ITA	COLUCCIO LUIGI	ITA	KOSMIC / VORTEX / BRIDG	6	4:56.858	10 Laps	3 Laps	48.669	119.5		0

Not Classified

	257	KOSMIC RACING DEPARTME	ITA	MALJA VILLE	SWE	KOSMIC / VORTEX / BRIDG			DNS					
--	-----	------------------------	-----	-------------	-----	-------------------------	--	--	-----	--	--	--	--	--

Leaders : No.203 ANTONELLI ANDREA KIMI (1-16)

Start Time : 04/07 - 11:34:49 / Flag Time : 11:47:51 / End Time : 11:48:12

Best lap : No.211 ANDREASSON NORTON 48.441 96.76 kph

Weather : Sunny Air : 28°C Track : Dry

Event Record : No.210 BEDRIN NIKITA 47.783 98.09 kph

No.222 06:24 Lap 7

No.228 07:45 Lap 6

No.237 09:18 Lap 11



DOCUMENT N° 39

DECISIONE DEI COMMISSARI SPORTIVI STEWARDS' DECISION

PENALITA INFLITTA AL CONCORRENTE (NOME):
PENALTY INFLICTED UPON THE ENTRANT (NAME):

VDK RACING

NAZIONALITA / NATIONALITY:

GBR

No.: **214**
No.:

PILOTA :
DRIVER :

ROUSSEAU RICCI FLORIAN

Parte dell'evento:
Concerns the part of the event:

OK - PREFINAL B Rnd 3

DECISIONE / STATEMENT

5 s time penalty in the session mentioned above.

MOTIVAZIONE / REASON:

The front fairing of kart mentioned above was not in the correct position (according to technical drawing no. 2d) when the chequered flag was waved and the kart concerned crossed the finish line.
The Stewards impose this penalty after receiving of the relevant report of Judge of Facts and in application of the Art 2.3.3 General Prescriptions CIK-FIA 2020 and the relevant Bulletins.
and in application of the bulletins c of the rpg of the WSK.

Decisione annunciata
Decision announced

Data / Date: **04/07/2020**

Ora / Time: **11:58**

Nome / Name

Firma / Signature

Presidente del Collegio / Chairman of the Panel:

Di Bari Oronzo (ITA)



Membri del Collegio / Members of the Panel:

Chillon Angela (ITA)

Legrottaglie Sante (ITA)

NOTIFICAZIONE AL CONCORRENTE / NOTIFICATION TO THE RELEVANT ENTRANT

Io sottoscritto:
I undersigned: Nome Cognome / personal name

Rappresentante del Concorrente: **VDK RACING**
Representing the Entrant: Nome del Concorrente / Entrant's name

Certifico che sono stato informato del documento No. **39** dai Commissari Sportivi dell'Evento.
Certify that I have been notified of document No. by the Stewards of the Meeting.

Data / Date: Ora / Time: Firma / Signature:



OK

PREFINAL B Rnd 3 (PFB)

For information purposes. No official / regulatory value

Lap Chart

	1	2	3	4	5	6	7	8	9	10	11	12	13	14	15	16	17	18	19	20
Grid	203	253	258	255	262	254	211	228	227	265	222	298	233	214	257	297	259	271	237	282
Start	203	258	253	255	254	262	228	211	227	265	222	298	214	233	297	271	259	237	282	
Lap 1 <small>Interval</small>	203	258 0.1	255 0.0	253 0.2	254 0.2	262 0.3	211 0.0	227 0.2	265 0.2	228 0.4	298 0.0	222 0.1	214 0.3	233 0.0	271 0.1	297 0.2	259 0.7	282 0.0	237 0.0	
Lap 2	203	255 0.4	253 0.2	254 0.3	258 0.2	211 0.0	262 0.2	227 0.9	228 0.1	265 0.7	233 0.2	222 0.1	298 0.0	271 0.1	297 0.3	214 0.1	282 0.3	237 0.0	259 0.2	
Lap 3	203	255 0.4	253 0.2	254 0.3	211 0.2	262 0.8	258 0.2	228 0.6	227 0.5	265 0.2	233 0.1	298 0.1	271 0.2	297 0.4	214 0.3	222 0.3	237 0.1	282 0.4	259 0.1	
Lap 4	203	255 0.3	253 0.2	254 0.3	211 0.0	262 1.0	258 0.5	227 1.0	265 0.7	228 0.1	298 0.0	271 0.1	233 0.2	297 0.0	214 0.2	222 0.2	237 0.3	282 0.3	259 0.2	
Lap 5	203	255 0.3	253 0.2	254 0.5	211 0.0	262 1.0	258 0.5	227 1.0	265 0.6	298 0.4	271 0.4	214 0.7	237 1.5	282 0.1	259 0.6	233 0.1	222 0.9	297 0.6	228 2.29	
Lap 6	203	255 0.4	253 0.1	211 0.6	254 0.3	262 0.6	258 0.6	227 0.9	265 0.5	298 0.5	271 0.5	214 0.5	237 1.6	282 0.8	259 0.1	233 0.2	222 0.9	297 0.4	228 2.36	
Lap 7	203	255 0.4	253 0.2	211 0.5	254 0.5	262 0.5	227 1.6	265 0.4	298 0.6	271 0.6	214 0.3	237 1.8	259 0.9	233 0.7	282 0.3	222 0.3	297 0.0	228 2.39		
Lap 8	203	255 0.5	253 0.2	211 0.4	254 0.7	262 0.5	227 1.7	265 0.3	298 0.8	271 0.6	214 0.3	237 2.0	259 0.7	233 0.9	282 0.8	297 0.4	222 0.1	228 2.41		
Lap 9	203	255 0.6	253 0.2	211 0.3	254 0.9	262 0.5	227 1.5	265 0.4	298 1.0	271 0.8	214 0.1	237 2.0	259 0.6	233 1.1	297 1.5	282 0.2	222 0.1	228 2.44		
Lap 10	203	255 0.7	253 0.2	211 0.2	254 1.0	262 0.4	227 1.4	265 0.5	298 1.2	214 1.0	271 0.1	237 1.9	259 0.4	233 1.2	297 1.5	282 1.3				
Lap 11	203	255 0.8	253 0.2	211 0.2	254 1.0	262 0.4	227 1.4	265 0.7	298 1.3	214 0.9	271 0.4	237 1.8	259 0.1	233 1.5	297 1.2	282 2.3				
Lap 12	203	255 0.9	253 0.2	211 0.3	254 1.1	262 0.4	227 1.2	265 1.0	298 1.3	214 0.9	271 0.5	237 1.9	259 0.2	233 1.2	297 1.1	282 3.3				
Lap 13	203	255 1.1	253 0.3	211 0.2	254 1.1	262 0.3	227 1.1	298 2.8	214 0.9	271 0.6	259 1.7	237 0.3	233 1.1	297 1.1	282 4.3					
Lap 14	203	255 1.0	253 0.4	211 0.3	254 1.2	262 0.3	227 1.1	298 3.0	214 1.0	271 0.5	259 1.5	237 1.4	233 0.2	297 0.9	282 5.1					
Lap 15	203	255 1.1	253 0.4	211 0.4	254 1.2	262 0.3	227 1.0	298 3.3	214 0.9	271 0.8	259 1.2	237 1.7	233 0.1	297 0.8	282 6.0					
Lap 16	203	255 0.8	253 0.4	211 0.6	254 1.3	262 0.3	227 0.9	298 3.8	214 0.7	271 0.9	259 1.1	237 1.6	233 0.3	297 0.7	282 6.8					



OK

PREFINAL B Rnd 3 (PFB)

For information purposes. No official / regulatory value

Analysis

Laps	Sector 1	Sector 2	Sector 3	Lap Time	Spd
15	16.448	17.845	14.518	48.811	121
16	16.438	17.827	14.515	48.780	120
No.258 COLUCCIO LUIGI					
1	16.788	18.425	14.658	49.871	120
2	16.499	18.742	14.695	49.936	120
3	16.614	18.572	14.630	49.816	120
4	16.411	17.828	14.616	48.855	119
5	16.381	17.778	14.510	48.669	119
6	16.407	17.842	14.621	48.870	117
No.259 SIKSNELIS KAJUS					
1	17.651	19.382	15.439	52.472	119
2	16.504	18.034	15.610	50.148	122
3	16.603	18.515	14.611	49.729	121
4	16.502	17.898	14.629	49.029	121
5	16.780	18.328	15.201	50.309	120
6	16.438	17.936	14.591	48.965	121
7	16.580	17.859	14.573	49.012	120
8	16.406	17.871	14.599	48.876	120
9	16.441	17.886	14.561	48.888	120
10	16.460	17.894	14.589	48.943	121
11	16.468	17.926	14.621	49.015	121
12	16.647	18.004	14.610	49.261	119
13	16.502	17.994	14.678	49.174	119
14	16.529	17.960	14.565	49.054	120
15	16.490	17.990	14.621	49.101	120
16	16.516	17.985	14.671	49.172	120
No.262 GRAY OLIVER					
1	17.169	18.643	14.807	50.619	120
2	16.655	17.973	14.632	49.260	120
3	16.494	18.276	14.513	49.283	120
4	16.329	17.777	14.489	48.595	119
5	16.334	17.798	14.526	48.658	119
6	16.384	17.848	14.517	48.749	119
7	16.407	17.802	14.540	48.749	120
8	16.396	17.842	14.574	48.812	119
9	16.433	17.817	14.601	48.851	120
10	16.428	17.843	14.593	48.864	120
11	16.465	17.909	14.590	48.964	120
12	16.448	17.848	14.681	48.977	119
13	16.495	17.942	14.579	49.016	120
14	16.479	17.891	14.617	48.987	120
15	16.431	17.945	14.618	48.994	120
16	16.524	17.856	14.638	49.018	119
No.265 DE HAAN ROBERT					
1	17.708	18.699	14.611	51.018	121
2	16.467	19.286	14.828	50.581	119
3	16.382	17.997	14.605	48.984	121
4	16.353	18.243	14.770	49.366	119
5	16.364	17.686	14.460	48.510	120
6	16.402	17.779	14.516	48.697	119
7	16.376	17.786	14.545	48.707	119
8	16.387	17.811	14.565	48.763	119
9	16.423	17.788	14.552	48.763	120
10	16.424	17.836	14.620	48.880	120
11	16.533	17.920	14.636	49.089	120
12	16.501	17.888	14.797	49.186	119
No.271 TRULLI ENZO					
1	17.441	19.347	14.774	51.562	122
2	16.640	18.342	14.949	49.931	122
3	16.592	17.900	14.446	48.938	122
4	16.350	18.272	14.690	49.312	121
5	16.567	17.921	14.501	48.989	121
6	16.390	17.920	14.537	48.847	121
7	16.438	17.975	14.542	48.955	120
8	16.427	17.923	14.600	48.950	120
9	16.464	18.034	14.639	49.137	121
10	16.497	18.012	14.964	49.473	122
11	16.567	18.130	14.710	49.407	120
12	16.537	18.025	14.729	49.291	120
13	16.525	18.082	14.721	49.328	120
14	16.588	18.012	14.639	49.239	121
15	16.574	18.115	14.722	49.411	120
16	16.563	18.083	14.694	49.340	120
No.282 GRACIA RICARDO					
1	17.617	19.417	15.410	52.444	117
2	16.648	18.042	15.071	49.761	118
3	17.046	18.186	14.653	49.885	118
4	16.493	17.859	14.588	48.940	118
5	16.785	18.317	14.798	49.900	118
6	16.667	18.072	14.719	49.458	116
7	16.980	18.504	14.773	50.257	117
8	16.726	18.063	14.813	49.602	116
9	16.724	18.467	14.891	50.082	117
10	16.838	18.401	14.821	50.060	116
11	16.809	18.164	15.041	50.014	116
12	16.898	18.302	14.910	50.110	116
13	16.872	18.391	14.917	50.180	116
14	16.828	18.212	14.869	49.909	116
15	16.840	18.315	14.912	50.067	116
16	16.871	18.270	14.927	50.068	116
No.297 STADSBADER GILLES					
1	17.684	19.255	14.947	51.886	120
2	16.497	18.374	15.149	50.020	120
3	16.538	17.872	14.649	49.059	120
4	16.400	17.890	14.807	49.097	121
5	17.309	21.415	14.758	53.482	118
6	16.463	17.840	14.568	48.871	119
7	16.478	17.888	14.552	48.918	120
8	16.608	18.105	14.886	49.599	119
9	16.455	18.189	14.687	49.331	118
10	16.534	17.900	14.595	49.029	118
11	16.512	17.906	14.621	49.039	118
12	16.545	17.884	14.603	49.032	118
13	16.543	18.002	14.680	49.225	118
14	16.527	17.954	14.617	49.098	118
15	16.577	17.983	14.610	49.170	118
16	16.599	17.968	14.654	49.221	118
No.298 LEISTRA LUCA					
1	17.605	18.789	14.877	51.271	122
2	16.379	19.160	14.956	50.495	122
3	16.348	17.927	14.552	48.827	122
4	16.439	18.167	14.721	49.327	122
5	16.450	17.818	14.434	48.702	120























OK

PREFINAL B Rnd 3 (PFB)

Document 25

Starting Grid

237	JANSSON CASPER TONY KART / VORTEX / BRIDG		10	282	GRACIA RICARDO PRAGA / TM RACING / BRIDG	
259	SIKSNELIS KAJUS EXPRIT / VORTEX / BRIDG		9	271	TRULLI ENZO KR / IAME / BRIDG	
257	MALJA VILLE KOSMIC / VORTEX / BRIDG		8	297	STADSBADER GILLES EXPRIT / TM / BRIDG	
233	RESSICO D ALOISIO LORENZO KR / IAME / BRIDG		7	214	ROUSSEAU RICCI FLORIAN KR / IAME / BRIDG	
222	WHARTON JAMES PAROLIN / TM RACING / BRIDG		6	298	LEISTRA LUCA EXPRIT / TM / BRIDG	
227	TEN BRINKE THOMAS KOSMIC / VORTEX / BRIDG		5	265	DE HAAN ROBERT ENERGY CORSE / TM RACING / BRIDG	
211	ANDREASSON NORTON TONY KART / VORTEX / BRIDG		4	228	VAN T HOFF DILANO EXPRIT / TM RACING / BRIDG	
262	GRAY OLIVER BIREL ART / TM RACING / BRIDG		3	254	TRAVISANUTTO LORENZO TONY KART / VORTEX / BRIDG	
258	COLUCCIO LUIGI KOSMIC / VORTEX / BRIDG		2	255	HILTBRAND PEDRO TONY KART / VORTEX / BRIDG	
203	ANTONELLI ANDREA KIMI KR / IAME / BRIDG		1	253	TURNEY JOE TONY KART / VORTEX / BRIDG	

POLE POSITION





OK

FINAL Rnd 3 Results

Document 31.1 OFFICIAL

Rnk	No.	Entrant	Nat	Driver	Nat	Equipment	Laps	Time	Gap	Interv.	Best lap	Spd	Penalty	Points
1	210	WARD RACING	SWE	BEDRIN NIKITA	RUS	TONY KART / VORTEX / BRIDG	20	16:15.006			48.553	119.8		70
2	203	KR MOTORSPORT	ITA	ANTONELLI ANDREA KIMI	ITA	KR / IAME / BRIDG	20	16:19.085	4.079	4.079	48.569	121.3		50
3	206	ROSBERG RACING ACADEMY	DEU	BARNARD TAYLOR	GBR	KR / IAME / BRIDG	20	16:20.616	5.610	1.531	48.664	121.1		40
4	255	TONY KART RACING TEAM	ITA	HILTBRAND PEDRO	ESP	TONY KART / VORTEX / BRIDG	20	16:23.088	8.082	2.472	48.643	121.6		30
5	220	PAROLIN RACING KART	ITA	MORGATTO ALVARENGA MARCO	BRA	PAROLIN / TM RACING / BRIDG	20	16:23.337	8.331	0.249	48.705	122.3		25
6	261	LECLERC BY LENNOX RACING	GBR	DAY JAMIE	ARE	BIREL ART / TM RACING / BRIDG	20	16:24.959	9.953	1.622	48.669	120.2		20
7	211	WARD RACING	SWE	ANDREASSON NORTON	SWE	TONY KART / VORTEX / BRIDG	20	16:25.940	10.934	0.981	48.885	120.8		15
8	201	KR MOTORSPORT	ITA	REVESZ LEVENTE	HUN	KR / IAME / BRIDG	20	16:26.108	11.102	0.168	48.971	119.5		12
9	207	KR MOTORSPORT	ITA	PATRESE LORENZO	ITA	KR / IAME / BRIDG	20	16:27.166	12.160	1.058	48.908	119.4		10
10	204	KR MOTORSPORT	ITA	MARTI SOBREPORA JOSEPH	ESP	KR / IAME / BRIDG	20	16:28.804	13.798	1.638	48.886	120.5		9
11	227	RICKY FLYNN MOTORSPORT	GBR	TEN BRINKE THOMAS	NLD	KOSMIC / VORTEX / BRIDG	20	16:29.819	14.813	1.015	48.807	121.6		8
12	249	WARD RACING	SWE	DEGNBOL NOAH	DNK	TONY KART / VORTEX / BRIDG	20	16:31.137	16.131	1.318	48.900	121.5		7
13	254	TONY KART RACING TEAM	ITA	TRAVISANUTTO LORENZO	ITA	TONY KART / VORTEX / BRIDG	20	16:32.210	17.204	1.073	49.114	121.3		6
14	271	KR MOTORSPORT	ITA	TRULLI ENZO	ITA	KR / IAME / BRIDG	20	16:33.607	18.601	1.397	49.230	120.3		5
15	262	LECLERC BY LENNOX RACING	GBR	GRAY OLIVER	GBR	BIREL ART / TM RACING / BRIDG	20	16:29.286	19.280	0.679	48.833	120.8	+5.000	4
16	208	ROSBERG RACING ACADEMY	DEU	VAN HOEPEN LAURENS	NLD	KR / IAME / BRIDG	20	16:35.217	20.211	0.931	48.913	121.8		3
17	252	WARD RACING	SWE	SIVERHOLM WILLIAM	SWE	TONY KART / VORTEX / BRIDG	20	16:35.282	20.276	0.065	48.869	121.5		2
18	298	FORZA RACING	GBR	LEISTRA LUCA	BEL	EXPRIT / TM / BRIDG	20	16:36.967	21.961	1.685	49.225	119.8		1
19	237	WARD RACING	SWE	JANSSON CASPER	SWE	TONY KART / VORTEX / BRIDG	20	16:38.195	23.189	1.228	49.189	119.8		0
20	239	BIREL ART RACING	ITA	RAVENSCROFT CLAYTON	GBR	BIREL ART / TM RACING / BRIDG	20	16:38.616	23.610	0.421	49.152	118.9		0
21	232	B.M. KARTING TEAM ASD	ITA	CUMAN NICOLO'	ITA	PAROLIN / IAME / BRIDG	20	16:38.859	23.853	0.243	48.788	120.0		0
22	209	WARD RACING	SWE	LOVINFOSSE LOLA	FRA	TONY KART / VORTEX / BRIDG	20	16:40.546	25.540	1.687	49.325	120.2		0
23	222	PAROLIN RACING KART	ITA	WHARTON JAMES	AUS	PAROLIN / TM RACING / BRIDG	20	16:42.715	27.709	2.169	49.218	118.0		0
24	214	VDK RACING	GBR	ROUSSEAU RICCI FLORIAN	FRA	KR / IAME / BRIDG	20	16:40.427	30.421	2.712	48.978	121.3	+5.000	0
25	297	FORZA RACING	GBR	STADSBADER GILLES	BEL	EXPRIT / TM / BRIDG	20	16:42.428	32.422	2.001	49.372	118.6	+5.000	0
26	259	EXPRIT RACING TEAM	ITA	SIKSNELIS KAJUS	LTU	EXPRIT / VORTEX / BRIDG	20	16:50.848	35.842	3.420	49.127	120.6		0
27	282	PRAGA RACING TEAM	ITA	GRACIA RICARDO	BRA	PRAGA / TM RACING / BRIDG	20	16:52.305	37.299	1.457	49.928	116.3		0
28	229	FORZA RACING	GBR	CAMARA RAFA	BRA	EXPRIT / TM RACING / BRIDG	18	14:44.309	2 Laps	2 Laps	48.637	119.7		0
29	253	TONY KART RACING TEAM	ITA	TURNEY JOE	GBR	TONY KART / VORTEX / BRIDG	18	14:45.202	2 Laps	0.893	48.745	122.8		0
30	205	KR MOTORSPORT	ITA	THOMPSON HARRY	GBR	KR / IAME / BRIDG	9	7:35.220	11 Laps	9 Laps	49.383	121.9		0
31	265	ENERGY CORSE SRL	ITA	DE HAAN ROBERT	NLD	ENERGY CORSE / TM RACING / BRIDG	5	4:14.328	15 Laps	4 Laps	49.176	121.1		0
32	260	EXPRIT RACING TEAM	ITA	WURZ CHARLIE	AUT	EXPRIT / VORTEX / BRIDG	2	1:46.673	18 Laps	3 Laps	50.493	124.0		0
33	219	KSM OFFICAL RACING TEAM	DEU	BERGMEISTER JAKOB	DEU	TONY KART / VORTEX / BRIDG	2	1:46.964	18 Laps	0.291	50.408	121.9		0
34	233	PANTANO TEAM	SWE	RESSICO D ALOISIO LOREN	ITA	KR / IAME / BRIDG	0	1.962	20 Laps	2 Laps				0

No.262 GRAY OLIVER : Time penalty of 5 s for incorrectly installed front fairing or incorrect position of front fairing. According to Stewards' Decision No.47.
 No.214 ROUSSEAU RICCI FLORIAN : Time penalty of 5 s for incorrectly installed front fairing or incorrect position of front fairing. According to Stewards' Decision No.48.
 No.297 STADSBADER GILLES : Time penalty of 5 s for incorrectly installed front fairing or incorrect position of front fairing. According to Stewards' Decision No.49.

Leaders : No.210 BEDRIN NIKITA (1-20)

Start Time : 04/07 - 15:12:03 / Flag Time : 15:28:18 / End Time : 15:28:55

Best lap : No.210 BEDRIN NIKITA 48.553 96.54 kph

Weather : Sunny Air : 31°C Track : Dry

Event Record : No.210 BEDRIN NIKITA 47.783 98.09 kph



DOCUMENT N° 49

DECISIONE DEI COMMISSARI SPORTIVI STEWARDS' DECISION

PENALITA INFLITTA AL CONCORRENTE (NOME): **FORZA RACING**
PENALTY INFLICTED UPON THE ENTRANT (NAME):

NAZIONALITA / NATIONALITY: **GBR**

No.: **297** PILOTA : **STADSBADER GILLES**
No.: DRIVER :

Parte dell'evento: **OK - FINAL Rnd 3**
Concerns the part of the event:

DECISIONE / STATEMENT

5 s time penalty in the session mentioned above.

MOTIVAZIONE / REASON:

The front fairing of kart mentioned above was not in the correct position (according to technical drawing no. 2d) when the chequered flag was waved and the kart concerned crossed the finish line.
The Stewards impose this penalty after receiving of the relevant report of Judge of Facts and in application of the Art 2.3.3 General Prescriptions CIK-FIA 2020 and the relevant Bulletins.
and in application of the bulletins c of the rpg of the WSK.

Decisione annunciata
Decision announced

Data / Date: **04/07/2020**

Ora / Time: **15:39**

Nome / Name

Firma / Signature

Presidente del Collegio / Chairman of the Panel:

Di Bari Oronzo (ITA)



Membri del Collegio / Members of the Panel:

Chillon Angela (ITA)

Legrottaglie Sante (ITA)

NOTIFICAZIONE AL CONCORRENTE / NOTIFICATION TO THE RELEVANT ENTRANT

Io sottoscritto:
I undersigned: Nome Cognome / personal name

Rappresentante del Concorrente: **FORZA RACING**
Representing the Entrant: Nome del Concorrente / Entrant's name

Certifico che sono stato informato del documento No. **49** dai Commissari Sportivi dell'Evento.
Certify that I have been notified of document No. by the Stewards of the Meeting.

Data / Date: Ora / Time: Firma / Signature:



DOCUMENT N° 48

DECISIONE DEI COMMISSARI SPORTIVI STEWARDS' DECISION

PENALITA INFLITTA AL CONCORRENTE (NOME):
PENALTY INFLICTED UPON THE ENTRANT (NAME):

VDK RACING

NAZIONALITA / NATIONALITY:

GBR

No.: **214**
No.:

PILOTA :
DRIVER :

ROUSSEAU RICCI FLORIAN

Parte dell'evento:
Concerns the part of the event:

OK - FINAL Rnd 3

DECISIONE / STATEMENT

5 s time penalty in the session mentioned above.

MOTIVAZIONE / REASON:

The front fairing of kart mentioned above was not in the correct position (according to technical drawing no. 2d) when the chequered flag was waved and the kart concerned crossed the finish line.
The Stewards impose this penalty after receiving of the relevant report of Judge of Facts and in application of the Art 2.3.3 General Prescriptions CIK-FIA 2020 and the relevant Bulletins.
and in application of the bulletins c of the rpg of the WSK.

Decisione annunciata
Decision announced

Data / Date: **04/07/2020**

Ora / Time: **15:38**

Nome / Name

Firma / Signature

Presidente del Collegio / Chairman of the Panel:

Di Bari Oronzo (ITA)



Membri del Collegio / Members of the Panel:

Chillon Angela (ITA)

Legrottaglie Sante (ITA)

NOTIFICAZIONE AL CONCORRENTE / NOTIFICATION TO THE RELEVANT ENTRANT

Io sottoscritto:
I undersigned: Nome Cognome / personal name

Rappresentante del Concorrente: **VDK RACING**
Representing the Entrant: Nome del Concorrente / Entrant's name

Certifico che sono stato informato del documento No. **48** dai Commissari Sportivi dell'Evento.
Certify that I have been notified of document No. by the Stewards of the Meeting.

Data / Date: Ora / Time: Firma / Signature:



DOCUMENT N° 47

DECISIONE DEI COMMISSARI SPORTIVI STEWARDS' DECISION

PENALITA INFLITTA AL CONCORRENTE (NOME): **LECLERC BY LENNOX RACING**
PENALTY INFLICTED UPON THE ENTRANT (NAME):

NAZIONALITA / NATIONALITY: **GBR**

No.: **262** PILOTA : **GRAY OLIVER**
No.: DRIVER :

Parte dell'evento: **OK - FINAL Rnd 3**
Concerns the part of the event:

DECISIONE / STATEMENT

5 s time penalty in the session mentioned above.

MOTIVAZIONE / REASON:

The front fairing of kart mentioned above was not in the correct position (according to technical drawing no. 2d) when the chequered flag was waved and the kart concerned crossed the finish line.
The Stewards impose this penalty after receiving of the relevant report of Judge of Facts and in application of the Art 2.3.3 General Prescriptions CIK-FIA 2020 and the relevant Bulletins.
and in application of the bulletins c of the rpg of the WSK.

Decisione annunciata
Decision announced

Data / Date: **04/07/2020**

Ora / Time: **15:38**

Nome / Name

Firma / Signature

Presidente del Collegio / Chairman of the Panel:

Di Bari Oronzo (ITA)



Membri del Collegio / Members of the Panel:

Chillon Angela (ITA)

Legrottaglie Sante (ITA)

NOTIFICAZIONE AL CONCORRENTE / NOTIFICATION TO THE RELEVANT ENTRANT

Io sottoscritto:
I undersigned: Nome Cognome / personal name

Rappresentante del Concorrente: **LECLERC BY LENNOX RACING**
Representing the Entrant: Nome del Concorrente / Entrant's name

Certifico che sono stato informato del documento No. **47** dai Commissari Sportivi dell'Evento.
Certify that I have been notified of document No. by the Stewards of the Meeting.

Data / Date: Ora / Time: Firma / Signature:



OK

FINAL Rnd 3 Lap Chart

For information purposes. No official / regulatory value

	1	2	3	4	5	6	7	8	9	10	11	12	13	14	15	16	17	18	19	20	21	22	23	24	25	26	27	28	29	30	31	32	33	34
Grid	210	203	206	255	229	253	220	211	201	254	204	262	207	227	261	298	239	271	249	259	232	233	208	297	252	214	205	237	219	282	209	265	260	222
Start	210	206	203	229	255	220	253	201	211	204	254	207	262	261	227	239	298	271	249	259	232	233	208	252	297	205	214	219	237	282	209	265	260	222
Lap 1 Interval	210	206	203	255	229	253	211	201	254	204	207	227	220	261	271	208	249	298	205	262	239	297	265	252	237	209	260	222	282	219	214	232	259	
Lap 2	0.2	0.6	0.5	0.0	0.1	0.4	0.2	0.3	0.2	0.2	0.3	0.1	0.0	0.2	0.1	0.2	0.0	0.0	0.3	0.1	0.0	0.0	0.2	0.1	0.2	0.1	0.2	0.2	0.0	0.0	0.3	0.1	0.3	
Lap 3	0.2	0.5	0.5	0.4	0.2	0.1	0.3	0.3	0.1	0.2	0.6	0.1	0.1	0.5	0.1	0.4	0.1	0.0	0.1	0.6	0.3	0.2	0.3	0.2	0.0	0.2	0.1	0.1	0.1	0.3	0.8	0.1	0.1	
Lap 4	0.2	0.3	0.7	0.5	0.1	0.3	0.4	0.1	0.4	0.6	0.1	0.1	0.4	0.3	0.2	0.2	0.5	0.8	0.2	0.2	0.3	0.1	0.1	0.1	0.1	0.2	1.2	1.1	0.7	0.1	0.2	0.2	0.7	
Lap 5	0.3	0.1	0.8	0.2	0.2	0.4	0.5	0.4	0.9	0.1	0.2	0.1	0.1	0.1	0.7	0.9	0.3	0.4	0.2	0.4	0.2	0.4	0.0	0.2	0.9	0.3	0.8	0.1	0.2	0.1	0.2	0.1	0.4	
Lap 6	0.4	0.2	0.8	0.4	0.3	0.5	0.5	0.4	0.9	0.4	0.1	1.0	0.1	0.1	0.2	0.7	0.1	0.1	0.4	0.2	0.2	0.2	0.4	0.3	0.8	0.3	0.4	2.0	0.6	0.6	0.2	0.2	0.8	
Lap 7	0.7	0.1	0.7	0.4	0.4	0.7	0.8	0.5	0.7	0.2	0.7	0.3	0.9	0.1	0.1	0.1	0.1	0.6	0.3	0.3	0.1	0.8	0.7	0.2	0.3	0.2	2.3	0.7	1.4	0.4	0.4	0.4	0.4	
Lap 8	1.0	0.3	0.5	0.2	0.6	0.8	0.8	0.5	0.7	0.2	0.9	0.1	0.7	0.3	0.2	0.3	0.2	0.6	0.2	0.4	0.8	1.0	0.1	0.1	0.2	2.0	1.0	1.8	0.4	0.4	0.4	0.4	0.4	
Lap 9	1.1	0.3	0.6	0.2	0.6	0.8	0.9	0.6	0.3	0.4	0.8	0.6	0.3	0.7	0.1	0.8	0.2	0.8	0.2	0.8	0.2	0.1	0.7	0.9	0.2	0.3	0.5	1.4	1.2	1.5	1.5	2.3	2.3	2.3
Lap 10	1.3	0.4	0.6	0.2	0.7	1.0	1.0	0.9	0.0	0.2	0.6	1.1	0.1	0.3	0.5	0.4	0.5	0.6	0.7	0.3	0.6	0.5	0.5	0.5	0.1	1.1	0.6	1.6	1.6	1.2	2.3	2.3	2.3	2.3
Lap 11	1.6	0.4	0.7	0.1	0.9	0.9	1.0	0.6	0.5	0.1	0.2	1.4	0.7	0.1	0.4	0.3	0.7	0.2	1.1	0.4	1.1	0.1	0.1	0.1	0.3	2.1	1.6	1.0	3.2	3.2	3.2	3.2	3.2	3.2
Lap 12	1.8	0.5	0.8	0.1	0.9	1.1	0.9	0.3	1.0	0.1	0.2	1.2	0.7	0.4	0.4	0.2	1.0	0.2	1.1	0.3	1.0	0.2	0.3	0.1	1.9	1.8	0.7	3.9	3.9	3.9	3.9	3.9	3.9	3.9
Lap 13	2.0	0.6	0.8	0.2	0.8	1.2	1.1	0.1	1.0	0.1	0.7	0.1	0.5	0.8	0.6	0.0	0.7	0.3	1.3	0.3	0.9	0.2	0.5	0.4	1.4	1.9	0.7	4.8	4.8	4.8	4.8	4.8	4.8	4.8
Lap 14	2.2	0.8	0.8	0.1	0.9	1.3	0.6	0.6	0.7	1.2	0.0	0.3	0.8	1.0	0.5	0.2	0.4	0.4	1.5	0.2	1.3	0.1	0.4	0.4	1.0	2.3	0.5	5.5	5.5	5.5	5.5	5.5	5.5	5.5
Lap 15	2.4	0.9	0.9	0.1	1.0	1.4	0.3	0.8	0.4	1.5	0.4	0.2	0.7	1.2	0.3	0.6	0.1	0.6	1.5	0.1	1.0	0.4	0.7	0.5	0.5	2.7	0.4	6.2	6.2	6.2	6.2	6.2	6.2	6.2
Lap 16	2.6	1.0	1.3	0.1	0.8	1.6	0.1	1.0	0.2	1.4	0.6	0.2	0.5	1.9	0.0	0.6	0.3	0.3	2.0	0.1	0.5	0.5	1.1	0.2	0.2	2.9	0.4	6.7	6.7	6.7	6.7	6.7	6.7	6.7
Lap 17	2.8	1.1	1.6	0.2	0.5	1.2	0.5	0.6	0.5	1.3	0.8	0.2	0.2	2.0	0.3	0.7	0.4	0.1	2.0	0.1	0.2	0.5	1.5	0.3	0.1	2.8	0.4	7.6	7.6	7.6	7.6	7.6	7.6	7.6
Lap 18	3.1	1.3	1.6	0.2	0.6	0.7	0.9	0.3	0.7	1.2	1.1	0.2	0.2	1.9	0.6	1.3	0.4	0.6	1.9	0.3	0.1	0.2	1.2	0.3	0.7	1.8	0.3	8.3	8.3	8.3	8.3	8.3	8.3	8.3
Lap 19	3.4	1.3	1.8	0.3	0.5	0.4	1.4	0.0	0.8	1.1	1.2	0.5	0.0	1.7	0.8	1.3	0.7	0.7	1.6	1.5	0.1	0.1	0.5	0.2	2.2	0.3	0.2	8.8	8.8	8.8	8.8	8.8	8.8	8.8
Lap 20	3.7	1.4	2.3	0.5	1.8	0.4	0.4	1.1	1.3	0.3	0.4	1.5	0.9	1.3	1.1	0.3	1.8	1.4	0.3	0.1	1.1	0.1	0.1	2.1	0.3	2.6	6.4	6.4	6.4	6.4	6.4	6.4	6.4	6.4
Lap 20	4.0	1.5	2.4	0.2	1.6	0.9	0.1	1.0	1.6	0.4	0.5	1.3	1.0	1.3	1.6	0.0	1.6	1.2	0.4	0.2	1.5	0.1	1.8	0.2	8.1	1.4	1.4	1.4	1.4	1.4	1.4	1.4	1.4	1.4



OK

FINAL Rnd 3

Analysis

For information purposes. No official / regulatory value

Laps	Sector 1	Sector 2	Sector 3	Lap Time	Spd
18	16.426	17.933	14.636	48.995	121
19	16.681	17.870	14.533	49.084	119
20	16.417	17.807	14.513	48.737	119

No.262 GRAY OLIVER

1	18.026	19.693	15.751	53.470	119
2	16.482	18.783	14.808	50.073	120
3	16.636	18.550	14.689	49.875	119
4	16.404	18.250	14.501	49.155	120
5	16.382	17.940	14.684	49.006	120
6	16.374	17.913	14.546	48.833	120
7	16.466	17.933	14.572	48.971	120
8	16.450	17.924	14.643	49.017	119
9	16.440	17.917	14.603	48.960	119
10	16.428	17.929	14.822	49.179	119
11	16.445	17.943	14.634	49.022	119
12	16.525	17.925	14.679	49.129	119
13	16.519	17.947	14.610	49.076	119
14	16.514	18.018	14.676	49.208	119
15	16.506	17.878	14.675	49.059	119
16	16.506	17.894	14.664	49.064	119
17	16.513	17.924	14.732	49.169	119
18	16.570	17.891	14.786	49.247	119
19	16.530	17.855	14.609	48.994	119
20	16.522	17.854	14.911	49.287	119

No.265 DE HAAN ROBERT

1	17.641	19.427	15.270	52.338	121
2	16.543	19.205	14.818	50.566	120
3	16.399	18.195	14.881	49.475	122
4	16.495	18.313	14.873	49.681	120
5	16.599	17.969	14.608	49.176	121

No.271 TRULLI ENZO

1	17.799	19.460	15.048	52.307	121
2	16.504	18.643	14.744	49.891	120
3	16.820	18.163	14.662	49.645	120
4	16.527	18.080	14.623	49.230	120
5	16.583	18.220	14.667	49.470	121
6	16.529	18.138	14.764	49.431	122
7	16.709	18.157	14.678	49.544	120
8	16.539	18.519	14.754	49.812	121
9	16.489	18.038	14.765	49.292	121
10	16.546	18.039	14.798	49.383	120
11	16.844	18.113	14.754	49.711	121
12	16.537	18.012	14.736	49.285	121
13	16.519	18.012	14.785	49.316	121
14	16.502	18.074	14.869	49.445	120
15	16.528	18.024	14.741	49.293	121
16	16.521	18.061	14.803	49.385	121
17	16.531	18.133	14.842	49.506	120
18	16.544	18.023	14.702	49.269	119
19	16.542	18.086	14.673	49.301	120
20	16.553	17.998	14.785	49.336	120

No.282 GRACIA RICARDO

1	18.746	19.243	15.737	53.726	120
2	17.243	19.327	15.127	51.697	117
3	17.240	18.613	14.967	50.820	117
4	17.272	18.842	14.978	51.092	118
5	16.904	18.306	14.943	50.153	117

Laps	Sector 1	Sector 2	Sector 3	Lap Time	Spd
6	16.788	18.459	14.952	50.199	116
7	16.903	18.400	14.933	50.236	117
8	16.897	18.456	15.014	50.367	116
9	16.806	18.293	14.961	50.060	116
10	16.896	18.301	15.007	50.204	116
11	16.829	18.333	14.947	50.109	116
12	16.838	18.401	14.935	50.174	115
13	16.886	18.289	14.977	50.152	115
14	16.844	18.345	14.942	50.131	115
15	16.835	18.257	14.954	50.046	115
16	16.984	18.409	14.973	50.366	115
17	16.921	18.234	14.907	50.062	115
18	16.874	18.278	14.881	50.033	115
19	16.856	18.234	14.838	49.928	116
20	16.900	18.214	14.861	49.975	116

No.297 STADSBADER GILLES

1	17.876	19.960	15.128	52.964	120
2	16.719	19.380	14.952	51.051	120
3	19.093	20.038	15.062	54.193	118
4	16.700	18.375	14.703	49.778	120
5	16.668	18.038	14.675	49.381	118
6	16.535	18.057	14.780	49.372	118
7	16.642	18.029	14.787	49.458	118
8	16.601	18.101	14.787	49.489	118
9	16.661	18.149	14.878	49.688	118
10	16.619	18.126	14.773	49.518	117
11	16.575	18.139	14.812	49.526	118
12	16.588	18.042	14.751	49.381	118
13	16.676	18.113	14.826	49.615	117
14	16.663	18.130	14.810	49.603	117
15	16.587	18.055	14.816	49.458	117
16	16.656	18.044	14.785	49.485	117
17	16.644	18.052	14.814	49.510	118
18	16.601	18.158	14.828	49.587	118
19	16.839	18.035	14.755	49.629	117
20	16.610	18.098	14.808	49.516	117

No.298 LEISTRA LUCA

1	18.147	19.443	15.282	52.872	122
2	16.687	18.804	14.722	50.213	121
3	16.556	18.441	14.647	49.644	119
4	16.476	18.257	14.594	49.327	120
5	16.471	18.023	14.976	49.470	121
6	16.573	18.513	14.624	49.710	119
7	16.528	18.108	14.589	49.225	119
8	16.527	18.749	14.828	50.104	120
9	16.537	18.574	14.773	49.884	120
10	16.516	18.127	14.787	49.430	120
11	16.557	18.188	14.709	49.454	120
12	16.537	18.143	14.767	49.447	120
13	16.555	18.130	14.717	49.402	120
14	16.529	18.156	14.716	49.401	121
15	16.591	18.186	14.806	49.583	118
16	16.649	18.153	14.805	49.607	118
17	16.883	18.570	14.772	50.225	119
18	16.608	18.048	14.743	49.399	118
19	16.651	18.129	14.692	49.472	118
20	16.612	18.112	14.691	49.415	119






OK

FINAL Rnd 3

Starting Grid

Document 30

260	WURZ CHARLIE EXPRIT / VORTEX / BRIDG		17	222	WHARTON JAMES PAROLIN / TM RACING / BRIDG	
209	LOVINFOSSE LOLA TONY KART / VORTEX / BRIDG		16	265	DE HAAN ROBERT ENERGY CORSE / TM RACING / BRIDG	
219	BERGMEISTER JAKOB TONY KART / VORTEX / BRIDG		15	282	GRACIA RICARDO PRAGA / TM RACING / BRIDG	
205	THOMPSON HARRY KR / IAME / BRIDG		14	237	JANSSON CASPER TONY KART / VORTEX / BRIDG	
252	SIVERHOLM WILLIAM TONY KART / VORTEX / BRIDG		13	214	ROUSSEAU RICCI FLORIAN KR / IAME / BRIDG	
208	VAN HOEPEN LAURENS KR / IAME / BRIDG		12	297	STADSBADER GILLES EXPRIT / TM / BRIDG	
232	CUMAN NICOLO' PAROLIN / IAME / BRIDG		11	233	RESSICO D ALOISIO LORENZO KR / IAME / BRIDG	
249	DEGNBOL NOAH TONY KART / VORTEX / BRIDG		10	259	SIKSNELIS KAJUS EXPRIT / VORTEX / BRIDG	
239	RAVENSCROFT CLAYTON BIREL ART / TM RACING / BRIDG		9	271	TRULLI ENZO KR / IAME / BRIDG	
261	DAY JAMIE BIREL ART / TM RACING / BRIDG		8	298	LEISTRA LUCA EXPRIT / TM / BRIDG	
207	PATRESE LORENZO KR / IAME / BRIDG		7	227	TEN BRINKE THOMAS KOSMIC / VORTEX / BRIDG	
204	MARTI SOBREPORA JOSEP MARIA KR / IAME / BRIDG		6	262	GRAY OLIVER BIREL ART / TM RACING / BRIDG	
201	REVESZ LEVENTE KR / IAME / BRIDG		5	254	TRAVISANUTTO LORENZO TONY KART / VORTEX / BRIDG	
220	MORGATTO ALVARENGA MATHEUS PAROLIN / TM RACING / BRIDG		4	211	ANDREASSON NORTON TONY KART / VORTEX / BRIDG	
229	CAMARA RAFA EXPRIT / TM RACING / BRIDG		3	253	TURNEY JOE TONY KART / VORTEX / BRIDG	
206	BARNARD TAYLOR KR / IAME / BRIDG		2	255	HILTBRAND PEDRO TONY KART / VORTEX / BRIDG	
210	BEDRIN NIKITA TONY KART / VORTEX / BRIDG		1	203	ANTONELLI ANDREA KIMI KR / IAME / BRIDG	

POLE POSITION

