

DKM
DEUTSCHE KART-MEISTERSCHAFT



Ergebnisse Results DSKM

INT. ADAC-KARTRENNEN

GENK

02. - 04. August 2019

- Deutsche Kart-Meisterschaft (DKM)
- Deutsche Junioren-Kart-Meisterschaft (DJKM)
- Deutsche Schaltkart-Meisterschaft (DSKM)
- DMSB-Schaltkart-Cup (DSKC)
- Deutsche Elektro-Kart-Meisterschaft (DEKM)

vorläufig - ohne Gewähr

Pos	StNr.	Fahrer	Nation	Bewerber/Sponsor	Nation	Lizenz B-Lizenz	Chassis/Motor/Reifen	Siege	Gesamt- punkte	Lonato				Wackersdorf				Kerpen				Genk			
										TQ	Heats	Race 1	Race 2	TQ	Heats	Race 1	Race 2	TQ	Heats	Race 1	Race 2	TQ	Heats	Race 1	Race 2
1	203	Pex, Stan	NLD	SP Motorsport	NLD	31772 47253	Kart Republic / TM / Vega	4	208	7	20	6	5	10	13	25	1	15	25	25	3	15	13	25	
2	201	Federer, Fabian	ITA	SRP Racing Team	DEU	353643 KBF1156791	Maranello / TM / Vega	1	144	5	15	25	20	9	20	*	5	10	11	11	5	8			
3	234	Longhi, Riccardo	ITA	BIREL ART RACING KSW	AUT	296344 BK102	Birel Art / TM / Vega	2	138	3	10			12	25	20		6	16		10	25	11		
4	202	Pex, Jorrit	NLD	SP Motorsport	NLD	27382 47253	Kart Republic / TM / Vega		133		13	13		3	16		3	12	20		1	12	20	20	
5	210	Denner, Emilien	FRA	CPB SPORT	FRA	141283E1 232241	SODI / TM / Vega		124	1	8	8	11	8	16	11		9	13			7	16	16	
6	221	Iglesias, Jérémy	FRA	RS Schumacher Racing Team	DEU	187987 KBF1067587	IPK Praga / IAME / Vega	1	93	6	16	25		1	10	13		5	13			4			
7	231	Milell, Noah	SWE	JP RACING	SWE	200007286719 105	Exprit / Vortex / Vega		72	12				3	7	9	8		8	9	6	4	6		
8	235	Marseglia, Leonardo Giuseppe	ITA	BIREL ART RACING KSW	AUT	336013 BK102	Birel Art / TM / Vega		70	5		3		1	9			4	16	20		2	8	2	
9	216	Tornqvist Persson, Benjamin	SWE	CRG Holland	NLD	199810314592 15521	CRG / TM / Vega		69		1	16		15	11	10			8			1		7	
10	204	Schmitz, Alexander	DEU	Renda Motorsport	ITA	322880 33495	Tony Kart / Vortex / Vega		64	3	10	9		4	4	6			3			9	7	9	
11	220	Tubben, Max	NLD	CRG Holland	NLD	119783 15521	CRG / TM / Vega		59	2	11	7		5	5			7	10	4		3	5		
12	209	Nomblot, Jean	FRA	CPB SPORT	FRA	232241 119783	SODI / TM / Vega		56	9		10		2	4			7			3	11	10		
13	222	Paul, Maximilian	DEU	DR SRL	ITA	IKB1140086 296449	DR / Modena / Vega		55	4	9	1		1	7			6				5	9	13	
14	215	Matisic, André	DEU	Solgat Motorsport	DEU	IKB1083048 KBF1079882	Birel Art / TM / Vega		41	1	3			6	6				5			6	10	4	
15	225	Talas, Jakub	CZE	JOKA RACING	CZE	19AS0135 19AT01111	Birel Art / TM / Vega		40					3	3			3	8	10		5	8		
16	232	Luyet, Jean	CHE	CRG Holland	NLD	505028 15521	CRG / TM / Vega		30		2				7			4	9			2	6		
17	277	Javurek, Dominik	CZE	JOKA RACING	CZE	19AS0193 19AT01111	Birel Art / TM / Vega		27					5	8	2		2	7					3	
18	230	Tonteri, Paavo	FIN	TB Racing Team	DEU	31303491 KBF1116906	KR / IAME / Vega		15		4	8		2	1										
19	229	Hold, Christoph	AUT	Hold Maranello Racing Team	AUT	JK2017 BK003	Maranello / TM / Vega		10		5	4												1	
20	233	Luyet, Samuel	CHE	CRG Holland	NLD	505064 15521	CRG / TM / Vega		9		7								2						
21	223	Davies, Dylan	NLD	DR SRL	ITA	19701 296449	DR / Modena / Vega		8			5							2	1					
22	211	Curto, Alessio	DEU	Valier Motorsport	DEU	IKC1125805 KBF1063735	SODI / TM / Vega		6		6														
23	217	Karlshøj, Lasse	DNK	LE Racing Eddie Le Fèvre	DNK	40346 39981	Kosmic / Vortex / Vega		5									5							
24	213	Lundberg, Douglas	SWE	Bamberger Karttracing	DEU	199109174053 KBF1197896	Luxor / TM / Vega		4											3			1		
25	226	Netiagovskii, Daniel	CZE	GREGOR KART S.R.O.	CZE	19AS0200 19AT00491	CRG / TM / Vega		2			2													
26	227	Horn, Moritz	DEU	CPB SPORT	FRA	IKB1132818 232241	SODI / TM / Vega		2									1	1						

R 20 OSKM (KZ2) Race 2

Strecke / track: 1360m

fastest Lap Stan PEX at: 0:51,460

started: 33 classified: 33 not classified: 0 not started: 1

Pos	Str. Nr.	Fahrer Driver	Nation	Bewerber / Sponsor	Nation	Lizenz R-Lizenz	Chassis / Motor / Reifen	Points	Penalty	Runden Laps	Gesamtzeit Differenz	Abstand Gap	beste Runde best Lap	in R. in L.	o Geschw. o Speed
1	203	PEX, Stan	NLD	SP Motorsport	NLD	31772 47253	Kart Republic / TM / Vega	25		19	16:34,987		0:51,460	16	93,5 km/h 95,1 km/h
2	202	PEX, Jorrit	NLD	SP Motorsport	NLD	27382 47253	Kart Republic / TM / Vega	20		19	16:38,500 0:03,513	0:03,513	0:51,819	16	93,2 km/h 94,5 km/h
3	210	DENNER, Emilien	FRA	CPB SPORT	FRA	141283E1 232241	SODI / TM / Vega	16		19	16:39,636 0:04,649	0:01,136	0:51,892	6	93,1 km/h 94,3 km/h
4	222	PAUL, Maximilian	DEU	DR SRL	ITA	IKB1140086 296449	DR / Modena / Vega	13		19	16:40,068 0:05,081	0:00,432	0:51,923	14	93 km/h 94,3 km/h
5	273	VAN LEEUWEN, Martijn	NLD	KR Motorsport srl	ITA	30816 436754	Kart Republic / Iame / Vega	*		19	16:40,671 0:05,684	0:00,603	0:51,867	18	93 km/h 94,4 km/h
6	272	DREEZEN, Rick	BEL	KR Motorsport srl	ITA	800757 436754	KR / Iame / Vega	*		19	16:41,686 0:06,699	0:01,015	0:52,011	17	92,9 km/h 94,1 km/h
7	234	LONGHI, Riccardo	ITA	BIREL ART RACING KSW	AUT	296344 BK102	Birel Art / TM / Vega	11		19	16:42,257 0:07,270	0:00,571	0:52,040	9	92,8 km/h 94,1 km/h
8	209	NOMBLLOT, Jean	FRA	CPB SPORT	FRA	119783 232241	SODI / TM / Vega	10		19	16:42,952 0:07,965	0:00,695	0:52,113	14	92,8 km/h 93,9 km/h
9	204	SCHMITZ, Alexander	DEU	Renda Motorsport	ITA	IKA1120614 322880	Tony Kart / Vortex / Vega	9		19	16:43,464 0:08,477	0:00,512	0:52,006	13	92,7 km/h 94,1 km/h
10	268	SPECKEN, Guust	NLD	Guust Specken	NLD	33443 33443	Birel / Vortex / Vega	*		19	16:43,589 0:08,602	0:00,125	0:51,962	7	92,7 km/h 94,2 km/h
11	225	TALAS, Jakub	CZE	JOKA RACING	CZE	19AS0135 19AT01111	Birel Art / TM / Vega	8		19	16:46,371 0:11,384	0:02,782	0:52,222	12	92,4 km/h 93,8 km/h
12	216	TORNQVIST PERSSON, Benjamin	SWE	CRG Holland	NLD	199810314592 15521	CRG / TM / Vega	7		19	16:47,361 0:12,374	0:00,990	0:51,974	6	92,3 km/h 94,2 km/h
13	232	LUYET, Jean	CHE	CRG Holland	NLD	505028 15521	CRG / TM / Vega	6		19	16:48,008 0:13,021	0:00,647	0:52,106	6	92,3 km/h 94 km/h
14	220	TUBBEN, Max	NLD	CRG Holland	NLD	33495 15521	CRG / TM / Vega	5		19	16:48,695 0:13,708	0:00,687	0:52,294	12	92,2 km/h 93,6 km/h
15	215	MATISIC, André	DEU	Solgat Motorsport	DEU	IKB1083048 KBF1079882	Birel Art / TM / Vega	4		19	16:49,582 0:14,595	0:00,887	0:52,231	13	92,1 km/h 93,7 km/h
16	277	JAVUREK, Dominik	CZE	JOKA RACING	CZE	19AS0193 19AT01111	Birel Art / TM / Vega	3		19	16:49,771 0:14,784	0:00,189	0:52,218	15	92,1 km/h 93,8 km/h
17	235	MARSEGLIA, Leonardo Giuseppe	ITA	BIREL ART RACING KSW	AUT	336013 BK102	Birel Art / TM / Vega	2		19	16:50,270 0:15,283	0:00,499	0:52,224	14	92,1 km/h 93,8 km/h
18	259	SJOKVIST, Isak	SWE	ENERGY CORSE S.R.L.	ITA	200108127572 295423	Energy / TM / Vega	*		19	16:52,014 0:17,027	0:01,744	0:52,336	15	91,9 km/h 93,5 km/h
19	229	HOLD, Christoph	AUT	Hold Maranello Racing Team	AUT	JK2017 BK003	Maranello / TM / Vega	1		19	16:52,747 0:17,760	0:00,733	0:52,382	15	91,9 km/h 93,5 km/h
20	231	MILELL, Noah	SWE	JP RACING	SWE	200007286719 105	Exprit / Vortex / Vega	0	5 sec.	19	16:53,909 0:18,922	0:01,162	0:52,131	15	91,7 km/h 93,9 km/h
21	223	DAVIES, Dylan	NLD	DR SRL	ITA	19701 296449	DR / Modena / Vega	0		19	16:54,193 0:19,206	0:00,284	0:52,464	11	91,7 km/h 93,3 km/h
22	270	SKÄRAS, Emil	SWE	ENERGY CORSE S.R.L.	ITA	199805302198 295423	Energy / TM / Vega	*	5 sec.	19	16:54,234 0:19,247	0:00,041	0:52,163	14	91,7 km/h 93,9 km/h
23	271	GLERUM, Robin	NLD	Dirk Glerum	NLD	40449 42552	Birel ART / TM / Vega	*		19	16:54,760 0:19,773	0:00,526	0:52,360	17	91,7 km/h 93,5 km/h
24	263	TABAKOVIC, Ronny	DEU	C.K.R Srl	ITA	IKC1148046 300098	CKR / TM / Vega	*		19	16:54,868 0:19,881	0:00,108	0:52,232	17	91,7 km/h 93,7 km/h
25	269	TANDON, Keawn	USA	DR SRL	ITA	K1911-SK-19 296449	DR / MODENA / Vega	*		19	16:56,853 0:21,866	0:01,985	0:52,425	9	91,5 km/h 93,4 km/h
26	219	SJÖBERG, Jesper	SWE	CRG Holland	NLD	199910020057 15521	CRG / TM / Vega	0		19	16:57,043 0:22,056	0:00,190	0:52,203	9	91,5 km/h 93,8 km/h
27	207	GUSTAVSSON, Viktor	SWE	JP RACING	SWE	200404260150 105	Exprit / Vortex / Vega	0		19	16:57,130 0:22,143	0:00,087	0:52,518	7	91,5 km/h 93,2 km/h
28	208	MROSEK, Michael	DEU	Team AK-Racing	AUT	IKC1131164 BK005	Intrepid / TM / Vega	0		19	16:59,393 0:24,406	0:02,263	0:52,653	14	91,3 km/h 93 km/h
29	233	LUYET, Samuel	CHE	CRG Holland	NLD	505064 15521	CRG / TM / Vega	0	5 sec.	19	17:00,766 0:25,779	0:01,373	0:52,286	5	91,1 km/h 93,6 km/h
30	236	LANG, Hannah	GBR	MK Racing	GBR	212874 273486	Tony Kart / Vortex / Vega	0		19	17:03,155 0:28,168	0:02,389	0:52,932	10	90,9 km/h 92,5 km/h
31	264	CYPERS, Thomas	BEL	Thomas Cypers	BEL	909073 909073	CKR / IAME / Vega	*		10	9:03,592 9 R	9 R	0:52,335	5	90,1 km/h 93,6 km/h
32	221	IGLESIAS, Jérémy	FRA	RS Schumacher Racing Team	DEU	187987 KBF1067587	IPK Praga / IAME / Vega	0		3	2:50,960 16 R	7 R	0:52,900	3	85,9 km/h 92,6 km/h
33	213	LUNDBERG, Douglas	SWE	Bamberger Karttracing	DEU	199109174053 KBF1197896	Luxor / TM / Vega	0		0	0:04,305 19 R	3 R			
the following drivers did not start.															
DNS	201	FEDERER, Fabian	ITA	SRP Racing Team	DEU	353643 KBF1156791	Maranello / TM / Vega			DNS					

StNr. 231,270,233 5 sec penalty Frontfairing

Rennleitung: Volker Ehekircher Racedirektor: Horst Seidel

Sportkommissare: Nikolas Spaderna / Ulrich Bell / Hans-Willi Baumgarten


Techn. Kommissare: Hans-Jürgen Dangers / M. Grasshoff / C. Schmidt / J. Lawinger / K.L. Rusczyński / H.-W. Schäfer / A. Sengpiel



Zeitnahme: KART-DATA timing service Franz Schieszler

Zeitnahme / timekeeping

control
Franz Schieszler

freigegeben: 14:09:48




DEUTSCHE KART-MEISTERSCHAFT

Round 4: 02 - 04 / 08 / 2019

KARTING GENK (BEL)







DMSB

DMSB RegNr 166/19

R 20 DSKM (KZ2) Race 2

Fahrername Driver	Pex Stan	Pex Jorrit	Denner Emilien	Paul Maximilian	Van Leeuwen Martijn	Dreezen Rick	Longhi Riccardo	Nombiot Jean	Schmitz Alexander	Specken Guust	Talas Jakub	Persson Benjamin
schnellste Runde in Runde	0:51,460 Rn. 16	0:51,819 Rn. 16	0:51,892 Rn. 6	0:51,923 Rn. 14	0:51,867 Rn. 18	0:52,011 Rn. 17	0:52,040 Rn. 9	0:52,113 Rn. 14	0:52,006 Rn. 13	0:51,962 Rn. 7	0:52,222 Rn. 12	0:51,974 Rn. 6
Speed	95,1 km/h	94,5 km/h	94,3 km/h	94,3 km/h	94,4 km/h	94,1 km/h	94,1 km/h	93,9 km/h	94,1 km/h	94,2 km/h	93,8 km/h	94,2 km/h
Lap 1	0:55,477	0:56,267	0:55,595	0:55,927	0:55,678	0:57,442	0:53,759	0:56,493	0:56,343	0:58,067	0:56,744	0:58,645
Lap 2	0:53,954	0:53,892	0:53,883	0:53,637	0:54,531	0:52,987	0:52,952	0:53,906	0:53,932	0:53,667	0:53,765	0:54,016
Lap 3	0:53,429	0:53,321	0:53,631	0:53,319	0:53,426	0:52,640	0:52,524	0:52,975	0:52,715	0:53,440	0:53,810	0:52,911
Lap 4	0:52,331	0:52,656	0:52,673	0:53,129	0:53,449	0:52,588	0:52,253	0:53,526	0:53,482	0:52,099	0:52,751	0:52,818
Lap 5	0:51,975	0:52,178	0:52,057	0:52,292	0:52,346	0:52,288	0:52,170	0:52,371	0:52,496	0:52,640	0:52,268	0:52,862
Lap 6	0:51,753	0:52,128	0:51,892	0:51,967	0:52,139	0:52,107	0:52,073	0:52,119	0:52,353	0:52,139	0:52,550	0:51,974
Lap 7	0:51,970	0:52,017	0:52,022	0:51,992	0:51,954	0:52,026	0:52,382	0:52,204	0:52,259	0:51,962	0:52,234	0:52,202
Lap 8	0:51,913	0:51,991	0:51,954	0:52,151	0:52,045	0:52,198	0:52,076	0:52,227	0:52,205	0:52,303	0:52,585	0:52,056
Lap 9	0:51,679	0:51,933	0:51,993	0:51,951	0:52,033	0:52,096	0:52,040	0:52,195	0:52,248	0:52,086	0:52,420	0:52,061
Lap 10	0:51,704	0:51,846	0:52,099	0:51,955	0:51,961	0:52,067	0:52,122	0:52,149	0:52,196	0:52,071	0:52,303	0:52,710
Lap 11	0:51,722	0:51,874	0:52,011	0:52,075	0:52,060	0:52,183	0:52,069	0:52,213	0:52,207	0:52,098	0:52,340	0:53,050
Lap 12	0:51,773	0:52,011	0:52,160	0:51,937	0:52,010	0:52,162	0:52,112	0:52,178	0:52,009	0:52,276	0:52,222	0:52,089
Lap 13	0:51,696	0:51,957	0:52,370	0:51,955	0:51,894	0:52,059	0:52,633	0:52,165	0:52,006	0:52,117	0:52,303	0:52,084
Lap 14	0:51,701	0:52,261	0:52,343	0:51,923	0:51,912	0:52,051	0:52,678	0:52,113	0:52,082	0:52,044	0:52,278	0:52,127
Lap 15	0:51,610	0:51,964	0:52,161	0:52,352	0:52,239	0:52,053	0:54,021	0:52,244	0:52,210	0:52,106	0:52,239	0:52,037
Lap 16	0:51,460	0:51,819	0:51,899	0:52,036	0:53,015	0:52,383	0:52,237	0:52,191	0:52,291	0:51,990	0:52,281	0:52,196
Lap 17	0:51,896	0:51,881	0:52,306	0:52,025	0:51,871	0:52,011	0:52,199	0:52,171	0:52,161	0:52,022	0:52,822	0:52,707
Lap 18	0:51,826	0:51,887	0:51,952	0:52,088	0:51,867	0:52,148	0:52,176	0:52,159	0:52,231	0:52,032	0:52,224	0:52,087
Lap 19	0:52,272	0:52,128	0:52,133	0:52,141	0:52,004	0:52,254	0:52,292	0:52,292	0:52,446	0:52,373	0:52,436	0:52,035








DEUTSCHE KART-MEISTERSCHAFT

Round 4: 02 - 04 / 08 / 2019

KARTING GENK (BEL)

DMSB

DMSB RegNr 166/19

R 20 DSKM (KZ2) Race 2

Fahrername Driver	Luyet Jean	Tubben Max	Matfisc André	Javurek Domimik	Leonardo Giuseppe	Sjokvist Isak	Hold Christoph	Milell Noah	Davies Dylan	Skárás Emil	Glerum Robin	Tabankovic Ronny
schnellste Runde in Runde	0:52,106 Rn. 6	0:52,294 Rn. 12	0:52,231 Rn. 13	0:52,218 Rn. 15	0:52,224 Rn. 14	0:52,336 Rn. 15	0:52,382 Rn. 15	0:52,131 Rn. 15	0:52,464 Rn. 11	0:52,163 Rn. 14	0:52,360 Rn. 17	0:52,232 Rn. 17
Speed	94,0 km/h	93,6 km/h	93,7 km/h	93,8 km/h	93,8 km/h	93,5 km/h	93,5 km/h	93,9 km/h	93,3 km/h	93,9 km/h	93,5 km/h	93,7 km/h
Lap 1	0:58,876	0:57,561	0:56,009	0:58,078	0:57,598	0:59,253	0:58,937	0:58,018	0:58,301	0:56,553	0:58,698	0:59,599
Lap 2	0:53,808	0:54,062	0:55,249	0:54,062	0:54,506	0:54,125	0:54,524	0:54,373	0:54,572	0:54,273	0:54,066	0:55,081
Lap 3	0:52,891	0:52,969	0:53,595	0:53,274	0:54,026	0:52,984	0:52,958	0:53,678	0:52,942	0:53,304	0:53,352	0:53,807
Lap 4	0:52,725	0:52,576	0:53,055	0:52,992	0:52,889	0:53,341	0:53,141	0:53,130	0:52,984	0:52,889	0:53,361	0:52,882
Lap 5	0:52,383	0:52,714	0:53,402	0:52,717	0:53,828	0:53,036	0:53,093	0:52,387	0:52,689	0:52,739	0:52,797	0:52,637
Lap 6	0:52,106	0:52,576	0:52,430	0:52,579	0:52,444	0:52,540	0:52,432	0:52,192	0:52,508	0:53,028	0:52,687	0:52,822
Lap 7	0:52,206	0:52,396	0:52,268	0:52,450	0:52,734	0:53,304	0:52,671	0:53,027	0:52,517	0:52,637	0:53,315	0:52,889
Lap 8	0:52,315	0:52,404	0:52,612	0:52,456	0:52,556	0:52,411	0:52,685	0:52,290	0:52,806	0:52,397	0:52,651	0:52,322
Lap 9	0:52,197	0:52,348	0:52,481	0:52,308	0:52,776	0:52,680	0:52,563	0:52,237	0:52,583	0:52,265	0:52,534	0:52,372
Lap 10	0:52,163	0:52,740	0:52,647	0:52,367	0:52,471	0:52,494	0:52,642	0:52,280	0:52,653	0:52,386	0:52,654	0:52,347
Lap 11	0:52,268	0:52,409	0:54,005	0:52,472	0:52,437	0:52,545	0:52,483	0:53,153	0:52,464	0:52,319	0:52,543	0:52,493
Lap 12	0:52,207	0:52,294	0:52,353	0:52,219	0:52,364	0:52,540	0:52,562	0:52,213	0:52,594	0:52,234	0:52,482	0:52,407
Lap 13	0:52,217	0:52,295	0:52,231	0:52,237	0:52,324	0:52,360	0:52,482	0:52,194	0:52,489	0:52,188	0:52,472	0:52,300
Lap 14	0:52,201	0:52,357	0:52,240	0:52,328	0:52,224	0:52,397	0:52,482	0:52,211	0:52,851	0:52,163	0:52,549	0:52,234
Lap 15	0:52,329	0:52,393	0:52,288	0:52,218	0:52,269	0:52,336	0:52,382	0:52,131	0:53,315	0:52,310	0:53,250	0:53,038
Lap 16	0:52,190	0:52,353	0:52,333	0:52,465	0:52,425	0:52,466	0:52,383	0:52,319	0:52,601	0:52,202	0:53,470	0:53,559
Lap 17	0:54,126	0:53,127	0:52,402	0:52,493	0:52,404	0:52,430	0:52,453	0:52,280	0:52,554	0:54,093	0:52,360	0:52,232
Lap 18	0:52,371	0:52,645	0:52,493	0:52,336	0:52,290	0:52,457	0:52,516	0:52,783	0:52,577	0:53,762	0:52,386	0:52,431
Lap 19	0:52,172	0:52,480	0:52,416	0:52,237	0:52,311	0:52,548	0:52,575	0:52,413	0:52,508	0:52,300	0:52,605	0:52,406

R 20 DSKM (KZ2) Race 2



Fahrername Driver	Tandon Keawn	Sjöberg Jesper	Gustavsson Viktor	Mrosek Michael	Luyet Samuel	Lang Hannah	Cypers Thomas	Iglesias Jérémy	Lundberg Douglas
schnellste Runde in Runde	0:52,425 Rn. 9	0:52,203 Rn. 9	0:52,518 Rn. 7	0:52,653 Rn. 14	0:52,286 Rn. 5	0:52,932 Rn. 10	0:52,335 Rn. 5	0:52,900 Rn. 3	
Speed	93,4 km/h	93,8 km/h	93,2 km/h	93,0 km/h	93,6 km/h	92,5 km/h	93,6 km/h	92,6 km/h	
Lap 1	0:58,916	1:02,835	1:00,242	0:59,675	0:59,443	0:58,940	1:06,891	0:59,966	
Lap 2	0:54,562	0:53,312	0:54,342	0:54,955	0:54,847	0:54,600	0:53,064	0:54,223	
Lap 3	0:53,256	0:52,955	0:53,152	0:53,840	0:53,122	0:53,274	0:52,692	0:52,900	
Lap 4	0:52,817	0:52,560	0:52,996	0:52,995	0:52,991	0:53,548	0:52,476		
Lap 5	0:52,811	0:52,617	0:52,630	0:52,712	0:52,286	0:52,974	0:52,335		
Lap 6	0:52,580	0:52,862	0:53,133	0:52,775	0:52,494	0:52,940	0:52,350		
Lap 7	0:52,757	0:53,224	0:52,518	0:53,073	0:52,553	0:53,430	0:52,367		
Lap 8	0:53,285	0:52,436	0:52,764	0:53,140	0:52,743	0:53,704	0:52,462		
Lap 9	0:52,425	0:52,203	0:52,595	0:53,080	0:52,411	0:53,145	0:52,400		
Lap 10	0:52,512	0:52,295	0:52,579	0:52,787	0:52,623	0:52,932	0:52,497		
Lap 11	0:52,556	0:52,423	0:52,562	0:52,892	0:52,471	0:53,042			
Lap 12	0:52,585	0:52,682	0:53,561	0:52,787	0:52,546	0:52,992			
Lap 13	0:52,748	0:52,407	0:52,648	0:52,706	0:52,540	0:53,160			
Lap 14	0:52,888	0:52,444	0:52,526	0:52,653	0:52,488	0:53,068			
Lap 15	0:52,971	0:52,497	0:52,624	0:52,711	0:53,084	0:53,096			
Lap 16	0:53,518	0:53,734	0:53,242	0:52,697	0:54,095	0:53,220			
Lap 17	0:52,629	0:52,391	0:52,785	0:52,835	0:52,426	0:53,030			
Lap 18	0:52,701	0:53,219	0:52,785	0:52,664	0:52,626	0:53,122			
Lap 19	0:53,055	0:53,111	0:52,821	0:53,013	0:52,504	0:53,456			



DMSB RegNr 166/19

R 20 DSKM (K22) Race 2


Ziel		Sektion 1		Sektion 2		Sektion 3	
Fahrername	Zeit	Fahrername	Zeit	Fahrername	Zeit	Fahrername	Zeit
1 203 Pex,Stan	0:51,460	203 Pex,Stan	0:20,388	203 Pex,Stan	0:15,492	234 Longhi,Riccardo	0:14,502
2 202 Pex,Jorrit	0:51,819	202 Pex,Jorrit	0:20,498	222 Paul,Maximilian	0:15,592	203 Pex,Stan	0:15,580
3 273 Van Leeuwen,Martijn	0:51,867	210 Denner,Emilien	0:20,569	202 Pex,Jorrit	0:15,600	202 Pex,Jorrit	0:15,643
4 210 Denner,Emilien	0:51,892	273 Van Leeuwen,Martijn	0:20,570	210 Denner,Emilien	0:15,600	210 Denner,Emilien	0:15,665
5 222 Paul,Maximilian	0:51,923	216 Tornqvist Persson,Benja	0:20,579	234 Longhi,Riccardo	0:15,600	273 Van Leeuwen,Martijn	0:15,681
6 268 Specken,Guust	0:51,962	234 Longhi,Riccardo	0:20,581	204 Schmitz,Alexander	0:15,601	222 Paul,Maximilian	0:15,691
7 216 Tornqvist Persson,Benja	0:51,974	222 Paul,Maximilian	0:20,584	273 Van Leeuwen,Martijn	0:15,604	268 Specken,Guust	0:15,693
8 204 Schmitz,Alexander	0:52,006	268 Specken,Guust	0:20,592	268 Specken,Guust	0:15,623	216 Tornqvist Persson,Benja	0:15,698
9 272 Dreezen,Rick	0:52,011	232 Luyet,Jean	0:20,613	272 Dreezen,Rick	0:15,632	272 Dreezen,Rick	0:15,706
10 234 Longhi,Riccardo	0:52,040	272 Dreezen,Rick	0:20,617	231 Millell,Noah	0:15,638	204 Schmitz,Alexander	0:15,709
11 232 Luyet,Jean	0:52,106	220 Tubben,Max	0:20,625	216 Tornqvist Persson,Benja	0:15,645	270 Skäras,Emil	0:15,714
12 209 Nombiot,Jean	0:52,113	209 Nombiot,Jean	0:20,639	219 Sjöberg,Jesper	0:15,651	231 Millell,Noah	0:15,724
13 231 Millell,Noah	0:52,131	204 Schmitz,Alexander	0:20,644	209 Nombiot,Jean	0:15,653	209 Nombiot,Jean	0:15,725
14 270 Skäras,Emil	0:52,163	225 Talas,Jakub	0:20,658	232 Luyet,Jean	0:15,672	232 Luyet,Jean	0:15,747
15 219 Sjöberg,Jesper	0:52,203	270 Skäras,Emil	0:20,659	263 Tabakovic,Ronny	0:15,674	235 Marssegia,Leonardo Giu	0:15,767
16 277 Javurek,Dominik	0:52,218	264 Cypers,Thomas	0:20,670	225 Talas,Jakub	0:15,687	219 Sjöberg,Jesper	0:15,769
17 225 Talas,Jakub	0:52,222	235 Marssegia,Leonardo Giu	0:20,684	277 Javurek,Dominik	0:15,696	277 Javurek,Dominik	0:15,779
18 235 Marssegia,Leonardo Giu	0:52,224	231 Millell,Noah	0:20,685	270 Skäras,Emil	0:15,697	215 Matisic,André	0:15,795
19 215 Matisic,André	0:52,231	277 Javurek,Dominik	0:20,686	233 Luyet,Samuel	0:15,705	225 Talas,Jakub	0:15,805
20 263 Tabakovic,Ronny	0:52,232	215 Matisic,André	0:20,690	215 Matisic,André	0:15,714	263 Tabakovic,Ronny	0:15,811
21 233 Luyet,Samuel	0:52,286	219 Sjöberg,Jesper	0:20,701	264 Cypers,Thomas	0:15,715	220 Tubben,Max	0:15,812
22 220 Tubben,Max	0:52,294	233 Luyet,Samuel	0:20,703	235 Marssegia,Leonardo Giu	0:15,716	264 Cypers,Thomas	0:15,812
23 264 Cypers,Thomas	0:52,335	263 Tabakovic,Ronny	0:20,717	271 Glerum,Robin	0:15,717	259 Sjökvist,Isak	0:15,813
24 259 Sjökvist,Isak	0:52,336	229 Hold,Christoph	0:20,722	220 Tubben,Max	0:15,719	271 Glerum,Robin	0:15,819
25 271 Glerum,Robin	0:52,360	223 Davies,Dylan	0:20,729	229 Hold,Christoph	0:15,731	233 Luyet,Samuel	0:15,824
26 229 Hold,Christoph	0:52,382	207 Gustavsson,Viktor	0:20,734	223 Davies,Dylan	0:15,732	223 Davies,Dylan	0:15,850
27 269 Tandon,Keawn	0:52,425	271 Glerum,Robin	0:20,741	259 Sjökvist,Isak	0:15,749	229 Hold,Christoph	0:15,854
28 223 Davies,Dylan	0:52,464	269 Tandon,Keawn	0:20,758	269 Tandon,Keawn	0:15,764	269 Tandon,Keawn	0:15,871
29 207 Gustavsson,Viktor	0:52,518	259 Sjökvist,Isak	0:20,769	208 Mrosek,Michael	0:15,790	207 Gustavsson,Viktor	0:15,881
30 208 Mrosek,Michael	0:52,653	208 Mrosek,Michael	0:20,785	207 Gustavsson,Viktor	0:15,810	208 Mrosek,Michael	0:15,900
31 221 Iglesias,Jérémy	0:52,900	236 Lang,Hannah	0:20,857	236 Lang,Hannah	0:15,852	221 Iglesias,Jérémy	0:15,996
32 236 Lang,Hannah	0:52,932	221 Iglesias,Jérémy	0:20,882	221 Iglesias,Jérémy	0:16,022	236 Lang,Hannah	0:16,032
33 213 Lundberg,Douglas		213 Lundberg,Douglas		213 Lundberg,Douglas		213 Lundberg,Douglas	

DEUTSCHE KART-MEISTERSCHAFT

Round 4: 02 - 04 / 08 / 2019

KARTING GENK (BEL)





DMSB RegNr 166/19

R 20 DSKM (KZ2) Race 2

Die schnellsten Zeiten

Ort	Nr. Fahrername	Zeit	Streckenl.	Ø Speed
Ziel	203 Pex,Stan	0:51,460	1360 m	95,1 km/h
Sektion 1	203 Pex,Stan	0:20,388	548 m	96,8 km/h
Sektion 2	203 Pex,Stan	0:15,492	366 m	85,1 km/h
Sektion 3	234 Longhi,Riccardo	0:14,502	446 m	110,7 km/h


	Snr.203 Pex,Stan NLD SP Motorsport			Snr.202 Pex,Jorrit NLD SP Motorsport			Snr.210 Denner,Emilien FRA CPB SPORT			Snr.222 Paul,Maximilian DEU DR SRL			Snr.273 Van Leeuwen,Martijn NLD KR Motorsport srl		
	theoretisch mögliche Bestzeit	Ziel	Sektion	theoretisch mögliche Bestzeit	Ziel	Sektion	theoretisch mögliche Bestzeit	Ziel	Sektion	theoretisch mögliche Bestzeit	Ziel	Sektion	theoretisch mögliche Bestzeit	Ziel	Sektion
best	0:51,460	0:20,388	0:15,492	0:16,217	0:16,091	0:15,580	0:16,704	0:16,193	0:16,310	0:16,263	0:15,665	0:15,592	0:15,691	0:20,570	0:15,681
Runde 1	0:55,477	0:23,169	0:16,217	0:16,091	0:16,091	0:16,091	0:16,704	0:16,193	0:16,310	0:16,263	0:15,665	0:15,592	0:15,691	0:20,570	0:15,681
Runde 2	0:53,954	0:21,198	0:16,589	0:16,167	0:16,167	0:16,167	0:16,517	0:16,215	0:16,410	0:16,213	0:16,189	0:16,189	0:16,189	0:21,301	0:16,492
Runde 3	0:53,429	0:20,968	0:15,896	0:16,565	0:16,565	0:16,565	0:15,925	0:16,366	0:15,917	0:16,616	0:16,319	0:16,319	0:16,319	0:21,030	0:15,894
Runde 4	0:52,331	0:20,876	0:15,728	0:15,727	0:15,727	0:15,727	0:15,826	0:15,863	0:16,083	0:15,764	0:16,029	0:16,029	0:16,029	0:21,250	0:15,952
Runde 5	0:51,975	0:20,607	0:15,683	0:15,685	0:15,685	0:15,685	0:15,741	0:15,719	0:15,655	0:15,693	0:15,802	0:15,802	0:15,802	0:20,857	0:15,746
Runde 6	0:51,753	0:20,483	0:15,629	0:15,641	0:15,641	0:15,641	0:15,718	0:15,719	0:15,612	0:15,706	0:15,772	0:15,772	0:15,772	0:20,697	0:15,680
Runde 7	0:51,970	0:20,551	0:15,634	0:15,785	0:15,785	0:15,785	0:15,684	0:15,734	0:15,628	0:15,797	0:15,735	0:15,735	0:15,735	0:20,575	0:15,653
Runde 8	0:51,913	0:20,513	0:15,699	0:15,701	0:15,701	0:15,701	0:15,681	0:15,699	0:15,624	0:15,740	0:15,787	0:15,787	0:15,787	0:20,673	0:15,631
Runde 9	0:51,679	0:20,471	0:15,553	0:15,655	0:15,655	0:15,655	0:15,645	0:15,695	0:15,600	0:15,697	0:15,724	0:15,724	0:15,724	0:20,629	0:15,645
Runde 10	0:51,704	0:20,511	0:15,549	0:15,644	0:15,644	0:15,644	0:15,559	0:15,639	0:15,712	0:15,725	0:15,709	0:15,709	0:15,709	0:20,620	0:15,623
Runde 11	0:51,722	0:20,497	0:15,583	0:15,642	0:15,642	0:15,642	0:15,584	0:15,699	0:15,668	0:15,728	0:15,761	0:15,761	0:15,761	0:20,640	0:15,662
Runde 12	0:51,773	0:20,541	0:15,603	0:15,629	0:15,629	0:15,629	0:15,667	0:15,681	0:15,669	0:15,775	0:15,691	0:15,691	0:15,691	0:20,676	0:15,641
Runde 13	0:51,696	0:20,539	0:15,543	0:15,614	0:15,614	0:15,614	0:15,957	0:15,684	0:15,658	0:15,748	0:15,728	0:15,728	0:15,728	0:20,593	0:15,681
Runde 14	0:51,701	0:20,513	0:15,556	0:15,632	0:15,632	0:15,632	0:15,630	0:15,675	0:15,668	0:15,988	0:15,695	0:15,695	0:15,695	0:20,572	0:15,621
Runde 15	0:51,610	0:20,453	0:15,577	0:15,580	0:15,580	0:15,580	0:15,555	0:15,691	0:15,718	0:15,665	0:15,764	0:15,764	0:15,764	0:20,680	0:15,806
Runde 16	0:51,460	0:20,388	0:15,492	0:15,580	0:15,580	0:15,580	0:20,498	0:15,649	0:15,623	0:15,707	0:15,704	0:15,704	0:15,704	0:20,680	0:15,806
Runde 17	0:51,896	0:20,612	0:15,611	0:15,673	0:15,673	0:15,673	0:15,549	0:15,654	0:15,693	0:15,692	0:15,733	0:15,733	0:15,733	0:21,028	0:16,232
Runde 18	0:51,826	0:20,555	0:15,648	0:15,623	0:15,623	0:15,623	0:15,887	0:15,696	0:15,643	0:15,697	0:15,702	0:15,702	0:15,702	0:20,570	0:15,619
Runde 19	0:52,272	0:20,564	0:15,608	0:16,100	0:16,100	0:16,100	0:15,128	0:15,631	0:15,704	0:15,788	0:15,804	0:15,804	0:15,804	0:20,594	0:15,606

DEUTSCHE KART-MEISTERSCHAFT

Round 4: 02 - 04 / 08 / 2019

KARTING GENK (BEL)



DMSB RegNr 166/19

R 20 DSKM (KZ2) Race 2

Die schnellsten Zeiten

Ort	Nr. Fahrername	Zeit	Streckenl.	Ø Speed
Ziel	203 Pex,Stan	0:51,460	1360 m	95,1 km/h
Sektion 1	203 Pex,Stan	0:20,388	548 m	96,8 km/h
Sektion 2	203 Pex,Stan	0:15,492	366 m	85,1 km/h
Sektion 3	234 Longhi,Riccardo	0:14,502	446 m	110,7 km/h



	Smr.272 Dreezen,Rick BEL		Smr.234 Longhi,Riccardo ITA		Smr.209 Nombiot,Jean FRA		Smr.204 Schmitz,Alexander DEU		Smr.268 Specken,Guust NLD											
	theoretisch mögliche Bestzeit	0:51,955	theoretisch mögliche Bestzeit	0:50,683	theoretisch mögliche Bestzeit	0:52,017	theoretisch mögliche Bestzeit	0:51,954	theoretisch mögliche Bestzeit	0:51,908										
best	0:52,011	0:20,617	0:15,632	0:15,706	0:52,040	0:20,581	0:15,600	0:14,502	0:52,113	0:20,639	0:15,653	0:15,725	0:52,006	0:20,644	0:15,601	0:15,709	0:51,962	0:20,592	0:15,623	0:15,693
Runde 1	0:57,442	0:23,654	0:17,162	0:16,626	0:53,759	58:58,727	0:16,457	58:21,425	0:56,493	0:23,358	0:16,831	0:16,304	0:56,343	0:23,549	0:16,678	0:16,116	0:58,067	0:23,765	0:17,717	0:16,585
Runde 2	0:52,987	0:21,190	0:15,881	0:15,916	0:52,952	0:21,254	0:16,245	0:15,453	0:53,906	0:21,271	0:16,522	0:16,113	0:53,932	0:21,304	0:16,484	0:16,144	0:53,667	0:21,191	0:16,238	0:16,238
Runde 3	0:52,640	0:21,008	0:15,817	0:15,815	0:52,524	0:21,058	0:15,916	0:15,550	0:52,975	0:20,962	0:15,989	0:16,024	0:52,715	0:20,963	0:15,795	0:15,957	0:53,440	0:21,238	0:16,087	0:16,115
Runde 4	0:52,588	0:20,829	0:15,821	0:15,938	0:52,253	0:20,831	0:15,841	0:15,581	0:53,526	0:21,116	0:15,894	0:16,516	0:53,482	0:21,141	0:16,146	0:16,195	0:52,099	0:20,614	0:15,708	0:15,777
Runde 5	0:52,288	0:20,886	0:15,640	0:15,762	0:52,170	0:20,762	0:15,703	0:15,705	0:52,371	0:20,954	0:15,653	0:15,764	0:52,496	0:21,020	0:15,728	0:15,748	0:52,640	0:20,835	0:15,852	0:15,953
Runde 6	0:52,107	0:20,698	0:15,659	0:15,750	0:52,073	0:20,685	0:15,683	0:15,705	0:52,119	0:20,639	0:15,665	0:15,815	0:52,353	0:20,769	0:15,741	0:15,843	0:52,139	0:20,665	0:15,736	0:15,738
Runde 7	0:52,026	0:20,622	0:15,657	0:15,747	0:52,382	0:20,632	0:15,703	0:16,047	0:52,204	0:20,753	0:15,676	0:15,775	0:52,259	0:20,749	0:15,731	0:15,779	0:51,962	0:20,592	0:15,677	0:15,693
Runde 8	0:52,198	0:20,663	0:15,697	0:15,838	0:52,076	0:20,581	0:16,058	0:15,437	0:52,227	0:20,798	0:15,666	0:15,763	0:52,205	0:20,780	0:15,688	0:15,737	0:52,303	0:20,761	0:15,695	0:15,847
Runde 9	0:52,096	0:20,663	0:15,680	0:15,753	0:52,040	0:20,669	0:15,700	0:15,671	0:52,195	0:20,726	0:15,677	0:15,792	0:52,248	0:20,772	0:15,729	0:15,747	0:52,086	0:20,636	0:15,636	0:15,814
Runde 10	0:52,067	0:20,617	0:15,663	0:15,787	0:52,122	0:20,650	0:15,682	0:15,790	0:52,149	0:20,722	0:15,661	0:15,766	0:52,196	0:20,744	0:15,706	0:15,746	0:52,071	0:20,646	0:15,648	0:15,777
Runde 11	0:52,183	0:20,710	0:15,705	0:15,768	0:52,069	0:20,652	0:15,626	0:15,791	0:52,213	0:20,757	0:15,676	0:15,780	0:52,207	0:20,719	0:15,774	0:15,714	0:52,098	0:20,644	0:15,623	0:15,831
Runde 12	0:52,162	0:20,657	0:15,714	0:15,791	0:52,112	0:20,703	0:15,600	0:15,809	0:52,178	0:20,729	0:15,697	0:15,752	0:52,009	0:20,661	0:15,601	0:15,747	0:52,276	0:20,836	0:15,659	0:15,781
Runde 13	0:52,059	0:20,691	0:15,649	0:15,719	0:52,633	0:20,650	0:15,684	0:16,299	0:52,165	0:20,686	0:15,681	0:15,798	0:52,006	0:20,644	0:15,653	0:15,709	0:52,117	0:20,625	0:15,657	0:15,835
Runde 14	0:52,051	0:20,664	0:15,632	0:15,755	0:52,678	0:20,686	0:15,727	0:16,265	0:52,113	0:20,662	0:15,700	0:15,751	0:52,082	0:20,690	0:15,665	0:15,727	0:52,044	0:20,673	0:15,653	0:15,718
Runde 15	0:52,053	0:20,667	0:15,680	0:15,706	0:54,021	0:20,765	0:16,134	0:17,122	0:52,244	0:20,766	0:15,739	0:15,739	0:52,210	0:20,718	0:15,737	0:15,755	0:52,106	0:20,712	0:15,639	0:15,755
Runde 16	0:52,383	0:20,653	0:15,918	0:15,812	0:52,237	0:21,183	0:16,552	0:14,502	0:52,191	0:20,727	0:15,718	0:15,746	0:52,291	0:20,749	0:15,788	0:15,754	0:52,022	0:20,610	0:15,624	0:15,756
Runde 17	0:52,011	0:20,624	0:15,676	0:15,711	0:52,199	0:20,781	0:15,677	0:15,741	0:52,171	0:20,736	0:15,710	0:15,725	0:52,161	0:20,763	0:15,688	0:15,710	0:52,022	0:20,656	0:15,662	0:15,704
Runde 18	0:52,148	0:20,653	0:15,703	0:15,792	0:52,176	0:20,691	0:15,730	0:15,755	0:52,159	0:20,703	0:15,693	0:15,763	0:52,231	0:20,719	0:15,726	0:15,786	0:52,032	0:20,653	0:15,630	0:15,749
Runde 19	0:52,254	0:20,644	0:15,703	0:15,907	0:52,292	0:20,745	0:15,717	0:15,830	0:52,292	0:20,745	0:15,717	0:15,830	0:52,446	0:20,667	0:15,906	0:15,873	0:52,373	0:20,727	0:15,839	0:15,807

R 20 DSKM (KZ2) Race 2

Die schnellsten Zeiten

Ort	Nr. Fahrername	Zeit	Streckentl.	Ø Speed
Ziel	203 Pex,Stan	0:51,460	1360 m	95,1 km/h
Sektion 1	203 Pex,Stan	0:20,388	548 m	96,8 km/h
Sektion 2	203 Pex,Stan	0:15,492	366 m	85,1 km/h
Sektion 3	234 Longhi,Riccardo	0:14,502	446 m	110,7 km/h


	Smr.225 Talas,Jakub CZE JOKA RACING			Smr.216 Tornqvist Persson,Benjamin SWE CRG Holland			Smr.232 Luyet,Jeon CHE CRG Holland			Smr.220 Tubben,Max NLD CRG Holland			Smr.231 Millell,Nooh SWE JP RACING		
	theoretisch mögliche Bestzeit	Ziel	Sektion 3	theoretisch mögliche Bestzeit	Ziel	Sektion 3	theoretisch mögliche Bestzeit	Ziel	Sektion 3	theoretisch mögliche Bestzeit	Ziel	Sektion 3	theoretisch mögliche Bestzeit	Ziel	Sektion 3
best	0:52,222	0:20,658	0:15,687	0:51,974	0:20,579	0:15,645	0:52,106	0:20,613	0:15,672	0:52,294	0:20,625	0:15,719	0:52,131	0:20,685	0:15,724
Runde 1	0:56,744	0:23,436	0:16,984	0:58,645	0:23,809	0:17,463	0:58,876	0:24,057	0:17,521	0:57,561	0:23,639	0:17,219	0:58,018	0:23,876	0:17,178
Runde 2	0:53,765	0:21,227	0:16,304	0:54,016	0:21,604	0:16,217	0:53,808	0:21,490	0:16,167	0:54,062	0:21,341	0:16,305	0:54,373	0:21,579	0:16,275
Runde 3	0:53,810	0:21,963	0:15,901	0:52,911	0:21,155	0:15,908	0:52,891	0:20,894	0:15,772	0:52,969	0:21,157	0:15,824	0:53,678	0:21,283	0:16,047
Runde 4	0:52,751	0:20,875	0:15,961	0:52,818	0:21,027	0:16,017	0:52,725	0:20,942	0:15,911	0:52,576	0:20,760	0:15,936	0:53,130	0:21,027	0:16,258
Runde 5	0:52,268	0:20,720	0:15,692	0:52,862	0:20,690	0:16,165	0:52,383	0:20,788	0:15,828	0:52,714	0:20,889	0:15,869	0:53,387	0:20,785	0:15,805
Runde 6	0:52,550	0:20,788	0:15,747	0:51,974	0:20,582	0:15,645	0:52,106	0:20,613	0:15,729	0:52,576	0:20,625	0:16,063	0:52,192	0:20,688	0:15,740
Runde 7	0:52,234	0:20,686	0:15,714	0:52,202	0:20,608	0:15,829	0:52,206	0:20,709	0:15,695	0:52,396	0:20,747	0:15,735	0:53,027	0:21,000	0:16,210
Runde 8	0:52,585	0:20,747	0:15,716	0:52,056	0:20,599	0:15,676	0:52,315	0:20,737	0:15,738	0:52,404	0:20,719	0:15,784	0:52,290	0:20,769	0:15,729
Runde 9	0:52,420	0:20,817	0:15,777	0:52,061	0:20,579	0:15,685	0:52,197	0:20,706	0:15,694	0:52,348	0:20,727	0:15,782	0:52,237	0:20,778	0:15,699
Runde 10	0:52,303	0:20,736	0:15,729	0:52,710	0:21,179	0:15,740	0:52,163	0:20,695	0:15,672	0:52,740	0:21,135	0:15,757	0:52,280	0:20,788	0:15,688
Runde 11	0:52,340	0:20,775	0:15,714	0:53,050	0:20,691	0:16,489	0:52,268	0:20,696	0:15,753	0:52,409	0:20,803	0:15,719	0:53,153	0:20,775	0:16,565
Runde 12	0:52,222	0:20,686	0:15,721	0:52,089	0:20,676	0:15,652	0:52,207	0:20,723	0:15,697	0:52,294	0:20,699	0:15,748	0:52,213	0:20,778	0:15,686
Runde 13	0:52,303	0:20,763	0:15,724	0:52,084	0:20,659	0:15,678	0:52,217	0:20,742	0:15,700	0:52,295	0:20,740	0:15,732	0:52,194	0:20,734	0:15,721
Runde 14	0:52,278	0:20,664	0:15,772	0:52,127	0:20,666	0:15,763	0:52,201	0:20,720	0:15,734	0:52,357	0:20,777	0:15,768	0:52,211	0:20,708	0:15,779
Runde 15	0:52,239	0:20,658	0:15,703	0:52,037	0:20,643	0:15,667	0:52,329	0:20,765	0:15,794	0:52,393	0:20,732	0:15,735	0:52,131	0:20,685	0:15,692
Runde 16	0:52,281	0:20,729	0:15,725	0:52,196	0:20,690	0:15,736	0:52,190	0:20,721	0:15,716	0:52,353	0:20,754	0:15,728	0:52,319	0:20,837	0:15,638
Runde 17	0:52,822	0:20,810	0:16,207	0:52,707	0:20,763	0:15,663	0:54,126	0:20,654	0:16,493	0:53,127	0:21,086	0:15,788	0:52,280	0:20,784	0:15,695
Runde 18	0:52,224	0:20,723	0:15,687	0:52,087	0:20,692	0:15,675	0:52,371	0:20,680	0:15,725	0:52,645	0:21,062	0:15,733	0:52,783	0:21,343	0:15,694
Runde 19	0:52,436	0:20,796	0:15,730	0:52,035	0:20,619	0:15,647	0:52,172	0:20,703	0:15,716	0:52,480	0:20,792	0:15,795	0:52,413	0:20,722	0:15,835

DEUTSCHE KART-MEISTERSCHAFT

Round 4: 02 - 04 / 08 / 2019

KARTING GENK (BEL)



DMSB RegNr 166/19

R 20 DSKM (KZ2) Race 2

Die schnellsten Zeiten

Ort	Nr. Fahrername	Zeit	Streckentl.	Ø Speed
Ziel	203 Pex,Stan	0:51,460	1360 m	95,1 km/h
Sektion 1	203 Pex,Stan	0:20,388	548 m	96,8 km/h
Sektion 2	203 Pex,Stan	0:15,492	366 m	85,1 km/h
Sektion 3	234 Longhi,Riccardo	0:14,502	446 m	110,7 km/h



	Smr.270 Skåras,Emil SWE ENERGY CORSE S.R.L.		Smr.215 Matisic,André DEU Solgat Motorsport		Smr.277 Javurek,Dominik CZE JOKA RACING		Smr.235 Marsaglia,Leonardo Giuseppe ITA BIREL ART RACING KSW		Smr.259 Sjökvist,Isak SWE ENERGY CORSE S.R.L.				
	theoretisch mögliche Bestzeit	Ziel	theoretisch mögliche Bestzeit	Ziel	theoretisch mögliche Bestzeit	Ziel	theoretisch mögliche Bestzeit	Ziel	theoretisch mögliche Bestzeit	Ziel			
best	0:52,163	0:20,659	0:15,697	0:15,714	0:15,795	0:52,218	0:20,686	0:15,696	0:15,779	0:52,336	0:20,769	0:15,749	0:15,813
Runde 1	0:56,553	0:23,668	0:16,597	0:16,288	0:16,333	0:58,078	0:23,220	0:17,432	0:17,426	0:59,253	0:23,739	0:18,027	0:17,487
Runde 2	0:54,273	0:21,312	0:16,512	0:16,449	0:16,372	0:54,062	0:21,643	0:16,222	0:16,197	0:54,125	0:21,406	0:16,225	0:16,494
Runde 3	0:53,304	0:21,138	0:15,952	0:16,214	0:16,022	0:53,274	0:21,142	0:16,073	0:16,059	0:52,984	0:21,029	0:15,937	0:16,018
Runde 4	0:52,889	0:20,993	0:15,928	0:15,968	0:15,861	0:52,992	0:20,845	0:16,089	0:16,058	0:53,341	0:21,048	0:16,353	0:15,940
Runde 5	0:52,739	0:21,079	0:15,768	0:15,892	0:15,892	0:52,717	0:20,893	0:15,726	0:16,098	0:53,036	0:20,899	0:15,832	0:16,305
Runde 6	0:53,028	0:20,797	0:15,783	0:16,448	0:15,818	0:52,579	0:20,947	0:15,801	0:15,831	0:52,540	0:20,897	0:15,777	0:15,866
Runde 7	0:52,637	0:21,024	0:15,773	0:15,840	0:15,823	0:52,450	0:20,892	0:15,768	0:15,790	0:53,304	0:21,202	0:16,247	0:15,855
Runde 8	0:52,397	0:20,755	0:15,807	0:15,835	0:16,131	0:52,456	0:20,788	0:15,862	0:15,806	0:52,411	0:20,793	0:15,784	0:15,834
Runde 9	0:52,265	0:20,758	0:15,720	0:15,787	0:15,895	0:52,308	0:20,737	0:15,776	0:15,795	0:52,680	0:20,854	0:15,884	0:15,942
Runde 10	0:52,386	0:20,759	0:15,802	0:15,825	0:15,799	0:52,367	0:20,833	0:15,714	0:15,820	0:52,494	0:20,866	0:15,783	0:15,845
Runde 11	0:52,319	0:20,772	0:15,748	0:15,799	0:15,799	0:52,472	0:20,846	0:15,788	0:15,838	0:52,545	0:20,859	0:15,840	0:15,846
Runde 12	0:52,234	0:20,699	0:15,700	0:15,835	0:15,795	0:52,219	0:20,701	0:15,739	0:15,779	0:52,540	0:20,817	0:15,888	0:15,835
Runde 13	0:52,188	0:20,659	0:15,735	0:15,794	0:15,794	0:52,237	0:20,724	0:15,727	0:15,786	0:52,360	0:20,769	0:15,759	0:15,832
Runde 14	0:52,163	0:20,752	0:15,697	0:15,714	0:15,798	0:52,328	0:20,708	0:15,777	0:15,843	0:52,397	0:20,812	0:15,754	0:15,831
Runde 15	0:52,310	0:20,866	0:15,707	0:15,737	0:15,848	0:52,218	0:20,686	0:15,715	0:15,817	0:52,336	0:20,774	0:15,749	0:15,813
Runde 16	0:52,202	0:20,745	0:15,712	0:15,745	0:15,833	0:52,465	0:20,764	0:15,749	0:15,952	0:52,466	0:20,830	0:15,789	0:15,847
Runde 17	0:54,093	0:20,712	0:16,546	0:16,835	0:16,835	0:52,493	0:20,905	0:15,776	0:15,812	0:52,430	0:20,822	0:15,783	0:15,825
Runde 18	0:53,762	0:22,161	0:15,799	0:15,802	0:15,864	0:52,336	0:20,810	0:15,720	0:15,806	0:52,457	0:20,829	0:15,781	0:15,847
Runde 19	0:52,300	0:20,753	0:15,733	0:15,814	0:15,920	0:52,237	0:20,742	0:15,696	0:15,799	0:52,548	0:20,823	0:15,822	0:15,903

R 20 DSKM (KZ2) Race 2

Die schnellsten Zeiten

Ort	Nr. Fahrername	Zeit	Streckentl.	Ø Speed
Ziel	203 Pex,Stan	0:51,460	1360 m	95,1 km/h
Sektion 1	203 Pex,Stan	0:20,388	548 m	96,8 km/h
Sektion 2	203 Pex,Stan	0:15,492	366 m	85,1 km/h
Sektion 3	234 Longhi,Riccardo	0:14,502	446 m	110,7 km/h


	Smr.229 Hold,Christoph AUT Hold Maranello Racing Team			Smr.223 Davies,Dylan NLD DR SRL			Smr.271 Glerum,Robin NLD Dirk Glerum			Smr.263 Tabakovic,Romy DEU C.K.R Srl			Smr.233 Luyet,Samuel CHE CRG Holland		
	theoretisch mögliche Bestzeit	Ziel	Sektion 3	theoretisch mögliche Bestzeit	Ziel	Sektion 3	theoretisch mögliche Bestzeit	Ziel	Sektion 3	theoretisch mögliche Bestzeit	Ziel	Sektion 3	theoretisch mögliche Bestzeit	Ziel	Sektion 3
best	0:52,382	0:20,722	0:15,731	0:52,464	0:20,729	0:15,732	0:52,360	0:20,741	0:15,717	0:52,232	0:20,717	0:15,674	0:52,286	0:20,703	0:15,705
Runde 1	0:58,937	0:24,110	0:17,431	0:52,301	0:23,935	0:17,166	0:58,698	0:24,052	0:17,369	0:59,599	0:24,437	0:17,154	0:59,443	0:24,324	0:17,687
Runde 2	0:54,524	0:21,669	0:16,699	0:54,572	0:21,710	0:16,632	0:54,066	0:21,557	0:16,232	0:55,081	0:22,508	0:16,196	0:54,847	0:22,306	0:16,205
Runde 3	0:52,958	0:21,008	0:15,923	0:52,942	0:21,020	0:15,889	0:53,352	0:21,143	0:16,250	0:53,807	0:21,628	0:16,160	0:53,122	0:21,390	0:15,852
Runde 4	0:53,141	0:20,952	0:16,070	0:52,984	0:20,894	0:16,035	0:53,361	0:20,897	0:16,126	0:52,882	0:21,064	0:15,845	0:52,991	0:20,966	0:16,025
Runde 5	0:53,093	0:21,077	0:15,815	0:52,689	0:20,819	0:15,805	0:52,797	0:21,000	0:15,897	0:52,637	0:20,853	0:15,796	0:52,991	0:20,966	0:16,000
Runde 6	0:52,432	0:20,776	0:15,731	0:52,508	0:20,768	0:15,836	0:52,687	0:20,982	0:15,836	0:52,822	0:20,819	0:16,043	0:52,494	0:20,776	0:15,894
Runde 7	0:52,671	0:20,761	0:16,011	0:52,517	0:20,729	0:15,795	0:53,315	0:21,424	0:15,916	0:52,889	0:21,086	0:15,930	0:52,553	0:20,741	0:15,877
Runde 8	0:52,685	0:20,923	0:15,887	0:52,806	0:21,161	0:15,795	0:52,651	0:20,863	0:15,869	0:52,322	0:20,800	0:15,692	0:52,743	0:20,814	0:15,885
Runde 9	0:52,563	0:20,722	0:15,917	0:52,583	0:20,789	0:15,891	0:52,534	0:20,812	0:15,802	0:52,372	0:20,818	0:15,721	0:52,411	0:20,741	0:15,794
Runde 10	0:52,642	0:20,907	0:15,813	0:52,653	0:20,957	0:15,775	0:52,654	0:20,911	0:15,830	0:52,347	0:20,781	0:15,720	0:52,623	0:20,795	0:15,847
Runde 11	0:52,483	0:20,765	0:15,841	0:52,464	0:20,799	0:15,813	0:52,543	0:20,811	0:15,795	0:52,493	0:20,926	0:15,726	0:52,471	0:20,767	0:15,816
Runde 12	0:52,562	0:20,783	0:15,849	0:52,594	0:20,806	0:15,873	0:52,482	0:20,741	0:15,856	0:52,407	0:20,830	0:15,725	0:52,546	0:20,850	0:15,853
Runde 13	0:52,482	0:20,814	0:15,784	0:52,489	0:20,777	0:15,780	0:52,472	0:20,821	0:15,801	0:52,300	0:20,717	0:15,751	0:52,540	0:20,816	0:15,814
Runde 14	0:52,482	0:20,760	0:15,837	0:52,851	0:20,818	0:15,779	0:52,549	0:20,789	0:15,842	0:52,234	0:20,719	0:15,691	0:52,488	0:20,771	0:15,860
Runde 15	0:52,382	0:20,732	0:15,748	0:52,315	0:21,154	0:16,052	0:53,250	0:20,925	0:16,062	0:53,038	0:20,943	0:16,079	0:53,084	0:20,945	0:16,012
Runde 16	0:52,383	0:20,764	0:15,765	0:52,601	0:20,958	0:15,732	0:53,470	0:21,240	0:16,319	0:53,559	0:21,188	0:16,423	0:54,095	0:21,157	0:16,465
Runde 17	0:52,453	0:20,757	0:15,812	0:52,554	0:20,824	0:15,836	0:52,360	0:20,824	0:15,717	0:52,232	0:20,719	0:15,702	0:52,426	0:20,703	0:15,859
Runde 18	0:52,516	0:20,860	0:15,781	0:52,577	0:20,883	0:15,800	0:52,386	0:20,809	0:15,738	0:52,431	0:20,760	0:15,856	0:52,626	0:20,999	0:15,787
Runde 19	0:52,575	0:20,889	0:15,825	0:52,508	0:20,780	0:15,782	0:52,605	0:20,777	0:15,766	0:52,406	0:20,724	0:15,674	0:52,504	0:20,745	0:15,847

DEUTSCHE KART-MEISTERSCHAFT

Round 4: 02 - 04 / 08 / 2019

KARTING GENK (BEL)







DMSB RegNr 166/19

R 20 DSM (KZ2) Race 2

Die schnellsten Zeiten

Ort	Nr. Fahrername	Zeit	Streckenl.	Ø Speed
Ziel	203 Pex,Stan	0:51,460	1360 m	95,1 km/h
Sektion 1	203 Pex,Stan	0:20,388	548 m	96,8 km/h
Sektion 2	203 Pex,Stan	0:15,492	366 m	85,1 km/h
Sektion 3	234 Longhi,Riccardo	0:14,502	446 m	110,7 km/h


	Smr.269 Tandon,Keawn USA DR SRL			Smr.219 Sjöberg,Jesper SWE CRG Holland			Smr.207 Gustavsson,Viktor SWE JP RACING			Smr.208 Mrosek,Michael DEU Team AK-Racing			Smr.236 Lang,Hannah GBR MK Racing		
	theoretisch mögliche Bestzeit	Ziel	Sektion 3	theoretisch mögliche Bestzeit	Ziel	Sektion 3	theoretisch mögliche Bestzeit	Ziel	Sektion 3	theoretisch mögliche Bestzeit	Ziel	Sektion 3	theoretisch mögliche Bestzeit	Ziel	Sektion 3
best	0:52,425	0:20,758	0:15,871	0:52,203	0:20,701	0:15,651	0:52,518	0:20,734	0:15,810	0:52,653	0:20,785	0:15,790	0:52,932	0:20,857	0:15,852
Runde 1	0:58,916	0:24,287	0:17,388	1:02,835	0:29,429	0:16,739	1:00,242	0:25,677	0:17,116	0:59,675	0:24,845	0:17,481	0:58,940	0:24,244	0:17,582
Runde 2	0:54,562	0:21,801	0:16,433	0:53,312	0:21,263	0:16,052	0:54,342	0:21,963	0:16,157	0:54,955	0:22,443	0:16,215	0:54,600	0:21,863	0:16,414
Runde 3	0:53,256	0:21,033	0:16,078	0:52,955	0:20,839	0:15,958	0:53,152	0:21,122	0:16,030	0:53,840	0:21,320	0:16,292	0:53,274	0:21,016	0:15,980
Runde 4	0:52,817	0:20,893	0:15,861	0:52,560	0:20,887	0:15,808	0:52,996	0:21,146	0:15,903	0:52,995	0:21,234	0:15,790	0:53,548	0:21,380	0:16,001
Runde 5	0:52,811	0:20,890	0:15,921	0:52,617	0:20,899	0:15,771	0:52,630	0:20,773	0:15,897	0:52,712	0:20,887	0:15,816	0:52,974	0:21,018	0:15,905
Runde 6	0:52,580	0:20,828	0:15,812	0:52,862	0:20,901	0:16,010	0:53,133	0:20,811	0:16,426	0:52,775	0:20,785	0:15,965	0:52,940	0:20,880	0:15,976
Runde 7	0:52,757	0:20,871	0:15,962	0:53,224	0:21,203	0:16,020	0:52,518	0:20,796	0:15,912	0:53,073	0:21,041	0:16,019	0:53,430	0:21,005	0:16,290
Runde 8	0:53,285	0:20,892	0:15,956	0:52,436	0:20,978	0:15,651	0:52,764	0:20,734	0:15,825	0:53,140	0:21,183	0:15,915	0:53,704	0:21,194	0:15,970
Runde 9	0:52,425	0:20,783	0:15,764	0:52,203	0:20,718	0:15,703	0:52,595	0:20,836	0:15,843	0:53,080	0:21,238	0:15,852	0:53,145	0:21,113	0:15,947
Runde 10	0:52,512	0:20,758	0:15,835	0:52,295	0:20,802	0:15,673	0:52,579	0:20,831	0:15,823	0:52,787	0:20,849	0:15,954	0:52,932	0:20,985	0:15,915
Runde 11	0:52,556	0:20,773	0:15,864	0:52,423	0:20,830	0:15,759	0:52,562	0:20,799	0:15,849	0:52,892	0:20,946	0:15,917	0:53,042	0:20,857	0:16,050
Runde 12	0:52,585	0:20,772	0:15,870	0:52,682	0:20,939	0:15,883	0:53,561	0:21,255	0:16,238	0:52,787	0:20,946	0:15,874	0:52,992	0:20,936	0:15,852
Runde 13	0:52,748	0:20,803	0:15,820	0:52,407	0:20,882	0:15,713	0:52,648	0:20,866	0:15,846	0:52,706	0:20,916	0:15,866	0:53,160	0:20,975	0:15,901
Runde 14	0:52,888	0:21,096	0:15,839	0:52,444	0:20,701	0:15,859	0:52,526	0:20,833	0:15,812	0:52,653	0:20,859	0:15,866	0:53,068	0:20,991	0:15,943
Runde 15	0:52,971	0:21,209	0:15,867	0:52,497	0:20,882	0:15,812	0:52,624	0:20,838	0:15,831	0:52,711	0:20,888	0:15,863	0:53,096	0:21,054	0:15,929
Runde 16	0:53,518	0:20,854	0:16,442	0:53,734	0:21,053	0:16,386	0:53,242	0:20,841	0:16,129	0:52,697	0:20,948	0:15,849	0:53,220	0:20,931	0:16,150
Runde 17	0:52,629	0:20,885	0:15,873	0:52,391	0:20,859	0:15,763	0:52,785	0:20,980	0:15,860	0:52,835	0:20,968	0:15,910	0:53,030	0:20,912	0:16,017
Runde 18	0:52,701	0:20,835	0:15,893	0:53,219	0:21,291	0:15,970	0:52,785	0:20,939	0:15,865	0:52,664	0:20,872	0:15,870	0:53,122	0:20,913	0:16,050
Runde 19	0:53,055	0:20,762	0:16,013	0:53,111	0:20,880	0:15,869	0:52,821	0:20,903	0:15,857	0:53,013	0:20,979	0:15,984	0:53,456	0:21,110	0:16,117

DEUTSCHE KART-MEISTERSCHAFT

Round 4: 02 - 04 / 08 / 2019

KARTING GENK (BEL)



DMSB

DMSB RegNr 166/19

R 20 DSKM (KZ2) Race 2

Die schnellsten Zeiten

Ort	Nr. Fahrername	Zeit	Streckenl.	Ø Speed
Ziel	203 Pex,Stan	0:51,460	1360 m	95,1 km/h
Sektion 1	203 Pex,Stan	0:20,388	548 m	96,8 km/h
Sektion 2	203 Pex,Stan	0:15,492	366 m	85,1 km/h
Sektion 3	234 Longhi,Riccardo	0:14,502	446 m	110,7 km/h

	Smr.264 Cypers,Thomas BEL	Smr.221 Iglesias,Jérémy FRA	Smr.213 Lundberg,Douglas SWE	
	Thomas Cypers	RS Schumacher Racing Team	Bamberger Karttracing	
	theoretisch mögliche Bestzeit 0:52,197	theoretisch mögliche Bestzeit 0:52,900	theoretisch mögliche Bestzeit 0:00,000	
best	Ziel Sektion 1 Sektion 2 Sektion 3	Ziel Sektion 1 Sektion 2 Sektion 3	Ziel Sektion 1 Sektion 2 Sektion 3	Ziel Sektion 1 Sektion 2 Sektion 3
Runde 1	0:52,335 0:20,670 0:15,715 0:15,812	0:52,900 0:20,882 0:16,022 0:15,996		
Runde 2	1:06,891 0:24,014 0:17,398 0:25,479	0:59,966 0:23,837 0:17,930 0:18,199		
Runde 3	0:53,064 0:21,112 0:15,907 0:16,045	0:54,223 0:21,662 0:16,441 0:16,120		
Runde 4	0:52,692 0:20,963 0:15,761 0:15,968	0:52,900 0:20,882 0:16,022 0:15,996		
Runde 5	0:52,476 0:20,826 0:15,807 0:15,843	0:20,991 0:16,052		
Runde 6	0:52,335 0:20,670 0:15,853 0:15,812			
Runde 7	0:52,350 0:20,680 0:15,809 0:15,861			
Runde 8	0:52,367 0:20,728 0:15,755 0:15,884			
Runde 9	0:52,462 0:20,703 0:15,758 0:16,001			
Runde 10	0:52,400 0:20,778 0:15,748 0:15,874			
Runde 11	0:52,497 0:20,798 0:15,806 0:15,893			
	0:20,760 0:15,715			

R 15 DSKM (KZ2) Race 1

Strecke / track: 1360m

fastest Lap Jorrit PEX at: 0:51,550

started: 33 classified: 33 not classified: 0 not started: 1

Pos	Str. Nr.	Fahrer Driver	Nation	Bewerber / Sponsor	Nation	Lizenz R.Lizenz	Chassis / Motor / Reifen	Points	Penalty	Runden Laps	Gesamtzeit Differenz	Abstand Gap	beste Runde best Lap	in R. in L.	o Geschw. o Speed
1	234	LONGHI, Riccardo	ITA	BIREL ART RACING KSW	AUT	296344 BK102	Birel Art / TM / Vega	25		19	16:34,224		0:51,626	13	93,6 km/h 94,8 km/h
2	273	VAN LEEUWEN, Martijn	NLD	KR Motorsport srl	ITA	30816 436754	Kart Republic / Iame / Vega	*		19	16:34,280 0:00,056	0:00,056	0:51,556	12	93,6 km/h 95 km/h
3	202	PEX, Jorrit	NLD	SP Motorsport	NLD	27382 47253	Kart Republic / TM / Vega	20		19	16:34,884 0:00,660	0:00,604	0:51,550	12	93,5 km/h 95 km/h
4	210	DENNER, Emilien	FRA	CPB SPORT	FRA	141283E1 232241	SODI / TM / Vega	16		19	16:39,467 0:05,243	0:04,583	0:51,754	12	93,1 km/h 94,6 km/h
5	203	PEX, Stan	NLD	SP Motorsport	NLD	31772 47253	Kart Republic / TM / Vega	13	5 sec.	19	16:39,533 0:05,309	0:00,066	0:51,558	17	93,1 km/h 95 km/h
6	209	NOMBLLOT, Jean	FRA	CPB SPORT	FRA	119783 232241	SODI / TM / Vega	11		19	16:39,910 0:05,686	0:00,377	0:51,776	13	93 km/h 94,6 km/h
7	215	MATISIC, André	DEU	Solgart Motorsport	DEU	IKB1083048 KBF1079882	Birel Art / TM / Vega	10		19	16:40,703 0:06,479	0:00,793	0:51,874	14	93 km/h 94,4 km/h
8	270	SKĀRAS, Emil	SWE	ENERGY CORSE S.R.L.	ITA	199805302198 295423	Energy / TM / Vega	*		19	16:41,453 0:07,229	0:00,750	0:51,785	13	92,9 km/h 94,5 km/h
9	222	PAUL, Maximilian	DEU	DR SRL	ITA	IKB1140086 296449	DR / Modena / Vega	9		19	16:42,269 0:08,045	0:00,816	0:51,862	11	92,8 km/h 94,4 km/h
10	235	MARSEGLIA, Leonardo Giuseppe	ITA	BIREL ART RACING KSW	AUT	336013 BK102	Birel Art / TM / Vega	8		19	16:42,740 0:08,516	0:00,471	0:51,840	16	92,8 km/h 94,4 km/h
11	204	SCHMITZ, Alexander	DEU	Renda Motorsport	ITA	IKA1120614 322880	Tony Kart / Vortex / Vega	7		19	16:43,914 0:09,690	0:01,174	0:51,758	10	92,7 km/h 94,6 km/h
12	231	MILELL, Noah	SWE	JP RACING	SWE	200007286719 105	Exprit / Vortex / Vega	6		19	16:44,676 0:10,452	0:00,762	0:51,974	9	92,6 km/h 94,2 km/h
13	225	TALAS, Jakub	CZE	JOKA RACING	CZE	19AS0135 19AT01111	Birel Art / TM / Vega	5		19	16:45,077 0:10,853	0:00,401	0:51,938	11	92,6 km/h 94,3 km/h
14	259	SJOKVIST, Isak	SWE	ENERGY CORSE S.R.L.	ITA	200108127572 295423	Energy / TM / Vega	*		19	16:45,268 0:11,044	0:00,191	0:51,872	14	92,5 km/h 94,4 km/h
15	221	IGLESIAS, Jérémy	FRA	RS Schumacher Racing Team	DEU	187987 KBF1067587	IPK Praga / IAME / Vega	4		19	16:46,162 0:11,938	0:00,894	0:51,938	13	92,5 km/h 94,3 km/h
16	264	CYPERS, Thomas	BEL	Thomas Cypers	BEL	909073 909073	CKR / IAME / Vega	*		19	16:49,259 0:15,035	0:03,097	0:52,116	14	92,2 km/h 93,9 km/h
17	272	DREEZEN, Rick	BEL	KR Motorsport srl	ITA	800757 436754	KR / Iame / Vega	*		19	16:49,596 0:15,372	0:00,337	0:52,058	10	92,1 km/h 94 km/h
18	220	TUBBEN, Max	NLD	CRG Holland	NLD	33495 15521	CRG / TM / Vega	3		19	16:51,264 0:17,040	0:01,668	0:52,030	12	92 km/h 94,1 km/h
19	268	SPECKEN, Guust	NLD	Guust Specken	NLD	33443 33443	Birel / Vortex / Vega	*		19	16:51,912 0:17,688	0:00,648	0:52,020	13	91,9 km/h 94,1 km/h
20	232	LUYET, Jean	CHE	CRG Holland	NLD	505028 15521	CRG / TM / Vega	2		19	16:55,137 0:20,913	0:03,225	0:52,043	17	91,6 km/h 94,1 km/h
21	213	LUNDBERG, Douglas	SWE	Bamberger Karttracing	DEU	199109174053 KBF1197896	Luxor / TM / Vega	1	5 sec.	19	16:56,002 0:21,778	0:00,865	0:52,016	11	91,6 km/h 94,1 km/h
22	271	GLERUM, Robin	NLD	Dirk Glerum	NLD	40449 42552	Birel ART / TM / Vega	*	5 sec.	19	16:56,099 0:21,875	0:00,097	0:51,926	6	91,6 km/h 94,3 km/h
23	229	HOLD, Christoph	AUT	Hold Maranello Racing Team	AUT	JK2017 BK003	Maranello / TM / Vega	0		19	16:57,574 0:23,350	0:01,475	0:52,205	14	91,4 km/h 93,8 km/h
24	207	GUSTAVSSON, Viktor	SWE	JP RACING	SWE	200404260150 105	Exprit / Vortex / Vega	0	5 sec.	19	16:57,819 0:23,595	0:00,245	0:51,931	12	91,4 km/h 94,3 km/h
25	219	SJÖBERG, Jesper	SWE	CRG Holland	NLD	199910020057 15521	CRG / TM / Vega	0		19	16:58,111 0:23,887	0:00,292	0:52,077	14	91,4 km/h 94 km/h
26	216	TORNQVIST PERSSON, Benjamin	SWE	CRG Holland	NLD	199810314592 15521	CRG / TM / Vega	0		19	16:58,382 0:24,158	0:00,271	0:51,979	14	91,3 km/h 94,2 km/h
27	263	TABAKOVIC, Ronny	DEU	C.K.R Srl	ITA	IKC1148046 300098	CKR / TM / Vega	*		19	16:58,640 0:24,416	0:00,258	0:52,053	16	91,3 km/h 94,1 km/h
28	269	TANDON, Keawn	USA	DR SRL	ITA	K1911-SK-19 296449	DR / MODENA / Vega	*		19	17:00,081 0:25,857	0:01,441	0:52,397	18	91,2 km/h 93,4 km/h
29	208	MROSEK, Michael	DEU	Team AK-Racing	AUT	IKC1131164 BK005	Intrepid / TM / Vega	0		19	17:01,946 0:27,722	0:01,865	0:52,565	17	91 km/h 93,1 km/h
30	236	LANG, Hannah	GBR	MK Racing	GBR	212874 273486	Tony Kart / Vortex / Vega	0		19	17:07,589 0:33,365	0:05,643	0:52,908	12	90,5 km/h 92,5 km/h
31	233	LUYET, Samuel	CHE	CRG Holland	NLD	505064 15521	CRG / TM / Vega	0		13	11:44,518 6 R	6 R	0:52,542	10	90,3 km/h 93,2 km/h
32	277	JAVUREK, Dominik	CZE	JOKA RACING	CZE	19AS0193 19AT01111	Birel Art / TM / Vega	0		13	11:44,646 6 R	0:00,128	0:52,558	11	90,3 km/h 93,2 km/h
33	223	DAVIES, Dylan	NLD	DR SRL	ITA	19701 296449	DR / Modena / Vega	0		1	1:03,386 18 R	12 R	0:57,639	1	77,2 km/h 84,9 km/h
the following drivers did not start.															
DNS	201	FEDERER, Fabian	ITA	SRP Racing Team	DEU	353643 KBF1156791	Maranello / TM / Vega			DNS					

StNr. 203,207,271,213, 5 sec penalty Frontfiring

Rennleitung: Volker Ehekircher Racedirektor: Horst Seidel

Sportkommissare: Nikolas Spaderna / Ulrich Bell / Hans-Willi Baumgarten





Techn. Kommissare: Hans-Jürgen Dangers / M. Grasshoff / C. Schmidt / J. Lawinger / K.L. Ruszczynski / H.-W. Schäfer / A. Sengpiel

Zeitnahme: KART-DATA timing service Franz Schieszler

Zeitnahme / timekeeping

control
Schieszler
Franz Schieszler

freigegeben: 10:07:08







DEUTSCHE KART-MEISTERSCHAFT

Round 4: 02 - 04 / 08 / 2019

KARTING GENK (BEL)

DMSB



DMSB RegNr 166/19

R 15 DSKM (KZ2) Race 1

Fahrername Driver	Longhi Riccardo	Van Leeuwen Martijn	Pex Jorrit	Denner Emilien	Pex Stan	Nomblot Jean	Matfisc André	Skätros Emil	Paul Maximilian	Leonardo Giuseppe	Schmitz Alexander	Milell Noah
schnellste Runde	0:51,626 Rn. 13	0:51,556 Rn. 12	0:51,550 Rn. 12	0:51,754 Rn. 12	0:51,558 Rn. 17	0:51,776 Rn. 13	0:51,874 Rn. 14	0:51,785 Rn. 13	0:51,862 Rn. 11	0:51,840 Rn. 16	0:51,758 Rn. 10	0:51,974 Rn. 9
Speed	94,8 km/h	95,0 km/h	95,0 km/h	94,6 km/h	95,0 km/h	94,6 km/h	94,4 km/h	94,5 km/h	94,4 km/h	94,4 km/h	94,6 km/h	94,2 km/h
Lap 1	0:55,421	0:55,977	0:53,145	0:55,521	0:56,121	0:56,833	0:55,819	0:56,395	0:56,470	0:56,689	0:56,257	0:56,229
Lap 2	0:52,850	0:53,279	0:52,743	0:53,706	0:53,214	0:53,098	0:53,554	0:53,174	0:53,472	0:53,444	0:53,482	0:53,359
Lap 3	0:52,538	0:52,544	0:52,412	0:53,320	0:52,763	0:53,143	0:53,736	0:53,683	0:53,340	0:53,026	0:53,931	0:53,423
Lap 4	0:52,174	0:52,148	0:52,453	0:52,593	0:52,441	0:53,128	0:52,582	0:53,162	0:53,045	0:53,404	0:53,779	0:52,724
Lap 5	0:52,264	0:51,958	0:52,124	0:52,382	0:52,287	0:52,243	0:52,257	0:52,080	0:52,537	0:52,266	0:53,314	0:52,390
Lap 6	0:51,953	0:51,786	0:51,919	0:52,221	0:52,030	0:51,803	0:52,124	0:52,823	0:53,185	0:52,963	0:52,492	0:52,110
Lap 7	0:51,879	0:51,691	0:51,709	0:52,199	0:51,741	0:52,150	0:52,115	0:51,981	0:52,082	0:52,197	0:52,383	0:52,174
Lap 8	0:51,699	0:51,653	0:51,701	0:52,079	0:51,662	0:51,850	0:52,031	0:51,851	0:51,972	0:52,018	0:52,023	0:52,563
Lap 9	0:51,704	0:51,716	0:52,073	0:51,880	0:51,620	0:51,794	0:52,050	0:51,793	0:51,880	0:51,855	0:51,817	0:51,974
Lap 10	0:51,721	0:51,727	0:51,737	0:51,979	0:51,665	0:51,948	0:51,908	0:51,911	0:51,946	0:51,986	0:51,758	0:52,155
Lap 11	0:51,713	0:51,610	0:51,635	0:51,921	0:51,835	0:51,830	0:51,921	0:52,033	0:51,862	0:51,920	0:51,796	0:52,341
Lap 12	0:51,676	0:51,556	0:51,550	0:51,754	0:51,583	0:51,856	0:52,385	0:51,832	0:51,913	0:51,997	0:51,889	0:51,983
Lap 13	0:51,626	0:51,585	0:51,618	0:51,874	0:51,620	0:51,776	0:52,029	0:51,785	0:52,097	0:51,952	0:51,778	0:52,316
Lap 14	0:51,700	0:51,738	0:52,047	0:51,967	0:51,610	0:51,879	0:51,874	0:51,807	0:52,012	0:52,246	0:52,195	0:52,280
Lap 15	0:51,731	0:51,744	0:51,974	0:51,965	0:51,799	0:51,953	0:51,905	0:51,973	0:51,937	0:52,197	0:52,394	0:52,565
Lap 16	0:51,745	0:51,693	0:51,785	0:51,904	0:51,616	0:51,927	0:51,919	0:52,014	0:51,970	0:51,840	0:51,985	0:52,148
Lap 17	0:51,798	0:51,777	0:51,708	0:51,915	0:51,558	0:51,903	0:51,930	0:51,979	0:51,967	0:51,869	0:52,470	0:53,031
Lap 18	0:51,851	0:51,789	0:52,298	0:52,005	0:51,814	0:51,964	0:52,033	0:51,895	0:52,024	0:51,950	0:52,087	0:52,168
Lap 19	0:52,482	0:52,394		0:52,005	0:52,483	0:52,053	0:52,196	0:52,340	0:52,106	0:52,076	0:51,957	0:52,178





DEUTSCHE KART-MEISTERSCHAFT

Round 4: 02 - 04 / 08 / 2019





KARTING GENK (BEL)



DMSB RegNr 166/19

R 15 DSKM (KZ2) Race 1

Fahrername Driver	Talas Jakub	Sjokvist Isak	Iglesias Jérémy	Cypers Thomas	Dreezen Rick	Tubben Max	Specken Guust	Luyet Jean	Lundberg Douglas	Glerum Robin	Hold Christoph	Gustavsson Viktor
schnellste Runde in Runde	0:51,938 Rn. 11	0:51,872 Rn. 14	0:51,938 Rn. 13	0:52,116 Rn. 14	0:52,058 Rn. 10	0:52,030 Rn. 12	0:52,020 Rn. 13	0:52,043 Rn. 17	0:52,016 Rn. 11	0:51,926 Rn. 6	0:52,205 Rn. 14	0:51,931 Rn. 12
Speed	94,3 km/h	94,4 km/h	94,3 km/h	93,9 km/h	94,0 km/h	94,1 km/h	94,1 km/h	94,1 km/h	94,1 km/h	94,3 km/h	93,8 km/h	94,3 km/h
Lap 1	0:57,092	0:57,027	0:56,741	0:57,792	0:58,211	0:57,484	0:58,874	0:58,849	0:58,195	0:58,705	0:59,300	0:58,856
Lap 2	0:53,841	0:53,835	0:53,564	0:54,118	0:53,892	0:54,328	0:54,661	0:54,496	0:54,024	0:54,249	0:54,561	0:54,402
Lap 3	0:53,581	0:53,091	0:53,088	0:53,079	0:53,515	0:54,232	0:53,630	0:53,781	0:53,550	0:53,110	0:53,587	0:54,016
Lap 4	0:52,823	0:52,487	0:53,184	0:52,779	0:53,347	0:53,306	0:52,930	0:53,022	0:53,027	0:53,335	0:53,247	0:52,806
Lap 5	0:52,442	0:52,543	0:52,804	0:52,581	0:52,315	0:53,798	0:53,695	0:53,869	0:52,510	0:53,094	0:53,250	0:53,169
Lap 6	0:52,230	0:52,418	0:52,474	0:52,343	0:52,352	0:52,526	0:53,437	0:53,387	0:52,300	0:51,926	0:53,069	0:53,594
Lap 7	0:52,473	0:53,413	0:53,180	0:52,428	0:52,256	0:52,484	0:52,789	0:52,990	0:52,307	0:51,966	0:52,858	0:52,822
Lap 8	0:52,237	0:52,625	0:52,595	0:52,772	0:52,252	0:52,257	0:52,274	0:53,000	0:52,236	0:52,044	0:53,071	0:52,872
Lap 9	0:52,104	0:51,919	0:52,184	0:52,276	0:52,432	0:52,156	0:52,232	0:52,899	0:52,504	0:52,399	0:53,545	0:52,342
Lap 10	0:51,965	0:51,949	0:52,029	0:52,187	0:52,058	0:52,128	0:52,178	0:52,260	0:52,053	0:52,178	0:52,663	0:52,115
Lap 11	0:51,938	0:52,059	0:52,456	0:52,286	0:52,086	0:52,146	0:52,081	0:52,893	0:52,016	0:52,092	0:52,364	0:52,014
Lap 12	0:52,154	0:51,878	0:52,130	0:52,335	0:52,061	0:52,030	0:52,066	0:52,224	0:52,051	0:51,985	0:52,655	0:51,931
Lap 13	0:52,012	0:51,996	0:51,938	0:52,761	0:52,489	0:52,091	0:52,020	0:52,313	0:52,621	0:52,490	0:52,277	0:52,100
Lap 14	0:52,112	0:51,872	0:52,034	0:52,116	0:52,248	0:52,036	0:52,169	0:52,139	0:52,247	0:52,200	0:52,205	0:52,150
Lap 15	0:52,029	0:51,988	0:51,974	0:52,259	0:52,282	0:52,061	0:52,200	0:52,132	0:52,195	0:52,342	0:52,218	0:52,059
Lap 16	0:52,064	0:52,064	0:51,948	0:52,276	0:52,405	0:52,135	0:52,084	0:52,064	0:52,692	0:52,427	0:52,338	0:52,117
Lap 17	0:52,044	0:52,025	0:52,138	0:52,334	0:52,784	0:52,474	0:52,185	0:52,043	0:52,974	0:53,068	0:52,702	0:52,171
Lap 18	0:52,066	0:52,111	0:52,137	0:52,458	0:52,161	0:52,453	0:52,187	0:52,110	0:52,679	0:52,545	0:52,411	0:52,234
Lap 19	0:52,202	0:52,170	0:52,433	0:52,602	0:52,087	0:52,773	0:52,263	0:52,161	0:52,744	0:52,709	0:52,503	0:52,205

DEUTSCHE KART-MEISTERSCHAFT

Round 4: 02 - 04 / 08 / 2019

KARTING GENK (BEL)

DMSB

DMSB RegNr 166/19

R 15 DSKM (KZ2) Race 1



Fahrername Driver	Sjoberg Jesper	Persson Benjamin	Tabakovic Ronny	Tandon Keawn	Mrosek Michael	Lang Hannah	Luyet Samuel	Javurek Dominik	Davies Dylan
schnellste Runde in Runde	0:52,077 Rn. 14	0:51,979 Rn. 14	0:52,053 Rn. 16	0:52,397 Rn. 18	0:52,565 Rn. 17	0:52,908 Rn. 12	0:52,542 Rn. 10	0:52,558 Rn. 11	0:57,639 Rn. 1
Speed	94,0 km/h	94,2 km/h	94,1 km/h	93,4 km/h	93,1 km/h	92,5 km/h	93,2 km/h	93,2 km/h	84,9 km/h
Lap 1	0:58,557	1:01,856	0:59,417	0:59,200	0:59,809	0:59,842	0:57,645	0:57,187	0:57,639
Lap 2	0:54,258	0:54,628	0:54,472	0:55,252	0:54,886	0:55,510	0:54,328	0:56,717	
Lap 3	0:54,032	0:53,115	0:54,225	0:53,348	0:53,878	0:53,934	0:53,615	0:54,130	
Lap 4	0:53,426	0:53,345	0:54,167	0:53,310	0:53,554	0:53,820	0:53,861	0:52,851	
Lap 5	0:55,638	0:53,617	0:53,244	0:53,148	0:53,387	0:53,475	0:54,147	0:53,670	
Lap 6	0:53,040	0:53,074	0:52,852	0:53,456	0:53,193	0:53,298	0:53,404	0:53,821	
Lap 7	0:53,414	0:53,098	0:53,106	0:53,844	0:53,141	0:53,085	0:53,300	0:53,401	
Lap 8	0:52,813	0:52,399	0:52,767	0:52,636	0:52,959	0:53,079	0:52,901	0:52,795	
Lap 9	0:52,768	0:53,388	0:53,370	0:53,195	0:52,770	0:53,177	0:53,035	0:53,477	
Lap 10	0:52,526	0:52,629	0:53,088	0:52,672	0:53,228	0:53,369	0:52,542	0:52,649	
Lap 11	0:52,580	0:52,580	0:52,598	0:52,906	0:52,581	0:53,168	0:53,156	0:52,558	
Lap 12	0:52,562	0:52,448	0:52,285	0:52,453	0:52,665	0:52,908	0:53,060	0:52,708	
Lap 13	0:53,248	0:52,493	0:53,359	0:53,175	0:52,866	0:53,011	0:53,424		
Lap 14	0:52,077	0:51,979	0:52,305	0:52,544	0:52,703	0:53,296			
Lap 15	0:52,110	0:52,100	0:52,199	0:52,451	0:52,582	0:53,180			
Lap 16	0:52,218	0:52,283	0:52,053	0:52,438	0:52,636	0:53,048			
Lap 17	0:52,356	0:53,441	0:52,214	0:52,634	0:52,565	0:53,145			
Lap 18	0:52,265	0:52,542	0:52,476	0:52,397	0:52,841	0:53,208			
Lap 19	0:52,334	0:52,376	0:52,281	0:52,404	0:53,123	0:53,245			



DMSB RegNr 166/19

R 15 DSKM (KZ2) Race 1



Ziel		Sektion 1		Sektion 2		Sektion 3	
Fahrername	Zeit	Fahrername	Zeit	Fahrername	Zeit	Fahrername	Zeit
1 202 Pex,Jorrit	0:51,550	273 Van Leeuwen,Martijn	0:20,410	203 Pex,Stan	0:15,491	202 Pex,Jorrit	0:15,440
2 273 Van Leeuwen,Martijn	0:51,556	203 Pex,Stan	0:20,416	273 Van Leeuwen,Martijn	0:15,495	203 Pex,Stan	0:15,555
3 203 Pex,Stan	0:51,558	202 Pex,Jorrit	0:20,420	234 Longhi,Riccardo	0:15,518	273 Van Leeuwen,Martijn	0:15,588
4 234 Longhi,Riccardo	0:51,626	234 Longhi,Riccardo	0:20,467	204 Schmitz,Alexander	0:15,531	209 Nomblot,Jean	0:15,603
5 210 Denner,Emilien	0:51,754	209 Nomblot,Jean	0:20,520	202 Pex,Jorrit	0:15,535	234 Longhi,Riccardo	0:15,617
6 204 Schmitz,Alexander	0:51,758	210 Denner,Emilien	0:20,521	209 Nomblot,Jean	0:15,553	270 Skáras,Emil	0:15,626
7 209 Nomblot,Jean	0:51,776	235 Marseglia,Leonardo Giu	0:20,523	270 Skáras,Emil	0:15,555	215 Matisic,André	0:15,636
8 270 Skáras,Emil	0:51,785	204 Schmitz,Alexander	0:20,534	235 Marseglia,Leonardo Giu	0:15,555	204 Schmitz,Alexander	0:15,638
9 235 Marseglia,Leonardo Giu	0:51,840	270 Skáras,Emil	0:20,536	210 Denner,Emilien	0:15,568	235 Marseglia,Leonardo Giu	0:15,639
10 222 Pau,Maximilian	0:51,862	221 Iglesias,Jérémy	0:20,564	263 Tabakovic,Ronny	0:15,574	222 Pau,Maximilian	0:15,649
11 259 Spokvist,Isak	0:51,872	215 Matisic,André	0:20,568	213 Lundberg,Douglas	0:15,579	259 Spokvist,Isak	0:15,654
12 215 Matisic,André	0:51,874	259 Spokvist,Isak	0:20,573	222 Pau,Maximilian	0:15,581	210 Denner,Emilien	0:15,665
13 271 Glerum,Robin	0:51,926	225 Talas,Jakub	0:20,574	220 Tubben,Max	0:15,581	221 Iglesias,Jérémy	0:15,681
14 207 Gustavsson,Viktor	0:51,931	222 Pau,Maximilian	0:20,586	207 Gustavsson,Viktor	0:15,586	231 Milléll,Noah	0:15,686
15 225 Talas,Jakub	0:51,938	207 Gustavsson,Viktor	0:20,602	225 Talas,Jakub	0:15,593	232 Luyet,Jean	0:15,688
16 221 Iglesias,Jérémy	0:51,938	231 Milléll,Noah	0:20,612	259 Spokvist,Isak	0:15,595	207 Gustavsson,Viktor	0:15,689
17 231 Milléll,Noah	0:51,974	213 Lundberg,Douglas	0:20,617	215 Matisic,André	0:15,596	271 Glerum,Robin	0:15,691
18 216 Tornqvist Persson,Benja	0:51,979	220 Tubben,Max	0:20,618	219 Sjöberg,Jesper	0:15,600	216 Tornqvist Persson,Benja	0:15,695
19 213 Lundberg,Douglas	0:52,016	264 Cypers,Thomas	0:20,623	268 Specken,Guust	0:15,604	225 Talas,Jakub	0:15,716
20 268 Specken,Guust	0:52,020	271 Glerum,Robin	0:20,625	271 Glerum,Robin	0:15,610	268 Specken,Guust	0:15,731
21 220 Tubben,Max	0:52,030	272 Dreezen,Rick	0:20,636	231 Milléll,Noah	0:15,625	213 Lundberg,Douglas	0:15,733
22 232 Luyet,Jean	0:52,043	216 Tornqvist Persson,Benja	0:20,638	216 Tornqvist Persson,Benja	0:15,645	272 Dreezen,Rick	0:15,737
23 263 Tabakovic,Ronny	0:52,053	232 Luyet,Jean	0:20,644	221 Iglesias,Jérémy	0:15,646	220 Tubben,Max	0:15,745
24 272 Dreezen,Rick	0:52,058	268 Specken,Guust	0:20,667	272 Dreezen,Rick	0:15,662	219 Sjöberg,Jesper	0:15,746
25 219 Sjöberg,Jesper	0:52,077	269 Tandon,Keawn	0:20,679	232 Luyet,Jean	0:15,663	264 Cypers,Thomas	0:15,769
26 264 Cypers,Thomas	0:52,116	219 Sjöberg,Jesper	0:20,682	277 Javurek,Dominik	0:15,664	263 Tabakovic,Ronny	0:15,771
27 229 Hold,Christoph	0:52,205	263 Tabakovic,Ronny	0:20,684	229 Hold,Christoph	0:15,669	229 Hold,Christoph	0:15,788
28 269 Tandon,Keawn	0:52,397	229 Hold,Christoph	0:20,691	264 Cypers,Thomas	0:15,683	269 Tandon,Keawn	0:15,823
29 233 Luyet,Samuel	0:52,542	208 Mrosek,Michael	0:20,749	269 Tandon,Keawn	0:15,698	277 Javurek,Dominik	0:15,847
30 277 Javurek,Dominik	0:52,558	277 Javurek,Dominik	0:20,752	233 Luyet,Samuel	0:15,769	208 Mrosek,Michael	0:15,855
31 208 Mrosek,Michael	0:52,565	233 Luyet,Samuel	0:20,838	208 Mrosek,Michael	0:15,789	233 Luyet,Samuel	0:15,879
32 236 Lang,Hannah	0:52,908	236 Lang,Hannah	0:20,897	236 Lang,Hannah	0:15,907	236 Lang,Hannah	0:16,020
33 223 Davies,Dylan	0:57,639	223 Davies,Dylan	0:21,254	223 Davies,Dylan	0:17,361	223 Davies,Dylan	0:16,644

DEUTSCHE KART-MEISTERSCHAFT

Round 4: 02 - 04 / 08 / 2019

KARTING GENK (BEL)




DMSB RegNr 166/19

R 15 DSKM (KZ2) Race 1

Die schnellsten Zeiten

Ort	Nr. Fahrername	Zeit	Streckentl.	Ø Speed
Ziel	202 Pex,Jorrit	0:51,550	1360 m	95,0 km/h
Sektion 1	273 Van Leeuwen,Marlijn	0:20,410	548 m	96,7 km/h
Sektion 2	203 Pex,Ston	0:15,491	366 m	85,1 km/h
Sektion 3	202 Pex,Jorrit	0:15,440	446 m	104,0 km/h

	Smr.234 Longhi,Riccardo ITA			Smr.273 Van Leeuwen,Marlijn NLD			Smr.203 Pex,Ston NLD			Smr.202 Pex,Jorrit NLD			Smr.210 Denner,Emilien FRA			
	BIREL ART RACING KSW			KR Motorsport srl			SP Motorsport			SP Motorsport			CPB SPORT			
	theoretisch mögliche Bestzeit 0:51,602			theoretisch mögliche Bestzeit 0:51,493			theoretisch mögliche Bestzeit 0:51,462			theoretisch mögliche Bestzeit 0:51,395			theoretisch mögliche Bestzeit 0:51,754			
best	Ziel	Sektion 1	Sektion 2	Sektion 3	Ziel	Sektion 1	Sektion 2	Sektion 3	Ziel	Sektion 1	Sektion 2	Sektion 3	Ziel	Sektion 1	Sektion 2	Sektion 3
Runde 1	0:55,421	0:23,214	0:16,157	0:16,050	0:55,977	0:23,496	0:16,247	0:16,234	0:56,121	0:23,664	0:16,163	0:16,294	0:55,521	0:22,918	0:16,294	0:16,309
Runde 2	0:52,850	0:21,062	0:15,858	0:15,990	0:53,279	0:21,252	0:16,108	0:15,919	0:53,214	0:21,217	0:16,033	0:15,964	0:53,706	0:21,263	0:16,401	0:16,042
Runde 3	0:52,538	0:20,852	0:15,838	0:15,848	0:52,544	0:20,905	0:15,855	0:15,784	0:52,763	0:21,035	0:15,853	0:15,875	0:53,320	0:21,108	0:16,154	0:16,058
Runde 4	0:52,174	0:20,718	0:15,706	0:15,750	0:52,148	0:20,722	0:15,710	0:15,716	0:52,441	0:20,873	0:15,776	0:15,792	0:52,593	0:20,866	0:15,811	0:15,916
Runde 5	0:52,264	0:20,749	0:15,709	0:15,806	0:51,958	0:20,646	0:15,596	0:15,716	0:52,287	0:20,683	0:15,738	0:15,866	0:52,382	0:20,756	0:15,755	0:15,871
Runde 6	0:51,953	0:20,586	0:15,629	0:15,738	0:51,786	0:20,513	0:15,578	0:15,695	0:52,030	0:20,710	0:15,686	0:15,634	0:52,221	0:20,687	0:15,702	0:15,832
Runde 7	0:51,879	0:20,578	0:15,589	0:15,712	0:51,691	0:20,479	0:15,587	0:15,625	0:51,741	0:20,552	0:15,573	0:15,616	0:52,199	0:20,676	0:15,765	0:15,758
Runde 8	0:51,699	0:20,497	0:15,585	0:15,667	0:51,653	0:20,465	0:15,533	0:15,655	0:51,662	0:20,536	0:15,510	0:15,616	0:52,079	0:20,612	0:15,725	0:15,742
Runde 9	0:51,704	0:20,498	0:15,549	0:15,657	0:51,716	0:20,448	0:15,634	0:15,634	0:51,620	0:20,488	0:15,560	0:15,572	0:51,880	0:20,568	0:15,625	0:15,687
Runde 10	0:51,721	0:20,510	0:15,537	0:15,674	0:51,727	0:20,444	0:15,556	0:15,727	0:51,665	0:20,416	0:15,581	0:15,668	0:51,979	0:20,625	0:15,627	0:15,727
Runde 11	0:51,713	0:20,484	0:15,565	0:15,664	0:51,610	0:20,434	0:15,545	0:15,631	0:51,835	0:20,605	0:15,611	0:15,619	0:51,921	0:20,629	0:15,607	0:15,685
Runde 12	0:51,676	0:20,467	0:15,583	0:15,626	0:51,556	0:20,419	0:15,495	0:15,642	0:51,583	0:20,477	0:15,529	0:15,577	0:51,754	0:20,521	0:15,568	0:15,665
Runde 13	0:51,626	0:20,491	0:15,518	0:15,617	0:51,585	0:20,410	0:15,582	0:15,593	0:51,620	0:20,486	0:15,543	0:15,591	0:51,874	0:20,576	0:15,631	0:15,667
Runde 14	0:51,700	0:20,532	0:15,532	0:15,636	0:51,738	0:20,489	0:15,617	0:15,632	0:51,610	0:20,506	0:15,491	0:15,613	0:51,967	0:20,622	0:15,660	0:15,685
Runde 15	0:51,731	0:20,547	0:15,558	0:15,626	0:51,744	0:20,487	0:15,669	0:15,588	0:51,799	0:20,538	0:15,617	0:15,644	0:51,965	0:20,651	0:15,644	0:15,670
Runde 16	0:51,745	0:20,557	0:15,526	0:15,662	0:51,693	0:20,514	0:15,553	0:15,626	0:51,616	0:20,425	0:15,554	0:15,637	0:51,904	0:20,611	0:15,591	0:15,702
Runde 17	0:51,798	0:20,562	0:15,585	0:15,651	0:51,777	0:20,580	0:15,553	0:15,644	0:51,558	0:20,461	0:15,542	0:15,555	0:51,915	0:20,615	0:15,625	0:15,675
Runde 18	0:51,851	0:20,515	0:15,630	0:15,706	0:51,789	0:20,537	0:15,571	0:15,681	0:51,814	0:20,602	0:15,586	0:15,626	0:52,005	0:20,650	0:15,606	0:15,749
Runde 19	0:52,482	0:20,867	0:15,818	0:15,797	0:52,394	0:20,794	0:15,927	0:15,673	0:52,483	0:20,717	0:16,082	0:15,684	0:52,005	0:20,683	0:15,608	0:15,714

Round 4: 02 - 04 / 08 / 2019

KARTING GENK (BEL)

DEUTSCHE KART-MEISTERSCHAFT




DMSB RegNr 166/19

R 15 DS KM (KZ2) Race 1

Die schnellsten Zeiten


Ort	Nr. Fahrername	Zeit	Streckentl.	Ø Speed
Ziel	202 Pex,Jorritj	0:51,550	1360 m	95,0 km/h
Sektion 1	273 Van Leeuwen,Marlijn	0:20,410	548 m	96,7 km/h
Sektion 2	203 Pex,Ston	0:15,491	366 m	85,1 km/h
Sektion 3	202 Pex,Jorritj	0:15,440	446 m	104,0 km/h

	Snr.209 Nombot,Jean FRA CPB SPORT		Snr.215 Maticic,André DEU Solgat Motorsport		Snr.270 Skåras,Emil SWE ENERGY CORSE S.R.L.		Snr.222 Paul,Maximilian DEU DR SRL		Snr.235 Marseglia,Leonardo Giuseppe ITA BIREL ART RACING KSW	
	theoretisch mögliche Bestzeit	Ziel	theoretisch mögliche Bestzeit	Ziel	theoretisch mögliche Bestzeit	Ziel	theoretisch mögliche Bestzeit	Ziel	theoretisch mögliche Bestzeit	Ziel
best	0:51,776	0:20,520	0:15,553	0:15,603	0:16,597	0:15,603	0:15,555	0:15,649	0:15,840	0:20,523
Runde 1	0:56,833	0:23,814	0:16,597	0:16,422	0:16,597	0:16,422	0:16,597	0:16,321	0:56,689	0:23,395
Runde 2	0:53,098	0:21,172	0:15,852	0:16,074	0:16,119	0:16,119	0:16,119	0:16,198	0:53,444	0:21,563
Runde 3	0:53,143	0:21,334	0:15,798	0:16,011	0:16,481	0:16,481	0:16,481	0:16,254	0:53,026	0:21,215
Runde 4	0:53,128	0:21,117	0:16,046	0:15,965	0:15,845	0:15,845	0:15,845	0:15,941	0:53,404	0:21,220
Runde 5	0:52,243	0:20,736	0:15,724	0:15,783	0:15,803	0:15,803	0:15,723	0:16,001	0:52,266	0:20,834
Runde 6	0:51,803	0:20,520	0:15,581	0:15,702	0:15,702	0:15,702	0:15,696	0:16,457	0:52,963	0:20,701
Runde 7	0:52,150	0:20,591	0:15,805	0:15,754	0:15,715	0:15,715	0:15,708	0:15,738	0:52,197	0:20,729
Runde 8	0:51,850	0:20,629	0:15,569	0:15,652	0:15,708	0:15,708	0:15,644	0:15,677	0:52,018	0:20,613
Runde 9	0:51,794	0:20,561	0:15,570	0:15,663	0:15,711	0:15,711	0:15,662	0:15,689	0:51,855	0:20,583
Runde 10	0:51,948	0:20,641	0:15,607	0:15,700	0:15,744	0:15,744	0:15,668	0:15,707	0:51,986	0:20,661
Runde 11	0:51,830	0:20,603	0:15,571	0:15,656	0:15,730	0:15,730	0:15,672	0:15,677	0:51,920	0:20,523
Runde 12	0:51,856	0:20,688	0:15,565	0:15,603	0:15,660	0:15,660	0:15,601	0:15,649	0:51,997	0:20,642
Runde 13	0:51,776	0:20,582	0:15,553	0:15,641	0:15,706	0:15,706	0:15,616	0:15,879	0:51,952	0:20,641
Runde 14	0:51,879	0:20,630	0:15,564	0:15,685	0:15,674	0:15,674	0:15,590	0:15,736	0:52,246	0:20,726
Runde 15	0:51,953	0:20,630	0:15,635	0:15,688	0:15,688	0:15,688	0:15,616	0:15,675	0:52,197	0:20,626
Runde 16	0:51,977	0:20,598	0:15,653	0:15,676	0:15,676	0:15,676	0:15,658	0:15,679	0:52,197	0:20,626
Runde 17	0:51,903	0:20,617	0:15,612	0:15,674	0:15,668	0:15,668	0:15,694	0:15,685	0:51,840	0:20,603
Runde 18	0:51,964	0:20,688	0:15,603	0:15,673	0:15,743	0:15,743	0:15,624	0:15,712	0:51,869	0:20,527
Runde 19	0:52,053	0:20,630	0:15,660	0:15,763	0:15,779	0:15,779	0:15,828	0:15,766	0:52,024	0:20,614
									0:52,076	0:20,647

Round 4: 02 - 04 / 08 / 2019

KARTING GENK (BEL)



DEUTSCHE KART-MEISTERSCHAFT



DMSB RegNr 166/19


R 15 DS KM (KZ2) Race 1

Die schnellsten Zeiten

Ort	Nr. Fahrername	Zeit	Streckenl.	Ø Speed
Ziel	202 Pex,Jorrit	0:51,550	1360 m	95,0 km/h
Sektion 1	273 Van Leeuwen,Marritjn	0:20,410	548 m	96,7 km/h
Sektion 2	203 Pex,Ston	0:15,491	366 m	85,1 km/h
Sektion 3	202 Pex,Jorrit	0:15,440	446 m	104,0 km/h

	Smr.204 Schmitz,Alexander DEU Renda Motorsport			Smr.231 Millel,Noah SWE JP RACING			Smr.225 Tatas,Jakub CZE JOKA RACING			Smr.259 Sjakvist,Isak SWE ENERGY CORSE S.R.L.			Smr.221 Iglestas,Jérémy FRA RS Schumacher Racing Team		
	theoretisch mögliche Bestzeit	Ziel	Sektion 3	theoretisch mögliche Bestzeit	Ziel	Sektion 3	theoretisch mögliche Bestzeit	Ziel	Sektion 3	theoretisch mögliche Bestzeit	Ziel	Sektion 3	theoretisch mögliche Bestzeit	Ziel	Sektion 3
best	0:51,758	0:20,534	0:15,531	0:51,974	0:20,612	0:15,625	0:51,988	0:20,574	0:15,593	0:51,872	0:20,573	0:15,595	0:51,938	0:20,564	0:15,681
Runde 1	0:56,257	0:23,617	0:16,340	0:56,229	0:23,436	0:16,418	0:57,092	0:23,591	0:17,048	0:57,027	0:23,223	0:17,509	0:56,741	0:23,603	0:16,378
Runde 2	0:53,482	0:21,205	0:16,169	0:53,359	0:21,192	0:16,073	0:53,841	0:21,508	0:16,273	0:53,835	0:21,532	0:16,363	0:53,564	0:21,430	0:16,078
Runde 3	0:53,931	0:21,070	0:16,118	0:53,423	0:21,053	0:16,092	0:53,581	0:21,086	0:16,410	0:53,091	0:21,130	0:16,044	0:53,088	0:21,161	0:15,976
Runde 4	0:53,779	0:21,586	0:16,150	0:52,724	0:21,001	0:15,858	0:52,823	0:20,993	0:15,887	0:52,487	0:20,850	0:15,788	0:53,184	0:21,222	0:15,941
Runde 5	0:53,314	0:21,287	0:15,920	0:52,390	0:20,860	0:15,733	0:52,442	0:20,865	0:15,739	0:52,543	0:20,790	0:15,908	0:52,804	0:21,047	0:15,898
Runde 6	0:52,492	0:20,972	0:15,730	0:52,110	0:20,680	0:15,690	0:52,230	0:20,715	0:15,687	0:52,418	0:20,928	0:15,673	0:52,474	0:20,827	0:15,809
Runde 7	0:52,383	0:20,696	0:15,749	0:52,174	0:20,640	0:15,822	0:52,473	0:20,658	0:15,717	0:53,413	0:20,705	0:15,688	0:53,180	0:20,699	0:15,768
Runde 8	0:52,023	0:20,612	0:15,643	0:52,563	0:21,193	0:15,625	0:52,237	0:20,821	0:15,650	0:52,625	0:21,085	0:15,782	0:52,595	0:21,076	0:15,761
Runde 9	0:51,817	0:20,592	0:15,537	0:51,974	0:20,652	0:15,636	0:52,104	0:20,686	0:15,679	0:51,919	0:20,646	0:15,606	0:52,184	0:20,673	0:15,707
Runde 10	0:51,758	0:20,539	0:15,531	0:52,155	0:20,766	0:15,631	0:51,965	0:20,614	0:15,593	0:51,949	0:20,623	0:15,602	0:52,029	0:20,617	0:15,752
Runde 11	0:51,796	0:20,572	0:15,570	0:52,341	0:20,984	0:15,634	0:51,938	0:20,574	0:15,648	0:52,059	0:20,633	0:15,715	0:52,456	0:20,665	0:16,037
Runde 12	0:51,889	0:20,697	0:15,554	0:51,983	0:20,654	0:15,640	0:52,154	0:20,692	0:15,699	0:51,878	0:20,573	0:15,639	0:52,130	0:20,611	0:15,759
Runde 13	0:51,778	0:20,534	0:15,572	0:52,316	0:20,612	0:15,628	0:52,012	0:20,592	0:15,682	0:51,996	0:20,591	0:15,706	0:51,938	0:20,596	0:15,646
Runde 14	0:52,195	0:20,660	0:15,738	0:52,280	0:20,842	0:15,699	0:52,112	0:20,706	0:15,647	0:51,872	0:20,623	0:15,595	0:52,034	0:20,647	0:15,677
Runde 15	0:52,394	0:20,607	0:16,107	0:52,565	0:20,709	0:16,129	0:52,029	0:20,586	0:15,675	0:51,988	0:20,636	0:15,657	0:51,974	0:20,611	0:15,682
Runde 16	0:51,985	0:20,638	0:15,652	0:52,148	0:20,723	0:15,662	0:52,064	0:20,634	0:15,668	0:52,064	0:20,637	0:15,748	0:51,948	0:20,564	0:15,690
Runde 17	0:52,470	0:20,721	0:16,007	0:53,031	0:20,704	0:16,588	0:52,044	0:20,664	0:15,623	0:52,025	0:20,676	0:15,662	0:52,138	0:20,674	0:15,721
Runde 18	0:52,087	0:20,749	0:15,601	0:52,168	0:20,682	0:15,720	0:52,066	0:20,675	0:15,672	0:52,111	0:20,740	0:15,687	0:52,137	0:20,666	0:15,719
Runde 19	0:51,957	0:20,602	0:15,650	0:52,178	0:20,714	0:15,701	0:52,202	0:20,709	0:15,648	0:52,170	0:20,672	0:15,745	0:52,433	0:20,684	0:15,745







DEUTSCHE KART-MEISTERSCHAFT

Round 4: 02 - 04 / 08 / 2019

KARTING GENK (BEL)



DMSB RegNr 166/19

R 15 DS KM (KZ2) Race 1

Die schnellsten Zeiten			
Ort	Nr. Fahrername	Zeit	Ø Speed
Ziel	202 Pex,Jorrit	0:51,550	95,0 km/h
Sektion 1	273 Van Leeuwen,Marritjin	0:20,410	96,7 km/h
Sektion 2	203 Pex,Ston	0:15,491	85,1 km/h
Sektion 3	202 Pex,Jorrit	0:15,440	104,0 km/h



	Smr.264 Cypers,Thomas BEL			Smr.272 Dreezen,Rick BEL			Smr.213 Lundberg,Douglas SWE			Smr.271 Glerum,Robin NLD			Smr.220 Tubben,Max NLD		
	theoretisch mögliche Bestzeit	Ziel	Bestzeit	theoretisch mögliche Bestzeit	Ziel	Bestzeit	theoretisch mögliche Bestzeit	Ziel	Bestzeit	theoretisch mögliche Bestzeit	Ziel	Bestzeit	theoretisch mögliche Bestzeit	Ziel	Bestzeit
best	0:52,116	0:20,623	0:15,683	0:52,058	0:20,636	0:15,662	0:52,016	0:20,617	0:15,579	0:51,926	0:20,625	0:15,610	0:52,030	0:20,618	0:15,581
Runde 1	0:57,792	0:23,573	0:17,542	0:58,211	0:23,919	0:17,552	0:58,195	0:24,060	0:17,283	0:58,705	0:24,372	0:17,547	0:57,484	0:23,597	0:17,189
Runde 2	0:54,118	0:21,689	0:16,336	0:53,892	0:21,465	0:16,205	0:54,024	0:21,418	0:16,357	0:54,249	0:21,478	0:16,542	0:54,328	0:21,542	0:16,489
Runde 3	0:53,079	0:21,017	0:16,008	0:53,515	0:21,231	0:16,296	0:53,550	0:21,270	0:16,277	0:53,110	0:21,026	0:16,038	0:54,232	0:21,270	0:16,718
Runde 4	0:52,779	0:20,945	0:15,919	0:53,347	0:21,054	0:16,292	0:53,027	0:21,090	0:16,036	0:53,335	0:20,935	0:16,231	0:53,306	0:21,054	0:16,205
Runde 5	0:52,581	0:20,922	0:15,817	0:53,315	0:20,741	0:15,756	0:52,510	0:20,865	0:15,778	0:53,094	0:21,049	0:16,184	0:53,798	0:21,154	0:16,508
Runde 6	0:52,343	0:20,735	0:15,752	0:52,352	0:20,766	0:15,789	0:52,300	0:20,771	0:15,721	0:51,926	0:20,625	0:15,610	0:52,526	0:20,890	0:15,768
Runde 7	0:52,428	0:20,806	0:15,814	0:52,256	0:20,748	0:15,752	0:52,307	0:20,801	0:15,689	0:51,966	0:20,640	0:15,610	0:52,484	0:20,812	0:15,758
Runde 8	0:52,772	0:20,822	0:15,853	0:52,252	0:20,696	0:15,762	0:52,236	0:20,717	0:15,727	0:52,044	0:20,659	0:15,638	0:52,257	0:20,752	0:15,691
Runde 9	0:52,276	0:20,770	0:15,718	0:52,432	0:20,647	0:15,967	0:52,504	0:20,647	0:16,095	0:52,399	0:20,708	0:15,888	0:52,156	0:20,716	0:15,608
Runde 10	0:52,187	0:20,669	0:15,692	0:52,058	0:20,636	0:15,685	0:52,053	0:20,687	0:15,579	0:52,178	0:20,695	0:15,635	0:52,128	0:20,707	0:15,637
Runde 11	0:52,286	0:20,623	0:15,858	0:52,086	0:20,641	0:15,662	0:52,016	0:20,617	0:15,666	0:52,092	0:20,699	0:15,617	0:52,146	0:20,723	0:15,637
Runde 12	0:52,335	0:20,753	0:15,793	0:52,061	0:20,647	0:15,668	0:52,051	0:20,698	0:15,612	0:51,985	0:20,645	0:15,614	0:52,030	0:20,670	0:15,615
Runde 13	0:52,761	0:20,700	0:16,038	0:52,489	0:20,724	0:15,700	0:52,621	0:20,747	0:15,717	0:52,490	0:20,700	0:15,698	0:52,091	0:20,618	0:15,581
Runde 14	0:52,116	0:20,643	0:15,683	0:52,248	0:20,745	0:15,726	0:52,247	0:20,736	0:15,686	0:52,200	0:20,765	0:15,663	0:52,036	0:20,696	0:15,594
Runde 15	0:52,259	0:20,734	0:15,756	0:52,282	0:20,748	0:15,761	0:52,195	0:20,748	0:15,702	0:52,342	0:20,815	0:15,757	0:52,061	0:20,631	0:15,600
Runde 16	0:52,276	0:20,681	0:15,751	0:52,405	0:20,714	0:15,764	0:52,692	0:20,764	0:15,767	0:52,427	0:20,695	0:15,714	0:52,135	0:20,680	0:15,707
Runde 17	0:52,334	0:20,718	0:15,826	0:52,784	0:21,267	0:15,740	0:52,974	0:21,402	0:15,781	0:53,068	0:21,465	0:15,817	0:52,474	0:20,767	0:15,928
Runde 18	0:52,458	0:20,723	0:15,879	0:52,161	0:20,711	0:15,707	0:52,679	0:20,787	0:15,902	0:52,545	0:20,674	0:15,879	0:52,453	0:20,701	0:15,804
Runde 19	0:52,602	0:20,778	0:15,924	0:52,087	0:20,652	0:15,675	0:52,744	0:20,816	0:15,940	0:52,709	0:20,819	0:15,938	0:52,773	0:20,879	0:15,933

R 15 DSKM (KZ2) Race 1

Die schnellsten Zeiten

Ort	Nr. Fahrername	Zeit	Streckenl.	Ø Speed
Ziel	202 Pex,Jorrit	0:51,550	1360 m	95,0 km/h
Sektion 1	273 Van Leeuwen,Marlijn	0:20,410	548 m	96,7 km/h
Sektion 2	203 Pex,Ston	0:15,491	366 m	85,1 km/h
Sektion 3	202 Pex,Jorrit	0:15,440	446 m	104,0 km/h


	Snr.268 Specken,Guust NLD			Snr.207 Gustavsson,Viktor SWE			Snr.232 Luyet,Jeon CHE			Snr.229 Hold,Christoph AUT			Snr.219 Sjöberg,Jesper SWE		
	theoretisch mögliche Bestzeit	Ziel	Sektion 3	theoretisch mögliche Bestzeit	Ziel	Sektion 3	theoretisch mögliche Bestzeit	Ziel	Sektion 3	theoretisch mögliche Bestzeit	Ziel	Sektion 3	theoretisch mögliche Bestzeit	Ziel	Sektion 3
best	0:52,020	0:20,667	0:15,604	0:51,931	0:20,602	0:15,586	0:52,043	0:20,644	0:15,663	0:52,205	0:20,691	0:15,788	0:52,077	0:20,682	0:15,600
Runde 1	0:58,874	0:24,240	0:17,799	0:58,856	0:24,334	0:17,654	0:58,849	0:24,082	0:17,800	0:59,300	0:24,656	0:17,888	0:58,557	0:24,007	0:17,437
Runde 2	0:54,661	0:21,501	0:16,555	0:54,402	0:21,909	0:16,147	0:54,496	0:21,558	0:16,430	0:54,561	0:21,966	0:16,371	0:54,258	0:21,440	0:16,593
Runde 3	0:53,630	0:21,216	0:16,217	0:54,016	0:21,338	0:16,063	0:53,781	0:21,370	0:16,124	0:53,587	0:21,232	0:16,145	0:54,032	0:21,482	0:16,390
Runde 4	0:52,930	0:20,902	0:15,984	0:52,806	0:20,985	0:15,885	0:53,022	0:21,008	0:15,983	0:53,247	0:21,240	0:15,957	0:53,426	0:20,896	0:16,208
Runde 5	0:53,695	0:21,025	0:16,516	0:53,169	0:21,154	0:16,107	0:53,869	0:21,125	0:16,656	0:53,250	0:20,962	0:16,292	0:55,638	0:21,465	0:17,552
Runde 6	0:53,437	0:21,365	0:16,003	0:53,594	0:21,457	0:16,008	0:53,387	0:21,477	0:15,941	0:53,069	0:21,075	0:15,904	0:53,040	0:21,130	0:15,934
Runde 7	0:52,789	0:20,927	0:15,988	0:52,822	0:21,043	0:15,787	0:52,990	0:21,176	0:15,905	0:52,858	0:21,091	0:15,820	0:53,414	0:21,207	0:15,973
Runde 8	0:52,274	0:20,756	0:15,715	0:52,872	0:20,968	0:16,054	0:53,000	0:21,112	0:15,777	0:53,071	0:21,154	0:15,835	0:52,813	0:21,007	0:15,948
Runde 9	0:52,232	0:20,713	0:15,714	0:52,342	0:20,867	0:15,695	0:52,899	0:21,018	0:15,850	0:53,545	0:20,953	0:15,993	0:52,768	0:20,955	0:15,793
Runde 10	0:52,178	0:20,707	0:15,674	0:52,115	0:20,708	0:15,636	0:52,260	0:20,739	0:15,737	0:52,663	0:20,796	0:15,870	0:52,526	0:21,039	0:15,690
Runde 11	0:52,081	0:20,676	0:15,638	0:52,014	0:20,639	0:15,612	0:52,893	0:20,822	0:15,818	0:52,364	0:20,747	0:15,669	0:52,580	0:20,951	0:15,783
Runde 12	0:52,066	0:20,671	0:15,656	0:51,931	0:20,602	0:15,586	0:52,224	0:20,759	0:15,735	0:52,655	0:20,837	0:15,769	0:52,562	0:20,909	0:15,771
Runde 13	0:52,020	0:20,667	0:15,604	0:52,100	0:20,653	0:15,694	0:52,313	0:20,779	0:15,717	0:52,277	0:20,741	0:15,678	0:53,248	0:21,553	0:15,863
Runde 14	0:52,169	0:20,679	0:15,637	0:52,150	0:20,676	0:15,664	0:52,139	0:20,720	0:15,695	0:52,205	0:20,691	0:15,716	0:52,077	0:20,731	0:15,600
Runde 15	0:52,200	0:20,783	0:15,686	0:52,059	0:20,722	0:15,648	0:52,132	0:20,723	0:15,671	0:52,218	0:20,702	0:15,728	0:52,110	0:20,682	0:15,643
Runde 16	0:52,084	0:20,717	0:15,617	0:52,117	0:20,683	0:15,682	0:52,064	0:20,713	0:15,663	0:52,338	0:20,740	0:15,769	0:52,210	0:20,792	0:15,660
Runde 17	0:52,185	0:20,770	0:15,657	0:52,171	0:20,692	0:15,733	0:52,043	0:20,655	0:15,684	0:52,702	0:21,073	0:15,775	0:52,356	0:20,686	0:15,693
Runde 18	0:52,187	0:20,667	0:15,705	0:52,234	0:20,661	0:15,724	0:52,110	0:20,644	0:15,687	0:52,411	0:20,742	0:15,749	0:52,265	0:20,781	0:15,654
Runde 19	0:52,263	0:20,762	0:15,722	0:52,205	0:20,705	0:15,705	0:52,161	0:20,668	0:15,707	0:52,503	0:20,784	0:15,825	0:52,334	0:20,795	0:15,707

DEUTSCHE KART-MEISTERSCHAFT

Round 4: 02 - 04 / 08 / 2019

KARTING GENK (BEL)







DMSB RegNr 166/19

R 15 DSKM (KZ2) Race 1

Die schnellsten Zeiten

Ort	Nr. Fahrername	Zeit	Streckenl.	Ø Speed
Ziel	202 Pex,Jorrit	0:51,550	1360 m	95,0 km/h
Sektion 1	273 Van Leeuwen,Marlijn	0:20,410	548 m	96,7 km/h
Sektion 2	203 Pex,Ston	0:15,491	366 m	85,1 km/h
Sektion 3	202 Pex,Jorrit	0:15,440	446 m	104,0 km/h


	Snr:216 Torqvist Persson,Benjamin SWE CRG Holland			Snr:263 Tabakovic,Romy DEU C.K.R Srl			Snr:269 Tandon,Keawn USA DR SRL			Snr:208 Mrosek,Michael DEU Team AK-Racing			Snr:236 Lang,Hannah GBR MK Racing		
	theoretisch mögliche Bestzeit	Ziel	Sektion 3	theoretisch mögliche Bestzeit	Ziel	Sektion 3	theoretisch mögliche Bestzeit	Ziel	Sektion 3	theoretisch mögliche Bestzeit	Ziel	Sektion 3	theoretisch mögliche Bestzeit	Ziel	Sektion 3
best	0:51,979	0:20,638	0:15,645	0:52,053	0:20,684	0:15,574	0:52,397	0:20,679	0:15,698	0:52,565	0:20,749	0:15,789	0:52,908	0:20,897	0:15,907
Runde 1	1:01,856	0:24,652	0:16,954	0:59,417	0:24,587	0:17,833	0:59,200	0:24,257	0:18,054	0:59,809	0:24,801	0:18,051	0:59,842	0:24,706	0:18,114
Runde 2	0:54,628	0:22,065	0:16,326	0:54,472	0:21,498	0:16,378	0:55,252	0:22,097	0:16,773	0:54,886	0:21,939	0:16,544	0:55,510	0:21,928	0:16,597
Runde 3	0:53,115	0:21,236	0:15,978	0:54,225	0:21,589	0:16,084	0:53,348	0:21,245	0:16,040	0:53,878	0:21,353	0:16,357	0:53,934	0:21,300	0:16,187
Runde 4	0:53,345	0:21,368	0:16,150	0:54,167	0:21,626	0:16,437	0:53,310	0:21,245	0:15,943	0:53,554	0:21,286	0:16,148	0:53,820	0:21,252	0:16,234
Runde 5	0:53,617	0:20,901	0:16,412	0:53,244	0:20,895	0:16,114	0:53,148	0:20,866	0:16,290	0:53,387	0:21,024	0:16,115	0:53,475	0:21,018	0:16,160
Runde 6	0:53,074	0:20,798	0:15,921	0:52,852	0:20,918	0:15,946	0:53,456	0:21,322	0:15,932	0:53,193	0:21,200	0:15,959	0:53,298	0:20,981	0:16,165
Runde 7	0:53,098	0:21,215	0:15,905	0:53,106	0:21,132	0:15,915	0:53,844	0:21,118	0:16,011	0:53,141	0:21,064	0:15,962	0:53,085	0:20,942	0:15,921
Runde 8	0:52,399	0:20,809	0:15,872	0:52,767	0:20,787	0:16,146	0:52,636	0:20,901	0:15,860	0:52,959	0:21,068	0:15,913	0:53,079	0:20,967	0:15,955
Runde 9	0:53,388	0:21,238	0:15,765	0:53,370	0:21,185	0:15,765	0:53,195	0:21,005	0:15,732	0:52,770	0:20,845	0:15,888	0:53,177	0:20,897	0:16,081
Runde 10	0:52,629	0:20,814	0:15,916	0:53,088	0:21,500	0:15,760	0:52,672	0:21,009	0:15,795	0:53,228	0:21,430	0:15,861	0:53,369	0:20,971	0:16,164
Runde 11	0:52,580	0:20,856	0:15,666	0:52,598	0:20,817	0:15,885	0:52,906	0:20,714	0:15,988	0:52,581	0:20,866	0:15,791	0:53,168	0:21,184	0:15,907
Runde 12	0:52,448	0:20,683	0:15,663	0:52,285	0:20,786	0:15,659	0:52,453	0:20,825	0:15,805	0:52,665	0:20,820	0:15,894	0:52,908	0:20,913	0:15,939
Runde 13	0:52,493	0:20,847	0:15,677	0:53,359	0:21,505	0:15,853	0:53,175	0:21,346	0:15,889	0:52,866	0:21,013	0:15,956	0:53,011	0:21,013	0:15,937
Runde 14	0:51,979	0:20,638	0:15,646	0:52,305	0:20,863	0:15,671	0:52,544	0:20,908	0:15,785	0:52,703	0:21,059	0:15,789	0:53,296	0:21,248	0:15,911
Runde 15	0:52,100	0:20,749	0:15,645	0:52,199	0:20,684	0:15,731	0:52,451	0:20,922	0:15,698	0:52,582	0:20,868	0:15,798	0:53,180	0:20,914	0:16,155
Runde 16	0:52,283	0:20,781	0:15,712	0:52,053	0:20,687	0:15,574	0:52,438	0:20,679	0:15,842	0:52,636	0:20,861	0:15,873	0:53,048	0:21,011	0:16,017
Runde 17	0:53,441	0:20,752	0:15,731	0:52,214	0:20,745	0:15,660	0:52,634	0:20,980	0:15,755	0:52,565	0:20,749	0:15,841	0:53,145	0:21,039	0:15,931
Runde 18	0:52,542	0:21,053	0:15,704	0:52,476	0:20,817	0:15,797	0:52,397	0:20,752	0:15,784	0:52,841	0:21,041	0:15,903	0:53,208	0:21,102	0:15,929
Runde 19	0:52,376	0:20,769	0:15,752	0:52,281	0:20,748	0:15,720	0:52,404	0:20,758	0:15,755	0:53,123	0:20,905	0:16,164	0:53,245	0:21,077	0:15,974

DEUTSCHE KART-MEISTERSCHAFT

Round 4: 02 - 04 / 08 / 2019

KARTING GENK (BEL)



DMSB RegNr 166/19

R 15 DSKM (KZ2) Race 1

Die schnellsten Zeiten

Ort	Nr. Fahrername	Zeit	Streckenl.	Ø Speed
Ziel	202 Pex,Jorritj	0:51,550	1360 m	95,0 km/h
Sektion 1	273 Van Leeuwen,Marlijn	0:20,410	548 m	96,7 km/h
Sektion 2	203 Pex,Ston	0:15,491	366 m	85,1 km/h
Sektion 3	202 Pex,Jorritj	0:15,440	446 m	104,0 km/h

	Smr.233 Luyet,Samuel CHE CRG Holland	Smr.277 Javurek,Dominik CZE JOKA RACING	Smr.223 Davies,Dylan NLD DR SRL	
	theoretisch mögliche Bestzeit 0:52,486	theoretisch mögliche Bestzeit 0:52,263	theoretisch mögliche Bestzeit 0:55,259	
best	Ziel Sektion 1 Sektion 2 Sektion 3 0:52,542 0:20,838 0:15,769 0:15,879	Ziel Sektion 1 Sektion 2 Sektion 3 0:52,558 0:20,752 0:15,664 0:15,847	Ziel Sektion 1 Sektion 2 Sektion 3 0:57,639 0:21,254 0:17,361 0:16,644	Ziel Sektion 1 Sektion 2 Sektion 3
Runde 1	0:57,645 0:23,560 0:17,323 0:16,762	0:57,187 0:23,539 0:17,198 0:16,450	0:57,639 0:23,634 0:17,361 0:16,644	
Runde 2	0:54,328 0:21,475 0:16,526 0:16,327	0:56,717 0:21,626 0:17,986 0:17,105	0:21,254	
Runde 3	0:53,615 0:21,251 0:16,196 0:16,168	0:54,130 0:21,113 0:16,398 0:16,619		
Runde 4	0:53,861 0:21,132 0:16,376 0:16,353	0:52,851 0:20,958 0:15,913 0:15,980		
Runde 5	0:54,147 0:21,054 0:16,659 0:16,434	0:53,670 0:21,074 0:16,347 0:16,249		
Runde 6	0:53,404 0:21,290 0:16,022 0:16,092	0:53,821 0:21,354 0:16,014 0:16,453		
Runde 7	0:53,300 0:21,214 0:15,958 0:16,128	0:53,401 0:21,542 0:15,852 0:16,007		
Runde 8	0:52,901 0:20,943 0:16,029 0:15,929	0:52,795 0:21,013 0:15,852 0:15,930		
Runde 9	0:53,035 0:21,223 0:15,933 0:15,879	0:53,477 0:21,288 0:15,745 0:16,444		
Runde 10	0:52,542 0:20,856 0:15,769 0:15,917	0:52,649 0:20,752 0:15,961 0:15,936		
Runde 11	0:53,156 0:20,838 0:15,823 0:16,495	0:52,558 0:20,801 0:15,664 0:16,093		
Runde 12	0:53,060 0:20,911 0:15,821 0:16,328	0:52,708 0:21,046 0:15,695 0:15,967		
Runde 13	0:53,424 0:21,612 0:15,896 0:15,916	0:53,294 0:21,512 0:15,935 0:15,847		
Runde 14	0:41,735 0:20,469			

Warm Up DSKM (K22)

 Strecke / track: 1360m
 started: 34 classified: 34 not classified: 0




Pos	Str. Nr.	Fahrer / Driver	Nation	Bewerber / Sponsor	Nation	Lizenz / R-Lizenz	Chassis / Motor / Reifen	Runden / Laps	Differenz	Abstand / Gap	beste Runde / best Lap	in R. / in L.	Geschw. / Speed
1	203	PEX, Stan	NLD	SP Motorsport	NLD	31772 47253	Kart Republic / TM / Vega	11			0:51,411	11	95,2 km/h
2	273	VAN LEEUWEN, Martijn	NLD	KR Motorsport srl	ITA	30816 436754	Kart Republic / Iame / Vega	10	0:00,053	0:00,053	0:51,464	10	95,1 km/h
3	210	DENNER, Emilien	FRA	CPB SPORT	FRA	141283E1 232241	SODI / TM / Vega	9	0:00,101	0:00,048	0:51,512	8	95,0 km/h
4	213	LUNDBERG, Douglas	SWE	Bamberger Karttracing	DEU	199109174053 KBF1197896	Luxor / TM / Vega	9	0:00,134	0:00,033	0:51,545	9	95,0 km/h
5	270	SKÅRAS, Emil	SWE	ENERGY CORSE S.R.L.	ITA	199805302198 295423	Energy / TM / Vega	10	0:00,175	0:00,041	0:51,586	10	94,9 km/h
6	209	NOMBLLOT, Jean	FRA	CPB SPORT	FRA	119783 232241	SODI / TM / Vega	10	0:00,204	0:00,029	0:51,615	10	94,9 km/h
7	234	LONGHI, Riccardo	ITA	BIREL ART RACING KSW	AUT	296344 BK102	Birel Art / TM / Vega	10	0:00,214	0:00,010	0:51,625	10	94,8 km/h
8	202	PEX, Jorrit	NLD	SP Motorsport	NLD	27382 47253	Kart Republic / TM / Vega	10	0:00,221	0:00,007	0:51,632	10	94,8 km/h
9	222	PAUL, Maximilian	DEU	DR SRL	ITA	IKB1140086 296449	DR / Modena / Vega	10	0:00,262	0:00,041	0:51,673	10	94,7 km/h
10	231	MILLELL, Noah	SWE	JP RACING	SWE	200007286719 105	Exprit / Vortex / Vega	11	0:00,285	0:00,023	0:51,696	10	94,7 km/h
11	272	DREEZEN, Rick	BEL	KR Motorsport srl	ITA	800757 436754	KR / Iame / Vega	10	0:00,285	0:00,000	0:51,696	10	94,7 km/h
12	219	SJÖBERG, Jesper	SWE	CRG Holland	NLD	199910020057 15521	CRG / TM / Vega	10	0:00,300	0:00,015	0:51,711	10	94,7 km/h
13	221	IGLESIAS, Jérémy	FRA	RS Schumacher Racing Team	DEU	187987 KBF1067587	IPK Praga / IAME / Vega	11	0:00,332	0:00,032	0:51,743	11	94,6 km/h
14	204	SCHMITZ, Alexander	DEU	Renda Motorsport	ITA	IKA1120614 322880	Tony Kart / Vortex / Vega	11	0:00,384	0:00,052	0:51,795	11	94,5 km/h
15	223	DAVIES, Dylan	NLD	DR SRL	ITA	19701 296449	DR / Modena / Vega	10	0:00,405	0:00,021	0:51,816	10	94,5 km/h
16	235	MARSEGLIA, Leonardo Gi	ITA	BIREL ART RACING KSW	AUT	336013 BK102	Birel Art / TM / Vega	10	0:00,409	0:00,004	0:51,820	9	94,5 km/h
17	232	LUYET, Jean	CHE	CRG Holland	NLD	505028 15521	CRG / TM / Vega	10	0:00,461	0:00,052	0:51,872	10	94,4 km/h
18	220	TUBBEN, Max	NLD	CRG Holland	NLD	33495 15521	CRG / TM / Vega	10	0:00,473	0:00,012	0:51,884	10	94,4 km/h
19	215	MATISIC, André	DEU	Salgat Motorsport	DEU	IKB1083048 KBF1079882	Birel Art / TM / Vega	9	0:00,489	0:00,016	0:51,900	9	94,3 km/h
20	207	GUSTAVSSON, Viktor	SWE	JP RACING	SWE	200404260150 105	Exprit / Vortex / Vega	11	0:00,499	0:00,010	0:51,910	11	94,3 km/h
21	277	JAVUREK, Dominik	CZE	JOKA RACING	CZE	19AS0193 19AT01111	Birel Art / TM / Vega	11	0:00,517	0:00,018	0:51,928	11	94,3 km/h
22	264	CYPERS, Thomas	BEL	Thomas Cypers	BEL	909073 909073	CKR / IAME / Vega	11	0:00,519	0:00,002	0:51,930	11	94,3 km/h
23	263	TABAKOVIC, Ronny	DEU	C.K.R Srl	ITA	IKC1148046 300098	CKR / TM / Vega	10	0:00,558	0:00,039	0:51,969	10	94,2 km/h
24	259	SJOKVIST, Isak	SWE	ENERGY CORSE S.R.L.	ITA	200108127572 295423	Energy / TM / Vega	10	0:00,653	0:00,095	0:52,064	10	94,0 km/h
25	216	TORNQVIST PERSSON, Be	SWE	CRG Holland	NLD	199810314592 15521	CRG / TM / Vega	10	0:00,654	0:00,001	0:52,065	10	94,0 km/h
26	271	GLERUM, Robin	NLD	Dirk Glerum	NLD	40449 42552	Birel ART / TM / Vega	10	0:00,758	0:00,104	0:52,169	9	93,8 km/h
27	208	MROSEK, Michael	DEU	Team AK-Racing	AUT	IKC1131164 BK005	Intrepid / TM / Vega	10	0:00,911	0:00,153	0:52,322	10	93,6 km/h
28	269	TANDON, Keawn	USA	DR SRL	ITA	K1911-SK-19 296449	DR / MODENA / Vega	10	0:00,911	0:00,000	0:52,322	9	93,6 km/h
29	225	TALAS, Jakub	CZE	JOKA RACING	CZE	19AS0135 19AT01111	Birel Art / TM / Vega	10	0:00,949	0:00,038	0:52,360	9	93,5 km/h
30	229	HOLD, Christoph	AUT	Hold Maranello Racing Team	AUT	JK2017 BK003	Maranello / TM / Vega	10	0:01,106	0:00,157	0:52,517	10	93,2 km/h
31	233	LUYET, Samuel	CHE	CRG Holland	NLD	505064 15521	CRG / TM / Vega	10	0:01,117	0:00,011	0:52,528	10	93,2 km/h
32	236	LANG, Hannah	GBR	MK Racing	GBR	212874 273486	Tony Kart / Vortex / Vega	10	0:01,698	0:00,581	0:53,109	10	92,2 km/h
33	201	FEDERER, Fabian	ITA	SRP Racing Team	DEU	353643 KBF1156791	Maranello / TM / Vega	3	0:08,218	0:06,520	0:59,629	3	82,1 km/h
34	268	SPECKEN, Guust	NLD	Guust Specken	NLD	33443 33443	Birel / Vortex / Vega	1	0:29,135	0:20,917	1:20,546	1	60,8 km/h

Rennleitung: Volker Ehekircher Racedirektor: Horst Seidel

Sportkommissare: Nikolas Spaderna / Ulrich Bell / Hans-Willi Baumgarten

Techn. Kommissare: Hans-Jürgen Dangers / M. Grasshoff / C. Schmidt / J. Lawinger / K.L. Ruszczynski / H.-W. Schäfer / A. Sengpiel

Zeitnahme: KART-DATA timing service Franz Schieszler







DEUTSCHE KART-MEISTERSCHAFT

Round 4: 02 - 04 / 08 / 2019

KARTING GENK (BEL)

DMSB




DMSB RegNr 166/19

Warm Up DSKM (K22)

Fahrername Driver	Pex Stan	Van Leeuwen Martijn	Denner Emilien	Lundberg Douglas	Skärros Emil	Nomblot Jean	Longhi Riccardo	Pex Jorrit	Paul Maximilian	Mitell Noah	Dreezen Rick	Sjöberg Jesper
schnellste Runde in Runde	0:51,411 Rn. 11	0:51,464 Rn. 10	0:51,512 Rn. 8	0:51,545 Rn. 9	0:51,586 Rn. 10	0:51,615 Rn. 10	0:51,625 Rn. 10	0:51,632 Rn. 10	0:51,673 Rn. 10	0:51,696 Rn. 10	0:51,696 Rn. 10	0:51,711 Rn. 10
Speed	95,2 km/h	95,1 km/h	95,0 km/h	95,0 km/h	94,9 km/h	94,9 km/h	94,8 km/h	94,8 km/h	94,7 km/h	94,7 km/h	94,7 km/h	94,7 km/h
Lap 1	1:09,978	1:20,356	1:17,454	1:17,283	1:24,235	1:23,767	1:14,263	1:14,808	1:15,430	1:17,093	1:25,332	1:25,619
Lap 2	0:58,467	1:06,169	1:00,128	1:05,372	1:06,365	1:08,968	1:04,804	0:58,541	1:05,892	0:58,891	1:06,389	1:06,626
Lap 3	0:56,327	0:59,501	0:55,504	1:00,928	1:00,639	1:00,266	1:01,615	0:55,915	0:59,442	0:55,792	1:03,482	1:00,477
Lap 4	0:54,584	0:56,396	0:52,623	2:13,304	0:59,662	0:58,097	0:54,067	0:56,107	0:56,427	0:56,202	0:58,151	0:56,591
Lap 5	0:53,775	0:54,294	0:52,294	1:03,182	0:57,157	0:53,381	0:52,768	0:58,263	0:54,610	0:53,290	0:57,160	0:55,445
Lap 6	0:56,718	0:53,408	0:52,038	0:54,945	0:54,542	0:53,056	0:52,502	0:53,825	0:53,216	0:52,526	0:54,268	0:53,120
Lap 7	0:52,753	0:52,924	0:51,569	0:52,830	0:55,758	0:51,908	0:52,063	0:52,256	0:52,393	0:52,179	0:52,000	0:52,779
Lap 8	0:52,047	0:51,998	0:51,512	0:51,697	0:51,937	0:51,690	0:51,979	0:51,887	0:52,246	0:52,209	0:51,819	0:52,460
Lap 9	0:51,595	0:51,499	0:51,512	0:51,545	0:52,523	0:52,774	0:51,787	0:52,953	0:51,925	0:51,949	0:51,861	0:52,273
Lap 10	0:51,533	0:51,464	0:51,512	0:51,545	0:51,586	0:51,615	0:51,625	0:51,632	0:51,673	0:51,696	0:51,696	0:51,711
Lap 11	0:51,411									0:51,783		



DEUTSCHE KART-MEISTERSCHAFT

Round 4: 02 - 04 / 08 / 2019

KARTING GENK (BEL)

DMSB



DMSB RegNr 166/19

Warm Up DSKM (K22)

Fahrername Driver	Iglesias Jérémy	Schmitz Alexander	Davies Dylan	Leonardo Giuseppe	Luyet Jean	Tubben Max	Matisic André	Gustavsson Viktor	Javurek Dominik	Cypers Thomas	Tabakovic Ronny	Sjokvist Isak
schnellste Runde in Runde	0:51,743 Rn. 11	0:51,795 Rn. 11	0:51,816 Rn. 10	0:51,820 Rn. 9	0:51,872 Rn. 10	0:51,884 Rn. 10	0:51,900 Rn. 9	0:51,910 Rn. 11	0:51,928 Rn. 11	0:51,930 Rn. 11	0:51,969 Rn. 10	0:52,064 Rn. 10
Speed	94,6 km/h	94,5 km/h	94,5 km/h	94,5 km/h	94,4 km/h	94,4 km/h	94,3 km/h	94,3 km/h	94,3 km/h	94,3 km/h	94,2 km/h	94,0 km/h
Lap 1	1:18,804	1:19,523	1:20,340	1:19,335	1:18,975	1:21,023	1:15,182	1:14,460	1:17,221	1:17,503	1:15,561	1:34,023
Lap 2	1:00,747	1:02,929	1:01,251	1:04,740	1:07,172	1:06,024	1:03,568	0:57,485	1:02,861	1:00,087	1:02,860	1:07,889
Lap 3	0:55,854	0:57,277	0:56,954	0:58,896	0:59,175	0:59,204	0:57,955	0:54,006	0:55,014	0:55,748	0:58,190	1:02,073
Lap 4	0:54,735	0:54,465	0:55,456	0:56,286	0:56,365	0:57,660	0:56,107	0:53,327	0:53,504	0:54,841	0:56,062	1:01,388
Lap 5	0:52,937	0:53,169	0:52,971	0:53,310	0:55,212	0:54,315	0:54,336	0:53,017	0:53,231	0:52,854	0:54,182	0:54,294
Lap 6	0:52,634	0:52,654	0:52,817	0:52,523	0:54,240	0:52,882	0:52,691	0:52,963	0:53,034	0:52,712	0:53,109	0:53,443
Lap 7	0:52,272	0:52,423	0:52,273	0:52,276	0:52,614	0:52,833	0:52,051	0:52,882	0:53,193	0:52,419	0:52,768	0:52,623
Lap 8	0:52,078	0:52,325	0:52,106	0:52,095	0:52,307	0:52,132	0:51,965	0:52,430	0:52,580	0:52,146	0:54,599	0:52,420
Lap 9	0:51,895	0:51,968	0:52,331	0:51,820	0:52,177	0:52,166	0:51,900	0:52,310	0:52,269	0:52,096	0:52,460	0:52,115
Lap 10	0:51,851	0:51,842	0:51,816	0:51,909	0:51,872	0:51,884	0:51,900	0:52,332	0:52,175	0:52,047	0:51,969	0:52,064
Lap 11	0:51,743	0:51,795						0:51,910	0:51,928	0:51,930		





DEUTSCHE KART-MEISTERSCHAFT

Round 4: 02 - 04 / 08 / 2019

KARTING GENK (BEL)

DMSB



DMSB RegNr 166/19

Warm Up DSKM (K22)



Fahrername Driver	Persson Benjamin	Glerum Robin	Mrosek Michael	Tandon Keawn	Talas Jakub	Hold Christoph	Luyet Samuel	Lang Hannah	Federer Fabian	Specken Guust
schnellste Runde in Runde	0:52,065 Rn. 10	0:52,169 Rn. 9	0:52,322 Rn. 10	0:52,322 Rn. 9	0:52,360 Rn. 9	0:52,517 Rn. 10	0:52,528 Rn. 10	0:53,109 Rn. 10	0:59,629 Rn. 3	1:20,546 Rn. 1
Speed	94,0 km/h	93,8 km/h	93,6 km/h	93,6 km/h	93,5 km/h	93,2 km/h	93,2 km/h	92,2 km/h	82,1 km/h	60,8 km/h
Lap 1	1:28,531	1:20,959	1:19,692	1:27,655	1:17,144	1:20,671	1:17,121	1:18,470	1:25,428	1:20,546
Lap 2	1:04,845	1:06,397	1:01,196	1:01,170	0:58,115	1:05,252	1:04,824	0:58,566	1:02,837	
Lap 3	0:59,662	1:01,488	0:56,519	0:56,452	0:54,600	0:59,666	1:01,372	0:54,700	0:59,629	
Lap 4	0:56,503	0:57,081	0:56,300	0:54,553	0:53,529	0:57,563	0:57,925	0:54,507		
Lap 5	0:54,523	0:55,430	0:53,733	0:53,348	0:53,278	0:54,081	0:58,023	0:54,277		
Lap 6	0:54,978	0:53,521	0:53,494	0:53,481	0:53,182	0:53,820	0:53,645	0:53,505		
Lap 7	0:52,977	0:52,615	0:53,256	0:52,695	0:53,163	0:53,024	0:52,899	0:53,314		
Lap 8	0:52,651	0:52,429	0:55,053	0:52,583	0:52,679	0:52,826	0:52,764	0:54,747		
Lap 9	0:52,101	0:52,169	0:52,570	0:52,322	0:52,360	0:53,135	1:01,889	0:54,064		
Lap 10	0:52,065	0:52,228	0:52,322	0:52,630	0:52,483	0:52,517	0:52,528	0:53,109		
Lap 11										



DMSB Reg.Nr. 166/19

Warm Up DSKM (KZ2)


Ziel		Sektion 1		Sektion 2		Sektion 3	
Fahrername	Zeit	Fahrername	Zeit	Fahrername	Zeit	Fahrername	Zeit
1 203 Pex,Stan	0:51,411	273 Van Leeuwen,Martijn	0:20,398	203 Pex,Stan	0:15,428	203 Pex,Stan	0:15,528
2 273 Van Leeuwen,Martijn	0:51,464	210 Denner,Emilien	0:20,398	210 Denner,Emilien	0:15,458	270 Skáras,Emil	0:15,539
3 210 Denner,Emilien	0:51,512	203 Pex,Stan	0:20,405	273 Van Leeuwen,Martijn	0:15,469	210 Denner,Emilien	0:15,565
4 213 Lundberg,Douglas	0:51,545	209 Nomblof,Jean	0:20,408	272 Dreezen,Rick	0:15,489	273 Van Leeuwen,Martijn	0:15,574
5 270 Skáras,Emil	0:51,586	213 Lundberg,Douglas	0:20,420	213 Lundberg,Douglas	0:15,519	277 Javurek,Dominik	0:15,576
6 209 Nomblof,Jean	0:51,615	202 Pex,Jorrit	0:20,454	234 Longhi,Riccardo	0:15,519	234 Longhi,Riccardo	0:15,589
7 234 Longhi,Riccardo	0:51,625	221 Iglesias,Jérémy	0:20,501	270 Skáras,Emil	0:15,525	213 Lundberg,Douglas	0:15,606
8 202 Pex,Jorrit	0:51,632	222 Paul,Maximilian	0:20,505	222 Paul,Maximilian	0:15,527	209 Nomblof,Jean	0:15,607
9 222 Paul,Maximilian	0:51,673	219 Sjöberg,Jesper	0:20,509	219 Sjöberg,Jesper	0:15,532	231 Milell,Noah	0:15,612
10 231 Milell,Noah	0:51,696	204 Schmitz,Alexander	0:20,515	231 Milell,Noah	0:15,543	202 Pex,Jorrit	0:15,621
11 272 Dreezen,Rick	0:51,696	234 Longhi,Riccardo	0:20,517	204 Schmitz,Alexander	0:15,552	204 Schmitz,Alexander	0:15,637
12 219 Sjöberg,Jesper	0:51,711	231 Milell,Noah	0:20,520	209 Nomblof,Jean	0:15,553	222 Paul,Maximilian	0:15,641
13 221 Iglesias,Jérémy	0:51,743	270 Skáras,Emil	0:20,522	202 Pex,Jorrit	0:15,557	220 Tubben,Max	0:15,642
14 204 Schmitz,Alexander	0:51,795	235 Marseglia,Leonardo Giusti	0:20,527	232 Luyet,Jean	0:15,559	272 Dreezen,Rick	0:15,646
15 223 Davies,Dylan	0:51,816	223 Davies,Dylan	0:20,542	235 Marseglia,Leonardo Giusti	0:15,567	221 Iglesias,Jérémy	0:15,652
16 235 Marseglia,Leonardo Giusti	0:51,820	272 Dreezen,Rick	0:20,549	223 Davies,Dylan	0:15,575	215 Matisic,André	0:15,656
17 232 Luyet,Jean	0:51,872	215 Matisic,André	0:20,557	264 Cypers,Thomas	0:15,580	207 Gustavsson,Viktor	0:15,656
18 220 Tubben,Max	0:51,884	232 Luyet,Jean	0:20,602	263 Tabakovic,Ronny	0:15,585	219 Sjöberg,Jesper	0:15,660
19 215 Matisic,André	0:51,900	220 Tubben,Max	0:20,603	221 Iglesias,Jérémy	0:15,590	264 Cypers,Thomas	0:15,689
20 207 Gustavsson,Viktor	0:51,910	207 Gustavsson,Viktor	0:20,627	259 Spokvist,Isak	0:15,619	223 Davies,Dylan	0:15,699
21 277 Javurek,Dominik	0:51,928	277 Javurek,Dominik	0:20,646	207 Gustavsson,Viktor	0:15,627	216 Tornqvist Persson,Benjamin	0:15,707
22 264 Cypers,Thomas	0:51,930	263 Tabakovic,Ronny	0:20,659	220 Tubben,Max	0:15,628	235 Marseglia,Leonardo Giusti	0:15,710
23 263 Tabakovic,Ronny	0:51,969	264 Cypers,Thomas	0:20,661	215 Matisic,André	0:15,636	232 Luyet,Jean	0:15,711
24 259 Spokvist,Isak	0:52,064	269 Tandon,Keawn	0:20,682	271 Glerum,Robin	0:15,643	259 Spokvist,Isak	0:15,717
25 216 Tornqvist Persson,Benjamin	0:52,065	216 Tornqvist Persson,Benjamin	0:20,690	277 Javurek,Dominik	0:15,663	263 Tabakovic,Ronny	0:15,719
26 271 Glerum,Robin	0:52,169	225 Talas,Jakub	0:20,713	216 Tornqvist Persson,Benjamin	0:15,668	271 Glerum,Robin	0:15,751
27 208 Mrosek,Michael	0:52,322	271 Glerum,Robin	0:20,718	225 Talas,Jakub	0:15,728	225 Talas,Jakub	0:15,781
28 269 Tandon,Keawn	0:52,322	259 Spokvist,Isak	0:20,728	208 Mrosek,Michael	0:15,732	208 Mrosek,Michael	0:15,802
29 225 Talas,Jakub	0:52,360	208 Mrosek,Michael	0:20,776	269 Tandon,Keawn	0:15,812	269 Tandon,Keawn	0:15,828
30 229 Hold,Christoph	0:52,517	229 Hold,Christoph	0:20,804	233 Luyet,Samuel	0:15,821	229 Hold,Christoph	0:15,830
31 233 Luyet,Samuel	0:52,528	233 Luyet,Samuel	0:20,874	229 Hold,Christoph	0:15,856	233 Luyet,Samuel	0:15,833
32 236 Lang,Hannah	0:53,109	236 Lang,Hannah	0:21,106	236 Lang,Hannah	0:15,921	236 Lang,Hannah	0:16,029
33 201 Federer,Fabian	0:59,629	201 Federer,Fabian	0:22,725	201 Federer,Fabian	0:16,886	201 Federer,Fabian	0:17,235
34 268 Specken,Guust	1:20,546	268 Specken,Guust	0:26,501	268 Specken,Guust	0:21,119	268 Specken,Guust	0:21,754

DEUTSCHE KART-MEISTERSCHAFT

Round 4: 02 - 04 / 08 / 2019

KARTING GENK (BEL)





DMSB RegNr 166/19

Warm Up DSKM (K22)

Die schnellsten Zeiten

Ort	Nr. Fahrername	Zeit	Streckenl.	Ø Speed
Ziel	203 Pex,Stan	0:51,411	1360 m	95,2 km/h
Sektion 1	273 Van Leeuwen,Martijn	0:20,398	548 m	96,7 km/h
Sektion 2	203 Pex,Stan	0:15,428	366 m	85,4 km/h
Sektion 3	203 Pex,Stan	0:15,528	446 m	103,4 km/h



	Smr.203 Pex,Stan NLD SP Motorsport	Smr.273 Van Leeuwen,Martijn NLD KR Motorsport srl	Smr.210 Denner,Emilien FRA CPB SPORT	Smr.213 Lundberg,Douglas SWE Bamberger Karttracing	Smr.270 Skåras,Emil SWE ENERGY CORSE S.R.L.
best	theoretisch mögliche Bestzeit: 0:51,361 Ziel Sektion 1 Sektion 2 Sektion 3 0:51,411 0:20,405 0:15,428 0:15,528	theoretisch mögliche Bestzeit: 0:51,441 Ziel Sektion 1 Sektion 2 Sektion 3 0:51,464 0:20,398 0:15,469 0:15,574	theoretisch mögliche Bestzeit: 0:51,421 Ziel Sektion 1 Sektion 2 Sektion 3 0:51,512 0:20,398 0:15,458 0:15,565	theoretisch mögliche Bestzeit: 0:51,545 Ziel Sektion 1 Sektion 2 Sektion 3 0:51,545 0:20,420 0:15,519 0:15,606	theoretisch mögliche Bestzeit: 0:51,586 Ziel Sektion 1 Sektion 2 Sektion 3 0:51,586 0:20,522 0:15,525 0:15,539
Runde 1	1:09,978 0:31,388 0:18,987 0:19,603	1:20,356 0:33,069 0:23,714 0:23,573	1:17,454 0:34,571 0:22,659 0:20,224	1:17,283 0:33,905 0:22,227 0:21,151	1:24,235 0:35,996 0:24,812 0:23,427
Runde 2	0:58,467 0:23,930 0:17,456 0:17,081	1:06,169 0:27,723 0:19,460 0:18,986	1:00,128 0:24,528 0:18,390 0:17,210	1:05,372 0:26,816 0:19,299 0:19,257	1:06,365 0:26,900 0:19,610 0:19,855
Runde 3	0:56,327 0:22,813 0:16,818 0:16,696	0:59,501 0:24,511 0:17,531 0:17,459	0:55,504 0:22,176 0:17,141 0:16,187	1:00,928 0:25,138 0:17,852 0:17,938	1:00,639 0:24,957 0:17,961 0:17,721
Runde 4	0:54,584 0:21,858 0:16,355 0:16,371	0:56,396 0:22,742 0:17,229 0:16,425	0:52,623 0:20,984 0:15,844 0:15,795	2:13,304 0:23,269 0:17,544 1:32,491	0:59,662 0:23,384 0:17,732 0:18,546
Runde 5	0:53,775 0:21,464 0:16,171 0:16,140	0:54,294 0:22,028 0:16,294 0:15,972	0:52,294 0:20,766 0:15,762 0:15,703	1:03,182 0:28,464 0:17,625 0:17,093	0:57,157 0:23,098 0:16,919 0:17,140
Runde 6	0:56,718 0:21,284 0:18,975 0:16,459	0:53,408 0:21,154 0:16,042 0:16,212	0:52,038 0:20,671 0:15,664 0:15,703	0:54,945 0:22,494 0:16,330 0:16,121	0:54,542 0:21,971 0:16,226 0:16,345
Runde 7	0:52,753 0:21,051 0:15,896 0:15,806	0:52,924 0:21,108 0:16,140 0:15,676	0:51,569 0:20,474 0:15,530 0:15,565	0:52,830 0:20,884 0:16,260 0:15,686	0:55,758 0:20,909 0:18,348 0:16,501
Runde 8	0:52,047 0:20,688 0:15,661 0:15,698	0:51,998 0:20,645 0:15,670 0:15,683	0:51,512 0:20,398 0:15,538 0:15,576	0:51,697 0:20,515 0:15,545 0:15,637	0:51,937 0:20,660 0:15,644 0:15,633
Runde 9	0:51,595 0:20,511 0:15,529 0:15,555	0:51,499 0:20,398 0:15,507 0:15,594	0:51,512 0:20,476 0:15,458 0:15,578	0:51,545 0:20,420 0:15,519 0:15,606	0:52,523 0:20,620 0:15,672 0:16,231
Runde 10	0:51,533 0:20,405 0:15,494 0:15,634	0:51,464 0:20,421 0:15,469 0:15,574			0:51,586 0:20,522 0:15,525 0:15,539
Runde 11	0:51,411 0:20,455 0:15,428 0:15,528				

DEUTSCHE KART-MEISTERSCHAFT

Round 4: 02 - 04 / 08 / 2019

KARTING GENK (BEL)





DMSB RegNr 166/19

Warm Up DSKM (K22)

Die schnellsten Zeiten

Ort	Nr. Fahrername	Zeit	Streckenl.	Ø Speed
Ziel	203 Pex,Stan	0:51,411	1360 m	95,2 km/h
Sektion 1	273 Van Leeuwen,Marlijn	0:20,398	548 m	96,7 km/h
Sektion 2	203 Pex,Stan	0:15,428	366 m	85,4 km/h
Sektion 3	203 Pex,Stan	0:15,528	446 m	103,4 km/h

	Smr.209 Nomblot,Jean FRA CPB SPORT	Smr.234 Longhi,Riccardo ITA BIREL ART RACING KSW	Smr.202 Pex,Jorrit NLD SP Motorsport	Smr.222 Paul,Maximilian DEU DR SRL	Smr.231 Millel,Noah SWE JP RACING
	theoretisch mögliche Bestzeit 0:51,568	theoretisch mögliche Bestzeit 0:51,625	theoretisch mögliche Bestzeit 0:51,632	theoretisch mögliche Bestzeit 0:51,673	theoretisch mögliche Bestzeit 0:51,675
best	Ziel 0:51,615 0:20,408 0:15,553 0:15,607	Ziel 0:51,625 0:20,517 0:15,519 0:15,589	Ziel 0:51,632 0:20,454 0:15,557 0:15,621	Ziel 0:51,673 0:20,505 0:15,527 0:15,641	Ziel 0:51,696 0:20,520 0:15,543 0:15,612
Runde 1	1:23,767 0:36,206 0:23,998 0:23,563	1:14,263 0:32,433 0:21,148 0:20,682	1:14,808 0:32,246 0:22,513 0:20,049	1:15,430 0:32,432 0:21,027 0:21,971	1:17,093 0:34,244 0:22,734 0:20,115
Runde 2	1:08,968 0:28,375 0:20,294 0:20,299	1:04,804 0:26,694 0:19,551 0:18,559	0:58,541 0:23,695 0:17,464 0:17,382	1:05,892 0:27,699 0:19,337 0:18,856	0:58,891 0:24,083 0:17,458 0:17,350
Runde 3	1:00,266 0:24,621 0:18,005 0:17,640	1:01,615 0:27,771 0:17,666 0:16,178	0:55,915 0:22,215 0:17,098 0:16,602	0:59,442 0:24,409 0:17,474 0:17,559	0:55,792 0:22,165 0:17,125 0:16,502
Runde 4	0:58,097 0:23,192 0:18,549 0:16,356	0:54,067 0:21,581 0:16,418 0:16,068	0:56,107 0:22,641 0:16,957 0:16,509	0:56,427 0:22,693 0:17,356 0:16,378	0:56,202 0:22,705 0:17,134 0:16,363
Runde 5	0:53,381 0:21,386 0:16,055 0:15,940	0:52,768 0:20,996 0:15,874 0:15,898	0:58,263 0:24,944 0:17,013 0:16,306	0:54,610 0:21,915 0:16,354 0:16,341	0:53,290 0:21,231 0:16,092 0:15,967
Runde 6	0:53,056 0:21,514 0:15,808 0:15,734	0:52,502 0:20,798 0:15,869 0:15,835	0:53,825 0:21,360 0:16,493 0:15,972	0:53,216 0:20,978 0:15,935 0:16,303	0:52,526 0:20,919 0:15,811 0:15,796
Runde 7	0:51,908 0:20,579 0:15,675 0:15,654	0:52,063 0:20,611 0:15,732 0:15,720	0:52,256 0:20,753 0:15,809 0:15,694	0:52,393 0:20,824 0:15,831 0:15,738	0:52,179 0:20,764 0:15,718 0:15,697
Runde 8	0:51,690 0:20,486 0:15,597 0:15,607	0:51,979 0:20,670 0:15,586 0:15,723	0:51,887 0:20,599 0:15,651 0:15,637	0:52,246 0:20,662 0:15,650 0:15,934	0:52,209 0:20,740 0:15,660 0:15,809
Runde 9	0:52,774 0:21,603 0:15,553 0:15,618	0:51,787 0:20,517 0:15,653 0:15,617	0:52,953 0:21,080 0:16,001 0:15,872	0:51,925 0:20,606 0:15,632 0:15,687	0:51,849 0:20,627 0:15,592 0:15,630
Runde 10	0:51,615 0:20,408 0:15,591 0:15,616	0:51,625 0:20,517 0:15,519 0:15,589	0:51,632 0:20,454 0:15,557 0:15,621	0:51,673 0:20,505 0:15,527 0:15,641	0:51,696 0:20,520 0:15,543 0:15,630
Runde 11					0:51,783 0:20,615 0:15,556 0:15,612

DEUTSCHE KART-MEISTERSCHAFT

Round 4: 02 - 04 / 08 / 2019

KARTING GENK (BEL)

DMSB



DMSB RegNr 166/19

Warm Up DSKM (K22)

Die schnellsten Zeiten

Ort	Nr. Fahrername	Zeit	Streckenl.	Ø Speed
Ziel	203 Pex, Stan	0:51,411	1360 m	95,2 km/h
Sektion 1	273 Van Leeuwen, Martijn	0:20,398	548 m	96,7 km/h
Sektion 2	203 Pex, Stan	0:15,428	366 m	85,4 km/h
Sektion 3	203 Pex, Stan	0:15,528	446 m	103,4 km/h



	Smr.272 Dreezen,Rick BEL KR Motorsport srl theoretisch mögliche Bestzeit 0:51,684	Smr.219 Sjöberg,Jesper SWE CRG Holland theoretisch mögliche Bestzeit 0:51,701	Smr.221 Iglesias,Jérémy FRA RS Schumacher Racing Team theoretisch mögliche Bestzeit 0:51,743	Smr.204 Schmitz,Alexander DEU Renda Motorsport theoretisch mögliche Bestzeit 0:51,704	Smr.223 Davies,Dylan NLD DR SRL theoretisch mögliche Bestzeit 0:51,816
best	Ziel Sektion 1 Sektion 2 Sektion 3 0:51,696 0:20,549 0:15,489 0:15,646	Ziel Sektion 1 Sektion 2 Sektion 3 0:51,711 0:20,509 0:15,532 0:15,660	Ziel Sektion 1 Sektion 2 Sektion 3 0:51,743 0:20,501 0:15,590 0:15,652	Ziel Sektion 1 Sektion 2 Sektion 3 0:51,795 0:20,515 0:15,552 0:15,637	Ziel Sektion 1 Sektion 2 Sektion 3 0:51,816 0:20,542 0:15,575 0:15,699
Runde 1	1:25,332 0:36,916 0:24,600 0:23,816	1:25,619 0:36,273 0:24,883 0:24,463	1:18,804 0:36,026 0:21,718 0:21,060	1:19,523 0:35,902 0:22,252 0:21,369	1:20,340 0:34,402 0:23,109 0:22,829
Runde 2	1:06,389 0:27,603 0:19,470 0:19,316	1:06,626 0:28,132 0:19,149 0:19,345	1:00,747 0:25,122 0:18,113 0:17,512	1:02,929 0:26,436 0:18,766 0:17,727	1:01,251 0:24,802 0:17,930 0:18,519
Runde 3	1:03,482 0:26,879 0:18,429 0:18,174	1:00,477 0:24,805 0:17,788 0:17,884	0:55,854 0:22,209 0:17,197 0:16,448	0:57,277 0:23,226 0:17,354 0:16,697	0:56,954 0:23,608 0:16,625 0:16,721
Runde 4	0:58,151 0:23,145 0:17,697 0:17,309	0:56,591 0:22,946 0:17,098 0:16,547	0:54,735 0:21,954 0:16,646 0:16,135	0:54,465 0:21,777 0:16,591 0:16,097	0:55,456 0:21,904 0:16,630 0:16,922
Runde 5	0:57,160 0:23,337 0:17,128 0:16,695	0:55,445 0:22,475 0:16,917 0:16,053	0:52,937 0:21,020 0:16,009 0:15,908	0:53,169 0:21,117 0:16,028 0:16,024	0:52,971 0:21,174 0:15,893 0:15,904
Runde 6	0:54,268 0:21,736 0:16,685 0:15,847	0:53,120 0:21,073 0:15,925 0:16,122	0:52,634 0:20,923 0:15,860 0:15,851	0:52,654 0:20,924 0:15,902 0:15,828	0:52,817 0:20,847 0:16,086 0:15,934
Runde 7	0:52,000 0:20,703 0:15,627 0:15,670	0:52,779 0:20,872 0:16,066 0:15,841	0:52,272 0:20,716 0:15,743 0:15,813	0:52,423 0:20,898 0:15,777 0:15,748	0:52,273 0:20,780 0:15,764 0:15,729
Runde 8	0:51,819 0:20,573 0:15,579 0:15,667	0:52,460 0:20,768 0:15,659 0:16,033	0:52,078 0:20,668 0:15,711 0:15,699	0:52,325 0:20,801 0:15,822 0:15,702	0:52,106 0:20,685 0:15,662 0:15,759
Runde 9	0:51,861 0:20,577 0:15,638 0:15,646	0:52,273 0:20,853 0:15,760 0:15,660	0:51,895 0:20,615 0:15,618 0:15,662	0:51,968 0:20,668 0:15,644 0:15,656	0:52,331 0:20,662 0:15,869 0:15,800
Runde 10	0:51,696 0:20,549 0:15,489 0:15,658	0:51,711 0:20,509 0:15,532 0:15,670	0:51,851 0:20,522 0:15,635 0:15,694	0:51,842 0:20,515 0:15,654 0:15,673	0:51,816 0:20,542 0:15,575 0:15,699
Runde 11			0:51,743 0:20,501 0:15,590 0:15,652	0:51,795 0:20,606 0:15,552 0:15,637	

DEUTSCHE KART-MEISTERSCHAFT

Round 4: 02 - 04 / 08 / 2019

KARTING GENK (BEL)



DMSB RegNr 166/19

Warm Up DSKM (K22)

Die schnellsten Zeiten

Ort	Nr. Fahrername	Zeit	Streckenl.	Ø Speed
Ziel	203 Pex, Stan	0:51,411	1360 m	95,2 km/h
Sektion 1	273 Van Leeuwen, Martijn	0:20,398	548 m	96,7 km/h
Sektion 2	203 Pex, Stan	0:15,428	366 m	85,4 km/h
Sektion 3	203 Pex, Stan	0:15,528	446 m	103,4 km/h



	Stmr.235 Marseglia, Leonardo Giuseppe ITA BIREL ART RACING KSW	Stmr.232 Luyet, Jean CHE CRG Holland	Stmr.220 Tubben, Max NLD CRG Holland	Stmr.215 Maticic, André DEU Solgat Motorsport	Stmr.207 Gustavsson, Viktor SWE JP RACING
	theoretisch mögliche Bestzeit 0:51,804	theoretisch mögliche Bestzeit 0:51,872	theoretisch mögliche Bestzeit 0:51,873	theoretisch mögliche Bestzeit 0:51,849	theoretisch mögliche Bestzeit 0:51,910
best	Ziel Sektion 1 Sektion 2 Sektion 3 0:51,820 0:20,527 0:15,567 0:15,710	Ziel Sektion 1 Sektion 2 Sektion 3 0:51,872 0:20,602 0:15,559 0:15,711	Ziel Sektion 1 Sektion 2 Sektion 3 0:51,884 0:20,603 0:15,628 0:15,642	Ziel Sektion 1 Sektion 2 Sektion 3 0:51,900 0:20,557 0:15,636 0:15,656	Ziel Sektion 1 Sektion 2 Sektion 3 0:51,910 0:20,627 0:15,627 0:15,656
Runde 1	1:19,335 0:35,627 0:22,288 0:21,420	1:18,975 0:35,112 0:22,226 0:21,637	1:21,023 0:36,630 0:22,118 0:22,275	1:15,182 0:33,318 0:21,582 0:20,282	1:14,460 0:34,658 0:20,008 0:19,794
Runde 2	1:04,740 0:27,272 0:18,869 0:18,599	1:07,172 0:27,544 0:20,543 0:19,085	1:06,024 0:28,141 0:19,024 0:18,859	1:03,568 0:26,800 0:18,739 0:18,029	0:57,485 0:24,041 0:16,808 0:16,636
Runde 3	0:58,896 0:24,443 0:17,088 0:17,365	0:59,175 0:24,387 0:17,511 0:17,277	0:59,204 0:24,311 0:17,459 0:17,434	0:57,955 0:23,700 0:16,977 0:17,278	0:54,006 0:21,504 0:16,281 0:16,221
Runde 4	0:56,286 0:22,556 0:17,273 0:16,457	0:56,365 0:22,696 0:16,838 0:16,831	0:57,660 0:22,774 0:17,643 0:17,243	0:56,107 0:22,300 0:17,181 0:16,626	0:53,327 0:21,178 0:16,052 0:16,097
Runde 5	0:53,310 0:21,246 0:16,058 0:16,006	0:55,212 0:22,373 0:16,515 0:16,324	0:54,315 0:21,970 0:16,247 0:16,098	0:54,336 0:21,921 0:16,442 0:15,973	0:53,017 0:21,025 0:15,978 0:16,014
Runde 6	0:52,523 0:20,850 0:15,785 0:15,888	0:54,240 0:21,833 0:16,343 0:16,064	0:52,882 0:21,123 0:15,872 0:15,887	0:52,691 0:20,932 0:15,949 0:15,810	0:52,963 0:21,004 0:16,028 0:15,931
Runde 7	0:52,276 0:20,720 0:15,713 0:15,843	0:52,614 0:20,902 0:15,843 0:15,869	0:52,833 0:20,778 0:15,919 0:16,136	0:52,051 0:20,649 0:15,705 0:15,697	0:52,882 0:21,008 0:15,958 0:15,916
Runde 8	0:52,095 0:20,691 0:15,672 0:15,732	0:52,307 0:20,790 0:15,796 0:15,721	0:52,132 0:20,741 0:15,695 0:15,696	0:51,965 0:20,612 0:15,643 0:15,710	0:52,430 0:20,792 0:15,818 0:15,820
Runde 9	0:51,820 0:20,527 0:15,583 0:15,710	0:52,177 0:20,654 0:15,718 0:15,805	0:52,166 0:20,603 0:15,810 0:15,753	0:51,900 0:20,608 0:15,636 0:15,656	0:52,310 0:20,809 0:15,771 0:15,730
Runde 10	0:51,909 0:20,606 0:15,567 0:15,736	0:51,872 0:20,602 0:15,559 0:15,711	0:51,884 0:20,614 0:15,628 0:15,642	0:20,557 0:15,710	0:52,332 0:20,754 0:15,804 0:15,774
Runde 11				0:20,557 0:15,710	0:51,910 0:20,627 0:15,627 0:15,656

DEUTSCHE KART-MEISTERSCHAFT

Round 4: 02 - 04 / 08 / 2019

KARTING GENK (BEL)





DMSB RegNr 166/19

Warm Up DSKM (K22)

Die schnellsten Zeiten

Ort	Nr. Fahrername	Zeit	Streckenl.	Ø Speed
Ziel	203 Pex, Stan	0:51,411	1360 m	95,2 km/h
Sektion 1	273 Van Leeuwen, Martijn	0:20,398	548 m	96,7 km/h
Sektion 2	203 Pex, Stan	0:15,428	366 m	85,4 km/h
Sektion 3	203 Pex, Stan	0:15,528	446 m	103,4 km/h


	Smr.277 Javurek, Dominik CZE JOKA RACING	Smr.264 Cypers, Thomas BEL Thomas Cypers	Smr.263 Tabakovic, Ronny DEU CK R Srl	Smr.259 Sjakvist, Isak SWE ENERGY CORSE S.R.L.	Smr.216 Tornqvist Persson, Benjamin SWE CRG Holland
	theoretisch mögliche Bestzeit 0:51,885	theoretisch mögliche Bestzeit 0:51,930	theoretisch mögliche Bestzeit 0:51,963	theoretisch mögliche Bestzeit 0:52,064	theoretisch mögliche Bestzeit 0:52,065
best	Ziel Sektion 1 Sektion 2 Sektion 3 0:51,928 0:20,646 0:15,663 0:15,576	Ziel Sektion 1 Sektion 2 Sektion 3 0:51,930 0:20,661 0:15,580 0:15,689	Ziel Sektion 1 Sektion 2 Sektion 3 0:51,969 0:20,659 0:15,585 0:15,719	Ziel Sektion 1 Sektion 2 Sektion 3 0:52,064 0:20,728 0:15,619 0:15,717	Ziel Sektion 1 Sektion 2 Sektion 3 0:52,065 0:20,690 0:15,668 0:15,707
Runde 1	1:17,221 0:33,956 0:22,251 0:21,014	1:17,503 0:36,894 0:20,625 0:19,984	1:15,561 0:34,746 0:20,952 0:19,863	1:34,023 0:42,706 0:26,191 0:25,126	1:28,531 0:43,165 0:22,770 0:22,596
Runde 2	1:02,861 0:26,708 0:18,991 0:17,162	1:00,087 0:24,524 0:18,024 0:17,539	1:02,860 0:26,411 0:18,385 0:18,064	1:07,889 0:28,315 0:19,417 0:20,157	1:04,845 0:27,127 0:19,069 0:18,649
Runde 3	0:55,014 0:22,068 0:16,570 0:16,376	0:55,748 0:22,097 0:17,191 0:16,460	0:58,190 0:23,962 0:17,066 0:17,162	1:02,073 0:25,019 0:17,961 0:19,093	0:59,662 0:24,742 0:17,522 0:17,398
Runde 4	0:53,504 0:21,307 0:16,140 0:16,057	0:54,841 0:21,929 0:16,768 0:16,144	0:56,062 0:22,045 0:17,215 0:16,802	1:01,388 0:23,098 0:19,529 0:18,761	0:56,503 0:22,802 0:16,905 0:16,796
Runde 5	0:53,231 0:21,115 0:16,052 0:16,064	0:52,854 0:20,995 0:15,966 0:15,893	0:54,182 0:21,469 0:16,621 0:16,092	0:54,294 0:22,243 0:16,082 0:15,969	0:54,523 0:22,202 0:16,288 0:16,033
Runde 6	0:53,034 0:21,091 0:15,951 0:15,992	0:52,712 0:20,943 0:15,956 0:15,813	0:53,109 0:21,230 0:15,888 0:15,991	0:53,443 0:21,119 0:16,366 0:15,958	0:54,978 0:22,474 0:16,313 0:16,191
Runde 7	0:53,193 0:21,370 0:15,968 0:15,855	0:52,419 0:20,818 0:15,723 0:15,878	0:52,768 0:20,944 0:15,973 0:15,851	0:52,623 0:20,821 0:15,914 0:15,888	0:52,977 0:21,130 0:16,006 0:15,841
Runde 8	0:52,580 0:20,876 0:15,852 0:15,852	0:52,146 0:20,735 0:15,668 0:15,743	0:54,599 0:22,219 0:16,661 0:15,719	0:52,420 0:20,898 0:15,729 0:15,793	0:52,651 0:20,910 0:15,958 0:15,783
Runde 9	0:52,269 0:20,702 0:15,751 0:15,816	0:52,096 0:20,725 0:15,657 0:15,714	0:52,460 0:20,700 0:15,838 0:15,922	0:52,115 0:20,737 0:15,643 0:15,735	0:52,101 0:20,709 0:15,669 0:15,723
Runde 10	0:52,175 0:20,646 0:15,859 0:15,670	0:52,047 0:20,695 0:15,646 0:15,706	0:51,969 0:20,659 0:15,585 0:15,725	0:52,064 0:20,728 0:15,619 0:15,717	0:52,065 0:20,690 0:15,668 0:15,707
Runde 11	0:51,928 0:20,689 0:15,663 0:15,576	0:51,930 0:20,661 0:15,580 0:15,689			

DEUTSCHE KART-MEISTERSCHAFT

Round 4: 02 - 04 / 08 / 2019

KARTING GENK (BEL)



DMSB



DMSB RegNr 166/19

Warm Up DSKM (K22)

Die schnellsten Zeiten

Ort	Nr. Fahrername	Zeit	Streckenl.	Ø Speed
Ziel	203 Pex, Stan	0:51,411	1360 m	95,2 km/h
Sektion 1	273 Van Leeuwen, Martijn	0:20,398	548 m	96,7 km/h
Sektion 2	203 Pex, Stan	0:15,428	366 m	85,4 km/h
Sektion 3	203 Pex, Stan	0:15,528	446 m	103,4 km/h


	Snr.271 Glerum, Robin NLD			Snr.208 Mrosek, Michael DEU			Snr.269 Tandon, Keawn USA			Snr.225 Tatas, Jakub CZE			Snr.229 Hold, Christoph AUT							
	Dirk Glerum			Team AK-Racing			DR SRL			JOKA RACING			Hold Maranello Racing Team							
	theoretisch mögliche Bestzeit	Sektion 2	Sektion 3	theoretisch mögliche Bestzeit	Sektion 2	Sektion 3	theoretisch mögliche Bestzeit	Sektion 2	Sektion 3	theoretisch mögliche Bestzeit	Sektion 2	Sektion 3	theoretisch mögliche Bestzeit	Sektion 2	Sektion 3					
best	0:52,169	0:20,718	0:15,643	0:15,751	0:52,322	0:20,776	0:15,732	0:15,802	0:52,322	0:20,682	0:15,812	0:15,828	0:52,360	0:20,713	0:15,728	0:15,781	0:52,517	0:20,804	0:15,856	0:15,830
Runde 1	1:20,959	0:32,700	0:23,949	0:24,310	1:19,692	0:36,697	0:21,850	0:21,145	1:27,655	0:37,226	0:26,082	0:24,347	1:17,144	0:36,240	0:20,779	0:20,125	1:20,671	0:36,357	0:22,517	0:21,797
Runde 2	1:06,397	0:27,582	0:19,517	0:19,298	1:01,196	0:26,100	0:17,870	0:17,226	1:01,170	0:25,978	0:18,288	0:16,904	0:58,115	0:24,118	0:17,164	0:16,833	1:05,252	0:27,455	0:19,026	0:18,771
Runde 3	1:01,488	0:24,673	0:17,390	0:19,425	0:56,519	0:22,920	0:16,943	0:16,656	0:56,452	0:23,156	0:16,821	0:16,475	0:54,600	0:21,911	0:16,448	0:16,241	0:59,666	0:24,429	0:17,475	0:17,762
Runde 4	0:57,081	0:21,930	0:16,677	0:18,474	0:56,300	0:23,059	0:16,706	0:16,535	0:54,553	0:21,881	0:16,408	0:16,264	0:53,529	0:21,330	0:16,107	0:16,092	0:57,563	0:22,765	0:17,616	0:17,182
Runde 5	0:55,430	0:23,287	0:16,019	0:16,124	0:53,733	0:21,289	0:16,181	0:16,263	0:53,348	0:21,196	0:16,034	0:16,118	0:53,278	0:21,144	0:16,042	0:16,092	0:54,081	0:21,686	0:16,241	0:16,154
Runde 6	0:53,521	0:21,493	0:15,980	0:16,048	0:53,494	0:21,266	0:16,083	0:16,145	0:53,481	0:21,018	0:16,140	0:16,323	0:53,182	0:21,059	0:16,057	0:16,066	0:53,820	0:21,197	0:16,337	0:16,286
Runde 7	0:52,615	0:20,913	0:15,801	0:15,901	0:53,256	0:21,113	0:16,061	0:16,082	0:52,695	0:20,889	0:15,830	0:15,976	0:53,163	0:21,138	0:16,063	0:15,962	0:53,024	0:20,984	0:16,049	0:15,991
Runde 8	0:52,429	0:20,829	0:15,823	0:15,777	0:55,053	0:22,921	0:16,129	0:16,003	0:52,583	0:20,787	0:15,896	0:15,900	0:52,679	0:20,921	0:15,874	0:15,884	0:52,826	0:20,998	0:15,916	0:15,912
Runde 9	0:52,169	0:20,718	0:15,646	0:15,805	0:52,570	0:20,853	0:15,915	0:15,802	0:52,322	0:20,682	0:15,812	0:15,828	0:52,360	0:20,787	0:15,792	0:15,781	0:53,135	0:20,804	0:15,856	0:16,475
Runde 10	0:52,228	0:20,834	0:15,643	0:15,751	0:52,322	0:20,776	0:15,732	0:15,814	0:52,630	0:20,688	0:15,925	0:16,017	0:52,483	0:20,713	0:15,832	0:15,938	0:52,517	0:20,813	0:15,874	0:15,830
Runde 11						0:20,836		0:15,826						0:20,828						

DEUTSCHE KART-MEISTERSCHAFT

Round 4: 02 - 04 / 08 / 2019

KARTING GENK (BEL)



DMSB RegNr 166/19

Warm Up DSKM (K22)

Die schnellsten Zeiten

Ort	Nr. Fahrername	Zeit	Streckenl.	Ø Speed
Ziel	203 Pex, Stan	0:51,411	1360 m	95,2 km/h
Sektion 1	273 Van Leeuwen, Martijn	0:20,398	548 m	96,7 km/h
Sektion 2	203 Pex, Stan	0:15,428	366 m	85,4 km/h
Sektion 3	203 Pex, Stan	0:15,528	446 m	103,4 km/h

	Smr.233 Luyet, Samuel CHE CRG Holland	Smr.236 Lang, Hannah GBR MK Racing	Smr.201 Federer, Fabian ITA SRP Racing Team	Smr.268 Specken, Guust NLD Guust Specken	
	theoretisch mögliche Bestzeit 0:52,528	theoretisch mögliche Bestzeit 0:53,056	theoretisch mögliche Bestzeit 0:56,846	theoretisch mögliche Bestzeit 1:09,374	Ziel Sektion 1 Sektion 2 Sektion 3
best	Ziel Sektion 1 Sektion 2 Sektion 3 0:52,528 0:20,874 0:15,821 0:15,833	Ziel Sektion 1 Sektion 2 Sektion 3 0:53,109 0:21,106 0:15,921 0:16,029	Ziel Sektion 1 Sektion 2 Sektion 3 0:59,629 0:22,725 0:16,886 0:17,235	Ziel Sektion 1 Sektion 2 Sektion 3 1:20,546 0:26,501 0:21,119 0:21,754	
Runde 1	1:17,121 0:34,591 0:21,937 0:20,593	1:18,470 0:33,794 0:23,140 0:21,536	1:25,428 0:38,815 0:25,530 0:21,083	1:20,546 0:36,889 0:21,903 0:21,754	
Runde 2	1:04,824 0:26,855 0:19,159 0:18,810	0:58,566 0:23,979 0:17,896 0:16,691	1:02,837 0:25,465 0:18,884 0:18,488	0:26,501 0:21,119	
Runde 3	1:01,372 0:25,053 0:18,537 0:17,782	0:54,700 0:21,761 0:16,553 0:16,386	0:59,629 0:24,454 0:17,940 0:17,235		
Runde 4	0:57,925 0:23,414 0:17,552 0:16,959	0:54,507 0:21,411 0:16,699 0:16,397	0:22,725 0:16,886		
Runde 5	0:58,023 0:21,869 0:17,299 0:18,855	0:54,277 0:21,270 0:16,616 0:16,391			
Runde 6	0:53,645 0:21,354 0:16,196 0:16,095	0:53,505 0:21,106 0:16,234 0:16,165			
Runde 7	0:52,899 0:21,009 0:15,981 0:15,909	0:53,314 0:21,165 0:16,065 0:16,084			
Runde 8	0:52,764 0:20,939 0:15,883 0:15,942	0:54,747 0:22,086 0:16,360 0:16,301			
Runde 9	1:01,889 0:21,002 0:23,165 0:17,722	0:54,064 0:21,736 0:16,299 0:16,029			
Runde 10	0:52,528 0:20,874 0:15,821 0:15,833	0:53,109 0:21,120 0:15,921 0:16,068			
Runde 11					

Ranking Qualifying Heats DSKM (K22)

Strecke / track: 1360m

fastest Race Lap from Martijn Van Leeuwen in Heat 1 / Lap 10 in 0:51,520

Pos	Str. Nr.	Fahrer Driver	Nation	Bewerber / Sponsor	Nation	Lizenz R-Lizenz	Chassis / Motor / Reifen	Punkte Points	Quali POS	Lauf Heat	Pos	Punkte Points	Nr. Ln	Zeit Time	schnellste Runde fastest Lap	Kunde in Lap
1	203	PEX, Stan	NLD	SP Motorsport	NLD	31772 47253	Kart Republic / TM / Vega	0	2	1	1	0	11	9:41,608	0:51,568	10
						27382 47253	Kart Republic / TM / Vega	2	4	2	1	0	11	9:41,261	0:51,583	10
2	202	PEX, Jorrit	NLD	SP Motorsport	NLD	30816 436754	Kart Republic / lame / Vega	4	3	2	2	2	11	9:42,024	0:51,520	10
3	273	VAN LEEUWEN, Martijn	NLD	KR Motorsport srl	ITA	296344 BK102	Birel Art / TM / Vega	6	7	2	3	3	11	9:42,807	0:51,668	10
4	234	LONGHI, Riccardo	ITA	BIREL ART RACING KSW	AUT	322880 IKA1120614	Tony Kart / Vortex / Vega	7	9	2	4	4	11	9:44,637	0:51,653	11
5	204	SCHMITZ, Alexander	DEU	Renda Motorsport	ITA	353643 KBF1156791	Maranello / TM / Vega	12	1	2	6	6	11	9:46,468	0:51,580	9
6	201	FEDERER, Fabian	ITA	SRP Racing Team	DEU	141283E1 232241	SODI / TM / Vega	13	8	3	6	6	11	9:47,412	0:51,981	10
7	210	DENNER, Emilien	FRA	CPB SPORT	FRA	1KB1083048 KBF1079882	Birel Art / TM / Vega	14	12	1	6	6	11	9:47,338	0:51,912	8
8	215	MATISIC, André	DEU	Salgat Motorsport	DEU	1KB1140086 296449	DR / Modena / Vega	14	16	2	7	7	11	9:48,807	0:51,708	9
9	222	PAUL, Maximilian	DEU	DR SRL	ITA	200007286719 105	Exprit / Vortex / Vega	19	13	2	5	5	11	9:45,275	0:51,900	11
10	231	MILELL, Noah	SWE	JP RACING	SWE	119783 232241	SODI / TM / Vega	20	11	1	9	9	11	9:48,573	0:51,654	11
11	209	NOMBLLOT, Jean	FRA	CPB SPORT	FRA	336013 BK102	Birel Art / TM / Vega	21	5	1	13	13	11	9:49,966	0:51,552	10
12	235	MARSEGLIA, Leonardo Giuseppe	ITA	BIREL ART RACING KSW	AUT	199810314592 15521	CRG / TM / Vega	21	14	1	5	5	11	9:46,992	0:51,762	8
13	216	TORNQVIST PERSSON, Benjamin	SWE	CRG Holland	NLD	199805302198 295423	Energy / TM / Vega	21	19	2	12	12	11	9:50,307	0:51,798	11
14	270	SKÄRAS, Emil	SWE	ENERGY CORSE S.R.L.	ITA	19AS0193 19A101111	Birel Art / TM / Vega	26	27	1	11	11	11	9:49,611	0:51,891	10
15	277	JAVUREK, Dominik	CZE	JOKA RACING	CZE	187987 KBF1067587	IPK Praga / IAME / Vega	28	17	1	4	4	5	9:44,757	0:51,713	8
16	221	IGLESIAS, Jérémy	FRA	RS Schumacher Racing Team	DEU	200404260150 105	Exprit / Vortex / Vega	28	18	1	10	10	11	9:48,881	0:51,921	9
17	207	GUSTAVSSON, Viktor	SWE	JP RACING	SWE	909073 909073	CKR / IAME / Vega	28	21	1	14	14	11	9:50,269	0:51,979	10
18	264	CYPERS, Thomas	BEL	Thomas Cypers	BEL	33443 33443	Birel / Vortex / Vega	29	25	2	19	19	11	9:55,215	0:51,898	9
19	268	SPECKEN, Guust	NLD	Guust Specken	NLD	19701 296449	DR / Modena / Vega	29	29	3	10	10	11	9:49,989	0:52,232	10
20	223	DAVIES, Dylan	NLD	DR SRL	ITA	19A50135 19A101111	Birel Art / TM / Vega	29	30	1	12	12	11	9:49,929	0:52,062	9
21	225	TALAS, Jakub	CZE	JOKA RACING	CZE	200108127572 295423	Energy / TM / Vega	30	26	2	27	27	8	7:08,725	0:52,092	8
22	259	SJOKVIST, Isak	SWE	ENERGY CORSE S.R.L.	ITA	199109174053 KBF1197896	Luxor / TM / Vega	31	10	3	4	4	11	9:46,372	0:51,817	11
23	213	LUNDBERG, Douglas	SWE	Bamberger Karttracing	DEU	1KC1148046 300098	CKR / TM / Vega	31	15	1	15	15	11	9:50,815	0:51,986	10
24	263	TABAKOVIC, Ronny	DEU	C.K.R. Srl	ITA	40449 42552	Birel ART / TM / Vega	32	31	2	17	17	11	9:53,058	0:51,916	9
25	271	GLERUM, Robin	NLD	Dirk Glerum	NLD	199910020057 15521	CRG / TM / Vega	33	23	1	7	7	11	9:47,385	0:51,821	9
26	219	SJÖBERG, Jesper	SWE	CRG Holland	NLD	800757 436754	KR / lame / Vega	34	6	1	25	25	8	7:14,553	0:51,872	8
27	272	DREEZEN, Rick	BEL	KR Motorsport srl	ITA	505064 15521	CRG / TM / Vega	34	20	2	9	9	11	9:49,274	0:51,838	9
28	233	LUYET, Samuel	CHE	CRG Holland	NLD	505028 15521	CRG / TM / Vega	36	22	1	22	22	11	9:59,142	0:52,142	6
29	232	LUYET, Jean	CHE	CRG Holland	NLD	199109174053 KBF1197896	Luxor / TM / Vega	31	10	3	25	25	3	9:51,508	0:52,316	10
30	208	MROSEK, Michael	DEU	Team AK-Racing	AUT	1KC1131164 BK005	Intrepid / TM / Vega	36	32	2	11	11	11	9:50,043	0:51,968	9
31	220	TUBBEN, Max	NLD	CRG Holland	NLD	33495 15521	CRG / TM / Vega	39	24	1	26	26	1	1:03,167	0:57,459	1
32	269	TANDON, Keawn	USA	DR SRL	ITA	K1911-SK-19 296449	DR / MODENA / Vega	39	37	2	20	20	11	9:55,556	0:52,520	8
33	229	HOLD, Christoph	AUT	Hold Maranello Racing Team	AUT	JK2017 BK003	Maranello / TM / Vega	39	38	3	19	19	11	9:54,361	0:52,304	10
34	236	LANG, Hannah	GBR	MK Racing	GBR	212874 273486	Tony Kart / Vortex / Vega	41	41	1	16	16	11	9:51,106	0:51,879	8
35	265	DEVEEN, Jimmy	BEL	Jimmy Deveen	BEL	906087 906087	CKR / TM / Vega	43	35	3	21	21	11	9:57,730	0:52,877	11
						906087				1	21	21	11	9:58,393	0:52,140	11
						906087				3	22	22	11	10:08,491	0:52,991	11



www.kart-dm.de

Ranking Qualifying Heats DSKM (K22)

Strecke / track: 1360m

fastest Race Lap from Martijn Van Leeuwen in Heat 1 / Lap 10 in 0:51,520

Pos	Str. Nr.	Fahrer Driver	Nation	Bewerber / Sponsor	Nation	Lizenz R-Lizenz	Chassis / Motor / Reifen	Punkte Points	Quali POS	Lap Heat	Pos	Punkte Points	Rn. Ln	Zeit Time	schnellste Runde fastest Lap	in Runde in Lap
36	217	KARLSHØJ, Lasse		LE Racing Eddie Le Fèvre		40346 39981	Kosmic / Vortex / Vega	45	33	1	24	24	11	10:04,851	0:52,299	10
						500277 500006				2	28	28	-	0:05,304	-	-
37	212	RATL, Cyril		Kart-Club Oberikon		500006	CRG / TM / Vega	48	34	3	20	20	11	9:56,736	0:52,520	10
						K916 E115				1	23	23	11	10:00,817	0:52,399	11
38	252	KALLASMAA, Kaspar		Kaspar Kallasmaa		E115	Energy / TM / Vega	48	36	2	25	25	11	10:00,182	0:52,365	11
						199907225875 15521				1	27	27	1	1:06,567	0:59,031	1
39	218	JOHANSSON, Andreas		CRG Holland		15521	CRG / TM / Vega	49	42	2	22	22	11	9:57,094	0:52,595	10
						010 296449				2	23	23	11	9:58,152	0:52,777	9
40	224	ALMEIDA, Rodrigo		DR SRL		296449	DR / Modena / Vega	52	40	3	27	29	DNS	-	-	-
						IKB1132818 232241				2	24	24	11	9:58,437	0:52,311	9
41	227	HORN, Moritz		CPB SPORT		232241	SODI / TM / Vega	53	28	3	28	29	DNS	-	-	-
						3725 910430				1	28	28	1	1:06,817	0:59,507	1
42	267	LIVERIS, Dionisis		DAEMS RACING TEAM		910430	Tony Kart / Vortex / Vega	54	39	2	26	26	11	10:00,791	0:52,393	9

Rennleitung: Volker Ehekircher Racedirektor: Horst Seidel

Sportkommissare: Nikolas Spaderna / Ulrich Bell / Hans-Willi Baumgarten

Techn. Kommissare: Hans-Jürgen Dangers / M. Grasshoff / C. Schmidt / J. Lawinger / K.L. Ruszczynski / H.-W. Schäfer / A. Sengpiel

Zeitmahme: KART-DATA timing service Franz Schieszler

R 13 DKM (K22) Heat 3 A <> B

Strecke / track: 1360m

fastest Lap Stan PEX at: 0:51,705

started: 26 classified: 26 not classified: 0 not started: 2

Pos	Str. Nr.	Fahrer / Driver	Nation	Bewerber / Sponsor	Nation	Lizenz / R.Lizenz	Chassis / Motor / Reifen	Points	Penalty	Runden / Laps	Gesamtzeit / Differenz	Abstand / Gap	beste Runde / best Lap	in R. / in L.	o Geschw. / o Speed
1	203	PEX, Stan	NLD	SP Motorsport	NLD	31772 47253	Kart Republic / TM / Vega	0		11	9:44,113		0:51,705	9	92,2 km/h 94,7 km/h
2	202	PEX, Jorrit	NLD	SP Motorsport	NLD	27382 47253	Kart Republic / TM / Vega	2		11	9:44,659 0:00,546	0:00,546	0:51,804	10	92,1 km/h 94,5 km/h
3	234	LONGHI, Riccardo	ITA	BIREL ART RACING KSW	AUT	296344 BK102	Birel Art / TM / Vega	3		11	9:44,900 0:00,787	0:00,241	0:51,877	11	92,1 km/h 94,4 km/h
4	213	LUNDBERG, Douglas	SWE	Bamberger Karttracing	DEU	199109174053 KBF1197896	Luxor / TM / Vega	4		11	9:46,372 0:02,259	0:01,472	0:51,817	11	91,8 km/h 94,5 km/h
5	210	DENNER, Emilien	FRA	CPB SPORT	FRA	141283E1 232241	SODI / TM / Vega	5		11	9:46,813 0:02,700	0:00,441	0:51,804	10	91,8 km/h 94,5 km/h
6	201	FEDERER, Fabian	ITA	SRP Racing Team	DEU	353643 KBF1156791	Maranello / TM / Vega	6		11	9:47,412 0:03,299	0:00,599	0:51,981	10	91,7 km/h 94,2 km/h
7	222	PAUL, Maximilian	DEU	DR SRL	ITA	IKB1140086 296449	DR / Modena / Vega	7		11	9:48,807 0:04,694	0:01,395	0:51,991	9	91,5 km/h 94,2 km/h
8	235	MARSEGLIA, Leonardo Giuseppe	ITA	BIREL ART RACING KSW	AUT	336013 BK102	Birel Art / TM / Vega	8		11	9:49,007 0:04,894	0:00,200	0:52,018	9	91,4 km/h 94,1 km/h
9	270	SKÄRAS, Emil	SWE	ENERGY CORSE S.R.L.	ITA	199805302198 295423	Energy / TM / Vega	9		11	9:49,188 0:05,075	0:00,181	0:52,037	10	91,4 km/h 94,1 km/h
10	268	SPECKEN, Guust	NLD	Guust Specken	NLD	33443 33443	Birel / Vortex / Vega	10		11	9:49,989 0:05,876	0:00,801	0:52,232	10	91,3 km/h 93,7 km/h
11	209	NOMBLLOT, Jean	FRA	CPB SPORT	FRA	119783 232241	SODI / TM / Vega	11		11	9:51,009 0:06,896	0:01,020	0:52,110	7	91,1 km/h 94 km/h
12	233	LUYET, Samuel	CHE	CRG Holland	NLD	505064 15521	CRG / TM / Vega	12		11	9:51,598 0:07,395	0:00,499	0:52,316	10	91 km/h 93,6 km/h
13	259	SJOKVIST, Isak	SWE	ENERGY CORSE S.R.L.	ITA	200108127572 295423	Energy / TM / Vega	13		11	9:51,777 0:07,664	0:00,269	0:52,264	8	91 km/h 93,7 km/h
14	231	MILELL, Noah	SWE	JP RACING	SWE	200007286719 105	Exprit / Vortex / Vega	14		11	9:51,965 0:07,852	0:00,188	0:52,112	10	91 km/h 94 km/h
15	271	GLERUM, Robin	NLD	Dirk Glerum	NLD	40449 42552	Birel ART / TM / Vega	15		11	9:53,001 0:08,888	0:01,036	0:52,166	10	90,8 km/h 93,9 km/h
16	216	TORNQVIST PERSSON, Benjamin	SWE	CRG Holland	NLD	199810314592 15521	CRG / TM / Vega	16	5 sec.	11	9:53,217 0:09,104	0:00,216	0:52,094	11	90,8 km/h 94 km/h
17	223	DAVIES, Dylan	NLD	DR SRL	ITA	19701 296449	DR / Modena / Vega	17		11	9:53,776 0:09,663	0:00,559	0:52,346	11	90,7 km/h 93,5 km/h
18	208	MROSEK, Michael	DEU	Team AK-Racing	AUT	IKC1131164 BK005	Intrepid / TM / Vega	18		11	9:54,048 0:09,935	0:00,272	0:52,375	9	90,7 km/h 93,5 km/h
19	269	TANDON, Keawn	USA	DR SRL	ITA	K1911-SK-19 296449	DR / MODENA / Vega	19		11	9:54,361 0:10,248	0:00,313	0:52,304	10	90,6 km/h 93,6 km/h
20	212	RATL, Cyril	CHE	Kart-Club Oerlikon	CHE	500277 500006	CRG / TM / Vega	20		11	9:55,933 0:11,820	0:01,572	0:52,357	10	90,4 km/h 93,5 km/h
21	236	LANG, Hannah	GBR	MK Racing	GBR	212874 273486	Tony Kart / Vortex / Vega	21		11	9:57,300 0:13,617	0:01,797	0:52,877	11	90,1 km/h 92,6 km/h
22	265	DEVEEN, Jimmy	BEL	Jimmy Deveen	BEL	906087 906087	CKR / TM / Vega	22		11	10:08,491 0:24,378	0:10,761	0:52,991	11	88,5 km/h 92,4 km/h
23	229	HOLD, Christoph	AUT	Hold Maranello Racing Team	AUT	JK2017 BK003	Maranello / TM / Vega	23		6	5:30,873 5 R	5 R	0:52,913	4	88,8 km/h 92,5 km/h
24	221	IGLESIAS, Jérémy	FRA	RS Schumacher Racing Team	DEU	187987 KBF1067587	IPK Praga / IAME / Vega	24		5	4:53,327 6 R	1 R	0:54,072	5	83,5 km/h 90,5 km/h
25	232	LUYET, Jean	CHE	CRG Holland	NLD	505028 15521	CRG / TM / Vega	25		3	3:03,374 8 R	2 R	0:55,212	3	80,1 km/h 88,7 km/h
26	219	SJÖBERG, Jesper	SWE	CRG Holland	NLD	199910020057 15521	CRG / TM / Vega	26	5 sec.	0	0:09,043 11 R	3 R			
the following drivers did not start.															
DNS	227	HORN, Moritz	DEU	CPB SPORT	FRA	IKB1132818 232241	SODI / TM / Vega	29			DNS				
DNS	224	ALMEIDA, Rodrigo	MOZ	DR SRL	ITA	010 296449	DR / Modena / Vega	29			DNS				

StNr. 216,219 5 sec penalty Frontfiring

Rennleitung: Volker Ehekircher Racedirektor: Horst Seidel

Sportkommissare: Nikolas Spaderna / Ulrich Bell / Hans-Willi Baumgarten


Techn. Kommissare: Hans-Jürgen Dangers / M. Grasshoff / C. Schmidt / J. Lawinger / K.L. Rusczyński / H.-W. Schäfer / A. Sengpiel

Zeitnahme: KART-DATA timing service Franz Schieszler


Zeitnahme / timekeeping

control  Franz Schieszler


freigegeben: 18:50:57


DEUTSCHE KART-MEISTERSCHAFT



Round 4: 02 - 04 / 08 / 2019



KARTING GENK (BEL)



DMSB RegNr 166/19

R 13 DSKM (KZ2) Heat 3 A <> B

Fahrername Driver	Pex Stan	Pex Jorrit	Longhi Riccardo	Lundberg Douglas	Denner Emilien	Federer Fabian	Paul Maximilian	Leonardo Giuseppe	Skärås Emil	Specken Guust	Nombrot Jean	Luyet Samuel
schnellste Runde in Runde	0:51,705 Rn. 9	0:51,804 Rn. 10	0:51,877 Rn. 11	0:51,817 Rn. 11	0:51,804 Rn. 10	0:51,981 Rn. 10	0:51,991 Rn. 9	0:52,018 Rn. 9	0:52,037 Rn. 10	0:52,232 Rn. 10	0:52,110 Rn. 7	0:52,316 Rn. 10
Speed	94,7 km/h	94,5 km/h	94,4 km/h	94,5 km/h	94,5 km/h	94,2 km/h	94,2 km/h	94,1 km/h	94,1 km/h	93,7 km/h	94,0 km/h	93,6 km/h
Lap 1	0:54,261	0:55,802	0:56,271	0:57,049	0:57,133	0:53,978	0:57,142	0:57,206	0:57,154	0:57,629	0:56,294	0:57,843
Lap 2	0:53,744	0:54,020	0:53,862	0:53,754	0:54,506	0:53,628	0:54,498	0:53,731	0:54,100	0:54,362	0:53,805	0:54,254
Lap 3	0:53,265	0:53,714	0:53,572	0:53,172	0:53,328	0:54,104	0:53,417	0:53,417	0:53,181	0:53,591	0:53,709	0:53,659
Lap 4	0:52,703	0:53,509	0:53,689	0:53,429	0:53,646	0:52,986	0:53,739	0:55,663	0:53,555	0:53,318	0:53,509	0:53,941
Lap 5	0:52,516	0:52,587	0:52,720	0:53,102	0:52,597	0:52,269	0:52,590	0:52,691	0:52,651	0:52,705	0:53,471	0:52,901
Lap 6	0:52,384	0:52,316	0:52,249	0:52,147	0:52,344	0:52,444	0:52,229	0:52,395	0:52,291	0:52,436	0:52,269	0:52,745
Lap 7	0:51,995	0:52,282	0:52,017	0:52,328	0:52,227	0:53,242	0:52,256	0:52,232	0:52,290	0:52,431	0:52,110	0:52,350
Lap 8	0:51,865	0:52,053	0:51,959	0:52,198	0:52,373	0:52,172	0:52,688	0:52,388	0:53,222	0:52,531	0:52,489	0:52,457
Lap 9	0:51,705	0:51,968	0:51,901	0:52,109	0:52,097	0:52,017	0:51,991	0:52,018	0:52,604	0:52,276	0:52,613	0:52,376
Lap 10	0:51,910	0:51,804	0:51,937	0:52,152	0:51,804	0:51,981	0:52,370	0:52,261	0:52,037	0:52,232	0:52,666	0:52,316
Lap 11		0:51,982	0:51,877	0:51,817	0:51,901		0:52,488	0:52,375	0:52,403	0:52,426	0:54,978	0:52,917





Round 4: 02 - 04 / 08 / 2019

KARTING GENK (BEL)



DEUTSCHE KART-MEISTERSCHAFT



DMSB RegNr 166/19

R 13 DSKM (KZ2) Heat 3 A < > B

Fahrername Driver	Sjokvist Isak	Milell Noah	Glerum Robin	Persson Benjamin	Davies Dylan	Mrosek Michael	Tandon Keawn	Ratl Cyril	Lang Hannah	Deveen Jimmy	Hold Christoph	Iglesias Jérémy
schnellste Runde	0:52,264 Rn. 8	0:52,112 Rn. 10	0:52,166 Rn. 10	0:52,094 Rn. 11	0:52,346 Rn. 11	0:52,375 Rn. 9	0:52,304 Rn. 10	0:52,357 Rn. 10	0:52,877 Rn. 11	0:52,991 Rn. 11	0:52,913 Rn. 4	0:54,072 Rn. 5
Speed	93,7 km/h	94,0 km/h	93,9 km/h	94,0 km/h	93,5 km/h	93,5 km/h	93,6 km/h	93,5 km/h	92,6 km/h	92,4 km/h	92,5 km/h	90,5 km/h
Lap 1	0:57,780	0:58,530	0:58,399	0:57,073	0:57,964	0:58,654	0:58,201	1:01,436	0:58,877	0:57,664	0:58,144	1:09,875
Lap 2	0:54,466	0:54,361	0:54,243	0:54,299	0:54,386	0:54,604	0:54,558	0:54,616	0:54,714	0:54,599	0:54,429	0:56,352
Lap 3	0:53,464	0:53,581	0:53,944	0:53,275	0:54,394	0:53,835	0:53,807	0:53,666	0:53,809	0:53,777	0:54,260	0:55,065
Lap 4	0:54,114	0:53,929	0:53,345	0:54,037	0:53,564	0:53,211	0:53,320	0:53,203	0:53,434	0:53,584	0:52,913	0:54,436
Lap 5	0:52,756	0:52,792	0:53,547	0:52,468	0:53,335	0:53,414	0:53,532	0:52,784	0:53,352	0:53,315	0:53,117	0:54,072
Lap 6	0:52,479	0:52,533	0:53,279	0:52,270	0:53,077	0:53,230	0:53,053	0:52,652	0:53,145	0:53,274	0:53,266	
Lap 7	0:52,461	0:53,143	0:52,496	0:52,347	0:52,715	0:52,737	0:52,772	0:52,486	0:52,908	1:04,684		
Lap 8	0:52,264	0:52,315	0:52,602	0:52,441	0:52,590	0:52,492	0:52,502	0:52,862	0:53,498	0:53,643		
Lap 9	0:52,344	0:52,249	0:52,328	0:52,158	0:52,433	0:52,375	0:52,364	0:52,407	0:52,996	0:53,245		
Lap 10	0:52,343	0:52,112	0:52,166	0:52,444	0:52,387	0:52,421	0:52,304	0:52,357	0:52,998	0:53,127		
Lap 11	0:53,035	0:52,959	0:52,224	0:52,094	0:52,346	0:52,379	0:52,429	0:52,780	0:52,877	0:52,991		





DEUTSCHE KART-MEISTERSCHAFT




Round 4: 02 - 04 / 08 / 2019






KARTING GENK (BEL)

DMSB RegNr 166/19

R 13 DSKM (KZ2) Heat 3 A < > B

Fahrername Driver	Luyet Jean	Sjöberg Jesper
schnellste Runde in Runde	0:55,212 Rn. 3	
Speed	88,7 km/h	
Lap 1	1:07,248	
Lap 2	0:56,874	
Lap 3	<u>0:55,212</u>	
Lap 4		
Lap 5		
Lap 6		
Lap 7		
Lap 8		
Lap 9		
Lap 10		
Lap 11		

DEUTSCHE KART-MEISTERSCHAFT

Round 4: 02 - 04 / 08 / 2019

KARTING GENK (BEL)

DMSB

DMSB RegNr 166/19

R 13 DSKM (K22) Heat 3 A < > B

Ziel		Sektion 1		Sektion 2		Sektion 3	
Fahrername	Zeit	Fahrername	Zeit	Fahrername	Zeit	Fahrername	Zeit
1 203 Pex,Stan	0:51,705	203 Pex,Stan	0:20,467	213 Lundberg,Douglas	0:15,575	201 Federer,Fabian	0:14,629
2 202 Pex,Jorrit	0:51,804	234 Longhi,Riccardo	0:20,480	203 Pex,Stan	0:15,586	203 Pex,Stan	0:15,480
3 210 Denner,Emilien	0:51,804	210 Denner,Emilien	0:20,493	201 Federer,Fabian	0:15,593	202 Pex,Jorrit	0:15,662
4 213 Lundberg,Douglas	0:51,817	216 Tornqvist Persson,Benjar	0:20,514	234 Longhi,Riccardo	0:15,609	213 Lundberg,Douglas	0:15,666
5 234 Longhi,Riccardo	0:51,877	235 Marseglia,Leonardo Gius	0:20,519	210 Denner,Emilien	0:15,619	216 Tornqvist Persson,Benjar	0:15,666
6 201 Federer,Fabian	0:51,981	202 Pex,Jorrit	0:20,521	202 Pex,Jorrit	0:15,621	210 Denner,Emilien	0:15,668
7 222 Paul,Maximilian	0:51,991	201 Federer,Fabian	0:20,570	216 Tornqvist Persson,Benjar	0:15,625	234 Longhi,Riccardo	0:15,690
8 235 Marseglia,Leonardo Gius	0:52,018	222 Paul,Maximilian	0:20,572	235 Marseglia,Leonardo Gius	0:15,645	270 Skäras,Emil	0:15,703
9 270 Skäras,Emil	0:52,037	213 Lundberg,Douglas	0:20,576	209 Nomblot,Jean	0:15,677	209 Nomblot,Jean	0:15,721
10 216 Tornqvist Persson,Benjar	0:52,094	270 Skäras,Emil	0:20,582	222 Paul,Maximilian	0:15,679	259 Sjøkvist,Isak	0:15,724
11 209 Nomblot,Jean	0:52,110	209 Nomblot,Jean	0:20,642	231 Milell,Noah	0:15,689	222 Paul,Maximilian	0:15,740
12 231 Milell,Noah	0:52,112	271 Glerum,Robin	0:20,642	268 Specken,Guust	0:15,697	231 Milell,Noah	0:15,743
13 271 Glerum,Robin	0:52,166	269 Tandon,Keawn	0:20,662	270 Skäras,Emil	0:15,699	271 Glerum,Robin	0:15,760
14 268 Specken,Guust	0:52,232	223 Davies,Dylan	0:20,679	271 Glerum,Robin	0:15,709	235 Marseglia,Leonardo Gius	0:15,771
15 259 Sjøkvist,Isak	0:52,264	233 Luyet,Samuel	0:20,680	212 Ratl,Cyril	0:15,748	268 Specken,Guust	0:15,789
16 269 Tandon,Keawn	0:52,304	231 Milell,Noah	0:20,680	259 Sjøkvist,Isak	0:15,761	233 Luyet,Samuel	0:15,802
17 233 Luyet,Samuel	0:52,316	208 Mrosek,Michael	0:20,700	208 Mrosek,Michael	0:15,770	208 Mrosek,Michael	0:15,802
18 223 Davies,Dylan	0:52,346	212 Ratl,Cyril	0:20,704	223 Davies,Dylan	0:15,778	269 Tandon,Keawn	0:15,832
19 212 Ratl,Cyril	0:52,357	268 Specken,Guust	0:20,746	269 Tandon,Keawn	0:15,786	223 Davies,Dylan	0:15,835
20 208 Mrosek,Michael	0:52,375	259 Sjøkvist,Isak	0:20,754	233 Luyet,Samuel	0:15,797	212 Ratl,Cyril	0:15,903
21 236 Lang,Hannah	0:52,877	236 Lang,Hannah	0:20,838	236 Lang,Hannah	0:15,857	229 Hold,Christoph	0:15,928
22 229 Hold,Christoph	0:52,913	229 Hold,Christoph	0:20,923	229 Hold,Christoph	0:15,906	265 Deveen,Jimmy	0:16,022
23 265 Deveen,Jimmy	0:52,991	265 Deveen,Jimmy	0:20,961	265 Deveen,Jimmy	0:15,922	236 Lang,Hannah	0:16,039
24 221 Iglesias,Jérémy	0:54,072	221 Iglesias,Jérémy	0:21,580	221 Iglesias,Jérémy	0:16,206	221 Iglesias,Jérémy	0:16,252
25 232 Luyet,Jean	0:55,212	232 Luyet,Jean	0:22,060	232 Luyet,Jean	0:16,510	232 Luyet,Jean	0:16,556
26 219 Sjöberg,Jesper		219 Sjöberg,Jesper	0:24,552	219 Sjöberg,Jesper		219 Sjöberg,Jesper	




DEUTSCHE KART-MEISTERSCHAFT

Round 4: 02 - 04 / 08 / 2019

KARTING GENK (BEL)







DMSB RegNr 166/19

R 13 DSKM (KZ2) Heat 3 A < > B

Die schnellsten Zeiten

Ort	Nr. Fahrername	Zeit	Streckentl.	Ø Speed
Ziel	203 Pex,Stan	0:51,705	1360 m	94,7 km/h
Sektion 1	203 Pex,Stan	0:20,467	548 m	96,4 km/h
Sektion 2	213 Lundberg,Douglas	0:15,575	366 m	84,6 km/h
Sektion 3	201 Federer,Fabian	0:14,629	446 m	109,8 km/h


	Smr.203 Pex,Stan NLD SP Motorsport		Smr.202 Pex,Jorrit NLD SP Motorsport		Smr.234 Longhi,Riccardo ITA BIREL ART RACING KSW		Smr.213 Lundberg,Douglas SWE Bamberger Karttracing		Smr.210 Denner,Emilien FRA CPB SPORT						
	theoretisch mögliche Bestzeit	Ziel	theoretisch mögliche Bestzeit	Ziel	theoretisch mögliche Bestzeit	Ziel	theoretisch mögliche Bestzeit	Ziel	theoretisch mögliche Bestzeit	Ziel					
best	0:51,705	0:20,467	0:15,586	0:15,480	0:51,804	0:20,521	0:15,621	0:15,662	0:51,804	0:20,493	0:15,668	0:51,804	0:20,493	0:15,619	0:15,668
Runde 1	0:54,261	8:11,875	0:16,234	7:33,848	0:55,802	0:22,915	0:16,553	0:16,334	0:57,133	0:24,077	0:16,584	0:57,133	0:24,077	0:16,584	0:16,472
Runde 2	0:53,744	0:21,321	0:16,507	0:15,916	0:54,020	0:21,309	0:16,426	0:16,285	0:54,506	0:21,386	0:16,639	0:54,506	0:21,386	0:16,639	0:16,481
Runde 3	0:53,265	0:21,367	0:16,155	0:15,743	0:53,714	0:21,344	0:16,215	0:16,155	0:53,754	0:21,305	0:16,280	0:53,754	0:21,305	0:16,280	0:16,102
Runde 4	0:52,703	0:21,137	0:16,029	0:15,537	0:53,509	0:21,244	0:16,262	0:16,003	0:53,172	0:21,183	0:16,022	0:53,328	0:21,104	0:16,122	0:16,102
Runde 5	0:52,516	0:20,867	0:15,889	0:15,760	0:52,587	0:20,823	0:15,892	0:15,872	0:53,429	0:21,383	0:16,064	0:53,646	0:21,005	0:16,113	0:16,528
Runde 6	0:52,384	0:20,834	0:15,825	0:15,725	0:52,316	0:20,764	0:15,784	0:15,768	0:53,102	0:21,112	0:15,929	0:52,597	0:20,877	0:15,868	0:15,852
Runde 7	0:51,995	0:20,755	0:15,755	0:15,485	0:52,282	0:20,698	0:15,791	0:15,793	0:52,147	0:20,675	0:15,698	0:52,344	0:20,845	0:15,718	0:15,781
Runde 8	0:51,865	0:20,643	0:15,656	0:15,566	0:52,053	0:20,601	0:15,753	0:15,699	0:52,328	0:20,674	0:15,737	0:52,227	0:20,731	0:15,717	0:15,779
Runde 9	0:51,705	0:20,635	0:15,590	0:15,480	0:51,968	0:20,578	0:15,677	0:15,713	0:52,198	0:20,748	0:15,668	0:52,373	0:20,826	0:15,823	0:15,724
Runde 10	0:51,910	0:20,467	0:15,586	0:15,857	0:51,804	0:20,521	0:15,621	0:15,662	0:52,109	0:20,737	0:15,622	0:52,097	0:20,593	0:15,793	0:15,711
Runde 11	0:20,584	0:15,623	0:20,584	0:15,623	0:51,982	0:20,554	0:15,723	0:15,705	0:52,152	0:20,620	0:15,774	0:51,804	0:20,493	0:15,619	0:15,692
					0:51,982	0:20,554	0:15,723	0:15,705	0:51,817	0:20,576	0:15,575	0:51,901	0:20,603	0:15,630	0:15,668

DEUTSCHE KART-MEISTERSCHAFT

Round 4: 02 - 04 / 08 / 2019

KARTING GENK (BEL)







DMSB RegNr 166/19

R 13 DSKM (K22) Heat 3 A < > B

Die schnellsten Zeiten

Ort	Nr. Fahrername	Zeit	Streckenl.	Ø Speed
Ziel	203 Pex,Stan	0:51,705	1360 m	94,7 km/h
Sektion 1	203 Pex,Stan	0:20,467	548 m	96,4 km/h
Sektion 2	213 Lundberg,Douglas	0:15,575	366 m	84,6 km/h
Sektion 3	201 Federer,Fabian	0:14,629	446 m	109,8 km/h


	Snr.201 Federer,Fabian ITA SRP Racing Team	Snr.216 Tornqvist Persson,Benjamin SWE CRG Holland	Snr.222 Paul,Maximilian DEU DR SRL	Snr.235 Marsiglio,Leonardo Giuseppe ITA BIREL ART RACING KSW	Snr.270 Skåras,Emil SWE ENERGY CORSE S.R.L.
best	theoretisch mögliche Bestzeit 0:50,792 Ziel Sektion 1 Sektion 2 Sektion 3 0:51,981 0:20,570 0:15,593 0:14,629	theoretisch mögliche Bestzeit 0:51,805 Ziel Sektion 1 Sektion 2 Sektion 3 0:52,073 0:23,830 0:16,834 0:16,409	theoretisch mögliche Bestzeit 0:51,991 Ziel Sektion 1 Sektion 2 Sektion 3 0:51,991 0:20,572 0:15,679 0:15,740	theoretisch mögliche Bestzeit 0:51,935 Ziel Sektion 1 Sektion 2 Sektion 3 0:52,018 0:20,519 0:15,645 0:15,771	theoretisch mögliche Bestzeit 0:51,984 Ziel Sektion 1 Sektion 2 Sektion 3 0:52,037 0:20,582 0:15,699 0:15,703
Runde 1	0:53,978 8:12,348 0:16,573 7:34,943	0:57,073 0:23,830 0:16,834 0:16,409	0:57,142 0:23,905 0:16,904 0:16,333	0:57,206 0:24,137 0:16,583 0:16,486	0:57,154 0:23,838 0:16,930 0:16,386
Runde 2	0:53,628 0:21,326 0:16,386 0:15,916	0:54,299 0:21,371 0:16,417 0:16,511	0:54,498 0:21,411 0:16,410 0:16,677	0:53,731 0:21,284 0:16,240 0:16,207	0:54,100 0:21,405 0:16,329 0:16,366
Runde 3	0:54,104 0:21,336 0:16,198 0:16,570	0:53,275 0:21,114 0:16,080 0:16,081	0:53,417 0:21,251 0:16,062 0:16,104	0:53,417 0:21,180 0:16,108 0:16,129	0:53,181 0:21,099 0:16,046 0:16,036
Runde 4	0:52,986 0:21,110 0:16,701 0:15,175	0:54,037 0:21,021 0:16,104 0:16,912	0:53,739 0:20,998 0:15,989 0:16,752	0:55,663 0:21,402 0:16,465 0:17,796	0:53,555 0:21,046 0:16,099 0:16,410
Runde 5	0:52,269 0:21,189 0:15,932 0:15,148	0:52,468 0:20,841 0:15,807 0:15,820	0:52,590 0:20,883 0:15,808 0:15,899	0:52,691 0:20,951 0:15,840 0:15,900	0:52,651 0:20,946 0:15,862 0:15,843
Runde 6	0:52,444 0:20,731 0:15,800 0:15,913	0:52,270 0:20,793 0:15,742 0:15,735	0:52,229 0:20,728 0:15,707 0:15,750	0:52,395 0:20,793 0:15,769 0:15,833	0:52,291 0:20,781 0:15,735 0:15,775
Runde 7	0:53,242 0:20,704 0:15,673 0:16,865	0:52,347 0:20,715 0:15,910 0:15,722	0:52,256 0:20,677 0:15,829 0:15,750	0:52,232 0:20,707 0:15,669 0:15,856	0:52,290 0:20,714 0:15,873 0:15,703
Runde 8	0:52,172 0:21,313 0:16,230 0:14,629	0:52,441 0:20,898 0:15,877 0:15,666	0:52,688 0:20,869 0:16,084 0:15,785	0:52,388 0:20,579 0:15,981 0:15,828	0:53,222 0:20,968 0:16,423 0:15,831
Runde 9	0:52,017 0:20,635 0:15,867 0:15,515	0:52,158 0:20,514 0:15,872 0:15,772	0:51,991 0:20,572 0:15,679 0:15,740	0:52,018 0:20,602 0:15,645 0:15,771	0:52,604 0:20,612 0:15,740 0:16,252
Runde 10	0:51,981 0:20,689 0:15,593 0:15,699	0:52,444 0:20,741 0:15,964 0:15,739	0:52,370 0:20,707 0:15,921 0:15,742	0:52,261 0:20,519 0:15,864 0:15,878	0:52,037 0:20,582 0:15,699 0:15,756
Runde 11	0:20,570 0:15,702	0:20,767 0:15,625 0:15,702	0:52,488 0:20,796 0:15,885 0:15,807	0:52,375 0:20,606 0:15,966 0:15,803	0:52,403 0:20,732 0:15,896 0:15,775

DEUTSCHE KART-MEISTERSCHAFT

Round 4: 02 - 04 / 08 / 2019

KARTING GENK (BEL)







DMSB RegNr 166/19

R 13 DSKM (K22) Heat 3 A < > B

Die schnellsten Zeiten

Ort	Nr. Fahrername	Zeit	Streckentl.	Ø Speed
Ziel	203 Pex,Stan	0:51,705	1360 m	94,7 km/h
Sektion 1	203 Pex,Stan	0:20,467	548 m	96,4 km/h
Sektion 2	213 Lunberg,Douglas	0:15,575	366 m	84,6 km/h
Sektion 3	201 Federer,Fabian	0:14,629	446 m	109,8 km/h


	Smr.268 Specken,Guust NLD Guust Specken		Smr.209 Nombior,Jeon FRA CPB SPORT		Smr.233 Luyet,Samuel CHE CRG Holland		Smr.259 Sjakvist,Isak SWE ENERGY CORSE S.R.L.		Smr.231 Millell,Nooh SWE JP RACING	
	theoretisch mögliche Bestzeit	Ziel	theoretisch mögliche Bestzeit	Ziel	theoretisch mögliche Bestzeit	Ziel	theoretisch mögliche Bestzeit	Ziel	theoretisch mögliche Bestzeit	Ziel
best	0:52,232	0:20,746	0:15,697	0:15,789	0:52,232	0:15,789	0:52,232	0:15,789	0:52,112	0:20,680
Runde 1	0:57,629	0:23,731	0:17,104	0:16,794	0:56,294	0:23,419	0:16,519	0:16,356	0:58,530	0:24,438
Runde 2	0:54,362	0:21,611	0:16,375	0:16,376	0:53,805	0:21,340	0:16,237	0:16,228	0:54,361	0:21,486
Runde 3	0:53,591	0:21,270	0:16,158	0:16,163	0:53,709	0:21,254	0:16,183	0:16,272	0:53,581	0:21,167
Runde 4	0:53,318	0:21,033	0:16,195	0:16,090	0:53,509	0:21,288	0:16,099	0:16,122	0:53,929	0:21,012
Runde 5	0:52,705	0:20,945	0:15,844	0:15,916	0:53,471	0:21,440	0:15,887	0:16,144	0:52,792	0:20,880
Runde 6	0:52,436	0:20,848	0:15,732	0:15,856	0:52,269	0:20,710	0:15,798	0:15,761	0:52,533	0:20,808
Runde 7	0:52,431	0:20,782	0:15,798	0:15,851	0:52,110	0:20,642	0:15,677	0:15,791	0:53,143	0:21,420
Runde 8	0:52,531	0:20,844	0:15,843	0:15,844	0:52,489	0:20,923	0:15,836	0:15,730	0:52,315	0:20,776
Runde 9	0:52,276	0:20,775	0:15,707	0:15,794	0:52,613	0:20,671	0:16,187	0:15,755	0:52,249	0:20,725
Runde 10	0:52,232	0:20,746	0:15,697	0:15,789	0:52,666	0:20,953	0:15,934	0:15,779	0:52,112	0:20,680
Runde 11	0:52,426	0:20,868	0:15,720	0:15,838	0:54,978	0:23,381	0:15,876	0:15,721	0:52,959	0:20,906

DEUTSCHE KART-MEISTERSCHAFT

Round 4: 02 - 04 / 08 / 2019

KARTING GENK (BEL)






DMSB RegNr 166/19

R 13 DSKM (K22) Heat 3 A < > B

Die schnellsten Zeiten

Ort	Nr. Fahrername	Zeit	Streckenl.	Ø Speed
Ziel	203 Pex,Stan	0:51,705	1360 m	94,7 km/h
Sektion 1	203 Pex,Stan	0:20,467	548 m	96,4 km/h
Sektion 2	213 Lunberg,Douglas	0:15,575	366 m	84,6 km/h
Sektion 3	201 Federer,Fabian	0:14,629	446 m	109,8 km/h

	Snr.271 Glerum,Robin NLD Dirk Glerum			Snr.223 Davies,Dylan NLD DR SRL			Snr.208 Mrosek,Michael DEU Team AK-Racing			Snr.269 Tandon,Keawn USA DR SRL			Snr.212 Rati,Cyrl CHE Kart-Club Oerikon					
	theoretisch mögliche Bestzeit	Ziel	Bestzeit	theoretisch mögliche Bestzeit	Ziel	Bestzeit	theoretisch mögliche Bestzeit	Ziel	Bestzeit	theoretisch mögliche Bestzeit	Ziel	Bestzeit	theoretisch mögliche Bestzeit	Ziel	Bestzeit			
best	0:52,166	0:20,642	0:15,709	0:15,778	0:20,679	0:15,835	0:52,346	0:20,700	0:15,770	0:15,802	0:52,304	0:20,662	0:15,786	0:15,832	0:52,357	0:20,704	0:15,748	0:15,903
Runde 1	0:58,399	0:24,191	0:17,524	0:17,430	0:23,921	0:16,613	0:57,964	0:24,266	0:17,658	0:16,730	0:58,201	0:23,612	0:17,701	0:16,888	1:01,436	0:24,143	0:20,230	0:17,063
Runde 2	0:54,243	0:21,517	0:16,395	0:16,384	0:21,593	0:16,409	0:54,386	0:21,734	0:16,431	0:16,439	0:54,558	0:21,709	0:16,420	0:16,429	0:54,616	0:21,831	0:16,417	0:16,368
Runde 3	0:53,944	0:21,595	0:16,244	0:16,575	0:21,669	0:16,150	0:54,394	0:21,356	0:16,350	0:16,129	0:53,807	0:21,281	0:16,283	0:16,243	0:53,666	0:21,229	0:16,210	0:16,227
Runde 4	0:53,345	0:20,953	0:16,066	0:16,381	0:21,048	0:16,135	0:53,564	0:21,096	0:16,061	0:16,054	0:53,320	0:21,092	0:16,049	0:16,179	0:53,203	0:21,062	0:16,035	0:16,106
Runde 5	0:53,547	0:21,659	0:15,935	0:15,972	0:21,292	0:16,071	0:53,335	0:21,408	0:16,073	0:15,933	0:53,532	0:21,123	0:16,289	0:16,120	0:52,784	0:20,903	0:15,870	0:16,011
Runde 6	0:53,279	0:20,888	0:16,154	0:16,061	0:20,865	0:16,151	0:53,077	0:20,949	0:15,968	0:16,313	0:53,053	0:21,121	0:15,973	0:15,959	0:52,652	0:20,920	0:15,814	0:15,918
Runde 7	0:52,496	0:20,887	0:15,775	0:15,815	0:20,991	0:15,909	0:52,715	0:20,996	0:15,857	0:15,884	0:52,772	0:20,857	0:15,909	0:16,006	0:52,486	0:20,758	0:15,781	0:15,947
Runde 8	0:52,602	0:20,797	0:15,833	0:15,816	0:20,822	0:15,952	0:52,590	0:20,795	0:15,818	0:15,879	0:52,502	0:20,735	0:15,789	0:15,978	0:52,862	0:20,892	0:15,918	0:16,052
Runde 9	0:52,328	0:20,782	0:15,718	0:15,778	0:20,805	0:15,850	0:52,433	0:20,750	0:15,823	0:15,802	0:52,364	0:20,723	0:15,786	0:15,855	0:52,407	0:20,720	0:15,784	0:15,903
Runde 10	0:52,166	0:20,642	0:15,709	0:15,826	0:20,726	0:15,835	0:52,387	0:20,706	0:15,866	0:15,849	0:52,304	0:20,681	0:15,791	0:15,832	0:52,357	0:20,704	0:15,748	0:15,903
Runde 11	0:52,224	0:20,748	0:15,716	0:15,793	0:20,679	0:15,874	0:52,346	0:20,700	0:15,770	0:15,909	0:52,429	0:20,662	0:15,802	0:15,965	0:52,780	0:20,939	0:15,851	0:15,990

DEUTSCHE KART-MEISTERSCHAFT

Round 4: 02 - 04 / 08 / 2019

KARTING GENK (BEL)





DMSB RegNr 166/19

R 13 DSKM (KZ2) Heat 3 A < > B

Die schnellsten Zeiten

Ort	Nr. Fahrername	Zeit	Streckenl.	Ø Speed
Ziel	203 Pex,Stan	0:51,705	1360 m	94,7 km/h
Sektion 1	203 Pex,Stan	0:20,467	548 m	96,4 km/h
Sektion 2	213 Lunberg,Douglas	0:15,575	366 m	84,6 km/h
Sektion 3	201 Federer,Fabian	0:14,629	446 m	109,8 km/h


	Smr.236 Lang,Hannah GBR MK Racing	Smr.265 Deveen,Jimmy BEL Jimmy Deveen	Smr.229 Hold,Christoph AUT Hold Maranello Racing Team	Smr.221 Iglesias,Jérémy FRA RS Schumacher Racing Team	Smr.232 Luyet,Jean CHE CRG Holland
	theoretisch mögliche Bestzeit 0:52,734	theoretisch mögliche Bestzeit 0:52,905	theoretisch mögliche Bestzeit 0:52,757	theoretisch mögliche Bestzeit 0:54,038	theoretisch mögliche Bestzeit 0:55,126
best	Ziel Sektion 1 Sektion 2 Sektion 3 0:52,877 0:20,838 0:15,857 0:16,039	Ziel Sektion 1 Sektion 2 Sektion 3 0:52,991 0:20,961 0:15,922 0:16,022	Ziel Sektion 1 Sektion 2 Sektion 3 0:52,913 0:20,923 0:15,906 0:15,928	Ziel Sektion 1 Sektion 2 Sektion 3 0:54,072 0:21,580 0:16,206 0:16,252	Ziel Sektion 1 Sektion 2 Sektion 3 0:55,212 0:22,060 0:16,510 0:16,556
Runde 1	0:58,877 0:24,070 0:17,984 0:16,823	0:57,664 0:23,764 0:17,387 0:16,513	0:58,144 0:24,031 0:17,637 0:16,476	1:09,875 0:23,662 0:27,918 0:18,295	1:07,243 0:24,470 0:24,800 0:17,973
Runde 2	0:54,714 0:21,710 0:16,551 0:16,453	0:54,599 0:21,629 0:16,366 0:16,604	0:54,429 0:21,591 0:16,535 0:16,303	0:56,352 0:22,295 0:17,092 0:16,965	0:56,874 0:22,060 0:17,692 0:17,122
Runde 3	0:53,809 0:21,280 0:16,231 0:16,298	0:53,777 0:21,519 0:16,125 0:16,133	0:54,260 0:21,584 0:16,467 0:16,209	0:55,065 0:21,852 0:16,639 0:16,574	0:55,212 0:22,146 0:16,510 0:16,556
Runde 4	0:53,434 0:21,021 0:16,173 0:16,240	0:53,584 0:21,125 0:16,113 0:16,346	0:52,913 0:20,923 0:16,000 0:15,990	0:54,436 0:21,580 0:16,409 0:16,447	0:55,212 0:22,061 0:16,528
Runde 5	0:53,352 0:21,004 0:16,118 0:16,230	0:53,315 0:21,371 0:15,922 0:16,022	0:53,117 0:21,283 0:15,906 0:15,928	0:54,072 0:21,614 0:16,206 0:16,252	
Runde 6	0:53,145 0:21,002 0:15,941 0:16,202	0:53,274 0:20,988 0:16,207 0:16,079	0:53,266 0:20,997 0:16,215 0:16,054		
Runde 7	0:52,908 0:20,838 0:16,028 0:16,042	1:04,684 0:32,371 0:16,089 0:16,224			
Runde 8	0:53,498 0:20,876 0:16,005 0:16,617	0:53,643 0:21,405 0:16,046 0:16,192			
Runde 9	0:52,996 0:21,092 0:15,857 0:16,047	0:53,245 0:21,180 0:15,962 0:16,103			
Runde 10	0:52,998 0:20,914 0:16,045 0:16,039	0:53,127 0:20,961 0:16,037 0:16,129			
Runde 11	0:52,877 0:20,898 0:15,921 0:16,058	0:52,991 0:20,969 0:15,936 0:16,086			

DEUTSCHE KART-MEISTERSCHAFT

Round 4: 02 - 04 / 08 / 2019

KARTING GENK (BEL)



DMSB RegNr 166/19

R 13 DSKM (KZ2) Heat 3 A < > B

Die schnellsten Zeiten

Ort	Nr. Fahrername	Zeit	Streckenl.	Ø Speed
Ziel	203 Pex, Stan	0:51,705	1360 m	94,7 km/h
Sektion 1	203 Pex, Stan	0:20,467	548 m	96,4 km/h
Sektion 2	213 Lunberg, Douglas	0:15,575	366 m	84,6 km/h
Sektion 3	201 Federer, Fabian	0:14,629	446 m	109,8 km/h

Snr:219 Sjöberg, Jesper
SWE

CRG Holland

theoretisch mögliche Bestzeit 0:24,552

Ziel	Sektion 1	Sektion 2	Sektion 3
best	0:24,552		
Runde 1	0:24,552		
Runde 2			

Ziel	Sektion 1	Sektion 2	Sektion 3	Ziel	Sektion 1	Sektion 2	Sektion 3	Ziel	Sektion 1	Sektion 2	Sektion 3	Ziel	Sektion 1	Sektion 2	Sektion 3

R 9 DSKM (KZ2) Heat 2 A <> G

Strecke / track: 1360m

fastest Lap Martijn VAN LEEUWEN at: 0:51,555

started: 28 classified: 28 not classified: 0

Pos	Str. Nr.	Fahrer Driver	Nation	Bewerber / Sponsor	Nation	Lizenz R.Lizenz	Chassis / Motor / Reifen	Points	Penalty	Runden Laps	Gesamtzeit Differenz	Abstand Gap	beste Runde best Lap	in R. in L.	o Geschw. o Speed
1	202	PEX, Jorrit	NLD	SP Motorsport	NLD	27382 47253	Kart Republic / TM / Vega	0		11	9:41,261		0:51,583	10	92,7 km/h 94,9 km/h
2	273	VAN LEEUWEN, Martijn	NLD	KR Motorsport srl	ITA	30816 436754	Kart Republic / Iame / Vega	2		11	9:41,973 0:00,712	0:00,712	0:51,555	11	92,5 km/h 95 km/h
3	234	LONGHI, Riccardo	ITA	BIREL ART RACING KSW	AUT	296344 BK102	Birel Art / TM / Vega	3		11	9:42,807 0:01,546	0:00,834	0:51,668	10	92,4 km/h 94,8 km/h
4	204	SCHMITZ, Alexander	DEU	Renda Motorsport	ITA	IKA1120614 322880	Tony Kart / Vortex / Vega	4		11	9:44,637 0:03,376	0:01,830	0:51,653	11	92,1 km/h 94,8 km/h
5	231	MILLELL, Noah	SWE	JP RACING	SWE	200007286719 105	Exprit / Vortex / Vega	5		11	9:45,775 0:04,514	0:01,138	0:51,900	11	91,9 km/h 94,3 km/h
6	201	FEDERER, Fabian	ITA	SRP Racing Team	DEU	353643 KBF1156791	Maranello / TM / Vega	6	5 sec.	11	9:46,468 0:05,207	0:00,693	0:51,580	9	91,8 km/h 94,9 km/h
7	222	PAUL, Maximilian	DEU	DR SRL	ITA	IKB1140086 296449	DR / Modena / Vega	7		11	9:46,837 0:05,576	0:00,369	0:51,708	9	91,8 km/h 94,7 km/h
8	215	MATISIC, André	DEU	Solgat Motorsport	DEU	IKB1083048 KBF1079882	Birel Art / TM / Vega	8		11	9:48,410 0:07,149	0:01,573	0:52,009	10	91,5 km/h 94,1 km/h
9	272	DREEZEN, Rick	BEL	KR Motorsport srl	ITA	800757 436754	KR / Iame / Vega	9	5 sec.	11	9:49,274 0:08,013	0:00,864	0:51,838	9	91,4 km/h 94,4 km/h
10	225	TALAS, Jakub	CZE	JOKA RACING	CZE	19AS0135 19AT01111	Birel Art / TM / Vega	10		11	9:49,795 0:08,534	0:00,521	0:52,039	9	91,3 km/h 94,1 km/h
11	232	LUYET, Jean	CHE	CRG Holland	NLD	505028 15521	CRG / TM / Vega	11		11	9:50,043 0:08,782	0:00,248	0:51,968	9	91,3 km/h 94,2 km/h
12	270	SKÅRAS, Emil	SWE	ENERGY CORSE S.R.L.	ITA	199805302198 295423	Energy / TM / Vega	12	5 sec.	11	9:50,307 0:09,046	0:00,264	0:51,798	11	91,2 km/h 94,5 km/h
13	220	TUBBEN, Max	NLD	CRG Holland	NLD	33495 15521	CRG / TM / Vega	13		11	9:50,619 0:09,358	0:00,312	0:52,004	11	91,2 km/h 94,1 km/h
14	264	CYPERS, Thomas	BEL	Thomas Cypers	BEL	909073 909073	CKR / IAME / Vega	14		11	9:51,681 0:10,420	0:01,062	0:52,074	11	91 km/h 94 km/h
15	277	JAVUREK, Dominik	CZE	JOKA RACING	CZE	19AS0193 19AT01111	Birel Art / TM / Vega	15		11	9:52,396 0:11,135	0:00,715	0:52,000	9	90,9 km/h 94,2 km/h
16	263	TABAKOVIC, Ronny	DEU	C.K.R. Srl	ITA	IKC1148046 300098	CKR / TM / Vega	16		11	9:52,968 0:11,707	0:00,572	0:52,205	8	90,8 km/h 93,8 km/h
17	271	GLERUM, Robin	NLD	Dirk Glerum	NLD	40449 42552	Birel ART / TM / Vega	17		11	9:53,058 0:11,797	0:00,090	0:51,916	9	90,8 km/h 94,3 km/h
18	207	GUSTAVSSON, Viktor	SWE	JP RACING	SWE	200404260150 105	Exprit / Vortex / Vega	18	5 sec.	11	9:53,680 0:12,419	0:00,622	0:52,041	11	90,7 km/h 94,1 km/h
19	268	SPECKEN, Guust	NLD	Guust Specken	NLD	33443 33443	Birel / Vortex / Vega	19	5 sec.	11	9:55,215 0:13,954	0:01,535	0:51,898	9	90,5 km/h 94,3 km/h
20	269	TANDON, Keawn	USA	DR SRL	ITA	K1911-SK-19 296449	DR / MODENA / Vega	20		11	9:55,556 0:14,295	0:00,341	0:52,520	8	90,4 km/h 93,2 km/h
21	217	KARLSHØJ, Lasse	DNK	LE Racing Eddie Le Fevre	DNK	40346 39981	Kosmic / Vortex / Vega	21		11	9:56,736 0:15,475	0:01,180	0:52,520	10	90,3 km/h 93,2 km/h
22	218	JOHANSSON, Andreas	SWE	CRG Holland	NLD	199907225875 15521	CRG / TM / Vega	22		11	9:57,094 0:15,833	0:00,358	0:52,595	10	90,2 km/h 93,1 km/h
23	224	ALMEIDA, Rodrigo	MOZ	DR SRL	ITA	010 296449	DR / Modena / Vega	23		11	9:58,152 0:16,891	0:01,058	0:52,777	9	90 km/h 92,8 km/h
24	227	HORN, Moritz	DEU	CPB SPORT	FRA	IKB1132818 232241	SODI / TM / Vega	24	5 sec.	11	9:58,437 0:17,176	0:00,285	0:52,311	9	90 km/h 93,6 km/h
25	252	KALLASMAA, Kaspar	EST	Kaspar Kallasmaa	EST	K916 E115	Energy / TM / Vega	25	5 sec.	11	10:00,182 0:18,921	0:01,745	0:52,365	11	89,7 km/h 93,5 km/h
26	267	LIVERIS, Dionisis	GRC	DAEMS RACING TEAM	BEL	3725 910430	Tony Kart / Vortex / Vega	26	5 sec.	11	10:00,791 0:19,530	0:00,609	0:52,393	9	89,6 km/h 93,4 km/h
27	213	LUNDBERG, Douglas	SWE	Bamberger Karttracing	DEU	199109174053 KBF1197896	Luxor / TM / Vega	27		8	7:08,725 3 R	3 R	0:52,092	8	91,4 km/h 94 km/h
28	212	RATL, Cyril	CHE	Kart-Club Oerlikon	CHE	500277 500006	CRG / TM / Vega	28		0	0:05,304 11 R	8 R			

StNr. 201,272,270,268,207,227,252,267 5 sec penalty Frontfairing

Rennleitung: Volker Ehekircher Racedirektor: Horst Seidel

Sportkommissare: Nikolas Spaderna / Ulrich Bell / Hans-Willi Baumgarten

Techn. Kommissare: Hans-Jürgen Dangers / M. Grasshoff / C. Schmidt / J. Lawinger / K.L. Rusczyński / H.-W. Schäfer / A. Sengpiel

Zeitnahme: KART-DATA timing service Franz Schieszler

Zeitnahme / timekeeping

control  Franz Schieszler

freigegeben: 16:45:42






DEUTSCHE KART-MEISTERSCHAFT

Round 4: 02 - 04 / 08 / 2019

KARTING GENK (BEL)

DMSB



DMSB RegNr 166/19

R 9 DSKM (K22) Heat 2 A < > C

Fahrername Driver	Pex Jorrit	Van Leeuwen Martijn	Longhi Riccardo	Schmitz Alexander	Milell Noah	Federer Fabian	Paul Maximilian	Maticic André	Dreezen Rick	Talas Jakub	Luyet Jean	Skáras Emil
schnellste Runde in Runde	0:51,583 Rn. 10	0:51,555 Rn. 11	0:51,668 Rn. 10	0:51,653 Rn. 11	0:51,900 Rn. 11	0:51,580 Rn. 9	0:51,708 Rn. 9	0:52,009 Rn. 10	0:51,838 Rn. 9	0:52,039 Rn. 9	0:51,968 Rn. 9	0:51,798 Rn. 11
Speed	94,9 km/h	95,0 km/h	94,8 km/h	94,8 km/h	94,3 km/h	94,9 km/h	94,7 km/h	94,1 km/h	94,4 km/h	94,1 km/h	94,2 km/h	94,5 km/h
Lap 1	0:55,705	0:55,805	0:56,050	0:56,430	0:56,631	0:53,732	0:57,477	0:56,664	0:56,737	0:57,997	0:57,235	0:57,470
Lap 2	0:53,835	0:54,434	0:54,022	0:54,060	0:53,632	0:53,080	0:53,971	0:53,948	0:53,927	0:54,166	0:54,831	0:53,559
Lap 3	0:53,029	0:53,384	0:52,943	0:53,480	0:53,553	0:53,160	0:53,503	0:53,582	0:53,178	0:53,457	0:53,512	0:53,053
Lap 4	0:52,956	0:52,618	0:52,603	0:52,598	0:52,731	0:52,479	0:53,658	0:55,154	0:52,427	0:53,364	0:53,211	0:52,865
Lap 5	0:52,156	0:52,492	0:52,450	0:52,234	0:52,368	0:52,114	0:52,490	0:52,669	0:52,446	0:52,878	0:53,850	0:52,355
Lap 6	0:52,083	0:52,036	0:52,002	0:52,346	0:52,159	0:51,800	0:52,391	0:52,345	0:51,987	0:52,520	0:52,338	0:52,267
Lap 7	0:51,829	0:52,161	0:52,767	0:52,224	0:52,127	0:51,691	0:52,090	0:52,158	0:52,495	0:52,291	0:52,540	0:51,994
Lap 8	0:51,724	0:51,597	0:51,670	0:52,124	0:52,091	0:51,586	0:51,969	0:52,073	0:51,917	0:52,238	0:52,105	0:51,928
Lap 9	0:51,651	0:51,562	0:51,709	0:52,144	0:52,023	0:51,580	0:51,708	0:52,048	0:51,838	0:52,039	0:51,968	0:51,824
Lap 10	0:51,583	0:51,602	0:51,668	0:51,981	0:52,727	0:51,621	0:51,814	0:52,009	0:51,944	0:52,112	0:52,005	0:52,079
Lap 11	0:51,707	0:51,555	0:51,671	0:51,653	0:51,900		0:51,780	0:52,111	0:52,129	0:52,071	0:52,105	0:51,798





DEUTSCHE KART-MEISTERSCHAFT



Round 4: 02 - 04 / 08 / 2019



KARTING GENK (BEL)



DMSB RegNr 166/19

R 9 DSKM (K22) Heat 2 A < > C

Fahrername Driver	Tubben Max	Cypers Thomas	Javurek Dominik	Tabakovic Ronny	Glerum Robin	Gustavsson Viktor	Specken Guust	Tandon Keawn	Karlshøj Lasse	Johansson Andreas	Almeida Rodrigo	Horn Moritz
schnellste Runde in Runde	0:52,004 Rn. 11	0:52,074 Rn. 11	0:52,000 Rn. 9	0:52,205 Rn. 8	0:51,916 Rn. 9	0:52,041 Rn. 11	0:51,898 Rn. 9	0:52,520 Rn. 8	0:52,520 Rn. 10	0:52,595 Rn. 10	0:52,777 Rn. 9	0:52,311 Rn. 9
Speed	94,1 km/h	94,0 km/h	94,2 km/h	93,8 km/h	94,3 km/h	94,1 km/h	94,3 km/h	93,2 km/h	93,2 km/h	93,1 km/h	92,8 km/h	93,6 km/h
Lap 1	0:57,318	0:58,258	0:58,555	0:59,293	0:58,979	0:56,894	0:57,640	0:58,652	0:58,197	0:58,764	0:58,128	0:58,225
Lap 2	0:54,850	0:54,148	0:54,547	0:54,215	0:54,619	0:53,478	0:54,437	0:54,601	0:55,089	0:54,493	0:54,550	0:54,448
Lap 3	0:53,201	0:53,521	0:53,365	0:53,719	0:53,895	0:54,685	0:53,360	0:53,930	0:53,936	0:54,380	0:54,111	0:53,827
Lap 4	0:53,459	0:53,793	0:53,355	0:53,408	0:52,982	0:53,713	0:54,130	0:53,558	0:53,351	0:53,283	0:53,312	0:53,194
Lap 5	0:54,127	0:53,642	0:53,523	0:53,852	0:52,984	0:53,054	0:53,185	0:52,876	0:53,120	0:53,033	0:53,027	0:53,580
Lap 6	0:52,657	0:52,401	0:52,640	0:52,757	0:52,762	0:52,313	0:52,246	0:53,082	0:53,095	0:52,923	0:53,070	0:52,790
Lap 7	0:52,188	0:52,244	0:52,173	0:52,308	0:52,298	0:52,190	0:52,187	0:52,955	0:52,808	0:53,250	0:53,148	0:52,422
Lap 8	0:52,177	0:52,214	0:52,150	0:52,205	0:52,214	0:52,093	0:52,409	0:52,520	0:53,534	0:52,826	0:53,073	0:52,594
Lap 9	0:52,112	0:52,189	0:52,000	0:52,218	0:51,916	0:52,050	0:51,898	0:52,561	0:53,083	0:53,043	0:52,777	0:52,311
Lap 10	0:52,053	0:52,666	0:53,085	0:52,783	0:52,685	0:52,069	0:51,952	0:52,652	0:52,520	0:52,595	0:52,922	0:52,452
Lap 11	0:52,004	0:52,074	0:52,240	0:52,360	0:52,328	0:52,041	0:52,155	0:52,558	0:52,619	0:52,605	0:53,066	0:52,398






DEUTSCHE KART-MEISTERSCHAFT

Round 4: 02 - 04 / 08 / 2019


KARTING GENK (BEL)

DMSB

DMSB RegNr 166/19

R 9 DSKM (K22) Heat 2 A < > C

Fahrername Driver	Kallasmaa Kaspar	Liveris Dionisis	Lundberg Douglas	Rati Cyril
schnellste Runde in Runde	0:52,365 Rn. 11	0:52,393 Rn. 9	0:52,092 Rn. 8	
Speed	93,5 km/h	93,4 km/h	94,0 km/h	
Lap 1	0:58,459	0:59,324	0:55,550	
Lap 2	0:54,850	0:54,452	0:54,598	
Lap 3	0:53,667	0:53,898	0:53,065	
Lap 4	0:53,363	0:53,180	0:52,581	
Lap 5	0:53,072	0:52,995	0:52,713	
Lap 6	0:52,840	0:53,374	0:52,319	
Lap 7	0:52,856	0:52,997	0:52,299	
Lap 8	0:53,120	0:52,636	<u>0:52,092</u>	
Lap 9	0:52,660	0:52,393		
Lap 10	0:52,676	0:52,413		
Lap 11	<u>0:52,365</u>	0:52,523		



DMSB RegNr 166/19

R 9 DSKM (K22) Heat 2 A < > C




Ziel		Sektion 1		Sektion 2		Sektion 3	
Fahrername	Zeit	Fahrername	Zeit	Fahrername	Zeit	Fahrername	Zeit
1 273 Van Leeuwen,Marriijn	0:51,555	202 Pex,Jorrit	0:20,424	273 Van Leeuwen,Marriijn	0:15,482	201 Federer,Fabian	0:15,470
2 201 Federer,Fabian	0:51,580	201 Federer,Fabian	0:20,430	204 Schmitz,Alexander	0:15,490	273 Van Leeuwen,Marriijn	0:15,576
3 202 Pex,Jorrit	0:51,583	273 Van Leeuwen,Marriijn	0:20,441	201 Federer,Fabian	0:15,504	234 Longhi,Riccardo	0:15,623
4 204 Schmitz,Alexander	0:51,653	234 Longhi,Riccardo	0:20,447	202 Pex,Jorrit	0:15,520	202 Pex,Jorrit	0:15,631
5 234 Longhi,Riccardo	0:51,668	222 Paul,Maximilian	0:20,501	222 Paul,Maximilian	0:15,541	270 Skärås,Emil	0:15,637
6 222 Paul,Maximilian	0:51,708	204 Schmitz,Alexander	0:20,518	234 Longhi,Riccardo	0:15,550	204 Schmitz,Alexander	0:15,645
7 270 Skärås,Emil	0:51,798	270 Skärås,Emil	0:20,524	231 Milell,Noah	0:15,589	222 Paul,Maximilian	0:15,655
8 272 Dreezen,Rick	0:51,838	271 Glerum,Robin	0:20,531	270 Skärås,Emil	0:15,595	272 Dreezen,Rick	0:15,656
9 268 Specken,Guust	0:51,898	231 Milell,Noah	0:20,561	272 Dreezen,Rick	0:15,607	232 Luyet,Jean	0:15,664
10 231 Milell,Noah	0:51,900	272 Dreezen,Rick	0:20,570	268 Specken,Guust	0:15,619	268 Specken,Guust	0:15,680
11 271 Glerum,Robin	0:51,916	268 Specken,Guust	0:20,573	225 Talas,Jakub	0:15,621	220 Tubben,Max	0:15,682
12 232 Luyet,Jean	0:51,968	277 Javurek,Dominik	0:20,581	264 Cypers,Thomas	0:15,622	207 Gustavsson,Viktor	0:15,708
13 277 Javurek,Dominik	0:52,000	213 Lundberg,Douglas	0:20,586	232 Luyet,Jean	0:15,624	277 Javurek,Dominik	0:15,725
14 220 Tubben,Max	0:52,004	207 Gustavsson,Viktor	0:20,592	220 Tubben,Max	0:15,633	231 Milell,Noah	0:15,727
15 215 Maticic,André	0:52,009	215 Maticic,André	0:20,612	215 Maticic,André	0:15,638	215 Maticic,André	0:15,727
16 225 Talas,Jakub	0:52,039	232 Luyet,Jean	0:20,612	271 Glerum,Robin	0:15,640	225 Talas,Jakub	0:15,744
17 207 Gustavsson,Viktor	0:52,041	225 Talas,Jakub	0:20,633	207 Gustavsson,Viktor	0:15,649	271 Glerum,Robin	0:15,745
18 264 Cypers,Thomas	0:52,074	264 Cypers,Thomas	0:20,634	213 Lundberg,Douglas	0:15,649	264 Cypers,Thomas	0:15,747
19 213 Lundberg,Douglas	0:52,092	220 Tubben,Max	0:20,667	277 Javurek,Dominik	0:15,660	263 Tabakovic,Ronny	0:15,756
20 263 Tabakovic,Ronny	0:52,205	227 Horn,Moritz	0:20,681	263 Tabakovic,Ronny	0:15,684	213 Lundberg,Douglas	0:15,782
21 227 Horn,Moritz	0:52,311	263 Tabakovic,Ronny	0:20,714	267 Liveris,Dionisis	0:15,695	227 Horn,Moritz	0:15,795
22 252 Kallasmaa,Kaspar	0:52,365	269 Tandon,Keawn	0:20,781	227 Horn,Moritz	0:15,699	252 Kallasmaa,Kaspar	0:15,796
23 267 Liveris,Dionisis	0:52,393	252 Kallasmaa,Kaspar	0:20,785	252 Kallasmaa,Kaspar	0:15,768	269 Tandon,Keawn	0:15,823
24 269 Tandon,Keawn	0:52,520	267 Liveris,Dionisis	0:20,804	269 Tandon,Keawn	0:15,778	267 Liveris,Dionisis	0:15,826
25 217 Karlshøj,Lasse	0:52,520	224 Almeida,Rodrigo	0:20,832	218 Johansson,Andreas	0:15,789	218 Johansson,Andreas	0:15,857
26 218 Johansson,Andreas	0:52,595	217 Karlshøj,Lasse	0:20,853	217 Karlshøj,Lasse	0:15,795	217 Karlshøj,Lasse	0:15,872
27 224 Almeida,Rodrigo	0:52,777	218 Johansson,Andreas	0:20,890	224 Almeida,Rodrigo	0:15,911	224 Almeida,Rodrigo	0:15,970
28 212 Ratl,Cyrl		212 Ratl,Cyrl	0:24,052	212 Ratl,Cyrl	0:24,820	212 Ratl,Cyrl	

R 9 DSKM (KZ2) Heat 2 A <> C

Die schnellsten Zeiten

Ort	Nr. Fahrername	Zeit	Streckenl.	Ø Speed
Ziel	273 Van Leeuwen, Martijn	0:51,555	1360 m	95,0 km/h
Sektion 1	202 Pex, Jorrit	0:20,424	548 m	96,6 km/h
Sektion 2	273 Van Leeuwen, Martijn	0:15,482	366 m	85,1 km/h
Sektion 3	201 Federer, Fabian	0:15,470	446 m	103,8 km/h

	Snr.202 Pex, Jorrit NLD SP Motorsport		Snr.201 Federer, Fabian ITA SRP Racing Team		Snr.273 Van Leeuwen, Martijn NLD KR Motorsport srl		Snr.234 Longhi, Riccardo ITA BIREL ART RACING KSW		Snr.272 Dreezen, Rick BEL KR Motorsport srl			
	theoretisch mögliche Bestzeit	Sektion 2	Sektion 3	theoretisch mögliche Bestzeit	Sektion 2	Sektion 3	theoretisch mögliche Bestzeit	Sektion 2	Sektion 3	theoretisch mögliche Bestzeit	Sektion 2	Sektion 3
best	0:51,583	0:20,424	0:15,520	0:15,631	0:51,580	0:20,430	0:15,504	0:15,470	0:51,555	0:20,441	0:15,482	0:15,576
Runde 1	0:55,705	0:23,760	0:16,253	0:16,192	0:53,732	3:20,431	0:16,304	2:43,003	0:55,805	0:23,121	0:16,367	0:16,317
Runde 2	0:53,835	0:21,388	0:16,394	0:16,053	0:53,080	0:21,260	0:16,250	0:15,570	0:54,434	0:21,267	0:16,835	0:16,332
Runde 3	0:53,029	0:21,028	0:16,059	0:15,942	0:53,160	0:21,020	0:15,990	0:16,150	0:53,384	0:21,092	0:15,964	0:16,328
Runde 4	0:52,956	0:21,131	0:15,884	0:15,941	0:52,479	0:21,115	0:15,854	0:15,510	0:52,618	0:20,923	0:15,819	0:15,876
Runde 5	0:52,156	0:20,647	0:15,754	0:15,755	0:52,114	0:20,880	0:15,764	0:15,470	0:52,492	0:20,870	0:15,849	0:15,773
Runde 6	0:52,083	0:20,623	0:15,693	0:15,767	0:51,800	0:20,665	0:15,661	0:15,474	0:52,036	0:20,672	0:15,655	0:15,709
Runde 7	0:51,829	0:20,524	0:15,633	0:15,672	0:51,691	0:20,548	0:15,569	0:15,574	0:52,161	0:20,588	0:15,898	0:15,675
Runde 8	0:51,774	0:20,476	0:15,584	0:15,664	0:51,586	0:20,508	0:15,564	0:15,514	0:51,597	0:20,483	0:15,531	0:15,583
Runde 9	0:51,651	0:20,424	0:15,564	0:15,663	0:51,580	0:20,446	0:15,504	0:15,630	0:51,562	0:20,457	0:15,482	0:15,623
Runde 10	0:51,583	0:20,432	0:15,520	0:15,631	0:51,621	0:20,433	0:15,534	0:15,654	0:51,602	0:20,465	0:15,561	0:15,576
Runde 11	0:51,707	0:20,452	0:15,601	0:15,654	0:20,430	0:20,430	0:15,534	0:15,654	0:51,555	0:20,441	0:15,517	0:15,597

DEUTSCHE KART-MEISTERSCHAFT

Round 4: 02 - 04 / 08 / 2019

KARTING GENK (BEL)




DMSB RegNr 166/19

R 9 DSKM (KZ2) Heat 2 A <> C

Die schnellsten Zeiten

Ort	Nr. Fahrername	Zeit	Streckenl.	Ø Speed
Ziel	273 Van Leeuwen,Marlijn	0:51,555	1360 m	95,0 km/h
Sektion 1	202 Pex,Jorrit	0:20,424	548 m	96,6 km/h
Sektion 2	273 Van Leeuwen,Marlijn	0:15,482	366 m	85,1 km/h
Sektion 3	201 Federer,Fabian	0:15,470	446 m	103,8 km/h


	Snr.204 Schmitz,Alexander DEU Renda Motorsport		Snr.270 Skåras,Emil SWE ENERGY CORSE S.R.L.		Snr.231 Millel,Noah SWE JP RACING		Snr.222 Paul,Maximilian DEU DR SRL		Snr.215 Matisic,André DEU Solgat Motorsport	
	theoretisch mögliche Bestzeit	Ziel	theoretisch mögliche Bestzeit	Ziel	theoretisch mögliche Bestzeit	Ziel	theoretisch mögliche Bestzeit	Ziel	theoretisch mögliche Bestzeit	Ziel
best	0:51,653	0:20,518	0:15,490	0:15,645	0:15,490	0:15,645	0:15,490	0:15,645	0:15,490	0:15,645
Runde 1	0:56,430	0:23,465	0:16,725	0:16,240	0:16,725	0:16,240	0:16,725	0:16,240	0:16,725	0:16,240
Runde 2	0:54,060	0:21,346	0:16,103	0:16,611	0:16,103	0:16,611	0:16,103	0:16,611	0:16,103	0:16,611
Runde 3	0:53,480	0:21,241	0:16,271	0:15,968	0:16,271	0:15,968	0:16,271	0:15,968	0:16,271	0:15,968
Runde 4	0:52,598	0:20,923	0:15,813	0:15,862	0:15,813	0:15,862	0:15,813	0:15,862	0:15,813	0:15,862
Runde 5	0:52,234	0:20,733	0:15,666	0:15,835	0:15,666	0:15,835	0:15,666	0:15,835	0:15,666	0:15,835
Runde 6	0:52,346	0:20,824	0:15,737	0:15,785	0:15,737	0:15,785	0:15,737	0:15,785	0:15,737	0:15,785
Runde 7	0:52,224	0:20,781	0:15,690	0:15,753	0:15,690	0:15,753	0:15,690	0:15,753	0:15,690	0:15,753
Runde 8	0:52,124	0:20,760	0:15,628	0:15,736	0:15,628	0:15,736	0:15,628	0:15,736	0:15,628	0:15,736
Runde 9	0:52,144	0:20,626	0:15,675	0:15,843	0:15,675	0:15,843	0:15,675	0:15,843	0:15,675	0:15,843
Runde 10	0:51,981	0:20,627	0:15,690	0:15,664	0:15,690	0:15,664	0:15,690	0:15,664	0:15,690	0:15,664
Runde 11	0:51,653	0:20,518	0:15,490	0:15,645	0:15,490	0:15,645	0:15,490	0:15,645	0:15,490	0:15,645

DEUTSCHE KART-MEISTERSCHAFT

Round 4: 02 - 04 / 08 / 2019

KARTING GENK (BEL)






DMSB RegNr 166/19

R 9 DSKM (KZ2) Heat 2 A <> C

Die schnellsten Zeiten

Ort	Nr. Fahrername	Zeit	Streckenl.	Ø Speed
Ziel	273 Van Leeuwen, Martijn	0:51,555	1360 m	95,0 km/h
Sektion 1	202 Pex, Jorrit	0:20,424	548 m	96,6 km/h
Sektion 2	273 Van Leeuwen, Martijn	0:15,482	366 m	85,1 km/h
Sektion 3	201 Federer, Fabian	0:15,470	446 m	103,8 km/h


	Smr.207 Gustavsson, Viktor SWE JP RACING			Smr.225 Tatas, Jakub CZE JOKA RACING			Smr.232 Luyet, Jeon CHE CRG Holland			Smr.268 Specken, Guust NLD Guust Specken			Smr.220 Tubben, Max NLD CRG Holland							
	theoretisch mögliche Bestzeit	Ziel	Sektion 3	theoretisch mögliche Bestzeit	Ziel	Sektion 3	theoretisch mögliche Bestzeit	Ziel	Sektion 3	theoretisch mögliche Bestzeit	Ziel	Sektion 3	theoretisch mögliche Bestzeit	Ziel	Sektion 3					
best	0:52,041	0:20,592	0:15,649	0:15,708	0:52,039	0:20,633	0:15,621	0:15,744	0:51,968	0:20,612	0:15,624	0:15,664	0:51,898	0:20,573	0:15,619	0:15,680	0:52,004	0:20,667	0:15,633	0:15,682
Runde 1	0:56,894	0:23,775	0:16,701	0:16,418	0:57,997	0:24,140	0:17,122	0:16,735	0:57,235	0:23,665	0:16,766	0:16,804	0:57,640	0:24,047	0:17,051	0:16,542	0:57,318	0:23,925	0:17,030	0:16,363
Runde 2	0:53,478	0:21,271	0:16,063	0:16,144	0:54,166	0:21,460	0:16,211	0:16,495	0:54,831	0:21,722	0:16,364	0:16,745	0:54,437	0:21,401	0:16,330	0:16,706	0:54,850	0:21,647	0:16,345	0:16,858
Runde 3	0:54,685	0:21,568	0:16,719	0:16,398	0:53,457	0:21,385	0:15,964	0:16,108	0:53,512	0:21,173	0:16,048	0:16,291	0:53,360	0:21,283	0:16,023	0:16,054	0:53,201	0:21,135	0:15,999	0:16,067
Runde 4	0:53,713	0:21,007	0:16,201	0:16,505	0:53,364	0:21,213	0:16,040	0:16,111	0:53,211	0:20,970	0:15,890	0:16,351	0:54,130	0:21,327	0:16,709	0:16,094	0:53,459	0:21,267	0:15,829	0:16,363
Runde 5	0:53,054	0:21,458	0:15,792	0:15,804	0:52,878	0:21,146	0:15,860	0:15,872	0:53,850	0:21,989	0:16,004	0:15,857	0:53,185	0:21,218	0:16,079	0:15,888	0:54,127	0:21,927	0:16,104	0:16,096
Runde 6	0:52,313	0:20,720	0:15,753	0:15,840	0:52,520	0:20,859	0:15,812	0:15,849	0:52,338	0:20,761	0:15,819	0:15,758	0:52,246	0:20,737	0:15,704	0:15,805	0:52,657	0:20,959	0:15,827	0:15,871
Runde 7	0:52,190	0:20,757	0:15,708	0:15,725	0:52,291	0:20,734	0:15,731	0:15,826	0:52,540	0:20,692	0:15,741	0:16,107	0:52,187	0:20,655	0:15,645	0:15,887	0:52,188	0:20,730	0:15,664	0:15,794
Runde 8	0:52,093	0:20,682	0:15,661	0:15,750	0:52,238	0:20,744	0:15,669	0:15,825	0:52,105	0:20,811	0:15,630	0:15,664	0:52,409	0:21,046	0:15,664	0:15,699	0:52,177	0:20,771	0:15,658	0:15,748
Runde 9	0:52,050	0:20,665	0:15,675	0:15,710	0:52,039	0:20,633	0:15,662	0:15,744	0:51,968	0:20,641	0:15,624	0:15,703	0:51,898	0:20,573	0:15,645	0:15,680	0:52,112	0:20,676	0:15,653	0:15,783
Runde 10	0:52,069	0:20,643	0:15,718	0:15,708	0:52,112	0:20,651	0:15,646	0:15,815	0:52,005	0:20,612	0:15,654	0:15,739	0:51,952	0:20,615	0:15,619	0:15,718	0:52,053	0:20,667	0:15,633	0:15,753
Runde 11	0:52,041	0:20,592	0:15,649	0:15,800	0:52,071	0:20,663	0:15,621	0:15,787	0:52,105	0:20,675	0:15,659	0:15,771	0:52,155	0:20,777	0:15,630	0:15,748	0:52,004	0:20,673	0:15,649	0:15,682

DEUTSCHE KART-MEISTERSCHAFT

Round 4: 02 - 04 / 08 / 2019

KARTING GENK (BEL)







DMSB RegNr 166/19

R 9 DSKM (KZ2) Heat 2 A <> C

Die schnellsten Zeiten

Ort	Nr. Fahrername	Zeit	Streckenl.	Ø Speed
Ziel	273 Van Leeuwen,Marlijn	0:51,555	1360 m	95,0 km/h
Sektion 1	202 Pex,Jorrit	0:20,424	548 m	96,6 km/h
Sektion 2	273 Van Leeuwen,Marlijn	0:15,482	366 m	85,1 km/h
Sektion 3	201 Federer,Fabian	0:15,470	446 m	103,8 km/h

	Smr.264 Cypers,Thomas BEL		Smr.277 Javrek,Dominik CZE		Smr.263 Tabakovic,Ronny DEU		Smr.271 Glerum,Robin MLD		Smr.227 Horn,Moritz DEU											
	theoretisch mögliche Bestzeit	Ziel	theoretisch mögliche Bestzeit	Ziel	theoretisch mögliche Bestzeit	Ziel	theoretisch mögliche Bestzeit	Ziel	theoretisch mögliche Bestzeit	Ziel										
best	0:52,074	0:20,634	0:15,622	0:15,747	0:52,000	0:20,581	0:15,660	0:15,725	0:52,205	0:20,714	0:15,684	0:15,756	0:51,916	0:20,531	0:15,640	0:15,745	0:52,311	0:20,681	0:15,699	0:15,795
Runde 1	0:58,258	0:24,561	0:17,027	0:16,670	0:58,555	0:24,242	0:17,334	0:16,979	0:59,293	0:24,414	0:17,493	0:17,386	0:58,979	0:24,694	0:17,354	0:16,931	0:58,225	0:24,238	0:17,159	0:16,828
Runde 2	0:54,148	0:21,587	0:16,229	0:16,332	0:54,547	0:21,992	0:16,288	0:16,267	0:54,215	0:21,651	0:16,252	0:16,312	0:54,619	0:21,631	0:16,512	0:16,476	0:54,448	0:21,668	0:16,255	0:16,525
Runde 3	0:53,521	0:21,490	0:16,035	0:15,996	0:53,365	0:21,305	0:15,976	0:16,084	0:53,719	0:21,387	0:16,133	0:16,199	0:53,895	0:21,757	0:16,067	0:16,071	0:53,827	0:21,523	0:16,123	0:16,181
Runde 4	0:53,793	0:21,171	0:16,329	0:16,293	0:53,355	0:21,095	0:16,164	0:16,096	0:53,408	0:21,113	0:16,144	0:16,151	0:52,982	0:21,100	0:15,914	0:15,968	0:53,194	0:21,025	0:16,072	0:16,097
Runde 5	0:53,642	0:21,368	0:16,122	0:16,152	0:53,523	0:21,194	0:16,087	0:16,242	0:53,852	0:21,564	0:16,111	0:16,177	0:52,984	0:20,982	0:15,874	0:16,128	0:53,580	0:21,287	0:16,160	0:16,133
Runde 6	0:52,401	0:20,789	0:15,775	0:15,837	0:52,640	0:20,972	0:15,824	0:15,844	0:52,757	0:20,954	0:15,920	0:15,883	0:52,762	0:20,992	0:15,948	0:15,822	0:52,790	0:21,040	0:15,862	0:15,888
Runde 7	0:52,244	0:20,730	0:15,722	0:15,792	0:52,173	0:20,728	0:15,660	0:15,785	0:52,308	0:20,801	0:15,696	0:15,811	0:52,298	0:20,880	0:15,678	0:15,790	0:52,422	0:20,826	0:15,743	0:15,853
Runde 8	0:52,214	0:20,766	0:15,627	0:15,821	0:52,150	0:20,709	0:15,672	0:15,769	0:52,205	0:20,758	0:15,691	0:15,756	0:52,214	0:20,604	0:15,738	0:15,872	0:52,594	0:20,695	0:15,758	0:16,141
Runde 9	0:52,189	0:20,689	0:15,685	0:15,815	0:52,000	0:20,581	0:15,694	0:15,725	0:52,218	0:20,748	0:15,684	0:15,786	0:51,916	0:20,531	0:15,640	0:15,745	0:52,311	0:20,762	0:15,699	0:15,850
Runde 10	0:52,666	0:21,264	0:15,655	0:15,747	0:53,085	0:21,634	0:15,707	0:15,744	0:52,783	0:21,120	0:15,844	0:15,819	0:52,685	0:21,033	0:15,843	0:15,809	0:52,452	0:20,768	0:15,889	0:15,795
Runde 11	0:52,074	0:20,634	0:15,622	0:15,818	0:52,240	0:20,711	0:15,701	0:15,828	0:52,360	0:20,714	0:15,753	0:15,893	0:52,328	0:20,758	0:15,780	0:15,790	0:52,398	0:20,681	0:15,762	0:15,955

DEUTSCHE KART-MEISTERSCHAFT

Round 4: 02 - 04 / 08 / 2019

KARTING GENK (BEL)

DMSB





DMSB RegNr 166/19

R 9 DSKM (KZ2) Heat 2 A <> C

Die schnellsten Zeiten

Ort	Nr. Fahrername	Zeit	Streckenl.	Ø Speed
Ziel	273 Van Leeuwen,Marlijn	0:51,555	1360 m	95,0 km/h
Sektion 1	202 Pex,Jorrit	0:20,424	548 m	96,6 km/h
Sektion 2	273 Van Leeuwen,Marlijn	0:15,482	366 m	85,1 km/h
Sektion 3	201 Federer,Fabian	0:15,470	446 m	103,8 km/h

	Smr.252 Kallasmaa,Kaspar EST Kaspar Kallasmaa theoretisch mögliche Bestzeit 0:52,349	Smr.269 Tandon,Keawn USA DR SRL theoretisch mögliche Bestzeit 0:52,382	Smr.267 Liveris,Dionisis GRC DAEMS RACING TEAM theoretisch mögliche Bestzeit 0:52,325	Smr.217 Karshøj,Lasse DNK LE Racing Eddie Le Fevre theoretisch mögliche Bestzeit 0:52,520	Smr.218 Johansson,Andreas SWE CRG Holland theoretisch mögliche Bestzeit 0:52,536
best	Ziel Sektion 1 Sektion 2 Sektion 3	Ziel Sektion 1 Sektion 2 Sektion 3	Ziel Sektion 1 Sektion 2 Sektion 3	Ziel Sektion 1 Sektion 2 Sektion 3	Ziel Sektion 1 Sektion 2 Sektion 3
Runde 1	0:58,459 0:24,322 0:17,478 0:16,659	0:58,652 0:24,261 0:17,436 0:16,955	0:59,324 0:24,625 0:17,866 0:16,833	0:58,197 0:23,868 0:17,494 0:16,835	0:58,764 0:24,026 0:17,819 0:16,919
Runde 2	0:54,850 0:21,941 0:16,467 0:16,442	0:54,601 0:21,544 0:16,577 0:16,480	0:54,452 0:21,684 0:16,481 0:16,287	0:55,089 0:21,965 0:16,451 0:16,673	0:54,493 0:21,617 0:16,557 0:16,319
Runde 3	0:53,667 0:21,473 0:16,087 0:16,107	0:53,930 0:21,575 0:16,110 0:16,245	0:53,898 0:21,630 0:16,081 0:16,187	0:53,936 0:21,626 0:16,107 0:16,203	0:54,380 0:22,046 0:16,164 0:16,170
Runde 4	0:53,363 0:21,133 0:16,147 0:16,083	0:53,558 0:21,323 0:15,971 0:16,264	0:53,180 0:21,123 0:15,990 0:16,067	0:53,351 0:21,021 0:16,118 0:16,212	0:53,283 0:21,121 0:16,079 0:16,083
Runde 5	0:53,072 0:21,008 0:16,017 0:16,047	0:52,876 0:20,891 0:15,982 0:16,003	0:52,995 0:21,137 0:15,878 0:15,980	0:53,120 0:21,097 0:15,990 0:16,033	0:53,033 0:21,093 0:15,949 0:15,991
Runde 6	0:52,840 0:21,013 0:15,970 0:15,857	0:53,082 0:21,185 0:15,888 0:16,009	0:53,374 0:21,161 0:15,979 0:16,234	0:53,095 0:21,134 0:15,935 0:16,026	0:52,923 0:21,056 0:15,852 0:16,015
Runde 7	0:52,856 0:21,151 0:15,826 0:15,879	0:52,955 0:21,327 0:15,778 0:15,850	0:52,997 0:21,147 0:15,846 0:16,004	0:52,808 0:21,095 0:15,800 0:15,913	0:53,250 0:21,029 0:15,910 0:16,311
Runde 8	0:53,120 0:20,892 0:16,290 0:15,938	0:52,520 0:20,825 0:15,842 0:15,853	0:52,636 0:20,903 0:15,845 0:15,888	0:53,534 0:21,003 0:16,400 0:16,131	0:52,826 0:20,969 0:15,954 0:15,903
Runde 9	0:52,660 0:20,897 0:15,918 0:15,845	0:52,561 0:20,781 0:15,957 0:15,823	0:52,393 0:20,872 0:15,695 0:15,826	0:53,083 0:21,379 0:15,800 0:15,904	0:53,043 0:21,235 0:15,899 0:15,909
Runde 10	0:52,676 0:20,846 0:15,768 0:16,062	0:52,652 0:20,887 0:15,866 0:15,899	0:52,413 0:20,804 0:15,752 0:15,857	0:52,520 0:20,853 0:15,795 0:15,872	0:52,595 0:20,949 0:15,789 0:15,857
Runde 11	0:52,365 0:20,785 0:15,784 0:15,796	0:52,558 0:20,864 0:15,781 0:15,913	0:52,523 0:20,859 0:15,810 0:15,854	0:52,619 0:20,891 0:15,819 0:15,909	0:52,605 0:20,890 0:15,815 0:15,900

DEUTSCHE KART-MEISTERSCHAFT

Round 4: 02 - 04 / 08 / 2019

KARTING GENK (BEL)

DMSB RegNr 166/19

R 9 DSKM (KZ2) Heat 2 A <> C

Die schnellsten Zeiten

Ort	Nr. Fahrername	Zeit	Streckenl.	Ø Speed
Ziel	273 Van Leeuwen, Martijn	0:51,555	1360 m	95,0 km/h
Sektion 1	202 Pex, Jorrit	0:20,424	548 m	96,6 km/h
Sektion 2	273 Van Leeuwen, Martijn	0:15,482	366 m	85,1 km/h
Sektion 3	201 Federer, Fabian	0:15,470	446 m	103,8 km/h

	Smr.224 Almeida,Rodrigo MOZ DR SRL	Smr.213 Lundberg,Douglas SWE Bamberger Karttracing	Smr.212 Rati,Cyril CHE Kart-Club Oertikon	
	theoretisch mögliche Bestzeit 0:52,713	theoretisch mögliche Bestzeit 0:52,017	theoretisch mögliche Bestzeit 0:48,872	
best	Ziel Sektion 1 Sektion 2 Sektion 3 0:52,777 0:20,832 0:15,911 0:15,970	Ziel Sektion 1 Sektion 2 Sektion 3 0:52,092 0:20,586 0:15,649 0:15,782	Ziel Sektion 1 Sektion 2 Sektion 3 0:24,052 0:24,820	Ziel Sektion 1 Sektion 2 Sektion 3
Runde 1	0:58,128 0:23,335 0:17,874 0:16,919	0:55,550 0:22,956 0:16,359 0:16,235	0:24,052 0:24,820	
Runde 2	0:54,550 0:21,678 0:16,432 0:16,440	0:54,598 0:21,230 0:16,450 0:16,918		
Runde 3	0:54,111 0:21,745 0:16,152 0:16,214	0:53,065 0:21,104 0:15,970 0:15,991		
Runde 4	0:53,312 0:21,096 0:16,118 0:16,098	0:52,581 0:20,857 0:15,845 0:15,879		
Runde 5	0:53,027 0:21,048 0:15,915 0:16,064	0:52,713 0:20,792 0:15,787 0:16,134		
Runde 6	0:53,070 0:20,987 0:15,972 0:16,111	0:52,319 0:20,821 0:15,716 0:15,782		
Runde 7	0:53,148 0:21,089 0:15,985 0:16,124	0:52,299 0:20,712 0:15,757 0:15,830		
Runde 8	0:53,073 0:20,951 0:15,970 0:16,152	0:52,092 0:20,623 0:15,686 0:15,783		
Runde 9	0:52,777 0:20,874 0:15,911 0:15,992	0:20,586 0:15,649		
Runde 10	0:52,922 0:21,027 0:15,925 0:15,970			
Runde 11	0:53,066 0:20,832 0:16,061 0:16,173			

R 4 DSKM (KZ2) Heat 1 B <> C

Strecke / track: 1360m

started: 28 classified: 28 not classified: 0

fastest Lap Martijn VAN LEEUWEN at: 0:51,520

Pos	Str. Nr.	Fahrer Driver	Nation	Bewerber / Sponsor	Nation	Lizenz R-Lizenz	Chassis / Motor / Reifen	Points	Penalty	Runden Laps	Gesamtzeit Differenz	Abstand Gap	beste Runde best Lap	in R. in L.	o Geschw. o Speed
1	203	PEX, Stan	NLD	SP Motorsport	NLD	31772 47253	Kart Republic / TM / Vega	0		11	9:41,608		0:51,568	10	92,6 km/h 94,9 km/h
2	273	VAN LEEUWEN, Martijn	NLD	KR Motorsport srl	ITA	30816 436754	Kart Republic / Iame / Vega	2		11	9:42,024 0:00,416	0:00,416	0:51,520	10	92,5 km/h 95 km/h
3	204	SCHMITZ, Alexander	DEU	Renda Motorsport	ITA	IKA1120614 322880	Tony Kart / Vortex / Vega	3		11	9:42,622 0:01,014	0:00,598	0:51,522	11	92,4 km/h 95 km/h
4	221	IGLESIAS, Jérémy	FRA	RS Schumacher Racing Team	DEU	187987 KBF1067587	IPK Praga / IAME / Vega	4		11	9:44,757 0:03,149	0:02,135	0:51,713	8	92,1 km/h 94,7 km/h
5	216	TORNQVIST PERSSON, Benjamin	SWE	CRG Holland	NLD	199810314592 15521	CRG / TM / Vega	5		11	9:46,992 0:05,384	0:02,235	0:51,762	8	91,7 km/h 94,6 km/h
6	215	MATISIC, André	DEU	Solgart Motorsport	DEU	IKB1083048 KBF1079882	Birel Art / TM / Vega	6		11	9:47,338 0:05,730	0:00,346	0:51,912	8	91,7 km/h 94,3 km/h
7	219	SJÖBERG, Jesper	SWE	CRG Holland	NLD	199910020057 15521	CRG / TM / Vega	7		11	9:47,385 0:05,777	0:00,047	0:51,821	9	91,7 km/h 94,5 km/h
8	210	DENNER, Emilien	FRA	CPB SPORT	FRA	141283E1 232241	SODI / TM / Vega	8	5 sec.	11	9:48,037 0:06,429	0:00,652	0:51,532	11	91,6 km/h 95 km/h
9	209	NOMBLLOT, Jean	FRA	CPB SPORT	FRA	119783 232241	SODI / TM / Vega	9	5 sec.	11	9:48,573 0:06,965	0:00,536	0:51,654	11	91,5 km/h 94,8 km/h
10	207	GUSTAVSSON, Viktor	SWE	JP RACING	SWE	200404260150 105	Exprit / Vortex / Vega	10		11	9:48,881 0:07,273	0:00,308	0:51,921	9	91,5 km/h 94,3 km/h
11	277	JAVUREK, Dominik	CZE	JOKA RACING	CZE	19A50193 19AT01111	Birel Art / TM / Vega	11		11	9:49,611 0:08,003	0:00,730	0:51,891	11	91,3 km/h 94,4 km/h
12	223	DAVIES, Dylan	NLD	DR SRL	ITA	19701 296449	DR / Modena / Vega	12		11	9:49,929 0:08,321	0:00,318	0:52,062	9	91,3 km/h 94 km/h
13	235	MARSEGLIA, Leonardo Giuseppe	ITA	BIREL ART RACING KSW	AUT	336013 BK102	Birel Art / TM / Vega	13	5 sec.	11	9:49,966 0:08,358	0:00,037	0:51,552	10	91,3 km/h 95 km/h
14	264	CYPERS, Thomas	BEL	Thomas Cypers	BEL	909073 909073	CKR / IAME / Vega	14		11	9:50,269 0:08,661	0:00,303	0:51,979	10	91,2 km/h 94,2 km/h
15	263	TABAKOVIC, Ronny	DEU	C.K.R Srl	ITA	IKC1148046 300098	CKR / TM / Vega	15		11	9:50,815 0:09,207	0:00,546	0:51,986	10	91,2 km/h 94,2 km/h
16	229	HOLD, Christoph	AUT	Hold Maranello Racing Team	AUT	JK2017 BK003	Maranello / TM / Vega	16		11	9:51,106 0:09,498	0:00,291	0:51,879	8	91,1 km/h 94,4 km/h
17	259	SJOKVIST, Isak	SWE	ENERGY CORSE S.R.L.	ITA	200108127572 295423	Energy / TM / Vega	17		11	9:52,645 0:11,037	0:01,539	0:51,891	10	90,9 km/h 94,4 km/h
18	208	MROSEK, Michael	DEU	Team AK-Racing	AUT	IKC1131164 BK005	Intrepid / TM / Vega	18		11	9:54,596 0:12,988	0:01,951	0:52,192	11	90,6 km/h 93,8 km/h
19	225	TALAS, Jakub	CZE	JOKA RACING	CZE	19A50135 19AT01111	Birel Art / TM / Vega	19	5 sec.	11	9:55,730 0:14,122	0:01,134	0:51,948	7	90,4 km/h 94,2 km/h
20	236	LANG, Hannah	GBR	MK Racing	GBR	212874 273486	Tony Kart / Vortex / Vega	20		11	9:56,717 0:15,109	0:00,987	0:52,371	11	90,3 km/h 93,5 km/h
21	265	DEVEEN, Jimmy	BEL	Jimmy Deveen	BEL	906087 906087	CKR / TM / Vega	21	5 sec.	11	9:58,393 0:16,785	0:01,676	0:52,140	11	90 km/h 93,9 km/h
22	233	LUYET, Samuel	CHE	CRG Holland	NLD	505064 15521	CRG / TM / Vega	22	5 sec.	11	9:59,142 0:17,534	0:00,749	0:52,142	6	89,9 km/h 93,9 km/h
23	252	KALLASMAA, Kaspar	EST	Kaspar Kallasmaa	EST	K916 E115	Energy / TM / Vega	23	5 sec.	11	10:00,817 0:19,209	0:01,675	0:52,399	11	89,6 km/h 93,4 km/h
24	217	KARLSHØJ, Lasse	DNK	LE Racing Eddie Le Fevre	DNK	40346 39981	Kosmic / Vortex / Vega	24	5 sec.	11	10:04,851 0:23,243	0:04,034	0:52,299	10	89 km/h 93,6 km/h
25	272	DREEZEN, Rick	BEL	KR Motorsport srl	ITA	800757 436754	/ / Vega	25	5 sec.	8	7:14,553 3 R	3 R	0:51,872	8	90,1 km/h 94,4 km/h
26	220	TUBBEN, Max	NLD	CRG Holland	NLD	33495 15521	CRG / TM / Vega	26		1	1:03,167 10 R	7 R	0:57,459	1	77,5 km/h 85,2 km/h
27	218	JOHANSSON, Andreas	SWE	CRG Holland	NLD	199907225875 15521	CRG / TM / Vega	27		1	1:06,567 10 R	0:03,400	0:59,031	1	73,5 km/h 82,9 km/h
28	267	LIVERIS, Dionisis	GRC	DAEMS RACING TEAM	BEL	3725 910430	Tony Kart / Vortex / Vega	28		1	1:06,817 10 R	0:00,250	0:59,507	1	73,3 km/h 82,3 km/h

SiNr. 235,210,272,209 5 sec penalty false start

SiNr. 265,233,252,217,225 5 sec penalty Frontfairing

Rennleitung: Volker Ehekircher Racedirektor: Horst Seidel

Sportkommissare: Nikolas Spaderna / Ulrich Bell / Hans-Willi Baumgarten




Techn. Kommissare: Hans-Jürgen Dangers / M. Grasshoff / C. Schmidt / J. Lawinger / K.L. Rusczyński / H.-W. Schäfer / A. Sengpiel

Zeitnahme: KART-DATA timing service Franz Schieszler


Zeitnahme / timekeeping

control 
Franz Schieszler


freigegeben: 15:09:38


DEUTSCHE KART-MEISTERSCHAFT



Round 4: 02 - 04 / 08 / 2019




KARTING GENK (BEL)



DMSB RegNr 166/19

R 4 DSKM (KZ2) Heat 1 B < > C

Fahrername Driver	Pex Stan	Van Leeuwen Martijn	Schmitz Alexander	Iglesias Jérémy	Persson Benjamin	Maticic André	Sjöberg Jesper	Denner Emilien	Nomblot Jean	Gustavsson Viktor	Javurek Dominik	Davies Dylan
schnellste Runde in Runde	0:51,568 Rn. 10	0:51,520 Rn. 10	0:51,522 Rn. 11	0:51,713 Rn. 8	0:51,762 Rn. 8	0:51,912 Rn. 8	0:51,821 Rn. 9	0:51,532 Rn. 11	0:51,654 Rn. 11	0:51,921 Rn. 9	0:51,891 Rn. 10	0:52,062 Rn. 9
Speed	94,9 km/h	95,0 km/h	95,0 km/h	94,7 km/h	94,6 km/h	94,3 km/h	94,5 km/h	95,0 km/h	94,8 km/h	94,3 km/h	94,4 km/h	94,0 km/h
Lap 1	0:57,522	0:55,803	0:55,824	0:56,528	0:57,605	0:55,960	0:57,540	0:55,623	0:56,920	0:58,376	0:58,512	0:57,223
Lap 2	0:53,579	0:53,502	0:53,382	0:53,309	0:53,670	0:53,286	0:53,951	0:53,421	0:53,623	0:53,787	0:53,912	0:54,127
Lap 3	0:53,529	0:53,206	0:53,231	0:52,799	0:52,914	0:53,137	0:52,876	0:53,454	0:52,802	0:52,850	0:53,161	0:53,096
Lap 4	0:52,628	0:52,653	0:52,573	0:52,285	0:52,552	0:52,706	0:52,273	0:52,586	0:52,456	0:52,391	0:52,339	0:52,570
Lap 5	0:52,128	0:52,974	0:52,667	0:52,974	0:53,201	0:52,975	0:52,752	0:52,337	0:52,488	0:52,529	0:52,290	0:52,379
Lap 6	0:51,989	0:51,934	0:51,859	0:52,521	0:52,361	0:53,347	0:52,515	0:52,107	0:51,756	0:52,669	0:52,606	0:52,703
Lap 7	0:51,701	0:51,663	0:51,842	0:51,815	0:52,007	0:52,527	0:51,947	0:52,419	0:51,787	0:52,722	0:52,733	0:52,726
Lap 8	0:51,759	0:51,589	0:51,688	0:51,713	0:51,762	0:51,912	0:51,944	0:51,754	0:51,777	0:52,255	0:52,284	0:52,182
Lap 9	0:51,638	0:51,661	0:51,816	0:51,851	0:51,862	0:52,089	0:51,821	0:51,663	0:51,791	0:51,921	0:51,919	0:52,062
Lap 10	0:51,568	0:51,520	0:51,563	0:51,797	0:52,208	0:52,581	0:52,278	0:51,709	0:51,721	0:51,952	0:51,891	0:52,103
Lap 11	0:51,583	0:51,573	0:51,522	0:51,877	0:51,805	0:51,933	0:51,840	0:51,532	0:51,654	0:52,101	0:52,086	0:52,501





DEUTSCHE KART-MEISTERSCHAFT



Round 4: 02 - 04 / 08 / 2019



KARTING GENK (BEL)

DMSB RegNr 166/19

R 4 DSKM (KZ2) Heat 1 B < > C

Fahrername Driver	Leonardo Giuseppe	Cypers Thomas	Tatas Jakub	Tabakovic Ronny	Hold Christoph	Sjokvist Isak	Mrosek Michael	Lang Hannah	Deveen Jimmy	Luyet Samuel	Kallasmaa Kaspar	Karlshøj Lasse
schnellste Runde in Runde	0:51,552 Rn. 10	0:51,979 Rn. 10	0:51,948 Rn. 7	0:51,986 Rn. 10	0:51,879 Rn. 8	0:51,891 Rn. 10	0:52,192 Rn. 11	0:52,371 Rn. 11	0:52,140 Rn. 11	0:52,142 Rn. 6	0:52,399 Rn. 11	0:52,299 Rn. 10
Speed	95,0 km/h	94,2 km/h	94,2 km/h	94,2 km/h	94,4 km/h	94,4 km/h	93,8 km/h	93,5 km/h	93,9 km/h	93,9 km/h	93,4 km/h	93,6 km/h
Lap 1	0:58,103	0:58,489	0:59,176	0:58,150	0:59,136	0:59,375	0:59,281	0:59,734	0:58,402	1:00,215	0:59,723	0:59,830
Lap 2	0:54,043	0:53,969	0:53,635	0:54,674	0:54,073	0:53,746	0:54,908	0:55,046	0:53,710	0:55,059	0:54,444	0:58,372
Lap 3	0:52,770	0:52,992	0:53,723	0:53,899	0:52,970	0:53,545	0:53,750	0:53,566	0:53,520	0:53,508	0:54,159	0:53,570
Lap 4	0:52,426	0:52,343	0:52,535	0:52,602	0:52,658	0:52,509	0:52,858	0:52,768	0:52,787	0:52,587	0:52,952	0:52,756
Lap 5	0:52,314	0:52,371	0:52,609	0:52,287	0:52,616	0:53,153	0:52,555	0:52,644	0:52,982	0:52,294	0:52,720	0:52,582
Lap 6	0:51,962	0:52,687	0:52,208	0:52,266	0:52,692	0:52,489	0:52,339	0:52,684	0:53,078	0:52,142	0:52,693	0:52,304
Lap 7	0:51,896	0:52,750	0:51,948	0:52,679	0:52,092	0:52,976	0:52,501	0:52,678	0:53,476	0:52,765	0:52,664	0:53,870
Lap 8	0:51,653	0:52,400	0:52,251	0:52,706	0:51,879	0:52,564	0:52,251	0:52,396	0:52,372	0:52,361	0:52,487	0:52,804
Lap 9	0:51,783	0:52,361	0:52,235	0:52,134	0:52,144	0:52,408	0:52,480	0:52,885	0:52,190	0:53,103	0:52,477	0:52,427
Lap 10	0:51,552	0:51,979	0:52,025	0:51,986	0:51,884	0:51,891	0:52,904	0:52,730	0:52,259	0:52,556	0:52,436	0:52,299
Lap 11	0:51,736	0:52,298	0:52,376	0:52,230	0:52,320	0:51,954	0:52,192	0:52,371	0:52,140	0:52,154	0:52,399	0:52,522





DEUTSCHE KART-MEISTERSCHAFT




Round 4: 02 - 04 / 08 / 2019




KARTING GENK (BEL)

DMSB RegNr 166/19

R 4 DSKM (KZ2) Heat 1 B < > C




Fahrername Driver	Dreezen Rick	Tubben Max	Johansson Andreas	Liveris Dionisis
schnellste Runde in Runde	0:51,872 Rn. 8 94,4 km/h	0:57,459 Rn. 1 85,2 km/h	0:59,031 Rn. 1 82,9 km/h	0:59,507 Rn. 1 82,3 km/h
Speed				
Lap 1	0:57,303	<u>0:57,459</u>	<u>0:59,031</u>	<u>0:59,507</u>
Lap 2	0:54,288			
Lap 3	0:52,900			
Lap 4	0:52,355			
Lap 5	0:52,359			
Lap 6	0:52,076			
Lap 7	0:51,926			
Lap 8	<u>0:51,872</u>			
Lap 9				
Lap 10				
Lap 11				



DMSB RegNr 166/19

R 4 DSKM (KZ2) Heat 1 B < > C


Ziel		Sektion 1		Sektion 2		Sektion 3	
Fahrername	Zeit	Fahrername	Zeit	Fahrername	Zeit	Fahrername	Zeit
1 273 Van Leeuwen,Marlijn	0:51,520	235 Marseglia,Leonardo Gius	0:20,412	204 Schmitz,Alexander	0:15,445	203 Pex,Stan	0:15,553
2 204 Schmitz,Alexander	0:51,522	203 Pex,Stan	0:20,426	273 Van Leeuwen,Marlijn	0:15,450	204 Schmitz,Alexander	0:15,589
3 210 Denner,Emilien	0:51,532	273 Van Leeuwen,Marlijn	0:20,440	210 Denner,Emilien	0:15,479	273 Van Leeuwen,Marlijn	0:15,593
4 235 Marseglia,Leonardo Gius	0:51,552	221 Iglesias,Jérémy	0:20,440	235 Marseglia,Leonardo Gius	0:15,491	210 Denner,Emilien	0:15,596
5 203 Pex,Stan	0:51,568	204 Schmitz,Alexander	0:20,454	203 Pex,Stan	0:15,533	235 Marseglia,Leonardo Gius	0:15,606
6 209 Nomblot,Jean	0:51,654	210 Denner,Emilien	0:20,457	209 Nomblot,Jean	0:15,547	209 Nomblot,Jean	0:15,610
7 221 Iglesias,Jérémy	0:51,713	209 Nomblot,Jean	0:20,494	221 Iglesias,Jérémy	0:15,560	219 Sjoberg,Jesper	0:15,614
8 216 Tornqvist Persson,Benjar	0:51,762	272 Dreezen,Rick	0:20,512	277 Javurek,Dominik	0:15,563	216 Tornqvist Persson,Benjar	0:15,631
9 219 Sjoberg,Jesper	0:51,821	216 Tornqvist Persson,Benjar	0:20,528	216 Tornqvist Persson,Benjar	0:15,565	259 Spokvist,Isak	0:15,655
10 272 Dreezen,Rick	0:51,872	225 Talas,Jakub	0:20,545	215 Matisic,André	0:15,577	272 Dreezen,Rick	0:15,656
11 229 Hold,Christoph	0:51,879	219 Sjoberg,Jesper	0:20,553	207 Gustavsson,Viktor	0:15,586	277 Javurek,Dominik	0:15,672
12 277 Javurek,Dominik	0:51,891	207 Gustavsson,Viktor	0:20,555	229 Hold,Christoph	0:15,586	221 Iglesias,Jérémy	0:15,676
13 259 Spokvist,Isak	0:51,891	229 Hold,Christoph	0:20,586	219 Sjoberg,Jesper	0:15,587	215 Matisic,André	0:15,684
14 215 Matisic,André	0:51,912	215 Matisic,André	0:20,600	259 Spokvist,Isak	0:15,591	264 Cypers,Thomas	0:15,684
15 207 Gustavsson,Viktor	0:51,921	277 Javurek,Dominik	0:20,606	264 Cypers,Thomas	0:15,600	229 Hold,Christoph	0:15,697
16 225 Talas,Jakub	0:51,948	223 Davies,Dylan	0:20,608	225 Talas,Jakub	0:15,608	263 Tabakovic,Ronny	0:15,704
17 264 Cypers,Thomas	0:51,979	264 Cypers,Thomas	0:20,612	263 Tabakovic,Ronny	0:15,627	225 Talas,Jakub	0:15,724
18 263 Tabakovic,Ronny	0:51,986	265 Deveen,Jimmy	0:20,633	272 Dreezen,Rick	0:15,639	223 Davies,Dylan	0:15,732
19 223 Davies,Dylan	0:52,062	233 Luyet,Samuel	0:20,633	223 Davies,Dylan	0:15,652	207 Gustavsson,Viktor	0:15,750
20 265 Deveen,Jimmy	0:52,140	259 Spokvist,Isak	0:20,634	265 Deveen,Jimmy	0:15,662	208 Mrosek,Michael	0:15,754
21 233 Luyet,Samuel	0:52,142	236 Lang,Hannah	0:20,643	233 Luyet,Samuel	0:15,674	233 Luyet,Samuel	0:15,758
22 208 Mrosek,Michael	0:52,192	263 Tabakovic,Ronny	0:20,655	208 Mrosek,Michael	0:15,681	217 Karlshøj,Lasse	0:15,792
23 217 Karlshøj,Lasse	0:52,299	208 Mrosek,Michael	0:20,723	217 Karlshøj,Lasse	0:15,698	265 Deveen,Jimmy	0:15,817
24 236 Lang,Hannah	0:52,371	252 Kallasmaa,Kaspar	0:20,730	252 Kallasmaa,Kaspar	0:15,773	252 Kallasmaa,Kaspar	0:15,823
25 252 Kallasmaa,Kaspar	0:52,399	217 Karlshøj,Lasse	0:20,770	236 Lang,Hannah	0:15,793	236 Lang,Hannah	0:15,835
26 220 Tubben,Max	0:57,459	267 Liveris,Dionisis	0:22,018	220 Tubben,Max	0:16,961	220 Tubben,Max	0:16,634
27 218 Johansson,Andreas	0:59,031	218 Johansson,Andreas	0:22,193	218 Johansson,Andreas	0:17,687	218 Johansson,Andreas	0:17,241
28 267 Liveris,Dionisis	0:59,507	220 Tubben,Max	0:23,864	267 Liveris,Dionisis	0:17,734	267 Liveris,Dionisis	0:17,260

DEUTSCHE KART-MEISTERSCHAFT

Round 4: 02 - 04 / 08 / 2019

KARTING GENK (BEL)





DMSB RegNr 166/19

R 4 DS KM (KZ2) Heat 1 B < > C

Die schnellsten Zeiten

Ort	Nr. Fahrername	Zeit	Streckentl.	Ø Speed
Ziel	273 Van Leeuwen, Martijn	0:51,520	1360 m	95,0 km/h
Sektion 1	235 Marsoglio, Leonardo Giul	0:20,412	548 m	96,6 km/h
Sektion 2	204 Schmitz, Alexander	0:15,445	366 m	85,3 km/h
Sektion 3	203 Pex, Stan	0:15,553	446 m	103,2 km/h


	Snr.203 Pex,Stan NLD SP Motorsport	Snr.273 Van Leeuwen,Martijn NLD KR Motorsport srl	Snr.204 Schmitz,Alexander DEU Renda Motorsport	Snr.221 Iglesias,Jérémy FRA RS Schumacher Racing Team	Snr.216 Torneqvist Persson,Benjamin SWE CRG Holland
	theoretisch mögliche Bestzeit 0:51,512	theoretisch mögliche Bestzeit 0:51,483	theoretisch mögliche Bestzeit 0:51,488	theoretisch mögliche Bestzeit 0:51,676	theoretisch mögliche Bestzeit 0:51,724
best	Ziel Sektion 1 Sektion 2 Sektion 3 0:51,568 0:20,426 0:15,533 0:15,553	Ziel Sektion 1 Sektion 2 Sektion 3 0:51,520 0:20,440 0:15,450 0:15,593	Ziel Sektion 1 Sektion 2 Sektion 3 0:51,522 0:20,454 0:15,445 0:15,589	Ziel Sektion 1 Sektion 2 Sektion 3 0:51,713 0:20,440 0:15,560 0:15,676	Ziel Sektion 1 Sektion 2 Sektion 3 0:51,762 0:20,528 0:15,565 0:15,631
Runde 1	0:57,522 26:33,001 0:16,256 25:51,735	0:55,803 0:23,311 0:16,283 0:16,209	0:55,824 0:23,293 0:16,274 0:16,257	0:56,528 0:23,519 0:16,710 0:16,299	0:57,605 0:23,838 0:17,111 0:16,656
Runde 2	0:53,579 0:21,216 0:16,187 0:16,176	0:53,502 0:21,218 0:16,158 0:16,126	0:53,382 0:21,221 0:16,015 0:16,146	0:53,309 0:21,252 0:16,015 0:16,042	0:53,670 0:21,444 0:16,105 0:16,121
Runde 3	0:53,529 0:21,077 0:16,412 0:16,040	0:53,206 0:21,051 0:16,114 0:16,041	0:53,231 0:21,021 0:16,034 0:16,176	0:52,799 0:20,839 0:15,994 0:15,966	0:52,914 0:21,015 0:15,930 0:15,969
Runde 4	0:52,628 0:20,984 0:15,867 0:15,777	0:52,653 0:20,946 0:15,799 0:15,908	0:52,573 0:20,917 0:15,804 0:15,852	0:52,285 0:20,746 0:15,794 0:15,745	0:52,552 0:20,872 0:15,768 0:15,912
Runde 5	0:52,128 0:20,705 0:15,685 0:15,738	0:52,974 0:21,034 0:16,176 0:15,764	0:52,667 0:20,816 0:16,063 0:15,788	0:52,974 0:20,713 0:15,894 0:16,367	0:53,201 0:20,683 0:16,579 0:15,939
Runde 6	0:51,989 0:20,667 0:15,632 0:15,690	0:51,934 0:20,564 0:15,709 0:15,661	0:51,859 0:20,589 0:15,572 0:15,698	0:52,521 0:20,908 0:15,649 0:15,964	0:52,361 0:20,842 0:15,722 0:15,797
Runde 7	0:51,701 0:20,500 0:15,553 0:15,648	0:51,663 0:20,483 0:15,535 0:15,645	0:51,842 0:20,604 0:15,575 0:15,663	0:51,815 0:20,516 0:15,623 0:15,676	0:52,007 0:20,689 0:15,614 0:15,704
Runde 8	0:51,759 0:20,535 0:15,553 0:15,671	0:51,589 0:20,493 0:15,467 0:15,629	0:51,688 0:20,517 0:15,521 0:15,650	0:51,713 0:20,440 0:15,560 0:15,713	0:51,762 0:20,528 0:15,603 0:15,631
Runde 9	0:51,638 0:20,552 0:15,533 0:15,553	0:51,661 0:20,564 0:15,497 0:15,600	0:51,816 0:20,581 0:15,561 0:15,674	0:51,851 0:20,551 0:15,562 0:15,738	0:51,862 0:20,627 0:15,597 0:15,638
Runde 10	0:51,568 0:20,464 0:15,538 0:15,566	0:51,520 0:20,440 0:15,450 0:15,630	0:51,563 0:20,454 0:15,491 0:15,618	0:51,797 0:20,531 0:15,574 0:15,692	0:52,208 0:20,571 0:15,613 0:16,024
Runde 11	0:51,583 0:20,426 0:15,554 0:15,603	0:51,573 0:20,490 0:15,490 0:15,593	0:51,522 0:20,488 0:15,445 0:15,589	0:51,877 0:20,493 0:15,580 0:15,804	0:51,805 0:20,582 0:15,565 0:15,658

DEUTSCHE KART-MEISTERSCHAFT

Round 4: 02 - 04 / 08 / 2019

KARTING GENK (BEL)







DMSB RegNr 166/19

R 4 DKM (KZ2) Heat 1 B < > C

Die schnellsten Zeiten

Ort	Nr. Fahrername	Zeit	Streckentl.	Ø Speed
Ziel	273 Van Leeuwen,Marlijn	0:51,520	1360 m	95,0 km/h
Sektion 1	235 Marsaglia,Leonardo Giul	0:20,412	548 m	96,6 km/h
Sektion 2	204 Schmitz,Alexander	0:15,445	366 m	85,3 km/h
Sektion 3	203 Pex,Stan	0:15,553	446 m	103,2 km/h


	Smr.215 Matisc,André DEU Solgat Motorsport			Smr.219 Sjöberg,Jesper SWE CRG Holland			Smr.210 Denner,Emilien FRA CPB SPORT			Smr.209 Nombrot,Jeon FRA CPB SPORT			Smr.207 Gustavsson,Viktor SWE JP RACING							
	theoretisch mögliche Bestzeit	Ziel	Sektion 3	theoretisch mögliche Bestzeit	Ziel	Sektion 3	theoretisch mögliche Bestzeit	Ziel	Sektion 3	theoretisch mögliche Bestzeit	Ziel	Sektion 3	theoretisch mögliche Bestzeit	Ziel	Sektion 3					
best	0:51,912	0:20,600	0:15,577	0:15,684	0:51,821	0:20,553	0:15,587	0:15,614	0:51,592	0:20,457	0:15,479	0:15,596	0:51,654	0:20,494	0:15,547	0:15,610	0:51,921	0:20,555	0:15,586	0:15,750
Runde 1	0:55,960	0:23,383	0:16,350	0:16,227	0:57,540	0:23,483	0:17,179	0:16,878	0:55,623	0:23,069	0:16,279	0:16,275	0:56,920	0:23,848	0:16,738	0:16,334	0:58,376	0:24,753	0:17,162	0:16,461
Runde 2	0:53,286	0:21,218	0:16,018	0:16,050	0:53,951	0:21,578	0:16,203	0:16,170	0:53,421	0:21,250	0:16,099	0:16,072	0:53,623	0:21,624	0:16,028	0:15,971	0:53,787	0:21,388	0:16,240	0:16,159
Runde 3	0:53,137	0:21,097	0:16,034	0:16,006	0:52,876	0:20,955	0:15,888	0:16,033	0:53,454	0:21,035	0:16,259	0:16,160	0:52,802	0:20,989	0:15,911	0:15,902	0:52,850	0:21,003	0:15,924	0:15,923
Runde 4	0:52,706	0:21,030	0:15,772	0:15,904	0:52,273	0:20,808	0:15,700	0:15,765	0:52,586	0:20,875	0:15,889	0:15,822	0:52,456	0:20,844	0:15,766	0:15,846	0:52,391	0:20,817	0:15,789	0:15,785
Runde 5	0:52,975	0:20,761	0:15,981	0:16,233	0:52,752	0:20,755	0:16,139	0:15,858	0:52,337	0:20,772	0:15,844	0:15,721	0:52,488	0:20,668	0:15,735	0:16,085	0:52,529	0:20,688	0:16,019	0:15,822
Runde 6	0:53,347	0:20,994	0:15,658	0:16,695	0:52,515	0:21,012	0:15,737	0:15,766	0:52,107	0:20,590	0:15,719	0:15,798	0:51,756	0:20,598	0:15,548	0:15,610	0:52,669	0:21,270	0:15,649	0:15,750
Runde 7	0:52,527	0:21,116	0:15,678	0:15,733	0:51,947	0:20,682	0:15,612	0:15,653	0:52,419	0:21,151	0:15,608	0:15,660	0:51,787	0:20,605	0:15,563	0:15,619	0:52,722	0:20,585	0:15,659	0:16,478
Runde 8	0:51,912	0:20,651	0:15,577	0:15,684	0:51,944	0:20,701	0:15,589	0:15,654	0:51,764	0:20,502	0:15,586	0:15,666	0:51,777	0:20,559	0:15,557	0:15,661	0:52,255	0:20,812	0:15,688	0:15,755
Runde 9	0:52,089	0:20,600	0:15,600	0:15,889	0:51,821	0:20,553	0:15,587	0:15,681	0:51,663	0:20,510	0:15,547	0:15,606	0:51,791	0:20,596	0:15,547	0:15,648	0:51,921	0:20,568	0:15,586	0:15,767
Runde 10	0:52,581	0:20,609	0:15,592	0:16,380	0:52,278	0:20,570	0:15,649	0:16,059	0:51,709	0:20,554	0:15,558	0:15,597	0:51,721	0:20,539	0:15,569	0:15,613	0:51,952	0:20,555	0:15,642	0:15,755
Runde 11	0:51,933	0:20,614	0:15,588	0:15,731	0:51,840	0:20,615	0:15,611	0:15,614	0:51,532	0:20,457	0:15,479	0:15,596	0:51,654	0:20,494	0:15,547	0:15,613	0:52,101	0:20,666	0:15,663	0:15,772

DEUTSCHE KART-MEISTERSCHAFT

Round 4: 02 - 04 / 08 / 2019

KARTING GENK (BEL)







DMSB RegNr 166/19

R 4 DSKM (KZ2) Heat 1 B < > C

Die schnellsten Zeiten

Ort	Nr. Fahrername	Zeit	Streckentl.	Ø Speed
Ziel	273 Van Leeuwen,Marlijn	0:51,520	1360 m	95,0 km/h
Sektion 1	235 Marseglia,Leonardo Giul	0:20,412	548 m	96,6 km/h
Sektion 2	204 Schmitz,Alexander	0:15,445	366 m	85,3 km/h
Sektion 3	203 Pex,Stan	0:15,553	446 m	103,2 km/h

	Smr.277 Javurek,Dominik CZE JOKA RACING			Smr.223 Davies,Dylan NLD DR SRL			Smr.235 Marseglia,Leonardo Giuseppe ITA BIREL ART RACING KSW			Smr.264 Cypers,Thomas BEL Thomas Cypers			Smr.225 Talas,Jakub CZE JOKA RACING			
	theoretisch mögliche Bestzeit	Ziel	Sektion 3	theoretisch mögliche Bestzeit	Ziel	Sektion 3	theoretisch mögliche Bestzeit	Ziel	Sektion 3	theoretisch mögliche Bestzeit	Ziel	Sektion 3	theoretisch mögliche Bestzeit	Ziel	Sektion 3	
best	0:51,891	0:20,606	0:15,563	0:15,672	0:52,062	0:20,608	0:15,652	0:15,732	0:52,062	0:20,608	0:15,652	0:15,732	0:51,948	0:20,545	0:15,608	0:15,724
Runde 1	0:58,512	0:24,438	0:17,465	0:16,609	0:57,223	0:23,789	0:16,964	0:16,470	0:58,103	0:23,825	0:17,321	0:16,957	0:59,176	0:24,504	0:17,828	0:16,844
Runde 2	0:53,912	0:21,549	0:16,170	0:16,193	0:54,127	0:21,473	0:16,190	0:16,464	0:54,043	0:21,633	0:16,311	0:16,099	0:53,635	0:21,334	0:16,215	0:16,086
Runde 3	0:53,161	0:21,326	0:15,907	0:15,928	0:53,096	0:21,120	0:15,975	0:16,001	0:52,770	0:20,945	0:15,910	0:15,915	0:53,723	0:21,403	0:16,091	0:16,229
Runde 4	0:52,339	0:20,768	0:15,763	0:15,808	0:52,570	0:20,851	0:15,790	0:15,929	0:52,426	0:20,807	0:15,796	0:15,823	0:52,535	0:20,905	0:15,733	0:15,897
Runde 5	0:52,290	0:20,718	0:15,769	0:15,803	0:52,379	0:20,713	0:15,828	0:15,838	0:52,314	0:20,688	0:15,813	0:15,813	0:52,609	0:20,905	0:15,862	0:15,842
Runde 6	0:52,606	0:21,017	0:15,852	0:15,737	0:52,703	0:21,175	0:15,731	0:15,797	0:51,962	0:20,586	0:15,639	0:15,737	0:52,208	0:20,687	0:15,729	0:15,792
Runde 7	0:52,733	0:20,658	0:16,301	0:15,774	0:52,726	0:20,612	0:16,254	0:15,860	0:51,896	0:20,720	0:15,544	0:15,632	0:51,948	0:20,545	0:15,665	0:15,738
Runde 8	0:52,284	0:20,676	0:15,722	0:15,886	0:52,182	0:20,689	0:15,732	0:15,761	0:51,653	0:20,520	0:15,527	0:15,606	0:52,251	0:20,834	0:15,638	0:15,779
Runde 9	0:51,919	0:20,684	0:15,563	0:15,672	0:52,062	0:20,608	0:15,679	0:15,775	0:51,783	0:20,503	0:15,602	0:15,678	0:52,235	0:20,835	0:15,676	0:15,724
Runde 10	0:51,891	0:20,606	0:15,594	0:15,691	0:52,103	0:20,668	0:15,652	0:15,783	0:51,552	0:20,439	0:15,491	0:15,622	0:52,025	0:20,641	0:15,608	0:15,776
Runde 11	0:52,086	0:20,814	0:15,579	0:15,693	0:52,501	0:21,112	0:15,657	0:15,732	0:51,736	0:20,412	0:15,494	0:15,830	0:52,376	0:20,602	0:15,628	0:16,146

DEUTSCHE KART-MEISTERSCHAFT

Round 4: 02 - 04 / 08 / 2019

KARTING GENK (BEL)

DMSB




DMSB RegNr 166/19

R 4 DSKM (KZ2) Heat 1 B < > C

Die schnellsten Zeiten

Ort	Nr. Fahrername	Zeit	Streckenl.	Ø Speed
Ziel	273 Van Leeuwen,Marlijn	0:51,520	1360 m	95,0 km/h
Sektion 1	235 Marsiglio,Leonardo Giul	0:20,412	548 m	96,6 km/h
Sektion 2	204 Schmitz,Alexander	0:15,445	366 m	85,3 km/h
Sektion 3	203 Pex,Stan	0:15,553	446 m	103,2 km/h

	Smr.263 Tabakovic,Romy DEU CK.R Srl	Smr.229 Holdt,Christoph AUT Hold Maranello Racing Team	Smr.259 Sjökvist,Isak SWE ENERGY CORSE S.R.L.	Smr.265 Deveen,Jimmy BEL Jimmy Deveen	Smr.233 Luyet,Samuel CHE CRG Holland
best	theoretisch mögliche Bestzeit 0:51,986 Ziel Sektion 1 Sektion 2 Sektion 3 0:51,986 0:20,655 0:15,627 0:15,704	theoretisch mögliche Bestzeit 0:51,869 Ziel Sektion 1 Sektion 2 Sektion 3 0:51,879 0:20,586 0:15,586 0:15,697	theoretisch mögliche Bestzeit 0:51,880 Ziel Sektion 1 Sektion 2 Sektion 3 0:51,891 0:20,634 0:15,591 0:15,655	theoretisch mögliche Bestzeit 0:52,112 Ziel Sektion 1 Sektion 2 Sektion 3 0:52,140 0:20,633 0:15,662 0:15,817	theoretisch mögliche Bestzeit 0:52,065 Ziel Sektion 1 Sektion 2 Sektion 3 0:52,142 0:20,633 0:15,674 0:15,758
Runde 1	0:58,150 0:24,199 0:17,317 0:16,634	0:59,136 0:24,521 0:17,559 0:17,056	0:59,375 0:24,804 0:17,320 0:17,251	0:58,402 0:23,822 0:17,794 0:16,786	1:00,215 0:25,273 0:17,927 0:17,015
Runde 2	0:54,674 0:22,191 0:16,169 0:16,314	0:54,073 0:21,580 0:16,382 0:16,111	0:53,746 0:21,489 0:16,198 0:16,059	0:53,710 0:21,373 0:16,214 0:16,123	0:55,059 0:21,584 0:16,989 0:16,486
Runde 3	0:53,899 0:21,889 0:15,994 0:16,016	0:52,970 0:21,035 0:15,986 0:15,949	0:53,545 0:21,215 0:16,132 0:16,198	0:53,520 0:21,462 0:16,063 0:15,995	0:53,508 0:21,409 0:16,086 0:16,013
Runde 4	0:52,602 0:20,991 0:15,724 0:15,887	0:52,658 0:20,975 0:15,786 0:15,897	0:52,509 0:20,978 0:15,752 0:15,779	0:52,787 0:20,944 0:15,947 0:15,896	0:52,587 0:20,829 0:15,931 0:15,827
Runde 5	0:52,287 0:20,778 0:15,683 0:15,826	0:52,616 0:21,126 0:15,697 0:15,793	0:53,153 0:21,599 0:15,769 0:15,785	0:52,982 0:21,220 0:15,868 0:15,894	0:52,294 0:20,707 0:15,775 0:15,812
Runde 6	0:52,266 0:20,783 0:15,726 0:15,757	0:52,692 0:20,720 0:16,039 0:15,933	0:52,489 0:20,763 0:15,838 0:15,888	0:53,078 0:20,854 0:15,939 0:16,285	0:52,142 0:20,640 0:15,715 0:15,787
Runde 7	0:52,679 0:20,748 0:16,034 0:15,897	0:52,092 0:20,641 0:15,711 0:15,740	0:52,976 0:21,294 0:15,844 0:15,838	0:53,476 0:21,792 0:15,822 0:15,862	0:52,765 0:21,103 0:15,852 0:15,810
Runde 8	0:52,706 0:21,140 0:15,742 0:15,824	0:51,879 0:20,596 0:15,586 0:15,697	0:52,564 0:21,182 0:15,727 0:15,655	0:52,372 0:20,780 0:15,764 0:15,828	0:52,361 0:20,898 0:15,674 0:15,789
Runde 9	0:52,134 0:20,715 0:15,691 0:15,728	0:52,144 0:20,766 0:15,674 0:15,704	0:52,408 0:20,752 0:15,674 0:15,982	0:52,190 0:20,650 0:15,662 0:15,878	0:53,103 0:20,634 0:15,706 0:16,763
Runde 10	0:51,986 0:20,655 0:15,627 0:15,704	0:51,884 0:20,586 0:15,587 0:15,711	0:51,891 0:20,634 0:15,595 0:15,662	0:52,259 0:20,725 0:15,717 0:15,817	0:52,556 0:21,079 0:15,719 0:15,758
Runde 11	0:52,230 0:20,687 0:15,636 0:15,907	0:52,320 0:20,717 0:15,774 0:15,829	0:51,954 0:20,683 0:15,591 0:15,680	0:52,140 0:20,633 0:15,684 0:15,823	0:52,154 0:20,633 0:15,730 0:15,791

DEUTSCHE KART-MEISTERSCHAFT

Round 4: 02 - 04 / 08 / 2019

KARTING GENK (BEL)





DMSB RegNr 166/19

R 4 DSKM (KZ2) Heat 1 B < > C

Die schnellsten Zeiten

Ort	Nr. Fahrername	Zeit	Streckentl.	Ø Speed
Ziel	273 Van Leeuwen,Marlijn	0:51,520	1360 m	95,0 km/h
Sektion 1	235 Marsiglio,Leonardo Giul	0:20,412	548 m	96,6 km/h
Sektion 2	204 Schmitz,Alexander	0:15,445	366 m	85,3 km/h
Sektion 3	203 Pex,Stan	0:15,553	446 m	103,2 km/h


	Smr.208 Mrosek,Michael DEU Team AK-Racing	Smr.252 Kallasmaa,Kaspar EST Kaspar Kallasmaa	Smr.236 Lang,Hannah GBR MK Racing	Smr.217 Karishøj,Lasse DNK LE Racing Eddie Le Fevre	Smr.272 Dreezen,Rick BEL KR Motorsport srl
	theoretisch mögliche Bestzeit 0:52,158	theoretisch mögliche Bestzeit 0:52,326	theoretisch mögliche Bestzeit 0:52,271	theoretisch mögliche Bestzeit 0:52,260	theoretisch mögliche Bestzeit 0:51,807
best	Ziel Sektion 1 Sektion 2 Sektion 3 0:52,192 0:20,723 0:15,681 0:15,754	Ziel Sektion 1 Sektion 2 Sektion 3 0:52,399 0:20,730 0:15,773 0:15,823	Ziel Sektion 1 Sektion 2 Sektion 3 0:52,371 0:20,643 0:15,793 0:15,835	Ziel Sektion 1 Sektion 2 Sektion 3 0:52,299 0:20,770 0:15,698 0:15,792	Ziel Sektion 1 Sektion 2 Sektion 3 0:51,872 0:20,512 0:15,639 0:15,656
Runde 1	0:59,281 0:24,711 0:17,538 0:17,032	0:59,723 0:24,855 0:17,518 0:17,350	0:59,734 0:24,532 0:18,230 0:16,972	0:59,830 0:24,279 0:18,264 0:17,287	0:57,303 0:23,356 0:16,686 0:17,261
Runde 2	0:54,908 0:21,823 0:16,664 0:16,421	0:54,444 0:21,796 0:16,414 0:16,234	0:55,046 0:22,090 0:16,622 0:16,334	0:58,372 0:22,109 0:19,694 0:16,569	0:54,288 0:21,960 0:16,154 0:16,174
Runde 3	0:53,750 0:21,671 0:16,079 0:16,000	0:54,159 0:21,831 0:16,187 0:16,141	0:53,566 0:21,192 0:16,235 0:16,139	0:53,570 0:21,375 0:16,102 0:16,093	0:52,900 0:21,013 0:15,929 0:15,958
Runde 4	0:52,858 0:20,913 0:15,902 0:16,043	0:52,952 0:21,056 0:15,919 0:15,977	0:52,768 0:20,949 0:15,859 0:15,960	0:52,756 0:21,029 0:15,836 0:15,891	0:52,355 0:20,783 0:15,766 0:15,806
Runde 5	0:52,555 0:20,911 0:15,796 0:15,848	0:52,720 0:20,939 0:15,943 0:15,838	0:52,644 0:20,805 0:15,910 0:15,929	0:52,582 0:20,935 0:15,811 0:15,836	0:52,359 0:20,693 0:15,796 0:15,870
Runde 6	0:52,339 0:20,789 0:15,737 0:15,813	0:52,693 0:20,879 0:15,968 0:15,846	0:52,684 0:20,762 0:15,935 0:15,987	0:52,304 0:20,770 0:15,742 0:15,792	0:52,076 0:20,636 0:15,645 0:15,795
Runde 7	0:52,501 0:20,806 0:15,818 0:15,877	0:52,664 0:20,881 0:15,844 0:15,939	0:52,678 0:20,764 0:15,959 0:15,955	0:53,870 0:20,875 0:15,700 0:17,295	0:51,926 0:20,607 0:15,663 0:15,656
Runde 8	0:52,251 0:20,723 0:15,774 0:15,754	0:52,487 0:20,837 0:15,797 0:15,853	0:52,396 0:20,741 0:15,793 0:15,862	0:52,804 0:21,088 0:15,840 0:15,876	0:51,872 0:20,512 0:15,639 0:15,721
Runde 9	0:52,480 0:20,833 0:15,724 0:15,923	0:52,477 0:20,825 0:15,798 0:15,854	0:52,885 0:20,818 0:15,933 0:16,134	0:52,427 0:20,816 0:15,762 0:15,849	
Runde 10	0:52,904 0:21,161 0:15,797 0:15,946	0:52,436 0:20,829 0:15,784 0:15,823	0:52,730 0:20,912 0:15,983 0:15,835	0:52,299 0:20,777 0:15,698 0:15,824	
Runde 11	0:52,192 0:20,727 0:15,681 0:15,784	0:52,399 0:20,730 0:15,773 0:15,896	0:52,371 0:20,643 0:15,835 0:15,893	0:52,522 0:20,850 0:15,803 0:15,869	

DEUTSCHE KART-MEISTERSCHAFT

Round 4: 02 - 04 / 08 / 2019

KARTING GENK (BEL)






DMSB RegNr 166/19

R 4 DSKM (KZ2) Heat 1 B < > C

Die schnellsten Zeiten

Ort	Nr. Fahrername	Zeit	Streckenl.	Ø Speed
Ziel	273 Van Leeuwen,Marlijn	0:51,520	1360 m	95,0 km/h
Sektion 1	235 Marsiglio,Leonardo Giul	0:20,412	548 m	96,6 km/h
Sektion 2	204 Schmitz,Alexander	0:15,445	366 m	85,3 km/h
Sektion 3	203 Pex,Stan	0:15,553	446 m	103,2 km/h

best	Stmr.220 Tubben,Max NLD CRG Holland theoretisch mögliche Bestzeit 0:57,459 Ziel Sektion 1 Sektion 2 Sektion 3 0:57,459 0:23,864 0:16,961 0:16,634	Stmr.218 Johansson,Andreas SWE CRG Holland theoretisch mögliche Bestzeit 0:57,121 Ziel Sektion 1 Sektion 2 Sektion 3 0:59,031 0:22,193 0:17,687 0:17,241	Stmr.267 Liveris,Dionisis GRC DAEMS RACING TEAM theoretisch mögliche Bestzeit 0:57,012 Ziel Sektion 1 Sektion 2 Sektion 3 0:59,507 0:22,018 0:17,734 0:17,260	Ziel Sektion 1 Sektion 2 Sektion 3
	Runde 1 0:57,459 0:23,864 0:16,961 0:16,634	0:59,031 0:24,103 0:17,687 0:17,241	0:59,507 0:24,513 0:17,734 0:17,260	
Runde 2	0:22,193 0:19,672	0:22,018 0:55,259		

DEUTSCHE KART-MEISTERSCHAFT

Round 4: 02 - 04 / 08 / 2019

KARTING GENK (BEL)

DMSB RegNr 166/19

Groups DSKM (KZZ)

Group A

Pos.	Stnr	Fahrer	Nation	Bewerber	Sponsor	Nation
No.	Driver					
1	201	FEDERER, Fabian	ITA	SRP Racing Team		DEU
4	202	PEX, Jorrit	NLD	SP Motorsport		NLD
7	234	LONGHI, Riccardo	ITA	BIREL ART RACING KSW		AUT
10	213	LUNDBERG, Douglas	SWE	Bamberger Karttracing		DEU
13	231	MILLELL, Noah	SWE	JP RACING		SWE
16	222	PAUL, Maximilian	DEU	DR SRL		ITA
19	270	SKARAS, Emil	SWE	ENERGY CORSE S.R.L.		ITA
22	232	LUYET, Jean	CHE	CRG Holland		NLD
25	268	SPECKEN, Guust	NLD	Guust Specken		NLD
28	227	HORN, Moritz	DEU	CPB SPORT		FRA
31	271	GLERUM, Robin	NLD	Dirk Glerum		NLD
34	212	RATL, Cyril	CHE	Kart-Club Oerlikon		CHE
37	269	TANDON, Keawn	USA	DR SRL		ITA
40	224	ALMEIDA, Rodrigo	MOZ	DR SRL		ITA

Group B

Pos.	Stnr	Fahrer	Nation	Bewerber	Sponsor	Nation
No.	Driver					
2	203	PEX, Stan	NLD	SP Motorsport		NLD
5	235	MARSEGUA, Leonardo Giuseppe	ITA	BIREL ART RACING KSW		AUT
8	210	DENNER, Emilien	FRA	CPB SPORT		FRA
11	209	NOMBLAT, Jean	FRA	CPB SPORT		FRA
14	216	TORNQVIST PERSSON, Benjamin	SWE	CRG Holland		NLD
17	221	IGLESIAS, Jérémy	FRA	RS Schumacher Racing Team		DEU
20	233	LUYET, Samuel	CHE	CRG Holland		NLD
23	219	SJÖBERG, Jesper	SWE	CRG Holland		NLD
26	259	SJOKVIST, Isak	SWE	ENERGY CORSE S.R.L.		ITA
29	223	DAVIES, Dylan	NLD	DR SRL		ITA
32	208	MROSEK, Michael	DEU	Team AK-Racing		AUT
35	265	DEVEEN, Jimmy	BEL	Jimmy Deveen		BEL
38	229	HOLD, Christoph	AUT	Hold Maranello Racing Team		AUT
41	236	LANG, Hannah	GBR	MK Racing		GBR

Group C

Pos.	Stnr	Fahrer	Nation	Bewerber	Sponsor	Nation
No.	Driver					
3	273	VAN LEEUWEN, Martijn	NLD	KR Motorsport srl		ITA
6	272	DREEZEN, Rick	BEL	KR Motorsport srl		VLT
9	204	SCHMITZ, Alexander	DEU	Rendo Motorsport		VLT
12	215	MATISIC, André	DEU	Solgat Motorsport		DEU
15	263	TABAKOVIC, Ronny	DEU	C.K.R Srl		ITA
18	207	GUSTAVSSON, Viktor	SWE	JP RACING		SWE
21	264	CYPERS, Thomas	BEL	Thomas Cypers		BEL
24	220	TUBBEN, Max	NLD	CRG Holland		NLD
27	277	JAVUREK, Dominik	CZE	JOKA RACING		CZE
30	225	TALAS, Jakub	CZE	JOKA RACING		CZE
33	217	KARLSHÖJ, Lasse	DNK	LE Racing Eddie Le Fèvre		DNK
36	252	KALLASMAA, Kaspar	EST	Kaspar Kallasmaa		EST
39	267	LIVERIS, Dionisis	GRC	DAEMS RACING TEAM		BEL
42	218	JOHANSSON, Andreas	SWE	CRG Holland		NLD

Renleitung: Volker Ehekircher Racedirektor: Horst Seide
 Sportkommissare: Nikolas Spoderna / Ulrich Bell / Hans-Wilfrid Baumgartel
 Techn. Kommissare: Hans-Jürgen Dangers / M. Grosshoff / C. Schmidt / J. Lawinger / K.L. Ruzczynski / H.-W. Schäfer / A. Sengpic
 Zeitnahme: KART-DATA timing service Franz Schieszl

Ranking Qualifying Practice DSKM (K22)

Strecke / track: 1360m
 started: 42 classified: 42 not classified: 0

Pos	Str. Nr.	Fahrer Driver	Nation	Bewerber / Sponsor	Nation	Lizenz	Chassis / Motor / Reifen	Rn. Laps	schnellste Zeit fastest Lap	Abstand Gap	Lauf Heat	Rn. Lp	Zeit Time
1	201	FEDERER, Fabian	ITA	SRP Racing Team	DEU	353643 KBF1156791	Maranello / TM / Vega	6	0:51,052		1	6	0:51,052
2	203	PEX, Stan	NLD	SP Motorsport	NLD	31772 47253	Kart Republic / TM / Vega	5	0:51,066	0:00,014	2	5	0:51,066
3	273	VAN LEEUWEN, Martijn	NLD	KR Motorsport srl	ITA	30816 436754	Kart Republic / Iame / Vega	5	0:51,124	0:00,058	1	5	0:51,124
4	202	PEX, Jorrit	NLD	SP Motorsport	NLD	27382 47253	Kart Republic / TM / Vega	5	0:51,208	0:00,084	1	5	0:51,208
5	235	MARSEGLIA, Leonardo Giuseppe	ITA	BIREL ART RACING KSW	AUT	336013 BK102	Birel Art / TM / Vega	6	0:51,219	0:00,011	2	6	0:51,219
6	272	DREEZEN, Rick	BEL	KR Motorsport srl	ITA	800757 436754	/ / Vega	5	0:51,220	0:00,001	2	5	0:51,220
7	234	LONGHI, Riccardo	ITA	BIREL ART RACING KSW	AUT	296344 BK102	Birel Art / TM / Vega	5	0:51,264	0:00,044	2	5	0:51,264
8	210	DENNER, Emilien	FRA	CPB SPORT	FRA	141283E1 232241	SODI / TM / Vega	6	0:51,277	0:00,013	1	6	0:51,277
9	204	SCHMITZ, Alexander	DEU	Renda Motorsport	ITA	IKA1120614 322880	Tony Kart / Vortex / Vega	5	0:51,379	0:00,102	2	5	0:51,379
10	213	LUNDBERG, Douglas	SWE	Bamberger Karttracing	DEU	19910917405: KBF1197896	Luxor / TM / Vega	5	0:51,382	0:00,003	2	5	0:51,382
11	209	NOMBLLOT, Jean	FRA	CPB SPORT	FRA	119783 232241	SODI / TM / Vega	6	0:51,386	0:00,004	2	6	0:51,386
12	215	MATISIC, André	DEU	Solgat Motorsport	DEU	IKB1083048 KBF1079882	Birel Art / TM / Vega	6	0:51,485	0:00,099	2	6	0:51,485
13	231	MILELL, Noah	SWE	JP RACING	SWE	20000728671: 105	Exprit / Vortex / Vega	6	0:51,487	0:00,002	1	6	0:51,487
14	216	TORNQVIST PERSSON, Benjamin	SWE	CRG Holland	NLD	19981031459: 15521	CRG / TM / Vega	6	0:51,529	0:00,042	1	6	0:51,529
15	263	TABAKOVIC, Ronny	DEU	C.K.R Srl	ITA	IKCT148044 300098	CKR / TM / Vega	6	0:51,535	0:00,006	2	6	0:51,535
16	222	PAUL, Maximilian	DEU	DR SRL	ITA	IKB1140086 296449	DR / Modena / Vega	5	0:51,543	0:00,008	1	5	0:51,543
17	221	IGLESIAS, Jérémy	FRA	RS Schumacher Racing Team	DEU	187987 KBF1067587	IPK Praga / IAME / Vega	5	0:51,571	0:00,028	1	5	0:51,571
18	207	GUSTAVSSON, Viktor	SWE	JP RACING	SWE	20040426015: 105	Exprit / Vortex / Vega	6	0:51,589	0:00,018	2	6	0:51,589
19	270	SKÄRAS, Emil	SWE	ENERGY CORSE S.R.L.	ITA	19980530219: 295423	Energy / TM / Vega	6	0:51,590	0:00,001	1	6	0:51,590
20	233	LUYET, Samuel	CHE	CRG Holland	NLD	505064 15521	CRG / TM / Vega	6	0:51,647	0:00,057	2	6	0:51,647
21	264	CYPERS, Thomas	BEL	Thomas Cypers	BEL	909073 909073	CKR / IAME / Vega	6	0:51,673	0:00,026	1	6	0:51,673
22	232	LUYET, Jean	CHE	CRG Holland	NLD	505028 15521	CRG / TM / Vega	6	0:51,680	0:00,007	2	6	0:51,680
23	219	SJÖBERG, Jesper	SWE	CRG Holland	NLD	19991002005: 15521	CRG / TM / Vega	6	0:51,685	0:00,005	2	6	0:51,685
24	220	TUBBEN, Max	NLD	CRG Holland	NLD	33495 15521	CRG / TM / Vega	5	0:51,688	0:00,003	1	5	0:51,688
25	268	SPECKEN, Guust	NLD	Guust Specken	NLD	33443 33443	Birel / Vortex / Vega	6	0:51,720	0:00,032	1	6	0:51,720
26	259	SJOKVIST, Isak	SWE	ENERGY CORSE S.R.L.	ITA	20010812757: 295423	Energy / TM / Vega	6	0:51,721	0:00,001	2	6	0:51,721
27	277	JAVUREK, Dominik	CZE	JOKA RACING	CZE	19AS0193 19AT01111	Birel Art / TM / Vega	6	0:51,728	0:00,007	1	6	0:51,728
28	227	HORN, Moritz	DEU	CPB SPORT	FRA	IKB1132818 232241	SODI / TM / Vega	6	0:51,781	0:00,053	2	6	0:51,781
29	223	DAVIES, Dylan	NLD	DR SRL	ITA	19701 296449	DR / Modena / Vega	6	0:51,783	0:00,002	1	6	0:51,783
30	225	TALAS, Jakub	CZE	JOKA RACING	CZE	19AS0135 19AT01111	Birel Art / TM / Vega	6	0:51,784	0:00,001	1	6	0:51,784
31	271	GLERUM, Robin	NLD	Dirk Glerum	NLD	40449 42552	Birel ART / TM / Vega	5	0:51,824	0:00,040	1	5	0:51,824
32	208	MROSEK, Michael	DEU	Team AK-Racing	AUT	IKCT131164 BK005	Intrepid / TM / Vega	6	0:51,832	0:00,008	1	6	0:51,832
33	217	KARLSHØJ, Lasse	DNK	LE Racing Eddie Le Fèvre	DNK	40346 39981	Kosmic / Vortex / Vega	6	0:51,917	0:00,085	2	6	0:51,917
34	212	RATL, Cyril	CHE	Kart-Club Oerlikon	CHE	500277 500006	CRG / TM / Vega	6	0:51,927	0:00,010	2	6	0:51,927
35	265	DEVEEN, Jimmy	BEL	Jimmy Deveen	BEL	906087 906087	CKR / TM / Vega	5	0:51,993	0:00,066	2	5	0:51,993
36	252	KALLASMAA, Kaspar	EST	Kaspar Kallasmaa	EST	K916 E115	Energy / TM / Vega	6	0:52,019	0:00,026	1	6	0:52,019
37	269	TANDON, Keawn	USA	DR SRL	ITA	K1911-SK-19 296449	DR / MODENA / Vega	6	0:52,028	0:00,009	2	6	0:52,028
38	229	HOLD, Christoph	AUT	Hold Maranello Racing Team	AUT	JK2017 BK003	Maranello / TM / Vega	5	0:52,093	0:00,065	2	5	0:52,093
39	267	LIVERIS, Dionisis	GRC	DAEMS RACING TEAM	BEL	3725 910430	Tony Kart / Vortex / Vega	6	0:52,094	0:00,001	1	6	0:52,094
40	224	ALMEIDA, Rodrigo	MOZ	DR SRL	ITA	010 296449	DR / Modena / Vega	5	0:52,284	0:00,190	1	5	0:52,284
41	236	LANG, Hannah	GBR	MK Racing	GBR	212874 273486	Tony Kart / Vortex / Vega	6	0:52,434	0:00,150	2	6	0:52,434
42	218	JOHANSSON, Andreas	SWE	CRG Holland	NLD	19990722587: 15521	CRG / TM / Vega	5	0:52,612	0:00,178	1	5	0:52,612

Rennleitung: Volker Ehekircher Racedirektor: Horst Seidel

Sportkommissare: Nikolas Spaderna / Ulrich Bell / Hans-Willi Baumgarten

Techn. Kommissare: Hans-Jürgen Dangers / M. Grasshoff / C. Schmidt / J. Lawinger / K.L. Ruszczynski / H.-W. Schäfer / A. Sengpiel

Zeitmahme: KART-DATA timing service Franz Schieszler

Qualifying practice DSKM (KZ2) Group 2

Strecke / track: 1360m
 started: 21 classified: 21 not classified: 0

Pos	Str. Nr.	Fahrer / Driver	Nation	Bewerber / Sponsor	Nation	Lizenz R-Lizenz	Chassis / Motor / Reifen	Runden Laps	Differenz	Abstand Gap	beste Runde best Lap	in R. in L.	Geschw. Speed
1	203	PEX, Stan	NLD	SP Motorsport	NLD	31772 47253	Kart Republic / TM / Vega	5			0:51,066	4	95,9 km/h
2	235	MARSEGLIA, Leonardo Gi	ITA	BIREL ART RACING KSW	AUT	336013 BK102	Birel Art / TM / Vega	6	0:00,153	0:00,153	0:51,219	6	95,6 km/h
3	272	DREEZEN, Rick	BEL	KR Motorsport srl	ITA	800757 436754	/ / Vega	5	0:00,154	0:00,001	0:51,220	4	95,6 km/h
4	234	LONGHI, Riccardo	ITA	BIREL ART RACING KSW	AUT	296344 BK102	Birel Art / TM / Vega	5	0:00,198	0:00,044	0:51,264	4	95,5 km/h
5	204	SCHMITZ, Alexander	DEU	Renda Motorsport	ITA	IKA1120614 322880	Tony Kart / Vortex / Vega	5	0:00,313	0:00,115	0:51,379	4	95,3 km/h
6	213	LUNDBERG, Douglas	SWE	Bamberger Karttracing	DEU	199109174053 KBF1197896	Luxor / TM / Vega	5	0:00,316	0:00,003	0:51,382	5	95,3 km/h
7	209	NOMBLLOT, Jean	FRA	CPB SPORT	FRA	119783 232241	SODI / TM / Vega	6	0:00,320	0:00,004	0:51,386	6	95,3 km/h
8	215	MATISIC, André	DEU	Solgat Motorsport	DEU	IKB1083048 KBF1079882	Birel Art / TM / Vega	6	0:00,419	0:00,099	0:51,485	6	95,1 km/h
9	263	TABAKOVIC, Ronny	DEU	C.K.R Srl	ITA	IKC1148046 300098	CKR / TM / Vega	6	0:00,469	0:00,050	0:51,535	6	95,0 km/h
10	207	GUSTAVSSON, Viktor	SWE	JP RACING	SWE	200404260150 105	Exprit / Vortex / Vega	6	0:00,523	0:00,054	0:51,589	5	94,9 km/h
11	233	LUYET, Samuel	CHE	CRG Holland	NLD	505064 15521	CRG / TM / Vega	6	0:00,581	0:00,058	0:51,647	6	94,8 km/h
12	232	LUYET, Jean	CHE	CRG Holland	NLD	505028 15521	CRG / TM / Vega	6	0:00,614	0:00,033	0:51,680	6	94,7 km/h
13	219	SJÖBERG, Jesper	SWE	CRG Holland	NLD	199910020057 15521	CRG / TM / Vega	6	0:00,619	0:00,005	0:51,685	5	94,7 km/h
14	259	SJOKVIST, Isak	SWE	ENERGY CORSE S.R.L.	ITA	200108127572 295423	Energy / TM / Vega	6	0:00,655	0:00,036	0:51,721	4	94,7 km/h
15	227	HORN, Moritz	DEU	CPB SPORT	FRA	IKB1132818 232241	SODI / TM / Vega	6	0:00,715	0:00,060	0:51,781	4	94,6 km/h
16	217	KARLSHØJ, Lasse	DNK	LE Racing Eddie Le Fèvre	DNK	40346 39981	Kosmic / Vortex / Vega	6	0:00,851	0:00,136	0:51,917	4	94,3 km/h
17	212	RATL, Cyril	CHE	Kart-Club Oerlikon	CHE	500277 500006	CRG / TM / Vega	6	0:00,861	0:00,010	0:51,927	4	94,3 km/h
18	265	DEVEEN, Jimmy	BEL	Jimmy Deveen	BEL	906087 906087	CKR / TM / Vega	5	0:00,927	0:00,066	0:51,993	5	94,2 km/h
19	269	TANDON, Keawn	USA	DR SRL	ITA	K1911-SK-19 296449	DR / MODENA / Vega	6	0:00,962	0:00,035	0:52,028	6	94,1 km/h
20	229	HOLD, Christoph	AUT	Hold Maranello Racing Team	AUT	JK2017 BK003	Maranello / TM / Vega	5	0:01,027	0:00,065	0:52,093	4	94,0 km/h
21	236	LANG, Hannah	GBR	MK Racing	GBR	212874 273486	Tony Kart / Vortex / Vega	6	0:01,368	0:00,341	0:52,434	5	93,4 km/h

Rennleitung: Volker Ehekircher Racedirektor: Horst Seidel
 Sportkommissare: Nikolas Spaderna / Ulrich Bell / Hans-Willi Baumgarten
 Techn. Kommissare: Hans-Jürgen Dangers / M. Grasshoff / C. Schmidt / J. Lawinger / K.L. Rusczyński / H.-W. Schäfer / A. Sengpiel
 Zeitnahme: KART-DATA timing service Franz Schieszler

Zeitnahme / timekeeping

control *Schieszler*
 Franz Schieszler

freigegeben: 12:28:41






DEUTSCHE KART-MEISTERSCHAFT

Round 4: 02 - 04 / 08 / 2019

KARTING GENK (BEL)

DMSB

DMSB RegNr 166/19

Qualifying practice DSKM (KZ2) Group 2

Fahrername Driver	Pex Stan	Leonardo Giuseppe	Dreezen Rick	Longhi Riccardo	Schmitz Alexander	Lundberg Douglas	Nomblot Jean	Matisic André	Tabakovic Ronny	Gustavsson Viktor	Luyet Samuel	Luyet Jean
schnellste Runde in Runde	0:51,066 Rn. 4	0:51,219 Rn. 6	0:51,220 Rn. 4	0:51,264 Rn. 4	0:51,379 Rn. 4	0:51,382 Rn. 5	0:51,386 Rn. 6	0:51,485 Rn. 6	0:51,535 Rn. 6	0:51,589 Rn. 5	0:51,647 Rn. 6	0:51,680 Rn. 6
Speed	95,9 km/h	95,6 km/h	95,6 km/h	95,5 km/h	95,3 km/h	95,3 km/h	95,3 km/h	95,1 km/h	95,0 km/h	94,9 km/h	94,8 km/h	94,7 km/h
Lap 1	1:00,783	1:08,961	1:00,686	1:00,877	1:13,145	1:22,105	1:26,101	1:21,617	1:18,119	1:12,284	1:23,500	1:08,135
Lap 2	0:53,976	0:53,134	0:54,574	0:54,575	0:57,019	0:58,499	0:55,025	0:53,922	0:54,109	0:54,760	0:53,576	0:54,093
Lap 3	0:51,810	0:51,624	0:51,519	0:51,455	0:51,691	0:52,128	0:51,664	0:51,861	0:51,943	0:51,914	0:52,020	0:51,945
Lap 4	<u>0:51,066</u>	0:51,259	<u>0:51,220</u>	<u>0:51,264</u>	<u>0:51,379</u>	0:51,556	0:51,434	0:51,606	0:51,805	0:51,654	0:51,903	0:51,740
Lap 5	0:51,093	0:51,302	0:51,351	0:51,330	0:51,477	<u>0:51,382</u>	0:52,572	0:51,527	0:52,299	<u>0:51,589</u>	0:51,728	0:51,724
Lap 6		<u>0:51,219</u>					<u>0:51,386</u>	<u>0:51,485</u>	<u>0:51,535</u>	0:51,600	<u>0:51,647</u>	<u>0:51,680</u>






DEUTSCHE KART-MEISTERSCHAFT

Round 4: 02 - 04 / 08 / 2019


KARTING GENK (BEL)

DMSB

DMSB RegNr 166/19

Qualifying practice DSKM (KZ2) Group 2




Fahrername Driver	Sjöberg Jesper	Sjøkvist Isak	Horn Moritz	Karlsbøj Lasse	Ratl Cyril	Deveen Jimmy	Tandon Keawn	Hold Christoph	Lang Hannah
schnellste Runde in Runde	0:51,685 Rn. 5	0:51,721 Rn. 4	0:51,781 Rn. 4	0:51,917 Rn. 4	0:51,927 Rn. 4	0:51,993 Rn. 5	0:52,028 Rn. 6	0:52,093 Rn. 4	0:52,434 Rn. 5
Speed	94,7 km/h	94,7 km/h	94,6 km/h	94,3 km/h	94,3 km/h	94,2 km/h	94,1 km/h	94,0 km/h	93,4 km/h
Lap 1	1:19,115	1:20,720	1:26,001	1:29,665	1:17,552	1:11,326	1:16,870	1:00,428	1:07,380
Lap 2	0:55,611	0:55,030	0:55,312	0:55,217	0:56,495	0:55,716	0:54,059	0:54,674	0:54,527
Lap 3	0:52,289	0:52,108	0:51,913	0:52,094	0:52,371	0:52,253	0:52,230	0:52,109	0:53,176
Lap 4	0:51,732	0:51,721	0:51,781	0:51,917	0:51,927	0:52,038	0:52,093	0:52,093	0:52,515
Lap 5	0:51,685	0:51,780	0:52,579	0:51,938	0:52,641	0:51,993	0:52,130	0:55,518	0:52,434
Lap 6	0:51,707	0:51,934	0:51,823	0:51,973	0:52,035	0:51,993	0:52,028	0:55,518	0:52,503



DMSB RegNr 166/19

Qualifying practice DSKM (K22) Group 2

Ziel		Sektion 1		Sektion 2		Sektion 3	
Fahrername	Zeit	Fahrername	Zeit	Fahrername	Zeit	Fahrername	Zeit
1 203 Pex,Stan	0:51,066	203 Pex,Stan	0:20,248	203 Pex,Stan	0:15,372	203 Pex,Stan	0:15,412
2 235 Marseglia,Leonardo Gius	0:51,219	272 Dreezen,Rick	0:20,310	235 Marseglia,Leonardo Gius	0:15,385	209 Nomblot,Jean	0:15,487
3 272 Dreezen,Rick	0:51,220	235 Marseglia,Leonardo Gius	0:20,312	234 Longhi,Riccardo	0:15,404	272 Dreezen,Rick	0:15,498
4 234 Longhi,Riccardo	0:51,264	234 Longhi,Riccardo	0:20,322	272 Dreezen,Rick	0:15,412	234 Longhi,Riccardo	0:15,515
5 204 Schmitz,Alexander	0:51,379	209 Nomblot,Jean	0:20,338	213 Lundberg,Douglas	0:15,418	235 Marseglia,Leonardo Gius	0:15,521
6 213 Lundberg,Douglas	0:51,382	263 Tabakovic,Ronny	0:20,383	209 Nomblot,Jean	0:15,434	204 Schmitz,Alexander	0:15,545
7 209 Nomblot,Jean	0:51,386	204 Schmitz,Alexander	0:20,392	204 Schmitz,Alexander	0:15,442	213 Lundberg,Douglas	0:15,562
8 215 Matisic,André	0:51,485	213 Lundberg,Douglas	0:20,402	215 Matisic,André	0:15,465	233 Luyet,Samuel	0:15,566
9 263 Tabakovic,Ronny	0:51,535	207 Gustavsson,Viktor	0:20,406	219 Sjöberg,Jesper	0:15,506	215 Matisic,André	0:15,573
10 207 Gustavsson,Viktor	0:51,589	215 Matisic,André	0:20,417	207 Gustavsson,Viktor	0:15,508	219 Sjöberg,Jesper	0:15,610
11 233 Luyet,Samuel	0:51,647	233 Luyet,Samuel	0:20,432	263 Tabakovic,Ronny	0:15,512	232 Luyet,Jean	0:15,626
12 232 Luyet,Jean	0:51,680	265 Deveen,Jimmy	0:20,470	259 Sjøkvist,Isak	0:15,542	263 Tabakovic,Ronny	0:15,630
13 219 Sjöberg,Jesper	0:51,685	232 Luyet,Jean	0:20,475	232 Luyet,Jean	0:15,549	207 Gustavsson,Viktor	0:15,638
14 259 Sjøkvist,Isak	0:51,721	219 Sjöberg,Jesper	0:20,500	229 Hold,Christoph	0:15,562	259 Sjøkvist,Isak	0:15,644
15 227 Horn,Moritz	0:51,781	227 Horn,Moritz	0:20,522	265 Deveen,Jimmy	0:15,571	227 Horn,Moritz	0:15,658
16 217 Karishøj,Lasse	0:51,917	259 Sjøkvist,Isak	0:20,535	233 Luyet,Samuel	0:15,573	217 Karishøj,Lasse	0:15,681
17 212 Ratl,Cyrl	0:51,927	229 Hold,Christoph	0:20,561	212 Ratl,Cyrl	0:15,578	269 Tandon,Keawn	0:15,721
18 265 Deveen,Jimmy	0:51,993	269 Tandon,Keawn	0:20,580	227 Horn,Moritz	0:15,585	212 Ratl,Cyrl	0:15,753
19 269 Tandon,Keawn	0:52,028	212 Ratl,Cyrl	0:20,587	217 Karishøj,Lasse	0:15,597	229 Hold,Christoph	0:15,779
20 229 Hold,Christoph	0:52,093	217 Karishøj,Lasse	0:20,594	269 Tandon,Keawn	0:15,601	265 Deveen,Jimmy	0:15,780
21 236 Lang,Hannah	0:52,434	236 Lang,Hannah	0:20,668	236 Lang,Hannah	0:15,777	236 Lang,Hannah	0:15,906

DEUTSCHE KART-MEISTERSCHAFT

Round 4: 02 - 04 / 08 / 2019

KARTING GENK (BEL)





DMSB RegNr 166/19

Qualifying practice DSKM (K22) Group 2

Die schnellsten Zeiten

Ort	Nr. Fahrername	Zeit	Streckenl.	Ø Speed
Ziel	203 Pex,Stan	0:51,066	1360 m	95,9 km/h
Sektion 1	203 Pex,Stan	0:20,248	548 m	97,4 km/h
Sektion 2	203 Pex,Stan	0:15,372	366 m	85,7 km/h
Sektion 3	203 Pex,Stan	0:15,412	446 m	104,2 km/h

	Snr.203 Pex,Stan NLD SP Motorsport theoretisch mögliche Bestzeit 0:51,032 Ziel Sektion 1 Sektion 2 Sektion 3 0:51,066 0:20,248 0:15,372 0:15,412 1:00,783 0:26,662 0:17,545 0:16,576 0:53,976 0:21,955 0:16,138 0:15,883 0:51,810 0:20,555 0:15,598 0:15,657 0:51,066 0:20,272 0:15,382 0:15,412 0:51,093 0:20,248 0:15,372 0:15,473 Runde 6	Snr.235 Marseglia,Leonardo Giuseppe ITA BIREL ART RACING KSW theoretisch mögliche Bestzeit 0:51,218 Ziel Sektion 1 Sektion 2 Sektion 3 0:51,219 0:20,312 0:15,385 0:15,521 1:08,961 0:26,858 0:22,481 0:19,622 0:53,134 0:21,509 0:15,852 0:15,773 0:51,624 0:20,456 0:15,636 0:15,532 0:51,259 0:20,312 0:15,418 0:15,529 0:51,302 0:20,360 0:15,416 0:15,526 0:51,219 0:20,313 0:15,385 0:15,521	Snr.272 Dreezen,Rick BEL KR Motorsport srl theoretisch mögliche Bestzeit 0:51,220 Ziel Sektion 1 Sektion 2 Sektion 3 0:51,220 0:20,310 0:15,412 0:15,498 1:00,686 0:25,373 0:18,061 0:17,252 0:54,574 0:22,278 0:16,521 0:15,775 0:51,519 0:20,405 0:15,540 0:15,574 0:51,220 0:20,310 0:15,412 0:15,498 0:51,351 0:20,327 0:15,468 0:15,556	Snr.234 Longhi,Riccardo ITA BIREL ART RACING KSW theoretisch mögliche Bestzeit 0:51,241 Ziel Sektion 1 Sektion 2 Sektion 3 0:51,264 0:20,322 0:15,404 0:15,515 1:00,877 0:26,163 0:17,835 0:16,879 0:54,575 0:22,656 0:16,183 0:15,736 0:51,455 0:20,498 0:15,442 0:15,515 0:51,264 0:20,337 0:15,404 0:15,523 0:51,330 0:20,322 0:15,459 0:15,549	Snr.204 Schmitz,Alexander DEU Renda Motorsport theoretisch mögliche Bestzeit 0:51,379 Ziel Sektion 1 Sektion 2 Sektion 3 0:51,379 0:20,392 0:15,442 0:15,545 1:13,145 0:30,609 0:22,299 0:20,237 0:57,019 0:23,999 0:16,900 0:16,120 0:51,691 0:20,634 0:15,477 0:15,580 0:51,379 0:20,392 0:15,442 0:15,545 0:51,477 0:20,438 0:15,487 0:15,552 0:20,435 0:15,494
best					
Runde 1					
Runde 2					
Runde 3					
Runde 4					
Runde 5					
Runde 6					

DEUTSCHE KART-MEISTERSCHAFT

Round 4: 02 - 04 / 08 / 2019

KARTING GENK (BEL)

DMSB





DMSB RegNr 166/19

Qualifying practice DSKM (K22) Group 2

Die schnellsten Zeiten

Ort	Nr. Fahrername	Zeit	Streckenl.	Ø Speed
Ziel	203 Pex, Stan	0:51,066	1360 m	95,9 km/h
Sektion 1	203 Pex, Stan	0:20,248	548 m	97,4 km/h
Sektion 2	203 Pex, Stan	0:15,372	366 m	85,7 km/h
Sektion 3	203 Pex, Stan	0:15,412	446 m	104,2 km/h

	Smr.213 Lundberg, Douglas SWE Bamberger Karttracing	Smr.209 Nombliot, Jean FRA CPB SPORT	Smr.215 Matiscic, André DEU Solgat Motorsport	Smr.263 Tabakovic, Ronny DEU C.K.R Srl	Smr.207 Gustavsson, Viktor SWE JP RACING
best	theoretisch mögliche Bestzeit 0:51,382 Ziel Sektion 1 Sektion 2 Sektion 3 0:51,382 0:20,402 0:15,418 0:15,562	theoretisch mögliche Bestzeit 0:51,259 Ziel Sektion 1 Sektion 2 Sektion 3 0:51,386 0:20,338 0:15,434 0:15,487	theoretisch mögliche Bestzeit 0:51,455 Ziel Sektion 1 Sektion 2 Sektion 3 0:51,485 0:20,417 0:15,465 0:15,573	theoretisch mögliche Bestzeit 0:51,525 Ziel Sektion 1 Sektion 2 Sektion 3 0:51,535 0:20,383 0:15,512 0:15,630	theoretisch mögliche Bestzeit 0:51,552 Ziel Sektion 1 Sektion 2 Sektion 3 0:51,589 0:20,406 0:15,508 0:15,638
Runde 1	1:22,105 0:34,036 0:24,709 0:23,360	1:26,101 0:44,982 0:23,765 0:17,354	1:21,617 0:39,634 0:23,858 0:18,125	1:18,119 0:34,305 0:25,071 0:18,743	1:12,284 0:31,723 0:21,838 0:18,723
Runde 2	0:58,499 0:25,925 0:16,521 0:16,053	0:55,025 0:23,283 0:15,970 0:15,772	0:53,922 0:21,777 0:16,260 0:15,885	0:54,109 0:22,079 0:16,092 0:15,938	0:54,760 0:22,453 0:16,409 0:15,898
Runde 3	0:52,128 0:20,751 0:15,647 0:15,730	0:51,664 0:20,595 0:15,582 0:15,487	0:51,861 0:20,672 0:15,582 0:15,607	0:51,943 0:20,730 0:15,583 0:15,630	0:51,914 0:20,599 0:15,621 0:15,694
Runde 4	0:51,556 0:20,443 0:15,494 0:15,619	0:51,434 0:20,358 0:15,515 0:15,561	0:51,606 0:20,490 0:15,526 0:15,590	0:51,805 0:20,551 0:15,576 0:15,678	0:51,654 0:20,477 0:15,539 0:15,638
Runde 5	0:51,382 0:20,402 0:15,418 0:15,562	0:52,572 0:21,544 0:15,498 0:15,530	0:51,527 0:20,489 0:15,465 0:15,573	0:52,299 0:20,800 0:15,833 0:15,666	0:51,589 0:20,406 0:15,533 0:15,650
Runde 6	0:20,547 0:15,505	0:51,386 0:20,338 0:15,434 0:15,614	0:51,485 0:20,417 0:15,491 0:15,577	0:51,535 0:20,383 0:15,512 0:15,640	0:51,600 0:20,434 0:15,508 0:15,658

DEUTSCHE KART-MEISTERSCHAFT

Round 4: 02 - 04 / 08 / 2019

KARTING GENK (BEL)




DMSB RegNr 166/19

Qualifying practice DSKM (K22) Group 2

Die schnellsten Zeiten

Ort	Nr. Fahrername	Zeit	Streckenl.	Ø Speed
Ziel	203 Pex,Stan	0:51,066	1360 m	95,9 km/h
Sektion 1	203 Pex,Stan	0:20,248	548 m	97,4 km/h
Sektion 2	203 Pex,Stan	0:15,372	366 m	85,7 km/h
Sektion 3	203 Pex,Stan	0:15,412	446 m	104,2 km/h

	Smr.233 Luyet,Samuel CHE CRG Holland	Smr.232 Luyet,Jean CHE CRG Holland	Smr.219 Sjöberg,Jesper SWE CRG Holland	Smr.259 Sjökvist,Isak SWE ENERGY CORSE S.R.L.	Smr.227 Horn,Moritz DEU CPB SPORT
best	theoretisch mögliche Bestzeit 0:51,571 Ziel Sektion 1 Sektion 2 Sektion 3 0:51,647 0:20,432 0:15,573 0:15,566	theoretisch mögliche Bestzeit 0:51,650 Ziel Sektion 1 Sektion 2 Sektion 3 0:51,680 0:20,475 0:15,549 0:15,626	theoretisch mögliche Bestzeit 0:51,616 Ziel Sektion 1 Sektion 2 Sektion 3 0:51,685 0:20,500 0:15,506 0:15,610	theoretisch mögliche Bestzeit 0:51,721 Ziel Sektion 1 Sektion 2 Sektion 3 0:51,721 0:20,535 0:15,542 0:15,644	theoretisch mögliche Bestzeit 0:51,765 Ziel Sektion 1 Sektion 2 Sektion 3 0:51,781 0:20,522 0:15,585 0:15,658
Runde 1	1:23,500 0:42,308 0:23,818 0:17,374	1:08,135 0:27,064 0:21,819 0:19,252	1:19,115 0:39,748 0:21,235 0:18,132	1:20,720 0:41,396 0:21,297 0:18,027	1:26,001 0:44,944 0:23,751 0:17,306
Runde 2	0:53,576 0:21,756 0:16,006 0:15,814	0:54,093 0:22,301 0:15,942 0:15,850	0:55,611 0:23,543 0:16,098 0:15,970	0:55,030 0:23,094 0:16,048 0:15,888	0:55,312 0:23,365 0:16,068 0:15,879
Runde 3	0:52,020 0:20,677 0:15,649 0:15,694	0:51,945 0:20,719 0:15,600 0:15,626	0:52,289 0:20,807 0:15,687 0:15,795	0:52,108 0:20,757 0:15,643 0:15,708	0:51,913 0:20,637 0:15,585 0:15,691
Runde 4	0:51,903 0:20,610 0:15,613 0:15,680	0:51,740 0:20,501 0:15,608 0:15,631	0:51,732 0:20,571 0:15,524 0:15,637	0:51,721 0:20,535 0:15,542 0:15,644	0:51,781 0:20,522 0:15,601 0:15,658
Runde 5	0:51,728 0:20,538 0:15,624 0:15,566	0:51,724 0:20,501 0:15,565 0:15,658	0:51,685 0:20,516 0:15,559 0:15,610	0:51,780 0:20,535 0:15,549 0:15,696	0:52,579 0:21,228 0:15,659 0:15,692
Runde 6	0:51,647 0:20,432 0:15,573 0:15,642	0:51,680 0:20,475 0:15,549 0:15,656	0:51,707 0:20,500 0:15,506 0:15,701	0:51,934 0:20,634 0:15,647 0:15,653	0:51,823 0:20,535 0:15,586 0:15,702

DEUTSCHE KART-MEISTERSCHAFT

Round 4: 02 - 04 / 08 / 2019

KARTING GENK (BEL)






DMSB RegNr 166/19

Qualifying practice DSKM (K22) Group 2

Die schnellsten Zeiten

Ort	Nr. Fahrername	Zeit	Streckenl.	Ø Speed
Ziel	203 Pex, Stan	0:51,066	1360 m	95,9 km/h
Sektion 1	203 Pex, Stan	0:20,248	548 m	97,4 km/h
Sektion 2	203 Pex, Stan	0:15,372	366 m	85,7 km/h
Sektion 3	203 Pex, Stan	0:15,412	446 m	104,2 km/h

	Smr.217 Karshøj,Lasse DNK LE Racing Eddie Le Fevre theoretisch mögliche Bestzeit 0:51,872	Smr.212 Ratl,Cyril CHE Kart-Club Oerflikon theoretisch mögliche Bestzeit 0:51,918	Smr.265 Deveen,Jimmy BEL Jimmy Deveen theoretisch mögliche Bestzeit 0:51,821	Smr.269 Tandon,Keawn USA DR SRL theoretisch mögliche Bestzeit 0:51,902	Smr.229 Hold,Christoph AUT Hold Maranello Racing Team theoretisch mögliche Bestzeit 0:51,902
best	Ziel 0:51,917 0:20,594 0:15,597 0:15,681	Ziel 0:51,927 0:20,587 0:15,578 0:15,753	Ziel 0:51,993 0:20,470 0:15,571 0:15,780	Ziel 0:52,028 0:20,580 0:15,601 0:15,721	Ziel 0:52,093 0:20,561 0:15,562 0:15,779
Runde 1	1:29,665 0:42,412 0:26,182 0:21,071	1:17,552 0:32,611 0:25,222 0:19,719	1:11,326 0:30,193 0:21,321 0:19,812	1:16,870 0:34,949 0:23,683 0:18,238	1:00,428 0:26,110 0:17,378 0:16,940
Runde 2	0:55,217 0:22,982 0:16,252 0:15,983	0:56,495 0:23,882 0:16,539 0:16,074	0:55,716 0:22,665 0:16,908 0:16,143	0:54,059 0:21,732 0:16,266 0:16,061	0:54,674 0:22,493 0:16,225 0:15,956
Runde 3	0:52,094 0:20,660 0:15,701 0:15,733	0:52,371 0:20,819 0:15,747 0:15,805	0:52,253 0:20,746 0:15,727 0:15,780	0:52,230 0:20,717 0:15,714 0:15,799	0:52,109 0:20,733 0:15,570 0:15,806
Runde 4	0:51,917 0:20,594 0:15,639 0:15,684	0:51,927 0:20,587 0:15,587 0:15,753	0:52,038 0:20,626 0:15,571 0:15,841	0:52,093 0:20,696 0:15,676 0:15,721	0:52,093 0:20,648 0:15,666 0:15,779
Runde 5	0:51,938 0:20,594 0:15,663 0:15,681	0:52,641 0:20,676 0:16,097 0:15,868	0:51,993 0:20,470 0:15,724 0:15,799	0:52,130 0:20,634 0:15,601 0:15,895	0:55,518 0:20,561 0:15,562 0:19,395
Runde 6	0:51,973 0:20,613 0:15,597 0:15,763	0:52,035 0:20,659 0:15,578 0:15,798		0:52,028 0:20,580 0:15,613 0:15,835	

DEUTSCHE KART-MEISTERSCHAFT

Round 4: 02 - 04 / 08 / 2019

KARTING GENK (BEL)

DMSB

DMSB RegNr 166/19

Qualifying practice DSKM (KZ2) Group 2

Die schnellsten Zeiten

Ort	Nr. Fahrername	Zeit	Streckenl.	Ø Speed
Ziel	203 Pex,Stan	0:51,066	1360 m	95,9 km/h
Sektion 1	203 Pex,Stan	0:20,248	548 m	97,4 km/h
Sektion 2	203 Pex,Stan	0:15,372	366 m	85,7 km/h
Sektion 3	203 Pex,Stan	0:15,412	446 m	104,2 km/h

Smr.236 Lang,Hannah GBR MK Racing theoretisch mögliche Besitzzeit 0:52,351		Ziel	Sektion 1	Sektion 2	Sektion 3	Ziel	Sektion 1	Sektion 2	Sektion 3	Ziel	Sektion 1	Sektion 2	Sektion 3
best	0:52,434	0:20,668	0:15,777	0:15,906									
Runde 1	1:07,380	0:29,829	0:19,135	0:18,416									
Runde 2	0:54,527	0:21,711	0:16,398	0:16,418									
Runde 3	0:53,176	0:21,179	0:15,979	0:16,018									
Runde 4	0:52,515	0:20,780	0:15,829	0:15,906									
Runde 5	0:52,434	0:20,737	0:15,777	0:15,920									
Runde 6	0:52,503	0:20,668	0:15,902	0:15,933									

Qualifying practice DSKM (KZ2) Group 1

Strecke / track: 1360m
 started: 21 classified: 21 not classified: 0

Pos	Str. Nr.	Fahrer / Driver	Nation	Bewerber / Sponsor	Nation	Lizenz / Lizenz	Chassis / Motor / Reifen	Runden / Laps	Differenz	Abstand / Gap	beste Runde / best Lap	in R. / in L.	Geschw. / Speed
1	201	FEDERER, Fabian	ITA	SRP Racing Team	DEU	353643 KBF1156791	Maranello / TM / Vega	6			0:51,052	6	95,9 km/h
2	273	VAN LEEUWEN, Martijn	NLD	KR Motorsport srl	ITA	30816 436754	Kart Republic / Iame / Vega	5	0:00,072	0:00,072	0:51,124	4	95,8 km/h
3	202	PEX, Jorrit	NLD	SP Motorsport	NLD	27382 47253	Kart Republic / TM / Vega	5	0:00,156	0:00,084	0:51,208	5	95,6 km/h
4	210	DENNER, Emilien	FRA	CPB SPORT	FRA	141283E1 232241	SODI / TM / Vega	6	0:00,225	0:00,069	0:51,277	5	95,5 km/h
5	231	MILELL, Noah	SWE	JP RACING	SWE	200007286719 105	Exprit / Vortex / Vega	6	0:00,435	0:00,210	0:51,487	4	95,1 km/h
6	216	TORNQVIST PERSSON, Bei	SWE	CRG Holland	NLD	199810314592 15521	CRG / TM / Vega	6	0:00,477	0:00,042	0:51,529	6	95,0 km/h
7	222	PAUL, Maximilian	DEU	DR SRL	ITA	IKB1140086 296449	DR / Modena / Vega	5	0:00,491	0:00,014	0:51,543	4	95,0 km/h
8	221	IGLESIAS, Jérémy	FRA	RS Schumacher Racing Team	DEU	187987 KBF1067587	IPK Praga / IAME / Vega	5	0:00,519	0:00,028	0:51,571	5	94,9 km/h
9	270	SKÅRAS, Emil	SWE	ENERGY CORSE S.R.L.	ITA	199805302198 295423	Energy / TM / Vega	6	0:00,538	0:00,019	0:51,590	4	94,9 km/h
10	264	CYPERS, Thomas	BEL	Thomas Cypers	BEL	909073 909073	CKR / IAME / Vega	6	0:00,621	0:00,083	0:51,673	5	94,7 km/h
11	220	TUBBEN, Max	NLD	CRG Holland	NLD	33495 15521	CRG / TM / Vega	5	0:00,636	0:00,015	0:51,688	5	94,7 km/h
12	268	SPECKEN, Guust	NLD	Guust Specken	NLD	33443 33443	Birel / Vortex / Vega	6	0:00,668	0:00,032	0:51,720	6	94,7 km/h
13	277	JAVUREK, Dominik	CZE	JOKA RACING	CZE	19AS0193 19AT01111	Birel Art / TM / Vega	6	0:00,676	0:00,008	0:51,728	6	94,6 km/h
14	223	DAVIES, Dylan	NLD	DR SRL	ITA	19701 296449	DR / Modena / Vega	6	0:00,731	0:00,055	0:51,783	6	94,5 km/h
15	225	TALAS, Jakub	CZE	JOKA RACING	CZE	19AS0135 19AT01111	Birel Art / TM / Vega	6	0:00,732	0:00,001	0:51,784	6	94,5 km/h
16	271	GLERUM, Robin	NLD	Dirk Glerum	NLD	40449 42552	Birel ART / TM / Vega	5	0:00,772	0:00,040	0:51,824	4	94,5 km/h
17	208	MROSEK, Michael	DEU	Team AK-Racing	AUT	IKC1131164 BK005	Intrepid / TM / Vega	6	0:00,780	0:00,008	0:51,832	6	94,5 km/h
18	252	KALLASMAA, Kaspar	EST	Kaspar Kallasmaa	EST	K916 E115	Energy / TM / Vega	6	0:00,967	0:00,187	0:52,019	5	94,1 km/h
19	267	LIVERIS, Dionisis	GRC	DAEMS RACING TEAM	BEL	3725 910430	Tony Kart / Vortex / Vega	6	0:01,042	0:00,075	0:52,094	6	94,0 km/h
20	224	ALMEIDA, Rodrigo	MOZ	DR SRL	ITA	010 296449	DR / Modena / Vega	5	0:01,232	0:00,190	0:52,284	4	93,6 km/h
21	218	JOHANSSON, Andreas	SWE	CRG Holland	NLD	199907225875 15521	CRG / TM / Vega	5	0:01,560	0:00,328	0:52,612	4	93,1 km/h

Rennleitung: Volker Ehekircher Racedirektor: Horst Seidel
 Sportkommissare: Nikolas Spaderna / Ulrich Bell / Hans-Willi Baumgarten
 Techn. Kommissare: Hans-Jürgen Dangers / M. Grasshoff / C. Schmidt / J. Lawinger / K.L. Ruszczyński / H.-W. Schäfer / A. Sengpiel
 Zeitnahme: KART-DATA timing service Franz Schieszler

Zeitnahme / timekeeping
 control *Schieszler*
 Franz Schieszler

freigegeben: 12:14:15






DEUTSCHE KART-MEISTERSCHAFT

Round 4: 02 - 04 / 08 / 2019

KARTING GENK (BEL)





DMSB



DMSB RegNr 166/19

Qualifying practice DSKM (KZ2) Group 1


Fahrername Driver	Federer Fabian	Van Leeuwen Martijn	Pex Jorrit	Denner Emilien	Milell Noah	Persson Benjamin	Paul Maximilian	Iglesias Jérémy	Skáros Emil	Cypers Thomas	Tubben Max	Specken Guust
schleunigste Runde in Runde	0:51,052 Rn. 6	0:51,124 Rn. 4	0:51,208 Rn. 5	0:51,277 Rn. 5	0:51,487 Rn. 4	0:51,529 Rn. 6	0:51,543 Rn. 4	0:51,571 Rn. 5	0:51,590 Rn. 4	0:51,673 Rn. 5	0:51,688 Rn. 5	0:51,720 Rn. 6
Speed	95,9 km/h	95,8 km/h	95,6 km/h	95,5 km/h	95,1 km/h	95,0 km/h	95,0 km/h	94,9 km/h	94,9 km/h	94,7 km/h	94,7 km/h	94,7 km/h
Lap 1	1:09,143	1:04,602	1:01,074	1:08,488	1:02,937	1:05,502	1:01,832	1:07,220	1:07,472	1:05,127	1:07,868	1:06,831
Lap 2	0:55,088	0:52,384	0:54,365	0:53,409	0:53,223	0:53,172	0:52,639	0:54,473	0:53,011	0:53,400	0:54,026	0:53,019
Lap 3	0:52,371	0:51,361	0:51,602	0:51,679	0:51,643	0:52,227	0:51,758	0:51,824	0:51,728	0:51,904	0:52,068	0:51,817
Lap 4	0:51,169	0:51,124	0:51,410	0:51,423	0:51,487	0:51,784	0:51,543	0:51,582	0:51,590	0:51,702	0:51,695	0:51,928
Lap 5	0:52,554	0:51,287	0:51,208	0:51,277	0:51,698	0:51,735	0:51,570	0:51,571	0:51,668	0:51,673	0:51,688	0:51,981
Lap 6	0:51,052			0:51,328	0:51,499	0:51,529			0:51,606	0:51,686		0:51,720

DEUTSCHE KART-MEISTERSCHAFT

Round 4: 02 - 04 / 08 / 2019

KARTING GENK (BEL)



DMSB

DMSB RegNr 166/19

Qualifying practice DSKM (KZ2) Group 1




Fahrername Driver	Javurek Dominik	Davies Dylan	Tatas Jakub	Glerum Robin	Mrosek Michael	Kallasmaa Kaspar	Liveris Dionisis	Almeida Rodrigo	Johansson Andreas
schnellste Runde in Runde	0:51,728 Rn. 6	0:51,783 Rn. 6	0:51,784 Rn. 6	0:51,824 Rn. 4	0:51,832 Rn. 6	0:52,019 Rn. 5	0:52,094 Rn. 6	0:52,284 Rn. 4	0:52,612 Rn. 4
Speed	94,6 km/h	94,5 km/h	94,5 km/h	94,5 km/h	94,5 km/h	94,1 km/h	94,0 km/h	93,6 km/h	93,1 km/h
Lap 1	1:10,067	1:06,753	1:08,462	1:08,792	1:27,163	1:04,915	1:09,080	1:03,896	1:03,230
Lap 2	0:54,529	0:53,603	0:55,039	0:56,009	1:00,845	0:53,674	0:55,349	0:53,068	0:53,490
Lap 3	0:52,498	0:52,129	0:51,984	0:52,450	0:54,043	0:52,592	0:52,582	0:52,429	0:52,959
Lap 4	0:52,059	0:51,847	0:52,480	<u>0:51,824</u>	0:52,469	0:52,201	0:52,429	<u>0:52,284</u>	<u>0:52,612</u>
Lap 5	0:51,898	0:52,632	0:51,963	0:51,862	0:52,133	<u>0:52,019</u>	0:52,148	0:53,425	0:52,828
Lap 6	<u>0:51,728</u>	<u>0:51,783</u>	<u>0:51,784</u>		<u>0:51,832</u>	<u>0:52,086</u>	<u>0:52,094</u>		



DMSB RegNr 166/19

Qualifying practice DSKM (K22) Group 1

Ziel		Sektion 1		Sektion 2		Sektion 3	
Fahrername	Zeit	Fahrername	Zeit	Fahrername	Zeit	Fahrername	Zeit
1 201 Federer,Fabian	0:51,052	201 Federer,Fabian	0:20,251	201 Federer,Fabian	0:15,368	201 Federer,Fabian	0:15,419
2 273 Van Leeuwen,Martijn	0:51,124	273 Van Leeuwen,Martijn	0:20,277	273 Van Leeuwen,Martijn	0:15,382	273 Van Leeuwen,Martijn	0:15,465
3 202 Pex,Jorrit	0:51,208	202 Pex,Jorrit	0:20,292	231 Mitiell,Noah	0:15,428	202 Pex,Jorrit	0:15,466
4 210 Denner,Emilien	0:51,277	210 Denner,Emilien	0:20,310	202 Pex,Jorrit	0:15,450	210 Denner,Emilien	0:15,472
5 231 Mitiell,Noah	0:51,487	231 Mitiell,Noah	0:20,352	210 Denner,Emilien	0:15,472	216 Tornqvist Persson,Benjar	0:15,531
6 216 Tornqvist Persson,Benjar	0:51,529	221 Iglesias,Jérémy	0:20,380	216 Tornqvist Persson,Benjar	0:15,500	231 Mitiell,Noah	0:15,532
7 222 Paul,Maximilian	0:51,543	222 Paul,Maximilian	0:20,389	222 Paul,Maximilian	0:15,500	221 Iglesias,Jérémy	0:15,533
8 221 Iglesias,Jérémy	0:51,571	270 Skärås,Emil	0:20,404	270 Skärås,Emil	0:15,513	268 Specken,Guust	0:15,581
9 270 Skärås,Emil	0:51,590	264 Cypers,Thomas	0:20,436	221 Iglesias,Jérémy	0:15,536	270 Skärås,Emil	0:15,586
10 264 Cypers,Thomas	0:51,673	220 Tubben,Max	0:20,451	277 Javurek,Dominik	0:15,542	277 Javurek,Dominik	0:15,602
11 220 Tubben,Max	0:51,688	216 Tornqvist Persson,Benjar	0:20,452	264 Cypers,Thomas	0:15,547	222 Paul,Maximilian	0:15,623
12 268 Specken,Guust	0:51,720	225 Talas,Jakub	0:20,471	220 Tubben,Max	0:15,547	220 Tubben,Max	0:15,626
13 277 Javurek,Dominik	0:51,728	271 Glerum,Robin	0:20,502	268 Specken,Guust	0:15,549	208 Mrosek,Michael	0:15,628
14 223 Davies,Dylan	0:51,783	268 Specken,Guust	0:20,523	223 Davies,Dylan	0:15,572	264 Cypers,Thomas	0:15,647
15 225 Talas,Jakub	0:51,784	223 Davies,Dylan	0:20,527	225 Talas,Jakub	0:15,589	225 Talas,Jakub	0:15,678
16 271 Glerum,Robin	0:51,824	267 Liveris,Dionisis	0:20,557	208 Mrosek,Michael	0:15,598	223 Davies,Dylan	0:15,679
17 208 Mrosek,Michael	0:51,832	277 Javurek,Dominik	0:20,581	271 Glerum,Robin	0:15,611	271 Glerum,Robin	0:15,688
18 252 Kallasmaa,Kaspar	0:52,019	208 Mrosek,Michael	0:20,606	252 Kallasmaa,Kaspar	0:15,642	252 Kallasmaa,Kaspar	0:15,714
19 267 Liveris,Dionisis	0:52,094	252 Kallasmaa,Kaspar	0:20,652	224 Almeida,Rodrigo	0:15,739	267 Liveris,Dionisis	0:15,719
20 224 Almeida,Rodrigo	0:52,284	224 Almeida,Rodrigo	0:20,699	267 Liveris,Dionisis	0:15,749	224 Almeida,Rodrigo	0:15,837
21 218 Johansson,Andreas	0:52,612	218 Johansson,Andreas	0:20,803	218 Johansson,Andreas	0:15,844	218 Johansson,Andreas	0:15,898

DEUTSCHE KART-MEISTERSCHAFT

Round 4: 02 - 04 / 08 / 2019

KARTING GENK (BEL)





DMSB RegNr 166/19

Qualifying practice DSKM (K22) Group 1

Die schnellsten Zeiten

Ort	Nr. Fahrername	Zeit	Streckenl.	Ø Speed
Ziel	201 Federer, Fabian	0:51,052	1360 m	95,9 km/h
Sektion 1	201 Federer, Fabian	0:20,251	548 m	97,4 km/h
Sektion 2	201 Federer, Fabian	0:15,368	366 m	85,7 km/h
Sektion 3	201 Federer, Fabian	0:15,419	446 m	104,1 km/h

	Smr.201 Federer, Fabian ITA SRP Racing Team	Smr.273 Van Leeuwen, Martijn MLD KR Motorsport srl	Smr.202 Pex, Jorrit NLD SP Motorsport	Smr.210 Denner, Emilien FRA CPB SPORT	Smr.231 Milell, Noah SWE JP RACING
	theoretisch mögliche Bestzeit 0:51,038	theoretisch mögliche Bestzeit 0:51,124	theoretisch mögliche Bestzeit 0:51,208	theoretisch mögliche Bestzeit 0:51,254	theoretisch mögliche Bestzeit 0:51,312
best	Ziel Sektion 1 Sektion 2 Sektion 3 0:51,052 0:20,251 0:15,368 0:15,419	Ziel Sektion 1 Sektion 2 Sektion 3 0:51,124 0:20,277 0:15,382 0:15,465	Ziel Sektion 1 Sektion 2 Sektion 3 0:51,208 0:20,292 0:15,450 0:15,466	Ziel Sektion 1 Sektion 2 Sektion 3 0:51,277 0:20,310 0:15,472 0:15,472	Ziel Sektion 1 Sektion 2 Sektion 3 0:51,487 0:20,352 0:15,428 0:15,532
Runde 1	1:09,143 0:30,020 0:20,180 0:18,943	1:04,602 0:27,740 0:19,679 0:17,183	1:01,074 0:26,231 0:17,714 0:17,129	1:08,488 0:30,862 0:19,957 0:17,669	1:02,937 0:28,260 0:17,535 0:17,142
Runde 2	0:55,088 0:22,521 0:16,320 0:16,247	0:52,384 0:21,075 0:15,671 0:15,638	0:54,365 0:22,127 0:16,411 0:15,827	0:53,409 0:21,543 0:15,927 0:15,939	0:53,223 0:21,434 0:16,022 0:15,767
Runde 3	0:52,371 0:20,981 0:15,726 0:15,664	0:51,361 0:20,408 0:15,446 0:15,507	0:51,602 0:20,557 0:15,548 0:15,497	0:51,679 0:20,554 0:15,585 0:15,540	0:51,643 0:20,486 0:15,573 0:15,584
Runde 4	0:51,169 0:20,251 0:15,437 0:15,481	0:51,124 0:20,277 0:15,382 0:15,465	0:51,410 0:20,373 0:15,524 0:15,513	0:51,423 0:20,374 0:15,519 0:15,530	0:51,487 0:20,352 0:15,428 0:15,707
Runde 5	0:52,554 0:21,154 0:15,809 0:15,591	0:51,287 0:20,338 0:15,439 0:15,510	0:51,208 0:20,292 0:15,450 0:15,466	0:51,277 0:20,310 0:15,472 0:15,495	0:51,698 0:20,590 0:15,576 0:15,532
Runde 6	0:51,052 0:20,265 0:15,368 0:15,419			0:51,328 0:20,375 0:15,481 0:15,472	0:51,499 0:20,458 0:15,461 0:15,580

DEUTSCHE KART-MEISTERSCHAFT

Round 4: 02 - 04 / 08 / 2019

KARTING GENK (BEL)




DMSB RegNr 166/19

Qualifying practice DSKM (K22) Group 1

Die schnellsten Zeiten

Ort	Nr. Fahrername	Zeit	Streckenl.	Ø Speed
Ziel	201 Federer, Fabian	0:51,052	1360 m	95,9 km/h
Sektion 1	201 Federer, Fabian	0:20,251	548 m	97,4 km/h
Sektion 2	201 Federer, Fabian	0:15,368	366 m	85,7 km/h
Sektion 3	201 Federer, Fabian	0:15,419	446 m	104,1 km/h

	Snr.216 Tornqvist Persson,Benjamin SWE CRG Holland	Snr.222 Paul,Maximilian DEU DR SRL	Snr.221 Iglesias,Jérémy FRA RS Schumacher Racing Team	Snr.270 Skårns,Emil SWE ENERGY CORSE S.R.L.	Snr.264 Cypers,Thomas BEL Thomas Cypers
	theoretisch mögliche Bestzeit 0:51,483	theoretisch mögliche Bestzeit 0:51,512	theoretisch mögliche Bestzeit 0:51,449	theoretisch mögliche Bestzeit 0:51,503	theoretisch mögliche Bestzeit 0:51,630
best	Ziel Sektion 1 Sektion 2 Sektion 3 0:51,529 0:20,452 0:15,500 0:15,531	Ziel Sektion 1 Sektion 2 Sektion 3 0:51,543 0:20,389 0:15,500 0:15,623	Ziel Sektion 1 Sektion 2 Sektion 3 0:51,571 0:20,380 0:15,536 0:15,533	Ziel Sektion 1 Sektion 2 Sektion 3 0:51,590 0:20,404 0:15,513 0:15,586	Ziel Sektion 1 Sektion 2 Sektion 3 0:51,673 0:20,436 0:15,547 0:15,647
Runde 1	1:05,502 0:30,705 0:18,107 0:16,690	1:01,832 0:25,041 0:19,553 0:17,238	1:07,220 0:32,110 0:18,224 0:16,886	1:07,472 0:32,872 0:17,809 0:16,791	1:05,127 0:29,476 0:18,432 0:17,219
Runde 2	0:53,172 0:21,499 0:15,909 0:15,764	0:52,639 0:21,015 0:15,815 0:15,809	0:54,473 0:22,180 0:16,459 0:15,834	0:53,011 0:21,276 0:15,837 0:15,898	0:53,400 0:21,637 0:15,932 0:15,831
Runde 3	0:52,227 0:20,632 0:15,585 0:16,010	0:51,758 0:20,535 0:15,570 0:15,653	0:51,824 0:20,595 0:15,599 0:15,630	0:51,728 0:20,541 0:15,569 0:15,618	0:51,904 0:20,637 0:15,616 0:15,651
Runde 4	0:51,784 0:20,539 0:15,519 0:15,726	0:51,543 0:20,389 0:15,508 0:15,646	0:51,582 0:20,512 0:15,537 0:15,533	0:51,590 0:20,404 0:15,513 0:15,673	0:51,702 0:20,490 0:15,565 0:15,647
Runde 5	0:51,735 0:20,648 0:15,500 0:15,587	0:51,570 0:20,447 0:15,500 0:15,623	0:51,571 0:20,380 0:15,536 0:15,655	0:51,668 0:20,468 0:15,571 0:15,629	0:51,673 0:20,466 0:15,547 0:15,660
Runde 6	0:51,529 0:20,452 0:15,546 0:15,531			0:51,606 0:20,438 0:15,582 0:15,586	0:51,686 0:20,436 0:15,587 0:15,663

DEUTSCHE KART-MEISTERSCHAFT

Round 4: 02 - 04 / 08 / 2019

KARTING GENK (BEL)




DMSB RegNr 166/19

Qualifying practice DSKM (K22) Group 1

Die schnellsten Zeiten

Ort	Nr. Fahrername	Zeit	Streckenl.	Ø Speed
Ziel	201 Federer, Fabian	0:51,052	1360 m	95,9 km/h
Sektion 1	201 Federer, Fabian	0:20,251	548 m	97,4 km/h
Sektion 2	201 Federer, Fabian	0:15,368	366 m	85,7 km/h
Sektion 3	201 Federer, Fabian	0:15,419	446 m	104,1 km/h


	Smr.220 Tubben,Max NLD CRG Holland			Smr.268 Specken,Guust NLD Guust Specken			Smr.277 Javurek,Dominik CZE JOKA RACING			Smr.223 Davies,Dylan NLD DR SRL			Smr.225 Talas,Jakub CZE JOKA RACING								
	theoretisch mögliche Bestzeit	Ziel	Sektion 3	theoretisch mögliche Bestzeit	Ziel	Sektion 3	theoretisch mögliche Bestzeit	Ziel	Sektion 3	theoretisch mögliche Bestzeit	Ziel	Sektion 3	theoretisch mögliche Bestzeit	Ziel	Sektion 3						
best	0:51,688	0:20,451	0:15,547	0:51,624	0:51,720	0:20,523	0:15,549	0:15,581	0:51,725	0:51,728	0:20,581	0:15,542	0:15,602	0:51,783	0:20,527	0:15,572	0:15,679	0:51,784	0:20,471	0:15,589	0:15,678
Runde 1	1:07,868	0:32,307	0:18,396	0:17,165	1:06,831	0:32,350	0:17,756	0:16,725	1:10,067	0:30,707	0:20,350	0:19,010	1:08,462	0:32,236	0:17,799	0:16,718	1:08,462	0:30,219	0:19,772	0:18,471	
Runde 2	0:54,026	0:22,183	0:15,970	0:15,873	0:53,019	0:21,241	0:15,792	0:15,986	0:54,529	0:22,261	0:16,283	0:15,985	0:55,039	0:21,643	0:16,114	0:15,846	0:55,039	0:22,765	0:16,398	0:15,876	
Runde 3	0:52,068	0:20,667	0:15,628	0:15,773	0:51,817	0:20,576	0:15,580	0:15,661	0:52,498	0:20,900	0:15,819	0:15,779	0:52,129	0:20,765	0:15,606	0:15,758	0:52,129	0:20,697	0:15,589	0:15,698	
Runde 4	0:51,695	0:20,513	0:15,556	0:15,626	0:51,928	0:20,536	0:15,550	0:15,842	0:52,059	0:20,762	0:15,607	0:15,690	0:51,847	0:20,543	0:15,572	0:15,732	0:52,480	0:20,552	0:15,599	0:16,329	
Runde 5	0:51,688	0:20,451	0:15,547	0:15,690	0:51,981	0:20,851	0:15,549	0:15,581	0:51,898	0:20,707	0:15,542	0:15,649	0:52,632	0:20,639	0:16,136	0:15,857	0:51,963	0:20,619	0:15,651	0:15,693	
Runde 6	0:20,579	0:15,774			0:51,720	0:20,523	0:15,564	0:15,633	0:51,728	0:20,581	0:15,545	0:15,602	0:51,783	0:20,527	0:15,577	0:15,679	0:51,784	0:20,471	0:15,635	0:15,678	

DEUTSCHE KART-MEISTERSCHAFT

Round 4: 02 - 04 / 08 / 2019

KARTING GENK (BEL)







DMSB RegNr 166/19

Qualifying practice DSKM (K22) Group 1

Die schnellsten Zeiten

Ort	Nr. Fahrername	Zeit	Streckenl.	ø Speed
Ziel	201 Federer, Fabian	0:51,052	1360 m	95,9 km/h
Sektion 1	201 Federer, Fabian	0:20,251	548 m	97,4 km/h
Sektion 2	201 Federer, Fabian	0:15,368	366 m	85,7 km/h
Sektion 3	201 Federer, Fabian	0:15,419	446 m	104,1 km/h


	Smr.271 Glerum, Robin NLD Dirk Glerum			Smr.208 Mrosek, Michael DEU Team AK-Racing			Smr.252 Kallasmaa, Kaspar EST Kaspar Kallasmaa			Smr.267 Liveris, Dionisis GRC DAEMS RACING TEAM			Smr.224 Almeida, Rodrigo MOZ DR SRL		
	theoretisch mögliche Bestzeit	Sektion 2	Sektion 3	theoretisch mögliche Bestzeit	Sektion 2	Sektion 3	theoretisch mögliche Bestzeit	Sektion 2	Sektion 3	theoretisch mögliche Bestzeit	Sektion 2	Sektion 3	theoretisch mögliche Bestzeit	Sektion 2	Sektion 3
best	0:51,824	0:20,502	0:15,611	0:51,832	0:20,606	0:15,598	0:51,832	0:20,606	0:15,628	0:52,019	0:20,652	0:15,714	0:52,284	0:20,699	0:15,837
Runde 1	1:08,792	0:30,855	0:20,262	1:27,163	0:35,655	0:28,918	1:04,915	0:29,338	0:18,413	0:17,164	1:09,080	0:29,983	1:03,896	0:29,146	0:17,757
Runde 2	0:56,009	0:22,942	0:17,033	1:00,845	0:26,078	0:17,961	0:53,674	0:21,749	0:16,042	0:15,883	0:55,349	0:22,662	0:53,068	0:21,235	0:15,945
Runde 3	0:52,450	0:20,879	0:15,722	0:54,043	0:21,893	0:16,150	0:52,592	0:20,922	0:15,808	0:15,862	0:52,582	0:20,883	0:52,429	0:20,837	0:15,755
Runde 4	0:51,824	0:20,525	0:15,611	0:52,469	0:20,922	0:15,754	0:52,201	0:20,730	0:15,702	0:15,769	0:52,429	0:20,631	0:52,284	0:20,699	0:15,846
Runde 5	0:51,862	0:20,502	0:15,634	0:52,133	0:20,640	0:15,773	0:52,019	0:20,663	0:15,642	0:15,714	0:52,148	0:20,610	0:53,425	0:21,641	0:15,908
Runde 6				0:51,832	0:20,606	0:15,598	0:52,086	0:20,652	0:15,683	0:15,751	0:52,094	0:20,557	0:53,425	0:21,641	0:15,908

DEUTSCHE KART-MEISTERSCHAFT

Round 4: 02 - 04 / 08 / 2019

KARTING GENK (BEL)



DMSB RegNr 166/19

Qualifying practice DSKM (K22) Group 1

Die schnellsten Zeiten

Ort	Nr. Fahrername	Zeit	Streckenl.	Ø Speed
Ziel	201 Federer, Fabian	0:51,052	1360 m	95,9 km/h
Sektion 1	201 Federer, Fabian	0:20,251	548 m	97,4 km/h
Sektion 2	201 Federer, Fabian	0:15,368	366 m	85,7 km/h
Sektion 3	201 Federer, Fabian	0:15,419	446 m	104,1 km/h

Stnr:218 Johansson,Andreas

SWE

CRG Holland

theoretisch mögliche Bestzeit 0:52,545

	Ziel	Sektion 1	Sektion 2	Sektion 3
best	0:52,612	0:20,803	0:15,844	0:15,898
Runde 1	1:03,230	0:28,685	0:17,958	0:16,587
Runde 2	0:53,490	0:21,349	0:16,081	0:16,060
Runde 3	0:52,959	0:21,133	0:15,879	0:15,947
Runde 4	0:52,612	0:20,803	0:15,911	0:15,898
Runde 5	0:52,828	0:21,055	0:15,844	0:15,929
Runde 6				

Ziel	Sektion 1	Sektion 2	Sektion 3	Ziel	Sektion 1	Sektion 2	Sektion 3	Ziel	Sektion 1	Sektion 2	Sektion 3

free practice DSKM (KZ2) Group 2

Strecke / track: 1360m
 started: 21 classified: 21 not classified: 0





Pos	Str. Nr.	Fahrer / Driver	Nation	Bewerber / Sponsor	Nation	Lizenz / Lizenz	Chassis / Motor / Reifen	Runden / Laps	Differenz	Abstand / Gap	beste Runde / best Lap	in R. / in L.	Geschw. / Speed
1	234	LONGHI, Riccardo	ITA	BIREL ART RACING KSW	AUT	296344 BK102	Birel Art / TM / Vega	9			0:51,454	9	95,2 km/h
2	213	LUNDBERG, Douglas	SWE	Bamberger Kart racing	DEU	199109174053 KBF1197896	Luxor / TM / Vega	9	0:00,008	0:00,008	0:51,462	9	95,1 km/h
3	272	DREEZEN, Rick	BEL	KR Motorsport srl	ITA	800757 436754	/ / Vega	9	0:00,014	0:00,006	0:51,468	9	95,1 km/h
4	203	PEX, Stan	NLD	SP Motorsport	NLD	31772 47253	Kart Republic / TM / Vega	11	0:00,020	0:00,006	0:51,474	11	95,1 km/h
5	209	NOMBLLOT, Jean	FRA	CPB SPORT	FRA	119783 232241	SODI / TM / Vega	8	0:00,221	0:00,201	0:51,675	8	94,7 km/h
6	235	MARSEGLIA, Leonardo Gi	ITA	BIREL ART RACING KSW	AUT	336013 BK102	Birel Art / TM / Vega	6	0:00,251	0:00,030	0:51,705	6	94,7 km/h
7	215	MATISIC, André	DEU	Solgat Motorsport	DEU	IKB1083048 KBF1079882	Birel Art / TM / Vega	9	0:00,258	0:00,007	0:51,712	9	94,7 km/h
8	232	LUYET, Jean	CHE	CRG Holland	NLD	505028 15521	CRG / TM / Vega	7	0:00,283	0:00,025	0:51,737	7	94,6 km/h
9	219	SJÖBERG, Jesper	SWE	CRG Holland	NLD	199910020057 15521	CRG / TM / Vega	9	0:00,319	0:00,036	0:51,773	9	94,6 km/h
10	227	HORN, Moritz	DEU	CPB SPORT	FRA	IKB1132818 232241	SODI / TM / Vega	9	0:00,424	0:00,105	0:51,878	8	94,4 km/h
11	212	RATL, Cyril	CHE	Kart-Club Oerlikon	CHE	500277 500006	CRG / TM / Vega	9	0:00,424	0:00,000	0:51,878	9	94,4 km/h
12	259	SJOKVIST, Isak	SWE	ENERGY CORSE S.R.L.	ITA	200108127572 295423	Energy / TM / Vega	8	0:00,453	0:00,029	0:51,907	8	94,3 km/h
13	204	SCHMITZ, Alexander	DEU	Renda Motorsport	ITA	IKA1120614 322880	Tony Kart / Vortex / Vega	11	0:00,560	0:00,107	0:52,014	11	94,1 km/h
14	207	GUSTAVSSON, Viktor	SWE	JP RACING	SWE	200404260150 105	Exprit / Vortex / Vega	11	0:00,566	0:00,006	0:52,020	11	94,1 km/h
15	229	HOLD, Christoph	AUT	Hold Maranello Racing Team	AUT	JK2017 BK003	Maranello / TM / Vega	11	0:00,645	0:00,079	0:52,099	11	94,0 km/h
16	233	LUYET, Samuel	CHE	CRG Holland	NLD	505064 15521	CRG / TM / Vega	7	0:00,649	0:00,004	0:52,103	5	94,0 km/h
17	263	TABAKOVIC, Ronny	DEU	C.K.R Srl	ITA	IKC1148046 300098	CKR / TM / Vega	11	0:00,697	0:00,048	0:52,151	10	93,9 km/h
18	217	KARLSHØJ, Lasse	DNK	LE Racing Eddie Le Fevre	DNK	40346 39981	Kosmic / Vortex / Vega	10	0:00,822	0:00,125	0:52,276	10	93,7 km/h
19	265	DEVEEN, Jimmy	BEL	Jimmy Deveen	BEL	906087 906087	CKR / TM / Vega	9	0:00,881	0:00,059	0:52,335	9	93,6 km/h
20	269	TANDON, Keawn	USA	DR SRL	ITA	K1911-SK-19 296449	DR / MODENA / Vega	8	0:00,890	0:00,009	0:52,344	8	93,5 km/h
21	236	LANG, Hannah	GBR	MK Racing	GBR	212874 273486	Tony Kart / Vortex / Vega	11	0:01,364	0:00,474	0:52,818	11	92,7 km/h

Rennleitung: Volker Ehekircher Racedirektor: Horst Seidel

Sportkommissare: Nikolas Spaderna / Ulrich Bell / Hans-Willi Baumgarten

Techn. Kommissare: Hans-Jürgen Dangers / M. Grasshoff / C. Schmidt / J. Lawinger / K.L. Ruszczynski / H.-W. Schäfer / A. Sengpiel

Zeitnahme: KART-DATA timing service Franz Schieszl

DEUTSCHE KART-MEISTERSCHAFT

Round 4: 02 - 04 / 08 / 2019

KARTING GENK (BEL)



DMSB RegNr 166/19

free practice DSKM (KZ2) Group 2

Fahrername Driver	Longhi Riccardo	Lundberg Douglas	Dreezen Rick	Pex Stan	Nombiot Jean	Leonardo Giuseppe	Matfisc André	Luyet Jean	Sjöberg Jesper	Horn Moritz	Ratl Cyril	Sjokvist Isak
schnellste Runde in Runde	0:51,454 Rn. 9	0:51,462 Rn. 9	0:51,468 Rn. 9	0:51,474 Rn. 11	0:51,675 Rn. 8	0:51,705 Rn. 6	0:51,712 Rn. 9	0:51,737 Rn. 7	0:51,773 Rn. 9	0:51,878 Rn. 8	0:51,878 Rn. 9	0:51,907 Rn. 8
Speed	95,2 km/h	95,1 km/h	95,1 km/h	95,1 km/h	94,7 km/h	94,7 km/h	94,7 km/h	94,6 km/h	94,6 km/h	94,4 km/h	94,4 km/h	94,3 km/h
Lap 1	1:02,385	1:06,058	1:05,222	1:05,836	1:21,260	0:57,243	1:05,156	1:11,687	1:04,116	1:04,467	1:05,690	1:34,792
Lap 2	0:57,285	0:59,353	0:56,204	0:56,760	1:02,906	0:52,797	0:57,739	0:55,808	0:55,079	0:56,958	1:00,316	0:53,906
Lap 3	2:30,078	0:57,365	0:52,889	0:56,288	0:53,808	0:52,272	0:54,329	0:52,898	0:53,556	0:54,147	0:52,713	0:52,981
Lap 4	0:57,796	2:00,246	0:52,538	0:57,686	0:52,369	0:51,720	0:53,012	0:52,361	2:27,920	2:58,623	0:52,696	0:52,571
Lap 5	0:53,323	1:10,521	2:31,345	0:54,372	0:52,080	0:51,907	2:27,081	0:51,971	0:58,885	1:01,875	2:41,469	0:52,419
Lap 6	0:52,170	0:55,420	0:58,224	0:53,187	0:52,081	0:51,705	0:58,638	0:53,481	0:52,330	0:53,044	0:53,476	0:52,153
Lap 7	0:51,953	0:53,088	0:56,452	0:52,511	0:59,382		0:52,789	0:51,737	0:51,856	0:52,199	0:52,281	0:52,177
Lap 8	0:51,779	0:51,720	0:51,538	0:53,559	0:51,675		0:51,952		0:52,030	0:51,878	0:52,222	0:51,907
Lap 9	0:51,454	0:51,462	0:51,468	0:51,723			0:51,712		0:51,773	0:51,883	0:51,878	
Lap 10				0:53,804								
Lap 11				0:51,474								





DEUTSCHE KART-MEISTERSCHAFT




Round 4: 02 - 04 / 08 / 2019





KARTING GENK (BEL)

DMSB RegNr 166/19

free practice DSKM (KZ2) Group 2


Fahrername Driver	Schmitz Alexander	Gustavsson Viktor	Hold Christoph	Luyet Samuel	Tabakovic Ronny	Karlishoj Lasse	Deveen Jimmy	Tandon Keawn	Lang Hannah
schnellste Runde in Runde	0:52,014 Rn. 11	0:52,020 Rn. 11	0:52,099 Rn. 11	0:52,103 Rn. 5	0:52,151 Rn. 10	0:52,276 Rn. 10	0:52,335 Rn. 9	0:52,344 Rn. 8	0:52,818 Rn. 11
Speed	94,1 km/h	94,1 km/h	94,0 km/h	94,0 km/h	93,9 km/h	93,7 km/h	93,6 km/h	93,5 km/h	92,7 km/h
Lap 1	1:10,063	1:16,109	1:06,941	1:13,835	1:11,728	1:19,339	1:07,052	1:35,808	1:12,575
Lap 2	0:58,092	1:05,607	0:58,855	1:02,042	0:57,478	1:06,596	0:56,521	0:55,198	1:00,282
Lap 3	0:53,822	1:00,152	0:57,787	0:52,909	0:53,584	0:58,133	0:53,470	0:53,659	0:53,896
Lap 4	0:53,400	0:53,090	0:57,796	0:52,351	0:52,797	0:57,628	2:24,385	0:53,184	0:53,783
Lap 5	0:53,180	0:52,944	0:57,877	0:52,103	0:53,223	0:57,662	0:55,534	0:52,983	0:53,670
Lap 6	0:53,093	0:52,703	0:55,837	0:52,107	0:52,684	0:55,396	0:52,637	0:52,727	0:53,808
Lap 7	0:52,605	0:52,672	0:55,112	0:52,320	0:54,310	0:52,593	0:52,585	0:52,585	0:53,888
Lap 8	0:52,413	0:52,442	0:55,071	0:52,413	1:00,904	0:52,481	0:52,799	0:52,344	0:52,988
Lap 9	0:52,098	0:52,149	0:52,272	0:52,413	0:52,544	0:52,431	0:52,335	0:53,034	0:53,333
Lap 10	0:55,015	0:52,038	0:52,222	0:52,151	0:52,151	0:52,276		0:53,333	0:53,333
Lap 11	0:52,014	0:52,020	0:52,099	0:52,179	0:52,179			0:52,818	0:52,818

DEUTSCHE KART-MEISTERSCHAFT

Round 4: 02 - 04 / 08 / 2019





KARTING GENK (BEL)



DMSB RegNr 166/19

free practice DSKM (K22) Group 2

Ziel		Sektion 1		Sektion 2		Sektion 3	
Fahrername	Zeit	Fahrername	Zeit	Fahrername	Zeit	Fahrername	Zeit
1 234 Longhi,Ricardo	0:51,454	234 Longhi,Ricardo	0:20,387	213 Lundberg,Douglas	0:15,459	203 Pex,Stan	0:15,550
2 213 Lundberg,Douglas	0:51,462	272 Dreezen,Rick	0:20,399	272 Dreezen,Rick	0:15,468	213 Lundberg,Douglas	0:15,557
3 272 Dreezen,Rick	0:51,468	203 Pex,Stan	0:20,406	234 Longhi,Ricardo	0:15,494	235 Marseglia,Leonardo Gius	0:15,561
4 203 Pex,Stan	0:51,474	213 Lundberg,Douglas	0:20,446	215 Matisic,André	0:15,514	209 Nomblot,Jean	0:15,571
5 209 Nomblot,Jean	0:51,675	219 Sjöberg,Jesper	0:20,460	203 Pex,Stan	0:15,518	234 Longhi,Ricardo	0:15,573
6 235 Marseglia,Leonardo Gius	0:51,705	235 Marseglia,Leonardo Gius	0:20,515	235 Marseglia,Leonardo Gius	0:15,522	272 Dreezen,Rick	0:15,574
7 215 Matisic,André	0:51,712	232 Luyet,Jean	0:20,524	209 Nomblot,Jean	0:15,542	232 Luyet,Jean	0:15,632
8 232 Luyet,Jean	0:51,737	215 Matisic,André	0:20,533	227 Horn,Moritz	0:15,562	259 Sjökvist,Isak	0:15,661
9 219 Sjöberg,Jesper	0:51,773	212 Ratl,Cyril	0:20,542	232 Luyet,Jean	0:15,581	215 Matisic,André	0:15,665
10 227 Horn,Moritz	0:51,878	209 Nomblot,Jean	0:20,562	219 Sjöberg,Jesper	0:15,586	219 Sjöberg,Jesper	0:15,690
11 212 Ratl,Cyril	0:51,878	227 Horn,Moritz	0:20,564	212 Ratl,Cyril	0:15,593	204 Schmitz,Alexander	0:15,705
12 259 Sjökvist,Isak	0:51,907	207 Gustavsson,Viktor	0:20,584	259 Sjökvist,Isak	0:15,595	229 Hold,Christoph	0:15,705
13 204 Schmitz,Alexander	0:52,014	233 Luyet,Samuel	0:20,607	263 Tabakovic,Ronny	0:15,629	227 Horn,Moritz	0:15,725
14 207 Gustavsson,Viktor	0:52,020	204 Schmitz,Alexander	0:20,630	204 Schmitz,Alexander	0:15,637	207 Gustavsson,Viktor	0:15,729
15 229 Hold,Christoph	0:52,099	263 Tabakovic,Ronny	0:20,631	229 Hold,Christoph	0:15,646	212 Ratl,Cyril	0:15,743
16 233 Luyet,Samuel	0:52,103	259 Sjökvist,Isak	0:20,651	233 Luyet,Samuel	0:15,664	263 Tabakovic,Ronny	0:15,762
17 263 Tabakovic,Ronny	0:52,151	229 Hold,Christoph	0:20,684	207 Gustavsson,Viktor	0:15,681	233 Luyet,Samuel	0:15,769
18 217 Karishøj,Lasse	0:52,276	217 Karishøj,Lasse	0:20,701	217 Karishøj,Lasse	0:15,765	217 Karishøj,Lasse	0:15,802
19 265 Deveen,Jimmy	0:52,335	265 Deveen,Jimmy	0:20,704	269 Tandon,Keawn	0:15,765	269 Tandon,Keawn	0:15,806
20 269 Tandon,Keawn	0:52,344	269 Tandon,Keawn	0:20,773	265 Deveen,Jimmy	0:15,774	265 Deveen,Jimmy	0:15,846
21 236 Lang,Hannah	0:52,818	236 Lang,Hannah	0:20,875	236 Lang,Hannah	0:15,970	236 Lang,Hannah	0:15,973

DEUTSCHE KART-MEISTERSCHAFT

Round 4: 02 - 04 / 08 / 2019

KARTING GENK (BEL)

DMSB



DMSB RegNr 166/19

free practice DSKM (K2) Group 2

Die schnellsten Zeiten

Ort	Nr. Fahrername	Zeit	Streckenl.	Ø Speed
Ziel	234 Longhi,Riccardo	0:51,454	1360 m	95,2 km/h
Sektion 1	234 Longhi,Riccardo	0:20,387	548 m	96,8 km/h
Sektion 2	213 Lundberg,Douglas	0:15,459	366 m	85,2 km/h
Sektion 3	203 Pex,Stan	0:15,550	446 m	103,3 km/h


	Smr.234 Longhi,Riccardo ITA	Smr.213 Lundberg,Douglas SWE	Smr.272 Dreezen,Rick BEL	Smr.203 Pex,Stan MLD	Smr.209 Nombrot,Jean FRA
	BIREL ART RACING KSW	Bamberger Karttracing	KR Motorsport srl	SP Motorsport	CPB SPORT
	theoretisch mögliche Bestzeit 0:51,454	theoretisch mögliche Bestzeit 0:51,462	theoretisch mögliche Bestzeit 0:51,441	theoretisch mögliche Bestzeit 0:51,474	theoretisch mögliche Bestzeit 0:51,675
best	Ziel Sektion 1 Sektion 2 Sektion 3 0:51,454 0:20,387 0:15,494 0:15,573	Ziel Sektion 1 Sektion 2 Sektion 3 0:51,462 0:20,446 0:15,459 0:15,557	Ziel Sektion 1 Sektion 2 Sektion 3 0:51,468 0:20,399 0:15,468 0:15,574	Ziel Sektion 1 Sektion 2 Sektion 3 0:51,474 0:20,406 0:15,518 0:15,550	Ziel Sektion 1 Sektion 2 Sektion 3 0:51,675 0:20,562 0:15,542 0:15,571
Runde 1	1:02,385 0:26,730 0:17,867 0:17,788	1:06,058 0:27,742 0:19,410 0:18,906	1:05,222 0:28,852 0:18,759 0:17,611	1:05,836 0:28,917 0:19,310 0:17,609	1:21,260 0:35,527 0:23,674 0:22,059
Runde 2	0:57,285 0:23,175 0:17,234 0:16,876	0:59,353 0:24,319 0:17,556 0:17,478	0:56,204 0:23,164 0:16,798 0:16,242	0:56,760 0:22,754 0:16,989 0:17,017	1:02,906 0:26,795 0:18,367 0:17,744
Runde 3	2:30,078 0:22,339 0:16,497 1:51,242	0:57,365 0:22,906 0:17,098 0:17,361	0:52,889 0:21,132 0:15,846 0:15,911	0:56,288 0:22,639 0:16,824 0:16,825	0:53,808 0:21,969 0:15,888 0:15,951
Runde 4	0:57,796 0:24,294 0:16,949 0:16,553	2:00,246 0:23,183 0:16,991 1:20,072	0:52,538 0:20,829 0:15,921 0:15,788	0:57,686 0:22,648 0:17,887 0:17,151	0:52,369 0:20,795 0:15,832 0:15,742
Runde 5	0:53,323 0:21,440 0:16,106 0:15,777	1:10,521 0:29,107 0:22,161 0:19,253	2:31,345 0:21,982 0:15,952 1:53,411	0:54,372 0:21,623 0:16,402 0:16,347	0:52,080 0:20,622 0:15,749 0:15,709
Runde 6	0:52,170 0:20,703 0:15,806 0:15,661	0:55,420 0:23,231 0:16,161 0:16,028	0:58,224 0:24,100 0:17,226 0:16,898	0:53,187 0:21,233 0:16,006 0:15,948	0:52,081 0:20,689 0:15,714 0:15,678
Runde 7	0:51,953 0:20,624 0:15,604 0:15,725	0:53,088 0:21,435 0:15,798 0:15,855	0:56,452 0:23,167 0:17,487 0:15,798	0:52,511 0:20,925 0:15,808 0:15,778	0:59,382 0:26,848 0:16,693 0:15,841
Runde 8	0:51,779 0:20,611 0:15,529 0:15,639	0:51,720 0:20,567 0:15,534 0:15,619	0:51,538 0:20,399 0:15,565 0:15,574	0:53,559 0:20,692 0:17,165 0:15,702	0:51,675 0:20,562 0:15,542 0:15,571
Runde 9	0:51,454 0:20,387 0:15,494 0:15,573	0:51,462 0:20,446 0:15,459 0:15,557	0:51,468 0:20,421 0:15,468 0:15,579	0:51,723 0:20,535 0:15,599 0:15,589	
Runde 10				0:53,804 0:21,774 0:16,283 0:15,747	
Runde 11				0:51,474 0:20,406 0:15,518 0:15,550	

DEUTSCHE KART-MEISTERSCHAFT

Round 4: 02 - 04 / 08 / 2019

KARTING GENK (BEL)






DMSB RegNr 166/19

free practice DSKM (K2) Group 2

Die schnellsten Zeiten

Ort	Nr. Fahrername	Zeit	Streckenl.	Ø Speed
Ziel	234 Longhi,Riccardo	0:51,454	1360 m	95,2 km/h
Sektion 1	234 Longhi,Riccardo	0:20,387	548 m	96,8 km/h
Sektion 2	213 Lundberg,Douglas	0:15,459	366 m	85,2 km/h
Sektion 3	203 Pex,Stan	0:15,550	446 m	103,3 km/h

	Smr.235 Marseglia,Leonardo Giuseppe ITA BIREL ART RACING KSW	Smr.215 Maticic,André DEU Solgat Motorsport	Smr.232 Luyet,Jeann CHE CRG Holland	Smr.219 Sjöberg,Jesper SWE CRG Holland	Smr.227 Horn,Moritz DEU CPB SPORT
	theoretisch mögliche Bestzeit 0:51,598	theoretisch mögliche Bestzeit 0:51,712	theoretisch mögliche Bestzeit 0:51,737	theoretisch mögliche Bestzeit 0:51,736	theoretisch mögliche Bestzeit 0:51,851
best	Ziel Sektion 1 Sektion 2 Sektion 3 0:51,705 0:20,515 0:15,522 0:15,561	Ziel Sektion 1 Sektion 2 Sektion 3 0:51,712 0:20,533 0:15,514 0:15,665	Ziel Sektion 1 Sektion 2 Sektion 3 0:51,737 0:20,524 0:15,581 0:15,632	Ziel Sektion 1 Sektion 2 Sektion 3 0:51,773 0:20,460 0:15,586 0:15,690	Ziel Sektion 1 Sektion 2 Sektion 3 0:51,878 0:20,564 0:15,562 0:15,725
Runde 1	0:57,243 0:24,245 0:16,725 0:16,273	1:05,156 0:28,330 0:18,623 0:18,203	1:11,687 0:33,120 0:19,872 0:18,695	1:04,116 0:29,035 0:17,885 0:17,196	1:04,467 0:26,977 0:18,760 0:18,730
Runde 2	0:52,797 0:21,098 0:15,907 0:15,792	0:57,739 0:23,325 0:17,512 0:16,902	0:55,808 0:23,276 0:16,383 0:16,149	0:55,079 0:22,451 0:16,357 0:16,271	0:56,958 0:23,029 0:17,202 0:16,727
Runde 3	0:52,272 0:20,631 0:15,924 0:15,717	0:54,329 0:21,777 0:16,506 0:16,046	0:52,898 0:21,069 0:15,990 0:15,839	0:53,556 0:21,402 0:16,080 0:16,074	0:54,147 0:21,645 0:16,354 0:16,148
Runde 4	0:51,720 0:20,515 0:15,563 0:15,642	0:53,012 0:21,078 0:15,965 0:15,969	0:52,361 0:20,800 0:15,772 0:15,789	2:27,920 0:21,138 0:16,065 1:50,717	2:58,623 0:21,301 0:16,147 2:21,175
Runde 5	0:51,907 0:20,620 0:15,644 0:15,643	2:27,081 0:21,348 0:15,889 1:49,844	0:51,971 0:20,597 0:15,685 0:15,689	0:58,885 0:26,285 0:16,462 0:16,138	1:01,875 0:27,892 0:17,553 0:16,430
Runde 6	0:51,705 0:20,622 0:15,522 0:15,561	0:58,638 0:25,080 0:17,209 0:16,349	0:53,481 0:21,072 0:16,542 0:15,867	0:57,330 0:20,868 0:15,654 0:15,808	0:53,044 0:21,158 0:15,946 0:15,940
Runde 7		0:52,789 0:21,227 0:15,756 0:15,806	0:51,737 0:20,524 0:15,581 0:15,632	0:51,856 0:20,558 0:15,586 0:15,712	0:52,199 0:20,726 0:15,643 0:15,830
Runde 8		0:51,952 0:20,655 0:15,571 0:15,726		0:52,030 0:20,629 0:15,711 0:15,690	0:51,878 0:20,564 0:15,576 0:15,738
Runde 9		0:51,712 0:20,533 0:15,514 0:15,665		0:51,773 0:20,460 0:15,592 0:15,721	0:51,883 0:20,596 0:15,562 0:15,725
Runde 10					

DEUTSCHE KART-MEISTERSCHAFT

Round 4: 02 - 04 / 08 / 2019

KARTING GENK (BEL)



DMSB RegNr 166/19

free practice DSKM (K2) Group 2

Die schnellsten Zeiten

Ort	Nr. Fahrername	Zeit	Streckenl.	Ø Speed
Ziel	234 Longhi,Riccardo	0:51,454	1360 m	95,2 km/h
Sektion 1	234 Longhi,Riccardo	0:20,387	548 m	96,8 km/h
Sektion 2	213 Lundberg,Douglas	0:15,459	366 m	85,2 km/h
Sektion 3	203 Pex,Stan	0:15,550	446 m	103,3 km/h


	Snr.212 Rati,Cyril CHE Kart-Club Oertikon		Snr.259 Sjakvist,Isak SWE ENERGY CORSE S.R.L.		Snr.204 Schmitz,Alexander DEU Renda Motorsport		Snr.207 Gustavsson,Viktor SWE JP RACING		Snr.229 Hold,Christoph AUT Hold Maranello Racing Team							
	theoretisch mögliche Bestzeit	Ziel	theoretisch mögliche Bestzeit	Ziel	theoretisch mögliche Bestzeit	Ziel	theoretisch mögliche Bestzeit	Ziel	theoretisch mögliche Bestzeit	Ziel						
best	0:51,878	0:20,542	0:15,593	0:15,743	0:51,907	0:20,651	0:15,595	0:15,661	0:51,907	0:20,651	0:15,595	0:15,661	0:52,099	0:20,684	0:15,646	0:15,705
Runde 1	1:05,690	0:29,208	0:18,642	0:17,840	1:34,792	0:44,129	0:32,185	0:18,478	1:16,109	0:33,236	0:21,524	0:21,349	1:06,941	0:29,278	0:19,180	0:18,483
Runde 2	1:00,316	0:22,636	0:21,306	0:16,374	0:53,906	0:21,832	0:16,068	0:16,006	1:05,607	0:26,636	0:19,760	0:19,211	0:58,855	0:24,156	0:17,325	0:17,374
Runde 3	0:52,713	0:20,974	0:15,929	0:15,810	0:52,981	0:21,124	0:15,991	0:15,866	1:00,152	0:24,373	0:18,392	0:17,387	0:57,787	0:23,114	0:17,128	0:17,545
Runde 4	0:52,696	0:20,781	0:15,966	0:15,949	0:52,571	0:21,042	0:15,747	0:15,782	0:53,090	0:21,150	0:15,960	0:15,980	0:57,796	0:23,022	0:17,610	0:17,164
Runde 5	2:41,469	0:20,926	0:15,929	2:04,614	0:52,419	0:20,853	0:15,769	0:15,797	0:52,944	0:20,895	0:16,004	0:16,045	0:57,877	0:23,279	0:17,438	0:17,160
Runde 6	0:53,476	0:21,679	0:15,899	0:15,898	0:52,153	0:20,723	0:15,681	0:15,749	0:52,703	0:20,889	0:15,888	0:15,926	0:55,837	0:22,427	0:16,897	0:16,513
Runde 7	0:52,281	0:20,674	0:15,845	0:15,762	0:52,177	0:20,719	0:15,693	0:15,765	0:52,672	0:20,940	0:15,867	0:15,865	0:55,112	0:22,100	0:16,396	0:16,616
Runde 8	0:52,222	0:20,742	0:15,709	0:15,771	0:51,907	0:20,651	0:15,595	0:15,661	0:52,442	0:20,824	0:15,805	0:15,813	0:55,071	0:21,974	0:16,468	0:16,629
Runde 9	0:51,878	0:20,542	0:15,593	0:15,743					0:52,149	0:20,652	0:15,725	0:15,772	0:52,272	0:20,700	0:15,700	0:15,872
Runde 10					0:55,015	0:20,630	0:17,812	0:16,573	0:52,038	0:20,584	0:15,725	0:15,729	0:52,222	0:20,688	0:15,646	0:15,888
Runde 11					0:52,014	0:20,664	0:15,637	0:15,713	0:52,020	0:20,607	0:15,681	0:15,732	0:52,099	0:20,684	0:15,710	0:15,705

DEUTSCHE KART-MEISTERSCHAFT

Round 4: 02 - 04 / 08 / 2019

KARTING GENK (BEL)







DMSB RegNr 166/19

free practice DSKM (K2) Group 2

Die schnellsten Zeiten

Ort	Nr. Fahrername	Zeit	Streckentl.	Ø Speed
Ziel	234 Longhi,Riccardo	0:51,454	1360 m	95,2 km/h
Sektion 1	234 Longhi,Riccardo	0:20,387	548 m	96,8 km/h
Sektion 2	213 Lundberg,Douglas	0:15,459	366 m	85,2 km/h
Sektion 3	203 Pex,Stan	0:15,550	446 m	103,3 km/h


	Smr.233 Luyet,Samuel CHE CRG Holland	Smr.263 Tabakovic,Romy DEU C.K.R Srl	Smr.217 Karlshøj,Lasse DNK LE Racing Eddie Le Favre	Smr.265 Deveen,Jimmy BEL Jimmy Deveen	Smr.269 Tandon,Keawn USA DR SRL
best	theoretisch mögliche Bestzeit 0:52,040 Ziel Sektion 1 Sektion 2 Sektion 3 0:52,103 0:20,607 0:15,664 0:15,769	theoretisch mögliche Bestzeit 0:52,022 Ziel Sektion 1 Sektion 2 Sektion 3 0:52,151 0:20,631 0:15,629 0:15,762	theoretisch mögliche Bestzeit 0:52,268 Ziel Sektion 1 Sektion 2 Sektion 3 0:52,276 0:20,701 0:15,765 0:15,802	theoretisch mögliche Bestzeit 0:52,324 Ziel Sektion 1 Sektion 2 Sektion 3 0:52,335 0:20,704 0:15,774 0:15,846	theoretisch mögliche Bestzeit 0:52,344 Ziel Sektion 1 Sektion 2 Sektion 3 0:52,344 0:20,773 0:15,765 0:15,806
Runde 1	1:13,835 0:33,000 0:21,999 0:18,836	1:11,728 0:32,690 0:20,490 0:18,548	1:19,339 0:35,010 0:22,756 0:21,573	1:07,052 0:30,669 0:18,850 0:17,533	1:35,808 0:44,001 0:31,981 0:19,826
Runde 2	1:02,042 0:23,376 0:22,182 0:16,484	0:57,478 0:23,631 0:17,160 0:16,687	1:06,596 0:27,727 0:19,002 0:19,867	0:56,521 0:22,779 0:16,961 0:16,781	0:55,198 0:22,434 0:16,355 0:16,409
Runde 3	0:52,909 0:20,958 0:16,062 0:15,889	0:53,584 0:21,471 0:16,067 0:16,046	0:58,133 0:23,540 0:17,471 0:17,122	0:53,470 0:21,407 0:16,043 0:16,020	0:53,659 0:21,502 0:16,161 0:15,996
Runde 4	0:52,351 0:20,771 0:15,787 0:15,793	0:52,797 0:21,093 0:15,837 0:15,867	0:57,628 0:23,249 0:17,249 0:17,130	2:24,385 0:21,055 0:16,042 1:47,288	0:53,184 0:21,297 0:15,932 0:15,955
Runde 5	0:52,103 0:20,620 0:15,695 0:15,788	0:53,223 0:21,417 0:15,927 0:15,879	0:57,662 0:23,172 0:17,175 0:17,315	0:55,534 0:23,128 0:16,278 0:16,128	0:52,983 0:21,164 0:15,878 0:15,941
Runde 6	0:52,107 0:20,608 0:15,664 0:15,835	0:52,684 0:20,945 0:15,960 0:15,779	0:55,396 0:21,498 0:17,267 0:16,631	0:52,637 0:20,936 0:15,855 0:15,846	0:52,727 0:20,885 0:15,868 0:15,974
Runde 7	0:52,320 0:20,607 0:15,944 0:15,769	0:54,310 0:20,863 0:15,987 0:17,460	0:52,593 0:20,873 0:15,834 0:15,886	0:52,585 0:20,827 0:15,803 0:15,955	0:52,585 0:20,782 0:15,856 0:15,947
Runde 8		1:00,904 0:24,629 0:20,064 0:16,211	0:52,481 0:20,819 0:15,765 0:15,897	0:52,799 0:20,902 0:15,970 0:15,927	
Runde 9		0:52,544 0:21,044 0:15,738 0:15,762	0:52,431 0:20,780 0:15,815 0:15,836	0:52,799 0:20,902 0:15,970 0:15,927	
Runde 10		0:52,151 0:20,732 0:15,629 0:15,790	0:52,431 0:20,780 0:15,815 0:15,836	0:52,335 0:20,704 0:15,774 0:15,857	
Runde 11		0:52,179 0:20,631 0:15,668 0:15,880	0:52,276 0:20,701 0:15,773 0:15,802		

DEUTSCHE KART-MEISTERSCHAFT

Round 4: 02 - 04 / 08 / 2019

KARTING GENK (BEL)



DMSB RegNr 166/19

free practice DSKM (K2) Group 2

Die schnellsten Zeiten

Ort	Nr. Fahrername	Zeit	Streckenl.	Ø Speed
Ziel	234 Longhi,Riccardo	0:51,454	1360 m	95,2 km/h
Sektion 1	234 Longhi,Riccardo	0:20,387	548 m	96,8 km/h
Sektion 2	213 Lundberg,Douglas	0:15,459	366 m	85,2 km/h
Sektion 3	203 Pex,Stan	0:15,550	446 m	103,3 km/h





Smr.236 Lang,Hannah GBR MK Racing		Ziel	Sektion 1	Sektion 2	Sektion 3	Ziel	Sektion 1	Sektion 2	Sektion 3	Ziel	Sektion 1	Sektion 2	Sektion 3	Ziel	Sektion 1	Sektion 2	Sektion 3
theoretisch mögliche Bestzeit 0:52,818		Ziel	Sektion 1	Sektion 2	Sektion 3	Ziel	Sektion 1	Sektion 2	Sektion 3	Ziel	Sektion 1	Sektion 2	Sektion 3	Ziel	Sektion 1	Sektion 2	Sektion 3
best	0:52,818	0:20,875	0:15,970	0:15,973													
Runde 1	1:12,575	0:31,537	0:21,267	0:19,771													
Runde 2	1:00,282	0:26,059	0:17,426	0:16,797													
Runde 3	0:53,896	0:21,433	0:16,274	0:16,189													
Runde 4	0:53,783	0:21,317	0:16,137	0:16,329													
Runde 5	0:53,670	0:21,380	0:16,151	0:16,139													
Runde 6	0:53,808	0:21,148	0:16,438	0:16,222													
Runde 7	0:53,888	0:21,242	0:15,993	0:16,653													
Runde 8	0:52,988	0:20,922	0:16,063	0:16,003													
Runde 9	0:53,034	0:20,887	0:16,002	0:16,145													
Runde 10	0:53,333	0:20,948	0:15,971	0:16,414													
Runde 11	0:52,818	0:20,875	0:15,970	0:15,973													

free practice DSKM (K22) Group 1

Strecke / track: 1360m
 started: 21 classified: 21 not classified: 0

Pos	Str. Nr.	Fahrer / Driver	Nation	Bewerber / Sponsor	Nation	Lizenz R-Lizenz	Chassis / Motor / Reifen	Runden Laps	Differenz	Abstand Gap	beste Runde best Lap	in R. in L.	Geschw. Speed
1	210	DENNER, Emilien	FRA	CPB SPORT	FRA	141283E1 232241	SODI / TM / Vega	7			0:51,311	7	95,4 km/h
2	273	VAN LEEUWEN, Martijn	NLD	KR Motorsport srl	ITA	30816 436754	Kart Republic / Iame / Vega	9	0:00,104	0:00,104	0:51,415	9	95,2 km/h
3	201	FEDERER, Fabian	ITA	SRP Racing Team	DEU	353643 KBF1156791	Maranello / TM / Vega	9	0:00,217	0:00,113	0:51,528	8	95,0 km/h
4	270	SKĀRAS, Emil	SWE	ENERGY CORSE S.R.L.	ITA	199805302198 295423	Energy / TM / Vega	9	0:00,241	0:00,024	0:51,552	9	95,0 km/h
5	221	IGLESIAS, Jérémy	FRA	RS Schumacher Racing Team	DEU	187987 KBF1067587	IPK Praga / IAME / Vega	7	0:00,278	0:00,037	0:51,589	6	94,9 km/h
6	202	PEX, Jorrit	NLD	SP Motorsport	NLD	27382 47253	Kart Republic / TM / Vega	10	0:00,289	0:00,011	0:51,600	10	94,9 km/h
7	231	MILLELL, Noah	SWE	JP RACING	SWE	200007286719 105	Exprit / Vortex / Vega	10	0:00,393	0:00,104	0:51,704	10	94,7 km/h
8	222	PAUL, Maximilian	DEU	DR SRL	ITA	IKB1140086 296449	DR / Modena / Vega	7	0:00,461	0:00,068	0:51,772	7	94,6 km/h
9	223	DAVIES, Dylan	NLD	DR SRL	ITA	19701 296449	DR / Modena / Vega	10	0:00,536	0:00,075	0:51,847	9	94,4 km/h
10	268	SPECKEN, Guust	NLD	Guust Specken	NLD	33443 33443	Birel / Vortex / Vega	9	0:00,586	0:00,050	0:51,897	7	94,3 km/h
11	220	TUBBEN, Max	NLD	CRG Holland	NLD	33495 15521	CRG / TM / Vega	10	0:00,641	0:00,055	0:51,952	10	94,2 km/h
12	264	CYPERS, Thomas	BEL	Thomas Cypers	BEL	909073 909073	CKR / IAME / Vega	10	0:00,667	0:00,026	0:51,978	10	94,2 km/h
13	277	JAVUREK, Dominik	CZE	JOKA RACING	CZE	19AS0193 19AT01111	Birel Art / TM / Vega	9	0:00,710	0:00,043	0:52,021	9	94,1 km/h
14	208	MROSEK, Michael	DEU	Team AK-Racing	AUT	IKC1131164 BK005	Intrepid / TM / Vega	11	0:00,799	0:00,089	0:52,110	11	94,0 km/h
15	271	GLERUM, Robin	NLD	Dirk Glerum	NLD	40449 42552	Birel ART / TM / Vega	11	0:00,809	0:00,010	0:52,120	11	93,9 km/h
16	225	TALAS, Jakub	CZE	JOKA RACING	CZE	19AS0135 19AT01111	Birel Art / TM / Vega	11	0:00,956	0:00,147	0:52,267	11	93,7 km/h
17	267	LIVERIS, Dionisis	GRC	DAEMS RACING TEAM	BEL	3725 910430	Tony Kart / Vortex / Vega	9	0:01,053	0:00,097	0:52,364	9	93,5 km/h
18	216	TORNQVIST PERSSON, Be	SWE	CRG Holland	NLD	199810314592 15521	CRG / TM / Vega	10	0:01,065	0:00,012	0:52,376	10	93,5 km/h
19	218	JOHANSSON, Andreas	SWE	CRG Holland	NLD	199907225875 15521	CRG / TM / Vega	9	0:01,279	0:00,214	0:52,590	9	93,1 km/h
20	252	KALLASMAA, Kaspar	EST	Kaspar Kallasmaa	EST	K916 E115	Energy / TM / Vega	10	0:01,285	0:00,006	0:52,596	10	93,1 km/h
21	224	ALMEIDA, Rodrigo	MOZ	DR SRL	ITA	010 296449	DR / Modena / Vega	9	0:01,304	0:00,019	0:52,615	9	93,1 km/h

Rennleitung: Volker Ehekircher Racedirektor: Horst Seidel
 Sportkommissare: Nikolas Spaderna / Ulrich Bell / Hans-Willi Baumgarten
 Techn. Kommissare: Hans-Jürgen Dangers / M. Grasshoff / C. Schmidt / J. Lawinger / K.L. Ruszczynski / H.-W. Schäfer / A. Sengpiel
 Zeitnahme: KART-DATA timing service Franz Schieszl







DEUTSCHE KART-MEISTERSCHAFT

Round 4: 02 - 04 / 08 / 2019

KARTING GENK (BEL)

DMSB



DMSB RegNr 166/19

free practice DSKM (KZ2) Group 1

Fahrername Driver	Denner Emilien	Van Leeuwen Martijn	Federer Fabian	Skárás Emil	Iglesias Jérémy	Pex Jorrit	Millel Noah	Paul Maximilian	Davies Dylan	Specken Guust	Tubben Max	Cypers Thomas
schnellste Runde in Runde	0:51,311 Rn. 7	0:51,415 Rn. 9	0:51,528 Rn. 8	0:51,552 Rn. 9	0:51,589 Rn. 6	0:51,600 Rn. 10	0:51,704 Rn. 10	0:51,772 Rn. 7	0:51,847 Rn. 9	0:51,897 Rn. 7	0:51,952 Rn. 10	0:51,978 Rn. 10
Speed	95,4 km/h	95,2 km/h	95,0 km/h	95,0 km/h	94,9 km/h	94,9 km/h	94,7 km/h	94,6 km/h	94,4 km/h	94,3 km/h	94,2 km/h	94,2 km/h
Lap 1	1:23,886	1:09,089	1:11,094	1:05,995	1:09,735	1:08,091	1:19,379	1:23,421	1:07,955	1:13,686	1:10,321	1:12,333
Lap 2	1:02,623	1:02,454	0:58,369	0:56,585	1:02,866	1:03,396	1:05,033	1:02,726	0:58,810	0:58,659	0:56,819	0:58,441
Lap 3	0:52,708	0:53,157	0:54,183	0:53,791	0:53,468	1:03,050	1:01,396	0:52,917	0:52,675	0:52,770	0:53,822	0:54,612
Lap 4	0:52,146	0:52,667	3:04,756	2:39,061	0:51,881	0:57,103	0:57,855	0:52,137	0:52,746	0:53,098	0:52,803	0:52,607
Lap 5	0:51,597	0:56,629	0:53,227	1:02,312	0:51,647	0:54,102	1:05,917	0:51,913	0:57,235	0:57,072	0:52,553	0:52,498
Lap 6	0:51,449	2:10,126	0:51,715	0:52,195	0:51,589	0:52,128	0:52,560	0:51,909	0:57,315	0:52,289	0:52,396	0:54,220
Lap 7	0:51,311	0:56,124	0:53,360	0:51,760	0:52,142	0:51,837	0:51,969	0:51,772	0:52,030	0:51,897	0:52,463	0:52,417
Lap 8		0:51,866	0:51,528	0:51,848		0:51,672	0:52,009		0:58,084	0:52,040	0:56,001	1:34,389
Lap 9		0:51,415	0:53,725	0:51,552		0:54,772	0:51,888		0:51,847	0:51,985	0:52,242	0:54,939
Lap 10						0:51,600	0:51,704		0:51,987		0:51,952	0:51,978
Lap 11												






DEUTSCHE KART-MEISTERSCHAFT

Round 4: 02 - 04 / 08 / 2019

KARTING GENK (BEL)

DMSB

DMSB RegNr 166/19

free practice DSKM (KZ2) Group 1





Fahrername Driver	Javurek Dominik	Mrosek Michael	Glerum Robin	Talas Jakub	Liveris Dionisis	Persson Benjamin	Johansson Andreas	Kallasmaa Kaspar	Almeida Rodrigo
schnellste Runde in Runde	0:52,021 Rn. 9	0:52,110 Rn. 11	0:52,120 Rn. 11	0:52,267 Rn. 11	0:52,364 Rn. 9	0:52,376 Rn. 10	0:52,590 Rn. 9	0:52,596 Rn. 10	0:52,615 Rn. 9
Speed	94,1 km/h	94,0 km/h	93,9 km/h	93,7 km/h	93,5 km/h	93,5 km/h	93,1 km/h	93,1 km/h	93,1 km/h
Lap 1	1:06,489	1:16,589	1:10,781	1:07,758	1:12,410	1:20,581	1:13,398	1:20,229	1:15,366
Lap 2	0:56,614	1:02,058	0:58,134	0:56,041	2:36,472	1:05,310	0:55,931	1:05,512	0:58,151
Lap 3	0:53,887	0:55,039	0:54,441	0:54,111	0:59,844	0:59,978	0:54,818	0:59,733	0:54,319
Lap 4	0:53,801	0:53,193	0:53,370	0:53,452	0:53,822	0:55,878	0:53,487	0:55,741	0:53,257
Lap 5	3:00,799	0:52,791	0:53,218	0:53,039	0:53,003	0:53,687	0:53,329	0:53,759	0:52,711
Lap 6	0:54,777	0:53,302	0:52,695	0:52,708	0:52,883	0:53,005	1:35,398	0:53,244	0:52,917
Lap 7	0:52,874	0:52,847	0:52,814	0:52,848	0:52,946	0:55,971	0:53,634	0:52,999	0:52,893
Lap 8	0:52,195	0:52,570	0:52,966	0:53,059	0:54,366	0:52,781	0:52,715	0:52,992	0:55,992
Lap 9	<u>0:52,021</u>	0:52,323	0:55,360	0:52,594	<u>0:52,364</u>	0:52,565	<u>0:52,590</u>	0:55,369	<u>0:52,615</u>
Lap 10		0:52,268	0:52,341	0:52,824		<u>0:52,376</u>			
Lap 11		<u>0:52,110</u>	<u>0:52,120</u>	<u>0:52,267</u>					



DMSB RegNr 166/19

free practice DSKM (K22) Group 1

Ziel		Sektion 1		Sektion 2		Sektion 3	
Fahrername	Zeit	Fahrername	Zeit	Fahrername	Zeit	Fahrername	Zeit
1 210 Denner,Emilien	0:51,311	273 Van Leeuwen,Martijn	0:20,347	210 Denner,Emilien	0:15,417	210 Denner,Emilien	0:15,512
2 273 Van Leeuwen,Martijn	0:51,415	210 Denner,Emilien	0:20,373	270 Skäras,Emil	0:15,471	201 Federer,Fabian	0:15,541
3 201 Federer,Fabian	0:51,528	201 Federer,Fabian	0:20,418	273 Van Leeuwen,Martijn	0:15,495	270 Skäras,Emil	0:15,560
4 270 Skäras,Emil	0:51,552	221 Iglesias,Jérémy	0:20,433	202 Pex,Jorrit	0:15,528	221 Iglesias,Jérémy	0:15,572
5 221 Iglesias,Jérémy	0:51,589	202 Pex,Jorrit	0:20,449	221 Iglesias,Jérémy	0:15,564	273 Van Leeuwen,Martijn	0:15,573
6 202 Pex,Jorrit	0:51,600	270 Skäras,Emil	0:20,502	231 Milell,Noah	0:15,564	202 Pex,Jorrit	0:15,591
7 231 Milell,Noah	0:51,704	222 Paul,Maximilian	0:20,509	277 Javurek,Dominik	0:15,566	231 Milell,Noah	0:15,621
8 222 Paul,Maximilian	0:51,772	231 Milell,Noah	0:20,519	222 Paul,Maximilian	0:15,567	264 Cypers,Thomas	0:15,657
9 223 Davies,Dylan	0:51,847	268 Specken,Guust	0:20,530	201 Federer,Fabian	0:15,569	223 Davies,Dylan	0:15,669
10 268 Specken,Guust	0:51,897	223 Davies,Dylan	0:20,567	223 Davies,Dylan	0:15,611	222 Paul,Maximilian	0:15,673
11 220 Tubben,Max	0:51,952	208 Mrosek,Michael	0:20,588	220 Tubben,Max	0:15,616	268 Specken,Guust	0:15,714
12 264 Cypers,Thomas	0:51,978	220 Tubben,Max	0:20,591	268 Specken,Guust	0:15,619	277 Javurek,Dominik	0:15,730
13 277 Javurek,Dominik	0:52,021	264 Cypers,Thomas	0:20,621	264 Cypers,Thomas	0:15,640	220 Tubben,Max	0:15,745
14 208 Mrosek,Michael	0:52,110	271 Glerum,Robin	0:20,663	271 Glerum,Robin	0:15,679	208 Mrosek,Michael	0:15,756
15 271 Glerum,Robin	0:52,120	277 Javurek,Dominik	0:20,725	225 Talas,Jakub	0:15,734	271 Glerum,Robin	0:15,778
16 225 Talas,Jakub	0:52,267	225 Talas,Jakub	0:20,751	208 Mrosek,Michael	0:15,766	225 Talas,Jakub	0:15,782
17 267 Liveris,Dionisis	0:52,364	216 Tornqvist Persson,Benjar	0:20,780	267 Liveris,Dionisis	0:15,790	267 Liveris,Dionisis	0:15,786
18 216 Tornqvist Persson,Benjar	0:52,376	267 Liveris,Dionisis	0:20,788	216 Tornqvist Persson,Benjar	0:15,792	216 Tornqvist Persson,Benjar	0:15,804
19 218 Johansson,Andreas	0:52,590	224 Almeida,Rodrigo	0:20,858	218 Johansson,Andreas	0:15,821	218 Johansson,Andreas	0:15,845
20 252 Kallasmaa,Kaspar	0:52,596	252 Kallasmaa,Kaspar	0:20,894	252 Kallasmaa,Kaspar	0:15,837	252 Kallasmaa,Kaspar	0:15,865
21 224 Almeida,Rodrigo	0:52,615	218 Johansson,Andreas	0:20,914	224 Almeida,Rodrigo	0:15,855	224 Almeida,Rodrigo	0:15,871

DEUTSCHE KART-MEISTERSCHAFT

Round 4: 02 - 04 / 08 / 2019

KARTING GENK (BEL)

DMSB



DMSB RegNr 166/19

free practice DSKM (K22) Group 1

Die schnellsten Zeiten

Ort	Nr. Fahrername	Zeit	Streckenl.	Ø Speed
Ziel	210 Denner, Emilien	0:51,311	1360 m	95,4 km/h
Sektion 1	273 Van Leeuwen, Martijn	0:20,347	548 m	97,0 km/h
Sektion 2	210 Denner, Emilien	0:15,417	366 m	85,5 km/h
Sektion 3	210 Denner, Emilien	0:15,512	446 m	103,5 km/h


	Stnr.210 Denner,Emilien FRA CPB SPORT theoretisch mögliche Bestzeit 0:51,302	Stnr.273 Van Leeuwen,Martijn MLD KR Motorsport srl theoretisch mögliche Bestzeit 0:51,415	Stnr.201 Federer,Fabian ITA SRP Racing Team theoretisch mögliche Bestzeit 0:51,528	Stnr.270 Skärns,Emil SWE ENERGY CORSE S.R.L. theoretisch mögliche Bestzeit 0:51,533	Stnr.221 Iglesias,Jérémy FRA RS Schumacher Racing Team theoretisch mögliche Bestzeit 0:51,569
best	Ziel Sektion 1 Sektion 2 Sektion 3 0:51,311 0:20,373 0:15,417 0:15,512	Ziel Sektion 1 Sektion 2 Sektion 3 0:51,415 0:20,347 0:15,495 0:15,573	Ziel Sektion 1 Sektion 2 Sektion 3 0:51,528 0:20,418 0:15,569 0:15,541	Ziel Sektion 1 Sektion 2 Sektion 3 0:51,552 0:20,502 0:15,471 0:15,560	Ziel Sektion 1 Sektion 2 Sektion 3 0:51,589 0:20,433 0:15,564 0:15,572
Runde 1	1:23,886 0:38,290 0:24,990 0:20,606	1:09,089 0:30,017 0:20,657 0:18,415	1:11,094 0:31,520 0:19,904 0:19,670	1:05,995 0:28,669 0:19,276 0:18,050	1:09,735 0:31,623 0:19,814 0:18,298
Runde 2	1:02,623 0:27,707 0:18,612 0:16,304	1:02,454 0:26,281 0:19,917 0:16,256	0:58,369 0:23,698 0:17,714 0:16,957	0:56,585 0:22,979 0:17,044 0:16,562	1:02,866 0:25,851 0:19,019 0:17,996
Runde 3	0:52,708 0:21,076 0:15,864 0:15,768	0:53,157 0:21,329 0:15,929 0:15,899	0:54,183 0:21,692 0:16,569 0:15,922	0:53,791 0:21,594 0:16,254 0:15,943	0:53,468 0:21,053 0:16,614 0:15,801
Runde 4	0:52,146 0:20,780 0:15,695 0:15,671	0:52,667 0:20,826 0:15,801 0:16,040	3:04,756 0:21,154 0:16,326 2:27,276	2:39,061 0:21,157 0:16,299 2:01,605	0:51,881 0:20,626 0:15,578 0:15,677
Runde 5	0:51,597 0:20,491 0:15,533 0:15,573	0:56,629 0:20,840 0:15,756 0:20,033	0:53,227 0:21,603 0:15,828 0:15,796	1:02,312 0:27,120 0:18,535 0:16,657	0:51,647 0:20,475 0:15,564 0:15,608
Runde 6	0:51,449 0:20,373 0:15,521 0:15,555	2:10,126 0:23,366 0:16,270 1:30,490	0:51,715 0:20,521 0:15,597 0:15,971	0:52,195 0:20,794 0:15,755 0:15,646	0:51,589 0:20,433 0:15,584 0:15,572
Runde 7	0:51,311 0:20,382 0:15,417 0:15,512	0:56,124 0:23,610 0:16,520 0:15,994	0:53,360 0:21,547 0:16,101 0:15,712	0:51,760 0:20,583 0:15,617 0:15,560	0:52,142 0:20,643 0:15,688 0:15,811
Runde 8		0:51,866 0:20,638 0:15,591 0:15,637	0:51,528 0:20,418 0:15,569 0:15,541	0:51,848 0:20,619 0:15,598 0:15,631	
Runde 9		0:51,415 0:20,347 0:15,495 0:15,573	0:53,725 0:21,510 0:16,184 0:16,031	0:51,552 0:20,502 0:15,471 0:15,579	
Runde 10					

DEUTSCHE KART-MEISTERSCHAFT

Round 4: 02 - 04 / 08 / 2019

KARTING GENK (BEL)





DMSB RegNr 166/19

free practice DSKM (K22) Group 1

Die schnellsten Zeiten

Ort	Nr. Fahrername	Zeit	Streckenl.	Ø Speed
Ziel	210 Denner, Emilien	0:51,311	1360 m	95,4 km/h
Sektion 1	273 Van Leeuwen, Marijtin	0:20,347	548 m	97,0 km/h
Sektion 2	210 Denner, Emilien	0:15,417	366 m	85,5 km/h
Sektion 3	210 Denner, Emilien	0:15,512	446 m	103,5 km/h


	Smr.202 Pex,Jorrit NLD SP Motorsport			Smr.231 Miel!,Noah SWE JP RACING			Smr.222 Paul,Maximilian DEU DR SRL			Smr.223 Davies,Dylan NLD DR SRL			Smr.268 Specken,Guust NLD Guust Specken								
	theoretisch mögliche Bestzeit	Ziel	Sektion 3	theoretisch mögliche Bestzeit	Ziel	Sektion 3	theoretisch mögliche Bestzeit	Ziel	Sektion 3	theoretisch mögliche Bestzeit	Ziel	Sektion 3	theoretisch mögliche Bestzeit	Ziel	Sektion 3						
best	0:51,600	0:20,449	0:15,528	0:15,591	0:51,704	0:20,519	0:15,564	0:15,621	0:51,772	0:20,509	0:15,567	0:15,673	0:51,847	0:20,567	0:15,611	0:15,669	0:51,897	0:20,530	0:15,619	0:15,714	
Runde 1	1:08,091	0:28,787	0:19,490	0:19,814	1:19,379	0:34,452	0:22,212	0:22,715	1:23,421	0:37,812	0:25,070	0:20,539	1:07,955	0:26,371	0:21,164	0:20,420	1:13,686	0:31,583	0:21,550	0:20,553	
Runde 2	1:03,396	0:25,698	0:18,885	0:18,813	1:05,033	0:26,594	0:19,026	0:19,413	1:02,726	0:27,681	0:18,707	0:16,338	0:58,810	0:26,154	0:16,598	0:16,058	0:58,659	0:25,912	0:16,569	0:16,178	
Runde 3	1:03,050	0:25,369	0:19,653	0:18,028	1:01,396	0:25,910	0:18,197	0:17,289	0:52,917	0:21,098	0:15,978	0:15,841	0:52,675	0:20,920	0:15,889	0:15,866	0:52,770	0:21,010	0:15,886	0:15,874	
Runde 4	0:57,103	0:23,741	0:16,653	0:16,709	0:57,855	0:23,345	0:17,658	0:16,852	0:52,137	0:20,631	0:15,778	0:15,728	0:52,746	0:20,782	0:16,084	0:15,880	0:53,098	0:20,888	0:16,262	0:15,948	
Runde 5	0:54,102	0:21,797	0:16,280	0:16,025	1:05,917	0:28,273	0:21,390	0:16,254	0:51,913	0:20,541	0:15,650	0:15,722	0:57,235	0:22,056	0:16,880	0:18,299	0:57,072	0:21,795	0:18,124	0:17,153	
Runde 6	0:52,128	0:20,670	0:15,780	0:15,678	0:52,560	0:20,959	0:15,814	0:15,787	0:51,909	0:20,509	0:15,661	0:15,739	0:57,315	0:24,029	0:17,500	0:15,786	0:52,289	0:20,831	0:15,693	0:15,765	
Runde 7	0:51,887	0:20,550	0:15,655	0:15,632	0:51,969	0:20,590	0:15,679	0:15,700	0:51,772	0:20,532	0:15,567	0:15,673	0:52,030	0:20,632	0:15,664	0:15,734	0:51,897	0:20,530	0:15,619	0:15,748	
Runde 8	0:51,672	0:20,449	0:15,614	0:15,609	0:52,009	0:20,672	0:15,646	0:15,691					0:58,084	0:21,517	0:20,392	0:16,175	0:52,040	0:20,655	0:15,645	0:15,740	
Runde 9	0:54,772	0:21,957	0:16,922	0:15,893	0:51,888	0:20,589	0:15,580	0:15,719					0:51,847	0:20,567	0:15,611	0:15,669	0:51,985	0:20,652	0:15,619	0:15,714	
Runde 10	0:51,600	0:20,481	0:15,528	0:15,591	0:51,704	0:20,519	0:15,564	0:15,621					0:51,987	0:20,646	0:15,617	0:15,724	0:51,985	0:20,600	0:15,868		
Runde 11																					

DEUTSCHE KART-MEISTERSCHAFT

Round 4: 02 - 04 / 08 / 2019

KARTING GENK (BEL)






DMSB RegNr 166/19

free practice DSKM (K22) Group 1

Die schnellsten Zeiten

Ort	Nr. Fahrername	Zeit	Streckenl.	Ø Speed
Ziel	210 Denner, Emilien	0:51,311	1360 m	95,4 km/h
Sektion 1	273 Van Leeuwen, Marijtin	0:20,347	548 m	97,0 km/h
Sektion 2	210 Denner, Emilien	0:15,417	366 m	85,5 km/h
Sektion 3	210 Denner, Emilien	0:15,512	446 m	103,5 km/h


	Smr.220 Tubben,Max NLD CRG Holland		Smr.264 Cypers,Thomas BEL Thomas Cypers		Smr.277 Javurek,Dominik CZE JOKA RACING		Smr.208 Mrosek,Michael DEU Team AK-Racing		Smr.271 Glerum,Robin NLD Dirk Glerum				
	theoretisch mögliche Bestzeit	Ziel	theoretisch mögliche Bestzeit	Ziel	theoretisch mögliche Bestzeit	Ziel	theoretisch mögliche Bestzeit	Ziel	theoretisch mögliche Bestzeit	Ziel			
best	0:51,952	0:20,591	0:15,616	0:15,745	0:51,918	0:51,978	0:20,621	0:15,640	0:15,657	0:52,120	0:20,663	0:15,679	0:15,778
Runde 1	1:10,321	0:30,738	0:20,417	0:19,166	0:19,304	1:12,333	0:32,543	0:20,486	0:19,304	1:10,781	0:31,606	0:20,020	0:19,155
Runde 2	0:56,819	0:23,170	0:16,873	0:16,776	0:17,078	0:58,441	0:24,012	0:17,351	0:17,078	0:58,134	0:23,917	0:17,314	0:16,903
Runde 3	0:53,822	0:21,818	0:16,017	0:15,987	0:16,067	0:54,612	0:22,216	0:16,329	0:16,067	0:55,039	0:22,478	0:16,307	0:16,254
Runde 4	0:52,803	0:20,866	0:16,017	0:15,920	0:15,909	0:52,607	0:20,882	0:15,816	0:15,909	0:53,193	0:21,268	0:15,964	0:15,961
Runde 5	0:52,553	0:20,879	0:15,835	0:15,839	0:15,885	0:52,498	0:20,756	0:15,857	0:15,885	0:52,791	0:21,042	0:15,840	0:15,909
Runde 6	0:52,396	0:20,753	0:15,777	0:15,866	0:16,299	0:54,220	0:21,248	0:16,673	0:16,299	0:53,302	0:20,944	0:16,356	0:16,002
Runde 7	0:52,463	0:20,774	0:15,814	0:15,875	0:15,764	0:52,417	0:20,919	0:15,734	0:15,764	0:52,847	0:20,949	0:15,965	0:15,933
Runde 8	0:56,001	0:23,208	0:16,474	0:16,319	0:16,319	1:34,389	0:20,621	0:15,752	0:16,319	0:52,570	0:20,848	0:15,869	0:15,853
Runde 9	0:52,242	0:20,671	0:15,765	0:15,806	0:15,806	0:54,939	0:23,349	0:15,844	0:15,746	0:52,323	0:20,726	0:15,795	0:15,802
Runde 10	0:51,952	0:20,591	0:15,616	0:15,745	0:15,745	0:51,978	0:20,681	0:15,640	0:15,657	0:52,268	0:20,690	0:15,806	0:15,772
Runde 11										0:52,110	0:20,588	0:15,766	0:15,756

DEUTSCHE KART-MEISTERSCHAFT

Round 4: 02 - 04 / 08 / 2019

KARTING GENK (BEL)







DMSB RegNr 166/19

free practice DSKM (K22) Group 1

Die schnellsten Zeiten

Ort	Nr. Fahrername	Zeit	Streckenl.	Ø Speed
Ziel	210 Denner, Emilien	0:51,311	1360 m	95,4 km/h
Sektion 1	273 Van Leeuwen, Marijtin	0:20,347	548 m	97,0 km/h
Sektion 2	210 Denner, Emilien	0:15,417	366 m	85,5 km/h
Sektion 3	210 Denner, Emilien	0:15,512	446 m	103,5 km/h


	Smr.225 Talas,Jakub CZE JOKA RACING	Smr.267 Liveris,Dionisis GRC DAEMS RACING TEAM	Smr.216 Tornqvist Persson,Benjamin SWE CRG Holland	Smr.218 Johansson,Andreas SWE CRG Holland	Smr.252 Kallasmaa,Kaspar EST Kaspar Kallasmaa
best	theoretisch mögliche Bestzeit 0:52,267 Ziel Sektion 1 Sektion 2 Sektion 3 0:52,267 0:20,751 0:15,734 0:15,782	theoretisch mögliche Bestzeit 0:52,364 Ziel Sektion 1 Sektion 2 Sektion 3 0:52,364 0:20,788 0:15,790 0:15,786	theoretisch mögliche Bestzeit 0:52,376 Ziel Sektion 1 Sektion 2 Sektion 3 0:52,376 0:20,780 0:15,792 0:15,804	theoretisch mögliche Bestzeit 0:52,580 Ziel Sektion 1 Sektion 2 Sektion 3 0:52,590 0:20,914 0:15,821 0:15,845	theoretisch mögliche Bestzeit 0:52,596 Ziel Sektion 1 Sektion 2 Sektion 3 0:52,596 0:20,894 0:15,837 0:15,865
Runde 1	1:07,758 0:30,969 0:19,007 0:17,782	1:12,410 0:31,204 0:20,474 0:20,732	1:20,581 0:36,768 0:22,304 0:21,509	1:13,398 0:34,125 0:20,837 0:18,436	1:20,229 0:36,634 0:22,137 0:21,458
Runde 2	0:56,041 0:23,158 0:16,464 0:16,419	2:36,472 0:24,590 0:19,233 1:52,649	1:05,310 0:27,217 0:19,140 0:18,953	0:55,931 0:22,957 0:16,584 0:16,390	1:05,512 0:27,667 0:18,810 0:19,035
Runde 3	0:54,111 0:21,678 0:16,390 0:16,043	0:59,844 0:25,137 0:18,074 0:16,633	0:59,978 0:24,170 0:17,865 0:17,943	0:54,818 0:21,174 0:17,314 0:16,330	0:59,733 0:24,006 0:17,789 0:17,938
Runde 4	0:53,452 0:21,156 0:16,320 0:15,976	0:53,822 0:21,367 0:16,388 0:16,067	0:55,878 0:22,800 0:16,834 0:16,244	0:53,487 0:21,294 0:16,108 0:16,085	0:55,741 0:22,811 0:16,718 0:16,212
Runde 5	0:53,039 0:21,039 0:15,930 0:16,070	0:53,003 0:20,924 0:16,054 0:16,025	0:53,687 0:21,629 0:16,057 0:16,001	0:53,329 0:21,154 0:16,051 0:16,124	0:53,759 0:21,654 0:16,067 0:16,038
Runde 6	0:52,708 0:20,930 0:15,878 0:15,900	0:52,883 0:20,945 0:15,988 0:15,950	0:53,005 0:21,061 0:15,962 0:15,982	1:35,398 0:21,015 0:16,036 0:58,347	0:53,244 0:21,189 0:16,052 0:16,003
Runde 7	0:52,848 0:20,925 0:15,942 0:15,981	0:52,946 0:21,002 0:15,945 0:15,999	0:55,971 0:21,560 0:18,202 0:16,209	0:53,634 0:21,365 0:16,186 0:16,083	0:52,999 0:21,014 0:15,982 0:16,003
Runde 8	0:53,059 0:21,133 0:15,962 0:15,964	0:54,366 0:21,641 0:16,817 0:15,908	0:52,781 0:20,952 0:15,967 0:16,209	0:52,715 0:20,948 0:15,821 0:15,946	0:52,992 0:21,007 0:15,917 0:16,068
Runde 9	0:52,594 0:20,835 0:15,823 0:15,936	0:52,364 0:20,788 0:15,790 0:15,786	0:52,565 0:20,814 0:15,920 0:15,831	0:52,590 0:20,914 0:15,831 0:15,845	0:55,369 0:22,509 0:16,831 0:16,029
Runde 10	0:52,824 0:20,960 0:15,933 0:15,931		0:52,376 0:20,780 0:15,792 0:15,804		0:52,596 0:20,894 0:15,837 0:15,865
Runde 11	0:52,267 0:20,751 0:15,734 0:15,782				

DEUTSCHE KART-MEISTERSCHAFT

Round 4: 02 - 04 / 08 / 2019

KARTING GENK (BEL)



DMSB RegNr 166/19

free practice DSKM (K22) Group 1

Die schnellsten Zeiten

Ort	Nr. Fahrername	Zeit	Streckenl.	Ø Speed
Ziel	210 Denner, Emilien	0:51,311	1360 m	95,4 km/h
Sektion 1	273 Van Leeuwen, Marlijn	0:20,347	548 m	97,0 km/h
Sektion 2	210 Denner, Emilien	0:15,417	366 m	85,5 km/h
Sektion 3	210 Denner, Emilien	0:15,512	446 m	103,5 km/h

Snr.224 Almeida,Rodrigo MOZ DR SRL		Ziel	Sektion 1	Sektion 2	Sektion 3	Ziel	Sektion 1	Sektion 2	Sektion 3	Ziel	Sektion 1	Sektion 2	Sektion 3
theoretisch mögliche Bestzeit: 0:52,584		Ziel	Sektion 1	Sektion 2	Sektion 3	Ziel	Sektion 1	Sektion 2	Sektion 3	Ziel	Sektion 1	Sektion 2	Sektion 3
best	0:52,615	0:20,858	0:15,855	0:15,871									
Runde 1	1:15,366	0:32,590	0:23,598	0:19,178									
Runde 2	0:58,151	0:25,179	0:16,699	0:16,273									
Runde 3	0:54,319	0:21,440	0:16,545	0:16,334									
Runde 4	0:53,257	0:21,475	0:15,877	0:15,905									
Runde 5	0:52,711	0:20,881	0:15,879	0:15,951									
Runde 6	0:52,917	0:21,138	0:15,908	0:15,871									
Runde 7	0:52,893	0:20,981	0:15,987	0:15,925									
Runde 8	0:55,992	0:23,817	0:16,146	0:16,029									
Runde 9	0:52,615	0:20,858	0:15,855	0:15,902									
Runde 10													