

DKM
DEUTSCHE KART-MEISTERSCHAFT



Ergebnisse Results DKM

INT. ADAC-KARTRENNEN

GENK

02. - 04. August 2019

- Deutsche Kart-Meisterschaft (DKM)
- Deutsche Junioren-Kart-Meisterschaft (DJKM)
- Deutsche Schaltkart-Meisterschaft (DSKM)
- DMSB-Schaltkart-Cup (DSKC)
- Deutsche Elektro-Kart-Meisterschaft (DEKM)

vorläufig - ohne Gewähr

Pos	StNr.	Fahrer	Nation	Bewerber/Sponsor	Nation	Lizenz B-Lizenz	Chassis/Motor/Reifen	Siege	Gesamt- punkte	Lonsato (ITA)				Wackersdorf				Kerpen				Genk				
										TQ	Heats	Race 1	Race 2	TQ	Heats	Race 1	Race 2	TQ	Heats	Race 1	Race 2	TQ	Heats	Race 1	Race 2	
1	2	Sasse, Hugo	DEU	TB Racing Team	DEU	IKC1147248 KBF116906 265302	Kart Republic / IAME / Vega	2	172	10	16	11	5	15	25	5	10	16	13	1	9	25	11			
2	1	Thompson, Harry	GBR	Ricky Flynn Motorsport	GBR	162392 297878	FA Kart / Vortex / Vega	3	148	8	11	16					1	12	25	25	5	15	5	25		
3	84	Travisanutto, Lorenzo	ITA	CV Performance Group	DEU	KBF1141781 36154	KR / IAME / Vega	2	141	15	25	20	6	20	25									10	20	
4	4	Haverkort, Kas	NLD	CRG Keijzer racing	NLD	28613 IKA1138542	CRG / TM / Vega	1	129	5	12	20	25				5	15	20					1	16	
5	34	Arnold, Felix	DEU	TB Racing Team	DEU	KBF116906 55995	KR / IAME / Vega		104		9	8				9	16			9	11	10		7	16	9
6	20	Ögaard, Sebastian	DNK	Ward Racing	SWE	102	Tony Kart / Vortex / Vega		100	3	6	7	6	4	7	10				7	7	8		8	7	20
7	13	Tauscher, Alexander	DEU	Junior TEAM75	DEU	IKC1162751 KBF1154079 IKCR1162845	Kart Republic / IAME / Vega		97		6	10					8	20			9	20		6	13	5
8	14	Dörr, Ben	DEU	TB Racing Team	DEU	KBF116906 19519	KR / IAME / Vega		87	9	13	1		8	9	3				2	16		3	12	10	1
9	53	Sizov, Aleksey	RUS	TB Racing Team	DEU	KBF116906 298409	KR / IAME / Vega		56	4	10	9		9	13	11										
10	16	Griggs, Luca	GBR	Kartshop Ampfing	DEU	KBF108764 59991	Tony Kart / TM / Vega		53					1	2	2	7			6	13	9		1	9	3
11	99	Buus, Bastian	DNK	RS Competition	DNK	36053	Tony Kart / Vortex / Vega		47	1	7	4	4				6	13			2			2	8	
12	7	Träger, Niels	DEU	CRG Keijzer racing	NLD	IKC1139697 28613	CRG / TM / Vega		46					3	12	1	6				5	11		2	6	
13	6	Hantke, Nico	DEU	3G Racing	DEU	IKC1145936 KBF1164077 35786	Tony Kart / IAME / Vega		42		5	7		10	11	4							5			
14	8	Liwinski, David	NLD	BIREL ART RACING KSW	AUT	BK102 500212	Birel Art / IAME / Vega		32	2	8										6	6				10
15	36	Anderrüti, Leandro	CHE	RS Schumacher Racing Team	DEU	KBF1067587 IKC1164486	IPK-Praga / TM / Vega		31	1	3	13		1							1	4		5	3	
16	28	O' dey, Levi	DEU	RS Schumacher Racing Team	DEU	KBF1067587 IKC1173298	Praga / TM / Vega		31								2				8	8	2	3		8
17	43	Wiskirchen, Moritz	DEU	TB Racing Team	DEU	KBF116906 IKC1136804	KR / IAME / Vega		30								8			5	10	7				
18	17	Füngeling, Luke Brandon	DEU	Valier Motorsport	DEU	KBF1063735 505145	KR / IAME / Vega		29		2	3												11	13	
19	27	Born, Miklas	CHE	Innovate Competition	CHE	500033 IKC1167350	Exprit / IAME / Vega		23					7	16											
20	10	Ried, Jonas	DEU	Salgat Motorsport	DEU	KBF1079882 36980	Birel Art / TM / Vega		20	5	1			5	1						4					4
21	21	Van Vark, Lars	NLD	TB Racing Team	DEU	KBF116906 IKC1179312	KR / IAME / Vega		19				5								4	3				7
22	11	Mesch, Joel	DEU	TB Racing Team	DEU	KBF116906 65659	KR / IAME / Vega		16								3				3			4	6	
23	37	Degnbøl, Noah	DNK	RS Competition	DNK	36053 IKC1161254	Tony Kart / Vortex / Vega		9								3							4	2	
24	77	Tramnitz, Tim	DEU	Salgat Motorsport	DEU	KBF1079882 41614	Birel Art / TM / Vega		6			2					4									
25	38	Friis, Julie	DNK	TK Racing	DNK	52208 19KC0002	FA Kart / TM / Vega		6	3													3			
26	26	Han, Chenyu	CHN	Rosberg Racing Academy	DEU	KBF116906 19AS0129	KR / IAME / Vega		5								5									
27	31	Belhocine, Sebastien	CZE	Strnadel Motorsport	CZE	18AT01511 IKCR1179397	KR / IAME / Vega		3												3					
28	15	Bönighausen, Colin Jamie	DEU	TB Racing Team	DEU	KBF116906 IKC1151450	KR / IAME / Vega		1															1		
29	48	Kramer, Pablo	DEU	Valier Motorsport	DEU	KBF1063735	SODI / IAME / Vega		1												1					

R 23 DKM (OK) Race 2

Strecke / track: 1360m

fastest Lap David LIWINSKI at: 0:52,477

started: 34 classified: 34 not classified: 0

Pos	Str. Nr.	Fahrer Driver	Nation	Bewerber / Sponsor	Nation	Lizenz R-Lizenz	Chassis / Motor / Reifen	Points	Penalty	Runden Laps	Gesamtzeit Differenz	Abstand Gap	beste Runde best Lap	in R. in L.	o Geschw. o Speed
1	1	THOMPSON, Harry	GBR	Ricky Flynn Motorsport	GBR	265302 162392	FA Kart / Vortex / Vega	25		19	16:57,903		0:52,662	15	91,4 km/h 93 km/h
2	20	ÖGAARD, Sebastian	DNK	Ward Racing	SWE	55995 102	Tony Kart / Vortex / Vega	20		19	16:59,013 0:01,110	0:01,110	0:52,766	15	91,3 km/h 92,8 km/h
3	4	HAVERKORT, Kas	NLD	CRG Keijzer racing	NLD	36154 28613	CRG / TM / Vega	16		19	16:59,518 0:01,615	0:00,505	0:52,789	15	91,2 km/h 92,7 km/h
4	17	FÜNGELING, Luke Brandon	DEU	Valier Motorsport	DEU	IKT1136804 KBF1063735	KR / IAME / Vega	13		19	16:59,994 0:02,091	0:00,476	0:52,648	16	91,2 km/h 93 km/h
5	2	SASSE, Hugo	DEU	TB Racing Team	DEU	IKT1147248 KBF1116906	Kart Republic / IAME / Vega	11		19	17:00,262 0:02,359	0:00,268	0:52,806	16	91,2 km/h 92,7 km/h
6	60	PAUWELS, Kobe	BEL	CV Performance Group	DEU	910066 KBF1141781	KR / IAME / Vega	*		19	17:01,433 0:03,530	0:01,171	0:52,500	10	91,1 km/h 93,3 km/h
7	8	LIWINSKI, David	NLD	BIREL ART RACING KSW	AUT	35786 BK102	Birel Art / IAME / Vega	10		19	17:01,755 0:03,852	0:00,322	0:52,477	10	91 km/h 93,3 km/h
8	34	ARNOLD, Felix	DEU	TB Racing Team	DEU	IKA1138542 KBF1116906	KR / IAME / Vega	9		19	17:03,485 0:05,82	0:01,730	0:52,928	15	90,9 km/h 92,5 km/h
9	28	O' DEY, Levi	DEU	RS Schumacher Racing Team	DEU	IKT1164486 KBF1067587	Praga / TM / Vega	8		19	17:06,947 0:09,044	0:03,462	0:52,964	14	90,6 km/h 92,4 km/h
10	21	VAN VARK, Lars	NLD	TB Racing Team	DEU	36980 KBF1116906	KR / IAME / Vega	7		19	17:07,459 0:09,556	0:00,512	0:52,701	10	90,5 km/h 92,9 km/h
11	7	TRÖGER, Niels	DEU	CRG Keijzer racing	NLD	IKT1139697 28613	CRG / TM / Vega	6		19	17:07,632 0:09,729	0:00,173	0:52,626	12	90,5 km/h 93 km/h
12	13	TAUSCHER, Alexander	DEU	Junior TEAM75	DEU	IKT1162751 KBF1154079	Kart Republic / IAME / Vega	5	5 sec.	19	17:08,269 0:10,366	0:00,637	0:52,653	15	90,5 km/h 93 km/h
13	10	RIED, Jonas	DEU	Solgat Motorsport	DEU	IKT1167350 KBF1079882	Birel Art / TM / Vega	4		19	17:08,979 0:11,076	0:00,710	0:52,587	16	90,4 km/h 93,1 km/h
14	16	GRIGGS, Luca	GBR	Kartshop Ampfing	DEU	298409 KBF1108764	Tony Kart / TM / Vega	3		19	17:09,047 0:11,144	0:00,068	0:52,882	18	90,4 km/h 92,6 km/h
15	37	DEGNBOL, Noah	DNK	RS Competition	DNK	65659 36053	Tony Kart / Vortex / Vega	2		19	17:09,895 0:11,992	0:00,848	0:52,880	16	90,3 km/h 92,6 km/h
16	14	DÖRR, Ben	DEU	TB Racing Team	DEU	IKR1162845 KBF1116906	KR / IAME / Vega	1		19	17:11,414 0:13,511	0:01,519	0:52,970	15	90,2 km/h 92,4 km/h
17	11	MESCH, Joel	DEU	TB Racing Team	DEU	IKT1179312 KBF1116906	KR / IAME / Vega	0		19	17:12,099 0:14,196	0:00,685	0:52,853	15	90,1 km/h 92,6 km/h
18	99	BUUS, Bastian	DNK	RS Competition	DNK	59991 36053	Tony Kart / Vortex / Vega	0		19	17:13,351 0:15,448	0:01,252	0:53,018	9	90 km/h 92,3 km/h
19	43	WISKIRCHEN, Moritz	DEU	TB Racing Team	DEU	IKT1173298 KBF1116906	KR / IAME / Vega	0		19	17:13,433 0:15,530	0:00,082	0:52,849	17	90 km/h 92,6 km/h
20	38	FRIIS, Julie	DNK	TK Racing	DNK	41614 52208	FA Kart / TM / Vega	0		19	17:17,273 0:19,370	0:03,840	0:52,776	15	89,7 km/h 92,8 km/h
21	29	HOLZEM, Sandro	DEU	Lanari Racing Team	DEU	IKT1195323 KBF1159049	Kart Republic / Parilla / Vega	0		19	17:17,345 0:19,442	0:00,072	0:52,936	12	89,7 km/h 92,5 km/h
22	31	BELHOCINE, Sebastien	CZE	Srnadel Motorsport	CZE	19AS0129 18AT01511	KR / IAME / Vega	0		19	17:18,744 0:20,841	0:01,399	0:53,192	14	89,6 km/h 92 km/h
23	30	HOLZEM, Juliano	DEU	Lanari Racing Team	DEU	IKT1195324 KBF1159049	Kart Republic / Parilla / Vega	0	5 sec.	19	17:18,914 0:21,011	0:00,170	0:52,805	14	89,5 km/h 92,7 km/h
24	39	BRADAL, Rasmus	DNK	RS Competition	DNK	39340 36053	Tony Kart / Vortex / Vega	0	5 sec.	19	17:20,782 0:22,879	0:01,868	0:52,706	12	89,4 km/h 92,9 km/h
25	41	MEYER HANSEN, Mikkel	DNK	Racing Motor DK	DNK	36477 03587	Kali Kart / TM / Vega	0		19	17:20,869 0:22,966	0:00,087	0:53,414	12	89,4 km/h 91,7 km/h
26	24	LAGROTTERIA, Antonio	CHE	Innovate Competition	CHE	500238 500033	Exprit / Iame / Vega	0		19	17:21,499 0:23,596	0:00,630	0:53,234	10	89,3 km/h 92 km/h
27	48	KRAMER, Pablo	DEU	Valier Motorsport	DEU	IKT1151450 KBF1063735	SODI / IAME / Vega	0		19	17:26,609 0:28,706	0:05,110	0:53,275	12	88,9 km/h 91,9 km/h
28	45	KELSTRUP, Georg	SWE	TK Racing	DNK	200407023050 52208	FA Kart / TM / Vega	0		19	17:27,479 0:29,576	0:00,870	0:53,672	13	88,8 km/h 91,2 km/h
29	54	DI PRIMA, Livio	CHE	Solgat Motorsport	DEU	500260 KBF1079882	Birel Art / IAME / Vega	0	5 sec.	19	17:30,696 0:32,793	0:03,217	0:53,131	12	88,5 km/h 92,1 km/h
30	18	ROSAM, Max	DEU	TR Motorsport	DEU	IKT1162238 KBF1080519	Jesolo / TM / Vega	0	5 sec.	19	17:38,191 0:40,288	0:07,495	0:53,917	11	87,9 km/h 90,8 km/h
31	84	TRAVISANUTTO, Lorenzo	ITA	CV Performance Group	DEU	297878 KBF1141781	KR / IAME / Vega	0		10	9:00,472 9 R	9 R	0:52,821	10	90,6 km/h 92,7 km/h
32	12	KNOPP, Josef	CZE	TB Racing Team	DEU	19AS0120 KBF1116906	KR / IAME / Vega	0		9	8:25,993 10 R	1 R	0:53,714	7	87,1 km/h 91,1 km/h
33	36	ANDERRÜTI, Leandro	CHE	RS Schumacher Racing Team	DEU	500212 KBF1067587	IPK-Praga / TM / Vega	0		7	6:33,148 12 R	2 R	0:54,621	4	87,2 km/h 89,6 km/h
34	25	WEIMANN, Jule	DEU	Solgat Motorsport	DEU	IKT1159312 KBF1079882	Birel Art / TM / Vega	0	5 sec.	7	6:38,583 12 R	0:05,435	0:53,992	5	86 km/h 90,7 km/h

SiNr. 39,18,54,25 5 sec penalty Frontfairing

SiNr. 30 5 sec penalty overtaking under yellow

SiNr. 13 5 sec penalty

Rennleitung: Volker Ehekircher Racedirektor: Horst Seidel

Sportkommissare: Nikolas Spaderna / Ulrich Bell / Hans-Willi Baumgarten


Techn. Kommissare: Hans-Jürgen Dangers / M. Grasshoff / C. Schmidt / J. Lawinger / K.L. Ruszczyński / H.-W. Schäfer / A. Sengpiel

Zeitnahme: KART-DATA timing service Franz Schieszler

Zeitnahme / timekeeping

control 
Franz Schieszler

freigegeben: 17:09:23



R 23 DKM (OK) Race 2

Fahrername Driver	Thompson Harry	Ögaard Sebastian	Haverkort Kas	Füngling Luke Brandon	Sasse Hugo	Pauwels Kobe	Liwinski David	Arnold Felix	O'dey Levi	Van Vark Lars	Tröger Niels	Tauscher Alexander
schleunigste Runde	0:52,662 Rn. 15	0:52,766 Rn. 15	0:52,789 Rn. 15	0:52,648 Rn. 16	0:52,806 Rn. 16	0:52,500 Rn. 10	0:52,477 Rn. 10	0:52,928 Rn. 15	0:52,964 Rn. 14	0:52,701 Rn. 10	0:52,626 Rn. 12	0:52,653 Rn. 15
Speed	93,0 km/h	92,8 km/h	92,7 km/h	93,0 km/h	92,7 km/h	93,3 km/h	93,3 km/h	92,5 km/h	92,4 km/h	92,9 km/h	93,0 km/h	93,0 km/h
Lap 1	0:57,729	0:57,428	0:58,420	0:58,425	0:56,277	0:59,021	0:59,318	0:57,625	0:58,429	0:59,734	0:59,013	0:57,715
Lap 2	0:55,630	0:55,636	0:55,941	0:56,196	0:55,158	0:55,681	0:56,214	0:55,896	0:56,297	0:55,617	0:55,754	0:57,283
Lap 3	0:54,153	0:54,773	0:54,506	0:55,236	0:54,651	0:56,176	0:56,004	0:54,739	0:55,921	0:55,385	0:56,699	0:55,473
Lap 4	0:53,659	0:53,843	0:53,540	0:53,853	0:53,932	0:53,569	0:54,870	0:54,043	0:54,150	0:55,001	0:55,089	0:54,024
Lap 5	0:53,312	0:53,510	0:53,309	0:54,068	0:53,719	0:54,260	0:53,376	0:53,980	0:54,289	0:53,533	0:53,600	0:54,852
Lap 6	0:53,136	0:53,351	0:53,200	0:53,341	0:53,291	0:54,291	0:54,315	0:53,561	0:54,865	0:54,730	0:54,957	0:54,306
Lap 7	0:52,989	0:53,122	0:53,060	0:53,059	0:53,153	0:53,025	0:53,022	0:53,353	0:53,690	0:53,696	0:54,187	0:53,251
Lap 8	0:52,775	0:53,020	0:52,866	0:52,770	0:52,964	0:52,854	0:52,624	0:53,068	0:53,170	0:52,832	0:53,593	0:53,406
Lap 9	0:52,756	0:52,881	0:52,833	0:52,852	0:52,942	0:52,649	0:52,719	0:53,041	0:53,013	0:52,794	0:53,092	0:53,169
Lap 10	0:52,704	0:52,909	0:52,790	0:52,783	0:52,810	0:52,500	0:52,477	0:53,022	0:52,985	0:52,701	0:53,071	0:52,841
Lap 11	0:53,146	0:53,304	0:53,346	0:52,797	0:55,743	0:52,555	0:52,484	0:52,974	0:53,187	0:52,818	0:52,796	0:52,752
Lap 12	0:52,937	0:52,828	0:52,892	0:52,991	0:52,936	0:52,682	0:52,602	0:52,933	0:53,012	0:52,882	0:52,626	0:52,696
Lap 13	0:52,765	0:52,878	0:52,887	0:52,831	0:52,862	0:52,679	0:52,602	0:53,442	0:53,129	0:53,153	0:52,739	0:52,658
Lap 14	0:52,685	0:52,798	0:52,886	0:52,684	0:52,903	0:52,594	0:52,533	0:53,027	0:52,964	0:54,005	0:53,431	0:52,656
Lap 15	0:52,662	0:52,766	0:52,789	0:52,713	0:52,842	0:52,608	0:52,578	0:52,928	0:52,964	0:52,909	0:52,710	0:52,653
Lap 16	0:52,966	0:52,894	0:52,807	0:52,648	0:52,806	0:52,704	0:52,685	0:53,037	0:53,050	0:52,871	0:52,708	0:52,789
Lap 17	0:53,118	0:52,918	0:52,927	0:52,690	0:52,945	0:52,998	0:53,011	0:53,712	0:52,996	0:52,974	0:52,963	0:52,676
Lap 18	0:53,093	0:52,910	0:52,934	0:52,836	0:52,890	0:52,724	0:52,671	0:53,160	0:53,112	0:52,853	0:52,966	0:52,751
Lap 19	0:53,429	0:53,067	0:53,119	0:53,180	0:53,614	0:52,839	0:52,804	0:53,987	0:53,201	0:52,964	0:52,857	0:53,332





DEUTSCHE KART-MEISTERSCHAFT



Round 4: 02 - 04 / 08 / 2019



KARTING GENK (BEL)

DMSB RegNr 166/19

R 23 DKM (OK) Race 2

Fahrername Driver	Ried Jonas	Griggs Luca	Degnbol Noah	Dörr Ben	Mesch Joel	Buus Bastian	Wiskirchen Moritz	Friis Julie	Holzem Sandro	Belhocine Sebastien	Holzem Juliano	Bradal Rasmus
schnellste Runde in Runde	0:52,587 Rn. 16	0:52,882 Rn. 18	0:52,880 Rn. 16	0:52,970 Rn. 15	0:52,853 Rn. 15	0:53,018 Rn. 9	0:52,849 Rn. 17	0:52,776 Rn. 15	0:52,936 Rn. 12	0:53,192 Rn. 14	0:52,805 Rn. 14	0:52,706 Rn. 12
Speed	93,1 km/h	92,6 km/h	92,6 km/h	92,4 km/h	92,6 km/h	92,3 km/h	92,6 km/h	92,8 km/h	92,5 km/h	92,0 km/h	92,7 km/h	92,9 km/h
Lap 1	0:59,522	0:58,615	0:59,311	0:58,836	0:59,112	0:58,905	1:00,314	1:00,367	1:02,671	0:59,869	1:00,857	1:01,689
Lap 2	0:55,997	0:56,364	0:56,191	0:55,703	0:56,295	0:56,256	0:56,473	0:56,305	0:55,879	0:56,222	0:55,772	0:55,881
Lap 3	0:55,859	0:55,164	0:56,313	0:57,302	0:56,325	0:56,490	0:55,044	0:55,320	0:55,575	0:55,489	0:55,754	0:55,314
Lap 4	0:56,283	0:53,860	0:54,964	0:54,705	0:55,497	0:54,315	0:55,544	0:55,534	0:56,076	0:55,703	0:55,461	0:55,742
Lap 5	0:53,767	0:55,345	0:54,324	0:54,181	0:54,071	0:53,745	0:53,342	0:57,011	0:55,932	0:55,674	0:55,628	0:55,410
Lap 6	0:54,479	0:55,546	0:54,932	0:55,048	0:55,508	0:55,697	0:55,032	0:54,190	0:53,982	0:53,406	0:53,410	0:53,645
Lap 7	0:54,104	0:53,274	0:53,820	0:55,115	0:54,841	0:54,421	0:54,598	0:53,088	0:53,490	0:53,760	0:53,462	0:53,258
Lap 8	0:53,402	0:53,221	0:53,473	0:53,230	0:53,165	0:53,430	0:53,396	0:53,299	0:53,543	0:54,033	0:53,548	0:54,070
Lap 9	0:52,808	0:53,025	0:53,075	0:52,992	0:52,895	0:53,018	0:52,899	0:54,569	0:53,396	0:54,165	0:54,920	0:55,157
Lap 10	0:53,163	0:53,035	0:53,409	0:53,197	0:52,870	0:53,925	0:52,984	0:53,808	0:53,438	0:54,563	0:53,204	0:53,359
Lap 11	0:53,336	0:53,112	0:53,145	0:53,817	0:53,467	0:53,268	0:53,974	0:53,864	0:53,114	0:53,450	0:52,953	0:53,363
Lap 12	0:53,065	0:53,361	0:53,021	0:53,311	0:53,160	0:53,755	0:53,058	0:52,876	0:52,936	0:54,452	0:53,093	0:52,706
Lap 13	0:52,748	0:53,071	0:53,022	0:53,116	0:53,833	0:53,728	0:53,483	0:53,840	0:53,501	0:53,409	0:52,948	0:53,726
Lap 14	0:52,934	0:54,423	0:53,312	0:52,977	0:53,359	0:53,077	0:53,828	0:53,291	0:53,216	0:53,192	0:52,805	0:52,903
Lap 15	0:52,685	0:53,097	0:52,916	0:52,970	0:52,853	0:53,036	0:52,973	0:52,776	0:53,227	0:53,334	0:52,910	0:53,148
Lap 16	0:52,587	0:52,912	0:52,880	0:53,110	0:52,950	0:53,078	0:52,886	0:53,230	0:53,446	0:53,367	0:53,232	0:53,529
Lap 17	0:52,729	0:52,953	0:52,973	0:53,153	0:52,976	0:53,170	0:52,849	0:53,691	0:53,981	0:53,302	0:53,122	0:53,192
Lap 18	0:52,825	0:52,882	0:53,016	0:53,091	0:53,143	0:53,348	0:53,103	0:53,317	0:53,590	0:53,395	0:53,289	0:52,942
Lap 19	0:53,369	0:53,679	0:53,155	0:53,295	0:53,203	0:54,378	0:54,381	0:53,300	0:53,200	0:53,592	0:53,268	0:52,869

R 23 DKM (OK) Race 2

Fahrername Driver	Meyer Hansen Mikkel	Lagrotteria Antonio	Kramer Pablo	Kelstrup Georg	Di Prima Livio	Rosam Max	Travisanutto Lorenzo	Knopp Josef	Anderrüti Leandro	Weimann Jule
schnellste Runde in Runde	0:53,414 Rn. 12	0:53,234 Rn. 10	0:53,275 Rn. 12	0:53,672 Rn. 13	0:53,131 Rn. 12	0:53,917 Rn. 11	0:52,821 Rn. 10	0:53,714 Rn. 7	0:54,621 Rn. 4	0:53,992 Rn. 5
Speed	91,7 km/h	92,0 km/h	91,9 km/h	91,2 km/h	92,1 km/h	90,8 km/h	92,7 km/h	91,1 km/h	89,6 km/h	90,7 km/h
Lap 1	0:59,872	0:59,471	1:00,781	0:59,809	1:00,307	1:00,976	0:55,698	0:59,773	0:57,500	0:59,886
Lap 2	0:55,989	0:56,687	0:56,165	0:56,254	0:56,146	0:56,504	0:55,120	0:56,172	0:56,220	0:56,299
Lap 3	0:56,017	0:55,329	0:55,418	0:56,000	0:55,801	0:55,653	0:54,595	0:57,418	0:54,846	0:55,345
Lap 4	0:55,581	0:55,979	0:55,789	0:59,072	0:55,750	0:55,869	0:54,032	0:55,582	0:54,621	0:55,579
Lap 5	0:56,907	0:54,584	0:56,169	0:55,779	0:56,665	0:55,450	0:53,726	0:56,708	0:55,675	0:53,992
Lap 6	0:54,727	0:53,499	0:54,049	0:53,953	0:53,961	0:54,162	0:53,411	0:54,241	0:56,794	0:54,055
Lap 7	0:53,994	0:54,853	0:54,257	0:54,793	0:54,318	0:54,212	0:53,210	0:53,714	0:55,117	0:54,252
Lap 8	0:54,067	0:53,572	0:53,705	0:53,848	0:53,852	0:55,347	0:53,081	0:54,870		
Lap 9	0:53,614	0:54,497	0:54,186	0:54,479	0:54,169	0:54,391	0:52,907	0:54,003		
Lap 10	0:53,710	0:53,234	0:54,700	0:55,475	0:59,028	0:59,859	0:52,821			
Lap 11	0:53,667	0:53,643	0:53,484	0:53,832	0:53,344	0:53,917				
Lap 12	0:53,414	0:53,598	0:53,275	0:54,006	0:53,131	0:54,056				
Lap 13	0:53,534	0:54,669	0:53,285	0:53,672	0:53,288	0:54,042				
Lap 14	0:53,884	0:53,789	0:53,608	0:54,115	0:53,133	0:54,147				
Lap 15	0:53,585	0:53,422	0:54,551	0:54,010	0:53,432	0:54,112				
Lap 16	0:53,417	0:53,492	0:54,252	0:53,918	0:53,217	0:53,955				
Lap 17	0:53,420	0:54,088	0:54,214	0:53,934	0:53,358	0:54,081				
Lap 18	0:53,473	0:53,630	0:53,989	0:53,780	0:53,830	0:54,139				
Lap 19	0:54,657	0:55,470	0:54,919	0:53,911	0:53,760	0:54,199				



DMSB Reg.Nr. 166/19

R 23 DKM (OK) Race 2



Ziel		Sektion 1		Sektion 2		Sektion 3	
Fahrername	Zeit	Fahrername	Zeit	Fahrername	Zeit	Fahrername	Zeit
1 8 Liwinski,David	0:52,477	60 Pauwels,Kobe	0:20,993	8 Liwinski,David	0:15,691	8 Liwinski,David	0:15,689
2 60 Pauwels,Kobe	0:52,500	8 Liwinski,David	0:21,022	7 Tröger,Niels	0:15,720	13 Tauscher,Alexander	0:15,717
3 10 Ried,Jonas	0:52,587	1 Thompson,Harry	0:21,069	10 Ried,Jonas	0:15,735	43 Wiskirchen,Moritz	0:15,722
4 7 Tröger,Niels	0:52,626	17 Füngeling,Luke Brandon	0:21,082	39 Bradaj,Rasmus	0:15,738	60 Pauwels,Kobe	0:15,725
5 17 Füngeling,Luke Brandon	0:52,648	10 Ried,Jonas	0:21,086	60 Pauwels,Kobe	0:15,748	21 Van Vark,Lars	0:15,752
6 13 Tauscher,Alexander	0:52,653	38 Friis,Julie	0:21,091	17 Füngeling,Luke Brandon	0:15,749	17 Füngeling,Luke Brandon	0:15,753
7 1 Thompson,Harry	0:52,662	7 Tröger,Niels	0:21,093	1 Thompson,Harry	0:15,752	10 Ried,Jonas	0:15,766
8 21 Van Vark,Lars	0:52,701	4 Haverkort,Kas	0:21,094	13 Tauscher,Alexander	0:15,759	1 Thompson,Harry	0:15,778
9 39 Bradaj,Rasmus	0:52,706	13 Tauscher,Alexander	0:21,107	4 Haverkort,Kas	0:15,765	7 Tröger,Niels	0:15,785
10 20 Ögaard,Sebastian	0:52,766	21 Van Vark,Lars	0:21,131	21 Van Vark,Lars	0:15,776	30 Holzem,Juliano	0:15,785
11 38 Friis,Julie	0:52,776	30 Holzem,Juliano	0:21,132	20 Ögaard,Sebastian	0:15,791	11 Mesch,Joel	0:15,790
12 4 Haverkort,Kas	0:52,789	2 Sasse,Hugo	0:21,137	43 Wiskirchen,Moritz	0:15,792	37 Degnbol,Noah	0:15,796
13 30 Holzem,Juliano	0:52,805	39 Bradaj,Rasmus	0:21,140	2 Sasse,Hugo	0:15,797	29 Holzem,Sandro	0:15,796
14 2 Sasse,Hugo	0:52,806	20 Ögaard,Sebastian	0:21,142	38 Friis,Julie	0:15,798	20 Ögaard,Sebastian	0:15,800
15 84 Trivisanutto,Lorenzo	0:52,821	11 Mesch,Joel	0:21,162	11 Mesch,Joel	0:15,801	84 Trivisanutto,Lorenzo	0:15,804
16 43 Wiskirchen,Moritz	0:52,849	34 Arnold,Felix	0:21,169	37 Degnbol,Noah	0:15,809	39 Bradaj,Rasmus	0:15,825
17 11 Mesch,Joel	0:52,853	84 Trivisanutto,Lorenzo	0:21,177	84 Trivisanutto,Lorenzo	0:15,812	14 Dörr,Ben	0:15,829
18 37 Degnbol,Noah	0:52,880	43 Wiskirchen,Moritz	0:21,189	16 Griggs,Luca	0:15,814	2 Sasse,Hugo	0:15,832
19 16 Griggs,Luca	0:52,882	16 Griggs,Luca	0:21,192	99 Buus,Bastian	0:15,816	34 Arnold,Felix	0:15,845
20 34 Arnold,Felix	0:52,928	37 Degnbol,Noah	0:21,194	30 Holzem,Juliano	0:15,825	16 Griggs,Luca	0:15,847
21 29 Holzem,Sandro	0:52,936	99 Buus,Bastian	0:21,209	28 O' dey,Levi	0:15,829	4 Haverkort,Kas	0:15,856
22 28 O' dey,Levi	0:52,964	14 Dörr,Ben	0:21,211	34 Arnold,Felix	0:15,834	38 Friis,Julie	0:15,858
23 14 Dörr,Ben	0:52,970	28 O' dey,Levi	0:21,219	29 Holzem,Sandro	0:15,843	28 O' dey,Levi	0:15,864
24 99 Buus,Bastian	0:53,018	29 Holzem,Sandro	0:21,235	54 Di Prima,Livio	0:15,853	54 Di Prima,Livio	0:15,901
25 54 Di Prima,Livio	0:53,131	48 Kramer,Pablo	0:21,277	14 Dörr,Ben	0:15,881	99 Buus,Bastian	0:15,912
26 31 Belhocine,Sebastien	0:53,192	54 Di Prima,Livio	0:21,298	31 Belhocine,Sebastien	0:15,883	31 Belhocine,Sebastien	0:15,934
27 24 Lagrotteria,Antonio	0:53,234	25 Weimann,Julie	0:21,315	24 Lagrotteria,Antonio	0:15,922	24 Lagrotteria,Antonio	0:15,947
28 48 Kramer,Pablo	0:53,275	31 Belhocine,Sebastien	0:21,326	48 Kramer,Pablo	0:15,925	25 Weimann,Julie	0:15,948
29 41 Meyer Hansen,Mikkel	0:53,414	24 Lagrotteria,Antonio	0:21,365	41 Meyer Hansen,Mikkel	0:15,957	48 Kramer,Pablo	0:15,953
30 45 Kelstrup,Georg	0:53,672	41 Meyer Hansen,Mikkel	0:21,395	25 Weimann,Julie	0:15,960	41 Meyer Hansen,Mikkel	0:16,007
31 12 Knopp,Josef	0:53,714	12 Knopp,Josef	0:21,419	12 Knopp,Josef	0:15,998	45 Kelstrup,Georg	0:16,055
32 18 Rosam,Max	0:53,917	45 Kelstrup,Georg	0:21,474	18 Rosam,Max	0:16,048	12 Knopp,Josef	0:16,124
33 25 Weimann,Julie	0:53,992	18 Rosam,Max	0:21,611	45 Kelstrup,Georg	0:16,050	18 Rosam,Max	0:16,183
34 36 Anderrüti,Leandro	0:54,621	36 Anderrüti,Leandro	0:21,794	36 Anderrüti,Leandro	0:16,182	36 Anderrüti,Leandro	0:16,255

R 23 DKM (OK) Race 2

Die schnellsten Zeiten

Ort	Nr. Fahrername	Zeit	Streckenl.	Ø Speed
Ziel	8 Liwinski, David	0:52,477	1360 m	93,3 km/h
Sektion 1	60 Pauwels, Kobe	0:20,993	548 m	94,0 km/h
Sektion 2	8 Liwinski, David	0:15,691	366 m	84,0 km/h
Sektion 3	8 Liwinski, David	0:15,689	446 m	102,3 km/h


	Smr.1 Thompson, Harry GBR		Smr.20 Ogaard, Sebastian DNK		Smr.4 Haverkort, Kas NLD		Smr.17 Füngeling, Luke Brandon DEU		Smr.2 Sasse, Hugo DEU											
	theoretisch mögliche Bestzeit	Ziel	theoretisch mögliche Bestzeit	Ziel	theoretisch mögliche Bestzeit	Ziel	theoretisch mögliche Bestzeit	Ziel	theoretisch mögliche Bestzeit	Ziel										
best	0:52,662	0:21,069	0:15,752	0:15,778	0:52,766	0:21,142	0:15,791	0:15,800	0:52,789	0:21,094	0:15,765	0:15,856	0:52,648	0:21,082	0:15,749	0:15,753	0:52,806	0:21,137	0:15,797	0:15,832
Runde 1	0:57,779	0:23,250	0:18,049	0:16,430	0:57,428	0:23,153	0:17,624	0:16,651	0:58,420	0:23,539	0:17,819	0:17,062	0:58,425	0:23,553	0:17,882	0:16,990	0:56,277	0:22,884	0:16,895	0:16,498
Runde 2	0:55,630	0:22,454	0:16,860	0:16,316	0:55,636	0:22,541	0:16,748	0:16,347	0:55,941	0:22,180	0:16,759	0:17,002	0:56,196	0:22,284	0:16,916	0:16,996	0:55,158	0:22,146	0:16,614	0:16,398
Runde 3	0:54,153	0:21,795	0:16,166	0:16,192	0:54,773	0:21,922	0:16,335	0:16,516	0:54,506	0:22,198	0:16,118	0:16,190	0:55,236	0:22,516	0:16,457	0:16,263	0:54,651	0:21,976	0:16,360	0:16,315
Runde 4	0:53,659	0:21,605	0:16,030	0:16,024	0:53,843	0:21,655	0:16,152	0:16,036	0:53,540	0:21,496	0:16,064	0:15,980	0:53,853	0:21,623	0:16,126	0:16,104	0:53,932	0:21,707	0:16,142	0:16,083
Runde 5	0:53,312	0:21,406	0:15,965	0:15,941	0:53,510	0:21,514	0:16,053	0:15,943	0:53,309	0:21,356	0:15,961	0:15,992	0:54,068	0:21,696	0:16,382	0:15,990	0:53,719	0:21,627	0:16,080	0:16,012
Runde 6	0:53,136	0:21,282	0:15,974	0:15,880	0:53,351	0:21,406	0:16,027	0:15,918	0:53,200	0:21,273	0:15,961	0:15,966	0:53,341	0:21,489	0:15,946	0:15,906	0:53,291	0:21,367	0:15,946	0:15,978
Runde 7	0:52,989	0:21,278	0:15,878	0:15,833	0:53,122	0:21,296	0:15,954	0:15,872	0:53,060	0:21,221	0:15,851	0:15,988	0:53,059	0:21,299	0:15,884	0:15,876	0:53,153	0:21,317	0:15,930	0:15,906
Runde 8	0:52,775	0:21,145	0:15,843	0:15,787	0:53,020	0:21,253	0:15,855	0:15,912	0:52,866	0:21,163	0:15,884	0:15,869	0:52,770	0:21,151	0:15,839	0:15,780	0:52,964	0:21,165	0:15,934	0:15,865
Runde 9	0:52,756	0:21,155	0:15,812	0:15,789	0:52,881	0:21,181	0:15,858	0:15,842	0:52,833	0:21,161	0:15,765	0:15,907	0:52,852	0:21,223	0:15,829	0:15,800	0:52,942	0:21,212	0:15,898	0:15,832
Runde 10	0:52,704	0:21,117	0:15,791	0:15,796	0:52,909	0:21,195	0:15,914	0:15,800	0:52,790	0:21,094	0:15,820	0:15,876	0:52,783	0:21,164	0:15,790	0:15,829	0:52,810	0:21,159	0:15,812	0:15,839
Runde 11	0:53,146	0:21,129	0:15,975	0:16,042	0:53,304	0:21,245	0:15,916	0:16,143	0:53,346	0:21,171	0:15,898	0:16,277	0:52,797	0:21,107	0:15,823	0:15,867	0:55,743	0:21,137	0:16,204	0:18,402
Runde 12	0:52,937	0:21,193	0:15,809	0:15,935	0:52,828	0:21,210	0:15,805	0:15,813	0:52,892	0:21,130	0:15,835	0:15,927	0:52,991	0:21,246	0:15,905	0:15,840	0:52,936	0:21,194	0:15,862	0:15,880
Runde 13	0:52,965	0:21,117	0:15,752	0:15,896	0:52,878	0:21,181	0:15,851	0:15,846	0:52,887	0:21,205	0:15,784	0:15,898	0:52,831	0:21,221	0:15,786	0:15,824	0:52,862	0:21,159	0:15,829	0:15,874
Runde 14	0:52,685	0:21,069	0:15,786	0:15,830	0:52,798	0:21,142	0:15,833	0:15,823	0:52,886	0:21,199	0:15,803	0:15,884	0:52,684	0:21,082	0:15,838	0:15,764	0:52,903	0:21,241	0:15,797	0:15,865
Runde 15	0:52,662	0:21,072	0:15,812	0:15,778	0:52,766	0:21,150	0:15,791	0:15,825	0:52,789	0:21,138	0:15,795	0:15,856	0:52,713	0:21,110	0:15,823	0:15,780	0:52,842	0:21,174	0:15,822	0:15,846
Runde 16	0:52,966	0:21,231	0:15,822	0:15,913	0:52,894	0:21,239	0:15,835	0:15,820	0:52,807	0:21,161	0:15,789	0:15,857	0:52,648	0:21,146	0:15,749	0:15,753	0:52,806	0:21,144	0:15,820	0:15,842
Runde 17	0:53,118	0:21,247	0:15,942	0:15,929	0:53,918	0:21,248	0:15,858	0:15,812	0:52,927	0:21,229	0:15,810	0:15,888	0:52,690	0:21,142	0:15,774	0:15,774	0:52,945	0:21,157	0:15,839	0:15,949
Runde 18	0:53,093	0:21,301	0:15,851	0:15,941	0:52,910	0:21,185	0:15,881	0:15,844	0:52,934	0:21,190	0:15,857	0:15,887	0:52,836	0:21,251	0:15,790	0:15,795	0:52,890	0:21,228	0:15,810	0:15,852
Runde 19	0:53,429	0:21,306	0:15,938	0:16,185	0:53,067	0:21,281	0:15,883	0:15,903	0:53,119	0:21,264	0:15,868	0:15,987	0:53,180	0:21,386	0:15,916	0:15,878	0:53,614	0:21,650	0:16,016	0:15,948

DEUTSCHE KART-MEISTERSCHAFT

Round 4: 02 - 04 / 08 / 2019

KARTING GENK (BEL)





DMSB RegNr 166/19

R 23 DKM (OK) Race 2

Die schnellsten Zeiten

Ort	Nr. Fahrername	Zeit	Streckenl.	Ø Speed
Ziel	8 Liwinski, David	0:52,477	1360 m	93,3 km/h
Sektion 1	60 Pauwels, Kobe	0:20,993	548 m	94,0 km/h
Sektion 2	8 Liwinski, David	0:15,691	366 m	84,0 km/h
Sektion 3	8 Liwinski, David	0:15,689	446 m	102,3 km/h


	Smr.60 Pauwels, Kobe BEL CV Performance Group		Smr.8 Liwinski, David MLD BIREL ART RACING KSW		Smr.13 Trauscher, Alexander DEU Junior TEAM75		Smr.34 Arnold, Felix DEU TB Racing Team		Smr.28 O'Leary, Levi DEU RS Schumacher Racing Team									
	theoretisch mögliche Bestzeit 0:52,466	theoretisch mögliche Bestzeit 0:52,402	theoretisch mögliche Bestzeit 0:52,583	theoretisch mögliche Bestzeit 0:52,848	theoretisch mögliche Bestzeit 0:52,912	Ziel	Sektion 1	Sektion 2	Sektion 3	Ziel	Sektion 1	Sektion 2	Sektion 3					
best	0:52,500	0:20,993	0:15,748	0:15,725	0:52,477	0:21,022	0:15,691	0:15,689	0:52,653	0:21,107	0:15,717	0:52,928	0:21,169	0:15,845	0:52,964	0:21,219	0:15,829	0:15,864
Runde 1	0:59,021	0:24,223	0:17,783	0:17,015	0:59,318	0:24,550	0:17,990	0:16,778	0:57,715	0:23,131	0:17,406	0:57,625	0:23,281	0:17,156	0:58,429	0:23,695	0:17,804	0:16,930
Runde 2	0:55,681	0:22,342	0:16,611	0:16,728	0:56,214	0:22,654	0:16,958	0:16,602	0:57,283	0:22,766	0:17,395	0:55,896	0:22,644	0:16,857	0:56,297	0:22,626	0:16,892	0:16,779
Runde 3	0:56,176	0:22,462	0:16,738	0:16,976	0:56,004	0:22,579	0:16,326	0:17,099	0:55,473	0:22,431	0:16,243	0:54,739	0:22,053	0:16,383	0:55,921	0:22,351	0:17,124	0:16,446
Runde 4	0:53,569	0:21,710	0:15,945	0:15,914	0:54,870	0:22,461	0:16,016	0:16,393	0:54,024	0:21,656	0:16,092	0:54,043	0:21,767	0:16,193	0:54,150	0:21,826	0:16,159	0:16,165
Runde 5	0:54,260	0:21,295	0:15,965	0:17,000	0:53,376	0:21,274	0:16,082	0:16,020	0:54,852	0:21,533	0:16,390	0:53,980	0:21,532	0:16,211	0:54,289	0:21,735	0:16,168	0:16,386
Runde 6	0:54,291	0:21,762	0:16,640	0:15,889	0:54,315	0:21,431	0:16,860	0:16,024	0:54,306	0:21,924	0:16,481	0:53,561	0:21,577	0:16,033	0:54,865	0:22,077	0:16,779	0:16,009
Runde 7	0:53,025	0:21,159	0:16,015	0:15,851	0:53,022	0:21,146	0:15,930	0:15,946	0:53,251	0:21,337	0:15,877	0:53,353	0:21,459	0:15,937	0:53,690	0:21,391	0:16,216	0:16,083
Runde 8	0:52,854	0:21,280	0:15,816	0:15,758	0:52,624	0:21,058	0:15,798	0:15,768	0:53,406	0:21,638	0:15,974	0:53,068	0:21,284	0:15,922	0:53,170	0:21,366	0:15,868	0:15,936
Runde 9	0:52,649	0:21,101	0:15,802	0:15,746	0:52,719	0:21,093	0:15,751	0:15,875	0:53,169	0:21,148	0:15,868	0:53,041	0:21,238	0:15,926	0:53,013	0:21,219	0:15,897	0:15,977
Runde 10	0:52,500	0:20,993	0:15,782	0:15,725	0:52,477	0:21,090	0:15,698	0:15,689	0:52,841	0:21,236	0:15,877	0:53,022	0:21,205	0:15,954	0:52,985	0:21,237	0:15,880	0:15,868
Runde 11	0:52,555	0:21,012	0:15,786	0:15,757	0:52,484	0:21,022	0:15,691	0:15,771	0:52,752	0:21,107	0:15,858	0:52,974	0:21,169	0:15,915	0:53,187	0:21,286	0:15,960	0:15,941
Runde 12	0:52,682	0:21,061	0:15,868	0:15,753	0:52,602	0:21,102	0:15,710	0:15,790	0:52,696	0:21,167	0:15,802	0:52,933	0:21,222	0:15,837	0:53,012	0:21,288	0:15,860	0:15,864
Runde 13	0:52,679	0:21,142	0:15,787	0:15,750	0:52,602	0:21,085	0:15,768	0:15,749	0:52,658	0:21,110	0:15,759	0:53,442	0:21,553	0:16,009	0:53,129	0:21,421	0:15,836	0:15,872
Runde 14	0:52,594	0:21,033	0:15,748	0:15,813	0:52,533	0:21,067	0:15,696	0:15,770	0:52,656	0:21,122	0:15,759	0:53,027	0:21,245	0:15,937	0:52,964	0:21,226	0:15,857	0:15,881
Runde 15	0:52,608	0:21,026	0:15,817	0:15,765	0:52,578	0:21,084	0:15,739	0:15,755	0:52,653	0:21,147	0:15,789	0:52,928	0:21,181	0:15,858	0:52,964	0:21,264	0:15,829	0:15,871
Runde 16	0:52,704	0:21,093	0:15,788	0:15,823	0:52,685	0:21,146	0:15,765	0:15,774	0:52,789	0:21,143	0:15,777	0:53,037	0:21,227	0:15,900	0:53,050	0:21,261	0:15,842	0:15,947
Runde 17	0:52,998	0:21,185	0:15,949	0:15,864	0:53,011	0:21,171	0:15,944	0:15,896	0:52,676	0:21,115	0:15,810	0:53,712	0:21,498	0:16,102	0:52,996	0:21,246	0:15,869	0:15,881
Runde 18	0:52,724	0:21,099	0:15,801	0:15,824	0:52,671	0:21,124	0:15,785	0:15,762	0:52,751	0:21,188	0:15,787	0:53,160	0:21,428	0:15,834	0:53,112	0:21,304	0:15,897	0:15,911
Runde 19	0:52,839	0:21,189	0:15,843	0:15,807	0:52,804	0:21,184	0:15,812	0:15,808	0:53,332	0:21,165	0:15,832	0:53,987	0:21,371	0:15,886	0:53,201	0:21,302	0:15,877	0:16,022

DEUTSCHE KART-MEISTERSCHAFT

Round 4: 02 - 04 / 08 / 2019

KARTING GENK (BEL)





DMSB RegNr 166/19

R 23 DKM (OK) Race 2

Die schnellsten Zeiten

Ort	Nr. Fahrername	Zeit	Streckenl.	Ø Speed
Ziel	8 Liwinski, David	0:52,477	1360 m	93,3 km/h
Sektion 1	60 Pauwels, Kobe	0:20,993	548 m	94,0 km/h
Sektion 2	8 Liwinski, David	0:15,691	366 m	84,0 km/h
Sektion 3	8 Liwinski, David	0:15,689	446 m	102,3 km/h


	Snr.7 Tröger, Niels DEU		Snr.10 Ried, Jonas DEU		Snr.16 Griggs, Luca GBR		Snr.37 Degnbol, Noah DNK					
	CRG Keizer racing		Solgat Motorsport		Kartshop Ampting		RS Competition					
	theoretisch mögliche Bestzeit 0:52,659		theoretisch mögliche Bestzeit 0:52,587		theoretisch mögliche Bestzeit 0:52,853		theoretisch mögliche Bestzeit 0:52,799					
best	Ziel	Sektion 1	Sektion 2	Sektion 3	Ziel	Sektion 1	Sektion 2	Sektion 3				
Runde 1	0:52,701	0:21,131	0:15,776	0:15,752	0:52,626	0:21,093	0:15,720	0:15,785	0:52,880	0:21,194	0:15,809	0:15,796
Runde 2	0:59,734	0:24,954	0:17,961	0:16,819	0:59,013	0:24,171	0:17,906	0:16,936	0:59,311	0:24,139	0:17,934	0:17,238
Runde 3	0:55,617	0:22,518	0:16,592	0:16,507	0:55,754	0:22,269	0:16,842	0:16,643	0:56,191	0:22,707	0:16,830	0:16,654
Runde 4	0:55,385	0:22,242	0:16,394	0:16,749	0:56,699	0:22,782	0:16,699	0:17,218	0:55,164	0:22,359	0:16,562	0:16,475
Runde 5	0:55,001	0:22,310	0:16,608	0:16,083	0:55,089	0:22,118	0:16,394	0:16,577	0:53,860	0:21,628	0:16,157	0:16,075
Runde 6	0:53,533	0:21,558	0:15,989	0:15,986	0:55,600	0:21,471	0:16,002	0:16,127	0:55,345	0:21,520	0:16,573	0:16,270
Runde 7	0:54,730	0:21,494	0:16,757	0:16,479	0:54,957	0:21,504	0:17,013	0:16,440	0:55,546	0:21,955	0:17,325	0:16,266
Runde 8	0:53,696	0:21,486	0:16,160	0:16,050	0:54,187	0:21,882	0:16,097	0:16,208	0:53,274	0:21,398	0:15,927	0:15,949
Runde 9	0:52,882	0:21,181	0:15,829	0:15,822	0:53,593	0:21,680	0:16,009	0:15,904	0:53,221	0:21,414	0:15,896	0:15,911
Runde 10	0:52,794	0:21,239	0:15,776	0:15,779	0:53,092	0:21,293	0:15,907	0:15,892	0:53,025	0:21,268	0:15,861	0:15,896
Runde 11	0:52,701	0:21,131	0:15,818	0:15,752	0:53,071	0:21,398	0:15,871	0:15,802	0:53,035	0:21,251	0:15,881	0:15,903
Runde 12	0:52,818	0:21,137	0:15,830	0:15,851	0:52,796	0:21,204	0:15,779	0:15,813	0:53,112	0:21,218	0:16,010	0:15,884
Runde 13	0:52,882	0:21,274	0:15,799	0:15,809	0:52,626	0:21,118	0:15,720	0:15,788	0:53,065	0:21,334	0:15,946	0:15,785
Runde 14	0:53,153	0:21,478	0:15,861	0:15,814	0:52,739	0:21,122	0:15,800	0:15,817	0:53,071	0:21,295	0:15,885	0:15,891
Runde 15	0:54,005	0:21,254	0:15,939	0:16,812	0:53,431	0:21,229	0:15,773	0:16,429	0:54,423	0:21,221	0:15,847	0:17,355
Runde 16	0:52,909	0:21,224	0:15,856	0:15,829	0:52,710	0:21,166	0:15,759	0:15,785	0:53,097	0:21,315	0:15,839	0:15,943
Runde 17	0:52,871	0:21,191	0:15,863	0:15,817	0:52,708	0:21,093	0:15,802	0:15,813	0:52,912	0:21,192	0:15,861	0:15,859
Runde 18	0:52,974	0:21,257	0:15,849	0:15,868	0:52,963	0:21,212	0:15,850	0:15,901	0:52,953	0:21,224	0:15,869	0:15,860
Runde 19	0:52,853	0:21,205	0:15,796	0:15,852	0:52,966	0:21,215	0:15,858	0:15,893	0:52,882	0:21,197	0:15,814	0:15,871
Runde 20	0:52,964	0:21,241	0:15,809	0:15,914	0:52,857	0:21,144	0:15,811	0:15,902	0:53,679	0:21,624	0:16,137	0:15,918

DEUTSCHE KART-MEISTERSCHAFT

Round 4: 02 - 04 / 08 / 2019

KARTING GENK (BEL)





DMSB RegNr 166/19

R 23 DKM (OK) Race 2

Die schnellsten Zeiten

Ort	Nr. Fahrername	Zeit	Streckenl.	Ø Speed
Ziel	8 Liwinski, David	0:52,477	1360 m	93,3 km/h
Sektion 1	60 Pauwels, Kobe	0:20,993	548 m	94,0 km/h
Sektion 2	8 Liwinski, David	0:15,691	366 m	84,0 km/h
Sektion 3	8 Liwinski, David	0:15,689	446 m	102,3 km/h

	Snr.14 Dörr,Ben DEU TB Racing Team			Snr.11 Mesch,Joel DEU TB Racing Team			Snr.99 Buis,Bastian DNK RS Competition			Snr.43 Wiskirchen,Moritz DEU TB Racing Team			Snr.30 Holzem,Juliano DEU Lanari Racing Team		
	theoretisch mögliche Bestzeit	Ziel	Sektion 3	theoretisch mögliche Bestzeit	Ziel	Sektion 3	theoretisch mögliche Bestzeit	Ziel	Sektion 3	theoretisch mögliche Bestzeit	Ziel	Sektion 3	theoretisch mögliche Bestzeit	Ziel	Sektion 3
best	0:52,970	0:21,211	0:15,881	0:52,853	0:21,162	0:15,801	0:53,018	0:21,209	0:15,816	0:52,849	0:21,189	0:15,792	0:52,805	0:21,132	0:15,785
Runde 1	0:58,836	0:24,169	0:17,797	0:59,112	0:24,023	0:18,049	0:58,905	0:24,096	0:18,020	1:00,314	0:25,277	0:17,942	1:00,857	0:25,271	0:18,355
Runde 2	0:55,703	0:22,236	0:16,847	0:56,295	0:22,279	0:16,866	0:56,256	0:22,442	0:16,974	0:56,473	0:22,791	0:16,841	0:55,772	0:22,172	0:16,959
Runde 3	0:57,302	0:23,242	0:16,754	0:56,325	0:22,723	0:16,496	0:56,490	0:22,279	0:17,010	0:55,044	0:22,164	0:16,551	0:55,754	0:22,561	0:16,776
Runde 4	0:54,705	0:22,165	0:16,366	0:55,497	0:22,555	0:16,640	0:54,315	0:22,022	0:16,182	0:55,544	0:22,950	0:16,529	0:55,461	0:22,248	0:17,091
Runde 5	0:54,181	0:21,512	0:16,187	0:54,071	0:21,705	0:16,343	0:53,745	0:21,596	0:16,111	0:53,342	0:21,411	0:15,975	0:55,628	0:21,800	0:17,712
Runde 6	0:55,048	0:21,866	0:16,875	0:55,508	0:21,858	0:16,362	0:55,697	0:22,236	0:17,030	0:55,032	0:22,089	0:16,102	0:53,410	0:21,486	0:15,986
Runde 7	0:55,115	0:22,471	0:16,224	0:54,841	0:21,887	0:16,265	0:54,421	0:21,539	0:16,294	0:54,598	0:22,021	0:16,118	0:53,462	0:21,409	0:15,974
Runde 8	0:53,230	0:21,449	0:15,929	0:53,165	0:21,455	0:15,911	0:53,430	0:21,488	0:16,006	0:53,396	0:21,770	0:15,882	0:53,548	0:21,667	0:16,049
Runde 9	0:52,992	0:21,225	0:15,924	0:52,895	0:21,179	0:15,915	0:53,018	0:21,209	0:15,858	0:52,899	0:21,189	0:15,988	0:54,920	0:21,431	0:17,516
Runde 10	0:53,197	0:21,228	0:16,062	0:52,870	0:21,162	0:15,918	0:53,925	0:21,612	0:16,005	0:52,984	0:21,196	0:15,856	0:53,204	0:21,416	0:15,964
Runde 11	0:53,817	0:21,737	0:16,182	0:53,467	0:21,432	0:16,203	0:53,268	0:21,409	0:15,874	0:53,974	0:21,637	0:16,445	0:52,953	0:21,156	0:15,880
Runde 12	0:53,311	0:21,221	0:16,167	0:53,160	0:21,269	0:15,999	0:53,755	0:21,644	0:16,153	0:53,058	0:21,249	0:15,969	0:53,093	0:21,321	0:15,987
Runde 13	0:53,116	0:21,398	0:15,889	0:53,833	0:21,932	0:16,086	0:53,728	0:21,841	0:15,898	0:53,483	0:21,715	0:15,996	0:52,948	0:21,200	0:15,923
Runde 14	0:52,977	0:21,211	0:15,914	0:53,359	0:21,448	0:15,935	0:53,077	0:21,285	0:15,816	0:53,828	0:21,542	0:15,973	0:52,805	0:21,132	0:15,839
Runde 15	0:52,970	0:21,227	0:15,881	0:52,853	0:21,242	0:15,801	0:53,036	0:21,236	0:15,877	0:52,973	0:21,249	0:15,980	0:52,910	0:21,221	0:15,862
Runde 16	0:53,110	0:21,298	0:15,912	0:52,950	0:21,285	0:15,826	0:53,078	0:21,313	0:15,830	0:52,886	0:21,339	0:15,823	0:53,232	0:21,242	0:15,963
Runde 17	0:53,153	0:21,337	0:15,904	0:52,976	0:21,247	0:15,873	0:53,170	0:21,381	0:15,877	0:52,849	0:21,252	0:15,792	0:53,122	0:21,212	0:15,965
Runde 18	0:53,091	0:21,292	0:15,922	0:53,143	0:21,339	0:15,892	0:53,348	0:21,304	0:15,871	0:53,103	0:21,401	0:15,827	0:53,289	0:21,314	0:15,931
Runde 19	0:53,295	0:21,367	0:15,961	0:53,203	0:21,430	0:15,886	0:54,378	0:21,601	0:16,248	0:54,381	0:21,620	0:16,256	0:53,268	0:21,318	0:15,950

DEUTSCHE KART-MEISTERSCHAFT

KARTING GENK (BEL)

Round 4: 02 - 04 / 08 / 2019

DMSB RegNr 166/19

R 23 DKM (OK) Race 2

Die schnellsten Zeiten

Ort	Nr. Fahrername	Zeit	Streckenl.	Ø Speed
Ziel	8 Liwinski, David	0:52,477	1360 m	93,3 km/h
Sektion 1	60 Pauwels, Kobe	0:20,993	548 m	94,0 km/h
Sektion 2	8 Liwinski, David	0:15,691	366 m	84,0 km/h
Sektion 3	8 Liwinski, David	0:15,689	446 m	102,3 km/h



	Snr.39 Bradal,Rasmus DNK RS Competition			Snr.38 Fris,Julie DNK TK Racing			Snr.29 Holzem,Sandro DEU Lanari Racing Team			Snr.31 Belhocine,Sebastien CZE Sirmadel Motorsport			Snr.41 Meyer Hensen,Mikkel DNK Racing Motor DK							
	theoretisch mögliche Bestzeit	Ziel	Sektion	theoretisch mögliche Bestzeit	Ziel	Sektion	theoretisch mögliche Bestzeit	Ziel	Sektion	theoretisch mögliche Bestzeit	Ziel	Sektion	theoretisch mögliche Bestzeit	Ziel	Sektion					
best	0:52,706	0:21,140	0:15,738	0:15,825	0:52,776	0:21,091	0:15,798	0:15,858	0:52,936	0:21,235	0:15,843	0:15,796	0:53,192	0:21,326	0:15,883	0:15,934	0:53,414	0:21,395	0:15,957	0:16,007
Runde 1	1:01,689	0:25,565	0:18,589	0:17,535	1:00,367	0:25,031	0:18,048	0:17,288	1:02,671	0:25,226	0:20,017	0:17,428	0:59,869	0:24,316	0:18,625	0:16,928	0:59,872	0:24,361	0:17,896	0:17,015
Runde 2	0:55,881	0:22,125	0:16,832	0:16,924	0:56,305	0:22,533	0:17,016	0:16,756	0:55,879	0:22,742	0:16,613	0:16,524	0:56,222	0:22,627	0:16,937	0:16,658	0:55,989	0:22,296	0:16,796	0:16,897
Runde 3	0:55,314	0:22,057	0:16,881	0:16,376	0:55,320	0:22,135	0:16,746	0:16,439	0:55,575	0:22,220	0:16,767	0:16,588	0:55,489	0:22,312	0:16,819	0:16,358	0:56,017	0:22,565	0:16,794	0:16,658
Runde 4	0:55,742	0:22,502	0:17,119	0:16,121	0:55,534	0:22,662	0:16,584	0:16,288	0:56,076	0:22,519	0:16,987	0:16,570	0:55,703	0:22,532	0:17,030	0:16,141	0:55,581	0:22,496	0:16,617	0:16,468
Runde 5	0:55,410	0:21,811	0:17,436	0:16,163	0:57,011	0:22,622	0:18,139	0:16,250	0:55,932	0:21,812	0:17,939	0:16,181	0:55,674	0:22,231	0:17,339	0:16,104	0:56,907	0:22,881	0:17,659	0:16,367
Runde 6	0:53,645	0:21,605	0:16,091	0:15,949	0:54,190	0:21,524	0:16,519	0:16,147	0:53,982	0:21,573	0:16,066	0:16,343	0:53,406	0:21,346	0:15,962	0:16,098	0:54,727	0:21,726	0:16,573	0:16,428
Runde 7	0:53,258	0:21,338	0:15,931	0:15,989	0:53,088	0:21,171	0:15,926	0:15,991	0:53,490	0:21,390	0:16,056	0:16,044	0:53,760	0:21,411	0:16,221	0:16,128	0:53,994	0:21,615	0:16,168	0:16,211
Runde 8	0:54,070	0:22,117	0:16,021	0:15,932	0:53,299	0:21,400	0:15,963	0:15,936	0:53,543	0:21,510	0:16,068	0:15,965	0:54,033	0:21,925	0:16,157	0:15,951	0:54,067	0:21,573	0:16,122	0:16,372
Runde 9	0:55,157	0:21,297	0:17,158	0:16,702	0:54,569	0:21,282	0:17,209	0:16,078	0:53,396	0:21,359	0:16,050	0:15,987	0:54,165	0:21,326	0:16,890	0:15,949	0:53,614	0:21,430	0:16,074	0:16,110
Runde 10	0:53,359	0:21,304	0:15,931	0:16,124	0:53,808	0:21,469	0:16,174	0:16,165	0:53,438	0:21,325	0:16,061	0:16,052	0:54,563	0:21,925	0:16,577	0:16,061	0:53,710	0:21,557	0:16,055	0:16,098
Runde 11	0:53,363	0:21,401	0:15,963	0:15,999	0:53,864	0:22,081	0:15,820	0:15,963	0:53,114	0:21,409	0:15,909	0:15,796	0:53,450	0:21,470	0:15,900	0:16,080	0:53,667	0:21,605	0:16,035	0:16,027
Runde 12	0:52,706	0:21,140	0:15,738	0:15,828	0:52,876	0:21,220	0:15,798	0:15,858	0:52,936	0:21,235	0:15,843	0:15,858	0:54,452	0:22,448	0:15,954	0:16,050	0:53,414	0:21,395	0:15,993	0:16,026
Runde 13	0:53,726	0:21,347	0:16,409	0:15,970	0:53,840	0:21,166	0:16,526	0:16,148	0:53,501	0:21,543	0:16,107	0:15,851	0:53,409	0:21,397	0:16,007	0:16,005	0:53,534	0:21,446	0:16,007	0:16,081
Runde 14	0:52,903	0:21,202	0:15,810	0:15,891	0:53,291	0:21,454	0:15,956	0:15,881	0:53,216	0:21,379	0:15,960	0:15,877	0:53,192	0:21,328	0:15,926	0:15,938	0:53,884	0:21,824	0:16,035	0:16,025
Runde 15	0:53,148	0:21,221	0:15,987	0:15,940	0:52,776	0:21,091	0:15,814	0:15,871	0:53,227	0:21,295	0:16,003	0:15,929	0:53,334	0:21,388	0:16,012	0:15,934	0:53,585	0:21,444	0:16,081	0:16,060
Runde 16	0:53,529	0:21,358	0:16,267	0:15,904	0:53,230	0:21,193	0:16,120	0:15,917	0:53,446	0:21,440	0:16,122	0:15,884	0:53,367	0:21,370	0:16,025	0:15,972	0:53,417	0:21,440	0:15,959	0:16,018
Runde 17	0:53,192	0:21,265	0:16,079	0:15,848	0:53,691	0:21,294	0:16,276	0:16,121	0:53,981	0:21,384	0:16,440	0:16,157	0:53,302	0:21,401	0:15,883	0:16,018	0:53,420	0:21,409	0:16,004	0:16,007
Runde 18	0:52,942	0:21,286	0:15,830	0:15,826	0:53,317	0:21,333	0:15,972	0:16,012	0:53,590	0:21,703	0:15,947	0:15,940	0:53,395	0:21,425	0:15,977	0:15,993	0:53,473	0:21,420	0:15,957	0:16,096
Runde 19	0:52,869	0:21,244	0:15,800	0:15,825	0:53,300	0:21,233	0:15,939	0:16,128	0:53,200	0:21,284	0:15,920	0:15,996	0:53,592	0:21,466	0:16,022	0:16,104	0:54,657	0:21,478	0:17,084	0:16,095

R 23 DKM (OK) Race 2

Die schnellsten Zeiten

Ort	Nr. Fahrername	Zeit	Streckenl.	Ø Speed
Ziel	8 Liwinski, David	0:52,477	1360 m	93,3 km/h
Sektion 1	60 Pauwels, Kobe	0:20,993	548 m	94,0 km/h
Sektion 2	8 Liwinski, David	0:15,691	366 m	84,0 km/h
Sektion 3	8 Liwinski, David	0:15,689	446 m	102,3 km/h


	Snr.24 Lagrotheria, Antonio CHE			Snr.54 Di Prima, Livio CHE			Snr.48 Kramer, Pablo DEU			Snr.45 Keistrup, Georg SWE			Snr.18 Rosam, Max DEU		
	Innovate Competition	theoretisch mögliche Bestzeit	Sektion 3	Solgar Motorsport	theoretisch mögliche Bestzeit	Sektion 3	Vaier Motorsport	theoretisch mögliche Bestzeit	Sektion 3	TK Racing	theoretisch mögliche Bestzeit	Sektion 3	TR Motorsport	theoretisch mögliche Bestzeit	Sektion 3
best	0:53,234	0:21,365	0:15,922	0:53,131	0:21,298	0:15,853	0:53,275	0:21,277	0:15,925	0:53,672	0:21,474	0:16,050	0:53,917	0:21,611	0:16,048
Runde 1	0:59,471	0:24,444	0:17,975	1:00,307	0:24,826	0:18,277	1:00,781	0:25,591	0:18,315	0:59,809	0:24,812	0:17,820	1:00,976	0:25,400	0:18,290
Runde 2	0:56,687	0:22,732	0:16,895	0:56,146	0:22,510	0:16,841	0:56,165	0:22,598	0:16,930	0:56,254	0:22,419	0:16,792	0:56,504	0:22,393	0:16,963
Runde 3	0:55,329	0:22,162	0:16,768	0:55,801	0:22,542	0:16,653	0:55,418	0:22,327	0:16,758	0:56,000	0:22,567	0:16,859	0:55,653	0:22,035	0:16,943
Runde 4	0:55,979	0:22,706	0:17,169	0:55,750	0:22,138	0:17,067	0:55,789	0:22,613	0:16,924	0:59,072	0:22,362	0:20,257	0:55,869	0:22,270	0:17,062
Runde 5	0:54,584	0:22,299	0:16,286	0:56,665	0:21,818	0:18,412	0:58,169	0:22,102	0:19,383	0:55,779	0:21,777	0:17,580	0:55,450	0:21,792	0:17,360
Runde 6	0:53,499	0:21,452	0:15,998	0:53,961	0:21,753	0:16,020	0:54,049	0:21,744	0:16,176	0:53,953	0:21,641	0:16,113	0:54,162	0:21,763	0:16,153
Runde 7	0:54,853	0:21,935	0:16,188	0:54,318	0:21,567	0:16,621	0:54,257	0:21,491	0:16,538	0:54,793	0:21,676	0:16,742	0:54,212	0:21,669	0:16,130
Runde 8	0:53,572	0:21,481	0:16,070	0:53,852	0:21,298	0:16,275	0:53,705	0:21,435	0:16,162	0:53,848	0:21,582	0:16,134	0:55,347	0:22,175	0:16,281
Runde 9	0:54,497	0:21,672	0:16,856	0:54,169	0:21,594	0:16,382	0:54,186	0:21,678	0:16,258	0:54,479	0:21,984	0:16,285	0:54,391	0:21,921	0:16,287
Runde 10	0:53,234	0:21,365	0:15,922	0:59,028	0:21,477	0:15,981	0:54,700	0:21,554	0:17,062	0:55,475	0:21,600	0:17,748	0:59,859	0:21,612	0:16,258
Runde 11	0:53,643	0:21,445	0:15,981	0:53,344	0:21,513	0:15,853	0:53,484	0:21,387	0:16,051	0:53,832	0:21,499	0:16,193	0:53,917	0:21,643	0:16,048
Runde 12	0:53,598	0:21,560	0:15,973	0:53,131	0:21,346	0:15,884	0:53,275	0:21,397	0:15,925	0:54,006	0:21,636	0:16,247	0:54,056	0:21,703	0:16,095
Runde 13	0:54,669	0:21,826	0:16,610	0:53,288	0:21,454	0:15,911	0:53,285	0:21,277	0:16,047	0:53,672	0:21,474	0:16,140	0:54,042	0:21,611	0:16,163
Runde 14	0:53,789	0:21,718	0:16,077	0:53,133	0:21,355	0:15,874	0:53,608	0:21,323	0:15,937	0:54,115	0:21,496	0:16,349	0:54,147	0:21,812	0:16,139
Runde 15	0:53,422	0:21,462	0:15,965	0:53,432	0:21,479	0:15,997	0:54,551	0:21,726	0:16,372	0:54,010	0:21,732	0:16,223	0:54,112	0:21,718	0:16,134
Runde 16	0:53,492	0:21,470	0:16,036	0:53,217	0:21,409	0:15,892	0:54,252	0:21,685	0:16,172	0:53,918	0:21,576	0:16,231	0:53,955	0:21,658	0:16,092
Runde 17	0:54,088	0:21,833	0:16,134	0:53,358	0:21,408	0:15,946	0:54,214	0:21,744	0:16,190	0:53,934	0:21,613	0:16,133	0:54,081	0:21,719	0:16,141
Runde 18	0:53,630	0:21,523	0:16,028	0:53,830	0:21,488	0:16,336	0:53,989	0:21,602	0:16,128	0:53,780	0:21,577	0:16,068	0:54,139	0:21,774	0:16,125
Runde 19	0:55,470	0:21,626	0:17,805	0:53,760	0:21,487	0:16,188	0:54,919	0:21,720	0:16,802	0:53,911	0:21,605	0:16,050	0:54,199	0:21,729	0:16,185

DEUTSCHE KART-MEISTERSCHAFT

Round 4: 02 - 04 / 08 / 2019

KARTING GENK (BEL)



DMSB RegNr 166/19

R 23 DKM (OK) Race 2

Die schnellsten Zeiten

Ort	Nr. Fahrername	Zeit	Streckenl.	Ø Speed
Ziel	8 Liwinski, David	0:52,477	1360 m	93,3 km/h
Sektion 1	60 Pauwels, Kobe	0:20,993	548 m	94,0 km/h
Sektion 2	8 Liwinski, David	0:15,691	366 m	84,0 km/h
Sektion 3	8 Liwinski, David	0:15,689	446 m	102,3 km/h

	Smr.84 Travisanutto, Lorenzo ITA CV Performance Group theoretisch mögliche Bestzeit 0:52,793	Smr.12 Knopp, Josef CZE TB Racing Team theoretisch mögliche Bestzeit 0:53,541	Smr.36 Anderritti, Leandro CHE RS Schumacher Racing Team theoretisch mögliche Bestzeit 0:54,231	Smr.25 Weimann, Jule DEU Solgat Motorsport theoretisch mögliche Bestzeit 0:53,223	Ziel
best	Sektion 1 0:21,177 0:15,812 0:15,804	Sektion 1 0:21,419 0:15,998 0:16,124	Sektion 1 0:21,794 0:16,182 0:16,255	Sektion 1 0:21,315 0:15,960 0:15,948	Sektion 1 Sektion 2 Sektion 3
Runde 1	0:55,698 0:22,698 0:16,660 0:16,340	0:59,773 0:24,728 0:17,743 0:17,302	0:57,500 0:23,303 0:17,574 0:16,623	0:59,886 0:24,475 0:18,368 0:17,043	
Runde 2	0:55,120 0:22,090 0:16,713 0:16,317	0:56,172 0:22,723 0:16,666 0:16,783	0:56,220 0:22,489 0:16,885 0:16,846	0:56,299 0:22,577 0:17,082 0:16,640	
Runde 3	0:54,595 0:21,983 0:16,385 0:16,227	0:57,418 0:22,682 0:17,962 0:16,774	0:54,846 0:21,984 0:16,484 0:16,378	0:55,345 0:22,253 0:16,771 0:16,321	
Runde 4	0:54,032 0:21,780 0:16,199 0:16,053	0:55,582 0:22,230 0:17,125 0:16,227	0:54,621 0:21,794 0:16,572 0:16,255	0:55,579 0:22,669 0:16,657 0:16,253	
Runde 5	0:53,726 0:21,576 0:16,132 0:16,018	0:56,708 0:21,826 0:18,672 0:16,210	0:55,675 0:21,922 0:16,667 0:17,086	0:53,992 0:22,084 0:15,960 0:15,948	
Runde 6	0:53,411 0:21,413 0:16,029 0:15,969	0:54,241 0:21,475 0:16,190 0:16,576	0:56,794 0:22,114 0:17,880 0:16,800	0:54,055 0:21,315 0:15,975 0:16,765	
Runde 7	0:53,210 0:21,368 0:15,966 0:15,876	0:53,714 0:21,534 0:15,998 0:16,182	0:55,117 0:22,006 0:16,182 0:16,929	0:54,252 0:21,778 0:16,188 0:16,286	
Runde 8	0:53,081 0:21,271 0:15,916 0:15,894	0:54,870 0:22,091 0:16,395 0:16,384			
Runde 9	0:52,907 0:21,243 0:15,812 0:15,852	0:54,003 0:21,419 0:16,460 0:16,124			
Runde 10	0:52,821 0:21,177 0:15,840 0:15,804	0:21,584			
Runde 11	0:21,236 0:16,200				

R 18 DKM (OK) Race 1

Strecke / track: 1360m

fastest Lap Hugo SASSE at: 0:52,154

started: 34 classified: 34 not classified: 0

Pos	Str. Nr.	Fahrer Driver	Nation	Bewerber / Sponsor	Nation	Lizenz R-Lizenz	Chassis / Motor / Reifen	Points	Penalty	Runden Laps	Gesamtzeit Differenz	Abstand Gap	beste Runde best Lap	in R. in L.	o Geschw. o Speed
1	2	SASSE, Hugo	DEU	TB Racing Team	DEU	IKC1147248 KBF1116906	Kart Republic / IAME / Vega	25		19	16:45,564		0:52,154	15	92,5 km/h 93,9 km/h
2	84	TRAVISANUTTO, Lorenzo	ITA	CV Performance Group	DEU	297878 KBF1141781	KR / IAME / Vega	20		19	16:46,838 0:01,274	0:01,274	0:52,193	14	92,4 km/h 93,8 km/h
3	34	ARNOLD, Felix	DEU	TB Racing Team	DEU	IKA1138542 KBF1116906	KR / IAME / Vega	16		19	16:47,336 0:01,772	0:00,498	0:52,227	14	92,3 km/h 93,7 km/h
4	13	TAUSCHER, Alexander	DEU	Junior TEAM75	DEU	IKC1162751 KBF1154079	Kart Republic / IAME / Vega	13		19	16:52,639 0:07,075	0:05,303	0:52,278	14	91,9 km/h 93,7 km/h
5	17	FÜNGELING, Luke Brandon	DEU	Valier Motorsport	DEU	IKC1136804 KBF1063735	KR / IAME / Vega	11		19	16:54,446 0:08,882	0:01,807	0:52,457	13	91,7 km/h 93,3 km/h
6	14	DÖRR, Ben	DEU	TB Racing Team	DEU	IKCR1162845 KBF1116906	KR / IAME / Vega	10		19	16:55,154 0:09,590	0:00,708	0:52,422	15	91,6 km/h 93,4 km/h
7	16	GRIGGS, Luca	GBR	Kartshop Ampling	DEU	298409 KBF1108764	Tony Kart / TM / Vega	9		19	16:56,622 0:11,058	0:01,468	0:52,403	15	91,5 km/h 93,4 km/h
8	99	BUUS, Bastian	DNK	RS Competition	DNK	59991 36053	Tony Kart / Vortex / Vega	8		19	16:57,106 0:11,542	0:00,484	0:52,713	13	91,5 km/h 92,9 km/h
9	20	ÖGAARD, Sebastian	DNK	Ward Racing	SWE	55995 102	Tony Kart / Vortex / Vega	7		19	16:57,398 0:11,834	0:00,292	0:52,501	15	91,4 km/h 93,3 km/h
10	11	MESCH, Joel	DEU	TB Racing Team	DEU	IKC1179312 KBF1116906	KR / IAME / Vega	6		19	16:59,163 0:13,599	0:01,765	0:52,388	16	91,3 km/h 93,5 km/h
11	1	THOMPSON, Harry	GBR	Ricky Flynn Motorsport	GBR	265302 162392	FA Kart / Vortex / Vega	5		19	16:59,808 0:14,244	0:00,645	0:52,771	12	91,2 km/h 92,8 km/h
12	37	DEGNBOL, Noah	DNK	RS Competition	DNK	66559 36053	Tony Kart / Vortex / Vega	4		19	16:59,927 0:14,363	0:00,119	0:52,686	16	91,2 km/h 92,9 km/h
13	36	ANDERRÜTI, Leandro	CHE	RS Schumacher Racing Team	DEU	500212 KBF1067587	IPK-Praga / TM / Vega	3		19	17:00,182 0:14,618	0:00,255	0:52,817	15	91,2 km/h 92,7 km/h
14	7	TRÖGER, Niels	DEU	CRG Keijzer racing	NLD	IKC1139697 28613	CRG / TM / Vega	2		19	17:00,391 0:14,827	0:00,209	0:52,794	13	91,2 km/h 92,7 km/h
15	4	HAVERTKORT, Kas	NLD	CRG Keijzer racing	NLD	36154 28613	CRG / TM / Vega	1		19	17:01,401 0:15,837	0:01,010	0:52,744	13	91,1 km/h 92,8 km/h
16	45	KELSTRUP, Georg	SWE	TK Racing	DNK	200407023050 52208	FA Kart / TM / Vega	0		19	17:03,164 0:17,600	0:01,763	0:52,854	11	90,9 km/h 92,6 km/h
17	28	O' DEY, Levi	DEU	RS Schumacher Racing Team	DEU	IKC1164486 KBF1067587	Praga / TM / Vega	0		19	17:04,630 0:19,066	0:01,466	0:52,665	9	90,8 km/h 93 km/h
18	60	PAUWELS, Kobe	BEL	CV Performance Group	DEU	910066 KBF1141781	KR / IAME / Vega	*	5 sec.	19	17:07,040 0:21,476	0:02,410	0:52,635	12	90,6 km/h 93 km/h
19	8	LIWINSKI, David	NLD	BIREL ART RACING KSW	AUT	35786 BK102	Birel Art / IAME / Vega	0	5 sec.	19	17:07,318 0:21,754	0:00,278	0:52,528	14	90,6 km/h 93,2 km/h
20	29	HOLZEM, Sandro	DEU	Lanari Racing Team	DEU	IKC1195323 KBF1159049	Kart Republic / Parilla / Vega	0		19	17:07,366 0:21,802	0:00,048	0:52,823	12	90,5 km/h 92,7 km/h
21	43	WISKIRCHEN, Moritz	DEU	TB Racing Team	DEU	IKC1173298 KBF1116906	KR / IAME / Vega	0		19	17:07,434 0:21,870	0:00,068	0:52,724	14	90,5 km/h 92,9 km/h
22	10	RIED, Jonas	DEU	Solgat Motorsport	DEU	IKC1167350 KBF1079882	Birel Art / TM / Vega	0		19	17:07,857 0:22,293	0:00,423	0:52,668	16	90,5 km/h 93 km/h
23	41	MEYER HANSEN, Mikkel	DNK	Racing Motor DK	DNK	36477 03587	Kali Kart / TM / Vega	0		19	17:10,517 0:24,953	0:02,660	0:53,022	12	90,3 km/h 92,3 km/h
24	38	FRIIS, Julie	DNK	TK Racing	DNK	41614 52208	FA Kart / TM / Vega	0		19	17:12,250 0:26,686	0:01,733	0:52,934	14	90,1 km/h 92,5 km/h
25	12	KNOPP, Josef	CZE	TB Racing Team	DEU	19AS0120 KBF1116906	KR / IAME / Vega	0		19	17:14,703 0:29,139	0:02,453	0:53,165	9	89,9 km/h 92,1 km/h
26	21	VAN VARK, Lars	NLD	TB Racing Team	DEU	36980 KBF1116906	KR / IAME / Vega	0		15	13:38,713 4 R	4 R	0:53,149	14	89,7 km/h 92,1 km/h
27	48	KRAMER, Pablo	DEU	Valier Motorsport	DEU	IKC1151450 KBF1063735	SODI / IAME / Vega	0		12	10:50,051 7 R	3 R	0:52,651	11	90,4 km/h 93 km/h
28	18	ROSAM, Max	DEU	TR Motorsport	DEU	IKC1162238 KBF1080519	Jesolo / TM / Vega	0		9	8:52,179 10 R	3 R	0:53,579	7	82,8 km/h 91,4 km/h
29	39	BRADAL, Rasmus	DNK	RS Competition	DNK	39340 36053	Tony Kart / Vortex / Vega	0		7	6:32,726 12 R	2 R	0:53,760	7	87,3 km/h 91,1 km/h
30	30	HOLZEM, Juliano	DEU	Lanari Racing Team	DEU	IKC1195324 KBF1159049	Kart Republic / Parilla / Vega	0		6	5:31,651 13 R	1 R	0:53,092	6	88,6 km/h 92,2 km/h
31	24	LAGROTTERIA, Antonio	CHE	Innovate Competition	CHE	500238 500033	Exprit / Iame / Vega	0		6	6:08,166 13 R	0:36,515	0:53,935	6	79,8 km/h 90,8 km/h
32	31	BELHOCINE, Sebastien	CZE	Srnadel Motorsport	CZE	19AS0129 18AT01511	KR / IAME / Vega	0		2	2:38,330 17 R	4 R	1:00,598	1	61,8 km/h 80,8 km/h
33	25	WEIMANN, Jule	DEU	Solgat Motorsport	DEU	IKC1159312 KBF1079882	Birel Art / TM / Vega	0		0	0:02,849 19 R	2 R			
34	54	DI PRIMA, Livio	CHE	Solgat Motorsport	DEU	500260 KBF1079882	Birel Art / IAME / Vega	0		0	0:04,346 19 R	0:01,497			

SiNr. 60 5 sec penalty Frontfairing

SiNr. 8 5 sec penalty Pushing

Rennleitung: Volker Ehekircher Racedirektor: Horst Seidel

Sportkommissare: Nikolas Spaderna / Ulrich Bell / Hans-Willi Baumgarten


Techn. Kommissare: Hans-Jürgen Dangers / M. Grasshoff / C. Schmidt / J. Lawinger / K.L. Ruszczynski / H.-W. Schäfer / A. Sengpiel

Zeitnahme: KART-DATA timing service Franz Schieszler

Zeitnahme / timekeeping

control 
Franz Schieszler

freigegeben: 11:53:46



R 18 DKM (OK) Race 1

Fahrername Driver	Sasse Hugo	Travisanuffo Lorenzo	Arnold Felix	Tauscher Alexander	Füngeling Luke Brandon	Dörr Ben	Griggs Luca	Buus Bastian	Ögaard Sebastian	Mesch Joel	Thompson Harry	Degnol Noah
schnellste Runde in Runde	0:52,154 Rn. 15	0:52,193 Rn. 14	0:52,227 Rn. 14	0:52,278 Rn. 14	0:52,457 Rn. 13	0:52,422 Rn. 15	0:52,403 Rn. 15	0:52,713 Rn. 13	0:52,501 Rn. 15	0:52,388 Rn. 16	0:52,771 Rn. 12	0:52,686 Rn. 16
Speed	93,9 km/h	93,8 km/h	93,7 km/h	93,7 km/h	93,3 km/h	93,4 km/h	93,4 km/h	92,9 km/h	93,3 km/h	93,5 km/h	92,8 km/h	92,9 km/h
Lap 1	0:55,334	0:54,752	0:55,022	0:56,267	0:56,881	0:56,257	0:59,105	0:56,491	0:56,197	0:57,073	0:54,693	0:58,967
Lap 2	0:54,060	0:54,170	0:54,093	0:54,474	0:54,978	0:55,480	0:54,729	0:54,526	0:54,450	0:55,171	0:54,595	0:54,777
Lap 3	0:53,836	0:53,623	0:53,703	0:53,477	0:53,861	0:53,523	0:53,343	0:53,365	0:53,411	0:53,968	0:54,941	0:53,518
Lap 4	0:53,322	0:53,345	0:53,491	0:53,782	0:53,251	0:53,800	0:53,262	0:53,941	0:53,373	0:53,253	0:54,824	0:53,237
Lap 5	0:53,045	0:53,130	0:53,000	0:52,819	0:53,631	0:53,957	0:53,265	0:52,987	0:53,108	0:53,524	0:53,734	0:53,350
Lap 6	0:52,839	0:52,822	0:53,245	0:54,564	0:52,873	0:52,865	0:52,631	0:53,489	0:54,828	0:52,863	0:53,090	0:53,336
Lap 7	0:52,412	0:52,472	0:52,765	0:53,555	0:53,638	0:54,139	0:53,632	0:53,527	0:54,016	0:54,208	0:53,678	0:53,330
Lap 8	0:52,381	0:52,489	0:52,568	0:52,842	0:53,575	0:53,916	0:53,680	0:53,171	0:54,014	0:53,580	0:53,062	0:52,976
Lap 9	0:52,562	0:52,651	0:52,621	0:53,069	0:52,833	0:52,614	0:52,847	0:52,894	0:52,781	0:52,985	0:53,260	0:52,906
Lap 10	0:52,523	0:52,598	0:52,614	0:52,752	0:52,772	0:52,939	0:53,141	0:52,853	0:53,370	0:53,315	0:52,938	0:53,081
Lap 11	0:52,342	0:52,360	0:52,453	0:52,469	0:52,679	0:52,645	0:52,935	0:53,079	0:52,854	0:53,547	0:53,055	0:53,409
Lap 12	0:52,356	0:52,417	0:52,401	0:52,456	0:52,503	0:52,544	0:52,441	0:52,752	0:52,513	0:52,957	0:52,771	0:52,717
Lap 13	0:52,312	0:52,252	0:52,299	0:52,356	0:52,457	0:52,720	0:52,428	0:52,713	0:52,541	0:52,703	0:52,805	0:52,821
Lap 14	0:52,244	0:52,193	0:52,227	0:52,278	0:52,514	0:52,525	0:53,431	0:52,932	0:53,919	0:52,628	0:53,182	0:52,711
Lap 15	0:52,154	0:52,200	0:52,437	0:52,393	0:52,658	0:52,422	0:52,403	0:52,942	0:52,501	0:52,797	0:52,914	0:53,035
Lap 16	0:52,567	0:53,245	0:52,398	0:52,540	0:52,559	0:52,527	0:52,566	0:53,114	0:52,730	0:52,388	0:53,132	0:52,686
Lap 17	0:52,325	0:52,431	0:52,512	0:52,628	0:52,592	0:52,544	0:52,486	0:52,848	0:52,924	0:52,469	0:53,254	0:52,743
Lap 18	0:52,250	0:52,483	0:52,465	0:52,609	0:52,553	0:52,603	0:52,604	0:53,004	0:52,757	0:53,264	0:53,263	0:52,796
Lap 19	0:52,302	0:52,789	0:52,559	0:52,714	0:52,697	0:52,832	0:53,020	0:53,665	0:52,625	0:53,720	0:54,465	0:54,248

R 18 DKM (OK) Race 1

Fahrername Driver	Anderrüti Leandro	Tröger Niels	Havertkort Kas	Liwinski David	Kelstrup Georg	O´dey Levi	Pauwels Kobe	Holzem Sandro	Wiskirchen Moritz	Ried Jonas	Meyer Hansen Mikkel	Friis Julie
schnellste Runde in Runde	0:52,817 Rn. 15	0:52,794 Rn. 13	0:52,744 Rn. 13	0:52,528 Rn. 14	0:52,854 Rn. 11	0:52,665 Rn. 9	0:52,635 Rn. 12	0:52,823 Rn. 12	0:52,724 Rn. 14	0:52,668 Rn. 16	0:53,022 Rn. 12	0:52,934 Rn. 14
Speed	92,7 km/h	92,7 km/h	92,8 km/h	93,2 km/h	92,6 km/h	93,0 km/h	93,0 km/h	92,7 km/h	92,9 km/h	93,0 km/h	92,3 km/h	92,5 km/h
Lap 1	0:55,641	0:56,881	0:57,943	0:59,430	0:59,582	1:02,530	0:59,289	1:00,477	0:59,121	1:00,859	1:01,056	1:00,502
Lap 2	0:53,861	0:54,935	0:54,494	0:55,105	0:55,559	0:55,697	0:54,858	0:55,535	0:55,079	0:55,631	0:55,748	0:56,104
Lap 3	0:54,035	0:54,617	0:53,989	0:55,553	0:54,157	0:54,052	0:53,816	0:54,646	0:55,319	0:54,526	0:54,051	0:54,679
Lap 4	0:53,551	0:53,764	0:54,150	0:54,212	0:53,260	0:54,480	0:53,550	0:53,768	0:55,047	0:54,805	0:54,301	0:54,493
Lap 5	0:53,200	0:54,078	0:53,867	0:53,996	0:53,001	0:53,904	0:53,195	0:53,417	0:54,753	0:54,478	0:54,278	0:55,228
Lap 6	0:54,721	0:53,369	0:53,384	0:53,274	0:52,932	0:53,179	0:52,956	0:53,645	0:53,332	0:53,563	0:53,282	0:53,581
Lap 7	0:53,447	0:53,957	0:54,064	0:52,982	0:53,441	0:53,937	0:57,253	0:53,466	0:54,970	0:55,081	0:54,669	0:54,200
Lap 8	0:53,520	0:53,023	0:53,036	0:53,051	0:53,094	0:52,951	0:52,955	0:53,615	0:53,305	0:53,880	0:53,069	0:54,081
Lap 9	0:53,760	0:53,068	0:53,042	0:52,661	0:53,481	0:52,665	0:52,773	0:53,146	0:53,035	0:53,115	0:53,249	0:53,219
Lap 10	0:53,364	0:53,016	0:53,003	0:52,697	0:53,061	0:52,719	0:52,695	0:52,999	0:52,941	0:53,171	0:53,368	0:53,277
Lap 11	0:54,052	0:52,949	0:52,960	0:52,585	0:52,854	0:52,801	0:52,730	0:53,051	0:52,946	0:53,000	0:53,511	0:53,302
Lap 12	0:52,938	0:53,210	0:52,938	0:52,557	0:52,864	0:52,792	0:52,635	0:52,823	0:52,806	0:52,737	0:53,022	0:53,207
Lap 13	0:53,215	0:52,794	0:52,744	0:52,619	0:53,128	0:53,247	0:52,665	0:53,516	0:52,893	0:52,783	0:53,233	0:53,194
Lap 14	0:53,320	0:53,045	0:52,935	0:52,528	0:52,878	0:52,775	0:52,647	0:53,207	0:52,724	0:52,762	0:53,153	0:52,934
Lap 15	0:52,817	0:52,944	0:53,004	0:52,620	0:53,158	0:52,732	0:52,639	0:53,072	0:52,873	0:52,780	0:53,341	0:52,939
Lap 16	0:52,972	0:52,971	0:53,002	0:52,823	0:52,960	0:52,712	0:52,907	0:53,323	0:52,842	0:52,668	0:53,127	0:53,838
Lap 17	0:52,817	0:53,034	0:53,047	0:53,376	0:54,007	0:52,780	0:52,893	0:53,367	0:52,858	0:52,803	0:53,293	0:53,196
Lap 18	0:53,109	0:52,914	0:53,201	0:52,841	0:53,111	0:52,892	0:52,974	0:53,169	0:53,018	0:52,760	0:53,342	0:53,226
Lap 19	0:53,288	0:53,082	0:53,517	0:52,921	0:53,255	0:53,174	0:53,155	0:53,549	0:53,310	0:52,828	0:53,449	0:53,202

R 18 DKM (OK) Race 1



Fahrername Driver	Knopp Josef	Van Vark Lars	Kramer Pablo	Rosam Max	Bradal Rasmus	Holzem Juliano	Lagrotteria Antonio	Belhocine Sebastien	Weimann Jule	Di Prima Livio
schnellste Runde in Runde	0:53,165 Rn. 9	0:53,149 Rn. 14	0:52,651 Rn. 11	0:53,579 Rn. 7	0:53,760 Rn. 7	0:53,092 Rn. 6	0:53,935 Rn. 6	1:00,598 Rn. 1		
Speed	92,1 km/h	92,1 km/h	93,0 km/h	91,4 km/h	91,1 km/h	92,2 km/h	90,8 km/h	80,8 km/h		
Lap 1	1:00,201	0:58,942	0:59,544	1:00,965	1:00,112	0:59,481	1:00,063	1:00,598		
Lap 2	0:55,095	0:56,537	0:55,658	0:55,886	0:56,206	0:55,315	1:25,261	1:34,085		
Lap 3	0:56,626	0:55,233	0:54,894	0:55,033	0:54,732	0:53,959	0:56,437			
Lap 4	0:54,508	0:53,949	0:53,480	0:54,513	0:54,626	0:53,337	0:54,387			
Lap 5	0:54,460	0:53,609	0:53,140	0:55,013	0:55,102	0:53,127	0:54,331			
Lap 6	0:53,422	0:55,279	0:53,058	0:53,968	0:53,761	0:53,092	0:53,935			
Lap 7	0:54,601	0:55,192	0:52,975	0:53,579	0:53,760					
Lap 8	0:53,712	0:53,770	0:52,894	1:25,218						
Lap 9	0:53,165	0:53,478	0:53,001	0:53,981						
Lap 10	0:53,344	0:53,377	0:52,696							
Lap 11	0:53,695	0:53,219	0:52,651							
Lap 12	0:53,317	0:53,438	0:52,922							
Lap 13	0:53,695	0:53,181								
Lap 14	0:53,505	0:53,149								
Lap 15	0:53,558	0:53,335								
Lap 16	0:53,395									
Lap 17	0:53,628									
Lap 18	0:53,655									
Lap 19	0:53,628									



DMSB Reg.Nr. 166/19


R 18 DKM (OK) Race 1

Ziel		Sektion 1		Sektion 2		Sektion 3	
Fahrername	Zeit	Fahrername	Zeit	Fahrername	Zeit	Fahrername	Zeit
1 2 Sasse,Hugo	0:52,154	84 Trivisanutto,Lorenzo	0:20,896	2 Sasse,Hugo	0:15,611	13 Tauscher,Alexander	0:15,614
2 84 Trivisanutto,Lorenzo	0:52,193	34 Arnold,Felix	0:20,919	10 Ried,Jonas	0:15,614	2 Sasse,Hugo	0:15,618
3 34 Arnold,Felix	0:52,227	2 Sasse,Hugo	0:20,925	17 Füngeling,Luke Brandon	0:15,623	84 Trivisanutto,Lorenzo	0:15,628
4 13 Tauscher,Alexander	0:52,278	13 Tauscher,Alexander	0:20,995	84 Trivisanutto,Lorenzo	0:15,624	11 Mesch,Joel	0:15,645
5 11 Mesch,Joel	0:52,388	16 Griggs,Luca	0:20,998	13 Tauscher,Alexander	0:15,639	34 Arnold,Felix	0:15,650
6 16 Griggs,Luca	0:52,403	11 Mesch,Joel	0:20,998	34 Arnold,Felix	0:15,658	20 Øgaard,Sebastian	0:15,666
7 14 Dörr,Ben	0:52,422	60 Pauwels,Kobe	0:21,045	16 Griggs,Luca	0:15,674	14 Dörr,Ben	0:15,673
8 17 Füngeling,Luke Brandon	0:52,457	14 Dörr,Ben	0:21,053	20 Øgaard,Sebastian	0:15,677	17 Füngeling,Luke Brandon	0:15,695
9 20 Øgaard,Sebastian	0:52,501	37 Degnbøl,Noah	0:21,068	11 Mesch,Joel	0:15,685	16 Griggs,Luca	0:15,702
10 8 Liwinski,David	0:52,528	20 Øgaard,Sebastian	0:21,079	8 Liwinski,David	0:15,686	43 Wiskirchen,Moritz	0:15,705
11 60 Pauwels,Kobe	0:52,635	99 Buus,Bastian	0:21,082	14 Dörr,Ben	0:15,687	8 Liwinski,David	0:15,732
12 48 Kramer,Pablo	0:52,651	8 Liwinski,David	0:21,088	99 Buus,Bastian	0:15,706	37 Degnbøl,Noah	0:15,745
13 28 O' dey,Levi	0:52,665	48 Kramer,Pablo	0:21,096	1 Thompson,Harry	0:15,734	60 Pauwels,Kobe	0:15,746
14 10 Ried,Jonas	0:52,668	28 O' dey,Levi	0:21,098	48 Kramer,Harry	0:15,738	1 Thompson,Harry	0:15,756
15 37 Degnbøl,Noah	0:52,686	17 Füngeling,Luke Brandon	0:21,100	28 O' dey,Levi	0:15,740	99 Buus,Bastian	0:15,764
16 99 Buus,Bastian	0:52,713	36 Anderrüti,Leandro	0:21,132	4 Haverkort,Kas	0:15,746	48 Kramer,Pablo	0:15,771
17 43 Wiskirchen,Moritz	0:52,724	45 Kelstrup,Georg	0:21,136	37 Degnbøl,Noah	0:15,755	10 Ried,Jonas	0:15,775
18 4 Haverkort,Kas	0:52,744	10 Ried,Jonas	0:21,137	43 Wiskirchen,Moritz	0:15,777	36 Anderrüti,Leandro	0:15,778
19 1 Thompson,Harry	0:52,771	7 Tröger,Niels	0:21,142	60 Pauwels,Kobe	0:15,779	28 O' dey,Levi	0:15,783
20 7 Tröger,Niels	0:52,794	43 Wiskirchen,Moritz	0:21,162	45 Kelstrup,Georg	0:15,782	4 Haverkort,Kas	0:15,798
21 36 Anderrüti,Leandro	0:52,817	1 Thompson,Harry	0:21,163	29 Holzem,Sandro	0:15,804	29 Holzem,Sandro	0:15,800
22 29 Holzem,Sandro	0:52,823	4 Haverkort,Kas	0:21,173	36 Anderrüti,Leandro	0:15,816	7 Tröger,Niels	0:15,821
23 45 Kelstrup,Georg	0:52,854	29 Holzem,Sandro	0:21,182	7 Tröger,Niels	0:15,820	45 Kelstrup,Georg	0:15,831
24 38 Friis,Julie	0:52,934	41 Meyer Hansen,Mikkel	0:21,185	41 Meyer Hansen,Mikkel	0:15,839	30 Holzem,Juliano	0:15,844
25 41 Meyer Hansen,Mikkel	0:53,022	38 Friis,Julie	0:21,210	38 Friis,Julie	0:15,840	38 Friis,Julie	0:15,861
26 30 Holzem,Juliano	0:53,092	30 Holzem,Juliano	0:21,290	21 Van Yark,Lars	0:15,873	21 Van Yark,Lars	0:15,887
27 21 Van Yark,Lars	0:53,149	12 Knopp,Josef	0:21,322	12 Knopp,Josef	0:15,881	41 Meyer Hansen,Mikkel	0:15,894
28 12 Knopp,Josef	0:53,165	21 Van Yark,Lars	0:21,332	30 Holzem,Juliano	0:15,912	12 Knopp,Josef	0:15,947
29 18 Rosam,Max	0:53,579	18 Rosam,Max	0:21,407	39 Braddal,Rasmus	0:15,990	39 Braddal,Rasmus	0:15,970
30 39 Braddal,Rasmus	0:53,760	39 Braddal,Rasmus	0:21,453	18 Rosam,Max	0:15,994	18 Rosam,Max	0:16,084
31 24 Lagrotteria,Antonio	0:53,935	24 Lagrotteria,Antonio	0:21,674	24 Lagrotteria,Antonio	0:16,098	24 Lagrotteria,Antonio	0:16,163
32 31 Belhocine,Sebastien	1:00,598	31 Belhocine,Sebastien	0:22,262	31 Belhocine,Sebastien	0:16,725	31 Belhocine,Sebastien	0:17,493
33 25 Weimann,Julie		25 Weimann,Julie	0:23,621	25 Weimann,Julie	0:18,287	25 Weimann,Julie	
34 54 Di Prima,Livio		54 Di Prima,Livio		54 Di Prima,Livio		54 Di Prima,Livio	

DEUTSCHE KART-MEISTERSCHAFT

Round 4: 02 - 04 / 08 / 2019



KARTING GENK (BEL)




DMSB RegNr 166/19

R 18 DKM (OK) Race 1

Die schnellsten Zeiten

Ort	Nr. Fahrername	Zeit	Streckenl.	Ø Speed
Ziel	2 Sasse,Hugo	0:52,154	1360 m	93,9 km/h
Sektion 1	84 Travisanutto,Lorenzo	0:20,896	548 m	94,4 km/h
Sektion 2	2 Sasse,Hugo	0:15,611	366 m	84,4 km/h
Sektion 3	13 Tauscher,Alexander	0:15,614	446 m	102,8 km/h


	Smr.84 Travisanutto,Lorenzo ITA		Smr.34 Arnold,Felix DEU		Smr.13 Tauscher,Alexander DEU		Smr.17 Füngeling,Luke Brandon DEU								
	CV Performance Group		TB Racing Team		Junior TEAM75		Valier Motorsport								
	theoretisch mögliche Bestzeit 0:52,148		theoretisch mögliche Bestzeit 0:52,227		theoretisch mögliche Bestzeit 0:52,248		theoretisch mögliche Bestzeit 0:52,418								
best	Ziel	Sektion 3	Ziel	Sektion 3	Ziel	Sektion 1	Sektion 3	Ziel	Sektion 1	Sektion 2	Sektion 3				
Runde 1	0:55,334	0:22,931	0:16,212	0:16,191	0:54,752	0:22,342	0:16,305	0:16,105	0:52,227	0:20,919	0:15,650	0:52,457	0:21,100	0:15,623	0:15,695
Runde 2	0:54,060	0:21,565	0:16,323	0:16,172	0:54,170	0:21,649	0:16,289	0:16,232	0:54,474	0:21,858	0:16,056	0:54,978	0:22,237	0:16,408	0:16,333
Runde 3	0:53,836	0:21,865	0:16,008	0:15,963	0:53,623	0:21,499	0:16,117	0:16,007	0:53,477	0:21,464	0:15,954	0:53,861	0:21,620	0:16,202	0:16,039
Runde 4	0:53,322	0:21,440	0:15,947	0:15,935	0:53,345	0:21,464	0:15,972	0:15,909	0:53,782	0:21,780	0:15,865	0:53,251	0:21,413	0:15,923	0:15,915
Runde 5	0:53,045	0:21,306	0:15,893	0:15,846	0:53,130	0:21,306	0:15,972	0:15,852	0:52,819	0:21,204	0:15,794	0:53,631	0:21,353	0:16,390	0:15,888
Runde 6	0:52,839	0:21,118	0:15,922	0:15,799	0:52,822	0:21,190	0:15,884	0:15,748	0:54,564	0:21,212	0:16,434	0:52,873	0:21,200	0:16,794	0:15,879
Runde 7	0:52,412	0:21,012	0:15,711	0:15,689	0:52,472	0:21,037	0:15,741	0:15,694	0:53,555	0:21,470	0:16,064	0:53,638	0:21,706	0:15,867	0:16,065
Runde 8	0:52,381	0:20,995	0:15,701	0:15,685	0:52,489	0:21,002	0:15,724	0:15,763	0:52,842	0:21,112	0:15,859	0:53,575	0:21,361	0:16,203	0:16,011
Runde 9	0:52,562	0:21,034	0:15,704	0:15,824	0:52,651	0:21,069	0:15,739	0:15,843	0:53,069	0:21,610	0:15,726	0:52,833	0:21,147	0:15,925	0:15,761
Runde 10	0:52,523	0:21,097	0:15,683	0:15,743	0:52,598	0:21,145	0:15,713	0:15,740	0:52,752	0:21,312	0:15,686	0:52,772	0:21,267	0:15,709	0:15,796
Runde 11	0:52,342	0:20,971	0:15,730	0:15,641	0:52,360	0:20,956	0:15,677	0:15,727	0:52,469	0:21,051	0:15,697	0:52,679	0:21,120	0:15,712	0:15,847
Runde 12	0:52,356	0:21,019	0:15,700	0:15,637	0:52,417	0:20,991	0:15,722	0:15,704	0:52,456	0:21,041	0:15,734	0:52,503	0:21,115	0:15,693	0:15,765
Runde 13	0:52,312	0:20,998	0:15,668	0:15,646	0:52,252	0:20,940	0:15,657	0:15,655	0:52,356	0:21,080	0:15,662	0:52,457	0:21,106	0:15,656	0:15,695
Runde 14	0:52,244	0:20,935	0:15,649	0:15,660	0:52,193	0:20,896	0:15,669	0:15,628	0:52,278	0:20,995	0:15,639	0:52,514	0:21,131	0:15,643	0:15,740
Runde 15	0:52,154	0:20,925	0:15,611	0:15,618	0:52,200	0:20,915	0:15,624	0:15,661	0:52,393	0:21,097	0:15,678	0:52,658	0:21,209	0:15,682	0:15,767
Runde 16	0:52,567	0:20,933	0:15,945	0:15,689	0:53,245	0:20,930	0:16,522	0:15,793	0:52,540	0:21,133	0:15,702	0:52,559	0:21,112	0:15,705	0:15,742
Runde 17	0:52,325	0:21,040	0:15,646	0:15,639	0:52,431	0:21,005	0:15,695	0:15,731	0:52,628	0:21,100	0:15,764	0:52,592	0:21,131	0:15,672	0:15,789
Runde 18	0:52,250	0:20,970	0:15,642	0:15,638	0:52,483	0:21,014	0:15,761	0:15,708	0:52,609	0:21,104	0:15,766	0:52,553	0:21,100	0:15,688	0:15,765
Runde 19	0:52,302	0:20,958	0:15,659	0:15,685	0:52,789	0:21,138	0:15,815	0:15,836	0:52,714	0:21,074	0:15,893	0:52,697	0:21,115	0:15,740	0:15,842

DEUTSCHE KART-MEISTERSCHAFT

Round 4: 02 - 04 / 08 / 2019

KARTING GENK (BEL)





DMSB RegNr 166/19

R 18 DKM (OK) Race 1

Die schnellsten Zeiten

Ort	Nr. Fahrername	Streckentl.	Zeit	Ø Speed
Ziel	2 Sasse,Hugo	1360 m	0:52,154	93,9 km/h
Sektion 1	84 Travisanutto,Lorenzo	548 m	0:20,896	94,4 km/h
Sektion 2	2 Sasse,Hugo	366 m	0:15,611	84,4 km/h
Sektion 3	13 Tauscher,Alexander	446 m	0:15,614	102,8 km/h


	Snr. 14 Dörr,Ben DEU TB Racing Team			Snr. 16 Griggs,Luca GBR Kartshop Amping			Snr. 99 Buis,Bastian DNK RS Competition			Snr. 20 Ogaard,Sebastian DNK Ward Racing			Snr. 11 Mesch,Joel DEU TB Racing Team		
	theoretisch mögliche Bestzeit	Ziel	Bestzeit	theoretisch mögliche Bestzeit	Ziel	Bestzeit	theoretisch mögliche Bestzeit	Ziel	Bestzeit	theoretisch mögliche Bestzeit	Ziel	Bestzeit	theoretisch mögliche Bestzeit	Ziel	Bestzeit
best	0:52,422	0:21,053	0:15,687	0:52,403	0:20,998	0:15,674	0:52,713	0:21,082	0:15,706	0:52,764	0:21,079	0:15,677	0:52,388	0:20,998	0:15,685
Runde 1	0:56,257	0:23,244	0:16,738	0:59,105	0:24,469	0:17,704	0:56,491	0:23,218	0:16,956	0:52,317	0:23,291	0:16,631	0:57,073	0:23,473	0:16,971
Runde 2	0:55,480	0:22,231	0:16,686	0:54,729	0:22,401	0:16,179	0:54,526	0:21,586	0:16,669	0:52,271	0:21,974	0:16,399	0:55,171	0:22,022	0:16,531
Runde 3	0:53,523	0:21,493	0:16,062	0:53,343	0:21,468	0:15,941	0:53,365	0:21,398	0:15,997	0:52,970	0:21,441	0:16,060	0:53,968	0:21,577	0:16,245
Runde 4	0:53,800	0:21,476	0:16,240	0:53,262	0:21,424	0:15,949	0:53,941	0:21,551	0:16,349	0:52,041	0:21,598	0:15,868	0:53,253	0:21,331	0:16,035
Runde 5	0:53,957	0:21,419	0:16,693	0:53,265	0:21,503	0:15,963	0:52,987	0:21,310	0:15,844	0:52,833	0:21,298	0:15,899	0:53,524	0:21,370	0:16,254
Runde 6	0:52,865	0:21,175	0:15,894	0:52,631	0:21,112	0:15,742	0:53,489	0:21,163	0:15,850	0:52,476	0:21,324	0:16,602	0:52,863	0:21,202	0:15,896
Runde 7	0:54,139	0:21,604	0:16,045	0:53,632	0:21,282	0:16,276	0:53,527	0:21,509	0:16,075	0:52,943	0:21,471	0:16,050	0:54,208	0:21,627	0:16,256
Runde 8	0:53,916	0:21,294	0:16,182	0:53,680	0:21,149	0:16,164	0:53,171	0:21,284	0:15,875	0:52,012	0:21,497	0:16,151	0:53,580	0:21,138	0:16,212
Runde 9	0:52,614	0:21,128	0:15,752	0:52,847	0:21,273	0:15,788	0:52,894	0:21,356	0:15,774	0:52,764	0:21,189	0:15,773	0:52,985	0:21,415	0:15,842
Runde 10	0:52,939	0:21,269	0:15,943	0:53,141	0:21,092	0:16,237	0:52,853	0:21,265	0:15,779	0:52,809	0:21,434	0:16,182	0:53,315	0:21,144	0:16,185
Runde 11	0:52,645	0:21,151	0:15,729	0:52,935	0:21,287	0:15,945	0:53,079	0:21,441	0:15,798	0:52,840	0:21,358	0:15,787	0:53,547	0:21,271	0:16,070
Runde 12	0:52,544	0:21,123	0:15,713	0:52,441	0:21,028	0:15,696	0:52,752	0:21,170	0:15,747	0:52,835	0:21,103	0:15,717	0:52,957	0:21,418	0:15,883
Runde 13	0:52,770	0:21,200	0:15,795	0:52,428	0:21,038	0:15,674	0:52,713	0:21,207	0:15,706	0:52,800	0:21,079	0:15,677	0:52,703	0:21,032	0:15,713
Runde 14	0:52,525	0:21,141	0:15,711	0:53,431	0:21,290	0:16,433	0:52,932	0:21,082	0:15,771	0:52,079	0:21,406	0:16,772	0:52,628	0:21,212	0:15,771
Runde 15	0:52,422	0:21,053	0:15,687	0:52,403	0:20,998	0:15,684	0:52,942	0:21,260	0:15,812	0:52,870	0:21,083	0:15,752	0:52,797	0:21,123	0:15,822
Runde 16	0:52,527	0:21,146	0:15,704	0:52,566	0:21,156	0:15,708	0:53,114	0:21,422	0:15,848	0:52,844	0:21,101	0:15,831	0:52,388	0:21,043	0:15,685
Runde 17	0:52,544	0:21,091	0:15,708	0:52,486	0:21,011	0:15,716	0:52,848	0:21,204	0:15,796	0:52,848	0:21,102	0:15,811	0:52,469	0:20,998	0:15,728
Runde 18	0:52,603	0:21,123	0:15,739	0:52,604	0:21,048	0:15,749	0:53,004	0:21,206	0:15,915	0:52,883	0:21,185	0:15,787	0:53,264	0:21,497	0:15,885
Runde 19	0:52,832	0:21,241	0:15,820	0:53,020	0:21,220	0:16,075	0:53,665	0:21,435	0:16,289	0:52,941	0:21,117	0:15,775	0:53,720	0:21,642	0:16,010

DEUTSCHE KART-MEISTERSCHAFT

Round 4: 02 - 04 / 08 / 2019

KARTING GENK (BEL)





DMSB RegNr 166/19

R 18 DKM (OK) Race 1

Die schnellsten Zeiten

Ort	Nr. Fahrername	Zeit	Streckenl.	Ø Speed
Ziel	2 Sasse, Hugo	0:52,154	1360 m	93,9 km/h
Sektion 1	84 Travisanutto, Lorenzo	0:20,896	548 m	94,4 km/h
Sektion 2	2 Sasse, Hugo	0:15,611	366 m	84,4 km/h
Sektion 3	13 Tauscher, Alexander	0:15,614	446 m	102,8 km/h


	Smr.1 Thompson, Harry GBR		Smr.37 Degnbol, Noah DNK		Smr.36 Anderrüti, Leandro CHE		Smr.7 Träger, Niels DEU		Smr.4 Haverkort, Kas NLD	
	Ricky Flynn Motorsport		RS Competition		RS Schumacher Racing Team		CRG Keijzer racing		CRG Keijzer racing	
	theoretisch mögliche Bestzeit 0:52,653		theoretisch mögliche Bestzeit 0:52,568		theoretisch mögliche Bestzeit 0:52,726		theoretisch mögliche Bestzeit 0:52,783		theoretisch mögliche Bestzeit 0:52,717	
best	Ziel	Sektion 3	Ziel	Sektion 3	Ziel	Sektion 3	Ziel	Sektion 3	Ziel	Sektion 3
Runde 1	0:52,771	0:21,163	0:52,686	0:21,068	0:55,641	0:22,911	0:52,794	0:21,142	0:52,744	0:21,173
Runde 2	0:54,693	0:22,014	0:58,967	0:24,316	0:53,861	0:22,555	0:56,881	0:23,135	0:57,943	0:24,036
Runde 3	0:54,595	0:21,774	0:54,777	0:22,097	0:53,816	0:21,555	0:54,935	0:22,059	0:54,494	0:21,876
Runde 4	0:54,941	0:22,525	0:53,518	0:21,508	0:54,035	0:21,811	0:54,617	0:21,726	0:53,989	0:21,622
Runde 5	0:54,824	0:22,273	0:53,237	0:21,330	0:53,551	0:21,493	0:53,764	0:21,575	0:54,150	0:21,858
Runde 6	0:53,734	0:21,638	0:53,350	0:21,423	0:53,200	0:21,282	0:54,078	0:21,757	0:53,867	0:21,693
Runde 7	0:53,090	0:21,321	0:53,336	0:21,346	0:54,721	0:21,605	0:53,369	0:21,320	0:53,384	0:21,463
Runde 8	0:53,678	0:21,627	0:53,330	0:21,595	0:53,447	0:21,475	0:53,957	0:21,902	0:54,064	0:22,125
Runde 9	0:53,062	0:21,326	0:52,976	0:21,189	0:53,520	0:21,254	0:53,023	0:21,216	0:53,036	0:21,293
Runde 10	0:53,260	0:21,429	0:52,906	0:21,209	0:53,760	0:21,605	0:53,068	0:21,269	0:53,042	0:21,276
Runde 11	0:52,938	0:21,297	0:53,081	0:21,175	0:53,364	0:21,558	0:53,016	0:21,276	0:53,003	0:21,227
Runde 12	0:53,055	0:21,163	0:53,409	0:21,301	0:54,052	0:21,868	0:52,949	0:21,149	0:52,960	0:21,242
Runde 13	0:52,771	0:21,267	0:52,717	0:21,157	0:52,938	0:21,217	0:53,210	0:21,371	0:52,938	0:21,235
Runde 14	0:52,805	0:21,240	0:52,821	0:21,092	0:53,215	0:21,132	0:52,794	0:21,153	0:52,744	0:21,173
Runde 15	0:53,182	0:21,558	0:52,711	0:21,132	0:53,320	0:21,570	0:53,045	0:21,142	0:52,935	0:21,232
Runde 16	0:52,914	0:21,194	0:53,035	0:21,101	0:52,817	0:21,190	0:52,944	0:21,153	0:53,004	0:21,253
Runde 17	0:53,132	0:21,473	0:52,686	0:21,186	0:52,972	0:21,154	0:52,971	0:21,264	0:53,002	0:21,255
Runde 18	0:53,254	0:21,187	0:52,743	0:21,068	0:52,817	0:21,141	0:53,034	0:21,243	0:53,047	0:21,210
Runde 19	0:53,263	0:21,479	0:52,796	0:21,164	0:53,109	0:21,246	0:52,914	0:21,151	0:53,201	0:21,334
	0:54,465	0:21,926	0:54,248	0:21,698	0:53,288	0:21,338	0:53,082	0:21,262	0:53,517	0:21,403

DEUTSCHE KART-MEISTERSCHAFT

Round 4: 02 - 04 / 08 / 2019

KARTING GENK (BEL)






DMSB RegNr 166/19

R 18 DKM (OK) Race 1

Die schnellsten Zeiten

Ort	Nr. Fahrername	Zeit	Streckenl.	Ø Speed
Ziel	2 Sasse,Hugo	0:52,154	1360 m	93,9 km/h
Sektion 1	84 Travisanutto,Lorenzo	0:20,896	548 m	94,4 km/h
Sektion 2	2 Sasse,Hugo	0:15,611	366 m	84,4 km/h
Sektion 3	13 Tauscher,Alexander	0:15,614	446 m	102,8 km/h

	Smr.60 Pauwels,Kobe BEL CV Performance Group			Smr.8 Liwinski,David MLD BIREL ART RACING KSW			Smr.45 Kelstrup,Georg SWE TK Racing			Smr.28 O'dey,Levi DEU RS Schumacher Racing Team			Smr.29 Holzem,Sandro DEU Lanart Racing Team						
	theoretisch mögliche Bestzeit	Ziel	Bestzeit	theoretisch mögliche Bestzeit	Ziel	Bestzeit	theoretisch mögliche Bestzeit	Ziel	Bestzeit	theoretisch mögliche Bestzeit	Ziel	Bestzeit	theoretisch mögliche Bestzeit	Ziel	Bestzeit				
best	0:52,635	0:21,045	0:15,779	0:52,528	0:21,088	0:15,686	0:52,732	0:52,854	0:21,136	0:15,782	0:15,831	0:52,665	0:21,098	0:15,740	0:15,783	0:52,823	0:21,182	0:15,804	0:15,800
Runde 1	0:59,289	0:24,495	0:17,728	0:17,066	0:59,430	0:24,717	0:17,991	0:59,582	0:24,937	0:17,837	0:16,808	1:02,530	0:29,298	0:16,677	0:16,555	1:00,477	0:25,538	0:18,159	0:16,780
Runde 2	0:54,858	0:21,838	0:16,688	0:16,332	0:55,105	0:22,257	0:16,566	0:55,559	0:22,221	0:17,031	0:16,307	0:55,697	0:22,171	0:16,846	0:16,680	0:55,535	0:22,442	0:16,574	0:16,519
Runde 3	0:53,816	0:21,599	0:16,176	0:16,041	0:55,553	0:22,483	0:16,303	0:54,157	0:21,920	0:16,183	0:16,054	0:54,052	0:21,812	0:16,089	0:16,151	0:54,646	0:22,000	0:16,484	0:16,162
Runde 4	0:53,550	0:21,531	0:16,034	0:15,985	0:54,212	0:21,568	0:16,514	0:53,260	0:21,376	0:15,912	0:15,972	0:54,480	0:21,852	0:16,487	0:16,141	0:53,768	0:21,621	0:16,214	0:15,933
Runde 5	0:53,195	0:21,334	0:15,957	0:15,904	0:53,996	0:22,089	0:16,061	0:53,001	0:21,268	0:15,838	0:15,895	0:53,904	0:21,696	0:16,294	0:15,914	0:53,417	0:21,558	0:15,943	0:15,916
Runde 6	0:52,956	0:21,218	0:15,896	0:15,842	0:53,274	0:21,286	0:16,064	0:52,932	0:21,226	0:15,852	0:15,854	0:53,179	0:21,232	0:15,898	0:16,049	0:53,645	0:21,399	0:16,315	0:15,931
Runde 7	0:57,253	0:24,703	0:16,541	0:16,009	0:52,982	0:21,281	0:15,891	0:53,441	0:21,616	0:15,924	0:15,901	0:53,937	0:22,123	0:15,934	0:15,880	0:53,466	0:21,415	0:16,051	0:16,000
Runde 8	0:52,955	0:21,257	0:15,838	0:15,860	0:53,051	0:21,289	0:15,827	0:53,094	0:21,339	0:15,847	0:15,908	0:52,951	0:21,208	0:15,865	0:15,878	0:53,615	0:21,491	0:15,914	0:16,210
Runde 9	0:52,773	0:21,177	0:15,814	0:15,782	0:52,661	0:21,137	0:15,743	0:53,481	0:21,136	0:16,124	0:16,221	0:52,665	0:21,133	0:15,749	0:15,783	0:53,146	0:21,276	0:15,899	0:15,971
Runde 10	0:52,695	0:21,117	0:15,799	0:15,779	0:52,697	0:21,188	0:15,746	0:53,061	0:21,367	0:15,839	0:15,855	0:52,719	0:21,098	0:15,765	0:15,856	0:52,999	0:21,279	0:15,851	0:15,869
Runde 11	0:52,730	0:21,148	0:15,792	0:15,790	0:52,585	0:21,135	0:15,686	0:52,854	0:21,223	0:15,782	0:15,849	0:52,801	0:21,106	0:15,838	0:15,857	0:53,051	0:21,320	0:15,918	0:15,813
Runde 12	0:52,635	0:21,110	0:15,779	0:15,746	0:52,557	0:21,123	0:15,690	0:52,864	0:21,168	0:15,859	0:15,837	0:52,792	0:21,158	0:15,847	0:15,787	0:52,823	0:21,182	0:15,841	0:15,800
Runde 13	0:52,665	0:21,045	0:15,843	0:15,777	0:52,619	0:21,118	0:15,728	0:53,128	0:21,217	0:15,984	0:15,927	0:53,247	0:21,256	0:16,031	0:15,960	0:53,516	0:21,309	0:15,884	0:16,323
Runde 14	0:52,647	0:21,077	0:15,782	0:15,788	0:52,528	0:21,088	0:15,708	0:52,878	0:21,167	0:15,880	0:15,831	0:52,775	0:21,152	0:15,785	0:15,838	0:53,207	0:21,568	0:15,804	0:15,835
Runde 15	0:52,639	0:21,081	0:15,796	0:15,762	0:52,620	0:21,131	0:15,720	0:53,158	0:21,322	0:15,904	0:15,932	0:52,732	0:21,143	0:15,740	0:15,849	0:53,072	0:21,305	0:15,926	0:15,841
Runde 16	0:52,907	0:21,215	0:15,855	0:15,837	0:52,823	0:21,266	0:15,788	0:52,960	0:21,158	0:15,898	0:15,904	0:52,712	0:21,118	0:15,798	0:15,796	0:53,323	0:21,334	0:15,960	0:16,029
Runde 17	0:52,893	0:21,233	0:15,853	0:15,807	0:53,376	0:21,558	0:16,040	0:54,007	0:21,870	0:16,180	0:15,957	0:52,780	0:21,150	0:15,832	0:15,798	0:53,367	0:21,499	0:15,934	0:15,934
Runde 18	0:52,974	0:21,207	0:15,885	0:15,882	0:52,841	0:21,198	0:15,785	0:53,111	0:21,328	0:15,884	0:15,899	0:52,892	0:21,164	0:15,861	0:15,867	0:53,169	0:21,303	0:15,945	0:15,921
Runde 19	0:53,155	0:21,243	0:15,959	0:15,953	0:52,921	0:21,195	0:15,889	0:53,255	0:21,318	0:16,025	0:15,912	0:53,174	0:21,300	0:15,922	0:15,952	0:53,549	0:21,398	0:16,004	0:16,147

DEUTSCHE KART-MEISTERSCHAFT

Round 4: 02 - 04 / 08 / 2019

KARTING GENK (BEL)




DMSB RegNr 166/19

R 18 DKM (OK) Race 1

Die schnellsten Zeiten

Ort	Nr. Fahrername	Zeit	Streckenl.	Ø Speed
Ziel	2 Sasse,Hugo	0:52,154	1360 m	93,9 km/h
Sektion 1	84 Travisanutto,Lorenzo	0:20,896	548 m	94,4 km/h
Sektion 2	2 Sasse,Hugo	0:15,611	366 m	84,4 km/h
Sektion 3	13 Tauscher,Alexander	0:15,614	446 m	102,8 km/h

	Smr.43 Wiskirchen,Moritz DEU TB Racing Team		Smr.10 Ried,Jonas DEU Solgat Motorsport		Smr.41 Meyer Hansen,Mikkel DNK Racing Motor DK		Smr.38 Fris,Julie DNK TK Racing		Smr.12 Knopp,Josef CZE TB Racing Team							
	theoretisch mögliche Bestzeit	Ziel	theoretisch mögliche Bestzeit	Ziel	theoretisch mögliche Bestzeit	Ziel	theoretisch mögliche Bestzeit	Ziel	theoretisch mögliche Bestzeit	Ziel						
best	0:52,774	0:21,162	0:15,777	0:15,705	0:52,668	0:21,137	0:15,614	0:15,775	0:52,934	0:21,210	0:15,840	0:15,861	0:53,165	0:21,322	0:15,881	0:15,947
Runde 1	0:59,121	0:24,269	0:17,705	0:17,147	1:00,859	0:25,780	0:18,085	0:16,994	1:00,502	0:25,583	0:17,966	0:16,953	1:00,201	0:24,563	0:18,497	0:17,141
Runde 2	0:55,079	0:22,069	0:16,671	0:16,339	0:55,631	0:22,492	0:16,781	0:16,358	0:56,104	0:22,386	0:16,665	0:17,053	0:55,095	0:22,040	0:16,733	0:16,322
Runde 3	0:55,319	0:21,901	0:16,646	0:16,772	0:54,526	0:21,815	0:16,376	0:16,335	0:54,679	0:21,712	0:16,238	0:16,729	0:56,626	0:22,363	0:16,507	0:17,756
Runde 4	0:55,047	0:22,020	0:16,700	0:16,327	0:54,805	0:21,828	0:16,435	0:16,542	0:54,493	0:21,909	0:16,323	0:16,261	0:54,508	0:21,977	0:16,369	0:16,162
Runde 5	0:54,753	0:22,136	0:16,715	0:15,902	0:54,478	0:21,850	0:16,552	0:16,076	0:55,228	0:22,108	0:16,844	0:16,276	0:54,460	0:21,808	0:16,558	0:16,094
Runde 6	0:53,332	0:21,557	0:15,915	0:15,860	0:53,563	0:21,522	0:16,051	0:15,990	0:53,581	0:21,499	0:15,993	0:16,089	0:53,422	0:21,395	0:16,019	0:16,008
Runde 7	0:54,970	0:22,687	0:16,282	0:16,001	0:55,081	0:21,973	0:16,450	0:16,658	0:54,200	0:21,561	0:16,153	0:16,486	0:54,601	0:21,906	0:16,273	0:16,422
Runde 8	0:53,305	0:21,465	0:16,062	0:15,778	0:53,880	0:21,632	0:16,319	0:15,929	0:54,081	0:21,646	0:16,340	0:16,095	0:53,712	0:21,681	0:16,084	0:15,947
Runde 9	0:53,035	0:21,311	0:15,826	0:15,898	0:53,115	0:21,364	0:15,831	0:15,920	0:53,219	0:21,353	0:15,876	0:15,990	0:53,165	0:21,322	0:15,881	0:15,962
Runde 10	0:52,941	0:21,270	0:15,876	0:15,795	0:53,171	0:21,303	0:15,950	0:15,918	0:53,277	0:21,412	0:15,883	0:15,982	0:53,344	0:21,364	0:16,004	0:15,976
Runde 11	0:52,946	0:21,280	0:15,856	0:15,810	0:53,000	0:21,344	0:15,825	0:15,831	0:53,302	0:21,310	0:15,959	0:16,033	0:53,695	0:21,576	0:16,075	0:16,044
Runde 12	0:52,806	0:21,249	0:15,852	0:15,705	0:52,737	0:21,260	0:15,688	0:15,789	0:53,207	0:21,330	0:15,878	0:15,999	0:53,317	0:21,382	0:15,905	0:16,030
Runde 13	0:52,893	0:21,179	0:15,883	0:15,831	0:52,783	0:21,220	0:15,772	0:15,791	0:53,194	0:21,440	0:15,871	0:15,883	0:53,695	0:21,729	0:15,989	0:15,977
Runde 14	0:52,774	0:21,162	0:15,777	0:15,785	0:52,762	0:21,173	0:15,776	0:15,813	0:52,934	0:21,210	0:15,845	0:15,879	0:53,505	0:21,390	0:16,059	0:16,056
Runde 15	0:52,873	0:21,352	0:15,779	0:15,742	0:52,780	0:21,297	0:15,684	0:15,799	0:52,939	0:21,238	0:15,840	0:15,861	0:53,558	0:21,451	0:16,027	0:16,080
Runde 16	0:52,842	0:21,285	0:15,840	0:15,717	0:52,668	0:21,259	0:15,614	0:15,795	0:53,838	0:21,357	0:16,140	0:16,341	0:53,395	0:21,410	0:15,986	0:15,999
Runde 17	0:52,858	0:21,277	0:15,807	0:15,774	0:52,803	0:21,265	0:15,709	0:15,829	0:53,196	0:21,334	0:15,878	0:15,984	0:53,628	0:21,620	0:15,961	0:16,047
Runde 18	0:53,018	0:21,405	0:15,888	0:15,725	0:52,760	0:21,239	0:15,746	0:15,775	0:53,226	0:21,342	0:15,910	0:15,974	0:53,655	0:21,454	0:16,057	0:16,144
Runde 19	0:53,310	0:21,411	0:15,898	0:16,001	0:52,828	0:21,137	0:15,829	0:15,862	0:53,449	0:21,400	0:15,980	0:16,069	0:53,628	0:21,468	0:16,083	0:16,077

DEUTSCHE KART-MEISTERSCHAFT

Round 4: 02 - 04 / 08 / 2019

KARTING GENK (BEL)





DMSB RegNr 166/19

R 18 DKM (OK) Race 1

Die schnellsten Zeiten

Ort	Nr. Fahrername	Zeit	Streckenl.	Ø Speed
Ziel	2 Sasse,Hugo	0:52,154	1360 m	93,9 km/h
Sektion 1	84 Travisanutto,Lorenzo	0:20,896	548 m	94,4 km/h
Sektion 2	2 Sasse,Hugo	0:15,611	366 m	84,4 km/h
Sektion 3	13 Tauscher,Alexander	0:15,614	446 m	102,8 km/h

	Smr.21 Van Vark,Lars NLD TB Racing Team	Smr.48 Kramer,Pablo DEU Vallier Motorsport	Smr.18 Rosam,Max DEU TR Motorsport	Smr.39 Braddal,Rasmus DNK RS Competition	Smr.30 Holzem,Juliano DEU Lanari Racing Team
	theoretisch mögliche Bestzeit 0:53,092	theoretisch mögliche Bestzeit 0:52,605	theoretisch mögliche Bestzeit 0:53,485	theoretisch mögliche Bestzeit 0:53,413	theoretisch mögliche Bestzeit 0:53,046
best	Ziel Sektion 1 Sektion 2 Sektion 3 0:53,149 0:21,332 0:15,873 0:15,887	Ziel Sektion 1 Sektion 2 Sektion 3 0:52,651 0:21,096 0:15,738 0:15,771	Ziel Sektion 1 Sektion 2 Sektion 3 0:53,579 0:21,407 0:15,994 0:16,084	Ziel Sektion 1 Sektion 2 Sektion 3 0:53,760 0:21,453 0:15,990 0:15,970	Ziel Sektion 1 Sektion 2 Sektion 3 0:53,092 0:21,290 0:15,912 0:15,844
Runde 1	0:58,942 0:24,344 0:17,829 0:16,769	0:59,544 0:24,657 0:17,713 0:17,174	1:00,965 0:25,786 0:17,993 0:17,186	1:00,112 0:25,089 0:18,062 0:16,961	0:59,481 0:24,876 0:17,838 0:16,767
Runde 2	0:56,537 0:22,448 0:16,799 0:17,290	0:55,658 0:22,428 0:16,433 0:16,797	0:55,886 0:22,554 0:16,802 0:16,530	0:56,206 0:22,489 0:16,811 0:16,906	0:55,315 0:21,896 0:16,704 0:16,715
Runde 3	0:55,233 0:22,550 0:16,446 0:16,237	0:54,894 0:22,307 0:16,479 0:16,108	0:55,033 0:22,713 0:16,121 0:16,199	0:54,732 0:22,259 0:16,323 0:16,150	0:53,959 0:21,805 0:16,145 0:16,009
Runde 4	0:53,949 0:21,668 0:16,150 0:16,131	0:53,480 0:21,494 0:15,968 0:16,018	0:54,513 0:21,865 0:16,187 0:16,461	0:54,626 0:22,022 0:16,357 0:16,247	0:53,337 0:21,367 0:16,014 0:15,956
Runde 5	0:53,609 0:21,471 0:16,137 0:16,001	0:53,140 0:21,409 0:15,884 0:15,847	0:55,013 0:21,775 0:16,594 0:16,644	0:55,102 0:21,988 0:16,608 0:16,506	0:53,127 0:21,325 0:15,912 0:15,890
Runde 6	0:55,279 0:21,770 0:16,974 0:16,535	0:53,058 0:21,403 0:15,752 0:15,903	0:53,968 0:21,796 0:16,070 0:16,102	0:53,761 0:21,801 0:15,990 0:15,970	0:53,092 0:21,290 0:15,958 0:15,844
Runde 7	0:55,192 0:22,625 0:16,591 0:15,976	0:52,975 0:21,312 0:15,826 0:15,837	0:53,579 0:21,407 0:15,994 0:16,178	0:53,760 0:21,453 0:15,993 0:16,314	
Runde 8	0:53,770 0:21,411 0:16,311 0:16,048	0:52,894 0:21,221 0:15,768 0:15,905	1:25,218 0:21,680 0:16,302 0:47,236	0:21,728 0:16,383	
Runde 9	0:53,478 0:21,547 0:16,011 0:15,920	0:53,001 0:21,312 0:15,738 0:15,951	0:53,981 0:21,782 0:16,115 0:16,084		
Runde 10	0:53,377 0:21,366 0:16,092 0:15,919	0:52,696 0:21,186 0:15,739 0:15,771			
Runde 11	0:53,219 0:21,334 0:15,954 0:15,931	0:52,651 0:21,096 0:15,781 0:15,774			
Runde 12	0:53,438 0:21,667 0:15,884 0:15,887	0:52,922 0:21,200 0:15,880 0:15,842			
Runde 13	0:53,181 0:21,332 0:15,928 0:15,921	0:21,341 0:39,005			
Runde 14	0:53,149 0:21,360 0:15,873 0:15,916				
Runde 15	0:53,335 0:21,393 0:15,985 0:15,957				
Runde 16	0:21,368 0:16,698				

Round 4: 02 - 04 / 08 / 2019

KARTING GENK (BEL)

DEUTSCHE KART-MEISTERSCHAFT

DMSB RegNr 166/19

R 18 DKM (OK) Race 1

Die schnellsten Zeiten

Ort	Nr. Fahrername	Zeit	Streckenl.	Ø Speed
Ziel	2 Sasse, Hugo	0:52,154	1360 m	93,9 km/h
Sektion 1	84 Travisanutto, Lorenzo	0:20,896	548 m	94,4 km/h
Sektion 2	2 Sasse, Hugo	0:15,611	366 m	84,4 km/h
Sektion 3	13 Tauscher, Alexander	0:15,614	446 m	102,8 km/h





	Smr.24 Lagrotheria, Antonio CHE Innovate Competition theoretisch mögliche Bestzeit 0:53,935	Smr.31 Belhocine, Sebastian CZE Sirmadel Motorsport theoretisch mögliche Bestzeit 0:56,480	Smr.25 Weimann, Jule DEU Solgat Motorsport theoretisch mögliche Bestzeit 0:41,908	Smr.54 Di Prima, Livio CHE Solgat Motorsport theoretisch mögliche Bestzeit 0:00,000
best	Ziel Sektion 1 Sektion 2 Sektion 3 0:53,935 0:21,674 0:16,098 0:16,163	Ziel Sektion 1 Sektion 2 Sektion 3 1:00,598 0:22,262 0:16,725 0:17,493	Ziel Sektion 1 Sektion 2 Sektion 3 0:23,621 0:18,287	Ziel Sektion 1 Sektion 2 Sektion 3
Runde 1	1:00,063 0:24,707 0:18,254 0:17,102	1:00,598 0:24,928 0:18,177 0:17,493	0:23,621 0:18,287	
Runde 2	1:25,261 0:22,478 0:16,699 0:46,084	1:34,035 0:22,262 0:16,725 0:55,048		
Runde 3	0:56,437 0:23,150 0:16,769 0:16,518	0:31,784 0:31,502		
Runde 4	0:54,387 0:21,868 0:16,315 0:16,204			
Runde 5	0:54,331 0:21,789 0:16,268 0:16,274			
Runde 6	0:53,935 0:21,674 0:16,098 0:16,163			
Runde 7	0:21,704 0:16,179			

Warm Up DKM (OK)

Strecke / track: 1360m
 started: 34 classified: 34 not classified: 0

Pos	Str. Nr.	Fahrer / Driver	Nation	Bewerber / Sponsor	Nation	Lizenz R-Lizenz	Chassis / Motor / Reifen	Runden Laps	Differenz	Abstand Gap	beste Runde best Lap	in R. in L.	Geschw. a Speed
1	2	SASSE, Hugo	DEU	TB Racing Team	DEU	IKC1147248 KBF1116906	Kart Republic / IAME / Vega	9			0:52,167	8	93,9 km/h
2	84	TRAVISANUTTO, Lorenzo	ITA	CV Performance Group	DEU	297878 KBF1141781	KR / IAME / Vega	11	0:00,069	0:00,069	0:52,236	11	93,7 km/h
3	60	PAUWELS, Kobe	BEL	CV Performance Group	DEU	910066 KBF1141781	KR / IAME / Vega	11	0:00,075	0:00,006	0:52,242	9	93,7 km/h
4	20	ÖGAARD, Sebastian	DNK	Ward Racing	SWE	55995 102	Tony Kart / Vortex / Vega	11	0:00,103	0:00,028	0:52,270	9	93,7 km/h
5	1	THOMPSON, Harry	GBR	Ricky Flynn Motorsport	GBR	265302 162392	FA Kart / Vortex / Vega	9	0:00,168	0:00,065	0:52,335	9	93,6 km/h
6	11	MESCH, Joel	DEU	TB Racing Team	DEU	IKC1179312 KBF1116906	KR / IAME / Vega	11	0:00,181	0:00,013	0:52,348	9	93,5 km/h
7	34	ARNOLD, Felix	DEU	TB Racing Team	DEU	IKA1138542 KBF1116906	KR / IAME / Vega	11	0:00,210	0:00,029	0:52,377	9	93,5 km/h
8	14	DÖRR, Ben	DEU	TB Racing Team	DEU	IKCR1162845 KBF1116906	KR / IAME / Vega	9	0:00,241	0:00,031	0:52,408	8	93,4 km/h
9	17	FÜNGELING, Luke Brando	DEU	Valier Motorsport	DEU	IKC1136804 KBF1063735	KR / IAME / Vega	11	0:00,254	0:00,013	0:52,421	11	93,4 km/h
10	16	GRIGGS, Luca	GBR	Kartshop Ampfing	DEU	298409 KBF1108764	Tony Kart / TM / Vega	11	0:00,268	0:00,014	0:52,435	9	93,4 km/h
11	43	WISKIRCHEN, Moritz	DEU	TB Racing Team	DEU	IKC1173298 KBF1116906	KR / IAME / Vega	11	0:00,359	0:00,091	0:52,526	11	93,2 km/h
12	37	DEGNBOL, Noah	DNK	RS Competition	DNK	65659 36053	Tony Kart / Vortex / Vega	11	0:00,429	0:00,070	0:52,596	10	93,1 km/h
13	38	FRIS, Julie	DNK	TK Racing	DNK	41614 52208	FA Kart / TM / Vega	11	0:00,436	0:00,007	0:52,603	11	93,1 km/h
14	29	HOLZEM, Sandro	DEU	Lanari Racing Team	DEU	IKC1195323 KBF1159049	Kart Republic / Parilla / Vega	10	0:00,452	0:00,016	0:52,619	7	93,0 km/h
15	7	TRÖGER, Niels	DEU	CRG Keijzer racing	NLD	IKC1139697 28613	CRG / TM / Vega	11	0:00,464	0:00,012	0:52,631	10	93,0 km/h
16	13	TAUSCHER, Alexander	DEU	Junior TEAM75	DEU	IKC1162751 KBF1154079	Kart Republic / IAME / Vega	10	0:00,468	0:00,004	0:52,635	7	93,0 km/h
17	99	BUUS, Bastian	DNK	RS Competition	DNK	59991 36053	Tony Kart / Vortex / Vega	11	0:00,523	0:00,055	0:52,690	10	92,9 km/h
18	28	O'DEY, Levi	DEU	RS Schumacher Racing Team	DEU	IKC1164486 KBF1067587	Praga / TM / Vega	9	0:00,552	0:00,029	0:52,719	7	92,9 km/h
19	36	ANDERRÜTI, Leandro	CHE	RS Schumacher Racing Team	DEU	500212 KBF1067587	IPK-Praga / TM / Vega	10	0:00,557	0:00,005	0:52,724	9	92,9 km/h
20	45	KELSTRUP, Georg	SWE	TK Racing	DNK	200407023050 52208	FA Kart / TM / Vega	11	0:00,574	0:00,017	0:52,741	11	92,8 km/h
21	30	HOLZEM, Juliano	DEU	Lanari Racing Team	DEU	IKC1195324 KBF1159049	Kart Republic / Parilla / Vega	11	0:00,587	0:00,013	0:52,754	11	92,8 km/h
22	31	BELHOCINE, Sebastien	CZE	Strnadel Motorsport	CZE	19A50129 18AT01511	KR / IAME / Vega	11	0:00,614	0:00,027	0:52,781	9	92,8 km/h
23	25	WEIMANN, Jule	DEU	Solgate Motorsport	DEU	IKC1159312 KBF1079882	Birel Art / TM / Vega	11	0:00,623	0:00,009	0:52,790	10	92,7 km/h
24	39	BRADAL, Rasmus	DNK	RS Competition	DNK	39340 36053	Tony Kart / Vortex / Vega	11	0:00,675	0:00,052	0:52,842	11	92,7 km/h
25	21	VAN VARK, Lars	NLD	TB Racing Team	DEU	36980 KBF1116906	KR / IAME / Vega	10	0:00,710	0:00,035	0:52,877	9	92,6 km/h
26	12	KNOPP, Josef	CZE	TB Racing Team	DEU	19A50120 KBF1116906	KR / IAME / Vega	11	0:00,934	0:00,224	0:53,101	9	92,2 km/h
27	10	RIED, Jonas	DEU	Solgate Motorsport	DEU	IKC1167350 KBF1079882	Birel Art / TM / Vega	10	0:00,953	0:00,019	0:53,120	10	92,2 km/h
28	8	LIWINSKI, David	NLD	BIREL ART RACING KSW	AUT	35786 BK102	Birel Art / IAME / Vega	6	0:00,960	0:00,007	0:53,127	6	92,2 km/h
29	41	MEYER HANSEN, Mikkel	DNK	Racing Motor DK	DNK	36477 03587	Kali Kart / TM / Vega	11	0:01,025	0:00,065	0:53,192	11	92,0 km/h
30	48	KRAMER, Pablo	DEU	Valier Motorsport	DEU	IKC1151450 KBF1063735	SODI / IAME / Vega	11	0:01,048	0:00,023	0:53,215	10	92,0 km/h
31	4	HAVERKORT, Kas	NLD	CRG Keijzer racing	NLD	36154 28613	CRG / TM / Vega	9	0:01,270	0:00,222	0:53,437	9	91,6 km/h
32	24	LAGROTTERIA, Antonio	CHE	Innovate Competition	CHE	500238 500033	Exprit / IAME / Vega	11	0:01,274	0:00,004	0:53,441	8	91,6 km/h
33	54	DI PRIMA, Livio	CHE	Solgate Motorsport	DEU	500260 KBF1079882	Birel Art / IAME / Vega	6	0:01,909	0:00,635	0:54,076	6	90,5 km/h
34	18	ROSAM, Max	DEU	TR Motorsport	DEU	IKC1162238 KBF1080519	Jesolo / TM / Vega	6	0:02,350	0:00,441	0:54,517	5	89,8 km/h

Rennleitung: Volker Ehekircher Racedirektor: Horst Seidel
 Sportkommissare: Nikolas Spaderna / Ulrich Bell / Hans-Willi Baumgarten
 Techn. Kommissare: Hans-Jürgen Dangers / M. Grasshoff / C. Schmidt / J. Lawinger / K.L. Ruszczynski / H.-W. Schäfer / A. Sengpiel
 Zeitnahme: KART-DATA timing service Franz Schiesler

DEUTSCHE KART-MEISTERSCHAFT

Round 4: 02 - 04 / 08 / 2019

KARTING GENK (BEL)

DMSB

DMSB RegNr 166/19

Warm Up DKM (OK)

Fahrername Driver	Sasse Hugo	Travisanuffo Lorenzo	Pauwels Kobe	Ögaard Sebastian	Thompson Harry	Mesch Joel	Arnold Felix	Dörr Ben	Füngeling Luke Brandon	Griggs Luca	Wiskirchen Moritz	Degnbol Noah
schnellste Runde in Runde	0:52,167 Rn. 8	0:52,236 Rn. 11	0:52,242 Rn. 9	0:52,270 Rn. 9	0:52,335 Rn. 9	0:52,348 Rn. 9	0:52,377 Rn. 9	0:52,408 Rn. 8	0:52,421 Rn. 11	0:52,435 Rn. 9	0:52,526 Rn. 11	0:52,596 Rn. 10
Speed	93,9 km/h	93,7 km/h	93,7 km/h	93,7 km/h	93,6 km/h	93,5 km/h	93,5 km/h	93,4 km/h	93,4 km/h	93,4 km/h	93,2 km/h	93,1 km/h
Lap 1	1:01,158	1:03,482	1:03,371	1:00,004	1:03,478	1:03,370	1:06,440	0:58,333	0:59,491	1:00,438	0:58,899	1:02,408
Lap 2	0:53,673	0:56,867	0:55,596	0:54,999	0:54,472	0:56,516	0:53,979	0:53,873	0:54,397	0:54,108	0:54,516	0:55,219
Lap 3	0:52,789	0:54,342	0:55,598	0:53,017	0:53,512	0:54,091	0:53,179	0:53,090	0:54,067	0:53,339	0:53,939	0:53,898
Lap 4	0:52,513	0:53,294	0:52,896	0:53,043	0:52,569	0:53,261	0:52,949	0:52,734	0:53,199	0:53,068	0:53,452	0:53,592
Lap 5	0:52,941	0:52,725	0:52,583	0:52,645	0:52,609	0:53,042	0:52,646	0:52,790	0:52,868	0:52,594	0:53,172	0:53,334
Lap 6	0:52,242	0:52,395	0:52,468	0:52,711	0:52,598	0:53,214	0:52,742	0:52,709	0:52,870	0:52,558	0:52,934	0:53,385
Lap 7	0:52,209	0:52,980	0:52,350	0:52,465	0:52,421	0:52,891	0:52,788	0:52,547	0:52,783	0:53,070	0:53,057	0:53,210
Lap 8	0:52,167	0:52,476	0:52,792	0:52,440	0:52,437	0:52,668	0:52,589	0:52,408	0:52,622	0:52,802	0:52,961	0:52,722
Lap 9	0:52,180	0:52,307	0:52,242	0:52,270	0:52,335	0:52,348	0:52,377	0:52,508	0:52,554	0:52,435	0:52,926	0:52,691
Lap 10		0:52,754	0:52,517	0:52,277	0:52,922	0:52,922	0:52,692		0:52,447	0:52,504	0:52,763	0:52,596
Lap 11		0:52,236	0:52,287	0:52,311	0:52,449	0:52,449	0:52,667		0:52,421	0:52,710	0:52,526	0:52,728






DEUTSCHE KART-MEISTERSCHAFT

Round 4: 02 - 04 / 08 / 2019

KARTING GENK (BEL)




DMSB



DMSB RegNr 166/19


Warm Up DKM (OK)

Fahrername Driver	Friis Julie	Holzem Sandro	Tröger Niels	Tauscher Alexander	Buus Bastian	O´dey Levi	Anderrüti Leandro	Keistrup Georg	Holzem Juliano	Belhocine Sebastien	Weimann Jule	Bradal Rasmus
schnellste Runde in Runde	0:52,603 Rn. 11	0:52,619 Rn. 7	0:52,631 Rn. 10	0:52,635 Rn. 7	0:52,690 Rn. 10	0:52,719 Rn. 7	0:52,724 Rn. 9	0:52,741 Rn. 11	0:52,754 Rn. 11	0:52,781 Rn. 9	0:52,790 Rn. 10	0:52,842 Rn. 11
Speed	93,1 km/h	93,0 km/h	93,0 km/h	93,0 km/h	92,9 km/h	92,9 km/h	92,9 km/h	92,8 km/h	92,8 km/h	92,8 km/h	92,7 km/h	92,7 km/h
Lap 1	1:00,595	1:01,161	1:03,085	0:58,997	1:02,801	0:57,432	1:05,742	1:04,921	0:58,754	0:58,910	1:03,739	1:03,474
Lap 2	0:55,127	0:56,061	0:56,749	0:54,245	0:54,371	0:53,788	0:56,022	0:55,918	0:57,466	0:55,424	0:55,416	0:54,746
Lap 3	0:54,627	0:53,664	0:54,892	0:53,356	0:53,526	0:52,989	0:54,383	0:53,500	0:55,653	0:54,545	0:53,960	0:54,370
Lap 4	0:53,681	0:53,375	0:53,678	0:53,049	0:53,219	0:53,022	0:53,263	0:53,618	0:53,943	0:53,824	0:53,786	0:53,264
Lap 5	0:53,709	0:53,003	0:53,118	0:52,837	0:53,143	0:52,777	0:53,042	0:52,953	0:53,466	0:53,381	0:53,621	0:53,261
Lap 6	0:52,976	0:52,917	0:53,301	0:52,838	0:52,945	0:52,806	0:52,878	0:53,100	0:53,681	0:53,009	0:52,922	0:52,945
Lap 7	0:52,783	0:52,619	0:52,889	0:52,635	0:52,943	0:52,719	0:52,970	0:53,030	0:52,861	0:53,245	0:53,132	0:53,152
Lap 8	0:52,637	0:52,821	0:52,836	0:52,722	0:52,825	0:52,771	0:52,777	0:53,157	0:53,566	0:53,005	0:53,279	0:52,945
Lap 9	0:52,669	0:52,742	0:52,700	0:52,679	0:52,691	0:53,207	0:52,724	0:53,067	0:53,316	0:52,781	0:52,864	0:52,901
Lap 10	0:52,650	0:52,744	0:52,631	0:52,693	0:52,690		0:52,804	0:52,818	0:52,861	0:52,886	0:52,790	0:52,950
Lap 11	0:52,603		0:52,701		0:52,772			0:52,741	0:52,754	0:52,810	0:52,838	0:52,842






Round 4: 02 - 04 / 08 / 2019

KARTING GENK (BEL)



DEUTSCHE KART-MEISTERSCHAFT



DMSB RegNr 166/19



Warm Up DKM (OK)

Fahrername Driver	Van Vark Lars	Knopp Josef	Ried Jonas	Liwinski David	Meyer Hansen Mikkel	Kramer Pablo	Haverkort Kas	Lagrotteria Antonio	Di Prima Livio	Rosam Max
schnellste Runde in Runde	0:52,877 Rn. 9	0:53,101 Rn. 9	0:53,120 Rn. 10	0:53,127 Rn. 6	0:53,192 Rn. 11	0:53,215 Rn. 10	0:53,437 Rn. 9	0:53,441 Rn. 8	0:54,076 Rn. 6	0:54,517 Rn. 5
Speed	92,6 km/h	92,2 km/h	92,2 km/h	92,2 km/h	92,0 km/h	92,0 km/h	91,6 km/h	91,6 km/h	90,5 km/h	89,8 km/h
Lap 1	0:59,481	1:01,855	1:04,703	1:03,640	0:58,766	1:00,443	1:04,421	1:02,013	1:00,720	1:03,348
Lap 2	0:54,879	0:56,358	0:55,756	0:55,655	0:55,686	0:56,508	0:59,262	0:55,646	0:55,029	0:57,939
Lap 3	0:54,101	0:53,972	0:54,197	0:53,787	0:55,373	0:55,663	0:56,953	0:54,459	0:55,757	0:55,273
Lap 4	0:55,128	0:53,615	0:53,578	0:53,391	0:54,217	0:54,750	0:56,078	0:53,930	0:54,350	0:54,819
Lap 5	0:53,271	0:53,188	0:53,520	0:53,279	0:54,745	0:53,754	1:55,210	0:53,721	0:55,238	0:54,517
Lap 6	0:52,947	0:53,183	0:53,292	0:53,127	0:53,768	0:53,831	0:57,975	0:53,617	0:54,076	0:54,850
Lap 7	0:53,018	0:53,799	0:53,175		0:53,654	0:53,445	0:54,317	0:53,506		
Lap 8	0:53,417	0:53,622	0:53,539		0:53,390	0:54,731	0:53,438	0:53,441		
Lap 9	0:52,877	0:53,101	0:53,125		0:53,552	0:53,285	0:53,437	0:53,478		
Lap 10	0:53,113	0:53,305	0:53,120		0:53,965	0:53,215		0:53,499		
Lap 11		0:53,167			0:53,192	0:53,231		0:53,812		



Warm Up DKM (OK)


Ziel		Sektion 1		Sektion 2		Sektion 3	
Fahrername	Zeit	Fahrername	Zeit	Fahrername	Zeit	Fahrername	Zeit
1 2 Sasse,Hugo	0:52,167	84 Trivisanutto,Lorenzo	0:20,866	2 Sasse,Hugo	0:15,58	2 Sasse,Hugo	0:15,599
2 84 Trivisanutto,Lorenzo	0:52,236	60 Pauwels,Kobe	0:20,945	60 Pauwels,Kobe	0:15,612	60 Pauwels,Kobe	0:15,634
3 60 Pauwels,Kobe	0:52,242	20 Ögaard,Sebastian	0:20,953	20 Ögaard,Sebastian	0:15,639	20 Ögaard,Sebastian	0:15,636
4 20 Ögaard,Sebastian	0:52,270	2 Sasse,Hugo	0:20,965	84 Trivisanutto,Lorenzo	0:15,650	11 Mesch,Joel	0:15,650
5 1 Thompson,Harry	0:52,335	14 Dörr,Ben	0:20,973	1 Thompson,Harry	0:15,654	84 Trivisanutto,Lorenzo	0:15,665
6 11 Mesch,Joel	0:52,348	1 Thompson,Harry	0:20,977	17 Füngeling,Luke Brandon	0:15,655	1 Thompson,Harry	0:15,684
7 34 Arnold,Felix	0:52,377	34 Arnold,Felix	0:20,996	43 Wiskirchen,Moritz	0:15,661	34 Arnold,Felix	0:15,686
8 14 Dörr,Ben	0:52,408	11 Mesch,Joel	0:20,999	14 Dörr,Ben	0:15,673	14 Dörr,Ben	0:15,690
9 17 Füngeling,Luke Brandon	0:52,421	13 Tauscher,Alexander	0:21,007	16 Griggs,Luca	0:15,674	17 Füngeling,Luke Brandon	0:15,694
10 16 Griggs,Luca	0:52,435	16 Griggs,Luca	0:21,035	11 Mesch,Joel	0:15,691	16 Griggs,Luca	0:15,717
11 43 Wiskirchen,Moritz	0:52,526	17 Füngeling,Luke Brandon	0:21,036	34 Arnold,Felix	0:15,695	43 Wiskirchen,Moritz	0:15,723
12 37 Degnbol,Noah	0:52,596	38 Frits,Julie	0:21,045	38 Frits,Julie	0:15,696	13 Tauscher,Alexander	0:15,742
13 38 Frits,Julie	0:52,603	29 Holzem,Sandro	0:21,090	7 Tröger,Niels	0:15,706	37 Degnbol,Noah	0:15,743
14 29 Holzem,Sandro	0:52,619	36 Anderrütj,Leandro	0:21,111	31 Belhocine,Sebastien	0:15,717	29 Holzem,Sandro	0:15,743
15 7 Tröger,Niels	0:52,631	7 Tröger,Niels	0:21,116	99 Buus,Bastian	0:15,719	38 Frits,Julie	0:15,744
16 13 Tauscher,Alexander	0:52,635	37 Degnbol,Noah	0:21,132	37 Degnbol,Noah	0:15,721	30 Holzem,Juliano	0:15,754
17 99 Buus,Bastian	0:52,690	28 O'dey,Levi	0:21,132	45 Kelstrup,Georg	0:15,733	28 O'dey,Levi	0:15,769
18 28 O'dey,Levi	0:52,719	45 Kelstrup,Georg	0:21,139	13 Tauscher,Alexander	0:15,748	21 Van Yark,Lars	0:15,771
19 36 Anderrütj,Leandro	0:52,724	99 Buus,Bastian	0:21,141	25 Weimann,Julie	0:15,769	7 Tröger,Niels	0:15,772
20 45 Kelstrup,Georg	0:52,741	43 Wiskirchen,Moritz	0:21,142	29 Holzem,Sandro	0:15,770	99 Buus,Bastian	0:15,778
21 30 Holzem,Juliano	0:52,754	30 Holzem,Juliano	0:21,165	36 Anderrütj,Leandro	0:15,793	45 Kelstrup,Georg	0:15,792
22 31 Belhocine,Sebastien	0:52,781	39 Bradal,Rasmus	0:21,174	28 O'dey,Levi	0:15,794	36 Anderrütj,Leandro	0:15,805
23 25 Weimann,Julie	0:52,790	31 Belhocine,Sebastien	0:21,181	39 Bradal,Rasmus	0:15,794	39 Bradal,Rasmus	0:15,807
24 39 Bradal,Rasmus	0:52,842	25 Weimann,Julie	0:21,204	21 Van Yark,Lars	0:15,799	31 Belhocine,Sebastien	0:15,808
25 21 Van Yark,Lars	0:52,877	12 Knopp,Josef	0:21,224	30 Holzem,Juliano	0:15,804	25 Weimann,Julie	0:15,814
26 12 Knopp,Josef	0:53,101	21 Van Yark,Lars	0:21,256	10 Ried,Jonas	0:15,804	48 Kramer,Pablo	0:15,820
27 10 Ried,Jonas	0:53,120	41 Meyer Hansen,Mikkel	0:21,301	8 Liwinski,David	0:15,842	10 Ried,Jonas	0:15,837
28 8 Liwinski,David	0:53,127	10 Ried,Jonas	0:21,324	4 Haverkort,Kas	0:15,868	12 Knopp,Josef	0:15,865
29 41 Meyer Hansen,Mikkel	0:53,192	8 Liwinski,David	0:21,337	48 Kramer,Pablo	0:15,939	8 Liwinski,David	0:15,891
30 48 Kramer,Pablo	0:53,215	24 Lagrotteria,Antonio	0:21,338	41 Meyer Hansen,Mikkel	0:15,940	41 Meyer Hansen,Mikkel	0:15,951
31 4 Haverkort,Kas	0:53,437	48 Kramer,Pablo	0:21,347	12 Knopp,Josef	0:15,943	4 Haverkort,Kas	0:15,955
32 24 Lagrotteria,Antonio	0:53,441	4 Haverkort,Kas	0:21,397	24 Lagrotteria,Antonio	0:15,994	24 Lagrotteria,Antonio	0:15,987
33 54 Di Prima,Livio	0:54,076	54 Di Prima,Livio	0:21,791	54 Di Prima,Livio	0:16,156	54 Di Prima,Livio	0:16,120
34 18 Rosam,Max	0:54,517	18 Rosam,Max	0:21,861	18 Rosam,Max	0:16,291	18 Rosam,Max	0:16,250

DEUTSCHE KART-MEISTERSCHAFT

Round 4: 02 - 04 / 08 / 2019

KARTING GENK (BEL)







DMSB RegNr 166/19

Warm Up DKM (OK)

Die schnellsten Zeiten

Ort	Nr. Fahrername	Zeit	Streckentl.	Ø Speed
Ziel	2 Sasse,Hugo	0:52,167	1360 m	93,9 km/h
Sektion 1	84 Travisanutto,Lorenzo	0:20,866	548 m	94,5 km/h
Sektion 2	2 Sasse,Hugo	0:15,558	366 m	84,7 km/h
Sektion 3	2 Sasse,Hugo	0:15,599	446 m	102,9 km/h

	Smr.84 Travisanutto,Lorenzo ITA	Smr.60 Pauwels,Kobe BEL	Smr.20 Ogaard,Sebastian DNK	Smr.1 Thompson,Harry GBR
	CV Performance Group theoretisch mögliche Bestzeit 0:52,181	CV Performance Group theoretisch mögliche Bestzeit 0:52,191	Ward Racing theoretisch mögliche Bestzeit 0:52,228	Ricky Flynn Motorsport theoretisch mögliche Bestzeit 0:52,315
best	Ziel 0:52,236	Ziel 0:52,242	Ziel 0:52,270	Ziel 0:52,335
Runde 1	0:03,482	0:03,371	0:00,004	0:03,478
Runde 2	0:56,867	0:55,596	0:54,999	0:54,472
Runde 3	0:52,789	0:55,598	0:53,017	0:53,512
Runde 4	0:52,513	0:52,896	0:53,043	0:52,569
Runde 5	0:52,941	0:52,583	0:52,645	0:52,609
Runde 6	0:52,242	0:52,468	0:52,711	0:52,598
Runde 7	0:52,209	0:52,350	0:52,465	0:52,421
Runde 8	0:52,167	0:52,292	0:52,440	0:52,437
Runde 9	0:52,180	0:52,307	0:52,277	0:52,335
Runde 10		0:52,517	0:52,277	
Runde 11	0:52,236	0:52,287	0:52,311	0:52,335







DEUTSCHE KART-MEISTERSCHAFT

Round 4: 02 - 04 / 08 / 2019

KARTING GENK (BEL)

DMSB






DMSB RegNr 166/19

Warm Up DKM (OK)

Die schnellsten Zeiten

Ort	Nr. Fahrername	Zeit	Streckenl.	Ø Speed
Ziel	2 Sasse,Hugo	0:52,167	1360 m	93,9 km/h
Sektion 1	84 Trivisanutto,Lorenzo	0:20,866	548 m	94,5 km/h
Sektion 2	2 Sasse,Hugo	0:15,558	366 m	84,7 km/h
Sektion 3	2 Sasse,Hugo	0:15,599	446 m	102,9 km/h


	Snr.11 Mesch,Joel DEU TB Racing Team			Snr.14 Dörr,Ben DEU TB Racing Team			Snr.17 Füngeling,Luke Brandon DEU Vailer Motorsport			Snr.16 Griggs, Luca GBR Kartshop Ampfing					
	theoretisch mögliche Bestzeit	Sektion 2	Sektion 3	theoretisch mögliche Bestzeit	Sektion 1	Sektion 2	Sektion 3	theoretisch mögliche Bestzeit	Sektion 1	Sektion 2	Sektion 3	theoretisch mögliche Bestzeit	Sektion 1	Sektion 2	Sektion 3
best	0:52,348	0:20,999	0:15,691	0:52,377	0:20,996	0:15,695	0:15,686	0:52,421	0:21,036	0:15,655	0:15,694	0:52,435	0:21,035	0:15,674	0:15,717
Runde 1	1:03,370	0:27,460	0:18,079	1:06,440	0:29,693	0:19,495	0:17,252	0:59,491	0:25,972	0:16,964	0:16,555	1:00,438	0:26,195	0:17,832	0:16,411
Runde 2	0:56,516	0:23,292	0:16,747	0:53,979	0:21,691	0:16,312	0:15,976	0:54,397	0:21,821	0:16,205	0:16,371	0:54,108	0:21,631	0:16,384	0:16,093
Runde 3	0:54,091	0:21,580	0:16,307	0:53,179	0:21,313	0:15,946	0:15,920	0:54,067	0:21,926	0:16,198	0:15,943	0:53,339	0:21,302	0:16,062	0:15,975
Runde 4	0:53,261	0:21,438	0:15,930	0:52,949	0:21,358	0:15,840	0:15,751	0:53,199	0:21,368	0:15,982	0:15,849	0:53,068	0:21,324	0:15,911	0:15,833
Runde 5	0:53,042	0:21,311	0:15,900	0:52,646	0:21,153	0:15,731	0:15,762	0:52,868	0:21,178	0:15,840	0:15,850	0:52,594	0:21,101	0:15,746	0:15,747
Runde 6	0:53,214	0:21,203	0:15,842	0:52,742	0:21,079	0:15,928	0:15,735	0:52,870	0:21,270	0:15,787	0:15,813	0:52,558	0:21,088	0:15,729	0:15,741
Runde 7	0:52,891	0:21,362	0:15,787	0:52,788	0:21,086	0:15,768	0:15,934	0:52,783	0:21,204	0:15,793	0:15,786	0:53,070	0:21,070	0:16,265	0:15,735
Runde 8	0:52,668	0:21,131	0:15,787	0:52,589	0:21,019	0:15,788	0:15,782	0:52,622	0:21,175	0:15,718	0:15,729	0:52,802	0:21,177	0:15,889	0:15,736
Runde 9	0:52,348	0:21,007	0:15,691	0:52,377	0:20,996	0:15,695	0:15,686	0:52,554	0:21,080	0:15,736	0:15,738	0:52,435	0:21,044	0:15,674	0:15,717
Runde 10	0:52,922	0:21,081	0:15,787	0:52,692	0:21,039	0:15,702	0:15,951	0:52,447	0:21,075	0:15,678	0:15,694	0:52,504	0:21,035	0:15,726	0:15,743
Runde 11	0:52,449	0:20,999	0:15,731	0:52,667	0:21,159	0:15,769	0:15,739	0:52,421	0:21,086	0:15,655	0:15,730	0:52,710	0:21,046	0:15,843	0:15,821

DEUTSCHE KART-MEISTERSCHAFT

Round 4: 02 - 04 / 08 / 2019

KARTING GENK (BEL)






DMSB RegNr 166/19

Warm Up DKM (OK)

Die schnellsten Zeiten

Ort	Nr. Fahrername	Zeit	Streckenl.	Ø Speed
Ziel	2 Sasse,Hugo	0:52,167	1360 m	93,9 km/h
Sektion 1	84 Trivisanutto,Lorenzo	0:20,866	548 m	94,5 km/h
Sektion 2	2 Sasse,Hugo	0:15,558	366 m	84,7 km/h
Sektion 3	2 Sasse,Hugo	0:15,599	446 m	102,9 km/h

	Smr.43 Wiskirchen,Moritz DEU TB Racing Team			Smr.37 Degnbol,Noah DNK RS Competition			Smr.38 Friis,Julie DNK TK Racing			Smr.29 Holzem,Sandro DEU Lanari Racing Team			Smr.7 Träger,Niels DEU CRG Keijzer racing		
	theoretisch mögliche Bestzeit	Sektion 2	Sektion 3	theoretisch mögliche Bestzeit	Sektion 1	Sektion 2	Sektion 3	theoretisch mögliche Bestzeit	Sektion 1	Sektion 2	Sektion 3	theoretisch mögliche Bestzeit	Sektion 1	Sektion 2	Sektion 3
best	0:52,526	0:21,142	0:15,661	0:52,596	0:21,132	0:15,721	0:15,743	0:52,603	0:21,045	0:15,696	0:15,744	0:52,619	0:21,090	0:15,770	0:15,743
Runde 1	0:58,899	0:24,824	0:17,453	1:02,408	0:26,980	0:18,134	0:17,294	1:00,595	0:25,286	0:17,833	0:17,476	1:01,161	0:26,516	0:17,905	0:16,740
Runde 2	0:54,516	0:22,040	0:16,361	0:55,219	0:22,277	0:16,603	0:16,339	0:55,127	0:22,504	0:16,470	0:16,153	0:56,061	0:22,481	0:17,370	0:16,210
Runde 3	0:53,939	0:21,658	0:16,194	0:53,898	0:21,555	0:16,097	0:16,246	0:54,627	0:21,821	0:16,167	0:16,639	0:53,664	0:21,703	0:16,014	0:15,947
Runde 4	0:53,452	0:21,545	0:15,998	0:53,592	0:21,533	0:16,001	0:16,058	0:53,681	0:21,585	0:16,104	0:15,992	0:53,375	0:21,374	0:15,821	0:16,180
Runde 5	0:53,172	0:21,393	0:15,881	0:53,334	0:21,619	0:15,892	0:15,823	0:53,709	0:21,452	0:15,907	0:16,350	0:53,003	0:21,294	0:15,964	0:15,745
Runde 6	0:52,934	0:21,231	0:15,827	0:53,385	0:21,357	0:16,089	0:15,939	0:52,976	0:21,330	0:15,847	0:15,799	0:52,917	0:21,249	0:15,903	0:15,765
Runde 7	0:53,057	0:21,217	0:15,983	0:53,210	0:21,149	0:15,845	0:16,216	0:52,783	0:21,225	0:15,712	0:15,846	0:52,619	0:21,090	0:15,786	0:15,743
Runde 8	0:52,961	0:21,271	0:15,837	0:52,722	0:21,171	0:15,756	0:15,795	0:52,637	0:21,123	0:15,696	0:15,818	0:52,821	0:21,142	0:15,905	0:15,774
Runde 9	0:52,926	0:21,243	0:15,913	0:52,691	0:21,137	0:15,782	0:15,772	0:52,669	0:21,096	0:15,787	0:15,786	0:52,742	0:21,140	0:15,822	0:15,780
Runde 10	0:52,763	0:21,210	0:15,791	0:52,596	0:21,132	0:15,721	0:15,743	0:52,650	0:21,090	0:15,753	0:15,807	0:52,744	0:21,183	0:15,770	0:15,791
Runde 11	0:52,526	0:21,142	0:15,661	0:52,728	0:21,156	0:15,815	0:15,757	0:52,603	0:21,045	0:15,814	0:15,744	0:52,701	0:21,193	0:15,706	0:15,802

DEUTSCHE KART-MEISTERSCHAFT

Round 4: 02 - 04 / 08 / 2019

KARTING GENK (BEL)



DMSB RegNr 166/19

Warm Up DKM (OK)


Die schnellsten Zeiten

Ort	Nr. Fahrername	Zeit	Streckenl.	Ø Speed
Ziel	2 Sasse,Hugo	0:52,167	1360 m	93,9 km/h
Sektion 1	84 Trivisanutto,Lorenzo	0:20,866	548 m	94,5 km/h
Sektion 2	2 Sasse,Hugo	0:15,558	366 m	84,7 km/h
Sektion 3	2 Sasse,Hugo	0:15,599	446 m	102,9 km/h

	Snr.13 Trauscher,Alexander DEU Junior TEAM75			Snr.99 Buus,Bastian DNK RS Competition			Snr.28 O'dey,Levi DEU RS Schumacher Racing Team			Snr.36 Anderjüri,Leandro CHE RS Schumacher Racing Team			Snr.45 Keistrup,Georg SWE TK Racing							
	theoretisch mögliche Bestzeit	Ziel	Sektion 3	theoretisch mögliche Bestzeit	Ziel	Sektion 3	theoretisch mögliche Bestzeit	Ziel	Sektion 3	theoretisch mögliche Bestzeit	Ziel	Sektion 3	theoretisch mögliche Bestzeit	Ziel	Sektion 3					
best	0:52,635	0:21,007	0:15,748	0:15,748	0:15,719	0:15,778	0:52,690	0:21,141	0:15,719	0:15,778	0:52,719	0:21,132	0:15,794	0:15,769	0:52,741	0:21,139	0:15,733	0:15,792		
Runde 1	0:58,997	0:25,443	0:17,041	0:16,513	1:02,801	0:27,060	0:18,276	0:17,465	0:57,432	0:23,732	0:17,124	0:16,576	1:05,742	0:28,117	0:18,689	0:18,936	1:04,921	0:27,698	0:19,702	0:17,521
Runde 2	0:54,245	0:21,861	0:16,328	0:16,056	0:54,371	0:21,873	0:16,313	0:16,185	0:53,788	0:21,727	0:16,110	0:15,951	0:56,022	0:23,067	0:16,745	0:16,210	0:55,918	0:23,015	0:16,381	0:16,522
Runde 3	0:53,356	0:21,438	0:16,008	0:15,910	0:53,526	0:21,531	0:16,036	0:15,959	0:52,989	0:21,326	0:15,855	0:15,808	0:54,383	0:22,013	0:16,195	0:16,175	0:53,500	0:21,521	0:15,979	0:16,000
Runde 4	0:53,049	0:21,302	0:15,888	0:15,859	0:53,219	0:21,427	0:15,940	0:15,852	0:53,022	0:21,215	0:15,893	0:15,914	0:53,263	0:21,421	0:15,888	0:15,954	0:53,618	0:21,296	0:16,080	0:16,242
Runde 5	0:52,837	0:21,194	0:15,806	0:15,837	0:53,143	0:21,555	0:15,810	0:15,778	0:52,777	0:21,199	0:15,809	0:15,769	0:53,042	0:21,274	0:15,915	0:15,853	0:52,953	0:21,190	0:15,882	0:15,881
Runde 6	0:52,838	0:21,209	0:15,776	0:15,853	0:52,945	0:21,236	0:15,754	0:15,955	0:52,806	0:21,197	0:15,825	0:15,784	0:52,878	0:21,227	0:15,836	0:15,815	0:53,100	0:21,366	0:15,838	0:15,896
Runde 7	0:52,635	0:21,120	0:15,748	0:15,767	0:52,943	0:21,162	0:15,934	0:15,847	0:52,719	0:21,132	0:15,794	0:15,793	0:52,970	0:21,226	0:15,875	0:15,869	0:53,030	0:21,355	0:15,823	0:15,852
Runde 8	0:52,722	0:21,177	0:15,795	0:15,750	0:52,825	0:21,157	0:15,847	0:15,821	0:52,771	0:21,132	0:15,796	0:15,843	0:52,777	0:21,146	0:15,806	0:15,825	0:53,157	0:21,409	0:15,871	0:15,877
Runde 9	0:52,679	0:21,007	0:15,930	0:15,742	0:52,691	0:21,141	0:15,719	0:15,831	0:53,207	0:21,544	0:15,808	0:15,855	0:52,724	0:21,111	0:15,808	0:15,805	0:53,067	0:21,139	0:15,966	0:15,962
Runde 10	0:52,693	0:21,149	0:15,794	0:15,750	0:52,690	0:21,187	0:15,725	0:15,778	0:52,804	0:21,112	0:15,821	0:15,871	0:52,804	0:21,112	0:15,821	0:15,871	0:52,818	0:21,195	0:15,824	0:15,799
Runde 11					0:52,772	0:21,149	0:15,800	0:15,823							0:21,141	0:15,793	0:52,741	0:21,216	0:15,733	0:15,792





DEUTSCHE KART-MEISTERSCHAFT



Round 4: 02 - 04 / 08 / 2019

KARTING GENK (BEL)



DMSB RegNr 166/19

Warm Up DKM (OK)

Die schnellsten Zeiten

Ort	Nr. Fahrername	Zeit	Streckenl.	Ø Speed
Ziel	2 Sasse,Hugo	0:52,167	1360 m	93,9 km/h
Sektion 1	84 Travisanutto,Lorenzo	0:20,866	548 m	94,5 km/h
Sektion 2	2 Sasse,Hugo	0:15,558	366 m	84,7 km/h
Sektion 3	2 Sasse,Hugo	0:15,599	446 m	102,9 km/h





	Smr.30 Holzem,Juliano DEU Lanari Racing Team			Smr.31 Belhocine,Sebastien CZE Sirmadel Motorsport			Smr.25 Weimann,Julie DEU Solgat Motorsport			Smr.39 Bradald,Rasmus DNK RS Competition			Smr.21 Van Vark,Lars NLD TB Racing Team		
	theoretisch mögliche Bestzeit	Ziel	Bestzeit	theoretisch mögliche Bestzeit	Ziel	Bestzeit	theoretisch mögliche Bestzeit	Ziel	Bestzeit	theoretisch mögliche Bestzeit	Ziel	Bestzeit	theoretisch mögliche Bestzeit	Ziel	Bestzeit
best	0:52,754	0:21,165	0:15,804	0:52,781	0:21,181	0:15,717	0:52,790	0:21,204	0:15,769	0:52,842	0:21,174	0:15,794	0:52,877	0:21,256	0:15,771
Runde 1	0:58,754	0:24,737	0:17,397	0:58,910	0:25,395	0:16,699	1:03,739	0:27,718	0:18,247	1:03,474	0:26,984	0:18,419	0:59,481	0:25,977	0:17,076
Runde 2	0:57,466	0:21,815	0:17,955	0:55,424	0:22,861	0:16,239	0:55,416	0:22,604	0:16,454	0:54,746	0:22,181	0:16,367	0:54,879	0:21,844	0:16,486
Runde 3	0:55,653	0:22,103	0:17,219	0:54,545	0:22,004	0:16,318	0:53,960	0:21,716	0:16,116	0:54,370	0:22,148	0:16,178	0:54,101	0:21,597	0:16,401
Runde 4	0:53,943	0:21,749	0:16,138	0:53,824	0:21,699	0:16,159	0:53,786	0:21,765	0:16,051	0:53,264	0:21,516	0:15,936	0:55,128	0:22,170	0:16,977
Runde 5	0:53,466	0:21,356	0:16,047	0:53,381	0:21,605	0:15,877	0:53,621	0:21,344	0:16,093	0:53,261	0:21,435	0:15,930	0:53,271	0:21,455	0:15,882
Runde 6	0:53,681	0:21,408	0:16,418	0:53,009	0:21,347	0:15,781	0:52,922	0:21,306	0:15,778	0:52,945	0:21,270	0:15,811	0:52,947	0:21,309	0:15,853
Runde 7	0:52,861	0:21,213	0:15,894	0:53,245	0:21,383	0:15,910	0:53,132	0:21,464	0:15,833	0:53,152	0:21,389	0:15,894	0:53,018	0:21,320	0:15,799
Runde 8	0:53,566	0:21,732	0:15,975	0:53,005	0:21,378	0:15,819	0:53,279	0:21,312	0:15,957	0:52,945	0:21,230	0:15,794	0:53,417	0:21,596	0:15,902
Runde 9	0:53,316	0:21,684	0:15,857	0:52,781	0:21,250	0:15,717	0:52,864	0:21,280	0:15,770	0:52,901	0:21,261	0:15,833	0:52,877	0:21,256	0:15,799
Runde 10	0:52,861	0:21,213	0:15,890	0:52,886	0:21,263	0:15,793	0:52,790	0:21,204	0:15,769	0:52,950	0:21,232	0:15,815	0:53,113	0:21,479	0:15,863
Runde 11	0:52,754	0:21,165	0:15,804	0:52,810	0:21,181	0:15,768	0:52,838	0:21,206	0:15,797	0:52,842	0:21,174	0:15,837	0:53,113	0:21,288	0:15,896

Warm Up DKM (OK)

Die schnellsten Zeiten

Ort	Nr. Fahrername	Zeit	Streckenl.	Ø Speed
Ziel	2 Sasse,Hugo	0:52,167	1360 m	93,9 km/h
Sektion 1	84 Travisanutto,Lorenzo	0:20,866	548 m	94,5 km/h
Sektion 2	2 Sasse,Hugo	0:15,558	366 m	84,7 km/h
Sektion 3	2 Sasse,Hugo	0:15,599	446 m	102,9 km/h

	Smr.12 Knopp,Josef CZE TB Racing Team	Smr.10 Ried,Jonas DEU Solgat Motorsport	Smr.8 Liwinski,David NLD BIREL ART RACING KSW	Smr.41 Meyer Hansen,Mikkel DNK Racing Motor DK	Smr.48 Kramer,Pablo DEU Valier Motorsport
	theoretisch mögliche Bestzeit 0:53,032	theoretisch mögliche Bestzeit 0:52,965	theoretisch mögliche Bestzeit 0:53,070	theoretisch mögliche Bestzeit 0:53,192	theoretisch mögliche Bestzeit 0:53,106
best	Ziel Sektion 1 Sektion 2 Sektion 3 0:53,101 0:21,224 0:15,943 0:15,865	Ziel Sektion 1 Sektion 2 Sektion 3 1:04,703 0:27,882 0:18,581 0:18,240	Ziel Sektion 1 Sektion 2 Sektion 3 0:53,127 0:21,337 0:15,842 0:15,891	Ziel Sektion 1 Sektion 2 Sektion 3 0:53,192 0:21,301 0:15,940 0:15,951	Ziel Sektion 1 Sektion 2 Sektion 3 0:53,215 0:21,347 0:15,939 0:15,820
Runde 1	1:01,855 0:26,749 0:17,548 0:17,558	0:55,756 0:22,631 0:16,834 0:16,291	1:03,640 0:27,687 0:18,407 0:17,546	0:58,766 0:24,972 0:17,098 0:16,696	1:00,443 0:25,198 0:17,485 0:17,760
Runde 2	0:56,358 0:23,068 0:16,822 0:16,468	0:54,197 0:21,888 0:16,172 0:16,137	0:55,655 0:22,770 0:16,652 0:16,233	0:55,686 0:22,418 0:16,614 0:16,654	0:56,508 0:23,105 0:16,846 0:16,557
Runde 3	0:53,972 0:21,771 0:16,165 0:16,036	0:53,578 0:21,473 0:16,048 0:16,057	0:53,787 0:21,632 0:16,122 0:16,033	0:55,373 0:22,292 0:16,838 0:16,243	0:55,663 0:22,724 0:16,583 0:16,356
Runde 4	0:53,615 0:21,586 0:16,027 0:16,002	0:53,520 0:21,533 0:16,016 0:15,971	0:53,391 0:21,464 0:15,965 0:15,962	0:54,217 0:21,744 0:16,252 0:16,221	0:54,750 0:21,721 0:16,649 0:16,380
Runde 5	0:53,188 0:21,310 0:15,979 0:15,899	0:53,292 0:21,433 0:15,943 0:15,916	0:53,279 0:21,407 0:15,921 0:15,951	0:54,745 0:21,558 0:16,372 0:16,815	0:53,754 0:21,428 0:16,062 0:16,264
Runde 6	0:53,183 0:21,287 0:15,996 0:15,900	0:53,175 0:21,378 0:15,931 0:15,866	0:53,127 0:21,338 0:15,898 0:15,891	0:53,768 0:21,696 0:16,033 0:16,039	0:53,831 0:21,775 0:16,123 0:15,933
Runde 7	0:53,799 0:21,554 0:16,325 0:15,920	0:53,539 0:21,695 0:15,974 0:15,870	0:53,127 0:21,337 0:15,842 0:15,842	0:53,654 0:21,487 0:15,953 0:16,214	0:53,445 0:21,473 0:16,068 0:15,904
Runde 8	0:53,622 0:21,224 0:16,225 0:16,173	0:53,125 0:21,448 0:15,840 0:15,837		0:53,390 0:21,346 0:16,017 0:16,027	0:54,731 0:21,836 0:16,546 0:16,349
Runde 9	0:53,101 0:21,253 0:15,948 0:15,900	0:53,120 0:21,418 0:15,811 0:15,891		0:53,552 0:21,631 0:15,964 0:15,957	0:53,285 0:21,434 0:15,977 0:15,874
Runde 10	0:53,305 0:21,254 0:16,186 0:15,865	0:53,120 0:21,418 0:15,811 0:15,891		0:53,965 0:21,336 0:16,227 0:16,402	0:53,215 0:21,383 0:15,939 0:15,893
Runde 11	0:53,167 0:21,277 0:15,943 0:15,947	0:21,324 0:15,804		0:53,192 0:21,301 0:15,940 0:15,951	0:53,231 0:21,347 0:16,064 0:15,820

DEUTSCHE KART-MEISTERSCHAFT

Round 4: 02 - 04 / 08 / 2019

KARTING GENK (BEL)

DMSB RegNr 166/19

Warm Up DKM (OK)

Die schnellsten Zeiten

Ort	Nr. Fahrername	Zeit	Streckentl.	Ø Speed
Ziel	2 Sasse,Hugo	0:52,167	1360 m	93,9 km/h
Sektion 1	84 Travisanutto,Lorenzo	0:20,866	548 m	94,5 km/h
Sektion 2	2 Sasse,Hugo	0:15,558	366 m	84,7 km/h
Sektion 3	2 Sasse,Hugo	0:15,599	446 m	102,9 km/h

	Smr.4 Haverkort,Kas NLD CRG Keizer racing theoretisch mögliche Bestzeit 0:53,220	Smr.24 Lagrotteria,Antonio CHE Innovate Competition theoretisch mögliche Bestzeit 0:53,319	Smr.54 Di Prima,Livio CHE Solgat Motorsport theoretisch mögliche Bestzeit 0:54,067	Smr.18 Rosam,Max DEU TR Motorsport theoretisch mögliche Bestzeit 0:54,402	Ziel
best	Ziel Sektion 1 Sektion 2 Sektion 3 0:53,437 0:21,397 0:15,868 0:15,955	Ziel Sektion 1 Sektion 2 Sektion 3 0:53,441 0:21,338 0:15,994 0:15,987	Ziel Sektion 1 Sektion 2 Sektion 3 0:54,076 0:21,791 0:16,156 0:16,120	Ziel Sektion 1 Sektion 2 Sektion 3 0:54,517 0:21,861 0:16,291 0:16,250	Ziel Sektion 1 Sektion 2 Sektion 3
Runde 1	1:04,421 0:27,622 0:18,424 0:18,375	1:02,013 0:26,125 0:18,004 0:17,884	1:00,720 0:26,904 0:17,193 0:16,623	1:03,348 0:27,496 0:18,152 0:17,700	
Runde 2	0:59,262 0:24,959 0:16,874 0:17,429	0:55,646 0:22,546 0:16,705 0:16,395	0:55,029 0:22,105 0:16,608 0:16,316	0:57,939 0:23,537 0:17,745 0:16,657	
Runde 3	0:56,953 0:23,408 0:16,926 0:16,619	0:54,459 0:21,900 0:16,313 0:16,246	0:55,757 0:21,858 0:17,437 0:16,462	0:55,273 0:22,175 0:16,649 0:16,449	
Runde 4	0:56,078 0:22,994 0:17,039 0:16,045	0:53,930 0:21,613 0:16,227 0:16,090	0:54,350 0:21,906 0:16,222 0:16,222	0:54,819 0:22,071 0:16,431 0:16,317	
Runde 5	1:55,210 0:21,449 0:15,868 1:17,893	0:53,721 0:21,488 0:16,203 0:16,030	0:55,238 0:21,812 0:16,156 0:17,270	0:54,517 0:21,861 0:16,291 0:16,365	
Runde 6	0:57,975 0:23,964 0:17,366 0:16,645	0:53,617 0:21,561 0:16,047 0:16,009	0:54,076 0:21,791 0:16,165 0:16,120	0:54,850 0:21,862 0:16,738 0:16,250	
Runde 7	0:54,317 0:22,026 0:16,169 0:16,122	0:53,506 0:21,416 0:16,050 0:16,040	0:22,645 0:32,475		
Runde 8	0:53,438 0:21,484 0:15,982 0:15,972	0:53,441 0:21,458 0:15,996 0:15,987			
Runde 9	0:53,437 0:21,465 0:16,017 0:15,955	0:53,478 0:21,338 0:16,094 0:16,046			
Runde 10	0:21,397 0:15,939	0:53,499 0:21,514 0:15,994 0:15,991			
Runde 11		0:53,812 0:21,723 0:16,067 0:16,022			

Ranking Qualifying Heats DKM (OK)

Strecke / track: 1360m

fastest Race Lap from Felix Arnold in Heat 2 / Lap 8 in 0:52,166

Pos	Str. Nr.	Fahrer Driver	Nation	Bewerber / Sponsor	Nation	Lizenz B-Lizenz	Chassis / Motor / Reifen	Punkte Points	Quali POS	Lauf Heat	Pos	Punkte Points	Rn. Lp	Zeit Time	schnellste Runde fastest Lap	in Runde in Lap
1	1	THOMPSON, Harry	GBR	Ricky Flynn Motorsport	GBR	265302 162392	FA Kart / Vortex / Vega	3	1	2	1	0	11	9:41,765 9:51,099	0:52,772 0:52,737	10 8
2	14	DÖRR, Ben	DEU	TB Racing Team	DEU	IKC1162845 KBF116906	KR / IAME / Vega	4	2	1	1	0	11	9:54,325 9:51,151	0:52,750 0:52,665	10 9
3	84	TRAVISANUTTO, Lorenzo	ITA	CV Performance Group	DEU	297878 KBF1141781	KR / IAME / Vega	4	11	1	2	2	11	9:55,181 9:50,953	0:52,723 0:52,534	10 10
4	2	SASSE, Hugo	DEU	TB Racing Team	DEU	IKC1147248 KBF116906	Kart Republic / IAME / Vega	6	3	1	4	4	11	9:56,510 9:42,086	0:52,740 0:52,196	10 9
5	20	ÖGAARD, Sebastian	DNK	Ward Racing	SWE	55995 102	Tony Kart / Vortex / Vega	10	5	1	10	10	11	10:01,130 9:50,877	0:52,447 0:52,608	10 9
6	34	ARNOLD, Felix	DEU	TB Racing Team	DEU	IKA1138542 KBF116906	KR / IAME / Vega	10	7	2	4	4	11	9:45,332 9:52,813	0:52,166 0:52,659	8 10
7	13	TAUSCHER, Alexander	DEU	Junior TEAM75	DEU	IKC1162751 KBF1154079	Kart Republic / IAME / Vega	10	15	1	3	3	11	9:55,636 9:47,959	0:52,648 0:52,452	10 8
8	36	ANDERRÜTI, Leandro	CHE	RS Schumacher Racing Team	DEU	500212 KBF1067587	IPK-Praga / TM / Vega	12	14	1	5	5	11	9:56,800 9:53,572	0:52,818 0:52,954	10 10
9	11	MESCH, Joel	DEU	TB Racing Team	DEU	IKC1179312 KBF116906	KR / IAME / Vega	13	6	1	7	7	11	10:00,436 9:47,070	0:52,787 0:52,583	10 10
10	28	O' DEY, Levi	DEU	RS Schumacher Racing Team	DEU	IKC1164486 KBF1067587	Praga / TM / Vega	14	12	1	6	6	11	9:57,348 9:51,455	0:52,718 0:52,560	8 8
11	99	BUUS, Bastian	DNK	RS Competition	DNK	59991 36053	Tony Kart / Vortex / Vega	16	17	1	8	8	11	10:00,508 9:53,749	0:52,674 0:52,956	10 10
12	16	GRIGGS, Luca	GBR	Kartshop Ampfing	DEU	298409 KBF1108764	Tony Kart / TM / Vega	18	9	1	13	13	11	10:02,427 9:45,794	0:52,593 0:52,339	10 10
13	17	FÜNGELING, Luke Brandon	DEU	Valier Motorsport	DEU	IKC1136804 KBF1063735	KR / IAME / Vega	19	26	1	9	9	11	10:00,766 9:55,080	0:52,798 0:52,742	10 10
14	7	TRÖGER, Niels	DEU	CRG Keijzer racing	NLD	IKC1139697 28613	CRG / TM / Vega	22	22	2	9	9	11	9:51,575 9:59,212	0:52,571 0:53,044	8 6
15	21	VAN VARK, Lars	NLD	TB Racing Team	DEU	36980 KBF116906	KR / IAME / Vega	25	10	2	13	13	11	9:53,708 9:58,964	0:52,643 0:53,280	7 6
16	25	WEIMANN, Jule	DEU	Solgat Motorsport	DEU	IKC1159312 KBF1079882	Birel Art / TM / Vega	26	19	2	10	10	11	9:53,261 10:02,565	0:52,725 0:53,297	8 10
17	48	KRAMER, Pablo	DEU	Valier Motorsport	DEU	IKC1151450 KBF1063735	SODI / IAME / Vega	27	21	1	15	15	11	10:05,822 9:53,683	0:52,918 0:52,646	10 8
18	4	HAVERTKORT, Kas	NLD	CRG Keijzer racing	NLD	36154 28613	CRG / TM / Vega	31	16	2	26	26	7	6:17,325 9:52,654	0:52,573 0:52,804	7 9
19	30	HOLZEM, Juliano	DEU	Lanari Racing Team	DEU	IKC1195324 KBF1159049	Kart Republic / Parilla / Vega	31	23	1	16	16	11	10:06,061 10:01,225	0:52,863 0:52,899	10 9
20	37	DEGNBOL, Noah	DNK	RS Competition	DNK	65659 36053	Tony Kart / Vortex / Vega	31	27	1	20	20	11	10:10,589 9:53,526	0:53,243 0:52,771	10 6
21	60	PAUWELS, Kobe	BEL	CV Performance Group	DEU	910066 KBF1141781	KR / IAME / Vega	32	4	2	3	3	11	9:44,298 0:03,161	0:52,172 -	9 -
22	45	KELSTRUP, Georg	SWE	TK Racing	DNK	200407023050 52208	FA Kart / TM / Vega	32	30	1	18	18	11	10:07,532 9:53,973	0:53,314 0:52,980	10 8
23	12	KNOPP, Josef	CZE	TB Racing Team	DEU	19A50120 KBF116906	KR / IAME / Vega	33	20	1	24	24	11	10:12,766 9:54,459	0:53,235 0:52,884	7 7
24	29	HOLZEM, Sandro	DEU	Lanari Racing Team	DEU	IKC1195323 KBF1159049	Kart Republic / Parilla / Vega	34	33	1	19	19	11	10:08,057 9:54,575	0:53,072 0:52,805	10 7
25	10	RIED, Jonas	DEU	Solgat Motorsport	DEU	IKC1167350 KBF1079882	Birel Art / TM / Vega	35	18	1	11	11	11	10:01,765 8:58,524	0:52,758 0:52,617	10 8
26	24	LAGROTTERIA, Antonio	CHE	Innovate Competition	CHE	500238 500033	Exprit / Iame / Vega	35	31	2	16	16	11	9:55,378 10:06,139	0:52,907 0:53,403	6 7
27	38	FRIIS, Julie	DNK	TK Racing	DNK	41614 52208	FA Kart / TM / Vega	37	13	2	19	19	11	9:57,880 10:04,522	0:52,535 0:53,004	6 9
28	31	BELHOCINE, Sebastien	CZE	Sirnadel Motorsport	CZE	19A50129 18A101511	KR / IAME / Vega	39	28	2	28	28	-	0:02,571 9:56,366	- 0:52,812	- 9
29	41	MEYER HANSEN, Mikkel	DNK	Racing Motor DK	DNK	36477 03587	Kali Kart / TM / Vega	39	39	1	21	21	11	10:11,462 9:56,859	0:53,061 0:52,904	10 7
30	18	ROSAM, Max	DEU	TR Motorsport	DEU	IKC1162238 KBF1080519	Jesolo / TM / Vega	39	41	1	17	17	11	10:06,818 10:08,343	0:53,291 0:53,694	10 9
31	54	DI PRIMA, Livio	CHE	Solgat Motorsport	DEU	500260 KBF1079882	Birel Art / IAME / Vega	40	40	2	17	17	11	9:55,600 10:09,859	0:52,670 0:53,444	8 9

Ranking Qualifying Heats DKM (OK)

Strecke / track: 1360m

fastest Race Lap from Felix Arnold in Heat 2 / Lap 8 in 0:52,166

Pos	Str. Nr.	Fahrer Driver	Nation	Bewerber / Sponsor	Nation	Lizenz B-Lizenz	Chassis / Motor / Reifen	Punkte Points	Quali POS	Lauf Heat	Pos	Punkte Points	Rn. Lp	Zeit Time	schnellste Runde fastest Lap	in Runde in Lap
32	43	WISKIRCHEN, Moritz	DEU	TB Racing Team	DEU	IKC1173298 KBF1116906	KR / IAME / Vega	41	24	1	12	12	11	10:02,099	0:52,986	9
										2	29	29	-	0:07,268	-	-
						39340				2	27	27	1	1:05,821	0:57,416	1
33	39	BRADAL, Rasmus	DNK	RS Competition	DNK	36053	Tony Kart / Vortex / Vega	41	34	3	14	14	11	10:01,180	0:52,908	10
						35786				1	14	14	11	10:03,503	0:52,730	10
34	8	LIWINSKI, David	NLD	BIREL ART RACING KSW	AUT	BK102	Birel Art / IAME / Vega	42	8	3	28	28	-	0:03,101	-	-
						0501				1	22	22	11	10:11,582	0:53,277	10
35	70	SANTIAGO, Ramos	MEX	DR SRL	ITA	296449	DR / MODENA ENGINE / Vega	42	36	2	20	20	11	10:00,233	0:53,291	7
						IKC1147536				2	25	25	9	8:15,109	0:52,880	8
36	52	MARSCHALKOWSKI, Jan	DEU	Lanari Racing Team	DEU	KBF1159049	KR / IAME / Vega	42	37	3	17	17	11	10:03,208	0:52,918	10
						500344				1	23	23	11	10:12,128	0:53,837	10
37	9	BAERISWYL, Alain	CHE	Kartteam Meier GmbH	CHE	500008	DR / Rexion / Vega	44	42	2	21	21	11	10:01,349	0:53,606	7
						IKC1172727				1	26	26	11	10:37,837	0:53,419	9
38	65	KÖLSCHBACH, Carl Louis	DEU	Achim Kölschbach	DEU	BEK1194935	SODI / Vortex / Vega	46	35	3	20	20	11	10:06,263	0:53,237	8
						IKC 1145936				2	23	23	10	8:58,002	0:52,681	8
39	6	HANTKE, Nico	DEU	3G Racing	DEU	KBF1164077	Tony Kart / IAME / Vega	47	25	3	24	24	11	10:10,397	0:53,739	9
						IKCR1179397				1	27	27	9	8:20,512	0:53,022	7
40	15	BÖNIGHAUSEN, Colin Jamie	DEU	TB Racing Team	DEU	KBF1116906	KR / IAME / Vega	48	32	3	21	21	11	10:06,690	0:52,760	10
						19AS0121				2	22	22	11	10:06,153	0:53,739	11
41	50	PTÁČKOVÁ, Soná	CZE	Kartshop Ampfing	DEU	KBF1108764	Kosmic / IAME / Vega	48	43	3	26	26	11	10:14,690	0:54,345	11
						500228				1	25	25	11	10:16,040	0:53,596	10
42	33	FAGONE, Alessio	CHE	Innovate Competition	CHE	500033	Tony Kart / IAME / Vega	50	38	3	25	25	11	10:10,584	0:53,541	9
						505145				1	28	28	4	3:48,828	0:54,666	3
43	27	BORN, Miklas	CHE	Innovate Competition	CHE	500033	Exprit / IAME / Vega	55	29	3	27	27	10	9:06,004	0:53,070	6

Rennleitung: Volker Ehekircher Racedirektor: Horst Seidel

Sportkommissare: Nikolas Spaderna / Ulrich Bell / Hans-Willi Baumgarten

Techn. Kommissare: Hans-Jürgen Dangers / M. Grasshoff / C. Schmidt / J. Lawinger / K.L. Ruszczynski / H.-W. Schäfer / A. Sengpiel

Zeitnahme: KART-DATA timing service Franz Schieszler

R 10 DKM (OK) Heat 3 A <> B

Strecke / track: 1360m

fastest Lap Lorenzo TRAVISANUTTO at: 0:52,534

started: 29 classified: 29 not classified: 0

Pos	Str. Nr.	Fahrer Driver	Nation	Bewerber / Sponsor	Nation	Lizenz R-Lizenz	Chassis / Motor / Reifen	Points	Penalty	Runden Laps	Gesamtzeit Differenz	Abstand Gap	beste Runde best Lap	in R. in L.	o Geschw. o Speed
1	20	ÖGAARD, Sebastian	DNK	Word Racing	SWE	55995 102	Tony Kart / Vortex / Vega	0		11	9:50,877		0:52,608	9	91,1 km/h 93,1 km/h
2	84	TRAVISANUTTO, Lorenzo	ITA	CV Performance Group	DEU	297878 KBF1141781	KR / IAME / Vega	2		11	9:50,953 0:00,076	0:00,076	0:52,534	10	91,1 km/h 92,8 km/h
3	1	THOMPSON, Harry	GBR	Ricky Flynn Motorsport	GBR	265302 162392	FA Kart / Vortex / Vega	3		11	9:51,099 0:00,222	0:00,146	0:52,737	8	91,1 km/h 92,8 km/h
4	14	DÖRR, Ben	DEU	TB Racing Team	DEU	IKCR1162845 KBF1116906	KR / IAME / Vega	4		11	9:51,151 0:00,274	0:00,052	0:52,665	9	91,1 km/h 93 km/h
5	4	HAYERKORT, Kas	NLD	CRG Keijzer racing	NLD	36154 28613	CRG / TM / Vega	5		11	9:52,654 0:01,777	0:01,503	0:52,804	9	90,9 km/h 92,7 km/h
6	34	ARNOLD, Felix	DEU	TB Racing Team	DEU	IKA1138542 KBF1116906	KR / IAME / Vega	6		11	9:52,813 0:01,936	0:00,159	0:52,659	10	90,8 km/h 93 km/h
7	36	ANDERRÜTI, Leandro	CHE	RS Schumacher Racing Team	DEU	500212 KBF1067587	IPK-Praga / TM / Vega	7		11	9:53,572 0:02,695	0:00,759	0:52,954	10	90,7 km/h 92,5 km/h
8	99	BUUS, Bastian	DNK	RS Competition	DNK	59991 36053	Tony Kart / Vortex / Vega	8		11	9:53,749 0:02,872	0:00,177	0:52,956	10	90,7 km/h 92,5 km/h
9	12	KNOPP, Josef	CZE	TB Racing Team	DEU	19AS0120 KBF1116906	KR / IAME / Vega	9		11	9:54,459 0:03,582	0:00,710	0:52,884	7	90,6 km/h 92,6 km/h
10	17	FÜNGELING, Luke Brandon	DEU	Valier Motorsport	DEU	IKC1136804 KBF1063735	KR / IAME / Vega	10		11	9:55,080 0:04,203	0:00,621	0:52,742	10	90,5 km/h 92,8 km/h
11	31	BELHOCINE, Sebastien	CZE	Sirnadel Motorsport	CZE	19AS0129 18AT01511	KR / IAME / Vega	11		11	9:56,366 0:05,489	0:01,286	0:52,812	9	90,3 km/h 92,7 km/h
12	21	VAN VARK, Lars	NLD	TB Racing Team	DEU	36980 KBF1116906	KR / IAME / Vega	12		11	9:58,964 0:08,087	0:02,598	0:53,280	6	89,9 km/h 91,9 km/h
13	7	TRÖGER, Niels	DEU	CRG Keijzer racing	NLD	IKC1139697 28613	CRG / TM / Vega	13		11	9:59,212 0:08,335	0:00,248	0:53,044	6	89,9 km/h 92,3 km/h
14	39	BRADAL, Rasmus	DNK	RS Competition	DNK	39340 36053	Tony Kart / Vortex / Vega	14		11	10:01,180 0:10,303	0:01,968	0:52,908	10	89,6 km/h 92,5 km/h
15	30	HOLZEM, Juliano	DEU	Lanari Racing Team	DEU	IKC1195324 KBF1159049	Kart Republic / Parilla / Vega	15		11	10:01,225 0:10,348	0:00,045	0:52,899	9	89,6 km/h 92,6 km/h
16	25	WEIMANN, Jule	DEU	Solgat Motorsport	DEU	IKC1159312 KBF1079882	Birel Art / TM / Vega	16		11	10:02,565 0:11,688	0:01,340	0:53,297	10	89,4 km/h 91,9 km/h
17	52	MARSCHALKOWSKI, Jan	DEU	Lanari Racing Team	DEU	IKC1147536 KBF1159049	KR / IAME / Vega	17		11	10:03,208 0:12,331	0:00,643	0:52,918	10	89,3 km/h 92,5 km/h
18	38	FRIS, Julie	DNK	TK Racing	DNK	41614 52208	FA Kart / TM / Vega	18	5 sec.	11	10:04,522 0:13,645	0:01,314	0:53,004	9	89,1 km/h 92,4 km/h
19	24	LAGROTTERIA, Antonio	CHE	Innovate Competition	CHE	500238 500033	Exprit / Iame / Vega	19		11	10:06,139 0:15,262	0:01,617	0:53,403	7	88,9 km/h 91,7 km/h
20	65	KÖLSCHBACH, Carl Louis	DEU	Achim Kölschbach	DEU	IKC1172727 BEK1194935	SODI / Vortex / Vega	20		11	10:06,263 0:15,386	0:00,124	0:53,237	8	88,8 km/h 92 km/h
21	15	BÖNIGHAUSEN, Colin Jamie	DEU	TB Racing Team	DEU	IKCR1179397 KBF1116906	KR / IAME / Vega	21	5 sec.	11	10:06,690 0:15,813	0:00,427	0:52,760	10	88,8 km/h 92,8 km/h
22	18	ROSAM, Max	DEU	TR Motorsport	DEU	IKC1162238 KBF1080519	Jesolo / TM / Vega	22		11	10:08,343 0:17,466	0:01,653	0:53,694	9	88,5 km/h 91,2 km/h
23	54	DI PRIMA, Livio	CHE	Solgat Motorsport	DEU	500260 KBF1079882	Birel Art / IAME / Vega	23		11	10:09,859 0:18,982	0:01,516	0:53,444	9	88,3 km/h 91,6 km/h
24	6	HANTKE, Nico	DEU	3G Racing	DEU	IKC 1145936 KBF1164077	Tony Kart / IAME / Vega	24		11	10:10,397 0:19,520	0:00,538	0:53,739	9	88,2 km/h 91,1 km/h
25	33	FAGONE, Alessio	CHE	Innovate Competition	CHE	500228 500033	Tony Kart / IAME / Vega	25		11	10:10,584 0:19,707	0:00,187	0:53,541	9	88,2 km/h 91,4 km/h
26	50	PTÁCKOVÁ, Sona	CZE	Kartshop Ampfing	DEU	19AS0121 KBF1108764	Kosmic / IAME / Vega	26		11	10:14,690 0:23,813	0:04,106	0:54,345	11	87,6 km/h 90,1 km/h
27	27	BORN, Miklas	CHE	Innovate Competition	CHE	505145 500033	Exprit / IAME / Vega	27		10	9:06,004 1 R	1 R	0:53,070	6	89,7 km/h 92,3 km/h
28	8	LIWINSKI, David	NLD	BIREL ART RACING KSW	AUT	35786 BK102	Birel Art / IAME / Vega	28		0	0:03,101 11 R	10 R			
29	60	PAUWELS, Kobe	BEL	CV Performance Group	DEU	910066 KBF1141781	KR / IAME / Vega	29		0	0:03,161 11 R	0:00,060			

StNr. 38,15 5 sec penalty Frontfairing

Rennleitung: Volker Ehekircher Racedirektor: Horst Seidel

Sportkommissare: Nikolas Spaderna / Ulrich Bell / Hans-Willi Baumgarten

Techn. Kommissare: Hans-Jürgen Dangers / M. Grasshoff / C. Schmidt / J. Lawinger / K.L. Ruszczynski / H.-W. Schäfer / A. Sengpiel




Zeitnahme: KART-DATA timing service Franz Schieszler

Zeitnahme / timekeeping

control 

Franz Schieszler

freigegeben: 17:12:13

DEUTSCHE KART-MEISTERSCHAFT

Round 4: 02 - 04 / 08 / 2019

KARTING GENK (BEL)

DMSB



DMSB RegNr 166/19

R 10 DKM (OK) Heat 3 A < > B

Fahrername Driver	Ögaard Sebastian	Travisanutto Lorenzo	Thompson Harry	Dörr Ben	Haverkort Kas	Arnold Felix	Anderüti Leandro	Buus Bastian	Knopp Josef	Füngeling Luke Brandon	Belhocine Sebastien	Van Yark Lars
schnellste Runde	0:52,608 Rn. 9	0:52,534 Rn. 10	0:52,737 Rn. 8	0:52,665 Rn. 9	0:52,804 Rn. 9	0:52,659 Rn. 10	0:52,954 Rn. 10	0:52,956 Rn. 10	0:52,884 Rn. 7	0:52,742 Rn. 10	0:52,812 Rn. 9	0:53,280 Rn. 6
Speed	93,1 km/h	93,2 km/h	92,8 km/h	93,0 km/h	92,7 km/h	93,0 km/h	92,5 km/h	92,5 km/h	92,6 km/h	92,8 km/h	92,7 km/h	91,9 km/h
Lap 1	0:55,363	0:54,907	0:54,548	0:54,826	0:55,659	0:56,139	0:55,622	0:56,472	0:57,999	0:58,011	0:58,657	0:57,717
Lap 2	0:53,899	0:54,117	0:54,256	0:54,018	0:54,818	0:54,643	0:54,301	0:54,042	0:54,712	0:55,080	0:55,190	0:54,555
Lap 3	0:53,829	0:53,770	0:53,770	0:53,771	0:53,807	0:54,173	0:53,977	0:54,010	0:53,400	0:53,951	0:53,660	0:54,009
Lap 4	0:53,452	0:53,437	0:53,466	0:53,365	0:53,589	0:53,426	0:53,694	0:53,805	0:53,595	0:53,611	0:53,389	0:54,025
Lap 5	0:53,261	0:53,257	0:53,196	0:53,235	0:53,211	0:53,148	0:53,374	0:53,350	0:53,129	0:53,147	0:52,974	0:53,511
Lap 6	0:53,020	0:53,600	0:52,976	0:53,004	0:53,160	0:53,425	0:53,659	0:53,111	0:53,041	0:53,099	0:52,984	0:53,280
Lap 7	0:52,830	0:52,903	0:52,884	0:52,851	0:52,970	0:52,978	0:53,101	0:53,110	0:52,884	0:52,915	0:53,667	0:54,377
Lap 8	0:52,712	0:52,769	0:52,737	0:52,775	0:52,887	0:52,890	0:53,481	0:53,271	0:52,952	0:52,985	0:52,962	0:53,365
Lap 9	0:52,608	0:52,776	0:52,771	0:52,665	0:52,804	0:52,880	0:52,982	0:53,056	0:53,063	0:52,935	0:52,812	0:53,436
Lap 10	0:52,941	0:52,534	0:53,400	0:53,353	0:52,908	0:52,659	0:52,954	0:52,956	0:52,970	0:52,742	0:52,975	0:53,697
Lap 11	0:53,928	0:53,718	0:54,378	0:54,328	0:53,396	0:53,203	0:53,141	0:53,057	0:53,124	0:52,884	0:53,176	0:53,673






DEUTSCHE KART-MEISTERSCHAFT

Round 4: 02 - 04 / 08 / 2019

KARTING GENK (BEL)

DMSB

DMSB RegNr 166/19

R 10 DKM (OK) Heat 3 A < > B

Fahrername Driver	Tröger Niels	Bradal Rasmus	Holzem Juliano	Weimann Jule	Marschalkowski Jan	Fritis Julie	Lagrotteria Antonio	Kölschbach Carl Louis	Bönighausen Colin Jamie	Rosam Max	Di Prima Livio	Hantke Nico
schnellste Runde in Runde	0:53,044 Rn. 6	0:52,908 Rn. 10	0:52,899 Rn. 9	0:53,297 Rn. 10	0:52,918 Rn. 10	0:53,004 Rn. 9	0:53,403 Rn. 7	0:53,237 Rn. 8	0:52,760 Rn. 10	0:53,694 Rn. 9	0:53,444 Rn. 9	0:53,739 Rn. 9
Speed	92,3 km/h	92,5 km/h	92,6 km/h	91,9 km/h	92,5 km/h	92,4 km/h	91,7 km/h	92,0 km/h	92,8 km/h	91,2 km/h	91,6 km/h	91,1 km/h
Lap 1	0:58,175	0:59,590	0:59,984	0:58,737	0:59,655	0:58,517	0:59,350	1:00,152	0:59,635	0:59,645	0:58,957	0:59,222
Lap 2	0:55,837	0:55,449	0:55,370	0:56,324	0:55,544	0:55,155	0:55,679	0:56,183	0:56,630	0:56,136	0:57,142	0:55,845
Lap 3	0:54,370	0:55,763	0:54,915	0:54,764	0:55,835	0:53,897	0:56,136	0:54,930	0:55,024	0:55,060	0:55,453	0:56,541
Lap 4	0:53,555	0:53,599	0:53,517	0:54,031	0:54,296	0:53,625	0:54,171	0:54,768	0:54,397	0:55,323	0:54,875	0:54,515
Lap 5	0:53,176	0:53,319	0:53,610	0:53,597	0:53,483	0:53,722	0:53,788	0:53,825	0:53,477	0:53,958	0:53,956	0:54,363
Lap 6	0:53,044	0:53,176	0:53,288	0:53,298	0:54,153	0:53,155	0:53,753	0:54,042	0:53,788	0:54,179	0:54,129	0:54,666
Lap 7	0:53,241	0:53,275	0:53,693	0:54,292	0:53,248	0:53,768	0:53,403	0:53,260	0:53,078	0:54,061	0:54,144	0:54,457
Lap 8	0:53,194	0:53,140	0:53,221	0:53,446	0:53,496	0:53,814	0:54,228	0:53,237	0:52,872	0:53,752	0:55,198	0:54,705
Lap 9	0:53,534	0:53,019	0:52,899	0:53,443	0:53,118	0:53,004	0:53,491	0:53,291	0:52,843	0:53,694	0:53,444	0:53,739
Lap 10	0:53,650	0:52,908	0:53,011	0:53,297	0:52,918	0:53,973	0:53,707	0:53,679	0:52,760	0:53,825	0:54,281	0:54,308
Lap 11	0:53,740	0:53,601	0:53,906	0:53,764	0:52,953	0:53,459	0:54,338	0:54,325	0:52,787	0:53,879	0:53,595	0:54,257






DEUTSCHE KART-MEISTERSCHAFT

Round 4: 02 - 04 / 08 / 2019

KARTING GENK (BEL)






DMSB

DMSB RegNr 166/19

R 10 DKM (OK) Heat 3 A < > B


Fahrername Driver	Fagone Alessio	Prácková Sona	Born Miklas	Liwinski David	Pauwels Kobe
schnellste Runde in Runde	0:53,541 Rn. 9	0:54,345 Rn. 11	0:53,070 Rn. 6		
Speed	91,4 km/h	90,1 km/h	92,3 km/h		
Lap 1	0:59,813	1:00,051	0:58,956		
Lap 2	0:56,344	0:56,144	0:55,792		
Lap 3	0:55,080	0:55,497	0:53,827		
Lap 4	0:55,334	0:54,990	0:53,380		
Lap 5	0:54,202	0:54,883	0:53,169		
Lap 6	0:54,030	0:54,507	0:53,070		
Lap 7	0:54,055	0:55,176	0:53,283		
Lap 8	0:55,133	0:54,933	0:53,510		
Lap 9	0:53,541	0:54,546	0:53,086		
Lap 10	0:54,230	0:54,415	0:54,042		
Lap 11	0:54,084	0:54,345			

DEUTSCHE KART-MEISTERSCHAFT

Round 4: 02 - 04 / 08 / 2019





KARTING GENK (BEL)



DMSB RegNr 166/19

R 10 DKM (OK) Heat 3 A < > B


Ziel		Sektion 1		Sektion 2		Sektion 3	
Fahrername	Zeit	Fahrername	Zeit	Fahrername	Zeit	Fahrername	Zeit
1 84 Travisanutto,Lorenzo	0:52,534	84 Travisanutto,Lorenzo	0:21,088	20 Ögaard,Sebastian	0:15,708	84 Travisanutto,Lorenzo	0:15,678
2 20 Ögaard,Sebastian	0:52,608	20 Ögaard,Sebastian	0:21,101	30 Holzem,Juliano	0:15,755	14 Dörr,Ben	0:15,696
3 34 Arnold,Felix	0:52,659	14 Dörr,Ben	0:21,121	84 Travisanutto,Lorenzo	0:15,768	15 Bönighausen,Colin Jamie	0:15,701
4 14 Dörr,Ben	0:52,665	1 Thompson,Harry	0:21,128	17 Füngeling,Luke Brandon	0:15,770	20 Ögaard,Sebastian	0:15,724
5 1 Thompson,Harry	0:52,737	34 Arnold,Felix	0:21,152	34 Arnold,Felix	0:15,776	34 Arnold,Felix	0:15,727
6 17 Füngeling,Luke Brandon	0:52,742	4 Haverkort,Kas	0:21,179	31 Belhocine,Sebastien	0:15,798	1 Thompson,Harry	0:15,757
7 15 Bönighausen,Colin Jamie	0:52,760	17 Füngeling,Luke Brandon	0:21,180	1 Thompson,Harry	0:15,802	17 Füngeling,Luke Brandon	0:15,776
8 4 Haverkort,Kas	0:52,804	52 Marschalkowski,Jan	0:21,181	15 Bönighausen,Colin Jamie	0:15,809	39 Bradal,Rasmus	0:15,784
9 31 Belhocine,Sebastien	0:52,812	31 Belhocine,Sebastien	0:21,201	27 Born,Miklas	0:15,816	99 Buus,Bastian	0:15,789
10 12 Knopp,Josef	0:52,884	36 Anderrüti,Leandro	0:21,204	4 Haverkort,Kas	0:15,818	4 Haverkort,Kas	0:15,799
11 30 Holzem,Juliano	0:52,899	30 Holzem,Juliano	0:21,205	14 Dörr,Ben	0:15,820	31 Belhocine,Sebastien	0:15,813
12 39 Bradal,Rasmus	0:52,908	12 Knopp,Josef	0:21,212	12 Knopp,Josef	0:15,833	7 Träger,Niels	0:15,815
13 52 Marschalkowski,Jan	0:52,918	15 Bönighausen,Colin Jamie	0:21,215	39 Bradal,Rasmus	0:15,848	12 Knopp,Josef	0:15,816
14 36 Anderrüti,Leandro	0:52,954	7 Träger,Niels	0:21,227	36 Anderrüti,Leandro	0:15,858	27 Born,Miklas	0:15,823
15 99 Buus,Bastian	0:52,956	99 Buus,Bastian	0:21,232	38 Friis,Julie	0:15,859	36 Anderrüti,Leandro	0:15,832
16 38 Friis,Julie	0:53,004	38 Friis,Julie	0:21,233	52 Marschalkowski,Jan	0:15,861	52 Marschalkowski,Jan	0:15,839
17 7 Träger,Niels	0:53,044	39 Bradal,Rasmus	0:21,234	7 Träger,Niels	0:15,896	30 Holzem,Juliano	0:15,865
18 27 Born,Miklas	0:53,070	27 Born,Miklas	0:21,272	99 Buus,Bastian	0:15,899	38 Friis,Julie	0:15,869
19 65 Kölschbach,Carl Louis	0:53,237	65 Kölschbach,Carl Louis	0:21,308	25 Weimann,Julie	0:15,921	21 Van Vark,Lars	0:15,884
20 21 Van Vark,Lars	0:53,280	24 Lagrotteria,Antonio	0:21,326	65 Kölschbach,Carl Louis	0:15,937	54 Di Prima,Livio	0:15,916
21 25 Weimann,Julie	0:53,297	21 Van Vark,Lars	0:21,369	24 Lagrotteria,Antonio	0:15,952	25 Weimann,Julie	0:15,930
22 24 Lagrotteria,Antonio	0:53,403	25 Weimann,Julie	0:21,387	21 Van Vark,Lars	0:15,964	65 Kölschbach,Carl Louis	0:15,937
23 54 Di Prima,Livio	0:53,444	54 Di Prima,Livio	0:21,446	18 Rosam,Max	0:15,977	6 Hamtke,Nico	0:15,939
24 33 Fagone,Alessio	0:53,541	33 Fagone,Alessio	0:21,498	54 Di Prima,Livio	0:15,984	24 Lagrotteria,Antonio	0:15,960
25 18 Rosam,Max	0:53,694	18 Rosam,Max	0:21,570	33 Fagone,Alessio	0:16,031	33 Fagone,Alessio	0:16,012
26 6 Hamtke,Nico	0:53,739	6 Hamtke,Nico	0:21,673	6 Hamtke,Nico	0:16,121	18 Rosam,Max	0:16,094
27 50 Prácková,Sona	0:54,345	50 Prácková,Sona	0:21,816	50 Prácková,Sona	0:16,155	50 Prácková,Sona	0:16,204
28 8 Liwinski,David		8 Liwinski,David	0:51,226	8 Liwinski,David	0:19,660	8 Liwinski,David	
29 60 Pauwels,Kobe		60 Pauwels,Kobe		60 Pauwels,Kobe		60 Pauwels,Kobe	

DEUTSCHE KART-MEISTERSCHAFT

Round 4: 02 - 04 / 08 / 2019

KARTING GENK (BEL)





DMSB RegNr 166/19

R 10 DKM (OK) Heat 3 A < > B

Die schnellsten Zeiten

Ort	Nr. Fahrername	Streckenl.	Zeit	Ø Speed
Ziel	84 Travisanutto,Lorenzo	1360 m	0:52,534	93,2 km/h
Sektion 1	84 Travisanutto,Lorenzo	548 m	0:21,088	93,6 km/h
Sektion 2	20 Ogaard,Sebastian	366 m	0:15,708	83,9 km/h
Sektion 3	84 Travisanutto,Lorenzo	446 m	0:15,678	102,4 km/h


	Smr.20 Ogaard,Sebastian DNK Ward Racing	Smr.84 Travisanutto,Lorenzo ITA CV Performance Group	Smr.1 Thompson,Harry GBR Ricky Flynn Motorsport	Smr.14 Dör,Ben DEU TB Racing Team	Smr.4 Haverkort,Kas NLD CRG Keijzer racing
	theoretisch mögliche Bestzeit 0:52,533	theoretisch mögliche Bestzeit 0:52,534	theoretisch mögliche Bestzeit 0:52,687	theoretisch mögliche Bestzeit 0:52,637	theoretisch mögliche Bestzeit 0:52,796
best	Ziel Sektion 1 Sektion 2 Sektion 3 0:52,608 0:21,101 0:15,708 0:15,724	Ziel Sektion 1 Sektion 2 Sektion 3 0:52,534 0:21,088 0:15,768 0:15,678	Ziel Sektion 1 Sektion 2 Sektion 3 0:52,737 0:21,128 0:15,802 0:15,757	Ziel Sektion 1 Sektion 2 Sektion 3 0:52,665 0:21,121 0:15,820 0:15,696	Ziel Sektion 1 Sektion 2 Sektion 3 0:52,804 0:21,179 0:15,818 0:15,799
Runde 1	0:55,363 0:22,650 0:16,455 0:16,258	0:54,907 0:22,357 0:16,291 0:16,259	0:54,548 0:22,002 0:16,328 0:16,218	0:54,826 0:22,308 0:16,353 0:16,165	0:55,659 0:22,935 0:16,508 0:16,216
Runde 2	0:53,899 0:21,598 0:16,210 0:16,091	0:54,117 0:21,688 0:16,267 0:16,162	0:54,256 0:21,770 0:16,274 0:16,212	0:54,018 0:21,597 0:16,265 0:16,156	0:54,818 0:21,735 0:16,532 0:16,551
Runde 3	0:53,829 0:21,580 0:16,162 0:16,087	0:53,770 0:21,484 0:16,186 0:16,100	0:53,770 0:21,573 0:16,170 0:16,027	0:53,771 0:21,587 0:16,171 0:16,013	0:53,807 0:21,579 0:16,141 0:16,087
Runde 4	0:53,452 0:21,496 0:16,011 0:15,945	0:53,437 0:21,494 0:16,018 0:15,925	0:53,466 0:21,491 0:16,013 0:15,962	0:53,365 0:21,413 0:16,014 0:15,938	0:53,589 0:21,502 0:16,078 0:16,009
Runde 5	0:53,261 0:21,361 0:16,017 0:15,883	0:53,257 0:21,436 0:15,973 0:15,848	0:53,196 0:21,414 0:15,901 0:15,881	0:53,235 0:21,431 0:15,990 0:15,814	0:53,211 0:21,368 0:15,979 0:15,864
Runde 6	0:53,020 0:21,401 0:15,828 0:15,791	0:53,600 0:21,738 0:15,989 0:15,873	0:52,976 0:21,300 0:15,878 0:15,798	0:53,004 0:21,251 0:15,901 0:15,852	0:53,160 0:21,250 0:15,868 0:16,042
Runde 7	0:52,830 0:21,258 0:15,824 0:15,748	0:52,903 0:21,257 0:15,896 0:15,750	0:52,884 0:21,208 0:15,868 0:15,808	0:52,851 0:21,234 0:15,891 0:15,726	0:52,970 0:21,249 0:15,828 0:15,893
Runde 8	0:52,712 0:21,101 0:15,852 0:15,759	0:52,769 0:21,227 0:15,824 0:15,718	0:52,737 0:21,128 0:15,802 0:15,807	0:52,775 0:21,121 0:15,833 0:15,821	0:52,887 0:21,204 0:15,828 0:15,855
Runde 9	0:52,608 0:21,176 0:15,708 0:15,724	0:52,776 0:21,208 0:15,814 0:15,754	0:52,771 0:21,198 0:15,816 0:15,757	0:52,665 0:21,149 0:15,820 0:15,696	0:52,804 0:21,179 0:15,826 0:15,799
Runde 10	0:52,941 0:21,233 0:15,897 0:15,811	0:52,534 0:21,088 0:15,768 0:15,678	0:53,400 0:21,301 0:16,155 0:15,944	0:53,353 0:21,254 0:16,163 0:15,936	0:52,908 0:21,208 0:15,818 0:15,882
Runde 11	0:53,928 0:21,705 0:16,016 0:16,207	0:53,718 0:21,563 0:15,972 0:16,183	0:54,378 0:22,321 0:16,018 0:16,039	0:54,328 0:22,367 0:16,013 0:15,948	0:53,396 0:21,250 0:15,903 0:16,243

DEUTSCHE KART-MEISTERSCHAFT

Round 4: 02 - 04 / 08 / 2019

KARTING GENK (BEL)






DMSB RegNr 166/19

R 10 DKM (OK) Heat 3 A < > B

Die schnellsten Zeiten

Ort	Nr. Fahrername	Zeit	Streckenl.	Ø Speed
Ziel	84 Trovisanutto, Lorenzo	0:52,534	1360 m	93,2 km/h
Sektion 1	84 Trovisanutto, Lorenzo	0:21,088	548 m	93,6 km/h
Sektion 2	20 Ogaard, Sebastian	0:15,708	366 m	83,9 km/h
Sektion 3	84 Trovisanutto, Lorenzo	0:15,678	446 m	102,4 km/h


	Smr.34 Arnold,Felix DEU TB Racing Team		Smr.36 Anderriji,Leandro CHE RS Schumacher Racing Team		Smr.99 Buis,Bastian DNK RS Competition		Smr.12 Knopp,Josef CZE TB Racing Team		Smr.17 Fungeling,Luke Brandon DEU Valier Motorsport											
	theoretisch mögliche Bestzeit	Ziel	theoretisch mögliche Bestzeit	Ziel	theoretisch mögliche Bestzeit	Ziel	theoretisch mögliche Bestzeit	Ziel	theoretisch mögliche Bestzeit	Ziel										
best	0:52,659	0:21,152	0:15,776	0:15,727	0:52,954	0:21,204	0:15,858	0:15,832	0:52,956	0:21,232	0:15,899	0:15,789	0:52,884	0:21,212	0:15,833	0:15,816	0:52,742	0:21,180	0:15,770	0:15,776
Runde 1	0:56,139	0:23,378	0:16,497	0:16,264	0:55,622	0:22,873	0:16,465	0:16,284	0:56,472	0:23,505	0:16,561	0:16,406	0:57,999	0:24,544	0:16,914	0:16,541	0:58,011	0:24,080	0:17,151	0:16,780
Runde 2	0:54,643	0:21,658	0:16,502	0:16,483	0:54,301	0:21,712	0:16,339	0:16,250	0:54,042	0:21,674	0:16,205	0:16,163	0:54,712	0:22,318	0:16,332	0:16,062	0:55,080	0:22,263	0:16,608	0:16,209
Runde 3	0:54,173	0:21,868	0:16,225	0:16,080	0:53,977	0:21,661	0:16,180	0:16,136	0:54,010	0:21,715	0:16,249	0:16,046	0:53,400	0:21,375	0:15,959	0:16,066	0:53,951	0:21,711	0:16,115	0:16,125
Runde 4	0:53,426	0:21,435	0:16,050	0:15,941	0:53,694	0:21,535	0:16,107	0:16,052	0:53,805	0:21,764	0:16,068	0:15,973	0:53,595	0:21,600	0:16,003	0:15,992	0:53,611	0:21,545	0:16,055	0:16,011
Runde 5	0:53,148	0:21,336	0:15,927	0:15,885	0:53,374	0:21,388	0:15,996	0:15,990	0:53,350	0:21,429	0:16,020	0:15,901	0:53,129	0:21,257	0:15,987	0:15,885	0:53,147	0:21,377	0:15,847	0:15,923
Runde 6	0:53,425	0:21,300	0:15,909	0:16,216	0:53,659	0:21,327	0:15,994	0:16,338	0:53,110	0:21,268	0:15,918	0:15,925	0:53,041	0:21,224	0:15,925	0:15,892	0:53,099	0:21,310	0:15,852	0:15,937
Runde 7	0:52,978	0:21,296	0:15,864	0:15,818	0:53,101	0:21,356	0:15,904	0:15,841	0:53,110	0:21,342	0:15,904	0:15,864	0:52,884	0:21,235	0:15,833	0:15,816	0:52,915	0:21,339	0:15,800	0:15,776
Runde 8	0:52,890	0:21,273	0:15,882	0:15,735	0:53,481	0:21,791	0:15,858	0:15,832	0:53,271	0:21,544	0:15,899	0:15,828	0:52,952	0:21,262	0:15,833	0:15,857	0:52,985	0:21,252	0:15,877	0:15,856
Runde 9	0:52,880	0:21,191	0:15,855	0:15,834	0:52,982	0:21,204	0:15,898	0:15,880	0:53,056	0:21,272	0:15,900	0:15,884	0:53,063	0:21,313	0:15,882	0:15,868	0:52,935	0:21,280	0:15,825	0:15,830
Runde 10	0:52,659	0:21,153	0:15,779	0:15,727	0:52,954	0:21,215	0:15,878	0:15,861	0:52,956	0:21,258	0:15,909	0:15,789	0:52,970	0:21,212	0:15,856	0:15,902	0:52,742	0:21,180	0:15,770	0:15,792
Runde 11	0:53,203	0:21,152	0:15,776	0:16,275	0:53,141	0:21,248	0:15,905	0:15,988	0:53,057	0:21,232	0:15,959	0:15,866	0:53,124	0:21,269	0:15,907	0:15,948	0:52,884	0:21,221	0:15,812	0:15,851

DEUTSCHE KART-MEISTERSCHAFT

Round 4: 02 - 04 / 08 / 2019

KARTING GENK (BEL)







DMSB RegNr 166/19

R 10 DKM (OK) Heat 3 A < > B

Die schnellsten Zeiten

Ort	Nr. Fahrername	Zeit	Streckenl.	Ø Speed
Ziel	84 Trovisanutto, Lorenzo	0:52,534	1360 m	93,2 km/h
Sektion 1	84 Trovisanutto, Lorenzo	0:21,088	548 m	93,6 km/h
Sektion 2	20 Ogaard, Sebastian	0:15,708	366 m	83,9 km/h
Sektion 3	84 Trovisanutto, Lorenzo	0:15,678	446 m	102,4 km/h


	Snr.31 Belhocine,Sebastien CZE Strnadel Motorsport			Snr.21 Van Vark,Lars MLD TB Racing Team			Snr.7 Träger,Niels DEU CRG Keijzer racing			Snr.38 Friis,Julie DNK TK Racing			Snr.39 Bradal,Rasmus DNK RS Competition																
	theoretisch mögliche Bestzeit	Ziel	Sektion 3	theoretisch mögliche Bestzeit	Ziel	Sektion 3	theoretisch mögliche Bestzeit	Ziel	Sektion 3	theoretisch mögliche Bestzeit	Ziel	Sektion 3	theoretisch mögliche Bestzeit	Ziel	Sektion 3														
best	0:52,812	0:21,201	0:15,798	0:15,813	0:52,812	0:21,091	0:15,812	0:53,217	0:53,280	0:21,369	0:15,964	0:15,884	0:52,938	0:53,044	0:21,227	0:15,896	0:15,815	0:52,961	0:53,004	0:21,233	0:15,859	0:15,869	0:52,908	0:21,234	0:15,848	0:15,784			
Runde 1	0:58,657	0:24,957	0:17,091	0:16,609	0:57,717	0:24,409	0:16,899	0:16,409	0:58,175	0:24,604	0:16,930	0:16,641	0:58,517	0:24,940	0:17,009	0:16,568	0:16,641	0:58,517	0:24,940	0:17,009	0:16,568	0:58,517	0:24,940	0:17,009	0:16,568	0:58,517	0:24,940	0:17,009	0:16,568
Runde 2	0:55,190	0:22,052	0:16,806	0:16,332	0:54,555	0:21,928	0:16,397	0:16,230	0:55,837	0:22,365	0:17,076	0:16,396	0:55,155	0:22,369	0:16,487	0:16,299	0:16,396	0:55,155	0:22,369	0:16,487	0:16,299	0:55,155	0:22,369	0:16,487	0:16,299	0:55,155	0:22,369	0:16,487	0:16,299
Runde 3	0:53,660	0:21,705	0:15,952	0:16,003	0:54,009	0:21,673	0:16,243	0:16,093	0:54,370	0:22,009	0:16,240	0:16,121	0:53,897	0:21,644	0:16,128	0:16,125	0:16,121	0:53,897	0:21,644	0:16,128	0:16,125	0:53,897	0:21,644	0:16,128	0:16,125	0:53,897	0:21,644	0:16,128	0:16,125
Runde 4	0:53,389	0:21,558	0:15,878	0:15,953	0:54,025	0:21,937	0:16,086	0:16,002	0:53,555	0:21,500	0:16,044	0:16,011	0:53,625	0:21,501	0:16,049	0:16,075	0:16,011	0:53,625	0:21,501	0:16,049	0:16,075	0:53,625	0:21,501	0:16,049	0:16,075	0:53,625	0:21,501	0:16,049	0:16,075
Runde 5	0:52,974	0:21,309	0:15,807	0:15,858	0:53,511	0:21,547	0:15,997	0:15,967	0:53,176	0:21,330	0:15,945	0:15,901	0:53,722	0:21,556	0:16,108	0:16,058	0:15,901	0:53,722	0:21,556	0:16,108	0:16,058	0:53,722	0:21,556	0:16,108	0:16,058	0:53,722	0:21,556	0:16,108	0:16,058
Runde 6	0:52,984	0:21,258	0:15,827	0:15,899	0:53,280	0:21,398	0:15,964	0:15,918	0:53,044	0:21,326	0:15,896	0:15,822	0:53,155	0:21,373	0:15,885	0:15,897	0:15,822	0:53,155	0:21,373	0:15,885	0:15,897	0:53,155	0:21,373	0:15,885	0:15,897	0:53,155	0:21,373	0:15,885	0:15,897
Runde 7	0:53,667	0:21,675	0:16,064	0:15,928	0:54,377	0:21,959	0:16,019	0:16,399	0:53,241	0:21,227	0:15,917	0:16,097	0:53,768	0:21,271	0:15,932	0:16,565	0:16,097	0:53,768	0:21,271	0:15,932	0:16,565	0:53,768	0:21,271	0:15,932	0:16,565	0:53,768	0:21,271	0:15,932	0:16,565
Runde 8	0:52,962	0:21,292	0:15,824	0:15,846	0:53,365	0:21,477	0:16,004	0:15,884	0:53,194	0:21,251	0:16,128	0:15,815	0:53,814	0:21,520	0:16,349	0:15,945	0:15,815	0:53,814	0:21,520	0:16,349	0:15,945	0:53,814	0:21,520	0:16,349	0:15,945	0:53,814	0:21,520	0:16,349	0:15,945
Runde 9	0:52,812	0:21,201	0:15,798	0:15,813	0:53,436	0:21,369	0:16,139	0:15,928	0:53,534	0:21,306	0:16,163	0:16,065	0:53,004	0:21,233	0:15,872	0:15,899	0:16,065	0:53,004	0:21,233	0:15,872	0:15,899	0:53,004	0:21,233	0:15,872	0:15,899	0:53,004	0:21,233	0:15,872	0:15,899
Runde 10	0:52,975	0:21,274	0:15,881	0:15,820	0:53,697	0:21,556	0:16,229	0:15,912	0:53,650	0:21,415	0:16,347	0:15,888	0:53,973	0:21,300	0:16,492	0:16,181	0:15,888	0:53,973	0:21,300	0:16,492	0:16,181	0:53,973	0:21,300	0:16,492	0:16,181	0:53,973	0:21,300	0:16,492	0:16,181
Runde 11	0:53,176	0:21,369	0:15,889	0:15,918	0:53,673	0:21,564	0:16,171	0:15,938	0:53,740	0:21,468	0:16,182	0:16,090	0:53,459	0:21,731	0:15,859	0:15,869	0:16,090	0:53,459	0:21,731	0:15,859	0:15,869	0:53,459	0:21,731	0:15,859	0:15,869	0:53,459	0:21,731	0:15,859	0:15,869

DEUTSCHE KART-MEISTERSCHAFT

Round 4: 02 - 04 / 08 / 2019

KARTING GENK (BEL)






DMSB RegNr 166/19

R 10 DKM (OK) Heat 3 A < > B

Die schnellsten Zeiten

Ort	Nr. Fahrername	Zeit	Streckenl.	Ø Speed
Ziel	84 Trovisanutto, Lorenzo	0:52,534	1360 m	93,2 km/h
Sektion 1	84 Trovisanutto, Lorenzo	0:21,088	548 m	93,6 km/h
Sektion 2	20 Ogaard, Sebastian	0:15,708	366 m	83,9 km/h
Sektion 3	84 Trovisanutto, Lorenzo	0:15,678	446 m	102,4 km/h


	Smr.30 Holzem, Juliano DEU Lanari Racing Team	Smr.15 Bönighausen, Colin Jamie DEU TB Racing Team	Smr.25 Weimann, Jule DEU Solgat Motorsport	Smr.52 Marschalkowski, Jan DEU Lanari Racing Team	Smr.24 Lagrotteria, Antonio CHE Innovate Competition
	theoretisch mögliche Bestzeit 0:52,825	theoretisch mögliche Bestzeit 0:52,725	theoretisch mögliche Bestzeit 0:53,238	theoretisch mögliche Bestzeit 0:52,881	theoretisch mögliche Bestzeit 0:53,238
best	Ziel Sektion 1 Sektion 2 Sektion 3 0:52,899 0:21,205 0:15,755 0:15,865	Ziel Sektion 1 Sektion 2 Sektion 3 0:52,760 0:21,215 0:15,809 0:15,701	Ziel Sektion 1 Sektion 2 Sektion 3 0:53,297 0:21,387 0:15,921 0:15,930	Ziel Sektion 1 Sektion 2 Sektion 3 0:52,918 0:21,181 0:15,861 0:15,839	Ziel Sektion 1 Sektion 2 Sektion 3 0:53,403 0:21,326 0:15,952 0:15,960
Runde 1	0:59,984 0:25,770 0:17,423 0:16,791	0:59,635 0:25,093 0:17,459 0:17,083	0:58,737 0:24,938 0:17,073 0:16,726	0:59,655 0:25,684 0:17,289 0:16,682	0:59,350 0:24,738 0:17,787 0:16,825
Runde 2	0:55,370 0:22,570 0:16,561 0:16,239	0:56,630 0:22,707 0:17,090 0:16,833	0:56,324 0:22,394 0:17,204 0:16,726	0:55,544 0:22,371 0:16,920 0:16,253	0:55,679 0:22,012 0:17,162 0:16,505
Runde 3	0:54,915 0:22,201 0:16,510 0:16,204	0:55,024 0:22,126 0:16,295 0:16,603	0:54,764 0:22,249 0:16,303 0:16,212	0:55,835 0:22,055 0:17,108 0:16,672	0:56,136 0:22,341 0:17,127 0:16,668
Runde 4	0:53,517 0:21,500 0:15,982 0:16,035	0:54,397 0:22,144 0:16,388 0:15,865	0:54,031 0:21,819 0:16,139 0:16,073	0:54,296 0:22,063 0:16,221 0:16,012	0:54,171 0:21,831 0:16,171 0:16,169
Runde 5	0:53,610 0:21,581 0:16,022 0:16,007	0:53,477 0:21,691 0:15,949 0:15,837	0:53,597 0:21,553 0:15,999 0:16,045	0:53,483 0:21,509 0:15,979 0:15,995	0:53,788 0:21,478 0:16,108 0:16,202
Runde 6	0:53,288 0:21,406 0:15,980 0:15,902	0:53,788 0:21,411 0:16,288 0:16,089	0:53,298 0:21,447 0:15,921 0:15,930	0:54,153 0:21,512 0:16,318 0:16,323	0:53,753 0:21,597 0:16,127 0:16,029
Runde 7	0:53,693 0:21,501 0:16,180 0:16,012	0:53,078 0:21,231 0:15,837 0:16,010	0:54,292 0:21,759 0:16,186 0:16,347	0:53,248 0:21,389 0:15,900 0:15,959	0:53,403 0:21,326 0:15,952 0:16,125
Runde 8	0:53,221 0:21,382 0:15,961 0:15,878	0:52,872 0:21,304 0:15,809 0:15,759	0:53,446 0:21,552 0:15,921 0:15,973	0:53,496 0:21,483 0:16,134 0:15,879	0:54,228 0:21,649 0:16,473 0:16,106
Runde 9	0:52,899 0:21,279 0:15,755 0:15,865	0:52,843 0:21,237 0:15,848 0:15,758	0:53,443 0:21,393 0:15,992 0:16,058	0:53,118 0:21,191 0:16,056 0:15,871	0:53,491 0:21,457 0:16,074 0:15,960
Runde 10	0:53,011 0:21,205 0:15,908 0:15,898	0:52,760 0:21,215 0:15,844 0:15,701	0:53,297 0:21,387 0:15,936 0:15,974	0:52,918 0:21,181 0:15,861 0:15,876	0:53,707 0:21,589 0:16,036 0:16,082
Runde 11	0:53,906 0:21,253 0:16,306 0:16,347	0:52,787 0:21,246 0:15,811 0:15,730	0:53,764 0:21,708 0:15,989 0:16,067	0:52,953 0:21,191 0:15,923 0:15,839	0:54,338 0:21,471 0:16,461 0:16,406

DEUTSCHE KART-MEISTERSCHAFT

Round 4: 02 - 04 / 08 / 2019

KARTING GENK (BEL)







DMSB RegNr 166/19

R 10 DKM (OK) Heat 3 A < > B

Die schnellsten Zeiten

Ort	Nr. Fahrername	Zeit	Streckenl.	Ø Speed
Ziel	84 Trovisanutto, Lorenzo	0:52,534	1360 m	93,2 km/h
Sektion 1	84 Trovisanutto, Lorenzo	0:21,088	548 m	93,6 km/h
Sektion 2	20 Ogaard, Sebastian	0:15,708	366 m	83,9 km/h
Sektion 3	84 Trovisanutto, Lorenzo	0:15,678	446 m	102,4 km/h


	Smr.65 Kölschbach, Carl Louis DEU Achim Kölschbach theoretisch mögliche Bestzeit 0:53,182	Smr.18 Rosam, Max DEU TR Motorsport theoretisch mögliche Bestzeit 0:53,641	Smr.54 Di Primo, Livio CHE Solgat Motorsport theoretisch mögliche Bestzeit 0:53,346	Smr.6 Hamtke, Nico DEU 3G Racing theoretisch mögliche Bestzeit 0:53,733	Smr.33 Fagone, Alessio CHE Innovate Competition theoretisch mögliche Bestzeit 0:53,541															
	Ziel	Sektion 1	Sektion 2	Sektion 3	Ziel	Sektion 1	Sektion 2	Sektion 3	Ziel	Sektion 1	Sektion 2	Sektion 3								
best	0:53,237	0:21,308	0:15,937	0:15,937	0:53,694	0:21,570	0:15,977	0:16,094	0:53,444	0:21,446	0:15,984	0:15,916	0:53,739	0:21,673	0:16,121	0:15,939	0:53,541	0:21,498	0:16,031	0:16,012
Runde 1	1:00,152	0:26,364	0:17,096	0:16,692	0:59,645	0:25,247	0:17,669	0:16,729	0:58,957	0:24,453	0:17,649	0:16,855	0:59,222	0:24,990	0:17,061	0:17,171	0:59,813	0:25,773	0:17,376	0:16,664
Runde 2	0:56,183	0:22,383	0:16,950	0:16,850	0:56,136	0:22,375	0:16,865	0:16,896	0:57,142	0:22,906	0:17,039	0:17,197	0:55,845	0:22,346	0:17,138	0:16,361	0:56,344	0:22,633	0:17,064	0:16,647
Runde 3	0:54,930	0:22,093	0:16,410	0:16,427	0:55,060	0:21,924	0:16,411	0:16,725	0:55,453	0:22,627	0:16,544	0:16,282	0:56,541	0:22,389	0:17,293	0:16,859	0:55,080	0:22,377	0:16,350	0:16,353
Runde 4	0:54,768	0:22,260	0:16,391	0:16,117	0:55,323	0:22,055	0:16,936	0:16,332	0:54,875	0:22,225	0:16,463	0:16,187	0:54,515	0:21,996	0:16,226	0:16,293	0:55,334	0:22,214	0:16,842	0:16,278
Runde 5	0:53,825	0:21,595	0:16,156	0:16,074	0:53,958	0:21,674	0:16,129	0:16,155	0:53,956	0:21,820	0:16,112	0:16,024	0:54,202	0:22,004	0:16,238	0:16,121	0:54,030	0:21,655	0:16,229	0:16,153
Runde 6	0:54,042	0:21,836	0:16,174	0:16,032	0:54,179	0:21,987	0:16,098	0:16,094	0:54,129	0:22,017	0:16,141	0:15,971	0:54,666	0:22,069	0:16,425	0:16,172	0:54,030	0:21,655	0:16,332	0:16,043
Runde 7	0:53,260	0:21,365	0:15,937	0:15,958	0:54,061	0:21,756	0:16,045	0:16,260	0:54,144	0:21,996	0:15,984	0:16,164	0:54,457	0:21,673	0:16,243	0:16,541	0:54,055	0:21,802	0:16,119	0:16,134
Runde 8	0:53,237	0:21,351	0:15,949	0:15,937	0:53,752	0:21,651	0:15,977	0:16,124	0:55,198	0:22,637	0:16,564	0:15,997	0:54,705	0:22,441	0:16,249	0:16,015	0:55,133	0:22,222	0:16,850	0:16,061
Runde 9	0:53,291	0:21,308	0:16,022	0:15,961	0:53,694	0:21,570	0:16,022	0:16,102	0:53,444	0:21,446	0:16,058	0:15,940	0:53,739	0:21,679	0:16,121	0:15,939	0:53,541	0:21,498	0:16,031	0:16,012
Runde 10	0:53,679	0:21,640	0:15,997	0:16,042	0:53,825	0:21,664	0:16,016	0:16,145	0:54,281	0:21,848	0:16,394	0:16,039	0:54,308	0:21,962	0:16,282	0:16,064	0:54,230	0:21,660	0:16,411	0:16,159
Runde 11	0:54,325	0:21,407	0:16,528	0:16,390	0:53,879	0:21,649	0:16,115	0:16,115	0:53,595	0:21,663	0:16,016	0:15,916	0:54,257	0:22,008	0:16,198	0:16,051	0:54,084	0:21,777	0:16,195	0:16,112

DEUTSCHE KART-MEISTERSCHAFT

Round 4: 02 - 04 / 08 / 2019

KARTING GENK (BEL)



DMSB RegNr 166/19

R 10 DKM (OK) Heat 3 A < > B

Die schnellsten Zeiten

Ort	Nr. Fahrername	Zeit	Streckenl.	Ø Speed
Ziel	84 Trivisanutto, Lorenzo	0:52,534	1360 m	93,2 km/h
Sektion 1	84 Trivisanutto, Lorenzo	0:21,088	548 m	93,6 km/h
Sektion 2	20 Ogaard, Sebastian	0:15,708	366 m	83,9 km/h
Sektion 3	84 Trivisanutto, Lorenzo	0:15,678	446 m	102,4 km/h

	Stnr.50 Prácková,Sona CZE Kartshop Ampfing theoretisch mögliche Bestzeit 0:54,175	Stnr.27 Born,Miklas CHE Innovate Competition theoretisch mögliche Bestzeit 0:52,911	Stnr.8 Liwinski,David NLD BIREL ART RACING KSW theoretisch mögliche Bestzeit 1:10,886	Stnr.60 Pauwels,Kobe BEL CV Performance Group theoretisch mögliche Bestzeit 0:00,000	Ziel Sektion 1 Sektion 2 Sektion 3
best	0:54,345 0:21,816 0:16,155 0:16,204	0:53,070 0:21,272 0:15,816 0:15,823	0:51,226 0:19,660		
Runde 1	1:00,051 0:25,865 0:17,320 0:16,866	0:58,956 0:25,056 0:17,214 0:16,686	0:51,226 0:19,660		
Runde 2	0:56,144 0:22,557 0:16,806 0:16,781	0:55,792 0:21,918 0:17,255 0:16,619			
Runde 3	0:55,497 0:22,393 0:16,631 0:16,473	0:53,827 0:21,678 0:16,144 0:16,005			
Runde 4	0:54,990 0:22,183 0:16,471 0:16,336	0:53,380 0:21,413 0:15,979 0:15,988			
Runde 5	0:54,883 0:22,063 0:16,407 0:16,413	0:53,169 0:21,370 0:15,912 0:15,887			
Runde 6	0:54,507 0:21,994 0:16,309 0:16,204	0:53,070 0:21,305 0:15,917 0:15,848			
Runde 7	0:55,176 0:21,938 0:16,881 0:16,357	0:53,283 0:21,362 0:15,882 0:16,039			
Runde 8	0:54,933 0:22,010 0:16,475 0:16,448	0:53,510 0:21,522 0:16,165 0:15,823			
Runde 9	0:54,546 0:22,089 0:16,245 0:16,212	0:53,086 0:21,272 0:15,816 0:15,998			
Runde 10	0:54,415 0:21,816 0:16,307 0:16,292	0:54,042 0:21,344 0:16,506 0:16,192			
Runde 11	0:54,345 0:21,943 0:16,155 0:16,247				

R 5 DKM (OK) Heat 2 A <> G

Strecke / track: 1360m

fastest Lap Felix ARNOLD at: 0:52,166

started: 29 classified: 29 not classified: 0

Pos	Stf. Nr.	Fahrer Driver	Nation	Bewerber / Sponsor	Nation	Lizenz R-Lizenz	Chassis / Motor / Reifen	Points	Penalty	Runden Laps	Gesamtzeit Differenz	Abstand Gap	beste Runde best Lap	in R. in L.	o Geschw. o Speed
1	1	THOMPSON, Harry	GBR	Ricky Flynn Motorsport	GBR	265302 162392	FA Kart / Vortex / Vega	0		11	9:41,765		0:52,272	10	92,6 km/h 93,7 km/h
2	2	SASSE, Hugo	DEU	TB Racing Team	DEU	IKC1147248 KBF1116906	Kart Republic / IAME / Vega	2		11	9:42,086 0:00,321	0:00,321	0:52,196	9	92,5 km/h 93,8 km/h
3	60	PAUWELS, Kobe	BEL	CV Performance Group	DEU	910066 KBF1141781	KR / IAME / Vega	3		11	9:44,298 0:02,533	0:02,212	0:52,172	9	92,2 km/h 93,8 km/h
4	34	ARNOLD, Felix	DEU	TB Racing Team	DEU	IKA1138542 KBF1116906	KR / IAME / Vega	4		11	9:45,332 0:03,567	0:01,034	0:52,166	8	92 km/h 93,9 km/h
5	16	GRIGGS, Luca	GBR	Kartshop Ampling	DEU	298409 KBF1108764	Tony Kart / TM / Vega	5		11	9:45,794 0:04,029	0:00,462	0:52,339	10	91,9 km/h 93,5 km/h
6	11	MESCH, Joel	DEU	TB Racing Team	DEU	IKC1179312 KBF1116906	KR / IAME / Vega	6		11	9:47,070 0:05,305	0:01,276	0:52,583	10	91,7 km/h 93,1 km/h
7	13	TAUSCHER, Alexander	DEU	Junior TEAM75	DEU	IKC1162751 KBF1154079	Kart Republic / IAME / Vega	7		11	9:47,959 0:06,194	0:00,889	0:52,452	8	91,6 km/h 93,3 km/h
8	28	O'DEY, Levi	DEU	RS Schumacher Racing Team	DEU	IKC1164486 KBF1067587	Praga / TM / Vega	8		11	9:51,455 0:09,690	0:03,496	0:52,560	8	91,1 km/h 93,2 km/h
9	7	TRÖGER, Niels	DEU	CRG Keijzer racing	NLD	IKC1139697 28613	CRG / TM / Vega	9		11	9:51,575 0:09,810	0:00,120	0:52,571	8	91 km/h 93,1 km/h
10	25	WEIMANN, Jule	DEU	Solgat Motorsport	DEU	IKC1159312 KBF1079882	Birel Art / TM / Vega	10		11	9:53,261 0:11,496	0:01,686	0:52,725	8	90,8 km/h 92,9 km/h
11	37	DEGNBOL, Noah	DNK	RS Competition	DNK	66559 36053	Tony Kart / Vortex / Vega	11		11	9:53,526 0:11,761	0:00,265	0:52,771	6	90,7 km/h 92,8 km/h
12	48	KRAMER, Pablo	DEU	Valier Motorsport	DEU	IKC1151450 KBF1063735	SODI / IAME / Vega	12		11	9:53,683 0:11,918	0:00,157	0:52,646	8	90,7 km/h 93 km/h
13	21	VAN VARK, Lars	NLD	TB Racing Team	DEU	36980 KBF1116906	KR / IAME / Vega	13	5 sec.	11	9:53,708 0:11,943	0:00,025	0:52,643	7	90,7 km/h 93 km/h
14	45	KELSTRUP, Georg	SWE	TK Racing	DNK	200407023050 52208	FA Kart / TM / Vega	14		11	9:53,973 0:12,208	0:00,265	0:52,980	8	90,7 km/h 92,4 km/h
15	29	HOLZEM, Sandro	DEU	Lanari Racing Team	DEU	IKC1195323 KBF1159049	Kart Republic / Parilla / Vega	15		11	9:54,575 0:12,810	0:00,602	0:52,805	7	90,6 km/h 92,7 km/h
16	24	LAGROTTERIA, Antonio	CHE	Innovate Competition	CHE	500238 500033	Exprit / Iame / Vega	16		11	9:55,378 0:13,613	0:00,803	0:52,907	6	90,5 km/h 92,5 km/h
17	54	DI PRIMA, Livio	CHE	Solgat Motorsport	DEU	500260 KBF1079882	Birel Art / IAME / Vega	17		11	9:55,600 0:13,835	0:00,222	0:52,670	8	90,4 km/h 93 km/h
18	41	MEYER HANSEN, Mikkel	DNK	Racing Motor DK	DNK	36477 03587	Kali Kart / TM / Vega	18		11	9:56,859 0:15,094	0:01,259	0:52,904	7	90,2 km/h 92,5 km/h
19	38	FRIIS, Julie	DNK	TK Racing	DNK	41614 52208	FA Kart / TM / Vega	19	5 sec.	11	9:57,880 0:16,115	0:01,021	0:52,535	6	90,1 km/h 93,2 km/h
20	70	SANTIAGO, Ramos	MEX	DR SRL	ITA	0501 296449	DR / MODENA ENGINE / Vega	20		11	10:00,233 0:18,468	0:02,353	0:53,291	7	89,7 km/h 91,9 km/h
21	9	BAERISWYL, Alain	CHE	Kartteam Meier GmbH	CHE	500344 500008	DR / Rexion / Vega	21		11	10:01,349 0:19,584	0:01,116	0:53,606	7	89,6 km/h 91,3 km/h
22	50	PTÁČKOVÁ, Sona	CZE	Kartshop Ampling	DEU	19AS0121 KBF1108764	Kosmic / IAME / Vega	22		11	10:06,153 0:24,388	0:04,804	0:53,739	11	88,8 km/h 91,1 km/h
23	6	HANTKE, Nico	DEU	3G Racing	DEU	IKC 1145936 KBF1164077	Tony Kart / IAME / Vega	23		10	8:58,002 1 R	1 R	0:52,681	8	91 km/h 92,9 km/h
24	10	RIED, Jonas	DEU	Solgat Motorsport	DEU	IKC1167350 KBF1079882	Birel Art / TM / Vega	24		10	8:58,524 1 R	0:00,522	0:52,617	8	90,9 km/h 93 km/h
25	52	MARSCHALKOWSKI, Jan	DEU	Lanari Racing Team	DEU	IKC1147536 KBF1159049	KR / IAME / Vega	25		9	8:15,109 2 R	1 R	0:52,880	8	89 km/h 92,6 km/h
26	4	HAVERKORT, Kas	NLD	CRG Keijzer racing	NLD	36154 28613	CRG / TM / Vega	26		7	6:17,325 4 R	2 R	0:52,573	7	90,8 km/h 93,1 km/h
27	39	BRADAL, Rasmus	DNK	RS Competition	DNK	39340 36053	Tony Kart / Vortex / Vega	27	5 sec.	1	1:05,821 10 R	6 R	0:57,416	1	74,4 km/h 85,3 km/h
28	31	BELHOCINE, Sebastien	CZE	Srnadel Motorsport	CZE	19AS0129 18AT01511	KR / IAME / Vega	28		0	0:02,571 11 R		1 R		
29	43	WISKIRCHEN, Moritz	DEU	TB Racing Team	DEU	IKC1173298 KBF1116906	KR / IAME / Vega	29	5 sec.	0	0:07,268 11 R	0:04,697			

StNr. 21,38,39,43 5 sec penalty Frontfaring

Rennleitung: Volker Ehekircher Racedirektor: Horst Seidel

Sportkommissare: Nikolas Spaderna / Ulrich Bell / Hans-Willi Baumgarten



Techn. Kommissare: Hans-Jürgen Dangers / M. Grasshoff / C. Schmidt / J. Lawinger / K.L. Rusczyński / H.-W. Schäfer / A. Sengpiel


Zeitnahme: KART-DATA timing service Franz Schieszler

Zeitnahme / timekeeping

control *Schieszler*
Franz Schieszler

freigegeben: 15:40:09




DEUTSCHE KART-MEISTERSCHAFT

Round 4: 02 - 04 / 08 / 2019

KARTING GENK (BEL)

DMSB



DMSB RegNr 166/19

R 5 DKM (OK) Heat 2 A < > C

Fahrername Driver	Thompson Harry	Sasse Hugo	Pauwels Kobe	Arnold Felix	Griggs Luca	Mesch Joel	Tauscher Alexander	O' dey Levi	Tröger Niels	Weimann Jule	Degnbol Noah	Kramer Pablo
schnellste Runde in Runde	0:52,272 Rn. 10	0:52,196 Rn. 9	0:52,172 Rn. 9	0:52,166 Rn. 8	0:52,339 Rn. 10	0:52,583 Rn. 10	0:52,452 Rn. 8	0:52,560 Rn. 8	0:52,571 Rn. 8	0:52,725 Rn. 8	0:52,771 Rn. 6	0:52,646 Rn. 8
Speed	93,7 km/h	93,8 km/h	93,8 km/h	93,9 km/h	93,5 km/h	93,1 km/h	93,3 km/h	93,2 km/h	93,1 km/h	92,9 km/h	92,8 km/h	93,0 km/h
Lap 1	0:53,758	0:54,257	0:55,836	0:55,948	0:55,528	0:54,705	0:56,884	0:57,409	0:57,077	0:57,596	0:58,008	0:58,632
Lap 2	0:53,551	0:53,435	0:54,062	0:54,095	0:53,662	0:53,928	0:54,278	0:54,620	0:54,641	0:54,480	0:54,228	0:54,222
Lap 3	0:53,148	0:53,327	0:53,422	0:53,670	0:53,294	0:53,447	0:53,165	0:53,533	0:53,551	0:53,770	0:54,351	0:53,996
Lap 4	0:53,005	0:52,956	0:52,761	0:52,776	0:53,137	0:53,304	0:53,116	0:52,919	0:53,145	0:53,101	0:53,269	0:53,253
Lap 5	0:52,967	0:52,671	0:52,616	0:52,432	0:53,010	0:53,098	0:52,626	0:52,722	0:52,772	0:53,012	0:53,088	0:53,020
Lap 6	0:52,499	0:52,531	0:52,648	0:52,727	0:53,036	0:53,117	0:53,025	0:52,727	0:52,573	0:52,846	0:52,771	0:52,822
Lap 7	0:52,319	0:52,451	0:52,390	0:52,707	0:52,731	0:53,524	0:52,661	0:52,655	0:52,593	0:52,732	0:52,804	0:53,094
Lap 8	0:52,275	0:52,248	0:52,186	0:52,166	0:52,717	0:52,642	0:52,452	0:52,560	0:52,571	0:52,725	0:52,790	0:52,646
Lap 9	0:52,344	0:52,196	0:52,172	0:52,354	0:52,413	0:52,643	0:52,546	0:52,983	0:52,968	0:53,672	0:52,805	0:52,868
Lap 10	0:52,272	0:52,279	0:52,299	0:52,388	0:52,339	0:52,583	0:52,721	0:53,764	0:53,772	0:53,073	0:52,901	0:52,655
Lap 11	0:52,367	0:52,321	0:52,261	0:52,343	0:52,388	0:52,591	0:52,534	0:53,838	0:53,713	0:54,137	0:53,923	0:53,974






DEUTSCHE KART-MEISTERSCHAFT

Round 4: 02 - 04 / 08 / 2019






KARTING GENK (BEL)

DMSB

DMSB RegNr 166/19

R 5 DKM (OK) Heat 2 A < > C


Fahrername Driver	Van Vark Lars	Kelstrup Georg	Holzem Sandro	Lagrotteria Antonio	Di Prima Livio	Meyer Hansen Mikkel	Friis Julie	Santiago Ramos	Baeriswyl Alain	Prácková Sona	Hantke Nico	Ried Jonas
schnellste Runde in Runde	0:52,643 Rn. 7	0:52,980 Rn. 8	0:52,805 Rn. 7	0:52,907 Rn. 6	0:52,670 Rn. 8	0:52,904 Rn. 7	0:52,535 Rn. 6	0:53,291 Rn. 7	0:53,606 Rn. 7	0:53,739 Rn. 11	0:52,681 Rn. 8	0:52,617 Rn. 8
Speed	93,0 km/h	92,4 km/h	92,7 km/h	92,5 km/h	93,0 km/h	92,5 km/h	93,2 km/h	91,9 km/h	91,3 km/h	91,1 km/h	92,9 km/h	93,0 km/h
Lap 1	0:57,276	0:57,653	0:58,150	0:58,136	0:57,894	0:57,974	0:57,532	0:59,070	0:58,465	0:58,683	0:57,470	0:57,884
Lap 2	0:53,759	0:54,177	0:54,320	0:54,955	0:55,308	0:54,782	0:54,650	0:54,665	0:54,841	0:54,931	0:54,175	0:54,397
Lap 3	0:53,163	0:54,244	0:54,380	0:54,008	0:53,975	0:53,901	0:54,481	0:53,756	0:54,238	0:54,424	0:53,751	0:53,894
Lap 4	0:52,873	0:53,065	0:53,888	0:53,677	0:53,802	0:54,144	0:52,991	0:53,886	0:53,861	0:54,244	0:53,100	0:53,080
Lap 5	0:52,820	0:53,203	0:53,281	0:53,038	0:53,662	0:53,840	0:53,031	0:53,661	0:53,661	0:55,614	0:53,000	0:53,446
Lap 6	0:52,793	0:53,033	0:52,997	0:52,907	0:52,956	0:53,677	0:52,535	0:53,992	0:53,786	0:54,512	0:52,808	0:52,635
Lap 7	0:52,643	0:53,441	0:52,805	0:52,924	0:52,823	0:52,904	0:52,669	0:53,291	0:53,606	0:53,947	0:52,705	0:52,686
Lap 8	0:52,675	0:52,980	0:52,929	0:53,020	0:52,670	0:52,965	0:52,735	0:53,389	0:53,715	0:54,135	0:52,681	0:52,617
Lap 9	0:52,727	0:53,026	0:52,853	0:53,033	0:53,133	0:53,003	0:53,328	0:53,623	0:53,626	0:53,776	0:52,700	0:53,010
Lap 10	0:53,265	0:53,212	0:52,926	0:53,394	0:52,746	0:52,926	0:53,062	0:53,865	0:53,823	0:54,082	0:53,286	0:52,767
Lap 11	0:52,925	0:53,156	0:52,917	0:53,361	0:52,893	0:53,253	0:54,002	0:53,764	0:53,890	0:53,739		

DEUTSCHE KART-MEISTERSCHAFT

Round 4: 02 - 04 / 08 / 2019


KARTING GENK (BEL)



DMSB RegNr 166/19

R 5 DKM (OK) Heat 2 A < > C



Fahrername Driver	Marschalkowski Jan	Haverkort Kas	Bradal Rasmus	Belhocine Sebastien	Wiskirchen Moritz
schnellste Runde in Runde	0:52,880 Rn. 8	0:52,573 Rn. 7	0:57,416 Rn. 1		
Speed	92,6 km/h	93,1 km/h	85,3 km/h		
Lap 1	0:58,454	0:55,461	<u>0:57,416</u>		
Lap 2	0:54,727	0:54,031			
Lap 3	0:53,556	0:53,833			
Lap 4	0:53,870	0:53,311			
Lap 5	0:53,472	0:52,945			
Lap 6	0:52,931	0:53,225			
Lap 7	0:52,897	<u>0:52,573</u>			
Lap 8	<u>0:52,880</u>				
Lap 9	0:58,834				
Lap 10					
Lap 11					



DMSB RegNr 166/19

R 5 DKM (OK) Heat 2 A < > C


Ziel		Sektion 1		Sektion 2		Sektion 3	
Fahrername	Zeit	Fahrername	Zeit	Fahrername	Zeit	Fahrername	Zeit
1 34 Arnold,Felix	0:52,166	60 Pauwels,Kobe	0:20,890	2 Sasse,Hugo	0:15,569	1 Thompson,Harry	0:15,616
2 60 Pauwels,Kobe	0:52,172	1 Thompson,Harry	0:20,923	60 Pauwels,Kobe	0:15,604	60 Pauwels,Kobe	0:15,624
3 2 Sasse,Hugo	0:52,196	34 Arnold,Felix	0:20,937	34 Arnold,Felix	0:15,604	34 Arnold,Felix	0:15,625
4 1 Thompson,Harry	0:52,272	2 Sasse,Hugo	0:20,949	1 Thompson,Harry	0:15,631	13 Tauscher,Alexander	0:15,633
5 16 Griggs,Luca	0:52,339	16 Griggs,Luca	0:20,981	16 Griggs,Luca	0:15,653	2 Sasse,Hugo	0:15,645
6 13 Tauscher,Alexander	0:52,452	13 Tauscher,Alexander	0:21,054	4 Haverkort,Kas	0:15,675	16 Griggs,Luca	0:15,662
7 38 Friis,Julie	0:52,535	7 Tröger,Niels	0:21,068	10 Ried,Jonas	0:15,684	54 Di Prima,Livio	0:15,703
8 28 O´dey,Levi	0:52,560	38 Friis,Julie	0:21,080	38 Friis,Julie	0:15,692	11 Mesch,Joel	0:15,705
9 7 Tröger,Niels	0:52,571	11 Mesch,Joel	0:21,089	25 Weimann,Julie	0:15,699	28 O´dey,Levi	0:15,705
10 4 Haverkort,Kas	0:52,573	10 Ried,Jonas	0:21,094	54 Di Prima,Livio	0:15,706	48 Kramer,Pablo	0:15,720
11 11 Mesch,Joel	0:52,583	48 Kramer,Pablo	0:21,103	48 Kramer,Pablo	0:15,709	6 Hantke,Nico	0:15,726
12 10 Ried,Jonas	0:52,617	28 O´dey,Levi	0:21,115	6 Hantke,Nico	0:15,717	10 Ried,Jonas	0:15,739
13 21 Van Vark,Lars	0:52,643	6 Hantke,Nico	0:21,130	13 Tauscher,Alexander	0:15,718	7 Tröger,Niels	0:15,743
14 48 Kramer,Pablo	0:52,646	25 Weimann,Julie	0:21,133	7 Tröger,Niels	0:15,724	21 Van Vark,Lars	0:15,744
15 54 Di Prima,Livio	0:52,670	21 Van Vark,Lars	0:21,141	28 O´dey,Levi	0:15,739	4 Haverkort,Kas	0:15,748
16 6 Hantke,Nico	0:52,681	37 Degnbol,Noah	0:21,144	21 Van Vark,Lars	0:15,740	37 Degnbol,Noah	0:15,753
17 25 Weimann,Julie	0:52,725	4 Haverkort,Kas	0:21,150	11 Mesch,Joel	0:15,755	38 Friis,Julie	0:15,763
18 37 Degnbol,Noah	0:52,771	54 Di Prima,Livio	0:21,171	37 Degnbol,Noah	0:15,767	29 Holzem,Sandro	0:15,775
19 29 Holzem,Sandro	0:52,805	52 Marschalkowski,Jan	0:21,188	24 Lagrotteria,Antonio	0:15,769	25 Weimann,Julie	0:15,818
20 52 Marschalkowski,Jan	0:52,880	29 Holzem,Sandro	0:21,194	41 Meyer Hansen,Mikkel	0:15,788	41 Meyer Hansen,Mikkel	0:15,832
21 41 Meyer Hansen,Mikkel	0:52,904	45 Kelstrup,Georg	0:21,209	52 Marschalkowski,Jan	0:15,804	52 Marschalkowski,Jan	0:15,832
22 24 Lagrotteria,Antonio	0:52,907	24 Lagrotteria,Antonio	0:21,219	29 Holzem,Sandro	0:15,812	45 Kelstrup,Georg	0:15,841
23 45 Kelstrup,Georg	0:52,980	41 Meyer Hansen,Mikkel	0:21,235	45 Kelstrup,Georg	0:15,820	24 Lagrotteria,Antonio	0:15,863
24 70 Santiago,Ramos	0:53,291	70 Santiago,Ramos	0:21,413	70 Santiago,Ramos	0:15,898	70 Santiago,Ramos	0:15,920
25 9 Baeriswyl,Alain	0:53,606	9 Baeriswyl,Alain	0:21,501	9 Baeriswyl,Alain	0:15,965	50 Ptácková,Sona	0:15,947
26 50 Ptácková,Sona	0:53,739	50 Ptácková,Sona	0:21,522	50 Ptácková,Sona	0:16,038	9 Baeriswyl,Alain	0:16,106
27 39 Bradal,Rasmus	0:57,416	39 Bradal,Rasmus	0:21,720	39 Bradal,Rasmus	0:16,269	39 Bradal,Rasmus	0:16,819
28 43 Wiskirchen,Moritz		43 Wiskirchen,Moritz		43 Wiskirchen,Moritz		43 Wiskirchen,Moritz	
29 31 Belhocine,Sebastien		31 Belhocine,Sebastien		31 Belhocine,Sebastien		31 Belhocine,Sebastien	

DEUTSCHE KART-MEISTERSCHAFT

Round 4: 02 - 04 / 08 / 2019

KARTING GENK (BEL)







DMSB RegNr 166/19

R 5 DKM (OK) Heat 2 A < > C

Die schnellsten Zeiten

Ort	Nr. Fahrername	Zeit	Streckenl.	Ø Speed
Ziel	34 Arnold,Felix	0:52,166	1360 m	93,9 km/h
Sektion 1	60 Pauwels,Kobe	0:20,890	548 m	94,4 km/h
Sektion 2	2 Sasse,Hugo	0:15,569	366 m	84,6 km/h
Sektion 3	1 Thompson,Harry	0:15,616	446 m	102,8 km/h


	Smr.1 Thompson,Harry GBR Ricky Flynn Motorsport	Smr.2 Sasse,Hugo DEU TB Racing Team	Smr.60 Pauwels,Kobe BEL CV Performance Group	Smr.34 Arnold,Felix DEU TB Racing Team	Smr.16 Griggs,Luca GBR Kartshop Ampfing
	theoretisch mögliche Bestzeit 0:52,170	theoretisch mögliche Bestzeit 0:52,163	theoretisch mögliche Bestzeit 0:52,118	theoretisch mögliche Bestzeit 0:52,166	theoretisch mögliche Bestzeit 0:52,296
best	Ziel Sektion 1 Sektion 2 Sektion 3 0:52,272 0:20,923 0:15,631 0:15,616	Ziel Sektion 1 Sektion 2 Sektion 3 0:52,196 0:20,949 0:15,569 0:15,645	Ziel Sektion 1 Sektion 2 Sektion 3 0:52,172 0:20,890 0:15,604 0:15,624	Ziel Sektion 1 Sektion 2 Sektion 3 0:52,166 0:20,937 0:15,604 0:15,625	Ziel Sektion 1 Sektion 2 Sektion 3 0:52,339 0:20,981 0:15,653 0:15,662
Runde 1	0:53,758 0:21,667 0:16,087 0:16,004	0:54,257 0:21,860 0:16,221 0:16,176	0:55,836 0:22,282 0:17,090 0:16,464	0:55,948 0:23,137 0:16,544 0:16,267	0:55,528 0:22,459 0:16,790 0:16,279
Runde 2	0:53,551 0:21,401 0:16,108 0:16,042	0:53,435 0:21,377 0:16,028 0:16,030	0:54,062 0:22,000 0:16,168 0:15,894	0:54,095 0:21,927 0:16,190 0:15,978	0:53,662 0:21,550 0:16,068 0:16,044
Runde 3	0:53,148 0:21,322 0:15,940 0:15,886	0:53,327 0:21,436 0:15,972 0:15,919	0:53,422 0:21,597 0:16,008 0:15,817	0:53,670 0:21,898 0:15,955 0:15,817	0:53,294 0:21,454 0:15,927 0:15,913
Runde 4	0:53,005 0:21,203 0:15,869 0:15,933	0:52,956 0:21,277 0:15,833 0:15,846	0:52,761 0:21,240 0:15,805 0:15,716	0:52,776 0:21,266 0:15,763 0:15,747	0:53,137 0:21,308 0:15,885 0:15,944
Runde 5	0:52,967 0:21,270 0:15,789 0:15,908	0:52,671 0:21,154 0:15,765 0:15,752	0:52,616 0:21,048 0:15,756 0:15,812	0:52,432 0:21,090 0:15,680 0:15,662	0:53,010 0:21,191 0:15,897 0:15,922
Runde 6	0:52,499 0:21,093 0:15,727 0:15,679	0:52,531 0:21,054 0:15,737 0:15,740	0:52,648 0:21,101 0:15,772 0:15,775	0:52,727 0:21,159 0:15,766 0:15,802	0:53,036 0:21,472 0:15,774 0:15,790
Runde 7	0:52,319 0:21,034 0:15,669 0:15,616	0:52,451 0:21,021 0:15,657 0:15,773	0:52,390 0:21,117 0:15,649 0:15,624	0:52,707 0:21,366 0:15,681 0:15,660	0:52,731 0:21,273 0:15,743 0:15,715
Runde 8	0:52,275 0:20,955 0:15,634 0:15,686	0:52,248 0:20,965 0:15,623 0:15,660	0:52,186 0:20,929 0:15,604 0:15,653	0:52,166 0:20,937 0:15,604 0:15,625	0:52,717 0:21,345 0:15,665 0:15,707
Runde 9	0:52,344 0:21,005 0:15,633 0:15,706	0:52,196 0:20,949 0:15,569 0:15,678	0:52,172 0:20,890 0:15,630 0:15,652	0:52,354 0:21,011 0:15,708 0:15,635	0:52,413 0:21,028 0:15,698 0:15,687
Runde 10	0:52,272 0:20,992 0:15,635 0:15,645	0:52,279 0:20,978 0:15,656 0:15,645	0:52,299 0:20,997 0:15,670 0:15,632	0:52,388 0:20,989 0:15,716 0:15,683	0:52,339 0:20,981 0:15,696 0:15,662
Runde 11	0:52,367 0:20,923 0:15,631 0:15,813	0:52,321 0:20,992 0:15,629 0:15,700	0:52,261 0:20,944 0:15,644 0:15,673	0:52,343 0:20,991 0:15,650 0:15,702	0:52,388 0:21,025 0:15,653 0:15,710

DEUTSCHE KART-MEISTERSCHAFT

Round 4: 02 - 04 / 08 / 2019

KARTING GENK (BEL)



DMSB



DMSB RegNr 166/19

R 5 DKM (OK) Heat 2 A < > C

Die schnellsten Zeiten

Ort	Nr. Fahrername	Zeit	Streckenl.	Ø Speed
Ziel	34 Arnold,Felix	0:52,166	1360 m	93,9 km/h
Sektion 1	60 Pauwels,Kobe	0:20,890	548 m	94,4 km/h
Sektion 2	2 Sasse,Hugo	0:15,569	366 m	84,6 km/h
Sektion 3	1 Thompson,Harry	0:15,616	446 m	102,8 km/h



	Smr.11 Mesch,Joel DEU TB Racing Team	Smr.13 Tauscher,Alexander DEU Junior TEAM75	Smr.21 Van Varrk,Lars NLD TB Racing Team	Smr.28 O'dey,Levi DEU RS Schumacher Racing Team	Smr.7 Tröger,Niels DEU CRG Keijzer racing
	theoretisch mögliche Bestzeit 0:52,549	theoretisch mögliche Bestzeit 0:52,405	theoretisch mögliche Bestzeit 0:52,625	theoretisch mögliche Bestzeit 0:52,559	theoretisch mögliche Bestzeit 0:52,535
best	Ziel Sektion 1 Sektion 2 Sektion 3 0:52,583 0:21,089 0:15,755 0:15,705	Ziel Sektion 1 Sektion 2 Sektion 3 0:52,452 0:21,054 0:15,718 0:15,633	Ziel Sektion 1 Sektion 2 Sektion 3 0:52,643 0:21,141 0:15,740 0:15,744	Ziel Sektion 1 Sektion 2 Sektion 3 0:52,560 0:21,115 0:15,739 0:15,705	Ziel Sektion 1 Sektion 2 Sektion 3 0:52,571 0:21,068 0:15,724 0:15,743
Runde 1	0:54,705 0:22,151 0:16,425 0:16,129	0:56,884 0:23,184 0:17,101 0:16,599	0:57,276 0:23,576 0:17,251 0:16,449	0:57,409 0:23,257 0:17,460 0:16,692	0:57,077 0:23,163 0:17,432 0:16,482
Runde 2	0:53,928 0:21,587 0:16,199 0:16,142	0:54,278 0:22,037 0:16,167 0:16,074	0:53,759 0:21,714 0:16,078 0:15,967	0:54,620 0:21,996 0:16,358 0:16,266	0:54,641 0:21,947 0:16,350 0:16,344
Runde 3	0:53,447 0:21,484 0:16,016 0:15,947	0:53,165 0:21,334 0:16,007 0:15,824	0:53,163 0:21,373 0:15,953 0:15,837	0:53,533 0:21,577 0:16,048 0:15,908	0:53,551 0:21,535 0:16,045 0:15,971
Runde 4	0:53,304 0:21,445 0:15,981 0:15,878	0:53,116 0:21,371 0:15,927 0:15,818	0:52,873 0:21,251 0:15,839 0:15,783	0:52,919 0:21,228 0:15,848 0:15,843	0:53,145 0:21,320 0:15,932 0:15,893
Runde 5	0:53,098 0:21,250 0:15,971 0:15,877	0:52,626 0:21,146 0:15,809 0:15,671	0:52,820 0:21,199 0:15,831 0:15,790	0:52,722 0:21,186 0:15,766 0:15,770	0:52,772 0:21,166 0:15,846 0:15,760
Runde 6	0:53,117 0:21,283 0:15,793 0:16,041	0:53,025 0:21,204 0:16,158 0:15,663	0:52,793 0:21,215 0:15,812 0:15,766	0:52,727 0:21,185 0:15,790 0:15,752	0:52,573 0:21,099 0:15,728 0:15,746
Runde 7	0:53,524 0:21,855 0:15,923 0:15,746	0:52,661 0:21,221 0:15,773 0:15,667	0:52,643 0:21,159 0:15,740 0:15,744	0:52,655 0:21,162 0:15,739 0:15,754	0:52,593 0:21,122 0:15,728 0:15,743
Runde 8	0:52,642 0:21,180 0:15,757 0:15,705	0:52,452 0:21,101 0:15,718 0:15,633	0:52,675 0:21,141 0:15,754 0:15,780	0:52,560 0:21,115 0:15,740 0:15,705	0:52,571 0:21,068 0:15,724 0:15,779
Runde 9	0:52,643 0:21,130 0:15,759 0:15,754	0:52,546 0:21,054 0:15,790 0:15,702	0:52,727 0:21,178 0:15,786 0:15,763	0:52,983 0:21,492 0:15,751 0:15,740	0:52,968 0:21,372 0:15,794 0:15,802
Runde 10	0:52,583 0:21,089 0:15,774 0:15,720	0:52,721 0:21,072 0:15,997 0:15,652	0:53,265 0:21,187 0:16,268 0:15,810	0:53,764 0:21,540 0:16,203 0:16,021	0:53,772 0:21,283 0:16,295 0:16,194
Runde 11	0:52,591 0:21,126 0:15,755 0:15,710	0:52,534 0:21,059 0:15,805 0:15,670	0:52,925 0:21,210 0:15,902 0:15,813	0:53,838 0:21,395 0:16,229 0:16,214	0:53,713 0:21,213 0:16,252 0:16,248

DEUTSCHE KART-MEISTERSCHAFT

Round 4: 02 - 04 / 08 / 2019

KARTING GENK (BEL)





DMSB RegNr 166/19

R 5 DKM (DK) Heat 2 A < > C

Die schnellsten Zeiten

Ort	Nr. Fahrername	Zeit	Streckenl.	Ø Speed
Ziel	34 Arnold,Felix	0:52,166	1360 m	93,9 km/h
Sektion 1	60 Pauwels,Kobe	0:20,890	548 m	94,4 km/h
Sektion 2	2 Sasse,Hugo	0:15,569	366 m	84,6 km/h
Sektion 3	1 Thompson,Harry	0:15,616	446 m	102,8 km/h

	Snr.38 Frits,Julie DNK TK Racing			Snr.25 Weimann,Julie DEU Solgat Motorsport			Snr.37 Degnbol,Noah DNK RS Competition			Snr.48 Kramer,Pablo DEU Vailer Motorsport			Snr.45 Keistrup,Georg SWE TK Racing							
	theoretisch mögliche Bestzeit	Ziel	Sektion 3	theoretisch mögliche Bestzeit	Ziel	Sektion 3	theoretisch mögliche Bestzeit	Ziel	Sektion 3	theoretisch mögliche Bestzeit	Ziel	Sektion 3	theoretisch mögliche Bestzeit	Ziel	Sektion 3					
best	0:52,535	0:21,080	0:15,692	0:15,763	0:57,725	0:21,133	0:15,699	0:15,818	0:52,771	0:21,144	0:15,767	0:15,753	0:52,646	0:21,103	0:15,709	0:15,720	0:52,980	0:21,209	0:15,820	0:15,841
Runde 1	0:57,532	0:23,593	0:17,259	0:16,680	0:57,596	0:23,639	0:17,446	0:16,511	0:58,008	0:24,042	0:17,270	0:16,696	0:58,632	0:24,959	0:17,083	0:16,590	0:57,653	0:23,667	0:17,382	0:16,604
Runde 2	0:54,650	0:21,985	0:16,327	0:16,338	0:54,480	0:22,091	0:16,305	0:16,084	0:54,228	0:21,814	0:16,286	0:16,128	0:54,222	0:21,757	0:16,353	0:16,112	0:54,177	0:21,801	0:16,221	0:16,155
Runde 3	0:54,481	0:22,551	0:16,029	0:15,901	0:53,770	0:21,851	0:16,034	0:15,885	0:54,351	0:22,157	0:16,236	0:15,958	0:53,996	0:21,720	0:16,303	0:15,973	0:54,244	0:22,102	0:16,143	0:15,999
Runde 4	0:52,991	0:21,343	0:15,784	0:15,864	0:53,101	0:21,310	0:15,906	0:15,885	0:53,269	0:21,392	0:15,923	0:15,954	0:53,253	0:21,357	0:15,981	0:15,915	0:53,065	0:21,308	0:15,886	0:15,871
Runde 5	0:53,031	0:21,316	0:15,887	0:15,828	0:53,012	0:21,349	0:15,840	0:15,823	0:53,088	0:21,246	0:15,975	0:15,867	0:53,020	0:21,253	0:15,936	0:15,831	0:53,203	0:21,209	0:16,083	0:15,911
Runde 6	0:52,535	0:21,080	0:15,692	0:15,763	0:52,846	0:21,244	0:15,784	0:15,818	0:52,771	0:21,189	0:15,778	0:15,804	0:52,822	0:21,296	0:15,806	0:15,720	0:53,033	0:21,250	0:15,876	0:15,907
Runde 7	0:52,669	0:21,117	0:15,779	0:15,773	0:52,732	0:21,133	0:15,762	0:15,837	0:52,804	0:21,246	0:15,789	0:15,769	0:53,094	0:21,283	0:15,965	0:15,846	0:53,441	0:21,454	0:15,922	0:16,065
Runde 8	0:52,735	0:21,204	0:15,732	0:15,799	0:52,725	0:21,187	0:15,699	0:15,839	0:52,790	0:21,144	0:15,893	0:15,753	0:52,646	0:21,200	0:15,709	0:15,737	0:52,980	0:21,297	0:15,842	0:15,841
Runde 9	0:53,328	0:21,373	0:15,944	0:16,011	0:53,672	0:21,723	0:16,069	0:15,880	0:52,805	0:21,162	0:15,831	0:15,812	0:52,868	0:21,292	0:15,793	0:15,783	0:53,026	0:21,277	0:15,820	0:15,929
Runde 10	0:53,062	0:21,386	0:15,764	0:15,912	0:53,073	0:21,321	0:15,854	0:15,898	0:52,901	0:21,263	0:15,767	0:15,871	0:52,655	0:21,103	0:15,780	0:15,772	0:53,212	0:21,284	0:15,933	0:15,995
Runde 11	0:54,002	0:21,091	0:16,857	0:16,054	0:54,137	0:21,189	0:17,102	0:15,846	0:53,923	0:21,299	0:16,649	0:15,975	0:53,974	0:21,398	0:16,662	0:15,914	0:53,156	0:21,209	0:15,953	0:15,994

DEUTSCHE KART-MEISTERSCHAFT

Round 4: 02 - 04 / 08 / 2019

KARTING GENK (BEL)

DMSB




DMSB RegNr 166/19

R 5 DKM (DK) Heat 2 A < > C

Die schnellsten Zeiten

Ort	Nr. Fahrername	Zeit	Streckenl.	Ø Speed
Ziel	34 Arnold,Felix	0:52,166	1360 m	93,9 km/h
Sektion 1	60 Pauwels,Kobe	0:20,890	548 m	94,4 km/h
Sektion 2	2 Sasse,Hugo	0:15,569	366 m	84,6 km/h
Sektion 3	1 Thompson,Harry	0:15,616	446 m	102,8 km/h

	Snr.29 Holzem,Sandro DEU Lanari Racing Team			Snr.24 Lagrotteria,Antonio CHE Innovate Competition			Snr.54 Di Prima,Livio CHE Solgat Motorsport			Snr.41 Meyer Hansen,Mikkel DNK Racing Motor DK			Snr.70 Santiago,Ramos MEX DR SRL							
	theoretisch mögliche Bestzeit	Ziel	Bestzeit	theoretisch mögliche Bestzeit	Ziel	Bestzeit	theoretisch mögliche Bestzeit	Ziel	Bestzeit	theoretisch mögliche Bestzeit	Ziel	Bestzeit	theoretisch mögliche Bestzeit	Ziel	Bestzeit					
best	0:52,805	0:21,194	0:15,812	0:15,775	0:52,907	0:21,219	0:15,769	0:15,863	0:52,670	0:21,171	0:15,706	0:15,703	0:52,904	0:21,235	0:15,788	0:15,832	0:53,291	0:21,413	0:15,898	0:15,920
Runde 1	0:58,150	0:24,071	0:16,994	0:17,085	0:58,136	0:23,987	0:17,239	0:16,910	0:57,894	0:24,215	0:17,150	0:16,529	0:57,974	0:24,246	0:16,892	0:16,836	0:59,070	0:24,953	0:17,257	0:16,860
Runde 2	0:54,320	0:22,009	0:16,264	0:16,047	0:54,955	0:22,068	0:16,754	0:16,133	0:55,308	0:21,983	0:16,705	0:16,620	0:54,782	0:22,029	0:16,592	0:16,161	0:54,665	0:21,760	0:16,373	0:16,532
Runde 3	0:54,380	0:21,588	0:16,457	0:16,335	0:54,008	0:21,513	0:16,264	0:16,231	0:53,975	0:21,791	0:16,131	0:16,053	0:53,901	0:21,656	0:16,062	0:16,183	0:53,756	0:21,556	0:16,091	0:16,109
Runde 4	0:53,888	0:21,596	0:16,277	0:16,015	0:53,677	0:21,689	0:16,040	0:15,948	0:53,802	0:21,793	0:16,051	0:15,958	0:54,144	0:21,757	0:16,405	0:15,982	0:53,886	0:21,659	0:16,140	0:16,087
Runde 5	0:53,281	0:21,423	0:16,007	0:15,851	0:53,038	0:21,369	0:15,801	0:15,868	0:53,662	0:21,630	0:16,098	0:15,934	0:53,840	0:21,466	0:15,967	0:16,407	0:53,661	0:21,538	0:16,077	0:16,046
Runde 6	0:52,997	0:21,305	0:15,894	0:15,798	0:52,907	0:21,219	0:15,771	0:15,917	0:52,956	0:21,407	0:15,767	0:15,782	0:53,677	0:21,884	0:15,835	0:15,958	0:53,992	0:21,997	0:16,075	0:15,920
Runde 7	0:52,805	0:21,200	0:15,812	0:15,793	0:52,924	0:21,235	0:15,769	0:15,920	0:52,823	0:21,209	0:15,786	0:15,828	0:52,904	0:21,235	0:15,797	0:15,872	0:53,291	0:21,416	0:15,898	0:15,977
Runde 8	0:52,929	0:21,247	0:15,898	0:15,784	0:53,020	0:21,337	0:15,790	0:15,893	0:52,670	0:21,204	0:15,763	0:15,703	0:52,965	0:21,314	0:15,788	0:15,863	0:53,389	0:21,420	0:15,967	0:16,002
Runde 9	0:52,853	0:21,202	0:15,876	0:15,775	0:53,033	0:21,313	0:15,844	0:15,876	0:53,133	0:21,290	0:15,853	0:15,990	0:53,003	0:21,237	0:15,886	0:15,880	0:53,623	0:21,584	0:16,015	0:16,024
Runde 10	0:52,926	0:21,309	0:15,818	0:15,799	0:53,394	0:21,668	0:15,863	0:15,863	0:52,746	0:21,266	0:15,774	0:15,774	0:52,926	0:21,289	0:15,805	0:15,832	0:53,865	0:21,636	0:16,148	0:16,081
Runde 11	0:52,917	0:21,194	0:15,888	0:15,835	0:53,361	0:21,503	0:15,918	0:15,940	0:52,893	0:21,171	0:15,909	0:15,813	0:53,253	0:21,250	0:16,007	0:15,996	0:53,764	0:21,413	0:16,129	0:16,222

DEUTSCHE KART-MEISTERSCHAFT

KARTING GENK (BEL)

Round 4: 02 - 04 / 08 / 2019





DMSB RegNr 166/19

R 5 DKM (OK) Heat 2 A < > C

Die schnellsten Zeiten

Ort	Nr. Fahrername	Zeit	Streckenl.	Ø Speed
Ziel	34 Arnold,Felix	0:52,166	1360 m	93,9 km/h
Sektion 1	60 Pauwels,Kobe	0:20,890	548 m	94,4 km/h
Sektion 2	2 Sasse,Hugo	0:15,569	366 m	84,6 km/h
Sektion 3	1 Thompson,Harry	0:15,616	446 m	102,8 km/h

	Smr.9 Boeriswyl,Alain CHE Kartteam Meier GmbH	Smr.50 Prácková,Sona CZE Kartshop Ampfing	Smr.6 Hamtke,Nico DEU 3G Racing	Smr.10 Ried,Jonas DEU Solgat Motorsport	Smr.52 Marschalkowski,Jan DEU Lanart Racing Team
	theoretisch mögliche Bestzeit 0:53,572	theoretisch mögliche Bestzeit 0:53,507	theoretisch mögliche Bestzeit 0:52,573	theoretisch mögliche Bestzeit 0:52,517	theoretisch mögliche Bestzeit 0:52,824
best	Ziel Sektion 1 Sektion 2 Sektion 3 0:53,606 0:21,501 0:15,965 0:16,106	Ziel Sektion 1 Sektion 2 Sektion 3 0:53,739 0:21,522 0:16,038 0:15,947	Ziel Sektion 1 Sektion 2 Sektion 3 0:52,681 0:21,130 0:15,717 0:15,726	Ziel Sektion 1 Sektion 2 Sektion 3 0:52,617 0:21,094 0:15,684 0:15,739	Ziel Sektion 1 Sektion 2 Sektion 3 0:52,880 0:21,188 0:15,804 0:15,832
Runde 1	0:58,465 0:24,344 0:17,197 0:16,924	0:58,683 0:24,524 0:17,152 0:17,007	0:57,470 0:24,013 0:17,060 0:16,397	0:57,884 0:24,077 0:17,359 0:16,448	0:58,454 0:24,327 0:17,376 0:16,751
Runde 2	0:54,841 0:22,178 0:16,341 0:16,322	0:54,931 0:22,108 0:16,436 0:16,387	0:54,175 0:21,831 0:16,360 0:15,984	0:54,397 0:21,969 0:16,377 0:16,051	0:54,727 0:21,894 0:16,556 0:16,277
Runde 3	0:54,238 0:21,866 0:16,150 0:16,222	0:54,424 0:21,914 0:16,219 0:16,291	0:53,751 0:21,884 0:16,007 0:15,860	0:53,894 0:21,997 0:15,937 0:15,960	0:53,556 0:21,427 0:16,085 0:16,044
Runde 4	0:53,861 0:21,598 0:16,119 0:16,144	0:54,244 0:21,815 0:16,166 0:16,263	0:53,100 0:21,282 0:16,018 0:15,800	0:53,080 0:21,348 0:15,869 0:15,863	0:53,870 0:21,768 0:16,075 0:16,027
Runde 5	0:53,661 0:21,558 0:15,967 0:16,136	0:55,614 0:21,616 0:16,639 0:17,359	0:53,000 0:21,320 0:15,859 0:15,821	0:53,446 0:21,556 0:16,036 0:15,854	0:53,472 0:21,345 0:16,155 0:15,972
Runde 6	0:53,786 0:21,521 0:16,159 0:16,106	0:54,512 0:22,262 0:16,202 0:16,048	0:52,808 0:21,204 0:15,845 0:15,759	0:52,635 0:21,204 0:15,691 0:15,740	0:52,931 0:21,197 0:15,902 0:15,832
Runde 7	0:53,606 0:21,507 0:15,965 0:16,134	0:53,947 0:21,745 0:16,038 0:16,164	0:52,705 0:21,179 0:15,800 0:15,726	0:52,686 0:21,094 0:15,780 0:15,812	0:52,897 0:21,188 0:15,867 0:15,842
Runde 8	0:53,715 0:21,604 0:16,000 0:16,111	0:54,135 0:21,598 0:16,300 0:16,237	0:52,681 0:21,130 0:15,758 0:15,793	0:52,617 0:21,176 0:15,684 0:15,757	0:52,880 0:21,200 0:15,804 0:15,876
Runde 9	0:53,626 0:21,501 0:16,007 0:16,118	0:53,776 0:21,741 0:16,088 0:15,947	0:52,700 0:21,246 0:15,717 0:15,737	0:53,010 0:21,185 0:16,046 0:15,779	0:58,834 0:21,258 0:15,898 0:21,678
Runde 10	0:53,823 0:21,604 0:16,077 0:16,142	0:54,082 0:21,705 0:16,143 0:16,234	0:53,286 0:21,167 0:15,877 0:16,242	0:52,767 0:21,291 0:15,737 0:15,739	
Runde 11	0:53,890 0:21,568 0:16,139 0:16,183	0:53,739 0:21,522 0:16,147 0:16,070		0:21,269	

Round 4: 02 - 04 / 08 / 2019

KARTING GENK (BEL)

DEUTSCHE KART-MEISTERSCHAFT

DMSB RegNr 166/19

R 5 DKM (OK) Heat 2 A < > C

Die schnellsten Zeiten

Ort	Nr. Fahrername	Zeit	Streckenl.	Ø Speed
Ziel	34 Arnold, Felix	0:52,766	1360 m	93,9 km/h
Sektion 1	60 Pauwels, Kobe	0:20,890	548 m	94,4 km/h
Sektion 2	2 Sasse, Hugo	0:15,569	366 m	84,6 km/h
Sektion 3	1 Thompson, Harry	0:15,616	446 m	102,8 km/h

	Smr.4 Haverkort, Kas NLD CRG Keizer racing theoretisch mögliche Bestzeit 0:52,573 Ziel Sektion 1 Sektion 2 Sektion 3	Smr.39 Bradai, Rasmus DNK RS Competition theoretisch mögliche Bestzeit 0:54,808 Ziel Sektion 1 Sektion 2 Sektion 3	Smr.43 Wiskirchen, Moritz DEU TB Racing Team theoretisch mögliche Bestzeit 0:00,000 Ziel Sektion 1 Sektion 2 Sektion 3	Smr.31 Belhocine, Sebastian CZE Sirmodel Motorsport theoretisch mögliche Bestzeit 0:00,000 Ziel Sektion 1 Sektion 2 Sektion 3
best	0:52,573 0:21,150 0:15,675 0:15,748	0:57,416 0:21,720 0:16,269 0:16,819		
Runde 1	0:55,461 0:22,703 0:16,452 0:16,306	0:57,416 0:23,526 0:17,071 0:16,819		
Runde 2	0:54,031 0:21,919 0:16,074 0:16,038	0:21,720 0:16,269		
Runde 3	0:53,833 0:22,058 0:15,904 0:15,871			
Runde 4	0:53,311 0:21,597 0:15,806 0:15,908			
Runde 5	0:52,945 0:21,208 0:15,813 0:15,924			
Runde 6	0:53,225 0:21,530 0:15,829 0:15,866			
Runde 7	0:52,573 0:21,150 0:15,675 0:15,748			
Runde 8	0:23,379			

R 1 DKM (OK) Heat 1 B <> G

Strecke / track: 1360m

fastest Lap Sebastian ÖGAARD at: 0:52,447

started: 28 classified: 28 not classified: 0

Pos	Str. Nr.	Fahrer Driver	Nation	Bewerber / Sponsor	Nation	Lizenz R-Lizenz	Chassis / Motor / Reifen	Points	Penalty	Runden Laps	Gesamtzeit Differenz	Abstand Gap	beste Runde best Lap	in R. in L.	o Geschw. o Speed
1	14	DÖRR, Ben	DEU	TB Racing Team	DEU	IKCR1162845 KBF1116906	KR / IAME / Vega	0		11	9:54,325		0:52,750	10	90,6 km/h 92,8 km/h
2	84	TRAVISANUTTO, Lorenzo	ITA	CV Performance Group	DEU	297878 KBF1141781	KR / IAME / Vega	2		11	9:55,181 0:00,856	0:00,856	0:52,723	10	90,5 km/h 92,9 km/h
3	13	TAUSCHER, Alexander	DEU	Junior TEAM75	DEU	IKC1162751 KBF1154079	Kart Republic / IAME / Vega	3		11	9:55,636 0:01,311	0:00,455	0:52,648	10	90,4 km/h 93 km/h
4	2	SASSE, Hugo	DEU	TB Racing Team	DEU	IKC1147248 KBF1116906	Kart Republic / IAME / Vega	4		11	9:56,510 0:02,185	0:00,874	0:52,740	10	90,3 km/h 92,8 km/h
5	36	ANDERRÜTI, Leandro	CHE	RS Schumacher Racing Team	DEU	500212 KBF1067587	IPK-Praga / TM / Vega	5		11	9:56,800 0:02,475	0:00,290	0:52,818	10	90,2 km/h 92,7 km/h
6	28	O'DEY, Levi	DEU	RS Schumacher Racing Team	DEU	IKC1164486 KBF1067587	Praga / TM / Vega	6		11	9:57,348 0:03,023	0:00,548	0:52,718	8	90,2 km/h 92,9 km/h
7	11	MESCH, Joel	DEU	TB Racing Team	DEU	IKC1179312 KBF1116906	KR / IAME / Vega	7		11	10:00,436 0:06,111	0:03,088	0:52,787	10	89,7 km/h 92,8 km/h
8	99	BUUS, Bastian	DNK	RS Competition	DNK	59991 36053	Tony Kart / Vortex / Vega	8		11	10:00,508 0:06,183	0:00,072	0:52,674	10	89,7 km/h 92,9 km/h
9	17	FÜNGELING, Luke Brandon	DEU	Valier Motorsport	DEU	IKC1136804 KBF1063735	KR / IAME / Vega	9		11	10:00,766 0:06,441	0:00,258	0:52,798	10	89,6 km/h 92,7 km/h
10	20	ÖGAARD, Sebastian	DNK	Ward Racing	SWE	55995 102	Tony Kart / Vortex / Vega	10		11	10:01,130 0:06,805	0:00,364	0:52,447	10	89,6 km/h 93,4 km/h
11	10	RIED, Jonas	DEU	Solgat Motorsport	DEU	IKC1167350 KBF1079882	Birel Art / TM / Vega	11		11	10:01,765 0:07,440	0:00,635	0:52,758	10	89,5 km/h 92,8 km/h
12	43	WISKIRCHEN, Moritz	DEU	TB Racing Team	DEU	IKC1173298 KBF1116906	KR / IAME / Vega	12		11	10:02,099 0:07,774	0:00,334	0:52,986	9	89,4 km/h 92,4 km/h
13	16	GRIGGS, Luca	GBR	Kartshop Ampling	DEU	298409 KBF1108764	Tony Kart / TM / Vega	13		11	10:02,427 0:08,102	0:00,328	0:52,593	10	89,4 km/h 93,1 km/h
14	8	LIWINSKI, David	NLD	BIREL ART RACING KSW	AUT	35786 BK102	Birel Art / IAME / Vega	14		11	10:03,503 0:09,178	0:01,076	0:52,730	10	89,2 km/h 92,9 km/h
15	48	KRAMER, Pablo	DEU	Valier Motorsport	DEU	IKC1151450 KBF1063735	SODI / IAME / Vega	15		11	10:05,822 0:11,497	0:02,319	0:52,918	10	88,9 km/h 92,5 km/h
16	30	HOLZEM, Juliano	DEU	Lanari Racing Team	DEU	IKC1195324 KBF1159049	Kart Republic / Parilla / Vega	16		11	10:06,061 0:11,736	0:00,239	0:52,863	10	88,9 km/h 92,6 km/h
17	18	ROSAM, Max	DEU	TR Motorsport	DEU	IKC1162238 KBF1080519	Jesolo / TM / Vega	17		11	10:06,818 0:12,493	0:00,757	0:53,291	10	88,8 km/h 91,9 km/h
18	45	KELSTRUP, Georg	SWE	TK Racing	DNK	200407023050 52208	FA Kart / TM / Vega	18		11	10:07,532 0:13,207	0:00,714	0:53,314	10	88,6 km/h 91,8 km/h
19	29	HOLZEM, Sandro	DEU	Lanari Racing Team	DEU	IKC1195323 KBF1159049	Kart Republic / Parilla / Vega	19		11	10:08,057 0:13,732	0:00,525	0:53,072	10	88,6 km/h 92,3 km/h
20	37	DEGNBOL, Noah	DNK	RS Competition	DNK	65659 36053	Tony Kart / Vortex / Vega	20		11	10:10,589 0:16,264	0:02,532	0:53,243	10	88,2 km/h 92 km/h
21	41	MEYER HANSEN, Mikkel	DNK	Racing Motor DK	DNK	36477 03587	Kali Kart / TM / Vega	21	5 sec.	11	10:11,462 0:17,137	0:00,873	0:53,061	10	88,1 km/h 92,3 km/h
22	70	SANTIAGO, Ramos	MEX	DR SRL	ITA	0501 296449	DR / MODENA ENGINE / Vega	22		11	10:11,582 0:17,257	0:00,120	0:53,277	10	88,1 km/h 91,9 km/h
23	9	BAERISWYL, Alain	CHE	Kartteam Meier GmbH	CHE	500344 500008	DR / Rexion / Vega	23		11	10:12,128 0:17,803	0:00,546	0:53,837	10	88 km/h 90,9 km/h
24	12	KNOPP, Josef	CZE	TB Racing Team	DEU	19AS0120 KBF1116906	KR / IAME / Vega	24	5 sec.	11	10:12,766 0:18,441	0:00,638	0:53,235	7	87,9 km/h 92 km/h
25	33	FAGONE, Alessio	CHE	Innovate Competition	CHE	500228 500033	Tony Kart / IAME / Vega	25	5 sec.	11	10:16,040 0:21,715	0:03,274	0:53,596	10	87,4 km/h 91,4 km/h
26	65	KÖLSCHBACH, Carl Louis	DEU	Achim Kölschbach	DEU	IKC1172727 BEK1194935	SODI / Vortex / Vega	26		11	10:37,837 0:43,512	0:21,797	0:53,419	9	84,4 km/h 91,7 km/h
27	15	BÖNIGHAUSEN, Colin Jamie	DEU	TB Racing Team	DEU	IKCR1179397 KBF1116906	KR / IAME / Vega	27		9	8:20,512 2 R	2 R	0:53,022	7	88 km/h 92,3 km/h
28	27	BORN, Miklas	CHE	Innovate Competition	CHE	505145 500033	Exprit / IAME / Vega	28		4	3:48,828 7 R	5 R	0:54,666	3	85,6 km/h 89,6 km/h

StNr. 33,12 5 sec penalty Frontfaring

StNr. 41 5 sec penalty Pushing

Rennleitung: Volker Ehekircher Racedirektor: Horst Seidel

Sportkommissare: Nikolas Spaderna / Ulrich Bell / Hans-Willi Baumgarten





Techn. Kommissare: Hans-Jürgen Dangers / M. Grasshoff / C. Schmidt / J. Lawinger / K.L. Rusczyński / H.-W. Schäfer / A. Sengpiel

Zeitnahme: KART-DATA timing service Franz Schieszler

Zeitnahme / timekeeping

control 
Franz Schieszler

freigegeben: 14:13:44







DEUTSCHE KART-MEISTERSCHAFT

Round 4: 02 - 04 / 08 / 2019

KARTING GENK (BEL)

DMSB



DMSB RegNr 166/19

R 1 DKM (OK) Heat 1 B < > C

Fahrername Driver	Dörr Ben	Travisanuffo Lorenzo	Tauscher Alexander	Sasse Hugo	Anderrüti Leandro	O'dey Levi	Mesch Joel	Buus Bastian	Füngeling Luke Brandon	Ögaard Sebastian	Ried Jonas	Wiskirchen Moritz
schnellste Runde in Runde	0:52,750 Rn. 10	0:52,723 Rn. 10	0:52,648 Rn. 10	0:52,740 Rn. 10	0:52,818 Rn. 10	0:52,718 Rn. 8	0:52,787 Rn. 10	0:52,674 Rn. 10	0:52,798 Rn. 10	0:52,447 Rn. 10	0:52,758 Rn. 10	0:52,986 Rn. 9
Speed	92,8 km/h	92,9 km/h	93,0 km/h	92,8 km/h	92,7 km/h	92,9 km/h	92,8 km/h	92,9 km/h	92,7 km/h	93,4 km/h	92,8 km/h	92,4 km/h
Lap 1	0:55,614	0:55,638	0:57,520	0:57,927	0:56,114	0:58,677	0:58,737	0:59,294	0:58,907	0:58,525	1:00,502	0:58,582
Lap 2	0:55,384	0:54,928	0:55,028	0:55,218	0:54,879	0:55,160	0:55,369	0:55,503	0:54,938	0:59,137	0:55,480	0:54,906
Lap 3	0:54,890	0:54,964	0:54,623	0:54,539	0:54,996	0:54,650	0:55,432	0:55,840	0:55,416	0:55,470	0:54,908	0:56,706
Lap 4	0:54,025	0:54,012	0:54,249	0:53,769	0:54,035	0:53,649	0:54,366	0:54,958	0:54,106	0:54,573	0:55,147	0:54,640
Lap 5	0:53,847	0:53,863	0:53,370	0:53,200	0:53,678	0:53,422	0:53,753	0:53,618	0:53,656	0:53,394	0:53,923	0:54,083
Lap 6	0:53,541	0:53,479	0:53,156	0:53,132	0:53,580	0:53,209	0:54,097	0:53,164	0:53,692	0:53,480	0:53,470	0:53,609
Lap 7	0:53,122	0:53,217	0:52,911	0:52,916	0:53,067	0:52,954	0:53,277	0:52,898	0:53,335	0:53,170	0:53,286	0:53,274
Lap 8	0:52,941	0:53,146	0:52,872	0:52,764	0:53,266	0:52,718	0:53,333	0:53,151	0:53,779	0:52,664	0:53,199	0:53,211
Lap 9	0:52,832	0:53,592	0:53,373	0:54,144	0:53,364	0:53,110	0:52,903	0:53,034	0:53,451	0:52,663	0:52,942	0:52,986
Lap 10	0:52,750	0:52,723	0:52,648	0:52,740	0:52,818	0:52,974	0:52,787	0:52,674	0:52,798	0:52,447	0:52,758	0:53,004
Lap 11	0:53,364	0:53,364	0:53,406	0:54,026	0:54,667	0:54,462	0:54,173	0:53,827	0:53,672	0:53,523	0:53,447	0:54,015






DEUTSCHE KART-MEISTERSCHAFT

Round 4: 02 - 04 / 08 / 2019





KARTING GENK (BEL)

DMSB

DMSB RegNr 166/19

R 1 DKM (OK) Heat 1 B < > C

Fahrername Driver	Griggs Luca	Liwinski David	Kramer Pablo	Holzem Juliano	Meyer Hansen Mikkel	Rosam Max	Kelstrup Georg	Holzem Sandro	Degnol Noah	Santiago Ramos	Baeriswyl Alain	Knopp Josef
schnellste Runde in Runde	0:52,593 Rn. 10	0:52,730 Rn. 10	0:52,918 Rn. 10	0:52,863 Rn. 10	0:53,061 Rn. 10	0:53,291 Rn. 10	0:53,314 Rn. 10	0:53,072 Rn. 10	0:53,243 Rn. 10	0:53,277 Rn. 10	0:53,837 Rn. 10	0:53,235 Rn. 7
Speed	93,1 km/h	92,9 km/h	92,5 km/h	92,6 km/h	92,3 km/h	91,9 km/h	91,8 km/h	92,3 km/h	92,0 km/h	91,9 km/h	90,9 km/h	92,0 km/h
Lap 1	0:58,503	1:00,864	0:58,922	1:00,515	1:00,488	1:01,624	1:00,373	1:00,085	1:01,774	1:01,638	1:01,783	1:03,239
Lap 2	0:58,958	0:56,266	0:55,793	0:56,185	0:55,716	0:55,301	0:56,773	0:55,866	0:55,374	0:55,800	0:56,193	0:56,008
Lap 3	0:54,730	0:54,382	0:55,762	0:54,717	0:55,320	0:55,216	0:55,159	0:54,555	0:54,907	0:54,508	0:54,824	0:55,093
Lap 4	0:55,598	0:55,191	0:56,555	0:56,229	0:55,347	0:55,216	0:56,516	0:55,530	0:59,283	0:57,874	0:55,847	0:55,595
Lap 5	0:53,816	0:53,975	0:54,158	0:53,753	0:53,820	0:53,922	0:53,706	0:54,154	0:54,444	0:54,474	0:54,583	0:53,781
Lap 6	0:53,260	0:53,578	0:53,317	0:53,407	0:53,443	0:53,575	0:53,385	0:53,304	0:53,695	0:54,305	0:54,065	0:53,239
Lap 7	0:54,274	0:55,107	0:54,545	0:54,172	0:54,085	0:53,511	0:53,495	0:54,622	0:53,470	0:53,718	0:53,952	0:53,235
Lap 8	0:53,036	0:53,433	0:53,928	0:53,914	0:53,890	0:53,765	0:54,028	0:54,458	0:53,937	0:53,588	0:54,634	0:53,625
Lap 9	0:52,623	0:52,819	0:53,389	0:53,438	0:53,663	0:53,732	0:53,574	0:54,772	0:53,469	0:53,778	0:53,943	0:53,688
Lap 10	0:52,593	0:52,730	0:52,918	0:52,863	0:53,061	0:53,291	0:53,314	0:53,072	0:53,243	0:53,277	0:53,837	0:53,300
Lap 11	0:52,753	0:52,972	0:53,614	0:54,004	0:53,727	0:53,592	0:53,845	0:54,142	0:53,792	0:54,194	0:54,250	0:54,214

DEUTSCHE KART-MEISTERSCHAFT

Round 4: 02 - 04 / 08 / 2019




KARTING GENK (BEL)

DMSB

DMSB RegNr 166/19

R 1 DKM (OK) Heat 1 B < > C

Fahrername Driver	Fagone Alessio	Kölschbach Carl Louis	Bönighausen Colin Jamie	Born Miklas
schnellste Runde in Runde	0:53,596 Rn. 10	0:53,419 Rn. 9	0:53,022 Rn. 7	0:54,666 Rn. 3
Speed	91,4 km/h	91,7 km/h	92,3 km/h	89,6 km/h
Lap 1	1:02,279	1:01,586	1:03,797	1:00,101
Lap 2	0:56,396	0:55,519	0:56,002	0:55,705
Lap 3	0:54,943	0:55,124	0:54,600	<u>0:54,666</u>
Lap 4	0:55,529	1:20,193	0:55,248	0:55,179
Lap 5	0:54,700	0:56,482	0:53,910	
Lap 6	0:54,122	0:54,351	0:53,284	
Lap 7	0:53,692	0:53,814	<u>0:53,022</u>	
Lap 8	0:53,900	0:53,581	0:53,463	
Lap 9	0:53,679	0:53,419	0:53,812	
Lap 10	<u>0:53,596</u>	0:54,155		
Lap 11	0:54,355	0:55,901		

DEUTSCHE KART-MEISTERSCHAFT



Round 4: 02 - 04 / 08 / 2019

KARTING GENK (BEL)

DMSB RegNr 166/19

R 1 DKM (OK) Heat 1 B < > C


Ziel		Sektion 1		Sektion 2		Sektion 3	
Fahrername	Zeit	Fahrername	Zeit	Fahrername	Zeit	Fahrername	Zeit
1 20 Ögaard,Sebastian	0:52,447	20 Ögaard,Sebastian	0:20,988	16 Griggs,Luca	0:15,610	20 Ögaard,Sebastian	0:15,630
2 16 Griggs,Luca	0:52,593	16 Griggs,Luca	0:21,036	17 Füngeling,Luke Brandon	0:15,694	43 Wiskirchen,Moritz	0:15,701
3 13 Tauscher,Alexander	0:52,648	99 Buus,Bastian	0:21,065	43 Wiskirchen,Moritz	0:15,712	13 Tauscher,Alexander	0:15,708
4 99 Buus,Bastian	0:52,674	8 Liwinski,David	0:21,100	20 Ögaard,Sebastian	0:15,714	28 O´dey,Levi	0:15,728
5 28 O´dey,Levi	0:52,718	84 Trivanutto,Lorenzo	0:21,127	8 Liwinski,David	0:15,716	48 Kramer,Pablo	0:15,744
6 84 Trivanutto,Lorenzo	0:52,723	14 Dörr,Ben	0:21,136	13 Tauscher,Alexander	0:15,731	10 Ried,Jonas	0:15,751
7 8 Liwinski,David	0:52,730	11 Mesch,Joel	0:21,137	84 Trivanutto,Lorenzo	0:15,739	8 Liwinski,David	0:15,771
8 2 Sasse,Hugo	0:52,740	2 Sasse,Hugo	0:21,172	14 Dörr,Ben	0:15,742	2 Sasse,Hugo	0:15,773
9 14 Dörr,Ben	0:52,750	17 Füngeling,Luke Brandon	0:21,185	10 Ried,Jonas	0:15,757	15 Bönighausen,Colin Jamie	0:15,782
10 10 Ried,Jonas	0:52,758	28 O´dey,Levi	0:21,186	99 Buus,Bastian	0:15,760	84 Trivanutto,Lorenzo	0:15,784
11 11 Mesch,Joel	0:52,787	36 Anderrüti,Leandro	0:21,192	2 Sasse,Hugo	0:15,773	17 Füngeling,Luke Brandon	0:15,790
12 17 Füngeling,Luke Brandon	0:52,798	13 Tauscher,Alexander	0:21,205	11 Mesch,Joel	0:15,778	16 Griggs,Luca	0:15,791
13 36 Anderrüti,Leandro	0:52,818	10 Ried,Jonas	0:21,229	30 Holzem,Juliano	0:15,778	30 Holzem,Juliano	0:15,800
14 30 Holzem,Juliano	0:52,863	41 Meyer Hansen,Mikkel	0:21,238	36 Anderrüti,Leandro	0:15,797	99 Buus,Bastian	0:15,803
15 48 Kramer,Pablo	0:52,918	43 Wiskirchen,Moritz	0:21,245	28 O´dey,Levi	0:15,804	14 Dörr,Ben	0:15,806
16 43 Wiskirchen,Moritz	0:52,986	12 Knopp,Josef	0:21,280	48 Kramer,Pablo	0:15,847	11 Mesch,Joel	0:15,818
17 15 Bönighausen,Colin Jamie	0:53,022	30 Holzem,Juliano	0:21,285	45 Kelstrup,Georg	0:15,868	36 Anderrüti,Leandro	0:15,822
18 41 Meyer Hansen,Mikkel	0:53,061	45 Kelstrup,Georg	0:21,320	29 Holzem,Sandro	0:15,876	29 Holzem,Sandro	0:15,840
19 29 Holzem,Sandro	0:53,072	29 Holzem,Sandro	0:21,320	41 Meyer Hansen,Mikkel	0:15,903	45 Kelstrup,Georg	0:15,871
20 12 Knopp,Josef	0:53,235	48 Kramer,Pablo	0:21,324	15 Bönighausen,Colin Jamie	0:15,907	41 Meyer Hansen,Mikkel	0:15,873
21 37 Degnbol,Noah	0:53,243	15 Bönighausen,Colin Jamie	0:21,333	18 Rosam,Max	0:15,921	12 Knopp,Josef	0:15,892
22 70 Santiago,Ramos	0:53,277	37 Degnbol,Noah	0:21,343	70 Santiago,Ramos	0:15,936	37 Degnbol,Noah	0:15,920
23 18 Rosam,Max	0:53,291	70 Santiago,Ramos	0:21,343	37 Degnbol,Noah	0:15,937	18 Rosam,Max	0:15,952
24 45 Kelstrup,Georg	0:53,314	18 Rosam,Max	0:21,393	12 Knopp,Josef	0:15,965	70 Santiago,Ramos	0:15,979
25 65 Kölschbach,Carl Louis	0:53,419	65 Kölschbach,Carl Louis	0:21,410	65 Kölschbach,Carl Louis	0:15,991	65 Kölschbach,Carl Louis	0:15,982
26 33 Fagone,Alessio	0:53,596	33 Fagone,Alessio	0:21,502	33 Fagone,Alessio	0:16,010	33 Fagone,Alessio	0:16,054
27 9 Baeriswyl,Alain	0:53,837	9 Baeriswyl,Alain	0:21,584	9 Baeriswyl,Alain	0:16,026	9 Baeriswyl,Alain	0:16,105
28 27 Born,Miklas	0:54,666	27 Born,Miklas	0:21,772	27 Born,Miklas	0:16,292	27 Born,Miklas	0:16,334

DEUTSCHE KART-MEISTERSCHAFT

Round 4: 02 - 04 / 08 / 2019

KARTING GENK (BEL)







DMSB RegNr 166/19

R 1 DKM (OK) Heat 1 B < > C

Die schnellsten Zeiten

Ort	Nr. Fahrername	Zeit	Streckentl.	Ø Speed
Ziel	20 Øgaard, Sebastian	0:52,447	1360 m	93,4 km/h
Sektion 1	20 Øgaard, Sebastian	0:20,988	548 m	94,0 km/h
Sektion 2	16 Griggs, Luca	0:15,610	366 m	84,4 km/h
Sektion 3	20 Øgaard, Sebastian	0:15,630	446 m	102,7 km/h

	Smr.14 Dörr, Ben DEU TB Racing Team		Smr.13 Trauscher, Alexander DEU Junior TEAM75		Smr.2 Sasse, Hugo DEU TB Racing Team		Smr.36 Anderrüti, Leandro CHE RS Schumacher Racing Team				
	theoretisch mögliche Bestzeit	Ziel	theoretisch mögliche Bestzeit	Ziel	theoretisch mögliche Bestzeit	Ziel	theoretisch mögliche Bestzeit	Ziel			
best	0:52,750	0:21,136	0:15,742	0:15,806	0:52,684	0:21,205	0:15,708	0:52,818	0:21,192	0:15,797	0:15,822
Runde 1	0:55,614	0:22,575	0:16,611	0:16,428	0:55,638	0:22,776	0:16,502	0:56,114	0:23,311	0:16,434	0:16,369
Runde 2	0:55,384	0:21,828	0:16,543	0:17,013	0:54,928	0:21,696	0:16,479	0:54,879	0:21,779	0:16,287	0:16,813
Runde 3	0:54,890	0:21,888	0:16,630	0:16,372	0:54,964	0:22,003	0:16,547	0:54,996	0:21,951	0:16,433	0:16,612
Runde 4	0:54,025	0:21,623	0:16,262	0:16,140	0:54,012	0:21,601	0:16,272	0:54,035	0:21,608	0:16,230	0:16,197
Runde 5	0:53,847	0:21,506	0:16,175	0:16,166	0:53,863	0:21,500	0:16,224	0:53,678	0:21,362	0:16,108	0:16,208
Runde 6	0:53,541	0:21,474	0:16,070	0:15,997	0:53,479	0:21,431	0:16,083	0:53,580	0:21,514	0:16,014	0:16,052
Runde 7	0:53,122	0:21,300	0:15,913	0:15,909	0:53,217	0:21,307	0:15,922	0:53,067	0:21,232	0:15,980	0:15,905
Runde 8	0:52,941	0:21,197	0:15,875	0:15,869	0:53,146	0:21,162	0:15,845	0:53,266	0:21,516	0:15,879	0:15,871
Runde 9	0:52,832	0:21,227	0:15,799	0:15,806	0:53,592	0:21,807	0:15,895	0:53,364	0:21,652	0:15,797	0:15,915
Runde 10	0:52,750	0:21,136	0:15,742	0:15,872	0:52,723	0:21,169	0:15,770	0:52,818	0:21,192	0:15,804	0:15,822
Runde 11	0:53,364	0:21,196	0:15,811	0:16,357	0:53,364	0:21,127	0:15,739	0:54,667	0:21,878	0:15,818	0:16,971

DEUTSCHE KART-MEISTERSCHAFT

Round 4: 02 - 04 / 08 / 2019

KARTING GENK (BEL)

DMSB






DMSB RegNr 166/19

R 1 DKM (OK) Heat 1 B <> C

Die schnellsten Zeiten

Ort	Nr. Fahrername	Streckenl.	Zeit	Ø Speed
Ziel	20 Ogaard, Sebastian	1360 m	0:52,447	93,4 km/h
Sektion 1	20 Ogaard, Sebastian	548 m	0:20,988	94,0 km/h
Sektion 2	16 Griggs, Luca	366 m	0:15,610	84,4 km/h
Sektion 3	20 Ogaard, Sebastian	446 m	0:15,630	102,7 km/h

	Smr.28 O' dey, Levi DEU RS Schumacher Racing Team			Smr.11 Mesch, Joel DEU TB Racing Team			Smr.99 Buis, Bastian DNK RS Competition			Smr.17 Füngeling, Luke Brandon DEU Vailer Motorsport			Smr.20 Ogaard, Sebastian DNK Ward Racing							
	theoretisch mögliche Bestzeit	Ziel	Sektion 3	theoretisch mögliche Bestzeit	Ziel	Sektion 3	theoretisch mögliche Bestzeit	Ziel	Sektion 3	theoretisch mögliche Bestzeit	Ziel	Sektion 3	theoretisch mögliche Bestzeit	Ziel	Sektion 3					
best	0:52,718	0:21,186	0:15,804	0:15,728	0:52,787	0:21,137	0:15,778	0:15,818	0:52,674	0:21,065	0:15,760	0:15,803	0:52,798	0:21,185	0:15,694	0:15,790	0:52,447	0:20,988	0:15,714	0:15,630
Runde 1	0:58,677	0:24,325	0:17,627	0:16,725	0:58,737	0:24,216	0:17,639	0:16,882	0:59,294	0:24,480	0:17,722	0:17,092	0:58,907	0:24,464	0:17,683	0:16,760	0:58,525	0:23,745	0:17,919	0:16,861
Runde 2	0:55,160	0:22,096	0:16,462	0:16,602	0:55,369	0:22,072	0:16,510	0:16,787	0:55,503	0:22,668	0:16,466	0:16,369	0:54,938	0:22,134	0:16,316	0:16,488	0:59,137	0:21,970	0:16,393	0:20,774
Runde 3	0:54,650	0:21,963	0:16,427	0:16,260	0:55,432	0:21,976	0:16,901	0:16,555	0:55,840	0:21,642	0:16,478	0:17,720	0:55,416	0:21,850	0:16,718	0:16,848	0:55,470	0:22,577	0:16,510	0:16,383
Runde 4	0:53,649	0:21,577	0:16,104	0:15,968	0:54,366	0:21,820	0:16,445	0:16,101	0:54,958	0:22,432	0:16,360	0:16,166	0:54,106	0:21,720	0:16,238	0:16,148	0:54,573	0:21,682	0:16,517	0:16,374
Runde 5	0:53,422	0:21,360	0:16,041	0:16,021	0:53,753	0:21,537	0:16,196	0:16,020	0:53,618	0:21,458	0:16,079	0:16,081	0:53,656	0:21,532	0:16,115	0:16,009	0:53,394	0:21,438	0:16,107	0:15,849
Runde 6	0:53,209	0:21,367	0:15,939	0:15,903	0:54,097	0:21,847	0:16,140	0:16,110	0:53,164	0:21,388	0:15,900	0:15,876	0:53,692	0:21,572	0:16,150	0:15,970	0:53,480	0:21,558	0:16,019	0:15,903
Runde 7	0:52,954	0:21,258	0:15,908	0:15,788	0:53,277	0:21,374	0:16,033	0:15,870	0:52,898	0:21,246	0:15,849	0:15,803	0:53,335	0:21,504	0:15,987	0:15,844	0:53,170	0:21,169	0:16,226	0:15,775
Runde 8	0:52,718	0:21,186	0:15,804	0:15,728	0:53,333	0:21,268	0:16,137	0:15,928	0:53,151	0:21,202	0:15,913	0:16,036	0:53,779	0:21,384	0:16,341	0:16,054	0:52,664	0:21,059	0:15,788	0:15,817
Runde 9	0:53,110	0:21,270	0:15,996	0:15,844	0:52,903	0:21,213	0:15,872	0:15,818	0:53,034	0:21,260	0:15,914	0:15,860	0:53,451	0:21,310	0:16,208	0:15,933	0:52,663	0:21,090	0:15,783	0:15,790
Runde 10	0:52,974	0:21,231	0:15,830	0:15,913	0:52,787	0:21,153	0:15,787	0:15,847	0:52,674	0:21,065	0:15,777	0:15,832	0:52,798	0:21,186	0:15,822	0:15,790	0:52,447	0:21,101	0:15,716	0:15,630
Runde 11	0:54,462	0:21,259	0:15,905	0:17,298	0:54,173	0:21,137	0:15,778	0:17,258	0:53,827	0:21,150	0:15,760	0:16,917	0:53,672	0:21,185	0:15,694	0:16,793	0:53,523	0:20,988	0:15,714	0:16,821

DEUTSCHE KART-MEISTERSCHAFT

Round 4: 02 - 04 / 08 / 2019

KARTING GENK (BEL)

DMSB

DMSB RegNr 166/19

R 1 DKM (OK) Heat 1 B < > C

Die schnellsten Zeiten

Ort	Nr. Fahrername	Zeit	Streckenl.	Ø Speed
Ziel	20 Øgaard, Sebastian	0:52,447	1360 m	93,4 km/h
Sektion 1	20 Øgaard, Sebastian	0:20,988	548 m	94,0 km/h
Sektion 2	16 Griggs, Luca	0:15,610	366 m	84,4 km/h
Sektion 3	20 Øgaard, Sebastian	0:15,630	446 m	102,7 km/h

	Snr. 10 Ried, Jonas DEU Solgat Motorsport		Snr. 43 Wiskirchen, Moritz DEU TB Racing Team		Snr. 16 Griggs, Luca GBR Kartshop Ampfing		Snr. 8 Liwinski, David MLD BIREL ART RACING KSW		Snr. 48 Kramer, Pablo DEU Valier Motorsport							
	theoretisch mögliche Bestzeit	Ziel	theoretisch mögliche Bestzeit	Ziel	theoretisch mögliche Bestzeit	Ziel	theoretisch mögliche Bestzeit	Ziel	theoretisch mögliche Bestzeit	Ziel						
best	0:52,758	0:21,229	0:15,757	0:15,751	0:52,986	0:21,245	0:15,712	0:15,701	0:52,918	0:21,324	0:15,847	0:15,744	0:58,922	0:24,429	0:17,554	0:16,939
Runde 1	1:00,502	0:25,198	0:17,908	0:17,396	0:58,582	0:24,357	0:17,580	0:16,645	1:00,864	0:24,079	0:19,416	0:17,369	0:58,922	0:24,429	0:17,554	0:16,939
Runde 2	0:55,480	0:22,319	0:16,671	0:16,490	0:54,906	0:22,062	0:16,319	0:16,525	0:56,266	0:22,405	0:17,441	0:16,420	0:55,793	0:22,814	0:16,538	0:16,441
Runde 3	0:54,908	0:21,964	0:16,320	0:16,624	0:56,706	0:21,950	0:16,777	0:17,979	0:54,382	0:21,874	0:16,251	0:16,257	0:55,762	0:21,761	0:16,289	0:17,712
Runde 4	0:55,147	0:22,321	0:16,486	0:16,340	0:54,640	0:22,060	0:16,376	0:16,204	0:55,191	0:22,724	0:16,415	0:16,052	0:56,555	0:23,101	0:16,718	0:16,736
Runde 5	0:53,923	0:21,722	0:16,164	0:16,037	0:54,083	0:21,546	0:16,195	0:16,342	0:53,975	0:21,814	0:16,163	0:15,998	0:54,158	0:21,700	0:16,385	0:16,073
Runde 6	0:53,470	0:21,503	0:15,988	0:15,979	0:53,609	0:21,491	0:16,172	0:15,946	0:53,578	0:21,745	0:15,950	0:15,883	0:53,317	0:21,395	0:16,066	0:15,856
Runde 7	0:53,286	0:21,414	0:15,881	0:15,991	0:53,274	0:21,428	0:16,000	0:15,846	0:55,107	0:21,299	0:16,995	0:16,813	0:54,545	0:21,324	0:16,372	0:16,849
Runde 8	0:53,199	0:21,292	0:15,812	0:16,095	0:53,211	0:21,284	0:16,050	0:15,877	0:53,433	0:21,583	0:15,974	0:15,876	0:53,928	0:21,559	0:16,221	0:16,148
Runde 9	0:52,942	0:21,278	0:15,829	0:15,835	0:52,986	0:21,335	0:15,834	0:15,817	0:52,819	0:21,213	0:15,819	0:15,787	0:53,389	0:21,326	0:16,265	0:15,798
Runde 10	0:52,758	0:21,229	0:15,778	0:15,751	0:53,004	0:21,489	0:15,814	0:15,701	0:52,730	0:21,211	0:15,748	0:15,771	0:52,918	0:21,327	0:15,847	0:15,744
Runde 11	0:53,447	0:21,248	0:15,757	0:16,442	0:54,015	0:21,245	0:15,712	0:17,058	0:52,972	0:21,100	0:15,716	0:16,156	0:53,614	0:21,349	0:16,002	0:16,263



DKM

DEUTSCHE KART-MEISTERSCHAFT



Round 4: 02 - 04 / 08 / 2019

KARTING GENK (BEL)





DMSB RegNr 166/19

R 1 DKM (OK) Heat 1 B < > C

Die schnellsten Zeiten

Ort	Nr. Fahrername	Zeit	Streckenl.	ø Speed
Ziel	20 Øgaard, Sebastian	0:52,447	1360 m	93,4 km/h
Sektion 1	20 Øgaard, Sebastian	0:20,988	548 m	94,0 km/h
Sektion 2	16 Griggs, Luca	0:15,610	366 m	84,4 km/h
Sektion 3	20 Øgaard, Sebastian	0:15,630	446 m	102,7 km/h

	Snr.30 Holzem,Juliano DEU Lanari Racing Team		Snr.41 Meyer Hansen,Mikkel DNK Racing Motor DK		Snr.18 Rosam,Max DEU TR Motorsport		Snr.45 Keistrup,Georg SWE TK Racing		Snr.12 Knopp,Josef CZE TB Racing Team	
	theoretisch mögliche Bestzeit	0:52,863	theoretisch mögliche Bestzeit	0:53,014	theoretisch mögliche Bestzeit	0:53,266	theoretisch mögliche Bestzeit	0:53,059	theoretisch mögliche Bestzeit	0:53,137
	Ziel	Sektion 1 Sektion 2 Sektion 3	Ziel	Sektion 1 Sektion 2 Sektion 3	Ziel	Sektion 1 Sektion 2 Sektion 3	Ziel	Sektion 1 Sektion 2 Sektion 3	Ziel	Sektion 1 Sektion 2 Sektion 3
best	0:52,863	0:21,285 0:15,778 0:15,800	0:53,061	0:21,238 0:15,903 0:15,873	0:53,291	0:21,393 0:15,921 0:15,952	0:53,314	0:21,320 0:15,868 0:15,871	0:53,235	0:21,280 0:15,965 0:15,892
Runde 1	1:00,515	0:25,167 0:18,323 0:17,025	1:00,488	0:24,643 0:18,761 0:17,084	1:01,624	0:24,738 0:18,997 0:17,889	1:00,373	0:24,751 0:18,428 0:17,194	1:03,239	0:25,822 0:19,529 0:17,888
Runde 2	0:56,185	0:22,451 0:17,214 0:16,520	0:55,716	0:22,453 0:16,687 0:16,576	0:55,301	0:22,322 0:16,581 0:16,398	0:56,773	0:22,289 0:17,311 0:17,173	0:56,008	0:22,461 0:16,692 0:16,855
Runde 3	0:54,717	0:22,030 0:16,358 0:16,329	0:55,320	0:22,548 0:16,527 0:16,245	0:55,216	0:22,172 0:16,695 0:16,349	0:55,159	0:22,312 0:16,608 0:16,239	0:55,093	0:22,426 0:16,444 0:16,223
Runde 4	0:56,229	0:22,728 0:17,297 0:16,204	0:55,347	0:22,216 0:16,851 0:16,280	0:55,216	0:21,697 0:17,275 0:16,244	0:56,516	0:21,924 0:18,344 0:16,248	0:55,595	0:21,669 0:17,524 0:16,402
Runde 5	0:53,753	0:21,529 0:16,127 0:16,097	0:53,820	0:21,623 0:16,125 0:16,072	0:53,922	0:21,701 0:16,113 0:16,108	0:53,706	0:21,734 0:16,018 0:15,954	0:53,781	0:21,658 0:16,105 0:16,018
Runde 6	0:53,407	0:21,476 0:16,031 0:15,900	0:53,443	0:21,397 0:16,091 0:15,955	0:53,575	0:21,539 0:15,990 0:16,046	0:53,385	0:21,384 0:15,920 0:16,081	0:53,239	0:21,363 0:15,984 0:15,892
Runde 7	0:54,172	0:21,298 0:16,299 0:16,575	0:54,085	0:21,354 0:16,064 0:16,667	0:53,511	0:21,395 0:16,104 0:16,012	0:53,495	0:21,320 0:16,149 0:16,026	0:53,235	0:21,280 0:15,967 0:15,988
Runde 8	0:53,914	0:21,496 0:16,272 0:16,146	0:53,890	0:21,583 0:16,159 0:16,148	0:53,765	0:21,457 0:16,165 0:16,143	0:54,028	0:21,738 0:16,153 0:16,137	0:53,625	0:21,473 0:16,073 0:16,079
Runde 9	0:53,438	0:21,465 0:16,018 0:15,955	0:53,663	0:21,433 0:16,257 0:15,973	0:53,732	0:21,493 0:16,287 0:15,952	0:53,574	0:21,720 0:15,983 0:15,871	0:53,688	0:21,732 0:16,045 0:15,911
Runde 10	0:52,863	0:21,285 0:15,778 0:15,800	0:53,061	0:21,285 0:15,903 0:15,873	0:53,291	0:21,400 0:15,921 0:15,970	0:53,314	0:21,507 0:15,868 0:15,939	0:53,300	0:21,419 0:15,965 0:15,916
Runde 11	0:54,004	0:21,705 0:16,113 0:16,186	0:53,727	0:21,288 0:16,085 0:16,404	0:53,592	0:21,393 0:15,963 0:16,236	0:53,845	0:21,367 0:16,066 0:16,412	0:54,214	0:21,441 0:16,562 0:16,211

DEUTSCHE KART-MEISTERSCHAFT

Round 4: 02 - 04 / 08 / 2019

KARTING GENK (BEL)

DMSB




DMSB RegNr 166/19

R 1 DKM (OK) Heat 1 B < > C

Die schnellsten Zeiten

Ort	Nr. Fahrername	Zeit	Streckenl.	Ø Speed
Ziel	20 Øgaard, Sebastian	0:52,447	1360 m	93,4 km/h
Sektion 1	20 Øgaard, Sebastian	0:20,988	548 m	94,0 km/h
Sektion 2	16 Griggs, Luca	0:15,610	366 m	84,4 km/h
Sektion 3	20 Øgaard, Sebastian	0:15,630	446 m	102,7 km/h


	Snr.29 Holzem,Sandro DEU Lanari Racing Team theoretisch mögliche Bestzeit 0:53,036	Snr.37 Degnbol,Noah DNK RS Competition theoretisch mögliche Bestzeit 0:53,200	Snr.33 Fagone,Alessio CHE Innovate Competition theoretisch mögliche Bestzeit 0:53,566	Snr.70 Santiago,Ramos MEX DR SRL theoretisch mögliche Bestzeit 0:53,258	Snr.9 Boeriswyj,Alain CHE Kartteam Meier GmbH theoretisch mögliche Bestzeit 0:53,715
best	Ziel 0:53,072	Ziel 0:53,243	Ziel 0:53,596	Ziel 0:53,277	Ziel 0:53,837
Runde 1	1:00,085	1:01,774	1:02,279	1:01,638	1:01,783
Runde 2	0:55,866	0:55,374	0:56,396	0:55,800	0:56,193
Runde 3	0:54,555	0:54,907	0:54,943	0:54,508	0:54,824
Runde 4	0:55,530	0:59,283	0:55,529	0:57,874	0:55,847
Runde 5	0:54,154	0:54,444	0:54,700	0:54,474	0:54,583
Runde 6	0:53,304	0:53,695	0:54,122	0:54,305	0:54,065
Runde 7	0:54,622	0:53,470	0:53,692	0:53,718	0:53,952
Runde 8	0:54,458	0:53,937	0:53,900	0:53,588	0:54,634
Runde 9	0:54,772	0:53,469	0:53,679	0:53,778	0:53,943
Runde 10	0:53,072	0:53,243	0:53,596	0:53,277	0:53,837
Runde 11	0:54,142	0:53,792	0:54,355	0:54,194	0:54,250
	0:21,320	0:21,656	0:22,033	0:21,429	0:21,621
	0:16,503	0:16,199	0:16,059	0:16,196	0:16,057
	0:16,319	0:15,937	0:16,263	0:16,569	0:16,572
	0:16,893	0:17,482	0:17,653	0:17,888	0:18,271
	0:16,252	0:16,502	0:16,728	0:16,672	0:16,663
	0:16,303	0:16,386	0:16,519	0:16,433	0:16,417
	0:16,239	0:16,224	0:16,290	0:16,290	0:16,396
	0:16,075	0:16,239	0:16,262	0:16,520	0:17,318
	0:15,940	0:16,357	0:16,467	0:16,211	0:16,276
	0:16,585	0:16,048	0:16,176	0:16,293	0:16,167
	0:16,587	0:15,954	0:16,010	0:16,180	0:16,165
	0:15,927	0:16,076	0:16,040	0:16,116	0:16,191
	0:15,876	0:15,572	0:16,064	0:16,054	0:16,129
	0:15,840	0:15,969	0:16,017	0:16,071	0:16,105
	0:16,319	0:15,937	0:16,059	0:16,263	0:16,105

DEUTSCHE KART-MEISTERSCHAFT

Round 4: 02 - 04 / 08 / 2019

KARTING GENK (BEL)






DMSB RegNr 166/19

R 1 DKM (OK) Heat 1 B < > C

Die schnellsten Zeiten

Ort	Nr. Fahrername	Zeit	Streckenl.	Ø Speed
Ziel	20 Øgaard, Sebastian	0:52,447	1360 m	93,4 km/h
Sektion 1	20 Øgaard, Sebastian	0:20,988	548 m	94,0 km/h
Sektion 2	16 Griggs, Luca	0:15,610	366 m	84,4 km/h
Sektion 3	20 Øgaard, Sebastian	0:15,630	446 m	102,7 km/h

	Smr.65 Kölschbach, Carl Louis DEU Achim Kölschbach theoretisch mögliche Bestzeit 0:53,383	Smr.15 Bönighausen, Colin Jamie DEU TB Racing Team theoretisch mögliche Bestzeit 0:53,022	Smr.27 Born, Miklas CHE Innovate Competition theoretisch mögliche Bestzeit 0:54,398	Ziel	Sektion 1	Sektion 2	Sektion 3	Ziel	Sektion 1	Sektion 2	Sektion 3	
best	0:53,419	0:21,410	0:15,991	0:15,982	0:53,022	0:21,333	0:15,907	0:15,782	0:54,666	0:21,772	0:16,292	0:16,334
Runde 1	1:01,586	0:24,840	0:19,183	0:17,563	1:03,797	0:24,692	0:20,431	0:18,674	1:00,101	0:24,790	0:17,985	0:17,326
Runde 2	0:55,519	0:22,471	0:16,619	0:16,429	0:56,002	0:22,771	0:16,830	0:16,401	0:55,705	0:22,323	0:16,726	0:16,656
Runde 3	0:55,124	0:22,155	0:16,684	0:16,285	0:54,600	0:21,951	0:16,520	0:16,129	0:54,666	0:21,772	0:16,292	0:16,602
Runde 4	1:20,193	0:21,797	0:41,154	0:17,242	0:55,248	0:21,719	0:17,115	0:16,414	0:55,179	0:22,323	0:16,522	0:16,334
Runde 5	0:56,482	0:23,302	0:16,705	0:16,475	0:53,910	0:21,788	0:16,124	0:15,998				
Runde 6	0:54,351	0:21,877	0:16,317	0:16,157	0:53,284	0:21,441	0:15,979	0:15,864				
Runde 7	0:53,814	0:21,620	0:16,120	0:16,074	0:53,022	0:21,333	0:15,907	0:15,782				
Runde 8	0:53,581	0:21,456	0:16,084	0:16,091	0:53,463	0:21,401	0:16,140	0:15,922				
Runde 9	0:53,419	0:21,413	0:16,024	0:15,982	0:53,812	0:21,789	0:16,167	0:15,856				
Runde 10	0:54,155	0:21,410	0:15,991	0:16,754								
Runde 11	0:55,901	0:22,032	0:16,453	0:17,416								

DEUTSCHE KART-MEISTERSCHAFT

Round 4: 02 - 04 / 08 / 2019

KARTING GENK (BEL)

DMSB RegNr 166/19

Groups DKM (OK)

Group A

Pos.	Stnr No.	Fahrer Driver	Nation	Bewerber Sponsor	Nation
1	1	THOMPSON, Harry	GBR	Ricky Flynn Motorsport	GBR
4	60	PAUWELS, Kobe	DEU	CV Performance Group	DEU
7	34	ARNOLD, Felix	DEU	TB Racing Team	DEU
10	21	VAN VARK, Lars	NLD	TB Racing Team	DEU
13	38	FRIS, Julie	DNK	TK Racing	DNK
16	4	HAVORKORT, Kas	NLD	CRG Keizer racing	NLD
19	25	WEIMANN, Jule	DEU	Solgat Motorsport	DEU
22	7	TRÖGER, Nils	DEU	CRG Keizer racing	NLD
25	6	HANTKE, Nico	DEU	3G Racing	DEU
28	31	BELHOCINE, Sebastien	CZE	Srnadel Motorsport	CZE
31	24	LAGROTTERIA, Antonio	CHE	Innovate Competition	CHE
34	39	BRADAL, Rasmus	DNK	RS Competition	DNK
37	52	MARSCHALKOWSKI, Jan	DEU	Lanari Racing Team	DEU
40	54	DI PRIMA, Livio	CHE	Solgat Motorsport	DEU
43	50	PTÁČKOVÁ, Sona	CZE	Kartshop Ampling	DEU

Group B

Pos.	Stnr No.	Fahrer Driver	Nation	Bewerber Sponsor	Nation
2	14	DÖRR, Ben	DEU	TB Racing Team	DEU
5	20	ÖGAARD, Sebastian	DNK	Ward Racing	SWE
8	8	LIWINSKI, David	NLD	BIRELART RACING KSW	AUT
11	84	TRANVSANUTTO, Lorenzo	ITA	CV Performance Group	DEU
14	36	ANDERRÜTI, Leandro	CHE	RS Schumacher Racing Team	DEU
17	99	BUUS, Bastian	DNK	RS Competition	DNK
20	12	KNOPP, Josef	CZE	TB Racing Team	DEU
23	30	HOLZEM, Juliano	DEU	Lanari Racing Team	DEU
26	17	FÜNGELING, Luke Brandon	DEU	Valier Motorsport	DEU
29	27	BORN, Miklas	CHE	Innovate Competition	CHE
32	15	BÖNINGHAUSEN, Colin Jamie	DEU	TB Racing Team	DEU
35	65	KÖLSCHBACH, Carl Louis	DEU	Achim Kölschbach	DEU
38	33	FAGONE, Alessio	CHE	Innovate Competition	CHE
41	18	ROSAM, Max	DEU	TR Motorsport	DEU

Group C

Pos.	Stnr No.	Fahrer Driver	Nation	Bewerber Sponsor	Nation
3	2	SASSE, Hugo	DEU	TB Racing Team	DEU
6	11	MESCH, Joel	DEU	TB Racing Team	DEU
9	16	GRIIGGS, Luca	GBR	Kartshop Ampling	DEU
12	28	O'DEY, Levi	DEU	RS Schumacher Racing Team	DEU
15	13	TAUSCHER, Alexander	DEU	Junior TEAM75	DEU
18	10	RIED, Jonas	DEU	Solgat Motorsport	DEU
21	48	KRAMER, Pablo	DEU	Valier Motorsport	DEU
24	43	WISKIRCHEN, Moritz	DEU	TB Racing Team	DEU
27	37	DEGNBOL, Noah	DNK	RS Competition	DNK
30	45	KELSTRUP, Georg	SWE	TK Racing	DNK
33	29	HOLZEM, Sandro	DEU	Lanari Racing Team	DEU
36	70	SANTIAGO, Ramos	MEX	DR SRL	ITA
39	41	MEYER HANSEN, Mikkel	DNK	Racing Motor DK	DNK
42	9	BAERISWYL, Alain	CHE	Kartteam Meier GmbH	CHE

Renntleitung: Volker Ehekircher Racedirektor: Horst Seide
 Sportkommissare: Nikolas Spoderna / Ulrich Bell / Hans-Wilhi Baumgartel
 Techn. Kommissare: Hans-Jürgen Dongars / M. Grasshoff / C. Schmidt / J.Lawinger / K.L. Ruzczynski / H.-W. Schäfer / A.Sengpic
 Zeitnahme: KART-DATA timing service Franz Schiesler

Ranking Qualifying Practice DKM (OK)

Strecke / track: 1360m
 started: 43 classified: 43 not classified: 0

Pos	Str. Nr.	Fahrer Driver	Nation	Bewerber / Sponsor	Nation	Lizenz R-Lizenz	Chassis / Motor / Reifen	Rn. Laps	schnellste Zeit fastest Lap	Abstand Gap	Lauf Heat	Rn. Lu	Zeit Time
1	1	THOMPSON, Harry	GBR	Ricky Flynn Motorsport	GBR	265302 162392	FA Kart / Vortex / Vega	6	0:51,777		1	6	0:51,777
2	14	DÖRR, Ben	DEU	TB Racing Team	DEU	IKCR1162845 KBF1116906 IKC1147248	KR / IAME / Vega	5	0:51,785	0:00,008	2	5	0:51,785
3	2	SASSE, Hugo	DEU	TB Racing Team	DEU	KBF1116906	Kart Republic / IAME / Vega	5	0:51,812	0:00,027	1	5	0:51,812
4	60	PAUWELS, Kobe	BEL	CV Performance Group	DEU	970066 KBF1141781	KR / IAME / Vega	6	0:51,824	0:00,012	1	6	0:51,824
5	20	ÖGAARD, Sebastian	DNK	Ward Racing	SWE	55995 102	Tony Kart / Vortex / Vega	6	0:51,835	0:00,011	1	6	0:51,835
6	11	MESCH, Joel	DEU	TB Racing Team	DEU	IKC1179312 KBF1116906	KR / IAME / Vega	6	0:51,905	0:00,070	2	6	0:51,905
7	34	ARNOLD, Felix	DEU	TB Racing Team	DEU	IKA1138542 KBF1116906	KR / IAME / Vega	6	0:51,932	0:00,027	2	6	0:51,932
8	8	LIWINSKI, David	NLD	BIREL ART RACING KSW	AUT	35786 BK102	Birel Art / IAME / Vega	5	0:51,995	0:00,063	1	5	0:51,995
9	16	GRIGGS, Luca	GBR	Kartshop Ampling	DEU	298405 KBF108764	Tony Kart / TM / Vega	6	0:52,042	0:00,047	1	6	0:52,042
10	21	VAN VARK, Lars	NLD	TB Racing Team	DEU	36980 KBF1116906	KR / IAME / Vega	6	0:52,089	0:00,047	2	6	0:52,089
11	84	TRAVISANUTTO, Lorenzo	ITA	CV Performance Group	DEU	297876 KBF1141781	KR / IAME / Vega	5	0:52,107	0:00,018	1	5	0:52,107
12	28	O' DEY, Levi	DEU	RS Schumacher Racing Team	DEU	TKC1164486 KBF1067587	Praga / TM / Vega	6	0:52,131	0:00,024	2	6	0:52,131
13	38	FRIIS, Julie	DNK	TK Racing	DNK	41614 52208	FA Kart / TM / Vega	6	0:52,131		2	6	0:52,131
14	36	ANDERRÜTI, Leandro	CHE	RS Schumacher Racing Team	DEU	500211 KBF1067587	IPK-Praga / TM / Vega	6	0:52,132	0:00,001	1	6	0:52,132
15	13	TAUSCHER, Alexander	DEU	Junior TEAM75	DEU	TKC1162751 KBF1154079	Kart Republic / IAME / Vega	6	0:52,139	0:00,007	1	6	0:52,139
16	4	HAVERTKORT, Kas	NLD	CRG Keijzer racing	NLD	36154 28613	CRG / TM / Vega	6	0:52,166	0:00,027	2	6	0:52,166
17	99	BUUS, Bastian	DNK	RS Competition	DNK	59991 36053	Tony Kart / Vortex / Vega	6	0:52,181	0:00,015	2	6	0:52,181
18	10	RIED, Jonas	DEU	Solgat Motorsport	DEU	TKC1167354 KBF1079882	Birel Art / TM / Vega	6	0:52,227	0:00,046	1	6	0:52,227
19	25	WEIMANN, Jule	DEU	Solgat Motorsport	DEU	TKC1159312 KBF1079882	Birel Art / TM / Vega	7	0:52,254	0:00,027	2	7	0:52,254
20	12	KNOPP, Josef	CZE	TB Racing Team	DEU	19AS0120 KBF1116906	KR / IAME / Vega	6	0:52,272	0:00,018	2	6	0:52,272
21	48	KRAMER, Pablo	DEU	Valier Motorsport	DEU	IKC1151454 KBF1063735	SODI / IAME / Vega	6	0:52,275	0:00,003	2	6	0:52,275
22	7	TRÖGER, Niels	DEU	CRG Keijzer racing	NLD	TKC1139697 28613	CRG / TM / Vega	6	0:52,287	0:00,012	1	6	0:52,287
23	30	HOLZEM, Juliano	DEU	Lanari Racing Team	DEU	TKC1195324 KBF1159049	Kart Republic / Parilla / Vega	6	0:52,295	0:00,008	1	6	0:52,295
24	43	WISKIRCHEN, Moritz	DEU	TB Racing Team	DEU	IKC1173296 KBF1116906	KR / IAME / Vega	6	0:52,336	0:00,041	2	6	0:52,336
25	6	HANTKE, Nico	DEU	3G Racing	DEU	IKC1145936 KBF1164077	Tony Kart / IAME / Vega	6	0:52,340	0:00,004	2	6	0:52,340
26	17	FÜNGELING, Luke Brandon	DEU	Valier Motorsport	DEU	TKC1136804 KBF1063735	KR / IAME / Vega	6	0:52,347	0:00,007	1	6	0:52,347
27	37	DEGNBOL, Noah	DNK	RS Competition	DNK	65659 36053	Tony Kart / Vortex / Vega	6	0:52,354	0:00,007	1	6	0:52,354
28	31	BELHOCINE, Sebastien	CZE	Strnadl Motorsport	CZE	19AS0129 18AT01511	KR / IAME / Vega	6	0:52,431	0:00,077	1	6	0:52,431
29	27	BORN, Miklas	CHE	Innovate Competition	CHE	505145 500033	Exprit / IAME / Vega	6	0:52,434	0:00,003	1	6	0:52,434
30	45	KELSTRUP, Georg	SWE	TK Racing	DNK	200407023051 52208	FA Kart / TM / Vega	6	0:52,439	0:00,005	1	6	0:52,439
31	24	LAGROTTERIA, Antonio	CHE	Innovate Competition	CHE	500236 500033	Exprit / Iame / Vega	6	0:52,447	0:00,008	2	6	0:52,447
32	15	BÖNIGHAUSEN, Colin Jamie	DEU	TB Racing Team	DEU	IKCR1179397 KBF1116906	KR / IAME / Vega	6	0:52,450	0:00,003	1	6	0:52,450
33	29	HOLZEM, Sandro	DEU	Lanari Racing Team	DEU	TKC1195322 KBF1159049	Kart Republic / Parilla / Vega	6	0:52,493	0:00,043	1	6	0:52,493
34	39	BRADAL, Rasmus	DNK	RS Competition	DNK	39340 36053	Tony Kart / Vortex / Vega	6	0:52,504	0:00,011	1	6	0:52,504
35	65	KÖLSCHBACH, Carl Louis	DEU	Achim Kölschbach	DEU	IKC1172727 BEK1194935	SODI / Vortex / Vega	6	0:52,554	0:00,050	1	6	0:52,554
36	70	SANTIAGO, Ramos	MEX	DR SRL	ITA	0501 296449	DR / MODENA ENGINE / Vega	6	0:52,561	0:00,007	2	6	0:52,561
37	52	MARSCHALKOWSKI, Jan	DEU	Lanari Racing Team	DEU	TKC1147536 KBF1159049	KR / IAME / Vega	6	0:52,749	0:00,188	2	6	0:52,749
38	33	FAGONE, Alessio	CHE	Innovate Competition	CHE	500226 500033	Tony Kart / IAME / Vega	7	0:52,757	0:00,008	2	7	0:52,757
39	41	MEYER HANSEN, Mikkel	DNK	Racing Motor DK	DNK	36477 03587	Kali Kart / TM / Vega	6	0:52,774	0:00,017	2	6	0:52,774
40	54	DI PRIMA, Livio	CHE	Solgat Motorsport	DEU	500266 KBF1079882	Birel Art / IAME / Vega	6	0:52,875	0:00,101	2	6	0:52,875
41	18	ROSAM, Max	DEU	TR Motorsport	DEU	TKC1162236 KBF1080519	Jesolo / TM / Vega	7	0:53,126	0:00,251	2	7	0:53,126
42	9	BAERISWYL, Alain	CHE	Kartteam Meier GmbH	CHE	500344 500008	DR / Rexion / Vega	6	0:53,515	0:00,389	1	6	0:53,515
43	50	PTÁČKOVÁ, Sonja	CZE	Kartshop Ampling	DEU	19AS0121 KBF1108764	Kosmik / IAME / Vega	7	0:53,807	0:00,292	2	7	0:53,807

Renntleitung: Volker Ehekircher Racedirektor: Horst Seidel

Sportkommissare: Nikolas Spaderna / Ulrich Bell / Hans-Willi Baumgarten

Techn. Kommissare: Hans-Jürgen Dangers / M. Grasshoff / C. Schmidt / J. Lawinger / K.L. Ruszczynski / H.-W. Schäfer / A. Sengpiel

Ranking Qualifying Practice DKM (DK)

Strecke / track: 1360m

started: 43 classified: 43 not classified: 0

Pos	Str. Nr.	Fahrer Driver	Nation	Bewerber / Sponsor	Nation	Lizenz R-Lizenz	Chassis / Motor / Reifen	Nr. Laps	schnellste Zeit fastest Lap	Abstand Gap	Lauf Heat	Nr. Lu	Zeit Time
-----	----------	---------------	--------	--------------------	--------	-----------------	--------------------------	----------	-----------------------------	-------------	-----------	--------	-----------

Zeitnahme: KART-DATA timing service Franz Schieszler

Qualifying practice DKM (OK) Group 2

Strecke / track: 1360m
 started: 21 classified: 21 not classified: 0





Pos	Str. Nr.	Fahrer / Driver	Nation	Bewerber / Sponsor	Nation	Lizenz / R-Lizenz	Chassis / Motor / Reifen	Runden / Laps	Differenz	Abstand / Gap	beste Runde / best Lap	in R. / in L.	Geschw. / Speed
1	14	DÖRR, Ben	DEU	TB Racing Team	DEU	IKCR1162845 KBF1116906	KR / IAME / Vega	5			0:51,785	5	94,5 km/h
2	11	MESCH, Joel	DEU	TB Racing Team	DEU	IKC1179312 KBF1116906	KR / IAME / Vega	6	0:00,120	0:00,120	0:51,905	4	94,3 km/h
3	34	ARNOLD, Felix	DEU	TB Racing Team	DEU	IKA1138542 KBF1116906	KR / IAME / Vega	6	0:00,147	0:00,027	0:51,932	6	94,3 km/h
4	21	VAN VARK, Lars	NLD	TB Racing Team	DEU	36980 KBF1116906	KR / IAME / Vega	6	0:00,304	0:00,157	0:52,089	4	94,0 km/h
5	28	O' DEY, Levi	DEU	RS Schumacher Racing Team	DEU	IKC1164486 KBF1067587	Praga / TM / Vega	6	0:00,346	0:00,042	0:52,131	4	93,9 km/h
6	38	FRIIS, Julie	DNK	TK Racing	DNK	41614 52208	FA Kart / TM / Vega	6	0:00,346	0:00,000	0:52,131	5	93,9 km/h
7	4	HAVERKORT, Kas	NLD	CRG Keijzer racing	NLD	36154 28613	CRG / TM / Vega	6	0:00,381	0:00,035	0:52,166	6	93,9 km/h
8	99	BUUS, Bastian	DNK	RS Competition	DNK	59991 36053	Tony Kart / Vortex / Vega	6	0:00,396	0:00,015	0:52,181	4	93,8 km/h
9	25	WEIMANN, Jule	DEU	Solgat Motorsport	DEU	IKC1159312 KBF1079882	Birel Art / TM / Vega	7	0:00,469	0:00,073	0:52,254	6	93,7 km/h
10	12	KNOPP, Josef	CZE	TB Racing Team	DEU	19AS0120 KBF1116906	KR / IAME / Vega	6	0:00,487	0:00,018	0:52,272	4	93,7 km/h
11	48	KRAMER, Pablo	DEU	Valier Motorsport	DEU	IKC1151450 KBF1063735	SODI / IAME / Vega	6	0:00,490	0:00,003	0:52,275	5	93,7 km/h
12	43	WISKIRCHEN, Moritz	DEU	TB Racing Team	DEU	IKC1173298 KBF1116906	KR / IAME / Vega	6	0:00,551	0:00,061	0:52,336	5	93,5 km/h
13	6	HANTKE, Nico	DEU	3G Racing	DEU	IKC 1145936 KBF1164077	Tony Kart / IAME / Vega	6	0:00,555	0:00,004	0:52,340	3	93,5 km/h
14	24	LAGROTTERIA, Antonio	CHE	Innovate Competition	CHE	500238 500033	Exprit / Iame / Vega	6	0:00,662	0:00,107	0:52,447	4	93,4 km/h
15	70	SANTIAGO, Ramos	MEX	DR SRL	ITA	0501 296449	DR / MODENA ENGINE / Vega	6	0:00,776	0:00,114	0:52,561	5	93,1 km/h
16	52	MARSCHALKOWSKI, Jan	DEU	Lanari Racing Team	DEU	IKC1147536 KBF1159049	KR / IAME / Vega	6	0:00,964	0:00,188	0:52,749	6	92,8 km/h
17	33	FAGONE, Alessio	CHE	Innovate Competition	CHE	500228 500033	Tony Kart / IAME / Vega	7	0:00,972	0:00,008	0:52,757	5	92,8 km/h
18	41	MEYER HANSEN, Mikkel	DNK	Racing Motor DK	DNK	36477 03587	Kali Kart / TM / Vega	6	0:00,989	0:00,017	0:52,774	6	92,8 km/h
19	54	DI PRIMA, Livio	CHE	Solgat Motorsport	DEU	500260 KBF1079882	Birel Art / IAME / Vega	6	0:01,090	0:00,101	0:52,875	6	92,6 km/h
20	18	ROSAM, Max	DEU	TR Motorsport	DEU	IKC1162238 KBF1080519	Jesolo / TM / Vega	7	0:01,341	0:00,251	0:53,126	6	92,2 km/h
21	50	PTÁČKOVÁ, Sona	CZE	Kartshop Ampfing	DEU	19AS0121 KBF1108764	Kosmic / IAME / Vega	7	0:02,022	0:00,681	0:53,807	7	91,0 km/h

Rennleitung: Volker Ehekircher Racedirektor: Horst Seidel
 Sportkommissare: Nikolas Spaderna / Ulrich Bell / Hans-Willi Baumgarten
 Techn. Kommissare: Hans-Jürgen Dangers / M. Grasshoff / C. Schmidt / J. Lawinger / K.L. Ruszczynski / H.-W. Schäfer / A. Sengpiel
 Zeitnahme: KART-DATA timing service Franz Schieszler

Zeitnahme / timekeeping

control *Schieszler*
 Franz Schieszler


freigegeben: 10:58:27

DEUTSCHE KART-MEISTERSCHAFT

Round 4: 02 - 04 / 08 / 2019

KARTING GENK (BEL)




DMSB

DMSB RegNr 166/19

Qualifying practice DKM (OK) Group 2

Fahrername Driver	Dörr Ben	Mesch Joel	Arnold Felix	Van Vark Lars	O´dey Levi	Friis Julie	Haverkort Kas	Buus Bastian	Weimann Jule	Knopp Josef	Kramer Pablo	Wiskirchen Moritz
schleunigste Runde in Runde	0:51,785 Rn. 5	0:51,905 Rn. 4	0:51,932 Rn. 6	0:52,089 Rn. 4	0:52,131 Rn. 4	0:52,131 Rn. 5	0:52,166 Rn. 6	0:52,181 Rn. 4	0:52,254 Rn. 6	0:52,272 Rn. 4	0:52,275 Rn. 5	0:52,336 Rn. 5
Speed	94,5 km/h	94,3 km/h	94,3 km/h	94,0 km/h	93,9 km/h	93,9 km/h	93,9 km/h	93,8 km/h	93,7 km/h	93,7 km/h	93,7 km/h	93,5 km/h
Lap 1	0:56,671	0:57,503	0:57,677	0:56,784	0:59,169	0:55,885	0:56,670	0:57,052	1:11,927	0:57,753	0:57,488	0:57,400
Lap 2	0:52,458	0:53,079	0:52,803	0:52,862	0:53,294	0:53,085	0:53,308	0:53,584	0:54,986	0:52,929	0:54,067	0:53,100
Lap 3	0:51,939	0:52,250	0:52,149	0:52,220	0:52,346	0:52,391	0:52,498	0:52,306	0:53,345	0:52,699	0:52,754	0:52,470
Lap 4	0:51,895	0:51,905	0:51,993	0:52,089	0:52,131	0:52,268	0:52,213	0:52,181	0:52,630	0:52,272	0:52,404	0:52,416
Lap 5	0:51,785	0:52,026	0:52,046	0:52,359	0:52,151	0:52,131	0:52,350	0:52,234	0:52,400	0:52,353	0:52,275	0:52,336
Lap 6		0:52,093	0:51,932	0:52,262	0:52,350	0:52,166	0:52,166	0:52,217	0:52,254	0:52,768	0:52,387	0:52,441
Lap 7									0:52,387			





DEUTSCHE KART-MEISTERSCHAFT


Round 4: 02 - 04 / 08 / 2019

KARTING GENK (BEL)

DMSB RegNr 166/19

Qualifying practice DKM (OK) Group 2





Fahrername Driver	Hamke Nico	Lagrotteria Antonio	Santiago Ramos	Marschalkowski Jan	Fagone Alessio	Meyer Hansen Mikkel	Di Prima Livio	Rosam Max	Prácková Sona
schnellste Runde in Runde	0:52,340 Rn. 3	0:52,447 Rn. 4	0:52,561 Rn. 5	0:52,749 Rn. 6	0:52,757 Rn. 5	0:52,774 Rn. 6	0:52,875 Rn. 6	0:53,126 Rn. 6	0:53,807 Rn. 7
Speed	93,5 km/h	93,4 km/h	93,1 km/h	92,8 km/h	92,8 km/h	92,8 km/h	92,6 km/h	92,2 km/h	91,0 km/h
Lap 1	0:58,551	0:58,268	0:57,268	0:58,795	0:59,907	1:00,574	1:01,282	1:04,824	1:10,376
Lap 2	0:52,841	0:53,413	0:53,298	0:53,855	0:57,042	0:55,306	0:55,342	0:55,582	0:56,060
Lap 3	<u>0:52,340</u>	0:52,822	0:52,565	0:53,191	0:53,350	0:53,304	0:53,170	0:53,553	0:54,903
Lap 4	0:52,403	<u>0:52,447</u>	0:52,837	0:52,825	0:53,647	0:52,806	0:53,039	0:53,163	0:53,970
Lap 5	0:52,489	0:52,807	<u>0:52,561</u>	0:52,896	<u>0:52,757</u>	0:53,139	0:52,913	0:53,131	0:57,918
Lap 6	0:52,403	0:52,663	0:52,742	<u>0:52,749</u>	0:53,282	<u>0:52,774</u>	<u>0:52,875</u>	<u>0:53,126</u>	0:55,161
Lap 7					0:52,847			0:53,312	<u>0:53,807</u>



DMSB RegNr 166/19

Qualifying practice DKM (OK) Group 2


Ziel		Sektion 1		Sektion 2		Sektion 3	
Fahrername	Zeit	Fahrername	Zeit	Fahrername	Zeit	Fahrername	Zeit
1 14 Dörr,Ben	0:51,785	14 Dörr,Ben	0:20,789	14 Dörr,Ben	0:15,492	14 Dörr,Ben	0:15,477
2 11 Mesch,Joel	0:51,905	34 Arnold,Felix	0:20,828	34 Arnold,Felix	0:15,528	11 Mesch,Joel	0:15,496
3 34 Arnold,Felix	0:51,932	11 Mesch,Joel	0:20,845	38 Friis,Julie	0:15,533	21 Van Vark,Lars	0:15,535
4 21 Van Vark,Lars	0:52,089	28 O´dey,Levi	0:20,883	11 Mesch,Joel	0:15,564	34 Arnold,Felix	0:15,552
5 28 O´dey,Levi	0:52,131	21 Van Vark,Lars	0:20,893	4 Haverkort,Kas	0:15,599	48 Kramer,Pablo	0:15,585
6 38 Friis,Julie	0:52,131	4 Haverkort,Kas	0:20,897	21 Van Vark,Lars	0:15,609	28 O´dey,Levi	0:15,591
7 4 Haverkort,Kas	0:52,166	38 Friis,Julie	0:20,902	43 Wiskirchen,Moritz	0:15,614	12 Knopp,Josef	0:15,591
8 99 Buus,Bastian	0:52,181	99 Buus,Bastian	0:20,923	28 O´dey,Levi	0:15,615	99 Buus,Bastian	0:15,621
9 25 Weimann,Julie	0:52,254	25 Weimann,Julie	0:20,927	48 Kramer,Pablo	0:15,616	6 Hantke,Nico	0:15,623
10 12 Knopp,Josef	0:52,272	70 Santiago,Ramos	0:20,964	12 Knopp,Josef	0:15,624	43 Wiskirchen,Moritz	0:15,628
11 48 Kramer,Pablo	0:52,275	12 Knopp,Josef	0:20,977	99 Buus,Bastian	0:15,626	38 Friis,Julie	0:15,639
12 43 Wiskirchen,Moritz	0:52,336	43 Wiskirchen,Moritz	0:20,987	25 Weimann,Julie	0:15,629	4 Haverkort,Kas	0:15,669
13 6 Hantke,Nico	0:52,340	24 Lagrotteria,Antonio	0:21,005	6 Hantke,Nico	0:15,645	25 Weimann,Julie	0:15,696
14 24 Lagrotteria,Antonio	0:52,447	6 Hantke,Nico	0:21,020	24 Lagrotteria,Antonio	0:15,694	41 Meyer Hansen,Mikkel	0:15,746
15 70 Santiago,Ramos	0:52,561	48 Kramer,Pablo	0:21,049	41 Meyer Hansen,Mikkel	0:15,701	24 Lagrotteria,Antonio	0:15,748
16 52 Marschalkowski,Jan	0:52,749	52 Marschalkowski,Jan	0:21,074	52 Marschalkowski,Jan	0:15,772	54 Di Prima,Livio	0:15,752
17 33 Fagone,Alessio	0:52,757	33 Fagone,Alessio	0:21,097	18 Rosam,Max	0:15,852	33 Fagone,Alessio	0:15,807
18 41 Meyer Hansen,Mikkel	0:52,774	41 Meyer Hansen,Mikkel	0:21,167	33 Fagone,Alessio	0:15,853	52 Marschalkowski,Jan	0:15,850
19 54 Di Prima,Livio	0:52,875	54 Di Prima,Livio	0:21,186	54 Di Prima,Livio	0:15,873	18 Rosam,Max	0:15,867
20 18 Rosam,Max	0:53,126	18 Rosam,Max	0:21,285	50 Prácková,Sona	0:16,092	50 Prácková,Sona	0:16,031
21 50 Prácková,Sona	0:53,807	50 Prácková,Sona	0:21,668	70 Santiago,Ramos	0:21,668	70 Santiago,Ramos	

DEUTSCHE KART-MEISTERSCHAFT

Round 4: 02 - 04 / 08 / 2019

KARTING GENK (BEL)



DMSB




DMSB RegNr 166/19

Qualifying practice DKM (PK) Group 2

Die schnellsten Zeiten

Ort	Nr. Fahrername	Zeit	Streckenl.	Ø Speed
Ziel	14 Dörr, Ben	0:51,785	1360 m	94,5 km/h
Sektion 1	14 Dörr, Ben	0:20,789	548 m	94,9 km/h
Sektion 2	14 Dörr, Ben	0:15,492	366 m	85,1 km/h
Sektion 3	14 Dörr, Ben	0:15,477	446 m	103,7 km/h


	Smr.14 Dörr, Ben DEU TB Racing Team	Smr.11 Mesch, Joel DEU TB Racing Team	Smr.34 Arnold, Felix DEU TB Racing Team	Smr.21 Van Vark, Lars MLD TB Racing Team	Smr.28 O' dey, Levi DEU RS Schumacher Racing Team
	theoretisch mögliche Bestzeit 0:51,758	theoretisch mögliche Bestzeit 0:51,905	theoretisch mögliche Bestzeit 0:51,908	theoretisch mögliche Bestzeit 0:52,037	theoretisch mögliche Bestzeit 0:52,089
best	Ziel Sektion 1 Sektion 2 Sektion 3 0:51,785 0:20,789 0:15,492 0:15,477	Ziel Sektion 1 Sektion 2 Sektion 3 0:51,905 0:20,845 0:15,564 0:15,496	Ziel Sektion 1 Sektion 2 Sektion 3 0:51,992 0:20,828 0:15,528 0:15,552	Ziel Sektion 1 Sektion 2 Sektion 3 0:52,089 0:20,893 0:15,609 0:15,535	Ziel Sektion 1 Sektion 2 Sektion 3 0:52,131 0:20,883 0:15,615 0:15,591
Runde 1	0:56,671 0:24,046 0:16,553 0:16,072	0:57,503 0:24,585 0:16,780 0:16,138	0:57,677 0:24,754 0:16,753 0:16,170	0:56,784 0:23,958 0:16,669 0:16,157	0:59,169 0:24,762 0:17,567 0:16,840
Runde 2	0:52,458 0:21,206 0:15,687 0:15,565	0:53,079 0:21,440 0:15,800 0:15,839	0:52,803 0:21,371 0:15,754 0:15,678	0:52,862 0:21,336 0:15,900 0:15,626	0:53,294 0:21,579 0:15,940 0:15,775
Runde 3	0:51,939 0:20,953 0:15,492 0:15,494	0:52,250 0:21,017 0:15,671 0:15,562	0:52,149 0:20,939 0:15,602 0:15,608	0:52,220 0:21,038 0:15,647 0:15,535	0:52,346 0:20,988 0:15,626 0:15,732
Runde 4	0:51,895 0:20,880 0:15,538 0:15,477	0:51,905 0:20,845 0:15,564 0:15,496	0:51,993 0:20,913 0:15,528 0:15,552	0:52,089 0:20,893 0:15,609 0:15,587	0:52,131 0:20,910 0:15,630 0:15,591
Runde 5	0:51,785 0:20,789 0:15,497 0:15,499	0:52,026 0:20,854 0:15,655 0:15,517	0:52,046 0:20,857 0:15,581 0:15,608	0:52,359 0:20,974 0:15,761 0:15,624	0:52,151 0:20,883 0:15,615 0:15,653
Runde 6		0:52,093 0:20,938 0:15,606 0:15,549	0:51,932 0:20,828 0:15,540 0:15,564	0:52,262 0:20,988 0:15,663 0:15,611	0:52,350 0:20,907 0:15,747 0:15,696
Runde 7					

DEUTSCHE KART-MEISTERSCHAFT

Round 4: 02 - 04 / 08 / 2019

KARTING GENK (BEL)







DMSB RegNr 166/19

Qualifying practice DKM (PK) Group 2

Die schnellsten Zeiten

Ort	Nr. Fahrername	Zeit	Streckenl.	Ø Speed
Ziel	14 Dörr, Ben	0:51,785	1360 m	94,5 km/h
Sektion 1	14 Dörr, Ben	0:20,789	548 m	94,9 km/h
Sektion 2	14 Dörr, Ben	0:15,492	366 m	85,1 km/h
Sektion 3	14 Dörr, Ben	0:15,477	446 m	103,7 km/h

	Smr.38 Frits,Julie DNK TK Racing		Smr.4 Haverkort,Kas NLD CRG Keijzer racing		Smr.99 Buis,Bastian DNK RS Competition		Smr.25 Weimann,Julie DEU Solgat Motorsport		Smr.12 Knopp,Josef CZE TB Racing Team							
	theoretisch mögliche Bestzeit	Ziel	theoretisch mögliche Bestzeit	Ziel	theoretisch mögliche Bestzeit	Ziel	theoretisch mögliche Bestzeit	Ziel	theoretisch mögliche Bestzeit	Ziel						
best	0:52,131	0:20,902	0:15,533	0:15,639	0:52,166	0:20,897	0:15,599	0:15,669	0:52,166	0:20,898	0:15,597	0:15,667	0:52,272	0:20,977	0:15,624	0:15,591
Runde 1	0:55,885	0:23,359	0:16,400	0:16,126	0:56,670	0:23,858	0:16,603	0:16,209	1:11,927	0:32,739	0:20,801	0:18,387	0:57,753	0:24,670	0:16,780	0:16,303
Runde 2	0:53,085	0:21,441	0:15,839	0:15,805	0:53,308	0:21,538	0:15,950	0:15,820	0:54,986	0:22,408	0:16,315	0:16,263	0:52,929	0:21,380	0:15,807	0:15,742
Runde 3	0:52,391	0:21,044	0:15,661	0:15,686	0:52,498	0:21,126	0:15,672	0:15,700	0:53,345	0:21,510	0:15,893	0:15,942	0:52,699	0:21,424	0:15,684	0:15,591
Runde 4	0:52,268	0:21,007	0:15,611	0:15,650	0:52,213	0:20,897	0:15,623	0:15,693	0:52,630	0:21,146	0:15,748	0:15,736	0:52,272	0:20,977	0:15,624	0:15,671
Runde 5	0:52,131	0:20,959	0:15,533	0:15,639	0:52,350	0:20,961	0:15,619	0:15,770	0:52,400	0:21,028	0:15,657	0:15,715	0:52,353	0:20,978	0:15,711	0:15,664
Runde 6	0:52,166	0:20,902	0:15,597	0:15,667	0:52,166	0:20,898	0:15,599	0:15,669	0:52,254	0:20,927	0:15,631	0:15,696	0:52,768	0:21,260	0:15,795	0:15,713
Runde 7									0:52,387	0:21,024	0:15,629	0:15,734				
									0:21,128	0:16,304						

DEUTSCHE KART-MEISTERSCHAFT

Round 4: 02 - 04 / 08 / 2019

KARTING GENK (BEL)

DMSB





DMSB RegNr 166/19

Qualifying practice DKM (PK) Group 2

Die schnellsten Zeiten

Ort	Nr. Fahrername	Zeit	Streckenl.	Ø Speed
Ziel	14 Dörr, Ben	0:51,785	1360 m	94,5 km/h
Sektion 1	14 Dörr, Ben	0:20,789	548 m	94,9 km/h
Sektion 2	14 Dörr, Ben	0:15,492	366 m	85,1 km/h
Sektion 3	14 Dörr, Ben	0:15,477	446 m	103,7 km/h

	Smr.48 Kramer,Pablo DEU Valier Motorsport	Smr.43 Wiskirchen,Moritz DEU TB Racing Team	Smr.6 Hamtke,Nico DEU 3G Racing	Smr.24 Lagrotteria,Antonio CHE Innovate Competition	Smr.70 Santiago,Ramos MEX DR SRL
	theoretisch mögliche Bestzeit 0:52,250	theoretisch mögliche Bestzeit 0:52,229	theoretisch mögliche Bestzeit 0:52,288	theoretisch mögliche Bestzeit 0:52,447	theoretisch mögliche Bestzeit 0:20,964
best	Ziel Sektion 1 Sektion 2 Sektion 3 0:52,275 0:21,049 0:15,616 0:15,585	Ziel Sektion 1 Sektion 2 Sektion 3 0:57,400 0:24,516 0:16,705 0:16,179	Ziel Sektion 1 Sektion 2 Sektion 3 0:52,340 0:21,020 0:15,645 0:15,623	Ziel Sektion 1 Sektion 2 Sektion 3 0:52,447 0:21,005 0:15,694 0:15,748	Ziel Sektion 1 Sektion 2 Sektion 3 0:52,561 0:20,964
Runde 1	0:57,488 0:23,765 0:16,982 0:16,741	0:57,400 0:24,516 0:16,705 0:16,179	0:58,551 0:25,401 0:16,848 0:16,302	0:58,268 0:24,348 0:17,190 0:16,730	0:57,268 0:24,280
Runde 2	0:54,067 0:22,005 0:16,092 0:15,970	0:53,100 0:21,460 0:15,969 0:15,671	0:52,841 0:21,249 0:15,886 0:15,706	0:53,413 0:21,572 0:15,912 0:15,929	0:53,298 0:21,403
Runde 3	0:52,754 0:21,275 0:15,760 0:15,719	0:52,470 0:21,092 0:15,680 0:15,698	0:52,340 0:21,072 0:15,645 0:15,623	0:52,822 0:21,220 0:15,809 0:15,793	0:52,565 0:21,120
Runde 4	0:52,404 0:21,132 0:15,653 0:15,619	0:52,416 0:20,987 0:15,614 0:15,815	0:52,403 0:21,034 0:15,703 0:15,666	0:52,447 0:21,005 0:15,694 0:15,748	0:52,837 0:20,964
Runde 5	0:52,275 0:21,074 0:15,616 0:15,585	0:52,336 0:21,012 0:15,696 0:15,628	0:52,489 0:21,102 0:15,712 0:15,675	0:52,807 0:21,145 0:15,822 0:15,840	0:52,561 0:21,132
Runde 6	0:52,387 0:21,049 0:15,688 0:15,650	0:52,441 0:21,055 0:15,758 0:15,628	0:52,403 0:21,020 0:15,731 0:15,652	0:52,663 0:21,118 0:15,725 0:15,820	0:52,742 0:21,247
Runde 7					

DEUTSCHE KART-MEISTERSCHAFT

Round 4: 02 - 04 / 08 / 2019

KARTING GENK (BEL)

DMSB





DMSB RegNr 166/19

Qualifying practice DKM (PK) Group 2

Die schnellsten Zeiten

Ort	Nr. Fahrername	Zeit	Streckenl.	Ø Speed
Ziel	14 Dörr, Ben	0:51,785	1360 m	94,5 km/h
Sektion 1	14 Dörr, Ben	0:20,789	548 m	94,9 km/h
Sektion 2	14 Dörr, Ben	0:15,492	366 m	85,1 km/h
Sektion 3	14 Dörr, Ben	0:15,477	446 m	103,7 km/h


	Snr.52 Marschalkowski, Jan DEU Lanari Racing Team			Snr.33 Fagone, Alessio CHE Innovate Competition			Snr.41 Meyer Hansen, Mikkel DNK Racing Motor DK			Snr.54 Di Prima, Livio CHE Solgat Motorsport			Snr.18 Rosam, Max DEU TR Motorsport		
	theoretisch mögliche Bestzeit	Sektion 2	Sektion 3	theoretisch mögliche Bestzeit	Sektion 2	Sektion 3	theoretisch mögliche Bestzeit	Sektion 2	Sektion 3	theoretisch mögliche Bestzeit	Sektion 2	Sektion 3	theoretisch mögliche Bestzeit	Sektion 2	Sektion 3
best	0:52,749	0:21,074	0:15,772	0:52,757	0:21,097	0:15,853	0:52,774	0:21,167	0:15,701	0:52,875	0:21,186	0:15,752	0:53,126	0:21,285	0:15,852
Runde 1	0:58,795	0:25,337	0:16,970	0:59,907	0:25,225	0:17,608	1:00,574	0:25,382	0:17,879	1:01,282	0:25,889	0:17,342	1:04,824	0:27,581	0:18,939
Runde 2	0:53,855	0:21,673	0:16,205	0:57,042	0:24,072	0:16,739	0:55,306	0:22,405	0:16,644	0:55,342	0:22,544	0:16,634	0:55,582	0:22,670	0:16,550
Runde 3	0:53,191	0:21,213	0:16,088	0:53,350	0:21,460	0:16,007	0:53,304	0:21,549	0:15,967	0:53,170	0:21,369	0:15,968	0:53,553	0:21,619	0:15,961
Runde 4	0:52,825	0:21,074	0:15,898	0:53,647	0:21,773	0:16,009	0:52,806	0:21,221	0:15,796	0:53,039	0:21,359	0:15,928	0:53,163	0:21,424	0:15,872
Runde 5	0:52,896	0:21,178	0:15,868	0:52,757	0:21,097	0:15,853	0:53,139	0:21,167	0:15,919	0:52,913	0:21,251	0:15,789	0:53,131	0:21,285	0:15,951
Runde 6	0:52,749	0:21,106	0:15,772	0:53,232	0:21,524	0:15,877	0:52,774	0:21,327	0:15,701	0:52,875	0:21,186	0:15,793	0:53,126	0:21,294	0:15,852
Runde 7				0:52,847	0:21,134	0:15,871			0:15,746				0:53,312	0:21,323	0:15,877

DEUTSCHE KART-MEISTERSCHAFT

KARTING GENK (BEL)

Round 4: 02 - 04 / 08 / 2019



DMSB RegNr 166/19

Qualifying practice DKM (PK) Group 2

Die schnellsten Zeiten

Ort	Nr. Fahrername	Zeit	Streckenl.	Ø Speed
Ziel	14 Dörr, Ben	0:51,785	1360 m	94,5 km/h
Sektion 1	14 Dörr, Ben	0:20,789	548 m	94,9 km/h
Sektion 2	14 Dörr, Ben	0:15,492	366 m	85,1 km/h
Sektion 3	14 Dörr, Ben	0:15,477	446 m	103,7 km/h

Smr.50 Prácková, Sona
CZE

Kartshop Ampfing

theoretisch mögliche Bestzeit 0:53,791

	Ziel	Sektion 1	Sektion 2	Sektion 3
best	0:53,807	0:21,668	0:16,092	0:16,031
Runde 1	1:10,376	0:31,637	0:20,417	0:18,322
Runde 2	0:56,060	0:22,516	0:16,955	0:16,589
Runde 3	0:54,903	0:22,190	0:16,359	0:16,354
Runde 4	0:53,970	0:21,668	0:16,178	0:16,124
Runde 5	0:57,918	0:21,700	0:16,092	0:20,126
Runde 6	0:55,161	0:22,678	0:16,250	0:16,233
Runde 7	0:53,807	0:21,682	0:16,094	0:16,031

Ziel	Sektion 1	Sektion 2	Sektion 3	Ziel	Sektion 1	Sektion 2	Sektion 3	Ziel	Sektion 1	Sektion 2	Sektion 3





Qualifying practice DKM (OK) Group 1

Strecke / track: 1360m
 started: 22 classified: 22 not classified: 0

Pos	Str. Nr.	Fahrer / Driver	Nation	Bewerber / Sponsor	Nation	Lizenz / Lizenz	Chassis / Motor / Reifen	Runden / Laps	Differenz	Abstand / Gap	beste Runde / best Lap	in R. / in L.	Geschw. / Speed
1	1	THOMPSON, Harry	GBR	Ricky Flynn Motorsport	GBR	265302 162392	FA Kart / Vortex / Vega	6			0:51,777	4	94,6 km/h
2	2	SASSE, Hugo	DEU	TB Racing Team	DEU	IKC1147248 KBF1116906	Kart Republic / IAME / Vega	5	0:00,035	0:00,035	0:51,812	5	94,5 km/h
3	60	PAUWELS, Kobe	BEL	CV Performance Group	DEU	910066 KBF1141781	KR / IAME / Vega	6	0:00,047	0:00,012	0:51,824	6	94,5 km/h
4	20	ÖGAARD, Sebastian	DNK	Ward Racing	SWE	55995 102	Tony Kart / Vortex / Vega	6	0:00,058	0:00,011	0:51,835	6	94,5 km/h
5	8	LIWINSKI, David	NLD	BIREL ART RACING KSW	AUT	35786 BK102	Birel Art / IAME / Vega	5	0:00,218	0:00,160	0:51,995	5	94,2 km/h
6	16	GRIGGS, Luca	GBR	Kartshop Ampfing	DEU	298409 KBF1108764	Tony Kart / TM / Vega	6	0:00,265	0:00,047	0:52,042	4	94,1 km/h
7	84	TRAVISANUTTO, Lorenzo	ITA	CV Performance Group	DEU	297878 KBF1141781	KR / IAME / Vega	5	0:00,330	0:00,065	0:52,107	5	94,0 km/h
8	36	ANDERRÜTI, Leandro	CHE	RS Schumacher Racing Team	DEU	500212 KBF1067587	IPK-Praga / TM / Vega	6	0:00,355	0:00,025	0:52,132	5	93,9 km/h
9	13	TAUSCHER, Alexander	DEU	Junior TEAM75	DEU	IKC1162751 KBF1154079	Kart Republic / IAME / Vega	6	0:00,362	0:00,007	0:52,139	5	93,9 km/h
10	10	RIED, Jonas	DEU	Solgat Motorsport	DEU	IKC1167350 KBF1079882	Birel Art / TM / Vega	6	0:00,450	0:00,088	0:52,227	6	93,7 km/h
11	7	TRÖGER, Niels	DEU	CRG Keijzer racing	NLD	IKC1139697 28613	CRG / TM / Vega	6	0:00,510	0:00,060	0:52,287	6	93,6 km/h
12	30	HOLZEM, Juliano	DEU	Lanari Racing Team	DEU	IKC1195324 KBF1159049	Kart Republic / Parilla / Vega	6	0:00,518	0:00,008	0:52,295	5	93,6 km/h
13	17	FÜNGELING, Luke Brando	DEU	Valier Motorsport	DEU	IKC1136804 KBF1063735	KR / IAME / Vega	6	0:00,570	0:00,052	0:52,347	6	93,5 km/h
14	37	DEGNBOL, Noah	DNK	RS Competition	DNK	65659 36053	Tony Kart / Vortex / Vega	6	0:00,577	0:00,007	0:52,354	6	93,5 km/h
15	31	BELHOCINE, Sebastien	CZE	Srnadel Motorsport	CZE	19A50129 18AT01511	KR / IAME / Vega	6	0:00,654	0:00,077	0:52,431	5	93,4 km/h
16	27	BORN, Miklas	CHE	Innovate Competition	CHE	505145 500033	Exprit / IAME / Vega	6	0:00,657	0:00,003	0:52,434	6	93,4 km/h
17	45	KELSTRUP, Georg	SWE	TK Racing	DNK	200407023050 52208	FA Kart / TM / Vega	6	0:00,662	0:00,005	0:52,439	3	93,4 km/h
18	15	BÖNIGHAUSEN, Colin Jam	DEU	TB Racing Team	DEU	IKCR1179397 KBF1116906	KR / IAME / Vega	6	0:00,673	0:00,011	0:52,450	6	93,3 km/h
19	29	HOLZEM, Sandro	DEU	Lanari Racing Team	DEU	IKC1195323 KBF1159049	Kart Republic / Parilla / Vega	6	0:00,716	0:00,043	0:52,493	6	93,3 km/h
20	39	BRADAL, Rasmus	DNK	RS Competition	DNK	39340 36053	Tony Kart / Vortex / Vega	6	0:00,727	0:00,011	0:52,504	5	93,3 km/h
21	65	KÖLSCHBACH, Carl Louis	DEU	Achim Kölschbach	DEU	IKC1172727 BEK1194935	SODI / Vortex / Vega	6	0:00,777	0:00,050	0:52,554	6	93,2 km/h
22	9	BAERISWYL, Alain	CHE	Kartteam Meier GmbH	CHE	500344 500008	DR / Rexion / Vega	6	0:01,738	0:00,961	0:53,515	6	91,5 km/h

Rennleitung: Volker Ehekircher Racedirektor: Horst Seidel
 Sportkommissare: Nikolas Spaderna / Ulrich Bell / Hans-Willi Baumgarten
 Techn. Kommissare: Hans-Jürgen Dangers / M. Grasshoff / C. Schmidt / J. Lawinger / K.L. Ruszczyński / H.-W. Schäfer / A. Sengpiel
 Zeitnahme: KART-DATA timing service Franz Schieszler

Zeitnahme / timekeeping
 Control *Schieszler*
 Franz Schieszler
 freigegeben: 10:43:40







DEUTSCHE KART-MEISTERSCHAFT

Round 4: 02 - 04 / 08 / 2019

KARTING GENK (BEL)

DMSB



DMSB RegNr 166/19

Qualifying practice DKM (OK) Group 1

Fahrername Driver	Thompson Harry	Sasse Hugo	Pauwels Kobe	Øgaard Sebastian	Liwinski David	Griggs Luca	Travisanutto Lorenzo	Anderrüti Leandro	Tauscher Alexander	Ried Jonas	Tröger Niels	Holzern Juliano
schnellste Runde in Runde	0:51,777 Rn. 4	0:51,812 Rn. 5	0:51,824 Rn. 6	0:51,835 Rn. 6	0:51,995 Rn. 5	0:52,042 Rn. 4	0:52,107 Rn. 5	0:52,132 Rn. 5	0:52,139 Rn. 5	0:52,227 Rn. 6	0:52,287 Rn. 6	0:52,295 Rn. 5
Speed	94,6 km/h	94,5 km/h	94,5 km/h	94,5 km/h	94,2 km/h	94,1 km/h	94,0 km/h	93,9 km/h	93,9 km/h	93,7 km/h	93,6 km/h	93,6 km/h
Lap 1	0:58,610	1:06,312	0:57,136	0:59,244	1:00,615	0:57,364	1:00,625	0:58,625	0:59,064	0:59,102	0:59,885	0:59,317
Lap 2	0:52,709	0:53,324	0:53,093	1:00,202	0:53,308	0:53,004	0:53,111	0:53,849	0:54,343	0:54,464	0:54,704	0:53,933
Lap 3	0:52,008	0:52,385	0:52,155	0:53,379	0:52,432	0:52,270	0:54,120	0:52,763	0:52,668	0:53,148	0:53,067	0:53,022
Lap 4	<u>0:51,777</u>	0:51,871	0:51,836	0:52,338	0:52,069	<u>0:52,042</u>	0:54,976	0:52,272	0:52,278	0:52,591	0:52,383	0:52,535
Lap 5	0:51,975	<u>0:51,812</u>	0:51,899	0:51,998	<u>0:51,995</u>	0:52,100	<u>0:52,107</u>	<u>0:52,132</u>	<u>0:52,139</u>	0:52,451	0:52,306	<u>0:52,295</u>
Lap 6	0:51,905	0:51,824	<u>0:51,824</u>	<u>0:51,835</u>	0:52,136	0:52,136	0:52,232	0:52,243	<u>0:52,243</u>	<u>0:52,227</u>	<u>0:52,287</u>	0:52,405






DEUTSCHE KART-MEISTERSCHAFT

Round 4: 02 - 04 / 08 / 2019



KARTING GENK (BEL)

DMSB

DMSB RegNr 166/19

Qualifying practice DKM (OK) Group 1


Fahrername Driver	Füngeling Luke Brandon	Degnbol Noah	Belhocine Sebastien	Born Miklas	Kelstrup Georg	Bönighausen Colin Jamie	Holzem Sandro	Bradal Rasmus	Köischbach Carl Louis	Baeriswyl Alain
schnellste Runde in Runde	0:52,347 Rn. 6	0:52,354 Rn. 6	0:52,431 Rn. 5	0:52,434 Rn. 6	0:52,439 Rn. 3	0:52,450 Rn. 6	0:52,493 Rn. 6	0:52,504 Rn. 5	0:52,554 Rn. 6	0:53,515 Rn. 6
Speed	93,5 km/h	93,5 km/h	93,4 km/h	93,4 km/h	93,4 km/h	93,3 km/h	93,3 km/h	93,3 km/h	93,2 km/h	91,5 km/h
Lap 1	0:57,494	0:58,727	1:08,595	1:01,778	0:57,252	0:59,920	0:59,173	0:59,098	0:57,723	1:01,118
Lap 2	0:54,555	0:53,858	0:54,181	0:54,716	0:53,180	0:57,089	0:53,808	0:54,350	0:56,608	0:54,886
Lap 3	0:53,242	0:52,781	0:52,876	0:52,895	0:52,439	0:53,505	0:52,802	0:53,108	0:53,322	0:53,973
Lap 4	0:52,635	0:52,618	0:52,507	0:52,549	0:52,556	0:52,581	0:52,802	0:52,732	0:52,936	0:53,671
Lap 5	0:52,602	0:52,657	0:52,431	0:52,555	0:52,730	0:52,504	0:53,064	0:52,504	0:52,713	0:53,526
Lap 6	0:52,347	0:52,354	0:52,546	0:52,434	0:52,577	0:52,450	0:52,493	0:52,529	0:52,554	0:53,515

DEUTSCHE KART-MEISTERSCHAFT

Round 4: 02 - 04 / 08 / 2019





KARTING GENK (BEL)



DMSB RegNr 166/19

Qualifying practice DKM (OK) Group 1


Ziel		Sektion 1		Sektion 2		Sektion 3	
Fahrername	Zeit	Fahrername	Zeit	Fahrername	Zeit	Fahrername	Zeit
1 1 Thompson,Harry	0:51,777	1 Thompson,Harry	0:20,752	2 Sasse,Hugo	0:15,417	60 Pauwels,Kobe	0:15,473
2 2 Sasse,Hugo	0:51,812	20 Ögaard,Sebastian	0:20,761	1 Thompson,Harry	0:15,460	2 Sasse,Hugo	0:15,514
3 60 Pauwels,Kobe	0:51,824	60 Pauwels,Kobe	0:20,765	20 Ögaard,Sebastian	0:15,477	84 Travanutto,Lorenzo	0:15,514
4 20 Ögaard,Sebastian	0:51,835	2 Sasse,Hugo	0:20,797	8 Liwinski,David	0:15,508	1 Thompson,Harry	0:15,520
5 8 Liwinski,David	0:51,995	16 Griggs,Luca	0:20,875	16 Griggs,Luca	0:15,545	13 Tauscher,Alexander	0:15,557
6 16 Griggs,Luca	0:52,042	8 Liwinski,David	0:20,884	60 Pauwels,Kobe	0:15,546	20 Ögaard,Sebastian	0:15,561
7 84 Travanutto,Lorenzo	0:52,107	13 Tauscher,Alexander	0:20,910	10 Ried,Jonas	0:15,566	30 Holzem,Juliano	0:15,576
8 36 Anderrüti,Leandro	0:52,132	36 Anderrüti,Leandro	0:20,917	36 Anderrüti,Leandro	0:15,577	8 Liwinski,David	0:15,588
9 13 Tauscher,Alexander	0:52,139	7 Träger,Niels	0:20,961	13 Tauscher,Alexander	0:15,578	16 Griggs,Luca	0:15,592
10 10 Ried,Jonas	0:52,227	10 Ried,Jonas	0:20,969	84 Travanutto,Lorenzo	0:15,588	36 Anderrüti,Leandro	0:15,611
11 7 Träger,Niels	0:52,287	45 Kelstrup,Georg	0:20,978	17 Füngeling,Luke Brandon	0:15,603	7 Träger,Niels	0:15,626
12 30 Holzem,Juliano	0:52,295	84 Travanutto,Lorenzo	0:20,981	7 Träger,Niels	0:15,608	15 Bönighausen,Colin Jamie	0:15,626
13 17 Füngeling,Luke Brandon	0:52,347	65 Kölschbach,Carl Louis	0:20,990	30 Holzem,Juliano	0:15,647	29 Holzem,Sandro	0:15,652
14 37 Degnbol,Noah	0:52,354	31 Belhocine,Sebastien	0:21,027	45 Kelstrup,Georg	0:15,649	37 Degnbol,Noah	0:15,657
15 31 Belhocine,Sebastien	0:52,431	27 Born,Miklas	0:21,036	31 Belhocine,Sebastien	0:15,656	10 Ried,Jonas	0:15,692
16 27 Born,Miklas	0:52,434	17 Füngeling,Luke Brandon	0:21,037	37 Degnbol,Noah	0:15,658	27 Born,Miklas	0:15,692
17 45 Kelstrup,Georg	0:52,439	37 Degnbol,Noah	0:21,039	39 Bradal,Rasmus	0:15,666	39 Bradal,Rasmus	0:15,698
18 15 Bönighausen,Colin Jamie	0:52,450	30 Holzem,Juliano	0:21,045	27 Born,Miklas	0:15,678	17 Füngeling,Luke Brandon	0:15,707
19 29 Holzem,Sandro	0:52,493	15 Bönighausen,Colin Jamie	0:21,059	29 Holzem,Sandro	0:15,681	31 Belhocine,Sebastien	0:15,714
20 39 Bradal,Rasmus	0:52,504	39 Bradal,Rasmus	0:21,115	15 Bönighausen,Colin Jamie	0:15,700	45 Kelstrup,Georg	0:15,717
21 65 Kölschbach,Carl Louis	0:52,554	29 Holzem,Sandro	0:21,160	65 Kölschbach,Carl Louis	0:15,730	65 Kölschbach,Carl Louis	0:15,822
22 9 Baeriswyl,Alain	0:53,515	9 Baeriswyl,Alain	0:21,436	9 Baeriswyl,Alain	0:15,947	9 Baeriswyl,Alain	0:16,048

DEUTSCHE KART-MEISTERSCHAFT

Round 4: 02 - 04 / 08 / 2019

KARTING GENK (BEL)



DMSB




DMSB RegNr 166/19

Qualifying practice DKM (OK) Group 1

Die schnellsten Zeiten

Ort	Nr. Fahrername	Zeit	Streckenl.	Ø Speed
Ziel	1 Thompson, Harry	0:51,777	1360 m	94,6 km/h
Sektion 1	1 Thompson, Harry	0:20,752	548 m	95,1 km/h
Sektion 2	2 Sasse, Hugo	0:15,417	366 m	85,5 km/h
Sektion 3	60 Pauwels, Kobe	0:15,473	446 m	103,8 km/h


	Smr.1 Thompson, Harry GBR Ricky Flynn Motorsport	Smr.2 Sasse, Hugo DEU TB Racing Team	Smr.60 Pauwels, Kobe BEL CV Performance Group	Smr.20 Ogaard, Sebastian DNK Ward Racing	Smr.8 Liwinski, David NLD BIREL ART RACING KSW
	theoretisch mögliche Bestzeit 0:51,732	theoretisch mögliche Bestzeit 0:51,728	theoretisch mögliche Bestzeit 0:51,784	theoretisch mögliche Bestzeit 0:51,799	theoretisch mögliche Bestzeit 0:51,980
best	Ziel Sektion 1 0:51,777 Sektion 2 0:20,752 Sektion 3 0:15,520	Ziel Sektion 1 0:20,797 Sektion 2 0:15,417 Sektion 3 0:15,514	Ziel Sektion 1 0:51,824 Sektion 2 0:15,546 Sektion 3 0:15,473	Ziel Sektion 1 0:51,835 Sektion 2 0:15,477 Sektion 3 0:15,561	Ziel Sektion 1 0:51,995 Sektion 2 0:15,508 Sektion 3 0:15,588
Runde 1	0:58,610 0:23,665 0:17,809 0:17,136	1:06,312 0:28,968 0:19,102 0:18,242	0:57,136 0:23,941 0:16,639 0:16,556	0:59,244 0:24,339 0:18,000 0:16,905	1:00,615 0:25,745 0:16,941 0:17,929
Runde 2	0:52,709 0:21,241 0:15,744 0:15,724	0:53,324 0:21,528 0:15,968 0:15,828	0:53,093 0:21,410 0:15,950 0:15,733	1:00,202 0:23,766 0:18,480 0:17,956	0:53,308 0:21,572 0:15,937 0:15,799
Runde 3	0:52,008 0:20,877 0:15,579 0:15,552	0:52,385 0:21,072 0:15,656 0:15,657	0:52,155 0:20,944 0:15,642 0:15,569	0:53,379 0:21,562 0:16,046 0:15,771	0:52,432 0:21,080 0:15,636 0:15,716
Runde 4	0:51,777 0:20,795 0:15,460 0:15,522	0:51,871 0:20,837 0:15,520 0:15,514	0:51,836 0:20,817 0:15,546 0:15,473	0:52,338 0:20,922 0:15,723 0:15,693	0:52,069 0:20,917 0:15,564 0:15,588
Runde 5	0:51,975 0:20,752 0:15,593 0:15,630	0:51,812 0:20,797 0:15,417 0:15,598	0:51,899 0:20,819 0:15,548 0:15,532	0:51,998 0:20,836 0:15,601 0:15,561	0:51,995 0:20,884 0:15,508 0:15,603
Runde 6	0:51,905 0:20,881 0:15,504 0:15,520		0:51,824 0:20,765 0:15,558 0:15,501	0:51,835 0:20,761 0:15,477 0:15,597	

DEUTSCHE KART-MEISTERSCHAFT

Round 4: 02 - 04 / 08 / 2019

KARTING GENK (BEL)







DMSB RegNr 166/19

Qualifying practice DKM (OK) Group 1

Die schnellsten Zeiten

Ort	Nr. Fahrername	Zeit	Streckenl.	Ø Speed
Ziel	1 Thompson, Harry	0:51,777	1360 m	94,6 km/h
Sektion 1	1 Thompson, Harry	0:20,752	548 m	95,1 km/h
Sektion 2	2 Sasse, Hugo	0:15,417	366 m	85,5 km/h
Sektion 3	60 Pauwels, Kobe	0:15,473	446 m	103,8 km/h

	Smr.16 Griggs, Luca GBR Kartshop Ampfing theoretisch mögliche Bestzeit 0:52,012	Smr.84 Trivisanutto, Lorenzo ITA CV Performance Group theoretisch mögliche Bestzeit 0:52,083	Smr.36 Anderrüti, Leandro CHE RS Schumacher Racing Team theoretisch mögliche Bestzeit 0:52,105	Smr.13 Tauscher, Alexander DEU Junior TEAM75 theoretisch mögliche Bestzeit 0:52,045	Smr.10 Ried, Jonas DEU Solgat Motorsport theoretisch mögliche Bestzeit 0:52,227
best	Ziel Sektion 1 Sektion 2 Sektion 3 0:52,042 0:20,875 0:15,545 0:15,592	Ziel Sektion 1 Sektion 2 Sektion 3 0:52,107 0:20,981 0:15,588 0:15,514	Ziel Sektion 1 Sektion 2 Sektion 3 0:52,132 0:20,917 0:15,577 0:15,611	Ziel Sektion 1 Sektion 2 Sektion 3 0:52,139 0:20,910 0:15,578 0:15,557	Ziel Sektion 1 Sektion 2 Sektion 3 0:52,227 0:20,969 0:15,566 0:15,692
Runde 1	0:57,364 0:23,867 0:16,764 0:16,733	1:00,625 0:25,671 0:18,520 0:16,434	0:58,625 0:24,554 0:17,392 0:16,679	0:59,064 0:24,839 0:17,471 0:16,754	0:59,102 0:24,736 0:17,227 0:17,139
Runde 2	0:53,004 0:21,435 0:15,806 0:15,763	0:53,111 0:21,411 0:15,880 0:15,820	0:53,849 0:21,960 0:15,992 0:15,897	0:54,343 0:22,119 0:16,304 0:15,920	0:54,464 0:22,110 0:16,255 0:16,099
Runde 3	0:52,270 0:20,997 0:15,600 0:15,673	0:54,120 0:20,981 0:15,588 0:17,551	0:52,763 0:21,171 0:15,855 0:15,737	0:52,668 0:21,196 0:15,826 0:15,646	0:53,148 0:21,362 0:15,874 0:15,912
Runde 4	0:52,042 0:20,875 0:15,575 0:15,592	0:54,976 0:22,999 0:16,135 0:15,842	0:52,272 0:21,016 0:15,645 0:15,611	0:52,278 0:20,980 0:15,741 0:15,557	0:52,591 0:21,036 0:15,768 0:15,787
Runde 5	0:52,100 0:20,875 0:15,592 0:15,633	0:52,107 0:20,991 0:15,602 0:15,514	0:52,132 0:20,924 0:15,577 0:15,631	0:52,139 0:20,910 0:15,578 0:15,651	0:52,451 0:21,065 0:15,672 0:15,714
Runde 6	0:52,136 0:20,993 0:15,545 0:15,598		0:52,232 0:20,917 0:15,660 0:15,655	0:52,243 0:20,919 0:15,740 0:15,584	0:52,227 0:20,969 0:15,566 0:15,692

DEUTSCHE KART-MEISTERSCHAFT

Round 4: 02 - 04 / 08 / 2019

KARTING GENK (BEL)




DMSB RegNr 166/19

Qualifying practice DKM (OK) Group 1

Die schnellsten Zeiten

Ort	Nr. Fahrername	Zeit	Streckenl.	Ø Speed
Ziel	1 Thompson, Harry	0:51,777	1360 m	94,6 km/h
Sektion 1	1 Thompson, Harry	0:20,752	548 m	95,1 km/h
Sektion 2	2 Sasse, Hugo	0:15,417	366 m	85,5 km/h
Sektion 3	60 Pauwels, Kobe	0:15,473	446 m	103,8 km/h

	Smr.7 Tröger, Niels DEU CRG Keijzer racing	Smr.30 Holzem, Juliano DEU Lanari Racing Team	Smr.17 Füngeling, Luke Brandon DEU Valier Motorsport	Smr.37 Degnbol, Noah DNK RS Competition	Smr.31 Belhocine, Sebastien CZE Strnadel Motorsport
	theoretisch mögliche Bestzeit 0:52,195	theoretisch mögliche Bestzeit 0:52,268	theoretisch mögliche Bestzeit 0:52,347	theoretisch mögliche Bestzeit 0:52,354	theoretisch mögliche Bestzeit 0:52,397
best	Ziel Sektion 1 Sektion 2 Sektion 3 0:52,287 0:20,961 0:15,608 0:15,626	Ziel Sektion 1 Sektion 2 Sektion 3 0:52,295 0:21,045 0:15,647 0:15,576	Ziel Sektion 1 Sektion 2 Sektion 3 0:52,347 0:21,037 0:15,603 0:15,707	Ziel Sektion 1 Sektion 2 Sektion 3 0:52,354 0:21,039 0:15,658 0:15,657	Ziel Sektion 1 Sektion 2 Sektion 3 0:52,431 0:21,027 0:15,656 0:15,714
Runde 1	0:59,885 0:25,757 0:17,398 0:16,730	0:59,317 0:24,803 0:17,374 0:17,140	0:57,494 0:24,018 0:17,035 0:16,441	0:58,727 0:24,549 0:17,185 0:16,993	1:08,595 0:28,775 0:21,022 0:18,798
Runde 2	0:54,704 0:22,109 0:16,256 0:16,339	0:53,933 0:21,922 0:16,069 0:15,942	0:54,555 0:22,002 0:16,390 0:16,163	0:53,858 0:21,856 0:16,106 0:15,896	0:54,181 0:22,002 0:16,127 0:16,052
Runde 3	0:53,067 0:21,388 0:15,881 0:15,798	0:53,022 0:21,245 0:15,891 0:15,886	0:53,242 0:21,469 0:15,904 0:15,869	0:52,781 0:21,246 0:15,819 0:15,716	0:52,876 0:21,292 0:15,796 0:15,788
Runde 4	0:52,383 0:21,049 0:15,662 0:15,672	0:52,535 0:21,118 0:15,668 0:15,749	0:52,635 0:21,065 0:15,765 0:15,805	0:52,618 0:21,171 0:15,757 0:15,690	0:52,507 0:21,081 0:15,686 0:15,740
Runde 5	0:52,306 0:20,961 0:15,619 0:15,726	0:52,295 0:21,045 0:15,674 0:15,576	0:52,602 0:21,105 0:15,729 0:15,768	0:52,657 0:21,132 0:15,822 0:15,703	0:52,431 0:21,027 0:15,681 0:15,723
Runde 6	0:52,287 0:21,053 0:15,608 0:15,626	0:52,405 0:21,071 0:15,647 0:15,687	0:52,347 0:21,037 0:15,603 0:15,707	0:52,354 0:21,039 0:15,658 0:15,657	0:52,546 0:21,176 0:15,656 0:15,714

DEUTSCHE KART-MEISTERSCHAFT

Round 4: 02 - 04 / 08 / 2019

KARTING GENK (BEL)




DMSB RegNr 166/19

Qualifying practice DKM (OK) Group 1

Die schnellsten Zeiten

Ort	Nr. Fahrername	Zeit	Streckenl.	Ø Speed
Ziel	1 Thompson, Harry	0:51,777	1360 m	94,6 km/h
Sektion 1	1 Thompson, Harry	0:20,752	548 m	95,1 km/h
Sektion 2	2 Sasse, Hugo	0:15,417	366 m	85,5 km/h
Sektion 3	60 Pauwels, Kobe	0:15,473	446 m	103,8 km/h

	Smr.27 Born, Miklas CHE	Smr.45 Keilstrup, Georg SWE	Smr.15 Bönighausen, Colin Jamie DEU	Smr.29 Holzem, Sandro DEU	Smr.39 Bradal, Rasmus DNK
	Innovate Competition	TK Racing	TB Racing Team	Lanari Racing Team	RS Competition
	theoretisch mögliche Bestzeit 0:52,406	theoretisch mögliche Bestzeit 0:52,344	theoretisch mögliche Bestzeit 0:52,385	theoretisch mögliche Bestzeit 0:52,493	theoretisch mögliche Bestzeit 0:52,479
best	Ziel Sektion 1 Sektion 2 Sektion 3 0:52,434 0:21,036 0:15,678 0:15,692	Ziel Sektion 1 Sektion 2 Sektion 3 0:52,439 0:20,978 0:15,649 0:15,717	Ziel Sektion 1 Sektion 2 Sektion 3 0:52,450 0:21,059 0:15,700 0:15,626	Ziel Sektion 1 Sektion 2 Sektion 3 0:52,493 0:21,160 0:15,681 0:15,652	Ziel Sektion 1 Sektion 2 Sektion 3 0:52,504 0:21,115 0:15,666 0:15,698
Runde 1	1:01,778 0:26,397 0:18,060 0:17,321	0:57,252 0:23,866 0:16,986 0:16,400	0:59,920 0:25,546 0:17,355 0:17,019	0:59,173 0:24,962 0:17,380 0:16,831	0:59,098 0:24,633 0:17,431 0:17,034
Runde 2	0:54,716 0:22,288 0:16,352 0:16,076	0:53,180 0:21,503 0:15,870 0:15,807	0:57,089 0:23,125 0:16,781 0:17,183	0:53,808 0:21,830 0:16,200 0:15,778	0:54,350 0:21,951 0:16,255 0:16,144
Runde 3	0:52,895 0:21,290 0:15,833 0:15,772	0:52,439 0:21,073 0:15,649 0:15,717	0:53,505 0:21,481 0:16,118 0:15,906	0:52,802 0:21,208 0:15,831 0:15,763	0:53,108 0:21,433 0:15,864 0:15,811
Runde 4	0:52,549 0:21,157 0:15,700 0:15,692	0:52,556 0:20,978 0:15,821 0:15,757	0:52,581 0:21,171 0:15,747 0:15,663	0:52,802 0:21,226 0:15,816 0:15,760	0:52,732 0:21,210 0:15,761 0:15,761
Runde 5	0:52,555 0:21,036 0:15,719 0:15,800	0:52,730 0:21,041 0:15,687 0:16,002	0:52,504 0:21,121 0:15,700 0:15,683	0:53,064 0:21,426 0:15,902 0:15,736	0:52,504 0:21,115 0:15,691 0:15,698
Runde 6	0:52,434 0:21,060 0:15,678 0:15,696	0:52,577 0:21,149 0:15,692 0:15,736	0:52,450 0:21,059 0:15,765 0:15,626	0:52,493 0:21,160 0:15,681 0:15,652	0:52,529 0:21,138 0:15,666 0:15,725

DEUTSCHE KART-MEISTERSCHAFT

Round 4: 02 - 04 / 08 / 2019

KARTING GENK (BEL)

DMSB RegNr 166/19

Qualifying practice DKM (OK) Group 1

Die schnellsten Zeiten

Ort	Nr. Fahrername	Zeit	Streckenl.	Ø Speed
Ziel	1 Thompson, Harry	0:51,777	1360 m	94,6 km/h
Sektion 1	1 Thompson, Harry	0:20,752	548 m	95,1 km/h
Sektion 2	2 Sasse, Hugo	0:15,417	366 m	85,5 km/h
Sektion 3	60 Pauwels, Kobe	0:15,473	446 m	103,8 km/h

	Stmr.65 Kölschbach, Carl Louis DEU Achim Kölschbach theoretisch mögliche Bestzeit 0:52,542	Stmr.9 Boeriswyl, Alain CHE Kartteam Meier GmbH theoretisch mögliche Bestzeit 0:53,431	Ziel	Sektion 1	Sektion 2	Sektion 3	Ziel	Sektion 1	Sektion 2	Sektion 3	Ziel	Sektion 1	Sektion 2	Sektion 3
best	0:52,554	0:20,990	0:15,730	0:15,822	0:53,515	0:21,436	0:15,947	0:16,048						
Runde 1	0:57,723	0:24,127	0:17,025	0:16,571	1:01,118	0:25,922	0:17,745	0:17,451						
Runde 2	0:56,608	0:22,041	0:18,063	0:16,504	0:54,886	0:22,233	0:16,278	0:16,375						
Runde 3	0:53,322	0:21,501	0:15,958	0:15,863	0:53,973	0:21,652	0:16,166	0:16,155						
Runde 4	0:52,936	0:21,185	0:15,844	0:15,907	0:53,671	0:21,438	0:15,971	0:16,262						
Runde 5	0:52,713	0:21,133	0:15,730	0:15,850	0:53,526	0:21,485	0:15,947	0:16,094						
Runde 6	0:52,554	0:20,990	0:15,742	0:15,822	0:53,515	0:21,436	0:16,031	0:16,048						

free practice DKM (OK) Group 2

Strecke / track: 1360m
 started: 21 classified: 21 not classified: 0





Pos	Str. Nr.	Fahrer / Driver	Nation	Bewerber / Sponsor	Nation	Lizenz / R-Lizenz	Chassis / Motor / Reifen	Runden / Laps	Differenz	Abstand / Gap	beste Runde / best Lap	in R. / in L.	Geschw. / Speed
1	34	ARNOLD, Felix	DEU	TB Racing Team	DEU	IKA1138542 KBF1116906	KR / IAME / Vega	9			0:51,912	9	94,3 km/h
2	99	BUUS, Bastian	DNK	RS Competition	DNK	59991 36053	Tony Kart / Vortex / Vega	11	0:00,153	0:00,153	0:52,065	11	94,0 km/h
3	14	DÖRR, Ben	DEU	TB Racing Team	DEU	IKCR1162845 KBF1116906	KR / IAME / Vega	10	0:00,176	0:00,023	0:52,088	10	94,0 km/h
4	38	FRIS, Julie	DNK	TK Racing	DNK	41614 52208	FA Kart / TM / Vega	9	0:00,240	0:00,064	0:52,152	7	93,9 km/h
5	43	WISKIRCHEN, Moritz	DEU	TB Racing Team	DEU	IKC1173298 KBF1116906	KR / IAME / Vega	8	0:00,298	0:00,058	0:52,210	8	93,8 km/h
6	28	O'DEY, Levi	DEU	RS Schumacher Racing Team	DEU	IKC1164486 KBF1067587	Praga / TM / Vega	8	0:00,307	0:00,009	0:52,219	8	93,8 km/h
7	25	WEIMANN, Jule	DEU	Solgat Motorsport	DEU	IKC1159312 KBF1079882	Birel Art / TM / Vega	8	0:00,350	0:00,043	0:52,262	8	93,7 km/h
8	11	MESCH, Joel	DEU	TB Racing Team	DEU	IKC1179312 KBF1116906	KR / IAME / Vega	8	0:00,362	0:00,012	0:52,274	8	93,7 km/h
9	21	VAN VARK, Lars	NLD	TB Racing Team	DEU	36980 KBF1116906	KR / IAME / Vega	10	0:00,440	0:00,078	0:52,352	7	93,5 km/h
10	6	HANTKE, Nico	DEU	3G Racing	DEU	IKC 1145936 KBF1164077	Tony Kart / IAME / Vega	9	0:00,443	0:00,003	0:52,355	4	93,5 km/h
11	4	HAVERKORT, Kas	NLD	CRG Keijzer racing	NLD	36154 28613	CRG / TM / Vega	10	0:00,479	0:00,036	0:52,391	10	93,5 km/h
12	12	KNOPP, Josef	CZE	TB Racing Team	DEU	19AS0120 KBF1116906	KR / IAME / Vega	8	0:00,556	0:00,077	0:52,468	6	93,3 km/h
13	48	KRAMER, Pablo	DEU	Valier Motorsport	DEU	IKC1151450 KBF1063735	SODI / IAME / Vega	11	0:00,667	0:00,111	0:52,579	8	93,1 km/h
14	70	SANTIAGO, Ramos	MEX	DR SRL	ITA	0501 296449	DR / MODENA ENGINE / Vega	11	0:00,692	0:00,025	0:52,604	6	93,1 km/h
15	52	MARSCHALKOWSKI, Jan	DEU	Lanari Racing Team	DEU	IKC1147536 KBF1159049	KR / IAME / Vega	11	0:01,017	0:00,325	0:52,929	11	92,5 km/h
16	41	MEYER HANSEN, Mikkel	DNK	Racing Motor DK	DNK	36477 03587	Kali Kart / TM / Vega	11	0:01,102	0:00,085	0:53,014	8	92,4 km/h
17	54	DI PRIMA, Livio	CHE	Solgat Motorsport	DEU	500260 KBF1079882	Birel Art / IAME / Vega	9	0:01,550	0:00,448	0:53,462	9	91,6 km/h
18	24	LAGROTTERIA, Antonio	CHE	Innovate Competition	CHE	500238 500033	Exprit / Iame / Vega	4	0:01,620	0:00,070	0:53,532	4	91,5 km/h
19	33	FAGONE, Alessio	CHE	Innovate Competition	CHE	500228 500033	Tony Kart / IAME / Vega	11	0:01,655	0:00,035	0:53,567	8	91,4 km/h
20	50	PTÁČKOVÁ, Sona	CZE	Kartshop Ampling	DEU	19AS0121 KBF1108764	Kosmic / IAME / Vega	11	0:01,922	0:00,267	0:53,834	11	90,9 km/h
21	18	ROSAM, Max	DEU	TR Motorsport	DEU	IKC1162238 KBF1080519	Jesolo / TM / Vega	10	0:01,963	0:00,041	0:53,875	9	90,9 km/h

Rennleitung: Volker Ehekircher Racedirektor: Horst Seidel

Sportkommissare: Nikolas Spaderna / Ulrich Bell / Hans-Willi Baumgarten

Techn. Kommissare: Hans-Jürgen Dangers / M. Grasshoff / C. Schmidt / J. Lawinger / K.L. Rusczyński / H.-W. Schäfer / A. Sengpiel

Zeitnahme: KART-DATA timing service Franz Schieszl







DEUTSCHE KART-MEISTERSCHAFT

Round 4: 02 - 04 / 08 / 2019

KARTING GENK (BEL)

DMSB





DMSB RegNr 166/19

free practice DKM (OK) Group 2

Fahrername Driver	Arnold Felix	Busch Bastian	Dörr Ben	Frits Julie	Wiskirchen Moritz	O'dey Levi	Weimann Jule	Mesch Joel	Van Vark Lars	Hantke Nico	Haverkort Kas	Knopp Josef
schnellste Runde in Runde	0:51,912 Rn. 9	0:52,065 Rn. 11	0:52,088 Rn. 10	0:52,152 Rn. 7	0:52,210 Rn. 8	0:52,219 Rn. 8	0:52,262 Rn. 8	0:52,274 Rn. 8	0:52,352 Rn. 7	0:52,355 Rn. 4	0:52,391 Rn. 10	0:52,468 Rn. 6
Speed	94,3 km/h	94,0 km/h	94,0 km/h	93,9 km/h	93,8 km/h	93,8 km/h	93,7 km/h	93,7 km/h	93,5 km/h	93,5 km/h	93,5 km/h	93,3 km/h
Lap 1	1:02,610	1:02,491	1:04,122	1:07,042	0:58,981	1:06,967	1:05,530	1:02,697	0:57,238	1:07,272	1:08,342	1:03,086
Lap 2	0:55,149	0:56,318	0:54,321	0:54,494	0:53,852	0:55,630	0:54,439	0:54,902	0:52,982	0:57,635	1:01,441	0:54,822
Lap 3	0:53,651	0:54,832	0:53,037	3:12,555	0:52,928	3:15,518	0:53,053	0:52,898	0:53,053	0:52,964	0:57,785	0:52,787
Lap 4	0:52,863	0:54,360	0:52,788	0:56,083	0:52,892	0:57,989	0:52,741	0:52,627	0:52,980	0:52,355	0:56,777	0:52,678
Lap 5	2:10,793	0:56,010	2:17,875	0:53,219	0:52,555	0:53,778	0:52,444	0:52,285	0:52,711	0:53,479	0:53,078	0:52,575
Lap 6	1:03,413	0:52,278	0:57,108	0:52,625	0:52,499	0:53,291	0:52,508	0:52,372	0:52,370	0:52,439	1:32,493	0:52,468
Lap 7	0:53,922	0:52,066	0:52,894	0:52,152	0:52,307	0:52,537	0:52,499	0:52,421	0:52,352	0:52,528	0:57,306	0:52,892
Lap 8	0:52,162	0:52,459	0:52,295	0:52,180	0:52,210	0:52,219	0:52,262	0:52,274	0:52,589	0:52,399	0:53,022	0:52,782
Lap 9	0:51,912	0:52,268	0:52,145	0:52,312					0:52,539	0:52,517	0:52,537	
Lap 10		0:52,101	0:52,088						0:52,448		0:52,391	
Lap 11		0:52,065										

free practice DKM (OK) Group 2


Fahrername Driver	Kramer Pablo	Santiago Ramos	Marschalkowski Jan	Meyer Hansen Mikkel	Di Prima Livio	Lagrotteria Antonio	Fagone Alessio	Prácková Sona	Rosam Max
schnellste Runde in Runde	0:52,579 Rn. 8	0:52,604 Rn. 6	0:52,929 Rn. 11	0:53,014 Rn. 8	0:53,462 Rn. 9	0:53,532 Rn. 4	0:53,567 Rn. 8	0:53,834 Rn. 11	0:53,875 Rn. 9
Speed	93,1 km/h	93,1 km/h	92,5 km/h	92,4 km/h	91,6 km/h	91,5 km/h	91,4 km/h	90,9 km/h	90,9 km/h
Lap 1	1:00,324	0:59,762	1:01,860	1:00,322	1:09,804	1:03,330	0:59,868	1:06,283	1:09,070
Lap 2	0:54,368	0:58,669	0:55,011	0:56,297	0:59,401	0:55,933	0:57,664	1:00,787	1:03,291
Lap 3	0:53,504	0:55,379	0:53,458	0:54,242	0:55,213	0:53,798	0:54,384	0:56,927	0:58,252
Lap 4	0:53,197	0:54,005	0:54,548	0:53,394	0:54,477	<u>0:53,532</u>	0:54,159	0:55,983	0:56,978
Lap 5	0:53,389	0:52,717	0:53,401	0:53,296	0:54,123		0:54,177	0:54,827	0:55,953
Lap 6	0:53,315	<u>0:52,604</u>	0:53,168	0:53,207	0:53,579		0:53,783	0:54,950	0:54,996
Lap 7	0:52,929	0:53,030	0:53,421	0:53,206	1:38,692		0:53,579	0:54,977	0:54,195
Lap 8	<u>0:52,579</u>	0:53,482	0:55,121	<u>0:53,014</u>	0:55,170		<u>0:53,567</u>	0:55,222	0:53,942
Lap 9	0:52,862	0:53,916	0:53,257	0:53,423	<u>0:53,462</u>		0:54,508	0:54,518	0:53,875
Lap 10	0:52,833	0:52,968	0:53,661	0:53,227			0:53,613	0:54,570	0:54,120
Lap 11	0:52,737	0:53,052	<u>0:52,929</u>	0:53,212			0:53,762	<u>0:53,834</u>	

DEUTSCHE KART-MEISTERSCHAFT

Round 4: 02 - 04 / 08 / 2019



KARTING GENK (BEL)



DMSB RegNr 166/19

free practice DKM (OK) Group 2


Ziel		Sektion 1		Sektion 2		Sektion 3	
Fahrername	Zeit	Fahrername	Zeit	Fahrername	Zeit	Fahrername	Zeit
1 34 Arnold,Felix	0:51,912	34 Arnold,Felix	0:20,837	34 Arnold,Felix	0:15,530	11 Mesch,Joel	0:15,514
2 99 Buus,Bastian	0:52,065	99 Buus,Bastian	0:20,903	43 Wiskirchen,Moritz	0:15,539	34 Arnold,Felix	0:15,536
3 14 Dörr,Ben	0:52,088	28 O´dey,Levi	0:20,928	14 Dörr,Ben	0:15,546	99 Buus,Bastian	0:15,537
4 38 Friis,Julie	0:52,152	25 Weimann,Julie	0:20,939	99 Buus,Bastian	0:15,565	38 Friis,Julie	0:15,572
5 43 Wiskirchen,Moritz	0:52,210	14 Dörr,Ben	0:20,947	38 Friis,Julie	0:15,578	14 Dörr,Ben	0:15,577
6 28 O´dey,Levi	0:52,219	6 Hamke,Nico	0:20,953	25 Weimann,Julie	0:15,588	43 Wiskirchen,Moritz	0:15,578
7 25 Weimann,Julie	0:52,262	38 Friis,Julie	0:20,977	11 Mesch,Joel	0:15,588	6 Hamke,Nico	0:15,593
8 11 Mesch,Joel	0:52,274	11 Mesch,Joel	0:20,987	28 O´dey,Levi	0:15,619	21 Van Vark,Lars	0:15,619
9 21 Van Vark,Lars	0:52,352	21 Van Vark,Lars	0:21,049	6 Hamke,Nico	0:15,626	12 Knopp,Josef	0:15,635
10 6 Hamke,Nico	0:52,355	4 Haverkort,Kas	0:21,051	4 Haverkort,Kas	0:15,635	28 O´dey,Levi	0:15,672
11 4 Haverkort,Kas	0:52,391	43 Wiskirchen,Moritz	0:21,070	21 Van Vark,Lars	0:15,673	48 Kramer,Pablo	0:15,687
12 12 Knopp,Josef	0:52,468	70 Santiago,Ramos	0:21,080	12 Knopp,Josef	0:15,742	25 Weimann,Julie	0:15,690
13 48 Kramer,Pablo	0:52,579	12 Knopp,Josef	0:21,091	48 Kramer,Pablo	0:15,751	4 Haverkort,Kas	0:15,705
14 70 Santiago,Ramos	0:52,604	48 Kramer,Pablo	0:21,128	41 Meyer Hansen,Mikkel	0:15,770	52 Marschalkowski,Jan	0:15,839
15 52 Marschalkowski,Jan	0:52,929	52 Marschalkowski,Jan	0:21,211	52 Marschalkowski,Jan	0:15,791	41 Meyer Hansen,Mikkel	0:15,849
16 41 Meyer Hansen,Mikkel	0:53,014	41 Meyer Hansen,Mikkel	0:21,332	54 Di Prima,Livio	0:15,928	54 Di Prima,Livio	0:15,894
17 54 Di Prima,Livio	0:53,462	24 Lagrotteria,Antonio	0:21,415	50 Ptácková,Sona	0:16,044	33 Fagone,Alessio	0:15,935
18 24 Lagrotteria,Antonio	0:53,532	33 Fagone,Alessio	0:21,503	24 Lagrotteria,Antonio	0:16,050	24 Lagrotteria,Antonio	0:16,041
19 33 Fagone,Alessio	0:53,567	54 Di Prima,Livio	0:21,608	18 Rosam,Max	0:16,057	50 Ptácková,Sona	0:16,067
20 50 Ptácková,Sona	0:53,834	18 Rosam,Max	0:21,647	33 Fagone,Alessio	0:16,058	18 Rosam,Max	0:16,080
21 18 Rosam,Max	0:53,875	50 Ptácková,Sona	0:21,723	70 Santiago,Ramos		70 Santiago,Ramos	

DEUTSCHE KART-MEISTERSCHAFT

Round 4: 02 - 04 / 08 / 2019

KARTING GENK (BEL)





DMSB RegNr 166/19

free practice DKM (OK) Group 2

Die schnellsten Zeiten

Ort	Nr. Fahrername	Zeit	Streckenl.	Ø Speed
Ziel	34 Arnold,Felix	0:51,912	1360 m	94,3 km/h
Sektion 1	34 Arnold,Felix	0:20,837	548 m	94,7 km/h
Sektion 2	34 Arnold,Felix	0:15,530	366 m	84,8 km/h
Sektion 3	11 Mesch,Joel	0:15,514	446 m	103,5 km/h


	Smr.34 Arnold,Felix DEU TB Racing Team	Smr.99 Buus,Bastian DNK RS Competition	Smr.14 Dörr,Ben DEU TB Racing Team	Smr.38 Friis,Julie DNK TK Racing	Smr.43 Wiskirchen,Moritz DEU TB Racing Team
best	theoretisch mögliche Bestzeit 0:51,903 Ziel Sektion 1 Sektion 2 Sektion 3 0:51,912 0:20,837 0:15,530 0:15,536	theoretisch mögliche Bestzeit 0:52,005 Ziel Sektion 1 Sektion 2 Sektion 3 0:52,065 0:20,903 0:15,565 0:15,537	theoretisch mögliche Bestzeit 0:52,070 Ziel Sektion 1 Sektion 2 Sektion 3 0:52,088 0:20,947 0:15,546 0:15,577	theoretisch mögliche Bestzeit 0:52,127 Ziel Sektion 1 Sektion 2 Sektion 3 0:52,152 0:20,977 0:15,578 0:15,572	theoretisch mögliche Bestzeit 0:52,187 Ziel Sektion 1 Sektion 2 Sektion 3 0:52,210 0:21,070 0:15,539 0:15,578
Runde 1	1:02,610 0:26,883 0:18,103 0:17,624	1:02,491 0:26,646 0:17,806 0:18,039	1:04,122 0:26,511 0:19,654 0:17,957	1:07,042 0:28,819 0:19,834 0:18,389	0:58,981 0:25,176 0:17,365 0:16,440
Runde 2	0:55,149 0:22,735 0:16,311 0:16,103	0:56,318 0:23,325 0:16,540 0:16,453	0:54,321 0:22,097 0:16,194 0:16,030	0:54,494 0:22,193 0:16,212 0:16,089	0:53,852 0:21,794 0:16,033 0:16,025
Runde 3	0:53,651 0:21,622 0:16,177 0:15,852	0:54,832 0:22,521 0:16,090 0:16,221	0:53,037 0:21,338 0:15,869 0:15,830	3:12,555 0:21,561 0:15,931 2:35,063	0:52,928 0:21,301 0:15,879 0:15,748
Runde 4	0:52,863 0:21,465 0:15,687 0:15,711	0:54,360 0:22,264 0:16,096 0:16,000	0:52,788 0:21,181 0:15,863 0:15,744	0:56,083 0:23,529 0:16,316 0:16,238	0:52,892 0:21,206 0:15,882 0:15,804
Runde 5	2:10,793 0:21,003 0:15,638 1:34,152	0:56,010 0:22,040 0:16,999 0:16,971	2:17,875 0:21,204 0:15,767 1:40,904	0:53,219 0:21,559 0:15,875 0:15,785	0:52,555 0:21,194 0:15,750 0:15,611
Runde 6	1:03,413 0:26,534 0:18,158 0:18,721	0:52,278 0:20,999 0:15,699 0:15,580	0:57,108 0:24,529 0:16,536 0:16,043	0:52,625 0:21,204 0:15,695 0:15,726	0:52,499 0:21,134 0:15,665 0:15,700
Runde 7	0:53,922 0:22,171 0:15,981 0:15,770	0:52,066 0:20,903 0:15,614 0:15,549	0:52,894 0:21,334 0:15,856 0:15,704	0:52,152 0:21,002 0:15,578 0:15,572	0:52,307 0:21,070 0:15,659 0:15,578
Runde 8	0:52,162 0:21,054 0:15,530 0:15,578	0:52,459 0:21,283 0:15,581 0:15,595	0:52,295 0:21,061 0:15,632 0:15,602	0:52,180 0:20,977 0:15,594 0:15,609	0:52,210 0:21,087 0:15,539 0:15,584
Runde 9	0:51,912 0:20,837 0:15,539 0:15,536	0:52,268 0:21,032 0:15,644 0:15,592	0:52,145 0:20,999 0:15,546 0:15,600	0:52,312 0:20,984 0:15,630 0:15,698	
Runde 10		0:52,101 0:20,932 0:15,565 0:15,604	0:52,088 0:20,947 0:15,564 0:15,577		
Runde 11		0:52,065 0:20,950 0:15,578 0:15,537			

DEUTSCHE KART-MEISTERSCHAFT

Round 4: 02 - 04 / 08 / 2019

KARTING GENK (BEL)







DMSB RegNr 166/19

free practice DKM (OK) Group 2

Die schnellsten Zeiten

Ort	Nr. Fahrername	Zeit	Streckenl.	Ø Speed
Ziel	34 Arnold,Felix	0:51,912	1360 m	94,3 km/h
Sektion 1	34 Arnold,Felix	0:20,837	548 m	94,7 km/h
Sektion 2	34 Arnold,Felix	0:15,530	366 m	84,8 km/h
Sektion 3	11 Mesch,Joel	0:15,514	446 m	103,5 km/h

	Snr.28 O'dey,Levi DEU RS Schumacher Racing Team	Snr.25 Weimann,Julie DEU Solgat Motorsport	Snr.11 Mesch,Joel DEU TB Racing Team	Snr.21 Van Vark,Lars NLD TB Racing Team	Snr.6 Hamtke,Nico DEU 3G Racing
best	theoretisch mögliche Bestzeit 0:52,219 Ziel Sektion 1 Sektion 2 Sektion 3 0:52,219 0:20,928 0:15,619 0:15,672	theoretisch mögliche Bestzeit 0:52,217 Ziel Sektion 1 Sektion 2 Sektion 3 0:52,262 0:20,939 0:15,588 0:15,690	theoretisch mögliche Bestzeit 0:52,089 Ziel Sektion 1 Sektion 2 Sektion 3 0:52,274 0:20,987 0:15,588 0:15,514	theoretisch mögliche Bestzeit 0:52,341 Ziel Sektion 1 Sektion 2 Sektion 3 0:52,352 0:21,049 0:15,673 0:15,619	theoretisch mögliche Bestzeit 0:52,172 Ziel Sektion 1 Sektion 2 Sektion 3 0:52,355 0:20,953 0:15,626 0:15,593
Runde 1	1:06,967 0:28,186 0:19,832 0:18,949	1:05,530 0:28,858 0:18,234 0:18,438	1:02,697 0:27,191 0:18,049 0:17,457	0:57,238 0:24,422 0:16,793 0:16,023	1:07,272 0:30,908 0:18,119 0:18,245
Runde 2	0:55,630 0:22,729 0:16,656 0:16,245	0:54,439 0:22,350 0:16,111 0:15,978	0:54,902 0:22,673 0:16,228 0:16,001	0:52,982 0:21,484 0:15,840 0:15,658	0:57,635 0:24,082 0:17,431 0:16,122
Runde 3	3:15,518 0:21,665 0:16,043 2:37,810	0:53,053 0:21,245 0:15,681 0:16,127	0:52,898 0:21,483 0:15,732 0:15,683	0:53,053 0:21,499 0:15,850 0:15,704	0:52,964 0:21,281 0:15,797 0:15,886
Runde 4	0:57,989 0:24,832 0:16,782 0:16,375	0:52,741 0:21,222 0:15,665 0:15,854	0:52,627 0:21,219 0:15,764 0:15,644	0:52,980 0:21,199 0:15,691 0:16,090	0:52,355 0:21,105 0:15,657 0:15,593
Runde 5	0:53,778 0:21,578 0:15,950 0:16,250	0:52,444 0:21,080 0:15,674 0:15,690	0:52,285 0:21,063 0:15,672 0:15,550	0:52,711 0:21,295 0:15,757 0:15,659	0:53,479 0:21,033 0:16,725 0:15,721
Runde 6	0:53,291 0:21,320 0:16,020 0:15,951	0:52,508 0:21,173 0:15,616 0:15,719	0:52,372 0:21,270 0:15,588 0:15,514	0:52,370 0:21,064 0:15,685 0:15,621	0:52,439 0:21,177 0:15,648 0:15,614
Runde 7	0:52,537 0:21,182 0:15,673 0:15,682	0:52,499 0:21,100 0:15,674 0:15,725	0:52,421 0:20,987 0:15,882 0:15,552	0:52,352 0:21,049 0:15,684 0:15,619	0:52,528 0:21,102 0:15,749 0:15,677
Runde 8	0:52,219 0:20,928 0:15,619 0:15,672	0:52,262 0:20,939 0:15,588 0:15,735	0:52,274 0:21,065 0:15,617 0:15,592	0:52,589 0:21,064 0:15,812 0:15,713	0:52,399 0:20,953 0:15,626 0:15,820
Runde 9				0:52,539 0:21,080 0:15,777 0:15,682	0:52,517 0:20,984 0:15,637 0:15,896
Runde 10				0:52,448 0:21,074 0:15,673 0:15,701	
Runde 11				0:21,158 0:15,986	

DEUTSCHE KART-MEISTERSCHAFT

KARTING GENK (BEL)

Round 4: 02 - 04 / 08 / 2019




DMSB RegNr 166/19

free practice DKM (OK) Group 2

Die schnellsten Zeiten

Ort	Nr. Fahrername	Zeit	Streckentl.	Ø Speed
Ziel	34 Arnold,Felix	0:51,912	1360 m	94,3 km/h
Sektion 1	34 Arnold,Felix	0:20,837	548 m	94,7 km/h
Sektion 2	34 Arnold,Felix	0:15,530	366 m	84,8 km/h
Sektion 3	11 Mesch,Joel	0:15,514	446 m	103,5 km/h


	Smr.4 Haverkort,Kas NLD CRG Keijzer racing	Smr.12 Knopp,Josef CZE TB Racing Team	Smr.48 Kramer,Pablo DEU Valier Motorsport	Smr.70 Santiago,Ramos MEX DR SRL	Smr.52 Marschalkowski,Jan DEU Lanari Racing Team
	theoretisch mögliche Bestzeit 0:52,391	theoretisch mögliche Bestzeit 0:52,468	theoretisch mögliche Bestzeit 0:52,566	theoretisch mögliche Bestzeit 0:21,080	theoretisch mögliche Bestzeit 0:52,841
best	Ziel Sektion 1 0:21,051 0:15,635 0:15,705	Ziel Sektion 1 0:21,091 0:15,742 0:15,635	Ziel Sektion 1 0:21,128 0:15,751 0:15,687	Ziel Sektion 1 0:21,080	Ziel Sektion 1 0:21,211 0:15,791 0:15,839
Runde 1	1:08,342 0:28,849 0:19,772 0:19,721	1:03,086 0:27,457 0:18,386 0:17,243	1:00,324 0:25,699 0:17,575 0:17,050	0:59,762 0:25,671	1:01,860 0:27,294 0:17,743 0:16,823
Runde 2	1:01,441 0:25,384 0:17,738 0:18,319	0:54,822 0:22,485 0:16,374 0:15,963	0:54,368 0:22,016 0:16,281 0:16,071	0:58,669 0:23,725	0:55,011 0:22,436 0:16,411 0:16,164
Runde 3	0:57,785 0:23,920 0:16,803 0:17,062	0:52,787 0:21,297 0:15,766 0:15,724	0:53,504 0:21,448 0:16,049 0:16,007	0:55,379 0:23,259	0:53,458 0:21,387 0:16,069 0:16,002
Runde 4	0:56,777 0:23,590 0:16,454 0:16,733	0:52,678 0:21,202 0:15,753 0:15,723	0:53,197 0:21,342 0:16,001 0:15,854	0:54,005 0:22,126	0:54,548 0:22,222 0:16,173 0:16,153
Runde 5	0:53,078 0:21,351 0:15,754 0:15,973	0:52,575 0:21,098 0:15,753 0:15,724	0:53,389 0:21,304 0:16,188 0:15,897	0:52,717 0:21,196	0:53,401 0:21,377 0:16,085 0:15,939
Runde 6	1:32,493 0:21,297 0:15,820 0:55,376	0:52,468 0:21,091 0:15,742 0:15,635	0:53,315 0:21,625 0:15,903 0:15,787	0:52,604 0:21,080	0:53,168 0:21,388 0:16,928 0:15,852
Runde 7	0:57,306 0:24,583 0:16,559 0:16,164	0:52,892 0:21,134 0:15,914 0:15,844	0:52,929 0:21,214 0:15,906 0:15,809	0:53,030 0:21,140	0:53,421 0:21,350 0:16,134 0:15,937
Runde 8	0:53,022 0:21,364 0:15,860 0:15,798	0:52,782 0:21,094 0:15,883 0:15,805	0:52,579 0:21,128 0:15,764 0:15,687	0:53,482 0:21,339	0:55,121 0:22,032 0:17,040 0:16,049
Runde 9	0:52,537 0:21,104 0:15,682 0:15,751		0:52,862 0:21,213 0:15,892 0:15,757	0:53,916 0:21,561	0:53,257 0:21,327 0:15,989 0:15,941
Runde 10	0:52,391 0:21,051 0:15,635 0:15,705		0:52,833 0:21,231 0:15,780 0:15,822	0:52,968 0:21,209	0:53,661 0:21,211 0:16,380 0:16,070
Runde 11			0:52,737 0:21,144 0:15,751 0:15,842	0:53,052 0:21,272	0:52,929 0:21,299 0:15,791 0:15,839

DEUTSCHE KART-MEISTERSCHAFT

Round 4: 02 - 04 / 08 / 2019

KARTING GENK (BEL)







DMSB RegNr 166/19

free practice DKM (OK) Group 2

Die schnellsten Zeiten

Ort	Nr. Fahrername	Zeit	Streckenl.	Ø Speed
Ziel	34 Arnold,Felix	0:51,912	1360 m	94,3 km/h
Sektion 1	34 Arnold,Felix	0:20,837	548 m	94,7 km/h
Sektion 2	34 Arnold,Felix	0:15,530	366 m	84,8 km/h
Sektion 3	11 Mesch,Joel	0:15,514	446 m	103,5 km/h


	Snr.41 Meyer Hansen,Mikkel DNK Racing Motor DK			Snr.54 Di Prima,Livio CHE Solgat Motorsport			Snr.24 Lagroterria,Antonio CHE Innovate Competition			Snr.33 Fagone,Alessio CHE Innovate Competition			Snr.50 Prácková,Sona CZE Kartshop Ampfing					
	theoretisch mögliche Bestzeit	Ziel	Bestzeit	theoretisch mögliche Bestzeit	Ziel	Bestzeit	theoretisch mögliche Bestzeit	Ziel	Bestzeit	theoretisch mögliche Bestzeit	Ziel	Bestzeit	theoretisch mögliche Bestzeit	Ziel	Bestzeit			
best	0:53,014	0:21,332	0:15,849	0:53,462	0:21,608	0:15,894	0:53,532	0:21,415	0:16,050	0:16,041	0:53,567	0:21,503	0:16,058	0:15,935	0:53,834	0:21,723	0:16,044	0:16,067
Runde 1	1:00,322	0:26,023	0:17,396	1:09,804	0:30,439	0:20,442	1:03,330	0:26,073	0:18,679	0:18,578	0:59,868	0:25,274	0:17,594	0:17,000	1:06,283	0:28,553	0:19,282	0:18,448
Runde 2	0:56,297	0:22,457	0:16,988	0:59,401	0:24,637	0:17,630	0:55,933	0:22,904	0:16,521	0:16,508	0:57,664	0:24,452	0:16,840	0:16,372	1:00,787	0:25,575	0:17,822	0:17,390
Runde 3	0:54,242	0:21,893	0:16,282	0:55,213	0:22,105	0:16,516	0:53,798	0:21,597	0:16,050	0:16,151	0:54,384	0:21,886	0:16,328	0:16,170	0:56,927	0:23,507	0:16,900	0:16,520
Runde 4	0:53,394	0:21,591	0:15,883	0:54,477	0:22,061	0:16,275	0:53,532	0:21,415	0:16,076	0:16,041	0:54,159	0:21,777	0:16,307	0:16,075	0:55,983	0:22,214	0:17,136	0:16,633
Runde 5	0:53,296	0:21,415	0:15,865	0:54,123	0:21,852	0:16,264					0:54,177	0:21,730	0:16,105	0:16,342	0:54,827	0:21,953	0:16,586	0:16,288
Runde 6	0:53,207	0:21,429	0:15,879	0:53,579	0:21,608	0:15,997					0:53,783	0:21,647	0:16,078	0:16,058	0:54,950	0:22,138	0:16,204	0:16,608
Runde 7	0:53,206	0:21,439	0:15,918	1:38,692	0:21,677	0:16,019					0:53,579	0:21,552	0:16,092	0:15,935	0:54,977	0:21,976	0:16,367	0:16,634
Runde 8	0:53,014	0:21,367	0:15,770	0:55,170	0:22,782	0:16,343					0:53,567	0:21,503	0:16,080	0:15,984	0:55,222	0:22,716	0:16,260	0:16,246
Runde 9	0:53,423	0:21,486	0:15,850	0:53,462	0:21,640	0:15,928					0:54,508	0:21,682	0:16,810	0:16,016	0:54,518	0:22,056	0:16,252	0:16,210
Runde 10	0:53,227	0:21,476	0:15,854								0:53,613	0:21,553	0:16,058	0:16,002	0:54,570	0:22,098	0:16,234	0:16,238
Runde 11	0:53,212	0:21,332	0:15,949								0:53,762	0:21,642	0:16,118	0:16,002	0:53,834	0:21,723	0:16,044	0:16,067

DEUTSCHE KART-MEISTERSCHAFT

Round 4: 02 - 04 / 08 / 2019

KARTING GENK (BEL)



DMSB RegNr 166/19

free practice DKM (OK) Group 2

Die schnellsten Zeiten

Ort	Nr. Fahrername	Zeit	Streckenl.	Ø Speed
Ziel	34 Arnold,Felix	0:51,912	1360 m	94,3 km/h
Sektion 1	34 Arnold,Felix	0:20,887	548 m	94,7 km/h
Sektion 2	34 Arnold,Felix	0:15,530	366 m	84,8 km/h
Sektion 3	11 Mesch,Joel	0:15,514	446 m	103,5 km/h

Snr. 18 Rosam,Max

DEU

TR Motorsport

theoretisch mögliche Bestzeit 0:53,784





	Ziel			Sektion 1			Sektion 2			Sektion 3						
	best	0:53,875	0:21,647	0:16,057	0:16,080	0:19,485	0:20,348	0:18,821	0:17,589	0:16,845	0:16,394	0:16,191	0:16,277	0:16,238	0:16,083	0:16,080
Runde 1	1:09,070	0:29,237	0:19,485	0:20,348												
Runde 2	1:03,291	0:26,552	0:17,918	0:18,821												
Runde 3	0:58,252	0:23,370	0:17,293	0:17,589												
Runde 4	0:56,978	0:23,425	0:16,708	0:16,845												
Runde 5	0:55,953	0:22,612	0:16,947	0:16,394												
Runde 6	0:54,996	0:22,482	0:16,323	0:16,191												
Runde 7	0:54,195	0:21,797	0:16,121	0:16,277												
Runde 8	0:53,942	0:21,647	0:16,057	0:16,238												
Runde 9	0:53,875	0:21,649	0:16,143	0:16,083												
Runde 10	0:54,120	0:21,897	0:16,143	0:16,080												
Runde 11																

free practice DKM (OK) Group 1

Strecke / track: 1360m
 started: 22 classified: 22 not classified: 0

Pos	Str. Nr.	Fahrer / Driver	Nation	Bewerber / Sponsor	Nation	Lizenz R-Lizenz	Chassis / Motor / Reifen	Runden Laps	Differenz	Abstand Gap	beste Runde best Lap	in R. in L.	Geschw. Speed
1	60	PAUWELS, Kobe	BEL	CV Performance Group	DEU	910066 KBF1141781	KR / IAME / Vega	8			0:52,031	8	94,1 km/h
2	1	THOMPSON, Harry	GBR	Ricky Flynn Motorsport	GBR	265302 162392	FA Kart / Vortex / Vega	9	0:00,063	0:00,063	0:52,094	9	94,0 km/h
3	2	SASSE, Hugo	DEU	TB Racing Team	DEU	IKC1147248 KBF1116906	Kart Republic / IAME / Vega	6	0:00,105	0:00,042	0:52,136	6	93,9 km/h
4	84	TRAVISANUTTO, Lorenzo	ITA	CV Performance Group	DEU	297878 KBF1141781	KR / IAME / Vega	9	0:00,119	0:00,014	0:52,150	9	93,9 km/h
5	16	GRIGGS, Luca	GBR	Kartshop Ampfing	DEU	298409 KBF1108764	Tony Kart / TM / Vega	8	0:00,121	0:00,002	0:52,152	8	93,9 km/h
6	30	HOLZEM, Juliano	DEU	Lanari Racing Team	DEU	IKC1195324 KBF1159049	Kart Republic / Parilla / Vega	7	0:00,250	0:00,129	0:52,281	7	93,6 km/h
7	29	HOLZEM, Sandro	DEU	Lanari Racing Team	DEU	IKC1195323 KBF1159049	Kart Republic / Parilla / Vega	7	0:00,251	0:00,001	0:52,282	6	93,6 km/h
8	17	FÜNGELING, Luke Brando	DEU	Valier Motorsport	DEU	IKC1136804 KBF1063735	KR / IAME / Vega	9	0:00,262	0:00,011	0:52,293	9	93,6 km/h
9	13	TAUSCHER, Alexander	DEU	Junior TEAM75	DEU	IKC1162751 KBF1154079	Kart Republic / IAME / Vega	8	0:00,289	0:00,027	0:52,320	7	93,6 km/h
10	27	BORN, Miklas	CHE	Innovate Competition	CHE	505145 500033	Exprit / IAME / Vega	10	0:00,384	0:00,095	0:52,415	10	93,4 km/h
11	7	TRÖGER, Niels	DEU	CRG Keijzer racing	NLD	IKC1139697 28613	CRG / TM / Vega	8	0:00,479	0:00,095	0:52,510	8	93,2 km/h
12	15	BÖNIGHAUSEN, Colin Jam	DEU	TB Racing Team	DEU	IKC1139697 KBF1116906	KR / IAME / Vega	9	0:00,481	0:00,002	0:52,512	9	93,2 km/h
13	37	DEGNBOL, Noah	DNK	RS Competition	DNK	65659 36053	Tony Kart / Vortex / Vega	11	0:00,559	0:00,078	0:52,590	11	93,1 km/h
14	45	KELSTRUP, Georg	SWE	TK Racing	DNK	200407023050 52208	FA Kart / TM / Vega	9	0:00,618	0:00,059	0:52,649	8	93,0 km/h
15	8	LIWINSKI, David	NLD	BIREL ART RACING KSW	AUT	35786 BK102	Birel Art / IAME / Vega	11	0:00,669	0:00,051	0:52,700	11	92,9 km/h
16	10	RIED, Jonas	DEU	Solgat Motorsport	DEU	IKC1167350 KBF1079882	Birel Art / TM / Vega	8	0:00,746	0:00,077	0:52,777	8	92,8 km/h
17	36	ANDERRÜTI, Leandro	CHE	RS Schumacher Racing Team	DEU	500212 KBF1067587	IPK-Praga / TM / Vega	8	0:00,855	0:00,109	0:52,886	8	92,6 km/h
18	39	BRADAL, Rasmus	DNK	RS Competition	DNK	39340 36053	Tony Kart / Vortex / Vega	11	0:01,181	0:00,326	0:53,212	10	92,0 km/h
19	65	KÖLSCHBACH, Carl Louis	DEU	Achim Kölschbach	DEU	IKC1172727 BEK1194935	SODI / Vortex / Vega	9	0:01,339	0:00,158	0:53,370	7	91,7 km/h
20	31	BELHOCINE, Sebastien	CZE	Strnadel Motorsport	CZE	19AS0129 18AT01511	KR / IAME / Vega	5	0:01,660	0:00,321	0:53,691	5	91,2 km/h
21	9	BAERISWYL, Alain	CHE	Kartteam Meier GmbH	CHE	500344 500008	DR / Rexion / Vega	8	0:01,724	0:00,064	0:53,755	8	91,1 km/h
22	20	ÖGAARD, Sebastian	DNK	Ward Racing	SWE	55995 102	Tony Kart / Vortex / Vega	7	0:01,754	0:00,030	0:53,785	7	91,0 km/h

Rennleitung: Volker Ehekircher Racedirektor: Horst Seidel
 Sportkommissare: Nikolas Spaderna / Ulrich Bell / Hans-Willi Baumgarten
 Techn. Kommissare: Hans-Jürgen Dangers / M. Grasshoff / C. Schmidt / J. Lawinger / K.L. Rusczyński / H.-W. Schäfer / A. Sengpiel
 Zeitnahme: KART-DATA timing service Franz Schieszler







DEUTSCHE KART-MEISTERSCHAFT

Round 4: 02 - 04 / 08 / 2019

KARTING GENK (BEL)


DMSB



DMSB RegNr 166/19

free practice DKM (OK) Group 1

Fahrername Driver	Pauwels Kobe	Thompson Harry	Sasse Hugo	Travisanuffo Lorenzo	Griggs Luca	Holzem Juliano	Holzem Sandro	Füngeling Luke Brandon	Tauscher Alexander	Born Miklas	Tröger Niels	Bönighausen Colin Jamie
schnellste Runde in Runde	0:52,031 Rn. 8	0:52,094 Rn. 9	0:52,136 Rn. 6	0:52,150 Rn. 9	0:52,152 Rn. 8	0:52,281 Rn. 7	0:52,282 Rn. 6	0:52,293 Rn. 9	0:52,320 Rn. 7	0:52,415 Rn. 10	0:52,510 Rn. 8	0:52,512 Rn. 9
Speed	94,1 km/h	94,0 km/h	93,9 km/h	93,9 km/h	93,9 km/h	93,6 km/h	93,6 km/h	93,6 km/h	93,6 km/h	93,4 km/h	93,2 km/h	93,2 km/h
Lap 1	1:02,980	1:05,929	1:04,432	1:06,701	1:03,988	1:02,053	0:59,860	1:04,088	1:04,513	1:03,186	1:02,532	1:04,856
Lap 2	0:54,858	0:59,842	0:55,738	0:56,082	0:55,594	0:54,350	0:54,052	0:57,697	0:56,534	0:55,616	0:55,609	0:56,654
Lap 3	0:54,340	0:55,551	0:53,663	0:54,381	0:54,572	0:54,022	0:53,811	2:54,189	0:54,954	0:54,495	0:54,399	2:43,996
Lap 4	3:07,795	0:55,898	0:52,876	0:53,688	3:32,671	0:53,862	0:53,177	0:57,018	0:53,657	0:53,508	3:40,074	0:57,768
Lap 5	0:58,716	2:03,814	0:52,619	2:44,646	0:58,877	0:52,921	0:52,519	0:53,841	0:53,098	0:54,652	0:57,898	0:53,992
Lap 6	0:53,387	0:59,661	0:52,136	0:58,392	0:52,965	0:52,562	0:52,282	0:53,143	0:52,500	0:53,857	0:53,637	0:53,635
Lap 7	0:52,523	0:52,907	0:52,619	0:52,816	0:52,332	0:52,281	0:52,819	0:52,601	0:52,320	0:56,372	0:52,757	0:53,008
Lap 8	0:52,031	0:52,449	0:52,136	0:52,780	0:52,152	0:52,281	0:52,819	0:52,668	0:52,353	0:52,965	0:52,510	0:52,792
Lap 9		0:52,094	0:52,136	0:52,150				0:52,293		0:52,854		
Lap 10										0:52,415		
Lap 11												


DEUTSCHE KART-MEISTERSCHAFT

Round 4: 02 - 04 / 08 / 2019



KARTING GENK (BEL)



DMSB RegNr 166/19

free practice DKM (OK) Group 1


Fahrername Driver	Degnbol Noah	Kelstrup Georg	Liwinski David	Ried Jonas	Anderrüti Leandro	Bradal Rasmus	Kölschbach Carl Louis	Belhocine Sebastien	Baeriswyl Alain	Ögaard Sebastian
schnellste Runde in Runde	0:52,590 Rn. 11	0:52,649 Rn. 8	0:52,700 Rn. 11	0:52,777 Rn. 8	0:52,886 Rn. 8	0:53,212 Rn. 10	0:53,370 Rn. 7	0:53,691 Rn. 5	0:53,755 Rn. 8	0:53,785 Rn. 7
Speed	93,1 km/h	93,0 km/h	92,9 km/h	92,8 km/h	92,6 km/h	92,0 km/h	91,7 km/h	91,2 km/h	91,1 km/h	91,0 km/h
Lap 1	1:05,366	1:05,017	1:04,057	1:04,123	1:06,615	1:06,516	1:02,244	1:07,234	1:04,410	1:01,125
Lap 2	0:55,421	0:59,724	0:55,607	0:56,432	0:58,232	0:59,552	0:55,497	1:02,410	0:57,341	0:55,676
Lap 3	0:53,749	0:55,202	0:54,113	0:54,071	0:55,888	0:55,508	2:54,508	0:58,643	0:55,925	1:52,204
Lap 4	0:53,389	2:49,989	0:53,349	0:53,571	0:54,729	0:55,720	1:00,288	0:54,736	0:54,509	0:55,784
Lap 5	0:53,179	0:58,942	0:53,089	0:52,939	3:12,990	0:54,330	0:57,891	0:53,691	0:53,907	0:54,609
Lap 6	0:53,054	0:53,994	0:53,457	0:53,022	0:59,241	0:53,639	0:53,830	0:53,970	0:53,970	0:53,891
Lap 7	0:53,690	0:52,953	0:52,956	0:52,910	0:53,386	0:53,604	0:53,370	0:54,185	0:54,185	0:53,785
Lap 8	0:53,420	0:52,649	0:52,901	0:52,777	0:52,886	0:53,373	0:53,447	0:53,447	0:53,755	
Lap 9	0:53,003	0:52,738	0:53,164			0:53,337	0:53,493			
Lap 10	0:52,746		0:53,044			0:53,212				
Lap 11	0:52,590		0:52,700			0:53,290				

DEUTSCHE KART-MEISTERSCHAFT

Round 4: 02 - 04 / 08 / 2019

KARTING GENK (BEL)



DMSB

DMSB RegNr 166/19

free practice DKM (OK) Group 1




Ziel		Sektion 1		Sektion 2		Sektion 3	
Fahrername	Zeit	Fahrername	Zeit	Fahrername	Zeit	Fahrername	Zeit
1 60 Pauwels,Kobe	0:52,031	1 Thompson,Harry	0:20,886	17 Füngeling,Luke Brandon	0:15,513	13 Tauscher,Alexander	0:15,560
2 1 Thompson,Harry	0:52,094	60 Pauwels,Kobe	0:20,907	16 Griggs,Luca	0:15,525	60 Pauwels,Kobe	0:15,568
3 2 Sasse,Hugo	0:52,136	84 Travanutto,Lorenzo	0:20,916	60 Pauwels,Kobe	0:15,556	1 Thompson,Harry	0:15,590
4 84 Travanutto,Lorenzo	0:52,150	2 Sasse,Hugo	0:20,936	2 Sasse,Hugo	0:15,574	84 Travanutto,Lorenzo	0:15,609
5 16 Griggs,Luca	0:52,152	16 Griggs,Luca	0:20,945	30 Holzem,Juliano	0:15,580	2 Sasse,Hugo	0:15,626
6 30 Holzem,Juliano	0:52,281	29 Holzem,Sandro	0:21,038	29 Holzem,Sandro	0:15,597	36 Anderrüti,Leandro	0:15,632
7 29 Holzem,Sandro	0:52,282	17 Füngeling,Luke Brandon	0:21,050	1 Thompson,Harry	0:15,618	30 Holzem,Juliano	0:15,640
8 17 Füngeling,Luke Brandon	0:52,293	27 Born,Miklas	0:21,054	84 Travanutto,Lorenzo	0:15,625	27 Born,Miklas	0:15,644
9 13 Tauscher,Alexander	0:52,320	30 Holzem,Juliano	0:21,061	13 Tauscher,Alexander	0:15,647	29 Holzem,Sandro	0:15,647
10 27 Born,Miklas	0:52,415	15 Bönighausen,Colin Jamie	0:21,075	7 Träger,Niels	0:15,651	16 Griggs,Luca	0:15,680
11 7 Träger,Niels	0:52,510	45 Kelstrup,Georg	0:21,076	45 Kelstrup,Georg	0:15,667	10 Ried,Jonas	0:15,714
12 15 Bönighausen,Colin Jamie	0:52,512	13 Tauscher,Alexander	0:21,104	15 Bönighausen,Colin Jamie	0:15,680	17 Füngeling,Luke Brandon	0:15,730
13 37 Degnbol,Noah	0:52,590	37 Degnbol,Noah	0:21,113	10 Ried,Jonas	0:15,694	7 Träger,Niels	0:15,737
14 45 Kelstrup,Georg	0:52,649	7 Träger,Niels	0:21,122	37 Degnbol,Noah	0:15,706	15 Bönighausen,Colin Jamie	0:15,757
15 8 Liwinski,David	0:52,700	8 Liwinski,David	0:21,148	27 Born,Miklas	0:15,717	8 Liwinski,David	0:15,761
16 10 Ried,Jonas	0:52,777	10 Ried,Jonas	0:21,155	8 Liwinski,David	0:15,738	37 Degnbol,Noah	0:15,762
17 36 Anderrüti,Leandro	0:52,886	39 Bradal,Rasmus	0:21,326	36 Anderrüti,Leandro	0:15,847	45 Kelstrup,Georg	0:15,825
18 39 Bradal,Rasmus	0:53,212	65 Kölschbach,Carl Louis	0:21,328	65 Kölschbach,Carl Louis	0:15,886	39 Bradal,Rasmus	0:15,923
19 65 Kölschbach,Carl Louis	0:53,370	36 Anderrüti,Leandro	0:21,407	9 Baeriswyl,Alain	0:15,910	65 Kölschbach,Carl Louis	0:15,945
20 31 Belhocine,Sebastien	0:53,691	20 Ögaard,Sebastian	0:21,468	31 Belhocine,Sebastien	0:15,920	31 Belhocine,Sebastien	0:15,953
21 9 Baeriswyl,Alain	0:53,755	31 Belhocine,Sebastien	0:21,522	39 Bradal,Rasmus	0:15,926	9 Baeriswyl,Alain	0:16,083
22 20 Ögaard,Sebastian	0:53,785	9 Baeriswyl,Alain	0:21,549	20 Ögaard,Sebastian	0:16,001	20 Ögaard,Sebastian	0:16,316

free practice DKM (OK) Group 1

Die schnellsten Zeiten

Ort	Nr. Fahrername	Zeit	Streckenl.	Ø Speed
Ziel	60 Pauwels,Kobe	0:52,031	1360 m	94,1 km/h
Sektion 1	1 Thompson,Harry	0:20,886	548 m	94,5 km/h
Sektion 2	17 Füngeling,Luke Brandon	0:15,513	366 m	84,9 km/h
Sektion 3	13 Tauscher,Alexander	0:15,560	446 m	103,2 km/h


	Smr.60 Pauwels,Kobe BEL CV Performance Group theoretisch mögliche Bestzeit 0:52,031	Smr.1 Thompson,Harry GBR Ricky Flynn Motorsport theoretisch mögliche Bestzeit 0:52,094	Smr.2 Sasse,Hugo DEU TB Racing Team theoretisch mögliche Bestzeit 0:52,136	Smr.84 Trivisanutto,Lorenzo ITA CV Performance Group theoretisch mögliche Bestzeit 0:52,150	Smr.16 Griggs,Luca GBR Kartshop Ampling theoretisch mögliche Bestzeit 0:52,150
best	Ziel Sektion 1 Sektion 2 Sektion 3 0:52,031 0:20,907 0:15,556 0:15,568	Ziel Sektion 1 Sektion 2 Sektion 3 0:52,094 0:20,886 0:15,618 0:15,590	Ziel Sektion 1 Sektion 2 Sektion 3 0:52,136 0:20,936 0:15,574 0:15,626	Ziel Sektion 1 Sektion 2 Sektion 3 0:52,150 0:20,916 0:15,625 0:15,609	Ziel Sektion 1 Sektion 2 Sektion 3 0:52,152 0:20,945 0:15,525 0:15,680
Runde 1	1:02,980 0:28,059 0:18,128 0:16,793	1:05,929 0:28,370 0:18,748 0:18,811	1:04,432 0:27,344 0:18,922 0:18,166	1:06,701 0:29,294 0:19,186 0:18,221	1:03,988 0:27,508 0:18,798 0:17,682
Runde 2	0:54,858 0:22,297 0:16,343 0:16,218	0:59,842 0:24,761 0:17,617 0:17,464	0:55,738 0:22,956 0:16,478 0:16,304	0:56,082 0:23,069 0:16,518 0:16,495	0:55,594 0:22,591 0:16,568 0:16,435
Runde 3	0:54,340 0:21,950 0:16,280 0:16,110	0:55,551 0:22,388 0:16,537 0:16,626	0:53,663 0:21,516 0:16,098 0:16,049	0:54,381 0:21,861 0:16,221 0:16,299	0:54,572 0:22,011 0:16,357 0:16,204
Runde 4	3:07,795 0:21,485 0:15,991 2:30,319	0:55,898 0:22,567 0:16,567 0:16,764	0:52,876 0:21,296 0:15,747 0:15,833	0:53,688 0:21,612 0:15,890 0:16,186	3:32,671 0:21,585 0:16,024 2:55,062
Runde 5	0:58,716 0:25,213 0:17,040 0:16,463	2:03,814 0:21,929 0:16,262 1:25,623	0:52,619 0:21,146 0:15,704 0:15,769	2:44,646 0:21,591 0:16,118 2:06,937	0:58,877 0:25,150 0:17,267 0:16,460
Runde 6	0:53,387 0:21,477 0:16,054 0:15,856	0:59,661 0:26,076 0:17,378 0:16,207	0:52,136 0:20,936 0:15,574 0:15,626	0:58,392 0:24,293 0:17,763 0:16,336	0:52,965 0:21,298 0:15,864 0:15,803
Runde 7	0:52,523 0:21,044 0:15,769 0:15,710	0:52,907 0:21,260 0:15,887 0:15,760	0:22,647 0:17,330	0:52,816 0:21,295 0:15,760 0:15,761	0:52,332 0:21,088 0:15,564 0:15,680
Runde 8	0:52,031 0:20,907 0:15,556 0:15,568	0:52,449 0:20,961 0:15,826 0:15,662		0:52,780 0:21,208 0:15,746 0:15,826	0:52,152 0:20,945 0:15,525 0:15,682
Runde 9		0:52,094 0:20,886 0:15,618 0:15,590		0:52,150 0:20,916 0:15,625 0:15,609	
Runde 10					

DEUTSCHE KART-MEISTERSCHAFT

Round 4: 02 - 04 / 08 / 2019

KARTING GENK (BEL)





DMSB RegNr 166/19

free practice DKM (OK) Group 1

Die schnellsten Zeiten

Ort	Nr. Fahrername	Streckenl.	Zeit	Ø Speed
Ziel	60 Pauwels,Kobe	1360 m	0:52,031	94,1 km/h
Sektion 1	1 Thompson,Harry	548 m	0:20,886	94,5 km/h
Sektion 2	17 Füngeling,Luke Brandon	366 m	0:15,513	84,9 km/h
Sektion 3	13 Tauscher,Alexander	446 m	0:15,560	103,2 km/h


	Smr.30 Holzem,Juliano DEU Lanari Racing Team	Smr.29 Holzem,Sandro DEU Lanari Racing Team	Smr.17 Füngeling,Luke Brandon DEU Valier Motorsport	Smr.13 Tauscher,Alexander DEU Junior TEAM75	Smr.27 Born,Miklas CHE Innovate Competition
best	theoretisch mögliche Bestzeit 0:52,281 Ziel Sektion 1 Sektion 2 Sektion 3 0:52,281 0:21,061 0:15,580 0:15,640	theoretisch mögliche Bestzeit 0:52,282 Ziel Sektion 1 Sektion 2 Sektion 3 0:52,282 0:21,038 0:15,597 0:15,647	theoretisch mögliche Bestzeit 0:52,293 Ziel Sektion 1 Sektion 2 Sektion 3 0:52,293 0:21,050 0:15,513 0:15,730	theoretisch mögliche Bestzeit 0:52,311 Ziel Sektion 1 Sektion 2 Sektion 3 0:52,320 0:21,104 0:15,647 0:15,560	theoretisch mögliche Bestzeit 0:52,415 Ziel Sektion 1 Sektion 2 Sektion 3 0:52,415 0:21,054 0:15,717 0:15,644
Runde 1	1:02,053 0:27,107 0:18,006 0:16,940	0:59,860 0:26,063 0:17,272 0:16,525	1:04,088 0:27,490 0:18,572 0:18,026	1:04,513 0:28,371 0:18,332 0:17,810	1:03,186 0:27,948 0:17,931 0:17,307
Runde 2	0:54,350 0:21,969 0:16,205 0:16,176	0:54,052 0:21,740 0:16,246 0:16,066	0:57,697 0:23,392 0:16,926 0:17,379	0:56,534 0:23,497 0:16,753 0:16,284	0:55,616 0:22,715 0:16,532 0:16,369
Runde 3	0:54,022 0:21,891 0:16,140 0:15,991	0:53,811 0:21,702 0:16,138 0:15,971	2:54,189 0:24,732 0:17,887 2:11,570	0:54,954 0:22,645 0:16,374 0:15,935	0:54,495 0:21,890 0:16,316 0:16,289
Runde 4	0:53,862 0:21,895 0:16,151 0:15,816	0:53,177 0:21,462 0:15,945 0:15,770	0:57,018 0:23,718 0:16,810 0:16,490	0:53,657 0:21,658 0:16,065 0:15,934	0:53,508 0:21,550 0:16,007 0:15,951
Runde 5	0:52,921 0:21,319 0:15,831 0:15,771	0:52,519 0:21,126 0:15,680 0:15,713	0:53,841 0:21,633 0:16,145 0:16,063	0:53,098 0:21,300 0:15,960 0:15,838	0:54,652 0:21,509 0:16,472 0:16,671
Runde 6	0:52,562 0:21,139 0:15,741 0:15,682	0:52,282 0:21,038 0:15,597 0:15,647	0:53,143 0:21,326 0:15,873 0:15,944	0:52,500 0:21,155 0:15,684 0:15,661	0:53,857 0:21,744 0:16,052 0:16,061
Runde 7	0:52,281 0:21,061 0:15,580 0:15,640	0:52,819 0:21,230 0:15,855 0:15,734	0:52,601 0:21,128 0:15,655 0:15,818	0:52,320 0:21,113 0:15,647 0:15,560	0:56,372 0:22,236 0:17,780 0:16,356
Runde 8			0:52,668 0:21,186 0:15,736 0:15,746	0:52,353 0:21,104 0:15,653 0:15,596	0:52,965 0:21,354 0:15,886 0:15,775
Runde 9			0:52,293 0:21,050 0:15,513 0:15,730		0:52,854 0:21,160 0:15,958 0:15,736
Runde 10					0:52,415 0:21,054 0:15,717 0:15,644
Runde 11					

DEUTSCHE KART-MEISTERSCHAFT

KARTING GENK (BEL)

Round 4: 02 - 04 / 08 / 2019





DMSB RegNr 166/19

free practice DKM (OK) Group 1

Die schnellsten Zeiten

Ort	Nr. Fahrername	Zeit	Streckenl.	Ø Speed
Ziel	60 Pauwels,Kobe	0:52,031	1360 m	94,1 km/h
Sektion 1	1 Thompson,Harry	0:20,886	548 m	94,5 km/h
Sektion 2	17 Füngeling,Luke Brandon	0:15,513	366 m	84,9 km/h
Sektion 3	13 Tauscher,Alexander	0:15,560	446 m	103,2 km/h


	Smr.7 Tröger,Niels DEU CRG Keizer racing theoretisch mögliche Bestzeit 0:52,510	Smr.15 Bönighausen,Colin Jamie DEU TB Racing Team theoretisch mögliche Bestzeit 0:52,512	Smr.37 Degnbol,Noah DNK RS Competition theoretisch mögliche Bestzeit 0:52,581	Smr.45 Keistrup,Georg SWE TK Racing theoretisch mögliche Bestzeit 0:52,568	Smr.8 Liwinski,David NLD BIREL ART RACING KSW theoretisch mögliche Bestzeit 0:52,647
best	Ziel Sektion 1 Sektion 2 Sektion 3 0:52,510 0:21,122 0:15,651 0:15,737	Ziel Sektion 1 Sektion 2 Sektion 3 0:52,512 0:21,075 0:15,680 0:15,757	Ziel Sektion 1 Sektion 2 Sektion 3 0:52,590 0:21,113 0:15,706 0:15,762	Ziel Sektion 1 Sektion 2 Sektion 3 0:52,649 0:21,076 0:15,667 0:15,825	Ziel Sektion 1 Sektion 2 Sektion 3 0:52,700 0:21,148 0:15,738 0:15,761
Runde 1	1:02,532 0:26,754 0:18,476 0:17,302	1:04,856 0:28,423 0:18,463 0:17,970	1:05,366 0:29,245 0:18,892 0:17,229	1:05,017 0:27,110 0:19,748 0:18,159	1:04,057 0:28,237 0:18,312 0:17,508
Runde 2	0:55,609 0:22,516 0:16,630 0:16,463	0:56,654 0:22,651 0:16,927 0:17,076	0:55,421 0:22,569 0:16,652 0:16,200	0:59,724 0:25,427 0:17,445 0:16,852	0:55,607 0:22,766 0:16,478 0:16,363
Runde 3	0:54,399 0:21,941 0:16,223 0:16,235	2:43,996 0:22,081 0:16,390 2:05,525	0:53,749 0:21,650 0:16,145 0:15,954	0:55,202 0:22,262 0:16,356 0:16,584	0:54,113 0:21,783 0:16,237 0:16,093
Runde 4	3:40,074 0:21,654 0:16,095 3:02,325	0:57,768 0:24,340 0:16,986 0:16,442	0:53,389 0:21,329 0:16,047 0:16,013	2:49,989 0:22,047 0:16,585 2:11,357	0:53,349 0:21,435 0:15,909 0:16,005
Runde 5	0:57,898 0:24,536 0:16,969 0:16,393	0:53,992 0:21,881 0:16,145 0:15,966	0:53,179 0:21,287 0:15,997 0:15,895	0:58,942 0:25,210 0:17,253 0:16,479	0:53,089 0:21,335 0:15,840 0:15,914
Runde 6	0:53,637 0:21,667 0:15,982 0:15,988	0:53,635 0:21,567 0:16,153 0:15,915	0:53,054 0:21,241 0:15,921 0:15,892	0:53,994 0:21,899 0:16,120 0:15,975	0:53,457 0:21,499 0:15,941 0:16,017
Runde 7	0:52,757 0:21,264 0:15,719 0:15,774	0:53,008 0:21,301 0:15,911 0:15,796	0:53,690 0:21,765 0:15,947 0:15,978	0:52,953 0:21,321 0:15,807 0:15,825	0:52,956 0:21,272 0:15,819 0:15,865
Runde 8	0:52,510 0:21,122 0:15,651 0:15,737	0:52,792 0:21,179 0:15,843 0:15,770	0:53,420 0:21,309 0:16,210 0:15,901	0:52,649 0:21,076 0:15,667 0:15,906	0:52,901 0:21,278 0:15,808 0:15,815
Runde 9		0:52,512 0:21,075 0:15,680 0:15,757	0:53,003 0:21,311 0:15,817 0:15,875	0:52,738 0:21,174 0:15,691 0:15,873	0:53,164 0:21,148 0:15,810 0:16,206
Runde 10			0:52,746 0:21,208 0:15,776 0:15,762		0:53,044 0:21,421 0:15,826 0:15,797
Runde 11			0:52,590 0:21,113 0:15,706 0:15,771		0:52,700 0:21,201 0:15,738 0:15,761

DEUTSCHE KART-MEISTERSCHAFT

Round 4: 02 - 04 / 08 / 2019

KARTING GENK (BEL)







DMSB RegNr 166/19

free practice DKM (OK) Group 1

Die schnellsten Zeiten

Ort	Nr. Fahrername	Zeit	Streckenl.	Ø Speed
Ziel	60 Pauwels,Kobe	0:52,031	1360 m	94,1 km/h
Sektion 1	1 Thompson,Harry	0:20,886	548 m	94,5 km/h
Sektion 2	17 Füngeling,Luke Brandon	0:15,513	366 m	84,9 km/h
Sektion 3	13 Tauscher,Alexander	0:15,560	446 m	103,2 km/h

	Smr.10 Ried,Jonas DEU Solgat Motorsport	Smr.36 Anderrütji,Leandro CHE RS Schumacher Racing Team	Smr.39 Bradal,Rasmus DNK RS Competition	Smr.65 Kölschbach,Carl Louis DEU Achim Kölschbach	Smr.31 Belhocine,Sebastien CZE Strnadel Motorsport
best	theoretisch mögliche Bestzeit 0:52,563 Ziel Sektion 1 Sektion 2 Sektion 3 0:52,777 0:21,155 0:15,694 0:15,714	theoretisch mögliche Bestzeit 0:52,886 Ziel Sektion 1 Sektion 2 Sektion 3 0:52,886 0:21,407 0:15,847 0:15,632	theoretisch mögliche Bestzeit 0:53,175 Ziel Sektion 1 Sektion 2 Sektion 3 0:53,212 0:21,326 0:15,926 0:15,923	theoretisch mögliche Bestzeit 0:53,159 Ziel Sektion 1 Sektion 2 Sektion 3 0:53,370 0:21,328 0:15,886 0:15,945	theoretisch mögliche Bestzeit 0:53,395 Ziel Sektion 1 Sektion 2 Sektion 3 0:53,691 0:21,522 0:15,920 0:15,953
Runde 1	1:04,123 0:27,043 0:18,593 0:18,487	1:06,615 0:27,948 0:20,159 0:18,508	1:06,516 0:28,847 0:19,264 0:18,405	1:02,244 0:26,473 0:18,303 0:17,468	1:07,234 0:28,225 0:19,576 0:19,433
Runde 2	0:56,432 0:23,131 0:16,661 0:16,640	0:56,232 0:23,629 0:17,585 0:17,018	0:59,552 0:24,620 0:17,884 0:17,048	0:55,497 0:22,415 0:16,597 0:16,485	1:02,410 0:25,811 0:18,712 0:17,887
Runde 3	0:54,071 0:21,840 0:16,177 0:16,054	0:55,888 0:23,261 0:16,418 0:16,209	0:55,508 0:22,409 0:16,539 0:16,560	2:54,508 0:21,752 0:16,321 2:16,435	0:58,643 0:23,199 0:17,398 0:18,046
Runde 4	0:53,571 0:21,663 0:16,001 0:15,907	0:54,729 0:21,852 0:16,245 0:16,632	0:55,720 0:22,501 0:16,463 0:16,756	1:00,288 0:24,991 0:17,372 0:17,925	0:54,736 0:22,127 0:16,323 0:16,286
Runde 5	0:52,939 0:21,278 0:15,799 0:15,862	3:12,990 0:21,819 0:16,249 2:34,922	0:54,330 0:21,883 0:16,231 0:16,216	0:57,891 0:22,459 0:19,021 0:16,411	0:53,691 0:21,640 0:16,098 0:15,953
Runde 6	0:53,022 0:21,155 0:15,784 0:16,083	0:59,241 0:24,691 0:17,625 0:16,925	0:53,639 0:21,491 0:16,029 0:16,119	0:53,830 0:21,664 0:16,147 0:16,019	0:53,691 0:21,640 0:16,098 0:15,953
Runde 7	0:52,910 0:21,375 0:15,694 0:15,841	0:53,386 0:21,589 0:16,025 0:15,772	0:53,604 0:21,400 0:16,135 0:16,069	0:53,370 0:21,472 0:15,953 0:15,945	0:53,691 0:21,640 0:16,098 0:15,953
Runde 8	0:52,777 0:21,320 0:15,743 0:15,714	0:52,886 0:21,407 0:15,847 0:15,632	0:53,373 0:21,441 0:15,926 0:16,006	0:53,447 0:21,330 0:16,019 0:16,098	0:53,691 0:21,640 0:16,098 0:15,953
Runde 9			0:53,337 0:21,346 0:15,947 0:16,044	0:53,493 0:21,328 0:15,886 0:16,279	
Runde 10			0:53,212 0:21,340 0:15,949 0:15,923		
Runde 11			0:53,290 0:21,326 0:16,014 0:15,950		

DEUTSCHE KART-MEISTERSCHAFT

Round 4: 02 - 04 / 08 / 2019

KARTING GENK (BEL)

DMSB RegNr 166/19

free practice DKM (OK) Group 1

Die schnellsten Zeiten

Ort	Nr. Fahrername	Zeit	Streckenl.	ø Speed
Ziel	60 Pauwels,Kobe	0:52,031	1360 m	94,1 km/h
Sektion 1	1 Thompson,Harry	0:20,886	548 m	94,5 km/h
Sektion 2	17 Füngeling,Luke Brandon	0:15,513	366 m	84,9 km/h
Sektion 3	13 Tauscher,Alexander	0:15,560	446 m	103,2 km/h

	Smr.9 Boeriswyf,Alain CHE Kartteam Meter GmbH	Smr.20 Ogaard,Sebastian DNK Ward Racing	Ziel	Sektion 1	Sektion 2	Sektion 3	Ziel	Sektion 1	Sektion 2	Sektion 3	Ziel	Sektion 1	Sektion 2	Sektion 3
best	theoretisch mögliche Bestzeit 0:53,542	theoretisch mögliche Bestzeit 0:53,785												
Runde 1	1:04,410	1:01,125	0:53,755	0:21,549	0:15,910	0:16,083	0:53,785	0:21,468	0:16,001	0:16,316				
Runde 2	0:57,341	0:55,676	0:26,957	0:19,381	0:18,072	0:16,899	0:25,976	0:17,904	0:17,245					
Runde 3	0:55,925	0:52,204	0:23,303	0:17,139	0:16,856	0:16,856	0:22,657	0:16,470	0:16,549					
Runde 4	0:54,509	0:55,784	0:22,105	0:16,964	0:16,856	0:16,283	0:21,719	0:16,190	0:14,295					
Runde 5	0:53,907	0:54,609	0:21,982	0:16,244	0:16,283	0:16,200	0:22,864	0:16,433	0:16,487					
Runde 6	0:53,970	0:53,891	0:21,759	0:16,158	0:16,220	0:16,220	0:21,993	0:16,245	0:16,371					
Runde 7	0:54,185	0:53,785	0:21,802	0:16,256	0:16,127	0:16,127	0:21,475	0:16,086	0:16,330					
Runde 8	0:53,755	0:53,785	0:21,762	0:15,910	0:16,083	0:16,083	0:21,468	0:16,001	0:16,316					
Runde 9														