

**DKM**  
DEUTSCHE KART-MEISTERSCHAFT

**KCK**  
KART-CLUB  
KERPEN

# Ergebnisse Results DSKM

**INT. ADAC-KARTRENNEN  
KERPEN**

**12. - 14. Juli 2019**

- Deutsche Kart-Meisterschaft (DKM)
- Deutsche Junioren-Kart-Meisterschaft (DJKM)
- Deutsche Schaltkart-Meisterschaft (DSKM)
- DMSB-Schaltkart-Cup (DSKC)
- Deutsche Elektro-Kart-Meisterschaft (DEKM)

vorläufig - ohne Gewähr

Pos	StNr.	Fahrer	Nation	Bewerber/Sponsor	Nation	Lizenz B-Lizenz	Chassis/Motor/Reifen	Siege	Gesamt- punkte	Lonato			Wackersdorf				Kerpen				
										TQ	Heats	Race 1	Race 2	TQ	Heats	Race 1	Race 2	TQ	Heats	Race 1	Race 2
1	203	Pex, Stan	NLD	SP Motorsport	NLD	31772 47253 353643	Kart Republic / TM / Vega	3	152	7	20	6	5	10	13	25	1	15	25	25	
2	201	Federer, Fabian	ITA	SRP Racing Team	DEU	KBF1156791 296344	Maranello / TM / Vega	1	131	5	15	25	20	9	20	*	5	10	11	11	
3	234	Longhi, Riccardo	ITA	BIREL ART RACING KSW	AUT	BK102 187987	Birel Art / TM / Vega	1	92	3	10			12	25	20			6	16	
4	221	Iglesias, Jérémy	FRA	RS Schumacher Racing Team	DEU	KBF1067587 141283E1	IPK Praga / IAME / Vega	1	89	6	16	25	1	10	13				5	13	
5	210	Denner, Emilien	FRA	CPB SPORT	FRA	232241 27382	SODI / TM / Vega		85	1	8	8	11	8	16	11			9	13	
6	202	Pex, Jorrit	NLD	SP Motorsport	NLD	47253 200007286719	Kart Republic / TM / Vega		80		13	13			3	16	3	12	20		
7	231	Milell, Noah	SWE	JP RACING	SWE	105 199810314592	Exprit / Vortex / Vega		62		12		3	7	9	8			8	9	6
8	216	Tornqvist Persson, Benjamin	SWE	CRG Holland	NLD	15521 336013	CRG / TM / Vega		61		1	16	15	11	10					8	
9	235	Marseglia, Leonardo Giuseppe	ITA	BIREL ART RACING KSW	AUT	BK102 33495	Birel Art / TM / Vega		58	5	3			1	9		4	16	20		
10	220	Tubben, Max	NLD	CRG Holland	NLD	15521 IKA1120614	CRG / TM / Vega		51	2	11	7		5	5		7	10	4		
11	204	Schmitz, Alexander	DEU	Renda Motorsport	ITA	322880 119783	Tony Kart / Vortex / Vega		39	3	10	9	4	4	6				3		
12	209	Nomblot, Jean	FRA	CPB SPORT	FRA	232241 IKB1140086	SODI / TM / Vega		32	9	10			2	4					7	
13	222	Paul, Maximilian	DEU	DR SRL	ITA	296449 19AS0135	DR / Modena / Vega		28	4	9	1	1	7					6		
14	225	Talas, Jakub	CZE	JOKA RACING	CZE	19AT01111 19AS0193	Birel Art / TM / Vega		27					3		3	3	8	10		
15	277	Javurek, Dominik	CZE	JOKA RACING	CZE	19AT01111 505028	Birel Art / TM / Vega		24					5	8	2			2	7	
16	232	Luyet, Jean	CHE	CRG Holland	NLD	15521 IKB1083048	CRG / TM / Vega		22		2				7				4	9	
17	215	Maticic, André	DEU	Solgat Motorsport	DEU	KBF1079882 31303491	Birel Art / TM / Vega		21	1	3			6	6					5	
18	230	Tonteri, Paavo	FIN	TB Racing Team	DEU	KBF1116906 505064	KR / IAME / Vega		15		4	8	2		1						
19	233	Luyet, Samuel	CHE	CRG Holland	NLD	15521 JK2017	CRG / TM / Vega		9		7									2	
20	229	Hold, Christoph	AUT	Hold Maranello Racing Team	AUT	BK003 19701	Maranello / TM / Vega		9		5	4									
21	223	Davies, Dylan	NLD	DR SRL	ITA	296449 IKC1125805	DR / Modena / Vega		8			5							2	1	
22	211	Curto, Alessio	DEU	Valier Motorsport	DEU	KBF1063735 40346	SODI / TM / Vega		6		6										
23	217	Karlshaj, Lasse	DNK	LE Racing Eddie Le Fevre	DNK	39981 199109174053	Kosmic / Vortex / Vega		5										5		
24	213	Lundberg, Douglas	SWE	Bamberger Karttracing	DEU	KBF1197896 19AS0200	Luxor / TM / Vega		3											3	
25	226	Netiagovskii, Daniel	CZE	GREGOR KART S.R.O.	CZE	19AT00491 IKB1132818	CRG / TM / Vega		2			2									
26	227	Horn, Moritz	DEU	CPB SPORT	FRA	232241	SODI / TM / Vega		2										1	1	

\* #201 Race 2 Wackersdorf subject to appeal

### R 23 DSKM (KZ2) Race 2

Strecke / track: 1107m

fastest Lap Leonardo Giuseppe MARSEGLIA at: 0:42,074

started: 30 classified: 30 not classified: 0 not started: 1

Pos	Str. Nr.	Fahrer Driver	Nation	Bewerber / Sponsor	Nation	Lizenz R-Lizenz	Chassis / Motor / Reifen	Points	Penalty	Runden Laps	Gesamtzeit Differenz	Abstand Gap	beste Runde best Lap	in R. in L.	o Geschw. o Speed
1	203	PEX, Stan	NLD	SP Motorsport	NLD	31772 47253	Kart Republic / TM / Vega	25		23	16:24,344		0:42,153	17	93,1 km/h 94,5 km/h
2	235	MARSEGLIA, Leonardo Giuseppe	ITA	BIREL ART RACING KSW	AUT	336013 BK102	Birel Art / TM / Vega	20		23	16:26,757 0:02,413	0:02,413	0:42,074	13	92,9 km/h 94,7 km/h
3	234	LONGHI, Riccardo	ITA	BIREL ART RACING KSW	AUT	296344 BK102	Birel Art / TM / Vega	16		23	16:28,598 0:04,254	0:01,841	0:42,173	12	92,7 km/h 94,5 km/h
4	221	IGLESIAS, Jérémy	FRA	RS Schumacher Racing Team	DEU	187987 KBF1067587	IPK Praga / IAME / Vega	13		23	16:30,434 0:06,090	0:01,836	0:42,411	9	92,5 km/h 94 km/h
5	201	FEDERER, Fabian	ITA	SRP Racing Team	DEU	353643 KBF1156791	Maranello / TM / Vega	11	5 sec.	23	16:31,432 0:07,088	0:00,998	0:42,096	12	92,5 km/h 94,7 km/h
6	225	TALAS, Jakub	CZE	JOKA RACING	CZE	19A50135 19A01111	Birel Art / TM / Vega	10		23	16:34,587 0:10,243	0:03,155	0:42,660	20	92,2 km/h 93,4 km/h
7	232	LUYET, Jean	CHE	CRG Holland	NLD	505028 15521	CRG / TM / Vega	9		23	16:34,891 0:10,547	0:00,304	0:42,363	12	92,1 km/h 94,1 km/h
8	216	TORNQVIST PERSSON, Benjamin	SWE	CRG Holland	NLD	199810314592 15521	CRG / TM / Vega	8		23	16:35,056 0:10,712	0:00,165	0:42,350	13	92,1 km/h 94,1 km/h
9	209	NOMBLLOT, Jean	FRA	CPB SPORT	FRA	119783 232241	SODI / TM / Vega	7		23	16:35,493 0:11,149	0:00,437	0:42,405	13	92,1 km/h 94 km/h
10	231	MILLELL, Noah	SWE	JP RACING	SWE	200007286719 105	Exprit / Vortex / Vega	6		23	16:35,739 0:11,395	0:00,246	0:42,391	16	92,1 km/h 94 km/h
11	215	MATISIC, André	DEU	Solgot Motorsport	DEU	IKB1083048 KBF1079882	Birel Art / TM / Vega	5		23	16:35,890 0:11,546	0:00,151	0:42,394	8	92 km/h 94 km/h
12	220	TUBBEN, Max	NLD	CRG Holland	NLD	33495 15521	CRG / TM / Vega	4		23	16:37,300 0:12,956	0:01,410	0:42,497	13	91,9 km/h 93,8 km/h
13	213	LUNDBERG, Douglas	SWE	Bamberger Karttracing	DEU	199109174053 KBF1197896	Luxor / TM / Vega	3	5 sec.	23	16:41,068 0:16,274	0:03,768	0:42,224	15	91,6 km/h 94,4 km/h
14	233	LUYET, Samuel	CHE	CRG Holland	NLD	505064 15521	CRG / TM / Vega	2		23	16:43,301 0:18,957	0:02,233	0:42,696	16	91,4 km/h 93,3 km/h
15	223	DAVIES, Dylan	NLD	DR SRL	ITA	19701 296449	DR / Modena / Vega	1	5 sec.	23	16:45,835 0:21,491	0:02,534	0:42,790	16	91,1 km/h 93,1 km/h
16	204	SCHMITZ, Alexander	DEU	Renda Motorsport	ITA	IKA1120614 322880	Tony Kart / Vortex / Vega	0	5 sec.	23	16:46,237 0:21,893	0:00,402	0:42,242	9	91,1 km/h 94,3 km/h
17	208	MROSEK, Michael	DEU	Team AK-Racing	AUT	IKC1131164 BK005	Intrepid / TM / Vega	0		23	16:46,295 0:21,951	0:00,058	0:42,673	13	91,1 km/h 93,4 km/h
18	262	KÁCOVSKÝ, Matej	CZE	Kart Republic CZ	CZE	19A50692 498	Kart Republic / IAME / Vega	0	5 sec.	23	16:46,748 0:22,404	0:00,453	0:42,478	19	91 km/h 93,8 km/h
19	227	HORN, Moritz	DEU	CPB SPORT	FRA	IKB1132818 232241	SODI / TM / Vega	0	5 sec.	23	16:50,857 0:26,513	0:04,109	0:42,460	12	90,7 km/h 93,9 km/h
20	219	SJÖBERG, Jesper	SWE	CRG Holland	NLD	199910020057 15521	CRG / TM / Vega	0		23	16:51,660 0:27,316	0:00,803	0:42,906	13	90,6 km/h 92,9 km/h
21	212	RATL, Cyril	CHE	Kart-Club Oerlikon	CHE	505053 500006	CRG / TM / Vega	0	5 sec.	23	16:53,715 0:29,371	0:02,055	0:42,913	10	90,4 km/h 92,9 km/h
22	217	KARLSHØJ, Lasse	DNK	LE Racing Eddie Le Fevre	DNK	40346 39981	Kosmic / Vortex / Vega	0	5 sec.	23	16:55,184 0:30,840	0:01,469	0:42,834	22	90,3 km/h 93 km/h
23	218	JOHANSSON, Andreas	SWE	CRG Holland	NLD	199907225875 15521	CRG / TM / Vega	0		23	16:55,207 0:30,863	0:00,023	0:43,208	13	90,3 km/h 92,2 km/h
24	261	TLUSTÝ, Alex	CZE	Jiri Tlustý	CZE	19A50064 19A00151	Birel Art / TM / Vega	*		23	16:58,932 0:34,588	0:03,725	0:43,145	9	90 km/h 92,4 km/h
25	224	ALMEIDA, Rodrigo	MOZ	DR SRL	ITA	010 296449	DR / Modena / Vega	0		23	16:59,355 0:35,011	0:00,423	0:43,307	22	89,9 km/h 92 km/h
26	202	PEX, Jorrit	NLD	SP Motorsport	NLD	27382 47253	Kart Republic / TM / Vega	0		14	10:04,519 9 R	9 R	0:42,317	8	92,3 km/h 94,2 km/h
27	277	JAVUREK, Dominik	CZE	JOKA RACING	CZE	19A50193 19A01111	Birel Art / TM / Vega	0		5	3:45,569 18 R	9 R	0:42,811	5	88,3 km/h 93,1 km/h
28	222	PAUL, Maximilian	DEU	DR SRL	ITA	IKB1140086 296449	DR / Modena / Vega	0		5	3:47,407 18 R	0:01,838	0:43,522	4	87,6 km/h 91,6 km/h
29	207	GUSTAVSSON, Viktor	SWE	JP RACING	SWE	200404010150 105	Exprit / Vortex / Vega	0		3	2:24,521 20 R	2 R	0:43,934	3	82,7 km/h 90,7 km/h
30	210	DENNER, Emilien	FRA	CPB SPORT	FRA	141283E1 232241	SODI / TM / Vega	0		0	0:02,666 23 R	3 R			
the following drivers did not start.															
DNS	236	LANG, Hannah	GBR	MK Racing	GBR	212874 273486	Tony Kart / Vortex / Vega			DNS					

StNr. 201,213,223,262,212,227,217 5 sec penalty Frontfairing

StNr. 204 5 sec penalty Pushing

Rennleitung: Volker Ehekircher Racedirektor: Horst Seidel

Sportkommissare: Yasin Özer / Tobias Amann / Peter Brings / Florian Koziol

Techn. Kommissare: Hans-Jürgen Dangers / M. Grasshoff / C. Schmidt / J. Lawinger / D. Pietzko / H.-W. Schäfer / K.L. Rusczyński / A. Sengpiel

Zeitnahme: KART-DATA timing service Franz Schieszler / Manuela Hintner

Zeitnahme / timekeeping


control   
Franz Schieszler



freigegeben: 15:57:39

**R 23 DSKM (KZ2) Race 2**

Fahremame Driver	Pex Stan	Leonardo Giuseppe	Longhi Riccardo	Iglesias Jérémy	Federer Fabian	Talas Jakub	Luyet Jean	Persson Benjamin	Nombiot Jean	Mitiell Noah	Matisic André	Tubben Max
schleunigste Runde in Runde	0:42,153 Rn. 17	0:42,074 Rn. 13	0:42,173 Rn. 12	0:42,411 Rn. 9	0:42,096 Rn. 12	0:42,660 Rn. 20	0:42,363 Rn. 12	0:42,350 Rn. 13	0:42,405 Rn. 13	0:42,391 Rn. 16	0:42,394 Rn. 8	0:42,497 Rn. 13
Speed	94,5 km/h	94,7 km/h	94,5 km/h	94,0 km/h	94,7 km/h	93,4 km/h	94,1 km/h	94,1 km/h	94,0 km/h	94,0 km/h	94,0 km/h	93,8 km/h
Lap 1	0:44,059	0:47,186	0:47,106	0:46,383	0:48,833	0:46,437	0:48,234	0:48,455	0:48,196	0:47,057	0:48,956	0:46,618
Lap 2	0:43,356	0:44,488	0:44,118	0:44,196	0:43,419	0:44,512	0:43,607	0:44,115	0:43,608	0:44,531	0:44,126	0:44,249
Lap 3	0:43,033	0:43,369	0:43,384	0:42,995	0:43,334	0:43,508	0:43,838	0:43,009	0:43,528	0:44,071	0:43,904	0:43,420
Lap 4	0:42,795	0:42,851	0:42,856	0:42,716	0:42,479	0:42,877	0:43,445	0:43,213	0:43,420	0:43,287	0:43,524	0:43,257
Lap 5	0:42,788	0:43,235	0:43,626	0:42,983	0:43,323	0:43,203	0:42,829	0:43,226	0:42,999	0:42,746	0:43,177	0:43,785
Lap 6	0:42,531	0:42,564	0:43,492	0:42,721	0:43,446	0:43,039	0:42,818	0:42,618	0:42,776	0:43,285	0:42,745	0:43,478
Lap 7	0:42,383	0:42,423	0:42,496	0:42,542	0:42,349	0:42,710	0:42,626	0:42,423	0:42,525	0:42,881	0:42,626	0:43,184
Lap 8	0:42,313	0:42,223	0:42,240	0:42,455	0:42,175	0:42,669	0:42,848	0:42,998	0:43,062	0:42,819	0:42,394	0:42,936
Lap 9	0:42,364	0:42,423	0:42,572	0:42,411	0:42,459	0:43,118	0:42,737	0:42,704	0:42,755	0:42,757	0:42,566	0:43,459
Lap 10	0:42,368	0:42,208	0:42,234	0:42,434	0:42,191	0:42,887	0:42,654	0:42,703	0:42,558	0:42,692	0:42,421	0:42,870
Lap 11	0:42,318	0:42,410	0:42,250	0:42,450	0:42,111	0:42,699	0:43,590	0:43,352	0:42,748	0:44,079	0:43,204	0:43,692
Lap 12	0:42,287	0:42,215	0:42,173	0:42,750	0:42,096	0:42,937	0:42,363	0:42,496	0:42,409	0:42,879	0:42,747	0:42,832
Lap 13	0:42,344	0:42,074	0:42,201	0:42,475	0:42,113	0:42,804	0:42,388	0:42,350	0:42,405	0:42,405	0:42,536	0:42,497
Lap 14	0:42,266	0:42,129	0:42,284	0:42,733	0:42,166	0:42,763	0:42,490	0:42,383	0:42,445	0:42,469	0:42,508	0:42,528
Lap 15	0:42,319	0:42,989	0:42,260	0:42,463	0:42,240	0:42,717	0:42,393	0:42,522	0:42,452	0:42,509	0:42,695	0:42,693
Lap 16	0:42,276	0:42,849	0:42,549	0:42,560	0:42,311	0:42,722	0:42,609	0:42,523	0:42,676	0:42,391	0:42,718	0:42,757
Lap 17	0:42,153	0:42,314	0:42,544	0:42,642	0:42,239	0:42,775	0:42,607	0:42,497	0:42,701	0:42,536	0:42,513	0:42,944
Lap 18	0:42,263	0:42,284	0:42,286	0:42,886	0:42,233	0:42,799	0:42,916	0:42,864	0:44,194	0:43,377	0:42,530	0:42,847
Lap 19	0:42,336	0:42,195	0:42,304	0:42,727	0:42,355	0:42,664	0:42,405	0:42,501	0:42,707	0:42,734	0:42,672	0:43,145
Lap 20	0:42,347	0:42,197	0:42,697	0:42,757	0:42,242	0:42,660	0:42,610	0:42,500	0:42,468	0:42,625	0:42,665	0:42,790
Lap 21	0:42,324	0:42,133	0:42,471	0:42,634	0:42,225	0:42,815	0:42,803	0:42,652	0:42,571	0:42,445	0:42,496	0:42,737





**DEUTSCHE KART-MEISTERSCHAFT**

**Round 3: 12 - 14 / 07 / 2019**

**ERFTLANDRING KERPEN**



DMSB-RegNr.:168/19

## R 23 DSKM (KZ2) Race 2

Fahrename	Pex	Leonardo	Longhi	Iglesias	Federer	Talas	Luyet	Persson	Nomblot	Miteil	Maticic	Tubben
Driver	Stan	Giuseppe	Riccardo	Jérémy	Fabian	Jakub	Jean	Benjamin	Jean	Noah	André	Max
Lap 22	0:42,197	0:42,365	0:42,503	0:42,642	0:42,305	0:42,950	0:43,079	0:43,294	0:42,802	0:42,709	0:42,669	0:42,760
Lap 23		0:42,739	0:42,405	0:43,060	0:42,661	0:42,985	0:42,935	0:42,750	0:42,889	0:43,010	0:42,962	0:42,833






**DEUTSCHE KART-MEISTERSCHAFT**

**Round 3: 12 - 14 / 07 / 2019**

**ERFTLANDRING KERPEN**







**DMSB**

DMSB-RegNr.:168/19

## R 23 DSKM (KZ2) Race 2


Fahrername Driver	Lundberg Douglas	Luyet Samuel	Davies Dylan	Schmitz Alexander	Mrosek Michael	Károvský Matej	Horn Moritz	Sjöberg Jesper	Ratl Cyril	Karlishøj Lasse	Johansson Andreas	Thlusty Alex
schnellste Runde in Runde	0:42,224 Rn. 15	0:42,696 Rn. 16	0:42,790 Rn. 16	0:42,242 Rn. 9	0:42,673 Rn. 13	0:42,478 Rn. 19	0:42,460 Rn. 12	0:42,906 Rn. 13	0:42,913 Rn. 10	0:42,834 Rn. 22	0:43,208 Rn. 13	0:43,145 Rn. 9
Speed	94,4 km/h	93,3 km/h	93,1 km/h	94,3 km/h	93,4 km/h	93,8 km/h	93,9 km/h	92,9 km/h	92,9 km/h	93,0 km/h	92,2 km/h	92,4 km/h
Lap 1	0:50,112	0:49,809	0:48,728	0:47,992	0:50,336	0:49,597	0:50,050	0:48,466	0:49,421	0:50,884	0:49,698	0:50,412
Lap 2	0:44,420	0:44,650	0:44,121	0:43,421	0:44,981	0:44,756	0:44,053	0:44,081	0:44,251	0:44,451	0:44,748	0:45,121
Lap 3	0:43,408	0:43,281	0:44,075	0:43,760	0:43,827	0:43,109	0:43,486	0:44,656	0:44,039	0:43,686	0:44,832	0:44,019
Lap 4	0:43,110	0:43,556	0:43,462	0:43,560	0:44,069	0:43,715	0:45,753	0:44,296	0:43,932	0:45,328	0:44,685	0:43,460
Lap 5	0:43,546	0:43,710	0:43,212	0:42,813	0:43,999	0:44,334	0:43,304	0:43,735	0:43,894	0:44,035	0:43,957	0:45,225
Lap 6	0:43,218	0:43,215	0:43,224	0:50,293	0:43,473	0:43,024	0:42,986	0:43,392	0:43,253	0:43,595	0:43,512	0:43,645
Lap 7	0:43,318	0:43,095	0:42,857	0:42,554	0:42,916	0:44,028	0:43,678	0:44,302	0:43,441	0:43,432	0:43,580	0:43,575
Lap 8	0:42,518	0:42,746	0:42,796	0:43,589	0:42,940	0:43,328	0:43,215	0:44,451	0:43,311	0:43,329	0:43,578	0:43,347
Lap 9	0:42,345	0:42,884	0:42,912	<u>0:42,242</u>	0:43,476	0:42,495	0:42,562	0:43,784	0:43,010	0:43,148	0:43,293	0:43,145
Lap 10	0:42,380	0:42,799	0:42,916	0:42,259	0:43,006	0:42,733	0:42,790	0:43,788	0:42,913	0:43,016	0:43,344	0:43,543
Lap 11	0:42,310	0:43,012	0:42,832	0:42,530	0:42,779	0:42,626	0:42,543	0:43,193	0:43,653	0:42,944	0:44,111	0:47,553
Lap 12	0:42,331	0:42,859	0:42,915	0:42,655	0:42,810	0:42,496	0:42,460	0:43,141	0:42,920	0:42,876	0:43,280	0:43,203
Lap 13	0:42,619	0:42,851	0:43,165	0:42,456	<u>0:42,673</u>	0:42,683	0:42,623	0:42,906	0:43,211	0:42,942	0:43,208	0:43,571
Lap 14	0:42,439	0:43,041	0:42,875	0:42,889	0:42,876	0:42,773	0:42,635	0:43,259	0:42,994	0:43,190	0:43,304	0:43,475
Lap 15	<u>0:42,224</u>	0:42,983	0:42,845	0:42,774	0:42,719	0:42,564	0:42,593	0:43,373	0:43,148	0:43,183	0:43,601	0:43,308
Lap 16	0:42,353	<u>0:42,696</u>	<u>0:42,790</u>	0:42,630	0:42,700	0:42,606	0:42,513	0:43,806	0:43,052	0:43,310	0:43,418	0:43,305
Lap 17	0:42,363	0:42,971	0:42,898	0:42,353	0:42,973	0:42,677	0:42,678	0:43,159	0:43,118	0:43,112	0:43,449	0:43,295
Lap 18	0:42,397	0:42,763	0:42,966	0:42,703	0:42,973	0:42,620	0:42,583	0:43,137	0:43,063	0:43,011	0:43,337	0:43,174
Lap 19	0:42,524	0:42,818	0:42,856	0:42,502	0:43,140	0:42,478	0:42,583	0:43,220	0:43,195	0:42,955	0:43,355	0:43,416
Lap 20	0:42,441	0:43,107	0:42,929	0:42,485	0:42,781	0:42,546	0:42,671	0:43,112	0:43,392	0:43,030	0:43,313	0:43,177
Lap 21	0:42,556	0:43,018	0:42,887	0:42,865	0:42,940	0:42,765	0:42,748	0:43,222	0:43,509	0:43,197	0:43,386	0:43,276

**DEUTSCHE KART-MEISTERSCHAFT**

**Round 3: 12 - 14 / 07 / 2019**






**ERFTLANDRING KERPEN**



DMSB-RegNr.:168/19

## R 23 DSKM (KZ2) Race 2


Fahrername	Lundberg	Luyet	Davies	Schmitz	Mrosek	Károvský	Horn	Sjöberg	Ratl	Karishøj	Johansson	Tlustý
Driver	Douglas	Samuel	Dylan	Alexander	Michael	Matej	Moritz	Jesper	Cyril	Lasse	Andreas	Alex
Lap 22	0:42,416	0:43,169	0:42,965	0:42,972	0:42,952	0:43,102	0:43,150	0:43,124	0:43,711	0:42,834	0:43,623	0:43,188
Lap 23	0:42,947	0:42,995	0:43,109	0:42,784	0:43,019	0:43,430	0:47,796	0:43,385	0:43,644	0:43,106	0:43,525	0:44,174

**DEUTSCHE KART-MEISTERSCHAFT**

**Round 3: 12 - 14 / 07 / 2019**

**ERFTLANDRING KERPEN**




**DMSB**

DMSB-RegNr.:168/19

## R 23 DSKM (KZ2) Race 2

Fahrername Driver	Almeida Rodrigo	Pex Jorrit	Javurek Dominik	Paul Maximilian	Gustavsson Viktor	Denner Emilien
schnellste Runde in Runde	0:43,307 Rn. 22	0:42,317 Rn. 8	0:42,811 Rn. 5	0:43,522 Rn. 4	0:43,934 Rn. 3	
Speed	92,0 km/h	94,2 km/h	93,1 km/h	91,6 km/h	90,7 km/h	
Lap 1	0:51,514	0:44,138	0:47,301	0:48,081	0:50,113	
Lap 2	0:44,618	0:43,463	0:44,146	0:43,681	0:45,163	
Lap 3	0:43,671	0:43,051	0:43,995	0:43,946	0:43,934	
Lap 4	0:44,323	0:42,859	0:43,538	0:43,522		
Lap 5	0:44,252	0:42,524	0:42,811	0:43,766		
Lap 6	0:44,433	0:42,526				
Lap 7	0:43,399	0:42,394				
Lap 8	0:43,664	0:42,317				
Lap 9	0:43,358	0:42,334				
Lap 10	0:43,690	0:42,350				
Lap 11	0:43,540	0:42,483				
Lap 12	0:43,525	0:42,356				
Lap 13	0:43,390	0:42,449				
Lap 14	0:43,462					
Lap 15	0:43,397					
Lap 16	0:43,742					
Lap 17	0:43,403					
Lap 18	0:44,019					
Lap 19	0:43,490					
Lap 20	0:43,341					
Lap 21	0:43,507					








**DEUTSCHE KART-MEISTERSCHAFT**




**Round 3: 12 - 14 / 07 / 2019**

**ERFTLANDRING KERPEN**




**DMSB**

DMSB-RegNr.:168/19

## R 23 DSKM (KZ2) Race 2





Fahrername	Almeida	Pex	Javurek	Paul	Gustavsson	Denner
Driver	Rodrigo	Jorrit	Dominik	Maximilian	Viktor	Emilien
Lap 22	0:43,307					
Lap 23	0:44,871					



DMSB-RegNr:168/19

## R 23 DSKM (KZ2) Race 2



Ziel		Sektion 1		Sektion 2		Sektion 3	
Fahrername	Zeit	Fahrername	Zeit	Fahrername	Zeit	Fahrername	Zeit
1 235 Marseglia,Leonardo Gius	0:42,074	203 Pex,Stan	0:12,133	203 Pex,Stan		203 Pex,Stan	
2 201 Federer,Fabian	0:42,096	234 Longhi,Riccardo	0:12,150	201 Federer,Fabian		201 Federer,Fabian	
3 208 Pex,Stan	0:42,153	235 Marseglia,Leonardo Gius	0:12,160	235 Marseglia,Leonardo Giuseppe		235 Marseglia,Leonardo Giuseppe	
4 234 Longhi,Riccardo	0:42,173	232 Luyet,Jean	0:12,166	234 Longhi,Riccardo		234 Longhi,Riccardo	
5 213 Lundberg,Douglas	0:42,224	201 Federer,Fabian	0:12,170	221 Iglesias,Jérémy		221 Iglesias,Jérémy	
6 204 Schmitz,Alexander	0:42,242	209 Nomblot,Jean	0:12,172	225 Talas,Jakub		225 Talas,Jakub	
7 202 Pex,Jorrit	0:42,317	215 Matisic,André	0:12,198	232 Luyet,Jean		232 Luyet,Jean	
8 216 Tornqvist Persson,Benjar	0:42,350	221 Iglesias,Jérémy	0:12,199	216 Tornqvist Persson,Benjamin		216 Tornqvist Persson,Benjamin	
9 232 Luyet,Jean	0:42,363	204 Schmitz,Alexander	0:12,206	209 Nomblot,Jean		209 Nomblot,Jean	
10 231 Miliell,Noah	0:42,391	216 Tornqvist Persson,Benjar	0:12,219	231 Miliell,Noah		231 Miliell,Noah	
11 215 Matisic,André	0:42,394	231 Miliell,Noah	0:12,224	215 Matisic,André		215 Matisic,André	
12 209 Nomblot,Jean	0:42,405	202 Pex,Jorrit	0:12,225	213 Lundberg,Douglas		213 Lundberg,Douglas	
13 221 Iglesias,Jérémy	0:42,411	227 Horn,Moritz	0:12,230	220 Tubben,Max		220 Tubben,Max	
14 227 Horn,Moritz	0:42,460	213 Lundberg,Douglas	0:12,244	223 Davies,Dylan		223 Davies,Dylan	
15 262 Kácovský,Matej	0:42,478	220 Tubben,Max	0:12,275	204 Schmitz,Alexander		204 Schmitz,Alexander	
16 220 Tubben,Max	0:42,497	262 Kácovský,Matej	0:12,284	262 Kácovský,Matej		262 Kácovský,Matej	
17 225 Talas,Jakub	0:42,660	208 Mrosek,Michael	0:12,284	233 Luyet,Samuel		233 Luyet,Samuel	
18 208 Mrosek,Michael	0:42,673	225 Talas,Jakub	0:12,296	227 Horn,Moritz		227 Horn,Moritz	
19 233 Luyet,Samuel	0:42,696	212 Ratl,Cyrl	0:12,310	208 Mrosek,Michael		208 Mrosek,Michael	
20 223 Davies,Dylan	0:42,790	219 Sjöberg,Jesper	0:12,314	212 Ratl,Cyrl		212 Ratl,Cyrl	
21 277 Javurek,Dominik	0:42,811	223 Davies,Dylan	0:12,318	217 Karlshøj,Lasse		217 Karlshøj,Lasse	
22 217 Karlshøj,Lasse	0:42,834	233 Luyet,Samuel	0:12,320	219 Sjöberg,Jesper		219 Sjöberg,Jesper	
23 219 Sjöberg,Jesper	0:42,906	217 Karlshøj,Lasse	0:12,343	218 Johansson,Andreas		218 Johansson,Andreas	
24 212 Ratl,Cyrl	0:42,913	224 Almeida,Rodrigo	0:12,382	261 Tlustý,Alex		261 Tlustý,Alex	
25 261 Tlustý,Alex	0:43,145	261 Tlustý,Alex	0:12,427	224 Almeida,Rodrigo		224 Almeida,Rodrigo	
26 218 Johansson,Andreas	0:43,208	218 Johansson,Andreas	0:12,501	202 Pex,Jorrit		202 Pex,Jorrit	
27 224 Almeida,Rodrigo	0:43,307	277 Javurek,Dominik	0:12,501	277 Javurek,Dominik		277 Javurek,Dominik	
28 222 Paul,Maximilian	0:43,522	222 Paul,Maximilian	0:12,573	222 Paul,Maximilian		222 Paul,Maximilian	
29 207 Gustavsson,Viktor	0:43,934	207 Gustavsson,Viktor	0:12,604	207 Gustavsson,Viktor		207 Gustavsson,Viktor	
30 210 Denner,Emilien		210 Denner,Emilien		210 Denner,Emilien		210 Denner,Emilien	

**DEUTSCHE KART-MEISTERSCHAFT**

**Round 3: 12 - 14 / 07 / 2019**

**ERFTLANDRING KERPEN**

DMSB-RegNr:168/19

**R 23 DSKM (KZ2) Race 2**




Die schnellsten Zeiten

Ort	Nr. Fahrername	Zeit	Streckl.	Ø Speed
Ziel	235 Marseglia, Leonardo Giul	0:42,074	1107 m	94,7 km/h
Sektion 1	203 Pex, Stan	0:12,133	329 m	97,6 km/h
Sektion 2		0:00,000	475 m	0,0 km/h
Sektion 3		0:00,000	303 m	0,0 km/h

	Smr.203 Pex,Stan NLD		Smr.201 Federer, Fabian ITA		Smr.235 Marseglia, Leonardo Giuseppe ITA		Smr.234 Longhi, Riccardo ITA		Smr.221 Iglesias, Jérémy FRA	
	theoretisch mögliche Bestzeit	Ziel	theoretisch mögliche Bestzeit	Ziel	theoretisch mögliche Bestzeit	Ziel	theoretisch mögliche Bestzeit	Ziel	theoretisch mögliche Bestzeit	Ziel
best	0:42,153	0:12,133	0:42,096	0:12,170	0:42,074	0:12,160	0:42,173	0:12,150	0:42,411	0:12,199
Runde 1	0:44,059	27:28,659	0:48,833	0:15,843	0:47,186	0:15,238	0:47,106	0:15,223	0:46,383	0:14,493
Runde 2	0:43,356		0:43,419	0:12,697	0:44,488	0:13,072	0:44,118	0:12,981	0:44,196	0:12,613
Runde 3	0:43,033	0:12,513	0:43,334	0:12,499	0:43,369	0:12,759	0:43,384	0:12,762	0:42,995	0:12,446
Runde 4	0:42,795	0:12,465	0:42,479	0:12,323	0:42,851	0:12,489	0:42,856	0:12,553	0:42,716	0:12,318
Runde 5	0:42,788	0:12,370	0:43,323	0:12,668	0:43,235	0:12,712	0:43,626	0:13,017	0:42,983	0:12,414
Runde 6	0:42,531	0:12,371	0:43,446	0:12,554	0:42,564	0:12,319	0:43,492	0:12,981	0:42,721	0:12,337
Runde 7	0:42,383	0:12,298	0:42,349	0:12,302	0:42,423	0:12,284	0:42,496	0:12,375	0:42,542	0:12,305
Runde 8	0:42,313	0:12,254	0:42,175	0:12,208	0:42,223	0:12,250	0:42,240	0:12,244	0:42,455	0:12,270
Runde 9	0:42,364	0:12,234	0:42,459	0:12,285	0:42,423	0:12,317	0:42,572	0:12,323	0:42,411	0:12,273
Runde 10	0:42,368	0:12,283	0:42,191	0:12,225	0:42,208	0:12,212	0:42,234	0:12,208	0:42,434	0:12,264
Runde 11	0:42,318	0:12,236	0:42,111	0:12,177	0:42,410	0:12,198	0:42,250	0:12,159	0:42,450	0:12,199
Runde 12	0:42,287	0:12,237	0:42,096	0:12,205	0:42,215	0:12,194	0:42,173	0:12,203	0:42,750	0:12,597
Runde 13	0:42,344	0:12,198	0:42,113	0:12,206	0:42,074	0:12,160	0:42,201	0:12,157	0:42,475	0:12,231
Runde 14	0:42,266	0:12,253	0:42,166	0:12,191	0:42,129	0:12,192	0:42,284	0:12,168	0:42,733	0:12,515
Runde 15	0:42,319	0:12,184	0:42,240	0:12,245	0:42,989	0:12,657	0:42,260	0:12,161	0:42,463	0:12,267
Runde 16	0:42,276	0:12,190	0:42,311	0:12,208	0:42,849	0:12,649	0:42,549	0:12,150	0:42,560	0:12,279
Runde 17	0:42,153	0:12,208	0:42,239	0:12,201	0:42,314	0:12,187	0:42,544	0:12,222	0:42,642	0:12,315
Runde 18	0:42,263	0:12,160	0:42,233	0:12,171	0:42,284	0:12,316	0:42,286	0:12,204	0:42,886	0:12,620
Runde 19	0:42,336	0:12,217	0:42,355	0:12,239	0:42,195	0:12,203	0:42,304	0:12,151	0:42,727	0:12,331
Runde 20	0:42,347	0:12,203	0:42,242	0:12,210	0:42,197	0:12,199	0:42,697	0:12,186	0:42,757	0:12,323
Runde 21	0:42,324	0:12,225	0:42,225	0:12,170	0:42,133	0:12,195	0:42,471	0:12,195	0:42,634	0:12,258
Runde 22	0:42,197	0:12,249	0:42,305	0:12,226	0:42,365	0:12,265	0:42,503	0:12,239	0:42,642	0:12,321
Runde 23		0:12,133	0:42,661	0:12,406	0:42,739	0:12,337	0:42,405	0:12,217	0:43,060	0:12,489

Sektion 3 303 m 0:00,000 0,0 km/h


<p>Stnr.203 Pex,Stan NLD SP Motorsport theoretisch mögliche Bestzeit 0:12,133 Ziel Sektion 1 Sektion 2 Sektion 3 0:42,153 0:12,133</p>	<p>Stnr.201 Federer,Fabian ITA SRP Racing Team theoretisch mögliche Bestzeit 0:12,170 Ziel Sektion 1 Sektion 2 Sektion 3 0:42,096 0:12,170</p>	<p>Stnr.235 Marseglia,Leonardo Giuseppe ITA BIREL ART RACING KSW theoretisch mögliche Bestzeit 0:12,160 Ziel Sektion 1 Sektion 2 Sektion 3 0:42,074 0:12,160</p>	<p>Stnr.234 Longhi,Riccardo ITA BIREL ART RACING KSW theoretisch mögliche Bestzeit 0:12,150 Ziel Sektion 1 Sektion 2 Sektion 3 0:42,173 0:12,150</p>	<p>Stnr.221 Iglesias,Jérémy FRA RS Schumacher Racing Team theoretisch mögliche Bestzeit 0:12,199 Ziel Sektion 1 Sektion 2 Sektion 3 0:42,411 0:12,199</p>
<p>best 0:42,153 0:12,133</p>				

**Round 3: 12 - 14 / 07 / 2019**

**ERFTLANDRING KERPEN**

**DEUTSCHE KART-MEISTERSCHAFT**



DMSB-RegNr:168/19

**R 23 DSKM (KZ2) Race 2**

Die schnellsten Zeiten





Ort	Nr. Fahrername	Zeit	Streckl.	Ø Speed
Ziel	235 Marseglia, Leonardo Giul	0:42,074	1107 m	94,7 km/h
Sektion 1	203 Pex, Stan	0:12,133	329 m	97,6 km/h
Sektion 2		0:00,000	475 m	0,0 km/h
Sektion 3		0:00,000	303 m	0,0 km/h

	Smr.225 Talas,Jakub CZE JOKA RACING	Smr.232 Luyet, Jean CHE CRG Holland	Smr.216 Torqvist Persson,Benjamin SWE CRG Holland	Smr.209 Nombrot, Jean FRA CPB SPORT	Smr.231 Millel,Nooh SWE JP RACING
best	theoretisch mögliche Bestzeit 0:12,296 Ziel Sektion 1 Sektion 2 Sektion 3 0:42,660 0:12,296	theoretisch mögliche Bestzeit 0:12,166 Ziel Sektion 1 Sektion 2 Sektion 3 0:42,363 0:12,166	theoretisch mögliche Bestzeit 0:12,219 Ziel Sektion 1 Sektion 2 Sektion 3 0:42,350 0:12,219	theoretisch mögliche Bestzeit 0:12,172 Ziel Sektion 1 Sektion 2 Sektion 3 0:42,405 0:12,172	theoretisch mögliche Bestzeit 0:12,224 Ziel Sektion 1 Sektion 2 Sektion 3 0:42,391 0:12,224
Runde 1	0:46,437 0:14,701	0:48,234 0:15,156	0:48,455 0:14,947	0:48,196 0:15,080	0:47,057 0:15,213
Runde 2	0:44,512 0:12,873	0:43,607 0:12,799	0:44,115 0:12,896	0:43,608 0:12,673	0:44,531 0:13,013
Runde 3	0:43,508 0:12,877	0:43,838 0:12,546	0:43,009 0:12,469	0:43,528 0:12,458	0:44,071 0:12,680
Runde 4	0:42,877 0:12,423	0:43,445 0:12,629	0:43,213 0:12,412	0:43,420 0:12,636	0:43,287 0:12,741
Runde 5	0:43,203 0:12,733	0:42,829 0:12,430	0:43,226 0:12,960	0:42,999 0:12,631	0:42,746 0:12,332
Runde 6	0:43,039 0:12,657	0:42,818 0:12,590	0:42,618 0:12,345	0:42,776 0:12,633	0:43,285 0:12,637
Runde 7	0:42,710 0:12,336	0:42,626 0:12,260	0:42,423 0:12,254	0:42,525 0:12,251	0:42,881 0:12,419
Runde 8	0:42,669 0:12,296	0:42,848 0:12,650	0:42,998 0:12,465	0:43,062 0:12,665	0:42,819 0:12,570
Runde 9	0:43,118 0:12,653	0:42,737 0:12,387	0:42,704 0:12,392	0:42,755 0:12,386	0:42,757 0:12,382
Runde 10	0:42,887 0:12,607	0:42,654 0:12,473	0:42,703 0:12,409	0:42,558 0:12,339	0:42,692 0:12,459
Runde 11	0:42,699 0:12,341	0:43,590 0:13,183	0:43,352 0:12,707	0:42,748 0:12,594	0:44,079 0:13,409
Runde 12	0:42,937 0:12,395	0:42,363 0:12,247	0:42,496 0:12,283	0:42,409 0:12,200	0:42,879 0:12,625
Runde 13	0:42,804 0:12,411	0:42,388 0:12,190	0:42,350 0:12,225	0:42,405 0:12,194	0:42,405 0:12,224
Runde 14	0:42,763 0:12,378	0:42,490 0:12,208	0:42,383 0:12,247	0:42,445 0:12,172	0:42,469 0:12,257
Runde 15	0:42,717 0:12,318	0:42,393 0:12,166	0:42,522 0:12,219	0:42,452 0:12,182	0:42,509 0:12,253
Runde 16	0:42,722 0:12,339	0:42,609 0:12,195	0:42,523 0:12,277	0:42,676 0:12,233	0:42,391 0:12,237
Runde 17	0:42,775 0:12,352	0:42,607 0:12,210	0:42,497 0:12,277	0:42,701 0:12,358	0:42,536 0:12,258
Runde 18	0:42,799 0:12,481	0:42,916 0:12,691	0:42,864 0:12,493	0:44,194 0:13,168	0:43,377 0:12,381
Runde 19	0:42,664 0:12,307	0:42,405 0:12,189	0:42,501 0:12,256	0:42,707 0:12,347	0:42,734 0:12,436
Runde 20	0:42,660 0:12,330	0:42,610 0:12,190	0:42,500 0:12,249	0:42,468 0:12,187	0:42,625 0:12,355
Runde 21	0:42,815 0:12,339	0:42,803 0:12,251	0:42,652 0:12,277	0:42,571 0:12,221	0:42,445 0:12,251
Runde 22	0:42,950 0:12,499	0:43,079 0:12,744	0:43,294 0:12,899	0:42,802 0:12,315	0:42,709 0:12,367
Runde 23	0:42,985 0:12,480	0:42,935 0:12,365	0:42,750 0:12,324	0:42,889 0:12,443	0:43,010 0:12,611



Sektion 3 0:00,000 303 m 0,0 km/h




<p>Smr.225 Talas,Jakub CZE JOKA RACING theoretisch mögliche Bestzeit 0:12,296 Ziel Sektion 1 Sektion 2 Sektion 3 best 0:42,660 0:12,296</p>	<p>Smr.232 Luyet,Jean CHE CRG Holland theoretisch mögliche Bestzeit 0:12,166 Ziel Sektion 1 Sektion 2 Sektion 3 0:42,363 0:12,166</p>	<p>Smr.216 Tornqvist Persson,Benjamin SWE CRG Holland theoretisch mögliche Bestzeit 0:12,219 Ziel Sektion 1 Sektion 2 Sektion 3 0:42,350 0:12,219</p>	<p>Smr.209 Nombrot,Jean FRA CPB SPORT theoretisch mögliche Bestzeit 0:12,172 Ziel Sektion 1 Sektion 2 Sektion 3 0:42,405 0:12,172</p>	<p>Smr.231 Millell,Noah SWE JP RACING theoretisch mögliche Bestzeit 0:12,224 Ziel Sektion 1 Sektion 2 Sektion 3 0:42,391 0:12,224</p>
---	---	---	---	---

**DEUTSCHE KART-MEISTERSCHAFT**

**Round 3: 12 - 14 / 07 / 2019**

**ERFTLANDRING KERPEN**

DMSB-RegNr:168/19




**R 23 DSKM (KZ2) Race 2**

Die schnellsten Zeiten

Ort	Nr. Fahrername	Zeit	Streckl.	Ø Speed
Ziel	235 Marseglia, Leonardo Giul	0:42,074	1107 m	94,7 km/h
Sektion 1	203 Pex, Stan	0:12,133	329 m	97,6 km/h
Sektion 2		0:00,000	475 m	0,0 km/h
Sektion 3		0:00,000	303 m	0,0 km/h

	Smr.215 Matisic,André DEU Solgat Motorsport	Smr.213 Lundberg,Douglas SWE Bamberger Karttracing	Smr.220 Tubben,Max NLD CRG Holland	Smr.223 Davies,Dylan NLD DR SRL	Smr.204 Schmitz,Alexander DEU Renda Motorsport
	theoretisch mögliche Bestzeit 0:12,198	theoretisch mögliche Bestzeit 0:12,244	theoretisch mögliche Bestzeit 0:12,275	theoretisch mögliche Bestzeit 0:12,318	theoretisch mögliche Bestzeit 0:12,206
best	Ziel Sektion 1 Sektion 2 Sektion 3 0:42,394 0:12,198	Ziel Sektion 1 Sektion 2 Sektion 3 0:42,224 0:12,244	Ziel Sektion 1 Sektion 2 Sektion 3 0:42,497 0:12,275	Ziel Sektion 1 Sektion 2 Sektion 3 0:42,790 0:12,318	Ziel Sektion 1 Sektion 2 Sektion 3 0:42,242 0:12,206
Runde 1	0:48,956 0:15,529	0:50,112 0:15,531	0:46,618 0:14,832	0:48,728 0:14,929	0:47,992 0:14,978
Runde 2	0:44,126 0:12,950	0:44,420 0:12,773	0:44,249 0:12,911	0:44,121 0:12,926	0:43,421 0:12,757
Runde 3	0:43,904 0:12,679	0:43,408 0:12,482	0:43,420 0:12,550	0:44,075 0:12,866	0:43,760 0:12,633
Runde 4	0:43,524 0:12,701	0:43,110 0:12,353	0:43,257 0:12,657	0:43,462 0:12,591	0:43,560 0:12,808
Runde 5	0:43,177 0:12,564	0:43,546 0:12,682	0:43,785 0:13,168	0:43,212 0:12,640	0:42,813 0:12,470
Runde 6	0:42,745 0:12,470	0:43,218 0:12,629	0:43,478 0:12,660	0:43,224 0:12,788	0:50,293 0:18,994
Runde 7	0:42,626 0:12,284	0:43,318 0:12,749	0:43,184 0:12,891	0:42,857 0:12,432	0:42,554 0:12,479
Runde 8	0:42,394 0:12,224	0:42,518 0:12,517	0:42,936 0:12,462	0:42,796 0:12,387	0:43,589 0:12,520
Runde 9	0:42,566 0:12,358	0:42,345 0:12,352	0:43,459 0:13,039	0:42,912 0:12,415	0:42,242 0:12,393
Runde 10	0:42,421 0:12,248	0:42,380 0:12,266	0:42,870 0:12,606	0:42,916 0:12,384	0:42,259 0:12,221
Runde 11	0:43,204 0:12,473	0:42,310 0:12,308	0:43,692 0:12,997	0:42,832 0:12,423	0:42,530 0:12,350
Runde 12	0:42,747 0:12,380	0:42,331 0:12,267	0:42,832 0:12,471	0:42,915 0:12,451	0:42,655 0:12,459
Runde 13	0:42,536 0:12,304	0:42,619 0:12,288	0:42,497 0:12,277	0:43,165 0:12,402	0:42,456 0:12,241
Runde 14	0:42,508 0:12,268	0:42,439 0:12,275	0:42,528 0:12,275	0:42,875 0:12,367	0:42,889 0:12,568
Runde 15	0:42,695 0:12,341	0:42,224 0:12,319	0:42,693 0:12,339	0:42,845 0:12,409	0:42,774 0:12,434
Runde 16	0:42,718 0:12,256	0:42,353 0:12,244	0:42,757 0:12,290	0:42,790 0:12,342	0:42,630 0:12,308
Runde 17	0:42,513 0:12,326	0:42,363 0:12,372	0:42,944 0:12,576	0:42,898 0:12,412	0:42,353 0:12,206
Runde 18	0:42,530 0:12,290	0:42,397 0:12,263	0:42,847 0:12,401	0:42,966 0:12,421	0:42,703 0:12,400
Runde 19	0:42,672 0:12,352	0:42,524 0:12,434	0:43,145 0:12,801	0:42,856 0:12,397	0:42,502 0:12,321
Runde 20	0:42,665 0:12,337	0:42,441 0:12,273	0:42,790 0:12,391	0:42,929 0:12,373	0:42,485 0:12,296
Runde 21	0:42,496 0:12,198	0:42,556 0:12,256	0:42,737 0:12,331	0:42,887 0:12,318	0:42,865 0:12,458
Runde 22	0:42,669 0:12,308	0:42,416 0:12,304	0:42,760 0:12,350	0:42,965 0:12,502	0:42,972 0:12,567
Runde 23	0:42,962 0:12,557	0:42,947 0:12,562	0:42,833 0:12,382	0:43,109 0:12,390	0:42,784 0:12,512

<p>Stmr.215 Matisic,André DEU Solgat Motorsport theoretisch mögliche Bestzeit 0:12,198 Ziel Sektion 1 Sektion 2 Sektion 3 best 0:42,394 0:12,198</p>	<p>Stmr.213 Lundberg,Douglas SWE Bamberger Karttracing theoretisch mögliche Bestzeit 0:12,244 Ziel Sektion 1 Sektion 2 Sektion 3 0:42,224 0:12,244</p>	<p>Stmr.220 Tubben,Max NLD CRG Holland theoretisch mögliche Bestzeit 0:12,275 Ziel Sektion 1 Sektion 2 Sektion 3 0:42,497 0:12,275</p>	<p>Stmr.223 Davies,Dylan NLD DR SRL theoretisch mögliche Bestzeit 0:12,318 Ziel Sektion 1 Sektion 2 Sektion 3 0:42,790 0:12,318</p>	<p>Stmr.204 Schmitz,Alexander DEU Renda Motorsport theoretisch mögliche Bestzeit 0:12,206 Ziel Sektion 1 Sektion 2 Sektion 3 0:42,242 0:12,206</p>
--	--	--	---	--

**DEUTSCHE KART-MEISTERSCHAFT**

**Round 3: 12 - 14 / 07 / 2019**

**ERFTLANDRING KERPEN**

DMSB-RegNr:168/19

**R 23 DSKM (KZ2) Race 2**

Die schnellsten Zeiten




Ort	Nr. Fahrername	Zeit	Streckl.	Ø Speed
Ziel	235 Marseglia, Leonardo Giul	0:42,074	1107 m	94,7 km/h
Sektion 1	203 Pex, Stan	0:12,133	329 m	97,6 km/h
Sektion 2		0:00,000	475 m	0,0 km/h
Sektion 3		0:00,000	303 m	0,0 km/h

	Smr.262 Károvský,Matej CZE Kart Republic CZ	Smr.233 Luyet,Samuel CHE CRG Holland	Smr.227 Horn,Moritz DEU CPB SPORT	Smr.208 Mrosek,Michael DEU Team AK-Racing	Smr.212 Rati,Cyril CHE Kart-Club Oerlikon
	theoretisch mögliche Bestzeit 0:12,284	theoretisch mögliche Bestzeit 0:12,320	theoretisch mögliche Bestzeit 0:12,230	theoretisch mögliche Bestzeit 0:12,284	theoretisch mögliche Bestzeit 0:12,310
best	Ziel Sektion 1 Sektion 2 Sektion 3 0:42,478 0:12,284	Ziel Sektion 1 Sektion 2 Sektion 3 0:42,696 0:12,320	Ziel Sektion 1 Sektion 2 Sektion 3 0:42,460 0:12,230	Ziel Sektion 1 Sektion 2 Sektion 3 0:42,673 0:12,284	Ziel Sektion 1 Sektion 2 Sektion 3 0:42,913 0:12,310
Runde 1	0:49,597 0:15,230	0:49,809 0:15,249	0:50,050 0:15,899	0:50,336 0:15,569	0:49,421 0:15,574
Runde 2	0:44,756 0:13,235	0:44,650 0:13,309	0:44,053 0:12,663	0:44,981 0:13,275	0:44,251 0:12,782
Runde 3	0:43,109 0:12,560	0:43,281 0:12,668	0:43,486 0:12,493	0:43,827 0:12,655	0:44,039 0:13,149
Runde 4	0:43,715 0:12,700	0:43,556 0:12,553	0:45,753 0:14,728	0:44,069 0:12,948	0:43,932 0:12,968
Runde 5	0:44,334 0:13,740	0:43,710 0:12,753	0:43,304 0:12,595	0:43,999 0:12,913	0:43,894 0:12,882
Runde 6	0:43,024 0:12,463	0:43,215 0:12,567	0:42,986 0:12,486	0:43,473 0:12,610	0:43,253 0:12,500
Runde 7	0:44,028 0:13,150	0:43,095 0:12,480	0:43,678 0:12,822	0:42,916 0:12,450	0:43,441 0:12,386
Runde 8	0:43,328 0:12,982	0:42,746 0:12,450	0:43,215 0:12,932	0:42,940 0:12,386	0:43,311 0:12,773
Runde 9	0:42,495 0:12,292	0:42,884 0:12,618	0:42,562 0:12,294	0:43,476 0:12,684	0:43,010 0:12,428
Runde 10	0:42,733 0:12,295	0:42,799 0:12,340	0:42,790 0:12,311	0:43,006 0:12,524	0:42,913 0:12,310
Runde 11	0:42,626 0:12,412	0:43,012 0:12,364	0:42,543 0:12,230	0:42,779 0:12,365	0:43,653 0:13,095
Runde 12	0:42,496 0:12,330	0:42,859 0:12,368	0:42,460 0:12,236	0:42,810 0:12,310	0:42,920 0:12,361
Runde 13	0:42,683 0:12,319	0:42,851 0:12,413	0:42,623 0:12,301	0:42,673 0:12,297	0:43,211 0:12,387
Runde 14	0:42,773 0:12,484	0:43,041 0:12,613	0:42,635 0:12,314	0:42,876 0:12,284	0:42,994 0:12,405
Runde 15	0:42,564 0:12,312	0:42,983 0:12,596	0:42,593 0:12,238	0:42,719 0:12,289	0:43,148 0:12,562
Runde 16	0:42,606 0:12,345	0:42,696 0:12,320	0:42,513 0:12,261	0:42,700 0:12,325	0:43,052 0:12,469
Runde 17	0:42,677 0:12,328	0:42,971 0:12,548	0:42,678 0:12,350	0:42,973 0:12,365	0:43,118 0:12,538
Runde 18	0:42,620 0:12,389	0:42,763 0:12,340	0:42,583 0:12,258	0:42,973 0:12,316	0:43,063 0:12,400
Runde 19	0:42,478 0:12,284	0:42,818 0:12,381	0:42,583 0:12,285	0:43,140 0:12,417	0:43,195 0:12,483
Runde 20	0:42,546 0:12,306	0:43,107 0:12,466	0:42,671 0:12,278	0:42,781 0:12,369	0:43,392 0:12,669
Runde 21	0:42,765 0:12,301	0:43,018 0:12,424	0:42,748 0:12,330	0:42,940 0:12,352	0:43,509 0:12,535
Runde 22	0:43,102 0:12,640	0:43,169 0:12,531	0:43,150 0:12,636	0:42,952 0:12,372	0:43,711 0:12,637
Runde 23	0:43,430 0:12,869	0:42,995 0:12,460	0:47,796 0:12,248	0:43,019 0:12,332	0:43,644 0:12,568

Sektion 3 0:00,000 303 m 0,0 km/h

<p>Smr.262 Károvský,Matej CZE Kart Republic CZ</p> <p>theoretisch mögliche Bestzeit 0:12,284 Ziel Sektion 1 Sektion 2 Sektion 3 0:42,478 0:12,284</p>	<p>Smr.233 Luyet,Samuel CHE CRG Holland</p> <p>theoretisch mögliche Bestzeit 0:12,320 Ziel Sektion 1 Sektion 2 Sektion 3 0:42,696 0:12,320</p>	<p>Smr.227 Horn,Moritz DEU CPB SPORT</p> <p>theoretisch mögliche Bestzeit 0:12,230 Ziel Sektion 1 Sektion 2 Sektion 3 0:42,460 0:12,230</p>	<p>Smr.208 Mrosek,Michael DEU Team AK-Racing</p> <p>theoretisch mögliche Bestzeit 0:12,284 Ziel Sektion 1 Sektion 2 Sektion 3 0:42,673 0:12,284</p>	<p>Smr.212 Rati,Cyriil CHE Kart-Club Oerlikon</p> <p>theoretisch mögliche Bestzeit 0:12,310 Ziel Sektion 1 Sektion 2 Sektion 3 0:42,913 0:12,310</p>
<p>best 0:42,478 0:12,284</p>				




**Round 3: 12 - 14 / 07 / 2019**

**ERFTLANDRING KERPEN**

**DEUTSCHE KART-MEISTERSCHAFT**



DMSB-RegNr:168/19

**R 23 DSKM (KZ2) Race 2**


Die schnellsten Zeiten



Ort	Nr. Fahrername	Zeit	Streckl.	Ø Speed
Ziel	235 Marseglia, Leonardo Giul	0:42,074	1107 m	94,7 km/h
Sektion 1	203 Pex, Stan	0:12,133	329 m	97,6 km/h
Sektion 2		0:00,000	475 m	0,0 km/h
Sektion 3		0:00,000	303 m	0,0 km/h

	Snr.217 Karshøj,Lasse DNK LE Racing Eddie Le Fevre theoretisch mögliche Bestzeit 0:12,343	Snr.219 Sjöberg,Jesper SWE CRG Holland theoretisch mögliche Bestzeit 0:12,314	Snr.218 Johansson,Andreas SWE CRG Holland theoretisch mögliche Bestzeit 0:12,501	Snr.261 Tlustý,Alex CZE Jiri Tlustý theoretisch mögliche Bestzeit 0:12,427	Snr.224 Almeida,Rodrigo MOZ DR SRL theoretisch mögliche Bestzeit 0:12,382
best	Ziel Sektion 1 Sektion 2 Sektion 3 0:42,884 0:12,343	Ziel Sektion 1 Sektion 2 Sektion 3 0:42,906 0:12,314	Ziel Sektion 1 Sektion 2 Sektion 3 0:43,208 0:12,501	Ziel Sektion 1 Sektion 2 Sektion 3 0:43,145 0:12,427	Ziel Sektion 1 Sektion 2 Sektion 3 0:43,307 0:12,382
Runde 1	0:50,884 0:15,422	0:48,466 0:14,792	0:49,698 0:15,308	0:50,412 0:15,495	0:51,514 0:15,756
Runde 2	0:44,451 0:12,852	0:44,081 0:12,841	0:44,748 0:13,109	0:45,121 0:13,358	0:44,618 0:12,974
Runde 3	0:43,686 0:12,697	0:44,656 0:13,362	0:44,832 0:13,150	0:44,019 0:12,905	0:43,671 0:12,667
Runde 4	0:45,328 0:14,356	0:44,296 0:13,282	0:44,685 0:13,415	0:43,460 0:12,666	0:44,323 0:13,207
Runde 5	0:44,035 0:12,752	0:43,735 0:12,873	0:43,957 0:12,929	0:45,225 0:14,065	0:44,252 0:13,003
Runde 6	0:43,595 0:12,910	0:43,392 0:12,602	0:43,512 0:12,633	0:43,645 0:12,795	0:44,433 0:13,639
Runde 7	0:43,432 0:12,467	0:44,302 0:13,371	0:43,580 0:12,719	0:43,575 0:12,664	0:43,399 0:12,602
Runde 8	0:43,329 0:12,758	0:44,451 0:13,375	0:43,578 0:12,611	0:43,347 0:12,572	0:43,664 0:12,766
Runde 9	0:43,148 0:12,486	0:43,784 0:12,961	0:43,293 0:12,531	0:43,145 0:12,533	0:43,358 0:12,559
Runde 10	0:43,016 0:12,493	0:43,788 0:12,888	0:43,344 0:12,504	0:43,543 0:12,871	0:43,690 0:12,692
Runde 11	0:42,944 0:12,504	0:43,193 0:12,460	0:44,111 0:13,192	0:47,553 0:16,595	0:43,540 0:12,663
Runde 12	0:42,876 0:12,364	0:43,141 0:12,395	0:43,280 0:12,501	0:43,203 0:12,469	0:43,525 0:12,579
Runde 13	0:42,942 0:12,412	0:42,906 0:12,347	0:43,208 0:12,548	0:43,571 0:12,668	0:43,390 0:12,462
Runde 14	0:43,190 0:12,352	0:43,259 0:12,314	0:43,304 0:12,557	0:43,475 0:12,524	0:43,462 0:12,480
Runde 15	0:43,183 0:12,438	0:43,373 0:12,418	0:43,601 0:12,547	0:43,308 0:12,474	0:43,397 0:12,417
Runde 16	0:43,310 0:12,574	0:43,806 0:12,911	0:43,418 0:12,558	0:43,305 0:12,454	0:43,742 0:12,485
Runde 17	0:43,112 0:12,389	0:43,159 0:12,359	0:43,449 0:12,622	0:43,295 0:12,468	0:43,403 0:12,522
Runde 18	0:43,011 0:12,406	0:43,137 0:12,318	0:43,337 0:12,549	0:43,174 0:12,515	0:44,019 0:12,495
Runde 19	0:42,955 0:12,343	0:43,220 0:12,385	0:43,355 0:12,518	0:43,416 0:12,472	0:43,490 0:12,382
Runde 20	0:43,030 0:12,405	0:43,112 0:12,340	0:43,313 0:12,537	0:43,177 0:12,427	0:43,341 0:12,483
Runde 21	0:43,197 0:12,570	0:43,222 0:12,357	0:43,386 0:12,513	0:43,276 0:12,477	0:43,507 0:12,505
Runde 22	0:42,884 0:12,416	0:43,124 0:12,358	0:43,623 0:12,601	0:43,188 0:12,459	0:43,307 0:12,526
Runde 23	0:43,106 0:12,380	0:43,385 0:12,445	0:43,525 0:12,550	0:44,174 0:12,902	0:44,871 0:13,350

Sektion 3 0:00,000 303 m 0,0 km/h

Smr.217	Karlshøj,Lasse DNK LE Racing Eddie Le Fevre	Smr.219	Sjöberg,Jesper SWE CRG Holland	Smr.218	Johansson,Andreas SWE CRG Holland	Smr.261	Tlustý,Alex CZE Jiri Tlusty	Smr.224	Almeida,Rodrigo MOZ DR SRL
theoretisch mögliche Bestzeit 0:12,343	theoretisch mögliche Bestzeit 0:12,314	theoretisch mögliche Bestzeit 0:12,501	theoretisch mögliche Bestzeit 0:12,427	theoretisch mögliche Bestzeit 0:12,382	Ziel	Ziel	Ziel	Ziel	
Sektion 1	Sektion 1	Sektion 1	Sektion 1	Sektion 1	Sektion 1	Sektion 1	Sektion 1	Sektion 1	
Sektion 2	Sektion 2	Sektion 2	Sektion 2	Sektion 2	Sektion 2	Sektion 2	Sektion 2	Sektion 2	
Sektion 3	Sektion 3	Sektion 3	Sektion 3	Sektion 3	Sektion 3	Sektion 3	Sektion 3	Sektion 3	
0:42,834	0:12,343	0:42,906	0:12,314	0:43,208	0:12,501	0:43,145	0:12,427	0:43,307	
0:12,343	0:12,314	0:12,501	0:12,427	0:12,382	0:12,382	0:12,382	0:12,382	0:12,382	
best									




**DEUTSCHE KART-MEISTERSCHAFT**

**Round 3: 12 - 14 / 07 / 2019**

**ERFTLANDRING KERPEN**

DMSB-RegNr:168/19

**R 23 DSKM (KZ2) Race 2**

Die schnellsten Zeiten

Ort	Nr. Fahrername	Zeit	Streckenl.	Ø Speed
Ziel	235 Marseglia, Leonardo Giul	0:42,074	1107 m	94,7 km/h
Sektion 1	203 Pex, Stan	0:12,133	329 m	97,6 km/h
Sektion 2		0:00,000	475 m	0,0 km/h
Sektion 3		0:00,000	303 m	0,0 km/h

	Smr.202 Pex,Jorrit NLD SP Motorsport	Smr.277 Javurek,Dominik CZE JOKA RACING	Smr.222 Paul,Maximilian DEU DR SRL	Smr.207 Gustavsson,Viktor SWE JP RACING	Smr.210 Denner,Emilien FRA CPB SPORT
best	theoretisch mögliche Bestzeit 0:12,225 Ziel Sektion 1 Sektion 2 Sektion 3 0:42,317 0:12,225	theoretisch mögliche Bestzeit 0:12,501 Ziel Sektion 1 Sektion 2 Sektion 3 0:42,811 0:12,501	theoretisch mögliche Bestzeit 0:12,573 Ziel Sektion 1 Sektion 2 Sektion 3 0:43,522 0:12,573	theoretisch mögliche Bestzeit 0:12,604 Ziel Sektion 1 Sektion 2 Sektion 3 0:43,934 0:12,604	theoretisch mögliche Bestzeit 0:00,000 Ziel Sektion 1 Sektion 2 Sektion 3
Runde 1	0:44,138 0:12,799	0:47,301 0:15,099	0:48,081 0:14,915	0:50,113 0:15,300	
Runde 2	0:43,463	0:44,146 0:12,720	0:43,681 0:12,825	0:45,163 0:13,112	
Runde 3	0:43,051 0:12,552	0:43,995 0:12,879	0:43,946 0:13,125	0:43,934 0:12,604	
Runde 4	0:42,859 0:12,406	0:43,538 0:12,862	0:43,522 0:12,573		
Runde 5	0:42,524 0:12,375	0:42,811 0:12,501	0:43,766 0:13,222		
Runde 6	0:42,526 0:12,288				
Runde 7	0:42,394 0:12,261				
Runde 8	0:42,317 0:12,229				
Runde 9	0:42,334 0:12,240				
Runde 10	0:42,350 0:12,282				
Runde 11	0:42,483 0:12,225				
Runde 12	0:42,356 0:12,250				
Runde 13	0:42,449 0:12,258				
Runde 14	0:12,261				

### R 18 DSKM (KZ2) Race 1

Strecke / track: 1107m

fastest Lap Emilien DENNER at: 0:42,072

started: 30 classified: 30 not classified: 0 not started: 1

Pos	Str. Nr.	Fahrer / Driver	Nation	Bewerber / Sponsor	Nation	Lizenz R-Lizenz	Chassis / Motor / Reifen	Points	Penalty	Runden Laps	Gesamtzeit Differenz	Abstand Gap	beste Runde best Lap	in R. in L.	o Geschw. o Speed
1	203	PEX, Stan	NLD	SP Motorsport	NLD	31772 47253	Kart Republic / TM / Vega	25		23	16:25,141		0:42,230	13	93 km/h 94,4 km/h
2	202	PEX, Jorrit	NLD	SP Motorsport	NLD	27382 47253	Kart Republic / TM / Vega	20		23	16:25,292 0:00,151	0:00,151	0:42,224	9	93 km/h 94,4 km/h
3	235	MARSEGLIA, Leonardo Giuseppe	ITA	BIREL ART RACING KSW	AUT	336013 BK102	Birel Art / TM / Vega	16		23	16:26,573 0:01,432	0:01,281	0:42,076	15	92,9 km/h 94,7 km/h
4	210	DENNER, Emilien	FRA	CPB SPORT	FRA	141283E1 232241	SODI / TM / Vega	13	5 sec.	23	16:27,569 0:02,428	0:00,996	0:42,072	14	92,8 km/h 94,7 km/h
5	201	FEDERER, Fabian	ITA	SRP Racing Team	DEU	353643 KBF1156791	Maranello / TM / Vega	11		23	16:28,617 0:03,476	0:01,048	0:42,204	9	92,7 km/h 94,4 km/h
6	220	TUBBEN, Max	NLD	CRG Holland	NLD	33495 15521	CRG / TM / Vega	10		23	16:29,623 0:04,482	0:01,006	0:42,424	15	92,6 km/h 93,9 km/h
7	231	MILELL, Noah	SWE	JP RACING	SWE	200007286719 105	Exprit / Vortex / Vega	9	5 sec.	23	16:31,424 0:06,283	0:01,801	0:42,187	10	92,5 km/h 94,5 km/h
8	225	TALAS, Jakub	CZE	JOKA RACING	CZE	19AS0135 19AT01111	Birel Art / TM / Vega	8		23	16:32,388 0:07,247	0:00,964	0:42,469	11	92,4 km/h 93,8 km/h
9	277	JAVUREK, Dominik	CZE	JOKA RACING	CZE	19AS0193 19AT01111	Birel Art / TM / Vega	7		23	16:32,526 0:07,385	0:00,138	0:42,373	15	92,3 km/h 94,1 km/h
10	234	LONGHI, Riccardo	ITA	BIREL ART RACING KSW	AUT	296344 BK102	Birel Art / TM / Vega	6		23	16:32,739 0:07,598	0:00,213	0:42,181	9	92,3 km/h 94,5 km/h
11	221	IGLESIAS, Jérémy	FRA	RS Schumacher Racing Team	DEU	187987 KBF1067587	IPK Praga / IAME / Vega	5		23	16:33,484 0:08,343	0:00,745	0:42,432	13	92,3 km/h 93,9 km/h
12	232	LUYET, Jean	CHE	CRG Holland	NLD	505028 15521	CRG / TM / Vega	4		23	16:34,036 0:08,895	0:00,552	0:42,365	13	92,2 km/h 94,1 km/h
13	204	SCHMITZ, Alexander	DEU	Renda Motorsport	ITA	IKA1120614 322880	Tony Kart / Vortex / Vega	3		23	16:34,088 0:08,947	0:00,052	0:42,297	10	92,2 km/h 94,2 km/h
14	223	DAVIES, Dylan	NLD	DR SRL	ITA	19701 296449	DR / Modena / Vega	2		23	16:34,451 0:09,310	0:00,363	0:42,491	11	92,2 km/h 93,8 km/h
15	227	HORN, Moritz	DEU	CPB SPORT	FRA	IKB1132818 232241	SODI / TM / Vega	1		23	16:34,902 0:09,761	0:00,451	0:42,453	10	92,1 km/h 93,9 km/h
16	222	PAUL, Maximilian	DEU	DR SRL	ITA	IKB1140086 296449	DR / Modena / Vega	0	5 sec.	23	16:35,099 0:09,958	0:00,197	0:42,365	9	92,1 km/h 94,1 km/h
17	215	MATISIC, André	DEU	Solgat Motorsport	DEU	IKB1083048 KBF1079882	Birel Art / TM / Vega	0		23	16:37,343 0:12,202	0:02,244	0:42,456	11	91,9 km/h 93,9 km/h
18	209	NOMBLLOT, Jean	FRA	CPB SPORT	FRA	119783 232241	SODI / TM / Vega	0		23	16:43,540 0:18,399	0:06,197	0:42,474	15	91,3 km/h 93,8 km/h
19	219	SJÖBERG, Jesper	SWE	CRG Holland	NLD	199910020057 15521	CRG / TM / Vega	0		23	16:43,945 0:18,804	0:00,405	0:42,606	13	91,3 km/h 93,5 km/h
20	212	RATL, Cyril	CHE	Kart-Club Oerlikon	CHE	505053 500006	CRG / TM / Vega	0		23	16:44,277 0:19,136	0:00,332	0:42,588	8	91,3 km/h 93,6 km/h
21	216	TORNQVIST PERSSON, Benjamin	SWE	CRG Holland	NLD	199810314592 15521	CRG / TM / Vega	0		23	16:44,698 0:19,557	0:00,421	0:42,404	13	91,2 km/h 94 km/h
22	218	JOHANSSON, Andreas	SWE	CRG Holland	NLD	199907225875 15521	CRG / TM / Vega	0		23	16:45,741 0:20,600	0:01,043	0:42,715	9	91,1 km/h 93,3 km/h
23	262	KÁCOVSKÝ, Matej	CZE	Kart Republic CZ	CZE	19AS0692 498	Kart Republic / IAME / Vega	0	5 sec.	23	16:48,270 0:23,129	0:02,529	0:42,512	9	90,9 km/h 93,7 km/h
24	207	GUSTAVSSON, Viktor	SWE	JP RACING	SWE	200404010150 105	Exprit / Vortex / Vega	0	5 sec.	23	16:49,118 0:23,977	0:00,848	0:42,570	14	90,8 km/h 93,6 km/h
25	261	TLUSTÝ, Alex	CZE	Jiri Tlusty	CZE	19AS0064 19AT00151	Birel Art / TM / Vega	*		23	16:51,959 0:26,818	0:02,841	0:43,162	13	90,6 km/h 92,3 km/h
26	236	LANG, Hannah	GBR	MK Racing	GBR	212874 273486	Tony Kart / Vortex / Vega	0		19	14:09,184 4 R		0:43,262	14	89,2 km/h 92,1 km/h
27	224	ALMEIDA, Rodrigo	MOZ	DR SRL	ITA	296449 010	DR / Modena / Vega	0		18	13:21,670 5 R	1 R	0:43,437	13	89,5 km/h 91,7 km/h
28	233	LUYET, Samuel	CHE	CRG Holland	NLD	505064 15521	CRG / TM / Vega	0		15	11:02,223 8 R	3 R	0:42,854	14	90,3 km/h 93 km/h
29	217	KARLSHØJ, Lasse	DNK	LE Racing Eddie Le Fevre	DNK	40346 39981	Kosmic / Vortex / Vega	0		6	4:31,395 17 R	9 R	0:43,572	5	88,1 km/h 91,5 km/h
30	213	LUNDBERG, Douglas	SWE	Bamberger Karttracing	DEU	199109174053 KBF1197896	Luxor / TM / Vega	0		6	4:32,148 17 R	0:00,753	0:42,746	5	87,9 km/h 93,2 km/h
the following drivers did not start.															
DNS	208	MROSEK, Michael	DEU	Team AK-Racing	AUT	IKC1131164 BK005	Intrepid / TM / Vega			DNS					

StNr. 210,231,262,207 5 sec penalty Frontfaring

StNr. 222 5 sec penalty Pushing

Rennleitung: Volker Ehekircher Racedirektor: Horst Seidel

Sportkommissare: Yasin Özer / Tobias Amann / Peter Brings / Florian Koziol

Techn. Kommissare: Hans-Jürgen Dangers / M. Grasshoff / C. Schmidt / J. Lawinger / D. Pietzko / H.-W. Schäfer / K.L. Rusczyński / A. Sengpiel

Zeitnahme: KART-DATA timing service Franz Schieszler / Manuela Hintner

Zeitnahme / timekeeping

control   
Franz Schieszler

freigegeben: 12:05:47






**DEUTSCHE KART-MEISTERSCHAFT**

**Round 3: 12 - 14 / 07 / 2019**

**ERFTLANDRING KERPEN**

**DMSB**







DMSB-RegNr.:168/19

### R 18 DSKM (KZ2) Race 1

Fahremame Driver	Pex Stan	Pex Jorrit	Leonardo Giuseppe	Denner Emilien	Federer Fabian	Tubben Max	Mitell Noah	Talas Jakub	Javrek Dominik	Longhi Riccardo	Iglesias Jérémy	Luyet Jean
schnellste Runde in Runde	0:42,230 Rn. 13	0:42,224 Rn. 9	0:42,076 Rn. 15	0:42,072 Rn. 14	0:42,204 Rn. 9	0:42,424 Rn. 15	0:42,187 Rn. 10	0:42,469 Rn. 11	0:42,373 Rn. 15	0:42,181 Rn. 9	0:42,432 Rn. 13	0:42,365 Rn. 13
Speed	94,4 km/h	94,4 km/h	94,7 km/h	94,7 km/h	94,4 km/h	93,9 km/h	94,5 km/h	93,8 km/h	94,1 km/h	94,5 km/h	93,9 km/h	94,1 km/h
Lap 1	0:46,311	0:36,126)	0:47,267	0:46,384	0:49,085	0:46,347	0:46,273	0:46,090	0:46,908	0:48,366	0:47,417	0:47,318
Lap 2	0:44,071	0:43,895	0:43,549	0:43,900	0:43,223	0:43,884	0:44,039	0:44,091	0:43,472	0:44,481	0:44,461	0:44,121
Lap 3	0:43,369	0:43,413	0:43,690	0:43,354	0:43,357	0:43,366	0:43,465	0:44,343	0:44,393	0:43,412	0:43,610	0:43,191
Lap 4	0:43,045	0:42,989	0:42,963	0:42,994	0:42,961	0:43,088	0:42,853	0:42,951	0:43,449	0:43,768	0:43,107	0:43,557
Lap 5	0:42,773	0:43,018	0:42,651	0:42,617	0:42,692	0:42,800	0:42,840	0:42,642	0:42,871	0:42,934	0:42,846	0:42,824
Lap 6	0:42,757	0:42,687	0:42,158	0:42,658	0:42,411	0:42,631	0:42,595	0:43,246	0:42,492	0:42,616	0:42,558	0:42,635
Lap 7	0:42,927	0:42,694	0:42,282	0:42,365	0:42,253	0:42,785	0:42,752	0:42,590	0:42,837	0:42,400	0:42,513	0:43,118
Lap 8	0:42,286	0:42,353	0:42,447	0:42,148	0:42,469	0:42,705	0:42,329	0:42,616	0:42,482	0:42,272	0:42,453	0:42,553
Lap 9	0:42,246	0:42,224	0:42,401	0:42,114	0:42,204	0:42,501	0:42,265	0:42,601	0:42,435	0:42,181	0:42,459	0:42,436
Lap 10	0:42,234	0:42,367	0:43,713	0:42,088	0:43,065	0:43,315	0:42,187	0:42,709	0:42,642	0:42,289	0:42,675	0:42,490
Lap 11	0:42,370	0:42,271	0:42,550	0:42,205	0:42,447	0:42,845	0:42,327	0:42,469	0:42,439	0:42,299	0:42,457	0:42,432
Lap 12	0:42,494	0:42,420	0:42,134	0:42,329	0:42,343	0:42,742	0:42,333	0:42,481	0:42,476	0:42,602	0:42,606	0:42,522
Lap 13	0:42,230	0:42,316	0:42,271	0:42,073	0:42,349	0:42,454	0:42,327	0:42,564	0:42,440	0:42,389	0:42,432	0:42,365
Lap 14	0:42,437	0:42,346	0:42,197	0:42,072	0:42,661	0:42,451	0:42,312	0:42,532	0:42,496	0:42,559	0:42,993	0:42,577
Lap 15	0:42,333	0:42,346	0:42,076	0:42,161	0:42,309	0:42,424	0:42,343	0:42,475	0:42,373	0:42,463	0:42,697	0:42,733
Lap 16	0:42,363	0:42,332	0:42,229	0:42,210	0:42,513	0:42,501	0:42,389	0:42,600	0:42,582	0:42,538	0:42,993	0:42,457
Lap 17	0:42,486	0:42,665	0:42,266	0:42,328	0:42,341	0:42,501	0:42,608	0:42,560	0:42,526	0:42,446	0:42,469	0:42,531
Lap 18	0:42,450	0:42,294	0:42,194	0:42,532	0:42,419	0:42,580	0:42,364	0:42,888	0:42,978	0:42,545	0:42,486	0:42,608
Lap 19	0:42,352	0:42,488	0:42,157	0:42,367	0:42,306	0:42,604	0:42,505	0:42,643	0:42,743	0:42,470	0:42,586	0:42,583
Lap 20	0:42,461	0:42,337	0:42,266	0:42,288	0:42,390	0:42,586	0:42,542	0:42,622	0:42,449	0:43,030	0:42,882	0:43,038
Lap 21	0:42,439	0:42,373	0:42,200	0:42,301	0:42,465	0:42,559	0:42,294	0:43,270	0:43,254	0:42,905	0:43,203	0:43,425




**DEUTSCHE KART-MEISTERSCHAFT**

**Round 3: 12 - 14 / 07 / 2019**

**ERFTLANDRING KERPEN**



DMSB-RegNr.:168/19

### R 18 DSKM (KZ2) Race 1

Fahrename	Pex	Pex	Leonardo	Denner	Federer	Tubben	Milell	Talas	Javurek	Longhi	Iglesias	Luyet
Driver	Stan	Jorrit	Giuseppe	Emilien	Fabian	Max	Noah	Jakub	Dominik	Riccardo	Jérémy	Jean
Lap 22	0:42,389	0:42,457	0:42,650	0:42,441	0:42,714	0:42,636	0:42,777	0:43,039	0:43,030	0:42,512	0:42,939	0:43,321
Lap 23	0:42,523	0:42,463	0:42,884	0:42,286	0:43,214	0:42,708	0:42,890	0:43,140	0:43,169	0:43,058	0:42,855	0:43,200






**DEUTSCHE KART-MEISTERSCHAFT**

**Round 3: 12 - 14 / 07 / 2019**

**ERFTLANDRING KERPEN**






**DMSB**



DMSB-RegNr.:168/19

## R 18 DSKM (KZ2) Race 1

Fahrername Driver	Schmitz Alexander	Davies Dylan	Horn Moritz	Paul Maximilian	Mafisic André	Nombrot Jean	Sjöberg Jesper	Ratl Cyril	Persson Benjamin	Johansson Andreas	Kácovský Matej	Gustavsson Viktor
schnellste Runde in Runde	0:42,297 Rn. 10	0:42,491 Rn. 11	0:42,453 Rn. 10	0:42,365 Rn. 9	0:42,456 Rn. 11	0:42,474 Rn. 15	0:42,606 Rn. 13	0:42,588 Rn. 8	0:42,404 Rn. 13	0:42,715 Rn. 9	0:42,512 Rn. 9	0:42,570 Rn. 14
Speed	94,2 km/h	93,8 km/h	93,9 km/h	94,1 km/h	93,9 km/h	93,8 km/h	93,5 km/h	93,6 km/h	94,0 km/h	93,3 km/h	93,7 km/h	93,6 km/h
Lap 1	0:48,285	0:47,511	0:48,214	0:46,872	0:48,896	0:49,188	0:48,508	0:48,784	0:49,802	0:48,732	0:48,814	0:49,094
Lap 2	0:43,620	0:44,135	0:44,056	0:43,568	0:44,823	0:44,891	0:44,261	0:44,901	0:45,245	0:44,643	0:44,747	0:44,338
Lap 3	0:43,469	0:43,728	0:43,867	0:44,038	0:43,107	0:46,484	0:44,048	0:43,691	0:45,288	0:43,282	0:43,258	0:43,377
Lap 4	0:43,282	0:43,267	0:43,165	0:42,797	0:42,829	0:43,146	0:43,671	0:42,988	0:43,803	0:43,390	0:43,312	0:43,618
Lap 5	0:43,383	0:42,633	0:42,730	0:42,655	0:43,354	0:43,374	0:43,489	0:43,145	0:43,048	0:43,675	0:43,827	0:43,587
Lap 6	0:42,703	0:42,600	0:42,536	0:42,488	0:43,183	0:42,802	0:42,923	0:43,055	0:43,366	0:43,835	0:43,921	0:43,050
Lap 7	0:42,402	0:42,821	0:42,985	0:42,715	0:42,564	0:42,852	0:42,972	0:43,083	0:42,896	0:43,767	0:43,506	0:42,779
Lap 8	0:42,666	0:42,558	0:42,548	0:43,015	0:43,228	0:42,509	0:43,127	0:42,588	0:42,991	0:43,113	0:42,654	0:43,080
Lap 9	0:42,393	0:42,497	0:42,501	0:42,365	0:43,173	0:42,527	0:43,147	0:43,452	0:42,736	0:42,715	0:42,512	0:43,746
Lap 10	0:42,297	0:42,503	0:42,453	0:43,055	0:43,118	0:43,402	0:42,907	0:43,159	0:42,893	0:43,757	0:42,679	0:44,559
Lap 11	0:42,405	0:42,491	0:42,872	0:42,543	0:42,456	0:43,527	0:42,733	0:42,662	0:42,846	0:43,429	0:42,593	0:43,913
Lap 12	0:42,377	0:42,507	0:42,958	0:42,579	0:42,556	0:42,614	0:42,803	0:42,602	0:43,043	0:43,075	0:42,659	0:43,521
Lap 13	0:42,425	0:42,515	0:42,723	0:42,543	0:42,580	0:42,661	0:42,606	0:42,667	0:42,404	0:42,985	0:42,603	0:42,662
Lap 14	0:42,496	0:42,599	0:42,565	0:42,435	0:42,554	0:42,539	0:43,286	0:42,837	0:42,593	0:42,821	0:42,990	0:42,570
Lap 15	0:42,555	0:42,911	0:42,632	0:42,367	0:42,462	0:42,474	0:42,782	0:42,775	0:44,125	0:43,146	0:42,632	0:43,521
Lap 16	0:43,031	0:43,048	0:42,759	0:42,536	0:42,590	0:42,573	0:42,863	0:42,740	0:42,806	0:42,894	0:42,858	0:42,660
Lap 17	0:42,487	0:42,867	0:42,638	0:42,596	0:42,559	0:42,555	0:43,134	0:43,118	0:42,914	0:42,860	0:43,096	0:42,672
Lap 18	0:42,559	0:42,631	0:42,841	0:42,555	0:42,596	0:42,720	0:43,313	0:43,307	0:42,847	0:43,465	0:43,258	0:42,792
Lap 19	0:42,531	0:42,604	0:42,572	0:42,509	0:42,543	0:43,016	0:43,219	0:43,564	0:42,614	0:43,095	0:43,216	0:42,738
Lap 20	0:42,490	0:42,743	0:42,795	0:42,725	0:42,732	0:43,027	0:43,292	0:43,075	0:42,709	0:42,854	0:43,307	0:42,774
Lap 21	0:43,159	0:42,899	0:42,632	0:42,632	0:42,831	0:43,579	0:43,498	0:43,555	0:42,810	0:43,353	0:43,505	0:42,948








**DEUTSCHE KART-MEISTERSCHAFT**

**Round 3: 12 - 14 / 07 / 2019**

**ERFTLANDRING KERPEN**


**DMSB**




DMSB-RegNr.:168/19

### R 18 DSKM (KZ2) Race 1

Fahrername	Schmitz	Davies	Horn	Paul	Mafisic	Nomblot	Sjöberg	Ratl	Persson	Johansson	Káčovský	Gustavsson
Driver	Alexander	Dylan	Moritz	Maximilian	André	Jean	Jesper	Cyril	Benjamin	Andreas	Matej	Viktor
Lap 22	0:43,118	0:42,923	0:42,735	0:42,671	0:42,643	0:43,488	0:44,176	0:43,719	0:42,859	0:43,055	0:43,577	0:42,786
Lap 23	0:43,087	0:43,234	0:43,371	0:42,731	0:42,596	0:43,215	0:43,310	0:43,581	0:42,797	0:43,247	0:43,127	0:43,243



**DEUTSCHE KART-MEISTERSCHAFT**

**Round 3: 12 - 14 / 07 / 2019**

**ERFTLANDRING KERPEN**

**DMSB**



DMSB-RegNr.:168/19

## R 18 DSKM (KZ2) Race 1

Fahrername Driver	Tlustý Alex	Lang Hannah	Almeida Rodrigo	Luyet Samuel	Karrishøj Lasse	Lundberg Douglas
schnellste Runde in Runde	0:43,162 Rn. 13	0:43,262 Rn. 14	0:43,437 Rn. 13	0:42,854 Rn. 14	0:43,572 Rn. 5	0:42,746 Rn. 5
Speed	92,3 km/h	92,1 km/h	91,7 km/h	93,0 km/h	91,5 km/h	93,2 km/h
Lap 1	0:50,090	0:50,348	0:49,765	0:48,204	0:48,077	0:48,309
Lap 2	0:45,387	0:45,419	0:45,628	0:44,214	0:44,175	0:44,971
Lap 3	0:44,006	0:44,483	0:43,858	0:43,644	0:43,910	0:44,119
Lap 4	0:43,558	0:44,758	0:43,569	0:43,353	0:45,028	0:43,698
Lap 5	0:43,578	0:43,969	0:44,037	0:44,167	0:43,572	0:42,746
Lap 6	0:43,752	0:43,717	0:43,704	0:43,006	0:43,572	0:42,746
Lap 7	0:43,308	0:43,644	0:45,506	0:42,965	0:43,656	0:42,969
Lap 8	0:43,173	0:43,694	0:43,882	0:43,130		
Lap 9	0:43,522	0:44,229	0:43,910	0:43,175		
Lap 10	0:43,235	0:43,541	0:43,641	0:45,231		
Lap 11	0:43,455	0:43,553	0:43,555	0:43,286		
Lap 12	0:43,435	0:43,506	0:43,521	0:43,150		
Lap 13	0:43,162	0:43,725	0:43,437	0:43,235		
Lap 14	0:43,173	0:43,262	0:43,711	0:42,854		
Lap 15	0:43,218	0:44,096	0:43,823	0:44,619		
Lap 16	0:43,297	0:43,685	0:43,546			
Lap 17	0:43,555	0:45,246	0:43,681			
Lap 18	0:43,332	0:44,144	0:43,744			
Lap 19	0:43,383	0:44,930				
Lap 20	0:43,290					
Lap 21	0:43,512					





**DEUTSCHE KART-MEISTERSCHAFT**



**Round 3: 12 - 14 / 07 / 2019**




**ERFTLANDRING KERPEN**

**DMSB**

DMSB-RegNr.:168/19

### R 18 DSKM (KZ2) Race 1

Fahrername	Driver	Lap 22	Lap 23	Tlustý	Lang	Almeida	Luyet	Karrishøj	Lundberg
	Alex	0:43,269	0:43,586		Hannah	Rodrigo	Samuel	Lasse	Douglas



DMSB-RegNr:168/19

## R 18 DSKM (KZ2) Race 1

Ziel		Sektion 1		Sektion 2		Sektion 3	
Fahrername	Zeit	Fahrername	Zeit	Fahrername	Zeit	Fahrername	Zeit
1 202 Pex,Jorrit	0:36,126	202 Pex,Jorrit	0:04,373	210 Denner,Emilien	0:18,626	235 Marseglia,Leonardo Gius	0:11,172
2 210 Denner,Emilien	0:42,072	235 Marseglia,Leonardo Gius	0:12,142	235 Marseglia,Leonardo Gius	0:18,662	212 Ratl,Cyrl	0:11,183
3 235 Marseglia,Leonardo Gius	0:42,076	234 Longhi,Riccardo	0:12,150	201 Federer,Fabian	0:18,702	210 Denner,Emilien	0:11,185
4 234 Longhi,Riccardo	0:42,181	203 Pex,Stan	0:12,161	231 Miliell,Noah	0:18,735	201 Federer,Fabian	0:11,186
5 231 Miliell,Noah	0:42,187	231 Miliell,Noah	0:12,178	202 Pex,Jorrit	0:18,738	231 Miliell,Noah	0:11,201
6 201 Federer,Fabian	0:42,204	220 Tubben,Max	0:12,182	203 Pex,Stan	0:18,763	234 Longhi,Riccardo	0:11,217
7 203 Pex,Stan	0:42,230	232 Luyet,Jean	0:12,183	220 Tubben,Max	0:18,766	222 Paul,Maximilian	0:11,225
8 204 Schmitz,Alexander	0:42,297	201 Federer,Fabian	0:12,184	234 Longhi,Riccardo	0:18,775	203 Pex,Stan	0:11,226
9 222 Paul,Maximilian	0:42,365	210 Denner,Emilien	0:12,185	204 Schmitz,Alexander	0:18,784	220 Tubben,Max	0:11,230
10 232 Luyet,Jean	0:42,365	277 Javurek,Domini	0:12,213	215 Matisic,André	0:18,799	216 Tornqvist Persson,Benjar	0:11,248
11 277 Javurek,Domini	0:42,373	209 Nomblot,Jean	0:12,214	223 Davies,Dylan	0:18,808	202 Pex,Jorrit	0:11,249
12 216 Tornqvist Persson,Benjar	0:42,404	225 Talas,Jakub	0:12,220	232 Luyet,Jean	0:18,829	207 Gustavsson,Viktor	0:11,251
13 220 Tubben,Max	0:42,424	227 Horn,Moritz	0:12,224	227 Horn,Moritz	0:18,839	277 Javurek,Domini	0:11,252
14 221 Iglesias,Jérémy	0:42,432	221 Iglesias,Jérémy	0:12,227	222 Paul,Maximilian	0:18,845	227 Horn,Moritz	0:11,263
15 227 Horn,Moritz	0:42,453	222 Paul,Maximilian	0:12,234	221 Iglesias,Jérémy	0:18,848	204 Schmitz,Alexander	0:11,268
16 215 Matisic,André	0:42,456	204 Schmitz,Alexander	0:12,235	277 Javurek,Domini	0:18,860	215 Matisic,André	0:11,274
17 225 Talas,Jakub	0:42,469	223 Davies,Dylan	0:12,239	262 Kácovský,Matej	0:18,868	225 Talas,Jakub	0:11,282
18 209 Nomblot,Jean	0:42,474	219 Sjöberg,Jesper	0:12,247	216 Tornqvist Persson,Benjar	0:18,893	262 Kácovský,Matej	0:11,282
19 223 Davies,Dylan	0:42,491	262 Kácovský,Matej	0:12,250	209 Nomblot,Jean	0:18,902	221 Iglesias,Jérémy	0:11,287
20 262 Kácovský,Matej	0:42,512	216 Tornqvist Persson,Benjar	0:12,263	225 Talas,Jakub	0:18,914	209 Nomblot,Jean	0:11,303
21 207 Gustavsson,Viktor	0:42,570	215 Matisic,André	0:12,276	213 Lundberg,Douglas	0:18,915	223 Davies,Dylan	0:11,307
22 212 Ratl,Cyrl	0:42,588	207 Gustavsson,Viktor	0:12,297	212 Ratl,Cyrl	0:18,927	213 Lundberg,Douglas	0:11,308
23 219 Sjöberg,Jesper	0:42,606	218 Johansson,Andreas	0:12,305	218 Johansson,Andreas	0:18,938	232 Luyet,Jean	0:11,314
24 218 Johansson,Andreas	0:42,715	212 Ratl,Cyrl	0:12,318	219 Sjöberg,Jesper	0:18,946	219 Sjöberg,Jesper	0:11,332
25 213 Lundberg,Douglas	0:42,746	233 Luyet,Samuel	0:12,347	207 Gustavsson,Viktor	0:19,000	218 Johansson,Andreas	0:11,357
26 233 Luyet,Samuel	0:42,854	236 Lang,Hannah	0:12,392	233 Luyet,Samuel	0:19,033	217 Karlshøj,Lasse	0:11,361
27 261 Thusty,Alex	0:43,162	261 Thusty,Alex	0:12,413	236 Lang,Hannah	0:19,060	233 Luyet,Samuel	0:11,390
28 236 Lang,Hannah	0:43,262	224 Almeida,Rodrigo	0:12,439	261 Thusty,Alex	0:19,121	261 Thusty,Alex	0:11,395
29 224 Almeida,Rodrigo	0:43,437	213 Lundberg,Douglas	0:12,523	217 Karlshøj,Lasse	0:19,196	224 Almeida,Rodrigo	0:11,602
30 217 Karlshøj,Lasse	0:43,572	217 Karlshøj,Lasse	0:12,654	224 Almeida,Rodrigo	0:19,245	236 Lang,Hannah	0:11,696






**R 18 DSKM (KZ2) Race 1**

Die schnellsten Zeiten

Ort	Nr. Fahrername	Streckentl.	Zeit	Ø Speed
Ziel	202 Pex,Jorrit	1107 m	0:36,126	110,3 km/h
Sektion 1	202 Pex,Jorrit	329 m	0:04,373	270,8 km/h
Sektion 2	210 Denner,Emilien	475 m	0:18,626	91,8 km/h
Sektion 3	235 Marseglia,Leonardo Giul	303 m	0:11,172	97,6 km/h

	Snr.210 Denner,Emilien FRA CPB SPORT			Snr.203 Pex,Stan NLD SP Motorsport			Snr.202 Pex,Jorrit NLD SP Motorsport			Snr.231 Millell,Noah SWE JP RACING			Snr.235 Marseglia,Leonardo Giuseppe ITA BIREL ART RACING KSW							
	theoretisch mögliche Bestzeit 0:41,996			theoretisch mögliche Bestzeit 0:42,150			theoretisch mögliche Bestzeit 0:34,360			theoretisch mögliche Bestzeit 0:42,114			theoretisch mögliche Bestzeit 0:41,976							
best	Ziel	Sektion 1	Sektion 2	Sektion 3	Ziel	Sektion 1	Sektion 2	Sektion 3	Ziel	Sektion 1	Sektion 2	Sektion 3	Ziel	Sektion 1	Sektion 2	Sektion 3				
Runde 1	0:42,072	0:12,185	0:18,626	0:11,185	0:46,311	0:14,710	0:19,733	0:11,868	0:42,230	0:12,161	0:18,763	0:11,226	0:42,187	0:12,178	0:18,735	0:11,201	0:42,076	0:12,142	0:18,662	0:11,172
Runde 2	0:46,384	0:14,869	0:19,610	0:11,905	0:44,071	0:12,771	0:19,658	0:11,642	0:36,126	0:04,373	0:18,738	0:11,249	0:46,273	0:14,859	0:19,705	0:11,709	0:47,267	0:14,872	0:20,487	0:11,908
Runde 3	0:43,900	0:12,695	0:19,581	0:11,624	0:43,369	0:12,553	0:19,284	0:11,532	0:43,895	0:12,705	0:19,582	0:11,608	0:44,039	0:12,942	0:19,630	0:11,467	0:43,549	0:12,664	0:19,310	0:11,575
Runde 4	0:43,354	0:12,518	0:19,197	0:11,639	0:43,045	0:12,433	0:19,157	0:11,455	0:43,413	0:12,536	0:19,283	0:11,594	0:43,465	0:12,987	0:19,082	0:11,396	0:43,690	0:12,417	0:19,799	0:11,474
Runde 5	0:42,994	0:12,688	0:18,898	0:11,408	0:42,773	0:12,433	0:19,157	0:11,455	0:42,989	0:12,425	0:19,130	0:11,434	0:42,853	0:12,489	0:18,984	0:11,430	0:42,963	0:12,491	0:19,097	0:11,375
Runde 6	0:42,617	0:12,517	0:18,829	0:11,271	0:42,757	0:12,383	0:19,025	0:11,365	0:43,018	0:12,835	0:18,924	0:11,259	0:42,840	0:12,500	0:19,041	0:11,299	0:42,651	0:12,398	0:18,865	0:11,388
Runde 7	0:42,658	0:12,310	0:18,821	0:11,527	0:42,927	0:12,312	0:18,977	0:11,468	0:42,687	0:12,227	0:18,889	0:11,571	0:42,595	0:12,427	0:18,787	0:11,381	0:42,158	0:12,222	0:18,722	0:11,214
Runde 8	0:42,365	0:12,359	0:18,801	0:11,205	0:42,286	0:12,172	0:18,888	0:11,226	0:42,694	0:12,458	0:18,943	0:11,293	0:42,752	0:12,482	0:18,927	0:11,343	0:42,282	0:12,269	0:18,662	0:11,351
Runde 9	0:42,148	0:12,216	0:18,747	0:11,185	0:42,246	0:12,171	0:18,859	0:11,323	0:42,353	0:12,171	0:18,859	0:11,323	0:42,329	0:12,359	0:18,767	0:11,203	0:42,447	0:12,378	0:18,822	0:11,247
Runde 10	0:42,114	0:12,254	0:18,668	0:11,192	0:42,246	0:12,171	0:18,839	0:11,236	0:42,224	0:12,155	0:18,763	0:11,306	0:42,265	0:12,287	0:18,735	0:11,243	0:42,401	0:12,242	0:18,780	0:11,379
Runde 11	0:42,088	0:12,207	0:18,647	0:11,234	0:42,234	0:12,193	0:18,763	0:11,278	0:42,367	0:12,247	0:18,844	0:11,276	0:42,187	0:12,203	0:18,742	0:11,242	0:43,713	0:12,482	0:19,049	0:12,182
Runde 12	0:42,205	0:12,242	0:18,712	0:11,251	0:42,370	0:12,212	0:18,834	0:11,324	0:42,271	0:12,169	0:18,749	0:11,353	0:42,327	0:12,178	0:18,830	0:11,319	0:42,550	0:12,284	0:18,843	0:11,423
Runde 13	0:42,329	0:12,299	0:18,792	0:11,238	0:42,494	0:12,251	0:18,924	0:11,319	0:42,420	0:12,239	0:18,845	0:11,336	0:42,333	0:12,293	0:18,822	0:11,218	0:42,134	0:12,204	0:18,700	0:11,230
Runde 14	0:42,073	0:12,210	0:18,626	0:11,237	0:42,230	0:12,161	0:18,804	0:11,265	0:42,316	0:12,236	0:18,818	0:11,262	0:42,327	0:12,216	0:18,853	0:11,258	0:42,271	0:12,156	0:18,741	0:11,374
Runde 15	0:42,072	0:12,185	0:18,680	0:11,207	0:42,437	0:12,234	0:18,861	0:11,342	0:42,346	0:12,359	0:18,738	0:11,249	0:42,312	0:12,309	0:18,802	0:11,201	0:42,197	0:12,205	0:18,787	0:11,205
Runde 16	0:42,161	0:12,209	0:18,721	0:11,231	0:42,333	0:12,167	0:18,813	0:11,353	0:42,346	0:12,191	0:18,841	0:11,314	0:42,343	0:12,217	0:18,830	0:11,296	0:42,076	0:12,162	0:18,722	0:11,192
Runde 17	0:42,210	0:12,253	0:18,714	0:11,243	0:42,363	0:12,227	0:18,798	0:11,338	0:42,332	0:12,230	0:18,783	0:11,319	0:42,389	0:12,268	0:18,858	0:11,263	0:42,229	0:12,239	0:18,773	0:11,217
Runde 18	0:42,328	0:12,265	0:18,812	0:11,251	0:42,486	0:12,252	0:18,897	0:11,337	0:42,665	0:12,571	0:18,798	0:11,296	0:42,608	0:12,489	0:18,843	0:11,276	0:42,266	0:12,201	0:18,761	0:11,304
Runde 19	0:42,532	0:12,230	0:19,032	0:11,270	0:42,450	0:12,228	0:18,875	0:11,347	0:42,294	0:12,242	0:18,801	0:11,251	0:42,364	0:12,272	0:18,828	0:11,264	0:42,194	0:12,265	0:18,757	0:11,172
Runde 20	0:42,367	0:12,291	0:18,844	0:11,232	0:42,352	0:12,260	0:18,839	0:11,253	0:42,488	0:12,275	0:18,914	0:11,299	0:42,505	0:12,243	0:18,974	0:11,288	0:42,157	0:12,142	0:18,812	0:11,203
Runde 21	0:42,288	0:12,231	0:18,807	0:11,250	0:42,461	0:12,224	0:18,925	0:11,312	0:42,337	0:12,178	0:18,888	0:11,271	0:42,542	0:12,292	0:19,016	0:11,234	0:42,266	0:12,208	0:18,844	0:11,214
Runde 22	0:42,301	0:12,264	0:18,780	0:11,257	0:42,439	0:12,243	0:18,847	0:11,349	0:42,373	0:12,212	0:18,849	0:11,312	0:42,294	0:12,226	0:18,811	0:11,257	0:42,200	0:12,198	0:18,764	0:11,238
Runde 23	0:42,441	0:12,282	0:18,866	0:11,293	0:42,389	0:12,260	0:18,799	0:11,330	0:42,457	0:12,270	0:18,824	0:11,363	0:42,777	0:12,336	0:18,991	0:11,450	0:42,650	0:12,199	0:18,936	0:11,515
	0:42,286	0:12,254	0:18,753	0:11,279	0:42,523	0:12,291	0:18,845	0:11,387	0:42,463	0:12,224	0:18,815	0:11,424	0:42,890	0:12,537	0:18,969	0:11,384	0:42,884	0:12,477	0:18,979	0:11,428

<p>Smr.210 Denner,Emilien FRA CPB SPORT</p> <p>theoretisch mögliche Bestzeit 0:41,996 Ziel Sektion 1 Sektion 2 Sektion 3 0:42,072 0:12,185 0:18,626 0:11,185</p>	<p>Smr.203 Pex,Stan MLD SP Motorsport</p> <p>theoretisch mögliche Bestzeit 0:42,150 Ziel Sektion 1 Sektion 2 Sektion 3 0:42,230 0:12,161 0:18,763 0:11,226</p>	<p>Smr.202 Pex,Jorrit MLD SP Motorsport</p> <p>theoretisch mögliche Bestzeit 0:34,360 Ziel Sektion 1 Sektion 2 Sektion 3 0:36,126 0:04,373 0:18,738 0:11,249</p>	<p>Smr.231 Milei,Noah SWE JP RACING</p> <p>theoretisch mögliche Bestzeit 0:42,114 Ziel Sektion 1 Sektion 2 Sektion 3 0:42,187 0:12,178 0:18,735 0:11,201</p>	<p>Smr.235 Marseglia,Leonardo Giuseppe ITA BIREL ART RACING KSW</p> <p>theoretisch mögliche Bestzeit 0:41,976 Ziel Sektion 1 Sektion 2 Sektion 3 0:42,076 0:12,142 0:18,662 0:11,172</p>
<p>best</p>				

**Round 3: 12 - 14 / 07 / 2019**

**ERFTLANDRING KERPEN**

**DEUTSCHE KART-MEISTERSCHAFT**

DMSB-RegNr:168/19




**R 18 DSKM (KZ2) Race 1**

Die schnellsten Zeiten

Ort	Nr. Fahrername	Zeit	Streckentl.	Ø Speed
Ziel	202 Pex, Jorrit	0:36,126	1107 m	110,3 km/h
Sektion 1	202 Pex, Jorrit	0:04,373	329 m	270,8 km/h
Sektion 2	210 Denner, Emilien	0:18,626	475 m	91,8 km/h
Sektion 3	235 Marsaglia, Leonardo Giul	0:11,172	303 m	97,6 km/h

	Smr.201 Federer, Fabian ITA SRP Racing Team			Smr.220 Tubben, Max MLD CRG Holland			Smr.222 Paul, Maximilian DEU DR SRL			Smr.225 Tatas, Jakob CZE JOKA RACING			Smr.277 Javurek, Dominik CZE JOKA RACING							
	theoretisch mögliche Bestzeit	Ziel	Sektion 3	theoretisch mögliche Bestzeit	Ziel	Sektion 3	theoretisch mögliche Bestzeit	Ziel	Sektion 3	theoretisch mögliche Bestzeit	Ziel	Sektion 3	theoretisch mögliche Bestzeit	Ziel	Sektion 3					
best	0:42,204	0:12,184	0:18,702	0:11,186	0:42,424	0:12,182	0:18,766	0:11,230	0:42,365	0:12,234	0:18,845	0:11,225	0:42,469	0:12,220	0:18,914	0:11,282	0:42,373	0:12,213	0:18,860	0:11,252
Runde 1	0:49,085	0:16,338	0:20,431	0:12,316	0:46,347	0:14,711	0:19,705	0:11,931	0:46,872	0:14,880	0:20,216	0:11,776	0:46,090	0:14,541	0:19,786	0:11,763	0:46,908	0:14,462	0:20,596	0:11,850
Runde 2	0:43,223	0:12,626	0:19,197	0:11,400	0:43,884	0:12,733	0:19,533	0:11,618	0:43,568	0:12,650	0:19,382	0:11,536	0:44,091	0:12,796	0:19,633	0:11,662	0:43,472	0:12,601	0:19,446	0:11,425
Runde 3	0:43,357	0:12,512	0:19,269	0:11,576	0:43,366	0:12,488	0:19,302	0:11,576	0:44,038	0:12,932	0:19,637	0:11,469	0:44,343	0:12,983	0:19,793	0:11,567	0:44,393	0:12,926	0:19,660	0:11,807
Runde 4	0:42,961	0:12,514	0:18,983	0:11,464	0:43,088	0:12,607	0:18,990	0:11,491	0:42,797	0:12,477	0:18,994	0:11,326	0:42,951	0:12,516	0:19,085	0:11,350	0:43,449	0:12,934	0:19,174	0:11,341
Runde 5	0:42,692	0:12,391	0:18,876	0:11,425	0:42,800	0:12,521	0:18,983	0:11,296	0:42,655	0:12,376	0:19,028	0:11,251	0:42,642	0:12,342	0:18,995	0:11,305	0:42,871	0:12,359	0:19,101	0:11,411
Runde 6	0:42,411	0:12,319	0:18,784	0:11,308	0:42,631	0:12,346	0:18,883	0:11,402	0:42,488	0:12,293	0:18,922	0:11,273	0:42,342	0:12,342	0:18,930	0:11,324	0:42,492	0:12,301	0:18,934	0:11,257
Runde 7	0:42,253	0:12,240	0:18,702	0:11,311	0:42,785	0:12,466	0:18,926	0:11,393	0:42,715	0:12,590	0:18,850	0:11,275	0:42,590	0:12,330	0:18,967	0:11,293	0:42,837	0:12,280	0:18,999	0:11,558
Runde 8	0:42,469	0:12,377	0:18,782	0:11,310	0:42,705	0:12,709	0:18,766	0:11,230	0:43,015	0:12,773	0:18,959	0:11,283	0:42,616	0:12,320	0:18,952	0:11,344	0:42,482	0:12,307	0:18,864	0:11,311
Runde 9	0:42,204	0:12,275	0:18,743	0:11,186	0:42,501	0:12,280	0:18,827	0:11,394	0:42,365	0:12,284	0:18,856	0:11,225	0:42,601	0:12,306	0:18,993	0:11,302	0:42,435	0:12,213	0:18,970	0:11,252
Runde 10	0:43,065	0:12,600	0:18,800	0:11,665	0:43,315	0:12,770	0:18,859	0:11,686	0:43,055	0:12,274	0:18,952	0:11,829	0:42,709	0:12,311	0:18,995	0:11,403	0:42,642	0:12,277	0:18,986	0:11,379
Runde 11	0:42,447	0:12,280	0:18,848	0:11,319	0:42,845	0:12,548	0:18,957	0:11,340	0:42,543	0:12,261	0:18,931	0:11,351	0:42,469	0:12,220	0:18,923	0:11,326	0:42,439	0:12,224	0:18,931	0:11,284
Runde 12	0:42,343	0:12,231	0:18,885	0:11,227	0:42,742	0:12,599	0:18,852	0:11,291	0:42,579	0:12,376	0:18,905	0:11,298	0:42,481	0:12,231	0:18,947	0:11,303	0:42,476	0:12,241	0:18,877	0:11,358
Runde 13	0:42,349	0:12,256	0:18,818	0:11,275	0:42,454	0:12,182	0:18,990	0:11,282	0:42,543	0:12,261	0:18,845	0:11,437	0:42,564	0:12,265	0:18,914	0:11,385	0:42,440	0:12,233	0:18,950	0:11,257
Runde 14	0:42,661	0:12,605	0:18,826	0:11,230	0:42,451	0:12,296	0:18,848	0:11,307	0:42,435	0:12,309	0:18,854	0:11,272	0:42,532	0:12,238	0:18,960	0:11,334	0:42,496	0:12,247	0:18,894	0:11,355
Runde 15	0:42,309	0:12,184	0:18,797	0:11,328	0:42,424	0:12,285	0:18,851	0:11,288	0:42,367	0:12,234	0:18,879	0:11,254	0:42,475	0:12,240	0:18,953	0:11,282	0:42,373	0:12,214	0:18,860	0:11,299
Runde 16	0:42,513	0:12,343	0:18,824	0:11,346	0:42,501	0:12,270	0:18,965	0:11,266	0:42,536	0:12,270	0:18,943	0:11,323	0:42,600	0:12,271	0:19,011	0:11,318	0:42,582	0:12,227	0:18,994	0:11,361
Runde 17	0:42,341	0:12,213	0:18,795	0:11,333	0:42,501	0:12,270	0:18,953	0:11,278	0:42,596	0:12,309	0:18,986	0:11,301	0:42,560	0:12,277	0:18,915	0:11,368	0:42,526	0:12,268	0:18,926	0:11,332
Runde 18	0:42,419	0:12,229	0:18,850	0:11,340	0:42,580	0:12,316	0:18,959	0:11,305	0:42,555	0:12,270	0:18,988	0:11,297	0:42,888	0:12,576	0:19,022	0:11,290	0:42,978	0:12,729	0:18,935	0:11,314
Runde 19	0:42,306	0:12,192	0:18,828	0:11,286	0:42,604	0:12,314	0:18,935	0:11,355	0:42,509	0:12,300	0:18,915	0:11,294	0:42,643	0:12,289	0:18,983	0:11,371	0:42,743	0:12,266	0:18,908	0:11,569
Runde 20	0:42,390	0:12,227	0:18,843	0:11,320	0:42,586	0:12,311	0:18,980	0:11,295	0:42,725	0:12,299	0:19,057	0:11,369	0:42,622	0:12,287	0:19,017	0:11,318	0:42,449	0:12,250	0:18,862	0:11,337
Runde 21	0:42,465	0:12,218	0:18,898	0:11,349	0:42,559	0:12,274	0:18,969	0:11,316	0:42,632	0:12,267	0:19,044	0:11,321	0:43,270	0:12,781	0:19,100	0:11,389	0:43,254	0:12,850	0:19,039	0:11,365
Runde 22	0:42,714	0:12,289	0:18,927	0:11,498	0:42,636	0:12,324	0:18,983	0:11,329	0:42,671	0:12,314	0:19,005	0:11,352	0:43,039	0:12,533	0:19,097	0:11,409	0:43,030	0:12,586	0:19,009	0:11,435
Runde 23	0:43,214	0:12,380	0:19,152	0:11,682	0:42,708	0:12,335	0:18,988	0:11,385	0:42,731	0:12,357	0:18,998	0:11,376	0:43,140	0:12,640	0:19,110	0:11,390	0:43,169	0:12,663	0:19,139	0:11,367

<p>Smr.201 Federer, Fabian ITA SRP Racing Team</p> <p>theoretisch mögliche Bestzeit 0:42,072 Ziel Sektion 1 Sektion 2 Sektion 3 0:42,204 0:12,184 0:18,702 0:11,186</p> <p>best</p>	<p>Smr.220 Tubben, Max MLD CRG Holland</p> <p>theoretisch mögliche Bestzeit 0:42,178 Ziel Sektion 1 Sektion 2 Sektion 3 0:42,424 0:12,182 0:18,766 0:11,230</p>	<p>Smr.222 Paul, Maximilian DEU DR SRL</p> <p>theoretisch mögliche Bestzeit 0:42,304 Ziel Sektion 1 Sektion 2 Sektion 3 0:42,365 0:12,234 0:18,845 0:11,225</p>	<p>Smr.225 Tatas, Jakub CZE JOKA RACING</p> <p>theoretisch mögliche Bestzeit 0:42,416 Ziel Sektion 1 Sektion 2 Sektion 3 0:42,469 0:12,220 0:18,914 0:11,282</p>	<p>Smr.277 Javurek, Dominik CZE JOKA RACING</p> <p>theoretisch mögliche Bestzeit 0:42,325 Ziel Sektion 1 Sektion 2 Sektion 3 0:42,373 0:12,213 0:18,860 0:11,252</p>
---	---	---	--	--

**Round 3: 12 - 14 / 07 / 2019**

**ERFTLANDRING KERPEN**

**DEUTSCHE KART-MEISTERSCHAFT**

DMSB-RegNr:168/19

**R 18 DSKM (KZ2) Race 1**

Die schnellsten Zeiten

Ort	Nr. Fahrername	Zeit	Streckenl.	Ø Speed
Ziel	202 Pex,Jorrit	0:36,126	1107 m	110,3 km/h
Sektion 1	202 Pex,Jorrit	0:04,373	329 m	270,8 km/h
Sektion 2	210 Denner,Emilien	0:18,626	475 m	91,8 km/h
Sektion 3	235 Marseglia,Leonardo Giul	0:11,172	303 m	97,6 km/h

Smr.234 Longhi,Riccardo ITA BIREL ART RACING KSW		Smr.221 Iglesias,Jérémy FRA RS Schumacher Racing Team		Smr.232 Luyet,Jeon CHE CRG Holland		Smr.204 Schmitz,Alexander DEU Renda Motorsport		Smr.223 Davies,Dylan NLD DR SRL				
theoretisch mögliche Bestzeit 0:42,142		theoretisch mögliche Bestzeit 0:42,362		theoretisch mögliche Bestzeit 0:42,326		theoretisch mögliche Bestzeit 0:42,287		theoretisch mögliche Bestzeit 0:42,354				
Ziel	Sektion 1	Sektion 2	Sektion 3	Ziel	Sektion 1	Sektion 2	Sektion 3	Ziel	Sektion 1			
best	0:42,181	0:12,150	0:18,775	0:11,217	0:42,432	0:12,227	0:18,848	0:11,287	0:42,491	0:12,239	0:18,808	0:11,307
Runde 1	0:48,366	0:15,237	0:20,835	0:12,294	0:47,417	0:14,362	0:20,697	0:12,358	0:47,511	0:14,655	0:20,543	0:12,313
Runde 2	0:44,481	0:13,599	0:19,415	0:11,467	0:44,461	0:13,371	0:19,521	0:11,569	0:44,135	0:12,918	0:19,568	0:11,649
Runde 3	0:43,412	0:12,459	0:19,341	0:11,612	0:43,610	0:12,938	0:19,124	0:11,548	0:43,728	0:12,991	0:19,271	0:11,466
Runde 4	0:43,768	0:12,522	0:19,062	0:12,184	0:43,107	0:12,398	0:19,089	0:11,620	0:43,267	0:12,415	0:19,104	0:11,748
Runde 5	0:42,994	0:12,462	0:18,945	0:11,527	0:42,846	0:12,445	0:18,994	0:11,407	0:42,633	0:12,366	0:18,955	0:11,312
Runde 6	0:42,616	0:12,302	0:18,904	0:11,410	0:42,558	0:12,341	0:18,875	0:11,342	0:42,600	0:12,360	0:18,895	0:11,345
Runde 7	0:42,400	0:12,347	0:18,834	0:11,219	0:42,513	0:12,268	0:18,940	0:11,305	0:42,821	0:12,642	0:18,844	0:11,335
Runde 8	0:42,272	0:12,230	0:18,775	0:11,267	0:42,453	0:12,263	0:18,862	0:11,328	0:42,558	0:12,366	0:18,808	0:11,384
Runde 9	0:42,181	0:12,150	0:18,814	0:11,217	0:42,459	0:12,228	0:18,879	0:11,352	0:42,497	0:12,327	0:18,834	0:11,336
Runde 10	0:42,289	0:12,187	0:18,818	0:11,284	0:42,675	0:12,285	0:18,917	0:11,473	0:42,503	0:12,263	0:18,858	0:11,382
Runde 11	0:42,299	0:12,234	0:18,846	0:11,219	0:42,457	0:12,227	0:18,943	0:11,287	0:42,491	0:12,239	0:18,945	0:11,307
Runde 12	0:42,602	0:12,221	0:18,864	0:11,517	0:42,606	0:12,266	0:18,897	0:11,443	0:42,507	0:12,258	0:18,878	0:11,371
Runde 13	0:42,389	0:12,204	0:18,901	0:11,284	0:42,432	0:12,254	0:18,848	0:11,330	0:42,515	0:12,264	0:18,854	0:11,397
Runde 14	0:42,559	0:12,263	0:18,896	0:11,400	0:42,993	0:12,638	0:18,996	0:11,359	0:42,599	0:12,270	0:18,976	0:11,353
Runde 15	0:42,463	0:12,271	0:18,877	0:11,315	0:42,697	0:12,362	0:18,961	0:11,374	0:42,911	0:12,577	0:18,956	0:11,378
Runde 16	0:42,538	0:12,305	0:18,947	0:11,286	0:42,993	0:12,643	0:18,971	0:11,379	0:43,048	0:12,462	0:19,095	0:11,491
Runde 17	0:42,446	0:12,254	0:18,907	0:11,285	0:42,469	0:12,234	0:18,868	0:11,367	0:42,867	0:12,557	0:18,949	0:11,361
Runde 18	0:42,545	0:12,230	0:18,924	0:11,391	0:42,486	0:12,267	0:18,863	0:11,356	0:42,631	0:12,293	0:18,966	0:11,372
Runde 19	0:42,470	0:12,213	0:18,898	0:11,359	0:42,586	0:12,239	0:18,935	0:11,412	0:42,604	0:12,270	0:18,951	0:11,383
Runde 20	0:43,030	0:12,657	0:19,019	0:11,354	0:42,882	0:12,423	0:19,048	0:11,411	0:42,743	0:12,300	0:19,029	0:11,414
Runde 21	0:42,905	0:12,597	0:18,928	0:11,380	0:43,203	0:12,679	0:19,188	0:11,336	0:42,899	0:12,418	0:19,020	0:11,461
Runde 22	0:42,512	0:12,276	0:18,904	0:11,332	0:42,939	0:12,383	0:19,084	0:11,472	0:42,923	0:12,390	0:19,071	0:11,462
Runde 23	0:43,058	0:12,529	0:19,112	0:11,417	0:42,855	0:12,488	0:18,926	0:11,441	0:43,234	0:12,775	0:18,993	0:11,466

<p>Smr.234 Longhi,Riccardo ITA BIREL ART RACING KSW theoretisch mögliche Bestzeit 0:42,142 Ziel Sektion 1 Sektion 2 Sektion 3 0:42,181 0:12,150 0:18,775 0:11,217</p>	<p>Smr.221 Iglesias,Jérémy FRA RS Schumacher Racing Team theoretisch mögliche Bestzeit 0:42,362 Ziel Sektion 1 Sektion 2 Sektion 3 0:42,432 0:12,227 0:18,848 0:11,287</p>	<p>Smr.232 Luyet,Jeann CHE CRG Holland theoretisch mögliche Bestzeit 0:42,326 Ziel Sektion 1 Sektion 2 Sektion 3 0:42,365 0:12,183 0:18,829 0:11,314</p>	<p>Smr.204 Schmitz,Alexander DEU Renda Motorsport theoretisch mögliche Bestzeit 0:42,287 Ziel Sektion 1 Sektion 2 Sektion 3 0:42,297 0:12,235 0:18,784 0:11,268</p>	<p>Smr.223 Davies,Dylan NLD DR SRL theoretisch mögliche Bestzeit 0:42,354 Ziel Sektion 1 Sektion 2 Sektion 3 0:42,491 0:12,239 0:18,808 0:11,307</p>
<p>best 0:42,181 0:12,150 0:18,775 0:11,217</p>				






**R 18 DSKM (KZ2) Race 1**

Die schnellsten Zeiten

Ort	Nr. Fahrername	Zeit	Streckenl.	Ø Speed
Ziel	202 Pex,Jorrit	0:36,126	1107 m	110,3 km/h
Sektion 1	202 Pex,Jorrit	0:04,373	329 m	270,8 km/h
Sektion 2	210 Denner,Emilien	0:18,626	475 m	91,8 km/h
Sektion 3	235 Marsaglia,Leonardo Giul	0:11,172	303 m	97,6 km/h

	Snr.227 Horn,Moritz DEU CPB SPORT			Snr.215 Maticic,André DEU Solgat Motorsport			Snr.262 Kácovský,Matej CZE Kart Republic CZ			Snr.209 Nombior,Jean FRA CPB SPORT			Snr.219 Sjöberg,Jesper SWE CRG Holland				
	theoretisch mögliche Bestzeit	Ziel	Sektion 3	theoretisch mögliche Bestzeit	Ziel	Sektion 3	theoretisch mögliche Bestzeit	Ziel	Sektion 3	theoretisch mögliche Bestzeit	Ziel	Sektion 3	theoretisch mögliche Bestzeit	Ziel	Sektion 3		
best	0:42,453	0:12,224	0:18,839	0:42,456	0:12,276	0:18,799	0:42,512	0:12,250	0:18,868	0:11,282	0:42,474	0:12,214	0:18,902	0:42,606	0:12,247	0:18,946	0:11,332
Runde 1	0:48,214	0:15,336	0:20,657	0:48,896	0:15,383	0:21,467	0:48,814	0:15,128	0:21,522	0:12,164	0:49,188	0:15,512	0:21,508	0:48,508	0:15,313	0:20,936	0:12,259
Runde 2	0:44,056	0:12,903	0:19,603	0:44,823	0:13,457	0:19,847	0:44,747	0:13,495	0:19,529	0:11,723	0:44,891	0:13,574	0:19,623	0:44,261	0:13,368	0:19,379	0:11,514
Runde 3	0:43,867	0:12,935	0:19,403	0:43,107	0:12,657	0:19,051	0:43,258	0:12,581	0:19,153	0:11,524	0:46,484	0:15,521	0:19,463	0:44,048	0:13,056	0:19,340	0:11,652
Runde 4	0:43,165	0:12,406	0:19,130	0:42,829	0:12,345	0:19,070	0:43,312	0:12,467	0:19,173	0:11,672	0:43,146	0:12,345	0:19,144	0:43,671	0:12,643	0:19,084	0:11,944
Runde 5	0:42,730	0:12,387	0:19,080	0:43,354	0:12,733	0:19,054	0:43,827	0:13,189	0:19,029	0:11,609	0:43,374	0:12,631	0:19,114	0:43,489	0:12,766	0:19,118	0:11,605
Runde 6	0:42,536	0:12,265	0:18,941	0:43,183	0:12,672	0:19,125	0:43,921	0:13,419	0:19,022	0:11,480	0:42,802	0:12,468	0:18,960	0:42,923	0:12,423	0:19,010	0:11,490
Runde 7	0:42,985	0:12,589	0:19,040	0:42,564	0:12,410	0:18,872	0:43,506	0:12,769	0:19,343	0:11,394	0:42,852	0:12,322	0:19,135	0:42,972	0:12,384	0:19,093	0:11,495
Runde 8	0:42,548	0:12,304	0:18,923	0:43,228	0:12,376	0:19,082	0:42,654	0:12,443	0:18,880	0:11,331	0:42,509	0:12,217	0:18,989	0:43,127	0:12,472	0:19,083	0:11,572
Runde 9	0:42,501	0:12,313	0:18,902	0:43,173	0:12,486	0:19,119	0:42,512	0:12,362	0:18,868	0:11,282	0:42,527	0:12,280	0:18,907	0:43,147	0:12,433	0:19,162	0:11,552
Runde 10	0:42,453	0:12,224	0:18,839	0:43,118	0:12,486	0:19,111	0:42,679	0:12,250	0:18,970	0:11,459	0:43,402	0:12,344	0:19,172	0:42,907	0:12,584	0:18,991	0:11,332
Runde 11	0:42,872	0:12,500	0:18,977	0:42,456	0:12,276	0:18,799	0:42,593	0:12,352	0:18,869	0:11,372	0:43,527	0:12,959	0:19,150	0:42,733	0:12,247	0:19,007	0:11,479
Runde 12	0:42,958	0:12,717	0:18,850	0:42,556	0:12,322	0:18,860	0:42,659	0:12,270	0:18,955	0:11,434	0:42,614	0:12,263	0:18,902	0:42,803	0:12,364	0:18,964	0:11,475
Runde 13	0:42,723	0:12,323	0:19,020	0:42,580	0:12,290	0:18,898	0:42,603	0:12,341	0:18,952	0:11,310	0:42,661	0:12,285	0:18,999	0:42,606	0:12,261	0:18,946	0:11,399
Runde 14	0:42,565	0:12,334	0:18,881	0:42,554	0:12,405	0:18,841	0:42,990	0:12,341	0:19,159	0:11,490	0:42,539	0:12,253	0:18,929	0:43,286	0:12,837	0:19,031	0:11,418
Runde 15	0:42,632	0:12,346	0:18,890	0:42,462	0:12,348	0:18,840	0:42,632	0:12,390	0:18,892	0:11,350	0:42,474	0:12,236	0:18,903	0:42,782	0:12,261	0:19,068	0:11,453
Runde 16	0:42,759	0:12,385	0:18,987	0:42,590	0:12,320	0:18,883	0:42,858	0:12,328	0:18,957	0:11,573	0:42,573	0:12,214	0:18,985	0:42,863	0:12,284	0:19,108	0:11,471
Runde 17	0:42,638	0:12,315	0:18,964	0:42,559	0:12,357	0:18,858	0:43,096	0:12,591	0:19,037	0:11,468	0:42,555	0:12,218	0:18,979	0:43,134	0:12,643	0:19,046	0:11,445
Runde 18	0:42,841	0:12,371	0:19,031	0:42,596	0:12,374	0:18,933	0:43,258	0:12,586	0:19,068	0:11,604	0:42,720	0:12,284	0:19,042	0:43,313	0:12,567	0:19,153	0:11,593
Runde 19	0:42,572	0:12,268	0:18,950	0:42,543	0:12,350	0:18,915	0:43,216	0:12,671	0:19,099	0:11,446	0:43,016	0:12,547	0:19,013	0:43,219	0:12,636	0:19,085	0:11,498
Runde 20	0:42,795	0:12,403	0:18,946	0:42,732	0:12,413	0:18,951	0:43,307	0:12,631	0:19,058	0:11,618	0:43,027	0:12,357	0:18,966	0:43,292	0:12,562	0:19,145	0:11,585
Runde 21	0:42,632	0:12,345	0:18,914	0:42,831	0:12,465	0:19,004	0:43,505	0:13,006	0:19,046	0:11,453	0:43,579	0:13,015	0:19,054	0:43,498	0:12,858	0:19,127	0:11,513
Runde 22	0:42,735	0:12,320	0:19,015	0:42,643	0:12,373	0:18,938	0:43,577	0:12,891	0:19,284	0:11,402	0:43,488	0:12,756	0:19,263	0:44,176	0:13,172	0:19,415	0:11,589
Runde 23	0:43,371	0:12,684	0:19,174	0:42,596	0:12,376	0:18,895	0:43,127	0:12,674	0:19,059	0:11,394	0:43,215	0:12,652	0:19,116	0:43,310	0:12,579	0:19,092	0:11,639

<p>Smr.227 Horn,Moritz DEU CPB SPORT</p> <p>theoretisch mögliche Bestzeit 0:42,326 Ziel Sektion 1 Sektion 2 Sektion 3 0:42,453 0:12,224 0:18,839 0:11,263</p>	<p>Smr.215 Maticic,André DEU Solgat Motorsport</p> <p>theoretisch mögliche Bestzeit 0:42,349 Ziel Sektion 1 Sektion 2 Sektion 3 0:42,456 0:12,276 0:18,799 0:11,274</p>	<p>Smr.262 Károvský,Matej CZE Kart Republic CZ</p> <p>theoretisch mögliche Bestzeit 0:42,400 Ziel Sektion 1 Sektion 2 Sektion 3 0:42,512 0:12,250 0:18,868 0:11,282</p>	<p>Smr.209 Nombiot,Jean FRA CPB SPORT</p> <p>theoretisch mögliche Bestzeit 0:42,419 Ziel Sektion 1 Sektion 2 Sektion 3 0:42,474 0:12,214 0:18,902 0:11,303</p>	<p>Smr.219 Sjöberg,Jesper SWE CRG Holland</p> <p>theoretisch mögliche Bestzeit 0:42,525 Ziel Sektion 1 Sektion 2 Sektion 3 0:42,606 0:12,247 0:18,946 0:11,332</p>
<p>best</p>				

**Round 3: 12 - 14 / 07 / 2019**

**ERFTLANDRING KERPEN**

**DEUTSCHE KART-MEISTERSCHAFT**

DMSB-RegNr:168/19





**R 18 DSKM (KZ2) Race 1**

Die schnellsten Zeiten

Ort	Nr. Fahrername	Zeit	Streckenl.	Ø Speed
Ziel	202 Pex,Jorrit	0:36,126	1107 m	110,3 km/h
Sektion 1	202 Pex,Jorrit	0:04,373	329 m	270,8 km/h
Sektion 2	210 Denner,Emilien	0:18,626	475 m	91,8 km/h
Sektion 3	235 Marsoglio,Leonardo Giul	0:11,172	303 m	97,6 km/h

	Snr.207 Gustavsson,Viktor SWE JP RACING			Snr.212 Ratl,Cyril CHE Kart-Club Oerflikon			Snr.216 Tornqvist Persson,Benjamin SWE CRG Holland			Snr.218 Johansson,Andreas SWE CRG Holland			Snr.261 Tlustý,Alex CZE Jiri Tlustý			
	theoretisch mögliche Bestzeit	Ziel	Sektion 3	theoretisch mögliche Bestzeit	Ziel	Sektion 3	theoretisch mögliche Bestzeit	Ziel	Sektion 3	theoretisch mögliche Bestzeit	Ziel	Sektion 3	theoretisch mögliche Bestzeit	Ziel	Sektion 3	
best	0:42,570	0:12,297	0:19,000	0:42,588	0:12,318	0:18,927	0:42,404	0:12,263	0:18,893	0:42,404	0:12,263	0:18,893	0:42,404	0:12,413	0:19,121	0:11,395
Runde 1	0:49,094	0:15,203	0:21,351	0:48,784	0:15,005	0:21,670	0:49,802	0:15,651	0:22,077	0:49,802	0:15,651	0:22,077	0:48,732	0:14,999	0:21,451	0:12,282
Runde 2	0:44,338	0:13,072	0:19,827	0:44,901	0:13,367	0:19,801	0:45,245	0:13,313	0:20,112	0:45,245	0:13,313	0:20,112	0:44,643	0:13,438	0:19,611	0:11,594
Runde 3	0:43,377	0:12,522	0:19,350	0:43,691	0:12,940	0:19,288	0:45,288	0:13,831	0:19,799	0:45,288	0:13,831	0:19,799	0:43,282	0:12,605	0:19,127	0:11,550
Runde 4	0:43,618	0:12,530	0:19,338	0:42,988	0:12,537	0:19,061	0:43,803	0:13,234	0:19,171	0:43,803	0:13,234	0:19,171	0:43,390	0:12,486	0:19,258	0:11,646
Runde 5	0:43,587	0:12,776	0:19,192	0:43,145	0:12,506	0:19,125	0:43,048	0:12,519	0:19,010	0:43,048	0:12,519	0:19,010	0:43,675	0:12,853	0:19,234	0:11,588
Runde 6	0:43,050	0:12,567	0:19,207	0:43,055	0:12,617	0:19,149	0:43,366	0:12,542	0:19,220	0:43,366	0:12,542	0:19,220	0:43,752	0:12,918	0:19,137	0:11,420
Runde 7	0:42,779	0:12,316	0:19,123	0:43,083	0:12,747	0:19,153	0:42,896	0:12,529	0:19,014	0:42,896	0:12,529	0:19,014	0:43,767	0:12,905	0:19,505	0:11,357
Runde 8	0:43,080	0:12,424	0:19,170	0:42,588	0:12,366	0:18,945	0:42,991	0:12,310	0:18,990	0:42,991	0:12,310	0:18,990	0:43,113	0:12,692	0:19,036	0:11,385
Runde 9	0:43,746	0:12,732	0:19,204	0:43,452	0:12,542	0:19,270	0:42,736	0:12,425	0:19,084	0:42,736	0:12,425	0:19,084	0:42,715	0:12,374	0:18,938	0:11,403
Runde 10	0:44,559	0:13,502	0:19,107	0:43,159	0:12,805	0:18,969	0:42,893	0:12,373	0:18,973	0:42,893	0:12,373	0:18,973	0:43,757	0:12,640	0:19,191	0:11,926
Runde 11	0:43,913	0:13,434	0:19,133	0:42,662	0:12,329	0:19,046	0:42,846	0:12,434	0:19,049	0:42,846	0:12,434	0:19,049	0:43,429	0:12,953	0:19,081	0:11,395
Runde 12	0:43,521	0:13,186	0:19,086	0:42,602	0:12,318	0:18,927	0:43,043	0:12,749	0:18,918	0:43,043	0:12,749	0:18,918	0:43,075	0:12,651	0:19,054	0:11,370
Runde 13	0:42,662	0:12,304	0:19,102	0:42,667	0:12,369	0:19,023	0:42,404	0:12,263	0:18,893	0:42,404	0:12,263	0:18,893	0:42,985	0:12,376	0:19,121	0:11,488
Runde 14	0:42,570	0:12,297	0:19,000	0:42,837	0:12,439	0:19,026	0:42,593	0:12,289	0:18,933	0:42,593	0:12,289	0:18,933	0:42,821	0:12,305	0:19,153	0:11,363
Runde 15	0:43,521	0:13,038	0:19,202	0:42,775	0:12,318	0:19,138	0:44,125	0:12,993	0:19,471	0:44,125	0:12,993	0:19,471	0:43,146	0:12,591	0:19,104	0:11,451
Runde 16	0:42,660	0:12,304	0:19,105	0:42,740	0:12,364	0:19,041	0:42,806	0:12,467	0:18,964	0:42,806	0:12,467	0:18,964	0:42,894	0:12,391	0:19,072	0:11,431
Runde 17	0:42,672	0:12,321	0:19,031	0:43,118	0:12,507	0:19,136	0:42,914	0:12,425	0:19,060	0:42,914	0:12,425	0:19,060	0:42,860	0:12,471	0:18,971	0:11,418
Runde 18	0:42,792	0:12,356	0:19,092	0:43,307	0:12,508	0:19,240	0:42,847	0:12,482	0:18,963	0:42,847	0:12,482	0:18,963	0:43,465	0:12,756	0:19,260	0:11,449
Runde 19	0:42,738	0:12,365	0:19,079	0:43,564	0:13,092	0:19,104	0:42,614	0:12,338	0:18,936	0:42,614	0:12,338	0:18,936	0:43,095	0:12,493	0:19,157	0:11,445
Runde 20	0:42,774	0:12,379	0:19,039	0:43,075	0:12,448	0:18,991	0:42,709	0:12,373	0:18,913	0:42,709	0:12,373	0:18,913	0:42,854	0:12,411	0:19,012	0:11,431
Runde 21	0:42,948	0:12,409	0:19,224	0:43,555	0:12,999	0:19,130	0:42,810	0:12,459	0:18,980	0:42,810	0:12,459	0:18,980	0:43,353	0:12,731	0:19,141	0:11,481
Runde 22	0:42,786	0:12,360	0:19,105	0:43,719	0:12,872	0:19,486	0:42,859	0:12,398	0:19,083	0:42,859	0:12,398	0:19,083	0:43,055	0:12,471	0:19,123	0:11,461
Runde 23	0:43,243	0:12,545	0:19,212	0:43,581	0:12,896	0:19,245	0:42,797	0:12,404	0:18,998	0:42,797	0:12,404	0:18,998	0:43,247	0:12,521	0:19,211	0:11,515

<p>Stnr.207 Gustavsson,Viktor SWE JP RACING</p> <p>theoretisch mögliche Bestzeit 0:42,548 Ziel Sektion 1 0:12,297 Sektion 2 0:11,251 Sektion 3 0:19,000</p> <p>best 0:42,570</p>	<p>Stnr.212 Ratl,Gyri CHE Kart-Club Oerlikon</p> <p>theoretisch mögliche Bestzeit 0:42,428 Ziel Sektion 1 0:12,318 Sektion 2 0:18,927 Sektion 3 0:11,183</p>	<p>Stnr.216 Tornqvist Persson,Benjamin SWE CRG Holland</p> <p>theoretisch mögliche Bestzeit 0:42,404 Ziel Sektion 1 0:12,263 Sektion 2 0:18,893 Sektion 3 0:11,248</p>	<p>Stnr.218 Johansson,Andreas SWE CRG Holland</p> <p>theoretisch mögliche Bestzeit 0:42,600 Ziel Sektion 1 0:12,305 Sektion 2 0:18,938 Sektion 3 0:11,357</p>	<p>Stnr.261 Tlusty,Alex CZE Jiri Tlusty</p> <p>theoretisch mögliche Bestzeit 0:42,929 Ziel Sektion 1 0:12,413 Sektion 2 0:19,121 Sektion 3 0:43,162</p>
--	--	--	---	---

**DEUTSCHE KART-MEISTERSCHAFT**

**Round 3: 12 - 14 / 07 / 2019**

**ERFTLANDRING KERPEN**

**DMSB**

DMSB-RegNr:168/19

**R 18 DS KM (KZ2) Race 1**

Die schnellsten Zeiten

Ort	Nr. Fahrername	Zeit	Streckenl.	Ø Speed
Ziel	202 Pex,Jorrit	0:36,126	1107 m	110,3 km/h
Sektion 1	202 Pex,Jorrit	0:04,373	329 m	270,8 km/h
Sektion 2	210 Denner, Emilien	0:18,626	475 m	91,8 km/h
Sektion 3	235 Marseglia, Leonardo Giul	0:11,172	303 m	97,6 km/h

Smr.236 Lang,Hannah GBR MK Racing		Smr.224 Almeida,Rodrigo MOZ DR SRL		Smr.233 Luyet,Samuel CHE CRG Holland		Smr.217 Karishøj,Lasse DNK LE Racing Eddie Le Fevre		Smr.213 Lundberg,Douglas SWE Bamberger Kart Racing								
theoretisch mögliche Bestzeit 0:43,148		theoretisch mögliche Bestzeit 0:43,286		theoretisch mögliche Bestzeit 0:42,770		theoretisch mögliche Bestzeit 0:43,211		theoretisch mögliche Bestzeit 0:42,746								
Ziel	Sektion 1	Sektion 2	Sektion 3	Ziel	Sektion 1	Sektion 2	Sektion 3	Ziel	Sektion 1	Sektion 2	Sektion 3					
best	0:43,262	0:12,392	0:19,060	0:11,696	0:43,437	0:12,439	0:19,245	0:11,602	0:42,854	0:12,347	0:19,033	0:11,390	0:42,746	0:12,523	0:18,915	0:11,308
Runde 1	0:50,348	0:15,419	0:22,530	0:12,399	0:49,765	0:15,379	0:22,201	0:12,185	0:48,204	0:15,240	0:20,792	0:12,172	0:48,309	0:15,134	0:21,304	0:11,871
Runde 2	0:45,419	0:13,548	0:19,901	0:11,970	0:45,628	0:13,347	0:20,492	0:11,789	0:44,214	0:12,871	0:19,785	0:11,558	0:44,971	0:13,577	0:19,671	0:11,723
Runde 3	0:44,483	0:13,070	0:19,717	0:11,696	0:43,858	0:12,829	0:19,334	0:11,695	0:43,644	0:12,614	0:19,512	0:11,518	0:44,119	0:13,661	0:19,051	0:11,407
Runde 4	0:44,758	0:13,574	0:19,454	0:11,730	0:43,569	0:12,574	0:19,352	0:11,643	0:43,353	0:12,494	0:19,243	0:11,616	0:43,698	0:13,216	0:19,091	0:11,391
Runde 5	0:43,969	0:12,886	0:19,232	0:11,851	0:44,037	0:13,147	0:19,245	0:11,645	0:44,167	0:12,531	0:19,292	0:12,344	0:42,746	0:12,523	0:18,915	0:11,308
Runde 6	0:43,717	0:12,456	0:19,279	0:11,982	0:43,704	0:12,731	0:19,371	0:11,602	0:43,006	0:12,408	0:19,083	0:11,515	0:42,969	0:12,636	0:18,956	0:11,377
Runde 7	0:43,644	0:12,717	0:19,191	0:11,736	0:45,506	0:13,972	0:19,763	0:11,771	0:42,965	0:12,406	0:19,169	0:11,390				
Runde 8	0:43,694	0:12,659	0:19,307	0:11,728	0:43,882	0:12,736	0:19,462	0:11,684	0:43,130	0:12,443	0:19,221	0:11,466				
Runde 9	0:44,229	0:13,110	0:19,265	0:11,854	0:43,910	0:12,809	0:19,330	0:11,771	0:43,175	0:12,453	0:19,236	0:11,486				
Runde 10	0:43,541	0:12,644	0:19,060	0:11,837	0:43,641	0:12,601	0:19,338	0:11,702	0:45,231	0:13,034	0:19,213	0:12,984				
Runde 11	0:43,553	0:12,456	0:19,231	0:11,866	0:43,555	0:12,529	0:19,303	0:11,723	0:43,286	0:12,497	0:19,249	0:11,540				
Runde 12	0:43,506	0:12,431	0:19,153	0:11,922	0:43,521	0:12,472	0:19,325	0:11,724	0:43,150	0:12,464	0:19,168	0:11,518				
Runde 13	0:43,725	0:12,496	0:19,300	0:11,929	0:43,437	0:12,439	0:19,353	0:11,645	0:43,235	0:12,589	0:19,210	0:11,436				
Runde 14	0:43,262	0:12,395	0:19,106	0:11,761	0:43,711	0:12,656	0:19,306	0:11,749	0:42,854	0:12,347	0:19,033	0:11,474				
Runde 15	0:44,096	0:12,455	0:19,540	0:12,101	0:43,823	0:12,514	0:19,468	0:11,841	0:44,619	0:13,322	0:19,674	0:11,623				
Runde 16	0:43,685	0:12,392	0:19,226	0:12,067	0:43,546	0:12,478	0:19,384	0:11,684								
Runde 17	0:45,246	0:12,581	0:20,185	0:12,480	0:43,681	0:12,574	0:19,304	0:11,803								
Runde 18	0:44,144	0:12,644	0:19,349	0:12,151	0:43,744	0:12,581	0:19,393	0:11,770								
Runde 19	0:44,930	0:12,826	0:19,917	0:12,187												
Runde 20		0:12,618	0:20,077													



**Warm Up DSKM (KZ2)**

Strecke / track: 1107m  
 started: 31 classified: 31 not classified: 0

Pos	Str. Nr.	Fahrer / Driver	Nation	Bewerber / Sponsor	Nation	Lizenz / R-Lizenz	Chassis / Motor / Reifen	Runden / Laus	Differenz	Abstand / Gap	beste Runde / best Lap	in R. / in L.	Geschw. / Speed
1	201	FEDERER, Fabian	ITA	SRP Racing Team	DEU	353643 KBF1156791	Maranello / TM / Vega	13			0:42,002	10	94,9 km/h
2	210	DENNER, Emilien	FRA	CPB SPORT	FRA	141283E1 232241	SODI / TM / Vega	12	0:00,156	0:00,156	0:42,158	12	94,5 km/h
3	203	PEX, Stan	NLD	SP Motorsport	NLD	31772 47253	Kart Republic / TM / Vega	13	0:00,233	0:00,077	0:42,235	10	94,4 km/h
4	204	SCHMITZ, Alexander	DEU	Renda Motorsport	ITA	IKA1120614 322880	Tony Kart / Vortex / Vega	12	0:00,258	0:00,025	0:42,260	11	94,3 km/h
5	234	LONGHI, Riccardo	ITA	BIREL ART RACING KSW	AUT	296344 BK102	Birel Art / TM / Vega	13	0:00,293	0:00,035	0:42,295	9	94,2 km/h
6	235	MARSEGLIA, Leonardo Gi	ITA	BIREL ART RACING KSW	AUT	336013 BK102	Birel Art / TM / Vega	13	0:00,318	0:00,025	0:42,320	11	94,2 km/h
7	221	IGLESIAS, Jérémy	FRA	RS Schumacher Racing Team	DEU	187987 KBF1067587	IPK Praga / IAME / Vega	8	0:00,322	0:00,004	0:42,324	5	94,2 km/h
8	202	PEX, Jorrit	NLD	SP Motorsport	NLD	27382 47253	Kart Republic / TM / Vega	13	0:00,325	0:00,003	0:42,327	10	94,2 km/h
9	231	MILELL, Noah	SWE	JP RACING	SWE	200007286719 105	Exprit / Vortex / Vega	12	0:00,345	0:00,020	0:42,347	11	94,1 km/h
10	223	DAVIES, Dylan	NLD	DR SRL	ITA	19701 296449	DR / Modena / Vega	13	0:00,384	0:00,039	0:42,386	10	94,0 km/h
11	222	PAUL, Maximilian	DEU	DR SRL	ITA	IKB1140086 296449	DR / Modena / Vega	11	0:00,387	0:00,003	0:42,389	8	94,0 km/h
12	213	LUNDBERG, Douglas	SWE	Bamberger Karttracing	DEU	199109174053 KBF1197896	Luxor / TM / Vega	13	0:00,393	0:00,006	0:42,395	13	94,0 km/h
13	215	MATISIC, André	DEU	Solgat Motorsport	DEU	IKB1083048 KBF1079882	Birel Art / TM / Vega	12	0:00,440	0:00,047	0:42,442	9	93,9 km/h
14	262	KÁCOVSKÝ, Matej	CZE	Kart Republic CZ	CZE	19A50692 498	Kart Republic / IAME / Vega	12	0:00,462	0:00,022	0:42,464	11	93,8 km/h
15	209	NOMBLLOT, Jean	FRA	CPB SPORT	FRA	119783 232241	SODI / TM / Vega	12	0:00,507	0:00,045	0:42,509	11	93,7 km/h
16	227	HORN, Moritz	DEU	CPB SPORT	FRA	IKB1132818 232241	SODI / TM / Vega	12	0:00,509	0:00,002	0:42,511	11	93,7 km/h
17	277	JAVUREK, Dominik	CZE	JOKA RACING	CZE	19A50193 19AT01111	Birel Art / TM / Vega	13	0:00,547	0:00,038	0:42,549	13	93,7 km/h
18	233	LUYET, Samuel	CHE	CRG Holland	NLD	505064 15521	CRG / TM / Vega	11	0:00,631	0:00,084	0:42,633	10	93,5 km/h
19	208	MROSEK, Michael	DEU	Team AK-Racing	AUT	IKC1131164 BK005	Intrepid / TM / Vega	12	0:00,644	0:00,013	0:42,646	11	93,4 km/h
20	216	TORNQVIST PERSSON, Bei	SWE	CRG Holland	NLD	199810314592 15521	CRG / TM / Vega	12	0:00,668	0:00,024	0:42,670	10	93,4 km/h
21	207	GUSTAVSSON, Viktor	SWE	JP RACING	SWE	200404010150 105	Exprit / Vortex / Vega	13	0:00,675	0:00,007	0:42,677	10	93,4 km/h
22	220	TUBBEN, Max	NLD	CRG Holland	NLD	33495 15521	CRG / TM / Vega	12	0:00,762	0:00,087	0:42,764	9	93,2 km/h
23	232	LUYET, Jean	CHE	CRG Holland	NLD	505028 15521	CRG / TM / Vega	8	0:00,781	0:00,019	0:42,783	8	93,1 km/h
24	225	TALAS, Jakub	CZE	JOKA RACING	CZE	19A50135 19AT01111	Birel Art / TM / Vega	13	0:00,807	0:00,026	0:42,809	13	93,1 km/h
25	218	JOHANSSON, Andreas	SWE	CRG Holland	NLD	199907225875 15521	CRG / TM / Vega	13	0:00,976	0:00,169	0:42,978	13	92,7 km/h
26	212	RATL, Cyril	CHE	Kart-Club Oerlikon	CHE	505053 500006	CRG / TM / Vega	9	0:00,990	0:00,014	0:42,992	8	92,7 km/h
27	217	KARLSHØJ, Lasse	DNK	LE Racing Eddie Le Fèvre	DNK	40346 39981	Kosmic / Vortex / Vega	13	0:01,054	0:00,064	0:43,056	12	92,6 km/h
28	261	TLUSTÝ, Alex	CZE	Jiri Tlustý	CZE	19A50064 19AT00151	Birel Art / TM / Vega	13	0:01,138	0:00,084	0:43,140	10	92,4 km/h
29	219	SJÖBERG, Jesper	SWE	CRG Holland	NLD	199910020057 15521	CRG / TM / Vega	12	0:01,144	0:00,006	0:43,146	7	92,4 km/h
30	224	ALMEIDA, Rodrigo	MOZ	DR SRL	ITA	010 296449	DR / Modena / Vega	12	0:01,583	0:00,439	0:43,585	10	91,4 km/h
31	236	LANG, Hannah	GBR	MK Racing	GBR	212874 273486	Tony Kart / Vortex / Vega	8	0:02,045	0:00,462	0:44,047	8	90,5 km/h


Rennleitung: Volker Ehekircher Racedirektor: Horst Seidel

Sportkommissare: Yasin Özer / Tobias Amann / Peter Brings / Florian Koziol

Techn. Kommissare: Hans-Jürgen Dangers / M. Grasshoff / C. Schmidt / J. Lawinger / D. Pietzko / H.-W. Schäfer / K.L. Ruszczyński / A. Sengpiel

Zeitnahme: KART-DATA timing service Franz Schieszler / Manuela Hintner








**DEUTSCHE KART-MEISTERSCHAFT**

**Round 3: 12 - 14 / 07 / 2019**

**ERFTLANDRING KERPEN**

**DMSB**



DMSB-RegNr.:168/19

### Warm Up DSKM (K22)

Fahrername Driver	Federer Fabian	Denner Emilien	Pex Stan	Schmitz Alexander	Longhi Riccardo	Leonardo Giuseppe	Iglesias Jérémy	Pex Jorrit	Milell Noah	Davies Dylan	Paul Maximilian	Lundberg Douglas
schnellste Runde in Runde	0:42,002 Rn. 10	0:42,158 Rn. 12	0:42,235 Rn. 10	0:42,260 Rn. 11	0:42,295 Rn. 9	0:42,320 Rn. 11	0:42,324 Rn. 5	0:42,327 Rn. 10	0:42,347 Rn. 11	0:42,386 Rn. 10	0:42,389 Rn. 8	0:42,395 Rn. 13
Speed	94,9 km/h	94,5 km/h	94,4 km/h	94,3 km/h	94,2 km/h	94,2 km/h	94,2 km/h	94,2 km/h	94,1 km/h	94,0 km/h	94,0 km/h	94,0 km/h
Lap 1	1:09,282	1:18,712	1:02,877	1:09,312	1:06,649	1:07,407	0:57,161	1:05,548	1:09,902	1:07,875	1:05,676	1:04,657
Lap 2	0:55,299	0:59,660	0:51,505	0:55,737	0:54,536	0:52,749	0:49,658	0:53,090	0:55,957	0:55,820	0:52,124	0:57,169
Lap 3	0:49,721	0:45,011	0:47,814	0:49,599	0:49,356	0:51,721	0:50,694	0:49,582	0:50,535	0:49,440	0:48,684	0:53,088
Lap 4	0:47,538	0:43,998	0:46,442	0:44,772	0:47,400	0:45,983	0:42,903	0:48,559	0:45,294	0:44,749	0:45,648	0:50,237
Lap 5	0:46,124	0:43,480	0:45,322	0:43,815	0:47,512	0:43,436	0:42,324	0:45,759	0:43,862	0:43,731	0:43,698	0:48,719
Lap 6	0:45,008	0:42,789	0:44,907	0:42,770	0:49,385	0:42,973	0:43,192	0:44,722	0:44,598	0:42,773	0:42,940	0:47,496
Lap 7	0:45,604	0:43,279	0:44,490	0:45,617	0:42,723	0:42,763	0:44,508	0:44,143	0:52,545	0:44,649	0:42,948	0:43,996
Lap 8	0:42,909	0:42,358	0:47,057	0:42,354	0:42,782	0:42,482	0:43,885	0:42,584	0:43,009	0:42,886	0:42,389	0:42,783
Lap 9	0:42,226	0:42,354	0:42,966	0:47,742	0:42,295	0:42,889		0:42,433	0:43,412	0:42,754	0:49,255	0:42,471
Lap 10	0:42,002	0:42,599	0:42,235	0:42,503	0:42,571	0:42,503		0:42,327	0:42,604	0:42,386	0:42,523	0:42,475
Lap 11	0:43,881	0:42,244	0:52,059	0:42,260	0:42,907	0:42,320		0:45,562	0:42,347	0:42,519	0:42,511	0:43,095
Lap 12	0:42,276	0:42,158	0:43,277	0:43,436	0:42,552	0:42,327		0:42,524	0:42,675	0:42,567	0:42,511	0:42,551
Lap 13	0:42,324		0:42,372		0:42,318	0:42,410		0:42,335		0:45,801		0:42,395







**DEUTSCHE KART-MEISTERSCHAFT**

**Round 3: 12 - 14 / 07 / 2019**

**ERFTLANDRING KERPEN**

**DMSB**



DMSB-RegNr.:168/19

### Warm Up DSKM (K22)

Fahrername Driver	Maticic André	Kácovský Matej	Nomblot Jean	Horn Moritz	Javurek Dominik	Luyet Samuel	Mrosek Michael	Persson Benjamin	Gustavsson Viktor	Tubben Max	Luyet Jean	Talas Jakub
schnellste Runde in Runde	0:42,442 Rn. 9	0:42,464 Rn. 11	0:42,509 Rn. 11	0:42,511 Rn. 11	0:42,549 Rn. 13	0:42,633 Rn. 10	0:42,646 Rn. 11	0:42,670 Rn. 10	0:42,677 Rn. 10	0:42,764 Rn. 9	0:42,783 Rn. 8	0:42,809 Rn. 13
Speed	93,9 km/h	93,8 km/h	93,7 km/h	93,7 km/h	93,7 km/h	93,5 km/h	93,4 km/h	93,4 km/h	93,4 km/h	93,2 km/h	93,1 km/h	93,1 km/h
Lap 1	1:14,300	1:03,395	1:10,418	1:10,737	1:10,932	1:07,005	1:12,923	1:13,801	1:06,762	1:10,248	1:09,120	1:11,346
Lap 2	0:56,681	0:51,557	0:57,888	0:55,792	0:55,746	0:57,599	0:55,591	1:00,255	0:53,186	0:52,724	0:56,322	0:52,883
Lap 3	0:50,197	0:48,379	0:52,508	0:52,091	0:47,154	0:52,948	0:52,200	0:53,302	0:49,573	0:48,013	0:52,024	0:46,474
Lap 4	0:45,856	0:45,711	0:48,337	0:49,232	0:44,412	0:50,113	0:48,540	0:47,031	0:45,840	0:46,125	0:49,015	0:46,426
Lap 5	0:43,806	0:44,828	0:45,849	0:46,790	0:45,162	0:48,970	0:50,437	0:46,225	0:43,285	0:43,338	0:46,409	0:44,003
Lap 6	0:43,431	0:43,547	0:43,406	0:44,456	0:44,743	0:44,567	0:44,059	0:44,883	0:43,475	0:43,009	0:48,497	0:43,360
Lap 7	0:43,079	0:42,996	0:43,016	0:44,279	0:44,913	0:43,336	0:43,299	0:43,076	0:43,398	0:42,909	0:43,284	0:42,922
Lap 8	0:42,837	0:42,915	0:42,599	0:42,830	0:43,119	0:43,047	0:42,689	0:43,146	0:43,488	0:42,855	0:42,783	0:42,811
Lap 9	0:42,442	0:42,851	0:43,312	0:43,168	0:43,016	0:43,062	0:43,534	0:43,482	0:42,844	0:42,764	0:43,006	0:43,006
Lap 10	0:43,098	0:42,963	0:42,767	0:42,851	0:42,882	0:42,633	0:43,654	0:42,670	0:42,677	0:45,401	0:44,113	0:43,703
Lap 11	0:43,172	0:42,464	0:42,509	0:42,511	0:43,381	0:43,548	0:42,646	0:43,165	0:42,677	0:44,809	0:42,867	0:42,867
Lap 12	0:42,600	0:42,649	0:42,748	0:42,569	0:42,721	0:42,548	0:42,704	0:42,806	0:43,023	0:42,869	0:42,809	0:42,809
Lap 13			0:42,549		0:42,549				0:43,426			0:42,809






**DEUTSCHE KART-MEISTERSCHAFT**

**Round 3: 12 - 14 / 07 / 2019**

**ERFTLANDRING KERPEN**

**DMSB**



DMSB-RegNr.:168/19

### Warm Up DSKM (K22)





Fahrername Driver	Johansson Andreas	Ratl Cyril	Karlsbøj Lasse	Tlustý Alex	Sjøberg Jesper	Almeida Rodrigo	Lang Hannah
schnellste Runde in Runde	0:42,978 Rn. 13	0:42,992 Rn. 8	0:43,056 Rn. 12	0:43,140 Rn. 10	0:43,146 Rn. 7	0:43,585 Rn. 10	0:44,047 Rn. 8
Speed	92,7 km/h	92,7 km/h	92,6 km/h	92,4 km/h	92,4 km/h	91,4 km/h	90,5 km/h
Lap 1	1:08,900	1:09,267	1:07,195	1:09,842	1:14,724	1:09,280	1:06,738
Lap 2	0:55,567	0:57,810	0:50,609	0:52,888	0:59,942	0:53,717	0:55,178
Lap 3	0:49,346	0:53,251	0:47,693	0:50,667	0:52,421	0:51,872	0:47,157
Lap 4	0:48,414	0:46,751	0:44,121	0:45,370	0:46,040	0:46,101	0:44,555
Lap 5	0:45,909	0:44,310	0:43,724	0:43,957	0:44,510	0:44,789	0:45,129
Lap 6	0:44,841	0:43,827	0:43,794	0:43,819	0:43,360	0:43,730	0:44,571
Lap 7	0:45,007	0:43,519	0:43,429	0:43,776	0:43,146	0:45,643	0:44,947
Lap 8	0:44,481	0:42,992	0:43,542	0:43,943	0:43,365	0:44,000	0:44,047
Lap 9	0:43,797	0:43,080	0:43,140	0:43,316	0:43,200	0:43,603	
Lap 10	0:43,113		0:43,205	0:43,140	0:43,215	0:43,585	
Lap 11	0:43,130		0:50,829	0:43,317	0:44,323	0:43,964	
Lap 12	0:43,247		0:43,056	0:43,838	0:43,441	0:47,367	
Lap 13	0:42,978		0:43,299	0:43,820			



DMSB-RegNr:168/19

## Warm Up DSKM (KZ2)

Ziel		Sektion 1		Sektion 2		Sektion 3	
Fahrername	Zeit	Fahrername	Zeit	Fahrername	Zeit	Fahrername	Zeit
1 201 Federer,Fabian	0:42,002	201 Federer,Fabian	0:12,134	210 Denner,Emilien	0:18,683	201 Federer,Fabian	0:11,156
2 210 Denner,Emilien	0:42,158	235 Marseglia,Leonardo Giu	0:12,145	201 Federer,Fabian	0:18,702	221 Iglesias,Jérémy	0:11,161
3 203 Pex,Stan	0:42,235	210 Denner,Emilien	0:12,162	221 Iglesias,Jérémy	0:18,722	234 Longhi,Riccardo	0:11,162
4 204 Schmitz,Alexander	0:42,260	221 Iglesias,Jérémy	0:12,162	204 Schmitz,Alexander	0:18,779	222 Paul,Maximilian	0:11,165
5 234 Longhi,Riccardo	0:42,295	203 Pex,Stan	0:12,168	213 Lundberg,Douglas	0:18,795	210 Denner,Emilien	0:11,182
6 235 Marseglia,Leonardo Giu	0:42,320	202 Pex,Jorrit	0:12,183	235 Marseglia,Leonardo Giu	0:18,812	203 Pex,Stan	0:11,202
7 221 Iglesias,Jérémy	0:42,324	234 Longhi,Riccardo	0:12,193	203 Pex,Stan	0:18,818	204 Schmitz,Alexander	0:11,206
8 202 Pex,Jorrit	0:42,327	262 Kácovský,Matej	0:12,214	234 Longhi,Riccardo	0:18,826	231 Milell,Noah	0:11,236
9 231 Milell,Noah	0:42,347	231 Milell,Noah	0:12,221	202 Pex,Jorrit	0:18,838	235 Marseglia,Leonardo Giu	0:11,242
10 223 Davies,Dylan	0:42,386	222 Paul,Maximilian	0:12,239	215 Matisic,André	0:18,846	213 Lundberg,Douglas	0:11,242
11 222 Paul,Maximilian	0:42,389	209 Nomblot,Jean	0:12,246	220 Tubben,Max	0:18,849	202 Pex,Jorrit	0:11,256
12 213 Lundberg,Douglas	0:42,395	227 Horn,Moritz	0:12,254	209 Nomblot,Jean	0:18,853	223 Davies,Dylan	0:11,259
13 215 Matisic,André	0:42,442	223 Davies,Dylan	0:12,256	223 Davies,Dylan	0:18,862	212 Ratl,Cyrl	0:11,272
14 262 Kácovský,Matej	0:42,464	208 Mrosek,Michael	0:12,266	231 Milell,Noah	0:18,890	277 Javurek,Dominik	0:11,274
15 209 Nomblot,Jean	0:42,509	204 Schmitz,Alexander	0:12,275	222 Paul,Maximilian	0:18,904	215 Matisic,André	0:11,296
16 227 Horn,Moritz	0:42,511	207 Gustavsson,Viktor	0:12,276	262 Kácovský,Matej	0:18,909	233 Luyet,Samuel	0:11,308
17 277 Javurek,Dominik	0:42,549	213 Lundberg,Douglas	0:12,280	227 Horn,Moritz	0:18,909	209 Nomblot,Jean	0:11,310
18 233 Luyet,Samuel	0:42,633	215 Matisic,André	0:12,300	216 Tornqvist Persson,Benja	0:18,922	216 Tornqvist Persson,Benja	0:11,311
19 208 Mrosek,Michael	0:42,646	216 Tornqvist Persson,Benja	0:12,303	277 Javurek,Dominik	0:18,940	207 Gustavsson,Viktor	0:11,318
20 216 Tornqvist Persson,Benja	0:42,670	233 Luyet,Samuel	0:12,316	232 Luyet,Jean	0:18,950	227 Horn,Moritz	0:11,320
21 207 Gustavsson,Viktor	0:42,677	277 Javurek,Dominik	0:12,335	208 Mrosek,Michael	0:18,956	262 Kácovský,Matej	0:11,329
22 220 Tubben,Max	0:42,764	219 Sjöberg,Jesper	0:12,343	233 Luyet,Samuel	0:19,009	225 Talas,Jakub	0:11,337
23 232 Luyet,Jean	0:42,783	232 Luyet,Jean	0:12,359	207 Gustavsson,Viktor	0:19,019	220 Tubben,Max	0:11,340
24 225 Talas,Jakub	0:42,809	220 Tubben,Max	0:12,361	225 Talas,Jakub	0:19,048	217 Karlshøj,Lasse	0:11,348
25 218 Johansson,Andreas	0:42,978	212 Ratl,Cyrl	0:12,368	218 Johansson,Andreas	0:19,078	208 Mrosek,Michael	0:11,359
26 212 Ratl,Cyrl	0:42,992	225 Talas,Jakub	0:12,372	212 Ratl,Cyrl	0:19,085	218 Johansson,Andreas	0:11,413
27 217 Karlshøj,Lasse	0:43,056	261 Tlustý,Alex	0:12,414	217 Karlshøj,Lasse	0:19,140	232 Luyet,Jean	0:11,425
28 261 Tlustý,Alex	0:43,140	218 Johansson,Andreas	0:12,444	261 Tlustý,Alex	0:19,201	261 Tlustý,Alex	0:11,461
29 219 Sjöberg,Jesper	0:43,146	224 Almeida,Rodrigo	0:12,448	219 Sjöberg,Jesper	0:19,212	219 Sjöberg,Jesper	0:11,472
30 224 Almeida,Rodrigo	0:43,585	217 Karlshøj,Lasse	0:12,476	224 Almeida,Rodrigo	0:19,252	224 Almeida,Rodrigo	0:11,616
31 236 Lang,Hannah	0:44,047	236 Lang,Hannah	0:12,584	236 Lang,Hannah	0:19,281	236 Lang,Hannah	0:11,972

**DEUTSCHE KART-MEISTERSCHAFT**

**Round 3: 12 - 14 / 07 / 2019**

**ERFTLANDRING KERPEN**

**DMSB**

DMSB-RegNr:168/19




**Warm Up DSKM (K22)**

Die schnellsten Zeiten

Ort	Nr. Fahrername	Zeit	Streckenl.	Ø Speed
Ziel	201 Federer, Fabian	0:42,002	1107 m	94,9 km/h
Sektion 1	201 Federer, Fabian	0:12,134	329 m	97,6 km/h
Sektion 2	210 Denner, Emilien	0:18,683	475 m	91,5 km/h
Sektion 3	201 Federer, Fabian	0:11,156	303 m	97,8 km/h

	Snr.201 Federer, Fabian ITA SRP Racing Team			Snr.210 Denner, Emilien FRA CPB SPORT			Snr.203 Pex, Stan NLD SP Motorsport			Snr.204 Schmitz, Alexander DEU Renda Motorsport			Snr.234 Longhi, Riccardo ITA BIRE ART RACING KSW							
	theoretisch mögliche Bestzeit	Ziel	Sektion 3	theoretisch mögliche Bestzeit	Ziel	Sektion 3	theoretisch mögliche Bestzeit	Ziel	Sektion 3	theoretisch mögliche Bestzeit	Ziel	Sektion 3	theoretisch mögliche Bestzeit	Ziel	Sektion 3					
best	0:42,002	0:12,134	0:18,702	0:11,156	0:42,158	0:12,162	0:18,683	0:11,182	0:42,235	0:12,168	0:18,818	0:11,202	0:42,260	0:12,275	0:18,779	0:11,206	0:42,295	0:12,193	0:18,826	0:11,162
Runde 1	1:09,282	0:23,749	0:28,883	0:16,650	1:18,712	0:25,515	0:32,667	0:20,530	1:02,877	0:21,686	0:27,032	0:14,159	1:09,312	0:24,418	0:28,333	0:16,561	1:06,649	0:22,651	0:27,440	0:16,558
Runde 2	0:55,299	0:17,413	0:24,132	0:13,754	0:59,660	0:22,395	0:23,821	0:13,444	0:51,505	0:15,590	0:22,892	0:13,023	0:55,737	0:17,287	0:24,173	0:14,277	0:54,536	0:16,822	0:23,775	0:13,939
Runde 3	0:49,721	0:14,753	0:21,936	0:13,032	0:45,011	0:13,239	0:19,532	0:12,240	0:47,814	0:13,735	0:21,573	0:12,506	0:49,599	0:14,397	0:21,963	0:13,239	0:49,356	0:14,374	0:21,668	0:13,314
Runde 4	0:47,538	0:14,242	0:20,933	0:12,363	0:43,998	0:12,729	0:19,119	0:12,150	0:46,442	0:13,706	0:20,496	0:12,240	0:44,772	0:13,162	0:19,353	0:12,257	0:47,400	0:14,125	0:20,735	0:12,540
Runde 5	0:46,124	0:13,267	0:20,402	0:12,455	0:43,480	0:12,616	0:19,256	0:11,608	0:45,322	0:13,208	0:20,017	0:12,097	0:43,815	0:13,067	0:19,450	0:11,298	0:47,512	0:13,345	0:21,399	0:12,768
Runde 6	0:45,008	0:13,259	0:19,540	0:12,209	0:42,789	0:12,404	0:18,881	0:11,504	0:44,907	0:12,967	0:19,822	0:12,118	0:42,770	0:12,540	0:18,983	0:11,247	0:49,385	0:17,813	0:20,085	0:11,537
Runde 7	0:45,604	0:13,729	0:20,075	0:11,800	0:43,279	0:12,882	0:18,991	0:11,406	0:44,490	0:12,971	0:19,681	0:11,838	0:45,617	0:12,683	0:21,557	0:11,377	0:42,723	0:12,439	0:19,051	0:11,233
Runde 8	0:42,909	0:12,431	0:19,087	0:11,391	0:42,358	0:12,254	0:18,821	0:11,283	0:47,057	0:14,114	0:21,357	0:11,586	0:42,354	0:12,279	0:18,782	0:11,293	0:42,782	0:12,323	0:19,029	0:11,430
Runde 9	0:42,226	0:12,209	0:18,794	0:11,223	0:42,354	0:12,162	0:18,683	0:11,509	0:42,966	0:12,493	0:19,147	0:11,326	0:42,742	0:16,671	0:19,447	0:11,624	0:42,295	0:12,307	0:18,826	0:11,162
Runde 10	0:42,002	0:12,134	0:18,712	0:11,156	0:42,599	0:12,251	0:19,073	0:11,275	0:42,235	0:12,168	0:18,865	0:11,202	0:42,503	0:12,366	0:18,920	0:11,217	0:42,571	0:12,241	0:18,940	0:11,390
Runde 11	0:43,881	0:12,791	0:19,821	0:11,269	0:42,244	0:12,218	0:18,765	0:11,261	0:52,059	0:12,541	0:27,185	0:12,333	0:42,260	0:12,275	0:18,779	0:11,206	0:42,907	0:12,305	0:18,925	0:11,677
Runde 12	0:42,276	0:12,237	0:18,702	0:11,337	0:42,158	0:12,166	0:18,810	0:11,182	0:43,277	0:12,718	0:19,271	0:11,288	0:43,436	0:12,295	0:19,740	0:11,401	0:42,552	0:12,336	0:18,933	0:11,283
Runde 13	0:42,324	0:12,331	0:18,770	0:11,223	0:42,372	0:12,336	0:18,818	0:11,218	0:42,372	0:12,336	0:18,818	0:11,218	0:42,372	0:12,336	0:18,818	0:11,218	0:42,318	0:12,193	0:18,861	0:11,264



**Round 3: 12 - 14 / 07 / 2019**

**ERFTLANDRING KERPEN**

**DEUTSCHE KART-MEISTERSCHAFT**

DMSB-RegNr:168/19






**Warm Up DSKM (KZ2)**

Die schnellsten Zeiten

Ort	Nr. Fahrername	Streckenl.	Zeit	Ø Speed
Ziel	201 Federer, Fabian	1107 m	0:42,002	94,9 km/h
Sektion 1	201 Federer, Fabian	329 m	0:12,134	97,6 km/h
Sektion 2	210 Denner, Emilien	475 m	0:18,683	91,5 km/h
Sektion 3	201 Federer, Fabian	303 m	0:11,156	97,8 km/h

	Smr.235 Marseglia, Leonardo Giuseppe ITA BIREL ART RACING KSW	Smr.221 Iglesias, Jérémy FRA RS Schumacher Racing Team	Smr.202 Pex, Jorrit NLD SP Motorsport	Smr.231 Millel, Noah SWE JP RACING	Smr.223 Davies, Dylan NLD DR SRL
	theoretisch mögliche Bestzeit 0:42,199	theoretisch mögliche Bestzeit 0:42,045	theoretisch mögliche Bestzeit 0:42,277	theoretisch mögliche Bestzeit 0:42,347	theoretisch mögliche Bestzeit 0:42,377
best	Ziel 0:42,320 0:12,145 0:18,812 0:11,242	Ziel 0:42,324 0:12,162 0:18,722 0:11,161	Ziel 0:42,327 0:12,183 0:18,838 0:11,256	Ziel 0:42,347 0:12,221 0:18,890 0:11,236	Ziel 0:42,386 0:12,256 0:18,862 0:11,259
Runde 1	1:07,407 0:22,686 0:28,463 0:16,258	0:57,161 0:19,581 0:23,660 0:13,920	1:05,548 0:23,201 0:27,184 0:15,163	1:09,902 0:23,870 0:29,076 0:16,956	1:07,875 0:23,648 0:27,585 0:16,642
Runde 2	0:52,749 0:15,944 0:22,596 0:14,209	0:49,658 0:15,564 0:21,436 0:12,658	0:53,090 0:16,074 0:23,061 0:13,955	0:55,957 0:16,618 0:24,855 0:14,484	0:55,820 0:17,105 0:24,207 0:14,508
Runde 3	0:51,721 0:16,052 0:22,722 0:12,947	0:50,694 0:14,842 0:23,184 0:12,668	0:49,582 0:14,803 0:21,712 0:13,067	0:50,535 0:14,841 0:22,728 0:12,966	0:49,440 0:14,217 0:21,943 0:13,280
Runde 4	0:45,983 0:13,257 0:20,688 0:12,038	0:42,903 0:12,511 0:19,023 0:11,369	0:48,559 0:14,704 0:20,976 0:12,879	0:45,294 0:13,432 0:19,449 0:12,413	0:44,749 0:13,291 0:19,297 0:12,161
Runde 5	0:43,436 0:12,562 0:19,247 0:11,627	0:42,324 0:12,316 0:18,847 0:11,161	0:45,759 0:13,521 0:20,051 0:12,187	0:43,862 0:12,978 0:19,375 0:11,509	0:43,731 0:12,803 0:19,503 0:11,425
Runde 6	0:42,973 0:12,501 0:19,061 0:11,411	0:43,192 0:12,329 0:19,625 0:11,238	0:44,722 0:13,229 0:19,578 0:11,915	0:44,598 0:12,484 0:19,836 0:12,278	0:42,773 0:12,422 0:18,936 0:11,415
Runde 7	0:42,763 0:12,431 0:19,027 0:11,305	0:44,508 0:12,162 0:18,722 0:13,624	0:44,143 0:12,819 0:19,783 0:11,541	0:52,545 0:19,404 0:21,560 0:11,581	0:44,649 0:12,467 0:20,506 0:11,676
Runde 8	0:42,482 0:12,274 0:18,966 0:11,242	0:43,885 0:13,171 0:19,478 0:11,236	0:42,584 0:12,956 0:18,897 0:11,331	0:43,009 0:12,556 0:19,064 0:11,389	0:42,886 0:12,336 0:18,882 0:11,668
Runde 9	0:42,889 0:12,204 0:19,253 0:11,432		0:42,433 0:12,230 0:18,947 0:11,256	0:43,412 0:12,259 0:19,055 0:12,098	0:42,754 0:12,469 0:18,936 0:11,349
Runde 10	0:42,503 0:12,288 0:18,928 0:11,287		0:42,327 0:12,187 0:18,838 0:11,302	0:42,604 0:12,302 0:19,031 0:11,271	0:42,386 0:12,256 0:18,871 0:11,259
Runde 11	0:42,320 0:12,240 0:18,812 0:11,268		0:45,562 0:12,448 0:21,260 0:11,854	0:42,347 0:12,221 0:18,890 0:11,236	0:42,519 0:12,308 0:18,897 0:11,314
Runde 12	0:42,327 0:12,192 0:18,874 0:11,261		0:42,524 0:12,272 0:18,994 0:11,258	0:42,675 0:12,233 0:19,025 0:11,417	0:42,567 0:12,277 0:18,862 0:11,428
Runde 13	0:42,410 0:12,145 0:18,852 0:11,413		0:42,335 0:12,183 0:18,894 0:11,258		0:45,801 0:13,263 0:20,124 0:12,414





**DEUTSCHE KART-MEISTERSCHAFT**

**Round 3: 12 - 14 / 07 / 2019**

**ERFTLANDRING KERPEN**





DMSB-RegNr:168/19

**Warm Up DSKM (K22)**

Die schnellsten Zeiten

Ort	Nr. Fahrername	Zeit	Streckenl.	Ø Speed
Ziel	201 Federer, Fabian	0:42,002	1107 m	94,9 km/h
Sektion 1	201 Federer, Fabian	0:12,134	329 m	97,6 km/h
Sektion 2	210 Denner, Emilien	0:18,683	475 m	91,5 km/h
Sektion 3	201 Federer, Fabian	0:11,156	303 m	97,8 km/h

	Smr.222 Paul, Maximilian DEU DR SRL			Smr.213 Lundberg, Douglas SWE Bamberger Karttracing			Smr.215 Matisc, André DEU Solgat Motorsport			Smr.262 Kátrovsky, Marej CZE Kart Republic CZ			Smr.209 Nombiot, Jean FRA CPB SPORT		
	theoretisch mögliche Bestzeit	Sektion 2	Sektion 3	theoretisch mögliche Bestzeit	Sektion 1	Sektion 2	Sektion 3	theoretisch mögliche Bestzeit	Sektion 1	Sektion 2	Sektion 3	theoretisch mögliche Bestzeit	Sektion 1	Sektion 2	Sektion 3
best	0:42,389	0:12,239	0:11,165	0:42,395	0:12,280	0:18,795	0:11,242	0:42,442	0:12,300	0:18,846	0:11,296	0:42,464	0:12,214	0:18,909	0:11,329
Runde 1	1:05,676	0:23,681	0:17,054	1:04,657	0:22,396	0:26,907	0:15,354	1:14,300	0:25,749	0:31,490	0:17,061	1:03,395	0:22,972	0:25,382	0:15,041
Runde 2	0:52,124	0:16,333	0:13,609	0:57,169	0:17,043	0:25,439	0:14,687	0:56,681	0:17,137	0:25,749	0:13,795	0:51,557	0:16,273	0:22,176	0:13,108
Runde 3	0:48,684	0:14,323	0:13,088	0:53,088	0:15,809	0:23,166	0:14,113	0:50,197	0:15,333	0:22,381	0:12,483	0:48,379	0:14,121	0:21,165	0:13,093
Runde 4	0:45,648	0:13,509	0:12,154	0:50,237	0:15,218	0:21,337	0:13,182	0:45,856	0:13,247	0:20,394	0:12,215	0:45,711	0:13,862	0:19,783	0:12,066
Runde 5	0:43,698	0:12,773	0:11,522	0:48,719	0:15,527	0:20,918	0:12,274	0:43,806	0:12,699	0:19,215	0:11,892	0:44,828	0:12,889	0:19,738	0:12,201
Runde 6	0:42,940	0:12,485	0:11,364	0:47,496	0:13,935	0:20,880	0:12,681	0:43,431	0:12,834	0:19,104	0:11,493	0:43,547	0:12,601	0:19,412	0:11,534
Runde 7	0:42,948	0:12,491	0:11,337	0:43,996	0:13,381	0:19,134	0:11,481	0:43,079	0:12,446	0:19,222	0:11,411	0:42,996	0:12,486	0:19,140	0:11,370
Runde 8	0:42,389	0:12,312	0:11,165	0:42,783	0:12,507	0:18,990	0:11,286	0:42,837	0:12,548	0:18,968	0:11,321	0:42,915	0:12,332	0:19,204	0:11,379
Runde 9	0:49,255	0:12,582	0:11,881	0:42,471	0:12,357	0:18,858	0:11,256	0:42,442	0:12,300	0:18,846	0:11,296	0:42,851	0:12,435	0:18,987	0:11,429
Runde 10	0:42,523	0:12,435	0:11,184	0:42,475	0:12,303	0:18,795	0:11,377	0:43,098	0:12,452	0:19,228	0:11,418	0:42,963	0:12,355	0:19,181	0:11,427
Runde 11	0:42,511	0:12,239	0:11,317	0:43,095	0:12,552	0:19,066	0:11,477	0:43,172	0:12,449	0:19,134	0:11,589	0:42,464	0:12,214	0:18,909	0:11,341
Runde 12	0:12,403	0:19,091		0:42,551	0:12,452	0:18,857	0:11,242	0:42,600	0:12,433	0:18,851	0:11,316	0:42,649	0:12,243	0:19,077	0:11,329
Runde 13				0:42,395	0:12,280	0:18,821	0:11,294		0:12,361	0:18,860					

**DEUTSCHE KART-MEISTERSCHAFT**

**Round 3: 12 - 14 / 07 / 2019**

**ERFTLANDRING KERPEN**

**DMSB**




DMSB-RegNr:168/19

**Warm Up DSKM (K22)**

Die schnellsten Zeiten


Ort	Nr. Fahrername	Zeit	Streckentl.	Ø Speed
Ziel	201 Federer, Fabian	0:42,002	1107 m	94,9 km/h
Sektion 1	201 Federer, Fabian	0:12,134	329 m	97,6 km/h
Sektion 2	210 Denner, Emilien	0:18,683	475 m	91,5 km/h
Sektion 3	201 Federer, Fabian	0:11,156	303 m	97,8 km/h

	Snr.227 Horn,Moritz DEU CPB SPORT		Snr.277 Javrek,Dominik CZE JOKA RACING		Snr.233 Luyet,Samuel CHE CRG Holland		Snr.208 Mrosek,Michael DEU Team AK-Racing		Snr.216 Tornqvist Persson,Benjamin SWE CRG Holland							
	theoretisch mögliche Bestzeit	Ziel	theoretisch mögliche Bestzeit	Ziel	theoretisch mögliche Bestzeit	Ziel	theoretisch mögliche Bestzeit	Ziel	theoretisch mögliche Bestzeit	Ziel						
best	0:42,511	0:12,254	0:18,909	0:11,320	0:42,549	0:12,335	0:18,940	0:11,274	0:42,549	0:12,320	0:11,320	0:42,511	0:12,254	0:18,909	0:11,320	
Runde 1	1:10,737	0:24,332	0:28,984	0:17,421	1:10,932	0:26,177	0:28,774	0:15,981	1:12,923	0:24,837	0:31,106	0:16,980	1:13,801	0:26,746	0:30,349	0:16,706
Runde 2	0:55,792	0:16,748	0:24,379	0:14,665	0:55,746	0:17,249	0:23,701	0:14,796	0:55,591	0:16,619	0:25,058	0:13,914	1:00,255	0:19,264	0:26,377	0:14,614
Runde 3	0:52,091	0:15,684	0:22,814	0:13,593	0:47,154	0:14,820	0:20,256	0:12,078	0:52,200	0:15,174	0:23,490	0:13,536	0:53,302	0:16,881	0:22,815	0:13,606
Runde 4	0:49,232	0:15,118	0:21,165	0:12,949	0:44,412	0:12,818	0:19,773	0:11,821	0:48,540	0:15,376	0:20,753	0:12,411	0:47,031	0:13,818	0:20,897	0:12,316
Runde 5	0:46,790	0:13,890	0:20,478	0:12,422	0:45,162	0:13,240	0:19,742	0:12,180	0:50,437	0:15,007	0:22,392	0:13,038	0:46,225	0:14,032	0:20,339	0:11,854
Runde 6	0:44,456	0:12,972	0:19,591	0:11,893	0:44,743	0:13,195	0:19,580	0:11,968	0:44,059	0:12,924	0:19,513	0:11,622	0:44,883	0:13,136	0:20,034	0:11,713
Runde 7	0:44,279	0:13,598	0:19,251	0:11,430	0:44,913	0:12,878	0:20,096	0:11,939	0:43,299	0:12,705	0:19,143	0:11,451	0:43,076	0:12,597	0:19,115	0:11,364
Runde 8	0:42,830	0:12,430	0:19,048	0:11,352	0:43,119	0:12,535	0:19,174	0:11,410	0:42,689	0:12,308	0:18,957	0:11,424	0:43,146	0:12,724	0:19,111	0:11,311
Runde 9	0:43,168	0:12,264	0:18,909	0:11,995	0:43,016	0:12,557	0:19,074	0:11,385	0:43,534	0:12,283	0:19,035	0:12,216	0:43,482	0:12,354	0:19,735	0:11,393
Runde 10	0:42,851	0:12,530	0:18,964	0:11,357	0:42,882	0:12,414	0:19,076	0:11,392	0:43,654	0:13,117	0:19,073	0:11,464	0:42,670	0:12,316	0:18,922	0:11,432
Runde 11	0:42,511	0:12,254	0:18,913	0:11,344	0:43,381	0:12,666	0:19,108	0:11,607	0:42,646	0:12,331	0:18,956	0:11,359	0:43,165	0:12,303	0:19,310	0:11,552
Runde 12	0:42,569	0:12,340	0:18,909	0:11,320	0:42,721	0:12,335	0:19,080	0:11,306	0:42,704	0:12,266	0:19,007	0:11,431	0:42,806	0:12,369	0:19,070	0:11,367
Runde 13					0:42,549	0:12,335	0:18,940	0:11,274								

**Round 3: 12 - 14 / 07 / 2019**

**ERFTLANDRING KERPEN**



**DEUTSCHE KART-MEISTERSCHAFT**





**DMSB-RegNr:168/19**

**Warm Up DSKM (K22)**

Die schnellsten Zeiten

Ort	Nr. Fahrername	Zeit	Streckl.	Ø Speed
Ziel	201 Federer, Fabian	0:42,002	1107 m	94,9 km/h
Sektion 1	201 Federer, Fabian	0:12,134	329 m	97,6 km/h
Sektion 2	210 Denner, Emilien	0:18,683	475 m	91,5 km/h
Sektion 3	201 Federer, Fabian	0:11,156	303 m	97,8 km/h



	Snr.207 Gustavsson, Viktor SWE JP RACING			Snr.220 Tubben, Max MLD CRG Holland			Snr.232 Luyet, Jeon CHE CRG Holland			Snr.225 Tatas, Jakub CZE JOKA RACING			Snr.218 Johansson, Andreas SWE CRG Holland						
	theoretisch mögliche Bestzeit	Sektion 2	Sektion 3	theoretisch mögliche Bestzeit	Sektion 1	Sektion 2	Sektion 3	theoretisch mögliche Bestzeit	Sektion 1	Sektion 2	Sektion 3	theoretisch mögliche Bestzeit	Sektion 1	Sektion 2	Sektion 3				
best	0:42,677	0:12,276	0:11,318	0:42,764	0:12,361	0:18,849	0:11,340	0:42,783	0:12,359	0:18,950	0:11,425	0:42,809	0:12,372	0:19,048	0:11,337	0:42,978	0:12,444	0:19,078	0:11,413
Runde 1	1:06,762	0:22,626	0:16,237	1:10,248	0:26,781	0:27,758	0:15,709	1:09,120	0:24,816	0:28,152	0:16,152	1:11,346	0:26,882	0:28,512	0:15,952	1:08,900	0:23,802	0:28,656	0:16,442
Runde 2	0:53,186	0:15,447	0:14,094	0:52,724	0:14,929	0:23,277	0:14,518	0:56,322	0:17,254	0:24,170	0:14,898	0:52,883	0:16,030	0:22,528	0:14,325	0:55,567	0:17,622	0:23,868	0:14,077
Runde 3	0:49,573	0:14,130	0:22,442	0:48,013	0:13,752	0:21,224	0:13,037	0:52,024	0:15,819	0:22,725	0:13,480	0:46,474	0:13,568	0:20,191	0:12,715	0:49,346	0:14,650	0:21,752	0:12,944
Runde 4	0:45,840	0:13,304	0:19,612	0:46,125	0:13,374	0:20,929	0:11,822	0:49,015	0:14,499	0:21,790	0:12,726	0:46,426	0:13,386	0:20,754	0:12,286	0:48,414	0:14,566	0:21,260	0:12,588
Runde 5	0:43,285	0:12,668	0:19,240	0:43,338	0:12,650	0:19,198	0:11,490	0:46,409	0:13,880	0:20,587	0:11,942	0:44,003	0:12,717	0:19,710	0:11,576	0:45,909	0:13,804	0:19,891	0:12,214
Runde 6	0:43,475	0:12,630	0:19,308	0:43,009	0:12,435	0:18,979	0:11,595	0:48,497	0:16,282	0:20,396	0:11,819	0:43,360	0:12,573	0:19,244	0:11,543	0:44,841	0:13,387	0:19,701	0:11,753
Runde 7	0:43,398	0:12,627	0:19,264	0:42,909	0:12,539	0:19,004	0:11,366	0:43,284	0:12,571	0:19,288	0:11,425	0:42,922	0:12,404	0:19,147	0:11,371	0:45,007	0:12,727	0:20,281	0:11,999
Runde 8	0:43,488	0:12,345	0:11,507	0:42,855	0:12,361	0:18,989	0:11,505	0:42,783	0:12,359	0:18,950	0:11,474	0:42,811	0:12,372	0:19,097	0:11,342	0:44,481	0:12,573	0:20,379	0:11,529
Runde 9	0:42,844	0:12,276	0:19,019	0:42,764	0:12,502	0:18,895	0:11,367	0:43,284	0:12,571	0:19,288	0:11,474	0:43,006	0:12,401	0:19,167	0:11,438	0:43,797	0:12,584	0:19,601	0:11,612
Runde 10	0:42,677	0:12,318	0:19,041	0:45,401	0:12,381	0:18,983	0:14,037	0:44,113	0:12,441	0:19,419	0:12,253	0:44,113	0:12,441	0:19,419	0:12,253	0:43,113	0:12,449	0:19,179	0:11,485
Runde 11	0:42,677	0:12,294	0:19,061	0:44,809	0:14,243	0:19,226	0:11,340	0:43,703	0:12,992	0:19,374	0:11,337	0:43,703	0:12,992	0:19,374	0:11,337	0:43,130	0:12,467	0:19,162	0:11,501
Runde 12	0:43,023	0:12,347	0:19,042	0:42,869	0:12,529	0:18,849	0:11,491	0:42,867	0:12,455	0:19,048	0:11,364	0:42,867	0:12,455	0:19,048	0:11,364	0:43,247	0:12,748	0:19,078	0:11,421
Runde 13	0:43,426	0:12,687	0:19,073	0:42,859	0:12,859	0:19,024	0:11,666	0:42,809	0:12,373	0:19,061	0:11,375	0:42,809	0:12,373	0:19,061	0:11,375	0:42,978	0:12,444	0:19,121	0:11,413

**DEUTSCHE KART-MEISTERSCHAFT**

**Round 3: 12 - 14 / 07 / 2019**

**ERFTLANDRING KERPEN**

DMSB-RegNr:168/19



**Warm Up DSKM (KZ2)**

Die schnellsten Zeiten


Ort	Nr. Fahrername	Zeit	Streckentl.	Ø Speed
Ziel	201 Federer, Fabian	0:42,002	1107 m	94,9 km/h
Sektion 1	201 Federer, Fabian	0:12,134	329 m	97,6 km/h
Sektion 2	210 Denner, Emilien	0:18,683	475 m	91,5 km/h
Sektion 3	201 Federer, Fabian	0:11,156	303 m	97,8 km/h

	Snr.212 Rati,Cyril CHE Kart-Club Oertikon			Snr.217 Karishøj,Lasse DNK LE Racing Eddie Le Fèvre			Snr.261 Tlustý,Alex CZE Jiri Tlustý			Snr.219 Sjöberg,Jesper SWE CRG Holland			Snr.224 Almeida,Rodrigo MOZ DR SRL								
	theoretisch mögliche Bestzeit	Ziel	Bestzeit	theoretisch mögliche Bestzeit	Ziel	Bestzeit	theoretisch mögliche Bestzeit	Ziel	Bestzeit	theoretisch mögliche Bestzeit	Ziel	Bestzeit	theoretisch mögliche Bestzeit	Ziel	Bestzeit						
best	0:42,992	0:12,368	0:19,085	0:11,272	0:42,992	0:12,368	0:19,085	0:11,272	0:43,056	0:12,476	0:19,140	0:11,348	0:43,140	0:12,414	0:19,201	0:11,461	0:43,140	0:12,414	0:19,201	0:11,461	
Runde 1	0:09,267	0:24,204	0:28,813	0:16,250	1:07,195	0:24,409	0:27,769	0:15,017	1:09,842	0:23,771	0:29,860	0:16,211	1:14,724	0:26,769	0:30,396	0:17,559	1:09,280	0:24,708	0:28,470	0:16,102	
Runde 2	0:57,810	0:18,084	0:25,364	0:14,362	0:50,609	0:14,716	0:22,904	0:12,989	0:52,888	0:15,716	0:23,756	0:13,416	0:59,942	0:18,825	0:26,577	0:14,540	0:53,717	0:16,788	0:22,869	0:14,060	
Runde 3	0:53,251	0:15,381	0:24,196	0:13,674	0:47,693	0:13,645	0:21,637	0:12,411	0:50,667	0:15,321	0:22,205	0:13,141	0:52,421	0:17,318	0:22,077	0:13,026	0:51,872	0:15,422	0:23,553	0:12,897	
Runde 4	0:46,751	0:13,622	0:21,176	0:11,953	0:44,121	0:12,904	0:19,631	0:11,586	0:45,370	0:13,000	0:20,272	0:12,098	0:46,040	0:13,719	0:19,944	0:12,377	0:46,101	0:13,706	0:20,263	0:12,132	
Runde 5	0:44,310	0:12,759	0:19,628	0:11,923	0:43,724	0:12,715	0:19,361	0:11,648	0:43,957	0:12,779	0:19,546	0:11,632	0:44,510	0:13,328	0:19,464	0:11,718	0:44,789	0:13,456	0:19,717	0:11,616	
Runde 6	0:43,827	0:12,741	0:19,492	0:11,594	0:43,794	0:12,770	0:19,523	0:11,501	0:43,819	0:12,719	0:19,414	0:11,686	0:43,360	0:12,487	0:19,292	0:11,581	0:43,730	0:12,527	0:19,533	0:11,670	
Runde 7	0:43,519	0:12,919	0:19,128	0:11,472	0:43,429	0:12,674	0:19,373	0:11,382	0:43,776	0:12,687	0:19,422	0:11,667	0:43,146	0:12,343	0:19,212	0:11,591	0:45,643	0:12,859	0:20,803	0:11,981	
Runde 8	0:42,992	0:12,507	0:19,213	0:11,272	0:43,542	0:12,526	0:19,616	0:11,400	0:43,943	0:12,710	0:19,732	0:11,501	0:43,365	0:12,478	0:19,415	0:11,472	0:44,000	0:12,592	0:19,533	0:11,875	
Runde 9	0:43,080	0:12,368	0:19,085	0:11,627	0:43,140	0:12,572	0:19,220	0:11,348	0:43,316	0:12,530	0:19,239	0:11,547	0:43,200	0:12,454	0:19,267	0:11,479	0:43,603	0:12,730	0:19,252	0:11,621	
Runde 10					0:43,205	0:12,583	0:19,193	0:11,429	0:43,140	0:12,414	0:19,227	0:11,499	0:43,215	0:12,378	0:19,317	0:11,520	0:43,585	0:12,448	0:19,424	0:11,713	
Runde 11					0:50,829	0:17,813	0:21,550	0:11,466	0:43,317	0:12,655	0:19,201	0:11,461	0:44,323	0:12,408	0:19,975	0:11,940	0:43,964	0:12,619	0:19,554	0:11,791	
Runde 12					0:43,056	0:12,476	0:19,157	0:11,423	0:43,838	0:12,495	0:19,416	0:11,927	0:43,441	0:12,492	0:19,377	0:11,572	0:47,367	0:12,465	0:22,810	0:12,092	
Runde 13					0:43,299	0:12,546	0:19,140	0:11,613	0:43,820	0:12,621	0:19,448	0:11,751	0:43,053	0:19,760							







**DEUTSCHE KART-MEISTERSCHAFT**

**Round 3: 12 - 14 / 07 / 2019**

**ERFTLANDRING KERPEN**

DMSB-RegNr:168/19

**Warm Up DSKM (KZ2)**

Die schnellsten Zeiten

Ort	Nr. Fahrername	Zeit	Streckenl.	Ø Speed
Ziel	201 Federer, Fabian	0:42,002	1107 m	94,9 km/h
Sektion 1	201 Federer, Fabian	0:12,134	329 m	97,6 km/h
Sektion 2	210 Denner, Emilien	0:18,683	475 m	91,5 km/h
Sektion 3	201 Federer, Fabian	0:11,156	303 m	97,8 km/h

Smr.236 Lang, Hannah

GBR

MK Racing

theoretisch mögliche Bestzeit 0:43,837

	Ziel	Sektion 1	Sektion 2	Sektion 3
best	0:44,047	0:12,584	0:19,281	0:11,972
Runde 1	1:06,738	0:23,287	0:27,558	0:15,893
Runde 2	0:55,178	0:17,566	0:24,351	0:13,261
Runde 3	0:47,157	0:14,706	0:20,305	0:12,146
Runde 4	0:44,555	0:12,764	0:19,766	0:12,025
Runde 5	0:45,129	0:13,091	0:19,775	0:12,263
Runde 6	0:44,571	0:12,857	0:19,742	0:11,972
Runde 7	0:44,947	0:12,734	0:20,114	0:12,099
Runde 8	0:44,047	0:12,584	0:19,281	0:12,182
Runde 9		0:12,979	0:25,845	

	Ziel	Sektion 1	Sektion 2	Sektion 3	Ziel	Sektion 1	Sektion 2	Sektion 3	Ziel	Sektion 1	Sektion 2	Sektion 3

**Ranking Qualifying Heats DSKM (KZ2)**

Strecke / track: 1107m  
fastest Race Lap from Stan Pex in Heat 2 / Lap 11 in 0:42,160

Pos	Str. Nr.	Fahrer / Driver	Nation	Bewerber / Sponsor	Nation	Lizenz R-Lizenz	Chassis / Motor / Reifen	Punkte Points	Quali POS	Lauf Heat	Pos	Punkte Points	Nr. Ln	Zeit Time	schnellste Runde fastest Lap	in Runde in Lap
1	203	PEX, Stan	NLD	SP Motorsport	NLD	31772 47253	Kart Republic / TM / Vega	0	3	1	1	0	14	13:06,207	0:53,630	14
										2	1	0	14	10:27,526	0:42,160	11
						27382				1	2	2	14	13:06,749	0:53,897	14
2	202	PEX, Jorrit	NLD	SP Motorsport	NLD	47253	Kart Republic / TM / Vega	2	2	3	1	0	14	13:15,716	0:56,114	12
3	201	FEDERER, Fabian	ITA	SRP Racing Team	DEU	353643 KBF1156791	Maranello / TM / Vega	4	1	2	2	2	14	10:27,921	0:42,189	8
										3	2	2	14	13:21,505	0:56,489	5
4	210	DENNER, Emilien	FRA	CPB SPORT	FRA	141283E1 232241	SODI / TM / Vega	6	4	2	3	3	14	10:28,118	0:42,238	11
										3	3	3	14	13:22,390	0:56,058	5
						200007286719				2	4	4	14	10:29,335	0:42,367	9
5	231	MILELL, Noah	SWE	JP RACING	SWE	105	Exprit / Vortex / Vega	9	13	3	5	5	14	13:26,121	0:56,575	5
6	220	TUBBEN, Max	NLD	CRG Holland	NLD	33495 15521	CRG / TM / Vega	11	19	2	7	7	14	10:34,361	0:42,680	11
										3	4	4	14	13:23,220	0:56,155	2
7	222	PAUL, Maximilian	DEU	DR SRL	ITA	IKB1140086 296449	DR / Modena / Vega	12	12	1	7	7	14	13:13,679	0:54,083	12
										2	5	5	14	10:31,553	0:42,608	11
8	217	KARLSHØJ, Lasse	DNK	LE Racing Eddie Le Fèvre	DNK	40346 39981	Kosmic / Vortex / Vega	15	26	1	9	9	14	13:20,430	0:52,967	14
										3	6	6	14	13:26,944	0:56,743	3
9	235	MARSEGLIA, Leonardo Giuseppe	ITA	BIREL ART RACING KSW	AUT	336013 BK102	Birel Art / TM / Vega	16	5	1	5	5	14	13:11,894	0:54,118	14
										3	11	11	14	13:35,438	0:57,169	5
10	225	TALAS, Jakub	CZE	JOKA RACING	CZE	19AS0135 19A01111	Birel Art / TM / Vega	17	15	1	11	11	14	13:23,080	0:53,905	14
										2	6	6	14	10:31,714	0:42,515	9
11	277	JAVUREK, Dominik	CZE	JOKA RACING	CZE	19AS0193 19A01111	Birel Art / TM / Vega	17	20	1	10	10	14	13:21,435	0:54,888	12
										3	7	7	14	13:28,480	0:56,804	8
12	227	HORN, Moritz	DEU	CPB SPORT	FRA	IKB1132818 232241	SODI / TM / Vega	19	11	1	6	6	14	13:12,908	0:53,808	14
										3	13	13	14	13:51,536	0:57,356	9
13	219	SJÖBERG, Jesper	SWE	CRG Holland	NLD	199910020057 15521	CRG / TM / Vega	20	25	2	8	8	14	10:36,303	0:43,008	7
										3	12	12	14	13:50,916	0:57,223	10
14	221	IGLESIAS, Jérémy	FRA	RS Schumacher Racing Team	DEU	187987 KBF1067587	IPK Praga / IAME / Vega	21	6	1	3	3	14	13:07,109	0:53,530	14
										2	18	18	-	0:03,187	-	-
15	207	GUSTAVSSON, Viktor	SWE	JP RACING	SWE	200404010150 105	Exprit / Vortex / Vega	22	22	2	13	13	14	10:42,516	0:42,749	14
										3	9	9	14	13:34,215	0:56,876	10
16	233	LUYET, Samuel	CHE	CRG Holland	NLD	505064 15521	CRG / TM / Vega	22	24	1	12	12	14	13:25,466	0:54,814	14
										2	10	10	14	10:41,052	0:42,929	7
17	232	LUYET, Jean	CHE	CRG Holland	NLD	505028 15521	CRG / TM / Vega	23	9	1	4	4	14	13:10,101	0:54,119	14
										2	19	19	-	0:03,497	-	-
18	208	MROSEK, Michael	DEU	Team AK-Racing	AUT	IKC1131164 BK005	Intrepid / TM / Vega	24	23	1	14	14	14	13:43,294	0:53,852	14
										3	10	10	14	13:35,422	0:56,932	6
19	234	LONGHI, Riccardo	ITA	BIREL ART RACING KSW	AUT	296344 BK102	Birel Art / TM / Vega	26	8	1	8	8	14	13:14,708	0:53,560	14
										3	18	18	14	13:58,207	0:56,886	5
20	223	DAVIES, Dylan	NLD	DR SRL	ITA	19701 296449	DR / Modena / Vega	26	17	1	18	18	9	8:39,567	0:55,987	9
										3	8	8	14	13:31,531	0:56,442	10
21	218	JOHANSSON, Andreas	SWE	CRG Holland	NLD	199907225875 15521	CRG / TM / Vega	27	28	2	12	12	14	10:42,096	0:43,029	11
										3	15	15	14	13:52,898	0:57,629	11
22	209	NOMBLOT, Jean	FRA	CPB SPORT	FRA	119783 232241	SODI / TM / Vega	29	18	1	13	13	14	13:30,025	0:54,679	14
										2	16	16	8	6:16,771	0:42,740	7
23	261	TLUSTÝ, Alex	CZE	Jiri Tlustý	CZE	19AS0064 19A00151	Birel Art / TM / Vega	30	27	1	19	19	2	2:16,804	1:05,417	1
										2	11	11	14	10:41,885	0:43,020	13
24	262	KÁCOVSKÝ, Matej	CZE	Kart Republic CZ	CZE	19AS0692 498	Kart Republic / IAME / Vega	31	14	1	17	17	13	12:46,432	0:56,736	12
										3	14	14	14	13:52,156	0:58,074	8
25	204	SCHMITZ, Alexander	DEU	Renda Motorsport	ITA	IKA1120614 322880	Tony Kart / Vortex / Vega	31	31	2	9	9	14	10:36,447	0:42,451	8
										3	20	22	DNS	-	-	-
26	212	RATL, Cyril	CHE	Kart-Club Oberikon	CHE	505053 500006	CRG / TM / Vega	32	16	2	15	15	14	11:02,900	0:42,774	12
										3	17	17	14	13:56,262	0:57,680	10
27	236	LANG, Hannah	GBR	MK Racing	GBR	212874 273486	Tony Kart / Vortex / Vega	32	30	1	15	15	14	13:45,374	0:54,961	14
										2	17	17	6	4:59,195	0:44,995	5
28	224	ALMEIDA, Rodrigo	MOZ	DR SRL	ITA	010 296449	DR / Modena / Vega	35	29	1	16	16	14	13:58,174	0:57,166	12
										3	19	19	11	11:00,161	0:58,738	8
29	215	MATISIC, André	DEU	Solgat Motorsport	DEU	IKB1083048 KBF1079882	Birel Art / TM / Vega	36	7	2	20	20	-	0:03,670	-	-
										3	16	16	14	13:55,829	0:56,179	5
30	216	TORNQVIST PERSSON, Benjamin	SWE	CRG Holland	NLD	199810314592 15521	CRG / TM / Vega	36	21	1	20	22	DNS	-	-	-
										2	14	14	14	10:44,319	0:42,490	14
31	213	LUNDBERG, Douglas	SWE	Bamberger Karttracing	DEU	199109174053 KBF1197896	Luxor / TM / Vega	43	10	2	21	21	-	0:03,888	-	-
										3	21	22	DNS	-	-	-

Rennleitung: Volker Ehekircher Racedirektor: Horst Seidel

Sportkommissare: Yasin Özer / Tobias Amann / Peter Brings / Florian Koziol

Techn. Kommissare: Hans-Jürgen Dangers / M. Grasshoff / C. Schmidt / J. Lawinger / D. Pietzko / H.-W. Schäfer / K.L. Ruszczynski / A. Sengpiel

Zeitmahme: KART-DATA timing service Franz Schieszler / Manuela Hintner



R 11 DSKM (KZ2) Heat 3 A <> B

Strecke / track: 1107m

fastest Lap Emilien DENNER at: 0:56,058

started: 19 classified: 19 not classified: 0 not started: 2

Pos	Str. Nr.	Fahrer Driver	Nation	Bewerber / Sponsor	Nation	Lizenz R-Lizenz	Chassis / Motor / Reifen	Points	Penalty	Runden Laps	Gesamtzeit Differenz	Abstand Gap	beste Runde best Lap	in R. in L.	o Geschw. o Speed
1	202	PEX, Jorrit	NLD	SP Motorsport	NLD	27382 47253	Kart Republic / TM / Vega	0		14	13:15,716		0:56,114	12	70,1 km/h 71 km/h
2	201	FEDERER, Fabian	ITA	SRP Racing Team	DEU	353643 KBF1156791	Maranello / TM / Vega	2		14	13:21,505 0:05,789	0:05,789	0:56,489	5	69,6 km/h 70,5 km/h
3	210	DENNER, Emilien	FRA	CPB SPORT	FRA	141283E1 232241	SODI / TM / Vega	3	5 sec.	14	13:22,390 0:06,674	0:00,885	0:56,058	5	69,5 km/h 71,1 km/h
4	220	TUBBEN, Max	NLD	CRG Holland	NLD	33495 15521	CRG / TM / Vega	4		14	13:23,220 0:07,504	0:00,830	0:56,155	2	69,5 km/h 71 km/h
5	231	MILELL, Noah	SWE	JP RACING	SWE	200007286719 105	Exprit / Vortex / Vega	5		14	13:26,121 0:10,405	0:02,901	0:56,575	5	69,2 km/h 70,4 km/h
6	217	KARLSHØJ, Lasse	DNK	LE Racing Eddie Le Fevre	DNK	40346 39981	Kosmic / Vortex / Vega	6		14	13:26,944 0:11,228	0:00,823	0:56,743	3	69,1 km/h 70,2 km/h
7	277	JAVUREK, Dominik	CZE	JOKA RACING	CZE	19AS0193 19AT01111	Birel Art / TM / Vega	7		14	13:28,480 0:12,764	0:01,536	0:56,804	8	69 km/h 70,2 km/h
8	223	DAVIES, Dylan	NLD	DR SRL	ITA	19701 296449	DR / Modena / Vega	8	5 sec.	14	13:31,531 0:15,815	0:03,051	0:56,442	10	68,8 km/h 70,6 km/h
9	207	GUSTAVSSON, Viktor	SWE	JP RACING	SWE	200404010150 105	Exprit / Vortex / Vega	9		14	13:34,215 0:18,499	0:02,684	0:56,876	10	68,5 km/h 70,1 km/h
10	208	MROSEK, Michael	DEU	Team AK-Racing	AUT	IKC1131164 BK005	Intrepid / TM / Vega	10		14	13:35,422 0:19,706	0:01,207	0:56,932	6	68,4 km/h 70 km/h
11	235	MARSEGLIA, Leonardo Giuseppe	ITA	BIREL ART RACING KSW	AUT	336013 BK102	Birel Art / TM / Vega	11	5 sec.	14	13:35,438 0:19,722	0:00,016	0:57,169	5	68,4 km/h 69,7 km/h
12	219	SJÖBERG, Jesper	SWE	CRG Holland	NLD	199910020057 15521	CRG / TM / Vega	12	5 sec.	14	13:50,916 0:35,200	0:15,478	0:57,223	10	67,1 km/h 69,6 km/h
13	227	HORN, Moritz	DEU	CPB SPORT	FRA	IKB1132818 232241	SODI / TM / Vega	13	10 sec.	14	13:51,536 0:35,820	0:00,620	0:57,356	9	67,1 km/h 69,5 km/h
14	262	KÁCOVSKÝ, Matej	CZE	Kart Republic CZ	CZE	19AS0692 498	Kart Republic / IAME / Vega	14		14	13:52,156 0:36,440	0:00,620	0:58,074	8	67 km/h 68,6 km/h
15	218	JOHANSSON, Andreas	SWE	CRG Holland	NLD	19990725875 15521	CRG / TM / Vega	15		14	13:52,898 0:37,182	0:00,742	0:57,629	11	67 km/h 69,2 km/h
16	215	MATISIC, André	DEU	Solgat Motorsport	DEU	IKB1083048 KBF1079882	Birel Art / TM / Vega	16	5 sec.	14	13:55,829 0:40,113	0:02,931	0:56,179	5	66,8 km/h 70,9 km/h
17	212	RATL, Cyril	CHE	Kart-Club Oerlikon	CHE	505053 500006	CRG / TM / Vega	17	5 sec.	14	13:56,262 0:40,546	0:00,433	0:57,680	10	66,7 km/h 69,1 km/h
18	234	LONGHI, Riccardo	ITA	BIREL ART RACING KSW	AUT	296344 BK102	Birel Art / TM / Vega	18	5 sec.	14	13:58,207 0:42,491	0:01,945	0:56,886	5	66,6 km/h 70,1 km/h
19	224	ALMEIDA, Rodrigo	MOZ	DR SRL	ITA	010 296449	DR / Modena / Vega	19		11	11:00,161 3 R	3 R	0:58,738	8	66,4 km/h 67,8 km/h
the following drivers did not start.															
DNS	213	LUNDBERG, Douglas	SWE	Bamberger Karttracing	DEU	199109174053 KBF1197896	Luxor / TM / Vega	22		DNS					
DNS	204	SCHMITZ, Alexander	DEU	Renda Motorsport	ITA	IKAT120614 322880	Tony Kart / Vortex / Vega	22		DNS					

SiNr. 210,215,227,219,212 5 sec penalty Frontfairing

SiNr. 227,234,235 5 sec penalty false start

SiNr. 223 5 sec penalty forced an other kart out of the track

Rennleitung: Volker Ehekircher Racedirektor: Horst Seidel

Sportkommissare: Yasin Özer / Tobias Amann / Peter Brings / Florian Koziol

Techn. Kommissare: Hans-Jürgen Dangers / M. Grasshoff / C. Schmidt / J. Lawinger / D. Pietzko / H.-W. Schäfer / K.L. Ruszczynski / A. Sengpiel


Zeitnahme: KART-DATA timing service Franz Schieszler / Manuela Hintner

Zeitnahme / timekeeping

control  Franz Schieszler

freigegeben: 17:59:40




**DEUTSCHE KART-MEISTERSCHAFT**

**Round 3: 12 - 14 / 07 / 2019**

**ERFTLANDRING KERPEN**



**DMSB**

DMSB-RegNr.:168/19

**R 11 DS KM (K22) Heat 3 A < > B**

Fahrername Driver	Pex Jorrit	Federer Fabian	Denner Emilien	Tubben Max	Milell Noah	Karlshøj Lasse	Javurek Dominik	Davies Dylan	Gustavsson Viktor	Mrosek Michael	Leonardo Giuseppe	Sjöberg Jesper
schnellste Runde in Runde	0:56,114 Rn. 12	0:56,489 Rn. 5	0:56,058 Rn. 5	0:56,155 Rn. 2	0:56,575 Rn. 5	0:56,743 Rn. 3	0:56,804 Rn. 8	0:56,442 Rn. 10	0:56,876 Rn. 10	0:56,932 Rn. 6	0:57,169 Rn. 5	0:57,223 Rn. 10
Speed	71,0 km/h	70,5 km/h	71,1 km/h	71,0 km/h	70,4 km/h	70,2 km/h	70,2 km/h	70,6 km/h	70,1 km/h	70,0 km/h	69,7 km/h	69,6 km/h
Lap 1	0:56,787	0:58,386	0:58,896	1:00,345	0:59,499	1:00,381	1:01,129	0:59,146	1:02,022	1:01,721	0:58,976	1:01,209
Lap 2	0:56,295	0:56,858	0:57,334	0:56,155	0:57,133	0:57,469	0:57,847	0:57,176	0:59,935	0:59,718	0:57,487	1:00,624
Lap 3	0:56,478	0:56,543	0:56,963	0:57,681	0:57,302	0:56,743	0:56,940	0:57,778	0:57,837	0:57,401	0:57,229	0:58,118
Lap 4	0:56,621	0:56,917	0:56,709	0:57,276	0:57,222	0:57,108	0:56,998	0:57,014	0:57,784	0:57,865	0:57,421	0:58,518
Lap 5	0:56,420	0:56,489	0:56,058	0:56,568	0:56,575	0:56,924	0:56,984	0:57,224	0:57,370	0:57,498	0:57,169	0:58,908
Lap 6	0:56,411	0:56,667	0:56,274	0:56,549	0:57,295	0:56,954	0:57,149	0:56,767	0:57,155	0:56,932	0:57,313	0:57,890
Lap 7	0:56,355	0:57,246	0:57,074	0:57,166	0:56,843	0:57,270	0:57,156	0:57,350	0:57,127	0:57,159	0:57,986	0:58,360
Lap 8	0:56,693	0:56,864	0:56,707	0:56,566	0:56,779	0:57,234	0:56,804	0:57,768	0:57,346	0:57,696	0:57,770	0:57,523
Lap 9	0:56,581	0:56,694	0:56,975	0:56,869	0:56,703	0:57,343	0:57,125	0:56,830	0:57,528	0:57,502	0:57,514	0:57,608
Lap 10	0:56,982	0:56,652	0:56,482	0:56,739	0:56,886	0:57,275	0:57,502	0:56,442	0:56,876	0:58,781	0:58,552	0:57,223
Lap 11	0:56,722	0:56,632	0:56,408	0:56,871	0:58,212	0:57,066	0:57,105	0:56,746	0:57,322	0:57,999	0:57,806	0:58,065
Lap 12	0:56,114	0:57,415	0:56,620	0:57,130	0:57,588	0:56,778	0:57,044	0:57,460	0:57,097	0:57,366	0:57,217	0:57,951
Lap 13	0:57,092	0:57,823	0:56,094	0:56,810	0:57,461	0:56,966	0:57,537	0:57,621	0:57,180	0:57,117	0:57,562	0:57,523
Lap 14	0:56,916	0:58,431	0:56,553	0:56,642	0:57,347	0:57,177	0:57,394	0:57,365	0:57,592	0:57,202	0:57,983	1:01,933





**DEUTSCHE KART-MEISTERSCHAFT**

**Round 3: 12 - 14 / 07 / 2019**


**ERFTLANDRING KERPEN**

**DMSB**

DMSB-RegNr.:168/19

### R 11 DSKM (KZ2) Heat 3 A < > B

Fahrername Driver	Horn Moritz	Káčovský Matej	Johansson Andreas	Maticic André	Ratl Cyril	Longhi Riccardo	Almeida Rodrigo
schnellste Runde in Runde	0:57,356 Rn. 9	0:58,074 Rn. 8	0:57,629 Rn. 11	0:56,179 Rn. 5	0:57,680 Rn. 10	0:56,886 Rn. 5	0:58,738 Rn. 8
Speed	69,5 km/h	68,6 km/h	69,2 km/h	70,9 km/h	69,1 km/h	70,1 km/h	67,8 km/h
Lap 1	1:03,724	1:03,460	1:01,287	0:58,119	1:01,742	0:59,691	1:02,236
Lap 2	0:59,592	0:59,862	1:00,421	0:57,358	1:00,373	0:57,369	1:00,088
Lap 3	0:58,378	0:58,792	0:59,187	0:56,269	0:59,036	0:58,026	0:59,652
Lap 4	0:58,126	0:58,659	0:58,208	0:56,746	0:57,779	0:57,147	1:00,040
Lap 5	0:58,248	0:58,418	0:58,153	0:56,179	0:58,379	0:56,886	0:58,746
Lap 6	0:57,916	0:58,430	0:58,206	0:56,491	1:02,492	0:57,859	0:59,077
Lap 7	0:57,998	0:58,274	0:58,249	0:57,170	0:58,832	1:21,368	0:59,263
Lap 8	0:57,433	0:58,074	1:03,937	0:56,596	0:58,138	0:57,353	0:58,738
Lap 9	0:57,356	0:58,824	0:59,087	0:56,744	0:57,760	0:57,010	0:59,094
Lap 10	0:57,778	0:58,734	0:57,956	0:57,172	0:57,680	0:57,171	0:59,453
Lap 11	0:57,837	0:59,091	0:57,629	0:57,126	0:59,148	0:58,026	0:58,995
Lap 12	0:57,818	0:59,343	0:58,182	0:56,985	0:59,118	0:57,702	
Lap 13	0:57,844	0:59,454	0:58,137	0:57,590	0:58,226	0:56,922	
Lap 14	0:58,016	0:58,718	0:59,175	0:58,353	0:58,961	0:58,090	







DMSB-RegNr:168/19

## R 11 DSKM (KZ2) Heat 3 A < > B

Ziel		Sektion 1		Sektion 2		Sektion 3	
Fahrername	Zeit	Fahrername	Zeit	Fahrername	Zeit	Fahrername	Zeit
1 210 Denner,Emilien	0:56,058	201 Federer,Fabian	0:13,150	220 Tubben,Max	0:24,275	277 Javurek,Dominik	0:15,183
2 202 Pex,Jorrit	0:56,114	215 Maticic,André	0:16,170	202 Pex,Jorrit	0:24,341	210 Denner,Emilien	0:15,213
3 220 Tubben,Max	0:56,155	210 Denner,Emilien	0:16,172	231 Milell,Noah	0:24,493	220 Tubben,Max	0:15,247
4 215 Maticic,André	0:56,179	202 Pex,Jorrit	0:16,219	223 Davies,Dylan	0:24,496	215 Maticic,André	0:15,249
5 223 Davies,Dylan	0:56,442	217 Karishøj,Lasse	0:16,317	210 Denner,Emilien	0:24,547	223 Davies,Dylan	0:15,271
6 201 Federer,Fabian	0:56,489	223 Davies,Dylan	0:16,327	201 Federer,Fabian	0:24,553	202 Pex,Jorrit	0:15,279
7 231 Milell,Noah	0:56,575	207 Gustavsson,Viktor	0:16,336	217 Karishøj,Lasse	0:24,583	201 Federer,Fabian	0:15,304
8 217 Karishøj,Lasse	0:56,743	231 Milell,Noah	0:16,430	215 Maticic,André	0:24,652	217 Karishøj,Lasse	0:15,372
9 277 Javurek,Dominik	0:56,804	227 Horn,Moritz	0:16,458	235 Marseglia,Leonardo Gius	0:24,666	231 Milell,Noah	0:15,385
10 207 Gustavsson,Viktor	0:56,876	212 Ratl,Cyрил	0:16,472	234 Longhi,Riccardo	0:24,743	219 Sjöberg,Jesper	0:15,398
11 234 Longhi,Riccardo	0:56,886	234 Longhi,Riccardo	0:16,472	277 Javurek,Dominik	0:24,801	208 Mrosek,Michael	0:15,413
12 208 Mrosek,Michael	0:56,932	220 Tubben,Max	0:16,476	207 Gustavsson,Viktor	0:24,862	212 Ratl,Cyрил	0:15,452
13 235 Marseglia,Leonardo Gius	0:57,169	277 Javurek,Dominik	0:16,490	208 Mrosek,Michael	0:24,908	207 Gustavsson,Viktor	0:15,474
14 219 Sjöberg,Jesper	0:57,223	235 Marseglia,Leonardo Gius	0:16,490	218 Johansson,Andreas	0:24,960	234 Longhi,Riccardo	0:15,519
15 227 Horn,Moritz	0:57,356	208 Mrosek,Michael	0:16,521	227 Horn,Moritz	0:25,030	235 Marseglia,Leonardo Gius	0:15,538
16 218 Johansson,Andreas	0:57,629	219 Sjöberg,Jesper	0:16,701	219 Sjöberg,Jesper	0:25,105	227 Horn,Moritz	0:15,590
17 212 Ratl,Cyрил	0:57,680	218 Johansson,Andreas	0:16,702	224 Almeida,Rodrigo	0:25,160	262 Kácovský,Matej	0:15,618
18 262 Kácovský,Matej	0:58,074	224 Almeida,Rodrigo	0:16,822	262 Kácovský,Matej	0:25,314	224 Almeida,Rodrigo	0:15,753
19 224 Almeida,Rodrigo	0:58,738	262 Kácovský,Matej	0:16,834	212 Ratl,Cyрил	0:25,318	218 Johansson,Andreas	0:15,792



**DEUTSCHE KART-MEISTERSCHAFT**

**Round 3: 12 - 14 / 07 / 2019**

**ERFTLANDRING KERPEN**

**DMSB**





DMSB-RegNr:168/19

**R 11 DS KM (K22) Heat 3 A < > B**

Die schnellsten Zeiten

Ort	Nr. Fahrername	Streckenl.	Zeit	Ø Speed
Ziel	210 Denner,Emilien	1107 m	0:56,058	71,1 km/h
Sektion 1	201 Federer,Fabian	329 m	0:13,150	90,1 km/h
Sektion 2	220 Tubben,Max	475 m	0:24,275	70,4 km/h
Sektion 3	277 Javurek,Dominik	303 m	0:15,183	71,8 km/h




	Smr.202 Pex,Jorrit NLD SP Motorsport		Smr.210 Denner,Emilien FRA CPB SPORT		Smr.201 Federer,Fabian ITA SRP Racing Team		Smr.220 Tubben,Max NLD CRG Holland		Smr.231 Millell,Nooh SWE JP RACING							
	theoretisch mögliche Bestzeit	Ziel	theoretisch mögliche Bestzeit	Ziel	theoretisch mögliche Bestzeit	Ziel	theoretisch mögliche Bestzeit	Ziel	theoretisch mögliche Bestzeit	Ziel						
best	0:56,114	0:16,219	0:24,341	0:15,279	0:56,058	0:16,172	0:24,547	0:15,213	0:56,489	0:13,150	0:24,553	0:15,304	0:56,575	0:16,430	0:24,493	0:15,385
Runde 1	0:56,787	0:16,456	0:24,874	0:15,457	0:58,896	0:18,416	0:24,684	0:15,796	0:58,386	0:13,150	0:24,681	0:20,555	0:59,499	0:18,313	0:25,493	0:15,693
Runde 2	0:56,295	0:16,675	0:24,341	0:15,279	0:57,334	0:16,862	0:24,900	0:15,572	0:56,858	0:16,872	0:24,682	0:15,304	0:57,133	0:16,696	0:24,872	0:15,565
Runde 3	0:56,478	0:16,429	0:24,541	0:15,508	0:56,963	0:16,690	0:24,721	0:15,552	0:56,543	0:16,492	0:24,694	0:15,357	0:57,302	0:16,783	0:24,928	0:15,591
Runde 4	0:56,621	0:16,594	0:24,520	0:15,507	0:56,709	0:16,526	0:24,820	0:15,363	0:56,917	0:16,435	0:24,867	0:15,615	0:57,222	0:16,588	0:24,706	0:15,928
Runde 5	0:56,420	0:16,525	0:24,466	0:15,429	0:56,058	0:16,221	0:24,547	0:15,290	0:56,489	0:16,306	0:24,658	0:15,525	0:56,575	0:16,464	0:24,493	0:15,618
Runde 6	0:56,411	0:16,333	0:24,662	0:15,416	0:56,274	0:16,300	0:24,606	0:15,368	0:56,667	0:16,414	0:24,811	0:15,442	0:57,295	0:16,646	0:24,928	0:15,721
Runde 7	0:56,355	0:16,303	0:24,585	0:15,467	0:57,074	0:16,317	0:25,151	0:15,606	0:57,246	0:16,639	0:25,180	0:15,427	0:56,843	0:16,430	0:24,860	0:15,553
Runde 8	0:56,693	0:16,419	0:24,877	0:15,397	0:56,707	0:16,508	0:24,676	0:15,523	0:56,864	0:16,561	0:24,800	0:15,503	0:56,779	0:16,675	0:24,695	0:15,409
Runde 9	0:56,581	0:16,390	0:24,596	0:15,595	0:56,975	0:16,749	0:24,636	0:15,590	0:56,694	0:16,650	0:24,553	0:15,491	0:56,703	0:16,569	0:24,749	0:15,385
Runde 10	0:56,982	0:16,625	0:24,864	0:15,493	0:56,482	0:16,172	0:24,569	0:15,741	0:56,652	0:16,348	0:24,963	0:15,341	0:56,886	0:16,599	0:24,878	0:15,409
Runde 11	0:56,722	0:16,270	0:24,878	0:15,574	0:56,408	0:16,426	0:24,726	0:15,256	0:56,632	0:16,616	0:24,634	0:15,382	0:58,212	0:16,848	0:25,884	0:15,480
Runde 12	0:56,114	0:16,219	0:24,443	0:15,452	0:56,620	0:16,313	0:24,800	0:15,507	0:57,415	0:17,071	0:24,813	0:15,531	0:57,588	0:16,664	0:25,120	0:15,804
Runde 13	0:57,092	0:16,731	0:24,732	0:15,629	0:56,094	0:16,274	0:24,607	0:15,213	0:57,823	0:16,495	0:25,407	0:15,921	0:56,810	0:16,656	0:24,937	0:15,665
Runde 14	0:56,916	0:16,446	0:24,790	0:15,680	0:56,553	0:16,445	0:24,616	0:15,492	0:58,431	0:16,749	0:25,815	0:15,867	0:56,642	0:16,612	0:24,628	0:15,402

**DEUTSCHE KART-MEISTERSCHAFT**

**Round 3: 12 - 14 / 07 / 2019**

**ERFTLANDRING KERPEN**

DMSB-RegNr:168/19





**R 11 DS KM (KZ2) Heat 3 A < > B**

Die schnellsten Zeiten

Ort	Nr. Fahrername	Zeit	Streckentl.	Ø Speed
Ziel	210 Denner,Emilien	0:56,058	1107 m	71,1 km/h
Sektion 1	201 Federer,Fabian	0:13,150	329 m	90,1 km/h
Sektion 2	220 Tubben,Max	0:24,275	475 m	70,4 km/h
Sektion 3	277 Javurek,Dominik	0:15,183	303 m	71,8 km/h

Runde	Smr.223 Davies,Dylan NLD DR SRL			Smr.217 Karishøj,Lasse DNK LE Racing Eddie Le Fèvre			Smr.277 Javurek,Dominik CZE JOKA RACING			Smr.235 Marsiglio,Leonardo Giuseppe ITA BIREL ART RACING KSW			Smr.207 Gustavsson,Viktor SWE JP RACING		
	theoretisch mögliche Bestzeit	Ziel	Bestzeit	theoretisch mögliche Bestzeit	Ziel	Bestzeit	theoretisch mögliche Bestzeit	Ziel	Bestzeit	theoretisch mögliche Bestzeit	Ziel	Bestzeit	theoretisch mögliche Bestzeit	Ziel	Bestzeit
best	0:56,442	0:16,327	0:24,496	0:56,743	0:16,317	0:24,583	0:56,804	0:16,490	0:24,801	0:56,976	0:16,430	0:24,832	0:56,876	0:16,336	0:24,862
Runde 1	0:59,146	0:18,210	0:25,665	1:00,381	0:18,498	0:26,161	1:01,129	0:18,117	0:26,502	0:58,976	0:18,430	0:24,832	1:02,022	0:19,196	0:26,146
Runde 2	0:57,176	0:16,766	0:25,013	0:57,469	0:17,044	0:24,840	0:57,847	0:16,972	0:25,272	0:57,487	0:16,820	0:24,889	0:59,935	0:17,593	0:25,979
Runde 3	0:57,778	0:16,849	0:24,905	0:56,743	0:16,546	0:24,583	0:56,940	0:16,693	0:25,064	0:57,229	0:16,695	0:24,946	0:57,837	0:16,828	0:25,315
Runde 4	0:57,014	0:16,694	0:24,556	0:57,108	0:16,397	0:25,043	0:56,998	0:16,851	0:24,905	0:57,421	0:16,703	0:25,120	0:57,784	0:16,691	0:25,318
Runde 5	0:57,224	0:16,724	0:25,086	0:56,924	0:16,714	0:24,674	0:56,984	0:16,567	0:25,107	0:57,169	0:16,490	0:24,968	0:57,370	0:16,557	0:25,127
Runde 6	0:56,767	0:16,505	0:24,521	0:56,954	0:16,317	0:24,968	0:57,149	0:16,778	0:24,927	0:57,313	0:16,658	0:24,965	0:57,155	0:16,514	0:24,983
Runde 7	0:57,350	0:16,655	0:24,857	0:57,270	0:17,106	0:24,792	0:57,156	0:16,517	0:25,205	0:57,986	0:16,995	0:25,036	0:57,127	0:16,676	0:24,931
Runde 8	0:57,768	0:16,722	0:25,164	0:57,234	0:16,411	0:25,096	0:56,804	0:16,490	0:24,931	0:57,770	0:16,771	0:25,248	0:57,346	0:16,337	0:25,197
Runde 9	0:56,830	0:16,562	0:24,496	0:57,343	0:16,783	0:24,805	0:57,125	0:16,507	0:25,037	0:57,514	0:16,620	0:24,666	0:57,528	0:16,680	0:25,333
Runde 10	0:56,442	0:16,456	0:24,696	0:57,275	0:16,820	0:24,943	0:57,502	0:16,818	0:24,966	0:58,552	0:16,911	0:25,551	0:56,876	0:16,503	0:24,899
Runde 11	0:56,746	0:16,327	0:24,968	0:57,066	0:16,450	0:25,060	0:57,105	0:16,566	0:24,903	0:57,806	0:16,910	0:25,337	0:57,322	0:16,601	0:25,147
Runde 12	0:57,460	0:16,612	0:24,946	0:56,778	0:16,381	0:24,717	0:57,044	0:16,758	0:24,801	0:57,217	0:16,720	0:24,959	0:57,097	0:16,336	0:24,966
Runde 13	0:57,621	0:16,823	0:24,961	0:56,966	0:16,566	0:24,764	0:57,537	0:16,683	0:25,230	0:57,562	0:16,711	0:24,945	0:57,180	0:16,562	0:24,862
Runde 14	0:57,365	0:16,557	0:25,168	0:57,177	0:16,524	0:24,901	0:57,394	0:16,643	0:25,059	0:57,983	0:16,994	0:25,079	0:57,592	0:16,509	0:25,308




**DEUTSCHE KART-MEISTERSCHAFT**

**Round 3: 12 - 14 / 07 / 2019**

**ERFTLANDRING KERPEN**



DMSB-RegNr:168/19

**R 11 DS KM (KZ2) Heat 3 A < > B**

Die schnellsten Zeiten

Ort	Nr. Fahrername	Zeit	Streckenl.	Ø Speed
Ziel	210 Denner,Emilien	0:56,058	1107 m	71,1 km/h
Sektion 1	201 Federer,Fabian	0:13,150	329 m	90,1 km/h
Sektion 2	220 Tubben,Max	0:24,275	475 m	70,4 km/h
Sektion 3	277 Javurek,Dominik	0:15,183	303 m	71,8 km/h

	Snr.208 Mrosek,Michael DEU Team AK-Racing			Snr.227 Horn,Moritz DEU CPB SPORT			Snr.219 Sjöberg,Jesper SWE CRG Holland			Snr.215 Maticic,André DEU Solgat Motorsport			Snr.212 Rati,Cyril CHE Kart-Club Oerlikon							
	theoretisch mögliche Bestzeit	Sektion 2	Sektion 3	theoretisch mögliche Bestzeit	Sektion 2	Sektion 3	theoretisch mögliche Bestzeit	Sektion 2	Sektion 3	theoretisch mögliche Bestzeit	Sektion 2	Sektion 3	theoretisch mögliche Bestzeit	Sektion 2	Sektion 3					
best	0:56,932	0:16,521	0:24,908	0:15,413	0:57,356	0:16,458	0:25,030	0:15,590	0:57,223	0:16,701	0:25,105	0:15,398	0:56,179	0:16,170	0:24,652	0:15,249	0:57,680	0:16,472	0:25,318	0:15,452
Runde 1	1:01,721	0:19,015	0:26,196	0:16,510	1:03,724	0:20,757	0:26,384	0:16,583	1:01,209	0:18,007	0:26,603	0:16,599	0:58,119	0:17,224	0:25,418	0:15,477	1:01,742	0:18,700	0:26,006	0:17,036
Runde 2	0:59,718	0:17,256	0:26,272	0:16,190	0:59,592	0:17,371	0:25,682	0:16,539	1:00,624	0:17,242	0:26,300	0:17,082	0:57,358	0:16,868	0:24,856	0:15,634	1:00,373	0:17,507	0:26,665	0:16,201
Runde 3	0:57,401	0:16,535	0:25,305	0:15,561	0:58,378	0:17,196	0:25,441	0:15,741	0:58,118	0:16,814	0:25,393	0:15,911	0:56,269	0:16,250	0:24,652	0:15,367	0:59,036	0:17,620	0:25,507	0:15,909
Runde 4	0:57,865	0:16,847	0:25,432	0:15,586	0:58,126	0:16,968	0:25,260	0:15,898	0:58,518	0:16,818	0:25,624	0:16,076	0:56,746	0:16,427	0:24,787	0:15,532	0:57,779	0:16,721	0:25,606	0:15,452
Runde 5	0:57,498	0:16,757	0:25,243	0:15,498	0:58,248	0:16,962	0:25,385	0:15,901	0:58,908	0:16,940	0:25,870	0:16,098	0:56,179	0:16,170	0:24,760	0:15,249	0:58,379	0:16,923	0:25,414	0:16,042
Runde 6	0:56,932	0:16,611	0:24,908	0:15,413	0:57,916	0:16,808	0:25,400	0:15,708	0:57,890	0:16,884	0:25,520	0:15,486	0:56,491	0:16,227	0:24,824	0:15,440	1:02,492	0:16,885	0:25,517	0:20,090
Runde 7	0:57,159	0:16,573	0:25,053	0:15,533	0:57,998	0:16,891	0:25,413	0:15,694	0:58,360	0:16,957	0:25,790	0:15,613	0:57,170	0:16,522	0:25,032	0:15,616	0:58,832	0:17,082	0:25,880	0:15,870
Runde 8	0:57,696	0:16,580	0:25,276	0:15,840	0:57,433	0:16,596	0:25,228	0:15,609	0:57,523	0:16,701	0:25,301	0:15,521	0:56,596	0:16,266	0:24,845	0:15,485	0:58,138	0:16,890	0:25,494	0:15,754
Runde 9	0:57,502	0:16,605	0:25,309	0:15,588	0:57,356	0:16,458	0:25,159	0:15,739	0:57,608	0:16,747	0:25,331	0:15,530	0:56,744	0:16,334	0:24,696	0:15,714	0:57,760	0:16,569	0:25,318	0:15,873
Runde 10	0:58,781	0:16,543	0:25,067	0:17,171	0:57,778	0:16,978	0:25,030	0:15,770	0:57,223	0:16,720	0:25,105	0:15,398	0:57,172	0:16,434	0:25,091	0:15,647	0:57,680	0:16,472	0:25,534	0:15,674
Runde 11	0:57,399	0:16,688	0:25,019	0:15,692	0:57,837	0:16,891	0:25,356	0:15,590	0:58,065	0:16,728	0:25,653	0:15,684	0:57,126	0:16,466	0:25,077	0:15,583	0:59,148	0:17,469	0:25,944	0:15,735
Runde 12	0:57,366	0:16,581	0:25,128	0:15,657	0:57,818	0:16,873	0:25,283	0:15,662	0:57,951	0:17,116	0:25,288	0:15,547	0:56,985	0:16,627	0:24,806	0:15,552	0:59,118	0:16,751	0:26,420	0:15,947
Runde 13	0:57,117	0:16,521	0:25,044	0:15,552	0:57,844	0:16,834	0:25,362	0:15,648	0:57,523	0:16,803	0:25,311	0:15,409	0:57,590	0:16,540	0:25,243	0:15,807	0:58,226	0:16,921	0:25,440	0:15,865
Runde 14	0:57,202	0:16,587	0:25,116	0:15,499	0:58,016	0:16,890	0:25,421	0:15,705	1:01,933	0:20,611	0:25,503	0:15,819	0:58,353	0:17,101	0:25,411	0:15,841	0:58,961	0:17,088	0:25,616	0:16,257



R 6 DSKM (KZ2) Heat 2 A <> G

Strecke / track: 1107m

fastest Lap Stan PEX at: 0:42,160

started: 21 classified: 21 not classified: 0

Pos	Str. Nr.	Fahrer Driver	Nation	Bewerber / Sponsor	Nation	Lizenz R-Lizenz	Chassis / Motor / Reifen	Points	Penalty	Runden Laps	Gesamtzeit Differenz	Abstand Gap	beste Runde best Lap	in R. in L.	o Geschw. o Speed
1	203	PEX, Stan	NLD	SP Motorsport	NLD	31772 47253	Kart Republic / TM / Vega	0		14	10:27,526		0:42,160	11	88,9 km/h 94,5 km/h
2	201	FEDERER, Fabian	ITA	SRP Racing Team	DEU	353643 KBF1156791	Maranello / TM / Vega	2		14	10:27,921 0:00,395	0:00,395	0:42,189	8	88,9 km/h 94,5 km/h
3	210	DENNER, Emilien	FRA	CPB SPORT	FRA	141283E1 232241	SODI / TM / Vega	3		14	10:28,118 0:00,592	0:00,197	0:42,238	11	88,8 km/h 94,4 km/h
4	231	MILELL, Noah	SWE	JP RACING	SWE	200007286719 105	Exprit / Vortex / Vega	4		14	10:29,335 0:01,809	0:01,217	0:42,367	9	88,7 km/h 94,1 km/h
5	222	PAUL, Maximilian	DEU	DR SRL	ITA	IKB1140086 296449	DR / Modena / Vega	5		14	10:31,553 0:04,027	0:02,218	0:42,608	11	88,3 km/h 93,5 km/h
6	225	TALAS, Jakub	CZE	JOKA RACING	CZE	19AS0135 19AT01111	Birel Art / TM / Vega	6		14	10:31,714 0:04,188	0:00,161	0:42,515	9	88,3 km/h 93,7 km/h
7	220	TUBBEN, Max	NLD	CRG Holland	NLD	33495 15521	CRG / TM / Vega	7		14	10:34,361 0:06,835	0:02,647	0:42,680	11	88 km/h 93,4 km/h
8	219	SJÖBERG, Jesper	SWE	CRG Holland	NLD	199910020057 15521	CRG / TM / Vega	8		14	10:36,303 0:08,777	0:01,942	0:43,008	7	87,7 km/h 92,7 km/h
9	204	SCHMITZ, Alexander	DEU	Renda Motorsport	ITA	IKA1120614 322880	Tony Kart / Vortex / Vega	9		14	10:36,447 0:08,921	0:00,144	0:42,451	8	87,7 km/h 93,9 km/h
10	233	LUYET, Samuel	CHE	CRG Holland	NLD	505064 15521	CRG / TM / Vega	10		14	10:41,052 0:13,526	0:04,605	0:42,929	7	87 km/h 92,8 km/h
11	261	TLUSTÝ, Alex	CZE	Jiri Tlustý	CZE	19AS0064 19AT00151	Birel Art / TM / Vega	11		14	10:41,885 0:14,359	0:00,833	0:43,020	13	86,9 km/h 92,6 km/h
12	218	JOHANSSON, Andreas	SWE	CRG Holland	NLD	19990725875 15521	CRG / TM / Vega	12		14	10:42,096 0:14,570	0:00,211	0:43,029	11	86,9 km/h 92,6 km/h
13	207	GUSTAVSSON, Viktor	SWE	JP RACING	SWE	200404010150 105	Exprit / Vortex / Vega	13	5 sec.	14	10:42,516 0:14,990	0:00,420	0:42,749	14	86,8 km/h 93,2 km/h
14	216	TORNQVIST PERSSON, Benjamin	SWE	CRG Holland	NLD	199810314592 15521	CRG / TM / Vega	14	5 sec.	14	10:44,319 0:16,793	0:01,803	0:42,490	14	86,6 km/h 93,8 km/h
15	212	RATL, Cyril	CHE	Kart-Club Oerlikon	CHE	505053 500006	CRG / TM / Vega	15		14	11:02,900 0:35,374	0:18,581	0:42,774	12	84,2 km/h 93,2 km/h
16	209	NOMBLLOT, Jean	FRA	CPB SPORT	FRA	119783 232241	SODI / TM / Vega	16		8	6:16,771 6 R	6 R	0:42,740	7	84,6 km/h 93,2 km/h
17	236	LANG, Hannah	GBR	MK Racing	GBR	212874 273486	Tony Kart / Vortex / Vega	17		6	4:59,195 8 R	2 R	0:44,995	5	79,9 km/h 88,6 km/h
18	221	IGLESIAS, Jérémy	FRA	RS Schumacher Racing Team	DEU	187987 KBF1067587	IPK Praga / IAME / Vega	18		0	0:03,187 14 R	6 R			
19	232	LUYET, Jean	CHE	CRG Holland	NLD	505028 15521	CRG / TM / Vega	19		0	0:03,497 14 R	0:00,310			
20	215	MATISIC, André	DEU	Solgat Motorsport	DEU	IKB1083048 KBF1079882	Birel Art / TM / Vega	20		0	0:03,670 14 R	0:00,173			
21	213	LUNDBERG, Douglas	SWE	Bamberger Karttracing	DEU	199109174053 KBF1197896	Luxor / TM / Vega	21		0	0:03,888 14 R	0:00,218			

StNr. 207,216 5 sec penalty Frontfairing

Rennleitung: Volker Ehekircher Racedirektor: Horst Seidel

Sportkommissare: Yasin Özer / Tobias Amann / Peter Brings / Florian Koziol

Techn. Kommissare: Hans-Jürgen Dangers / M. Grasshoff / C. Schmidt / J. Lawinger / D. Pietzko / H.-W. Schäfer / K.L. Ruszczynski / A. Sengpiel

Zeitnahme: KART-DATA timing service Franz Schieszler / Manuela Hintner

Zeitnahme / timekeeping

control  Franz Schieszler

freigegeben: 15:54:20






**DEUTSCHE KART-MEISTERSCHAFT**

**Round 3: 12 - 14 / 07 / 2019**

**ERFTLANDRING KERPEN**

**DMSB**



DMSB-RegNr.:168/19


**R 6 DSKM (KZ2) Heat 2 A < > C**

Fahrername Driver	Pex Stan	Federer Fabian	Denner Emilien	Milell Noah	Paul Maximilian	Talas Jakub	Tubben Max	Sjöberg Jesper	Schmitz Alexander	Luyet Samuel	Tlustý Alex	Johansson Andreas
schleunigste Runde	0:42,160 Rn. 11	0:42,189 Rn. 8	0:42,238 Rn. 11	0:42,367 Rn. 9	0:42,608 Rn. 11	0:42,515 Rn. 9	0:42,680 Rn. 11	0:43,008 Rn. 7	0:42,451 Rn. 8	0:42,929 Rn. 7	0:43,020 Rn. 13	0:43,029 Rn. 11
Speed	94,5 km/h	94,5 km/h	94,4 km/h	94,1 km/h	93,5 km/h	93,7 km/h	93,4 km/h	92,7 km/h	93,9 km/h	92,8 km/h	92,6 km/h	92,6 km/h
Lap 1	0:47,125	0:48,580	0:47,409	0:47,873	0:47,137	0:48,493	0:48,387	0:47,140	0:51,571	0:51,360	0:51,247	0:56,960
Lap 2	0:52,079	0:51,869	0:52,023	0:51,468	0:52,121	0:51,734	0:51,807	0:51,825	0:54,499	0:54,502	0:54,688	0:51,944
Lap 3	0:46,918	0:46,899	0:46,663	0:46,620	0:46,499	0:46,496	0:46,306	0:46,492	0:45,470	0:45,093	0:45,713	0:48,701
Lap 4	0:51,393	0:52,222	0:52,215	0:52,428	0:52,617	0:52,645	0:53,176	0:52,820	0:50,014	0:50,699	0:50,102	0:45,683
Lap 5	0:43,568	0:43,815	0:43,029	0:43,417	0:43,653	0:43,502	0:43,230	0:43,451	0:43,407	0:43,494	0:44,847	0:43,633
Lap 6	0:43,038	0:42,686	0:42,556	0:43,143	0:43,047	0:43,274	0:43,002	0:43,270	0:42,920	0:43,192	0:43,745	0:43,583
Lap 7	0:42,603	0:42,257	0:42,462	0:42,710	0:43,546	0:42,949	0:42,979	0:43,008	0:42,907	0:42,929	0:43,412	0:43,247
Lap 8	0:42,466	0:42,189	0:42,454	0:42,614	0:42,798	0:42,742	0:43,528	0:43,558	0:42,451	0:43,841	0:43,367	0:43,378
Lap 9	0:42,343	0:42,351	0:42,357	0:42,367	0:42,889	0:42,515	0:43,462	0:43,663	0:42,459	0:43,323	0:43,333	0:43,119
Lap 10	0:42,361	0:42,419	0:42,416	0:42,494	0:42,646	0:42,629	0:42,734	0:43,424	0:43,019	0:44,134	0:43,057	0:43,128
Lap 11	0:42,160	0:42,201	0:42,238	0:42,390	0:42,608	0:42,535	0:42,680	0:43,110	0:43,163	0:43,493	0:43,101	0:43,029
Lap 12	0:42,326	0:43,653	0:44,307	0:42,511	0:42,608	0:42,627	0:42,795	0:43,037	0:42,972	0:43,727	0:43,354	0:43,190
Lap 13	0:43,201	0:42,531	0:42,391	0:42,433	0:42,698	0:42,717	0:42,776	0:43,122	0:42,904	0:43,281	0:43,020	0:43,048
Lap 14	0:43,275	0:42,554	0:42,397	0:42,754	0:42,872	0:42,726	0:42,928	0:43,281	0:43,261	0:43,198	0:43,796	0:43,793










**DEUTSCHE KART-MEISTERSCHAFT**



**Round 3: 12 - 14 / 07 / 2019**

**ERFTLANDRING KERPEN**







DMSB-RegNr:168/19

## R 6 DSKM (K22) Heat 2 A < > C

Ziel		Sektion 1		Sektion 2		Sektion 3	
Fahrername	Zeit	Fahrername	Zeit	Fahrername	Zeit	Fahrername	Zeit
1 203 Pex,Stan	0:42,160	203 Pex,Stan	0:12,158	201 Federer,Fabian	0:18,689	204 Schmitz,Alexander	0:11,194
2 201 Federer,Fabian	0:42,189	210 Denner,Emilien	0:12,194	203 Pex,Stan	0:18,773	203 Pex,Stan	0:11,205
3 210 Denner,Emilien	0:42,238	201 Federer,Fabian	0:12,219	210 Denner,Emilien	0:18,781	201 Federer,Fabian	0:11,220
4 231 Milell,Noah	0:42,367	231 Milell,Noah	0:12,226	231 Milell,Noah	0:18,853	210 Denner,Emilien	0:11,239
5 204 Schmitz,Alexander	0:42,451	225 Talas,Jakub	0:12,278	204 Schmitz,Alexander	0:18,858	231 Milell,Noah	0:11,247
6 216 Tornqvist Persson,Benjar	0:42,490	204 Schmitz,Alexander	0:12,283	216 Tornqvist Persson,Benjar	0:18,889	225 Talas,Jakub	0:11,268
7 225 Talas,Jakub	0:42,515	216 Tornqvist Persson,Benjar	0:12,293	225 Talas,Jakub	0:18,932	212 Ratl,Cyrl	0:11,268
8 222 Paul,Maximilian	0:42,608	209 Nomblot,Jean	0:12,302	222 Paul,Maximilian	0:18,933	222 Paul,Maximilian	0:11,290
9 220 Tubben,Max	0:42,680	222 Paul,Maximilian	0:12,303	209 Nomblot,Jean	0:18,935	216 Tornqvist Persson,Benjar	0:11,308
10 209 Nomblot,Jean	0:42,740	207 Gustavsson,Viktor	0:12,320	220 Tubben,Max	0:18,938	207 Gustavsson,Viktor	0:11,311
11 207 Gustavsson,Viktor	0:42,749	219 Sjöberg,Jesper	0:12,345	219 Sjöberg,Jesper	0:19,054	220 Tubben,Max	0:11,374
12 212 Ratl,Cyrl	0:42,774	218 Johansson,Andreas	0:12,365	212 Ratl,Cyrl	0:19,058	233 Luyet,Samuel	0:11,379
13 233 Luyet,Samuel	0:42,929	220 Tubben,Max	0:12,366	218 Johansson,Andreas	0:19,074	261 Thusty,Alex	0:11,381
14 219 Sjöberg,Jesper	0:43,008	261 Thusty,Alex	0:12,370	207 Gustavsson,Viktor	0:19,081	219 Sjöberg,Jesper	0:11,423
15 261 Thusty,Alex	0:43,020	233 Luyet,Samuel	0:12,397	261 Thusty,Alex	0:19,120	209 Nomblot,Jean	0:11,435
16 218 Johansson,Andreas	0:43,029	212 Ratl,Cyrl	0:12,403	233 Luyet,Samuel	0:19,153	218 Johansson,Andreas	0:11,464
17 236 Lang,Hannah	0:44,995	236 Lang,Hannah	0:12,922	236 Lang,Hannah	0:19,702	236 Lang,Hannah	0:11,948
18 221 Iglesias,Jérémy		221 Iglesias,Jérémy		221 Iglesias,Jérémy		221 Iglesias,Jérémy	
19 232 Luyet,Jean		232 Luyet,Jean		232 Luyet,Jean		232 Luyet,Jean	
20 215 Maticic,André		215 Maticic,André		215 Maticic,André		215 Maticic,André	
21 213 Lundberg,Douglas		213 Lundberg,Douglas		213 Lundberg,Douglas		213 Lundberg,Douglas	





**DEUTSCHE KART-MEISTERSCHAFT**

**Round 3: 12 - 14 / 07 / 2019**

**ERFTLANDRING KERPEN**





DMSB-RegNr:168/19

**R 6 DSKM (KZ2) Heat 2 A <> C**

Die schnellsten Zeiten

Ort	Nr. Fahrername	Zeit	Streckentl.	Ø Speed
Ziel	203 Pex,Stan	0:42,160	1107 m	94,5 km/h
Sektion 1	203 Pex,Stan	0:12,158	329 m	97,4 km/h
Sektion 2	201 Federer,Fabian	0:18,689	475 m	91,5 km/h
Sektion 3	204 Schmitz,Alexander	0:11,194	303 m	97,4 km/h



	Stmr.203 Pex,Stan NLD SP Motorsport		Stmr.201 Federer,Fabian ITA SRP Racing Team		Stmr.210 Denner,Emilien FRA CPB SPORT		Stmr.231 Millell,Noah SWE JP RACING		Stmr.222 Paul,Maximilian DEU DR SRL											
	theoretisch mögliche Bestzeit	Ziel	theoretisch mögliche Bestzeit	Ziel	theoretisch mögliche Bestzeit	Ziel	theoretisch mögliche Bestzeit	Ziel	theoretisch mögliche Bestzeit	Ziel										
best	0:42,160	0:12,158	0:18,773	0:11,205	0:42,189	0:12,219	0:18,689	0:11,220	0:42,238	0:12,194	0:18,781	0:11,239	0:42,367	0:12,226	0:18,853	0:11,247	0:42,608	0:12,303	0:18,933	0:11,290
Runde 1	0:47,125	0:14,885	0:19,598	0:12,642	0:48,580	42:27,390	0:19,586	41:58,396	0:47,409	0:14,698	0:19,806	0:12,905	0:47,873	0:15,834	0:19,775	0:12,264	0:47,137	0:14,983	0:19,585	0:12,569
Runde 2	0:52,079	0:17,623	0:21,725	0:12,731	0:51,869	0:17,701	0:21,521	0:12,647	0:52,023	0:18,704	0:20,604	0:12,715	0:51,468	0:18,257	0:20,734	0:12,477	0:52,121	0:18,913	0:20,530	0:12,678
Runde 3	0:46,918	0:14,412	0:20,184	0:12,322	0:46,899	0:14,616	0:20,005	0:12,278	0:46,663	0:14,407	0:20,093	0:12,163	0:46,620	0:14,438	0:20,514	0:11,668	0:46,499	0:14,258	0:20,145	0:12,096
Runde 4	0:51,393	0:13,592	0:24,608	0:13,193	0:52,222	0:13,565	0:24,575	0:14,082	0:52,215	0:13,619	0:24,426	0:14,170	0:52,428	0:13,749	0:24,374	0:14,305	0:52,617	0:13,650	0:24,195	0:14,772
Runde 5	0:43,568	0:12,615	0:19,425	0:11,528	0:43,815	0:13,089	0:19,409	0:11,317	0:43,029	0:12,575	0:19,076	0:11,378	0:43,417	0:12,651	0:19,223	0:11,543	0:43,653	0:12,761	0:19,334	0:11,558
Runde 6	0:43,038	0:12,458	0:19,181	0:11,399	0:42,686	0:12,333	0:19,006	0:11,347	0:42,556	0:12,376	0:18,855	0:11,325	0:43,143	0:12,757	0:19,019	0:11,367	0:43,047	0:12,627	0:19,040	0:11,380
Runde 7	0:42,603	0:12,303	0:18,990	0:11,310	0:42,257	0:12,252	0:18,785	0:11,220	0:42,462	0:12,252	0:18,859	0:11,351	0:42,710	0:12,407	0:18,959	0:11,344	0:43,546	0:13,151	0:19,012	0:11,383
Runde 8	0:42,466	0:12,195	0:18,985	0:11,286	0:42,189	0:12,219	0:18,689	0:11,281	0:42,454	0:12,222	0:18,874	0:11,358	0:42,614	0:12,275	0:19,016	0:11,323	0:42,798	0:12,429	0:18,986	0:11,383
Runde 9	0:42,343	0:12,223	0:18,874	0:11,246	0:42,351	0:12,257	0:18,831	0:11,263	0:42,357	0:12,270	0:18,809	0:11,278	0:42,367	0:12,252	0:18,868	0:11,247	0:42,889	0:12,537	0:19,012	0:11,340
Runde 10	0:42,361	0:12,262	0:18,849	0:11,250	0:42,419	0:12,263	0:18,838	0:11,318	0:42,416	0:12,330	0:18,792	0:11,294	0:42,494	0:12,287	0:18,853	0:11,354	0:42,646	0:12,400	0:18,943	0:11,303
Runde 11	0:42,160	0:12,158	0:18,797	0:11,205	0:42,201	0:12,225	0:18,744	0:11,232	0:42,238	0:12,194	0:18,795	0:11,249	0:42,390	0:12,253	0:18,885	0:11,252	0:42,608	0:12,303	0:19,015	0:11,290
Runde 12	0:42,326	0:12,177	0:18,773	0:11,376	0:43,653	0:13,420	0:18,911	0:11,322	0:44,307	0:13,829	0:19,187	0:11,291	0:42,511	0:12,226	0:18,910	0:11,375	0:42,608	0:12,349	0:18,983	0:11,326
Runde 13	0:43,201	0:12,381	0:19,238	0:11,582	0:42,531	0:12,370	0:18,853	0:11,308	0:42,391	0:12,347	0:18,805	0:11,239	0:42,433	0:12,263	0:18,875	0:11,295	0:42,698	0:12,337	0:19,041	0:11,320
Runde 14	0:43,275	0:12,464	0:19,211	0:11,600	0:42,554	0:12,291	0:18,897	0:11,366	0:42,397	0:12,210	0:18,781	0:11,406	0:42,754	0:12,374	0:18,932	0:11,448	0:42,872	0:12,429	0:19,012	0:11,431

**DEUTSCHE KART-MEISTERSCHAFT**

**Round 3: 12 - 14 / 07 / 2019**

**ERFTLANDRING KERPEN**





DMSB-RegNr:168/19

**R 6 DSKM (KZ2) Heat 2 A <> C**

Die schnellsten Zeiten

Ort	Nr. Fahrername	Zeit	Streckenl.	Ø Speed
Ziel	203 Pex,Stan	0:42,160	1107 m	94,5 km/h
Sektion 1	203 Pex,Stan	0:12,158	329 m	97,4 km/h
Sektion 2	201 Federer,Fabian	0:18,689	475 m	91,5 km/h
Sektion 3	204 Schmitz,Alexander	0:11,194	303 m	97,4 km/h



	Smr.225 Talas,Jakub CZE JOKA RACING			Smr.220 Tubben,Max MLD CRG Holland			Smr.219 Sjöberg,Jesper SWE CRG Holland			Smr.204 Schmitz,Alexander DEU Renda Motorsport			Smr.207 Gustavsson,Viktor SWE JP RACING			
	theoretisch mögliche Bestzeit	Sektion 2	Sektion 3	theoretisch mögliche Bestzeit	Sektion 2	Sektion 3	theoretisch mögliche Bestzeit	Sektion 2	Sektion 3	theoretisch mögliche Bestzeit	Sektion 2	Sektion 3	theoretisch mögliche Bestzeit	Sektion 2	Sektion 3	
best	0:42,515	0:12,278	0:18,932	0:11,268	0:42,680	0:12,366	0:18,938	0:11,374	0:42,680	0:12,345	0:19,054	0:11,423	0:42,749	0:12,320	0:19,081	0:11,311
Runde 1	0:48,493	0:16,169	0:19,918	0:12,406	0:48,387	0:15,882	0:19,998	0:12,507	0:47,140	0:14,955	0:19,887	0:12,298	0:50,522	0:15,996	0:20,250	0:14,276
Runde 2	0:51,734	0:19,370	0:20,487	0:11,877	0:51,807	0:19,256	0:20,516	0:12,035	0:51,825	0:19,026	0:20,375	0:12,424	0:51,288	0:19,233	0:20,346	0:11,709
Runde 3	0:46,496	0:14,464	0:20,164	0:11,868	0:46,306	0:14,278	0:20,114	0:11,914	0:46,492	0:14,428	0:20,275	0:11,789	0:44,866	0:13,321	0:19,962	0:11,583
Runde 4	0:52,645	0:13,686	0:24,904	0:14,055	0:53,176	0:13,606	0:24,784	0:14,786	0:52,820	0:13,481	0:25,242	0:14,097	0:53,175	0:13,718	0:25,086	0:14,371
Runde 5	0:43,502	0:12,723	0:19,345	0:11,434	0:43,230	0:12,661	0:19,156	0:11,413	0:43,451	0:12,682	0:19,298	0:11,471	0:43,295	0:12,551	0:19,353	0:11,391
Runde 6	0:43,274	0:12,423	0:19,254	0:11,597	0:43,002	0:12,533	0:18,996	0:11,473	0:43,270	0:12,436	0:19,339	0:11,495	0:43,053	0:12,411	0:19,228	0:11,414
Runde 7	0:42,949	0:12,468	0:19,006	0:11,268	0:42,979	0:12,378	0:19,095	0:11,506	0:43,008	0:12,443	0:19,054	0:11,511	0:42,990	0:12,376	0:19,253	0:11,361
Runde 8	0:42,742	0:12,468	0:19,006	0:11,268	0:43,528	0:12,932	0:19,152	0:11,444	0:43,558	0:12,956	0:19,134	0:11,468	0:43,200	0:12,433	0:19,379	0:11,388
Runde 9	0:42,515	0:12,284	0:18,932	0:11,299	0:43,462	0:12,824	0:19,230	0:11,408	0:43,663	0:12,964	0:19,231	0:11,468	0:43,671	0:12,754	0:19,234	0:11,683
Runde 10	0:42,629	0:12,339	0:19,004	0:11,286	0:42,734	0:12,374	0:18,972	0:11,388	0:43,424	0:12,846	0:19,124	0:11,454	0:43,142	0:12,437	0:19,184	0:11,521
Runde 11	0:42,535	0:12,278	0:18,978	0:11,279	0:42,680	0:12,368	0:18,938	0:11,374	0:43,110	0:12,345	0:19,111	0:11,654	0:43,880	0:12,451	0:19,156	0:12,273
Runde 12	0:42,627	0:12,307	0:18,989	0:11,331	0:42,795	0:12,367	0:19,047	0:11,381	0:43,037	0:12,424	0:19,190	0:11,423	0:43,913	0:13,174	0:19,311	0:11,428
Runde 13	0:42,717	0:12,320	0:18,972	0:11,425	0:42,776	0:12,366	0:19,011	0:11,399	0:43,122	0:12,400	0:19,159	0:11,563	0:42,908	0:12,320	0:19,229	0:11,359
Runde 14	0:42,726	0:12,361	0:18,993	0:11,372	0:42,928	0:12,483	0:19,017	0:11,428	0:43,281	0:12,512	0:19,220	0:11,549	0:42,749	0:12,357	0:19,081	0:11,311

**DEUTSCHE KART-MEISTERSCHAFT**

**Round 3: 12 - 14 / 07 / 2019**

**ERFTLANDRING KERPEN**





DMSB-RegNr:168/19

**R 6 DSKM (KZ2) Heat 2 A <> C**

Die schnellsten Zeiten

Ort	Nr. Fahrername	Zeit	Streckenl.	Ø Speed
Ziel	203 Pex,Stan	0:42,160	1107 m	94,5 km/h
Sektion 1	203 Pex,Stan	0:12,158	329 m	97,4 km/h
Sektion 2	201 Federer,Fabian	0:18,689	475 m	91,5 km/h
Sektion 3	204 Schmitz,Alexander	0:11,194	303 m	97,4 km/h

	Snr.216 Tornqvist Persson,Benjamin SWE CRG Holland			Snr.233 Luyet,Samuel CHE CRG Holland			Snr.261 Tlustý,Alex CZE Jiri Tlustý			Snr.218 Johansson,Andreas SWE CRG Holland			Snr.212 Rati,Cyril CHE Kart-Club Oerlikon		
	theoretisch mögliche Bestzeit	Sektion 2	Sektion 3	theoretisch mögliche Bestzeit	Sektion 2	Sektion 3	theoretisch mögliche Bestzeit	Sektion 2	Sektion 3	theoretisch mögliche Bestzeit	Sektion 2	Sektion 3	theoretisch mögliche Bestzeit	Sektion 2	Sektion 3
best	0:42,490	0:12,293	0:11,308	0:42,929	0:12,397	0:11,379	0:43,020	0:12,370	0:11,381	0:43,029	0:12,365	0:11,464	0:42,774	0:12,403	0:11,268
Runde 1	0:53,532	0:19,962	0:13,685	0:51,360	0:16,316	0:14,700	0:51,247	0:16,131	0:20,490	0:14,626	0:50,960	0:20,023	0:22,782	0:46,133	0:13,410
Runde 2	0:54,576	0:21,268	0:12,150	0:54,502	0:20,612	0:11,896	0:54,688	0:20,809	0:21,894	0:11,985	0:51,944	0:17,884	0:21,232	0:48,296	0:12,310
Runde 3	0:44,745	0:13,552	0:11,468	0:45,093	0:13,894	0:11,631	0:45,713	0:13,981	0:19,821	0:11,911	0:48,701	0:14,720	0:21,300	0:46,007	0:12,043
Runde 4	0:49,954	0:12,764	0:14,184	0:50,699	0:12,902	0:14,930	0:50,102	0:12,969	0:22,209	0:14,924	0:45,683	0:13,208	0:20,270	0:44,434	0:11,643
Runde 5	0:43,484	0:12,896	0:11,494	0:43,494	0:12,688	0:11,584	0:44,847	0:13,619	0:19,640	0:11,588	0:43,633	0:12,753	0:19,295	0:43,568	0:11,492
Runde 6	0:42,702	0:12,416	0:11,361	0:43,192	0:12,584	0:11,409	0:43,745	0:12,603	0:19,545	0:11,597	0:43,583	0:12,727	0:19,366	0:43,096	0:11,422
Runde 7	0:42,882	0:12,376	0:11,443	0:42,929	0:12,397	0:11,379	0:43,412	0:12,521	0:19,331	0:11,560	0:43,247	0:12,539	0:19,179	0:43,193	0:11,385
Runde 8	0:43,690	0:12,671	0:11,724	0:43,841	0:12,884	0:11,570	0:43,367	0:12,480	0:19,369	0:11,518	0:43,378	0:12,559	0:19,311	0:43,051	0:11,402
Runde 9	0:43,269	0:12,637	0:11,586	0:43,323	0:12,560	0:11,551	0:43,333	0:12,519	0:19,287	0:11,527	0:43,119	0:12,494	0:19,139	0:43,189	0:11,404
Runde 10	0:44,169	0:12,921	0:11,500	0:44,134	0:12,808	0:11,475	0:43,057	0:12,479	0:19,197	0:11,381	0:43,128	0:12,476	0:19,160	0:42,892	0:11,268
Runde 11	0:43,477	0:12,835	0:11,525	0:43,493	0:12,793	0:11,455	0:43,101	0:12,422	0:19,195	0:11,484	0:43,029	0:12,460	0:19,105	0:43,005	0:11,331
Runde 12	0:43,024	0:12,680	0:11,337	0:43,727	0:12,977	0:11,561	0:43,354	0:12,394	0:19,261	0:11,699	0:43,190	0:12,505	0:19,074	0:42,774	0:11,313
Runde 13	0:42,806	0:12,343	0:11,514	0:43,281	0:12,423	0:11,689	0:43,020	0:12,370	0:19,120	0:11,530	0:43,048	0:12,365	0:19,155	0:43,068	0:11,363
Runde 14	0:42,490	0:12,293	0:11,308	0:43,198	0:12,482	0:11,458	0:43,796	0:12,521	0:19,668	0:11,607	0:43,793	0:12,448	0:19,653	0:43,375	0:11,733

**DEUTSCHE KART-MEISTERSCHAFT**

**Round 3: 12 - 14 / 07 / 2019**

**ERFTLANDRING KERPEN**

DMSB-RegNr:168/19


**R 6 DSKM (K22) Heat 2 A <> C**

Die schnellsten Zeiten

Ort	Nr. Fahrername	Zeit	Streckenl.	Ø Speed
Ziel	203 Pex,Stan	0:42,160	1107 m	94,5 km/h
Sektion 1	203 Pex,Stan	0:12,158	329 m	97,4 km/h
Sektion 2	201 Federer,Fabian	0:18,689	475 m	91,5 km/h
Sektion 3	204 Schmitz,Alexander	0:11,194	303 m	97,4 km/h


	Smr.209 Nomblot,Jean FRA CPB SPORT theoretisch mögliche Bestzeit 0:42,672 Ziel Sektion 1 Sektion 2 Sektion 3 0:42,740 0:12,302 0:18,935 0:11,435	Smr.236 Lang,Hannah GBR MK Racing theoretisch mögliche Bestzeit 0:44,572 Ziel Sektion 1 Sektion 2 Sektion 3 0:44,995 0:12,922 0:19,702 0:11,948	Smr.221 Iglesias,Jérémy FRA RS Schumacher Racing Team theoretisch mögliche Bestzeit 0:00,000 Ziel Sektion 1 Sektion 2 Sektion 3	Smr.232 Luyet,Jean CHE CRG Holland theoretisch mögliche Bestzeit 0:00,000 Ziel Sektion 1 Sektion 2 Sektion 3	Smr.215 Matisic,André DEU Solgat Motorsport theoretisch mögliche Bestzeit 0:00,000 Ziel Sektion 1 Sektion 2 Sektion 3
best	0:49,364	0:16,550	0:20,092	0:12,722	
Runde 1	0:52,782	0:20,042	0:20,749	0:11,991	
Runde 2	0:44,995	0:13,339	0:19,722	0:11,934	
Runde 3	0:53,101	0:13,608	0:24,898	0:14,595	
Runde 4	0:43,246	0:12,680	0:19,115	0:11,451	
Runde 5	0:43,227	0:12,603	0:18,990	0:11,634	
Runde 6	0:42,740	0:12,302	0:18,935	0:11,503	
Runde 7	0:43,130	0:12,564	0:19,131	0:11,435	
Runde 8					
Runde 9					






# DKM

DEUTSCHE KART-MEISTERSCHAFT



Round 3: 12 - 14 / 07 / 2019

ERFTLANDRING KERPEN




DMSB-RegNr:168/19

## R 6 DSKM (KZ2) Heat 2 A <> G

Die schnellsten Zeiten

Ort	Nr. Fahrername	Zeit	Streckenl.	Ø Speed
Ziel	203 Pex,Stan	0:42,160	1107 m	94,5 km/h
Sektion 1	203 Pex,Stan	0:12,158	329 m	97,4 km/h
Sektion 2	201 Federer,Fabian	0:18,689	475 m	91,5 km/h
Sektion 3	204 Schmitz,Alexander	0:11,194	303 m	97,4 km/h

Smr.213 Lundberg,Douglas  
SWE

Bamberger Karttracing  
theoretisch mögliche Bestzeit 0:00,000

	Ziel	Sektion 1	Sektion 2	Sektion 3	Ziel	Sektion 1	Sektion 2	Sektion 3	Ziel	Sektion 1	Sektion 2	Sektion 3
best												
Runde 1												
Runde 2												

R 2 OSKM (KZ2) Heat 1 B <> C

Strecke / track: 1107m

fastest Lap Lasse KARLSHØJ at: 0:52,967

started: 19 classified: 19 not classified: 0 not started: 1

Pos	Str. Nr.	Fahrer Driver	Nation	Bewerber / Sponsor	Nation	Lizenz R-Lizenz	Chassis / Motor / Reifen	Points	Penalty	Runden Laps	Gesamtzeit Differenz	Abstand Gap	beste Runde best Lap	in R. in L.	o Geschw. Speed
1	203	PEX, Stan	NLD	SP Motorsport	NLD	31772 47253	Kart Republic / TM / Vega	0		14	13:06,207		0:53,630	14	71 km/h 74,3 km/h
2	202	PEX, Jorrit	NLD	SP Motorsport	NLD	27382 47253	Kart Republic / TM / Vega	2		14	13:06,749 0:00,542	0:00,542	0:53,897	14	70,9 km/h 73,9 km/h
3	221	IGLESIAS, Jérémy	FRA	RS Schumacher Racing Team	DEU	187987 KBF1067587	IPK Praga / IAME / Vega	3		14	13:07,109 0:00,902	0:00,360	0:53,530	14	70,9 km/h 74,4 km/h
4	232	LUYET, Jean	CHE	CRG Holland	NLD	505028 15521	CRG / TM / Vega	4		14	13:10,101 0:03,894	0:02,992	0:54,119	14	70,6 km/h 73,6 km/h
5	235	MARSEGLIA, Leonardo Giuseppe	ITA	BIREL ART RACING KSW	AUT	336013 BK102	Birel Art / TM / Vega	5		14	13:11,894 0:05,687	0:01,793	0:54,118	14	70,5 km/h 73,6 km/h
6	227	HORN, Moritz	DEU	CPB SPORT	FRA	IKB1132818 232241	SODI / TM / Vega	6		14	13:12,908 0:06,701	0:01,014	0:53,808	14	70,4 km/h 74,1 km/h
7	222	PAUL, Maximilian	DEU	DR SRL	ITA	IKB1140086 296449	DR / Modena / Vega	7		14	13:13,679 0:07,472	0:00,771	0:54,083	12	70,3 km/h 73,7 km/h
8	234	LONGHI, Riccardo	ITA	BIREL ART RACING KSW	AUT	296344 BK102	Birel Art / TM / Vega	8		14	13:14,708 0:08,501	0:01,029	0:53,560	14	70,2 km/h 74,4 km/h
9	217	KARLSHØJ, Lasse	DNK	LE Racing Eddie Le Fèvre	DNK	40346 39981	Kosmic / Vortex / Vega	9	5 sec.	14	13:20,430 0:14,223	0:05,722	0:52,967	14	69,7 km/h 75,2 km/h
10	277	JAVUREK, Dominik	CZE	JOKA RACING	CZE	19AS0193 19AT01111	Birel Art / TM / Vega	10		14	13:21,435 0:15,228	0:01,005	0:54,888	12	69,6 km/h 72,6 km/h
11	225	TALAS, Jakub	CZE	JOKA RACING	CZE	19AS0135 19AT01111	Birel Art / TM / Vega	11		14	13:23,080 0:16,873	0:01,645	0:53,905	14	69,5 km/h 73,9 km/h
12	233	LUYET, Samuel	CHE	CRG Holland	NLD	505064 15521	CRG / TM / Vega	12		14	13:25,466 0:19,259	0:02,386	0:54,814	14	69,3 km/h 72,7 km/h
13	209	NOMBLLOT, Jean	FRA	CPB SPORT	FRA	119783 232241	SODI / TM / Vega	13		14	13:30,025 0:23,818	0:04,559	0:54,679	14	68,9 km/h 72,9 km/h
14	208	MROSEK, Michael	DEU	Team AK-Racing	AUT	IKC1131164 BK005	Intrepid / TM / Vega	14		14	13:43,294 0:37,087	0:13,269	0:53,852	14	67,8 km/h 74 km/h
15	236	LANG, Hannah	GBR	MK Racing	GBR	212874 273486	Tony Kart / Vortex / Vega	15		14	13:45,374 0:39,167	0:02,080	0:54,961	14	67,6 km/h 72,5 km/h
16	224	ALMEIDA, Rodrigo	MOZ	DR SRL	ITA	010 296449	DR / Modena / Vega	16		14	13:58,174 0:51,967	0:12,800	0:57,166	12	66,6 km/h 69,7 km/h
17	262	KÁCOVSKÝ, Matej	CZE	Kart Republic CZ	CZE	19AS0692 498	Kart Republic / IAME / Vega	17		13	12:46,432 1 R	1 R	0:56,736	12	67,6 km/h 70,2 km/h
18	223	DAVIES, Dylan	NLD	DR SRL	ITA	19701 296449	DR / Modena / Vega	18		9	8:39,567 5 R	4 R	0:55,987	9	69 km/h 71,2 km/h
19	261	TLUSTÝ, Alex	CZE	Jiri Tlustý	CZE	19AS0064 19AT00151	Birel Art / TM / Vega	19		2	2:16,804 12 R	7 R	1:05,417	1	58,3 km/h 60,9 km/h
the following drivers did not start.															
DNS	216	TORNQVIST PERSSON, Benjamin	SWE	CRG Holland	NLD	199810314592 15521	CRG / TM / Vega	22		DNS					

StNr. 217 5 sec penalty Frontfiring

Rennleitung: Volker Ehekircher Racedirektor: Horst Seidel

Sportkommissare: Yasin Özer / Tobias Amann / Peter Brings / Florian Koziol

Techn. Kommissare: Hans-Jürgen Dangers / M. Grasshoff / C. Schmidt / J. Lawinger / D. Pietzko / H.-W. Schäfer / K.L. Ruszczyński / A. Sengpiel

Zeitnahme: KART-DATA timing service Franz Schieszler / Manuela Hintner

Zeitnahme / timekeeping

control   
Franz Schieszler

freigegeben: 14:30:45








**DEUTSCHE KART-MEISTERSCHAFT**

**Round 3: 12 - 14 / 07 / 2019**

**ERFTLANDRING KERPEN**







**DMSB**

DMSB-RegNr.:168/19

## R 2 DSKM (KZ2) Heat 1 B < > C

Fahrername Driver	Pex Stan	Pex Jorrit	Iglesias Jérémy	Luyet Jean	Leonardo Giuseppe	Horn Moritz	Paul Maximilian	Longhi Riccardo	Karlshøj Lasse	Javrek Dominik	Talas Jakub	Luyet Samuel
schnellste Runde in Runde	0:53,630 Rn. 14	0:53,897 Rn. 14	0:53,530 Rn. 14	0:54,119 Rn. 14	0:54,118 Rn. 14	0:53,808 Rn. 14	0:54,083 Rn. 12	0:53,560 Rn. 14	0:52,967 Rn. 14	0:54,888 Rn. 12	0:53,905 Rn. 14	0:54,814 Rn. 14
Speed	74,3 km/h	73,9 km/h	74,4 km/h	73,6 km/h	73,6 km/h	74,1 km/h	73,7 km/h	74,4 km/h	75,2 km/h	72,6 km/h	73,9 km/h	72,7 km/h
Lap 1	0:59,213	0:58,468	0:58,416	0:59,102	1:00,233	1:00,706	1:00,366	1:04,578	1:01,571	1:00,095	1:01,903	1:00,817
Lap 2	0:56,836	0:56,027	0:57,610	0:57,236	0:57,341	0:58,228	0:58,300	0:58,226	0:58,195	0:58,438	0:59,189	0:58,637
Lap 3	0:56,848	0:56,276	0:57,248	0:57,601	0:57,256	0:58,112	0:57,157	0:57,618	0:57,655	0:58,399	0:58,374	0:58,125
Lap 4	0:57,018	0:56,469	0:56,882	0:57,156	0:56,981	0:58,154	0:57,349	0:56,889	0:57,557	0:57,854	0:58,590	0:58,384
Lap 5	0:56,687	0:56,188	0:56,290	0:56,714	0:56,993	0:57,256	0:56,984	0:56,901	0:57,400	0:57,124	0:57,728	0:58,466
Lap 6	0:57,179	0:56,608	0:56,575	0:56,778	0:56,600	0:56,656	0:56,967	0:56,647	0:56,714	0:57,232	0:57,767	0:57,507
Lap 7	0:56,137	0:56,435	0:56,763	0:56,683	0:56,745	0:56,396	0:56,497	0:56,719	0:57,694	0:56,782	0:57,009	0:57,473
Lap 8	0:56,033	0:56,384	0:56,095	0:56,516	0:56,504	0:56,198	0:56,893	0:55,935	0:56,543	0:56,556	0:57,221	0:57,237
Lap 9	0:55,545	0:56,864	0:55,995	0:55,915	0:55,847	0:55,659	0:56,047	0:55,867	0:55,912	0:56,644	0:55,684	0:55,891
Lap 10	0:55,254	0:55,508	0:55,591	0:55,825	0:55,409	0:55,200	0:55,732	0:55,204	0:55,281	0:55,775	0:55,859	0:55,887
Lap 11	0:54,620	0:56,305	0:54,748	0:54,476	0:55,130	0:54,717	0:54,791	0:54,625	0:55,511	0:56,087	0:55,097	0:56,179
Lap 12	0:54,826	0:55,204	0:54,598	0:54,510	0:54,930	0:54,080	0:54,083	0:54,346	0:54,030	0:54,888	0:54,525	0:56,218
Lap 13	0:54,248	0:54,265	0:54,069	0:54,248	0:54,597	0:54,080	0:54,722	0:54,141	0:53,426	0:54,914	0:56,370	0:55,501
Lap 14	0:53,630	0:53,897	0:53,530	0:54,119	0:54,118	0:53,808	0:54,309	0:53,560	0:52,967	0:56,274	0:53,905	0:54,814

**DEUTSCHE KART-MEISTERSCHAFT**





**Round 3: 12 - 14 / 07 / 2019**

**ERFTLANDRING KERPEN**

DMSB-RegNr.:168/19

## R 2 DSKM (KZ2) Heat 1 B < > C



Fahrername Driver	Nombiot Jean	Mrosek Michael	Lang Hannah	Almeida Rodrigo	Kácovský Matej	Davies Dylan	Tlustý Alex
schnellste Runde in Runde	0:54,679 Rn. 14	0:53,852 Rn. 14	0:54,961 Rn. 14	0:57,166 Rn. 12	0:56,736 Rn. 12	0:55,987 Rn. 9	1:05,417 Rn. 1
Speed	72,9 km/h	74,0 km/h	72,5 km/h	69,7 km/h	70,2 km/h	71,2 km/h	60,9 km/h
Lap 1	1:03,653	1:01,924	1:04,459	1:03,860	1:02,267	1:00,708	1:05,417
Lap 2	0:59,085	1:04,712	1:01,487	0:59,605	0:58,670	0:57,941	1:06,465
Lap 3	0:59,332	0:59,319	0:59,736	1:07,013	0:58,857	0:57,797	
Lap 4	0:58,529	0:59,395	0:58,769	0:59,418	0:58,302	0:57,441	
Lap 5	0:58,215	0:59,185	0:59,194	0:59,933	0:58,262	0:56,205	
Lap 6	0:57,801	1:01,359	0:59,052	0:59,165	0:57,953	0:56,251	
Lap 7	0:57,335	0:58,819	0:59,288	0:58,199	0:58,162	0:56,577	
Lap 8	0:57,589	0:58,020	0:58,583	0:59,152	0:57,738	0:56,211	
Lap 9	0:57,248	0:57,321	0:57,949	0:57,832	0:58,432	0:55,987	
Lap 10	0:56,630	0:57,009	0:57,023	0:58,319	1:00,297		
Lap 11	0:55,914	0:56,730	0:56,799	0:57,994	0:57,078		
Lap 12	0:55,224	0:55,907	0:56,063	0:57,166	0:56,736		
Lap 13	0:54,799	0:54,985	0:56,089	0:57,191	0:59,169		
Lap 14	0:54,679	0:53,852	0:54,961	0:57,961			

**DEUTSCHE KART-MEISTERSCHAFT**

**Round 3: 12 - 14 / 07 / 2019**

**ERFTLANDRING KERPEN**

**DMSB**





DMSB-RegNr:168/19

**R 2 DS KM (KZ2) Heat 1 B < > C**

Die schnellsten Zeiten

Ort	Nr. Fahrername	Zeit	Streckenl.	Ø Speed
Ziel	217 Karlshøj, Lasse	0:52,967	1107 m	75,2 km/h
Sektion 1	234 Longhi, Riccardo	0:15,793	329 m	75,0 km/h
Sektion 2	217 Karlshøj, Lasse	0:22,345	475 m	76,5 km/h
Sektion 3	208 Mrosek, Michael	0:14,184	303 m	76,9 km/h



	Snr.203 Pex,Stan NLD SP Motorsport		Snr.202 Pex,Jorrit NLD SP Motorsport		Snr.221 Iglesias,Jérémy FRA RS Schumacher Racing Team		Snr.232 Luyet,Jean CHE CRG Holland		Snr.235 Marseglia,Leonardo Giuseppe ITA BIRE ART RACING KSW											
	theoretisch mögliche Bestzeit	Ziel	theoretisch mögliche Bestzeit	Ziel	theoretisch mögliche Bestzeit	Ziel	theoretisch mögliche Bestzeit	Ziel	theoretisch mögliche Bestzeit	Ziel										
best	0:53,630	0:16,037	0:23,228	0:14,333	0:53,897	0:16,170	0:23,072	0:14,422	0:53,530	0:15,948	0:22,901	0:14,405	0:54,119	0:16,007	0:23,342	0:14,369	0:54,118	0:16,051	0:23,646	0:14,416
Runde 1	0:59,213	0:18,976	0:24,773	0:15,464	0:58,468	0:16,387	0:24,239	0:13,003	0:58,416	0:18,060	0:24,667	0:15,689	0:59,102	0:18,430	0:25,165	0:15,507	1:00,233	0:18,847	0:25,583	0:15,803
Runde 2	0:56,836	0:16,441	0:24,895	0:15,500	0:56,027	0:16,387	0:24,298	0:15,342	0:57,610	0:17,056	0:24,962	0:15,592	0:57,236	0:16,723	0:24,901	0:15,612	0:57,341	0:16,684	0:25,055	0:15,602
Runde 3	0:56,848	0:16,382	0:24,829	0:15,637	0:56,276	0:16,420	0:24,531	0:15,325	0:57,248	0:16,842	0:24,799	0:15,607	0:57,601	0:16,887	0:25,155	0:15,559	0:57,256	0:16,772	0:24,960	0:15,524
Runde 4	0:57,018	0:16,529	0:24,831	0:15,658	0:56,469	0:16,415	0:24,560	0:15,494	0:56,882	0:16,577	0:24,655	0:15,650	0:57,156	0:16,799	0:24,941	0:15,416	0:56,981	0:16,719	0:24,834	0:15,428
Runde 5	0:56,687	0:16,399	0:24,889	0:15,399	0:56,188	0:16,439	0:24,494	0:15,255	0:56,290	0:16,205	0:24,597	0:15,488	0:56,714	0:16,521	0:24,830	0:15,363	0:56,993	0:16,603	0:24,911	0:15,479
Runde 6	0:57,179	0:16,325	0:25,303	0:15,551	0:56,608	0:16,599	0:24,538	0:15,471	0:56,575	0:16,310	0:24,834	0:15,431	0:56,778	0:16,632	0:24,639	0:15,507	0:56,600	0:16,467	0:24,617	0:15,516
Runde 7	0:56,137	0:16,322	0:24,524	0:15,291	0:56,435	0:16,369	0:24,648	0:15,418	0:56,763	0:16,638	0:24,901	0:15,224	0:56,683	0:16,422	0:24,742	0:15,519	0:56,745	0:16,365	0:24,810	0:15,570
Runde 8	0:56,083	0:16,316	0:24,637	0:15,080	0:56,384	0:16,722	0:24,450	0:15,212	0:56,095	0:16,275	0:24,535	0:15,285	0:56,516	0:16,429	0:24,731	0:15,356	0:56,504	0:16,360	0:24,797	0:15,347
Runde 9	0:55,545	0:16,160	0:24,525	0:14,860	0:56,864	0:16,521	0:24,748	0:15,595	0:55,995	0:16,378	0:24,445	0:15,172	0:55,915	0:16,627	0:24,404	0:14,884	0:55,847	0:16,406	0:24,478	0:14,963
Runde 10	0:55,254	0:16,314	0:24,301	0:14,639	0:55,508	0:16,346	0:24,269	0:14,893	0:55,591	0:16,341	0:24,239	0:15,011	0:55,825	0:16,429	0:24,315	0:15,081	0:55,409	0:16,299	0:24,336	0:14,774
Runde 11	0:54,620	0:16,292	0:23,877	0:14,451	0:56,305	0:16,576	0:24,046	0:15,683	0:54,748	0:16,291	0:23,910	0:14,547	0:54,476	0:16,007	0:23,946	0:14,523	0:55,130	0:16,276	0:24,169	0:14,685
Runde 12	0:54,826	0:16,477	0:23,763	0:14,586	0:55,204	0:16,996	0:23,703	0:14,505	0:54,598	0:16,338	0:23,775	0:14,485	0:54,510	0:16,299	0:23,842	0:14,369	0:54,930	0:16,286	0:24,033	0:14,611
Runde 13	0:54,248	0:16,292	0:23,623	0:14,333	0:54,265	0:16,191	0:23,652	0:14,422	0:54,069	0:16,221	0:23,443	0:14,405	0:54,248	0:16,178	0:23,384	0:14,686	0:54,597	0:16,311	0:23,646	0:14,640
Runde 14	0:53,630	0:16,037	0:23,228	0:14,365	0:53,897	0:16,170	0:23,072	0:14,655	0:53,530	0:15,948	0:22,901	0:14,681	0:54,119	0:16,246	0:23,342	0:14,531	0:54,118	0:16,051	0:23,651	0:14,416

**DEUTSCHE KART-MEISTERSCHAFT**

**Round 3: 12 - 14 / 07 / 2019**

**ERFTLANDRING KERPEN**

DMSB-RegNr:168/19





**R 2 DSKM (KZ2) Heat 1 B < > C**

Die schnellsten Zeiten

Ort	Nr. Fahrername	Zeit	Streckenl.	Ø Speed
Ziel	217 Karshøj, Lasse	0:52,967	1107 m	75,2 km/h
Sektion 1	234 Longhi, Riccardo	0:15,793	329 m	75,0 km/h
Sektion 2	217 Karshøj, Lasse	0:22,345	475 m	76,5 km/h
Sektion 3	208 Mrosek, Michael	0:14,184	303 m	76,9 km/h

	Smr.227 Horn,Moritz DEU CPB SPORT			Smr.222 Paul,Maximilian DEU DR SRL			Smr.234 Longhi,Riccardo ITA BIREL ART RACING KSW			Smr.217 Karshøj,Lasse DNK LE Racing Eddie Le Fevre			Smr.277 Javurek,Dominik CZE JOKA RACING							
	theoretisch mögliche Bestzeit	Ziel	Sektion 3	theoretisch mögliche Bestzeit	Ziel	Sektion 3	theoretisch mögliche Bestzeit	Ziel	Sektion 3	theoretisch mögliche Bestzeit	Ziel	Sektion 3	theoretisch mögliche Bestzeit	Ziel	Sektion 3					
best	0:53,808	0:16,183	0:23,222	0:14,334	0:54,083	0:16,186	0:23,003	0:14,255	0:53,560	0:15,793	0:23,197	0:14,485	0:52,967	0:16,284	0:22,345	0:14,249	0:54,888	0:16,297	0:23,927	0:14,497
Runde 1	1:00,706	0:18,931	0:25,733	0:16,042	1:00,366	0:18,681	0:25,971	0:15,714	1:04,578	0:21,648	0:27,363	0:15,567	1:01,571	0:19,195	0:26,345	0:16,031	1:00,095	0:18,440	0:26,081	0:15,574
Runde 2	0:58,228	0:16,838	0:25,588	0:15,802	0:58,300	0:17,160	0:25,557	0:15,583	0:58,226	0:17,112	0:25,503	0:15,611	0:58,195	0:17,167	0:25,068	0:15,960	0:58,438	0:17,299	0:25,271	0:15,868
Runde 3	0:58,112	0:16,836	0:25,569	0:15,707	0:57,157	0:16,708	0:24,946	0:15,503	0:57,618	0:16,444	0:25,346	0:15,828	0:57,655	0:16,603	0:25,237	0:15,815	0:58,399	0:16,913	0:25,641	0:15,845
Runde 4	0:58,154	0:16,530	0:25,805	0:15,819	0:57,349	0:16,841	0:25,059	0:15,449	0:56,889	0:16,420	0:24,699	0:15,770	0:57,557	0:16,888	0:25,188	0:15,531	0:57,854	0:16,789	0:25,366	0:15,699
Runde 5	0:57,256	0:16,608	0:25,071	0:15,577	0:56,984	0:16,641	0:24,908	0:15,435	0:56,901	0:16,682	0:24,751	0:15,468	0:57,400	0:16,774	0:25,150	0:15,476	0:57,124	0:16,666	0:24,871	0:15,587
Runde 6	0:56,656	0:16,506	0:24,799	0:15,351	0:56,967	0:16,605	0:24,881	0:15,481	0:56,647	0:16,695	0:24,585	0:15,367	0:56,714	0:16,539	0:24,509	0:15,666	0:57,232	0:16,787	0:25,149	0:15,296
Runde 7	0:56,396	0:16,545	0:24,662	0:15,189	0:56,497	0:16,455	0:24,628	0:15,414	0:56,719	0:16,800	0:24,463	0:15,456	0:57,694	0:17,364	0:24,865	0:15,465	0:56,782	0:16,543	0:25,078	0:15,161
Runde 8	0:56,198	0:16,555	0:24,570	0:15,073	0:56,893	0:16,878	0:24,794	0:15,221	0:55,935	0:15,930	0:24,815	0:15,190	0:56,543	0:16,965	0:24,423	0:15,155	0:56,556	0:16,471	0:24,818	0:15,267
Runde 9	0:55,659	0:16,504	0:24,340	0:14,815	0:56,047	0:16,358	0:24,396	0:15,293	0:55,867	0:16,474	0:24,254	0:15,139	0:55,912	0:16,630	0:24,176	0:15,106	0:56,644	0:16,849	0:24,752	0:15,043
Runde 10	0:55,200	0:16,302	0:24,152	0:14,746	0:55,732	0:16,541	0:24,195	0:14,996	0:55,204	0:16,735	0:24,044	0:14,925	0:55,281	0:16,737	0:23,849	0:14,695	0:55,775	0:16,297	0:24,689	0:14,789
Runde 11	0:54,717	0:16,354	0:23,893	0:14,470	0:54,791	0:16,294	0:23,871	0:14,626	0:54,625	0:16,038	0:23,805	0:14,782	0:55,511	0:16,495	0:24,252	0:14,764	0:56,087	0:16,496	0:24,567	0:15,024
Runde 12	0:54,080	0:16,183	0:23,563	0:14,334	0:54,083	0:16,186	0:23,642	0:14,255	0:54,346	0:16,151	0:23,710	0:14,485	0:54,030	0:16,344	0:23,268	0:14,418	0:54,888	0:16,464	0:23,927	0:14,497
Runde 13	0:54,080	0:16,348	0:23,284	0:14,448	0:54,722	0:16,348	0:23,228	0:15,146	0:54,141	0:15,984	0:23,544	0:14,613	0:53,426	0:16,284	0:22,893	0:14,249	0:54,914	0:16,417	0:23,979	0:14,518
Runde 14	0:53,808	0:16,204	0:23,222	0:14,382	0:54,309	0:16,266	0:23,003	0:15,040	0:53,560	0:15,793	0:23,197	0:14,570	0:52,967	0:16,323	0:22,345	0:14,299	0:56,274	0:16,748	0:24,270	0:15,256




**DEUTSCHE KART-MEISTERSCHAFT**

**Round 3: 12 - 14 / 07 / 2019**

**ERFTLANDRING KERPEN**



DMSB-RegNr:168/19





**R 2 DS KM (KZ2) Heat 1 B < > C**

Die schnellsten Zeiten

Ort	Nr. Fahrername	Streckentl.	Zeit	Ø Speed
Ziel	217 Karlshoj, Lasse	1107 m	0:52,967	75,2 km/h
Sektion 1	234 Longhi, Riccardo	329 m	0:15,793	75,0 km/h
Sektion 2	217 Karlshoj, Lasse	475 m	0:22,345	76,5 km/h
Sektion 3	208 Mrosek, Michael	303 m	0:14,184	76,9 km/h

	Smr.225 Talas, Jakob CZE JOKA RACING	Smr.233 Luyet, Samuel CHE CRG Holland	Smr.209 Nombrot, Jean FRA CPB SPORT	Smr.208 Mrosek, Michael DEU Team AK-Racing	Smr.236 Lang, Hannah GBR MK Racing
	theoretisch mögliche Bestzeit 0:53,547	theoretisch mögliche Bestzeit 0:54,713	theoretisch mögliche Bestzeit 0:54,662	theoretisch mögliche Bestzeit 0:53,852	theoretisch mögliche Bestzeit 0:54,961
best	Ziel Sektion 1 Sektion 2 Sektion 3 0:53,905 0:16,129 0:22,985 0:14,433	Ziel Sektion 1 Sektion 2 Sektion 3 0:54,814 0:16,254 0:24,027 0:14,432	Ziel Sektion 1 Sektion 2 Sektion 3 0:54,679 0:16,180 0:23,666 0:14,816	Ziel Sektion 1 Sektion 2 Sektion 3 0:53,852 0:16,582 0:23,086 0:14,184	Ziel Sektion 1 Sektion 2 Sektion 3 0:54,961 0:16,512 0:23,613 0:14,836
Runde 1	1:01,903 0:19,471 0:26,118 0:16,314	1:00,817 0:18,768 0:26,093 0:15,956	1:03,653 0:20,919 0:26,890 0:15,844	1:01,924 0:18,964 0:26,313 0:16,647	1:04,459 0:19,656 0:27,865 0:16,938
Runde 2	0:59,189 0:17,113 0:25,662 0:16,414	0:58,637 0:17,534 0:25,273 0:15,830	0:59,085 0:17,241 0:26,005 0:15,839	1:04,712 0:21,711 0:27,047 0:15,954	1:01,487 0:18,201 0:27,286 0:16,000
Runde 3	0:58,374 0:17,071 0:25,552 0:15,751	0:58,125 0:16,781 0:25,567 0:15,777	0:59,332 0:17,493 0:25,707 0:16,132	0:59,319 0:17,362 0:25,984 0:15,973	0:59,736 0:17,522 0:25,981 0:16,233
Runde 4	0:58,590 0:17,463 0:25,372 0:15,755	0:58,384 0:16,953 0:25,846 0:15,585	0:58,529 0:17,022 0:25,454 0:16,053	0:59,395 0:17,515 0:25,795 0:16,085	0:58,769 0:17,105 0:25,731 0:15,933
Runde 5	0:57,728 0:16,928 0:25,160 0:15,640	0:58,466 0:17,232 0:25,631 0:15,603	0:58,215 0:16,868 0:25,423 0:15,924	0:59,185 0:17,399 0:25,725 0:16,061	0:59,194 0:17,283 0:26,083 0:15,828
Runde 6	0:57,767 0:16,712 0:25,437 0:15,618	0:57,507 0:16,566 0:25,020 0:15,921	0:57,801 0:16,840 0:25,248 0:15,713	1:01,359 0:17,497 0:25,789 0:18,073	0:59,052 0:17,379 0:25,838 0:15,835
Runde 7	0:57,009 0:16,697 0:25,031 0:15,281	0:57,473 0:16,860 0:25,165 0:15,448	0:57,335 0:16,575 0:25,191 0:15,569	0:58,819 0:17,508 0:25,341 0:15,970	0:59,288 0:17,483 0:25,626 0:16,179
Runde 8	0:57,221 0:16,444 0:25,345 0:15,432	0:57,237 0:16,769 0:25,124 0:15,344	0:57,589 0:16,906 0:24,888 0:15,795	0:58,020 0:17,085 0:25,521 0:15,414	0:58,583 0:17,376 0:25,556 0:15,651
Runde 9	0:55,684 0:16,201 0:24,383 0:15,100	0:55,891 0:16,254 0:24,723 0:14,914	0:57,248 0:16,780 0:25,038 0:15,430	0:57,321 0:17,039 0:24,781 0:15,501	0:57,849 0:16,835 0:25,344 0:15,670
Runde 10	0:55,859 0:17,147 0:24,183 0:14,529	0:55,887 0:16,652 0:24,320 0:14,915	0:56,630 0:16,714 0:24,675 0:15,241	0:57,009 0:16,920 0:24,984 0:15,105	0:57,023 0:17,040 0:24,780 0:15,203
Runde 11	0:55,097 0:16,468 0:23,896 0:14,733	0:56,179 0:16,685 0:24,879 0:14,615	0:55,914 0:16,432 0:24,396 0:15,086	0:56,730 0:17,026 0:24,461 0:15,243	0:56,799 0:16,726 0:25,014 0:15,059
Runde 12	0:54,525 0:16,173 0:23,919 0:14,433	0:56,218 0:16,657 0:24,366 0:15,195	0:55,224 0:16,397 0:23,943 0:14,884	0:55,907 0:16,744 0:24,254 0:14,909	0:56,063 0:16,670 0:24,378 0:15,015
Runde 13	0:56,370 0:16,168 0:23,471 0:16,731	0:55,501 0:16,425 0:24,147 0:14,929	0:54,799 0:16,182 0:23,801 0:14,816	0:54,985 0:16,776 0:23,327 0:14,882	0:56,089 0:17,035 0:24,054 0:15,000
Runde 14	0:53,905 0:16,129 0:22,985 0:14,791	0:54,814 0:16,355 0:24,027 0:14,432	0:54,679 0:16,180 0:23,666 0:14,833	0:53,852 0:16,582 0:23,086 0:14,184	0:54,961 0:16,512 0:23,613 0:14,836





**DEUTSCHE KART-MEISTERSCHAFT**

**Round 3: 12 - 14 / 07 / 2019**

**ERFTLANDRING KERPEN**

DMSB-RegNr:168/19

**R 2 DSKM (KZ2) Heat 1 B < > C**

Die schnellsten Zeiten

Ort	Nr. Fahrername	Zeit	Streckenl.	Ø Speed
Ziel	217 Karlshøj, Lasse	0:52,967	1107 m	75,2 km/h
Sektion 1	234 Longhi, Riccardo	0:15,793	329 m	75,0 km/h
Sektion 2	217 Karlshøj, Lasse	0:22,345	475 m	76,5 km/h
Sektion 3	208 Mrosek, Michael	0:14,184	303 m	76,9 km/h

	Smr.224 Almeida,Rodrigo MOZ DR SRL	Smr.262 Kátrovský,Marej CZE Kart Republic CZ	Smr.223 Davies,Dylan NLD DR SRL	Smr.261 Tlustý,Alex CZE Jiri Tlusty	Ziel
best	theoretisch mögliche Bestzeit 0:56,837 Ziel Sektion 1 Sektion 2 Sektion 3 0:57,166 0:16,696 0:24,692 0:15,449	theoretisch mögliche Bestzeit 0:56,608 Ziel Sektion 1 Sektion 2 Sektion 3 0:56,736 0:16,669 0:24,937 0:15,002	theoretisch mögliche Bestzeit 0:55,610 Ziel Sektion 1 Sektion 2 Sektion 3 0:55,987 0:16,185 0:24,240 0:15,185	theoretisch mögliche Bestzeit 1:02,620 Ziel Sektion 1 Sektion 2 Sektion 3 1:05,417 0:17,826 0:27,597 0:17,197	Ziel Sektion 1 Sektion 2 Sektion 3
Runde 1	1:03,860 0:19,532 0:27,897 0:16,431	1:02,267 0:19,391 0:26,769 0:16,107	1:00,708 0:18,796 0:26,120 0:15,792	1:05,417 0:19,533 0:28,687 0:17,197	
Runde 2	0:59,605 0:17,472 0:26,238 0:15,895	0:58,670 0:17,298 0:25,680 0:15,692	0:57,941 0:16,736 0:25,310 0:15,895	1:06,465 0:17,826 0:28,175 0:20,464	
Runde 3	1:07,013 0:23,519 0:27,327 0:16,167	0:58,857 0:16,840 0:25,771 0:16,246	0:57,797 0:16,741 0:25,383 0:15,673	0:18,590 0:27,597	
Runde 4	0:59,418 0:17,084 0:25,941 0:16,393	0:58,302 0:16,799 0:25,821 0:15,682	0:57,441 0:16,632 0:25,293 0:15,516		
Runde 5	0:59,933 0:17,607 0:26,198 0:16,128	0:58,262 0:16,919 0:25,707 0:15,636	0:56,205 0:16,364 0:24,401 0:15,440		
Runde 6	0:59,165 0:17,090 0:25,719 0:16,356	0:57,953 0:16,998 0:25,215 0:15,740	0:56,251 0:16,253 0:24,515 0:15,483		
Runde 7	0:58,199 0:16,838 0:25,602 0:15,759	0:58,162 0:17,228 0:25,284 0:15,650	0:56,577 0:16,439 0:24,719 0:15,419		
Runde 8	0:59,152 0:16,990 0:25,741 0:16,421	0:57,738 0:16,930 0:25,416 0:15,392	0:56,211 0:16,240 0:24,592 0:15,379		
Runde 9	0:57,832 0:17,120 0:25,085 0:15,627	0:58,432 0:17,077 0:25,705 0:15,650	0:55,987 0:16,185 0:24,617 0:15,185		
Runde 10	0:58,319 0:17,219 0:25,504 0:15,596	1:00,297 0:19,676 0:25,441 0:15,180	0:16,422 0:24,240		
Runde 11	0:57,994 0:17,144 0:25,389 0:15,461	0:57,078 0:16,784 0:25,292 0:15,002			
Runde 12	0:57,166 0:16,795 0:24,799 0:15,572	0:56,736 0:16,669 0:24,937 0:15,130			
Runde 13	0:57,191 0:16,696 0:24,692 0:15,803	0:59,169 0:16,980 0:26,420 0:15,769			
Runde 14	0:57,961 0:17,309 0:25,203 0:15,449	0:23,589			






**DEUTSCHE KART-MEISTERSCHAFT**

**Round 3: 12 - 14 / 07 / 2019**

**ERFTLANDRING KERPEN**

**DMSB**

DMSB-RegNr:168/19

## Groups DSKM (KZZ)

## Group A

Pos.	Stnr No.	Fahrer Driver	Nation	Bewerber Sponsor	Nation
1	201	FEDERER, Fabian	ITA	SRP Racing Team	DEU
4	210	DENNER, Emilien	FRA	CPB SPORT	FRA
7	215	MATSIĆ, André	DEU	Solgat Motorsport	DEU
10	213	LUNDBERG, Douglas	SWE	Bamberger Karttracing	DEU
13	231	MILLELL, Noah	SWE	JP RACING	SWE
16	212	RATL, Cyril	CHE	Kart-Club Oerlikon	CHE
19	220	TUBBEN, Max	NLD	CRG Holland	NLD
22	207	GUSTAVSSON, Viktor	SWE	JP RACING	SWE
25	219	SJÖBERG, Jesper	SWE	CRG Holland	NLD
28	218	JOHANSSON, Andreas	SWE	CRG Holland	NLD
31	204	SCHMITZ, Alexander	DEU	Renda Motorsport	ITA

## Group B

Pos.	Stnr No.	Fahrer Driver	Nation	Bewerber Sponsor	Nation
2	202	PEX, Jorrit	NLD	SP Motorsport	NLD
5	235	MARSEGUA, Leonardo Giuseppe	ITA	BIREL ART RACING KSW	AUT
8	234	LONGHI, Riccardo	ITA	BIREL ART RACING KSW	AUT
11	227	HORN, Moritz	DEU	CPB SPORT	FRA
14	262	KÁCOVSKÝ, Matej	CZE	Kart Republic CZ	CZE
17	223	DAVIES, Dylan	NLD	DR SRL	ITA
20	277	JAVUREK, Dominik	CZE	JOKA RACING	CZE
23	208	MROSEK, Michael	DEU	Team AK-Racing	AUT
26	217	KARLSHÖJ, Lasse	DNK	LE Racing Eddie Le Fevre	DNK
29	224	ALMEIDA, Rodrigo	MOZ	DR SRL	ITA

## Group C

Pos.	Stnr No.	Fahrer Driver	Nation	Bewerber Sponsor	Nation
3	203	PEX, Stan	NLD	SP Motorsport	NLD
6	221	IGLESIAS, Jérémy	FRA	RS Schumacher Racing Team	DEU
9	232	LUYET, Jean	CHE	CRG Holland	NLD
12	222	PAUL, Maximilian	DEU	DR SRL	ITA
15	225	TALAS, Jakob	CZE	JOKA RACING	CZE
18	209	NOMBLOT, Jean	FRA	CPB SPORT	FRA
21	216	TORNOVST PERSSON, Benjamin	SWE	CRG Holland	NLD
24	233	LUYET, Samuel	CHE	CRG Holland	NLD
27	261	TLUSTÝ, Alex	CZE	Jiri Tlustý	CZE
30	236	LANG, Hannah	GBR	MK Racing	GBR

Rennleitung: Volker Ehekircher / Raceirektor: Horst Seide  
 Sportkommissare: Yasin Özer / Tobias Amann / Peter Brings / Florian Koziol  
 Techn. Kommissare: Hans-Jürgen Dangers / M. Grosshoff / C. Schmidt / J.Lawinger / D.Pietzko / H.-W. Schäfer / K.L. Rusczyński / A.Sengpiet  
 Zeitnahme: KART-DATA timing service / Franz Schiesler / Manuela Hintze

### Ranking Qualifying Practice DSKM (KZ2)

Strecke / track: 1107m  
 started: 31 classified: 31 not classified: 0

Pos	Str. Nr.	Fahrer / Driver	Nation	Bewerber / Sponsor	Nation	Lizenz / Lizenz	Chassis / Motor / Reifen	Rn. Laps	schnellste Zeit / fastest Lap	Abstand / Gap	Lauf Heat	Rn. Lp	Zeit / Time
1	201	FEDERER, Fabian	ITA	SRP Racing Team	DEU	353643 KBF1156791	Maranello / TM / Vega	5	0:41,621		1	5	0:41,621
2	202	PEX, Jorrit	NLD	SP Motorsport	NLD	27382 47253	Kart Republic / TM / Vega	5	0:41,695	0:00,074	2	5	0:41,695
3	203	PEX, Stan	NLD	SP Motorsport	NLD	31772 47253	Kart Republic / TM / Vega	5	0:41,759	0:00,064	2	5	0:41,759
4	210	DENNER, Emilien	FRA	CPB SPORT	FRA	141283E1 232241	SODI / TM / Vega	6	0:41,831	0:00,072	2	6	0:41,831
5	235	MARSEGLIA, Leonardo Giuseppe	ITA	BIREL ART RACING KSW	AUT	336013 BK102	Birel Art / TM / Vega	5	0:41,898	0:00,067	2	5	0:41,898
6	221	IGLESIAS, Jérémy	FRA	RS Schumacher Racing Team	DEU	187987 KBF1067587	IPK Praga / IAME / Vega	6	0:41,938	0:00,040	1	6	0:41,938
7	215	MATISIC, André	DEU	Salgat Motorsport	DEU	KBF1079882 296344	Birel Art / TM / Vega	7	0:41,946	0:00,008	2	7	0:41,946
8	234	LONGHI, Riccardo	ITA	BIREL ART RACING KSW	AUT	BK102 505028	Birel Art / TM / Vega	6	0:42,019	0:00,073	1	6	0:42,019
9	232	LUYET, Jean	CHE	CRG Holland	NLD	15521 19910917405	CRG / TM / Vega	7	0:42,028	0:00,009	1	7	0:42,028
10	213	LUNDBERG, Douglas	SWE	Bamberger Karttracing	DEU	KBF1197896 19910917405	Luxor / TM / Vega	6	0:42,029	0:00,001	2	6	0:42,029
11	227	HORN, Moritz	DEU	CPB SPORT	FRA	232241 IKB1132818	SODI / TM / Vega	6	0:42,085	0:00,056	1	6	0:42,085
12	222	PAUL, Maximilian	DEU	DR SRL	ITA	IKB1140086 296449	DR / Modena / Vega	6	0:42,088	0:00,003	1	6	0:42,088
13	231	MILELL, Noah	SWE	JP RACING	SWE	20000728671 105	Exprit / Vortex / Vega	7	0:42,173	0:00,085	2	7	0:42,173
14	262	KÁCOVSKÝ, Matej	CZE	Kart Republic CZ	CZE	19AS0692 498	Kart Republic / IAME / Vega	7	0:42,210	0:00,037	2	7	0:42,210
15	225	TALAS, Jakub	CZE	JOKA RACING	CZE	19AS0135 19AT01111	Birel Art / TM / Vega	6	0:42,277	0:00,067	1	6	0:42,277
16	212	RATL, Cyril	CHE	Kart-Club Oerlikon	CHE	505053 500006	CRG / TM / Vega	6	0:42,278	0:00,001	2	6	0:42,278
17	223	DAVIES, Dylan	NLD	DR SRL	ITA	19701 296449	DR / Modena / Vega	6	0:42,293	0:00,015	1	6	0:42,293
18	209	NOMBLOT, Jean	FRA	CPB SPORT	FRA	119783 232241	SODI / TM / Vega	5	0:42,298	0:00,005	2	5	0:42,298
19	220	TUBBEN, Max	NLD	CRG Holland	NLD	33495 15521	CRG / TM / Vega	5	0:42,302	0:00,004	2	5	0:42,302
20	277	JAVUREK, Dominik	CZE	JOKA RACING	CZE	19AS0193 19AT01111	Birel Art / TM / Vega	6	0:42,324	0:00,022	1	6	0:42,324
21	216	TORNQVIST PERSSON, Benjamin	SWE	CRG Holland	NLD	19981031459 15521	CRG / TM / Vega	5	0:42,370	0:00,046	2	5	0:42,370
22	207	GUSTAVSSON, Viktor	SWE	JP RACING	SWE	20040401015 105	Exprit / Vortex / Vega	6	0:42,500	0:00,130	1	6	0:42,500
23	208	MROSEK, Michael	DEU	Team AK-Racing	AUT	IKC1131164 BK005	Intrepid / TM / Vega	7	0:42,506	0:00,006	1	7	0:42,506
24	233	LUYET, Samuel	CHE	CRG Holland	NLD	505064 15521	CRG / TM / Vega	7	0:42,538	0:00,032	2	7	0:42,538
25	219	SJÖBERG, Jesper	SWE	CRG Holland	NLD	19991002005 15521	CRG / TM / Vega	6	0:42,732	0:00,194	1	6	0:42,732
26	217	KARLSHØJ, Lasse	DNK	LE Racing Eddie Le Fèvre	DNK	40346 39981	Kosmic / Vortex / Vega	5	0:42,756	0:00,024	2	5	0:42,756
27	261	TLUSTÝ, Alex	CZE	Jiri Tlustý	CZE	19AS0064 19AT00151	Birel Art / TM / Vega	6	0:42,842	0:00,086	1	6	0:42,842
28	218	JOHANSSON, Andreas	SWE	CRG Holland	NLD	19990722587 15521	CRG / TM / Vega	6	0:43,009	0:00,167	1	6	0:43,009
29	224	ALMEIDA, Rodrigo	MOZ	DR SRL	ITA	010 296449	DR / Modena / Vega	6	0:43,190	0:00,181	1	6	0:43,190
30	236	LANG, Hannah	GBR	MK Racing	GBR	212874 273486	Tony Kart / Vortex / Vega	6	0:46,219	0:03,029	2	6	0:46,219
31	204	SCHMITZ, Alexander	DEU	Renda Motorsport	ITA	IKA120614 322880	Tony Kart / Vortex / Vega	3	0:47,169	0:00,950	1	3	0:47,169

Rennleitung: Volker Ekehricher Racedirektor: Horst Seidel

Sportkommissare: Yasin Özer / Tobias Amann / Peter Brings / Florian Koziol

Techn. Kommissare: Hans-Jürgen Dangers / M. Grasshoff / C. Schmidt / J. Lawinger / D. Pietzko / H.-W. Schäfer / K.L. Ruszczynski / A. Sengpiel

Zeitmahme: KART-DATA timing service Franz Schieszler / Manuela Hintner

### Qualifying practice DSKM (KZ2) Group 2

Strecke / track: 1107m  
 started: 15 classified: 15 not classified: 0





Pos	Str. Nr.	Fahrer Driver	Nation	Bewerber / Sponsor	Nation	Lizenz R-Lizenz	Chassis / Motor / Reifen	Runden Laps	Differenz	Abstand Gap	beste Runde best Lap	in R. in L.	Geschw. Speed
1	202	PEX, Jorrit	NLD	SP Motorsport	NLD	27382 47253	Kart Republic / TM / Vega	5			0:41,695	5	95,6 km/h
2	203	PEX, Stan	NLD	SP Motorsport	NLD	31772 47253	Kart Republic / TM / Vega	5	0:00,064	0:00,064	0:41,759	5	95,4 km/h
3	210	DENNER, Emilien	FRA	CPB SPORT	FRA	141283E1 232241	SODI / TM / Vega	6	0:00,136	0:00,072	0:41,831	6	95,3 km/h
4	235	MARSEGLIA, Leonardo Gi	ITA	BIREL ART RACING KSW	AUT	336013 BK102	Birel Art / TM / Vega	5	0:00,203	0:00,067	0:41,898	5	95,1 km/h
5	215	MATISIC, André	DEU	Solgat Motorsport	DEU	IKB1083048 KBF1079882	Birel Art / TM / Vega	7	0:00,251	0:00,048	0:41,946	6	95,0 km/h
6	213	LUNDBERG, Douglas	SWE	Bamberger Karttracing	DEU	199109174053 KBF1197896	Luxor / TM / Vega	6	0:00,334	0:00,083	0:42,029	6	94,8 km/h
7	231	MILELL, Noah	SWE	JP RACING	SWE	200007286719 105	Exprit / Vortex / Vega	7	0:00,478	0:00,144	0:42,173	5	94,5 km/h
8	262	KÁCOVSKÝ, Matej	CZE	Kart Republic CZ	CZE	19AS0692 498	Kart Republic / IAME / Vega	7	0:00,515	0:00,037	0:42,210	6	94,4 km/h
9	212	RATL, Cyril	CHE	Kart-Club Oerlikon	CHE	505053 500006	CRG / TM / Vega	6	0:00,583	0:00,068	0:42,278	5	94,3 km/h
10	209	NOMBLLOT, Jean	FRA	CPB SPORT	FRA	119783 232241	SODI / TM / Vega	5	0:00,603	0:00,020	0:42,298	4	94,2 km/h
11	220	TUBBEN, Max	NLD	CRG Holland	NLD	33495 15521	CRG / TM / Vega	5	0:00,607	0:00,004	0:42,302	5	94,2 km/h
12	216	TORNQVIST PERSSON, Be	SWE	CRG Holland	NLD	199810314592 15521	CRG / TM / Vega	5	0:00,675	0:00,068	0:42,370	5	94,1 km/h
13	233	LUYET, Samuel	CHE	CRG Holland	NLD	505064 15521	CRG / TM / Vega	7	0:00,843	0:00,168	0:42,538	7	93,7 km/h
14	217	KARLSHØJ, Lasse	DNK	LE Racing Eddie Le Fevre	DNK	40346 39981	Kosmic / Vortex / Vega	5	0:01,061	0:00,218	0:42,756	4	93,2 km/h
15	236	LANG, Hannah	GBR	MK Racing	GBR	212874 273486	Tony Kart / Vortex / Vega	6	0:04,524	0:03,463	0:46,219	6	86,2 km/h

Rennleitung: Volker Ehekircher Racedirektor: Horst Seidel

Sportkommissare: Yasin Özer / Tobias Amann / Peter Brings / Florian Koziol

Techn. Kommissare: Hans-Jürgen Dangers / M. Grasshoff / C. Schmidt / J. Lawinger / D. Pietzko / H.-W. Schäfer / K.L. Ruszczyński / A. Sengpiel

Zeitnahme: KART-DATA timing service Franz Schiesler / Manuela Hintner

**DEUTSCHE KART-MEISTERSCHAFT**

**Round 3: 12 - 14 / 07 / 2019**

**ERFTLANDRING KERPEN**






**DMSB**

DMSB-RegNr.:168/19

## Qualifying practice DSKM (KZ2) Group 2

Fahremame Driver	Pex Jorrit	Pex Stan	Denner Emilien	Leonardo Giuseppe	Matic André	Lundberg Douglas	Milell Noah	Káčovský Matej	Ratl Cyril	Nomblot Jean	Tubben Max	Persson Benjamin
schleunigste Runde in Runde	0:41,695 Rn. 5	0:41,759 Rn. 5	0:41,831 Rn. 6	0:41,898 Rn. 5	0:41,946 Rn. 6	0:42,029 Rn. 6	0:42,173 Rn. 5	0:42,210 Rn. 6	0:42,278 Rn. 5	0:42,298 Rn. 4	0:42,302 Rn. 5	0:42,370 Rn. 5
Speed	95,6 km/h	95,4 km/h	95,3 km/h	95,1 km/h	95,0 km/h	94,8 km/h	94,5 km/h	94,4 km/h	94,3 km/h	94,2 km/h	94,2 km/h	94,1 km/h
Lap 1	0:59,224	1:03,884	1:13,941	1:08,826	0:59,270	1:22,042	0:57,429	0:58,527	1:00,805	1:01,311	0:59,756	1:03,773
Lap 2	0:45,169	0:48,576	0:53,734	0:49,277	0:47,827	0:55,221	0:43,906	0:47,945	0:45,584	0:45,146	0:44,462	0:48,615
Lap 3	0:42,478	0:42,986	0:44,321	0:42,649	0:42,698	0:42,829	0:45,707	0:42,966	0:42,764	0:42,563	0:42,725	0:43,072
Lap 4	0:41,908	0:42,410	0:42,191	0:42,862	0:42,282	0:42,257	0:43,180	0:42,512	0:42,398	0:42,298	0:42,496	0:42,569
Lap 5	0:41,695	0:41,759	0:41,921	0:41,898	0:42,522	0:42,070	0:42,173	0:42,595	0:42,278	0:43,175	0:42,302	0:42,370
Lap 6			0:41,831		0:41,946	0:42,029	0:42,869	0:42,210	0:42,563			
Lap 7					0:42,071	0:42,293	0:42,293	0:42,471				











**DEUTSCHE KART-MEISTERSCHAFT**

**Round 3: 12 - 14 / 07 / 2019**

**ERFTLANDRING KERPEN**


**DMSB**

DMSB-RegNr.:168/19

## Qualifying practice DSKM (KZ2) Group 2






Fahrername Driver	Luyet Samuel	Karlishøj Lasse	Lang Hannah
schnellste Runde in Runde	0:42,538 Rn. 7	0:42,756 Rn. 4	0:46,219 Rn. 6
Speed	93,7 km/h	93,2 km/h	86,2 km/h
Lap 1	1:17,402	1:13,216	1:06,841
Lap 2	0:49,142	0:46,081	0:49,042
Lap 3	0:45,434	0:43,151	0:48,719
Lap 4	0:46,525	0:42,756	0:47,089
Lap 5	0:42,792	0:43,353	0:50,016
Lap 6	0:42,743		0:46,219
Lap 7	0:42,538		



DMSB-RegNr:168/19

## Qualifying practice DSKM (K22) Group 2

Ziel		Sektion 1		Sektion 2		Sektion 3	
Fahrername	Zeit	Fahrername	Zeit	Fahrername	Zeit	Fahrername	Zeit
1 202 Pex,Jorrit	0:41,695	202 Pex,Jorrit	0:12,039	202 Pex,Jorrit	0:18,525	213 Lundberg,Douglas	0:11,057
2 203 Pex,Stan	0:41,759	203 Pex,Stan	0:12,047	210 Denner,Emilien	0:18,538	235 Marssegia,Leonardo Gius	0:11,104
3 210 Denner,Emilien	0:41,831	235 Marssegia,Leonardo Gius	0:12,059	203 Pex,Stan	0:18,582	203 Pex,Stan	0:11,126
4 235 Marssegia,Leonardo Gius	0:41,898	231 Milell,Noah	0:12,072	213 Lundberg,Douglas	0:18,623	210 Denner,Emilien	0:11,126
5 215 Maticic,André	0:41,946	215 Maticic,André	0:12,100	215 Maticic,André	0:18,664	202 Pex,Jorrit	0:11,131
6 213 Lundberg,Douglas	0:42,029	210 Denner,Emilien	0:12,140	231 Milell,Noah	0:18,713	215 Maticic,André	0:11,146
7 231 Milell,Noah	0:42,173	262 Kácovský,Matej	0:12,176	235 Marssegia,Leonardo Gius	0:18,716	231 Milell,Noah	0:11,163
8 262 Kácovský,Matej	0:42,210	213 Lundberg,Douglas	0:12,192	262 Kácovský,Matej	0:18,734	212 Ratl,Cyril	0:11,189
9 212 Ratl,Cyril	0:42,278	212 Ratl,Cyril	0:12,199	220 Tubben,Max	0:18,753	220 Tubben,Max	0:11,199
10 209 Nomblot,Jean	0:42,298	220 Tubben,Max	0:12,230	209 Nomblot,Jean	0:18,787	217 Karishøj,Lasse	0:11,217
11 220 Tubben,Max	0:42,302	209 Nomblot,Jean	0:12,242	212 Ratl,Cyril	0:18,801	209 Nomblot,Jean	0:11,236
12 216 Tornqvist Persson,Benjar	0:42,370	233 Luyet,Samuel	0:12,252	216 Tornqvist Persson,Benjar	0:18,807	216 Tornqvist Persson,Benjar	0:11,251
13 233 Luyet,Samuel	0:42,538	216 Tornqvist Persson,Benjar	0:12,312	233 Luyet,Samuel	0:18,987	262 Kácovský,Matej	0:11,272
14 217 Karishøj,Lasse	0:42,756	217 Karishøj,Lasse	0:12,448	217 Karishøj,Lasse	0:19,053	233 Luyet,Samuel	0:11,298
15 236 Lang,Hannah	0:46,219	236 Lang,Hannah	0:13,268	236 Lang,Hannah	0:20,611	236 Lang,Hannah	0:12,187

**Round 3: 12 - 14 / 07 / 2019**

**ERFTLANDRING KERPEN**

**DEUTSCHE KART-MEISTERSCHAFT**






DMSB-RegNr:168/19

**Qualifying practice DSKM (K22) Group 2**

Die schnellsten Zeiten

Ort	Nr. Fahrername	Zeit	Streckenl.	Ø Speed
Ziel	202 Pex,Jorrit	0:41,695	1107 m	95,6 km/h
Sektion 1	202 Pex,Jorrit	0:12,039	329 m	98,4 km/h
Sektion 2	202 Pex,Jorrit	0:18,525	475 m	92,3 km/h
Sektion 3	213 Lundberg,Douglas	0:11,057	303 m	98,7 km/h

	Stnr.202 Pex,Jorrit NLD SP Motorsport	Stnr.203 Pex,Stan NLD SP Motorsport	Stnr.210 Denner,Emilien FRA CPB SPORT	Stnr.235 Marseglia,Leonardo Giuseppe ITA BIREL ART RACING KSW	Stnr.215 Matisic,André DEU Solgat Motorsport
	theoretisch mögliche Bestzeit 0:41,695	theoretisch mögliche Bestzeit 0:41,755	theoretisch mögliche Bestzeit 0:41,804	theoretisch mögliche Bestzeit 0:41,879	theoretisch mögliche Bestzeit 0:41,910
best	Ziel Sektion 1 Sektion 2 Sektion 3 0:41,695 0:12,039 0:18,525 0:11,131	Ziel Sektion 1 Sektion 2 Sektion 3 0:41,759 0:12,047 0:18,582 0:11,126	Ziel Sektion 1 Sektion 2 Sektion 3 0:41,831 0:12,140 0:18,538 0:11,126	Ziel Sektion 1 Sektion 2 Sektion 3 0:41,898 0:12,059 0:18,716 0:11,104	Ziel Sektion 1 Sektion 2 Sektion 3 0:41,946 0:12,100 0:18,664 0:11,146
Runde 1	0:59,224 0:20,569 0:24,735 0:13,920	1:03,884 0:23,423 0:27,017 0:13,444	1:13,941 0:27,238 0:29,632 0:17,071	1:08,826 0:23,282 0:31,705 0:13,839	0:59,270 0:21,781 0:23,446 0:14,043
Runde 2	0:45,169 0:13,347 0:19,741 0:12,081	0:48,576 0:13,605 0:22,145 0:12,826	0:53,734 0:15,352 0:22,114 0:16,268	0:49,277 0:14,005 0:22,072 0:13,200	0:47,827 0:14,030 0:22,107 0:11,690
Runde 3	0:42,478 0:12,329 0:18,884 0:11,265	0:42,986 0:12,526 0:19,046 0:11,414	0:44,321 0:13,188 0:19,668 0:11,465	0:42,649 0:12,369 0:19,021 0:11,259	0:42,698 0:12,365 0:19,007 0:11,326
Runde 4	0:41,908 0:12,105 0:18,664 0:11,139	0:42,410 0:12,244 0:18,895 0:11,271	0:42,191 0:12,291 0:18,698 0:11,202	0:42,862 0:12,284 0:18,900 0:11,678	0:42,282 0:12,346 0:18,779 0:11,157
Runde 5	0:41,695 0:12,039 0:18,525 0:11,131	0:41,759 0:12,051 0:18,582 0:11,126	0:41,921 0:12,236 0:18,559 0:11,126	0:41,898 0:12,078 0:18,716 0:11,104	0:42,522 0:12,324 0:18,916 0:11,282
Runde 6	0:12,069 0:19,846	0:12,047 0:18,727	0:41,831 0:12,140 0:18,538 0:11,153	0:12,059 0:18,722	0:41,946 0:12,136 0:18,664 0:11,146
Runde 7					0:42,071 0:12,100 0:18,753 0:11,218

**Round 3: 12 - 14 / 07 / 2019**

**ERFTLANDRING KERPEN**

**DEUTSCHE KART-MEISTERSCHAFT**





**DMSB-RegNr:168/19**

**Qualifying practice DSKM (K22) Group 2**

Die schnellsten Zeiten

Ort	Nr. Fahrername	Zeit	Streckenl.	Ø Speed
Ziel	202 Pex,Jorrit	0:41,695	1107 m	95,6 km/h
Sektion 1	202 Pex,Jorrit	0:12,039	329 m	98,4 km/h
Sektion 2	202 Pex,Jorrit	0:18,525	475 m	92,3 km/h
Sektion 3	213 Lundberg,Douglas	0:11,057	303 m	98,7 km/h


	Smr.213 Lundberg,Douglas SWE Bamberger Karttracing theoretisch mögliche Bestzeit 0:41,872	Smr.231 Millell,Noah SWE JP RACING theoretisch mögliche Bestzeit 0:41,948	Smr.262 Károvský,Matej CZE Kart Republic CZ theoretisch mögliche Bestzeit 0:42,182	Smr.212 Ratl,Cyril CHE Kart-Club Oerflikon theoretisch mögliche Bestzeit 0:42,189	Smr.209 Nombiot,Jean FRA CPB SPORT theoretisch mögliche Bestzeit 0:42,265
best	Ziel 0:42,029 Sektion 1 0:12,192 Sektion 2 0:18,623 Sektion 3 0:11,057	Ziel 0:42,173 Sektion 1 0:12,072 Sektion 2 0:18,713 Sektion 3 0:11,163	Ziel 0:42,210 Sektion 1 0:12,176 Sektion 2 0:18,734 Sektion 3 0:11,272	Ziel 0:42,278 Sektion 1 0:12,199 Sektion 2 0:18,801 Sektion 3 0:11,189	Ziel 0:42,298 Sektion 1 0:12,242 Sektion 2 0:18,787 Sektion 3 0:11,236
Runde 1	1:22,042 0:42,400 0:25,538 0:14,104	0:57,429 0:20,044 0:23,551 0:13,834	0:58,527 0:20,965 0:23,473 0:14,089	1:00,805 0:22,521 0:24,499 0:13,785	1:01,311 0:23,008 0:24,608 0:13,695
Runde 2	0:55,221 0:20,477 0:22,543 0:12,201	0:43,906 0:13,041 0:19,342 0:11,523	0:47,945 0:14,010 0:22,111 0:11,824	0:45,584 0:13,432 0:20,065 0:12,087	0:45,146 0:13,289 0:19,668 0:12,189
Runde 3	0:42,829 0:12,642 0:18,983 0:11,204	0:45,707 0:13,601 0:20,056 0:12,050	0:42,966 0:12,444 0:19,156 0:11,366	0:42,764 0:12,476 0:19,045 0:11,243	0:42,563 0:12,367 0:18,927 0:11,269
Runde 4	0:42,257 0:12,366 0:18,806 0:11,085	0:43,180 0:12,446 0:19,373 0:11,361	0:42,512 0:12,345 0:18,895 0:11,272	0:42,398 0:12,343 0:18,827 0:11,228	0:42,298 0:12,275 0:18,787 0:11,236
Runde 5	0:42,070 0:12,192 0:18,821 0:11,057	0:42,173 0:12,146 0:18,864 0:11,163	0:42,595 0:12,307 0:18,953 0:11,335	0:42,278 0:12,199 0:18,801 0:11,278	0:43,175 0:12,242 0:18,859 0:12,074
Runde 6	0:42,029 0:12,216 0:18,623 0:11,190	0:42,869 0:12,156 0:19,527 0:11,186	0:42,210 0:12,176 0:18,734 0:11,300	0:42,563 0:12,378 0:18,996 0:11,189	0:12,362 0:20,519
Runde 7		0:42,293 0:12,072 0:18,713 0:11,508	0:42,471 0:12,273 0:18,909 0:11,289		

**DEUTSCHE KART-MEISTERSCHAFT**

**Round 3: 12 - 14 / 07 / 2019**

**ERFTLANDRING KERPEN**



DMSB-RegNr:168/19

**Qualifying practice DSKM (K22) Group 2**

Die schnellsten Zeiten

Ort	Nr. Fahrername	Zeit	Streckenl.	Ø Speed
Ziel	202 Pex,Jorrit	0:41,695	1107 m	95,6 km/h
Sektion 1	202 Pex,Jorrit	0:12,039	329 m	98,4 km/h
Sektion 2	202 Pex,Jorrit	0:18,525	475 m	92,3 km/h
Sektion 3	213 Lundberg,Douglas	0:11,057	303 m	98,7 km/h

	Smr.220 Tubben,Max NLD CRG Holland	Smr.216 Tornqvist Persson,Benjamin SWE CRG Holland	Smr.233 Luyet,Samuel CHE CRG Holland	Smr.217 Karishøj,Lasse DNK LE Racing Eddie Le Fevre	Smr.236 Lang,Hannah GBR MK Racing
	theoretisch mögliche Bestzeit 0:42,182	theoretisch mögliche Bestzeit 0:42,370	theoretisch mögliche Bestzeit 0:42,537	theoretisch mögliche Bestzeit 0:42,718	theoretisch mögliche Bestzeit 0:46,066
best	Ziel Sektion 1 0:12,230 0:18,753 0:11,199	Ziel Sektion 1 0:12,312 0:18,807 0:11,251	Ziel Sektion 1 0:12,252 0:18,987 0:11,298	Ziel Sektion 1 0:12,448 0:19,053 0:11,217	Ziel Sektion 1 0:13,268 0:20,611 0:12,187
Runde 1	0:59,756 0:21,127 0:24,994 0:13,635	1:03,773 0:23,596 0:27,121 0:13,056	1:17,402 0:27,624 0:32,901 0:16,877	1:13,216 0:29,568 0:29,708 0:13,940	1:06,841 0:22,367 0:29,979 0:14,495
Runde 2	0:44,462 0:13,366 0:19,513 0:11,583	0:48,615 0:13,607 0:22,061 0:12,947	0:49,142 0:16,685 0:20,760 0:11,697	0:46,081 0:13,387 0:20,227 0:12,467	0:49,042 0:14,489 0:21,519 0:13,034
Runde 3	0:42,725 0:12,458 0:18,989 0:11,278	0:43,072 0:12,491 0:19,170 0:11,411	0:45,434 0:12,542 0:19,283 0:13,609	0:43,151 0:12,554 0:19,242 0:11,355	0:48,719 0:14,180 0:21,800 0:12,739
Runde 4	0:42,496 0:12,378 0:18,801 0:11,317	0:42,569 0:12,372 0:18,823 0:11,374	0:46,525 0:12,734 0:22,248 0:11,543	0:42,756 0:12,455 0:19,053 0:11,248	0:47,089 0:13,857 0:20,803 0:12,429
Runde 5	0:42,302 0:12,316 0:18,787 0:11,199	0:42,370 0:12,312 0:18,807 0:11,251	0:42,792 0:12,329 0:19,111 0:11,352	0:43,353 0:12,684 0:19,452 0:11,217	0:50,016 0:13,268 0:23,423 0:13,325
Runde 6	0:12,230 0:18,753	0:12,312 0:18,902	0:42,743 0:12,252 0:19,052 0:11,439	0:12,448 0:19,377	0:46,219 0:13,421 0:20,611 0:12,187
Runde 7			0:42,538 0:12,253 0:18,987 0:11,298		



### Qualifying practice DSKM (KZ2) Group 1

Strecke / track: 1107m  
 started: 16 classified: 16 not classified: 0

Pos	Str. Nr.	Fahrer / Driver	Nation	Bewerber / Sponsor	Nation	Lizenz R-Lizenz	Chassis / Motor / Reifen	Runden Laps	Differenz	Abstand Gap	beste Runde best Lap	in R. in L.	Geschw. Speed
1	201	FEDERER, Fabian	ITA	SRP Racing Team	DEU	353643 KBF1156791	Maranello / TM / Vega	5			0:41,621	5	95,7 km/h
2	221	IGLESIAS, Jérémy	FRA	RS Schumacher Racing Team	DEU	187987 KBF1067587	IPK Praga / IAME / Vega	6	0:00,317	0:00,317	0:41,938	5	95,0 km/h
3	234	LONGHI, Riccardo	ITA	BIREL ART RACING KSW	AUT	296344 BK102	Birel Art / TM / Vega	6	0:00,398	0:00,081	0:42,019	6	94,8 km/h
4	232	LUYET, Jean	CHE	CRG Holland	NLD	505028 15521	CRG / TM / Vega	7	0:00,407	0:00,009	0:42,028	7	94,8 km/h
5	227	HORN, Moritz	DEU	CPB SPORT	FRA	IKB1132818 232241	SODI / TM / Vega	6	0:00,464	0:00,057	0:42,085	6	94,7 km/h
6	222	PAUL, Maximilian	DEU	DR SRL	ITA	IKB1140086 296449	DR / Modena / Vega	6	0:00,467	0:00,003	0:42,088	6	94,7 km/h
7	225	TALAS, Jakub	CZE	JOKA RACING	CZE	19AS0135 19AT01111	Birel Art / TM / Vega	6	0:00,656	0:00,189	0:42,277	4	94,3 km/h
8	223	DAVIES, Dylan	NLD	DR SRL	ITA	19701 296449	DR / Modena / Vega	6	0:00,672	0:00,016	0:42,293	5	94,2 km/h
9	277	JAVUREK, Dominik	CZE	JOKA RACING	CZE	19AS0193 19AT01111	Birel Art / TM / Vega	6	0:00,703	0:00,031	0:42,324	6	94,2 km/h
10	207	GUSTAVSSON, Viktor	SWE	JP RACING	SWE	200404010150 105	Exprit / Vortex / Vega	6	0:00,879	0:00,176	0:42,500	4	93,8 km/h
11	208	MROSEK, Michael	DEU	Team AK-Racing	AUT	IKC1131164 BK005	Intrepid / TM / Vega	7	0:00,885	0:00,006	0:42,506	7	93,8 km/h
12	219	SJÖBERG, Jesper	SWE	CRG Holland	NLD	199910020057 15521	CRG / TM / Vega	6	0:01,111	0:00,226	0:42,732	4	93,3 km/h
13	261	TLUSTÝ, Alex	CZE	Jiri Tlustý	CZE	19AS0064 19AT00151	Birel Art / TM / Vega	6	0:01,221	0:00,110	0:42,842	4	93,0 km/h
14	218	JOHANSSON, Andreas	SWE	CRG Holland	NLD	199907225875 15521	CRG / TM / Vega	6	0:01,388	0:00,167	0:43,009	5	92,7 km/h
15	224	ALMEIDA, Rodrigo	MOZ	DR SRL	ITA	010 296449	DR / Modena / Vega	6	0:01,569	0:00,181	0:43,190	6	92,3 km/h
16	204	SCHMITZ, Alexander	DEU	Renda Motorsport	ITA	IKA1120614 322880	Tony Kart / Vortex / Vega	3	0:05,548	0:03,979	0:47,169	3	84,5 km/h

Rennleitung: Volker Ehekircher Racedirektor: Horst Seidel

Sportkommissare: Yasin Özer / Tobias Amann / Peter Brings / Florian Koziol

Techn. Kommissare: Hans-Jürgen Dangers / M. Grasshoff / C. Schmidt / J. Lawinger / D. Pietzko / H.-W. Schäfer / K.L. Rusczyński / A. Sengpiel

Zeitnahme: KART-DATA timing service Franz Schieszler / Manuela Hintner






**DEUTSCHE KART-MEISTERSCHAFT**

**Round 3: 12 - 14 / 07 / 2019**






**ERFTLANDRING KERPEN**

**DMSB**

DMSB-RegNr.:168/19

### Qualifying practice DSKM (KZ2) Group 1

Fahrername Driver	Federer Fabian	Iglesias Jérémy	Longhi Riccardo	Luyet Jean	Horn Moritz	Paul Maximilian	Talasz Jakub	Davies Dylan	Javurek Dominik	Gustavsson Viktor	Mrosek Michael	Sjöberg Jesper
schnellste Runde in Runde	0:41,621 Rn.5	0:41,938 Rn.5	0:42,019 Rn.6	0:42,028 Rn.7	0:42,085 Rn.6	0:42,088 Rn.6	0:42,277 Rn.4	0:42,293 Rn.5	0:42,324 Rn.6	0:42,500 Rn.4	0:42,506 Rn.7	0:42,732 Rn.4
Speed	95,7 km/h	95,0 km/h	94,8 km/h	94,8 km/h	94,7 km/h	94,7 km/h	94,3 km/h	94,2 km/h	94,2 km/h	93,8 km/h	93,8 km/h	93,3 km/h
Lap 1	1:01,230	1:04,716	0:59,980	1:19,788	1:02,055	1:00,948	1:00,025	1:04,535	1:03,258	1:01,795	1:10,332	1:01,324
Lap 2	0:47,429	0:48,194	0:47,630	0:47,699	0:46,795	0:47,752	0:49,758	0:48,208	0:47,691	0:49,408	0:56,391	0:46,467
Lap 3	0:43,394	0:43,019	0:43,030	0:43,054	0:42,771	0:43,171	0:42,868	0:43,147	0:43,213	0:43,133	0:51,382	0:43,379
Lap 4	0:41,750	0:41,999	0:42,095	0:42,438	0:42,619	0:42,280	0:42,277	0:42,419	0:42,608	0:42,500	0:43,608	0:42,732
Lap 5	0:41,621	0:41,938	0:42,050	0:42,213	0:44,693	0:42,143	0:42,883	0:42,293	0:42,651	0:48,957	0:42,850	0:43,014
Lap 6		0:42,625	0:42,019	0:42,374	0:42,085	0:42,088	0:42,374	0:42,366	0:42,324	0:42,709	0:42,745	0:42,732
Lap 7				0:42,028							0:42,506	









**DEUTSCHE KART-MEISTERSCHAFT**

**Round 3: 12 - 14 / 07 / 2019**

**ERFTLANDRING KERPEN**


**DMSB**


DMSB-RegNr.:168/19

## Qualifying practice DSKM (KZ2) Group 1

Fahrername Driver	Tlustý Alex	Johansson Andreas	Almeida Rodrigo	Schmitz Alexander
schnellste Runde in Runde	0:42,842 Rn. 4	0:43,009 Rn. 5	0:43,190 Rn. 6	0:47,169 Rn. 3
Speed	93,0 km/h	92,7 km/h	92,3 km/h	84,5 km/h
Lap 1	0:59,853	1:01,173	1:04,054	1:05,140
Lap 2	0:50,276	0:47,953	0:49,223	0:47,998
Lap 3	0:43,308	0:43,356	0:43,855	0:47,169
Lap 4	<u>0:42,842</u>	0:43,066	0:43,353	
Lap 5	0:43,522	<u>0:43,009</u>	0:45,356	
Lap 6	0:43,196	0:43,161	<u>0:43,190</u>	
Lap 7				





**DEUTSCHE KART-MEISTERSCHAFT**



**Round 3: 12 - 14 / 07 / 2019**





**ERFTLANDRING KERPEN**



DMSB-RegNr:168/19

## Qualifying practice DSKM (K22) Group 1

Ziel		Sektion 1		Sektion 2		Sektion 3	
Fahrername	Zeit	Fahrername	Zeit	Fahrername	Zeit	Fahrername	Zeit
1 201 Federer,Fabian	0:41,621	201 Federer,Fabian	0:12,061	201 Federer,Fabian	0:18,464	201 Federer,Fabian	0:11,083
2 221 Iglesias,Jérémy	0:41,938	234 Longhi,Riccardo	0:12,090	234 Longhi,Riccardo	0:18,682	222 Paul,Maximilian	0:11,121
3 234 Longhi,Riccardo	0:42,019	221 Iglesias,Jérémy	0:12,122	221 Iglesias,Jérémy	0:18,688	221 Iglesias,Jérémy	0:11,128
4 232 Luyet,Jean	0:42,028	227 Horn,Moritz	0:12,134	227 Horn,Moritz	0:18,714	232 Luyet,Jean	0:11,138
5 227 Horn,Moritz	0:42,085	232 Luyet,Jean	0:12,144	232 Luyet,Jean	0:18,746	225 Talas,Jakub	0:11,138
6 222 Paul,Maximilian	0:42,088	222 Paul,Maximilian	0:12,157	222 Paul,Maximilian	0:18,802	234 Longhi,Riccardo	0:11,154
7 225 Talas,Jakub	0:42,277	223 Davies,Dylan	0:12,193	277 Javurek,Dominik	0:18,821	223 Davies,Dylan	0:11,202
8 223 Davies,Dylan	0:42,293	225 Talas,Jakub	0:12,239	225 Talas,Jakub	0:18,843	207 Gustavsson,Viktor	0:11,233
9 277 Javurek,Dominik	0:42,324	207 Gustavsson,Viktor	0:12,251	223 Davies,Dylan	0:18,847	277 Javurek,Dominik	0:11,236
10 207 Gustavsson,Viktor	0:42,500	277 Javurek,Dominik	0:12,267	208 Mrosek,Michael	0:18,904	227 Horn,Moritz	0:11,237
11 208 Mrosek,Michael	0:42,506	219 Sjöberg,Jesper	0:12,272	219 Sjöberg,Jesper	0:18,912	208 Mrosek,Michael	0:11,299
12 219 Sjöberg,Jesper	0:42,732	208 Mrosek,Michael	0:12,303	261 Thusty,Alex	0:18,983	261 Thusty,Alex	0:11,381
13 261 Thusty,Alex	0:42,842	261 Thusty,Alex	0:12,412	207 Gustavsson,Viktor	0:19,016	219 Sjöberg,Jesper	0:11,413
14 218 Johansson,Andreas	0:43,009	218 Johansson,Andreas	0:12,415	218 Johansson,Andreas	0:19,116	218 Johansson,Andreas	0:11,427
15 224 Almeida,Rodrigo	0:43,190	224 Almeida,Rodrigo	0:12,480	204 Schmitz,Alexander	0:19,137	224 Almeida,Rodrigo	0:11,566
16 204 Schmitz,Alexander	0:47,169	204 Schmitz,Alexander	0:12,570	224 Almeida,Rodrigo	0:19,144	204 Schmitz,Alexander	0:12,077

**DEUTSCHE KART-MEISTERSCHAFT**

**Round 3: 12 - 14 / 07 / 2019**

**ERFTLANDRING KERPEN**

DMSB-RegNr:168/19





**Qualifying practice DSKM (K22) Group 1**

Die schnellsten Zeiten

Ort	Nr. Fahrername	Zeit	Streckenl.	Ø Speed
Ziel	201 Federer, Fabian	0:41,621	1107 m	95,7 km/h
Sektion 1	201 Federer, Fabian	0:12,061	329 m	98,2 km/h
Sektion 2	201 Federer, Fabian	0:18,464	475 m	92,6 km/h
Sektion 3	201 Federer, Fabian	0:11,083	303 m	98,4 km/h

	Smr.201 Federer, Fabian ITA SRP Racing Team	Smr.221 Iglesias, Jérémy FRA RS Schumacher Racing Team	Smr.234 Longhi, Riccardo ITA BIREL ART RACING KSW	Smr.232 Luyet, Jean CHE CRG Holland	Smr.227 Horn, Moritz DEU CPB SPORT
	theoretisch mögliche Bestzeit 0:41,608	theoretisch mögliche Bestzeit 0:41,938	theoretisch mögliche Bestzeit 0:41,926	theoretisch mögliche Bestzeit 0:42,028	theoretisch mögliche Bestzeit 0:42,085
best	Ziel Sektion 1 Sektion 2 Sektion 3 0:41,621 0:12,061 0:18,464 0:11,083	Ziel Sektion 1 Sektion 2 Sektion 3 0:41,938 0:12,122 0:18,688 0:11,128	Ziel Sektion 1 Sektion 2 Sektion 3 0:42,019 0:12,090 0:18,682 0:11,154	Ziel Sektion 1 Sektion 2 Sektion 3 0:42,028 0:12,144 0:18,746 0:11,138	Ziel Sektion 1 Sektion 2 Sektion 3 0:42,085 0:12,134 0:18,714 0:11,237
Runde 1	1:01,230 0:20,511 0:26,938 0:13,781	1:04,716 0:23,262 0:26,153 0:15,301	0:59,980 0:19,153 0:26,898 0:13,929	1:19,788 0:29,740 0:32,054 0:17,994	1:02,055 0:21,031 0:26,998 0:14,076
Runde 2	0:47,429 0:15,515 0:19,995 0:11,919	0:48,194 0:15,624 0:20,511 0:12,059	0:47,630 0:15,434 0:20,532 0:11,664	0:47,699 0:15,188 0:20,741 0:11,770	0:46,795 0:14,203 0:20,822 0:11,770
Runde 3	0:43,394 0:12,472 0:19,601 0:11,321	0:43,019 0:12,371 0:19,343 0:11,305	0:43,030 0:12,249 0:19,499 0:11,282	0:43,054 0:12,503 0:19,191 0:11,360	0:42,771 0:12,446 0:18,983 0:11,342
Runde 4	0:41,750 0:12,131 0:18,536 0:11,083	0:41,999 0:12,150 0:18,707 0:11,142	0:42,095 0:12,259 0:18,682 0:11,154	0:42,438 0:12,271 0:18,934 0:11,233	0:42,619 0:12,560 0:18,794 0:11,265
Runde 5	0:41,621 0:12,061 0:18,464 0:11,096	0:41,938 0:12,122 0:18,688 0:11,128	0:42,050 0:12,090 0:18,698 0:11,262	0:42,213 0:12,247 0:18,812 0:11,154	0:44,693 0:13,943 0:19,461 0:11,289
Runde 6	0:13,064 0:19,497	0:42,625 0:12,289 0:19,061 0:11,275	0:42,019 0:12,109 0:18,740 0:11,170	0:42,374 0:12,197 0:18,945 0:11,232	0:42,085 0:12,134 0:18,714 0:11,237
Runde 7			0:42,028 0:12,144 0:18,746 0:11,138		



**DEUTSCHE KART-MEISTERSCHAFT**

**Round 3: 12 - 14 / 07 / 2019**

**ERFTLANDRING KERPEN**






DMSB-RegNr:168/19

**Qualifying practice DSKM (K22) Group 1**

Die schnellsten Zeiten

Ort	Nr. Fahrername	Zeit	Streckenl.	Ø Speed
Ziel	201 Federer, Fabian	0:41,621	1107 m	95,7 km/h
Sektion 1	201 Federer, Fabian	0:12,061	329 m	98,2 km/h
Sektion 2	201 Federer, Fabian	0:18,464	475 m	92,6 km/h
Sektion 3	201 Federer, Fabian	0:11,083	303 m	98,4 km/h

	Smr.222 Paul, Maximilian DEU DR SRL	Smr.225 Tamas, Jakob CZE JOKA RACING	Smr.223 Davies, Dylan NLD DR SRL	Smr.277 Javurek, Dominik CZE JOKA RACING	Smr.207 Gustavsson, Viktor SWE JP RACING
best	theoretisch mögliche Bestzeit 0:42,080 Ziel Sektion 1 Sektion 2 Sektion 3 0:42,088 0:12,157 0:18,802 0:11,121	theoretisch mögliche Bestzeit 0:42,220 Ziel Sektion 1 Sektion 2 Sektion 3 0:42,277 0:12,239 0:18,843 0:11,138	theoretisch mögliche Bestzeit 0:42,242 Ziel Sektion 1 Sektion 2 Sektion 3 0:42,293 0:12,193 0:18,847 0:11,202	theoretisch mögliche Bestzeit 0:42,324 Ziel Sektion 1 Sektion 2 Sektion 3 0:42,324 0:12,267 0:18,821 0:11,236	theoretisch mögliche Bestzeit 0:42,500 Ziel Sektion 1 Sektion 2 Sektion 3 0:42,500 0:12,251 0:19,016 0:11,233
Runde 1	1:00,948 0:20,503 0:26,625 0:13,820	1:00,025 0:21,082 0:25,030 0:13,913	1:04,535 0:23,059 0:26,207 0:15,269	1:03,258 0:21,573 0:27,601 0:14,084	1:01,795 0:22,539 0:25,812 0:13,444
Runde 2	0:47,752 0:15,595 0:20,415 0:11,742	0:49,758 0:15,510 0:22,405 0:11,843	0:48,208 0:15,628 0:20,413 0:12,167	0:47,691 0:14,823 0:21,036 0:11,832	0:49,408 0:15,911 0:21,817 0:11,680
Runde 3	0:43,171 0:12,346 0:19,591 0:11,234	0:42,868 0:12,446 0:19,084 0:11,338	0:43,147 0:12,480 0:19,216 0:11,451	0:43,213 0:12,578 0:19,227 0:11,408	0:43,133 0:12,494 0:19,266 0:11,373
Runde 4	0:42,280 0:12,195 0:18,912 0:11,173	0:42,277 0:12,296 0:18,843 0:11,138	0:42,419 0:12,282 0:18,865 0:11,272	0:42,608 0:12,377 0:18,900 0:11,331	0:42,500 0:12,251 0:19,016 0:11,233
Runde 5	0:42,143 0:12,157 0:18,840 0:11,146	0:42,883 0:12,239 0:19,181 0:11,463	0:42,293 0:12,244 0:18,847 0:11,202	0:42,651 0:12,299 0:18,988 0:11,364	0:48,957 0:12,500 0:22,379 0:14,078
Runde 6	0:42,088 0:12,165 0:18,802 0:11,121	0:42,374 0:12,303 0:18,865 0:11,206	0:42,366 0:12,193 0:18,885 0:11,288	0:42,324 0:12,267 0:18,821 0:11,236	0:42,709 0:12,323 0:19,020 0:11,366
Runde 7					

**Round 3: 12 - 14 / 07 / 2019**

**ERFTLANDRING KERPEN**

**DEUTSCHE KART-MEISTERSCHAFT**




**DMSB-RegNr:168/19**

**Qualifying practice DSKM (K22) Group 1**

Die schnellsten Zeiten

Ort	Nr. Fahrername	Zeit	Streckenl.	Ø Speed
Ziel	201 Federer, Fabian	0:41,621	1107 m	95,7 km/h
Sektion 1	201 Federer, Fabian	0:12,061	329 m	98,2 km/h
Sektion 2	201 Federer, Fabian	0:18,464	475 m	92,6 km/h
Sektion 3	201 Federer, Fabian	0:11,083	303 m	98,4 km/h

	Smr.208 Mrosek,Michael DEU Team AK-Racing	Smr.219 Sjöberg, Jesper SWE CRG Holland	Smr.261 Tlustý, Alex CZE Jiri Tlustý	Smr.218 Johansson, Andreas SWE CRG Holland	Smr.224 Almeida, Rodrigo MOZ DR SRL
	theoretisch mögliche Bestzeit 0:42,506	theoretisch mögliche Bestzeit 0:42,597	theoretisch mögliche Bestzeit 0:42,776	theoretisch mögliche Bestzeit 0:42,958	theoretisch mögliche Bestzeit 0:43,190
best	Ziel Sektion 1 Sektion 2 Sektion 3 0:42,506 0:12,303 0:18,904 0:11,299	Ziel Sektion 1 Sektion 2 Sektion 3 0:42,732 0:12,272 0:18,912 0:11,413	Ziel Sektion 1 Sektion 2 Sektion 3 0:42,842 0:12,412 0:18,983 0:11,381	Ziel Sektion 1 Sektion 2 Sektion 3 0:43,009 0:12,415 0:19,116 0:11,427	Ziel Sektion 1 Sektion 2 Sektion 3 0:43,190 0:12,480 0:19,144 0:11,566
Runde 1	1:10,332 0:23,057 0:30,139 0:17,136	1:01,324 0:20,560 0:26,726 0:14,038	0:59,853 0:20,966 0:25,066 0:13,821	1:01,173 0:20,643 0:26,894 0:13,636	1:04,054 0:22,816 0:26,508 0:14,730
Runde 2	0:56,391 0:17,765 0:24,850 0:13,776	0:46,467 0:14,094 0:20,044 0:12,329	0:50,276 0:15,585 0:22,690 0:12,001	0:47,953 0:15,658 0:20,226 0:12,069	0:49,223 0:16,108 0:21,131 0:11,984
Runde 3	0:51,382 0:14,269 0:24,513 0:12,600	0:43,379 0:12,409 0:19,542 0:11,428	0:43,308 0:12,606 0:19,317 0:11,385	0:43,356 0:12,465 0:19,386 0:11,505	0:43,855 0:12,732 0:19,473 0:11,650
Runde 4	0:43,608 0:12,752 0:19,364 0:11,492	0:42,732 0:12,272 0:18,990 0:11,470	0:42,842 0:12,412 0:19,049 0:11,381	0:43,066 0:12,415 0:19,157 0:11,494	0:43,353 0:12,505 0:19,251 0:11,597
Runde 5	0:42,850 0:12,368 0:19,068 0:11,414	0:43,014 0:12,566 0:19,035 0:11,413	0:43,522 0:12,599 0:18,983 0:11,940	0:43,009 0:12,466 0:19,116 0:11,427	0:45,356 0:12,648 0:20,886 0:11,822
Runde 6	0:42,745 0:12,303 0:19,057 0:11,385	0:42,732 0:12,347 0:18,912 0:11,473	0:43,196 0:12,620 0:19,153 0:11,423	0:43,161 0:12,508 0:19,185 0:11,468	0:43,190 0:12,480 0:19,144 0:11,566
Runde 7	0:42,506 0:12,303 0:18,904 0:11,299				


**Round 3: 12 - 14 / 07 / 2019**

**ERFTLANDRING KERPEN**

**DEUTSCHE KART-MEISTERSCHAFT**

DMSB-RegNr:168/19

**Qualifying practice DSKM (KZ2) Group 1**

Die schnellsten Zeiten

Ort	Nr. Fahrername	Zeit	Streckenl.	Ø Speed
Ziel	201 Federer, Fabian	0:41,621	1107 m	95,7 km/h
Sektion 1	201 Federer, Fabian	0:12,061	329 m	98,2 km/h
Sektion 2	201 Federer, Fabian	0:18,464	475 m	92,6 km/h
Sektion 3	201 Federer, Fabian	0:11,083	303 m	98,4 km/h

Snr.204 Schmitz, Alexander  
DEU

Renda Motorsport

theoretisch mögliche Bestzeit 0:43,784

	Ziel	Sektion 1	Sektion 2	Sektion 3
best	0:47,169	0:12,570	0:19,137	0:12,077
Runde 1	1:05,140	0:23,693	0:27,156	0:14,291
Runde 2	0:47,998	0:15,167	0:20,754	0:12,077
Runde 3	0:47,169	0:12,570	0:19,137	0:15,462
Runde 4				

	Ziel	Sektion 1	Sektion 2	Sektion 3	Ziel	Sektion 1	Sektion 2	Sektion 3	Ziel	Sektion 1	Sektion 2	Sektion 3	Ziel	Sektion 1	Sektion 2	Sektion 3	

free practice DSKM (K22) Group 2

Strecke / track: 1107m  
 started: 15 classified: 15 not classified: 0

Pos	Str. Nr.	Fahrer / Driver	Nation	Bewerber / Sponsor	Nation	Lizenz R-Lizenz	Chassis / Motor / Reifen	Runden Laps	Differenz	Abstand Gap	beste Runde best Lap	in R. in L.	Geschw. Speed
1	202	PEX, Jorrit	NLD	SP Motorsport	NLD	27382 47253	Kart Republic / TM / Vega	12			0:41,963	12	95,0 km/h
2	210	DENNER, Emilien	FRA	CPB SPORT	FRA	141283E1 232241	SODI / TM / Vega	7	0:00,167	0:00,167	0:42,130	7	94,6 km/h
3	213	LUNDBERG, Douglas	SWE	Bamberger Kartacing	DEU	199109174053 KBF1197896	Luxor / TM / Vega	9	0:00,255	0:00,088	0:42,218	9	94,4 km/h
4	215	MATISIC, André	DEU	Solgat Motorsport	DEU	1KB1083048 KBF1079882	Birel Art / TM / Vega	11	0:00,391	0:00,136	0:42,354	11	94,1 km/h
5	212	RATL, Cyril	CHE	Kart-Club Oerlikon	CHE	505053 500006	CRG / TM / Vega	10	0:00,431	0:00,040	0:42,394	9	94,0 km/h
6	231	MILELL, Noah	SWE	JP RACING	SWE	200007286719 105	Exprit / Vortex / Vega	13	0:00,484	0:00,053	0:42,447	7	93,9 km/h
7	209	NOMBLLOT, Jean	FRA	CPB SPORT	FRA	119783 232241	SODI / TM / Vega	13	0:00,598	0:00,114	0:42,561	12	93,6 km/h
8	235	MARSEGLIA, Leonardo Gi	ITA	BIREL ART RACING KSW	AUT	336013 BK102	Birel Art / TM / Vega	8	0:00,722	0:00,124	0:42,685	8	93,4 km/h
9	217	KARLSHØJ, Lasse	DNK	LE Racing Eddie Le Fevre	DNK	40346 39981	Kosmic / Vortex / Vega	10	0:00,810	0:00,088	0:42,773	10	93,2 km/h
10	220	TUBBEN, Max	NLD	CRG Holland	NLD	33495 15521	CRG / TM / Vega	13	0:00,868	0:00,058	0:42,831	13	93,0 km/h
11	203	PEX, Stan	NLD	SP Motorsport	NLD	31772 47253	Kart Republic / TM / Vega	8	0:00,922	0:00,054	0:42,885	8	92,9 km/h
12	233	LUYET, Samuel	CHE	CRG Holland	NLD	505064 15521	CRG / TM / Vega	12	0:00,939	0:00,017	0:42,902	12	92,9 km/h
13	216	TORNQVIST PERSSON, Be	SWE	CRG Holland	NLD	199810314592 15521	CRG / TM / Vega	13	0:00,968	0:00,029	0:42,931	13	92,8 km/h
14	236	LANG, Hannah	GBR	MK Racing	GBR	212874 273486	Tony Kart / Vortex / Vega	13	0:01,066	0:00,098	0:43,029	11	92,6 km/h
15	262	KÁCOVSKÝ, Matej	CZE	Kart Republic CZ	CZE	19AS0692 498	Kart Republic / IAME / Vega	6	0:03,372	0:02,306	0:45,335	5	87,9 km/h

Rennleitung: Volker Ehekircher Racedirektor: Horst Seidel

Sportkommissare: Yasin Özer / Tobias Amann / Peter Brings / Florian Koziol

Techn. Kommissare: Hans-Jürgen Dangers / M. Grasshoff / C. Schmidt / J. Lawinger / D. Pietzko / H.-W. Schäfer / K.L. Ruszczyński / A. Sengpiel

Zeitnahme: KART-DATA timing service Franz Schiesler / Manuela Hintner






**DEUTSCHE KART-MEISTERSCHAFT**

**Round 3: 12 - 14 / 07 / 2019**

**ERFTLANDRING KERPEN**




DMSB-RegNr.:168/19


### free practice DSKM (KZ2) Group 2

Fahrername Driver	Pex Jorrit	Denner Emilien	Lundberg Douglas	Matisc André	Ratl Cyril	Milell Noah	Nomblot Jean	Leonardo Giuseppe	Karlsjøj Lasse	Tubben Max	Pex Stan	Luyet Samuel
schnellste Runde in Runde	0:41,963 Rn. 12	0:42,130 Rn. 7	0:42,218 Rn. 9	0:42,354 Rn. 11	0:42,394 Rn. 9	0:42,447 Rn. 7	0:42,561 Rn. 12	0:42,685 Rn. 8	0:42,773 Rn. 10	0:42,831 Rn. 13	0:42,885 Rn. 8	0:42,902 Rn. 12
Speed	95,0 km/h	94,6 km/h	94,4 km/h	94,1 km/h	94,0 km/h	93,9 km/h	93,6 km/h	93,4 km/h	93,2 km/h	93,0 km/h	92,9 km/h	92,9 km/h
Lap 1	1:02,898	1:12,474	1:04,015	1:10,356	0:57,558	1:11,597	1:14,738	1:01,216	1:09,551	1:08,990	1:05,636	1:05,971
Lap 2	0:51,832	0:59,317	0:51,662	0:53,781	0:48,140	0:52,014	0:53,718	0:47,067	0:55,101	0:55,520	3:37,976	0:52,315
Lap 3	0:48,298	0:44,878	0:48,422	0:47,958	0:43,844	0:47,074	0:47,024	0:44,749	0:45,749	0:49,787	0:49,730	0:46,328
Lap 4	0:46,352	0:43,019	3:27,242	0:45,774	0:42,895	0:45,477	0:44,028	0:43,508	0:44,707	0:49,288	0:45,186	0:49,733
Lap 5	0:46,970	0:42,355	0:51,805	0:43,562	1:44,922	0:44,499	0:44,683	0:43,409	2:49,006	0:46,312	1:03,613	0:44,112
Lap 6	0:47,442	0:42,315	0:47,945	0:43,098	0:46,309	0:42,905	0:43,456	0:42,765	0:52,235	0:44,083	0:45,592	0:43,732
Lap 7	0:45,123	0:42,130	0:42,452	1:32,532	0:43,650	0:42,447	0:43,758	0:43,238	0:46,125	0:43,412	0:43,557	0:43,757
Lap 8	0:43,110		0:42,401	0:45,922	0:42,565	0:42,562	0:43,066	0:42,685	0:45,705	0:43,022	0:42,885	0:43,586
Lap 9	0:43,556		0:42,218	0:42,652	0:42,394	0:42,825	0:43,891		0:43,008	0:43,988		0:43,454
Lap 10	0:44,561			0:50,287	0:42,624	0:42,697	0:42,578		0:42,773	0:43,286		0:43,653
Lap 11	0:42,318			0:42,354		0:42,923	0:43,707			0:43,058		0:43,082
Lap 12	0:41,963					0:43,286	0:42,561			0:42,889		0:42,902
Lap 13						0:42,684	0:43,936			0:42,831		






# DSKM




DEUTSCHE KART-MEISTERSCHAFT



Round 3: 12 - 14 / 07 / 2019

ERFTLANDRING KERPEN




DMSB-RegNr.: 168/19

## free practice DSKM (KZ2) Group 2

Fahrername Driver	Persson Benjamin	Lang Hannah	Károvský Matej
schnellste Runde in Runde	0:42,931 Rn. 13	0:43,029 Rn. 11	0:45,335 Rn. 5
Speed	92,8 km/h	92,6 km/h	87,9 km/h
Lap 1	1:02,295	1:11,973	1:09,945
Lap 2	0:50,865	0:52,857	0:52,233
Lap 3	0:46,796	0:46,827	0:46,821
Lap 4	0:47,088	0:45,436	0:46,210
Lap 5	0:43,240	0:45,116	0:45,335
Lap 6	0:43,441	0:44,463	0:45,708
Lap 7	0:45,486	0:44,250	
Lap 8	0:42,979	0:43,654	
Lap 9	0:43,060	0:44,937	
Lap 10	0:43,396	0:43,682	
Lap 11	0:43,859	0:43,029	
Lap 12	0:43,292	0:44,156	
Lap 13	0:42,931	0:44,042	





**DEUTSCHE KART-MEISTERSCHAFT**





**Round 3: 12 - 14 / 07 / 2019**

**ERFTLANDRING KERPEN**

DMSB-RegNr:168/19

## free practice DSKM (K22) Group 2

Ziel		Sektion 1		Sektion 2		Sektion 3	
Fahrername	Zeit	Fahrername	Zeit	Fahrername	Zeit	Fahrername	Zeit
1 202 Pex,Jorrit	0:41,963	231 Milell,Noah	0:12,190	202 Pex,Jorrit	0:18,645	213 Lundberg,Douglas	0:11,067
2 210 Denner,Emilien	0:42,130	202 Pex,Jorrit	0:12,210	213 Lundberg,Douglas	0:18,655	202 Pex,Jorrit	0:11,083
3 213 Lundberg,Douglas	0:42,218	235 Marseglia,Leonardo Gius	0:12,222	210 Denner,Emilien	0:18,668	212 Rati,Cyrl	0:11,162
4 215 Maticic,André	0:42,354	210 Denner,Emilien	0:12,276	215 Maticic,André	0:18,746	231 Milell,Noah	0:11,168
5 212 Rati,Cyrl	0:42,394	209 Nomblot,Jean	0:12,332	231 Milell,Noah	0:18,769	215 Maticic,André	0:11,172
6 231 Milell,Noah	0:42,447	203 Pex,Stan	0:12,335	212 Rati,Cyrl	0:18,791	210 Denner,Emilien	0:11,186
7 209 Nomblot,Jean	0:42,561	212 Rati,Cyrl	0:12,405	209 Nomblot,Jean	0:18,819	217 Karishøj,Lasse	0:11,269
8 235 Marseglia,Leonardo Gius	0:42,685	216 Tornqvist Persson,Benjar	0:12,405	216 Tornqvist Persson,Benjar	0:18,836	203 Pex,Stan	0:11,294
9 217 Karishøj,Lasse	0:42,773	236 Lang,Hannah	0:12,410	235 Marseglia,Leonardo Gius	0:18,963	235 Marseglia,Leonardo Gius	0:11,297
10 220 Tubben,Max	0:42,831	213 Lundberg,Douglas	0:12,424	203 Pex,Stan	0:18,978	209 Nomblot,Jean	0:11,301
11 203 Pex,Stan	0:42,885	215 Maticic,André	0:12,425	220 Tubben,Max	0:19,004	220 Tubben,Max	0:11,316
12 233 Luyet,Samuel	0:42,902	217 Karishøj,Lasse	0:12,466	233 Luyet,Samuel	0:19,015	233 Luyet,Samuel	0:11,335
13 216 Tornqvist Persson,Benjar	0:42,931	220 Tubben,Max	0:12,489	236 Lang,Hannah	0:19,028	216 Tornqvist Persson,Benjar	0:11,337
14 236 Lang,Hannah	0:43,029	233 Luyet,Samuel	0:12,533	217 Karishøj,Lasse	0:19,038	236 Lang,Hannah	0:11,591
15 262 Kácovský,Matej	0:45,335	262 Kácovský,Matej	0:12,816	262 Kácovský,Matej	0:20,125	262 Kácovský,Matej	0:11,973

**DEUTSCHE KART-MEISTERSCHAFT**

**Round 3: 12 - 14 / 07 / 2019**

**ERFTLANDRING KERPEN**

**DMSB**





DMSB-RegNr:168/19

**free practice DSKM (K2) Group 2**

Die schnellsten Zeiten

Ort	Nr. Fahrername	Zeit	Streckenl.	Ø Speed
Ziel	202 Pex,Jorritj	0:41,963	1107 m	95,0 km/h
Sektion 1	231 Mielj,Noah	0:12,190	329 m	97,2 km/h
Sektion 2	202 Pex,Jorritj	0:18,645	475 m	91,7 km/h
Sektion 3	213 Lundberg,Douglas	0:11,067	303 m	98,6 km/h

	Snr.202 Pex,Jorritj NLD SP Motorsport	Snr.210 Denner,Emilien FRA CPB SPORT	Snr.213 Lundberg,Douglas SWE Bamberger Karttracing	Snr.215 Maticic,André DEU Solgat Motorsport	Snr.212 Rati,Cyrlil CHE Kart-Club Oerlikon
	theoretisch mögliche Bestzeit 0:41,938	theoretisch mögliche Bestzeit 0:42,130	theoretisch mögliche Bestzeit 0:42,146	theoretisch mögliche Bestzeit 0:42,343	theoretisch mögliche Bestzeit 0:42,358
best	Ziel Sektion 1 Sektion 2 Sektion 3 0:41,963 0:12,210 0:18,645 0:11,083	Ziel Sektion 1 Sektion 2 Sektion 3 1:12,474 0:24,731 0:29,590 0:18,153 0:59,317 0:19,335 0:24,466 0:15,516 0:44,878 0:13,654 0:19,588 0:11,636 0:43,019 0:12,564 0:19,038 0:11,417 0:42,355 0:12,379 0:18,768 0:11,208 0:42,315 0:12,289 0:18,709 0:11,317 0:42,130 0:12,276 0:18,668 0:11,186	Ziel Sektion 1 Sektion 2 Sektion 3 0:42,218 0:12,424 0:18,655 0:11,067 1:04,015 0:24,206 0:25,837 0:13,972 0:51,662 0:16,046 0:21,689 0:13,927 0:48,422 0:14,896 0:21,269 0:12,257 3:27,242 0:13,266 0:20,495 2:53,481 0:51,805 0:16,500 0:21,907 0:13,398 0:47,945 0:15,576 0:20,953 0:11,416 0:42,452 0:12,593 0:18,792 0:11,067 0:42,401 0:12,655 0:18,676 0:11,070 0:42,218 0:12,424 0:18,655 0:11,139	Ziel Sektion 1 Sektion 2 Sektion 3 0:42,354 0:12,425 0:18,746 0:11,172 1:10,356 0:25,533 0:28,779 0:16,044 0:53,781 0:16,362 0:23,777 0:13,642 0:47,958 0:14,589 0:21,064 0:12,305 0:45,774 0:13,960 0:19,763 0:12,051 0:43,562 0:13,055 0:19,189 0:11,318 0:43,098 0:12,802 0:18,952 0:11,344 1:32,532 0:12,751 0:19,111 1:00,670 0:45,922 0:14,586 0:19,638 0:11,748 0:42,652 0:12,425 0:18,949 0:11,278 0:50,287 0:12,453 0:26,176 0:11,658 0:42,354 0:12,436 0:18,746 0:11,172	Ziel Sektion 1 Sektion 2 Sektion 3 0:42,394 0:12,405 0:18,791 0:11,162 0:57,558 0:20,071 0:24,049 0:13,438 0:48,140 0:15,065 0:21,281 0:11,794 0:43,844 0:13,109 0:19,332 0:11,403 0:42,895 0:12,767 0:18,946 0:11,182 1:44,922 0:12,985 0:19,550 1:12,387 0:46,309 0:14,284 0:20,505 0:11,520 0:43,650 0:13,357 0:19,063 0:11,230 0:42,565 0:12,534 0:18,791 0:11,240 0:42,394 0:12,405 0:18,827 0:11,162 0:42,624 0:12,434 0:18,977 0:11,213
Runde 1	1:02,898 0:24,147 0:25,022 0:13,729				
Runde 2	0:51,832 0:15,409 0:22,262 0:14,161				
Runde 3	0:48,298 0:14,558 0:21,192 0:12,548				
Runde 4	0:46,352 0:13,458 0:20,457 0:12,437				
Runde 5	0:46,970 0:13,640 0:20,704 0:12,626				
Runde 6	0:47,442 0:13,523 0:21,199 0:12,720				
Runde 7	0:45,123 0:13,433 0:19,748 0:11,942				
Runde 8	0:43,110 0:12,563 0:19,105 0:11,442				
Runde 9	0:43,556 0:12,387 0:18,957 0:12,212				
Runde 10	0:44,561 0:12,879 0:19,423 0:12,259				
Runde 11	0:42,318 0:12,386 0:18,751 0:11,181				
Runde 12	0:41,963 0:12,235 0:18,645 0:11,083				
Runde 13	0:12,210 0:18,769				

**Round 3: 12 - 14 / 07 / 2019**

**ERFTLANDRING KERPEN**

**DEUTSCHE KART-MEISTERSCHAFT**

**DMSB**





DMSB-RegNr:168/19

**free practice DSKM (K2) Group 2**

Die schnellsten Zeiten

Ort	Nr. Fahrername	Zeit	Streckentl.	Ø Speed
Ziel	202 Pex,Jorritj	0:41,963	1107 m	95,0 km/h
Sektion 1	231 Mielj,Noah	0:12,190	329 m	97,2 km/h
Sektion 2	202 Pex,Jorritj	0:18,645	475 m	91,7 km/h
Sektion 3	213 Lundberg,Douglas	0:11,067	303 m	98,6 km/h

	Smr.231 Mielj, Noah SWE JP RACING	Smr.209 Nombior, Jean FRA CPB SPORT	Smr.235 Marseglia, Leonardo Giuseppe ITA BIREL ART RACING KSW	Smr.217 Karishøj, Lasse DNK LE Racing Eddie Le Fevre	Smr.220 Tubben, Max NLD CRG Holland
	theoretisch mögliche Bestzeit 0:42,127	theoretisch mögliche Bestzeit 0:42,452	theoretisch mögliche Bestzeit 0:42,482	theoretisch mögliche Bestzeit 0:42,773	theoretisch mögliche Bestzeit 0:42,809
best	Ziel Sektion 1 Sektion 2 Sektion 3 0:42,447 0:12,190 0:18,769 0:11,168	Ziel Sektion 1 Sektion 2 Sektion 3 0:42,561 0:12,332 0:18,819 0:11,301	Ziel Sektion 1 Sektion 2 Sektion 3 0:42,685 0:12,222 0:18,963 0:11,297	Ziel Sektion 1 Sektion 2 Sektion 3 0:42,773 0:12,466 0:19,038 0:11,269	Ziel Sektion 1 Sektion 2 Sektion 3 0:42,831 0:12,489 0:19,004 0:11,316
Runde 1	1:11,597 0:25,643 0:30,215 0:15,739	1:14,738 0:27,673 0:29,436 0:17,629	1:01,216 0:23,222 0:24,418 0:13,576	1:09,551 0:27,996 0:27,550 0:14,005	1:08,990 0:25,790 0:28,591 0:14,609
Runde 2	0:52,014 0:16,859 0:22,170 0:12,985	0:53,718 0:17,094 0:23,207 0:13,417	0:47,067 0:14,285 0:20,797 0:11,985	0:55,101 0:15,954 0:25,152 0:13,995	0:55,520 0:16,464 0:24,367 0:14,689
Runde 3	0:47,074 0:13,782 0:20,660 0:12,632	0:47,024 0:14,426 0:20,655 0:11,943	0:44,749 0:13,185 0:19,514 0:12,050	0:45,749 0:13,807 0:20,271 0:11,671	0:49,787 0:14,874 0:22,243 0:12,670
Runde 4	0:45,477 0:13,661 0:19,417 0:12,399	0:44,028 0:12,880 0:19,556 0:11,592	0:43,508 0:12,808 0:19,262 0:11,438	0:44,707 0:13,100 0:19,854 0:11,753	0:49,288 0:14,441 0:22,665 0:12,182
Runde 5	0:44,499 0:12,812 0:19,613 0:12,074	0:44,683 0:13,774 0:19,339 0:11,570	0:43,409 0:12,474 0:19,418 0:11,517	2:49,006 0:12,973 0:19,899 2:16,134	0:46,312 0:14,737 0:19,852 0:11,723
Runde 6	0:42,905 0:12,704 0:18,980 0:11,221	0:43,456 0:12,759 0:19,143 0:11,554	0:42,765 0:12,370 0:19,098 0:11,297	0:52,235 0:16,446 0:23,136 0:12,653	0:44,083 0:12,710 0:19,586 0:11,787
Runde 7	0:42,447 0:12,368 0:18,911 0:11,168	0:43,758 0:13,053 0:19,253 0:11,452	0:43,238 0:12,442 0:19,262 0:11,534	0:46,125 0:14,194 0:20,034 0:11,897	0:43,412 0:12,610 0:19,326 0:11,476
Runde 8	0:42,562 0:12,319 0:18,851 0:11,392	0:43,066 0:12,486 0:19,123 0:11,457	0:43,238 0:12,442 0:19,262 0:11,534	0:45,705 0:13,233 0:20,947 0:11,525	0:43,022 0:12,534 0:19,046 0:11,442
Runde 9	0:42,825 0:12,544 0:19,019 0:11,262	0:43,891 0:13,234 0:19,199 0:11,458	0:42,685 0:12,222 0:18,963 0:11,500	0:43,008 0:12,529 0:19,170 0:11,309	0:43,988 0:12,620 0:19,543 0:11,825
Runde 10	0:42,697 0:12,234 0:18,800 0:11,663	0:42,578 0:12,458 0:18,819 0:11,301		0:42,773 0:12,466 0:19,038 0:11,269	0:43,286 0:12,595 0:19,225 0:11,466
Runde 11	0:42,923 0:12,515 0:18,978 0:11,430	0:43,707 0:12,661 0:19,442 0:11,604			0:43,058 0:12,622 0:19,038 0:11,398
Runde 12	0:43,286 0:12,203 0:18,769 0:12,314	0:42,561 0:12,332 0:18,917 0:11,312			0:42,889 0:12,489 0:19,004 0:11,396
Runde 13	0:42,684 0:12,190 0:19,074 0:11,420	0:43,936 0:12,917 0:19,362 0:11,657			0:42,831 0:12,510 0:19,005 0:11,316

**DEUTSCHE KART-MEISTERSCHAFT**

**Round 3: 12 - 14 / 07 / 2019**

**ERFTLANDRING KERPEN**

**DMSB**

DMSB-RegNr:168/19

**free practice DSKM (K2) Group 2**

Die schnellsten Zeiten

Ort	Nr. Fahrername	Zeit	Streckenl.	Ø Speed
Ziel	202 Pex,Jorritj	0:41,963	1107 m	95,0 km/h
Sektion 1	231 Mielij,Noah	0:12,190	329 m	97,2 km/h
Sektion 2	202 Pex,Jorritj	0:18,645	475 m	91,7 km/h
Sektion 3	213 Lundberg,Douglas	0:11,067	303 m	98,6 km/h

	Snr.203 Pex,Stan NLD SP Motorsport		Snr.233 Luyet,Samuel CHE CRG Holland		Snr.216 Torqvist Persson,Benjamin SWE CRG Holland		Snr.236 Lang,Hannah GBR MK Racing		Snr.262 Kácovský,Matej CZE Kart Republic CZ							
	theoretisch mögliche Bestzeit	Ziel	theoretisch mögliche Bestzeit	Ziel	theoretisch mögliche Bestzeit	Ziel	theoretisch mögliche Bestzeit	Ziel	theoretisch mögliche Bestzeit	Ziel						
best	0:42,885	0:12,335	0:18,978	0:11,294	0:42,902	0:12,533	0:19,015	0:11,335	0:42,902	0:12,533	0:19,015	0:11,335	0:42,902	0:12,533	0:19,015	0:11,335
Runde 1	1:05,636	0:24,648	0:26,881	0:14,107	1:05,971	0:25,495	0:26,045	0:14,431	1:02,295	0:23,282	0:23,548	0:15,465	1:11,973	0:26,516	0:29,236	0:16,221
Runde 2	3:37,976	0:16,059	0:25,147	2:56,770	0:52,315	0:15,816	0:23,872	0:12,627	0:50,865	0:15,674	0:22,269	0:12,922	0:52,857	0:16,659	0:22,898	0:13,300
Runde 3	0:49,730	0:16,099	0:21,070	0:12,561	0:46,328	0:14,611	0:19,991	0:11,726	0:46,796	0:13,472	0:21,468	0:11,856	0:46,827	0:14,001	0:20,602	0:12,224
Runde 4	0:45,186	0:13,289	0:19,809	0:12,088	0:49,733	0:13,439	0:24,490	0:11,804	0:47,088	0:13,036	0:19,524	0:14,528	0:45,436	0:13,532	0:19,872	0:12,032
Runde 5	1:03,613	0:13,117	0:38,391	0:12,105	0:44,112	0:13,042	0:19,518	0:11,552	0:43,240	0:12,644	0:19,123	0:11,473	0:45,116	0:13,125	0:20,030	0:11,961
Runde 6	0:45,592	0:13,970	0:19,915	0:11,707	0:43,732	0:12,851	0:19,272	0:11,609	0:43,441	0:12,560	0:19,326	0:11,555	0:44,463	0:13,235	0:19,409	0:11,819
Runde 7	0:43,557	0:12,774	0:19,489	0:11,294	0:43,757	0:12,831	0:19,325	0:11,601	0:45,486	0:13,412	0:20,153	0:11,921	0:44,250	0:12,797	0:19,537	0:11,916
Runde 8	0:42,885	0:12,335	0:18,978	0:11,572	0:43,586	0:12,733	0:19,328	0:11,525	0:42,979	0:12,575	0:18,986	0:11,418	0:43,654	0:12,596	0:19,189	0:11,869
Runde 9		0:12,756	0:19,419		0:43,454	0:12,777	0:19,184	0:11,493	0:43,060	0:12,548	0:19,093	0:11,419	0:44,937	0:12,790	0:19,997	0:12,150
Runde 10					0:43,653	0:12,901	0:19,174	0:11,578	0:43,396	0:12,538	0:19,084	0:11,774	0:43,682	0:12,586	0:19,312	0:11,784
Runde 11					0:43,082	0:12,533	0:19,207	0:11,342	0:43,859	0:12,955	0:19,458	0:11,446	0:43,029	0:12,410	0:19,028	0:11,591
Runde 12					0:42,902	0:12,552	0:19,015	0:11,335	0:43,292	0:12,405	0:18,836	0:12,051	0:44,156	0:12,512	0:19,494	0:12,150
Runde 13						0:12,601	0:19,370		0:42,931	0:12,617	0:18,977	0:11,337	0:44,042	0:13,081	0:19,197	0:11,764



### free practice DSKM (K22) Group 1

Strecke / track: 1107m  
 started: 16 classified: 16 not classified: 0

Pos	Str. Nr.	Fahrer / Driver	Nation	Bewerber / Sponsor	Nation	Lizenz	Chassis / Motor / Reifen	Runden Laps	Differenz	Abstand Gap	beste Runde best Lap	in R. in L.	Geschw. Speed
1	234	LONGHI, Riccardo	ITA	BIREL ART RACING KSW	AUT	296344 BK102	Birel Art / TM / Vega	8			0:42,056	8	94,8 km/h
2	221	IGLESIAS, Jérémy	FRA	RS Schumacher Racing Team	DEU	187987 KBF1067587	IPK Praga / IAME / Vega	5	0:00,071	0:00,071	0:42,127	5	94,6 km/h
3	201	FEDERER, Fabian	ITA	SRP Racing Team	DEU	353643 KBF1156791	Maranello / TM / Vega	10	0:00,128	0:00,057	0:42,184	10	94,5 km/h
4	222	PAUL, Maximilian	DEU	DR SRL	ITA	IKB1140086 296449	DR / Modena / Vega	5	0:00,252	0:00,124	0:42,308	4	94,2 km/h
5	223	DAVIES, Dylan	NLD	DR SRL	ITA	19701 296449	DR / Modena / Vega	6	0:00,330	0:00,078	0:42,386	6	94,0 km/h
6	232	LUYET, Jean	CHE	CRG Holland	NLD	505028 15521	CRG / TM / Vega	10	0:00,419	0:00,089	0:42,475	8	93,8 km/h
7	204	SCHMITZ, Alexander	DEU	Renda Motorsport	ITA	IKA1120614 322880	Tony Kart / Vortex / Vega	7	0:00,535	0:00,116	0:42,591	7	93,6 km/h
8	227	HORN, Moritz	DEU	CPB SPORT	FRA	IKB1132818 232241	SODI / TM / Vega	9	0:00,569	0:00,034	0:42,625	8	93,5 km/h
9	225	TALAS, Jakub	CZE	JOKA RACING	CZE	19AS0135 19AT01111	Birel Art / TM / Vega	11	0:00,889	0:00,320	0:42,945	8	92,8 km/h
10	277	JAVUREK, Dominik	CZE	JOKA RACING	CZE	19AS0193 19AT01111	Birel Art / TM / Vega	10	0:00,899	0:00,010	0:42,955	7	92,8 km/h
11	208	MROSEK, Michael	DEU	Team AK-Racing	AUT	IKC1131164 BK005	Intrepid / TM / Vega	11	0:00,944	0:00,045	0:43,000	7	92,7 km/h
12	207	GUSTAVSSON, Viktor	SWE	JP RACING	SWE	200404010150 105	Exprit / Vortex / Vega	10	0:00,964	0:00,020	0:43,020	10	92,6 km/h
13	218	JOHANSSON, Andreas	SWE	CRG Holland	NLD	199907225875 15521	CRG / TM / Vega	10	0:01,077	0:00,113	0:43,133	9	92,4 km/h
14	219	SJÖBERG, Jesper	SWE	CRG Holland	NLD	199910020057 15521	CRG / TM / Vega	11	0:01,248	0:00,171	0:43,304	9	92,0 km/h
15	224	ALMEIDA, Rodrigo	MOZ	DR SRL	ITA	010 296449	DR / Modena / Vega	9	0:01,371	0:00,123	0:43,427	6	91,8 km/h
16	261	TLUSTÝ, Alex	CZE	Jiri Tlustý	CZE	19AS0064 19AT00151	Birel Art / TM / Vega	11	0:01,667	0:00,296	0:43,723	5	91,1 km/h


Rennleitung: Volker Ehekircher Racedirektor: Horst Seidel

Sportkommissare: Yasin Özer / Tobias Amann / Peter Brings / Florian Koziol

Techn. Kommissare: Hans-Jürgen Dangers / M. Grasshoff / C. Schmidt / J. Lawinger / D. Pietzko / H.-W. Schäfer / K.L. Rusczyński / A. Sengpiel

Zeitnahme: KART-DATA timing service Franz Schieszler / Manuela Hintner



**DEUTSCHE KART-MEISTERSCHAFT**

**Round 3: 12 - 14 / 07 / 2019**

**ERFTLANDRING KERPEN**






**DMSB**



DMSB-RegNr.:168/19

### free practice DSKM (KZ2) Group 1


Fahrername Driver	Longhi Riccardo	Iglesias Jérémy	Federer Fabian	Paul Maximilian	Davies Dylan	Luyet Jean	Schmitz Alexander	Horn Moritz	Talas Jakub	Javurek Dominik	Mrosek Michael	Gustavsson Viktor
schnellste Runde in Runde	0:42,056 Rn. 8	0:42,127 Rn. 5	0:42,184 Rn. 10	0:42,308 Rn. 4	0:42,386 Rn. 6	0:42,475 Rn. 8	0:42,591 Rn. 7	0:42,625 Rn. 8	0:42,945 Rn. 8	0:42,955 Rn. 7	0:43,000 Rn. 7	0:43,020 Rn. 10
Speed	94,8 km/h	94,6 km/h	94,5 km/h	94,2 km/h	94,0 km/h	93,8 km/h	93,6 km/h	93,5 km/h	92,8 km/h	92,8 km/h	92,7 km/h	92,6 km/h
Lap 1	0:58,858	1:02,269	1:15,754	1:09,686	0:57,285	1:12,543	1:17,379	1:11,631	1:12,101	1:12,087	1:06,597	1:15,104
Lap 2	0:51,675	0:53,991	1:01,174	0:46,555	0:45,875	0:57,225	0:58,733	0:53,753	0:49,943	0:51,491	0:54,960	0:57,683
Lap 3	2:51,646	0:47,433	0:52,050	0:42,839	0:49,287	0:52,208	0:51,182	0:45,255	0:45,255	0:45,314	0:47,222	0:49,237
Lap 4	0:57,985	0:42,567	0:47,919	0:42,308	0:42,858	0:49,253	2:47,538	0:43,775	0:43,602	0:43,440	0:43,744	0:47,390
Lap 5	0:50,656	0:42,127	0:47,675	0:48,008	0:42,609	0:47,475	0:49,223	0:43,049	0:43,188	0:43,256	0:43,255	0:46,010
Lap 6	0:42,898		0:46,053		0:42,386	0:44,811	0:43,609	0:42,901	0:43,849	0:43,401	0:43,181	0:44,132
Lap 7	0:42,296		0:47,825			0:42,847	0:42,591	0:42,651	0:43,021	0:42,955	0:43,000	0:44,394
Lap 8	0:42,056		0:42,858			0:42,475	0:42,475	0:42,625	0:42,945	0:43,551	0:44,172	0:43,162
Lap 9			0:42,804			0:42,479		1:34,653	0:43,089	0:43,208	0:49,795	0:43,519
Lap 10			0:42,184			0:49,600			0:43,059	0:42,966	0:44,592	0:43,020
Lap 11									0:43,806		0:43,899	

**DEUTSCHE KART-MEISTERSCHAFT**

**Round 3: 12 - 14 / 07 / 2019**




**ERFTLANDRING KERPEN**



DMSB-RegNr.:168/19

### free practice DSKM (KZ2) Group 1

Fahrername Driver	Johansson Andreas	Sjöberg Jesper	Almeida Rodrigo	Tlustý Alex
schnellste Runde in Runde	0:43,133 Rn. 9	0:43,304 Rn. 9	0:43,427 Rn. 6	0:43,723 Rn. 5
Speed	92,4 km/h	92,0 km/h	91,8 km/h	91,1 km/h
Lap 1	1:13,126	0:57,708	1:07,384	0:57,756
Lap 2	0:52,305	0:48,357	0:47,064	0:47,638
Lap 3	0:44,467	0:45,040	0:43,837	0:45,270
Lap 4	0:44,299	0:44,768	0:43,741	0:44,496
Lap 5	0:43,972	0:43,631	0:48,209	0:43,723
Lap 6	0:43,638	0:44,177	0:43,427	0:44,989
Lap 7	0:44,419	0:43,776	0:47,660	0:44,098
Lap 8	0:43,393	0:43,352	0:46,823	0:43,780
Lap 9	0:43,133	0:43,304	0:45,205	0:43,743
Lap 10	0:43,250	0:43,344		0:46,960
Lap 11		0:47,038		0:44,270


**Round 3: 12 - 14 / 07 / 2019**




**ERFTLANDRING KERPEN**

**DEUTSCHE KART-MEISTERSCHAFT**

DMSB-RegNr:168/19

## free practice DSKM (K22) Group 1



Ziel		Sektion 1		Sektion 2		Sektion 3	
Fahrername	Zeit	Fahrername	Zeit	Fahrername	Zeit	Fahrername	Zeit
1 234 Longhi,Ricardo	0:42,056	222 Paul,Maximilian	0:12,212	234 Longhi,Ricardo	0:18,640	222 Paul,Maximilian	0:11,114
2 221 Iglesias,Jérémy	0:42,127	232 Luyet,Jean	0:12,233	201 Federer,Fabian	0:18,726	221 Iglesias,Jérémy	0:11,140
3 201 Federer,Fabian	0:42,184	221 Iglesias,Jérémy	0:12,238	221 Iglesias,Jérémy	0:18,749	234 Longhi,Ricardo	0:11,170
4 222 Paul,Maximilian	0:42,308	234 Longhi,Ricardo	0:12,246	223 Davies,Dylan	0:18,829	201 Federer,Fabian	0:11,180
5 223 Davies,Dylan	0:42,386	223 Davies,Dylan	0:12,260	232 Luyet,Jean	0:18,876	204 Schmitz,Alexander	0:11,211
6 232 Luyet,Jean	0:42,475	201 Federer,Fabian	0:12,278	222 Paul,Maximilian	0:18,882	223 Davies,Dylan	0:11,240
7 204 Schmitz,Alexander	0:42,591	207 Gustavsson,Viktor	0:12,387	227 Horn,Moritz	0:18,915	232 Luyet,Jean	0:11,272
8 227 Horn,Moritz	0:42,625	227 Horn,Moritz	0:12,396	208 Mrosek,Michael	0:18,932	227 Horn,Moritz	0:11,301
9 225 Talas,Jakub	0:42,945	204 Schmitz,Alexander	0:12,411	204 Schmitz,Alexander	0:18,969	225 Talas,Jakub	0:11,311
10 277 Javurek,Dominik	0:42,955	277 Javurek,Dominik	0:12,413	225 Talas,Jakub	0:19,090	277 Javurek,Dominik	0:11,330
11 208 Mrosek,Michael	0:43,000	219 Sjöberg,Jesper	0:12,414	207 Gustavsson,Viktor	0:19,100	207 Gustavsson,Viktor	0:11,331
12 207 Gustavsson,Viktor	0:43,020	208 Mrosek,Michael	0:12,439	277 Javurek,Dominik	0:19,110	218 Johansson,Andreas	0:11,400
13 218 Johansson,Andreas	0:43,133	225 Talas,Jakub	0:12,442	218 Johansson,Andreas	0:19,202	208 Mrosek,Michael	0:11,443
14 219 Sjöberg,Jesper	0:43,304	218 Johansson,Andreas	0:12,492	224 Almeida,Rodrigo	0:19,204	224 Almeida,Rodrigo	0:11,490
15 224 Almeida,Rodrigo	0:43,427	224 Almeida,Rodrigo	0:12,492	261 Tlustý,Alex	0:19,294	261 Tlustý,Alex	0:11,505
16 261 Tlustý,Alex	0:43,723	261 Tlustý,Alex	0:12,571	219 Sjöberg,Jesper	0:19,306	219 Sjöberg,Jesper	0:11,522

**DEUTSCHE KART-MEISTERSCHAFT**

**Round 3: 12 - 14 / 07 / 2019**

**ERFTLANDRING KERPEN**

DMSB-RegNr:168/19





**free practice DSKM (K22) Group 1**

Die schnellsten Zeiten

Ort	Nr. Fahrername	Zeit	Streckenl.	Ø Speed
Ziel	234 Longhi,Riccardo	0:42,056	1107 m	94,8 km/h
Sektion 1	222 Paul,Maximilian	0:12,212	329 m	97,0 km/h
Sektion 2	234 Longhi,Riccardo	0:18,640	475 m	91,7 km/h
Sektion 3	222 Paul,Maximilian	0:11,114	303 m	98,1 km/h

	Smr.234 Longhi,Riccardo ITA BIREL ART RACING KSW theoretisch mögliche Bestzeit 0:42,056	Smr.221 Iglesias,Jérémy FRA RS Schumacher Racing Team theoretisch mögliche Bestzeit 0:42,127	Smr.201 Federer,Fabian ITA SRP Racing Team theoretisch mögliche Bestzeit 0:42,184	Smr.222 Paul,Maximilian DEU DR SRL theoretisch mögliche Bestzeit 0:42,208	Smr.223 Davies,Dylan NLD DR SRL theoretisch mögliche Bestzeit 0:42,329
best	Ziel Sektion 1 Sektion 2 Sektion 3 0:42,056 0:12,246 0:18,640 0:11,170	Ziel Sektion 1 Sektion 2 Sektion 3 0:42,127 0:12,238 0:18,749 0:11,140	Ziel Sektion 1 Sektion 2 Sektion 3 0:42,184 0:12,278 0:18,726 0:11,180	Ziel Sektion 1 Sektion 2 Sektion 3 0:42,308 0:12,212 0:18,882 0:11,114	Ziel Sektion 1 Sektion 2 Sektion 3 0:42,386 0:12,260 0:18,829 0:11,240
Runde 1	0:58,858 0:20,102 0:24,656 0:14,100	1:02,269 0:20,347 0:27,544 0:14,378	1:15,754 0:25,655 0:33,328 0:16,771	1:09,686 0:22,820 0:32,524 0:14,342	0:57,285 0:19,181 0:24,889 0:13,215
Runde 2	0:51,675 0:14,892 0:23,123 0:13,660	0:53,991 0:17,216 0:24,078 0:12,697	1:01,174 0:19,482 0:26,551 0:15,141	0:46,555 0:14,651 0:20,273 0:11,631	0:45,875 0:13,403 0:19,988 0:12,484
Runde 3	2:51,646 0:13,364 0:19,838 2:18,444	0:47,433 0:13,397 0:22,451 0:11,585	0:52,050 0:15,972 0:23,188 0:12,890	0:42,839 0:12,549 0:19,016 0:11,274	0:49,287 0:15,119 0:21,105 0:13,063
Runde 4	0:57,985 0:19,808 0:25,005 0:13,172	0:42,567 0:12,450 0:18,931 0:11,186	0:47,919 0:13,841 0:21,306 0:12,772	0:42,308 0:12,312 0:18,882 0:11,114	0:42,858 0:12,543 0:19,028 0:11,287
Runde 5	0:50,656 0:15,560 0:22,587 0:12,509	0:42,127 0:12,238 0:18,749 0:11,140	0:47,675 0:12,963 0:21,807 0:12,905	0:48,008 0:12,212 0:23,785 0:12,011	0:42,609 0:12,260 0:18,971 0:11,378
Runde 6	0:42,898 0:12,341 0:19,062 0:11,295	0:19,434	0:46,053 0:13,209 0:19,432 0:13,412		0:42,317 0:18,829 0:11,240
Runde 7	0:42,296 0:12,266 0:18,814 0:11,216		0:47,825 0:15,520 0:20,547 0:11,758		0:21,270
Runde 8	0:42,056 0:12,246 0:18,640 0:11,170		0:42,858 0:12,545 0:19,003 0:11,310		
Runde 9	0:18,200		0:42,804 0:12,620 0:18,955 0:11,229		
Runde 10			0:42,184 0:12,278 0:18,726 0:11,180		
Runde 11			0:18,063		



**DEUTSCHE KART-MEISTERSCHAFT**

**Round 3: 12 - 14 / 07 / 2019**

**ERFTLANDRING KERPEN**

**DMSB**





DMSB-RegNr:168/19

**free practice DSKM (K22) Group 1**

Die schnellsten Zeiten

Ort	Nr. Fahrername	Zeit	Streckenl.	Ø Speed
Ziel	234 Longhi,Riccardo	0:42,056	1107 m	94,8 km/h
Sektion 1	222 Paul,Maximilian	0:12,212	329 m	97,0 km/h
Sektion 2	234 Longhi,Riccardo	0:18,640	475 m	91,7 km/h
Sektion 3	222 Paul,Maximilian	0:11,114	303 m	98,1 km/h

	Stmr.232 Luyet,Jeon CHE CRG Holland	Stmr.204 Schmitz,Alexander DEU Renda Motorsport	Stmr.227 Horn,Moritz DEU CPB SPORT	Stmr.225 Tatas,Jakub CZE JOKA RACING	Stmr.277 Javurek,Dominik CZE JOKA RACING
	theoretisch mögliche Bestzeit 0:42,381	theoretisch mögliche Bestzeit 0:42,591	theoretisch mögliche Bestzeit 0:42,612	theoretisch mögliche Bestzeit 0:42,843	theoretisch mögliche Bestzeit 0:42,853
best	Ziel 0:42,475 0:12,233 0:18,876 0:11,272	Ziel 0:42,591 0:12,411 0:18,969 0:11,211	Ziel 0:42,625 0:12,396 0:18,915 0:11,301	Ziel 0:42,945 0:12,442 0:19,090 0:11,311	Ziel 0:42,955 0:12,413 0:19,110 0:11,330
Runde 1	1:12,543 0:26,228 0:29,868 0:16,447	1:17,379 0:28,183 0:32,255 0:16,941	1:11,631 0:25,517 0:30,770 0:15,344	1:12,101 0:25,208 0:31,629 0:15,264	1:12,087 0:26,124 0:29,819 0:16,144
Runde 2	0:57,225 0:17,358 0:25,569 0:14,298	0:58,733 0:19,024 0:25,635 0:14,074	0:53,753 0:17,149 0:23,913 0:12,691	0:49,943 0:15,604 0:22,011 0:12,328	0:51,491 0:16,589 0:22,220 0:12,682
Runde 3	0:52,208 0:15,375 0:23,214 0:13,619	0:51,182 0:14,939 0:23,560 0:12,683	0:45,255 0:13,474 0:19,903 0:11,878	0:45,255 0:13,289 0:20,128 0:11,838	0:45,314 0:13,402 0:20,006 0:11,906
Runde 4	0:49,253 0:14,352 0:21,957 0:12,944	2:47,538 0:13,440 0:21,933 2:12,165	0:43,775 0:12,707 0:19,507 0:11,561	0:43,602 0:12,765 0:19,309 0:11,528	0:43,440 0:12,590 0:19,291 0:11,559
Runde 5	0:47,475 0:13,133 0:21,561 0:12,781	0:49,223 0:15,697 0:21,149 0:12,377	0:43,049 0:12,495 0:19,132 0:11,422	0:43,188 0:12,615 0:19,192 0:11,381	0:43,256 0:12,599 0:19,225 0:11,432
Runde 6	0:44,811 0:12,830 0:19,384 0:12,597	0:43,609 0:12,748 0:19,401 0:11,460	0:42,901 0:12,406 0:19,038 0:11,457	0:43,849 0:12,508 0:19,836 0:11,505	0:43,401 0:12,602 0:19,269 0:11,530
Runde 7	0:42,847 0:12,480 0:19,014 0:11,953	0:42,591 0:12,411 0:18,969 0:11,211	0:42,651 0:12,396 0:18,939 0:11,316	0:43,021 0:12,482 0:19,190 0:11,349	0:42,955 0:12,501 0:19,124 0:11,330
Runde 8	0:42,475 0:12,283 0:18,920 0:11,272		0:42,625 0:12,409 0:18,915 0:11,301	0:42,945 0:12,442 0:19,090 0:11,413	0:43,551 0:12,413 0:19,125 0:12,013
Runde 9	0:42,479 0:12,233 0:18,876 0:11,370		1:34,653 0:12,453 0:19,670 1:02,530	0:43,089 0:12,515 0:19,263 0:11,311	0:43,208 0:12,504 0:19,307 0:11,397
Runde 10	0:49,600 0:12,953 0:24,990 0:11,657		0:15,633 0:21,184	0:43,059 0:12,467 0:19,254 0:11,338	0:42,966 0:12,448 0:19,110 0:11,408
Runde 11	0:17,915			0:43,806 0:12,800 0:19,471 0:11,535	0:13,629 0:22,109
				0:17,801	

**DEUTSCHE KART-MEISTERSCHAFT**

**Round 3: 12 - 14 / 07 / 2019**

**ERFTLANDRING KERPEN**

**DMSB**




DMSB-RegNr:168/19

**free practice DSKM (K22) Group 1**

Die schnellsten Zeiten

Ort	Nr. Fahrername	Zeit	Streckenl.	Ø Speed
Ziel	234 Longhi,Riccardo	0:42,056	1107 m	94,8 km/h
Sektion 1	222 Paul,Maximilian	0:12,212	329 m	97,0 km/h
Sektion 2	234 Longhi,Riccardo	0:18,640	475 m	91,7 km/h
Sektion 3	222 Paul,Maximilian	0:11,114	303 m	98,1 km/h

	Smr.208 Mrosek,Michael DEU Team AK-Racing	Smr.207 Gustavsson,Viktor SWE JP RACING	Smr.218 Johansson,Andreas SWE CRG Holland	Smr.219 Sjöberg,Jesper SWE CRG Holland	Smr.224 Almeida,Rodrigo MOZ DR SRL
	theoretisch mögliche Bestzeit 0:42,814	theoretisch mögliche Bestzeit 0:42,818	theoretisch mögliche Bestzeit 0:43,094	theoretisch mögliche Bestzeit 0:43,242	theoretisch mögliche Bestzeit 0:43,186
best	Ziel 0:43,000	Ziel 0:43,020	Ziel 0:43,133	Ziel 0:43,304	Ziel 0:43,427
Runde 1	1:06,597	1:15,104	1:13,126	0:57,708	1:07,384
Runde 2	0:54,960	0:57,683	0:52,305	0:48,357	0:47,064
Runde 3	0:47,222	0:49,237	0:44,467	0:45,040	0:43,837
Runde 4	0:43,744	0:47,390	0:44,299	0:44,768	0:43,741
Runde 5	0:43,255	0:46,010	0:43,972	0:43,631	0:48,209
Runde 6	0:43,181	0:44,132	0:43,638	0:44,177	0:43,427
Runde 7	0:43,000	0:44,394	0:44,419	0:43,776	0:47,660
Runde 8	0:44,172	0:43,162	0:43,393	0:43,352	0:46,823
Runde 9	0:49,795	0:43,519	0:43,133	0:43,304	0:45,205
Runde 10	0:44,592	0:13,792	0:43,250	0:43,344	0:45,205
Runde 11	0:43,899	0:12,461	0:43,250	0:47,038	0:45,205
	0:18,932	0:11,478	0:19,202	0:19,384	0:19,463
	0:19,464	0:11,494	0:19,103	0:19,554	0:11,823
		0:17,017	0:15,964	0:13,057	0:13,858
	0:15,265	0:13,829	0:12,415	0:23,135	0:30,534
	0:13,957	0:25,849	0:23,147	0:21,881	0:20,115
	0:20,624	0:22,033	0:19,678	0:19,790	0:19,528
	0:11,505	0:12,831	0:11,630	0:12,639	0:19,528
	0:19,373	0:21,078	0:19,673	0:12,569	0:19,418
	0:19,175	0:20,192	0:19,625	0:12,976	0:23,845
	0:19,042	0:19,482	0:19,408	0:19,563	0:19,204
	0:19,927	0:12,847	0:19,408	0:12,583	0:22,387
	0:22,406	0:13,387	0:20,169	0:19,555	0:20,504
	0:19,322	0:19,269	0:19,370	0:12,414	0:14,195
	0:18,932	0:12,395	0:19,230	0:12,454	0:13,919
		0:19,131	0:11,538	0:12,437	0:19,463
		0:11,494	0:11,588	0:19,384	0:11,823
		0:11,478	0:11,588	0:19,384	0:11,823
		0:12,506	0:11,588	0:19,384	0:11,823

**DEUTSCHE KART-MEISTERSCHAFT**

**Round 3: 12 - 14 / 07 / 2019**

**ERFTLANDRING KERPEN**

**DMSB**

DMSB-RegNr:168/19

**free practice DSKM (K22) Group 1**

Die schnellsten Zeiten

Ort	Nr. Fahrername	Zeit	Streckenl.	Ø Speed
Ziel	234 Longhi,Riccardo	0:42,056	1107 m	94,8 km/h
Sektion 1	222 Paul,Maximilian	0:12,212	329 m	97,0 km/h
Sektion 2	234 Longhi,Riccardo	0:18,640	475 m	91,7 km/h
Sektion 3	222 Paul,Maximilian	0:11,114	303 m	98,1 km/h

Stnr:261 Tlusty,Alex

CZE

Jiri Tlusty

theoretisch mögliche Bestzeit 0:43,370

best	Ziel	Sektion 1	Sektion 2	Sektion 3
Runde 1	0:43,723	0:12,571	0:19,294	0:11,505
Runde 2	0:57,756	0:21,234	0:23,500	0:13,022
Runde 3	0:47,638	0:14,244	0:21,097	0:12,297
Runde 4	0:45,270	0:13,386	0:20,033	0:11,851
Runde 5	0:44,496	0:12,736	0:19,658	0:12,102
Runde 6	0:43,723	0:12,765	0:19,434	0:11,524
Runde 7	0:44,989	0:12,945	0:20,249	0:11,795
Runde 8	0:44,098	0:12,770	0:19,610	0:11,718
Runde 9	0:43,780	0:12,571	0:19,541	0:11,668
Runde 10	0:43,743	0:12,860	0:19,378	0:11,505
Runde 11	0:46,960	0:13,414	0:19,294	0:14,252
Runde 12	0:44,270	0:13,289	0:19,332	0:11,649

Ziel	Sektion 1	Sektion 2	Sektion 3	Ziel	Sektion 1	Sektion 2	Sektion 3	Ziel	Sektion 1	Sektion 2	Sektion 3	Ziel	Sektion 1	Sektion 2	Sektion 3