

**DKM**  
DEUTSCHE KART-MEISTERSCHAFT

**KCK**  
KART-CLUB  
KERPEN

# Ergebnisse Results DJKM

**INT. ADAC-KARTRENNEN  
KERPEN**

**12. - 14. Juli 2019**

- Deutsche Kart-Meisterschaft (DKM)
- Deutsche Junioren-Kart-Meisterschaft (DJKM)
- Deutsche Schaltkart-Meisterschaft (DSKM)
- DMSB-Schaltkart-Cup (DSKC)
- Deutsche Elektro-Kart-Meisterschaft (DEKM)

vorläufig - ohne Gewähr

Pos	StNr.	Fahrer	Nation	Bewerber/Sponsor	Nation	Lizenz B-Lizenz	Chassis/Motor/Reifen	Siege	Gesamt- punkte	Lonsato (ITA)			Wackersdorf			Kerpen				
										TQ	Heats	Race 1	Race 2	TQ	Heats	Race 1	Race 2	TQ	Heats	Race 1
1	146	De Haan, Robert	NLD	ENERGY CORSE S.R.L.	ITA	40204 295423 IKCJ1156048	Energy / TM / Vega	5	185	9	20	25	15	25	25	1	15	25	25	
2	106	Bergmeister, Jakob	DEU	Millennium Racing Team	DEU	KBF1095578 026/TKT	Tony Kart / Vortex / Vega		102	7	13	11	9	11	13	5	12	11	10	
3	122	Ho, Christian	SGP	Ricky Flynn Motorsport	GBR	162392 909365	FA Victory R / Vortex / Vega		101	3	12	16	20			10	20	20		
4	132	Leistra, Luca	BEL	RS Schumacher Racing Team	DEU	KBF1067587 5746	IPK Praga / TM / Vega		98	8	11	13	12	20	16			7	11	
5	139	Révész, Levente	HUN	KR MOTORSPORT SRL	ITA	436754 D1845 SK 19 JR-C	KR / Parilla / Vega		79	1		8	1	10	16	20			10	13
6	129	Scionti, Enzo Riccardo	USA	Ward Racing	SWE	102 74056	Tony Kart / Vortex / Vega		62	5	10	10	8	13	10	3			3	
7	124	Jakobsen, Mathias Bjerre	DNK	TK Racing	DNK	52208	FA Kart / TM / Vega		56	10	4		6	8	11	3	9	5		
8	175	Gregor, Daniel	DEU	Junior TEAM75	DEU	IKCJ1168157 KBF1154079	Kart Republic / IAME / Vega		47	3	8					7	13	16		
9	140	Wharton, James	AUS	Ricky Flynn Motorsport	GBR	162392 66542	FA Victory R / Vortex / Vega	1	45	5	15	25								
10	119	Tanggard, Emil	DNK	HK Motorsport	DNK	81330	Kart Republic / TM / Vega		44	2			1	7		9	16	9		
11	108	Rauer, Fabio	DEU	RS Schumacher Racing Team	DEU	IKCJ1164921 KBF1067587	Praga / TM / Vega		41		6	7	7	4	9	9	6			
12	144	Karlsson, William	SWE	Nika International	SWE	222 IKCJ1160869	Exprit / Vortex / Vega		38		9	16	5		4				4	
13	113	Andronaco, Vincent	DEU	Team Hemkemeyer	DEU	KBF1079090 500287	Intrepid / IAME / Vega		30			9		4	6			5	6	
14	107	Naudé, Toni Kayla	CHE	Innovate Competition	CHE	500033 57430	Exprit / IAME / Vega		23		1					8	6	8		
15	114	Magnussen, Mickey	DNK	RS Competition	DNK	36053 200603285693	Tony Kart / Vortex / Vega		22	1	6	7						1	7	
16	133	Ringdahl, Neo	SWE	Bamberger Karttracing	DEU	KBF1197896 IKCJ1173160	Luxor / LKE / Vega		22			3	5	7	7					
17	115	Ried, Lenny	DEU	Solgat Motorsport	DEU	KBF1079882 IKCJ1174061	Birel Art / TM / Vega		15					10	5					
18	112	Gröndahl, Torben	DEU	Team Hemkemeyer	DEU	KBF1079090 NZL 148	Intrepid / IAME / Vega		12				3	6	1			2		
19	109	Probst, Kaden	NZL	Darren Probst	NZL	148E 67563	Tony Kart / Vortex / Vega		12		1		1	5				5		
20	117	Olsen, Elias	DNK	HK Motorsport	DNK	81330 IKCJ1166371	Kart Republic / IAME / Vega		11		5							4	2	
21	111	Rehm, Maxim	DEU	Rehm Racing	DEU	KBF1044805 IKCJ1167039	CRG / TM / Vega		10						2			8		
22	188	Schmitz, Marc	DEU	Maxim Racing Sport	DEU	KBF1167038 JK2178	Exprit / Vortex / Vega		10					2	8					
23	120	Felbermayr, Horst Felix	AUT	Solgat Motorsport	DEU	KBF1079882 58099	Ricciardo / TM / Vega		9			6	3							
24	118	Terkildsen, Magnus	DNK	HK Motorsport	DNK	81330 66433	Kart Republic / IAME / Vega		9		3	5						1		
25	116	Kristiansen, Marius	DNK	HK Motorsport	DNK	81330 200603168956	Kart Republic / IAME / Vega		8				2	3	3					
26	136	Pedersen, Oscar	SWE	Bamberger Karttracing	DEU	KBF1197896 IKCJ1176826	Luxor / LKE / Vega		8	4	2	2								
27	128	Jaromin, David	DEU	SRP Racing Team	DEU	KBF1156791 IKCJ1136143	Maranello / TM / Vega		6									4	2	
28	125	Julius-Bernhart, Jannik	DEU	SRP Racing Team	DEU	KBF1156791 JK2062	Maranello / TM / Vega		4			4								
29	141	Rieberer, Paul	AUT	Hold Maranello Racing Team	AUT	BK 003 IKCJ1183496	Maranello / TM / Vega		3											3
30	174	Duoffre, Paul	DEU	CRG Keijzer racing	NLD	28613	CRG / IAME / Vega		1											1








**DEUTSCHE KART-MEISTERSCHAFT**

**Round 3: 12 - 14 / 07 / 2019**

**ERFTLANDRING KERPEN**



**DMSB**

DMSB-RegNr.:168/19

## R 20 DJKM (OK-Junior) Race 2

Fahrername Driver	De Haan Robert	Ho Christian	Gregor Daniel	Révész Levente	Leistra Luca	Bergmeister Jakob	Tanggaard Emil	Inthraphuvasak Tasanapol	Naudé Toni Kayla	Magnussen Mickey	Andronaco Vincent	Jakobsen Mathias Bierre
schnellste Runde in Runde	0:44,621 Rn. 10	0:44,728 Rn. 9	0:44,730 Rn. 9	0:44,856 Rn. 9	0:44,525 Rn. 9	0:44,535 Rn. 16	0:44,910 Rn. 10	0:44,719 Rn. 9	0:45,038 Rn. 9	0:44,772 Rn. 9	0:45,093 Rn. 13	0:44,735 Rn. 10
Speed	89,3 km/h	89,1 km/h	89,1 km/h	88,8 km/h	89,5 km/h	89,5 km/h	88,7 km/h	89,1 km/h	88,5 km/h	89,0 km/h	88,4 km/h	89,1 km/h
Lap 1	0:46,717	0:47,616	0:47,394	0:47,588	0:47,407	0:48,009	0:48,447	0:47,438	0:48,305	0:48,750	0:48,461	0:48,393
Lap 2	0:46,642	0:46,804	0:46,604	0:46,961	0:46,940	0:46,783	0:46,859	0:47,260	0:46,809	0:46,875	0:47,157	0:46,726
Lap 3	0:45,667	0:45,933	0:45,823	0:46,027	0:46,220	0:45,873	0:46,156	0:46,064	0:46,354	0:46,044	0:46,191	0:46,254
Lap 4	0:45,339	0:45,611	0:45,499	0:45,571	0:45,549	0:45,595	0:45,776	0:45,541	0:46,346	0:46,074	0:46,061	0:45,838
Lap 5	0:45,121	0:45,335	0:45,243	0:45,342	0:45,349	0:45,314	0:45,310	0:45,352	0:45,705	0:45,676	0:45,638	0:45,383
Lap 6	0:45,102	0:45,088	0:45,155	0:45,209	0:45,281	0:45,259	0:45,460	0:45,061	0:45,399	0:45,481	0:45,446	0:45,336
Lap 7	0:44,771	0:44,840	0:45,081	0:44,895	0:44,863	0:44,890	0:45,211	0:44,768	0:45,385	0:46,162	0:47,949	0:45,159
Lap 8	0:44,845	0:44,958	0:45,112	0:44,857	0:45,121	0:45,487	0:45,048	0:44,990	0:45,175	0:44,933	0:46,149	0:45,131
Lap 9	0:44,667	0:44,728	0:44,730	0:44,856	0:44,525	0:44,585	0:44,936	0:44,719	0:45,038	0:44,772	0:45,297	0:45,055
Lap 10	0:44,621	0:44,942	0:45,349	0:44,934	0:44,775	0:44,710	0:44,910	0:45,057	0:45,309	0:44,788	0:45,225	0:44,735
Lap 11	0:46,263	0:45,840	0:45,727	0:46,393	0:45,715	0:50,990	0:45,778	0:45,878	0:46,253	0:47,730	0:45,212	0:45,881
Lap 12	0:45,176	0:46,078	0:46,318	0:45,744	0:46,133	0:45,086	0:45,598	0:47,002	0:45,766	0:45,663	0:45,910	0:45,833
Lap 13	0:44,998	0:45,524	0:45,312	0:45,122	0:45,077	0:45,176	0:45,094	0:45,306	0:45,751	0:45,186	0:45,093	0:45,044
Lap 14	0:45,067	0:45,502	0:45,803	0:45,898	0:45,793	0:44,779	0:45,435	0:46,348	0:45,203	0:44,918	0:45,544	0:45,622
Lap 15	0:44,769	0:45,194	0:45,722	0:45,551	0:45,705	0:44,762	0:45,331	0:45,343	0:45,170	0:45,010	0:45,101	0:45,856
Lap 16	0:44,774	0:45,045	0:45,515	0:45,537	0:45,517	0:44,535	0:45,501	0:45,053	0:45,115	0:44,862	0:45,119	0:45,190
Lap 17	0:44,633	0:45,005	0:45,668	0:45,499	0:46,901	0:45,575	0:46,624	0:46,715	0:45,467	0:46,118	0:45,682	0:46,328
Lap 18	0:44,670	0:44,913	0:45,742	0:45,807	0:45,237	0:45,584	0:46,215	0:46,267	0:45,215	0:45,302	0:45,206	0:46,100






**DEUTSCHE KART-MEISTERSCHAFT**

**Round 3: 12 - 14 / 07 / 2019**

**ERFTLANDRING KERPEN**

**DMSB**



DMSB-RegNr.:168/19

## R 20 DJKM (OK-Junior) Race 2

Fahrername Driver	Karlsson William	Rieberer Paul	Zilisch Connor	Olsen Elias	Ducoffre Paul	Kristiansen Marius	Tohum Arthur	Rauer Fabio	Pedersen Oscar	Mustafa Dalvin	Inderfurth Luca	Nehmer Gino
schnellste Runde in Runde	0:45,016 Rn. 10	0:45,065 Rn. 9	0:44,707 Rn. 13	0:44,891 Rn. 15	0:44,844 Rn. 9	0:44,991 Rn. 17	0:45,104 Rn. 16	0:44,885 Rn. 16	0:45,292 Rn. 8	0:45,341 Rn. 17	0:45,088 Rn. 9	0:45,077 Rn. 9
Speed	88,5 km/h	88,4 km/h	89,1 km/h	88,8 km/h	88,9 km/h	88,6 km/h	88,4 km/h	88,8 km/h	88,0 km/h	87,9 km/h	88,4 km/h	88,4 km/h
Lap 1	0:49,227	0:49,652	0:52,481	0:48,830	0:49,761	0:53,257	0:50,130	0:51,859	0:53,671	0:49,679	0:53,428	0:52,877
Lap 2	0:46,760	0:46,972	0:45,990	0:46,856	0:47,103	0:47,128	0:46,798	0:46,217	0:47,170	0:47,510	0:47,591	0:47,529
Lap 3	0:46,424	0:46,700	0:45,164	0:46,170	0:46,699	0:46,481	0:46,627	0:45,581	0:47,638	0:46,710	0:47,358	0:46,134
Lap 4	0:45,901	0:46,853	0:45,821	0:46,579	0:46,643	0:46,129	0:46,614	0:46,224	0:46,076	0:46,780	0:46,512	0:46,554
Lap 5	0:46,168	0:46,167	0:46,344	0:46,271	0:46,302	0:45,710	0:46,325	0:46,267	0:46,278	0:46,288	0:47,178	0:45,859
Lap 6	0:45,428	0:45,764	0:45,850	0:45,477	0:45,894	0:45,553	0:46,286	0:46,180	0:45,742	0:46,114	0:45,719	0:45,462
Lap 7	0:46,358	0:45,494	0:45,733	0:46,586	0:46,059	0:45,467	0:45,733	0:45,714	0:45,397	0:46,763	0:45,520	0:45,525
Lap 8	0:45,629	0:45,378	0:44,762	0:45,871	0:45,560	0:45,443	0:46,276	0:45,857	0:45,292	0:45,882	0:45,355	0:45,270
Lap 9	0:45,354	0:45,065	0:44,877	0:45,319	0:44,844	0:45,195	0:45,704	0:45,140	0:45,384	0:45,727	0:45,088	0:45,077
Lap 10	0:45,016	0:46,051	0:47,812	0:45,843	0:46,110	0:48,401	0:48,101	0:49,483	0:46,652	0:49,261	0:47,486	0:48,125
Lap 11	0:45,381	0:45,274	0:44,951	0:46,138	0:45,444	0:46,159	0:45,777	0:46,048	0:46,962	0:47,435	0:45,895	0:47,364
Lap 12	0:45,719	0:45,435	0:45,086	0:45,337	0:48,411	0:45,524	0:45,986	0:45,532	0:46,899	0:46,680	0:46,732	0:46,988
Lap 13	0:45,187	0:45,435	0:44,707	0:45,128	0:45,289	0:45,212	0:45,527	0:45,315	0:46,320	0:46,373	0:46,679	0:46,881
Lap 14	0:45,839	0:45,090	0:44,727	0:45,271	0:44,883	0:45,160	0:45,226	0:45,143	0:45,688	0:45,656	0:45,767	0:45,567
Lap 15	0:45,122	0:45,561	0:45,561	0:44,891	0:45,388	0:45,766	0:45,934	0:45,109	0:45,487	0:45,583	0:45,520	0:45,544
Lap 16	0:46,782	0:45,893	0:48,762	0:45,583	0:45,567	0:45,172	0:45,104	0:44,885	0:45,348	0:45,438	0:45,344	0:45,435
Lap 17	0:45,537	0:45,405	0:44,726	0:46,232	0:45,004	0:44,991	0:45,219	0:45,066	0:45,466	0:45,341	0:45,396	0:45,317
Lap 18	0:46,019	0:45,550	0:46,229	0:45,886	0:47,228	0:45,094	0:45,664	0:45,844	0:46,432	0:46,351	0:46,333	0:46,370






**DEUTSCHE KART-MEISTERSCHAFT**

**Round 3: 12 - 14 / 07 / 2019**

**ERFTLANDRING KERPEN**

**DMSB**



DMSB-RegNr.:168/19

## R 20 DJKM (OK-Junior) Race 2





Fahrername Driver	Quondamcarlo Manuel	Jaromin David	Rehm Maxim	Scionti Enzo Riccardo	Ried Lenny	Terkildsen Magnus	Probst Kaden	Scheef Emil	Felbermayr Horst Felix
schnellste Runde in Runde	0:45,753 Rn. 17	0:44,995 Rn. 10	0:44,883 Rn. 10	0:44,707 Rn. 8	0:45,169 Rn. 14	0:45,169 Rn. 14	0:45,201 Rn. 9		
Speed	87,1 km/h	88,6 km/h	88,8 km/h	89,1 km/h	88,2 km/h	88,2 km/h	88,2 km/h		
Lap 1	0:49,005	0:49,095	0:48,589	0:48,447	0:49,125	0:48,580	0:53,681		
Lap 2	0:47,094	0:46,688	0:46,941	0:46,769	0:46,725	0:46,791	0:47,634		
Lap 3	0:46,833	0:46,171	0:46,186	0:46,187	0:46,139	0:46,640	0:47,176		
Lap 4	0:46,652	0:46,349	0:46,412	0:46,502	0:46,158	0:46,228	0:46,131		
Lap 5	0:46,427	0:45,691	0:45,873	0:45,680	0:46,219	0:46,179	0:47,032		
Lap 6	0:46,244	0:45,246	0:45,649	0:45,303	0:45,768	0:45,624	0:45,581		
Lap 7	0:45,981	0:46,614	0:45,692	0:45,710	0:46,820	0:46,323	0:45,429		
Lap 8	0:46,345	0:45,366	0:45,157	<u>0:44,707</u>	0:45,796	0:45,772	0:45,381		
Lap 9	0:45,883	0:45,091	0:44,893	0:44,932	0:45,198	0:45,343	<u>0:45,201</u>		
Lap 10	0:49,015	<u>0:44,995</u>	<u>0:44,883</u>	0:44,996	0:46,432	0:45,784			
Lap 11	0:47,469	0:45,792	0:48,102	0:45,356	0:45,281	0:45,809			
Lap 12	0:47,014	0:45,772	0:46,434	<u>0:45,077</u>	0:45,478	0:45,569			
Lap 13	0:47,592	0:45,574	0:45,030	0:44,996	0:45,352	0:45,332			
Lap 14	0:45,861	0:45,070	0:45,238	0:45,196	<u>0:45,169</u>	<u>0:45,169</u>			
Lap 15	0:46,227	0:45,112	0:44,954	0:45,506	0:45,634				
Lap 16	0:46,000	0:45,125	0:44,915	0:45,511					
Lap 17	<u>0:45,753</u>	0:45,586	0:45,386	0:52,117					
Lap 18	0:46,380								



DMSB-RegNr:168/19

## R 20 DJKM (OK-Junior) Race 2



Ziel		Sektion 1		Sektion 2		Sektion 3	
Fahrername	Zeit	Fahrername	Zeit	Fahrername	Zeit	Fahrername	Zeit
1 132 Leistra, Luca	0:44,525	170 Zilisch, Connor	0:13,242	106 Bergmeister, Jakob	0:19,587	106 Bergmeister, Jakob	0:11,584
2 106 Bergmeister, Jakob	0:44,535	174 Ducoffre, Paul	0:13,266	132 Leistra, Luca	0:19,598	132 Leistra, Luca	0:11,598
3 146 De Haan, Robert	0:44,621	146 De Haan, Robert	0:13,271	170 Zilisch, Connor	0:19,615	171 Inthraphuvasak, Tassanaj	0:11,609
4 170 Zilisch, Connor	0:44,707	106 Bergmeister, Jakob	0:13,290	171 Inthraphuvasak, Tassanaj	0:19,617	170 Zilisch, Connor	0:11,623
5 129 Scionti, Enzo Riccardo	0:44,707	119 Tanggaard, Emil	0:13,311	114 Magnussen, Mickey	0:19,627	146 De Haan, Robert	0:11,640
6 171 Inthraphuvasak, Tassanaj	0:44,719	132 Leistra, Luca	0:13,320	146 De Haan, Robert	0:19,632	139 Révész, Levente	0:11,644
7 122 Ho, Christian	0:44,728	114 Magnussen, Mickey	0:13,322	175 Gregor, Daniel	0:19,668	114 Magnussen, Mickey	0:11,663
8 175 Gregor, Daniel	0:44,730	129 Scionti, Enzo Riccardo	0:13,323	124 Jakobsen, Mathias Bjerr	0:19,675	111 Rehm, Maxim	0:11,665
9 124 Jakobsen, Mathias Bjerr	0:44,735	124 Jakobsen, Mathias Bjerr	0:13,341	129 Scionti, Enzo Riccardo	0:19,712	129 Scionti, Enzo Riccardo	0:11,672
10 114 Magnussen, Mickey	0:44,772	116 Kristiansen, Marius	0:13,342	111 Rehm, Maxim	0:19,736	108 Rauer, Fabio	0:11,673
11 174 Ducoffre, Paul	0:44,844	175 Gregor, Daniel	0:13,355	117 Olsen, Elias	0:19,750	117 Olsen, Elias	0:11,676
12 139 Révész, Levente	0:44,856	111 Rehm, Maxim	0:13,361	115 Ried, Lenny	0:19,766	189 Tohum, Arthur	0:11,694
13 111 Rehm, Maxim	0:44,883	142 Mustafa, Dalvin	0:13,367	139 Révész, Levente	0:19,781	167 Nehmer, Gino	0:11,694
14 108 Rauer, Fabio	0:44,885	144 Karlsson, William	0:13,376	155 Inderfurth, Luca	0:19,784	175 Gregor, Daniel	0:11,697
15 117 Olsen, Elias	0:44,891	108 Rauer, Fabio	0:13,377	174 Ducoffre, Paul	0:19,788	122 Ho, Christian	0:11,699
16 119 Tanggaard, Emil	0:44,910	107 Naudé, Toni Kayla	0:13,380	108 Rauer, Fabio	0:19,815	141 Rieberer, Paul	0:11,703
17 116 Kristiansen, Marius	0:44,991	118 Terkildsen, Magnus	0:13,382	116 Kristiansen, Marius	0:19,822	107 Naudé, Toni Kayla	0:11,706
18 128 Jaromin, David	0:44,995	139 Révész, Levente	0:13,386	141 Rieberer, Paul	0:19,826	128 Jaromin, David	0:11,715
19 144 Karlsson, William	0:45,016	171 Inthraphuvasak, Tassanaj	0:13,388	144 Karlsson, William	0:19,828	124 Jakobsen, Mathias Bjerr	0:11,719
20 107 Naudé, Toni Kayla	0:45,038	113 Andronaco, Vincent	0:13,399	119 Tanggaard, Emil	0:19,830	155 Inderfurth, Luca	0:11,726
21 141 Rieberer, Paul	0:45,065	117 Olsen, Elias	0:13,419	113 Andronaco, Vincent	0:19,835	119 Tanggaard, Emil	0:11,727
22 167 Nehmer, Gino	0:45,077	167 Nehmer, Gino	0:13,419	128 Jaromin, David	0:19,841	174 Ducoffre, Paul	0:11,727
23 155 Inderfurth, Luca	0:45,088	141 Rieberer, Paul	0:13,421	118 Terkildsen, Magnus	0:19,849	113 Andronaco, Vincent	0:11,739
24 113 Andronaco, Vincent	0:45,093	128 Jaromin, David	0:13,424	107 Naudé, Toni Kayla	0:19,870	116 Kristiansen, Marius	0:11,754
25 189 Tohum, Arthur	0:45,104	115 Ried, Lenny	0:13,429	167 Nehmer, Gino	0:19,878	109 Probst, Kaden	0:11,760
26 115 Ried, Lenny	0:45,169	189 Tohum, Arthur	0:13,449	109 Probst, Kaden	0:19,886	144 Karlsson, William	0:11,779
27 118 Terkildsen, Magnus	0:45,169	109 Probst, Kaden	0:13,456	189 Tohum, Arthur	0:19,932	115 Ried, Lenny	0:11,787
28 109 Probst, Kaden	0:45,201	136 Pedersen, Oscar	0:13,468	136 Pedersen, Oscar	0:19,939	118 Terkildsen, Magnus	0:11,788
29 136 Pedersen, Oscar	0:45,292	155 Inderfurth, Luca	0:13,504	142 Mustafa, Dalvin	0:19,992	136 Pedersen, Oscar	0:11,801
30 142 Mustafa, Dalvin	0:45,341	138 Quondamcarlo, Manuel	0:13,531	138 Quondamcarlo, Manuel	0:20,136	142 Mustafa, Dalvin	0:11,856
31 138 Quondamcarlo, Manuel	0:45,753	120 Felbermayr, Horst Felix	0:15,471	122 Ho, Christian		138 Quondamcarlo, Manuel	0:11,861
32 152 Scheef, Emil		152 Scheef, Emil	0:15,764	152 Scheef, Emil		152 Scheef, Emil	
33 120 Felbermayr, Horst Felix		122 Ho, Christian		120 Felbermayr, Horst Felix		120 Felbermayr, Horst Felix	

**DEUTSCHE KART-MEISTERSCHAFT**

**Round 3: 12 - 14 / 07 / 2019**

**ERFTLANDRING KERPEN**

DMSB-RegNr:168/19





**R 20 DJKM (OK-Junior) Race 2**

Die schnellsten Zeiten

Ort	Nr. Fahrername	Zeit	Streckentl.	Ø Speed
Ziel	132 Leistra, Luca	0:44,525	1107 m	89,5 km/h
Sektion 1	170 Zilisch, Connor	0:13,242	329 m	89,4 km/h
Sektion 2	106 Bergmeister, Jakob	0:19,587	475 m	87,3 km/h
Sektion 3	106 Bergmeister, Jakob	0:11,584	303 m	94,2 km/h

Smr.146 De Haan, Robert NLD ENERGY CORSE S.R.L. theoretisch mögliche Bestzeit 0:44,543		Smr.122 Ho, Christian SGP Ricky Flynn Motorsport theoretisch mögliche Bestzeit 0:11,699		Smr.175 Gregor, Daniel DEU Junior TEAM75 theoretisch mögliche Bestzeit 0:44,720		Smr.139 Révész, Levente HUN KR MOTORSPOORT SRL theoretisch mögliche Bestzeit 0:44,811		Smr.132 Leistra, Luca BEL RS Schumacher Racing Team theoretisch mögliche Bestzeit 0:44,516							
Ziel	Sektion 1	Sektion 2	Sektion 3	Ziel	Sektion 1	Sektion 2	Sektion 3	Ziel	Sektion 1	Sektion 2	Sektion 3				
best	0:44,621	0:13,271	0:19,632	0:11,640	0:44,728	0:11,699	0:11,699	0:44,728	0:13,386	0:19,781	0:11,644	0:44,525	0:13,320	0:19,598	0:11,598
Runde 1	0:46,717	0:14,136	0:20,571	0:12,010	0:47,616	0:12,314	0:12,314	0:47,616	0:14,488	0:20,772	0:12,328	0:47,407	0:14,360	0:20,733	0:12,314
Runde 2	0:46,642	0:13,700	0:20,647	0:12,295	0:46,804	0:12,176	0:12,176	0:46,804	0:14,007	0:20,835	0:12,119	0:46,940	0:14,011	0:20,926	0:12,003
Runde 3	0:45,667	0:13,622	0:20,115	0:11,930	0:45,933	0:11,981	0:11,981	0:45,933	0:13,975	0:20,166	0:11,886	0:46,220	0:14,235	0:20,179	0:11,806
Runde 4	0:45,339	0:13,572	0:19,953	0:11,814	0:45,611	0:11,894	0:11,894	0:45,611	0:13,614	0:20,117	0:11,840	0:45,549	0:13,632	0:20,076	0:11,841
Runde 5	0:45,121	0:13,476	0:19,865	0:11,780	0:45,335	0:11,854	0:11,854	0:45,335	0:13,574	0:19,912	0:11,757	0:45,349	0:13,638	0:19,812	0:11,899
Runde 6	0:45,102	0:13,456	0:19,867	0:11,779	0:45,088	0:11,829	0:11,829	0:45,088	0:13,596	0:19,787	0:11,826	0:45,281	0:13,750	0:19,796	0:11,735
Runde 7	0:44,771	0:13,404	0:19,703	0:11,664	0:44,840	0:11,734	0:11,734	0:44,840	0:13,427	0:19,801	0:11,667	0:44,863	0:13,405	0:19,762	0:11,696
Runde 8	0:44,845	0:13,383	0:19,770	0:11,692	0:44,958	0:11,758	0:11,758	0:44,958	0:13,389	0:19,793	0:11,675	0:45,121	0:13,356	0:20,146	0:11,619
Runde 9	0:44,667	0:13,360	0:19,663	0:11,644	0:44,728	0:11,699	0:11,699	0:44,728	0:13,431	0:19,781	0:11,644	0:44,525	0:13,329	0:19,598	0:11,598
Runde 10	0:44,621	0:13,337	0:19,644	0:11,640	0:44,942	0:11,764	0:11,764	0:44,942	0:13,397	0:19,788	0:11,749	0:44,775	0:13,320	0:19,705	0:11,750
Runde 11	0:46,263	0:13,762	0:20,610	0:11,891	0:45,840	0:11,937	0:11,937	0:45,840	0:14,201	0:20,322	0:11,870	0:45,715	0:13,764	0:20,129	0:11,822
Runde 12	0:45,176	0:13,527	0:19,910	0:11,739	0:46,078	0:11,934	0:11,934	0:46,078	0:13,561	0:20,422	0:11,761	0:46,133	0:13,732	0:20,621	0:11,780
Runde 13	0:44,998	0:13,404	0:19,797	0:11,797	0:45,524	0:11,859	0:11,859	0:45,524	0:13,452	0:20,013	0:11,847	0:45,077	0:13,392	0:19,824	0:11,861
Runde 14	0:45,067	0:13,509	0:19,814	0:11,744	0:45,502	0:11,837	0:11,837	0:45,502	0:13,965	0:19,997	0:11,841	0:45,793	0:14,011	0:19,926	0:11,856
Runde 15	0:44,769	0:13,361	0:19,716	0:11,692	0:45,194	0:11,793	0:11,793	0:45,194	0:13,878	0:20,161	0:11,861	0:45,705	0:13,681	0:20,076	0:11,948
Runde 16	0:44,774	0:13,334	0:19,741	0:11,699	0:45,045	0:11,754	0:11,754	0:45,045	0:13,682	0:19,998	0:11,857	0:45,517	0:13,770	0:20,032	0:11,715
Runde 17	0:44,633	0:13,331	0:19,643	0:11,659	0:45,005	0:11,709	0:11,709	0:45,005	0:13,630	0:19,968	0:11,901	0:46,901	0:14,274	0:20,713	0:11,914
Runde 18	0:44,670	0:13,271	0:19,632	0:11,767	0:44,913	0:11,749	0:11,749	0:44,913	0:13,872	0:19,985	0:11,950	0:45,237	0:13,649	0:19,869	0:11,719




**DEUTSCHE KART-MEISTERSCHAFT**

**Round 3: 12 - 14 / 07 / 2019**

**ERFTLANDRING KERPEN**







DMSB-RegNr:168/19

**R 20 DJKM (OK-Junior) Race 2**

Die schnellsten Zeiten

Ort	Nr. Fahrername	Zeit	Streckenl.	Ø Speed
Ziel	132 Leistra, Luca	0:44,525	1107 m	89,5 km/h
Sektion 1	170 Zilisch, Connor	0:13,242	329 m	89,4 km/h
Sektion 2	106 Bergmeister, Jakob	0:19,587	475 m	87,3 km/h
Sektion 3	106 Bergmeister, Jakob	0:11,584	303 m	94,2 km/h



	Smr. 106 Bergmeister, Jakob DEU Millennium Racing Team			Smr. 119 Tanggaard, Emil DNK HK Motorsport			Smr. 171 Inthraphuvasak, Tasanapol THA KR MOTORSPORT SRL			Smr. 124 Jakobsen, Mathias Bjerre DNK TK Racing			Smr. 107 Nauvé, Toni Kayla CHE Innovate Competition				
	theoretisch mögliche Bestzeit	Ziel	Sektion 3	theoretisch mögliche Bestzeit	Ziel	Sektion 3	theoretisch mögliche Bestzeit	Ziel	Sektion 3	theoretisch mögliche Bestzeit	Ziel	Sektion 3	theoretisch mögliche Bestzeit	Ziel	Sektion 3		
best	0:44,535	0:13,290	0:19,587	0:44,910	0:13,311	0:19,830	0:44,719	0:13,388	0:19,617	0:11,609	0:44,735	0:13,341	0:19,675	0:45,038	0:13,380	0:19,870	0:11,706
Runde 1	0:48,009	0:15,183	0:20,750	0:48,447	0:15,223	0:20,947	0:47,438	0:14,401	0:20,570	0:12,467	0:48,393	0:15,342	0:20,783	0:48,305	0:15,274	0:20,864	0:12,167
Runde 2	0:46,783	0:13,874	0:20,844	0:46,859	0:13,930	0:20,838	0:47,260	0:14,385	0:20,751	0:12,124	0:46,726	0:13,966	0:20,685	0:46,809	0:13,963	0:20,727	0:12,119
Runde 3	0:45,873	0:13,855	0:20,219	0:46,156	0:13,942	0:20,355	0:46,064	0:13,872	0:20,180	0:12,012	0:46,254	0:14,009	0:20,380	0:46,354	0:13,933	0:20,499	0:11,922
Runde 4	0:45,595	0:13,639	0:20,078	0:45,776	0:13,658	0:20,210	0:45,541	0:13,603	0:20,125	0:11,813	0:45,838	0:13,680	0:20,210	0:46,346	0:13,747	0:20,627	0:11,972
Runde 5	0:45,314	0:13,628	0:19,851	0:45,310	0:13,489	0:20,044	0:45,352	0:13,587	0:19,813	0:11,952	0:45,383	0:13,539	0:19,923	0:45,705	0:13,752	0:20,113	0:11,840
Runde 6	0:45,259	0:13,776	0:19,747	0:45,460	0:13,550	0:20,067	0:45,061	0:13,514	0:19,809	0:11,738	0:45,336	0:13,489	0:19,868	0:45,399	0:13,565	0:19,984	0:11,850
Runde 7	0:44,890	0:13,409	0:19,787	0:45,211	0:13,397	0:20,018	0:44,768	0:13,430	0:19,667	0:11,671	0:45,159	0:13,514	0:19,851	0:45,385	0:13,520	0:20,074	0:11,791
Runde 8	0:45,487	0:13,394	0:20,411	0:45,048	0:13,418	0:19,859	0:44,990	0:13,397	0:19,842	0:11,751	0:45,131	0:13,544	0:19,794	0:45,175	0:13,440	0:19,935	0:11,800
Runde 9	0:44,585	0:13,394	0:19,587	0:44,936	0:13,311	0:19,859	0:44,719	0:13,493	0:19,617	0:11,609	0:45,055	0:13,366	0:19,853	0:45,038	0:13,380	0:19,949	0:11,709
Runde 10	0:44,710	0:13,301	0:19,650	0:44,910	0:13,353	0:19,830	0:45,057	0:13,388	0:19,872	0:11,797	0:44,735	0:13,341	0:19,675	0:45,309	0:13,688	0:19,874	0:11,747
Runde 11	0:50,990	0:13,808	0:25,082	0:45,778	0:13,478	0:20,386	0:45,878	0:13,489	0:20,318	0:12,071	0:45,881	0:13,611	0:20,312	0:46,253	0:13,452	0:20,764	0:12,037
Runde 12	0:45,086	0:13,542	0:19,832	0:45,598	0:13,526	0:20,170	0:47,002	0:13,909	0:21,083	0:12,010	0:45,833	0:13,725	0:20,191	0:45,766	0:13,896	0:20,067	0:11,803
Runde 13	0:45,176	0:13,414	0:19,915	0:45,094	0:13,434	0:19,873	0:45,306	0:13,523	0:19,967	0:11,816	0:45,044	0:13,496	0:19,698	0:45,751	0:13,636	0:20,166	0:11,949
Runde 14	0:44,779	0:13,429	0:19,669	0:45,435	0:13,475	0:20,224	0:46,348	0:13,465	0:20,710	0:12,173	0:45,622	0:13,557	0:19,902	0:45,203	0:13,514	0:19,880	0:11,809
Runde 15	0:44,762	0:13,348	0:19,754	0:45,331	0:13,407	0:19,933	0:45,343	0:13,776	0:19,836	0:11,731	0:45,856	0:14,157	0:19,807	0:45,170	0:13,527	0:19,870	0:11,773
Runde 16	0:44,535	0:13,290	0:19,661	0:45,501	0:13,598	0:20,072	0:45,053	0:13,436	0:19,744	0:11,873	0:45,190	0:13,481	0:19,791	0:45,115	0:13,510	0:19,899	0:11,706
Runde 17	0:45,575	0:13,391	0:20,235	0:46,624	0:13,931	0:20,751	0:46,715	0:14,040	0:20,789	0:11,886	0:46,328	0:13,528	0:20,746	0:45,467	0:13,489	0:20,152	0:11,826
Runde 18	0:45,584	0:13,887	0:20,047	0:46,215	0:13,857	0:20,359	0:46,267	0:13,972	0:20,124	0:12,171	0:46,100	0:13,784	0:20,103	0:45,215	0:13,462	0:19,909	0:11,844

**DEUTSCHE KART-MEISTERSCHAFT**

**Round 3: 12 - 14 / 07 / 2019**

**ERFTLANDRING KERPEN**





DMSB-RegNr:168/19

**R 20 DJKM (OK-Junior) Race 2**

Die schnellsten Zeiten

Ort	Nr. Fahrername	Streckentl.	Zeit	Ø Speed
Ziel	132 Leistra, Luca	1107 m	0:44,525	89,5 km/h
Sektion 1	170 Zilisch, Connor	329 m	0:13,242	89,4 km/h
Sektion 2	106 Bergmeister, Jakob	475 m	0:19,587	87,3 km/h
Sektion 3	106 Bergmeister, Jakob	303 m	0:11,584	94,2 km/h


	Snr.114 Magnussen,Mickey DNK		Snr.113 Andronaco,Vincent DEU		Snr.117 Olsen,Elias DNK		Snr.144 Karlsson,William SWE		Snr.141 Rieherer,Paul AUT											
	theoretisch mögliche Bestzeit	Ziel	theoretisch mögliche Bestzeit	Ziel	theoretisch mögliche Bestzeit	Ziel	theoretisch mögliche Bestzeit	Ziel	theoretisch mögliche Bestzeit	Ziel										
best	0:44,772	0:13,322	0:19,627	0:11,663	0:44,772	0:13,399	0:19,835	0:11,739	0:44,891	0:13,419	0:19,750	0:11,676	0:45,016	0:13,376	0:19,828	0:11,779	0:45,065	0:13,421	0:19,826	0:11,703
Runde 1	0:48,750	0:15,536	0:20,994	0:12,220	0:48,461	0:15,296	0:20,976	0:12,189	0:48,830	0:15,504	0:20,988	0:12,338	0:49,227	0:15,720	0:21,170	0:12,337	0:49,652	0:15,942	0:21,357	0:12,353
Runde 2	0:46,875	0:13,826	0:20,719	0:12,330	0:47,157	0:14,258	0:20,821	0:12,078	0:46,856	0:13,936	0:20,696	0:12,224	0:46,760	0:14,158	0:20,491	0:12,111	0:46,972	0:14,007	0:20,917	0:12,048
Runde 3	0:46,044	0:13,622	0:20,369	0:12,053	0:46,191	0:13,689	0:20,511	0:11,991	0:46,170	0:13,736	0:20,367	0:12,067	0:46,424	0:14,188	0:20,312	0:11,924	0:46,700	0:13,869	0:20,735	0:12,096
Runde 4	0:46,074	0:13,970	0:20,155	0:11,949	0:46,061	0:13,932	0:20,123	0:12,006	0:46,579	0:14,329	0:20,175	0:12,075	0:45,901	0:13,657	0:20,308	0:11,936	0:46,853	0:13,897	0:20,503	0:12,453
Runde 5	0:45,676	0:13,706	0:20,082	0:11,888	0:45,638	0:13,642	0:20,050	0:11,946	0:46,271	0:14,233	0:20,142	0:11,896	0:46,168	0:13,950	0:20,312	0:11,906	0:46,167	0:13,921	0:20,190	0:12,056
Runde 6	0:45,481	0:13,692	0:20,005	0:11,784	0:45,446	0:13,622	0:19,933	0:11,891	0:45,477	0:13,553	0:20,084	0:11,840	0:45,428	0:13,669	0:19,960	0:11,799	0:45,764	0:13,603	0:20,199	0:11,962
Runde 7	0:46,162	0:13,803	0:20,573	0:11,786	0:47,949	0:13,709	0:22,028	0:12,212	0:46,586	0:13,513	0:20,874	0:12,199	0:46,358	0:13,442	0:20,732	0:12,184	0:45,494	0:13,548	0:20,026	0:11,920
Runde 8	0:44,933	0:13,527	0:19,743	0:11,663	0:46,149	0:14,097	0:20,233	0:11,819	0:45,871	0:13,691	0:20,375	0:11,805	0:45,629	0:13,722	0:20,128	0:11,779	0:45,378	0:13,663	0:19,947	0:11,768
Runde 9	0:44,772	0:13,432	0:19,627	0:11,713	0:45,297	0:13,399	0:20,099	0:11,799	0:45,319	0:13,468	0:19,980	0:11,871	0:45,354	0:13,488	0:19,929	0:11,937	0:45,065	0:13,421	0:19,867	0:11,777
Runde 10	0:44,788	0:13,336	0:19,712	0:11,740	0:45,225	0:13,421	0:19,949	0:11,855	0:45,843	0:13,497	0:19,922	0:12,424	0:45,016	0:13,397	0:19,828	0:11,791	0:46,051	0:14,322	0:19,921	0:11,808
Runde 11	0:47,730	0:13,591	0:22,206	0:11,933	0:45,212	0:13,451	0:19,929	0:11,832	0:46,138	0:13,785	0:20,392	0:11,961	0:45,381	0:13,376	0:20,148	0:11,857	0:45,274	0:13,517	0:20,027	0:11,730
Runde 12	0:45,663	0:13,613	0:20,162	0:11,888	0:45,910	0:13,612	0:20,314	0:11,984	0:45,337	0:13,469	0:20,091	0:11,777	0:45,719	0:13,575	0:20,268	0:11,876	0:45,435	0:13,524	0:20,132	0:11,779
Runde 13	0:45,186	0:13,506	0:19,912	0:11,768	0:45,093	0:13,452	0:19,835	0:11,806	0:45,128	0:13,574	0:19,878	0:11,676	0:45,187	0:13,443	0:19,929	0:11,815	0:45,435	0:13,676	0:20,056	0:11,703
Runde 14	0:44,918	0:13,371	0:19,759	0:11,788	0:45,544	0:13,735	0:19,898	0:11,911	0:45,271	0:13,458	0:20,037	0:11,776	0:45,839	0:14,047	0:19,899	0:11,893	0:45,090	0:13,428	0:19,874	0:11,788
Runde 15	0:45,010	0:13,393	0:19,881	0:11,736	0:45,101	0:13,404	0:19,879	0:11,818	0:44,891	0:13,419	0:19,750	0:11,722	0:45,122	0:13,415	0:19,899	0:11,808	0:45,561	0:13,550	0:20,250	0:11,761
Runde 16	0:44,862	0:13,351	0:19,750	0:11,761	0:45,119	0:13,405	0:19,975	0:11,739	0:45,583	0:13,672	0:20,135	0:11,776	0:46,782	0:14,094	0:20,716	0:11,972	0:45,893	0:13,532	0:20,341	0:12,020
Runde 17	0:46,118	0:13,322	0:21,062	0:11,734	0:45,682	0:13,583	0:20,041	0:12,058	0:46,232	0:13,492	0:19,815	0:12,925	0:45,537	0:13,518	0:19,940	0:12,079	0:45,405	0:13,579	0:19,826	0:12,000
Runde 18	0:45,302	0:13,379	0:19,918	0:12,005	0:45,206	0:13,457	0:19,934	0:11,815	0:45,886	0:13,960	0:20,072	0:11,854	0:46,019	0:13,686	0:20,176	0:12,157	0:45,550	0:13,815	0:19,936	0:11,799

**DEUTSCHE KART-MEISTERSCHAFT**

**Round 3: 12 - 14 / 07 / 2019**

**ERFTLANDRING KERPEN**







DMSB-RegNr:168/19

**R 20 DJKM (OK-Junior) Race 2**

Die schnellsten Zeiten

Ort	Nr. Fahrername	Zeit	Streckentl.	Ø Speed
Ziel	132 Leistra, Luca	0:44,525	1107 m	89,5 km/h
Sektion 1	170 Zilisch, Connor	0:13,242	329 m	89,4 km/h
Sektion 2	106 Bergmeister, Jakob	0:19,587	475 m	87,3 km/h
Sektion 3	106 Bergmeister, Jakob	0:11,584	303 m	94,2 km/h


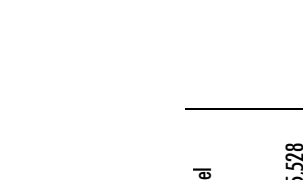

	Smr.170 Zilisch, Connor USA Ward Racing			Smr.174 Ducoffre, Paul DEU CRG Keizer racing			Smr.108 Rauer, Fabio DEU RS Schumacher Racing Team			Smr.116 Kristiansen, Marius DNK HK Motorsport			Smr.189 Tohum, Arthur DEU Servet Tohum					
	theoretisch mögliche Bestzeit	Ziel	Sektion 3	theoretisch mögliche Bestzeit	Ziel	Sektion 3	theoretisch mögliche Bestzeit	Ziel	Sektion 3	theoretisch mögliche Bestzeit	Ziel	Sektion 3	theoretisch mögliche Bestzeit	Ziel	Sektion 3			
best	0:44,707	0:13,242	0:19,615	0:44,844	0:13,266	0:19,788	0:44,885	0:13,377	0:19,815	0:11,673	0:44,991	0:13,342	0:19,822	0:11,754	0:45,104	0:13,449	0:19,932	0:11,694
Runde 1	0:52,481	0:15,642	0:24,536	0:49,761	0:16,079	0:21,314	0:51,859	0:15,584	0:23,963	0:12,312	0:53,257	0:16,274	0:24,204	0:12,779	0:50,130	0:16,022	0:21,794	0:12,314
Runde 2	0:45,990	0:13,898	0:20,284	0:47,103	0:14,029	0:20,739	0:46,217	0:13,934	0:20,362	0:11,921	0:47,128	0:14,109	0:20,762	0:12,257	0:46,798	0:14,013	0:20,668	0:12,117
Runde 3	0:45,164	0:13,559	0:19,825	0:46,699	0:13,982	0:20,648	0:45,581	0:13,685	0:20,134	0:11,762	0:46,481	0:13,794	0:20,546	0:12,141	0:46,627	0:13,902	0:20,609	0:12,116
Runde 4	0:45,821	0:13,537	0:19,938	0:46,643	0:13,948	0:20,423	0:46,224	0:13,839	0:20,008	0:12,377	0:46,129	0:13,671	0:20,362	0:12,096	0:46,614	0:13,936	0:20,416	0:12,262
Runde 5	0:46,344	0:13,979	0:20,282	0:46,302	0:13,932	0:20,398	0:46,267	0:13,856	0:20,324	0:12,087	0:45,710	0:13,512	0:20,192	0:12,006	0:46,325	0:14,027	0:20,293	0:12,005
Runde 6	0:45,850	0:13,757	0:20,162	0:45,894	0:13,697	0:20,226	0:46,180	0:13,950	0:20,013	0:12,217	0:45,553	0:13,484	0:20,091	0:11,978	0:46,286	0:14,175	0:19,998	0:12,113
Runde 7	0:45,733	0:13,568	0:20,182	0:46,059	0:14,095	0:20,029	0:45,714	0:13,825	0:20,171	0:11,718	0:45,467	0:13,410	0:20,135	0:11,922	0:45,733	0:13,785	0:20,100	0:11,848
Runde 8	0:44,762	0:13,327	0:19,812	0:45,560	0:13,784	0:19,950	0:45,857	0:13,718	0:20,212	0:11,927	0:45,443	0:13,447	0:20,036	0:11,960	0:46,276	0:14,054	0:20,239	0:11,983
Runde 9	0:44,877	0:13,364	0:19,661	0:44,844	0:13,329	0:19,788	0:45,140	0:13,581	0:19,841	0:11,718	0:45,195	0:13,486	0:19,911	0:11,798	0:45,704	0:13,742	0:20,089	0:11,873
Runde 10	0:47,812	0:15,603	0:20,465	0:46,110	0:14,151	0:20,157	0:49,483	0:14,391	0:22,178	0:12,914	0:48,401	0:13,965	0:21,984	0:12,452	0:48,101	0:14,041	0:21,704	0:12,356
Runde 11	0:44,951	0:13,367	0:19,896	0:45,444	0:13,436	0:19,913	0:46,048	0:13,904	0:20,271	0:11,873	0:46,159	0:13,829	0:20,256	0:12,074	0:45,777	0:13,772	0:20,122	0:11,883
Runde 12	0:45,086	0:13,294	0:19,769	0:48,411	0:13,434	0:19,935	0:45,532	0:13,597	0:19,882	0:12,053	0:45,524	0:13,516	0:19,990	0:12,018	0:45,986	0:13,577	0:20,067	0:12,342
Runde 13	0:44,707	0:13,326	0:19,695	0:45,289	0:13,454	0:20,029	0:45,315	0:13,596	0:19,944	0:11,775	0:45,212	0:13,484	0:19,937	0:11,791	0:45,527	0:13,688	0:20,001	0:11,838
Runde 14	0:44,777	0:13,242	0:19,615	0:44,883	0:13,266	0:19,849	0:45,143	0:13,478	0:19,866	0:11,799	0:45,160	0:13,421	0:19,822	0:11,917	0:45,226	0:13,483	0:19,961	0:11,782
Runde 15	0:45,561	0:13,640	0:20,073	0:45,388	0:13,398	0:20,138	0:45,109	0:13,471	0:19,955	0:11,683	0:45,766	0:13,389	0:20,252	0:12,125	0:45,934	0:13,493	0:20,487	0:11,954
Runde 16	0:48,762	0:17,009	0:19,992	0:45,567	0:13,608	0:20,088	0:44,885	0:13,397	0:19,815	0:11,673	0:45,172	0:13,342	0:19,912	0:11,918	0:45,104	0:13,449	0:19,961	0:11,694
Runde 17	0:44,726	0:13,273	0:19,753	0:45,004	0:13,318	0:19,879	0:45,066	0:13,377	0:19,892	0:11,797	0:44,991	0:13,372	0:19,837	0:11,782	0:45,219	0:13,455	0:19,932	0:11,832
Runde 18	0:46,229	0:13,286	0:21,142	0:47,228	0:13,360	0:21,830	0:45,844	0:13,438	0:20,368	0:12,038	0:45,094	0:13,431	0:19,909	0:11,754	0:45,664	0:13,735	0:20,091	0:11,838

**DEUTSCHE KART-MEISTERSCHAFT**

**Round 3: 12 - 14 / 07 / 2019**

**ERFTLANDRING KERPEN**





DMSB-RegNr:168/19

**R 20 DJKM (OK-Junior) Race 2**

Die schnellsten Zeiten

Ort	Nr. Fahrername	Streckentl.	Zeit	Ø Speed
Ziel	132 Leistra, Luca	1107 m	0:44,525	89,5 km/h
Sektion 1	170 Zilisch, Connor	329 m	0:13,242	89,4 km/h
Sektion 2	106 Bergmeister, Jakob	475 m	0:19,587	87,3 km/h
Sektion 3	106 Bergmeister, Jakob	303 m	0:11,584	94,2 km/h

	Snr.136 Pedersen,Oscar SWE		Snr.142 Mustata,Dalvin DEU		Snr.167 Nehmer,Gino DEU		Snr.155 Inderfurth,Luca DEU		Snr.138 Quondamcarlo,Manuel ITA							
	theoretisch mögliche Bestzeit	Ziel	theoretisch mögliche Bestzeit	Ziel	theoretisch mögliche Bestzeit	Ziel	theoretisch mögliche Bestzeit	Ziel	theoretisch mögliche Bestzeit	Ziel						
best	0:45,292	0:13,468	0:19,939	0:11,801	0:45,292	0:13,468	0:19,939	0:11,801	0:45,292	0:13,468	0:19,939	0:11,801	0:45,292	0:13,468	0:19,939	0:11,801
Runde 1	0:53,671	0:15,744	0:25,316	0:12,611	0:49,679	0:16,080	0:21,227	0:12,372	0:52,877	0:15,577	0:24,582	0:12,718	0:49,005	0:15,369	0:21,221	0:12,415
Runde 2	0:47,170	0:14,194	0:20,766	0:12,210	0:47,510	0:14,175	0:21,163	0:12,172	0:47,529	0:14,470	0:20,734	0:12,325	0:47,094	0:14,116	0:20,806	0:12,172
Runde 3	0:47,638	0:14,510	0:20,672	0:12,456	0:46,710	0:13,799	0:20,678	0:12,233	0:46,134	0:13,888	0:20,226	0:12,020	0:46,833	0:14,050	0:20,732	0:12,051
Runde 4	0:46,076	0:13,891	0:20,171	0:12,014	0:46,780	0:13,792	0:20,472	0:12,516	0:46,554	0:13,705	0:20,274	0:12,575	0:46,652	0:13,856	0:20,578	0:12,218
Runde 5	0:46,278	0:14,128	0:20,184	0:11,966	0:46,288	0:13,877	0:20,343	0:12,068	0:45,859	0:13,792	0:20,140	0:11,927	0:46,427	0:13,808	0:20,558	0:12,061
Runde 6	0:45,742	0:13,598	0:20,085	0:12,109	0:46,114	0:13,955	0:20,218	0:11,941	0:45,462	0:13,589	0:20,085	0:11,838	0:46,244	0:13,856	0:20,415	0:11,973
Runde 7	0:45,397	0:13,583	0:19,939	0:11,875	0:46,763	0:14,264	0:20,603	0:11,896	0:45,525	0:13,683	0:20,092	0:11,750	0:45,981	0:13,690	0:20,323	0:11,968
Runde 8	0:45,292	0:13,468	0:19,955	0:11,869	0:45,882	0:13,658	0:20,131	0:12,093	0:45,270	0:13,509	0:19,947	0:11,814	0:46,345	0:14,169	0:20,189	0:11,987
Runde 9	0:45,384	0:13,542	0:19,961	0:11,881	0:45,727	0:13,659	0:20,131	0:11,937	0:45,077	0:13,491	0:19,892	0:11,694	0:45,883	0:13,886	0:20,136	0:11,861
Runde 10	0:46,652	0:13,752	0:20,651	0:12,249	0:49,261	0:13,942	0:22,787	0:12,532	0:48,125	0:13,911	0:21,793	0:12,421	0:49,015	0:14,180	0:22,391	0:12,444
Runde 11	0:46,962	0:13,931	0:20,965	0:12,066	0:47,435	0:14,249	0:20,961	0:12,225	0:47,364	0:14,330	0:21,004	0:12,030	0:47,469	0:14,463	0:20,930	0:12,076
Runde 12	0:46,899	0:13,790	0:20,532	0:12,577	0:46,680	0:13,672	0:20,394	0:12,614	0:46,988	0:13,834	0:20,547	0:12,607	0:47,014	0:13,792	0:20,601	0:12,621
Runde 13	0:46,320	0:13,853	0:20,427	0:12,040	0:46,373	0:13,880	0:20,356	0:12,137	0:46,881	0:14,279	0:20,319	0:12,283	0:47,592	0:14,785	0:20,760	0:12,047
Runde 14	0:45,688	0:13,602	0:20,062	0:12,024	0:45,656	0:13,588	0:20,134	0:11,934	0:45,567	0:13,723	0:19,878	0:11,966	0:45,861	0:13,675	0:20,198	0:11,988
Runde 15	0:45,487	0:13,546	0:19,970	0:11,971	0:45,583	0:13,598	0:20,095	0:11,890	0:45,544	0:13,610	0:20,100	0:11,834	0:46,227	0:13,635	0:20,464	0:12,128
Runde 16	0:45,348	0:13,486	0:20,057	0:11,805	0:45,438	0:13,590	0:19,992	0:11,856	0:45,435	0:13,619	0:19,914	0:11,902	0:46,000	0:13,726	0:20,203	0:12,071
Runde 17	0:45,466	0:13,480	0:20,185	0:11,801	0:45,341	0:13,367	0:20,047	0:11,927	0:45,317	0:13,419	0:19,910	0:11,988	0:45,396	0:13,609	0:20,213	0:12,009
Runde 18	0:46,432	0:13,564	0:20,145	0:12,723	0:46,351	0:13,531	0:20,056	0:12,764	0:46,370	0:13,518	0:20,125	0:12,727	0:46,380	0:13,599	0:20,412	0:12,369

**DEUTSCHE KART-MEISTERSCHAFT**

**Round 3: 12 - 14 / 07 / 2019**

**ERFTLANDRING KERPEN**





DMSB-RegNr:168/19

**R 20 DJKM (OK-Junior) Race 2**

Die schnellsten Zeiten

Ort	Nr. Fahrername	Zeit	Streckenl.	Ø Speed
Ziel	132 Leistra, Luca	0:44,525	1107 m	89,5 km/h
Sektion 1	170 Zilisch, Connor	0:13,242	329 m	89,4 km/h
Sektion 2	106 Bergmeister, Jakob	0:19,587	475 m	87,3 km/h
Sektion 3	106 Bergmeister, Jakob	0:11,584	303 m	94,2 km/h

	Smr.128 Jaromin,David DEU SRP Racing Team			Smr.111 Rehm,Maxim DEU Rehm Racing			Smr.129 Scionti,Enzo Riccardo USA Ward Racing			Smr.115 Ried,Lenny DEU Solgat Motorsport			Smr.118 Terkildsen,Magnus DNK HK Motorsport		
	theoretisch mögliche Bestzeit	Ziel	Sektion 3	theoretisch mögliche Bestzeit	Ziel	Sektion 3	theoretisch mögliche Bestzeit	Ziel	Sektion 3	theoretisch mögliche Bestzeit	Ziel	Sektion 3	theoretisch mögliche Bestzeit	Ziel	Sektion 3
best	0:44,995	0:13,424	0:19,841	0:44,883	0:13,361	0:19,736	0:44,707	0:13,323	0:19,712	0:45,169	0:13,429	0:19,766	0:45,169	0:13,382	0:19,849
Runde 1	0:49,095	0:15,431	0:21,221	0:48,589	0:15,557	0:20,830	0:48,447	0:15,270	0:20,959	0:49,125	0:15,617	0:21,253	0:48,580	0:15,059	0:21,122
Runde 2	0:46,688	0:13,977	0:20,465	0:46,941	0:13,945	0:21,037	0:46,769	0:13,896	0:20,925	0:46,725	0:14,021	0:20,609	0:46,791	0:14,027	0:20,604
Runde 3	0:46,171	0:13,867	0:20,359	0:46,186	0:13,884	0:20,432	0:46,187	0:13,805	0:20,372	0:46,139	0:14,096	0:20,168	0:46,640	0:14,353	0:20,315
Runde 4	0:46,349	0:14,093	0:20,319	0:46,412	0:13,937	0:20,514	0:46,502	0:14,446	0:20,178	0:46,158	0:13,856	0:20,468	0:46,228	0:13,904	0:20,395
Runde 5	0:45,691	0:13,869	0:20,049	0:45,873	0:13,847	0:20,217	0:45,680	0:13,724	0:20,106	0:46,219	0:14,094	0:20,157	0:46,179	0:13,862	0:20,404
Runde 6	0:45,246	0:13,497	0:19,941	0:45,649	0:13,832	0:20,010	0:45,303	0:13,567	0:19,917	0:45,768	0:14,039	0:19,912	0:45,624	0:13,710	0:20,086
Runde 7	0:46,614	0:13,603	0:21,124	0:45,692	0:13,715	0:20,215	0:45,710	0:13,749	0:20,200	0:46,820	0:13,665	0:20,770	0:46,323	0:13,406	0:20,689
Runde 8	0:45,366	0:13,639	0:19,973	0:45,157	0:13,552	0:19,907	0:44,707	0:13,323	0:19,712	0:45,796	0:13,665	0:20,269	0:45,772	0:13,613	0:20,360
Runde 9	0:45,091	0:13,480	0:19,896	0:44,893	0:13,492	0:19,736	0:44,932	0:13,363	0:19,818	0:45,198	0:13,491	0:19,920	0:45,343	0:13,382	0:20,129
Runde 10	0:44,995	0:13,424	0:19,841	0:44,883	0:13,361	0:19,824	0:44,996	0:13,408	0:19,834	0:46,432	0:14,744	0:19,873	0:45,784	0:14,031	0:19,936
Runde 11	0:45,792	0:13,611	0:20,347	0:48,102	0:13,583	0:22,490	0:45,356	0:13,444	0:20,164	0:45,281	0:13,491	0:19,960	0:45,809	0:13,495	0:20,482
Runde 12	0:45,772	0:13,736	0:20,174	0:46,434	0:14,047	0:20,495	0:45,077	0:13,455	0:19,892	0:45,478	0:13,559	0:20,129	0:45,569	0:13,596	0:20,185
Runde 13	0:45,574	0:13,827	0:19,913	0:45,030	0:13,471	0:19,806	0:44,996	0:13,342	0:19,859	0:45,352	0:13,562	0:19,984	0:45,332	0:13,418	0:20,084
Runde 14	0:45,070	0:13,486	0:19,858	0:45,238	0:13,695	0:19,836	0:45,196	0:13,472	0:19,921	0:45,169	0:13,510	0:19,766	0:45,169	0:13,425	0:19,849
Runde 15	0:45,112	0:13,498	0:19,841	0:44,954	0:13,447	0:19,792	0:45,506	0:13,887	0:19,856	0:45,634	0:13,429	0:20,370	0:45,385		
Runde 16	0:45,125	0:13,519	0:19,864	0:44,915	0:13,438	0:19,792	0:45,511	0:13,358	0:19,877	0:52,117	0:15,071	0:22,790			
Runde 17	0:45,586	0:13,681	0:19,976	0:45,386	0:13,489	0:20,074	0:52,117	0:15,071	0:22,790						
Runde 18			0:13,959			0:13,851			0:27,750						

**DEUTSCHE KART-MEISTERSCHAFT**

**Round 3: 12 - 14 / 07 / 2019**

**ERFTLANDRING KERPEN**

DMSB-RegNr:168/19

**R 20 DJKM (OK-Junior) Race 2**

Die schnellsten Zeiten

Ort	Nr. Fahrername	Zeit	Streckenl.	Ø Speed
Ziel	132 Leistra, Luca	0:44,525	1107 m	89,5 km/h
Sektion 1	170 Zilisch, Connor	0:13,242	329 m	89,4 km/h
Sektion 2	106 Bergmeister, Jakob	0:19,587	475 m	87,3 km/h
Sektion 3	106 Bergmeister, Jakob	0:11,584	303 m	94,2 km/h

	Stmr.109 Probst,Kaden NZL	Stmr.152 Scheef,Emil DNK	Stmr.120 Felbermayr,Horst Felix AUT	
	Darren Probst	Speedsupply	Solgat Motorsport	
	theoretisch mögliche Bestzeit 0:45,102	theoretisch mögliche Bestzeit 0:15,764	theoretisch mögliche Bestzeit 0:15,471	
best	Ziel Sektion 1 Sektion 2 Sektion 3 0:45,201 0:13,456 0:19,886 0:11,760	Ziel Sektion 1 Sektion 2 Sektion 3 0:15,764	Ziel Sektion 1 Sektion 2 Sektion 3 0:15,471	Ziel Sektion 1 Sektion 2 Sektion 3
Runde 1	0:53,681 0:16,081 0:24,993 0:12,607	0:15,764	0:15,471	
Runde 2	0:47,634 0:14,499 0:20,934 0:12,201			
Runde 3	0:47,176 0:14,161 0:20,682 0:12,333			
Runde 4	0:46,131 0:13,763 0:20,198 0:12,170			
Runde 5	0:47,032 0:14,656 0:20,246 0:12,130			
Runde 6	0:45,581 0:13,527 0:20,023 0:12,031			
Runde 7	0:45,429 0:13,495 0:20,055 0:11,879			
Runde 8	0:45,381 0:13,456 0:19,886 0:12,039			
Runde 9	0:45,201 0:13,541 0:19,900 0:11,760			
Runde 10	0:13,963 0:21,225			

### R 15 DJKM (OK-Junior) Race 1

Strecke / track: 1107m

fastest Lap Enzo RICCIARDI at: 0:44,365

started: 34 classified: 34 not classified: 0

Pos	Str. Nr.	Fahrer Driver	Nation	Bewerber / Sponsor	Nation	Lizenz R-Lizenz	Chassis / Motor / Reifen	Points	Penalty	Runden Laps	Gesamtzeit Differenz	Abstand Gap	beste Runde best Lap	in R. in L.	Ø Geschw. Speed
1	146	DE HAAN, Robert	NLD	ENERGY CORSE S.R.L.	ITA	40204 295423	Energy / TM / Vega	25		18	13:30,260		0:44,388	12	88,5 km/h 89,8 km/h
2	122	HO, Christian	SGP	Ricky Flynn Motorsport	GBR	026/IKT 162392	FA Victory R / Vortex / Vega	20		18	13:31,704 0:01,444	0:01,444	0:44,476	12	88,4 km/h 89,6 km/h
3	171	INTHRAPHUVASAK, Tasanapol	THA	KR MOTORSPORT SRL	ITA	IK-C-008 436754	KR / Iame / Vega	*		18	13:39,384 0:09,124	0:07,680	0:44,567	8	87,5 km/h 89,4 km/h
4	119	TANGGAARD, Emil	DNK	HK Motorsport	DNK	66542 81330	Kart Republic / TM / Vega	16		18	13:39,870 0:09,610	0:00,486	0:44,432	12	87,5 km/h 89,7 km/h
5	175	GREGOR, Daniel	DEU	Junior TEAM75	DEU	IKCJ1168157 KBF1154079	Kart Republic / IAME / Vega	13		18	13:40,336 0:10,076	0:00,466	0:44,591	12	87,4 km/h 89,4 km/h
6	106	BERGMEISTER, Jakob	DEU	Millennium Racing Team	DEU	IKCJ1156048 KBF1095578	Tony Kart / Vortex / Vega	11	3 sec.	18	13:42,506 0:12,246	0:02,170	0:44,583	8	87,2 km/h 89,4 km/h
7	139	RÉVÉSZ, Levente	HUN	KR MOTORSPORT SRL	ITA	5746 436754	KR / Parilla / Vega	10		18	13:42,907 0:18,439	0:00,401	0:44,588	13	87,2 km/h 89,4 km/h
8	124	JAKOBSEN, Mathias Bjerre	DNK	TK Racing	DNK	74056 52208	FA Kart / TM / Vega	9		18	13:45,641 0:15,381	0:02,734	0:44,717	13	86,9 km/h 89,1 km/h
9	111	REHM, Maxim	DEU	Rehm Racing	DEU	IKCJ1166371 KBF1044805	CRG / TM / Vega	8		18	13:45,904 0:15,644	0:00,263	0:44,959	14	86,9 km/h 88,6 km/h
10	132	LEISTRA, Luca	BEL	RS Schumacher Racing Team	DEU	909365 KBF1067587	IPK Praga / TM / Vega	7	5 sec.	18	13:46,865 0:16,605	0:00,961	0:44,414	9	86,8 km/h 89,7 km/h
11	107	NAUDÉ, Toni Kayla	CHE	Innovate Competition	CHE	500287 500033	Exprit / IAME / Vega	6		18	13:48,699 0:18,439	0:01,834	0:44,797	12	86,6 km/h 89 km/h
12	113	ANDRONACO, Vincent	DEU	Team Hemkemeyer	DEU	IKCJ1160869 KBF1079090	Intrepid / IAME / Vega	5		18	13:48,774 0:18,514	0:00,075	0:44,894	9	86,6 km/h 88,8 km/h
13	117	OLSEN, Elias	DNK	HK Motorsport	DNK	67563 81330	Kart Republic / IAME / Vega	4		18	13:49,511 0:19,251	0:00,737	0:45,004	11	86,5 km/h 88,6 km/h
14	129	SCIONTI, Enzo Riccardo	USA	Ward Racing	SWE	D 1845 SK 19 JR-C 102	Tony Kart / Vortex / Vega	3	10 sec.	18	13:49,567 0:19,307	0:00,056	0:44,365	13	86,5 km/h 89,8 km/h
15	128	JAROMIN, David	DEU	SRP Racing Team	DEU	IKCJ1176826 KBF1156791	Maranello / TM / Vega	2		18	13:49,778 0:19,518	0:00,211	0:45,214	10	86,4 km/h 88,1 km/h
16	114	MAGNUSSSEN, Mickey	DNK	RS Competition	DNK	57430 36053	Tony Kart / Vortex / Vega	1	5 sec.	18	13:50,699 0:20,439	0:00,921	0:44,840	8	86,4 km/h 88,9 km/h
17	115	RIED, Lenny	DEU	Solgat Motorsport	DEU	IKCJ1173160 KBF1079882	Birel Art / TM / Vega	0		18	13:50,844 0:20,584	0:00,145	0:44,839	12	86,3 km/h 88,9 km/h
18	142	MUSTAFA, Dalvin	DEU	Gazmend Mustafa	DEU	IKCJ1173436 BEK1199671	Tony Kart / IAME / Vega	0		18	13:53,234 0:22,974	0:02,390	0:45,147	11	86,1 km/h 88,3 km/h
19	112	GRÖNDAHL, Torben	DEU	Team Hemkemeyer	DEU	IKCJ1174061 KBF1079090	Intrepid / IAME / Vega	0	5 sec.	18	13:55,602 0:25,342	0:02,368	0:44,802	14	85,8 km/h 89 km/h
20	118	TERKILDTSEN, Magnus	DNK	HK Motorsport	DNK	58099 81330	Kart Republic / IAME / Vega	0	5 sec.	18	13:56,287 0:26,027	0:00,685	0:45,112	9	85,8 km/h 88,3 km/h
21	144	KARLSSON, William	SWE	Nika International	SWE	200510185879 222	Exprit / Vortex / Vega	0	5 sec.	18	13:56,397 0:26,137	0:00,110	0:44,904	13	85,8 km/h 88,7 km/h
22	174	DUCCOFFRE, Paul	DEU	CRG Keijzer racing	NLD	IKCJ1183496 28613	CRG / IAME / Vega	0	5 sec.	18	13:56,767 0:26,507	0:00,370	0:44,656	13	85,7 km/h 89,2 km/h
23	141	RIEBERER, Paul	AUT	Hold Maranello Racing Team	AUT	JK2062 BK 003	Maranello / TM / Vega	0		18	14:00,808 0:30,548	0:04,041	0:45,262	14	85,3 km/h 88 km/h
24	189	TOHUM, Arthur	DEU	Servert Tohum	DEU	IKCJ1160352 1201621	Tony Kart / TM / Vega	0		18	14:00,935 0:30,675	0:00,127	0:45,377	14	85,3 km/h 87,8 km/h
25	138	QUONDAMCARLO, Manuel	ITA	DR SRL	ITA	370486 296449	DR / Modena / Vega	0		18	14:02,083 0:31,823	0:01,148	0:45,588	14	85,2 km/h 87,4 km/h
26	152	SCHEEF, Emil	DNK	Speedsupply	DNK	66544 61513	Haase / IAME / Vega	*	5 sec.	18	14:06,162 0:35,902	0:04,079	0:45,295	14	84,8 km/h 88 km/h
27	155	INDERFURTH, Luca	DEU	RL-Competition.com	DEU	IKJ1174117 KBF1132168	CRG / TM / Vega	*		18	14:07,340 0:37,080	0:01,178	0:45,340	7	84,7 km/h 87,9 km/h
28	109	PROBST, Kaden	NZL	Darren Probst	NZL	NZL 148 148E	Tony Kart / Vortex / Vega	0	15 sec.	18	14:08,850 0:38,590	0:01,510	0:44,834	12	84,5 km/h 88,3 km/h
29	120	FELBERMAYR, Horst Felix	AUT	Solgat Motorsport	DEU	JK2178 KBF1079882	Ricciardo / TM / Vega	0		16	12:18,725 2 R	2 R	0:45,190	11	86,3 km/h 88,2 km/h
30	108	RAUER, Fabio	DEU	RS Schumacher Racing Team	DEU	IKCJ1164921 KBF1067587	Praga / TM / Vega	0	8 sec.	15	11:30,230 3 R	1 R	0:44,448	10	86,6 km/h 89,7 km/h
31	116	KRISTIANSEN, Marius	DNK	HK Motorsport	DNK	66433 81330	Kart Republic / IAME / Vega	0		8	6:19,380 10 R	7 R	0:45,195	6	84 km/h 88,2 km/h
32	136	PEDERSEN, Oscar	SWE	Bamberger Karttracing	DEU	200603168956 KBF1197896	Luxor / LKE / Vega	0	5 sec.	2	1:45,034 16 R	6 R	0:47,653	2	75,9 km/h 83,6 km/h
33	170	ZILISCH, Connor	USA	Ward Racing	SWE	D1880SK19JRC 102	Tony Kart / Vortex / Vega	*		1	0:51,797 17 R	1 R	0:48,853	1	76,9 km/h 81,6 km/h
34	167	NEHMER, Gino	DEU	Millennium Racing Team	DEU	IKCJ1185625 KBF1095578	Tony Kart / Vortex / Vega	*		0	0:04,625 18 R	1 R			

SiNr. 106,108 3 sec penalty false Start SiNr. 132,114,109,129 5 sec penalty Pushing

SiNr. 129,112,118,144,174,109,152,136,108 5 sec penalty Frontfairing

SiNr. 109 5 sec penalty leaving the track and rejoin in dangerous manner

Rennleitung: Volker Ehekircher Racedirektor: Horst Seidel

Sportkommissare: Yasin Özer / Tobias Amann / Peter Brings / Florian Koziol

Techn. Kommissare: Hans-Jürgen Dangers / M. Grasshoff / C. Schmidt / J. Lawinger / D. Pietzko / H.-W. Schäfer / K.L. Ruszczynski / A. Sengpiel

Zeitnahme: KART-DATA timing service Franz Schieszler / Manuela Hintner

Zeitnahme / timekeeping

control   
Franz Schieszler

freigegeben: 11:28:25






**DEUTSCHE KART-MEISTERSCHAFT**

**Round 3: 12 - 14 / 07 / 2019**

**ERFTLANDRING KERPEN**



DMSB-RegNr.:168/19

### R 15 DJKM (OK-Junior) Race 1

Fahrername Driver	De Haan Robert	Ho Christian	Inthraphuvasak Tasanapol	Tanggaard Emil	Gregor Daniel	Bergmeister Jakob	Révész Levente	Jakobsen Mathias Bjerre	Rehim Maxim	Leistra Luca	Naudé Toni Kayla	Andronaco Vincent
schleunigste Runde	0:44,388 Rn. 12	0:44,476 Rn. 12	0:44,567 Rn. 8	0:44,432 Rn. 12	0:44,591 Rn. 12	0:44,583 Rn. 8	0:44,588 Rn. 13	0:44,717 Rn. 13	0:44,959 Rn. 14	0:44,414 Rn. 9	0:44,797 Rn. 12	0:44,894 Rn. 9
Speed	89,8 km/h	89,6 km/h	89,4 km/h	89,7 km/h	89,4 km/h	89,4 km/h	89,4 km/h	89,1 km/h	88,6 km/h	89,7 km/h	89,0 km/h	88,8 km/h
Lap 1	0:46,602	0:46,748	0:46,817	0:47,209	0:47,343	0:46,984	0:48,421	0:48,086	0:48,466	0:48,300	0:47,443	0:49,850
Lap 2	0:45,996	0:45,646	0:45,895	0:45,741	0:46,093	0:45,829	0:46,994	0:46,025	0:47,252	0:46,493	0:45,796	0:47,218
Lap 3	0:45,386	0:45,662	0:45,775	0:46,833	0:45,919	0:45,767	0:45,371	0:45,652	0:45,912	0:45,144	0:45,769	0:47,530
Lap 4	0:45,071	0:45,113	0:45,692	0:46,237	0:45,078	0:45,682	0:45,575	0:45,796	0:45,462	0:44,930	0:45,293	0:45,719
Lap 5	0:44,883	0:45,180	0:45,825	0:45,834	0:45,542	0:45,317	0:46,246	0:45,678	0:45,597	0:45,661	0:48,951	0:45,345
Lap 6	0:44,744	0:44,956	0:44,751	0:46,385	0:44,913	0:44,921	0:45,147	0:46,761	0:45,390	0:45,711	0:46,060	0:45,138
Lap 7	0:44,985	0:44,955	0:44,959	0:44,749	0:44,932	0:44,874	0:45,330	0:45,055	0:45,267	0:44,664	0:44,989	0:45,117
Lap 8	0:44,656	0:44,717	0:44,567	0:44,726	0:44,688	0:44,583	0:44,592	0:44,870	0:45,352	0:44,719	0:44,852	0:45,613
Lap 9	0:44,711	0:44,713	0:44,806	0:44,658	0:44,784	0:45,390	0:45,315	0:47,196	0:45,392	0:44,414	0:45,622	0:44,894
Lap 10	0:44,643	0:44,649	0:44,793	0:44,501	0:44,833	0:44,810	0:45,139	0:44,814	0:45,065	0:44,512	0:45,092	0:44,946
Lap 11	0:44,590	0:44,695	0:44,712	0:44,952	0:44,704	0:44,674	0:44,980	0:45,215	0:45,135	0:44,633	0:45,392	0:45,029
Lap 12	0:44,388	0:44,476	0:44,828	0:44,432	0:44,591	0:44,709	0:44,644	0:45,407	0:46,184	0:44,519	0:44,797	0:45,632
Lap 13	0:44,549	0:44,633	0:45,372	0:44,575	0:45,287	0:45,333	0:44,588	0:44,717	0:45,183	0:44,572	0:44,832	0:45,040
Lap 14	0:44,885	0:44,748	0:46,163	0:45,088	0:46,218	0:46,167	0:44,739	0:44,791	0:44,959	0:45,445	0:45,113	0:45,257
Lap 15	0:44,720	0:44,689	0:45,618	0:45,524	0:47,942	0:45,650	0:45,686	0:45,253	0:45,509	0:49,385	0:45,801	0:45,874
Lap 16	0:44,583	0:44,600	0:45,606	0:46,460	0:45,515	0:45,602	0:46,219	0:45,943	0:45,111	0:45,724	0:45,860	0:45,604
Lap 17	0:44,648	0:44,791	0:45,648	0:45,164	0:45,081	0:45,619	0:45,412	0:46,429	0:45,149	0:45,059	0:47,688	0:45,353
Lap 18	0:45,016	0:45,442	0:46,115	0:45,258	0:45,112	0:46,166	0:44,854	0:45,881	0:45,449	0:44,842	0:47,615	0:46,191








**DEUTSCHE KART-MEISTERSCHAFT**

**Round 3: 12 - 14 / 07 / 2019**

**ERFTLANDRING KERPEN**



**DMSB**

DMSB-RegNr.:168/19

### R 15 DJKM (OK-Junior) Race 1

Fahrername Driver	Olsen Elias	Scionti Enzo Riccardo	Jaromin David	Magnussen Mickey	Ried Lenny	Mustafa Dalvin	Gröndahl Torben	Terkilidsen Magnus	Karlsson William	Ducoffre Paul	Rieberer Paul	Tohum Arthur
schnellste Runde in Runde	0:45,004 Rn. 11	0:44,365 Rn. 13	0:45,214 Rn. 10	0:44,840 Rn. 8	0:44,839 Rn. 12	0:45,147 Rn. 11	0:44,802 Rn. 14	0:45,112 Rn. 9	0:44,904 Rn. 13	0:44,656 Rn. 13	0:45,262 Rn. 14	0:45,377 Rn. 14
Speed	88,6 km/h	89,8 km/h	88,1 km/h	88,9 km/h	88,9 km/h	88,3 km/h	89,0 km/h	88,3 km/h	88,7 km/h	89,2 km/h	88,0 km/h	87,8 km/h
Lap 1	0:49,743	0:48,470	0:48,275	0:48,905	0:49,990	0:50,240	0:48,272	0:48,390	0:50,571	0:50,384	0:49,356	0:51,365
Lap 2	0:47,351	0:46,797	0:46,275	0:46,929	0:46,294	0:47,301	0:48,722	0:47,352	0:46,649	0:47,326	0:46,408	0:48,832
Lap 3	0:46,941	0:45,115	0:45,914	0:45,456	0:47,179	0:46,055	0:47,987	0:45,667	0:46,624	0:45,925	0:47,379	0:46,511
Lap 4	0:45,534	0:44,908	0:46,511	0:45,305	0:45,946	0:46,579	0:45,659	0:45,658	0:46,293	0:47,045	0:47,549	0:46,132
Lap 5	0:45,650	0:45,386	0:46,148	0:45,672	0:45,113	0:45,645	0:45,653	0:46,323	0:45,312	0:46,924	0:46,116	0:46,768
Lap 6	0:45,411	0:45,619	0:45,548	0:45,589	0:45,940	0:45,492	0:47,377	0:45,851	0:45,528	0:45,468	0:46,097	0:45,748
Lap 7	0:45,276	0:44,795	0:45,827	0:45,016	0:46,445	0:45,487	0:45,540	0:45,751	0:46,371	0:45,338	0:46,762	0:45,789
Lap 8	0:45,266	0:44,907	0:46,273	0:44,840	0:45,969	0:45,812	0:45,506	0:45,931	0:45,426	0:45,828	0:46,201	0:45,703
Lap 9	0:45,049	0:44,679	0:45,244	0:46,635	0:45,285	0:45,472	0:45,872	0:45,112	0:45,569	0:46,150	0:46,683	0:46,814
Lap 10	0:45,117	0:44,543	0:45,214	0:44,942	0:45,169	0:45,562	0:45,540	0:45,230	0:45,951	0:44,954	0:46,570	0:46,311
Lap 11	0:45,004	0:45,043	0:45,481	0:45,045	0:45,003	0:45,147	0:45,044	0:45,466	0:44,988	0:44,816	0:45,631	0:45,798
Lap 12	0:45,311	0:44,370	0:45,539	0:46,658	0:44,839	0:45,271	0:45,000	0:45,836	0:44,982	0:44,674	0:45,725	0:45,827
Lap 13	0:45,333	0:44,365	0:45,295	0:45,053	0:44,920	0:45,223	0:44,898	0:45,665	0:44,904	0:44,656	0:45,832	0:46,125
Lap 14	0:45,652	0:45,105	0:45,358	0:45,027	0:45,054	0:45,338	0:44,802	0:45,415	0:45,315	0:44,930	0:45,262	0:45,377
Lap 15	0:45,933	0:45,379	0:46,127	0:45,137	0:44,964	0:45,470	0:45,109	0:45,712	0:45,253	0:44,807	0:45,799	0:45,664
Lap 16	0:46,356	0:46,927	0:46,881	0:45,020	0:45,772	0:46,249	0:45,195	0:46,389	0:45,342	0:45,826	0:46,096	0:45,988
Lap 17	0:45,691	0:45,144	0:45,765	0:45,843	0:46,929	0:45,958	0:46,450	0:47,235	0:46,585	0:45,793	0:46,412	0:46,328
Lap 18	0:45,641	0:45,127	0:45,583	0:45,650	0:45,370	0:45,576	0:45,261	0:45,511	0:45,318	0:45,290	0:45,867	0:45,999






**DEUTSCHE KART-MEISTERSCHAFT**

**Round 3: 12 - 14 / 07 / 2019**

**ERFTLANDRING KERPEN**

**DMSB**



DMSB-RegNr.:168/19

### R 15 DJKM (OK-Junior) Race 1





Fahrername Driver	Quodomcarlo Manuel	Scheef Emil	Inderfurth Luca	Probst Kaden	Felbermayr Horst Felix	Rauer Fabio	Kristiansen Marius	Pedersen Oscar	Zilisch Connor	Nehmer Gino
schnellste Runde in Runde	0:45,588 Rn. 14	0:45,295 Rn. 14	0:45,340 Rn. 7	0:44,834 Rn. 12	0:45,190 Rn. 11	0:44,448 Rn. 10	0:45,195 Rn. 6	0:47,653 Rn. 2	0:48,853 Rn. 1	
Speed	87,4 km/h	88,0 km/h	87,9 km/h	88,9 km/h	88,2 km/h	89,7 km/h	88,2 km/h	83,6 km/h	81,6 km/h	
Lap 1	0:50,050	0:50,606	0:50,236	0:47,725	0:48,625	0:48,132	0:49,998	0:48,414	0:48,853	
Lap 2	0:47,729	0:47,330	0:47,245	0:45,749	0:47,275	0:45,413	0:47,352	0:47,653		
Lap 3	0:46,529	0:46,102	0:46,239	0:45,850	0:46,014	0:45,913	0:45,983			
Lap 4	0:46,787	0:46,840	0:47,170	0:45,424	0:45,955	0:45,300	0:47,015			
Lap 5	0:46,362	0:46,980	0:47,487	0:45,696	0:45,840	0:45,600	0:46,821			
Lap 6	0:46,151	0:46,692	0:46,579	0:44,907	0:45,628	0:44,983	0:45,195			
Lap 7	0:45,688	0:45,603	0:45,340	0:44,843	0:45,514	0:44,773	0:45,562			
Lap 8	0:46,193	0:48,639	0:45,729	0:45,326	0:45,732	0:44,909	0:45,667			
Lap 9	0:47,650	0:46,272	0:46,657	0:45,080	0:45,873	0:44,620				
Lap 10	0:46,264	0:45,495	0:46,985	0:45,084	0:45,347	0:44,448				
Lap 11	0:45,819	0:45,473	0:45,345	0:47,119	0:45,190	0:44,521				
Lap 12	0:45,809	0:45,528	0:45,681	0:44,834	0:45,216	0:44,576				
Lap 13	0:45,636	0:45,608	0:51,323	0:45,156	0:45,463	0:45,257				
Lap 14	0:45,588	0:45,295	0:45,850	0:45,222	0:45,317	0:46,212				
Lap 15	0:45,810	0:45,398	0:46,150	0:51,425	0:45,494	0:45,453				
Lap 16	0:46,087	0:45,535	0:45,637	0:50,283	0:46,053					
Lap 17	0:46,420	0:46,254	0:46,193	0:46,504						
Lap 18	0:47,220	0:45,795	0:46,394	0:45,721						



DMSB-RegNr:168/19

## R 15 DJKM (OK-Junior) Race 1


Ziel		Sektion 1		Sektion 2		Sektion 3	
Fahrername	Zeit	Fahrername	Zeit	Fahrername	Zeit	Fahrername	Zeit
1 129 Scionti,Enzo Riccardo	0:44,365	129 Scionti,Enzo Riccardo	0:13,198	119 Tanggaard,Emil	0:19,549	108 Rauer,Fabio	0:11,528
2 146 De Haan,Robert	0:44,388	146 De Haan,Robert	0:13,224	132 Leistra,Luca	0:19,549	146 De Haan,Robert	0:11,539
3 132 Leistra,Luca	0:44,414	174 Ducoffre,Paul	0:13,236	129 Scionti,Enzo Riccardo	0:19,573	129 Scionti,Enzo Riccardo	0:11,544
4 119 Tanggaard,Emil	0:44,432	132 Leistra,Luca	0:13,242	108 Rauer,Fabio	0:19,586	139 Révész,Levente	0:11,549
5 108 Rauer,Fabio	0:44,448	119 Tanggaard,Emil	0:13,247	171 Inthraphuvasak,Tasanapc	0:19,599	107 Naudé,Toni Kayla	0:11,561
6 122 Ho,Christian	0:44,476	175 Gregor,Daniel	0:13,254	146 De Haan,Robert	0:19,611	132 Leistra,Luca	0:11,566
7 171 Inthraphuvasak,Tasanapc	0:44,567	139 Révész,Levente	0:13,268	175 Gregor,Daniel	0:19,626	106 Bergmeister,Jakob	0:11,578
8 106 Bergmeister,Jakob	0:44,583	109 Probst,Kaden	0:13,288	139 Révész,Levente	0:19,628	119 Tanggaard,Emil	0:11,585
9 139 Révész,Levente	0:44,588	114 Magnussen,Mickey	0:13,289	106 Bergmeister,Jakob	0:19,638	111 Rehm,Maxim	0:11,598
10 175 Gregor,Daniel	0:44,591	171 Inthraphuvasak,Tasanapc	0:13,306	124 Jakobsen,Mathias Bjerre	0:19,644	171 Inthraphuvasak,Tasanapc	0:11,604
11 174 Ducoffre,Paul	0:44,656	124 Jakobsen,Mathias Bjerre	0:13,315	112 Gröndahl,Torben	0:19,661	109 Probst,Kaden	0:11,609
12 124 Jakobsen,Mathias Bjerre	0:44,717	112 Gröndahl,Torben	0:13,325	174 Ducoffre,Paul	0:19,679	113 Andronaco,Vincent	0:11,613
13 107 Naudé,Toni Kayla	0:44,797	106 Bergmeister,Jakob	0:13,331	107 Naudé,Toni Kayla	0:19,682	175 Gregor,Daniel	0:11,618
14 112 Gröndahl,Torben	0:44,802	108 Rauer,Fabio	0:13,334	114 Magnussen,Mickey	0:19,687	122 Ho,Christian	0:11,637
15 109 Probst,Kaden	0:44,834	144 Karlsson,William	0:13,338	115 Ried,Lenny	0:19,722	124 Jakobsen,Mathias Bjerre	0:11,646
16 115 Ried,Lenny	0:44,839	107 Naudé,Toni Kayla	0:13,342	109 Probst,Kaden	0:19,723	118 Terkildsen,Magnus	0:11,652
17 114 Magnussen,Mickey	0:44,840	113 Andronaco,Vincent	0:13,346	117 Olsen,Elias	0:19,729	114 Magnussen,Mickey	0:11,661
18 113 Andronaco,Vincent	0:44,894	142 Mustafa,Dalvin	0:13,366	111 Rehm,Maxim	0:19,755	174 Ducoffre,Paul	0:11,666
19 144 Karlsson,William	0:44,904	117 Olsen,Elias	0:13,374	144 Karlsson,William	0:19,797	115 Ried,Lenny	0:11,675
20 111 Rehm,Maxim	0:44,959	115 Ried,Lenny	0:13,385	113 Andronaco,Vincent	0:19,826	128 Jaromin,David	0:11,680
21 117 Olsen,Elias	0:45,004	111 Rehm,Maxim	0:13,410	118 Terkildsen,Magnus	0:19,861	117 Olsen,Elias	0:11,686
22 118 Terkildsen,Magnus	0:45,112	141 Rieberer,Paul	0:13,433	152 Scheef,Emil	0:19,862	112 Gröndahl,Torben	0:11,696
23 142 Mustafa,Dalvin	0:45,147	116 Kristiansen,Marius	0:13,438	116 Kristiansen,Marius	0:19,870	144 Karlsson,William	0:11,724
24 120 Felbermayr,Horst Felix	0:45,190	120 Felbermayr,Horst Felix	0:13,446	155 Inderfurth,Luca	0:19,892	120 Felbermayr,Horst Felix	0:11,742
25 116 Kristiansen,Marius	0:45,195	118 Terkildsen,Magnus	0:13,459	120 Felbermayr,Horst Felix	0:19,895	142 Mustafa,Dalvin	0:11,763
26 128 Jaromin,David	0:45,214	128 Jaromin,David	0:13,466	128 Jaromin,David	0:19,908	155 Inderfurth,Luca	0:11,770
27 141 Rieberer,Paul	0:45,262	138 Quondamcarlo,Manuel	0:13,499	142 Mustafa,Dalvin	0:19,923	152 Scheef,Emil	0:11,783
28 152 Scheef,Emil	0:45,295	155 Inderfurth,Luca	0:13,523	141 Rieberer,Paul	0:19,995	189 Tohum,Arthur	0:11,830
29 155 Inderfurth,Luca	0:45,340	189 Tohum,Arthur	0:13,552	189 Tohum,Arthur	0:19,995	141 Rieberer,Paul	0:11,834
30 189 Tohum,Arthur	0:45,377	152 Scheef,Emil	0:13,593	138 Quondamcarlo,Manuel	0:20,086	116 Kristiansen,Marius	0:11,887
31 138 Quondamcarlo,Manuel	0:45,588	170 Zilisch,Connor	0:14,011	136 Pedersen,Oscar	0:20,446	138 Quondamcarlo,Manuel	0:11,922
32 136 Pedersen,Oscar	0:47,653	136 Pedersen,Oscar	0:14,262	170 Zilisch,Connor	0:20,750	170 Zilisch,Connor	0:12,084
33 170 Zilisch,Connor	0:48,853	122 Ho,Christian		122 Ho,Christian		136 Pedersen,Oscar	0:12,294
34 167 Nehmer,Gino		167 Nehmer,Gino		167 Nehmer,Gino		167 Nehmer,Gino	

**DEUTSCHE KART-MEISTERSCHAFT**

**Round 3: 12 - 14 / 07 / 2019**

**ERFTLANDRING KERPEN**







DMSB-RegNr:168/19

**R 15 DJKM (OK-Junior) Race 1**

Die schnellsten Zeiten

Ort	Nr. Fahrername	Zeit	Streckenl.	Ø Speed
Ziel	129 Scionti,Enzo Riccardo	0:44,365	1107 m	89,8 km/h
Sektion 1	129 Scionti,Enzo Riccardo	0:13,198	329 m	89,7 km/h
Sektion 2	119 Tanggaard,Emil	0:19,549	475 m	87,5 km/h
Sektion 3	108 Rauer,Fabio	0:11,528	303 m	94,6 km/h


	Smr.146 De Haan,Robert NLD ENERGY CORSE S.R.L.			Smr.122 Ho,Christian SGP Ricky Flynn Motorsport			Smr.171 Inthraphuvasak,Tasananol THA KR MOTORSPORT SRL			Smr.106 Bergmeister,Jakob DEU Millennium Racing Team			Smr.129 Scionti,Enzo Riccardo USA Ward Racing					
	theoretisch mögliche Bestzeit	Ziel	Sektion 3	theoretisch mögliche Bestzeit	Ziel	Sektion 3	theoretisch mögliche Bestzeit	Ziel	Sektion 3	theoretisch mögliche Bestzeit	Ziel	Sektion 3	theoretisch mögliche Bestzeit	Ziel	Sektion 3			
best	0:44,388	0:13,224	0:19,611	0:11,539	0:44,476	0:11,637	0:44,567	0:13,306	0:19,599	0:11,604	0:44,583	0:13,331	0:19,638	0:11,578	0:44,365	0:13,198	0:19,573	0:11,544
Runde 1	0:46,602	0:14,212	0:20,389	0:12,001	0:46,748	0:11,966	0:46,817	0:14,417	0:20,469	0:11,931	0:46,984	0:14,570	0:20,440	0:11,974	0:48,470	0:15,194	0:21,131	0:12,145
Runde 2	0:45,996	0:13,655	0:20,406	0:11,935	0:45,646	0:11,923	0:45,895	0:13,669	0:20,271	0:11,955	0:45,829	0:13,660	0:20,222	0:11,947	0:46,797	0:13,886	0:21,153	0:11,758
Runde 3	0:45,386	0:13,620	0:20,018	0:11,748	0:45,662	0:11,781	0:45,775	0:13,684	0:20,125	0:11,966	0:45,767	0:13,706	0:20,264	0:11,797	0:45,115	0:13,427	0:19,911	0:11,777
Runde 4	0:45,071	0:13,391	0:19,883	0:11,797	0:45,113	0:11,721	0:45,692	0:13,791	0:20,080	0:11,821	0:45,682	0:13,797	0:20,077	0:11,808	0:44,908	0:13,570	0:19,724	0:11,614
Runde 5	0:44,883	0:13,388	0:19,837	0:11,658	0:45,180	0:11,753	0:45,825	0:13,618	0:20,380	0:11,827	0:45,317	0:13,647	0:20,013	0:11,657	0:45,386	0:13,515	0:20,094	0:11,777
Runde 6	0:44,744	0:13,323	0:19,717	0:11,704	0:44,956	0:11,708	0:44,751	0:13,356	0:19,706	0:11,689	0:44,921	0:13,346	0:19,728	0:11,847	0:45,619	0:13,660	0:19,982	0:11,977
Runde 7	0:44,985	0:13,453	0:19,862	0:11,670	0:44,955	0:11,749	0:44,959	0:13,386	0:19,790	0:11,783	0:44,874	0:13,359	0:19,845	0:11,670	0:44,795	0:13,382	0:19,713	0:11,700
Runde 8	0:44,656	0:13,298	0:19,732	0:11,626	0:44,717	0:11,672	0:44,567	0:13,324	0:19,599	0:11,644	0:44,583	0:13,331	0:19,674	0:11,578	0:44,907	0:13,346	0:19,956	0:11,605
Runde 9	0:44,711	0:13,293	0:19,722	0:11,696	0:44,713	0:11,688	0:44,806	0:13,434	0:19,638	0:11,734	0:45,390	0:14,041	0:19,729	0:11,620	0:44,679	0:13,371	0:19,678	0:11,630
Runde 10	0:44,643	0:13,293	0:19,724	0:11,626	0:44,649	0:11,656	0:44,793	0:13,423	0:19,721	0:11,649	0:44,810	0:13,555	0:19,651	0:11,604	0:44,543	0:13,256	0:19,717	0:11,570
Runde 11	0:44,590	0:13,304	0:19,676	0:11,610	0:44,695	0:11,695	0:44,712	0:13,402	0:19,706	0:11,604	0:44,674	0:13,335	0:19,678	0:11,661	0:45,043	0:13,329	0:20,077	0:11,637
Runde 12	0:44,388	0:13,224	0:19,625	0:11,539	0:44,476	0:11,637	0:44,828	0:13,306	0:19,816	0:11,706	0:44,709	0:13,331	0:19,638	0:11,740	0:44,370	0:13,198	0:19,575	0:11,597
Runde 13	0:44,549	0:13,318	0:19,637	0:11,594	0:44,633	0:11,700	0:45,372	0:13,524	0:19,986	0:11,862	0:45,333	0:13,561	0:19,910	0:11,862	0:44,365	0:13,248	0:19,573	0:11,544
Runde 14	0:44,885	0:13,320	0:19,810	0:11,755	0:44,748	0:11,808	0:46,163	0:13,545	0:20,421	0:12,197	0:46,167	0:13,590	0:20,380	0:12,197	0:45,105	0:13,258	0:19,722	0:12,125
Runde 15	0:44,720	0:13,398	0:19,711	0:11,611	0:44,689	0:11,652	0:45,618	0:13,705	0:20,057	0:11,856	0:45,650	0:13,710	0:20,048	0:11,892	0:45,379	0:13,972	0:19,711	0:11,696
Runde 16	0:44,583	0:13,269	0:19,611	0:11,703	0:44,600	0:11,722	0:45,606	0:13,838	0:20,021	0:11,747	0:45,602	0:13,840	0:20,002	0:11,760	0:46,927	0:13,922	0:20,678	0:12,327
Runde 17	0:44,648	0:13,271	0:19,659	0:11,718	0:44,791	0:11,775	0:45,648	0:13,706	0:19,999	0:11,943	0:45,619	0:13,793	0:19,891	0:11,935	0:45,144	0:13,446	0:19,935	0:11,763
Runde 18	0:45,016	0:13,366	0:19,784	0:11,866	0:45,442	0:12,448	0:46,115	0:13,852	0:20,096	0:12,167	0:46,166	0:13,904	0:20,043	0:12,219	0:45,127	0:13,352	0:19,737	0:12,038

**DEUTSCHE KART-MEISTERSCHAFT**

**Round 3: 12 - 14 / 07 / 2019**

**ERFTLANDRING KERPEN**







DMSB-RegNr:168/19

**R 15 DJKM (OK-Junior) Race 1**

Die schnellsten Zeiten

Ort	Nr. Fahrername	Zeit	Streckentl.	Ø Speed
Ziel	129 Scionti, Enzo Riccardo	0:44,365	1107 m	89,8 km/h
Sektion 1	129 Scionti, Enzo Riccardo	0:13,198	329 m	89,7 km/h
Sektion 2	119 Tanggaard, Emil	0:19,549	475 m	87,5 km/h
Sektion 3	108 Rauer, Fabio	0:11,528	303 m	94,6 km/h

	Smr.119 Tanggaard, Emil DNK HK Motorsport		Smr.175 Gregor, Daniel DEU Junior TEAM75		Smr.132 Leistra, Luca BEL RS Schumacher Racing Team		Smr.139 Révész, Levente HUN KR MOTORSPORT SRL		Smr.124 Jakobsen, Mathias Bjerre DNK TK Racing											
	theoretisch mögliche Bestzeit	Ziel	theoretisch mögliche Bestzeit	Ziel	theoretisch mögliche Bestzeit	Ziel	theoretisch mögliche Bestzeit	Ziel	theoretisch mögliche Bestzeit	Ziel										
best	0:44,432	0:13,247	0:19,549	0:11,585	0:44,591	0:13,254	0:19,626	0:11,618	0:44,414	0:13,242	0:19,549	0:11,566	0:44,588	0:13,268	0:19,628	0:11,549	0:44,717	0:13,315	0:19,644	0:11,646
Runde 1	0:47,209	0:14,815	0:20,387	0:12,007	0:47,343	0:14,801	0:20,537	0:12,005	0:48,300	0:15,071	0:21,164	0:12,065	0:48,421	0:15,180	0:21,099	0:12,142	0:48,086	0:15,090	0:20,878	0:12,118
Runde 2	0:45,741	0:13,630	0:20,207	0:11,904	0:46,093	0:13,699	0:20,530	0:11,864	0:46,493	0:13,911	0:20,842	0:11,740	0:46,994	0:14,032	0:20,602	0:12,360	0:46,025	0:13,956	0:20,246	0:11,823
Runde 3	0:46,833	0:13,639	0:21,351	0:11,843	0:45,919	0:13,544	0:20,537	0:11,838	0:45,144	0:13,436	0:19,880	0:11,828	0:45,371	0:13,472	0:19,991	0:11,908	0:45,652	0:13,605	0:20,061	0:11,986
Runde 4	0:46,237	0:14,234	0:20,160	0:11,843	0:45,078	0:13,425	0:19,834	0:11,819	0:44,930	0:13,493	0:19,748	0:11,689	0:45,575	0:13,674	0:19,944	0:11,957	0:45,796	0:14,010	0:19,970	0:11,816
Runde 5	0:45,834	0:13,823	0:20,249	0:11,762	0:45,542	0:13,834	0:19,939	0:11,769	0:45,661	0:13,844	0:20,075	0:11,742	0:46,246	0:13,873	0:20,082	0:12,291	0:45,678	0:13,606	0:20,204	0:11,868
Runde 6	0:46,385	0:14,261	0:20,068	0:12,056	0:44,913	0:13,361	0:19,787	0:11,765	0:45,711	0:13,658	0:20,050	0:12,003	0:45,147	0:13,491	0:19,766	0:11,890	0:46,761	0:13,801	0:20,082	0:12,878
Runde 7	0:44,749	0:13,348	0:19,781	0:11,620	0:44,932	0:13,316	0:19,836	0:11,780	0:44,664	0:13,354	0:19,627	0:11,683	0:45,330	0:13,609	0:19,974	0:11,747	0:45,055	0:13,484	0:19,861	0:11,710
Runde 8	0:44,726	0:13,342	0:19,757	0:11,627	0:44,688	0:13,315	0:19,725	0:11,648	0:44,719	0:13,380	0:19,714	0:11,625	0:44,592	0:13,412	0:19,631	0:11,549	0:44,870	0:13,334	0:19,781	0:11,755
Runde 9	0:44,658	0:13,311	0:19,670	0:11,677	0:44,784	0:13,324	0:19,730	0:11,730	0:44,414	0:13,299	0:19,549	0:11,566	0:45,315	0:13,841	0:19,823	0:11,651	0:47,196	0:15,470	0:19,955	0:11,771
Runde 10	0:44,501	0:13,262	0:19,549	0:11,690	0:44,833	0:13,447	0:19,768	0:11,618	0:44,512	0:13,277	0:19,552	0:11,683	0:45,139	0:13,517	0:19,922	0:11,700	0:44,814	0:13,406	0:19,754	0:11,654
Runde 11	0:44,952	0:13,311	0:19,955	0:11,686	0:44,704	0:13,326	0:19,693	0:11,685	0:44,633	0:13,405	0:19,645	0:11,583	0:44,980	0:13,384	0:19,735	0:11,861	0:45,215	0:13,416	0:19,794	0:12,005
Runde 12	0:44,432	0:13,247	0:19,600	0:11,585	0:44,591	0:13,254	0:19,626	0:11,711	0:44,519	0:13,242	0:19,632	0:11,645	0:44,644	0:13,268	0:19,780	0:11,596	0:45,407	0:13,994	0:19,767	0:11,646
Runde 13	0:44,575	0:13,290	0:19,647	0:11,638	0:45,287	0:13,518	0:19,802	0:11,967	0:44,572	0:13,283	0:19,697	0:11,592	0:44,588	0:13,288	0:19,628	0:11,672	0:44,717	0:13,315	0:19,687	0:11,715
Runde 14	0:45,088	0:13,337	0:19,812	0:11,939	0:46,218	0:13,615	0:20,273	0:12,330	0:45,445	0:13,292	0:19,879	0:12,274	0:44,739	0:13,327	0:19,744	0:11,668	0:44,791	0:13,399	0:19,644	0:11,748
Runde 15	0:45,524	0:13,913	0:19,830	0:11,781	0:47,942	0:14,781	0:21,185	0:11,976	0:49,385				0:45,686	0:13,339	0:20,427	0:11,920	0:45,253	0:13,347	0:20,151	0:11,755
Runde 16	0:46,460	0:13,764	0:20,384	0:12,312	0:45,515	0:13,423	0:20,000	0:12,092	0:45,724	0:13,544	0:19,884	0:12,296	0:46,219	0:13,499	0:19,924	0:12,796	0:45,943	0:13,365	0:19,742	0:12,836
Runde 17	0:45,164	0:13,446	0:19,913	0:11,805	0:45,081	0:13,427	0:19,822	0:11,832	0:45,059	0:13,537	0:19,766	0:11,756	0:45,412	0:13,626	0:19,967	0:11,819	0:46,429	0:13,885	0:20,496	0:12,048
Runde 18	0:45,258	0:13,375	0:19,916	0:11,967	0:45,112	0:13,326	0:19,852	0:11,934	0:44,842	0:13,368	0:19,727	0:11,747	0:44,854	0:13,351	0:19,777	0:11,726	0:45,881	0:13,521	0:20,032	0:12,328

**DEUTSCHE KART-MEISTERSCHAFT**

**Round 3: 12 - 14 / 07 / 2019**

**ERFTLANDRING KERPEN**

**DMSB**





DMSB-RegNr:168/19

**R 15 DJKM (OK-Junior) Race 1**

Die schnellsten Zeiten

Ort	Nr. Fahrername	Streckenl.	Zeit	Ø Speed
Ziel	129 Scionti,Enzo Riccardo	1107 m	0:44,365	89,8 km/h
Sektion 1	129 Scionti,Enzo Riccardo	329 m	0:13,198	89,7 km/h
Sektion 2	119 Tanggaard,Emil	475 m	0:19,549	87,5 km/h
Sektion 3	108 Rauer,Fabio	303 m	0:11,528	94,6 km/h



	Snr.114 Magnussen,Mickey DNK RS Competition			Snr.111 Rehm,Maxim DEU Rehm Racing			Snr.107 Nouris,Toni Kayla CHE Innovate Competition			Snr.113 Andronaco,Vincent DEU Team Hemkemeyer			Snr.117 Olsen,Elias DNK HK Motorsport					
	theoretisch mögliche Bestzeit	Ziel	Sektion 3	theoretisch mögliche Bestzeit	Ziel	Sektion 3	theoretisch mögliche Bestzeit	Ziel	Sektion 3	theoretisch mögliche Bestzeit	Ziel	Sektion 3	theoretisch mögliche Bestzeit	Ziel	Sektion 3			
best	0:44,840	0:13,289	0:19,687	0:13,410	0:19,755	0:11,598	0:44,797	0:13,342	0:19,682	0:11,561	0:44,894	0:13,346	0:19,826	0:11,613	0:45,004	0:13,374	0:19,729	0:11,686
Runde 1	0:48,905	0:15,581	0:21,255	0:15,126	0:21,108	0:12,232	0:47,443	0:14,909	0:20,573	0:11,961	0:49,850	0:16,090	0:21,586	0:12,174	0:49,743	0:15,754	0:21,803	0:12,186
Runde 2	0:46,929	0:14,084	0:20,646	0:13,914	0:20,518	0:12,820	0:45,796	0:13,724	0:20,290	0:11,782	0:47,218	0:13,987	0:20,440	0:12,791	0:47,351	0:14,088	0:20,385	0:12,878
Runde 3	0:45,456	0:13,442	0:20,023	0:13,905	0:20,165	0:11,842	0:45,769	0:13,559	0:20,499	0:11,711	0:47,530	0:14,012	0:20,835	0:12,683	0:46,941	0:14,025	0:20,852	0:12,064
Runde 4	0:45,305	0:13,478	0:19,928	0:13,606	0:20,118	0:11,738	0:45,293	0:13,583	0:19,981	0:11,729	0:45,719	0:13,804	0:20,084	0:11,831	0:45,534	0:13,720	0:19,981	0:11,833
Runde 5	0:45,672	0:13,959	0:20,046	0:13,493	0:20,134	0:11,970	0:48,951	0:14,288	0:22,717	0:11,946	0:45,345	0:13,483	0:19,930	0:11,932	0:45,650	0:13,604	0:20,105	0:11,941
Runde 6	0:45,589	0:13,593	0:20,069	0:13,619	0:19,978	0:11,793	0:46,060	0:13,759	0:20,167	0:12,134	0:45,138	0:13,500	0:19,927	0:11,711	0:45,411	0:13,648	0:19,965	0:11,798
Runde 7	0:45,016	0:13,416	0:19,873	0:13,642	0:19,937	0:11,688	0:44,989	0:13,534	0:19,894	0:11,561	0:45,117	0:13,366	0:19,871	0:11,880	0:45,276	0:13,468	0:19,986	0:11,872
Runde 8	0:44,840	0:13,368	0:19,787	0:13,610	0:19,997	0:11,745	0:44,852	0:13,385	0:19,885	0:11,582	0:45,613	0:13,691	0:20,092	0:11,830	0:45,266	0:13,613	0:19,959	0:11,694
Runde 9	0:46,635	0:14,995	0:19,979	0:13,806	0:19,899	0:11,687	0:45,622	0:14,097	0:19,840	0:11,685	0:44,894	0:13,448	0:19,833	0:11,613	0:45,049	0:13,482	0:19,781	0:11,786
Runde 10	0:44,942	0:13,459	0:19,716	0:13,568	0:19,836	0:11,661	0:45,092	0:13,562	0:19,878	0:11,652	0:44,946	0:13,346	0:19,971	0:11,629	0:45,117	0:13,568	0:19,863	0:11,686
Runde 11	0:45,045	0:13,409	0:19,687	0:13,688	0:19,849	0:11,598	0:45,392	0:13,414	0:19,863	0:12,115	0:45,029	0:13,407	0:19,935	0:11,687	0:45,004	0:13,442	0:19,729	0:11,833
Runde 12	0:46,658	0:14,705	0:20,157	0:13,802	0:20,679	0:11,703	0:44,797	0:13,454	0:19,682	0:11,661	0:45,632	0:13,613	0:20,133	0:11,886	0:45,311	0:13,627	0:19,885	0:11,799
Runde 13	0:45,053	0:13,487	0:19,806	0:13,512	0:19,883	0:11,788	0:44,832	0:13,381	0:19,759	0:11,692	0:45,040	0:13,492	0:19,826	0:11,722	0:45,333	0:13,682	0:19,858	0:11,793
Runde 14	0:45,027	0:13,408	0:19,853	0:13,484	0:19,755	0:11,720	0:45,113	0:13,431	0:19,950	0:11,732	0:45,257	0:13,446	0:19,928	0:11,883	0:45,652	0:13,620	0:20,141	0:11,891
Runde 15	0:45,137	0:13,366	0:20,011	0:13,492	0:20,050	0:11,967	0:45,801	0:13,342	0:20,664	0:11,795	0:45,874	0:13,396	0:20,135	0:12,343	0:45,933	0:13,374	0:20,138	0:12,421
Runde 16	0:45,020	0:13,289	0:19,741	0:13,410	0:19,832	0:11,869	0:45,860	0:13,444	0:19,842	0:12,574	0:45,604	0:13,586	0:19,868	0:12,150	0:46,356	0:13,697	0:20,009	0:12,650
Runde 17	0:45,843	0:13,539	0:20,123	0:13,515	0:19,829	0:11,805	0:47,688	0:13,896	0:20,497	0:13,295	0:45,353	0:13,498	0:19,914	0:11,941	0:45,691	0:13,683	0:20,134	0:11,874
Runde 18	0:45,650	0:13,410	0:19,912	0:13,582	0:20,023	0:11,844	0:47,615	0:14,623	0:20,732	0:12,260	0:46,191	0:13,368	0:20,578	0:12,245	0:45,641	0:13,649	0:20,040	0:11,952

**DEUTSCHE KART-MEISTERSCHAFT**

**Round 3: 12 - 14 / 07 / 2019**

**ERFTLANDRING KERPEN**





DMSB-RegNr:168/19

**R 15 DJKM (OK-Junior) Race 1**

Die schnellsten Zeiten

Ort	Nr. Fahrername	Streckentl.	Zeit	Ø Speed
Ziel	129 Scionti,Enzo Riccardo	1107 m	0:44,365	89,8 km/h
Sektion 1	129 Scionti,Enzo Riccardo	329 m	0:13,198	89,7 km/h
Sektion 2	119 Tanggaard,Emil	475 m	0:19,549	87,5 km/h
Sektion 3	108 Rauer,Fabio	303 m	0:11,528	94,6 km/h


	Smr.128 Jaromin,David DEU SRP Racing Team			Smr.112 Gründahl,Torben DEU Team Hemkemeyer			Smr.115 Ried,Lenny DEU Solgat Motorsport			Smr.118 Terkildsen,Magnus DNK HK Motorsport			Smr.144 Karlsson,William SWE Nika International			
	theoretisch mögliche Bestzeit	Ziel	Sektion 3	theoretisch mögliche Bestzeit	Ziel	Sektion 3	theoretisch mögliche Bestzeit	Ziel	Sektion 3	theoretisch mögliche Bestzeit	Ziel	Sektion 3	theoretisch mögliche Bestzeit	Ziel	Sektion 3	
best	0:45,214	0:13,466	0:19,908	0:44,802	0:13,325	0:19,661	0:44,899	0:13,385	0:19,722	0:11,675	0:45,112	0:13,459	0:19,861	0:44,904	0:13,338	0:19,797
Runde 1	0:48,275	0:14,995	0:21,096	0:48,272	0:15,040	0:21,067	0:49,990	0:15,968	0:21,652	0:12,370	0:48,390	0:15,159	0:21,076	0:50,571	0:16,045	0:21,966
Runde 2	0:46,275	0:13,912	0:20,439	0:48,722	0:14,130	0:21,450	0:46,294	0:14,012	0:20,419	0:11,863	0:47,352	0:14,457	0:20,836	0:46,649	0:13,864	0:20,821
Runde 3	0:45,914	0:13,724	0:20,364	0:47,987	0:14,542	0:20,883	0:47,179	0:13,707	0:20,767	0:12,705	0:45,667	0:13,582	0:20,049	0:46,624	0:13,600	0:20,457
Runde 4	0:46,511	0:14,487	0:20,126	0:45,659	0:13,743	0:20,134	0:45,946	0:14,068	0:20,081	0:11,797	0:45,658	0:13,720	0:20,042	0:46,293	0:13,832	0:20,495
Runde 5	0:46,148	0:13,922	0:20,289	0:45,653	0:13,593	0:19,967	0:45,113	0:13,439	0:19,931	0:11,743	0:46,323	0:13,902	0:20,172	0:45,312	0:13,510	0:19,956
Runde 6	0:45,548	0:13,607	0:20,095	0:47,377	0:14,029	0:21,325	0:45,940	0:13,941	0:20,184	0:11,815	0:45,851	0:13,800	0:20,192	0:45,528	0:13,460	0:20,213
Runde 7	0:45,827	0:13,714	0:20,148	0:45,540	0:13,493	0:19,842	0:46,445	0:13,489	0:20,858	0:12,098	0:45,751	0:13,921	0:19,996	0:46,371	0:13,456	0:20,749
Runde 8	0:46,273	0:14,380	0:20,112	0:45,506	0:13,598	0:19,993	0:45,969	0:14,260	0:19,969	0:11,740	0:45,931	0:14,125	0:19,990	0:45,426	0:13,666	0:19,987
Runde 9	0:45,244	0:13,656	0:19,908	0:45,872	0:13,388	0:20,627	0:45,285	0:13,420	0:19,969	0:11,896	0:45,112	0:13,599	0:19,861	0:45,569	0:13,397	0:20,255
Runde 10	0:45,214	0:13,496	0:19,952	0:45,540	0:13,374	0:20,307	0:45,169	0:13,517	0:19,906	0:11,746	0:45,230	0:13,466	0:19,903	0:45,951	0:13,453	0:20,701
Runde 11	0:45,481	0:13,556	0:19,973	0:45,044	0:13,422	0:19,845	0:45,003	0:13,463	0:19,849	0:11,691	0:45,466	0:13,477	0:19,894	0:44,988	0:13,373	0:19,797
Runde 12	0:45,539	0:13,466	0:20,302	0:45,000	0:13,346	0:19,725	0:44,839	0:13,410	0:19,722	0:11,707	0:45,836	0:13,825	0:20,072	0:44,982	0:13,352	0:19,826
Runde 13	0:45,295	0:13,681	0:19,916	0:44,898	0:13,378	0:19,661	0:44,920	0:13,417	0:19,828	0:11,675	0:45,665	0:13,815	0:19,891	0:44,904	0:13,338	0:19,842
Runde 14	0:45,358	0:13,651	0:19,978	0:44,802	0:13,325	0:19,781	0:45,054	0:13,464	0:19,781	0:11,809	0:45,415	0:13,563	0:20,011	0:45,315	0:13,384	0:20,187
Runde 15	0:46,127	0:13,575	0:20,094	0:45,109	0:13,372	0:19,883	0:44,964	0:13,385	0:19,855	0:11,724	0:45,712	0:13,533	0:20,070	0:45,253	0:13,338	0:19,979
Runde 16	0:46,881	0:14,097	0:20,093	0:45,195	0:13,368	0:19,748	0:45,772	0:13,502	0:19,798	0:12,472	0:46,389	0:13,603	0:20,216	0:45,342	0:13,353	0:19,906
Runde 17	0:45,765	0:13,825	0:20,121	0:46,450	0:13,803	0:20,733	0:46,929	0:14,411	0:20,650	0:11,868	0:47,235	0:14,531	0:20,706	0:46,585	0:13,746	0:20,689
Runde 18	0:45,583	0:13,651	0:19,987	0:45,261	0:13,457	0:20,031	0:45,370	0:13,524	0:19,967	0:11,879	0:45,511	0:13,459	0:20,126	0:45,318	0:13,433	0:20,036

**DEUTSCHE KART-MEISTERSCHAFT**

**Round 3: 12 - 14 / 07 / 2019**

**ERFTLANDRING KERPEN**



DMSB-RegNr:168/19





**R 15 DJKM (OK-Junior) Race 1**

Die schnellsten Zeiten

Ort	Nr. Fahrername	Streckl.	Zeit	Ø Speed
Ziel	129 Scionti,Enzo Riccardo	1107 m	0:44,365	89,8 km/h
Sektion 1	129 Scionti,Enzo Riccardo	329 m	0:13,198	89,7 km/h
Sektion 2	119 Tanggaard,Emil	475 m	0:19,549	87,5 km/h
Sektion 3	108 Rauer,Fabio	303 m	0:11,528	94,6 km/h

	Stmr.174 Duoffre,Paul DEU CRG Keijzer racing		Stmr.142 Mustata,Dalvin DEU Gazmend Mustafa		Stmr.109 Probst,Kaden NZL Darren Probst		Stmr.141 Rieberer,Paul AUT Hold Maranello Racing Team		Stmr.189 Tohum,Arthur DEU Servet Tohum							
	theoretisch mögliche Bestzeit	Ziel	theoretisch mögliche Bestzeit	Ziel	theoretisch mögliche Bestzeit	Ziel	theoretisch mögliche Bestzeit	Ziel	theoretisch mögliche Bestzeit	Ziel						
best	0:44,656	0:13,236	0:19,679	0:11,666	0:45,147	0:13,366	0:19,923	0:11,763	0:45,262	0:13,483	0:19,995	0:11,834	0:45,377	0:13,552	0:19,995	0:11,830
Runde 1	0:50,384	0:15,813	0:21,956	0:12,615	0:50,240	0:15,558	0:21,980	0:12,702	0:49,356	0:15,266	0:21,745	0:12,345	0:51,365	0:15,826	0:22,828	0:12,711
Runde 2	0:47,326	0:14,100	0:20,907	0:12,319	0:47,301	0:14,070	0:20,938	0:12,293	0:46,408	0:14,076	0:20,347	0:11,985	0:48,832	0:13,935	0:22,005	0:12,892
Runde 3	0:45,925	0:13,813	0:20,110	0:12,002	0:46,055	0:13,731	0:20,284	0:12,040	0:47,379	0:14,035	0:20,712	0:12,632	0:46,511	0:13,930	0:20,536	0:12,045
Runde 4	0:47,045	0:14,236	0:20,561	0:12,248	0:46,579	0:13,783	0:20,738	0:12,058	0:47,549	0:14,193	0:21,164	0:12,192	0:46,132	0:13,681	0:20,333	0:12,118
Runde 5	0:46,924	0:14,075	0:20,441	0:12,408	0:45,645	0:13,783	0:20,738	0:12,058	0:46,116	0:13,581	0:20,618	0:11,967	0:46,768	0:13,886	0:20,427	0:12,455
Runde 6	0:45,468	0:13,465	0:19,938	0:12,065	0:45,492	0:13,581	0:20,005	0:11,906	0:46,097	0:13,815	0:20,262	0:12,020	0:45,748	0:13,595	0:20,213	0:11,940
Runde 7	0:45,338	0:13,489	0:20,105	0:11,744	0:45,487	0:13,522	0:20,044	0:11,921	0:46,762	0:14,072	0:20,742	0:11,948	0:45,789	0:13,616	0:20,275	0:11,898
Runde 8	0:45,828	0:13,895	0:19,921	0:12,012	0:45,812	0:13,914	0:20,068	0:11,830	0:46,201	0:13,763	0:20,449	0:11,989	0:45,703	0:13,588	0:20,250	0:11,865
Runde 9	0:46,150	0:14,530	0:19,866	0:11,754	0:45,472	0:13,486	0:20,073	0:11,913	0:46,683	0:14,194	0:20,467	0:12,022	0:46,814	0:14,285	0:20,466	0:12,063
Runde 10	0:44,954	0:13,372	0:19,760	0:11,822	0:45,562	0:13,422	0:20,212	0:11,928	0:46,570	0:14,378	0:20,317	0:11,875	0:46,311	0:14,068	0:20,241	0:12,002
Runde 11	0:44,816	0:13,334	0:19,730	0:11,752	0:45,147	0:13,436	0:19,948	0:11,763	0:45,631	0:13,574	0:20,113	0:11,944	0:45,798	0:13,823	0:20,104	0:11,871
Runde 12	0:44,674	0:13,329	0:19,679	0:11,666	0:45,271	0:13,437	0:19,923	0:11,911	0:45,725	0:13,577	0:20,171	0:11,977	0:45,827	0:13,590	0:20,211	0:12,026
Runde 13	0:44,656	0:13,269	0:19,679	0:11,708	0:45,223	0:13,366	0:19,929	0:11,928	0:45,832	0:13,737	0:20,230	0:11,865	0:46,125	0:13,684	0:20,484	0:11,957
Runde 14	0:44,930	0:13,253	0:19,812	0:11,865	0:45,338	0:13,404	0:19,984	0:11,950	0:45,262	0:13,483	0:19,995	0:11,834	0:45,377	0:13,552	0:19,995	0:11,830
Runde 15	0:44,807	0:13,310	0:19,766	0:11,731	0:45,470	0:13,545	0:19,967	0:11,958	0:45,799	0:13,725	0:20,106	0:11,968	0:45,664	0:13,595	0:20,162	0:11,907
Runde 16	0:45,826	0:13,236	0:19,689	0:12,901	0:46,249	0:13,417	0:20,043	0:12,789	0:46,096	0:13,574	0:20,253	0:12,269	0:45,988	0:13,728	0:20,112	0:12,148
Runde 17	0:45,793	0:13,603	0:20,346	0:11,844	0:45,958	0:13,744	0:20,224	0:11,990	0:46,412	0:13,827	0:20,466	0:12,119	0:46,328	0:13,605	0:20,395	0:12,328
Runde 18	0:45,290	0:13,376	0:19,829	0:12,085	0:45,576	0:13,457	0:20,081	0:12,038	0:45,867	0:13,666	0:20,230	0:11,971	0:45,999	0:13,889	0:20,184	0:11,926





**DEUTSCHE KART-MEISTERSCHAFT**

**Round 3: 12 - 14 / 07 / 2019**

**ERFTLANDRING KERPEN**




DMSB-RegNr:168/19

**R 15 DJKM (OK-Junior) Race 1**

Die schnellsten Zeiten

Ort	Nr. Fahrername	Zeit	Streckenl.	Ø Speed
Ziel	129 Scionti,Enzo Riccardo	0:44,365	1107 m	89,8 km/h
Sektion 1	129 Scionti,Enzo Riccardo	0:13,198	329 m	89,7 km/h
Sektion 2	119 Tanggaard,Emil	0:19,549	475 m	87,5 km/h
Sektion 3	108 Rauer,Fabio	0:11,528	303 m	94,6 km/h



	DKM Speedsupply			ITA DR SRL			DEU RL-Competition.com			AUT Solgat Motorsport			DEU RS Schumacher Racing Team		
	theoretisch mögliche Bestzeit	Sektion 2	Sektion 3	theoretisch mögliche Bestzeit	Sektion 2	Sektion 3	theoretisch mögliche Bestzeit	Sektion 2	Sektion 3	theoretisch mögliche Bestzeit	Sektion 2	Sektion 3	theoretisch mögliche Bestzeit	Sektion 2	Sektion 3
best	0:45,295	0:13,593	0:19,862	0:13,499	0:20,086	0:11,922	0:45,340	0:13,523	0:19,892	0:11,770	0:45,190	0:13,446	0:19,895	0:11,742	0:44,448
Runde 1	0:50,606	0:15,790	0:22,017	0:15,918	0:21,735	0:12,397	0:50,236	0:15,709	0:21,985	0:12,542	0:48,625	0:15,199	0:21,184	0:12,242	0:48,132
Runde 2	0:47,330	0:14,014	0:20,840	0:14,340	0:21,208	0:12,181	0:47,245	0:14,151	0:21,026	0:12,068	0:47,275	0:14,079	0:20,394	0:12,802	0:45,413
Runde 3	0:46,102	0:13,835	0:20,288	0:13,867	0:20,397	0:12,265	0:46,239	0:13,597	0:20,356	0:12,286	0:46,014	0:13,895	0:20,131	0:11,988	0:45,913
Runde 4	0:46,840	0:13,900	0:20,584	0:13,980	0:20,774	0:12,033	0:47,170	0:14,359	0:20,655	0:12,156	0:45,955	0:13,601	0:20,412	0:11,942	0:45,300
Runde 5	0:46,980	0:14,131	0:20,401	0:13,662	0:20,745	0:12,001	0:47,487	0:13,966	0:20,729	0:12,792	0:45,840	0:13,620	0:20,284	0:11,936	0:45,600
Runde 6	0:46,692	0:14,351	0:20,353	0:13,727	0:20,360	0:12,064	0:46,579	0:14,304	0:20,359	0:11,916	0:45,628	0:13,614	0:20,129	0:11,885	0:44,983
Runde 7	0:45,603	0:13,754	0:19,942	0:13,596	0:20,127	0:11,965	0:45,340	0:13,599	0:19,892	0:11,849	0:45,514	0:13,544	0:20,122	0:11,848	0:44,773
Runde 8	0:48,639	0:13,928	0:21,587	0:14,037	0:20,143	0:12,013	0:45,729	0:13,710	0:20,029	0:11,990	0:45,732	0:13,852	0:20,128	0:11,752	0:44,909
Runde 9	0:46,272	0:14,171	0:20,306	0:15,110	0:20,503	0:12,037	0:46,657	0:14,217	0:20,401	0:12,039	0:45,873	0:13,931	0:20,098	0:11,844	0:44,620
Runde 10	0:45,495	0:13,698	0:19,990	0:14,039	0:20,274	0:11,951	0:46,985	0:14,032	0:20,921	0:12,032	0:45,347	0:13,573	0:20,032	0:11,742	0:44,448
Runde 11	0:45,473	0:13,613	0:20,036	0:13,719	0:20,170	0:11,930	0:45,345	0:13,650	0:19,925	0:11,770	0:45,190	0:13,463	0:19,896	0:11,831	0:44,521
Runde 12	0:45,528	0:13,631	0:19,898	0:13,541	0:20,280	0:11,988	0:45,681	0:13,605	0:20,071	0:12,005	0:45,216	0:13,466	0:20,007	0:11,743	0:44,576
Runde 13	0:45,608	0:13,704	0:20,021	0:13,554	0:20,086	0:11,996	0:51,323	0:13,796	0:25,256	0:12,271	0:45,463	0:13,446	0:20,073	0:11,944	0:45,257
Runde 14	0:45,295	0:13,650	0:19,862	0:13,539	0:20,127	0:11,922	0:45,850	0:13,725	0:20,170	0:11,955	0:45,317	0:13,523	0:20,030	0:11,764	0:46,212
Runde 15	0:45,398	0:13,593	0:19,984	0:13,578	0:20,227	0:12,005	0:46,150	0:13,701	0:20,528	0:11,921	0:45,494	0:13,564	0:20,087	0:11,843	0:45,453
Runde 16	0:45,535	0:13,615	0:19,914	0:13,499	0:20,268	0:12,320	0:45,637	0:13,523	0:20,042	0:12,072	0:46,053	0:13,822	0:19,895	0:12,336	0:45,453
Runde 17	0:46,254	0:13,731	0:20,202	0:13,637	0:20,466	0:12,317	0:46,193	0:13,661	0:20,421	0:12,111	0:45,819	0:13,819	0:19,895	0:12,336	0:45,453
Runde 18	0:45,795	0:13,764	0:20,070	0:14,269	0:20,861	0:12,090	0:46,394	0:13,895	0:20,510	0:11,989	0:45,819	0:13,819	0:19,895	0:12,336	0:45,453

**DEUTSCHE KART-MEISTERSCHAFT**

**Round 3: 12 - 14 / 07 / 2019**

**ERFTLANDRING KERPEN**

DMSB-RegNr:168/19

**R 15 DJKM (OK-Junior) Race 1**

Die schnellsten Zeiten

Ort	Nr. Fahrername	Zeit	Streckenl.	Ø Speed
Ziel	129 Scionti,Enzo Riccardo	0:44,365	1107 m	89,8 km/h
Sektion 1	129 Scionti,Enzo Riccardo	0:13,198	329 m	89,7 km/h
Sektion 2	119 Tanggaard,Emil	0:19,549	475 m	87,5 km/h
Sektion 3	108 Rauer,Fabio	0:11,528	303 m	94,6 km/h

	Smr.116 Kristiansen,Marius DNK HK Motorsport	Smr.136 Pedersen,Oscar SWE Bamberger Karttracing	Smr.170 Zilisch,Connor USA Ward Racing	Smr.167 Nehmer,Gino DEU Millennium Racing Team
theoretisch mögliche Bestzeit	0:45,195	theoretisch mögliche Bestzeit 0:47,002	theoretisch mögliche Bestzeit 0:46,845	theoretisch mögliche Bestzeit 0:00,000
Ziel	0:45,195	Ziel Sektion 1 Sektion 2 Sektion 3 0:47,653 0:14,262 0:20,446 0:12,294	Ziel Sektion 1 Sektion 2 Sektion 3 0:48,853 0:14,011 0:20,750 0:12,084	Ziel Sektion 1 Sektion 2 Sektion 3
Runde 1	0:49,998 0:15,349 0:22,014 0:12,635	0:48,414 0:15,087 0:21,033 0:12,294	0:48,853 0:15,424 0:21,345 0:12,084	
Runde 2	0:47,352 0:14,091 0:20,948 0:12,313	0:47,653 0:14,262 0:20,446 0:12,945		
Runde 3	0:45,983 0:13,684 0:20,234 0:12,065			
Runde 4	0:47,015 0:14,158 0:20,716 0:12,141			
Runde 5	0:46,821 0:13,948 0:20,669 0:12,204			
Runde 6	0:45,195 0:13,438 0:19,870 0:11,887			
Runde 7	0:45,562 0:13,591 0:19,941 0:12,030			
Runde 8	0:45,667 0:13,744 0:20,083 0:11,890			
Runde 9				

### Warm Up DJKM (OK-Junior)

Strecke / track: 1107m  
 started: 34 classified: 34 not classified: 0

Pos	Str. Nr.	Fahrer / Driver	Nation	Bewerber / Sponsor	Nation	Lizenz / R-Lizenz	Chassis / Motor / Reifen	Runden / Laps	Differenz	Abstand / Gap	beste Runde / best Lap	in R. / in L.	Geschw. / Speed
1	146	DE HAAN, Robert	NLD	ENERGY CORSE S.R.L.	ITA	40204 295423	Energy / TM / Vega	10			0:44,258	8	90,0 km/h
2	175	GREGOR, Daniel	DEU	Junior TEAM75	DEU	IKCJ1168157 KBF1154079	Kart Republic / IAME / Vega	14	0:00,172	0:00,172	0:44,430	14	89,7 km/h
3	170	ZILISCH, Connor	USA	Ward Racing	SWE	D18805K19JRC 102	Tony Kart / Vortex / Vega	13	0:00,212	0:00,040	0:44,470	13	89,6 km/h
4	171	INTHRAPHUVASAK, Tasan	THA	KR MOTORSPORT SRL	ITA	IK-C-008 436754	KR / Iame / Vega	12	0:00,380	0:00,168	0:44,638	12	89,3 km/h
5	139	RÉVÉSZ, Levente	HUN	KR MOTORSPORT SRL	ITA	5746 436754	KR / Parilla / Vega	12	0:00,418	0:00,038	0:44,676	8	89,2 km/h
6	122	HO, Christian	SGP	Ricky Flynn Motorsport	GBR	026/11/KT 162392	FA Victory R / Vortex / Vega	12	0:00,443	0:00,025	0:44,701	11	89,2 km/h
7	108	RAUER, Fabio	DEU	RS Schumacher Racing Team	DEU	IKCJ1164921 KBF1067587	Praga / TM / Vega	13	0:00,501	0:00,058	0:44,759	13	89,0 km/h
8	129	SCIONTI, Enzo Riccardo	USA	Ward Racing	SWE	D 1845 SK 19 JR-C 102	Tony Kart / Vortex / Vega	12	0:00,511	0:00,010	0:44,769	10	89,0 km/h
9	109	PROBST, Kaden	NZL	Darren Probst	NZL	NZL 148 148E	Tony Kart / Vortex / Vega	13	0:00,517	0:00,006	0:44,775	10	89,0 km/h
10	124	JAKOBSEN, Mathias Bjerre	DNK	TK Racing	DNK	74056 52208	FA Kart / TM / Vega	13	0:00,530	0:00,013	0:44,788	10	89,0 km/h
11	132	LEISTRA, Luca	BEL	RS Schumacher Racing Team	DEU	909365 KBF1067587	IPK Praga / TM / Vega	12	0:00,533	0:00,003	0:44,791	9	89,0 km/h
12	113	ANDRONACO, Vincent	DEU	Team Hemkemeyer	DEU	IKCJ1160869 KBF1079090	Intrepid / IAME / Vega	13	0:00,540	0:00,007	0:44,798	13	89,0 km/h
13	107	NAUDÉ, Toni Kayla	CHE	Innovate Competition	CHE	500287 500033	Exprit / IAME / Vega	12	0:00,654	0:00,114	0:44,912	12	88,7 km/h
14	174	DUCCOFFRE, Paul	DEU	CRG Keijzer racing	NLD	IKCJ1183496 28613	CRG / IAME / Vega	13	0:00,671	0:00,017	0:44,929	13	88,7 km/h
15	116	KRISTIANSEN, Marius	DNK	HK Motorsport	DNK	66433 81330	Kart Republic / IAME / Vega	13	0:00,767	0:00,096	0:45,025	11	88,5 km/h
16	112	GRÖNDAHL, Torben	DEU	Team Hemkemeyer	DEU	IKCJ1174061 KBF1079090	Intrepid / IAME / Vega	11	0:00,853	0:00,086	0:45,111	8	88,3 km/h
17	117	OLSEN, Elias	DNK	HK Motorsport	DNK	67563 81330	Kart Republic / IAME / Vega	7	0:00,884	0:00,031	0:45,142	6	88,3 km/h
18	136	PEDERSEN, Oscar	SWE	Bamberger Karttracing	DEU	200603168956 KBF1197896	Luxor / LKE / Vega	13	0:00,888	0:00,004	0:45,146	11	88,3 km/h
19	128	JAROMIN, David	DEU	SRP Racing Team	DEU	IKCJ1176826 KBF1156791	Maranello / TM / Vega	13	0:00,916	0:00,028	0:45,174	11	88,2 km/h
20	167	NEHMER, Gino	DEU	Millennium Racing Team	DEU	IKCJ1185625 KBF1095578	Tony Kart / Vortex / Vega	13	0:01,001	0:00,085	0:45,259	13	88,1 km/h
21	118	TERKILDESEN, Magnus	DNK	HK Motorsport	DNK	58099 81330	Kart Republic / IAME / Vega	11	0:01,069	0:00,068	0:45,327	10	87,9 km/h
22	119	TANGGAARD, Emil	DNK	HK Motorsport	DNK	66542 81330	Kart Republic / TM / Vega	6	0:01,093	0:00,024	0:45,351	6	87,9 km/h
23	106	BERGMEISTER, Jakob	DEU	Millennium Racing Team	DEU	IKCJ1156048 KBF1095578	Tony Kart / Vortex / Vega	9	0:01,122	0:00,029	0:45,380	8	87,8 km/h
24	144	KARLSSON, William	SWE	Nika International	SWE	200510185879 222	Exprit / Vortex / Vega	12	0:01,139	0:00,017	0:45,397	11	87,8 km/h
25	114	MAGNUSSEN, Mickey	DNK	RS Competition	DNK	57430 36053	Tony Kart / Vortex / Vega	11	0:01,219	0:00,080	0:45,477	10	87,6 km/h
26	111	REHM, Maxim	DEU	Rehm Racing	DEU	IKCJ1166371 KBF1044805	CRG / TM / Vega	11	0:01,295	0:00,076	0:45,553	7	87,5 km/h
27	155	INDERFURTH, Luca	DEU	RL-Competition.com	DEU	IKJ1174117 KBF1132168	CRG / TM / Vega	13	0:01,345	0:00,050	0:45,603	13	87,4 km/h
28	189	TOHUM, Arthur	DEU	Servet Tohum	DEU	IKCJ1160352 1201621	Tony Kart / TM / Vega	10	0:01,346	0:00,001	0:45,604	9	87,4 km/h
29	115	RIED, Lenny	DEU	Solgat Motorsport	DEU	IKCJ1173160 KBF1079882	Birel Art / TM / Vega	5	0:01,370	0:00,024	0:45,628	4	87,3 km/h
30	142	MUSTAFA, Dalvin	DEU	Gazmend Mustafa	DEU	IKCJ1173436 BEK1199671	Tony Kart / IAME / Vega	10	0:01,398	0:00,028	0:45,656	10	87,3 km/h
31	152	SCHEEF, Emil	DNK	Speedsupply	DNK	66544 61513	Hoase / IAME / Vega	13	0:01,557	0:00,159	0:45,815	13	87,0 km/h
32	141	RIEBERER, Paul	AUT	Hold Maranello Racing Team	AUT	JK2062 BK 003	Maranello / TM / Vega	7	0:01,625	0:00,068	0:45,883	7	86,9 km/h
33	138	QUONDAMCARLO, Manuel	ITA	DR SRL	ITA	370486 296449	DR / Modena / Vega	13	0:01,702	0:00,077	0:45,960	8	86,7 km/h
34	120	FELBERMAYR, Horst Felix	AUT	Solgat Motorsport	DEU	JK2178 KBF1079882	Ricciardo / TM / Vega	11	0:01,816	0:00,114	0:46,074	9	86,5 km/h

Rennleitung: Volker Ehekircher Racedirektor: Horst Seidel

Sportkommissare: Yasin Özer / Tobias Amann / Peter Brings / Florian Koziol

Techn. Kommissare: Hans-Jürgen Dangers / M. Grasshoff / C. Schmidt / J. Lawinger / D. Pietzko / H.-W. Schäfer / K.L. Ruszczynski / A. Sengpiel

Zeitmahme: KART-DATA timing service Franz Schieszler / Manuela Hintner






**DEUTSCHE KART-MEISTERSCHAFT**

**Round 3: 12 - 14 / 07 / 2019**

**ERFTLANDRING KERPEN**

**DMSB**



DMSB-RegNr.:168/19

### Warm Up DJKM (OK-Junior)

Fahrername Driver	De Haan Robert	Gregor Daniel	Zilisch Connor	Inthraphuvasak Tasanapol	Révész Levente	Ho Christian	Rauer Fabio	Scionti Enzo Riccardo	Probst Kaden	Jakobsen Mathias Bjerre	Leistra Luca	Andronaco Vincent
schnellste Runde in Runde	0:44,258 Rn. 8	0:44,430 Rn. 14	0:44,470 Rn. 13	0:44,638 Rn. 12	0:44,676 Rn. 8	0:44,701 Rn. 11	0:44,759 Rn. 13	0:44,769 Rn. 10	0:44,775 Rn. 10	0:44,788 Rn. 10	0:44,791 Rn. 9	0:44,798 Rn. 13
Speed	90,0 km/h	89,7 km/h	89,6 km/h	89,3 km/h	89,2 km/h	89,2 km/h	89,0 km/h	89,0 km/h	89,0 km/h	89,0 km/h	89,0 km/h	89,0 km/h
Lap 1	0:58,666	0:49,136	0:50,449	0:51,605	0:54,207	0:50,669	0:51,753	0:49,459	0:51,459	0:51,715	0:50,969	0:55,329
Lap 2	1:00,748	0:47,164	0:47,385	0:49,491	0:47,309	0:46,933	0:47,623	0:46,460	0:48,071	0:49,032	0:48,651	0:47,564
Lap 3	1:00,112	0:46,021	0:46,347	0:46,322	0:47,092	0:45,622	0:46,119	0:46,806	0:46,704	0:47,162	0:46,413	0:46,167
Lap 4	0:45,159	0:45,679	0:46,587	0:46,204	0:45,721	0:46,034	0:45,478	0:45,645	0:45,989	0:46,004	1:24,411	0:46,300
Lap 5	0:44,481	0:45,232	0:46,774	0:46,558	0:46,618	0:46,544	0:46,281	0:47,482	0:46,310	0:46,537	0:47,323	0:45,445
Lap 6	0:44,526	0:45,088	0:45,404	0:49,421	0:45,085	0:46,190	0:45,177	0:45,499	0:45,796	0:46,284	0:45,319	0:46,083
Lap 7	0:55,938	0:45,654	0:45,199	0:45,914	0:45,389	0:45,384	0:45,591	0:45,306	0:45,210	0:45,250	0:45,238	0:45,305
Lap 8	0:44,258	0:45,280	0:45,180	0:45,487	0:44,676	0:44,930	0:45,129	0:45,060	0:45,420	0:45,328	0:45,334	0:45,343
Lap 9	0:44,433	0:44,786	0:44,764	0:45,032	0:44,976	0:44,997	0:44,802	0:44,795	0:45,276	0:44,983	0:44,791	0:44,892
Lap 10	0:44,367	0:44,778	0:48,226	0:45,064	0:44,800	0:44,933	0:45,499	0:44,769	0:44,775	0:44,788	0:45,011	0:44,927
Lap 11		0:44,766	0:44,843	0:45,123	0:44,721	0:44,701	0:46,519	0:45,239	0:45,037	0:45,078	0:44,891	0:45,711
Lap 12		0:44,700	0:44,668	0:44,638	0:45,134	0:45,457	0:45,429	0:44,865	0:45,482	0:44,853	0:45,037	0:46,109
Lap 13		0:44,632	0:44,470				0:44,759		0:45,202			0:44,798
Lap 14		0:44,430										






**DEUTSCHE KART-MEISTERSCHAFT**

**Round 3: 12 - 14 / 07 / 2019**

**ERFTLANDRING KERPEN**



**DMSB**

DMSB-RegNr.:168/19

### Warm Up DJKM (OK-Junior)

Fahrername Driver	Naudé Toni Kayla	Ducoffre Paul	Kristiansen Marius	Gröndahl Torben	Olsen Elias	Pedersen Oscar	Jaromin David	Nehmer Gino	Terkilidsen Magnus	Tanggaard Emil	Bergmeister Jakob	Karlsson William
schnellste Runde in Runde	0:44,912 Rn. 12	0:44,929 Rn. 13	0:45,025 Rn. 11	0:45,111 Rn. 8	0:45,142 Rn. 6	0:45,146 Rn. 11	0:45,174 Rn. 11	0:45,259 Rn. 13	0:45,327 Rn. 10	0:45,351 Rn. 6	0:45,380 Rn. 8	0:45,397 Rn. 11
Speed	88,7 km/h	88,7 km/h	88,5 km/h	88,3 km/h	88,3 km/h	88,3 km/h	88,2 km/h	88,1 km/h	87,9 km/h	87,9 km/h	87,8 km/h	87,8 km/h
Lap 1	0:55,171	0:51,705	0:52,458	0:50,524	0:50,526	0:51,785	0:51,032	0:51,097	0:53,885	0:50,531	0:51,642	0:50,116
Lap 2	0:47,841	0:47,083	0:51,875	0:47,698	0:49,786	0:48,816	0:49,543	0:47,040	0:47,450	0:48,152	0:47,635	0:46,757
Lap 3	0:46,242	0:46,024	0:47,186	0:46,961	0:46,512	0:46,870	0:47,194	0:47,184	0:46,286	0:48,347	0:46,695	0:46,248
Lap 4	0:48,733	0:49,030	0:47,268	0:45,872	0:45,221	0:47,194	0:46,466	0:46,160	0:47,048	0:48,052	0:45,454	0:45,921
Lap 5	0:46,386	0:46,655	0:45,984	0:46,848	0:45,255	0:46,891	0:46,137	0:46,496	0:46,205	0:45,563	0:45,832	0:45,809
Lap 6	0:48,210	0:45,850	0:47,697	0:45,887	0:45,142	0:46,356	0:45,840	0:46,507	0:46,517	0:45,351	0:45,539	0:45,998
Lap 7	0:46,315	0:45,275	0:46,045	0:45,298	0:46,188	0:45,511	0:45,899	0:45,945	0:45,618	0:45,781	0:45,781	0:45,589
Lap 8	0:45,486	0:45,390	0:45,753	0:45,111	0:45,211	0:45,211	0:45,409	0:45,553	0:45,555	0:45,380	0:45,380	0:45,796
Lap 9	0:48,504	0:45,199	0:45,318	0:45,504	0:45,634	0:45,634	0:45,256	0:46,259	0:45,767	0:45,521	0:45,521	0:45,579
Lap 10	0:45,149	0:46,025	0:45,437	0:45,223	0:45,498	0:45,498	0:45,175	0:46,307	0:45,327	0:45,351	0:45,351	0:45,619
Lap 11	0:45,451	0:44,948	0:45,025	0:45,818	0:45,146	0:45,146	0:45,174	0:45,479	0:45,351	0:45,351	0:45,351	0:45,397
Lap 12	0:44,912	0:44,937	0:45,145	0:45,818	0:46,033	0:46,033	0:45,646	0:45,421	0:45,351	0:45,351	0:45,351	0:45,397
Lap 13	0:44,929	0:44,929	0:45,088	0:45,818	0:45,839	0:45,839	0:45,401	0:45,259	0:45,351	0:45,351	0:45,351	0:45,410
Lap 14												






**DEUTSCHE KART-MEISTERSCHAFT**

**Round 3: 12 - 14 / 07 / 2019**

**ERFTLANDRING KERPEN**


**DMSB**



DMSB-RegNr.:168/19

### Warm Up DJKM (OK-Junior)





Fahrername Driver	Magnussen Mickey	Rehm Maxim	Inderfurth Luca	Tohum Arthur	Ried Lenny	Mustafa Dalvin	Scheef Emil	Rieberer Paul	Quondamcarlo Manuel	Felbermayr Horst Felix
schnellste Runde in Runde	0:45,477 Rn. 10	0:45,553 Rn. 7	0:45,603 Rn. 13	0:45,604 Rn. 9	0:45,628 Rn. 4	0:45,656 Rn. 10	0:45,815 Rn. 13	0:45,883 Rn. 7	0:45,960 Rn. 8	0:46,074 Rn. 9
Speed	87,6 km/h	87,5 km/h	87,4 km/h	87,4 km/h	87,3 km/h	87,3 km/h	87,0 km/h	86,9 km/h	86,7 km/h	86,5 km/h
Lap 1	0:52,945	0:55,912	0:53,308	0:54,469	0:51,343	0:52,190	0:50,103	0:52,706	0:52,342	0:53,450
Lap 2	0:47,293	0:52,027	0:48,642	0:49,170	0:47,201	0:47,548	0:48,002	0:54,588	0:49,037	0:48,818
Lap 3	0:46,521	0:49,332	0:48,358	0:49,967	0:46,463	0:46,710	0:47,063	0:47,404	0:48,275	0:49,132
Lap 4	0:46,111	0:50,740	0:47,665	0:47,557	0:45,628	0:46,481	0:47,127	0:47,506	0:47,159	0:48,551
Lap 5	0:47,525	0:47,921	0:47,156	0:47,109	0:45,971	0:46,738	0:46,624	0:47,353	0:47,457	0:46,717
Lap 6	0:46,207	0:45,969	0:46,561	2:17,977		0:46,282	0:49,060	0:47,302	0:49,469	0:46,862
Lap 7	0:45,772	0:45,553	0:46,036	0:47,471		1:48,700	0:46,988	0:46,492	0:46,920	0:46,492
Lap 8	1:05,803	0:45,595	0:45,987	0:45,966		0:50,093	0:47,641	0:45,883	0:45,960	0:46,324
Lap 9	0:47,413	0:45,758	0:46,171	0:45,604		0:45,809	0:46,319		0:46,940	0:46,074
Lap 10	0:45,477	0:46,065	0:45,907	0:45,614		0:45,656	0:46,031		0:48,106	0:46,403
Lap 11	0:45,904	1:16,796	0:45,772				0:46,235		0:46,344	0:46,393
Lap 12			0:46,276				0:46,050		0:46,062	
Lap 13			0:45,603				0:45,815			
Lap 14										



DMSB-RegNr:168/19

### Warm Up DJKM (OK-Junior)



Ziel		Sektion 1		Sektion 2		Sektion 3	
Fahrername	Zeit	Fahrername	Zeit	Fahrername	Zeit	Fahrername	Zeit
1 146 De Haan,Robert	0:44,258	146 De Haan,Robert	0:13,202	146 De Haan,Robert	0:19,444	146 De Haan,Robert	0:11,476
2 175 Gregor,Daniel	0:44,430	175 Gregor,Daniel	0:13,224	170 Zlisch,Connor	0:19,519	175 Gregor,Daniel	0:11,517
3 170 Zlisch,Connor	0:44,470	171 Inthraphuvasak,Tasanapc	0:13,232	139 Révész,Levente	0:19,624	108 Rauer,Fabio	0:11,582
4 171 Inthraphuvasak,Tasanapc	0:44,638	170 Zlisch,Connor	0:13,244	171 Inthraphuvasak,Tasanapc	0:19,641	170 Zlisch,Connor	0:11,588
5 139 Révész,Levente	0:44,676	129 Scionti,Enzo Riccardo	0:13,282	124 Jakobsen,Mathias Bjerre	0:19,653	109 Probst,Kaden	0:11,615
6 122 Ho,Christian	0:44,701	139 Révész,Levente	0:13,292	117 Olsen,Elias	0:19,683	113 Andronaco,Vincent	0:11,621
7 108 Rauer,Fabio	0:44,759	174 Ducoffre,Paul	0:13,314	132 Leistra,Luca	0:19,684	132 Leistra,Luca	0:11,629
8 129 Scionti,Enzo Riccardo	0:44,769	124 Jakobsen,Mathias Bjerre	0:13,336	113 Andronaco,Vincent	0:19,685	107 Naudé,Toni Kayla	0:11,649
9 109 Probst,Kaden	0:44,775	132 Leistra,Luca	0:13,341	175 Gregor,Daniel	0:19,689	139 Révész,Levente	0:11,652
10 124 Jakobsen,Mathias Bjerre	0:44,788	109 Probst,Kaden	0:13,371	129 Scionti,Enzo Riccardo	0:19,709	122 Ho,Christian	0:11,658
11 132 Leistra,Luca	0:44,791	116 Kristiansen,Marius	0:13,381	108 Rauer,Fabio	0:19,720	129 Scionti,Enzo Riccardo	0:11,658
12 113 Andronaco,Vincent	0:44,798	111 Rehm,Maxim	0:13,384	107 Naudé,Toni Kayla	0:19,725	124 Jakobsen,Mathias Bjerre	0:11,662
13 107 Naudé,Toni Kayla	0:44,912	136 Pedersen,Oscar	0:13,386	109 Probst,Kaden	0:19,728	171 Inthraphuvasak,Tasanapc	0:11,668
14 174 Ducoffre,Paul	0:44,929	118 Terkildsen,Magnus	0:13,389	106 Bergmeister,Jakob	0:19,734	174 Ducoffre,Paul	0:11,679
15 116 Kristiansen,Marius	0:45,025	113 Andronaco,Vincent	0:13,406	116 Kristiansen,Marius	0:19,738	128 Jaromin,David	0:11,687
16 112 Gründahl,Torben	0:45,111	108 Rauer,Fabio	0:13,413	174 Ducoffre,Paul	0:19,779	106 Bergmeister,Jakob	0:11,688
17 117 Olsen,Elias	0:45,142	107 Naudé,Toni Kayla	0:13,415	112 Gründahl,Torben	0:19,835	136 Pedersen,Oscar	0:11,745
18 136 Pedersen,Oscar	0:45,146	119 Tanggaard,Emil	0:13,433	136 Pedersen,Oscar	0:19,857	167 Nehmer,Gino	0:11,754
19 128 Jaromin,David	0:45,174	167 Nehmer,Gino	0:13,463	128 Jaromin,David	0:19,890	112 Gründahl,Torben	0:11,759
20 167 Nehmer,Gino	0:45,259	128 Jaromin,David	0:13,465	144 Karisson,William	0:19,893	116 Kristiansen,Marius	0:11,763
21 118 Terkildsen,Magnus	0:45,327	112 Gründahl,Torben	0:13,475	114 Magnussen,Mickey	0:19,903	111 Rehm,Maxim	0:11,769
22 119 Tanggaard,Emil	0:45,351	144 Karisson,William	0:13,484	118 Terkildsen,Magnus	0:19,987	117 Olsen,Elias	0:11,774
23 106 Bergmeister,Jakob	0:45,380	155 Inderfurth,Luca	0:13,495	155 Inderfurth,Luca	0:20,008	189 Tohum,Arthur	0:11,796
24 144 Karisson,William	0:45,397	142 Mustafa,Dalvin	0:13,518	115 Ried,Lenny	0:20,013	119 Tanggaard,Emil	0:11,825
25 114 Magnussen,Mickey	0:45,477	117 Olsen,Elias	0:13,525	167 Nehmer,Gino	0:20,042	118 Terkildsen,Magnus	0:11,847
26 111 Rehm,Maxim	0:45,553	114 Magnussen,Mickey	0:13,525	152 Scheef,Emil	0:20,056	144 Karisson,William	0:11,852
27 155 Inderfurth,Luca	0:45,603	138 Quondamcarlo,Manuel	0:13,629	142 Mustafa,Dalvin	0:20,077	115 Ried,Lenny	0:11,852
28 189 Tohum,Arthur	0:45,604	120 Felbermayr,Horst Felix	0:13,633	119 Tanggaard,Emil	0:20,093	120 Felbermayr,Horst Felix	0:11,858
29 115 Ried,Lenny	0:45,628	115 Ried,Lenny	0:13,637	111 Rehm,Maxim	0:20,096	152 Scheef,Emil	0:11,879
30 142 Mustafa,Dalvin	0:45,656	189 Tohum,Arthur	0:13,655	189 Tohum,Arthur	0:20,108	114 Magnussen,Mickey	0:11,898
31 152 Scheef,Emil	0:45,815	106 Bergmeister,Jakob	0:13,676	122 Ho,Christian	0:20,118	155 Inderfurth,Luca	0:11,926
32 141 Rieberer,Paul	0:45,883	141 Rieberer,Paul	0:13,710	138 Quondamcarlo,Manuel	0:20,179	141 Rieberer,Paul	0:11,946
33 138 Quondamcarlo,Manuel	0:45,960	152 Scheef,Emil	0:13,718	141 Rieberer,Paul	0:20,227	142 Mustafa,Dalvin	0:11,950
34 120 Felbermayr,Horst Felix	0:46,074	122 Ho,Christian	0:13,743	120 Felbermayr,Horst Felix	0:20,294	138 Quondamcarlo,Manuel	0:11,996

**DEUTSCHE KART-MEISTERSCHAFT**

**Round 3: 12 - 14 / 07 / 2019**

**ERFTLANDRING KERPEN**

DMSB-RegNr:168/19





**Warm Up DJKM (OK-Junior)**

Die schnellsten Zeiten

Ort	Nr. Fahrername	Zeit	Streckenl.	Ø Speed
Ziel	146 De Haan,Robert	0:44,258	1107 m	90,0 km/h
Sektion 1	146 De Haan,Robert	0:13,202	329 m	89,7 km/h
Sektion 2	146 De Haan,Robert	0:19,444	475 m	87,9 km/h
Sektion 3	146 De Haan,Robert	0:11,476	303 m	95,1 km/h

	Smr.146 De Haan,Robert NLD ENERGY CORSE S.R.L.			Smr.175 Gregor,Daniel DEU Junior TEAM75			Smr.170 Zilisch,Connor USA Ward Racing			Smr.171 Inthraphuvasak,Tasornapol THA KR MOTORSPORT SRL			Smr.139 Révész,Levente HUN KR MOTORSPORT SRL						
	theoretisch mögliche Bestzeit	Sektion 2	Sektion 3	theoretisch mögliche Bestzeit	Sektion 1	Sektion 2	Sektion 3	theoretisch mögliche Bestzeit	Sektion 1	Sektion 2	Sektion 3	theoretisch mögliche Bestzeit	Sektion 1	Sektion 2	Sektion 3				
best	0:44,258	0:13,202	0:11,476	0:44,430	0:13,224	0:19,689	0:11,517	0:44,470	0:13,244	0:19,519	0:11,588	0:44,638	0:13,232	0:19,641	0:11,668	0:44,676	0:13,292	0:19,624	0:11,652
Runde 1	0:58,666	0:21,399	0:13,587	0:49,136	0:15,143	0:21,508	0:12,485	0:50,449	0:15,889	0:22,082	0:12,478	0:51,605	0:16,322	0:22,522	0:12,761	0:54,207	0:19,224	0:22,533	0:12,450
Runde 2	1:00,748	0:18,893	0:13,767	0:47,164	0:14,092	0:20,819	0:12,253	0:47,385	0:14,139	0:20,891	0:12,355	0:49,491	0:15,304	0:21,982	0:12,205	0:47,309	0:14,825	0:20,475	0:12,009
Runde 3	1:00,112	0:20,038	0:11,995	0:46,021	0:13,761	0:20,295	0:11,965	0:46,347	0:13,753	0:20,422	0:12,172	0:46,322	0:13,895	0:20,265	0:12,162	0:47,092	0:13,588	0:21,212	0:12,292
Runde 4	0:45,159	0:13,535	0:20,000	0:45,679	0:13,538	0:20,079	0:12,062	0:46,587	0:13,854	0:19,957	0:12,776	0:46,204	0:13,636	0:20,562	0:12,006	0:45,721	0:13,544	0:20,062	0:12,115
Runde 5	0:44,481	0:13,320	0:11,636	0:45,232	0:13,409	0:20,019	0:11,804	0:46,774	0:14,233	0:20,526	0:12,015	0:46,558	0:13,748	0:20,124	0:12,686	0:46,618	0:14,096	0:20,409	0:12,113
Runde 6	0:44,526	0:13,458	0:11,557	0:45,088	0:13,363	0:19,925	0:11,800	0:45,404	0:13,510	0:20,074	0:11,820	0:49,421	0:13,675	0:21,913	0:13,833	0:45,085	0:13,625	0:19,710	0:11,750
Runde 7	0:55,938	0:13,651	0:30,493	0:45,654	0:13,356	0:20,203	0:12,095	0:45,199	0:13,470	0:19,930	0:11,799	0:45,914	0:13,683	0:20,018	0:11,836	0:45,389	0:13,684	0:19,916	0:11,789
Runde 8	0:44,258	0:13,323	0:19,444	0:45,280	0:13,634	0:19,921	0:11,725	0:45,180	0:13,424	0:19,855	0:11,901	0:45,487	0:13,598	0:19,764	0:11,670	0:44,676	0:13,316	0:19,680	0:11,680
Runde 9	0:44,433	0:13,248	0:11,482	0:44,786	0:13,270	0:19,839	0:11,677	0:44,764	0:13,424	0:19,855	0:11,620	0:45,032	0:13,598	0:19,764	0:11,670	0:44,976	0:13,501	0:19,823	0:11,652
Runde 10	0:44,367	0:13,202	0:19,689	0:44,778	0:13,321	0:19,805	0:11,652	0:48,226	0:16,491	0:19,912	0:11,823	0:45,064	0:13,610	0:19,786	0:11,668	0:44,800	0:13,292	0:19,814	0:11,694
Runde 11				0:44,766	0:13,306	0:19,711	0:11,749	0:44,843	0:13,378	0:19,748	0:11,717	0:45,123	0:13,597	0:19,845	0:11,681	0:44,721	0:13,316	0:19,624	0:11,781
Runde 12				0:44,700	0:13,283	0:19,707	0:11,710	0:44,668	0:13,244	0:19,519	0:11,905	0:44,638	0:13,304	0:19,641	0:11,693	0:45,134	0:13,305	0:20,087	0:11,742
Runde 13				0:44,632	0:13,246	0:19,738	0:11,648	0:44,470	0:13,263	0:19,619	0:11,588								
Runde 14				0:44,430	0:13,224	0:19,689	0:11,517												



**DEUTSCHE KART-MEISTERSCHAFT**

**Round 3: 12 - 14 / 07 / 2019**

**ERFTLANDRING KERPEN**





DMSB-RegNr:168/19

**Warm Up DJKM (OK-Junior)**

Die schnellsten Zeiten

Ort	Nr. Fahrername	Streckenl.	Zeit	Ø Speed
Ziel	146 De Haan,Robert	1107 m	0:44,258	90,0 km/h
Sektion 1	146 De Haan,Robert	329 m	0:13,202	89,7 km/h
Sektion 2	146 De Haan,Robert	475 m	0:19,444	87,9 km/h
Sektion 3	146 De Haan,Robert	303 m	0:11,476	95,1 km/h


	Smr.122 Ho,Christian SGP			Smr.108 Rauer,Fabio DEU			Smr.129 Sciomti,Enzo Riccardo USA			Smr.109 Probst,Kaden NZL			Smr.124 Jakobsen,Mathias Bjerre DNK			
	theoretisch mögliche Bestzeit	Ziel	Sektion 3	theoretisch mögliche Bestzeit	Ziel	Sektion 3	theoretisch mögliche Bestzeit	Ziel	Sektion 3	theoretisch mögliche Bestzeit	Ziel	Sektion 3	theoretisch mögliche Bestzeit	Ziel	Sektion 3	
best	0:44,701	0:13,743	0:20,118	0:44,759	0:13,413	0:19,720	0:44,769	0:13,282	0:19,709	0:11,658	0:44,775	0:13,371	0:19,728	0:44,788	0:13,336	0:19,653
Runde 1	0:50,669	0:16,389	0:21,907	0:51,753	0:16,129	0:22,629	0:49,459	0:15,471	0:21,475	0:12,513	0:51,459	0:16,641	0:22,072	0:51,715	0:16,477	0:22,310
Runde 2	0:46,933	0:14,235	0:20,690	0:47,623	0:14,864	0:20,424	0:46,460	0:13,896	0:20,411	0:12,153	0:48,071	0:14,675	0:21,085	0:49,032	0:15,400	0:21,214
Runde 3	0:45,622	0:13,743	0:20,118	0:46,119	0:13,917	0:20,069	0:46,806	0:13,705	0:20,415	0:12,686	0:46,704	0:14,041	0:20,417	0:47,162	0:14,611	0:20,471
Runde 4	0:46,034			0:45,478	0:13,796	0:19,974	0:45,645	0:13,616	0:20,059	0:11,970	0:45,989	0:13,724	0:20,313	0:46,004	0:13,741	0:20,221
Runde 5	0:46,544			0:46,281	0:13,612	0:20,479	0:47,482	0:14,212	0:20,480	0:12,790	0:46,310	0:13,723	0:20,385	0:46,537	0:13,704	0:20,677
Runde 6	0:46,190			0:45,177	0:13,601	0:19,931	0:45,499	0:13,721	0:20,039	0:11,739	0:45,796	0:13,763	0:20,221	0:46,284	0:13,995	0:20,378
Runde 7	0:45,384			0:45,591	0:13,461	0:19,889	0:45,306	0:13,538	0:20,064	0:11,704	0:45,210	0:13,558	0:19,856	0:45,250	0:13,491	0:19,875
Runde 8	0:44,930			0:45,129	0:13,480	0:19,797	0:45,060	0:13,481	0:19,788	0:11,791	0:45,420	0:13,555	0:19,986	0:45,328	0:13,569	0:19,904
Runde 9	0:44,997			0:44,802	0:13,455	0:19,720	0:44,795	0:13,370	0:19,767	0:11,658	0:45,276	0:13,597	0:20,008	0:44,983	0:13,469	0:19,727
Runde 10	0:44,933			0:45,499	0:13,965	0:19,928	0:44,769	0:13,282	0:19,728	0:11,759	0:44,775	0:13,432	0:19,728	0:44,788	0:13,473	0:19,653
Runde 11	0:44,701			0:46,519	0:14,971	0:19,966	0:45,239	0:13,556	0:19,878	0:11,805	0:45,037	0:13,373	0:19,940	0:45,078	0:13,440	0:19,945
Runde 12	0:45,457			0:45,429	0:13,983	0:19,779	0:44,865	0:13,297	0:19,709	0:11,859	0:45,482	0:13,398	0:19,885	0:44,853	0:13,336	0:19,666
Runde 13				0:44,759	0:13,413	0:19,734	0:44,759	0:13,297	0:19,709	0:11,612	0:45,202	0:13,371	0:19,947	0:44,907	0:13,347	0:19,828
Runde 14																

**DEUTSCHE KART-MEISTERSCHAFT**

**Round 3: 12 - 14 / 07 / 2019**

**ERFTLANDRING KERPEN**







DMSB-RegNr:168/19

**Warm Up DJKM (OK-Junior)**

Die schnellsten Zeiten

Ort	Nr. Fahrername	Zeit	Streckenl.	Ø Speed
Ziel	146 De Haan,Robert	0:44,258	1107 m	90,0 km/h
Sektion 1	146 De Haan,Robert	0:13,202	329 m	89,7 km/h
Sektion 2	146 De Haan,Robert	0:19,444	475 m	87,9 km/h
Sektion 3	146 De Haan,Robert	0:11,476	303 m	95,1 km/h



	Smr.132 Leistra,Luca BEL			Smr.113 Andronaco,Vincent DEU			Smr.107 Nouais,Toni Kayla CHE			Smr.174 Ducoffre,Paul DEU			Smr.116 Kristiansen,Marius DNK							
	RS Schumacher Racing Team	Team Hemkemeyer	Innovate Competition	CRG Keijzer racing	HK Motorsport	theoretisch mögliche Bestzeit	Ziel	Sektion 1	Sektion 2	Sektion 3	theoretisch mögliche Bestzeit	Ziel	Sektion 1	Sektion 2	Sektion 3					
best	0:44,791	0:13,341	0:19,684	0:11,629	0:44,798	0:13,406	0:19,685	0:11,621	0:44,912	0:13,415	0:19,725	0:11,649	0:44,929	0:13,314	0:19,779	0:11,679	0:45,025	0:13,381	0:19,738	0:11,763
Runde 1	0:50,969	0:16,381	0:21,977	0:12,611	0:55,329	0:19,849	0:22,437	0:13,043	0:55,171	0:19,731	0:22,713	0:12,727	0:51,705	0:16,289	0:22,466	0:12,950	0:52,458	0:17,348	0:22,373	0:12,737
Runde 2	0:48,651	0:14,445	0:21,855	0:12,351	0:47,564	0:14,826	0:20,611	0:12,127	0:47,841	0:15,519	0:20,370	0:11,952	0:47,083	0:14,526	0:20,464	0:12,093	0:51,875	0:16,294	0:23,100	0:12,481
Runde 3	0:46,413	0:14,143	0:20,269	0:12,001	0:46,167	0:13,991	0:20,103	0:12,073	0:46,242	0:13,647	0:20,091	0:12,504	0:46,024	0:13,932	0:20,154	0:11,938	0:47,186	0:14,124	0:20,682	0:12,380
Runde 4	1:24,411	0:13,542	0:30,585	0:40,284	0:46,300	0:14,058	0:20,314	0:11,928	0:48,733	0:15,946	0:20,846	0:11,941	0:49,030	0:13,913	0:20,994	0:14,123	0:47,268	0:14,239	0:20,470	0:12,559
Runde 5	0:47,323	0:14,356	0:21,055	0:11,912	0:45,445	0:13,603	0:19,981	0:11,861	0:46,386	0:13,601	0:20,735	0:12,050	0:46,655	0:14,128	0:20,520	0:12,007	0:45,984	0:13,858	0:20,088	0:12,038
Runde 6	0:45,319	0:13,602	0:19,981	0:11,736	0:46,033	0:13,733	0:20,434	0:11,866	0:48,210	0:15,305	0:21,072	0:11,833	0:45,850	0:13,655	0:20,137	0:12,058	0:47,697	0:13,977	0:20,825	0:12,895
Runde 7	0:45,238	0:13,498	0:20,014	0:11,726	0:45,305	0:13,621	0:19,774	0:11,910	0:46,315	0:14,439	0:20,075	0:11,801	0:45,275	0:13,542	0:19,951	0:11,782	0:46,045	0:13,677	0:20,318	0:12,050
Runde 8	0:45,334	0:13,372	0:19,830	0:12,132	0:45,343	0:13,742	0:19,967	0:11,634	0:45,486	0:13,892	0:19,862	0:11,732	0:45,390	0:13,538	0:19,986	0:11,866	0:45,753	0:13,508	0:20,130	0:12,115
Runde 9	0:44,791	0:13,381	0:19,775	0:11,635	0:44,892	0:13,438	0:19,833	0:11,621	0:48,504	0:13,535	0:22,329	0:12,640	0:45,199	0:13,437	0:19,840	0:11,922	0:45,318	0:13,486	0:19,973	0:11,859
Runde 10	0:45,011	0:13,341	0:19,767	0:11,903	0:44,927	0:13,527	0:19,772	0:11,628	0:45,149	0:13,566	0:19,925	0:11,658	0:46,025	0:13,614	0:20,585	0:11,826	0:45,437	0:13,885	0:19,789	0:11,763
Runde 11	0:44,891	0:13,525	0:19,684	0:11,682	0:45,711	0:13,406	0:19,945	0:12,360	0:45,451	0:13,415	0:19,943	0:12,093	0:44,948	0:13,398	0:19,849	0:11,701	0:45,025	0:13,381	0:19,738	0:11,906
Runde 12	0:45,037	0:13,561	0:19,847	0:11,629	0:46,109	0:14,661	0:19,780	0:11,668	0:44,912	0:13,538	0:19,725	0:11,649	0:44,937	0:13,314	0:19,805	0:11,818	0:45,145	0:13,403	0:19,929	0:11,813
Runde 13					0:44,798	0:13,407	0:19,685	0:11,706					0:44,929	0:13,471	0:19,779	0:11,679	0:45,088	0:13,405	0:19,917	0:11,766
Runde 14																				

**DEUTSCHE KART-MEISTERSCHAFT**

**Round 3: 12 - 14 / 07 / 2019**

**ERFTLANDRING KERPEN**





DMSB-RegNr:168/19

**Warm Up DJKM (OK-Junior)**

Die schnellsten Zeiten

Ort	Nr. Fahrername	Zeit	Streckenl.	Ø Speed
Ziel	146 De Haan,Robert	0:44,258	1107 m	90,0 km/h
Sektion 1	146 De Haan,Robert	0:13,202	329 m	89,7 km/h
Sektion 2	146 De Haan,Robert	0:19,444	475 m	87,9 km/h
Sektion 3	146 De Haan,Robert	0:11,476	303 m	95,1 km/h

	Smr.112 Gründahl,Torben DEU Team Hemkemeyer theoretisch mögliche Bestzeit 0:45,069	Smr.117 Olsen,Elias DNK HK Motorsport theoretisch mögliche Bestzeit 0:44,982	Smr.136 Pedersen,Oscar SWE Bamberger Karttracing theoretisch mögliche Bestzeit 0:44,988	Smr.128 Jaromin,David DEU SRP Racing Team theoretisch mögliche Bestzeit 0:45,042	Smr.167 Nehmer,Gino DEU Millennium Racing Team theoretisch mögliche Bestzeit 0:45,259
best	Ziel 0:45,111 Sektion 1 0:13,475 Sektion 2 0:19,835 Sektion 3 0:11,759	Ziel 0:45,142 Sektion 1 0:13,525 Sektion 2 0:19,683 Sektion 3 0:11,774	Ziel 0:45,146 Sektion 1 0:13,386 Sektion 2 0:19,857 Sektion 3 0:11,745	Ziel 0:45,174 Sektion 1 0:13,465 Sektion 2 0:19,890 Sektion 3 0:11,687	Ziel 0:45,259 Sektion 1 0:13,463 Sektion 2 0:20,042 Sektion 3 0:11,754
Runde 1	0:50,524 0:16,078 0:21,706 0:12,740	0:50,526 0:16,191 0:21,643 0:12,692	0:51,785 0:17,124 0:21,981 0:12,680	0:51,032 0:16,566 0:21,953 0:12,513	0:51,097 0:16,188 0:22,147 0:12,762
Runde 2	0:47,698 0:14,849 0:20,706 0:12,143	0:49,786 0:14,657 0:22,177 0:12,952	0:48,816 0:15,116 0:21,043 0:12,657	0:49,543 0:14,530 0:21,931 0:13,082	0:47,040 0:14,241 0:20,656 0:12,143
Runde 3	0:46,961 0:13,984 0:20,735 0:12,242	0:46,512 0:14,462 0:20,160 0:11,890	0:46,870 0:14,241 0:20,446 0:12,183	0:47,194 0:14,054 0:20,913 0:12,227	0:47,184 0:14,021 0:20,861 0:12,302
Runde 4	0:45,872 0:13,743 0:20,157 0:11,972	0:45,221 0:13,536 0:19,911 0:11,774	0:47,194 0:14,388 0:20,788 0:12,018	0:46,466 0:13,809 0:20,594 0:12,063	0:46,160 0:13,837 0:20,170 0:12,153
Runde 5	0:46,848 0:14,111 0:20,586 0:12,151	0:45,255 0:13,582 0:19,699 0:11,974	0:46,891 0:14,186 0:20,649 0:12,056	0:46,137 0:13,769 0:20,389 0:11,979	0:46,496 0:13,800 0:20,270 0:12,426
Runde 6	0:45,887 0:13,777 0:20,221 0:11,889	0:45,142 0:13,575 0:19,683 0:11,884	0:46,356 0:13,890 0:20,562 0:11,904	0:45,840 0:13,584 0:20,318 0:11,938	0:46,507 0:14,193 0:20,340 0:11,974
Runde 7	0:45,298 0:13,528 0:19,906 0:11,864	0:46,188 0:13,882 0:20,509 0:11,797	0:45,511 0:13,735 0:19,902 0:11,874	0:45,899 0:13,755 0:20,290 0:11,854	0:45,945 0:13,850 0:20,057 0:12,038
Runde 8	0:45,111 0:13,510 0:19,835 0:11,766	0:45,142 0:13,575 0:19,683 0:11,884	0:45,211 0:13,524 0:19,942 0:11,745	0:45,409 0:13,465 0:20,105 0:11,839	0:45,553 0:13,554 0:20,085 0:11,914
Runde 9	0:45,504 0:13,525 0:20,046 0:11,933	0:45,142 0:13,575 0:19,683 0:11,884	0:45,634 0:13,536 0:20,049 0:12,049	0:45,256 0:13,598 0:19,971 0:11,687	0:46,259 0:13,531 0:20,413 0:12,315
Runde 10	0:45,223 0:13,475 0:19,989 0:11,759	0:45,142 0:13,575 0:19,683 0:11,884	0:45,498 0:13,594 0:19,985 0:11,919	0:45,175 0:13,517 0:19,918 0:11,740	0:46,307 0:13,934 0:20,329 0:12,044
Runde 11	0:45,818 0:13,542 0:20,346 0:11,930	0:45,146 0:13,386 0:19,857 0:11,903	0:45,146 0:13,386 0:19,857 0:11,903	0:45,174 0:13,551 0:19,890 0:11,733	0:45,479 0:13,491 0:20,061 0:11,869
Runde 12	0:13,505 0:20,347	0:46,033 0:13,415 0:20,300 0:12,318	0:46,033 0:13,415 0:20,300 0:12,318	0:45,646 0:13,657 0:20,136 0:11,853	0:45,421 0:13,491 0:20,061 0:11,869
Runde 13		0:45,839 0:13,783 0:20,202 0:11,854	0:45,839 0:13,783 0:20,202 0:11,854	0:45,401 0:13,598 0:20,025 0:11,778	0:45,259 0:13,463 0:20,042 0:11,754
Runde 14					

**DEUTSCHE KART-MEISTERSCHAFT**

**Round 3: 12 - 14 / 07 / 2019**

**ERFTLANDRING KERPEN**





DMSB-RegNr:168/19

**Warm Up DJKM (OK-Junior)**

Die schnellsten Zeiten

Ort	Nr. Fahrername	Zeit	Streckenl.	Ø Speed
Ziel	146 De Haan,Robert	0:44,258	1107 m	90,0 km/h
Sektion 1	146 De Haan,Robert	0:13,202	329 m	89,7 km/h
Sektion 2	146 De Haan,Robert	0:19,444	475 m	87,9 km/h
Sektion 3	146 De Haan,Robert	0:11,476	303 m	95,1 km/h

	Snr.118 Terkildsen,Magnus DNK HK Motorsport			Snr.119 Tanggaard,Emil DNK HK Motorsport			Snr.106 Bergmeister,Jakob DEU Millennium Racing Team			Snr.144 Karlsson,William SWE Nika International			Snr.114 Magnussen,Mickey DNK RS Competition								
	theoretisch mögliche Bestzeit	Sektion 2	Sektion 3	theoretisch mögliche Bestzeit	Sektion 2	Sektion 3	theoretisch mögliche Bestzeit	Sektion 2	Sektion 3	theoretisch mögliche Bestzeit	Sektion 2	Sektion 3	theoretisch mögliche Bestzeit	Sektion 2	Sektion 3						
best	0:45,327	0:13,389	0:11,847	0:45,351	0:13,433	0:20,093	0:45,351	0:11,825	0:45,380	0:13,676	0:19,734	0:11,688	0:45,397	0:13,484	0:19,893	0:11,852	0:45,477	0:13,525	0:19,903	0:11,898	
Runde 1	0:53,885	0:18,108	0:22,551	0:50,531	0:16,164	0:21,558	0:48,152	0:12,809	0:51,642	0:17,037	0:22,006	0:12,599	0:46,757	0:15,867	0:21,564	0:12,685	0:52,945	0:17,432	0:22,456	0:13,057	
Runde 2	0:47,450	0:14,339	0:20,754	0:48,152	0:15,447	0:20,642	0:46,635	0:12,063	0:47,635	0:14,361	0:20,966	0:12,308	0:46,757	0:13,945	0:20,528	0:12,284	0:47,293	0:14,405	0:20,709	0:12,179	
Runde 3	0:46,286	0:13,894	0:20,288	0:48,347	0:13,881	0:20,571	0:46,695	0:13,895	0:46,695	0:14,130	0:20,504	0:12,061	0:46,248	0:13,876	0:20,331	0:12,041	0:46,521	0:13,855	0:20,443	0:12,223	
Runde 4	0:47,048	0:14,443	0:20,259	0:48,052	0:13,926	0:22,045	0:45,454	0:12,081	0:45,454	0:13,752	0:19,914	0:11,788	0:45,921	0:13,753	0:20,223	0:11,945	0:46,111	0:13,813	0:20,270	0:12,028	
Runde 5	0:46,205	0:13,806	0:20,493	0:45,563	0:13,571	0:20,114	0:45,832	0:11,878	0:45,832	0:14,044	0:20,052	0:11,736	0:45,809	0:13,638	0:20,201	0:11,970	0:47,525	0:13,838	0:21,241	0:12,446	
Runde 6	0:46,517	0:13,793	0:20,548	0:45,351	0:13,433	0:20,093	0:45,539	0:11,825	0:45,539	0:13,884	0:19,967	0:11,688	0:45,998	0:13,825	0:20,170	0:12,003	0:46,207	0:13,708	0:20,601	0:11,898	
Runde 7	0:45,618	0:13,564	0:20,059		0:13,506	0:20,160	0:45,781		0:45,781	0:14,219	0:19,734	0:11,828	0:45,589	0:13,665	0:20,055	0:11,869	0:45,772	0:13,710	0:20,078	0:11,984	
Runde 8	0:45,555	0:13,516	0:20,109				0:45,380		0:45,380	0:13,676	0:19,958	0:11,746	0:45,796	0:13,573	0:20,271	0:11,952	1:05,803	0:13,749	0:19,983	0:32,071	
Runde 9	0:45,767	0:13,549	0:20,360				0:45,521		0:45,521	0:13,734	0:19,920	0:11,867	0:45,579	0:13,677	0:19,893	0:12,009	0:47,413	0:14,867	0:20,565	0:11,981	
Runde 10	0:45,327	0:13,493	0:19,987							0:14,324			0:45,619	0:13,622	0:20,069	0:11,928	0:45,477	0:13,563	0:19,944	0:11,970	
Runde 11	0:45,351	0:13,389	0:20,019										0:45,397	0:13,484	0:19,908	0:12,005	0:45,904	0:13,525	0:19,903	0:12,476	
Runde 12		0:13,403	0:21,705										0:45,410	0:13,584	0:19,974	0:11,852					
Runde 13																					

**DEUTSCHE KART-MEISTERSCHAFT**

**Round 3: 12 - 14 / 07 / 2019**

**ERFTLANDRING KERPEN**

**DMSB**






DMSB-RegNr:168/19

**Warm Up DJKM (OK-Junior)**

Die schnellsten Zeiten

Ort	Nr. Fahrername	Zeit	Streckenl.	Ø Speed
Ziel	146 De Haan,Robert	0:44,258	1107 m	90,0 km/h
Sektion 1	146 De Haan,Robert	0:13,202	329 m	89,7 km/h
Sektion 2	146 De Haan,Robert	0:19,444	475 m	87,9 km/h
Sektion 3	146 De Haan,Robert	0:11,476	303 m	95,1 km/h

	Smr.111 Rehm,Maxim DEU Rehm Racing			Smr.155 Inderfurth,Luca DEU RL-Competition.com			Smr.189 Tohum,Arthur DEU Servet Tohum			Smr.115 Ried,Lenny DEU Solgat Motorsport			Smr.142 Mustafa,Dalvin DEU Gazmend Mustafa					
	theoretisch mögliche Bestzeit	Ziel	best	theoretisch mögliche Bestzeit	Ziel	best	theoretisch mögliche Bestzeit	Ziel	best	theoretisch mögliche Bestzeit	Ziel	best	theoretisch mögliche Bestzeit	Ziel	best			
Runde 1	0:45,553	0:13,384	0:20,096	0:13,495	0:20,008	0:11,926	0:45,603	0:13,495	0:20,008	0:11,926	0:45,603	0:13,495	0:20,008	0:11,926	0:45,603	0:13,495	0:20,008	0:11,926
Runde 2	0:55,912	0:17,639	0:24,673	0:17,552	0:22,922	0:12,834	0:53,308	0:17,552	0:22,922	0:12,834	0:53,308	0:17,552	0:22,922	0:12,834	0:53,308	0:17,552	0:22,922	0:12,834
Runde 3	0:52,027	0:16,462	0:22,729	0:14,871	0:21,160	0:12,611	0:48,642	0:14,871	0:21,160	0:12,611	0:48,642	0:14,871	0:21,160	0:12,611	0:48,642	0:14,871	0:21,160	0:12,611
Runde 4	0:49,332	0:14,758	0:21,425	0:15,014	0:20,939	0:12,405	0:48,358	0:15,014	0:20,939	0:12,405	0:48,358	0:15,014	0:20,939	0:12,405	0:48,358	0:15,014	0:20,939	0:12,405
Runde 5	0:50,740	0:15,228	0:21,602	0:14,481	0:20,773	0:12,411	0:47,665	0:14,481	0:20,773	0:12,411	0:47,665	0:14,481	0:20,773	0:12,411	0:47,665	0:14,481	0:20,773	0:12,411
Runde 6	0:47,921	0:15,080	0:20,620	0:13,923	0:21,051	0:12,182	0:47,156	0:13,923	0:21,051	0:12,182	0:47,156	0:13,923	0:21,051	0:12,182	0:47,156	0:13,923	0:21,051	0:12,182
Runde 7	0:45,969	0:13,762	0:20,281	0:13,970	0:20,558	0:12,033	0:46,561	0:13,970	0:20,558	0:12,033	0:46,561	0:13,970	0:20,558	0:12,033	0:46,561	0:13,970	0:20,558	0:12,033
Runde 8	0:45,553	0:13,651	0:20,133	0:13,888	0:20,255	0:11,943	0:46,086	0:13,888	0:20,255	0:11,943	0:46,086	0:13,888	0:20,255	0:11,943	0:46,086	0:13,888	0:20,255	0:11,943
Runde 9	0:45,595	0:13,690	0:20,129	0:13,691	0:20,206	0:12,090	0:45,987	0:13,691	0:20,206	0:12,090	0:45,987	0:13,691	0:20,206	0:12,090	0:45,987	0:13,691	0:20,206	0:12,090
Runde 10	0:45,758	0:13,635	0:20,096	0:13,694	0:20,281	0:12,196	0:46,171	0:13,694	0:20,281	0:12,196	0:46,171	0:13,694	0:20,281	0:12,196	0:46,171	0:13,694	0:20,281	0:12,196
Runde 11	0:46,065	0:13,669	0:20,528	0:13,776	0:20,059	0:12,072	0:45,907	0:13,776	0:20,059	0:12,072	0:45,907	0:13,776	0:20,059	0:12,072	0:45,907	0:13,776	0:20,059	0:12,072
Runde 12	1:16,796	0:13,384	0:20,118	0:13,803	0:20,008	0:11,961	0:45,772	0:13,803	0:20,008	0:11,961	0:45,772	0:13,803	0:20,008	0:11,961	0:45,772	0:13,803	0:20,008	0:11,961
Runde 13	0:14,303	0:20,316		0:13,771	0:20,539	0:11,966	0:46,276	0:13,771	0:20,539	0:11,966	0:46,276	0:13,771	0:20,539	0:11,966	0:46,276	0:13,771	0:20,539	0:11,966
Runde 14				0:13,495	0:20,182	0:11,926	0:45,603	0:13,495	0:20,182	0:11,926	0:45,603	0:13,495	0:20,182	0:11,926	0:45,603	0:13,495	0:20,182	0:11,926

**Round 3: 12 - 14 / 07 / 2019**

**ERFTLANDRING KERPEN**

**DEUTSCHE KART-MEISTERSCHAFT**

DMSB-RegNr:168/19

**Warm Up DJKM (OK-Junior)**

Die schnellsten Zeiten

Ort	Nr. Fahrername	Zeit	Streckenl.	Ø Speed
Ziel	146 De Haan,Robert	0:44,258	1107 m	90,0 km/h
Sektion 1	146 De Haan,Robert	0:13,202	329 m	89,7 km/h
Sektion 2	146 De Haan,Robert	0:19,444	475 m	87,9 km/h
Sektion 3	146 De Haan,Robert	0:11,476	303 m	95,1 km/h

	Snr.152 Scheef,Emil DNK Speedsupply			Snr.141 Rieberer,Paul AUT Hold Maranello Racing Team			Snr.138 Quondamcarlo,Manuel ITA DR SRL			Snr.120 Felbermayr,Horst Felix AUT Solgat Motorsport						
	theoretisch mögliche Bestzeit	Ziel	Bestzeit	theoretisch mögliche Bestzeit	Ziel	Bestzeit	theoretisch mögliche Bestzeit	Ziel	Bestzeit	theoretisch mögliche Bestzeit	Ziel	Bestzeit				
best	0:45,815	0:13,718	0:20,056	0:11,879	0:45,883	0:13,710	0:20,227	0:11,946	0:45,960	0:13,629	0:20,179	0:11,996	0:46,074	0:13,633	0:20,294	0:11,858
Runde 1	0:50,103	0:15,462	0:21,766	0:12,875	0:52,706	0:17,123	0:22,612	0:12,971	0:52,342	0:16,688	0:22,604	0:13,050	0:53,450	0:17,182	0:22,824	0:13,444
Runde 2	0:48,002	0:14,325	0:21,146	0:12,531	0:54,588	0:18,937	0:22,866	0:12,785	0:49,037	0:15,241	0:21,261	0:12,535	0:48,818	0:14,925	0:21,416	0:12,477
Runde 3	0:47,063	0:14,254	0:20,596	0:12,213	0:47,404	0:14,320	0:20,801	0:12,283	0:48,275	0:14,227	0:21,537	0:12,511	0:49,132	0:14,342	0:22,010	0:12,780
Runde 4	0:47,127	0:14,210	0:20,455	0:12,462	0:47,506	0:13,878	0:21,292	0:12,336	0:47,159	0:13,977	0:20,836	0:12,346	0:48,551	0:15,069	0:21,234	0:12,248
Runde 5	0:46,624	0:13,916	0:20,590	0:12,118	0:47,353	0:13,913	0:20,882	0:12,558	0:47,457	0:13,820	0:20,302	0:13,335	0:46,717	0:13,963	0:20,552	0:12,202
Runde 6	0:49,060	0:16,480	0:20,479	0:12,101	0:47,302	0:14,263	0:20,860	0:12,179	0:49,469	0:14,779	0:21,936	0:12,754	0:46,862	0:14,375	0:20,456	0:12,031
Runde 7	0:46,988	0:14,580	0:20,169	0:12,239	0:45,883	0:13,710	0:20,227	0:11,946	0:46,920	0:14,342	0:20,452	0:12,126	0:46,492			0:11,918
Runde 8	0:47,641	0:15,291	0:20,416	0:11,934					0:45,960	0:13,758	0:20,203	0:11,999	0:46,324	0:13,914	0:20,400	0:12,010
Runde 9	0:46,319	0:13,782	0:20,593	0:11,944					0:46,940	0:13,629	0:20,235	0:13,076	0:46,074	0:13,867	0:20,349	0:11,858
Runde 10	0:46,031	0:14,087	0:20,065	0:11,879					0:48,106	0:14,703	0:21,138	0:12,265	0:46,403	0:14,014	0:20,347	0:12,042
Runde 11	0:46,235	0:13,718	0:20,550	0:11,967					0:46,344	0:13,790	0:20,442	0:12,112	0:46,393			0:12,437
Runde 12	0:46,050	0:13,995	0:20,056	0:11,999					0:46,062	0:13,764	0:20,229	0:12,069				
Runde 13	0:45,815	0:13,725	0:20,056	0:12,034					0:46,549	0:14,374	0:20,179	0:11,996				
Runde 14																

### Ranking Qualifying Heats DJKM (OK-Junior)

Strecke / track: 1107m

fastest Race Lap from Robert De Haan in Heat 2 / Lap 6 in 0:44,735

Pos	Str. Nr.	Fahrer / Driver	Nation	Bewerber / Sponsor	Nation	Lizenz B-Lizenz	Chassis / Motor / Reifen	Punkte	Quali POS	Lauf Heat	Pos	Punkte	Rn. Lp	Zeit	schleunigste Kunde	in Kunde
1	146	DE HAAN, Robert	NLD	ENERGY CORSE S.R.L.	ITA	40204 295423	Energy / TM / Vega	2	4	2 1	0 9	9	6:49,065	0:44,735	6	
										3 2	2 9	9	8:50,986	0:57,738	9	
2	106	BERGMEISTER, Jakob	DEU	Millennium Racing Team	DEU	IKCJ1156048 KBF1095578	Tony Kart / Vortex / Vega	3	2	1 1	0 9	9	8:54,088	0:58,613	8	
										3 3	3 9	9	8:53,950	0:58,640	8	
3	122	HO, Christian	SGP	Ricky Flynn Motorsport	GBR	026/IKT 162392	FA Victory R / Vortex / Vega	4	17	1 4	4 9	9	8:57,389	0:58,232	8	
										3 1	0 9	9	8:48,757	0:57,803	7	
4	119	TANGGAARD, Emil	DNK	HK Motorsport	DNK	66542 81330	Kart Republic / TM / Vega	7	10	2 3	3 9	9	6:53,976	0:45,034	8	
										3 4	4 9	9	8:55,292	0:58,263	8	
5	171	INTHRAPHUVASAK, Tasanapol	THA	KR MOTORSPORT SRL	ITA	IK-C-008 436754	KR / Iame / Vega	12	8	1 6	6 9	9	9:00,880	0:59,154	8	
										3 6	6 9	9	8:58,325	0:58,545	3	
6	107	NAUDÉ, Toni Kayla	CHE	Innovate Competition	CHE	500287 500033	Exprit / IAME / Vega	12	9	1 2	2 9	9	8:55,158	0:58,670	9	
										2 10	10 9	9	7:01,435	0:44,814	7	
7	175	GREGOR, Daniel	DEU	Junior TEAM75	DEU	IKCJ1168157 KBF1154079	Kart Republic / IAME / Vega	13	6	1 9	9 9	9	9:04,655	0:58,262	9	
										2 4	4 9	9	6:54,124	0:44,843	8	
8	108	RAUER, Fabio	DEU	RS Schumacher Racing Team	DEU	IKCJ1164921 KBF1067587	Praga / TM / Vega	13	23	1 8	8 9	9	9:03,183	0:58,970	9	
										3 5	5 9	9	8:57,205	0:58,429	6	
9	109	PROBST, Kaden	NZL	Darren Probst	NZL	NZL 148 148E	Tony Kart / Vortex / Vega	14	13	2 6	6 9	9	6:55,221	0:44,856	8	
										3 8	8 9	9	9:05,050	0:59,477	8	
10	128	JAROMIN, David	DEU	SRP Racing Team	DEU	IKCJ1176826 KBF1156791	Maranello / TM / Vega	19	32	1 10	10 9	9	9:04,772	0:58,938	5	
										3 9	9 9	9	9:06,696	0:58,723	7	
11	124	JAKOBSEN, Mathias Bjerre	DNK	TK Racing	DNK	74056 52208	FA Kart / TM / Vega	22	11	1 15	15 9	9	9:11,337	0:58,884	8	
										3 7	7 9	9	8:59,822	0:59,016	8	
12	112	GRÖNDAHL, Torben	DEU	Team Hemkemeyer	DEU	IKCJ1174061 KBF1079090	Intrepid / IAME / Vega	23	22	2 11	11 9	9	7:01,663	0:45,117	7	
										3 12	12 9	9	9:13,740	0:59,606	8	
13	118	TERKILDTSEN, Magnus	DNK	HK Motorsport	DNK	58099 81330	Kart Republic / IAME / Vega	24	29	1 14	14 9	9	9:11,270	0:59,544	9	
										3 10	10 9	9	9:07,531	0:58,613	9	
14	170	ZILISCH, Connor	USA	Ward Racing	SWE	D1880SK19JRC 102	Tony Kart / Vortex / Vega	26	1	2 2	2 9	9	6:51,683	0:44,852	7	
										3 24	24 -	-	0:01,653	-	-	
15	129	SCIONI, Enzo Riccardo	USA	Ward Racing	SWE	D 1845 SK 19 JR-C 102	Tony Kart / Vortex / Vega	26	3	1 3	3 9	9	8:56,239	0:59,040	7	
										2 23	23 9	9	7:30,458	0:44,990	7	
16	132	LEISTRA, Luca	BEL	RS Schumacher Racing Team	DEU	909365 KBF1067587	IPK Praga / TM / Vega	26	5	1 5	5 9	9	8:58,117	0:58,345	9	
										3 21	21 5	5	4:53,846	0:57,716	5	
17	114	MAGNUSSEN, Mickey	DNK	RS Competition	DNK	57430 36053	Tony Kart / Vortex / Vega	28	20	1 17	17 9	9	9:13,054	0:59,914	9	
										3 11	11 9	9	9:09,937	0:59,199	7	
18	113	ANDRONACO, Vincent	DEU	Team Hemkemeyer	DEU	IKCJ1160869 KBF1079090	Intrepid / IAME / Vega	28	24	1 7	7 9	9	9:02,720	0:59,022	9	
										2 21	21 9	9	7:05,280	0:45,139	8	
19	117	OLSEN, Elias	DNK	HK Motorsport	DNK	67563 81330	Kart Republic / IAME / Vega	29	15	1 22	22 9	9	9:32,695	1:02,204	4	
										2 7	7 9	9	6:58,707	0:45,201	8	
20	139	RÉVÉSZ, Levente	HUN	KR MOTORSPORT SRL	ITA	5746 436754	KR / Parilla / Vega	30	7	2 5	5 9	9	6:54,196	0:44,814	9	
										3 25	25 -	-	0:01,896	-	-	
21	189	TOHUM, Arthur	DEU	Servet Tohum	DEU	IKCJ1160352 1201621	Tony Kart / TM / Vega	31	30	1 13	13 9	9	9:10,561	0:59,929	9	
										2 18	18 9	9	7:03,027	0:45,231	8	
22	111	REHM, Maxim	DEU	Rehm Racing	DEU	IKCJ1166371 KBF1044805	CRG / TM / Vega	32	21	1 24	24 7	7	7:19,427	0:59,453	7	
										2 8	8 9	9	6:59,995	0:45,309	6	
23	136	PEDERSEN, Oscar	SWE	Bamberger Karttracing	DEU	200603168956 KBF1197896	Luxor / LKE / Vega	33	27	1 18	18 9	9	9:14,297	0:59,529	7	
										2 15	15 9	9	7:02,167	0:45,237	7	
24	120	FELBERMAYR, Horst Felix	AUT	Solgat Motorsport	DEU	IKZ178 KBF1079882	Ricciardo / TM / Vega	33	36	1 21	21 9	9	9:23,041	0:59,891	7	
										2 12	12 9	9	7:01,868	0:45,226	8	
25	138	QUONDAMCARLO, Manuel	ITA	DR SRL	ITA	370486 296449	DR / Modena / Vega	33	38	1 20	20 9	9	9:20,038	0:59,977	8	
										3 13	13 9	9	9:14,877	0:59,643	7	
26	115	RIED, Lenny	DEU	Solgat Motorsport	DEU	IKCJ1173160 KBF1079882	Birel Art / TM / Vega	34	12	1 25	25 6	6	6:03,497	0:59,716	6	
										2 9	9 9	9	7:00,432	0:44,958	8	
27	144	KARLSSON, William	SWE	Nika International	SWE	200510185879 222	Exprit / Vortex / Vega	34	25	2 19	19 9	9	7:04,839	0:45,399	8	
										3 15	15 9	9	9:16,830	0:59,074	8	
28	155	INDERFURTH, Luca	DEU	RL-Competition.com	DEU	IKJ1174117 KBF1132168	CRG / TM / Vega	34	34	2 20	20 9	9	7:04,923	0:45,442	7	
										3 14	14 9	9	9:15,905	0:59,579	7	
29	167	NEHMER, Gino	DEU	Millennium Racing Team	DEU	IKCJ1185625 KBF1095578	Tony Kart / Vortex / Vega	35	28	2 13	13 9	9	7:01,970	0:45,160	5	
										3 22	22 3	3	3:08,104	1:00,095	3	
30	141	RIEBERER, Paul	AUT	Hold Maranello Racing Team	AUT	JK2062 BK 003	Maranello / TM / Vega	35	31	2 16	16 9	9	7:02,437	0:45,212	8	
										3 19	19 9	9	9:24,910	1:00,291	7	
31	142	MUSTAFA, Dalvin	DEU	Gazmend Mustafa	DEU	IKCJ1173436 BEK1199671	Tony Kart / IAME / Vega	35	37	2 17	17 9	9	7:02,594	0:45,133	7	
										3 18	18 9	9	9:24,693	1:01,047	9	
32	174	DUCOFFRE, Paul	DEU	CRG Keijzer racing	NLD	IKCJ1183496 28613	CRG / IAME / Vega	37	26	1 11	11 9	9	9:05,079	0:58,595	8	
										3 26	26 -	-	0:04,077	-	-	
33	152	SCHEEF, Emil	DNK	Speedsupply	DNK	66544 61513	Haase / IAME / Vega	37	33	1 12	12 9	9	9:10,069	0:59,745	5	
										2 25	25 3	3	2:29,035	0:46,684	2	
34	116	KRISTIANSEN, Marius	DNK	HK Motorsport	DNK	66433 81330	Kart Republic / IAME / Vega	38	39	1 16	16 9	9	9:11,653	0:59,597	9	
										2 22	22 9	9	7:09,373	0:45,568	7	
35	181	OUIZIEL, Andrey	ARE	ENERGY CORSE S.R.L.	ITA	K19 036 295423	Energy / TM / Vega	39	35	1 23	23 8	8	8:16,855	1:00,228	7	
										3 16	16 9	9	9:18,059	1:00,088	6	

### Ranking Qualifying Heats DJKM (OK-Junior)

Strecke / track: 1107m

fastest Race Lap from Robert De Haan in Heat 2 / Lap 6 in 0:44,735

Pos	Str. Nr.	Fahrer Driver	Nation	Bewerber / Sponsor	Nation	Lizenz B.Lizenz	Chassis / Motor / Reifen	Punkte Points	Quali POS	Laut Heat	Pos	Punkte Points	Rn. Lp	Zeit Time	schnellste Kunde fastest Lap	in Kunde in Lap
36	188	SCHMITZ, Marc	DEU	Maxim Racing Sport	DEU	IKCJ1167039 KBF1167038	Exprit / Vortex / Vega	40	18	1	26	26	5	5:04,302	0:58,968	5
										2	14	14	9	7:02,092	0:44,926	6
37	121	LÜSCHER, Ekaterina	CHE	Innovate Competition	CHE	500305 500033	Exprit / IAME / Vega	41	19	2	24	24	3	2:28,551	0:46,677	3
										3	17	17	9	2:23,469	1:00,956	9
38	125	JULIUS-BERNHART, Jannik	DEU	SRP Racing Team	DEU	IKCJ1136143 KBF1156791	Maranello / TM / Vega	42	14	1	19	19	9	2:14,930	0:59,640	7
										3	23	23	3	3:09,079	1:00,119	3
39	137	BERGMAN, Calle	SWE	Ward Racing	SWE	200509023073 102	Tony Kart / Vortex / Vega	46	16	2	26	26	2	1:37,082	0:47,140	2
										3	20	20	8	8:56,380	1:00,144	6

Rennleitung: Volker Ehekircher Racedirektor: Horst Seidel

Sportkommissare: Yasin Özer / Tobias Amann / Peter Brings / Florian Koziol

Techn. Kommissare: Hans-Jürgen Dangers / M. Grasshoff / C. Schmidt / J. Lawinger / D. Pietzko / H.-W. Schäfer / K.L. Ruszczynski / A. Sengpiel

Zeitnahme: KART-DATA timing service Franz Schiesler / Manuela Hintner



R 10 DJKM (OK-Junior) Heat 3 A <> B

Strecke / track: 1107m

fastest Lap Luca LEISTRA at: 0:57,716

started: 26 classified: 26 not classified: 0

Pos	Str. Nr.	Fahrer Driver	Nation	Bewerber / Sponsor	Nation	Lizenz R/Lizenz	Chassis / Motor / Reifen	Points	Penalty	Runden Laps	Gesamtzeit Differenz	Abstand Gap	beste Runde best Lap	in R. in L.	o Geschw. o Speed
1	122	HO, Christian	SGP	Ricky Flynn Motorsport	GBR	026/1/KT 162392	FA Victory R / Vortex / Vega	0		9	8:48,757		0:57,803	7	67,8 km/h 68,9 km/h
2	146	DE HAAN, Robert	NLD	ENERGY CORSE S.R.L.	ITA	40204 295423	Energy / TM / Vega	2	5 sec.	9	8:50,986 0:02,229	0:02,229	0:57,738	9	67,5 km/h 69 km/h
3	106	BERGMEISTER, Jakob	DEU	Millennium Racing Team	DEU	IKCJ1156048 KBF1095578	Tony Kart / Vortex / Vega	3		9	8:53,950 0:05,193	0:02,964	0:58,640	8	67,2 km/h 68 km/h
4	119	TANGGAARD, Emil	DNK	HK Motorsport	DNK	66542 81330	Kart Republic / TM / Vega	4		9	8:55,292 0:06,535	0:01,342	0:58,263	8	67 km/h 68,4 km/h
5	108	RAUER, Fabio	DEU	RS Schumacher Racing Team	DEU	IKCJ1164921 KBF1067587	Praga / TM / Vega	5		9	8:57,205 0:08,448	0:01,913	0:58,429	6	66,8 km/h 68,2 km/h
6	171	INTHRAPHUVASAK, Tasanapol	THA	KR MOTORSPORT SRL	ITA	IK-C-008 436754	KR / lame / Vega	6	5 sec.	9	8:58,335 0:09,578	0:01,130	0:58,545	3	66,6 km/h 68,1 km/h
7	124	JAKOBSEN, Mathias Bjerre	DNK	TK Racing	DNK	74056 52208	FA Kart / TM / Vega	7		9	8:59,822 0:11,065	0:01,487	0:59,016	8	66,4 km/h 67,5 km/h
8	109	PROBST, Kaden	NZL	Darren Probst	NZL	NZL 148 148E	Tony Kart / Vortex / Vega	8		9	9:05,050 0:16,293	0:05,228	0:59,477	8	65,8 km/h 67 km/h
9	128	JAROMIN, David	DEU	SRP Racing Team	DEU	IKCJ1176826 KBF1156791	Maranello / TM / Vega	9	5 sec.	9	9:06,696 0:17,939	0:01,646	0:58,723	7	65,6 km/h 67,9 km/h
10	118	TERKILDTSEN, Magnus	DNK	HK Motorsport	DNK	58099 81330	Kart Republic / IAME / Vega	10	5 sec.	9	9:07,531 0:18,774	0:00,835	0:58,613	9	65,5 km/h 68 km/h
11	114	MAGNUSSSEN, Mickey	DNK	RS Competition	DNK	57430 36053	Tony Kart / Vortex / Vega	11		9	9:09,937 0:21,180	0:02,406	0:59,199	7	65,2 km/h 67,3 km/h
12	112	GRÖNDAHL, Torben	DEU	Team Hemkemeyer	DEU	IKCJ1174061 KBF1079090	Intrepid / IAME / Vega	12	5 sec.	9	9:13,740 0:24,983	0:03,803	0:59,606	8	64,8 km/h 66,9 km/h
13	138	QUONDAMCARLO, Manuel	ITA	DR SRL	ITA	370486 296449	DR / Modena / Vega	13		9	9:14,877 0:26,120	0:01,137	0:59,643	7	64,6 km/h 66,8 km/h
14	155	INDERFURTH, Luca	DEU	RL-Competition.com	DEU	IKJ1174117 KBF1132168	CRG / TM / Vega	14		9	9:15,905 0:27,148	0:01,028	0:59,579	7	64,5 km/h 66,9 km/h
15	144	KARLSSON, William	SWE	Nika International	SWE	200510185879 222	Exprit / Vortex / Vega	15	10 sec.	9	9:16,830 0:28,073	0:00,925	0:59,074	8	64,4 km/h 67,5 km/h
16	181	OUIZIEL, Andrey	ARE	ENERGY CORSE S.R.L.	ITA	K19 036 295423	Energy / TM / Vega	16		9	9:18,059 0:29,302	0:01,229	1:00,088	6	64,3 km/h 66,3 km/h
17	121	LÜSCHER, Ekaterina	CHE	Innovate Competition	CHE	500305 500033	Exprit / IAME / Vega	17		9	9:23,469 0:34,712	0:05,410	1:00,956	9	63,7 km/h 65,4 km/h
18	142	MUSTAFA, Dalvin	DEU	Gazmend Mustafa	DEU	IKCJ1173436 BEK1199671	Tony Kart / IAME / Vega	18		9	9:24,693 0:35,936	0:01,224	1:01,047	9	63,5 km/h 65,3 km/h
19	141	RIEBERER, Paul	AUT	Hold Maranello Racing Team	AUT	JK2062 BK 003	Maranello / TM / Vega	19	5 sec.	9	9:24,910 0:36,153	0:00,217	1:00,291	7	63,5 km/h 66,1 km/h
20	137	BERGMAN, Calle	SWE	Ward Racing	SWE	200509023073 102	Tony Kart / Vortex / Vega	20	5 sec.	8	8:56,980 1 R	1 R	1:00,144	6	59,4 km/h 66,3 km/h
21	132	LEISTRA, Luca	BEL	RS Schumacher Racing Team	DEU	909365 KBF1067587	IPK Praga / TM / Vega	21		5	4:53,846 4 R	3 R	0:57,716	5	67,8 km/h 69 km/h
22	167	NEHMER, Gino	DEU	Millennium Racing Team	DEU	IKCJ1185625 KBF1095578	Tony Kart / Vortex / Vega	22		3	3:08,104 6 R	2 R	1:00,095	3	63,6 km/h 66,3 km/h
23	125	JULIUS-BERNHART, Jannik	DEU	SRP Racing Team	DEU	IKCJ1136143 KBF1156791	Maranello / TM / Vega	23		3	3:09,079 6 R	0:00,975	1:00,119	3	63,2 km/h 66,3 km/h
24	170	ZILISCH, Connor	USA	Ward Racing	SWE	D1880SK19JRC 102	Tony Kart / Vortex / Vega	24		0	0:01,653 9 R	3 R			
25	139	RÉVÉSZ, Levente	HUN	KR MOTORSPORT SRL	ITA	5746 436754	KR / Parilla / Vega	25		0	0:01,896 9 R	0:00,243			
26	174	DUCCOFFRE, Paul	DEU	CRG Keijzer racing	NLD	IKCJ1183496 28613	CRG / IAME / Vega	26		0	0:04,077 9 R	0:02,181			

StNr. 171,144,112,141 5 sec penalty Frontfaring

StNr. 128,118,144 5 sec penalty forced an other kart out of the track





StNr. 146 5 sec penalty Pushing Stnr 137 5 sec Penalty

Rennleitung: Volker Ehekircher Racedirektor: Horst Seidel

Sportkommissare: Yasin Özer / Tobias Amann / Peter Brings / Florian Koziol

Techn. Kommissare: Hans-Jürgen Dangers / M. Grasshoff / C. Schmidt / J. Lawinger / D. Pietzko / H.-W. Schäfer / K.L. Ruszczynski / A. Sengpiel


Zeitmahme: KART-DATA timing service Franz Schieszler / Manuela Hintner

**DEUTSCHE KART-MEISTERSCHAFT**

**Round 3: 12 - 14 / 07 / 2019**

**ERFTLANDRING KERPEN**



DMSB-RegNr.:168/19

### R 10 DJKM (OK-Junior) Heat 3 A < > B

Fahrername Driver	Ho Christian	De Haan Robert	Bergmeister Jakob	Tanggaard Emil	Rauer Fabio	Inthraphuwasak Tasanapol	Jakobsen Mathias Bjerre	Probst Kaden	Jaromin David	Terkildsen Magnus	Magnussen Mickey	Gröndahl Torben
schnellste Runde in Runde	0:57,803 Rn. 7	0:57,738 Rn. 9	0:58,640 Rn. 8	0:58,263 Rn. 8	0:58,429 Rn. 6	0:58,545 Rn. 3	0:59,016 Rn. 8	0:59,477 Rn. 8	0:58,723 Rn. 7	0:58,613 Rn. 9	0:59,199 Rn. 7	0:59,606 Rn. 8
Speed	68,9 km/h	69,0 km/h	68,0 km/h	68,4 km/h	68,2 km/h	68,1 km/h	67,5 km/h	67,0 km/h	67,9 km/h	68,0 km/h	67,3 km/h	66,9 km/h
Lap 1	1:00,795	0:58,784	1:02,312	1:02,328	1:01,811	0:59,851	1:00,410	1:01,751	1:01,689	1:02,871	1:06,539	1:02,299
Lap 2	0:58,177	0:58,261	0:58,650	0:59,362	0:59,635	0:58,995	1:01,389	1:00,148	0:59,901	1:00,453	1:01,112	1:01,490
Lap 3	0:58,295	0:58,350	0:58,722	0:59,080	0:59,728	0:58,545	0:59,987	0:59,884	0:58,968	0:59,177	1:00,636	0:59,941
Lap 4	0:58,443	0:58,051	0:58,713	0:58,855	0:58,605	0:59,587	0:59,163	1:00,877	1:00,208	1:00,082	1:00,122	1:00,593
Lap 5	0:57,855	0:58,034	0:58,660	0:58,894	0:58,551	0:59,088	0:59,603	0:59,941	0:58,851	0:58,898	1:00,011	0:59,777
Lap 6	0:57,894	0:58,995	0:58,840	0:58,703	0:58,429	0:58,748	0:59,404	1:00,113	0:59,449	1:00,029	1:00,004	1:00,042
Lap 7	0:57,803	0:58,048	0:58,705	0:58,835	0:58,802	0:58,790	0:59,275	1:00,317	0:58,723	0:58,826	0:59,199	1:01,123
Lap 8	0:58,088	0:57,978	0:58,640	0:58,263	0:58,685	0:58,663	0:59,016	0:59,477	0:59,900	0:59,128	0:59,510	0:59,606
Lap 9	0:58,238	0:57,738	0:58,872	0:58,417	0:59,129	0:58,870	0:59,043	0:59,570	0:59,146	0:58,613	0:59,472	0:59,970






**DEUTSCHE KART-MEISTERSCHAFT**

**Round 3: 12 - 14 / 07 / 2019**

**ERFTLANDRING KERPEN**

**DMSB**



DMSB-RegNr.:168/19

### R 10 DJKM (OK-Junior) Heat 3 A < > B

Fahrername Driver	Quodomcarlo Manuel	Inderfurth Luca	Karisson William	Ouziel Andrey	Lüscher Ekaterina	Mustafa Dalvin	Rieberer Paul	Bergman Calle	Leistra Luca	Nehmer Gino	Julius-Bernhart Jannik	Zilisch Connor
schnellste Runde in Runde	0:59,643 Rn. 7	0:59,579 Rn. 7	0:59,074 Rn. 8	1:00,088 Rn. 6	1:00,956 Rn. 9	1:01,047 Rn. 9	1:00,291 Rn. 7	1:00,144 Rn. 6	0:57,716 Rn. 5	1:00,095 Rn. 3	1:00,119 Rn. 3	
Speed	66,8 km/h	66,9 km/h	67,5 km/h	66,3 km/h	65,4 km/h	65,3 km/h	66,1 km/h	66,3 km/h	69,0 km/h	66,3 km/h	66,3 km/h	
Lap 1	1:05,015	1:04,446	1:04,530	1:06,384	1:05,195	1:04,712	1:05,314	1:02,218	0:59,253	1:03,250	1:04,463	
Lap 2	1:01,152	1:02,182	1:00,076	1:01,230	1:01,926	1:02,417	1:01,926	1:00,887	0:58,141	1:00,676	1:01,536	
Lap 3	1:01,667	1:01,465	0:59,460	1:01,183	1:02,582	1:02,184	1:01,348	1:00,279	0:58,692	1:00,095	1:00,119	
Lap 4	1:01,130	1:00,755	1:00,873	1:01,583	1:03,201	1:02,481	1:01,342	1:01,798	0:58,073			
Lap 5	1:00,048	1:00,244	1:00,000	1:00,357	1:02,075	1:01,921	1:02,084	1:39,653	0:57,716			
Lap 6	1:00,332	1:00,234	0:59,263	1:00,088	1:01,740	1:01,547	1:00,683	1:00,144				
Lap 7	0:59,643	0:59,579	0:59,789	1:00,333	1:00,974	1:01,263	1:00,291	1:02,327				
Lap 8	1:00,009	1:01,072	0:59,074	1:00,889	1:01,220	1:01,775	1:00,362	1:00,605				
Lap 9	1:00,347	1:00,937	0:59,305	1:00,889	1:00,956	1:01,047	1:00,705					



**DKM**  
DEUTSCHE KART-MEISTERSCHAFT


Round 3: 12 - 14 / 07 / 2019  
ERFTLANDRING KERPEN



DMSB-RegNr.:168/19

### R 10 DJKM (OK-Junior) Heat 3 A < > B

Fahrername Driver	Révész Levente	Ducoffre Paul
schnellste Runde in Runde		
Speed		
Lap 1		
Lap 2		
Lap 3		
Lap 4		
Lap 5		
Lap 6		
Lap 7		
Lap 8		
Lap 9		


**Round 3: 12 - 14 / 07 / 2019**





**ERFTLANDRING KERPEN**

**DEUTSCHE KART-MEISTERSCHAFT**

DMSB-RegNr: 168/19

## R 10 DJKM (OK-Junior) Heat 3 A < > B




Ziel		Sektion 1		Sektion 2		Sektion 3	
Fahrername	Zeit	Fahrername	Zeit	Fahrername	Zeit	Fahrername	Zeit
1 132 Leistra, Luca	0:57,716	146 De Haan, Robert	0:16,741	122 Ho, Christian	0:25,364	146 De Haan, Robert	0:15,381
2 146 De Haan, Robert	0:57,738	171 Inthraphuvasak, Tasanap	0:16,741	132 Leistra, Luca	0:25,432	122 Ho, Christian	0:15,394
3 122 Ho, Christian	0:57,803	132 Leistra, Luca	0:16,759	118 Terkildsen, Magnus	0:25,445	132 Leistra, Luca	0:15,474
4 119 Tanggaard, Emil	0:58,263	122 Ho, Christian	0:16,768	146 De Haan, Robert	0:25,473	108 Rauer, Fabio	0:15,564
5 108 Rauer, Fabio	0:58,429	108 Rauer, Fabio	0:16,919	108 Rauer, Fabio	0:25,498	119 Tanggaard, Emil	0:15,588
6 171 Inthraphuvasak, Tasanap	0:58,545	106 Bergmeister, Jakob	0:17,024	119 Tanggaard, Emil	0:25,538	118 Terkildsen, Magnus	0:15,605
7 118 Terkildsen, Magnus	0:58,613	124 Jakobsen, Mathias Bjerre	0:17,088	106 Bergmeister, Jakob	0:25,608	171 Inthraphuvasak, Tasanap	0:15,607
8 106 Bergmeister, Jakob	0:58,640	119 Tanggaard, Emil	0:17,137	128 Jaromin, David	0:25,656	128 Jaromin, David	0:15,663
9 128 Jaromin, David	0:58,723	128 Jaromin, David	0:17,167	171 Inthraphuvasak, Tasanap	0:25,733	144 Karlsson, William	0:15,696
10 124 Jakobsen, Mathias Bjerre	0:59,016	118 Terkildsen, Magnus	0:17,326	114 Magnussen, Mickey	0:25,794	112 Grøndahl, Torben	0:15,727
11 144 Karlsson, William	0:59,074	109 Probst, Kaden	0:17,329	124 Jakobsen, Mathias Bjerre	0:25,832	106 Bergmeister, Jakob	0:15,756
12 114 Magnussen, Mickey	0:59,199	144 Karlsson, William	0:17,383	144 Karlsson, William	0:25,936	155 Inderfurth, Luca	0:15,772
13 109 Probst, Kaden	0:59,477	112 Grøndahl, Torben	0:17,418	137 Bergman, Calle	0:25,969	137 Bergman, Calle	0:15,798
14 155 Inderfurth, Luca	0:59,579	137 Bergman, Calle	0:17,425	138 Quondamcarlo, Manuel	0:26,019	109 Probst, Kaden	0:15,802
15 112 Grøndahl, Torben	0:59,606	181 Ouziel, Andrey	0:17,478	109 Probst, Kaden	0:26,043	167 Nehmer, Gino	0:15,844
16 138 Quondamcarlo, Manuel	0:59,643	114 Magnussen, Mickey	0:17,495	155 Inderfurth, Luca	0:26,089	124 Jakobsen, Mathias Bjerre	0:15,851
17 181 Ouziel, Andrey	1:00,088	138 Quondamcarlo, Manuel	0:17,516	112 Grøndahl, Torben	0:26,157	125 Julius-Bernhart, Jannik	0:15,853
18 167 Nehmer, Gino	1:00,095	141 Rieberer, Paul	0:17,599	125 Julius-Bernhart, Jannik	0:26,303	114 Magnussen, Mickey	0:15,862
19 125 Julius-Bernhart, Jannik	1:00,119	155 Inderfurth, Luca	0:17,611	181 Ouziel, Andrey	0:26,348	141 Rieberer, Paul	0:15,873
20 137 Bergman, Calle	1:00,144	167 Nehmer, Gino	0:17,707	141 Rieberer, Paul	0:26,380	138 Quondamcarlo, Manuel	0:15,917
21 141 Rieberer, Paul	1:00,291	121 Lüscher, Ekaterina	0:17,755	167 Nehmer, Gino	0:26,544	121 Lüscher, Ekaterina	0:16,227
22 121 Lüscher, Ekaterina	1:00,956	125 Julius-Bernhart, Jannik	0:17,963	142 Mustafa, Dalvin	0:26,713	181 Ouziel, Andrey	0:16,239
23 142 Mustafa, Dalvin	1:01,047	142 Mustafa, Dalvin	0:18,078	121 Lüscher, Ekaterina	0:26,757	142 Mustafa, Dalvin	0:16,256
24 170 Zilisch, Connor		174 Ducoffre, Paul	0:18,947	174 Ducoffre, Paul	0:27,151	170 Zilisch, Connor	
25 139 Révész, Levente		170 Zilisch, Connor		170 Zilisch, Connor		139 Révész, Levente	
26 174 Ducoffre, Paul		139 Révész, Levente		139 Révész, Levente		174 Ducoffre, Paul	

**DEUTSCHE KART-MEISTERSCHAFT**

**Round 3: 12 - 14 / 07 / 2019**

**ERFTLANDRING KERPEN**





DMSB-RegNr:168/19

**R 10 DJKM (OK-Junior) Heat 3 A < > B**

Die schnellsten Zeiten

Ort	Nr. Fahrername	Zeit	Streckenl.	Ø Speed
Ziel	132 Leistra, Luca	0:57,716	1107 m	69,0 km/h
Sektion 1	146 De Haan, Robert	0:16,741	329 m	70,7 km/h
Sektion 2	122 Ho,Christian	0:25,364	475 m	67,4 km/h
Sektion 3	146 De Haan, Robert	0:15,381	303 m	70,9 km/h


	Smr.146 De Haan,Robert NLD ENERGY CORSE S.R.L. theoretisch mögliche Bestzeit 0:57,595	Smr.122 Ho,Christian SGP Ricky Flynn Motorsport theoretisch mögliche Bestzeit 0:57,526	Smr.171 Inthraphuwasak,Tasananol THA KR MOTORSPORT SRL theoretisch mögliche Bestzeit 0:58,081	Smr.106 Bergmeister,Jakob DEU Millennium Racing Team theoretisch mögliche Bestzeit 0:58,388	Smr.119 Tanggaard,Emil DNK HK Motorsport theoretisch mögliche Bestzeit 0:58,263
best	Ziel Sektion 1 Sektion 2 Sektion 3 0:57,738 0:16,741 0:25,473 0:15,381	Ziel Sektion 1 Sektion 2 Sektion 3 0:57,803 0:16,768 0:25,364 0:15,394	Ziel Sektion 1 Sektion 2 Sektion 3 0:58,545 0:16,741 0:25,733 0:15,607	Ziel Sektion 1 Sektion 2 Sektion 3 0:58,640 0:17,024 0:25,608 0:15,756	Ziel Sektion 1 Sektion 2 Sektion 3 0:58,263 0:17,137 0:25,538 0:15,588
Runde 1	0:58,784 0:17,436 0:25,834 0:15,514	1:00,795 0:18,160 0:26,763 0:15,872	0:59,851 0:18,160 0:25,902 0:15,789	1:02,312 0:20,111 0:26,240 0:15,961	1:02,328 0:18,860 0:27,278 0:16,190
Runde 2	0:58,261 0:16,985 0:25,646 0:15,630	0:58,177 0:17,125 0:25,440 0:15,612	0:58,995 0:17,142 0:26,102 0:15,751	0:58,650 0:17,225 0:25,669 0:15,756	0:59,362 0:17,620 0:25,912 0:15,830
Runde 3	0:58,350 0:17,099 0:25,754 0:15,497	0:58,295 0:17,159 0:25,444 0:15,692	0:58,545 0:17,205 0:25,733 0:15,607	0:58,722 0:17,253 0:25,678 0:15,791	0:59,080 0:17,431 0:26,057 0:15,592
Runde 4	0:58,051 0:16,741 0:25,836 0:15,474	0:58,443 0:17,040 0:25,511 0:15,892	0:59,587 0:17,042 0:25,860 0:16,685	0:58,713 0:17,051 0:25,745 0:15,917	0:58,855 0:17,558 0:25,678 0:15,619
Runde 5	0:58,034 0:16,938 0:25,665 0:15,431	0:57,855 0:16,868 0:25,456 0:15,531	0:59,088 0:17,272 0:25,861 0:15,955	0:58,660 0:17,024 0:25,713 0:15,923	0:58,894 0:17,363 0:25,833 0:15,698
Runde 6	0:58,995 0:16,805 0:26,750 0:15,440	0:57,894 0:17,029 0:25,471 0:15,394	0:58,748 0:16,741 0:25,963 0:16,044	0:58,840 0:17,140 0:25,764 0:15,936	0:58,703 0:17,156 0:25,947 0:15,600
Runde 7	0:58,048 0:16,929 0:25,649 0:15,470	0:57,803 0:16,768 0:25,449 0:15,586	0:58,790 0:16,980 0:25,902 0:15,908	0:58,705 0:17,170 0:25,668 0:15,867	0:58,835 0:17,312 0:25,783 0:15,740
Runde 8	0:57,978 0:16,962 0:25,635 0:15,381	0:58,088 0:17,056 0:25,364 0:15,668	0:58,663 0:17,036 0:25,983 0:15,644	0:58,640 0:17,075 0:25,714 0:15,851	0:58,263 0:17,137 0:25,538 0:15,588
Runde 9	0:57,738 0:16,778 0:25,473 0:15,487	0:58,238 0:17,137 0:25,451 0:15,650	0:58,870 0:17,212 0:25,888 0:15,770	0:58,872 0:17,340 0:25,608 0:15,924	0:58,417 0:17,151 0:25,637 0:15,629

**DEUTSCHE KART-MEISTERSCHAFT**

**Round 3: 12 - 14 / 07 / 2019**

**ERFTLANDRING KERPEN**







DMSB-RegNr:168/19

**R 10 DJKM (OK-Junior) Heat 3 A < > B**

Die schnellsten Zeiten

Ort	Nr. Fahrername	Zeit	Streckenl.	Ø Speed
Ziel	132 Leistra, Luca	0:57,716	1107 m	69,0 km/h
Sektion 1	146 De Haan, Robert	0:16,741	329 m	70,7 km/h
Sektion 2	122 Ho, Christian	0:25,364	475 m	67,4 km/h
Sektion 3	146 De Haan, Robert	0:15,381	303 m	70,9 km/h

Smr.108 Rauer, Fabio DEU RS Schumacher Racing Team		Smr.124 Jakobsen, Mathias Bjerre DNK TK Racing		Smr.128 Jaromin, David DEU SRP Racing Team		Smr.118 Terkildsen, Magnus DNK HK Motorsport		Smr.109 Probst, Kaden NZL Darren Probst				
theoretisch mögliche Bestzeit 0:57,981		theoretisch mögliche Bestzeit 0:58,771		theoretisch mögliche Bestzeit 0:58,486		theoretisch mögliche Bestzeit 0:58,376		theoretisch mögliche Bestzeit 0:59,174				
Ziel	Sektion 3	Ziel	Sektion 3	Ziel	Sektion 3	Ziel	Sektion 3	Ziel	Sektion 3			
best	0:58,429	0:16,919	0:25,498	0:15,564	0:59,016	0:17,088	0:25,832	0:15,851	0:59,477	0:17,329	0:26,043	0:15,802
Runde 1	1:01,811	0:18,547	0:26,925	0:16,339	1:00,410	0:18,093	0:26,271	0:16,046	1:01,751	0:18,218	0:27,378	0:16,155
Runde 2	0:59,635	0:18,065	0:25,934	0:15,636	1:01,389	0:17,265	0:27,971	0:16,153	1:00,148	0:17,403	0:26,811	0:15,934
Runde 3	0:59,728	0:17,579	0:26,034	0:16,115	0:59,987	0:17,635	0:26,213	0:16,139	0:59,884	0:17,483	0:26,347	0:16,054
Runde 4	0:58,605	0:17,189	0:25,831	0:15,585	0:59,163	0:17,251	0:25,904	0:16,008	1:00,877	0:17,329	0:27,602	0:15,946
Runde 5	0:58,551	0:16,919	0:25,915	0:15,717	0:59,603	0:17,441	0:26,279	0:15,883	0:59,941	0:17,818	0:26,215	0:15,908
Runde 6	0:58,429	0:17,318	0:25,547	0:15,564	0:59,404	0:17,425	0:25,856	0:16,123	1:00,113	0:18,089	0:26,101	0:15,923
Runde 7	0:58,802	0:17,404	0:25,705	0:15,693	0:59,275	0:17,463	0:25,832	0:15,980	1:00,317	0:17,435	0:27,072	0:15,810
Runde 8	0:58,685	0:17,519	0:25,498	0:15,668	0:59,016	0:17,088	0:25,913	0:16,015	0:59,477	0:17,599	0:26,076	0:15,802
Runde 9	0:59,129	0:17,561	0:25,792	0:15,776	0:59,043	0:17,277	0:25,915	0:15,851	0:59,570	0:17,617	0:26,043	0:15,910

**DEUTSCHE KART-MEISTERSCHAFT**

**Round 3: 12 - 14 / 07 / 2019**

**ERFTLANDRING KERPEN**

**DMSB**

DMSB-RegNr:168/19





**R 10 DJKM (OK-Junior) Heat 3 A < > B**

Die schnellsten Zeiten

Ort	Nr. Fahrername	Zeit	Streckenl.	Ø Speed
Ziel	132 Leistra, Luca	0:57,716	1107 m	69,0 km/h
Sektion 1	146 De Haan, Robert	0:16,741	329 m	70,7 km/h
Sektion 2	122 Ho, Christian	0:25,364	475 m	67,4 km/h
Sektion 3	146 De Haan, Robert	0:15,381	303 m	70,9 km/h

	Snr.144 Karlsson,William SWE			Snr.112 Gröndahl,Torben DEU			Snr.114 Magnussen,Mickey DNK			Snr.138 Quondamcarlo,Manuel ITA			Snr.155 Inderfurth, Luca DEU							
	theoretisch mögliche Bestzeit	Ziel	Bestzeit	theoretisch mögliche Bestzeit	Ziel	Bestzeit	theoretisch mögliche Bestzeit	Ziel	Bestzeit	theoretisch mögliche Bestzeit	Ziel	Bestzeit	theoretisch mögliche Bestzeit	Ziel	Bestzeit					
best	0:59,074	0:17,383	0:25,936	0:15,696	0:59,606	0:17,418	0:26,157	0:15,727	0:59,199	0:17,495	0:25,794	0:15,862	0:59,643	0:17,516	0:26,019	0:15,917	0:59,579	0:17,611	0:26,089	0:15,772
Runde 1	1:04,530	0:20,284	0:27,726	0:16,520	1:02,299	0:18,666	0:27,357	0:16,276	1:06,539	0:22,207	0:27,733	0:16,599	1:05,015	0:21,127	0:27,548	0:16,340	1:04,446	0:19,517	0:28,014	0:16,915
Runde 2	1:00,076	0:17,818	0:26,004	0:16,254	1:01,490	0:18,428	0:26,792	0:16,270	1:01,112	0:18,089	0:26,815	0:16,208	1:01,152	0:18,270	0:26,687	0:16,195	1:02,182	0:18,187	0:27,539	0:16,456
Runde 3	0:59,460	0:17,452	0:26,082	0:15,926	0:59,941	0:17,613	0:26,601	0:15,727	1:00,636	0:18,194	0:26,433	0:16,009	1:01,667	0:18,459	0:26,492	0:16,716	1:01,465	0:18,297	0:26,489	0:16,679
Runde 4	1:00,873	0:18,880	0:26,028	0:15,965	1:00,593	0:17,418	0:27,117	0:16,058	1:00,122	0:17,837	0:26,171	0:16,114	1:01,130	0:18,806	0:26,173	0:16,151	1:00,755	0:17,838	0:26,576	0:16,341
Runde 5	1:00,000	0:17,603	0:26,206	0:16,191	0:59,777	0:17,496	0:26,269	0:16,012	1:00,011	0:17,717	0:26,113	0:16,181	1:00,048	0:17,733	0:26,094	0:16,221	1:00,244	0:17,858	0:26,188	0:16,198
Runde 6	0:59,263	0:17,426	0:26,026	0:15,696	1:00,042	0:17,786	0:26,350	0:15,906	1:00,004	0:17,571	0:26,290	0:16,143	1:00,332	0:17,618	0:26,354	0:16,360	1:00,234	0:17,639	0:26,308	0:16,287
Runde 7	0:59,789	0:17,426	0:26,060	0:16,303	1:01,123	0:17,500	0:26,421	0:17,202	0:59,199	0:17,495	0:25,794	0:15,910	0:59,643	0:17,707	0:26,019	0:15,917	0:59,579	0:17,718	0:26,089	0:15,772
Runde 8	0:59,074	0:17,385	0:25,936	0:15,753	0:59,606	0:17,537	0:26,157	0:15,912	0:59,510	0:17,545	0:26,050	0:15,915	1:00,009	0:17,516	0:26,310	0:16,183	1:01,072	0:17,611	0:27,047	0:16,414
Runde 9	0:59,305	0:17,383	0:25,992	0:15,930	0:59,970	0:17,876	0:26,175	0:15,919	0:59,472	0:17,511	0:26,099	0:15,862	1:00,347	0:17,644	0:26,250	0:16,453	1:00,937	0:18,138	0:26,533	0:16,266





**DEUTSCHE KART-MEISTERSCHAFT**

**Round 3: 12 - 14 / 07 / 2019**

**ERFTLANDRING KERPEN**




DMSB-RegNr:168/19

**R 10 DJKM (OK-Junior) Heat 3 A < > B**

Die schnellsten Zeiten

Ort	Nr. Fahrername	Zeit	Streckenl.	Ø Speed
Ziel	132 Leistra, Luca	0:57,716	1107 m	69,0 km/h
Sektion 1	146 De Haan, Robert	0:16,741	329 m	70,7 km/h
Sektion 2	122 Ho, Christian	0:25,364	475 m	67,4 km/h
Sektion 3	146 De Haan, Robert	0:15,381	303 m	70,9 km/h



	Smr.181 Ouziel,Andrey ARE ENERGY CORSE S.R.L.	Smr.141 Rieberer,Paul AUT Hold Maranello Racing Team	Smr.121 Lüscher,Ekaterina CHE Innovate Competition	Smr.142 Mustafa,Dalvin DEU Gazmend Mustafa	Smr.137 Bergman,Calle SWE Ward Racing
	theoretisch mögliche Bestzeit 1:00,065	theoretisch mögliche Bestzeit 0:59,852	theoretisch mögliche Bestzeit 1:00,739	theoretisch mögliche Bestzeit 1:01,047	theoretisch mögliche Bestzeit 0:59,192
best	Ziel 1:00,088	Ziel 1:00,291	Ziel 1:00,956	Ziel 1:01,047	Ziel 1:00,144
Runde 1	0:17,478	0:17,599	0:17,755	0:18,078	0:17,425
Runde 2	0:26,348	0:26,380	0:26,757	0:26,713	0:25,969
Runde 3	0:16,239	0:15,873	0:16,227	0:16,256	0:15,798
Runde 4	0:16,685	0:16,631	0:16,683	0:17,158	0:16,590
Runde 5	0:20,287	0:20,230	0:20,396	0:20,031	0:18,805
Runde 6	0:18,106	0:18,731	0:18,453	0:19,006	0:18,517
Runde 7	0:26,840	0:26,990	0:27,000	0:27,128	0:26,229
Runde 8	0:17,754	0:18,347	0:18,003	0:18,356	0:17,600
Runde 9	0:27,001	0:26,889	0:27,450	0:26,987	0:26,483
Runde 10	0:16,428	0:16,112	0:17,129	0:18,632	0:16,370
Runde 11	0:16,239	0:16,797	0:16,855	0:18,921	0:17,425
Runde 12	0:18,469	0:18,672	0:18,595	0:18,215	0:17,559
Runde 13	0:18,583	0:18,672	0:18,718	0:18,275	0:17,559
Runde 14	0:17,725	0:17,726	0:18,092	0:18,275	0:17,428
Runde 15	0:26,366	0:26,639	0:27,207	0:27,039	0:19,614
Runde 16	0:16,262	0:18,423	0:16,609	0:18,275	0:17,958
Runde 17	0:26,348	0:26,380	0:26,757	0:26,884	0:16,744
Runde 18	0:16,313	0:17,600	0:17,990	0:18,114	0:16,308
Runde 19	0:26,448	0:26,741	0:26,757	0:26,767	0:16,744
Runde 20	0:16,465	0:17,599	0:17,863	0:18,150	0:16,605
Runde 21	0:26,851	0:26,858	0:26,757	0:26,767	0:16,605
Runde 22	0:16,644	0:17,768	0:26,828	0:26,713	0:16,605
Runde 23	0:16,558	0:16,053	0:16,373	0:16,256	0:16,605

**DEUTSCHE KART-MEISTERSCHAFT**

**Round 3: 12 - 14 / 07 / 2019**

**ERFTLANDRING KERPEN**




DMSB-RegNr:168/19

**R 10 DJKM (OK-Junior) Heat 3 A < > B**



Die schnellsten Zeiten

Ort	Nr. Fahrername	Zeit	Streckenl.	Ø Speed
Ziel	132 Leistra, Luca	0:57,716	1107 m	69,0 km/h
Sektion 1	146 De Haan, Robert	0:16,741	329 m	70,7 km/h
Sektion 2	122 Ho, Christian	0:25,364	475 m	67,4 km/h
Sektion 3	146 De Haan, Robert	0:15,381	303 m	70,9 km/h

	Smr.132 Leistra, Luca BEL	Smr.167 Nehmer, Gino DEU	Smr.125 Julius-Bernhart, Jannik DEU	Smr.170 Ziilisch, Connor USA	Smr.139 Révész, Levente HUN
	RS Schumacher Racing Team	Millennium Racing Team	SRP Racing Team	Ward Racing	KR MOTORSPORT SRL
	theoretisch mögliche Bestzeit 0:57,665	theoretisch mögliche Bestzeit 1:00,095	theoretisch mögliche Bestzeit 1:00,119	theoretisch mögliche Bestzeit 0:00,000	theoretisch mögliche Bestzeit 0:00,000
best	Ziel Sektion 1 Sektion 2 Sektion 3 0:57,716 0:16,759 0:25,432 0:15,474	Ziel Sektion 1 Sektion 2 Sektion 3 1:00,095 0:17,707 0:26,544 0:15,844	Ziel Sektion 1 Sektion 2 Sektion 3 1:00,119 0:17,963 0:26,303 0:15,853	Ziel Sektion 1 Sektion 2 Sektion 3 theoretisch mögliche Bestzeit 0:00,000	Ziel Sektion 1 Sektion 2 Sektion 3 theoretisch mögliche Bestzeit 0:00,000
Runde 1	0:59,253 0:17,674 0:26,057 0:15,522	1:03,250 0:19,768 0:26,684 0:16,798	1:04,463 0:21,393 0:26,662 0:16,408		
Runde 2	0:58,141 0:17,005 0:25,620 0:15,516	1:00,676 0:17,775 0:26,659 0:16,242	1:01,536 0:18,341 0:26,678 0:16,517		
Runde 3	0:58,692 0:17,089 0:25,795 0:15,808				
Runde 4	0:58,073 0:16,957 0:25,642 0:15,474				
Runde 5	0:57,716 0:16,759 0:25,432 0:15,525				
Runde 6	0:16,899				

**DEUTSCHE KART-MEISTERSCHAFT**

**Round 3: 12 - 14 / 07 / 2019**

**ERFTLANDRING KERPEN**

DMSB-RegNr:168/19

**R 10 DJKM (OK-Junior) Heat 3 A < > B**

Die schnellsten Zeiten

Ort	Nr. Fahrername	Zeit	Streckenl.	Ø Speed
Ziel	132 Leistra, Luca	0:57,716	1107 m	69,0 km/h
Sektion 1	146 De Haan, Robert	0:16,741	329 m	70,7 km/h
Sektion 2	122 Ho, Christian	0:25,364	475 m	67,4 km/h
Sektion 3	146 De Haan, Robert	0:15,381	303 m	70,9 km/h

Smr.174 Ducoffre,Paul DEU CRG Keijzer racing theoretisch mögliche Bestzeit 0:46,098 Ziel Sektion 1 Sektion 2 Sektion 3 0:18,947 0:27,151 <b>0:18,947 0:27,151</b>	Ziel	Sektion 1	Sektion 2	Sektion 3	Ziel	Sektion 1	Sektion 2	Sektion 3	Ziel	Sektion 1	Sektion 2	Sektion 3	Ziel	Sektion 1	Sektion 2	Sektion 3	
best																	
Runde 1																	
Runde 2																	

### R 5 DJKM (OK-Junior) Heat 2 A <> C

Strecke / track: 1107m

started: 26 classified: 26 not classified: 0

fastest Lap Robert DE HAAN at: 0:44,735

Pos	Str. Nr.	Fahrer Driver	Nation	Bewerber / Sponsor	Nation	Lizenz R-Lizenz	Chassis / Motor / Reifen	Points	Penalty	Runden Laps	Gesamtzeit Differenz	Abstand Gap	beste Runde best Lap	in R. in L.	o Geschw. o Speed
1	146	DE HAAN, Robert	NLD	ENERGY CORSE S.R.L.	ITA	40204 295423	Energy / TM / Vega	0		9	6:49,065		0:44,735	6	87,7 km/h 89,1 km/h
2	170	ZILISCH, Connor	USA	Ward Racing	SWE	D1880SK19JRC 102	Tony Kart / Vortex / Vega	2		9	6:51,683 0:02,618	0:02,618	0:44,852	7	87,1 km/h 88,9 km/h
3	119	TANGGAARD, Emil	DNK	HK Motorsport	DNK	66542 81330	Kart Republic / TM / Vega	3		9	6:53,976 0:04,911	0:02,293	0:45,034	8	86,6 km/h 88,5 km/h
4	175	GREGOR, Daniel	DEU	Junior TEAM75	DEU	IKCJ1168157 KBF1154079	Kart Republic / IAME / Vega	4		9	6:54,124 0:05,059	0:00,148	0:44,843	8	86,6 km/h 88,9 km/h
5	139	RÉVÉSZ, Levente	HUN	KR MOTORSPORT SRL	ITA	5746 436754	KR / Parilla / Vega	5		9	6:54,196 0:05,131	0:00,072	0:44,814	9	86,6 km/h 88,9 km/h
6	109	PROBST, Kaden	NZL	Darren Probst	NZL	NZL 148 148E	Tony Kart / Vortex / Vega	6		9	6:55,221 0:06,156	0:01,025	0:44,856	8	86,4 km/h 88,8 km/h
7	117	OLSEN, Elias	DNK	HK Motorsport	DNK	67563 81330	Kart Republic / IAME / Vega	7		9	6:58,707 0:09,642	0:03,486	0:45,201	8	85,7 km/h 88,2 km/h
8	111	REHM, Maxim	DEU	Rehm Racing	DEU	IKCJ1166371 KBF1044805	CRG / TM / Vega	8		9	6:59,995 0:10,930	0:01,288	0:45,309	6	85,4 km/h 88 km/h
9	115	RIED, Lenny	DEU	Solgat Motorsport	DEU	IKCJ1173160 KBF1079882	Birel Art / TM / Vega	9		9	7:00,432 0:11,367	0:00,437	0:44,958	8	85,3 km/h 88,6 km/h
10	107	NAUDÉ, Toni Kayla	CHE	Innovate Competition	CHE	500287 500033	Exprit / IAME / Vega	10	5 sec.	9	7:01,435 0:12,370	0:01,003	0:44,814	7	85,1 km/h 88,9 km/h
11	112	GRÖNDAHL, Torben	DEU	Team Hemkemeyer	DEU	IKCJ1174061 KBF1079090	Intrepid / IAME / Vega	11		9	7:01,663 0:12,598	0:00,228	0:45,117	7	85,1 km/h 88,3 km/h
12	120	FELBERMAYR, Horst Felix	AUT	Solgat Motorsport	DEU	JK2178 KBF1079882	Ricciardo / TM / Vega	12		9	7:01,868 0:12,803	0:00,205	0:45,226	8	85 km/h 88,1 km/h
13	167	NEHMER, Gino	DEU	Millennium Racing Team	DEU	IKCJ1185625 KBF1095578	Tony Kart / Vortex / Vega	13		9	7:01,970 0:12,905	0:00,102	0:45,160	5	85 km/h 88,2 km/h
14	188	SCHMITZ, Marc	DEU	Maxim Racing Sport	DEU	IKCJ1167039 KBF1167038	Exprit / Vortex / Vega	14	5 sec.	9	7:02,092 0:13,027	0:00,122	0:44,926	6	85 km/h 88,7 km/h
15	136	PEDERSEN, Oscar	SWE	Bamberger Karttracing	DEU	200603168956 KBF1197896	Luxor / LKE / Vega	15		9	7:02,167 0:13,102	0:00,075	0:45,237	7	85 km/h 88,1 km/h
16	141	RIEBERER, Paul	AUT	Hold Maranello Racing Team	AUT	JK2062 BK 003	Maranello / TM / Vega	16		9	7:02,437 0:13,372	0:00,270	0:45,212	8	84,9 km/h 88,1 km/h
17	142	MUSTAFA, Dalvin	DEU	Gazmend Mustafa	DEU	IKCJ1173436 BEK1199671	Tony Kart / IAME / Vega	17		9	7:02,594 0:13,529	0:00,157	0:45,133	7	84,9 km/h 88,3 km/h
18	189	TOHUM, Arthur	DEU	Servet Tohum	DEU	IKCJ1160352 1201621	Tony Kart / TM / Vega	18		9	7:03,027 0:13,962	0:00,433	0:45,231	8	84,8 km/h 88,1 km/h
19	144	KARLSSON, William	SWE	Nika International	SWE	200510185879 222	Exprit / Vortex / Vega	19	5 sec.	9	7:04,839 0:15,774	0:01,812	0:45,399	8	84,4 km/h 87,8 km/h
20	155	INDERFURTH, Luca	DEU	RL-Competition.com	DEU	IKJ1174117 KBF1132168	CRG / TM / Vega	20		9	7:04,923 0:15,858	0:00,084	0:45,442	7	84,4 km/h 87,7 km/h
21	113	ANDRONACO, Vincent	DEU	Team Hemkemeyer	DEU	IKCJ1160869 KBF1079090	Intrepid / IAME / Vega	21	5 sec.	9	7:05,280 0:16,215	0:00,357	0:45,139	8	84,3 km/h 88,3 km/h
22	116	KRISTIANSEN, Marius	DNK	HK Motorsport	DNK	66433 81330	Kart Republic / IAME / Vega	22		9	7:09,373 0:20,308	0:04,093	0:45,568	7	83,5 km/h 87,5 km/h
23	129	SCIONTI, Enzo Riccardo	USA	Ward Racing	SWE	D 1845 SK 19 JR-C 102	Tony Kart / Vortex / Vega	23		9	7:30,458 0:41,393	0:21,085	0:44,990	7	79,6 km/h 88,6 km/h
24	121	LÜSCHER, Ekaterina	CHE	Innovate Competition	CHE	500305 500033	Exprit / IAME / Vega	24		3	2:28,551 6 R	6 R	0:46,677	3	80,5 km/h 85,4 km/h
25	152	SCHEEF, Emil	DNK	Speedsupply	DNK	66544 61513	Haase / IAME / Vega	25		3	2:29,035 6 R	0:00,484	0:46,684	2	80,2 km/h 85,4 km/h
26	137	BERGMAN, Calle	SWE	Ward Racing	SWE	200509023073 102	Tony Kart / Vortex / Vega	26		2	1:37,082 7 R	1 R	0:47,140	2	82,1 km/h 84,5 km/h

SiNr. 188,144,113 5 sec penalty Frontfaring

SiNr. 107 5 sec penalty forced an other kart out of the track

Rennleitung: Volker Ehekircher Racedirektor: Horst Seidel

Sportkommissare: Yasin Özer / Tobias Amann / Peter Brings / Florian Koziol


Techn. Kommissare: Hans-Jürgen Dangers / M. Grasshoff / C. Schmidt / J. Lawinger / D. Pietzko / H.-W. Schäfer / K.L. Ruszczynski / A. Sengpiel


Zeitnahme: KART-DATA timing service Franz Schieszler / Manuela Hintner

Zeitnahme / timekeeping

control   
Franz Schieszler

freigegeben: 15:46:12



**DEUTSCHE KART-MEISTERSCHAFT**

**Round 3: 12 - 14 / 07 / 2019**


**ERFTLANDRING KERPEN**

**DMSB**

DMSB-RegNr.:168/19

### R 5 DJKM (OK-Junior) Heat 2 A < > C

Fahrername Driver	De Haan Robert	Zilisch Connor	Tanggaard Emil	Gregor Daniel	Révész Levente	Probst Kaden	Olsen Elias	Rehm Maxim	Ried Lenny	Naudé Toni Kayla	Gröndahl Torben	Felbermayr Horst Felix
schnellste Runde in Runde	0:44,735 Rn. 6	0:44,852 Rn. 7	0:45,034 Rn. 8	0:44,843 Rn. 8	0:44,814 Rn. 9	0:44,856 Rn. 8	0:45,201 Rn. 8	0:45,309 Rn. 6	0:44,958 Rn. 8	0:44,814 Rn. 7	0:45,117 Rn. 7	0:45,226 Rn. 8
Speed	89,1 km/h	88,9 km/h	88,5 km/h	88,9 km/h	88,9 km/h	88,8 km/h	88,2 km/h	88,0 km/h	88,6 km/h	88,9 km/h	88,3 km/h	88,1 km/h
Lap 1	0:46,684	0:47,468	0:47,810	0:47,374	0:47,463	0:48,240	0:48,658	0:49,118	0:48,465	0:47,588	0:48,449	0:49,184
Lap 2	0:46,124	0:46,538	0:46,693	0:46,662	0:46,582	0:47,633	0:47,510	0:46,734	0:47,084	0:47,975	0:47,301	0:46,506
Lap 3	0:45,760	0:46,113	0:45,946	0:46,202	0:47,070	0:46,566	0:46,979	0:47,856	0:50,057	0:46,786	0:48,302	0:48,264
Lap 4	0:45,324	0:45,251	0:45,886	0:46,658	0:46,697	0:45,704	0:46,093	0:45,804	0:46,064	0:46,275	0:45,867	0:46,178
Lap 5	0:45,005	0:45,265	0:45,439	0:46,066	0:45,587	0:45,628	0:45,779	0:45,636	0:46,249	0:45,880	0:47,039	0:46,002
Lap 6	0:44,735	0:45,029	0:45,435	0:45,196	0:45,009	0:44,987	0:45,616	0:45,309	0:45,762	0:45,057	0:46,335	0:45,712
Lap 7	0:44,776	0:44,852	0:45,373	0:44,907	0:45,096	0:45,020	0:45,300	0:45,608	0:45,178	0:44,814	0:45,117	0:45,250
Lap 8	0:44,850	0:45,026	0:45,034	0:44,843	0:44,842	0:44,856	0:45,201	0:45,451	0:44,958	0:44,927	0:45,383	0:45,226
Lap 9	0:44,924	0:45,319	0:45,098	0:44,935	0:44,814	0:45,009	0:45,534	0:45,775	0:44,960	0:45,778	0:45,338	0:45,827






**DEUTSCHE KART-MEISTERSCHAFT**

**Round 3: 12 - 14 / 07 / 2019**

**ERFTLANDRING KERPEN**


**DMSB**





DMSB-RegNr.:168/19

### R 5 DJKM (OK-Junior) Heat 2 A < > C


Fahrername Driver	Nehmer Gino	Schmitz Marc	Pedersen Oscar	Rieberer Paul	Mustafa Dalvin	Tohum Arthur	Karlsson William	Inderfurth Luca	Andronaco Vincent	Kristiansen Marius	Scionti Enzo Riccardo	Lüscher Ekaterina
schnellste Runde in Runde	0:45,160 Rn. 5	0:44,926 Rn. 6	0:45,237 Rn. 7	0:45,212 Rn. 8	0:45,133 Rn. 7	0:45,231 Rn. 8	0:45,399 Rn. 8	0:45,442 Rn. 7	0:45,139 Rn. 8	0:45,568 Rn. 7	0:44,990 Rn. 7	0:46,677 Rn. 3
Speed	88,2 km/h	88,7 km/h	88,1 km/h	88,1 km/h	88,3 km/h	88,1 km/h	87,8 km/h	87,7 km/h	88,3 km/h	87,5 km/h	88,6 km/h	85,4 km/h
Lap 1	0:49,419	0:48,052	0:49,521	0:49,289	0:50,916	0:49,694	0:48,945	0:52,056	0:49,297	0:51,910	0:47,226	0:52,604
Lap 2	0:46,677	0:47,302	0:46,578	0:46,910	0:47,014	0:46,607	0:46,711	0:46,908	0:46,665	0:51,177	0:48,564	0:47,122
Lap 3	0:48,873	0:46,593	0:48,519	0:48,238	0:46,731	0:48,314	0:46,579	0:46,451	0:48,050	0:46,690	1:22,273	0:46,677
Lap 4	0:46,968	0:45,869	0:46,893	0:47,223	0:46,706	0:47,067	0:45,582	0:47,147	0:45,836	0:45,996	0:45,741	
Lap 5	0:45,160	0:45,597	0:45,920	0:45,855	0:45,929	0:45,906	0:46,523	0:46,026	0:45,898	0:45,957	0:45,505	
Lap 6	0:45,994	0:44,926	0:45,845	0:45,564	0:45,557	0:45,665	0:45,962	0:45,795	0:45,589	0:45,816	0:45,145	
Lap 7	0:45,177	0:44,937	0:45,237	0:45,422	0:45,133	0:45,733	0:45,696	0:45,442	0:45,400	0:45,568	0:44,990	
Lap 8	0:45,292	0:44,982	0:45,350	0:45,212	0:45,197	0:45,231	0:45,399	0:45,639	0:45,139	0:45,841	0:45,040	
Lap 9	0:45,526	0:46,604	0:45,311	0:45,390	0:45,372	0:45,263	0:45,817	0:45,644	0:45,605	0:46,484	0:45,042	



**DKM**  
DEUTSCHE KART-MEISTERSCHAFT

**DMSB**  
Round 3: 12 - 14 / 07 / 2019  
**ERFTLANDRING KERPEN**



DMSB-RegNr.:168/19

## R 5 DJKM (OK-Junior) Heat 2 A < > C

Fahrername Driver	Scheef Emil	Bergman Calle
schnellste Runde in Runde	0:46,684 Rn. 2	0:47,140 Rn. 2
Speed	85,4 km/h	84,5 km/h
Lap 1	0:51,989	0:48,241
Lap 2	<u>0:46,684</u>	<u>0:47,140</u>
Lap 3	0:46,731	
Lap 4		
Lap 5		
Lap 6		
Lap 7		
Lap 8		
Lap 9		






**DEUTSCHE KART-MEISTERSCHAFT**

**Round 3: 12 - 14 / 07 / 2019**

**ERFTLANDRING KERPEN**






DMSB-RegNr:168/19

## R 5 DJKM (OK-Junior) Heat 2 A < > C

Ziel		Sektion 1		Sektion 2		Sektion 3	
Fahrername	Zeit	Fahrername	Zeit	Fahrername	Zeit	Fahrername	Zeit
1 146 De Haan,Robert	0:44,735	175 Gregor,Daniel	0:13,272	139 Révész,Levente	0:19,707	107 Naudé,Toni Kayla	0:11,573
2 139 Révész,Levente	0:44,814	109 Probst,Kaden	0:13,292	175 Gregor,Daniel	0:19,760	146 De Haan,Robert	0:11,615
3 107 Naudé,Toni Kayla	0:44,814	146 De Haan,Robert	0:13,296	188 Schmitz,Marc	0:19,762	170 Zilisch,Connor	0:11,625
4 175 Gregor,Daniel	0:44,843	129 Scionti,Enzo Riccardo	0:13,309	109 Probst,Kaden	0:19,783	188 Schmitz,Marc	0:11,648
5 170 Zilisch,Connor	0:44,852	139 Révész,Levente	0:13,322	146 De Haan,Robert	0:19,790	175 Gregor,Daniel	0:11,658
6 109 Probst,Kaden	0:44,856	170 Zilisch,Connor	0:13,328	129 Scionti,Enzo Riccardo	0:19,795	109 Probst,Kaden	0:11,676
7 188 Schmitz,Marc	0:44,926	119 Tanggaard,Emil	0:13,345	115 Ried,Lenny	0:19,808	139 Révész,Levente	0:11,697
8 115 Ried,Lenny	0:44,958	115 Ried,Lenny	0:13,373	107 Naudé,Toni Kayla	0:19,816	112 Gröndahl,Torben	0:11,698
9 129 Scionti,Enzo Riccardo	0:44,990	107 Naudé,Toni Kayla	0:13,384	142 Mustafa,Dalvin	0:19,843	120 Felbermayr,Horst Felix	0:11,715
10 119 Tanggaard,Emil	0:45,034	188 Schmitz,Marc	0:13,397	170 Zilisch,Connor	0:19,857	115 Ried,Lenny	0:11,720
11 112 Gröndahl,Torben	0:45,117	112 Gröndahl,Torben	0:13,405	111 Rehm,Maxim	0:19,857	167 Nehmer,Gino	0:11,725
12 142 Mustafa,Dalvin	0:45,133	142 Mustafa,Dalvin	0:13,416	112 Gröndahl,Torben	0:19,879	129 Scionti,Enzo Riccardo	0:11,733
13 113 Andronaco,Vincent	0:45,139	136 Pedersen,Oscar	0:13,423	117 Olsen,Elias	0:19,882	113 Andronaco,Vincent	0:11,750
14 167 Nehmer,Gino	0:45,160	113 Andronaco,Vincent	0:13,427	136 Pedersen,Oscar	0:19,889	117 Olsen,Elias	0:11,752
15 117 Olsen,Elias	0:45,201	120 Felbermayr,Horst Felix	0:13,427	144 Karlsson,William	0:19,891	119 Tanggaard,Emil	0:11,756
16 141 Rieberer,Paul	0:45,212	189 Tohum,Arthur	0:13,434	141 Rieberer,Paul	0:19,900	189 Tohum,Arthur	0:11,760
17 120 Felbermayr,Horst Felix	0:45,226	141 Rieberer,Paul	0:13,435	189 Tohum,Arthur	0:19,905	142 Mustafa,Dalvin	0:11,769
18 189 Tohum,Arthur	0:45,231	116 Kristiansen,Marius	0:13,450	167 Nehmer,Gino	0:19,911	111 Rehm,Maxim	0:11,790
19 136 Pedersen,Oscar	0:45,237	167 Nehmer,Gino	0:13,461	119 Tanggaard,Emil	0:19,925	136 Pedersen,Oscar	0:11,822
20 111 Rehm,Maxim	0:45,309	117 Olsen,Elias	0:13,492	120 Felbermayr,Horst Felix	0:19,943	141 Rieberer,Paul	0:11,840
21 144 Karlsson,William	0:45,399	144 Karlsson,William	0:13,500	113 Andronaco,Vincent	0:19,962	155 Inderfurth,Luca	0:11,853
22 155 Inderfurth,Luca	0:45,442	111 Rehm,Maxim	0:13,549	155 Inderfurth,Luca	0:20,022	144 Karlsson,William	0:11,864
23 116 Kristiansen,Marius	0:45,568	155 Inderfurth,Luca	0:13,565	116 Kristiansen,Marius	0:20,116	116 Kristiansen,Marius	0:11,967
24 121 Lüscher,Ekaterina	0:46,677	137 Bergman,Calle	0:13,688	152 Scheef,Emil	0:20,400	137 Bergman,Calle	0:12,153
25 152 Scheef,Emil	0:46,684	121 Lüscher,Ekaterina	0:13,761	137 Bergman,Calle	0:20,401	152 Scheef,Emil	0:12,348
26 137 Bergman,Calle	0:47,140	152 Scheef,Emil	0:13,785	121 Lüscher,Ekaterina	0:20,459	121 Lüscher,Ekaterina	0:12,367





**DEUTSCHE KART-MEISTERSCHAFT**

**Round 3: 12 - 14 / 07 / 2019**

**ERFTLANDRING KERPEN**





DMSB-RegNr:168/19

**R 5 DJKM (DK-Junior) Heat 2 A < > C**

Die schnellsten Zeiten

Ort	Nr. Fahrername	Zeit	Streckenl.	Ø Speed
Ziel	146 De Haan,Robert	0:44,735	1107 m	89,1 km/h
Sektion 1	175 Gregor,Daniel	0:13,272	329 m	89,2 km/h
Sektion 2	139 Révész,Levente	0:19,707	475 m	86,8 km/h
Sektion 3	107 Naudé,Toni Kayla	0:11,573	303 m	94,3 km/h


	Smr.146 De Haan,Robert NLD ENERGY CORSE S.R.L. theoretisch mögliche Bestzeit 0:44,701	Smr.170 Zijsch,Connor USA Ward Racing theoretisch mögliche Bestzeit 0:44,810	Smr.119 Tanggaard,Emil DNK HK Motorsport theoretisch mögliche Bestzeit 0:45,026	Smr.175 Gregor,Daniel DEU Junior TEAM75 theoretisch mögliche Bestzeit 0:44,690	Smr.139 Révész,Levente HUN KR MOTORSPORT SRL theoretisch mögliche Bestzeit 0:44,726
best	Ziel Sektion 1 Sektion 2 Sektion 3 0:44,735 0:13,296 0:19,790 0:11,615	Ziel Sektion 1 Sektion 2 Sektion 3 0:44,852 0:13,328 0:19,857 0:11,625	Ziel Sektion 1 Sektion 2 Sektion 3 0:45,034 0:13,345 0:19,925 0:11,756	Ziel Sektion 1 Sektion 2 Sektion 3 0:44,843 0:13,272 0:19,760 0:11,658	Ziel Sektion 1 Sektion 2 Sektion 3 0:44,814 0:13,322 0:19,707 0:11,697
Runde 1	0:46,684 0:14,150 0:20,528 0:12,006	0:47,468 0:14,538 0:20,892 0:12,038	0:47,810 0:15,078 0:20,669 0:12,063	0:47,374 0:14,585 0:20,629 0:12,160	0:47,463 0:14,641 0:20,729 0:12,093
Runde 2	0:46,124 0:13,763 0:20,265 0:12,096	0:46,538 0:13,955 0:20,356 0:12,227	0:46,693 0:13,749 0:20,628 0:12,316	0:46,662 0:13,815 0:20,606 0:12,241	0:46,582 0:13,856 0:20,548 0:12,178
Runde 3	0:45,760 0:13,698 0:20,168 0:11,894	0:46,113 0:13,746 0:20,512 0:11,855	0:45,946 0:13,618 0:20,367 0:11,961	0:46,202 0:13,751 0:20,520 0:11,931	0:47,070 0:13,819 0:21,254 0:11,997
Runde 4	0:45,324 0:13,512 0:19,989 0:11,823	0:45,251 0:13,489 0:20,024 0:11,738	0:45,886 0:13,576 0:20,309 0:12,001	0:46,658 0:13,590 0:20,340 0:12,728	0:46,697 0:13,476 0:21,205 0:12,016
Runde 5	0:45,005 0:13,372 0:19,886 0:11,747	0:45,265 0:13,372 0:20,064 0:11,829	0:45,439 0:13,427 0:20,169 0:11,843	0:46,066 0:14,079 0:20,170 0:11,817	0:45,587 0:13,687 0:20,141 0:11,759
Runde 6	0:44,735 0:13,330 0:19,790 0:11,615	0:45,029 0:13,400 0:19,870 0:11,759	0:45,435 0:13,430 0:20,154 0:11,851	0:45,196 0:13,334 0:19,917 0:11,945	0:45,009 0:13,327 0:19,827 0:11,855
Runde 7	0:44,776 0:13,296 0:19,831 0:11,649	0:44,852 0:13,370 0:19,857 0:11,625	0:45,373 0:13,439 0:20,138 0:11,796	0:44,907 0:13,390 0:19,859 0:11,658	0:45,096 0:13,538 0:19,861 0:11,697
Runde 8	0:44,850 0:13,351 0:19,802 0:11,697	0:45,026 0:13,328 0:19,890 0:11,808	0:45,034 0:13,345 0:19,933 0:11,756	0:44,843 0:13,272 0:19,819 0:11,752	0:44,842 0:13,341 0:19,804 0:11,697
Runde 9	0:44,924 0:13,374 0:19,871 0:11,679	0:45,319 0:13,362 0:20,031 0:11,926	0:45,098 0:13,369 0:19,925 0:11,804	0:44,935 0:13,306 0:19,760 0:11,869	0:44,814 0:13,322 0:19,707 0:11,785

**DEUTSCHE KART-MEISTERSCHAFT**

**Round 3: 12 - 14 / 07 / 2019**

**ERFTLANDRING KERPEN**








DMSB-RegNr:168/19

**R 5 DJKM (OK-Junior) Heat 2 A < > C**

Die schnellsten Zeiten

Ort	Nr. Fahrername	Zeit	Streckenl.	Ø Speed
Ziel	146 De Haan,Robert	0:44,735	1107 m	89,1 km/h
Sektion 1	175 Gregor,Daniel	0:13,272	329 m	89,2 km/h
Sektion 2	139 Révész,Levente	0:19,707	475 m	86,8 km/h
Sektion 3	107 Naudé,Toni Kayla	0:11,573	303 m	94,3 km/h

Smr.109 Probst,Kaden NZL		Smr.107 Naudé,Toni Kayla CHE		Smr.188 Schmitz,Marc DEU		Smr.117 Olsen,Elias DNK		Smr.144 Karlsson,William SWE												
Darren Probst		Innovate Competition		Maxim Racing Sport		HK Motorsport		Nika International												
theoretisch mögliche Bestzeit 0:44,751		theoretisch mögliche Bestzeit 0:44,773		theoretisch mögliche Bestzeit 0:44,807		theoretisch mögliche Bestzeit 0:45,126		theoretisch mögliche Bestzeit 0:45,255												
Ziel	Sektion 3	Ziel	Sektion 1	Sektion 2	Sektion 3	Ziel	Sektion 1	Sektion 2	Sektion 3											
best	0:44,856	0:13,292	0:19,783	0:11,676	0:44,814	0:13,384	0:19,816	0:11,573	0:44,926	0:13,397	0:19,762	0:11,648	0:45,201	0:13,492	0:19,882	0:11,752	0:45,399	0:13,500	0:19,891	0:11,864
Runde 1	0:48,240	0:14,936	0:21,151	0:12,153	0:47,588	0:14,835	0:20,706	0:12,047	0:48,052	0:14,821	0:20,938	0:12,293	0:48,658	0:15,343	0:20,954	0:12,361	0:48,945	0:15,183	0:21,621	0:12,141
Runde 2	0:47,633	0:14,256	0:20,536	0:12,841	0:47,975	0:14,446	0:20,536	0:12,993	0:47,302	0:13,951	0:20,449	0:12,902	0:47,510	0:13,767	0:20,434	0:13,309	0:46,711	0:13,590	0:20,095	0:13,026
Runde 3	0:46,566	0:14,102	0:20,544	0:11,920	0:46,786	0:14,337	0:20,408	0:12,041	0:46,593	0:14,156	0:20,478	0:11,959	0:46,979	0:14,341	0:20,451	0:12,187	0:46,579	0:14,010	0:20,488	0:12,081
Runde 4	0:45,704	0:13,525	0:20,199	0:11,980	0:46,275	0:13,673	0:20,453	0:12,149	0:45,869	0:13,534	0:20,220	0:12,115	0:46,093	0:13,723	0:20,429	0:11,941	0:45,582	0:13,500	0:20,139	0:11,943
Runde 5	0:45,628	0:13,683	0:20,177	0:11,768	0:45,880	0:14,045	0:20,090	0:11,745	0:45,597	0:13,758	0:20,108	0:11,731	0:45,779	0:13,613	0:20,297	0:11,869	0:46,523	0:13,857	0:20,078	0:12,588
Runde 6	0:44,987	0:13,390	0:19,921	0:11,676	0:45,057	0:13,504	0:19,979	0:11,574	0:44,926	0:13,452	0:19,826	0:11,648	0:45,616	0:13,720	0:20,095	0:11,801	0:45,962	0:14,036	0:20,062	0:11,864
Runde 7	0:45,020	0:13,344	0:19,862	0:11,814	0:44,814	0:13,384	0:19,816	0:11,614	0:44,937	0:13,397	0:19,762	0:11,778	0:45,300	0:13,597	0:19,951	0:11,752	0:45,696	0:13,510	0:19,970	0:12,216
Runde 8	0:44,856	0:13,292	0:19,783	0:11,781	0:44,927	0:13,475	0:19,879	0:11,573	0:44,982	0:13,399	0:19,916	0:11,667	0:45,201	0:13,492	0:19,903	0:11,806	0:45,399	0:13,589	0:19,891	0:11,919
Runde 9	0:45,009	0:13,352	0:19,959	0:11,698	0:45,778	0:13,511	0:20,510	0:11,757	0:46,604	0:13,592	0:20,849	0:12,163	0:45,534	0:13,563	0:19,882	0:12,089	0:45,817	0:13,731	0:20,202	0:11,884

**Round 3: 12 - 14 / 07 / 2019**

**ERFTLANDRING KERPEN**

**DEUTSCHE KART-MEISTERSCHAFT**





DMSB-RegNr:168/19

**R 5 DJKM (OK-Junior) Heat 2 A < > C**

Die schnellsten Zeiten

Ort	Nr. Fahrername	Zeit	Streckenl.	Ø Speed
Ziel	146 De Haan,Robert	0:44,735	1107 m	89,1 km/h
Sektion 1	175 Gregor,Daniel	0:13,272	329 m	89,2 km/h
Sektion 2	139 Révész,Levente	0:19,707	475 m	86,8 km/h
Sektion 3	107 Naudé,Toni Kayla	0:11,573	303 m	94,3 km/h

	Smr.111 Rehm,Maxim DEU Rehm Racing			Smr.113 Andronaco,Vincent DEU Team Hemkemeyer			Smr.115 Ried,Lenny DEU Solgat Motorsport			Smr.112 Gründahl,Torben DEU Team Hemkemeyer			Smr.120 Felbermayr,Horst Felix AUT Solgat Motorsport							
	theoretisch mögliche Bestzeit	Ziel	Sektion 3	theoretisch mögliche Bestzeit	Ziel	Sektion 3	theoretisch mögliche Bestzeit	Ziel	Sektion 3	theoretisch mögliche Bestzeit	Ziel	Sektion 3	theoretisch mögliche Bestzeit	Ziel	Sektion 3					
best	0:45,309	0:13,549	0:19,857	0:11,790	0:45,309	0:13,549	0:19,857	0:11,790	0:45,139	0:13,427	0:19,962	0:11,750	0:45,117	0:13,405	0:19,879	0:11,698	0:45,226	0:13,427	0:19,943	0:11,715
Runde 1	0:49,118	0:15,208	0:21,676	0:12,234	0:49,297	0:15,250	0:21,717	0:12,330	0:48,465	0:15,261	0:20,972	0:12,232	0:48,449	0:14,944	0:21,231	0:12,274	0:49,184	0:14,990	0:22,131	0:12,063
Runde 2	0:46,734	0:13,769	0:20,298	0:12,667	0:46,665	0:13,642	0:20,261	0:12,762	0:47,084	0:13,721	0:20,357	0:13,006	0:47,301	0:13,814	0:20,353	0:13,134	0:46,506	0:13,824	0:20,431	0:12,251
Runde 3	0:47,856	0:14,333	0:21,285	0:12,238	0:48,050	0:14,431	0:21,205	0:12,414	0:50,057	0:14,263	0:22,703	0:13,091	0:48,302	0:14,493	0:21,507	0:12,302	0:48,264	0:14,176	0:21,037	0:13,051
Runde 4	0:45,804	0:13,731	0:20,245	0:11,828	0:45,836	0:13,571	0:20,446	0:11,819	0:46,064	0:13,782	0:20,357	0:11,925	0:45,867	0:13,696	0:20,210	0:11,961	0:46,178	0:13,843	0:20,442	0:11,893
Runde 5	0:45,636	0:13,667	0:20,084	0:11,885	0:45,898	0:13,742	0:20,373	0:11,783	0:46,249	0:13,556	0:20,731	0:11,962	0:47,039	0:13,855	0:21,183	0:12,001	0:46,002	0:13,797	0:20,242	0:11,963
Runde 6	0:45,309	0:13,549	0:19,970	0:11,790	0:45,589	0:13,519	0:20,296	0:11,774	0:45,762	0:13,789	0:20,188	0:11,785	0:46,335	0:14,298	0:20,278	0:11,759	0:45,712	0:13,608	0:20,389	0:11,715
Runde 7	0:45,608	0:13,597	0:20,000	0:12,011	0:45,400	0:13,452	0:20,193	0:11,755	0:45,178	0:13,464	0:19,941	0:11,773	0:45,117	0:13,472	0:19,879	0:11,766	0:45,250	0:13,427	0:20,070	0:11,753
Runde 8	0:45,451	0:13,675	0:19,857	0:11,919	0:45,139	0:13,427	0:19,962	0:11,750	0:44,958	0:13,430	0:19,808	0:11,720	0:45,383	0:13,593	0:20,092	0:11,698	0:45,226	0:13,498	0:19,943	0:11,785
Runde 9	0:45,775	0:13,619	0:20,232	0:11,924	0:45,605	0:13,452	0:20,056	0:12,097	0:44,960	0:13,373	0:19,826	0:11,761	0:45,338	0:13,405	0:20,013	0:11,920	0:45,827	0:13,489	0:20,237	0:12,101

**DEUTSCHE KART-MEISTERSCHAFT**

**Round 3: 12 - 14 / 07 / 2019**

**ERFTLANDRING KERPEN**





DMSB-RegNr:168/19

**R 5 DJKM (OK-Junior) Heat 2 A < > C**

Die schnellsten Zeiten

Ort	Nr. Fahrername	Zeit	Streckenl.	Ø Speed
Ziel	146 De Haan,Robert	0:44,735	1107 m	89,1 km/h
Sektion 1	175 Gregor,Daniel	0:13,272	329 m	89,2 km/h
Sektion 2	139 Révész,Levente	0:19,707	475 m	86,8 km/h
Sektion 3	107 Naudé,Toni Kayla	0:11,573	303 m	94,3 km/h

	Smr.167 Nehmer,Gino DEU Millennium Racing Team theoretisch mögliche Bestzeit 0:45,097	Smr.136 Pedersen,Oscar SWE Bamberger Karttracing theoretisch mögliche Bestzeit 0:45,134	Smr.141 Rieberer,Paul AUT Hold Maranello Racing Team theoretisch mögliche Bestzeit 0:45,175	Smr.142 Mustafa,Dalvin DEU Gazmend Mustafa theoretisch mögliche Bestzeit 0:45,028	Smr.189 Tohum,Arthur DEU Servet Tohum theoretisch mögliche Bestzeit 0:45,099
best	Ziel Sektion 1 Sektion 2 Sektion 3 0:45,160 0:13,461 0:19,911 0:11,725	Ziel Sektion 1 Sektion 2 Sektion 3 0:45,237 0:13,423 0:19,889 0:11,822	Ziel Sektion 1 Sektion 2 Sektion 3 0:45,212 0:13,435 0:19,900 0:11,840	Ziel Sektion 1 Sektion 2 Sektion 3 0:45,133 0:13,416 0:19,843 0:11,769	Ziel Sektion 1 Sektion 2 Sektion 3 0:45,231 0:13,434 0:19,905 0:11,760
Runde 1	0:49,419 0:15,334 0:21,695 0:12,390	0:49,521 0:15,330 0:21,777 0:12,414	0:49,289 0:15,096 0:21,846 0:12,347	0:50,916 0:15,101 0:22,294 0:13,521	0:49,694 0:15,052 0:22,324 0:12,318
Runde 2	0:46,677 0:13,659 0:20,167 0:12,851	0:46,578 0:13,879 0:20,315 0:12,384	0:46,910 0:14,004 0:20,599 0:12,307	0:47,014 0:13,915 0:20,827 0:12,272	0:46,607 0:13,957 0:20,614 0:12,036
Runde 3	0:48,873 0:14,804 0:21,061 0:13,008	0:48,519 0:14,407 0:21,061 0:13,051	0:48,238 0:14,211 0:20,966 0:13,061	0:46,731 0:13,872 0:20,450 0:12,409	0:48,314 0:14,191 0:20,911 0:13,212
Runde 4	0:46,968 0:13,995 0:20,688 0:12,285	0:46,893 0:14,176 0:20,635 0:12,082	0:47,223 0:14,312 0:20,583 0:12,328	0:46,706 0:13,755 0:20,602 0:12,349	0:47,067 0:14,010 0:20,651 0:12,406
Runde 5	0:45,160 0:13,482 0:19,926 0:11,752	0:45,920 0:13,660 0:20,422 0:11,838	0:45,855 0:13,776 0:20,105 0:11,974	0:45,929 0:13,646 0:20,332 0:11,951	0:45,906 0:13,694 0:20,283 0:11,929
Runde 6	0:45,994 0:13,918 0:20,244 0:11,832	0:45,845 0:13,679 0:20,267 0:11,899	0:45,564 0:13,555 0:20,169 0:11,840	0:45,557 0:13,604 0:20,120 0:11,833	0:45,665 0:13,721 0:20,067 0:11,877
Runde 7	0:45,177 0:13,461 0:19,911 0:11,805	0:45,237 0:13,423 0:19,889 0:11,925	0:45,422 0:13,516 0:19,945 0:11,961	0:45,133 0:13,521 0:19,843 0:11,769	0:45,733 0:13,873 0:20,083 0:11,827
Runde 8	0:45,292 0:13,566 0:20,001 0:11,725	0:45,350 0:13,443 0:20,016 0:11,891	0:45,212 0:13,453 0:19,900 0:11,859	0:45,197 0:13,433 0:19,974 0:11,790	0:45,231 0:13,510 0:19,961 0:11,760
Runde 9	0:45,526 0:13,495 0:19,925 0:12,106	0:45,311 0:13,460 0:20,029 0:11,822	0:45,390 0:13,435 0:20,030 0:11,925	0:45,372 0:13,416 0:20,076 0:11,880	0:45,263 0:13,434 0:19,905 0:11,924

**DEUTSCHE KART-MEISTERSCHAFT**

**Round 3: 12 - 14 / 07 / 2019**

**ERFTLANDRING KERPEN**


DMSB-RegNr:168/19

**R 5 DJKM (OK-Junior) Heat 2 A < > C**


Die schnellsten Zeiten

Ort	Nr. Fahrername	Zeit	Streckenl.	Ø Speed
Ziel	146 De Haan,Robert	0:44,735	1107 m	89,1 km/h
Sektion 1	175 Gregor,Daniel	0:13,272	329 m	89,2 km/h
Sektion 2	139 Révész,Levente	0:19,707	475 m	86,8 km/h
Sektion 3	107 Naudé,Toni Kayla	0:11,573	303 m	94,3 km/h

	Smr.155 Inderfurth, Luca DEU RL-Competition.com			Smr.116 Kristiansen,Marius DNK HK Motorsport			Smr.129 Sciomti,Enzo Riccardo USA Ward Racing			Smr.121 Lüscher,Ekaterina CHE Innovate Competition			Smr.152 Scheef,Emil DNK Speedsupply			
	theoretisch mögliche Bestzeit	Ziel	Sektion 3	theoretisch mögliche Bestzeit	Ziel	Sektion 3	theoretisch mögliche Bestzeit	Ziel	Sektion 3	theoretisch mögliche Bestzeit	Ziel	Sektion 3	theoretisch mögliche Bestzeit	Ziel	Sektion 3	
best	0:45,442	0:13,565	0:20,022	0:11,853	0:45,568	0:13,450	0:20,116	0:11,967	0:44,990	0:13,309	0:19,795	0:11,733	0:46,677	0:13,761	0:20,459	0:12,367
Runde 1	0:52,056	0:15,469	0:22,269	0:14,318	0:51,910	0:15,147	0:22,139	0:14,624	0:47,226	0:14,558	0:20,597	0:12,071	0:52,604	0:15,528	0:21,925	0:15,151
Runde 2	0:46,908	0:14,424	0:20,485	0:11,999	0:51,177	0:17,582	0:21,181	0:12,414	0:48,564	0:14,001	0:20,407	0:14,156	0:47,122	0:13,966	0:20,778	0:12,378
Runde 3	0:46,451	0:13,825	0:20,541	0:12,085	0:46,690	0:13,797	0:20,574	0:12,319	1:22,273	0:49,560	0:20,506	0:12,207	0:46,677	0:13,851	0:20,459	0:12,367
Runde 4	0:47,147	0:13,894	0:21,331	0:11,922	0:45,996	0:13,574	0:20,344	0:12,078	0:45,741	0:13,571	0:20,170	0:12,000	0:46,677	0:13,851	0:20,459	0:12,367
Runde 5	0:46,026	0:13,651	0:20,371	0:12,004	0:45,957	0:13,494	0:20,308	0:12,155	0:45,505	0:13,426	0:20,132	0:11,947	0:46,677	0:13,851	0:20,459	0:12,367
Runde 6	0:45,795	0:13,669	0:20,156	0:11,970	0:45,816	0:13,452	0:20,397	0:11,967	0:45,145	0:13,344	0:19,947	0:11,854	0:46,677	0:13,851	0:20,459	0:12,367
Runde 7	0:45,442	0:13,565	0:20,022	0:11,855	0:45,568	0:13,450	0:20,116	0:12,002	0:44,990	0:13,348	0:19,909	0:11,733	0:46,677	0:13,851	0:20,459	0:12,367
Runde 8	0:45,639	0:13,660	0:20,126	0:11,853	0:45,841	0:13,461	0:20,351	0:12,029	0:45,040	0:13,309	0:19,942	0:11,789	0:46,677	0:13,851	0:20,459	0:12,367
Runde 9	0:45,644	0:13,609	0:20,029	0:12,006	0:46,484	0:13,979	0:20,319	0:12,186	0:45,042	0:13,379	0:19,795	0:11,868	0:46,677	0:13,851	0:20,459	0:12,367







**Round 3: 12 - 14 / 07 / 2019**

**ERFTLANDRING KERPEN**

**DEUTSCHE KART-MEISTERSCHAFT**

DMSB-RegNr:168/19

**R 5 DJKM (OK-Junior) Heat 2 A < > C**

Die schnellsten Zeiten

Ort	Nr. Fahrername	Zeit	Streckenl.	Ø Speed
Ziel	146 De Haan,Robert	0:44,735	1107 m	89,1 km/h
Sektion 1	175 Gregor,Daniel	0:13,272	329 m	89,2 km/h
Sektion 2	139 Révész,Levente	0:19,707	475 m	86,8 km/h
Sektion 3	107 Naudé,Toni Kayla	0:11,573	303 m	94,3 km/h


Snr.137 Bergman,Calle  
SWE

Ward Racing

theoretisch mögliche Bestzeit 0:46,242

best	Ziel	Sektion 1	Sektion 2	Sektion 3
Runde 1	0:48,241	0:14,997	0:21,091	0:12,153
Runde 2	0:47,140	0:13,688	0:20,401	0:13,051
Runde 3				

	Ziel	Sektion 1	Sektion 2	Sektion 3	Ziel	Sektion 1	Sektion 2	Sektion 3	Ziel	Sektion 1	Sektion 2	Sektion 3	Ziel	Sektion 1	Sektion 2	Sektion 3	


**DEUTSCHE KART-MEISTERSCHAFT**





**Round 3: 12 - 14 / 07 / 2019**

**ERFTLANDRING KERPEN**

DMSB-RegNr: 168/19

## R 1 DJKM (OK-Junior) Heat 1 B < > C



Ziel		Sektion 1		Sektion 2		Sektion 3	
Fahrername	Zeit	Fahrername	Zeit	Fahrername	Zeit	Fahrername	Zeit
1 122 Ho,Christian	0:58,232	122 Ho,Christian	0:16,856	175 Gregor,Daniel	0:25,441	132 Leistra,Luca	0:15,490
2 175 Gregor,Daniel	0:58,262	107 Naudé,Toni Kayla	0:17,016	124 Jakobsen,Mathias Bjerre	0:25,492	175 Gregor,Daniel	0:15,513
3 132 Leistra,Luca	0:58,345	132 Leistra,Luca	0:17,067	116 Kristiansen,Marius	0:25,525	122 Ho,Christian	0:15,529
4 174 Ducoffre,Paul	0:58,595	175 Gregor,Daniel	0:17,103	132 Leistra,Luca	0:25,564	129 Scionti,Enzo Riccardo	0:15,552
5 106 Bergmeister,Jakob	0:58,613	106 Bergmeister,Jakob	0:17,164	106 Bergmeister,Jakob	0:25,581	108 Rauer,Fabio	0:15,573
6 107 Naudé,Toni Kayla	0:58,670	174 Ducoffre,Paul	0:17,264	129 Scionti,Enzo Riccardo	0:25,623	174 Ducoffre,Paul	0:15,578
7 124 Jakobsen,Mathias Bjerre	0:58,884	129 Scionti,Enzo Riccardo	0:17,279	128 Jaromin,David	0:25,664	107 Naudé,Toni Kayla	0:15,625
8 128 Jaromin,David	0:58,938	124 Jakobsen,Mathias Bjerre	0:17,308	108 Rauer,Fabio	0:25,667	113 Andronaco,Vincent	0:15,694
9 188 Schmitz,Marc	0:58,968	128 Jaromin,David	0:17,320	122 Ho,Christian	0:25,694	152 Scheef,Emil	0:15,697
10 108 Rauer,Fabio	0:58,970	188 Schmitz,Marc	0:17,329	188 Schmitz,Marc	0:25,694	128 Jaromin,David	0:15,708
11 113 Andronaco,Vincent	0:59,022	171 Inthraphuvasak,Tasanap	0:17,334	107 Naudé,Toni Kayla	0:25,708	106 Bergmeister,Jakob	0:15,795
12 129 Scionti,Enzo Riccardo	0:59,040	108 Rauer,Fabio	0:17,400	174 Ducoffre,Paul	0:25,745	111 Rehm,Maxim	0:15,804
13 171 Inthraphuvasak,Tasanap	0:59,154	138 Quondamcarlo,Manuel	0:17,411	113 Andronaco,Vincent	0:25,784	189 Tohum,Arthur	0:15,839
14 111 Rehm,Maxim	0:59,453	113 Andronaco,Vincent	0:17,412	118 Terkildsen,Magnus	0:25,787	171 Inthraphuvasak,Tasanap	0:15,852
15 136 Pedersen,Oscar	0:59,529	115 Ried,Lenny	0:17,466	152 Scheef,Emil	0:25,795	115 Ried,Lenny	0:15,863
16 118 Terkildsen,Magnus	0:59,544	118 Terkildsen,Magnus	0:17,521	171 Inthraphuvasak,Tasanap	0:25,830	120 Felbermayr,Horst Felix	0:15,875
17 116 Kristiansen,Marius	0:59,597	120 Felbermayr,Horst Felix	0:17,522	111 Rehm,Maxim	0:25,893	188 Schmitz,Marc	0:15,878
18 125 Julius-Bernhart,Jannik	0:59,640	136 Pedersen,Oscar	0:17,546	136 Pedersen,Oscar	0:25,938	118 Terkildsen,Magnus	0:15,950
19 115 Ried,Lenny	0:59,716	125 Julius-Bernhart,Jannik	0:17,580	114 Magnussen,Mickey	0:25,947	124 Jakobsen,Mathias Bjerre	0:15,959
20 152 Scheef,Emil	0:59,745	116 Kristiansen,Marius	0:17,599	181 Ouziel,Andrey	0:26,012	114 Magnussen,Mickey	0:15,983
21 120 Felbermayr,Horst Felix	0:59,891	152 Scheef,Emil	0:17,606	125 Julius-Bernhart,Jannik	0:26,044	116 Kristiansen,Marius	0:16,009
22 114 Magnussen,Mickey	0:59,914	114 Magnussen,Mickey	0:17,617	138 Quondamcarlo,Manuel	0:26,067	125 Julius-Bernhart,Jannik	0:16,016
23 189 Tohum,Arthur	0:59,929	181 Ouziel,Andrey	0:17,641	189 Tohum,Arthur	0:26,080	136 Pedersen,Oscar	0:16,045
24 138 Quondamcarlo,Manuel	0:59,977	111 Rehm,Maxim	0:17,689	120 Felbermayr,Horst Felix	0:26,181	138 Quondamcarlo,Manuel	0:16,076
25 181 Ouziel,Andrey	1:00,228	189 Tohum,Arthur	0:17,829	115 Ried,Lenny	0:26,267	181 Ouziel,Andrey	0:16,247
26 117 Olsen,Elias	1:02,204	117 Olsen,Elias	0:18,083	117 Olsen,Elias	0:27,050	117 Olsen,Elias	0:16,702

**DEUTSCHE KART-MEISTERSCHAFT**

**Round 3: 12 - 14 / 07 / 2019**

**ERFTLANDRING KERPEN**

DMSB-RegNr:168/19





**R 1 DJKM (OK-Junior) Heat 1 B <> C**

Die schnellsten Zeiten

Ort	Nr. Fahrername	Zeit	Streckenl.	Ø Speed
Ziel	122 Ho,Christian	0:58,232	1107 m	68,4 km/h
Sektion 1	122 Ho,Christian	0:16,856	329 m	70,3 km/h
Sektion 2	175 Gregor,Daniel	0:25,441	475 m	67,2 km/h
Sektion 3	132 Leistra,Luca	0:15,490	303 m	70,4 km/h

	Smr.132 Leistra,Luca BEL			Smr.106 Bergmeister,Jakob DEU			Smr.107 Nouris,Toni Kayla CHE			Smr.129 Scionti,Enzo Riccardo USA			Smr.122 Ho,Christian SGP							
	theoretisch mögliche Bestzeit	Ziel	Sektion 3	theoretisch mögliche Bestzeit	Ziel	Sektion 3	theoretisch mögliche Bestzeit	Ziel	Sektion 3	theoretisch mögliche Bestzeit	Ziel	Sektion 3	theoretisch mögliche Bestzeit	Ziel	Sektion 3					
best	0:58,345	0:17,067	0:25,564	0:15,490	0:58,613	0:17,164	0:25,581	0:15,795	0:58,670	0:17,016	0:25,708	0:15,625	0:59,040	0:17,279	0:25,623	0:15,552	0:58,232	0:16,856	0:25,694	0:15,529
Runde 1	0:59,427	0:17,843	0:25,786	0:15,798	0:59,073	0:17,363	0:25,635	0:16,075	1:01,486	0:18,542	0:26,697	0:16,247	1:00,617	0:18,154	0:26,608	0:15,855	1:01,679	0:18,336	0:27,012	0:16,331
Runde 2	0:59,389	0:17,707	0:25,848	0:15,834	0:59,476	0:17,601	0:25,886	0:15,989	0:59,412	0:17,680	0:25,708	0:16,024	0:59,239	0:17,716	0:25,787	0:15,736	1:00,619	0:18,059	0:26,540	0:16,020
Runde 3	0:59,099	0:17,353	0:25,754	0:15,992	0:59,144	0:17,310	0:25,914	0:15,920	0:58,917	0:17,392	0:25,750	0:15,775	0:59,112	0:17,584	0:25,623	0:15,905	0:59,570	0:17,373	0:26,280	0:15,917
Runde 4	0:58,778	0:17,475	0:25,651	0:15,652	0:58,971	0:17,340	0:25,770	0:15,861	0:58,758	0:17,366	0:25,767	0:15,625	0:59,054	0:17,626	0:25,644	0:15,784	0:59,030	0:17,259	0:25,952	0:15,819
Runde 5	0:59,037	0:17,571	0:25,669	0:15,797	0:59,228	0:17,236	0:26,117	0:15,875	0:58,948	0:17,330	0:25,739	0:15,879	0:59,559	0:17,685	0:25,843	0:16,031	0:58,844	0:17,144	0:25,937	0:15,763
Runde 6	1:00,048	0:17,855	0:26,703	0:15,490	1:00,529	0:17,621	0:27,113	0:15,795	0:59,137	0:17,516	0:25,935	0:15,686	0:59,852	0:17,793	0:26,345	0:15,714	0:59,072	0:17,183	0:26,360	0:15,529
Runde 7	0:58,939	0:17,281	0:26,052	0:15,606	0:58,968	0:17,384	0:25,705	0:15,879	0:58,906	0:17,137	0:25,806	0:15,963	0:59,040	0:17,279	0:26,209	0:15,552	0:58,460	0:16,869	0:25,713	0:15,878
Runde 8	0:58,543	0:17,086	0:25,748	0:15,709	0:58,613	0:17,164	0:25,631	0:15,818	0:59,093	0:17,214	0:25,801	0:16,078	0:59,348	0:17,325	0:26,051	0:15,972	0:58,232	0:16,856	0:25,743	0:15,633
Runde 9	0:58,345	0:17,067	0:25,564	0:15,714	0:58,816	0:17,185	0:25,581	0:16,050	0:58,670	0:17,016	0:25,740	0:15,914	0:59,043	0:17,439	0:25,733	0:15,871	0:59,195	0:17,226	0:25,694	0:16,275



**DEUTSCHE KART-MEISTERSCHAFT**

**Round 3: 12 - 14 / 07 / 2019**

**ERFTLANDRING KERPEN**






DMSB-RegNr:168/19

**R 1 DJKM (OK-Junior) Heat 1 B < > C**

Die schnellsten Zeiten

Ort	Nr. Fahrername	Zeit	Streckenl.	Ø Speed
Ziel	122 Ho,Christian	0:58,232	1107 m	68,4 km/h
Sektion 1	122 Ho,Christian	0:16,856	329 m	70,3 km/h
Sektion 2	175 Gregor,Daniel	0:25,441	475 m	67,2 km/h
Sektion 3	132 Leistra,Luca	0:15,490	303 m	70,4 km/h

	Snr. 175 Gregor,Daniel DEU Junior TEAM75			Snr. 171 Inthraphuwasak,Tasnapol THA KR MOTORSPORT SRL			Snr. 113 Andronaco,Vincent DEU Team Hemkemeyer			Snr. 108 Rauer,Fabio DEU RS Schumacher Racing Team			Snr. 128 Jaromin,David DEU SRP Racing Team							
	theoretisch mögliche Bestzeit	Ziel	Sektion 3	theoretisch mögliche Bestzeit	Ziel	Sektion 3	theoretisch mögliche Bestzeit	Ziel	Sektion 3	theoretisch mögliche Bestzeit	Ziel	Sektion 3	theoretisch mögliche Bestzeit	Ziel	Sektion 3					
best	0:58,262	0:17,103	0:25,441	0:15,513	0:59,154	0:17,334	0:25,830	0:15,852	0:59,022	0:17,412	0:25,784	0:15,694	0:58,970	0:17,400	0:25,667	0:15,573	0:58,938	0:17,320	0:25,664	0:15,708
Runde 1	1:02,578	0:18,195	0:28,258	0:16,075	1:01,489	0:18,255	0:26,486	0:16,748	1:03,166	0:19,071	0:27,590	0:16,505	1:02,058	0:18,617	0:27,091	0:16,350	1:02,560	0:19,011	0:27,190	0:16,359
Runde 2	1:00,390	0:17,980	0:26,326	0:16,084	1:00,244	0:18,017	0:26,236	0:15,991	1:00,531	0:17,890	0:26,667	0:15,974	1:00,770	0:18,265	0:26,491	0:16,014	1:00,720	0:18,080	0:26,234	0:16,406
Runde 3	0:59,682	0:17,335	0:26,308	0:16,039	1:00,074	0:17,635	0:26,520	0:15,919	0:59,485	0:17,684	0:26,091	0:15,710	0:59,708	0:17,593	0:26,320	0:15,795	1:00,146	0:17,637	0:26,104	0:16,405
Runde 4	1:00,607	0:17,855	0:26,750	0:16,002	0:59,275	0:17,334	0:25,887	0:16,054	0:59,568	0:17,668	0:26,203	0:15,697	0:59,822	0:17,893	0:26,088	0:15,841	0:59,372	0:17,717	0:25,801	0:15,854
Runde 5	0:59,486	0:17,293	0:25,995	0:16,198	0:59,331	0:17,352	0:25,959	0:16,020	0:59,609	0:17,814	0:26,065	0:15,730	0:59,800	0:17,976	0:25,849	0:15,975	0:58,938	0:17,320	0:25,869	0:15,749
Runde 6	0:59,659	0:17,309	0:26,308	0:16,042	0:59,835	0:17,381	0:26,602	0:15,852	0:59,681	0:17,927	0:26,060	0:15,694	1:00,163	0:18,207	0:26,159	0:15,797	0:59,691	0:17,763	0:25,904	0:16,024
Runde 7	0:58,701	0:17,409	0:25,441	0:15,851	1:00,033	0:17,479	0:25,958	0:16,596	0:59,232	0:17,596	0:25,784	0:15,852	0:59,351	0:17,816	0:25,962	0:15,573	0:58,997	0:17,569	0:25,720	0:15,708
Runde 8	0:58,889	0:17,103	0:25,942	0:15,844	0:59,154	0:17,379	0:25,830	0:15,945	0:59,201	0:17,492	0:25,990	0:15,719	0:59,196	0:17,557	0:25,904	0:15,735	0:59,002	0:17,358	0:25,664	0:15,980
Runde 9	0:58,262	0:17,237	0:25,512	0:15,513	0:59,699	0:17,786	0:25,845	0:16,068	0:59,022	0:17,412	0:25,829	0:15,781	0:58,970	0:17,400	0:25,667	0:15,903	0:59,845	0:17,469	0:26,003	0:16,373

**Round 3: 12 - 14 / 07 / 2019**

**ERFTLANDRING KERPEN**

**DEUTSCHE KART-MEISTERSCHAFT**





DMSB-RegNr:168/19

**R 1 DJKM (OK-Junior) Heat 1 B <> C**

Die schnellsten Zeiten

Ort	Nr. Fahrername	Zeit	Streckenl.	Ø Speed
Ziel	122 Ho,Christian	0:58,232	1107 m	68,4 km/h
Sektion 1	122 Ho,Christian	0:16,856	329 m	70,3 km/h
Sektion 2	175 Gregor,Daniel	0:25,441	475 m	67,2 km/h
Sektion 3	132 Leistra,Luca	0:15,490	303 m	70,4 km/h


	Smr.174 Duocoffre,Paul DEU CRG Keijzer racing			Smr.124 Jakobsen,Mathias Bjerre DNK TK Racing			Smr.152 Scheef,Emil DNK Speedsupply			Smr.189 Tohum,Arthur DEU Servet Tohum			Smr.118 Terkildsen,Magnus DNK HK Motorsport							
	theoretisch mögliche Bestzeit	Ziel	Sektion 3	theoretisch mögliche Bestzeit	Ziel	Sektion 3	theoretisch mögliche Bestzeit	Ziel	Sektion 3	theoretisch mögliche Bestzeit	Ziel	Sektion 3	theoretisch mögliche Bestzeit	Ziel	Sektion 3					
best	0:58,595	0:17,264	0:25,745	0:15,578	0:58,884	0:17,308	0:25,492	0:15,959	0:59,745	0:17,606	0:25,795	0:15,697	0:59,929	0:17,829	0:26,080	0:15,839	0:59,544	0:17,521	0:25,787	0:15,950
Runde 1	1:02,239	0:18,382	0:27,441	0:16,416	1:01,845	0:18,540	0:26,831	0:16,474	1:02,324	0:18,821	0:27,195	0:16,308	1:02,702	0:18,738	0:27,592	0:16,372	1:03,103	0:19,069	0:27,306	0:16,728
Runde 2	1:00,512	0:18,045	0:26,535	0:15,932	1:00,748	0:18,229	0:26,300	0:16,219	1:00,890	0:18,103	0:26,238	0:16,549	1:01,223	0:18,218	0:26,798	0:16,207	1:01,226	0:18,114	0:26,719	0:16,393
Runde 3	1:02,754	0:20,108	0:26,670	0:15,976	0:59,795	0:17,355	0:26,136	0:16,304	1:01,129	0:18,346	0:26,643	0:16,140	1:01,049	0:18,065	0:26,754	0:16,230	1:01,219	0:18,351	0:26,517	0:16,351
Runde 4	0:59,350	0:17,754	0:25,878	0:15,718	1:00,715	0:17,592	0:26,623	0:16,500	1:00,698	0:18,117	0:26,497	0:16,084	1:00,486	0:18,400	0:26,080	0:16,006	1:00,523	0:18,069	0:26,273	0:16,181
Runde 5	0:59,168	0:17,555	0:25,888	0:15,725	0:59,728	0:18,070	0:25,699	0:15,959	0:59,745	0:17,606	0:26,442	0:15,697	1:00,041	0:17,894	0:26,123	0:16,024	1:00,111	0:17,793	0:26,066	0:16,252
Runde 6	1:00,184	0:18,345	0:25,819	0:16,020	1:02,562	0:20,893	0:25,544	0:16,125	1:00,186	0:18,137	0:26,018	0:16,031	1:00,631	0:18,368	0:26,255	0:16,008	1:00,164	0:18,111	0:26,054	0:15,999
Runde 7	0:58,948	0:17,384	0:25,986	0:15,578	0:59,981	0:17,880	0:26,092	0:16,009	0:59,856	0:17,853	0:26,113	0:15,890	1:00,476	0:17,879	0:26,688	0:15,909	0:59,863	0:17,626	0:25,928	0:16,309
Runde 8	0:58,595	0:17,264	0:25,745	0:15,586	0:58,884	0:17,401	0:25,492	0:15,991	1:00,096	0:17,634	0:26,169	0:16,293	1:00,086	0:17,829	0:26,252	0:16,005	0:59,763	0:17,521	0:25,787	0:16,455
Runde 9	0:59,510	0:17,479	0:26,056	0:15,975	0:59,778	0:17,308	0:26,199	0:16,271	0:59,780	0:17,607	0:25,795	0:16,378	0:59,929	0:17,889	0:26,201	0:15,839	0:59,544	0:17,746	0:25,848	0:15,950

**DEUTSCHE KART-MEISTERSCHAFT**

**Round 3: 12 - 14 / 07 / 2019**

**ERFTLANDRING KERPEN**







DMSB-RegNr:168/19

**R 1 DJKM (OK-Junior) Heat 1 B < > C**

Die schnellsten Zeiten

Ort	Nr. Fahrername	Zeit	Streckenl.	Ø Speed
Ziel	122 Ho,Christian	0:58,232	1107 m	68,4 km/h
Sektion 1	122 Ho,Christian	0:16,856	329 m	70,3 km/h
Sektion 2	175 Gregor,Daniel	0:25,441	475 m	67,2 km/h
Sektion 3	132 Leistra, Luca	0:15,490	303 m	70,4 km/h

	Smr.116 Kristiansen,Marius DNK HK Motorsport	Smr.114 Magnussen,Mickey DNK RS Competition	Smr.136 Pedersen,Oscar SWE Bamberger Karttracing	Smr.125 Julius-Bernhart,Jannik DEU SRP Racing Team	Smr.138 Quondamcarlo,Manuel ITA DR SRL
	theoretisch mögliche Bestzeit 0:59,133	theoretisch mögliche Bestzeit 0:59,547	theoretisch mögliche Bestzeit 0:59,529	theoretisch mögliche Bestzeit 0:59,640	theoretisch mögliche Bestzeit 0:59,554
best	Ziel 0:59,597	Ziel 0:59,914	Ziel 0:59,529	Ziel 0:59,640	Ziel 0:59,977
Runde 1	1:03,652	1:02,871	1:03,869	1:02,965	1:04,473
Runde 2	1:00,510	1:01,792	1:02,207	1:03,021	1:02,014
Runde 3	1:00,471	1:00,746	1:01,137	1:01,843	1:00,708
Runde 4	1:00,615	1:01,715	1:00,926	1:01,357	1:00,220
Runde 5	1:00,018	1:00,762	1:00,766	1:01,235	1:00,667
Runde 6	1:00,457	1:00,497	1:01,170	1:00,247	1:00,526
Runde 7	1:00,231	1:00,174	0:59,529	0:59,640	1:00,017
Runde 8	0:59,819	1:01,698	1:00,363	1:00,722	0:59,977
Runde 9	0:59,597	0:59,914	1:00,713	1:01,468	1:00,616
	0:25,525	0:25,947	0:25,938	0:26,044	0:26,067
	0:16,009	0:16,009	0:16,045	0:16,016	0:16,076
	0:28,523	0:27,606	0:27,702	0:27,520	0:28,432
	0:16,429	0:18,823	0:18,910	0:18,621	0:19,377
	0:16,351	0:18,679	0:18,045	0:18,512	0:18,206
	0:16,675	0:18,039	0:17,963	0:18,370	0:18,238
	0:16,458	0:18,416	0:17,867	0:17,939	0:17,694
	0:16,323	0:16,416	0:16,432	0:16,165	0:16,652
	0:16,233	0:17,691	0:16,225	0:16,165	0:16,391
	0:16,120	0:18,199	0:16,126	0:17,890	0:16,201
	0:16,120	0:17,721	0:25,938	0:26,156	0:16,038
	0:25,525	0:17,617	0:26,306	0:26,282	0:26,412
	0:25,844	0:17,957	0:26,514	0:27,189	0:26,524
	0:16,009	0:15,983	0:16,212	0:16,411	0:16,355

**DEUTSCHE KART-MEISTERSCHAFT**

**Round 3: 12 - 14 / 07 / 2019**

**ERFTLANDRING KERPEN**



DMSB-RegNr:168/19

**R 1 DJKM (OK-Junior) Heat 1 B <> C**


Die schnellsten Zeiten

Ort	Nr. Fahrername	Zeit	Streckenl.	Ø Speed
Ziel	122 Ho,Christian	0:58,232	1107 m	68,4 km/h
Sektion 1	122 Ho,Christian	0:16,856	329 m	70,3 km/h
Sektion 2	175 Gregor,Daniel	0:25,441	475 m	67,2 km/h
Sektion 3	132 Leistra,Luca	0:15,490	303 m	70,4 km/h

Snr.120 Felbermayr,Horst Felix AUT		Snr.117 Olsen,Elias DNK		Snr.181 Ouziel,Andrey ARE		Snr.111 Rehm,Maxim DEU		Snr.115 Ried,Lenny DEU												
Solgat Motorsport		HK Motorsport		ENERGY CORSE S.R.L.		Rehm Racing		Solgat Motorsport												
theoretisch mögliche Bestzeit 0:59,578		theoretisch mögliche Bestzeit 1:01,835		theoretisch mögliche Bestzeit 0:59,900		theoretisch mögliche Bestzeit 0:59,386		theoretisch mögliche Bestzeit 0:59,596												
Ziel	Sektion 1	Sektion 2	Sektion 3	Ziel	Sektion 1	Sektion 2	Sektion 3	Ziel	Sektion 1											
best	0:59,891	0:17,522	0:26,181	0:15,875	1:02,204	0:18,083	0:27,050	0:16,702	1:02,228	0:17,641	0:26,012	0:16,247	0:59,453	0:17,689	0:25,893	0:15,804	0:59,716	0:17,466	0:26,267	0:15,863
Runde 1	1:04,592	0:19,253	0:28,239	0:17,100	1:04,617	0:19,022	0:28,395	0:17,200	1:02,832	0:19,011	0:27,228	0:16,593	1:01,944	0:18,380	0:27,163	0:16,401	1:01,347	0:18,468	0:26,868	0:16,011
Runde 2	1:02,518	0:18,234	0:27,645	0:16,639	1:02,629	0:18,103	0:27,449	0:17,077	1:01,730	0:18,339	0:26,607	0:16,784	1:01,371	0:18,123	0:26,687	0:16,561	1:00,236	0:18,015	0:26,332	0:15,889
Runde 3	1:02,470	0:18,235	0:27,528	0:16,707	1:02,705	0:18,300	0:27,618	0:16,787	1:01,766	0:18,593	0:26,677	0:16,496	1:01,673	0:18,973	0:26,312	0:16,388	1:00,030	0:17,586	0:26,558	0:15,886
Runde 4	1:00,961	0:18,123	0:26,715	0:16,123	1:02,204	0:18,118	0:27,353	0:16,733	1:00,604	0:18,072	0:26,285	0:16,247	1:00,174	0:17,715	0:26,070	0:16,389	1:00,127	0:17,466	0:26,687	0:15,974
Runde 5	1:00,043	0:17,563	0:26,420	0:16,060	1:03,246	0:18,787	0:27,379	0:17,080	1:01,610	0:17,959	0:27,242	0:16,409	1:00,511	0:18,044	0:25,971	0:16,496	0:59,882	0:17,595	0:26,267	0:16,020
Runde 6	1:00,198	0:18,142	0:26,181	0:15,875	1:03,936	0:19,427	0:27,649	0:16,860	1:01,160	0:18,435	0:26,311	0:16,414	1:01,171	0:18,558	0:26,406	0:16,207	0:59,716	0:17,539	0:26,314	0:15,863
Runde 7	0:59,891	0:17,522	0:26,405	0:15,964	1:02,211	0:18,083	0:27,341	0:16,787	1:00,228	0:17,641	0:26,012	0:16,575	0:59,453	0:17,756	0:25,893	0:15,804	0:59,716	0:17,539	0:26,314	0:15,863
Runde 8	1:01,018	0:17,553	0:26,510	0:16,955	1:03,932	0:18,730	0:27,660	0:17,542	1:01,265	0:17,658	0:26,275	0:17,332	0:59,453	0:17,756	0:25,893	0:15,804	0:59,716	0:17,539	0:26,314	0:15,863
Runde 9	1:00,769	0:17,751	0:26,660	0:16,358	1:02,250	0:18,498	0:27,050	0:16,702	1:01,265	0:17,658	0:26,275	0:17,332	0:59,453	0:17,756	0:25,893	0:15,804	0:59,716	0:17,539	0:26,314	0:15,863

**DEUTSCHE KART-MEISTERSCHAFT**




**Round 3: 12 - 14 / 07 / 2019**

**ERFTLANDRING KERPEN**

**DMSB**

DMSB-RegNr:168/19

**R 1 DJKM (OK-Junior) Heat 1 B < > C**

Die schnellsten Zeiten

Ort	Nr. Fahrername	Zeit	Streckenl.	Ø Speed
Ziel	122 Ho,Christian	0:58,232	1107 m	68,4 km/h
Sektion 1	122 Ho,Christian	0:16,856	329 m	70,3 km/h
Sektion 2	175 Gregor,Daniel	0:25,441	475 m	67,2 km/h
Sektion 3	132 Leistra,Luca	0:15,490	303 m	70,4 km/h

Smr.188 Schmitz,Marc  
DEU

Maxim Racing Sport

theoretisch mögliche Bestzeit 0:58,901

best	Ziel	Sektion 1	Sektion 2	Sektion 3
Runde 1	1:02,139	0:18,858	0:26,821	0:16,460
Runde 2	1:00,606	0:17,903	0:26,634	0:16,069
Runde 3	0:59,684	0:17,329	0:26,213	0:16,142
Runde 4	1:00,435	0:17,593	0:26,593	0:16,249
Runde 5	0:58,968	0:17,396	0:25,694	0:15,878
Runde 6				

Ziel	Sektion 1	Sektion 2	Sektion 3	Ziel	Sektion 1	Sektion 2	Sektion 3	Ziel	Sektion 1	Sektion 2	Sektion 3

R 1 DJKM (OK-Junior) Heat 1 B <> C

Strecke / track: 1107m

fastest Lap Christian HO at: 0:58,232

started: 26 classified: 26 not classified: 0

Pos	Str. Nr.	Fahrer Driver	Nation	Bewerber / Sponsor	Nation	Lizenz R-Lizenz	Chassis / Motor / Reifen	Points	Penalty	Runden Laps	Gesamtzeit Differenz	Abstand Gap	beste Runde best Lap	in R. in L.	o Geschw. o Speed
1	106	BERGMEISTER, Jakob	DEU	Millennium Racing Team	DEU	IKCJ1156048 KBF1095578	Tony Kart / Vortex / Vega	0		9	8:54,088		0:58,613	8	67,2 km/h 68 km/h
2	107	NAUDÉ, Toni Kayla	CHE	Innovate Competition	CHE	500287 500033	Exprit / IAME / Vega	2		9	8:55,158 0:01,070	0:01,070	0:58,670	9	67 km/h 67,9 km/h
3	129	SCIONTI, Enzo Riccardo	USA	Ward Racing	SWE	D 1845 SK 19 JR-C 102	Tony Kart / Vortex / Vega	3		9	8:56,239 0:02,151	0:01,081	0:59,040	7	66,9 km/h 67,5 km/h
4	122	HO, Christian	SGP	Ricky Flynn Motorsport	GBR	026/1/KT 162392	FA Victory R / Vortex / Vega	4		9	8:57,389 0:03,301	0:01,150	0:58,232	8	66,7 km/h 68,4 km/h
5	132	LEISTRA, Luca	BEL	RS Schumacher Racing Team	DEU	909365 KBF1067587	IPK Praga / TM / Vega	5	5 sec.	9	8:58,117 0:04,029	0:00,728	0:58,345	9	66,7 km/h 68,3 km/h
6	171	INTHRAPHUVASAK, Tasanapol	THA	KR MOTORSPORT SRL	ITA	IK-C-008 436754	KR / Iame / Vega	6		9	9:00,880 0:06,792	0:02,763	0:59,154	8	66,3 km/h 67,4 km/h
7	113	ANDRONACO, Vincent	DEU	Team Hemkemeyer	DEU	IKCJ1160869 KBF1079090	Intrepid / IAME / Vega	7		9	9:02,720 0:08,632	0:01,840	0:59,022	9	66,1 km/h 67,5 km/h
8	108	RAUER, Fabio	DEU	RS Schumacher Racing Team	DEU	IKCJ1164921 KBF1067587	Praga / TM / Vega	8		9	9:03,183 0:09,095	0:00,463	0:58,970	9	66 km/h 67,6 km/h
9	175	GREGOR, Daniel	DEU	Junior TEAM75	DEU	IKCJ1168157 KBF1154079	Kart Republic / IAME / Vega	9	5 sec.	9	9:04,655 0:10,567	0:01,472	0:58,262	9	65,9 km/h 68,4 km/h
10	128	JAROMIN, David	DEU	SRP Racing Team	DEU	IKCJ1176826 KBF1156791	Maranello / TM / Vega	10		9	9:04,772 0:10,684	0:00,117	0:58,938	5	65,8 km/h 67,6 km/h
11	174	DUCOFFRE, Paul	DEU	CRG Keijzer racing	NLD	IKCJ1183496 28613	CRG / IAME / Vega	11		9	9:05,079 0:10,991	0:00,307	0:58,595	8	65,8 km/h 68 km/h
12	152	SCHEEF, Emil	DNK	Speedsupply	DNK	66544 61513	Haase / IAME / Vega	12		9	9:10,069 0:15,901	0:04,990	0:59,745	5	65,2 km/h 66,7 km/h
13	189	TOHUM, Arthur	DEU	Servet Tohum	DEU	IKCJ1160352 1201621	Tony Kart / TM / Vega	13		9	9:10,561 0:16,473	0:00,492	0:59,929	9	65,1 km/h 66,5 km/h
14	118	TERKILDTSEN, Magnus	DNK	HK Motorsport	DNK	58099 81330	Kart Republic / IAME / Vega	14		9	9:11,270 0:17,182	0:00,709	0:59,544	9	65,1 km/h 66,9 km/h
15	124	JAKOBSEN, Mathias Bjerre	DNK	TK Racing	DNK	74056 52208	FA Kart / TM / Vega	15	5 sec.	9	9:11,337 0:17,249	0:00,067	0:58,884	8	65,1 km/h 67,7 km/h
16	116	KRISTIANSEN, Marius	DNK	HK Motorsport	DNK	66433 81330	Kart Republic / IAME / Vega	16		9	9:11,653 0:17,565	0:00,316	0:59,597	9	65 km/h 66,9 km/h
17	114	MAGNUSSEN, Mickey	DNK	RS Competition	DNK	57430 36053	Tony Kart / Vortex / Vega	17		9	9:13,054 0:18,966	0:01,401	0:59,914	9	64,9 km/h 66,5 km/h
18	136	PEDERSEN, Oscar	SWE	Bamberger Karttracing	DEU	200603168956 KBF1197896	Luxor / LKE / Vega	18		9	9:14,297 0:20,209	0:01,243	0:59,529	7	64,7 km/h 66,9 km/h
19	125	JULIUS-BERNHART, Jannik	DEU	SRP Racing Team	DEU	IKCJ1136143 KBF1156791	Maranello / TM / Vega	19		9	9:14,930 0:20,842	0:00,633	0:59,640	7	64,6 km/h 66,8 km/h
20	138	QUONDAMCARLO, Manuel	ITA	DR SRL	ITA	370486 296449	DR / Modena / Vega	20	5 sec.	9	9:20,038 0:25,950	0:05,108	0:59,977	8	64 km/h 66,4 km/h
21	120	FELBERMAYR, Horst Felix	AUT	Solgat Motorsport	DEU	JK2178 KBF1079882	Ricciardo / TM / Vega	21	5 sec.	9	9:23,041 0:28,953	0:03,003	0:59,891	7	63,7 km/h 66,5 km/h
22	117	OLSEN, Elias	DNK	HK Motorsport	DNK	67563 81330	Kart Republic / IAME / Vega	22		9	9:32,695 0:36,607	0:09,654	1:02,204	4	62,6 km/h 64,1 km/h
23	181	OUIZIEL, Andrey	ARE	ENERGY CORSE S.R.L.	ITA	K19 036 295423	Energy / TM / Vega	23		8	8:16,855 1 R	1 R	1:00,228	7	64,2 km/h 66,2 km/h
24	111	REHM, Maxim	DEU	Rehm Racing	DEU	IKCJ1166371 KBF1044805	CRG / TM / Vega	24	10 sec.	7	7:19,427 2 R	1 R	0:59,453	7	63,5 km/h 67 km/h
25	115	RIED, Lenny	DEU	Solgat Motorsport	DEU	IKCJ1173160 KBF1079882	Birel Art / TM / Vega	25		6	6:03,497 3 R	1 R	0:59,716	6	65,8 km/h 66,7 km/h
26	188	SCHMITZ, Marc	DEU	Maxim Racing Sport	DEU	IKCJ1167039 KBF1167038	Exprit / Vortex / Vega	26		5	5:04,302 4 R	1 R	0:58,968	5	65,5 km/h 67,6 km/h

SiNr. 132,175,124,138,125,120,111 5 sec penalty Frontfaring

SiNr. 111 5 sec penalty forced an other kart out of the track

Rennleitung: Volker Ehekircher Racedirektor: Horst Seidel

Sportkommissare: Yasin Özer / Tobias Amann / Peter Brings / Florian Koziol

Techn. Kommissare: Hans-Jürgen Dangers / M. Grasshoff / C. Schmidt / J. Lawinger / D. Pietzko / H.-W. Schäfer / K.L. Ruszczynski / A. Sengpiel

Zeitnahme: KART-DATA timing service Franz Schieszler / Manuela Hintner

Zeitnahme / timekeeping

control   
Franz Schieszler

freigegeben: 14:16:49






**DEUTSCHE KART-MEISTERSCHAFT**

**Round 3: 12 - 14 / 07 / 2019**

**ERFTLANDRING KERPEN**

**DMSB**



DMSB-RegNr.:168/19

### R 1 DJKM (OK-Junior) Heat 1 B < > C

Fahrername Driver	Bergmeister Jakob	Naudé Toni Kayla	Scionti Enzo Riccardo	Ho Christian	Leistra Luca	Inthraphuwasak Tasanapol	Andronaco Vincent	Rauer Fabio	Gregor Daniel	Jaromin David	Ducoffre Paul	Scheef Emil
schnellste Runde in Runde	0:58,613 Rn. 8	0:58,670 Rn. 9	0:59,040 Rn. 7	0:58,232 Rn. 8	0:58,345 Rn. 9	0:59,154 Rn. 8	0:59,022 Rn. 9	0:58,970 Rn. 9	0:58,262 Rn. 9	0:58,938 Rn. 5	0:58,595 Rn. 8	0:59,745 Rn. 5
Speed	68,0 km/h	67,9 km/h	67,5 km/h	68,4 km/h	68,3 km/h	67,4 km/h	67,5 km/h	67,6 km/h	68,4 km/h	67,6 km/h	68,0 km/h	66,7 km/h
Lap 1	0:59,073	1:01,486	1:00,617	1:01,679	0:59,427	1:01,489	1:03,166	1:02,058	1:02,528	1:02,560	1:02,239	1:02,324
Lap 2	0:59,476	0:59,412	0:59,239	1:00,619	0:59,389	1:00,244	1:00,531	1:00,770	1:00,390	1:00,720	1:00,512	1:00,890
Lap 3	0:59,144	0:58,917	0:59,112	0:59,570	0:59,099	1:00,074	0:59,485	0:59,708	0:59,682	1:00,146	1:02,754	1:01,129
Lap 4	0:58,971	0:58,758	0:59,054	0:59,030	0:58,778	0:59,275	0:59,568	0:59,822	1:00,607	0:59,372	0:59,350	1:00,698
Lap 5	0:59,228	0:58,948	0:59,559	0:58,844	0:59,037	0:59,331	0:59,609	0:59,800	0:59,486	0:58,938	0:59,168	0:59,745
Lap 6	1:00,529	0:59,137	0:59,852	0:59,072	1:00,048	0:59,835	0:59,681	1:00,163	0:59,659	0:59,691	1:00,184	1:00,186
Lap 7	0:58,968	0:58,906	0:59,040	0:58,460	0:58,939	1:00,033	0:59,232	0:59,351	0:58,701	0:58,997	0:58,948	0:59,856
Lap 8	0:58,613	0:59,093	0:59,348	0:58,232	0:58,543	0:59,154	0:59,201	0:59,196	0:58,889	0:59,002	0:58,595	1:00,096
Lap 9	0:58,816	0:58,670	0:59,043	0:59,195	0:58,345	0:59,699	0:59,022	0:58,970	0:58,262	0:59,845	0:59,510	0:59,780






**DEUTSCHE KART-MEISTERSCHAFT**

**Round 3: 12 - 14 / 07 / 2019**

**ERFTLANDRING KERPEN**



**DMSB**




DMSB-RegNr.:168/19

### R 1 DJKM (OK-Junior) Heat 1 B < > C

Fahrername Driver	Tohum Arthur	Terkilidsen Magnus	Jakobsen Mathias Bierre	Kristiansen Marius	Magnussen Mickey	Pedersen Oscar	Julius-Bernhart Jannik	Quondamcarlo Manuel	Felbermayr Horst Felix	Olsen Elias	Ouziel Andrey	Rehm Maxim
schnellste Runde	0:59,929 Rn. 9	0:59,544 Rn. 9	0:58,884 Rn. 8	0:59,597 Rn. 9	0:59,914 Rn. 9	0:59,529 Rn. 7	0:59,640 Rn. 7	0:59,977 Rn. 8	0:59,891 Rn. 7	1:02,204 Rn. 4	1:00,228 Rn. 7	0:59,453 Rn. 7
Speed	66,5 km/h	66,9 km/h	67,7 km/h	66,9 km/h	66,5 km/h	66,9 km/h	66,8 km/h	66,4 km/h	66,5 km/h	64,1 km/h	66,2 km/h	67,0 km/h
Lap 1	1:02,702	1:03,103	1:01,845	1:03,652	1:02,871	1:03,869	1:02,965	1:04,473	1:04,592	1:04,617	1:02,832	1:01,944
Lap 2	1:01,223	1:01,226	1:00,748	1:00,510	1:01,792	1:02,207	1:03,021	1:02,014	1:02,518	1:02,629	1:01,730	1:01,371
Lap 3	1:01,049	1:01,219	0:59,795	1:00,471	1:00,746	1:01,137	1:01,843	1:00,708	1:02,470	1:02,705	1:01,766	1:01,673
Lap 4	1:00,486	1:00,523	1:00,715	1:00,615	1:01,715	1:00,926	1:01,357	1:00,220	1:00,961	1:02,204	1:00,604	1:00,174
Lap 5	1:00,041	1:00,111	0:59,728	1:00,018	1:00,762	1:00,766	1:01,235	1:00,667	1:00,043	1:03,246	1:01,610	1:00,511
Lap 6	1:00,631	1:00,164	1:02,562	1:00,457	1:00,497	1:01,170	1:00,247	1:00,526	1:00,198	1:03,936	1:01,160	1:01,171
Lap 7	1:00,476	0:59,863	0:59,981	1:00,231	1:00,174	0:59,529	0:59,640	1:00,017	0:59,891	1:02,211	1:00,228	0:59,453
Lap 8	1:00,086	0:59,763	0:58,884	0:59,819	1:01,698	1:00,363	1:00,722	0:59,977	1:01,018	1:03,932	1:01,265	
Lap 9	0:59,929	0:59,544	0:59,778	0:59,597	0:59,914	1:00,713	1:01,468	1:00,616	1:00,769	1:02,250		



**DEUTSCHE KART-MEISTERSCHAFT**

**Round 3: 12 - 14 / 07 / 2019**

**ERFTLANDRING KERPEN**

**DMSB**

DMSB-RegNr.:168/19

## R 1 DJKM (OK-Junior) Heat 1 B < > C

Fahrername Driver	Ried Lenny	Schmitz Marc
schnellste Runde in Runde	0:59,716 Rn. 6	0:58,968 Rn. 5
Speed	66,7 km/h	67,6 km/h
Lap 1	1:01,347	1:02,139
Lap 2	1:00,236	1:00,606
Lap 3	1:00,030	0:59,684
Lap 4	1:00,127	1:00,435
Lap 5	0:59,882	0:58,968
Lap 6	<u>0:59,716</u>	
Lap 7		
Lap 8		
Lap 9		






**Round 3: 12 - 14 / 07 / 2019**

**ERFTLANDRING KERPEN**

**DEUTSCHE KART-MEISTERSCHAFT**

DMSB-RegNr.:168/19

## Groups DJKM (OK-Junior)

## Group A

Pos.	Snr No.	Fahrer Driver	Nation	Bewerber Sponsor	Nation
1	170	ZLUSCH, Connor	USA	Ward Racing	SWE
4	146	DE HAAN, Robert	NLD	ENERGY CORSE S.R.L.	ITA
7	139	RÉVÉSZ, Levente	HUN	RR MOTORSPORT SRL	ITA
10	119	TANGGAARD, Emil	DNK	HK Motorsport	DNK
13	109	PROBST, Kaden	NZL	Darren Probst	NZL
16	137	BERGMAN, Calle	SWE	Ward Racing	SWE
19	121	LÜSCHER, Ekaterina	CHE	Innovate Competition	CHE
22	112	GRÖNDAHL, Torben	DEU	Team Hemkemeyer	DEU
25	144	KARLSSON, William	SWE	Nika International	SWE
28	167	NEHMER, Gino	DEU	Millennium Racing Team	DEU
31	141	RIEBERER, Paul	AUT	Hold Maranello Racing Team	AUT
34	155	INDERFURTH, Luca	DEU	RL-Competition.com	DEU
37	142	MUSTAFA, Dalvin	DEU	Gozmeid Mustafa	DEU

## Group B

Pos.	Snr No.	Fahrer Driver	Nation	Bewerber Sponsor	Nation
2	106	BERGMEISTER, Jakob	DEU	Millennium Racing Team	DEU
5	132	LEISTRA, Luca	ITA	RS Schumacher Racing Team	ITA
8	171	INTHRAPHUVASAK, Tasanapol	THA	RR MOTORSPORT SRL	THA
11	124	JAKOBSEN, Mathias Bjerre	DNK	TK Racing	DNK
14	125	JULIUS-BERNHART, Jannik	DEU	SRP Racing Team	DEU
17	122	HO, Christian	SGP	Ricky Flynn Motorsport	GBR
20	114	MAGNUSSEN, Mircey	DNK	RS Competition	DNK
23	108	RAUER, Fabio	DEU	RS Schumacher Racing Team	DEU
26	174	DUCOFFRE, Paul	DEU	CRG Keitzer racing	NLD
29	118	TERKILDSEN, Magnus	DNK	HK Motorsport	DNK
32	128	JAROMIN, David	DEU	SRP Racing Team	DEU
35	181	OUZIEL, Andrey	ITA	ENERGY CORSE S.R.L.	ITA
38	138	QUONDANCARLO, Manuel	ITA	DK SRL	ITA

## Group C

Pos.	Snr No.	Fahrer Driver	Nation	Bewerber Sponsor	Nation
3	129	SCIONTI, Enzo Riccardo	USA	Ward Racing	SWE
6	175	GREGOR, Daniel	DEU	Junior TEAM75	DEU
9	107	NAUDÉ, Toni Koyla	CHE	Innovate Competition	CHE
12	115	RIED, Lenny	DEU	Solgate Motorsport	DEU
15	117	OLSEN, Elias	DNK	HK Motorsport	DNK
18	188	SCHMITZ, Marc	DEU	Maxim Racing Sport	DEU
21	111	REHM, Maxim	DEU	Rehm Racing	DEU
24	113	ANDRONACO, Vincent	DEU	Team Hemkemeyer	DEU
27	136	PEDERSEN, Oscar	SWE	Bamberger Karttracing	DEU
30	189	TOHUM, Arthur	DEU	Servet Tohum	DEU
33	152	SCHIEFF, Emil	DNK	Speedsupply	DNK
36	120	FELBERMAYR, Horst Felix	AUT	Solgate Motorsport	DEU
39	116	KRISTIANSEN, Marius	DNK	HK Motorsport	DNK

Renntleitung: Volker Ehekircher / RaceDirektor: Horst Seide  
 Sportkommissare: Yasin Özer / Tobias Amann / Peter Brings / Florian Kozio  
 Techn. Kommissare: Hans-Jürgen Dangers / M. Grasshoff / C. Schmidt / J.Lawinger / D.Pietzko / H.-W. Schäfer / K.L. Ruszczynski / A.Sengrit  
 Zeitnahme: KART-DATA timing service / Franz Schiesler / Manuela Hintze

## Ranking Qualifying Practice DJKM (OK-Junior)

Strecke / track: 1107m  
 started: 39 classified: 39 not classified: 0

Pos	Str. Nr.	Fahrer Driver	Nation	Bewerber / Sponsor	Nation	Lizenz R-Lizenz	Chassis / Motor / Reifen	Rn. Laps	schnellste Zeit fastest Lap	Abstand Gap	Lauf Heat	Rn. Lp	Zeit Time
1	170	ZILISCH, Connor	USA	Ward Racing	SWE	D1880SK19JRC 102	Tony Kart / Vortex / Vega	6	0:43,833		2	6	0:43,833
2	106	BERGMEISTER, Jakob	DEU	Millennium Racing Team	DEU	IKCJ1156048 KBF1095578	Tony Kart / Vortex / Vega	6	0:43,934	0:00,101	2	6	0:43,934
3	129	SCIONTI, Enzo Riccardo	USA	Ward Racing	SWE	D1845 SK19 JR-C 102	Tony Kart / Vortex / Vega	7	0:43,989	0:00,055	1	7	0:43,989
4	146	DE HAAN, Robert	NLD	ENERGY CORSE S.R.L.	ITA	40204 295423	Energy / TM / Vega	6	0:43,997	0:00,008	1	6	0:43,997
5	132	LEISTRA, Luca	BEL	RS Schumacher Racing Team	DEU	909365 KBF1067587	IPK Praga / TM / Vega	8	0:44,114	0:00,117	2	8	0:44,114
6	175	GREGOR, Daniel	DEU	Junior TEAM75	DEU	IKCJ1168157 KBF1154079	Kart Republic / IAME / Vega	8	0:44,165	0:00,051	2	8	0:44,165
7	139	RÉVÉSZ, Levente	HUN	KR MOTORSPORT SRL	ITA	5746 436754	KR / Parilla / Vega	6	0:44,185	0:00,020	1	6	0:44,185
8	171	INTHRAPHUVASAK, Tazanapol	THA	KR MOTORSPORT SRL	ITA	436754 500287	KR / Iame / Vega	7	0:44,209	0:00,024	1	7	0:44,209
9	107	NAUDÉ, Toni Kayla	CHE	Innovate Competition	CHE	500033 66542	Exprit / IAME / Vega	8	0:44,210	0:00,001	2	8	0:44,210
10	119	TANGGAARD, Emil	DNK	HK Motorsport	DNK	81330 74056	Kart Republic / TM / Vega	6	0:44,223	0:00,013	2	6	0:44,223
11	124	JAKOBSEN, Mathias Bjerre	DNK	TK Racing	DNK	52208 IKCJ1173160	FA Kart / TM / Vega	6	0:44,272	0:00,049	2	6	0:44,272
12	115	RIED, Lenny	DEU	Solgat Motorsport	DEU	KBF1079882 NZL 148	Birel Art / TM / Vega	7	0:44,304	0:00,030	1	7	0:44,304
13	109	PROBST, Kaden	NZL	Darren Probst	NZL	148E IKCJ1136143	Tony Kart / Vortex / Vega	7	0:44,379	0:00,075	2	7	0:44,379
14	125	JULIUS-BERNHART, Jannik	DEU	SRP Racing Team	DEU	KBF1156791 67563	Maranello / TM / Vega	6	0:44,385	0:00,006	1	6	0:44,385
15	117	OLSEN, Elias	DNK	HK Motorsport	DNK	81330 20050902307	Kart Republic / IAME / Vega	6	0:44,389	0:00,004	1	6	0:44,389
16	137	BERGMAN, Calle	SWE	Ward Racing	SWE	102 026/TK	Tony Kart / Vortex / Vega	6	0:44,274	0:00,002	1	6	0:44,274
17	122	HO, Christian	SCP	Ricky Flynn Motorsport	GBR	162392 IKCJ1167039	FA Victory R / Vortex / Vega	7	0:44,434	0:00,025	1	7	0:44,434
18	188	SCHMITZ, Marc	DEU	Maxim Racing Sport	DEU	KBF1167038 500305	Exprit / Vortex / Vega	6	0:44,464	0:00,030	2	6	0:44,464
19	121	LÜSCHER, Ekaterina	CHE	Innovate Competition	CHE	500033 57430	Exprit / IAME / Vega	9	0:44,481	0:00,017	1	9	0:44,481
20	114	MAGNUSSEN, Mickey	DNK	RS Competition	DNK	36053 IKCJ1166371	Tony Kart / Vortex / Vega	7	0:44,491	0:00,010	1	7	0:44,491
21	111	REHM, Maxim	DEU	Rehm Racing	DEU	KBF1044805 IKCJ1174061	CRG / TM / Vega	7	0:44,391	0:00,002	2	7	0:44,391
22	112	GRÖNDAHL, Torben	DEU	Team Hemkemeyer	DEU	KBF1079090 IKCJ1164921	Intrepid / IAME / Vega	9	0:44,572	0:00,081	1	9	0:44,572
23	108	RAUER, Fabio	DEU	RS Schumacher Racing Team	DEU	KBF1067587 IKCJ1160869	Praga / TM / Vega	7	0:44,409	0:00,018	1	7	0:44,409
24	113	ANDRONACO, Vincent	DEU	Team Hemkemeyer	DEU	KBF1079090 20051018587	Intrepid / IAME / Vega	8	0:44,623	0:00,051	2	8	0:44,623
25	144	KARLSSON, William	SWE	Nika International	SWE	222 IKCJ1183496	Exprit / Vortex / Vega	7	0:44,650	0:00,027	2	7	0:44,650
26	174	DUCOFFRE, Paul	DEU	CRG Keizer racing	NLD	28613 20060316895	CRG / IAME / Vega	6	0:44,660	0:00,010	2	6	0:44,660
27	136	PEDERSEN, Oscar	SWE	Bamberger Karttracing	DEU	KBF1197896 IKCJ1185625	Luxor / LKE / Vega	6	0:44,715	0:00,055	2	6	0:44,715
28	167	NEHMER, Gino	DEU	Millennium Racing Team	DEU	KBF1095578 58099	Tony Kart / Vortex / Vega	5	0:44,715	-	2	5	0:44,715
29	118	TERKILDSEN, Magnus	DNK	HK Motorsport	DNK	81330 IKCJ1160352	Kart Republic / IAME / Vega	8	0:44,718	0:00,003	2	8	0:44,718
30	189	TOHUM, Arthur	DEU	Servet Tohum	DEU	1201621 JK2062	Tony Kart / TM / Vega	6	0:44,729	0:00,011	1	6	0:44,729
31	141	RIEBERER, Paul	AUT	Hold Maranello Racing Team	AUT	BK 003 IKCJ1176826	Maranello / TM / Vega	9	0:44,797	0:00,068	1	9	0:44,797
32	128	JAROMIN, David	DEU	SRP Racing Team	DEU	KBF1156791 66544	Maranello / TM / Vega	7	0:44,804	0:00,007	1	7	0:44,804
33	152	SCHEEF, Emil	DNK	Speedsupply	DNK	61513 IKCJ1174117	Hoase / IAME / Vega	8	0:44,886	0:00,082	2	8	0:44,886
34	155	INDERFURTH, Luca	DEU	RL-Competition.com	DEU	KBF1132168 K19 036	CRG / TM / Vega	9	0:45,026	0:00,140	1	9	0:45,026
35	181	OUZIEL, Andrey	ARE	ENERGY CORSE S.R.L.	ITA	295423 JK2178	Energy / TM / Vega	7	0:45,247	0:00,221	1	7	0:45,247
36	120	FELBERMAYR, Horst Felix	AUT	Solgat Motorsport	DEU	KBF1079882 IKCJ1173436	Ricciardo / TM / Vega	7	0:45,299	0:00,052	1	7	0:45,299
37	142	MUSTAFA, Dalvin	DEU	Gazmend Mustafa	DEU	BEK1199671 370486	Tony Kart / IAME / Vega	3	0:45,359	0:00,060	2	3	0:45,359
38	138	QUONDAMCARLO, Manuel	ITA	DR SRL	ITA	296449 66433	DR / Modena / Vega	7	0:45,604	0:00,245	1	7	0:45,604
39	116	KRISTIANSEN, Marius	DNK	HK Motorsport	DNK	81330	Kart Republic / IAME / Vega	4	0:49,289	0:03,685	2	4	0:49,289

#137,108,111 je 5 Plätze zurück (Frontfairing)

Rennteilung: Volker Ehekircher Racedirektor: Horst Seidel

Sportkommissare: Yasin Özer / Tobias Amann / Peter Brings / Florian Koziol

Techn. Kommissare: Hans-Jürgen Dangers / M. Grasshoff / C. Schmidt / J. Lawinger / D. Pietzko / H.-W. Schäfer / K.L. Ruszczynski / A. Sengpiel

Zeitnahme: KART-DATA timing service Franz Schieszler / Manuela Hintner

### Qualifying practice DJKM (OK-Junior) Group 2

Strecke / track: 1107m  
started: 19 classified: 19 not classified: 0

Pos	Str. Nr.	Fahrer / Driver	Nation	Bewerber / Sponsor	Nation	Lizenz / R-Lizenz	Chassis / Motor / Reifen	Runden / Laps	Differenz	Abstand / Gap	beste Runde / best Lap	in R. / in L.	Geschw. / Speed
1	170	ZILISCH, Connor	USA	Ward Racing	SWE	D1880SK19JRC 102	Tony Kart / Vortex / Vega	6			0:43,833	6	90,9 km/h
2	106	BERGMEISTER, Jakob	DEU	Millennium Racing Team	DEU	IKCJ1156048 KBF1095578	Tony Kart / Vortex / Vega	6	0:00,101	0:00,101	0:43,934	6	90,7 km/h
3	132	LEISTRA, Luca	BEL	RS Schumacher Racing Team	DEU	909365 KBF1067587	IPK Praga / TM / Vega	8	0:00,281	0:00,180	0:44,114	6	90,3 km/h
4	175	GREGOR, Daniel	DEU	Junior TEAM75	DEU	IKCJ1168157 KBF1154079	Kart Republic / IAME / Vega	8	0:00,332	0:00,051	0:44,165	8	90,2 km/h
5	107	NAUDÉ, Toni Kayla	CHE	Innovate Competition	CHE	500287 500033	Exprit / IAME / Vega	8	0:00,377	0:00,045	0:44,210	8	90,1 km/h
6	119	TANGGAARD, Emil	DNK	HK Motorsport	DNK	66542 81330	Kart Republic / TM / Vega	6	0:00,390	0:00,013	0:44,223	6	90,1 km/h
7	124	JAKOBSEN, Mathias Bjerre	DNK	TK Racing	DNK	74056 52208	FA Kart / TM / Vega	6	0:00,439	0:00,049	0:44,272	6	90,0 km/h
8	109	PROBST, Kaden	NZL	Darren Probst	NZL	NZL 148 148E	Tony Kart / Vortex / Vega	7	0:00,546	0:00,107	0:44,379	7	89,8 km/h
9	111	REHM, Maxim	DEU	Rehm Racing	DEU	IKCJ1166371 KBF1044805	CRG / TM / Vega	7	0:00,558	0:00,012	0:44,391	6	89,8 km/h
10	188	SCHMITZ, Marc	DEU	Maxim Racing Sport	DEU	IKCJ1167039 KBF1167038	Exprit / Vortex / Vega	6	0:00,631	0:00,073	0:44,464	5	89,6 km/h
11	113	ANDRONACO, Vincent	DEU	Team Hemkemeyer	DEU	IKCJ1160869 KBF1079090	Intrepid / IAME / Vega	8	0:00,790	0:00,159	0:44,623	8	89,3 km/h
12	144	KARLSSON, William	SWE	Nika International	SWE	200510185879 222	Exprit / Vortex / Vega	7	0:00,817	0:00,027	0:44,650	7	89,3 km/h
13	174	DUCOFFRE, Paul	DEU	CRG Keizer racing	NLD	IKCJ1183496 28613	CRG / IAME / Vega	6	0:00,827	0:00,010	0:44,660	6	89,2 km/h
14	136	PEDERSEN, Oscar	SWE	Bamberger Karttracing	DEU	200603168956 KBF1197896	Luxor / LKE / Vega	6	0:00,882	0:00,055	0:44,715	6	89,1 km/h
15	167	NEHMER, Gino	DEU	Millennium Racing Team	DEU	IKCJ1185625 KBF1095578	Tony Kart / Vortex / Vega	5	0:00,882	0:00,000	0:44,715	5	89,1 km/h
16	118	TERKILDSEN, Magnus	DNK	HK Motorsport	DNK	58099 81330	Kart Republic / IAME / Vega	8	0:00,885	0:00,003	0:44,718	5	89,1 km/h
17	152	SCHEEF, Emil	DNK	Speedsupply	DNK	66544 61513	Haase / IAME / Vega	8	0:01,053	0:00,168	0:44,886	8	88,8 km/h
18	142	MUSTAFA, Dalvin	DEU	Gazmend Mustafa	DEU	IKCJ1173436 BEK1199671	Tony Kart / IAME / Vega	3	0:01,526	0:00,473	0:45,359	3	87,9 km/h
19	116	KRISTIANSEN, Marius	DNK	HK Motorsport	DNK	66433 81330	Kart Republic / IAME / Vega	4	0:05,456	0:03,930	0:49,289	2	80,9 km/h

Rennleitung: Volker Ehekircher Racedirektor: Horst Seidel  
Sportkommissare: Yasin Özer / Tobias Amann / Peter Brings / Florian Koziol  
Techn. Kommissare: Hans-Jürgen Dangers / M. Grasshoff / C. Schmidt / J. Lawinger / D. Pietzko / H.-W. Schäfer / K.L. Rusczyński / A. Sengpiel  
Zeitnahme: KART-DATA timing service Franz Schieszler / Manuela Hintner

Zeitnahme / timekeeping

Control   
Franz Schieszler

freigegeben: 10:58:51






**DEUTSCHE KART-MEISTERSCHAFT**

**Round 3: 12 - 14 / 07 / 2019**

**ERFTLANDRING KERPEN**


**DMSB**




DMSB-RegNr.:168/19

## Qualifying practice DJKM (OK-Junior) Group 2



Fahrername Driver	Zilisch Connor	Bergmeister Jakob	Leistra Luca	Gregor Daniel	Naudé Toni Kayla	Tanggaard Emil	Jakobsen Mathias Bierre	Probst Kaden	Rehm Maxim	Schmitz Marc	Andronaco Vincent	Karlsson William
schnellste Runde in Runde	0:43,833 Rn. 6	0:43,934 Rn. 6	0:44,114 Rn. 6	0:44,165 Rn. 8	0:44,210 Rn. 8	0:44,223 Rn. 6	0:44,272 Rn. 6	0:44,379 Rn. 7	0:44,391 Rn. 6	0:44,464 Rn. 5	0:44,623 Rn. 8	0:44,650 Rn. 7
Speed	90,9 km/h	90,7 km/h	90,3 km/h	90,2 km/h	90,1 km/h	90,1 km/h	90,0 km/h	89,8 km/h	89,8 km/h	89,6 km/h	89,3 km/h	89,3 km/h
Lap 1	0:49,687	0:56,963	0:47,745	0:48,873	0:47,790	0:52,636	0:50,753	0:48,721	0:48,266	0:49,671	0:53,826	0:49,215
Lap 2	0:44,933	0:45,220	0:45,083	0:45,470	0:45,574	0:48,639	0:51,568	0:45,350	0:45,368	0:51,237	0:45,433	0:45,630
Lap 3	0:44,258	0:44,441	0:44,558	0:44,736	0:44,854	0:44,792	0:47,866	0:44,931	0:44,788	0:44,741	0:44,804	0:45,080
Lap 4	0:43,983	0:44,074	0:44,213	0:47,010	0:44,302	0:44,638	0:44,785	0:44,562	0:44,771	0:44,562	0:45,041	0:44,888
Lap 5	0:43,954	0:43,940	0:44,763	0:44,675	0:44,302	0:44,429	0:44,421	0:44,485	0:45,803	0:44,464	0:44,898	0:44,785
Lap 6	0:43,833	0:43,934	0:44,114	0:44,546	0:44,246	0:44,223	0:44,272	0:44,477	0:44,391	0:44,763	0:45,414	0:44,768
Lap 7			0:44,139	0:44,349	0:44,255			0:44,379	0:44,506		0:44,789	0:44,650
Lap 8			0:44,316	0:44,165	0:44,210						0:44,623	



**DKM**  
DEUTSCHE KART-MEISTERSCHAFT



Round 3: 12 - 14 / 07 / 2019  
ERFTLANDRING KERPEN

DMSB-RegNr.:168/19

### Qualifying practice DJKM (OK-Junior) Group 2

Fahrername Driver	Ducoffre Paul	Pedersen Oscar	Nehmer Gino	Terkiidsen Magnus	Scheef Emil	Mustafa Dalvin	Kristiansen Marius
schnellste Runde in Runde	0:44,660 Rn. 6	0:44,715 Rn. 6	0:44,715 Rn. 5	0:44,718 Rn. 5	0:44,886 Rn. 8	0:45,359 Rn. 3	0:49,289 Rn. 2
Speed	89,2 km/h	89,1 km/h	89,1 km/h	89,1 km/h	88,8 km/h	87,9 km/h	80,9 km/h
Lap 1	0:48,896	0:49,235	0:47,763	0:48,703	0:49,127	0:48,965	0:52,630
Lap 2	0:46,655	0:48,334	0:46,027	0:45,761	0:45,939	0:46,075	0:49,289
Lap 3	0:44,908	0:45,959	0:45,121	0:45,851	0:45,699	0:45,359	0:49,535
Lap 4	0:44,843	0:44,894	0:44,935	0:44,933	0:45,278		0:50,874
Lap 5	0:44,784	0:44,877	0:44,715	0:44,718	0:45,226		
Lap 6	0:44,660	0:44,715		0:45,027	0:45,894		
Lap 7				0:44,981	0:45,055		
Lap 8				0:44,769	0:44,886		







**Round 3: 12 - 14 / 07 / 2019**






**ERFTLANDRING KERPEN**

**DEUTSCHE KART-MEISTERSCHAFT**

DMSB-RegNr:168/19

## Qualifying practice DJKM (OK-Junior) Group 2

Ziel		Sektion 1		Sektion 2		Sektion 3	
Fahrername	Zeit	Fahrername	Zeit	Fahrername	Zeit	Fahrername	Zeit
1 170 Zlisch,Connor	0:43,833	170 Zlisch,Connor	0:13,020	106 Bergmeister,Jakob	0:19,331	170 Zlisch,Connor	0:11,420
2 106 Bergmeister,Jakob	0:43,934	106 Bergmeister,Jakob	0:13,110	170 Zlisch,Connor	0:19,336	132 Leistra,Luca	0:11,420
3 132 Leistra,Luca	0:44,114	175 Gregor,Daniel	0:13,129	124 Jakobsen,Mathias Bjerre	0:19,403	107 Naudé,Toni Kayla	0:11,444
4 175 Gregor,Daniel	0:44,165	109 Probst,Kaden	0:13,138	132 Leistra,Luca	0:19,422	106 Bergmeister,Jakob	0:11,460
5 107 Naudé,Toni Kayla	0:44,210	107 Naudé,Toni Kayla	0:13,203	107 Naudé,Toni Kayla	0:19,465	188 Schmitz,Marc	0:11,493
6 119 Tanggaard,Emil	0:44,223	132 Leistra,Luca	0:13,207	119 Tanggaard,Emil	0:19,476	119 Tanggaard,Emil	0:11,515
7 124 Jakobsen,Mathias Bjerre	0:44,272	118 Terkildsen,Magnus	0:13,227	175 Gregor,Daniel	0:19,492	111 Rehm,Maxim	0:11,535
8 109 Probst,Kaden	0:44,379	111 Rehm,Maxim	0:13,228	188 Schmitz,Marc	0:19,545	175 Gregor,Daniel	0:11,538
9 111 Rehm,Maxim	0:44,391	119 Tanggaard,Emil	0:13,232	167 Nehmer,Gino	0:19,593	109 Probst,Kaden	0:11,557
10 188 Schmitz,Marc	0:44,464	144 Karisson,William	0:13,243	109 Probst,Kaden	0:19,598	124 Jakobsen,Mathias Bjerre	0:11,602
11 113 Andronaco,Vincent	0:44,623	174 Ducoffre,Paul	0:13,243	111 Rehm,Maxim	0:19,628	113 Andronaco,Vincent	0:11,622
12 144 Karisson,William	0:44,650	188 Schmitz,Marc	0:13,244	152 Scheef,Emil	0:19,707	144 Karisson,William	0:11,624
13 174 Ducoffre,Paul	0:44,660	136 Pedersen,Oscar	0:13,255	118 Terkildsen,Magnus	0:19,714	174 Ducoffre,Paul	0:11,633
14 136 Pedersen,Oscar	0:44,715	124 Jakobsen,Mathias Bjerre	0:13,267	113 Andronaco,Vincent	0:19,726	136 Pedersen,Oscar	0:11,673
15 167 Nehmer,Gino	0:44,715	113 Andronaco,Vincent	0:13,275	174 Ducoffre,Paul	0:19,727	152 Scheef,Emil	0:11,674
16 118 Terkildsen,Magnus	0:44,718	167 Nehmer,Gino	0:13,425	144 Karisson,William	0:19,735	167 Nehmer,Gino	0:11,697
17 152 Scheef,Emil	0:44,886	152 Scheef,Emil	0:13,429	136 Pedersen,Oscar	0:19,742	118 Terkildsen,Magnus	0:11,737
18 142 Mustafa,Dalvin	0:45,359	142 Mustafa,Dalvin	0:13,480	142 Mustafa,Dalvin	0:19,871	142 Mustafa,Dalvin	0:11,942
19 116 Kristiansen,Marius	0:49,289	116 Kristiansen,Marius	0:15,015	116 Kristiansen,Marius	0:21,633	116 Kristiansen,Marius	0:12,557

**Round 3: 12 - 14 / 07 / 2019**

**ERFTLANDRING KERPEN**

**DEUTSCHE KART-MEISTERSCHAFT**

DMSB-RegNr:168/19





**Qualifying practice DKM (OK-Junior) Group 2**

Die schnellsten Zeiten

Ort	Nr. Fahrername	Zeit	Streckenl.	Ø Speed
Ziel	170 Zilisch, Connor	0:43,833	1107 m	90,9 km/h
Sektion 1	170 Zilisch, Connor	0:13,020	329 m	91,0 km/h
Sektion 2	106 Bergmeister, Jakob	0:19,331	475 m	88,5 km/h
Sektion 3	170 Zilisch, Connor	0:11,420	303 m	95,5 km/h

	Smr.170 Zilisch, Connor USA	Smr.106 Bergmeister, Jakob DEU	Smr.132 Leistra, Luca BEL	Smr.175 Gregor, Daniel DEU	Smr.107 Naudé, Toni Kayla CHE
	Ward Racing	Millennium Racing Team	RS Schumacher Racing Team	Junior TEAM75	Innovate Competition
	theoretisch mögliche Bestzeit 0:43,776	theoretisch mögliche Bestzeit 0:43,901	theoretisch mögliche Bestzeit 0:44,049	theoretisch mögliche Bestzeit 0:44,159	theoretisch mögliche Bestzeit 0:44,112
best	Ziel Sektion 1 Sektion 2 Sektion 3 0:43,833 0:13,020 0:19,336 0:11,420	Ziel Sektion 1 Sektion 2 Sektion 3 0:43,934 0:13,110 0:19,331 0:11,460	Ziel Sektion 1 Sektion 2 Sektion 3 0:44,114 0:13,207 0:19,422 0:11,420	Ziel Sektion 1 Sektion 2 Sektion 3 0:44,165 0:13,129 0:19,492 0:11,538	Ziel Sektion 1 Sektion 2 Sektion 3 0:44,210 0:13,203 0:19,465 0:11,444
Runde 1	0:49,687 0:15,559 0:21,655 0:12,473	0:56,963 0:17,893 0:24,925 0:14,145	0:47,745 0:15,253 0:20,540 0:11,952	0:48,873 0:14,981 0:21,467 0:12,425	0:47,790 0:15,004 0:20,737 0:12,049
Runde 2	0:44,933 0:13,546 0:19,733 0:11,654	0:45,220 0:13,737 0:19,872 0:11,611	0:45,083 0:13,564 0:19,824 0:11,695	0:45,470 0:13,565 0:20,061 0:11,844	0:45,574 0:13,581 0:20,258 0:11,735
Runde 3	0:44,258 0:13,212 0:19,479 0:11,567	0:44,441 0:13,268 0:19,586 0:11,587	0:44,558 0:13,461 0:19,584 0:11,513	0:44,736 0:13,382 0:19,770 0:11,584	0:44,854 0:13,365 0:19,717 0:11,772
Runde 4	0:43,983 0:13,125 0:19,375 0:11,483	0:44,074 0:13,253 0:19,348 0:11,473	0:44,213 0:13,233 0:19,475 0:11,505	0:47,010 0:14,007 0:20,737 0:12,266	0:44,302 0:13,252 0:19,519 0:11,531
Runde 5	0:43,954 0:13,020 0:19,447 0:11,487	0:43,940 0:13,110 0:19,361 0:11,469	0:44,763 0:13,465 0:19,727 0:11,571	0:44,675 0:13,355 0:19,721 0:11,599	0:44,302 0:13,243 0:19,588 0:11,471
Runde 6	0:43,833 0:13,077 0:19,336 0:11,420	0:43,934 0:13,143 0:19,331 0:11,460	0:44,114 0:13,246 0:19,448 0:11,420	0:44,546 0:13,164 0:19,573 0:11,809	0:44,246 0:13,337 0:19,465 0:11,444
Runde 7	0:13,289 0:19,862		0:44,139 0:13,207 0:19,422 0:11,510	0:44,349 0:13,179 0:19,632 0:11,538	0:44,255 0:13,203 0:19,560 0:11,492
Runde 8			0:44,316 0:13,223 0:19,605 0:11,488	0:44,165 0:13,129 0:19,492 0:11,544	0:44,210 0:13,220 0:19,514 0:11,476



**DEUTSCHE KART-MEISTERSCHAFT**

**Round 3: 12 - 14 / 07 / 2019**

**ERFTLANDRING KERPEN**





DMSB-RegNr:168/19

**Qualifying practice DKM (OK-Junior) Group 2**

Die schnellsten Zeiten

Ort	Nr. Fahrername	Zeit	Streckenl.	Ø Speed
Ziel	170 Zlisch, Connor	0:43,833	1107 m	90,9 km/h
Sektion 1	170 Zlisch, Connor	0:13,020	329 m	91,0 km/h
Sektion 2	106 Bergmeister, Jakob	0:19,331	475 m	88,5 km/h
Sektion 3	170 Zlisch, Connor	0:11,420	303 m	95,5 km/h

	Smr.119 Tanggaard, Emil DNK HK Motorsport	Smr.124 Jakobsen, Mathias Bjerre DNK TK Racing	Smr.109 Probst, Kaden NZL Darren Probst	Smr.111 Rehm, Maxim DEU Rehm Racing	Smr.188 Schmitz, Marc DEU Maxim Racing Sport
	theoretisch mögliche Bestzeit 0:44,223	theoretisch mögliche Bestzeit 0:44,272	theoretisch mögliche Bestzeit 0:44,293	theoretisch mögliche Bestzeit 0:44,391	theoretisch mögliche Bestzeit 0:44,282
best	Ziel 0:44,223 0:13,232 0:19,476 0:11,515	Ziel 0:44,272 0:13,267 0:19,403 0:11,602	Ziel 0:44,379 0:13,138 0:19,598 0:11,557	Ziel 0:44,391 0:13,228 0:19,628 0:11,535	Ziel 0:44,464 0:13,244 0:19,545 0:11,493
Runde 1	0:52,636 0:16,522 0:21,804 0:14,310	0:50,753 0:17,138 0:21,043 0:12,572	0:48,721 0:15,406 0:20,995 0:12,320	0:48,266 0:15,307 0:20,919 0:12,040	0:49,671 0:14,884 0:22,521 0:12,266
Runde 2	0:48,639 0:16,806 0:20,066 0:11,767	0:51,568 0:14,312 0:20,569 0:16,687	0:45,350 0:13,701 0:19,829 0:11,820	0:45,368 0:13,697 0:19,945 0:11,726	0:51,237 0:17,970 0:21,065 0:12,202
Runde 3	0:44,792 0:13,338 0:19,759 0:11,695	0:47,866 0:15,404 0:20,455 0:12,007	0:44,931 0:13,618 0:19,698 0:11,615	0:44,788 0:13,401 0:19,680 0:11,707	0:44,741 0:13,458 0:19,612 0:11,671
Runde 4	0:44,638 0:13,296 0:19,708 0:11,634	0:44,785 0:13,452 0:19,696 0:11,637	0:44,562 0:13,286 0:19,715 0:11,561	0:44,771 0:13,478 0:19,667 0:11,626	0:44,562 0:13,381 0:19,657 0:11,524
Runde 5	0:44,429 0:13,250 0:19,575 0:11,604	0:44,421 0:13,304 0:19,485 0:11,632	0:44,485 0:13,284 0:19,629 0:11,572	0:45,803 0:13,382 0:20,638 0:11,783	0:44,464 0:13,426 0:19,545 0:11,493
Runde 6	0:44,223 0:13,232 0:19,476 0:11,515	0:44,272 0:13,267 0:19,403 0:11,602	0:44,477 0:13,138 0:19,598 0:11,741	0:44,391 0:13,228 0:19,628 0:11,535	0:44,763 0:13,244 0:19,992 0:11,527
Runde 7			0:44,379 0:13,214 0:19,608 0:11,557	0:44,506 0:13,282 0:19,673 0:11,551	
Runde 8					

**DEUTSCHE KART-MEISTERSCHAFT**

**Round 3: 12 - 14 / 07 / 2019**

**ERFTLANDRING KERPEN**






DMSB-RegNr:168/19

**Qualifying practice DKM (OK-Junior) Group 2**

Die schnellsten Zeiten

Ort	Nr. Fahrername	Zeit	Streckenl.	Ø Speed
Ziel	170 Zlisch, Connor	0:43,833	1107 m	90,9 km/h
Sektion 1	170 Zlisch, Connor	0:13,020	329 m	91,0 km/h
Sektion 2	106 Bergmeister, Jakob	0:19,331	475 m	88,5 km/h
Sektion 3	170 Zlisch, Connor	0:11,420	303 m	95,5 km/h

	Stmr.113 Andronaco,Vincent DEU Team Hemkemeyer	Stmr.144 Karlsson,William SWE Nika International	Stmr.174 Ducoffre,Paul DEU CRG Keijzer racing	Stmr.136 Pedersen,Oscar SWE Bamberger Karttracing	Stmr.167 Nehmer,Gino DEU Millennium Racing Team
	theoretisch mögliche Bestzeit 0:44,623	theoretisch mögliche Bestzeit 0:44,602	theoretisch mögliche Bestzeit 0:44,603	theoretisch mögliche Bestzeit 0:44,670	theoretisch mögliche Bestzeit 0:44,715
best	Ziel Sektion 1 Sektion 2 Sektion 3 0:44,623 0:13,275 0:19,726 0:11,622	Ziel Sektion 1 Sektion 2 Sektion 3 0:44,650 0:13,243 0:19,735 0:11,624	Ziel Sektion 1 Sektion 2 Sektion 3 0:44,660 0:13,243 0:19,727 0:11,633	Ziel Sektion 1 Sektion 2 Sektion 3 0:44,715 0:13,255 0:19,742 0:11,673	Ziel Sektion 1 Sektion 2 Sektion 3 0:44,715 0:13,425 0:19,593 0:11,697
Runde 1	0:53,876 0:17,261 0:23,619 0:12,946	0:49,215 0:15,786 0:21,183 0:12,246	0:48,896 0:15,172 0:21,426 0:12,298	0:49,235 0:15,493 0:21,421 0:12,321	0:47,763 0:14,882 0:20,731 0:12,150
Runde 2	0:45,433 0:13,695 0:19,964 0:11,774	0:45,630 0:13,706 0:20,100 0:11,824	0:46,655 0:14,388 0:20,368 0:11,899	0:48,334 0:14,482 0:20,393 0:13,459	0:46,027 0:13,972 0:20,262 0:11,793
Runde 3	0:44,804 0:13,408 0:19,756 0:11,640	0:45,080 0:13,525 0:19,777 0:11,778	0:44,908 0:13,387 0:19,747 0:11,774	0:45,959 0:13,738 0:20,272 0:11,949	0:45,121 0:13,579 0:19,808 0:11,734
Runde 4	0:45,041 0:13,468 0:19,894 0:11,679	0:44,888 0:13,366 0:19,797 0:11,725	0:44,843 0:13,355 0:19,737 0:11,751	0:44,894 0:13,381 0:19,755 0:11,758	0:44,935 0:13,483 0:19,749 0:11,703
Runde 5	0:44,898 0:13,419 0:19,824 0:11,655	0:44,785 0:13,294 0:19,867 0:11,624	0:44,784 0:13,282 0:19,869 0:11,633	0:44,877 0:13,255 0:19,891 0:11,731	0:44,715 0:13,425 0:19,593 0:11,697
Runde 6	0:45,414 0:13,431 0:19,792 0:12,191	0:44,768 0:13,243 0:19,843 0:11,682	0:44,660 0:13,243 0:19,727 0:11,690	0:44,715 0:13,300 0:19,742 0:11,673	
Runde 7	0:44,789 0:13,390 0:19,766 0:11,633	0:44,650 0:13,278 0:19,735 0:11,637			
Runde 8	0:44,623 0:13,275 0:19,726 0:11,622				

**Round 3: 12 - 14 / 07 / 2019**

**ERFTLANDRING KERPEN**

**DEUTSCHE KART-MEISTERSCHAFT**

DMSB-RegNr:168/19

**Qualifying practice DKM (OK-Junior) Group 2**

Die schnellsten Zeiten

Ort	Nr. Fahrername	Zeit	Streckenl.	Ø Speed
Ziel	170 Zlisch, Connor	0:43,833	1107 m	90,9 km/h
Sektion 1	170 Zlisch, Connor	0:13,020	329 m	91,0 km/h
Sektion 2	106 Bergmeister, Jakob	0:19,331	475 m	88,5 km/h
Sektion 3	170 Zlisch, Connor	0:11,420	303 m	95,5 km/h

	Smr.118 Terkildsen,Magnus DNK HK Motorsport theoretisch mögliche Bestzeit 0:44,678	Smr.152 Scheef,Emil DNK Speedsupply theoretisch mögliche Bestzeit 0:44,810	Smr.142 Mustafa,Dalvin DEU Gazmend Mustafa theoretisch mögliche Bestzeit 0:45,293	Smr.116 Kristiansen,Marius DNK HK Motorsport theoretisch mögliche Bestzeit 0:49,205	
best	Ziel Sektion 1 Sektion 2 Sektion 3 0:44,718 0:13,227 0:19,714 0:11,737	Ziel Sektion 1 Sektion 2 Sektion 3 0:44,886 0:13,429 0:19,707 0:11,674	Ziel Sektion 1 Sektion 2 Sektion 3 0:45,359 0:13,480 0:19,871 0:11,942	Ziel Sektion 1 Sektion 2 Sektion 3 0:49,289 0:15,015 0:21,633 0:12,557	Ziel Sektion 1 Sektion 2 Sektion 3
Runde 1	0:48,703 0:15,516 0:21,005 0:12,182	0:49,127 0:15,940 0:20,974 0:12,213	0:48,965 0:15,591 0:20,989 0:12,385	0:52,630 0:16,368 0:22,858 0:13,404	
Runde 2	0:45,761 0:13,562 0:20,179 0:12,020	0:45,939 0:13,886 0:20,048 0:12,005	0:46,075 0:13,824 0:20,184 0:12,067	0:49,289 0:15,015 0:21,633 0:12,641	
Runde 3	0:45,851 0:13,575 0:20,432 0:11,844	0:45,699 0:13,729 0:19,964 0:12,006	0:45,359 0:13,546 0:19,871 0:11,942	0:49,535 0:15,188 0:21,790 0:12,557	
Runde 4	0:44,933 0:13,308 0:19,849 0:11,776	0:45,278 0:13,601 0:19,899 0:11,778	0:45,359 0:13,546 0:19,871 0:11,942	0:50,874 0:16,545 0:21,645 0:12,684	
Runde 5	0:44,718 0:13,229 0:19,752 0:11,737	0:45,226 0:13,621 0:19,811 0:11,794	0:45,359 0:13,546 0:19,871 0:11,942	0:50,874 0:16,545 0:21,645 0:12,684	
Runde 6	0:45,027 0:13,314 0:19,802 0:11,911	0:45,894 0:14,009 0:20,098 0:11,787	0:45,359 0:13,546 0:19,871 0:11,942	0:50,874 0:16,545 0:21,645 0:12,684	
Runde 7	0:44,981 0:13,227 0:19,714 0:12,040	0:45,055 0:13,429 0:19,824 0:11,802	0:45,359 0:13,546 0:19,871 0:11,942	0:50,874 0:16,545 0:21,645 0:12,684	
Runde 8	0:44,769 0:13,274 0:19,755 0:11,740	0:44,886 0:13,505 0:19,707 0:11,674	0:45,359 0:13,546 0:19,871 0:11,942	0:50,874 0:16,545 0:21,645 0:12,684	

### Qualifying practice DJKM (OK-Junior) Group 1

Strecke / track: 1107m  
 started: 20 classified: 20 not classified: 0





Pos	Str. Nr.	Fahrer / Driver	Nation	Bewerber / Sponsor	Nation	Lizenz R-Lizenz	Chassis / Motor / Reifen	Runden Laps	Differenz	Abstand Gap	beste Runde best Lap	in R. in L.	Geschw. Speed
1	129	SCIONTI, Enzo Riccardo	USA	Ward Racing	SWE	D 1845 SK 19 JR-C 102	Tony Kart / Vortex / Vega	7			0:43,989	6	90,6 km/h
2	146	DE HAAN, Robert	IND	ENERGY CORSE S.R.L.	ITA	40204 295423	Energy / TM / Vega	6	0:00,008	0:00,008	0:43,997	6	90,6 km/h
3	139	RÉVÉSZ, Levente	HUN	KR MOTORSPORT SRL	ITA	5746 436754	KR / Parilla / Vega	6	0:00,196	0:00,188	0:44,185	6	90,2 km/h
4	171	INTHRAPHUVASAK, Tasan	THA	KR MOTORSPORT SRL	ITA	IK-C-008 436754	KR / lame / Vega	7	0:00,220	0:00,024	0:44,209	5	90,1 km/h
5	137	BERGMAN, Calle	SWE	Ward Racing	SWE	200509023073 102	Tony Kart / Vortex / Vega	6	0:00,285	0:00,065	0:44,274	3	90,0 km/h
6	115	RIED, Lenny	DEU	Salgat Motorsport	DEU	IKCJ1173160 KBF1079882	Birel Art / TM / Vega	7	0:00,315	0:00,030	0:44,304	5	90,0 km/h
7	125	JULIUS-BERNHART, Janni	DEU	SRP Racing Team	DEU	IKCJ1136143 KBF1156791	Maranello / TM / Vega	6	0:00,396	0:00,081	0:44,385	6	89,8 km/h
8	117	OLSEN, Elias	DNK	HK Motorsport	DNK	67563 81330	Kart Republic / IAME / Vega	6	0:00,400	0:00,004	0:44,389	6	89,8 km/h
9	108	RAUER, Fabio	DEU	RS Schumacher Racing Team	DEU	IKCJ1164921 KBF1067587	Praga / TM / Vega	7	0:00,420	0:00,020	0:44,409	6	89,7 km/h
10	122	HO, Christian	SGP	Ricky Flynn Motorsport	GBR	026/1/KT 162392	FA Victory R / Vortex / Vega	7	0:00,445	0:00,025	0:44,434	5	89,7 km/h
11	121	LÜSCHER, Ekaterina	CHE	Innovate Competition	CHE	500305 500033	Exprit / IAME / Vega	9	0:00,492	0:00,047	0:44,481	7	89,6 km/h
12	114	MAGNUSSEN, Mickey	DNK	RS Competition	DNK	57430 36053	Tony Kart / Vortex / Vega	7	0:00,502	0:00,010	0:44,491	6	89,6 km/h
13	112	GRÖNDAHL, Torben	DEU	Team Hemkemeyer	DEU	IKCJ1174061 KBF1079090	Intrepid / IAME / Vega	9	0:00,583	0:00,081	0:44,572	8	89,4 km/h
14	189	TOHUM, Arthur	DEU	Servet Tohum	DEU	IKCJ1160352 1201621	Tony Kart / TM / Vega	6	0:00,740	0:00,157	0:44,729	6	89,1 km/h
15	141	RIEBERER, Paul	AUT	Hold Maranello Racing Team	AUT	JK2062 BK 003	Maranello / TM / Vega	9	0:00,808	0:00,068	0:44,797	5	89,0 km/h
16	128	JAROMIN, David	DEU	SRP Racing Team	DEU	IKCJ1176826 KBF1156791	Maranello / TM / Vega	7	0:00,815	0:00,007	0:44,804	7	88,9 km/h
17	155	INDERFURTH, Luca	DEU	RL-Competition.com	DEU	IKJ1174117 KBF1132168	CRG / TM / Vega	9	0:01,037	0:00,222	0:45,026	7	88,5 km/h
18	181	OUIZIEL, Andrey	ARE	ENERGY CORSE S.R.L.	ITA	K19 036 295423	Energy / TM / Vega	7	0:01,258	0:00,221	0:45,247	4	88,1 km/h
19	120	FELBERMAYR, Horst Felix	AUT	Salgat Motorsport	DEU	JK2178 KBF1079882	Ricciardo / TM / Vega	7	0:01,310	0:00,052	0:45,299	4	88,0 km/h
20	138	QUONDAMCARLO, Manuel	ITA	DR SRL	ITA	370486 296449	DR / Modena / Vega	7	0:01,615	0:00,305	0:45,604	5	87,4 km/h

Rennleitung: Volker Ehekircher Racedirektor: Horst Seidel  
 Sportkommissare: Yasin Özer / Tobias Amann / Peter Brings / Florian Koziol  
 Techn. Kommissare: Hans-Jürgen Dangers / M. Grasshoff / C. Schmidt / J. Lawinger / D. Pietzko / H.-W. Schäfer / K.L. Ruszczynski / A. Sengpiel  
 Zeitnahme: KART-DATA timing service Franz Schieszler / Manuela Hintner

Zeitnahme / timekeeping

control   
 Franz Schieszler

freigegeben: 10:44:53

**DEUTSCHE KART-MEISTERSCHAFT**

**Round 3: 12 - 14 / 07 / 2019**





**ERFTLANDRING KERPEN**

**DMSB**

DMSB-RegNr.:168/19

### Qualifying practice DJKM (OK-Junior) Group 1

Fahrername Driver	Scionti Enzo Riccardo	De Haan Robert	Révész Levente	Inthraphuvasak Tasanapol	Bergman Calle	Ried Lenny	Julius-Bernhart Jannik	Olsen Elias	Rauer Fabio	Ho Christian	Lüscher Ekaterina	Magnussen Mickey
schnellste Runde in Runde	0:43,989 Rn. 6	0:43,997 Rn. 6	0:44,185 Rn. 6	0:44,209 Rn. 5	0:44,274 Rn. 3	0:44,304 Rn. 5	0:44,385 Rn. 6	0:44,389 Rn. 6	0:44,409 Rn. 6	0:44,434 Rn. 5	0:44,481 Rn. 7	0:44,491 Rn. 6
Speed	90,6 km/h	90,6 km/h	90,2 km/h	90,1 km/h	90,0 km/h	90,0 km/h	89,8 km/h	89,8 km/h	89,7 km/h	89,7 km/h	89,6 km/h	89,6 km/h
Lap 1	0:47,793	0:47,797	0:52,752	0:48,493	0:48,208	0:49,203	0:50,066	0:50,151	0:47,669	0:48,470	0:50,559	0:48,737
Lap 2	0:44,707	0:44,593	0:48,543	0:45,012	0:45,009	0:45,911	0:45,761	0:45,566	0:45,411	0:44,689	0:46,523	0:45,691
Lap 3	0:44,222	0:44,180	0:44,578	0:44,547	0:44,274	0:44,953	0:45,050	0:44,881	0:44,696	0:44,880	0:45,838	0:44,797
Lap 4	0:44,186	0:44,122	0:44,251	0:44,932	0:45,485	0:44,389	0:44,571	0:46,429	0:44,605	0:44,448	0:45,122	0:44,773
Lap 5	0:44,059	0:44,092	0:44,477	0:44,209	0:44,643	0:44,304	0:44,886	0:44,427	0:44,450	0:44,434	0:45,180	0:44,745
Lap 6	0:43,989	0:43,997	0:44,185	0:44,544	0:44,420	0:44,612	0:44,385	0:44,389	0:44,409	0:44,455	0:44,595	0:44,491
Lap 7	0:44,289			0:44,343		0:44,413			0:44,484	0:44,539	0:44,481	0:44,787
Lap 8											0:44,532	
Lap 9											0:44,693	







**DEUTSCHE KART-MEISTERSCHAFT**

**Round 3: 12 - 14 / 07 / 2019**

**ERFTLANDRING KERPEN**

**DMSB**



DMSB-RegNr.:168/19

### Qualifying practice DJKM (OK-Junior) Group 1

Fahrername Driver	Gröndahl Torben	Tohum Arthur	Rieberer Paul	Jaromin David	Inderfurth Luca	Ouziel Andrey	Felbermayr Horst Felix	Quondamcarlo Manuel
schnellste Runde in Runde	0:44,572 Rn. 8	0:44,729 Rn. 6	0:44,797 Rn. 5	0:44,804 Rn. 7	0:45,026 Rn. 7	0:45,247 Rn. 4	0:45,299 Rn. 4	0:45,604 Rn. 5
Speed	89,4 km/h	89,1 km/h	89,0 km/h	88,9 km/h	88,5 km/h	88,1 km/h	88,0 km/h	87,4 km/h
Lap 1	0:48,398	0:49,973	0:55,255	0:48,658	0:52,713	0:49,928	0:49,386	0:56,402
Lap 2	0:45,814	0:45,958	0:49,075	0:45,527	0:47,026	0:47,078	0:45,990	0:48,416
Lap 3	0:45,317	0:45,376	0:46,028	0:44,829	0:46,238	0:45,954	0:45,472	0:46,236
Lap 4	0:46,667	0:45,072	0:45,281	0:44,948	0:45,794	0:45,247	0:45,299	0:45,988
Lap 5	0:45,049	0:45,023	0:44,797	0:45,618	0:45,527	0:46,754	0:45,972	0:45,604
Lap 6	0:44,896	0:44,729	0:44,869	0:44,969	0:45,410	0:45,558	0:45,685	0:45,690
Lap 7	0:45,095		0:45,851	0:44,804	0:45,026	0:45,467	0:45,409	0:46,514
Lap 8	0:44,572		0:45,102		0:45,077			
Lap 9	0:44,632		0:45,292		0:45,674			







**DEUTSCHE KART-MEISTERSCHAFT**





**Round 3: 12 - 14 / 07 / 2019**

**ERFTLANDRING KERPEN**

DMSB-RegNr:168/19

## Qualifying practice DJKM (OK-Junior) Group 1


Ziel		Sektion 1		Sektion 2		Sektion 3	
Fahrername	Zeit	Fahrername	Zeit	Fahrername	Zeit	Fahrername	Zeit
1 129 Scionti, Enzo Riccardo	0:43,989	129 Scionti, Enzo Riccardo	0:13,068	146 De Haan, Robert	0:19,355	129 Scionti, Enzo Riccardo	0:11,477
2 146 De Haan, Robert	0:43,997	146 De Haan, Robert	0:13,084	129 Scionti, Enzo Riccardo	0:19,414	139 Révész, Levente	0:11,483
3 139 Révész, Levente	0:44,185	171 Inthraphuvasak, Tasanap	0:13,138	171 Inthraphuvasak, Tasanap	0:19,415	146 De Haan, Robert	0:11,489
4 171 Inthraphuvasak, Tasanap	0:44,209	121 Lüscher, Ekaterina	0:13,143	139 Révész, Levente	0:19,442	108 Rauer, Fabio	0:11,500
5 137 Bergman, Calle	0:44,274	139 Révész, Levente	0:13,165	115 Ried, Lenny	0:19,457	137 Bergman, Calle	0:11,517
6 115 Ried, Lenny	0:44,304	122 Ho, Christian	0:13,182	117 Olsen, Elias	0:19,470	128 Jaromin, David	0:11,544
7 125 Julius-Bernhart, Jannik	0:44,385	115 Ried, Lenny	0:13,198	137 Bergman, Calle	0:19,471	171 Inthraphuvasak, Tasanap	0:11,571
8 117 Olsen, Elias	0:44,389	125 Julius-Bernhart, Jannik	0:13,227	125 Julius-Bernhart, Jannik	0:19,509	112 Gröndahl, Torben	0:11,597
9 108 Rauer, Fabio	0:44,409	114 Magnussen, Mickey	0:13,229	114 Magnussen, Mickey	0:19,555	117 Olsen, Elias	0:11,607
10 122 Ho, Christian	0:44,434	117 Olsen, Elias	0:13,235	108 Rauer, Fabio	0:19,561	115 Ried, Lenny	0:11,613
11 121 Lüscher, Ekaterina	0:44,481	137 Bergman, Calle	0:13,236	122 Ho, Christian	0:19,563	122 Ho, Christian	0:11,616
12 114 Magnussen, Mickey	0:44,491	108 Rauer, Fabio	0:13,280	121 Lüscher, Ekaterina	0:19,587	141 Rieberer, Paul	0:11,624
13 112 Gröndahl, Torben	0:44,572	189 Tohum, Arthur	0:13,286	112 Gröndahl, Torben	0:19,641	125 Julius-Bernhart, Jannik	0:11,627
14 189 Tohum, Arthur	0:44,729	112 Gröndahl, Torben	0:13,324	189 Tohum, Arthur	0:19,680	114 Magnussen, Mickey	0:11,654
15 141 Rieberer, Paul	0:44,797	141 Rieberer, Paul	0:13,330	128 Jaromin, David	0:19,681	121 Lüscher, Ekaterina	0:11,672
16 128 Jaromin, David	0:44,804	128 Jaromin, David	0:13,395	155 Inderfurth, Luca	0:19,736	189 Tohum, Arthur	0:11,710
17 155 Inderfurth, Luca	0:45,026	155 Inderfurth, Luca	0:13,403	141 Rieberer, Paul	0:19,783	181 Ouziel, Andrey	0:11,721
18 181 Ouziel, Andrey	0:45,247	181 Ouziel, Andrey	0:13,410	181 Ouziel, Andrey	0:19,862	120 Felbermayr, Horst Felix	0:11,732
19 120 Felbermayr, Horst Felix	0:45,299	120 Felbermayr, Horst Felix	0:13,462	120 Felbermayr, Horst Felix	0:19,888	155 Inderfurth, Luca	0:11,755
20 138 Quondamcarlo, Manuel	0:45,604	138 Quondamcarlo, Manuel	0:13,575	138 Quondamcarlo, Manuel	0:20,026	138 Quondamcarlo, Manuel	0:11,842

**DEUTSCHE KART-MEISTERSCHAFT**

**Round 3: 12 - 14 / 07 / 2019**

**ERFTLANDRING KERPEN**



DMSB-RegNr:168/19





**Qualifying practice DKM (OK-Junior) Group 1**

Die schnellsten Zeiten

Ort	Nr. Fahrername	Zeit	Streckenl.	Ø Speed
Ziel	129 Sciomfi, Enzo Riccardo	0:43,989	1107 m	90,6 km/h
Sektion 1	129 Sciomfi, Enzo Riccardo	0:13,068	329 m	90,6 km/h
Sektion 2	146 De Haan, Robert	0:19,355	475 m	88,3 km/h
Sektion 3	129 Sciomfi, Enzo Riccardo	0:11,477	303 m	95,0 km/h

	Smr.129 Sciomfi, Enzo Riccardo USA Ward Racing			Smr.146 De Haan, Robert MLD ENERGY CORSE S.R.L.			Smr.139 Révész, Levente HUN KR MOTORSPT SRL			Smr.171 Inthraphuvasak, Tasanapol THA KR MOTORSPT SRL			Smr.137 Bergman, Calle SWE Ward Racing		
	theoretisch mögliche Bestzeit	Ziel	Sektion 3	theoretisch mögliche Bestzeit	Ziel	Sektion 3	theoretisch mögliche Bestzeit	Ziel	Sektion 3	theoretisch mögliche Bestzeit	Ziel	Sektion 3	theoretisch mögliche Bestzeit	Ziel	Sektion 3
best	0:43,989	0:13,068	0:11,477	0:43,997	0:13,084	0:11,489	0:44,185	0:13,165	0:11,483	0:44,209	0:13,138	0:11,571	0:44,274	0:13,236	0:11,517
Runde 1	0:47,793	0:15,024	0:11,968	0:47,797	0:15,279	0:11,909	0:52,752	0:15,926	0:12,354	0:48,493	0:14,787	0:12,383	0:48,208	0:14,820	0:12,207
Runde 2	0:44,707	0:13,433	0:11,560	0:44,593	0:13,383	0:11,536	0:48,543	0:14,087	0:11,787	0:45,012	0:13,542	0:11,703	0:45,009	0:13,542	0:11,562
Runde 3	0:44,222	0:13,151	0:11,526	0:44,180	0:13,156	0:11,500	0:44,578	0:13,254	0:11,589	0:44,547	0:13,289	0:11,755	0:44,274	0:13,236	0:11,567
Runde 4	0:44,186	0:13,128	0:11,496	0:44,122	0:13,112	0:11,655	0:44,251	0:13,177	0:11,483	0:44,932	0:13,649	0:11,824	0:45,485	0:13,373	0:11,689
Runde 5	0:44,059	0:13,125	0:11,520	0:44,092	0:13,119	0:11,489	0:44,477	0:13,183	0:11,599	0:44,209	0:13,188	0:11,606	0:44,643	0:13,279	0:11,600
Runde 6	0:43,989	0:13,068	0:11,477	0:43,997	0:13,084	0:11,505	0:44,185	0:13,165	0:11,578	0:44,544	0:13,138	0:11,959	0:44,420	0:13,329	0:11,517
Runde 7	0:44,289	0:13,184	0:11,644	0:44,141	0:13,141	0:11,624				0:44,343	0:13,273	0:11,571			
Runde 8															




**DEUTSCHE KART-MEISTERSCHAFT**

**Round 3: 12 - 14 / 07 / 2019**

**ERFTLANDRING KERPEN**







DMSB-RegNr:168/19

**Qualifying practice DKM (OK-Junior) Group 1**

Die schnellsten Zeiten

Ort	Nr. Fahrername	Zeit	Streckenl.	Ø Speed
Ziel	129 Scionfi, Enzo Riccardo	0:43,989	1107 m	90,6 km/h
Sektion 1	129 Scionfi, Enzo Riccardo	0:13,068	329 m	90,6 km/h
Sektion 2	146 De Haan, Robert	0:19,355	475 m	88,3 km/h
Sektion 3	129 Scionfi, Enzo Riccardo	0:11,477	303 m	95,0 km/h

	Smr.115 Ried, Lenny DEU Solgat Motorsport	Smr.125 Julius-Bernhart, Jannik DEU SRP Racing Team	Smr.117 Olsen, Elias DNK HK Motorsport	Smr.108 Rouer, Fabio DEU RS Schumacher Racing Team	Smr.122 Ho, Christian SGP Ricky Flynn Motorsport
	theoretisch mögliche Bestzeit 0:44,268	theoretisch mögliche Bestzeit 0:44,363	theoretisch mögliche Bestzeit 0:44,312	theoretisch mögliche Bestzeit 0:44,341	theoretisch mögliche Bestzeit 0:44,361
best	Ziel Sektion 1 Sektion 2 Sektion 3 0:44,304 0:13,198 0:19,457 0:11,613	Ziel Sektion 1 Sektion 2 Sektion 3 0:44,385 0:13,227 0:19,509 0:11,627	Ziel Sektion 1 Sektion 2 Sektion 3 0:44,389 0:13,235 0:19,470 0:11,607	Ziel Sektion 1 Sektion 2 Sektion 3 0:44,409 0:13,280 0:19,561 0:11,500	Ziel Sektion 1 Sektion 2 Sektion 3 0:44,434 0:13,182 0:19,563 0:11,616
Runde 1	0:49,203 0:16,015 0:20,883 0:12,305	0:50,066 0:15,921 0:21,716 0:12,429	0:50,151 0:16,220 0:21,522 0:12,409	0:47,669 0:14,857 0:20,730 0:12,082	0:48,470 0:14,964 0:21,509 0:11,997
Runde 2	0:45,911 0:13,943 0:20,043 0:11,925	0:45,761 0:13,655 0:20,305 0:11,801	0:45,566 0:13,742 0:19,998 0:11,826	0:45,411 0:13,808 0:19,877 0:11,726	0:44,689 0:13,378 0:19,687 0:11,624
Runde 3	0:44,953 0:13,514 0:19,756 0:11,683	0:45,050 0:13,425 0:19,780 0:11,845	0:44,881 0:13,395 0:19,719 0:11,767	0:44,696 0:13,405 0:19,708 0:11,583	0:44,880 0:13,237 0:19,726 0:11,917
Runde 4	0:44,389 0:13,226 0:19,514 0:11,649	0:44,571 0:13,368 0:19,550 0:11,653	0:46,429 0:13,440 0:20,787 0:12,202	0:44,605 0:13,360 0:19,606 0:11,639	0:44,448 0:13,265 0:19,567 0:11,616
Runde 5	0:44,304 0:13,202 0:19,457 0:11,645	0:44,886 0:13,227 0:19,807 0:11,852	0:44,427 0:13,235 0:19,470 0:11,722	0:44,450 0:13,362 0:19,563 0:11,525	0:44,434 0:13,240 0:19,563 0:11,631
Runde 6	0:44,612 0:13,230 0:19,712 0:11,670	0:44,385 0:13,249 0:19,509 0:11,627	0:44,389 0:13,299 0:19,483 0:11,607	0:44,409 0:13,280 0:19,561 0:11,568	0:44,455 0:13,182 0:19,594 0:11,679
Runde 7	0:44,413 0:13,198 0:19,602 0:11,613			0:44,484 0:13,348 0:19,636 0:11,500	0:44,539 0:13,191 0:19,731 0:11,617
Runde 8					

**DEUTSCHE KART-MEISTERSCHAFT**

**Round 3: 12 - 14 / 07 / 2019**

**ERFTLANDRING KERPEN**





DMSB-RegNr:168/19

**Qualifying practice DKM (OK-Junior) Group 1**

Die schnellsten Zeiten

Ort	Nr. Fahrername	Zeit	Streckenl.	Ø Speed
Ziel	129 Scionfi, Enzo Riccardo	0:43,989	1107 m	90,6 km/h
Sektion 1	129 Scionfi, Enzo Riccardo	0:13,068	329 m	90,6 km/h
Sektion 2	146 De Haan, Robert	0:19,355	475 m	88,3 km/h
Sektion 3	129 Scionfi, Enzo Riccardo	0:11,477	303 m	95,0 km/h

	Smr.121 Lüscher, Ekaterina CHE	Smr.114 Magnussen, Mickey DNK	Smr.112 Gröndahl, Torben DEU	Smr.189 Tohum, Arthur DEU	Smr.141 Rieberer, Paul AUT
	Innovate Competition	RS Competition	Team Hemkemeyer	Servet Tohum	Hold Maranello Racing Team
	theoretisch mögliche Bestzeit 0:44,402	theoretisch mögliche Bestzeit 0:44,438	theoretisch mögliche Bestzeit 0:44,562	theoretisch mögliche Bestzeit 0:44,676	theoretisch mögliche Bestzeit 0:44,737
best	Ziel Sektion 1 Sektion 2 Sektion 3	Ziel Sektion 1 Sektion 2 Sektion 3	Ziel Sektion 1 Sektion 2 Sektion 3	Ziel Sektion 1 Sektion 2 Sektion 3	Ziel Sektion 1 Sektion 2 Sektion 3
Runde 1	0:44,481 0:13,143 0:19,587 0:11,672	0:48,737 0:15,436 0:21,011 0:12,290	0:48,398 0:15,106 0:20,960 0:12,332	0:49,973 0:15,586 0:21,777 0:12,610	0:55,255 0:17,433 0:24,133 0:13,689
Runde 2	0:46,523 0:13,909 0:20,379 0:12,235	0:45,691 0:13,607 0:19,975 0:12,109	0:45,814 0:13,837 0:20,077 0:11,900	0:45,958 0:13,879 0:20,188 0:11,891	0:49,075 0:14,787 0:21,628 0:12,660
Runde 3	0:45,838 0:13,702 0:20,157 0:11,979	0:44,797 0:13,431 0:19,712 0:11,654	0:45,317 0:13,558 0:19,934 0:11,825	0:45,376 0:13,458 0:20,065 0:11,853	0:46,028 0:13,875 0:20,225 0:11,928
Runde 4	0:45,122 0:13,475 0:19,796 0:11,851	0:44,773 0:13,268 0:19,617 0:11,888	0:46,667 0:13,428 0:21,424 0:11,815	0:45,072 0:13,461 0:19,864 0:11,747	0:45,281 0:13,505 0:19,968 0:11,808
Runde 5	0:45,180 0:13,484 0:19,881 0:11,815	0:44,745 0:13,355 0:19,693 0:11,697	0:45,049 0:13,324 0:20,080 0:11,645	0:45,023 0:13,543 0:19,770 0:11,710	0:44,797 0:13,390 0:19,783 0:11,624
Runde 6	0:44,595 0:13,298 0:19,587 0:11,710	0:44,491 0:13,236 0:19,555 0:11,700	0:44,896 0:13,418 0:19,672 0:11,806	0:44,729 0:13,266 0:19,680 0:11,763	0:44,869 0:13,403 0:19,798 0:11,668
Runde 7	0:44,481 0:13,188 0:19,621 0:11,672	0:44,787 0:13,229 0:19,827 0:11,731	0:45,095 0:13,436 0:19,951 0:11,708		0:45,851 0:13,330 0:20,105 0:12,416
Runde 8	0:44,532 0:13,143 0:19,614 0:11,775		0:44,572 0:13,334 0:19,641 0:11,597		0:45,102 0:13,458 0:19,897 0:11,747
Runde 9	0:44,693 0:13,233 0:19,707 0:11,753		0:44,632 0:13,350 0:19,660 0:11,622		0:45,292 0:13,577 0:19,965 0:11,750

**DEUTSCHE KART-MEISTERSCHAFT**

**Round 3: 12 - 14 / 07 / 2019**

**ERFTLANDRING KERPEN**

DMSB-RegNr:168/19

**Qualifying practice DKM (OK-Junior) Group 1**

Die schnellsten Zeiten

Ort	Nr. Fahrername	Zeit	Streckenl.	Ø Speed
Ziel	129 Scionti, Enzo Riccardo	0:43,989	1107 m	90,6 km/h
Sektion 1	129 Scionti, Enzo Riccardo	0:13,068	329 m	90,6 km/h
Sektion 2	146 De Haan, Robert	0:19,355	475 m	88,3 km/h
Sektion 3	129 Scionti, Enzo Riccardo	0:11,477	303 m	95,0 km/h

	Smr. 128 Jaromin, David DEU SRP Racing Team			Smr. 155 Inderfurth, Luca DEU RL-Competition.com			Smr. 181 Ouziel, Andrey ARE ENERGY CORSE S.R.L.			Smr. 120 Felbermayr, Horst Felix AUT Solgat Motorsport			Smr. 138 Quondamcarlo, Manuel ITA DR SRL		
	theoretisch mögliche Bestzeit	Sektion 2	Sektion 3	theoretisch mögliche Bestzeit	Sektion 1	Sektion 2	Sektion 3	theoretisch mögliche Bestzeit	Sektion 1	Sektion 2	Sektion 3	theoretisch mögliche Bestzeit	Sektion 1	Sektion 2	Sektion 3
best	0:44,804	0:13,395	0:11,544	0:45,026	0:13,403	0:19,736	0:11,755	0:45,247	0:13,410	0:19,862	0:11,721	0:45,299	0:13,462	0:19,888	0:11,732
Runde 1	0:48,658	0:15,212	0:12,401	0:52,713	0:18,018	0:21,918	0:12,777	0:49,928	0:15,688	0:21,357	0:12,883	0:49,386	0:15,892	0:21,108	0:12,386
Runde 2	0:45,527	0:13,775	0:11,737	0:47,026	0:14,303	0:20,452	0:12,271	0:47,078	0:14,707	0:20,366	0:12,005	0:45,990	0:13,882	0:20,133	0:11,975
Runde 3	0:44,829	0:13,529	0:11,544	0:46,238	0:13,843	0:20,301	0:12,094	0:45,954	0:13,520	0:20,484	0:11,950	0:45,472	0:13,634	0:20,055	0:11,783
Runde 4	0:44,948	0:13,428	0:11,753	0:45,794	0:13,666	0:20,072	0:12,056	0:45,247	0:13,626	0:19,900	0:11,721	0:45,299	0:13,633	0:19,888	0:11,778
Runde 5	0:45,618	0:13,395	0:11,839	0:45,527	0:13,701	0:19,995	0:11,831	0:46,754	0:13,483	0:20,777	0:12,494	0:45,972	0:13,462	0:20,637	0:11,873
Runde 6	0:44,969	0:13,533	0:11,710	0:45,410	0:13,656	0:19,857	0:11,897	0:45,558	0:13,712	0:20,064	0:11,782	0:45,685	0:13,904	0:20,021	0:11,760
Runde 7	0:44,804	0:13,405	0:11,718	0:45,026	0:13,535	0:19,736	0:11,755	0:45,467	0:13,410	0:19,862	0:12,195	0:45,409	0:13,699	0:19,978	0:11,732
Runde 8	0:45,077	0:13,403	0:11,805	0:45,077	0:13,403	0:19,869	0:11,805								
Runde 9	0:45,674	0:13,426	0:11,914	0:45,674	0:13,426	0:20,334	0:11,914								

### free practice DJKM (OK-Junior) Group 2

Strecke / track: 1107m  
 started: 19 classified: 19 not classified: 0

Pos	Str. Nr.	Fahrer / Driver	Nation	Bewerber / Sponsor	Nation	Lizenz R-Lizenz	Chassis / Motor / Reifen	Runden Laps	Differenz	Abstand Gap	beste Runde best Lap	in R. in L.	Geschw. Speed
1	106	BERGMEISTER, Jakob	DEU	Millennium Racing Team	DEU	IKCJ1156048 KBF1095578	Tony Kart / Vortex / Vega	11			0:43,934	8	90,7 km/h
2	170	ZILISCH, Connor	USA	Ward Racing	SWE	D18805K19JRC 102	Tony Kart / Vortex / Vega	12	0:00,063	0:00,063	0:43,997	11	90,6 km/h
3	175	GREGOR, Daniel	DEU	Junior TEAM75	DEU	IKCJ1168157 KBF1154079	Kart Republic / IAME / Vega	13	0:00,223	0:00,160	0:44,157	12	90,3 km/h
4	132	LEISTRA, Luca	BEL	RS Schumacher Racing Team	DEU	909365 KBF1067587	IPK Praga / TM / Vega	11	0:00,345	0:00,122	0:44,279	10	90,0 km/h
5	107	NAUDÉ, Toni Kayla	CHE	Innovate Competition	CHE	500287 500033	Exprit / IAME / Vega	12	0:00,397	0:00,052	0:44,331	12	89,9 km/h
6	124	JAKOBSEN, Mathias Bjerre	DNK	TK Racing	DNK	74056 52208	FA Kart / TM / Vega	11	0:00,512	0:00,115	0:44,446	11	89,7 km/h
7	188	SCHMITZ, Marc	DEU	Maxim Racing Sport	DEU	IKCJ1167039 KBF1167038	Exprit / Vortex / Vega	13	0:00,527	0:00,015	0:44,461	13	89,6 km/h
8	109	PROBST, Kaden	NZL	Darren Probst	NZL	148E 66542	Tony Kart / Vortex / Vega	13	0:00,564	0:00,037	0:44,498	11	89,6 km/h
9	119	TANGGAARD, Emil	DNK	HK Motorsport	DNK	81330	Kart Republic / TM / Vega	13	0:00,649	0:00,085	0:44,583	13	89,4 km/h
10	113	ANDRONACO, Vincent	DEU	Team Hemkemeyer	DEU	IKCJ1160869 KBF1079090	Intrepid / IAME / Vega	11	0:00,709	0:00,060	0:44,643	11	89,3 km/h
11	174	DUCCOFFRE, Paul	DEU	CRG Keijzer racing	IND	IKCJ1183496 28613	CRG / IAME / Vega	12	0:00,885	0:00,176	0:44,819	12	88,9 km/h
12	167	NEHMER, Gino	DEU	Millennium Racing Team	DEU	IKCJ1185625 KBF1095578	Tony Kart / Vortex / Vega	13	0:00,966	0:00,081	0:44,900	10	88,8 km/h
13	136	PEDERSEN, Oscar	SWE	Bamberger Karttracing	DEU	200603168956 KBF1197896	Luxor / LKE / Vega	12	0:00,971	0:00,005	0:44,905	10	88,7 km/h
14	144	KARLSSON, William	SWE	Nika International	SWE	200510185879 222	Exprit / Vortex / Vega	13	0:01,063	0:00,092	0:44,997	12	88,6 km/h
15	111	REHM, Maxim	DEU	Rehm Racing	DEU	IKCJ1166371 KBF1044805	CRG / TM / Vega	12	0:01,165	0:00,102	0:45,099	9	88,4 km/h
16	118	TERKILDSEN, Magnus	DNK	HK Motorsport	DNK	58099 81330	Kart Republic / IAME / Vega	10	0:01,311	0:00,146	0:45,245	7	88,1 km/h
17	142	MUSTAFA, Dalvin	DEU	Gazmend Mustafa	DEU	IKCJ1173436 BEK1199671	Tony Kart / IAME / Vega	11	0:01,348	0:00,037	0:45,282	10	88,0 km/h
18	152	SCHEEF, Emil	DNK	Speedsupply	DNK	66544 61513	Haase / IAME / Vega	12	0:01,711	0:00,363	0:45,645	10	87,3 km/h
19	116	KRISTIANSEN, Marius	DNK	HK Motorsport	DNK	66433 81330	Kart Republic / IAME / Vega	4	0:02,177	0:00,466	0:46,111	2	86,4 km/h


Rennleitung: Volker Ehekircher Racedirektor: Horst Seidel

Sportkommissare: Yasin Özer / Tobias Amann / Peter Brings / Florian Koziol

Techn. Kommissare: Hans-Jürgen Dangers / M. Grasshoff / C. Schmidt / J. Lawinger / D. Pietzko / H.-W. Schäfer / K.L. Ruszczyński / A. Sengpiel

Zeitnahme: KART-DATA timing service Franz Schieszler / Manuela Hintner






**DEUTSCHE KART-MEISTERSCHAFT**

**Round 3: 12 - 14 / 07 / 2019**

**ERFTLANDRING KERPEN**







**DMSB**

DMSB-RegNr.:168/19

### free practice DJKM (OK-Junior) Group 2

Fahrername Driver	Bergmeister Jakob	Zilisch Connor	Gregor Daniel	Leistra Luca	Naudé Toni Kayla	Jakobsen Mathias Bierre	Schmitz Marc	Probst Kaden	Tangaard Emil	Andronaco Vincent	Ducoffre Paul	Nehmer Gino
schleunigste Runde	0:43,934 Rn. 8	0:43,997 Rn. 11	0:44,157 Rn. 12	0:44,279 Rn. 10	0:44,331 Rn. 12	0:44,446 Rn. 11	0:44,461 Rn. 13	0:44,498 Rn. 11	0:44,583 Rn. 13	0:44,643 Rn. 11	0:44,819 Rn. 12	0:44,900 Rn. 10
Speed	90,7 km/h	90,6 km/h	90,3 km/h	90,0 km/h	89,9 km/h	89,7 km/h	89,6 km/h	89,6 km/h	89,4 km/h	89,3 km/h	88,9 km/h	88,8 km/h
Lap 1	0:56,015	0:50,239	0:49,361	1:28,655	0:51,801	0:51,114	0:47,396	0:49,621	0:48,779	0:48,941	0:54,159	0:51,265
Lap 2	0:52,530	0:51,124	0:45,822	1:38,919	0:47,343	0:45,496	0:45,643	0:46,130	0:45,789	0:45,477	0:49,247	0:48,850
Lap 3	0:45,467	0:48,715	0:48,354	0:49,234	0:54,165	0:45,517	0:46,328	0:46,478	0:45,248	0:47,174	0:49,262	0:47,852
Lap 4	0:44,765	0:45,795	0:48,090	0:45,820	0:47,549	2:37,720	0:52,851	0:47,691	0:47,929	2:18,822	0:47,049	0:49,664
Lap 5	0:45,448	0:45,041	0:45,159	0:44,804	0:45,399	0:51,064	0:45,586	0:48,072	0:46,035	0:46,670	0:46,433	0:46,659
Lap 6	0:44,729	0:45,565	0:44,734	0:44,630	0:45,052	0:46,068	0:46,180	0:46,982	0:45,088	0:45,102	0:45,843	0:45,771
Lap 7	0:44,214	0:45,430	0:44,314	0:44,565	0:44,788	0:44,708	0:45,349	0:45,237	0:45,115	0:44,724	0:45,133	0:45,331
Lap 8	0:43,934	0:44,577	0:44,352	0:44,387	0:46,236	0:44,478	0:45,205	0:44,957	0:45,062	0:45,024	0:45,251	0:45,850
Lap 9	0:44,367	0:44,109	0:44,737	0:44,469	0:46,813	0:44,675	0:44,715	0:44,849	0:50,523	0:44,733	0:45,291	0:44,979
Lap 10	0:44,301	0:44,489	0:45,876	0:44,279	0:44,393	0:44,606	0:45,523	0:45,002	0:44,782	0:44,757	0:45,546	0:44,900
Lap 11	0:44,175	0:43,997	0:44,334	0:44,429	0:44,445	0:44,446	0:44,757	0:44,498	0:44,664	0:44,643	0:44,837	0:44,910
Lap 12		0:44,412	0:44,157		0:44,331		0:44,462	0:44,569	0:44,877		0:44,819	0:44,976
Lap 13			0:44,282				0:44,461	0:44,608	0:44,583			0:44,975







**DEUTSCHE KART-MEISTERSCHAFT**

**Round 3: 12 - 14 / 07 / 2019**

**ERFTLANDRING KERPEN**

**DMSB**



DMSB-RegNr.:168/19

### free practice DJKM (OK-Junior) Group 2

Fahrername Driver	Pedersen Oscar	Karlsson William	Rehm Maxim	Terkiidsen Magnus	Mustafa Dalvin	Scheef Emil	Kristiansen Marius
schnellste Runde in Runde	0:44,905 Rn. 10	0:44,997 Rn. 12	0:45,099 Rn. 9	0:45,245 Rn. 7	0:45,282 Rn. 10	0:45,645 Rn. 10	0:46,111 Rn. 2
Speed	88,7 km/h	88,6 km/h	88,4 km/h	88,1 km/h	88,0 km/h	87,3 km/h	86,4 km/h
Lap 1	0:52,080	0:48,604	0:53,112	0:50,482	0:49,947	0:54,254	0:49,954
Lap 2	0:46,843	0:46,574	0:46,312	0:46,236	0:47,911	0:53,203	<u>0:46,111</u>
Lap 3	1:17,904	0:46,569	0:46,260	2:49,822	1:13,743	0:54,986	0:46,678
Lap 4	0:48,960	0:47,880	1:04,357	0:48,109	0:48,508	0:53,927	0:47,940
Lap 5	0:46,213	0:46,711	0:47,198	0:45,439	0:46,245	0:49,937	
Lap 6	0:45,762	0:45,721	0:45,502	0:45,298	0:45,660	0:49,995	
Lap 7	0:46,493	0:45,251	0:45,848	<u>0:45,245</u>	0:45,542	0:46,753	
Lap 8	0:46,470	0:45,285	0:45,533	0:45,329	0:46,394	0:46,105	
Lap 9	0:45,206	0:45,721	0:45,099	0:45,259	0:45,595	0:46,664	
Lap 10	<u>0:44,905</u>	0:45,741	0:45,243	0:45,550	<u>0:45,282</u>	<u>0:45,645</u>	
Lap 11	0:45,462	0:45,660	0:45,338		0:45,666	0:47,280	
Lap 12	0:45,571	<u>0:44,997</u>	0:45,121			0:45,916	
Lap 13		0:45,081					

### free practice DJKM (OK-Junior) Group 1

Strecke / track: 1107m  
 started: 19 classified: 19 not classified: 0





Pos	Str. Nr.	Fahrer / Driver	Nation	Bewerber / Sponsor	Nation	Lizenz R-Lizenz	Chassis / Motor / Reifen	Runden Laps	Differenz	Abstand Gap	beste Runde best Lap	in R. in L.	Geschw. Speed
1	146	DE HAAN, Robert	NLD	ENERGY CORSE S.R.L.	ITA	40204 295423	Energy / TM / Vega	12			0:43,991	12	90,6 km/h
2	171	INTHRAPHUVASAK, Tasan	THA	KR MOTORSPORT SRL	ITA	IK-C-008 436754	KR / lame / Vega	9	0:00,291	0:00,291	0:44,282	9	90,0 km/h
3	117	OLSEN, Elias	DNK	HK Motorsport	DNK	67563 81330	Kart Republic / IAME / Vega	10	0:00,341	0:00,050	0:44,332	10	89,9 km/h
4	108	RAUER, Fabio	DEU	RS Schumacher Racing Team	DEU	IKCJ1164921 KBF1067587	Prago / TM / Vega	12	0:00,393	0:00,052	0:44,384	10	89,8 km/h
5	129	SCIONTI, Enzo Riccardo	USA	Ward Racing	SWE	D 1845 SK 19 JR-C 102	Tony Kart / Vortex / Vega	12	0:00,436	0:00,043	0:44,427	12	89,7 km/h
6	115	RIED, Lenny	DEU	Solgat Motorsport	DEU	IKCJ1173160 KBF1079882	Birel Art / TM / Vega	9	0:00,486	0:00,050	0:44,477	8	89,6 km/h
7	139	RÉVÉSZ, Levente	HUN	KR MOTORSPORT SRL	ITA	5746 436754	KR / Parilla / Vega	8	0:00,490	0:00,004	0:44,481	8	89,6 km/h
8	112	GRÖNDAHL, Torben	DEU	Team Hemkemeyer	DEU	IKCJ1174061 KBF1079090	Intrepid / IAME / Vega	13	0:00,558	0:00,068	0:44,549	13	89,5 km/h
9	114	MAGNUSSEN, Mickey	DNK	RS Competition	DNK	57430 36053	Tony Kart / Vortex / Vega	11	0:00,567	0:00,009	0:44,558	10	89,4 km/h
10	122	HO, Christian	SGP	Ricky Flynn Motorsport	GBR	026/1/KT 162392	FA Victory R / Vortex / Vega	12	0:00,631	0:00,064	0:44,622	10	89,3 km/h
11	128	JAROMIN, David	DEU	SRP Racing Team	DEU	IKCJ1176826 KBF1156791	Maranello / TM / Vega	13	0:00,900	0:00,269	0:44,891	12	88,8 km/h
12	125	JULIUS-BERNHART, Janni	DEU	SRP Racing Team	DEU	IKCJ1136143 KBF1156791	Maranello / TM / Vega	13	0:00,900	0:00,000	0:44,891	11	88,8 km/h
13	137	BERGMAN, Calle	SWE	Ward Racing	SWE	200509023073 102	Tony Kart / Vortex / Vega	13	0:00,949	0:00,049	0:44,940	12	88,7 km/h
14	121	LÜSCHER, Ekaterina	CHE	Innovate Competition	CHE	500305 500033	Exprit / IAME / Vega	13	0:01,117	0:00,168	0:45,108	12	88,3 km/h
15	189	TOHUM, Arthur	DEU	Servet Tohum	DEU	IKCJ1160352 1201621	Tony Kart / TM / Vega	13	0:01,375	0:00,258	0:45,366	11	87,8 km/h
16	138	QUONDAMCARLO, Manuel	ITA	DR SRL	ITA	370486 296449	DR / Modena / Vega	13	0:01,473	0:00,098	0:45,464	12	87,7 km/h
17	155	INDERFURTH, Luca	DEU	RL-Competition.com	DEU	IKJ1174117 KBF1132168	CRG / TM / Vega	13	0:01,709	0:00,236	0:45,700	9	87,2 km/h
18	181	OUIZIEL, Andrey	ARE	ENERGY CORSE S.R.L.	ITA	K19 036 295423	Energy / TM / Vega	13	0:02,013	0:00,304	0:46,004	11	86,6 km/h
19	141	RIEBERER, Paul	AUT	Hold Maranello Racing Team	AUT	JK2062 BK 003	Maranello / TM / Vega	12	0:02,147	0:00,134	0:46,138	6	86,4 km/h

Rennleitung: Volker Ehekircher Racedirektor: Horst Seidel

Sportkommissare: Yasin Özer / Tobias Amann / Peter Brings / Florian Koziol

Techn. Kommissare: Hans-Jürgen Dangers / M. Grasshoff / C. Schmidt / J. Lawinger / D. Pietzko / H.-W. Schäfer / K.L. Ruszczyński / A. Sengpiel

Zeitmahme: KART-DATA timing service Franz Schieszler / Manuela Hintner

**DEUTSCHE KART-MEISTERSCHAFT**

**Round 3: 12 - 14 / 07 / 2019**

**ERFTLANDRING KERPEN**



**DMSB**


DMSB-RegNr.:168/19

### free practice DJKM (OK-Junior) Group 1

Fahrername Driver	De Haan Robert	Inthraphuvasak Tasanapol	Olsen Elias	Rauer Fabio	Scionti Enzo Riccardo	Ried Lenny	Révész Levente	Gröndahl Torben	Magnussen Mickey	Ho Christian	Jaromin David	Julius-Bernhart Jannik
schnellste Runde in Runde	0:43,991 Rn. 12	0:44,282 Rn. 9	0:44,332 Rn. 10	0:44,384 Rn. 10	0:44,427 Rn. 12	0:44,477 Rn. 8	0:44,481 Rn. 8	0:44,549 Rn. 13	0:44,558 Rn. 10	0:44,622 Rn. 10	0:44,891 Rn. 12	0:44,891 Rn. 11
Speed	90,6 km/h	90,0 km/h	89,9 km/h	89,8 km/h	89,7 km/h	89,6 km/h	89,6 km/h	89,5 km/h	89,4 km/h	89,3 km/h	88,8 km/h	88,8 km/h
Lap 1	0:50,929	0:50,849	0:53,497	0:50,676	0:51,319	0:51,576	0:52,174	0:51,755	0:49,387	0:49,999	0:58,054	0:52,060
Lap 2	0:45,983	0:46,324	0:48,364	0:46,174	0:47,366	0:47,304	0:46,411	0:48,401	0:46,085	0:46,109	0:47,651	0:47,174
Lap 3	0:45,038	0:45,728	2:43,429	0:45,516	0:45,743	0:45,880	0:45,157	0:46,818	0:45,592	0:46,377	0:46,678	0:46,427
Lap 4	0:45,655	0:46,005	0:50,116	0:45,057	0:45,420	0:45,352	0:45,013	0:45,754	0:45,299	0:45,321	0:46,217	0:46,559
Lap 5	0:45,321	0:45,119	0:45,940	0:44,966	0:44,992	0:45,062	0:45,576	0:45,348	0:46,619	0:45,306	0:45,862	0:46,084
Lap 6	0:44,493	0:44,863	0:45,687	0:46,283	0:45,160	0:47,103	0:44,575	0:45,130	0:45,118	0:45,025	0:45,550	0:45,537
Lap 7	0:44,466	0:44,534	0:45,185	0:45,037	0:44,765	0:44,804	0:45,016	0:46,654	0:44,902	0:44,912	0:46,247	0:45,464
Lap 8	0:44,194	0:44,722	0:44,870	0:45,893	0:44,794	0:44,477	0:44,481	0:45,415	0:45,001	0:44,885	0:45,261	0:44,938
Lap 9	0:44,029	0:44,282	0:44,973	0:45,175	0:45,233	0:44,977		0:45,111	0:44,559	0:44,726	0:45,322	0:45,216
Lap 10	0:44,128		0:44,332	0:44,384	0:44,587			0:44,816	0:44,558	0:44,622	0:44,899	0:44,916
Lap 11	0:44,047			0:44,610	0:44,478			0:45,027	0:44,584	0:44,730	0:45,354	0:44,891
Lap 12	0:43,991			0:44,721	0:44,427			0:44,558	0:44,584	0:44,725	0:44,891	0:44,963
Lap 13								0:44,549			0:45,149	0:45,056









**DEUTSCHE KART-MEISTERSCHAFT**

**Round 3: 12 - 14 / 07 / 2019**

**ERFTLANDRING KERPEN**



**DMSB**

DMSB-RegNr.:168/19

### free practice DJKM (OK-Junior) Group 1

Fahrername Driver	Bergman Calle	Lüscher Ekaterina	Tohum Arthur	Quondamcarlo Manuel	Inderfurth Luca	Ouziel Andrey	Rieberer Paul
schnellste Runde in Runde	0:44,940 Rn. 12	0:45,108 Rn. 12	0:45,366 Rn. 11	0:45,464 Rn. 12	0:45,700 Rn. 9	0:46,004 Rn. 11	0:46,138 Rn. 6
Speed	88,7 km/h	88,3 km/h	87,8 km/h	87,7 km/h	87,2 km/h	86,6 km/h	86,4 km/h
Lap 1	0:58,747	0:53,854	0:52,987	0:58,810	0:57,921	0:54,716	1:02,701
Lap 2	0:47,583	0:48,000	0:47,965	0:47,679	0:48,247	0:49,113	0:51,112
Lap 3	0:46,522	0:47,225	0:46,817	0:46,782	0:46,995	0:47,445	0:46,729
Lap 4	0:46,487	0:46,768	0:46,252	0:47,927	0:47,211	0:47,211	0:46,327
Lap 5	0:45,898	0:45,896	0:46,012	0:47,060	0:46,702	0:46,851	0:46,454
Lap 6	0:45,518	0:45,730	0:45,749	0:46,172	0:46,182	0:46,689	0:46,138
Lap 7	0:46,162	0:46,118	0:45,657	0:46,999	0:46,599	0:46,529	0:46,439
Lap 8	0:45,275	0:46,644	0:45,766	0:45,951	0:45,841	0:46,192	0:46,156
Lap 9	0:45,174	0:45,675	0:45,711	0:45,923	0:45,700	0:46,588	0:46,250
Lap 10	0:45,088	0:46,647	0:45,608	0:45,804	0:45,910	0:46,255	1:25,411
Lap 11	0:45,285	0:45,604	0:45,366	0:45,809	0:45,786	0:46,004	0:47,001
Lap 12	0:44,940	0:45,108	0:45,493	0:45,464	0:45,835	0:46,087	0:48,518
Lap 13	0:45,113	0:47,461	0:46,971	0:46,736	0:48,792	0:46,015	