

**DKM**  
DEUTSCHE KART-MEISTERSCHAFT

**acv**

AUTOMOBIL-CLUB  
VERKEHR

# Ergebnisse Results DSKC

**INT. ACV-KARTRENNEN**

**WACKERSDORF**

**10. - 12. Mai 2019**

- Deutsche Kart-Meisterschaft (DKM)
- Deutsche Junioren-Kart-Meisterschaft (DJKM)
- Deutsche Schaltkart-Meisterschaft (DSKM)
- DMSB-Schaltkart-Cup (DSKC)
- Deutsche Elektro-Kart-Meisterschaft (DEKM)

**DEKM**  
DEUTSCHE ELEKTRO-KART-MEISTERSCHAFT

vorläufig - ohne Gewähr

Pos	StNr.	Fahrer	Nation	Bewerber/Sponsor	Nation	Lizenz B-Lizenz	Siege	Gesamt- punkte	Lonato (ITA)				Wackersdorf			
									TQ	Heats	Pre-	Finale	TQ	Heats	Pre-	Finale
1	324	Fritsch, Valentino	DEU	BIREL ART RACING KSW	AUT	IKB 1173038 BK102		76	3	12	15	11	4	15	16	
2	382	Risom, Valdemar	DNK	RS Competition	DNK	36523 36053		66	2	12	20		9	10	13	
3	381	Van Walstijn, Senna	NLD	SP Motor Sport	NLD	35961	1	60	5	15	3		12	25		
4	329	Villagomez, Rafael	MEX	BIREL ART RACING KSW	AUT	0525 BK102		52	8	8	6	5	15	10		
5	333	Kapetanidis, Konstantin	DEU	Valier Motorsport	DEU	IKC1176576 KBF1063735		50	5	7	3	7	8	20		
6	310	Tröger, Tim	DEU	Mach1 Motorsport	DEU	IKC1132554 KBF1005514	1	44	7	12	25					
7	314	Kindervater, Robert	DEU	BIREL ART RACING KSW	AUT	IKC1133505 BK102		39	1	10		1	12	15		
8	397	Trefilovs, Davids	DEU	SRP Racing Team	DEU	IKC1147656 KBF1156791		38	9	10	13		6			
9	306	Walter, Andre	DEU	Solgat Motorsport	DEU	IKC1161930 KBF1079882		34		7	10		9	8		
10	330	Bos, Jeroen	NLD	CRG Holland	NLD	21799 15521		31		15	16					
11	389	Langenbacher, Marvin	DEU	RS-Motorsport	DEU	IKC1152544 KBF1104126		30	4	10	9		1	6		
12	319	Elter, Marc	DEU	CRG Holland	NLD	IKC1147174 15521		24		2			12	10		
13	332	Bednar, Jan	CZE	GREGOR KART S.R.O.	CZE	19AS0152 338		24		1			3	9	11	
14	311	Moitzi, Philipp	AUT	KSB Racing Team	AUT	JK2029 BK002		24				3	8	6	7	
15	390	Greif, Toni	DEU	Solgat Motorsport	DEU	IKB1096240 KBF1079882		22		4	1		10	7		
16	315	Lehner, Franz	AUT	BIREL ART RACING KSW	AUT	JK2150 BK102		22					5	8	9	
17	307	Himmels, Yannik	DEU	Valier Motorsport	DEU	IKC1147857 KBF1063735		20		5	8		7			
18	345	Lagerstrom, Linus	SWE	Linus Lagerstrom	SWE	199409301216 199409301216		18	3	8	7					
19	318	Walter, Luca	DEU	Luca Walter	DEU	IKC1140650 IKC1140650		13	1	1		2	4	5		
20	383	Potman, Mark	NLD	CRG Holland	NLD	30972 15521		12		6			5	1		
21	323	Stumpf, Stephen	DEU	Solgat Motorsport	DEU	IKC1106930 KBF1079882		12		6	5		1			
22	384	Ebner, Moritz	ITA	Markus Ebner	ITA	404081 403974		11	6				5			
23	391	Funda, Marcus	AUT	ZANCHI MOTORSPORT	ITA	JK2051 398793		9		9						
24	325	Dam, Benjamin	AUT	BIREL ART RACING KSW	AUT	JK2019 BK102		9		9						
25	312	Colakovic, Nermin	DEU	Solgat Motorsport	DEU	JB1165480 KBF1079882		9		3	2		1	3		
26	308	Lopez, Marc	ESP	CRG Keijzer racing	NLD	0014 esp 28613		6					6			
27	328	Hofmann, Benedikt	DEU	BIREL ART RACING KSW	AUT	IKC1116634 BK102		6					2	4		
28	331	Schröder, Tim	DEU	Mach1 Motorsport	DEU	IKB1079850 KBF1005514		5		5						
29	352	Hueting, Brio	NLD	SRP Racing Team	DEU	46098 KBF1156791		5		2			3			
30	317	Dresen, Andreas	DEU	SRP Racing Team	DEU	IKC1116375 KBF1156791		4					4			
31	358	Graf, Adrian	DEU	Solgat Motorsport	DEU	IKC1126334 KBF179882		4		4						
32	394	Leibmann, Daniel	DEU	Bamberger Karttracing	DEU	IKB1043835 KBF1197896		4			4					
33	398	Fetzer, Dennis	DEU	SRP Racing Team	DEU	IKC1157082 KBF1156791		3					3			
34	335	Beyerlein, Patrick	DEU	BEYMO-Karttracing	DEU	IKC1041625 KBF1160795		2					2			
35	326	Reiböck, Lukas	AUT	BIREL ART RACING KSW	AUT	JK2158 BK102		2							2	

R 20 DSKC (KZ2) Finale

Strecke / track: 1190m  
 started: 34 classified: 34 not classified: 0

fastest Lap Senna VAN WALSTIJN at: 0:46,628

Pos	Stt. Nr.	Fahrer / Driver	Nation	Bewerber/Sponsor	Nation	Lizenz B-Lizenz	Chassis/Motor/Reifen	Points	Penalty	Runden Laps	Gesamtzeit Differenz	Abstand Gap	beste Runde best Lap	In R. in L.	Beschw. u. Suedl.
1	381	VAN WALSTIJN, Senna	NLD	SP Motor Sport	NLD	35961	Kart Republic / TM / Vega	25		21	16:34,975		0:46,628	17	90,4 km/h 91,9 km/h
2	333	KAPETANIDIS, Konstantin	DEU	Valier Motorsport	DEU	IKC1176576 KBF1063735	SODI / TM / Vega	20		21	16:39,945 0:04,970	0:04,970	0:46,916	10	90,6 km/h 91,3 km/h
3	324	FRITSCH, Valentino	DEU	BIREL ART RACING KSW	AUT	IKB1173038 BK102	Birel Art / TM / Vega	16	5 sec.	21	16:40,513 0:05,538	0:00,568	0:46,823	10	89,9 km/h 91,5 km/h
4	382	RISOM, Valdemar	DNK	RS Competition	DNK	36523 36053	Tony Kart / Vortex / Vega	13		21	16:44,402 0:09,627	0:04,089	0:47,102	16	89,5 km/h 90,8 km/h
5	332	BEDNAR, Jan	CZE	GREGOR KART S.R.O.	CZE	19A50152 338	CRG / TM / Vega	11		21	16:45,276 0:10,301	0:00,674	0:47,217	11	89,5 km/h 90,7 km/h
6	319	ELTER, Marc	DEU	CRG Holland	NLD	IKC1147174 15521	CRG / TM / Vega	10	5 sec.	21	16:47,161 0:12,186	0:01,885	0:47,178	13	89,3 km/h 90,8 km/h
7	315	LEHNER, Franz	AUT	BIREL ART RACING KSW	AUT	JK2150 BK102	Birel Art / TM / Vega	9		21	16:47,866 0:12,891	0:00,705	0:47,146	10	89,3 km/h 90,9 km/h
8	306	WALTER, Andre	DEU	Salgar Motorsport	DEU	IKC1161930 KBF1079882	Birel Art / TM / Vega	8		21	16:48,085 0:13,110	0:00,219	0:47,177	12	89,2 km/h 90,8 km/h
9	360	BAUMANN, Dominik	AUT	KSB Racing Team	AUT	JK 2124 BK 002	Kosmic Kart / / Vega	*		21	16:48,511 0:13,536	0:00,426	0:47,212	12	89,2 km/h 90,7 km/h
10	351	KREUTZ, Patrick	DEU	RS-Motorsport	DEU	IKB1101586 KBF1104126	CRG / TM / Vega	*		21	16:50,684 0:15,709	0:02,173	0:47,150	14	89 km/h 90,9 km/h
11	311	MOITZI, Philipp	AUT	KSB Racing Team	AUT	JK2029 BK002	Kosmic / Vortex / Vega	7		21	16:51,297 0:16,322	0:00,613	0:47,126	14	89 km/h 90,9 km/h
12	389	LANGENBACHER, Marvin	DEU	RS-Motorsport	DEU	IKC1152544 KBF1104126	CRG / TM / Vega	6		21	16:51,800 0:16,825	0:00,503	0:47,177	11	88,9 km/h 90,8 km/h
13	318	WALTER, Luca	DEU	Luca Walter	DEU	IKC1140650 IKC1116634	Alpha Karting / TM / Vega	5		21	16:53,466 0:18,491	0:01,666	0:47,227	12	88,8 km/h 90,7 km/h
14	328	HOFMANN, Benedikt	DEU	BIREL ART RACING KSW	AUT	BK102	Birel Art / TM / Vega	4		21	16:53,680 0:18,705	0:00,214	0:47,084	12	88,7 km/h 91 km/h
15	312	COLAKOVIC, Nermin	DEU	Salgar Motorsport	DEU	UB1165480 KBF1079882	Birel Art / TM / Vega	3		21	16:55,250 0:20,275	0:01,570	0:47,218	12	88,6 km/h 90,7 km/h
16	326	REIBÖCK, Lukas	AUT	BIREL ART RACING KSW	AUT	JK2158 BK102	Birel Art / TM / Vega	2		21	16:55,258 0:20,283	0:00,008	0:47,046	12	88,6 km/h 91,1 km/h
17	383	POTMAN, Mark	NLD	CRG Holland	NLD	30972 15521	CRG / TM / Vega	1		21	16:55,738 0:20,763	0:00,480	0:47,249	14	88,6 km/h 90,7 km/h
18	362	PUTIATIN, Slavik	UKR	CPB SPORT	FRA	CS.28.0006.19 232241	SODIKART / TM / Vega	*		21	16:58,099 0:23,124	0:02,361	0:47,030	14	88,4 km/h 91,1 km/h
19	329	VILLAGOMEZ, Rafael	MEX	BIREL ART RACING KSW	AUT	0525 BK102	Birel Art / TM / Vega	0		21	17:00,450 0:25,475	0:02,351	0:47,178	17	88,2 km/h 90,8 km/h
20	391	FUNDA, Marcus	AUT	ZANCHI MOTORSPORT	ITA	JK2051 398793	GP Racing / TM / Vega	0	5 sec.	21	17:01,878 0:26,903	0:01,428	0:47,059	21	88 km/h 91 km/h
21	345	LAGERSTROM, Linus	SWE	Linus Lagerstrom	SWE	199409301216 199409301216	CRG / TM / Vega	0		21	17:02,617 0:27,642	0:00,739	0:47,406	9	88 km/h 90,4 km/h
22	335	BEYERLEIN, Patrick	DEU	BEYMO-Karttracing	DEU	IKC1047625 KBF1160795	CRG / TM / Vega	0		21	17:03,563 0:28,588	0:00,946	0:47,510	20	87,9 km/h 90,2 km/h
23	352	HUETING, Brio	NLD	SRP Racing Team	DEU	46098 KBF1156791	Maranello / TM / Vega	0		21	17:03,774 0:28,799	0:00,211	0:47,264	17	87,9 km/h 90,6 km/h
24	308	LOPEZ, Marc	ESP	CRG Keijzer racing	NLD	0014 esp 28613	CRG / TM / Vega	0	5 sec.	21	17:04,184 0:29,209	0:00,410	0:47,291	11	87,8 km/h 90,6 km/h
25	316	UBER, Sebastian	DEU	RS-Motorsport	DEU	IKB1117990 KBF1104126	CRG / Modena / Vega	0		21	17:04,219 0:29,244	0:00,035	0:47,421	20	87,8 km/h 90,3 km/h
26	307	HIMMELS, Yannik	DEU	Valier Motorsport	DEU	IKC1147857 KBF1063735	SODI / TM / Vega	0	5 sec.	21	17:06,032 0:31,057	0:01,813	0:47,404	16	87,7 km/h 90,4 km/h
27	355	SPECK, Luis Laurin	DEU	Tbkart Srl.	ITA	IKB1167417 297356	Tbkart / TM / Vega	0	5 sec.	21	17:06,287 0:31,312	0:00,255	0:47,116	8	87,7 km/h 90,9 km/h
28	390	GREIF, Toni	DEU	Salgar Motorsport	DEU	IKB1096240 KBF1079882	Birel Art / TM / Vega	0		21	17:07,106 0:32,131	0:00,819	0:47,369	5	87,6 km/h 90,4 km/h
29	317	DRESEN, Andreas	DEU	SRP Racing Team	DEU	IKC1116375 KBF1156791	Maranello / TM / Vega	0	5 sec.	21	17:07,407 0:32,432	0:00,301	0:47,363	20	87,6 km/h 90,5 km/h
30	398	FETZER, Dennis	DEU	SRP Racing Team	DEU	IKC1157082 KBF1156791	Maranello / TM / Vega	0		21	17:16,237 0:41,262	0:08,830	0:47,419	18	86,8 km/h 90,3 km/h
31	331	SCHRÖDER, Tim	DEU	Mach1 Motorsport	DEU	IKB1079850 KBF1005514	Mach1 / TM / Vega	0		9	7:31,999 12 R	12 R	0:47,692	9	85,3 km/h 89,8 km/h
32	384	EBNER, Moritz	ITA	Markus Ebner	ITA	404081 403974	Energy / TM / Vega	0		7	5:47,309 14 R	2 R	0:47,315	7	86,3 km/h 90,3 km/h
33	314	KINDERVATER, Robert	DEU	BIREL ART RACING KSW	AUT	IKC1133505 BK102	Birel Art / TM / Vega	0	5 sec.	7	5:50,360 14 R	0:03,051	0:47,097	4	85,6 km/h 91 km/h
34	369	DREWING, Pascal	DEU	Valier Motorsport	DEU	IKC1147574 KBF1063735	SODI / TM / Vega	0		6	5:09,109 15 R	1 R	0:48,173	4	83,2 km/h 88,9 km/h

StNr. 314,324,308,319 5 sec penalty Jump Start

StNr. 391,355,317,307 5 sec penalty Frontfairing

Rennleitung: Volker Ehekircher Racedirektor: Horst Seidel

Sportkommissare: Nikolas Spaderna / Ulrich Bell / Franz-Josef Serr

Techn. Kommissare: Hans-Jürgen Dangers / A. Sengpiel / M. Grasshoff / C. Schmidt / J.Lawinger / M.Ambrosius

Zeinahahme: KART-DATA timing service Franz Schieszler

Zeitnahme / timekeeping

control  
  
 Franz Schieszler

freigegeben: 14:59:59





**DEUTSCHE KART-MEISTERSCHAFT**



**Round 2: 10 - 12 / 05 / 2019**



**PRO KART WACKERSDORF**



DMSB-RegNr:107/19

## R 20 DSKC (K22) Finale

Fahrername Driver	Van Walsstijn Senna	Kapetanidis Konstantin	Fritsch Valentino	Risom Valdemar	Bednar Jan	Elter Marc	Lehner Franz	Walter Andre	Baumann Dominik	Kreutz Patrick	Moitzi Philipp	Langenbacher Marvin
schnellste Runde in Runde	0:46,628 Rn. 17	0:46,916 Rn. 10	0:46,823 Rn. 10	0:47,182 Rn. 16	0:47,217 Rn. 11	0:47,178 Rn. 13	0:47,146 Rn. 10	0:47,177 Rn. 12	0:47,212 Rn. 12	0:47,150 Rn. 14	0:47,126 Rn. 14	0:47,177 Rn. 11
Speed	91,9 km/h	91,3 km/h	91,5 km/h	90,8 km/h	90,7 km/h	90,8 km/h	90,9 km/h	90,8 km/h	90,7 km/h	90,9 km/h	90,9 km/h	90,8 km/h
Lap 1	0:51,039	0:51,774	0:50,614	0:51,294	0:51,871	0:50,388	0:51,850	0:53,587	0:52,684	0:53,541	0:53,692	0:53,901
Lap 2	0:48,894	0:48,417	0:47,889	0:48,334	0:48,358	0:48,018	0:50,546	0:49,643	0:49,640	0:49,568	0:50,506	0:49,630
Lap 3	0:47,571	0:47,393	0:47,492	0:47,572	0:47,567	0:47,497	0:48,631	0:48,271	0:48,149	0:48,405	0:48,362	0:48,543
Lap 4	0:47,315	0:47,313	0:47,315	0:47,836	0:47,852	0:47,279	0:47,432	0:48,267	0:47,394	0:48,977	0:48,780	0:48,249
Lap 5	0:47,035	0:47,417	0:47,146	0:48,217	0:47,315	0:47,358	0:47,307	0:47,300	0:47,341	0:47,516	0:47,797	0:47,998
Lap 6	0:46,923	0:47,120	0:47,167	0:47,995	0:47,649	0:47,419	0:47,286	0:47,346	0:47,543	0:47,618	0:47,185	0:47,382
Lap 7	0:46,755	0:47,176	0:47,059	0:47,420	0:47,384	0:47,453	0:47,246	0:47,200	0:47,430	0:47,407	0:47,159	0:47,623
Lap 8	0:46,867	0:47,535	0:47,025	0:47,240	0:47,270	0:47,611	0:47,211	0:47,182	0:47,385	0:47,391	0:47,188	0:47,440
Lap 9	0:46,751	0:47,023	0:46,945	0:47,249	0:47,244	0:47,431	0:47,407	0:47,310	0:47,796	0:47,687	0:47,253	0:47,199
Lap 10	0:46,678	0:46,916	0:46,823	0:47,218	0:47,249	0:47,427	0:47,146	0:47,190	0:47,233	0:47,308	0:47,186	0:47,291
Lap 11	0:46,816	0:47,013	0:46,857	0:47,297	0:47,217	0:47,232	0:47,355	0:47,412	0:47,910	0:47,283	0:47,244	0:47,177
Lap 12	0:46,774	0:46,969	0:46,851	0:47,258	0:47,227	0:47,317	0:47,306	0:47,177	0:47,212	0:47,258	0:47,139	0:47,353
Lap 13	0:46,725	0:47,115	0:46,914	0:47,498	0:47,594	0:47,178	0:47,289	0:47,206	0:47,280	0:47,225	0:47,227	0:47,405
Lap 14	0:46,774	0:46,969	0:46,851	0:47,428	0:47,487	0:47,333	0:47,295	0:47,210	0:47,325	0:47,150	0:47,126	0:47,289
Lap 15	0:46,935	0:47,106	0:46,882	0:47,384	0:47,399	0:47,361	0:47,934	0:47,424	0:47,322	0:47,152	0:47,192	0:47,326
Lap 16	0:46,769	0:47,228	0:46,911	0:47,182	0:47,758	0:47,945	0:47,281	0:47,288	0:47,396	0:47,354	0:47,564	0:47,316
Lap 17	0:46,628	0:46,929	0:46,874	0:47,327	0:47,421	0:47,358	0:47,158	0:47,226	0:47,235	0:47,333	0:47,491	0:47,259
Lap 18	0:46,773	0:47,295	0:46,938	0:47,310	0:47,411	0:47,317	0:47,271	0:47,178	0:47,353	0:47,967	0:48,220	0:47,315
Lap 19	0:46,990	0:46,969	0:47,321	0:47,326	0:47,388	0:47,327	0:47,404	0:47,861	0:47,458	0:47,242	0:47,364	0:47,295





**DEUTSCHE KART-MEISTERSCHAFT**

**Round 2: 10 - 12 / 05 / 2019**

**PRO KART WACKERSDORF**

**DMSB**



DMSB-RegNr:107/19

### R 20 DSKC (KZ2) Finale

Fahrername	Driver	Van Walstijn	Kapetamidis	Fritsch	Risom	Bednar	Elter	Lehner	Walter	Baumann	Kreutz	Moitzi	Langenbacher
Lap 20	Senna	0:47,576	0:46,982	0:47,867	0:47,266	0:47,352	0:47,379	0:47,194	0:47,263	0:47,434	0:47,216	0:47,324	0:47,182
Lap 21		0:46,950	0:46,962	0:47,096	0:47,427	0:47,368	0:47,370	0:47,573	0:47,434	0:47,382	0:47,272	0:47,467	0:47,369





**DEUTSCHE KART-MEISTERSCHAFT**



**Round 2: 10 - 12 / 05 / 2019**



**PRO KART WACKERSDORF**




DMSB-RegNr.:107/19

## R 20 DSKC (K22) Finale

Fahrername Driver	Walter Luca	Hofmann Benedikt	Colakovic Nermin	Reiböck Lukas	Potman Mark	Funda Marcus	Puriatin Slavik	Villagomez Rafael	Himmels Yannik	Speck Luis Laurin	Dresen Andreas	Lagerstrom Linus
schnellste Runde in Runde	0:47,227 Rn. 12	0:47,084 Rn. 12	0:47,218 Rn. 12	0:47,046 Rn. 12	0:47,249 Rn. 14	0:47,059 Rn. 21	0:47,030 Rn. 14	0:47,178 Rn. 17	0:47,404 Rn. 16	0:47,116 Rn. 8	0:47,363 Rn. 20	0:47,406 Rn. 9
Speed	90,7 km/h	91,0 km/h	90,7 km/h	91,1 km/h	90,7 km/h	91,0 km/h	91,1 km/h	90,8 km/h	90,4 km/h	90,9 km/h	90,5 km/h	90,4 km/h
Lap 1	0:54,646	0:54,747	0:54,659	0:55,396	0:54,287	0:56,273	0:56,353	0:51,662	0:53,175	0:55,769	0:55,470	0:55,473
Lap 2	0:49,849	0:50,083	0:49,992	0:49,976	0:49,590	0:49,998	0:49,952	0:48,174	0:50,712	0:50,093	0:49,944	0:50,487
Lap 3	0:48,522	0:48,608	0:48,883	0:48,767	0:48,899	0:49,093	0:48,865	0:47,451	0:48,496	0:48,836	0:49,088	0:48,850
Lap 4	0:48,876	0:48,672	0:48,356	0:48,311	0:48,389	0:48,293	0:48,042	0:47,437	0:49,200	0:48,469	0:48,293	0:48,378
Lap 5	0:48,175	0:48,324	0:48,372	0:49,365	0:48,107	0:49,590	0:49,594	0:47,301	0:51,548	0:49,619	0:48,640	0:49,830
Lap 6	0:47,338	0:47,601	0:47,536	0:47,531	0:47,553	0:47,628	0:48,155	0:47,374	0:47,867	0:47,913	0:47,929	0:48,543
Lap 7	0:47,506	0:48,050	0:47,493	0:47,523	0:48,059	0:47,138	0:47,177	0:47,408	0:47,657	0:47,557	0:47,646	0:47,846
Lap 8	0:47,829	0:47,505	0:47,347	0:47,499	0:47,848	0:47,460	0:47,631	1:02,808	0:47,517	0:47,116	0:47,658	0:47,670
Lap 9	0:47,416	0:47,267	0:47,387	0:47,753	0:47,818	0:47,616	0:47,309	0:47,244	0:47,468	0:47,178	0:48,063	0:47,406
Lap 10	0:47,463	0:47,518	0:47,630	0:47,128	0:48,380	0:47,296	0:47,888	0:47,266	0:47,946	0:47,937	0:48,073	0:48,073
Lap 11	0:47,275	0:47,390	0:47,284	0:47,081	0:47,639	0:47,630	0:47,555	0:47,342	0:48,154	0:47,646	0:47,797	0:47,587
Lap 12	0:47,227	0:47,084	0:47,218	0:47,046	0:47,381	0:47,389	0:47,339	0:47,451	0:47,596	0:48,893	0:48,001	0:48,081
Lap 13	0:47,258	0:47,329	0:47,310	0:47,364	0:47,442	0:47,611	0:47,602	0:47,764	0:48,311	0:47,161	0:48,650	0:47,611
Lap 14	0:47,245	0:47,091	0:47,265	0:47,287	0:47,249	0:47,082	0:47,030	0:47,979	0:47,700	0:47,780	0:47,788	0:47,707
Lap 15	0:47,455	0:47,494	0:47,896	0:47,195	0:47,838	0:47,117	0:47,097	0:47,412	0:47,532	0:47,427	0:47,523	0:47,466
Lap 16	0:47,285	0:47,179	0:47,475	0:47,050	0:47,344	0:47,159	0:47,131	0:47,463	0:47,404	0:47,806	0:48,119	0:47,484
Lap 17	0:47,357	0:47,211	0:47,256	0:47,130	0:47,333	0:47,261	0:47,162	0:47,178	0:47,433	0:47,815	0:47,788	0:47,888
Lap 18	0:47,320	0:47,238	0:47,310	0:47,424	0:47,350	0:47,255	0:47,174	0:47,296	0:47,440	0:47,680	0:47,665	0:47,501
Lap 19	0:47,396	0:47,224	0:47,480	0:47,327	0:47,401	0:47,737	0:48,333	0:47,754	0:48,196	0:47,385	0:48,021	0:47,787



**DEUTSCHE KART-MEISTERSCHAFT**

**Round 2: 10 - 12 / 05 / 2019**

**PRO KART WACKERSDORF**

**RaceLand**



DMSB-RegNr:107/19

## R 20 DSKC (KZ2) Finale

Fahrername	Walter	Hofmann	Colakovic	Reiböck	Potman	Funda	Putiatin	Villagomez	Himmels	Speck	Dresen	Lagerstrom
Driver	Luca	Benedikt	Nermin	Lukas	Mark	Marcus	Slavik	Rafael	Yannik	Luis Laurin	Andreas	Linus
Lap 20	0:47,468	0:47,475	0:47,602	0:47,566	0:47,478	0:47,096	0:47,253	0:47,376	0:47,467	0:47,169	0:47,363	0:47,445
Lap 21	0:47,466	0:47,358	0:47,865	0:47,785	0:47,399	0:47,059	0:47,243	0:47,316	0:47,563	0:47,177	0:47,605	0:47,562






**DEUTSCHE KART-MEISTERSCHAFT**

**Round 2: 10 - 12 / 05 / 2019**

**PRO KART WACKERSDORF**



DMSB-RegNr.:107/19

## R 20 DSKC (K22) Finale

Fahrername Driver	Beyerlein Patrick	Huetting Brio	Lopez Marrc	Uber Sebastian	Greif Toni	Fetzer Dennis	Schröder Tim	Kindervater Robert	Ebner Moritz	Drewing Pascal
schnellste Runde in Runde	0:47,510 Rn. 20	0:47,264 Rn. 17	0:47,291 Rn. 11	0:47,421 Rn. 20	0:47,369 Rn. 5	0:47,419 Rn. 18	0:47,692 Rn. 9	0:47,097 Rn. 4	0:47,315 Rn. 7	0:48,173 Rn. 4
Speed	90,2 km/h	90,6 km/h	90,6 km/h	90,3 km/h	90,4 km/h	90,3 km/h	89,8 km/h	91,0 km/h	90,5 km/h	88,9 km/h
Lap 1	0:55,842	0:55,629	0:54,633	0:54,983	0:51,463	0:53,941	0:55,447	0:51,703	0:53,071	0:55,742
Lap 2	0:49,849	0:49,702	0:50,312	0:49,932	0:48,400	0:49,898	0:50,086	0:52,056	0:50,203	0:49,951
Lap 3	0:48,751	0:48,700	0:48,656	0:50,369	0:47,976	0:49,074	0:49,902	0:47,755	0:48,388	0:48,824
Lap 4	0:48,222	0:48,413	0:48,667	0:49,775	0:47,475	0:48,385	0:48,617	<u>0:47,097</u>	0:48,383	0:48,173
Lap 5	0:49,473	0:49,335	0:49,964	0:49,133	<u>0:47,369</u>	1:08,354	0:49,225	0:47,144	0:47,440	0:50,565
Lap 6	0:47,895	0:47,941	0:47,746	0:48,374	0:48,080	0:47,834	0:48,362	0:47,134	0:47,590	0:49,268
Lap 7	0:47,651	0:47,660	0:47,571	0:48,049	1:05,847	0:47,690	0:48,031	0:49,572	0:47,315	
Lap 8	0:48,089	0:47,585	0:47,936	0:48,055	0:48,419	0:47,764	0:47,947			
Lap 9	0:48,119	0:48,015	0:47,680	0:47,701	0:47,480	0:47,662	<u>0:47,692</u>			
Lap 10	0:47,793	0:47,879	0:47,570	0:47,976	0:47,560	0:47,434				
Lap 11	0:47,883	0:47,852	<u>0:47,291</u>	0:47,573	0:47,445	0:47,502				
Lap 12	0:48,003	0:51,185	0:47,352	0:47,982	0:47,488	0:47,525				
Lap 13	0:47,971	0:47,569	0:47,382	0:47,626	0:47,612	0:47,550				
Lap 14	0:48,152	0:47,516	0:47,330	0:47,949	0:47,532	0:47,725				
Lap 15	0:47,792	0:47,487	0:47,474	0:47,525	0:47,552	0:47,493				
Lap 16	0:47,614	0:47,472	0:47,525	0:47,512	0:47,427	0:47,658				
Lap 17	0:47,808	<u>0:47,264</u>	0:47,317	0:47,558	0:47,436	0:47,543				
Lap 18	0:47,644	0:47,386	0:47,761	0:47,624	0:47,508	<u>0:47,419</u>				
Lap 19	0:47,713	0:47,912	0:48,683	0:47,730	0:47,497	0:47,555				








**DEUTSCHE KART-MEISTERSCHAFT**

**Round 2: 10 - 12 / 05 / 2019**

**PRO KART WACKERSDORF**

**DMSB**

DMSB-RegNr:107/19

### R 20 DSKC (KZ2) Finale

Fahrername	Beyerlein	Hueting	Lopez	Uber	Greif	Fetzer	Schröder	Kindervater	Ebner	Drewing
Driver	Patrick	Brio	Marc	Sebastian	Toni	Dennis	Tim	Robert	Moritz	Pascal
Lap 20	<u>0:47,510</u>	0:47,474	0:47,692	<u>0:47,421</u>	0:47,473	0:47,487				
Lap 21	0:47,714	0:47,680	0:47,683	0:47,438	0:47,546	0:47,623				



DMSB-RegNr.:107/19

## R 20 DSKG (KZ2) Finale

Ziel		Sektion 1		Sektion 2		Sektion 3	
Fahrername	Zeit	Fahrername	Zeit	Fahrername	Zeit	Fahrername	Zeit
1 381 Van Walsstijn,Senna	0:46,628	381 Van Walsstijn,Senna	0:16,720	398 Ferzer,Dennis	0:07,801	381 Van Walsstijn,Senna	0:14,485
2 324 Fritsch,Valentino	0:46,823	324 Fritsch,Valentino	0:16,741	381 Van Walsstijn,Senna	0:15,355	315 Lehner,Franz	0:14,492
3 333 Kapetanidis,Konstantin	0:46,916	333 Kapetanidis,Konstantin	0:16,774	355 Speck,Luis Laurin	0:15,444	326 Reiböck,Lukas	0:14,495
4 362 Putiatin,Slavik	0:47,030	391 Funda,Marcus	0:16,784	362 Putiatin,Slavik	0:15,451	352 Huefing,Brio	0:14,515
5 326 Reiböck,Lukas	0:47,046	314 Kindervater,Robert	0:16,838	324 Fritsch,Valentino	0:15,518	324 Fritsch,Valentino	0:14,520
6 391 Funda,Marcus	0:47,059	306 Walter,Andre	0:16,856	326 Reiböck,Lukas	0:15,525	328 Hofmann,Benedikt	0:14,533
7 328 Hofmann,Benedikt	0:47,084	328 Hofmann,Benedikt	0:16,864	391 Funda,Marcus	0:15,529	333 Kapetanidis,Konstantin	0:14,541
8 314 Kindervater,Robert	0:47,097	355 Speck,Luis Laurin	0:16,874	333 Kapetanidis,Konstantin	0:15,534	306 Walter,Andre	0:14,554
9 355 Speck,Luis Laurin	0:47,116	315 Lehner,Franz	0:16,881	311 Moitzi,Philipp	0:15,537	362 Putiatin,Slavik	0:14,570
10 311 Moitzi,Philipp	0:47,126	360 Baumann,Dominik	0:16,893	314 Kindervater,Robert	0:15,555	312 Colakovic,Nermin	0:14,574
11 315 Lehner,Franz	0:47,146	351 Kreuz,Patrick	0:16,895	351 Kreuz,Patrick	0:15,567	329 Villagomez,Rafael	0:14,574
12 351 Kreuz,Patrick	0:47,150	311 Moitzi,Philipp	0:16,895	389 Langenbacher,Marvin	0:15,567	314 Kindervater,Robert	0:14,580
13 306 Walter,Andre	0:47,177	389 Langenbacher,Marvin	0:16,896	306 Walter,Andre	0:15,577	391 Funda,Marcus	0:14,589
14 389 Langenbacher,Marvin	0:47,177	319 Elter,Marc	0:16,897	315 Lehner,Franz	0:15,578	383 Potman,Mark	0:14,601
15 319 Elter,Marc	0:47,178	329 Villagomez,Rafael	0:16,903	382 Risom,Valdemar	0:15,589	360 Baumann,Dominik	0:14,609
16 329 Villagomez,Rafael	0:47,178	362 Putiatin,Slavik	0:16,906	332 Bednar,Jan	0:15,589	355 Speck,Luis Laurin	0:14,615
17 382 Risom,Valdemar	0:47,182	382 Risom,Valdemar	0:16,912	360 Baumann,Dominik	0:15,591	384 Ebner,Moritz	0:14,615
18 360 Baumann,Dominik	0:47,212	384 Ebner,Moritz	0:16,922	329 Villagomez,Rafael	0:15,596	319 Elter,Marc	0:14,619
19 332 Bednar,Jan	0:47,217	312 Colakovic,Nermin	0:16,923	319 Elter,Marc	0:15,600	308 Lopez,Marc	0:14,622
20 312 Colakovic,Nermin	0:47,218	318 Walter,Luca	0:16,928	312 Colakovic,Nermin	0:15,602	351 Kreuz,Patrick	0:14,623
21 318 Walter,Luca	0:47,227	316 Uber,Sebastian	0:16,934	390 Greif,Toni	0:15,604	389 Langenbacher,Marvin	0:14,623
22 383 Potman,Mark	0:47,249	332 Bednar,Jan	0:16,943	328 Hofmann,Benedikt	0:15,609	318 Walter,Luca	0:14,625
23 352 Huefing,Brio	0:47,264	308 Lopez,Marc	0:16,944	316 Uber,Sebastian	0:15,632	332 Bednar,Jan	0:14,626
24 308 Lopez,Marc	0:47,291	326 Reiböck,Lukas	0:16,948	352 Huefing,Brio	0:15,635	317 Dresen,Andreas	0:14,627
25 384 Ebner,Moritz	0:47,315	345 Lagerstrom,Linus	0:16,958	383 Potman,Mark	0:15,639	382 Risom,Valdemar	0:14,629
26 317 Dresen,Andreas	0:47,363	317 Dresen,Andreas	0:16,963	318 Walter,Luca	0:15,646	311 Moitzi,Philipp	0:14,642
27 390 Greif,Toni	0:47,369	383 Potman,Mark	0:16,964	345 Lagerstrom,Linus	0:15,658	307 Himmels,Yannik	0:14,648
28 307 Himmels,Yannik	0:47,404	307 Himmels,Yannik	0:16,978	331 Schröder,Tim	0:15,674	345 Lagerstrom,Linus	0:14,678
29 345 Lagerstrom,Linus	0:47,406	390 Greif,Toni	0:16,986	308 Lopez,Marc	0:15,681	316 Uber,Sebastian	0:14,684
30 398 Ferzer,Dennis	0:47,419	398 Ferzer,Dennis	0:16,996	317 Dresen,Andreas	0:15,706	335 Beyerlein,Patrick	0:14,694
31 316 Uber,Sebastian	0:47,421	352 Huefing,Brio	0:17,053	335 Beyerlein,Patrick	0:15,712	398 Ferzer,Dennis	0:14,714
32 335 Beyerlein,Patrick	0:47,510	335 Beyerlein,Patrick	0:17,082	307 Himmels,Yannik	0:15,734	390 Greif,Toni	0:14,741
33 331 Schröder,Tim	0:47,692	369 Drawing,Pascal	0:17,095	384 Ebner,Moritz	0:15,778	331 Schröder,Tim	0:14,781
34 369 Drawing,Pascal	0:48,173	331 Schröder,Tim	0:17,193	369 Drawing,Pascal	0:15,901	369 Drawing,Pascal	0:15,018






**DEUTSCHE KART-MEISTERSCHAFT**

**Round 2: 10 - 12 / 05 / 2019**

**PRO KART WACKERSDORF**

*Raceland*

**DMSB**

DMSB-RegNr.:107/19

**R 20 DSKG (KZ2) Finale**

Die schnellsten Zeiten

Ort	Nr. Fahrername	Zeit	Streckentl.	Ø Speed
Ziel	381 Van Walstijn,Senna	0:46,628	1190 m	91,9 km/h
Sektion 1	381 Van Walstijn,Senna	0:16,720	452 m	97,3 km/h
Sektion 2	398 Ferzer,Dennis	0:07,801	368 m	169,8 km/h
Sektion 3	381 Van Walstijn,Senna	0:14,485	370 m	92,0 km/h

	Smr.381 Van Walstijn,Senna NLD		Smr.333 Kapetanidis,Konstantin DEU		Smr.324 Fritsch,Valentino DEU		Smr.382 Ricom,Valdemar DNK		Smr.332 Bednar,Jan CZE							
	SP Motor Sport	Vaier Motorsport	BIREL ART RACING KSW	RS Competition	GREGOR KART S.R.O.	Ziel	Sektion 1	Sektion 2	Sektion 3	Ziel	Sektion 1	Sektion 2	Sektion 3			
best	0:46,628	0:16,720	0:15,355	0:14,485	0:46,916	0:16,774	0:15,534	0:14,541	0:46,823	0:16,741	0:15,518	0:14,520	0:47,217	0:16,943	0:15,589	0:14,626
Runde 1	0:51,039	0:19,729	0:16,220	0:15,090	0:51,774	0:20,253	0:16,338	0:15,183	0:50,614	0:19,514	0:16,167	0:14,933	0:51,871	0:19,946	0:16,215	0:15,710
Runde 2	0:48,894	0:18,108	0:15,964	0:14,822	0:48,417	0:17,725	0:15,864	0:14,828	0:47,889	0:17,268	0:15,897	0:14,724	0:48,358	0:17,563	0:15,914	0:14,881
Runde 3	0:47,571	0:17,145	0:15,724	0:14,702	0:47,393	0:17,051	0:15,721	0:14,621	0:47,492	0:17,039	0:15,774	0:14,679	0:47,567	0:17,114	0:15,761	0:14,692
Runde 4	0:47,315	0:16,981	0:15,612	0:14,722	0:47,313	0:16,979	0:15,732	0:14,602	0:47,315	0:16,920	0:15,708	0:14,687	0:47,852	0:16,978	0:16,138	0:14,736
Runde 5	0:47,035	0:16,980	0:15,479	0:14,576	0:47,417	0:17,024	0:15,620	0:14,773	0:47,146	0:16,855	0:15,654	0:14,637	0:47,315	0:16,950	0:15,687	0:14,678
Runde 6	0:46,923	0:16,916	0:15,445	0:14,562	0:47,120	0:16,996	0:15,582	0:14,542	0:47,167	0:16,911	0:15,638	0:14,618	0:47,649	0:17,294	0:15,666	0:14,689
Runde 7	0:46,755	0:16,784	0:15,422	0:14,549	0:47,176	0:16,898	0:15,606	0:14,672	0:47,059	0:16,821	0:15,618	0:14,620	0:47,384	0:17,037	0:15,621	0:14,726
Runde 8	0:46,867	0:16,784	0:15,510	0:14,573	0:47,535	0:17,265	0:15,655	0:14,615	0:47,025	0:16,806	0:15,621	0:14,598	0:47,270	0:16,951	0:15,594	0:14,725
Runde 9	0:46,751	0:16,838	0:15,393	0:14,520	0:47,023	0:16,809	0:15,630	0:14,584	0:46,945	0:16,791	0:15,565	0:14,589	0:47,244	0:16,943	0:15,658	0:14,643
Runde 10	0:46,678	0:16,798	0:15,384	0:14,496	0:46,916	0:16,774	0:15,534	0:14,608	0:46,823	0:16,772	0:15,523	0:14,528	0:47,249	0:16,972	0:15,635	0:14,642
Runde 11	0:46,816	0:16,878	0:15,431	0:14,507	0:47,013	0:16,854	0:15,617	0:14,542	0:46,857	0:16,764	0:15,518	0:14,575	0:47,297	0:16,995	0:15,613	0:14,689
Runde 12	0:46,774	0:16,867	0:15,391	0:14,516	0:46,969	0:16,815	0:15,582	0:14,572	0:46,851	0:16,764	0:15,518	0:14,569	0:47,227	0:16,974	0:15,627	0:14,626
Runde 13	0:46,725	0:16,768	0:15,389	0:14,568	0:47,115	0:16,829	0:15,713	0:14,573	0:46,914	0:16,760	0:15,601	0:14,553	0:47,498	0:17,121	0:15,753	0:14,720
Runde 14	0:46,774	0:16,808	0:15,414	0:14,552	0:46,969	0:16,833	0:15,537	0:14,599	0:46,851	0:16,741	0:15,530	0:14,580	0:47,428	0:17,044	0:15,691	0:14,752
Runde 15	0:46,935	0:17,067	0:15,381	0:14,487	0:47,106	0:16,830	0:15,661	0:14,615	0:46,882	0:16,819	0:15,543	0:14,520	0:47,384	0:17,043	0:15,624	0:14,732
Runde 16	0:46,769	0:16,864	0:15,355	0:14,550	0:47,228	0:17,065	0:15,585	0:14,578	0:46,911	0:16,836	0:15,532	0:14,543	0:47,182	0:16,964	0:15,589	0:14,629
Runde 17	0:46,628	0:16,739	0:15,404	0:14,485	0:46,929	0:16,802	0:15,586	0:14,541	0:46,874	0:16,754	0:15,582	0:14,538	0:47,327	0:17,149	0:15,639	0:14,633
Runde 18	0:46,773	0:16,720	0:15,450	0:14,603	0:47,295	0:16,947	0:15,675	0:14,673	0:46,938	0:16,784	0:15,603	0:14,551	0:47,310	0:17,133	0:15,637	0:14,641
Runde 19	0:46,990	0:16,754	0:15,504	0:14,732	0:46,969	0:16,840	0:15,551	0:14,578	0:47,321	0:16,766	0:15,826	0:14,729	0:47,326	0:16,995	0:15,690	0:14,703
Runde 20	0:47,576	0:17,568	0:15,450	0:14,558	0:46,982	0:16,847	0:15,582	0:14,553	0:47,867	0:17,702	0:15,595	0:14,570	0:47,266	0:16,996	0:15,614	0:14,656
Runde 21	0:46,950	0:16,875	0:15,493	0:14,582	0:46,962	0:16,780	0:15,618	0:14,564	0:47,096	0:16,881	0:15,622	0:14,593	0:47,427	0:16,939	0:15,739	0:14,749






DEUTSCHE KART-MEISTERSCHAFT

Round 2: 10 - 12 / 05 / 2019

PRO KART WACKERSDORF



Raceland

DMSB-RegNr.:107/19

R 20 DSKG (K22) Finale

Die schnellsten Zeiten

Ort	Nr. Fahrername	Zeit	Streckl.	Ø Speed
Ziel	381 Van Walstijn,Senna	0:46,628	1190 m	91,9 km/h
Sektion 1	381 Van Walstijn,Senna	0:16,720	452 m	97,3 km/h
Sektion 2	398 Ferzer,Dennis	0:07,801	368 m	169,8 km/h
Sektion 3	381 Van Walstijn,Senna	0:14,485	370 m	92,0 km/h

	Smr.319 Elter,Marc DEU CRG Holland		Smr.315 Lehner,Franz AUT BIREL ART RACING KSW		Smr.306 Walter,Andre DEU Solgat Motorsport		Smr.360 Baumann,Dominik AUT KSB Racing Team		Smr.351 Kreuzt,Patrick DEU RS-Motorsport											
	theoretisch mögliche Bestzeit	Ziel	theoretisch mögliche Bestzeit	Ziel	theoretisch mögliche Bestzeit	Ziel	theoretisch mögliche Bestzeit	Ziel	theoretisch mögliche Bestzeit	Ziel										
best	0:47,178	0:16,897	0:15,600	0:14,619	0:47,146	0:16,881	0:15,578	0:14,492	0:47,177	0:16,856	0:15,577	0:14,554	0:47,212	0:16,893	0:15,591	0:14,609	0:47,150	0:16,895	0:15,567	0:14,623
Runde 1	0:50,388	0:19,367	0:16,190	0:14,831	0:51,850	0:20,182	0:16,540	0:15,128	0:53,587	0:21,642	0:16,671	0:15,274	0:52,684	0:20,589	0:16,635	0:15,460	0:53,541	0:21,107	0:16,983	0:15,451
Runde 2	0:48,018	0:17,249	0:15,871	0:14,898	0:50,546	0:18,971	0:16,594	0:14,981	0:49,643	0:18,275	0:16,454	0:14,914	0:49,640	0:18,436	0:16,161	0:15,043	0:49,568	0:17,881	0:16,461	0:15,226
Runde 3	0:47,497	0:17,039	0:15,740	0:14,718	0:48,631	0:17,544	0:16,396	0:14,691	0:48,271	0:17,529	0:15,986	0:14,756	0:48,149	0:17,528	0:15,827	0:14,794	0:48,405	0:17,319	0:15,864	0:15,222
Runde 4	0:47,279	0:16,897	0:15,692	0:14,690	0:47,432	0:16,992	0:15,738	0:14,702	0:48,267	0:17,805	0:15,763	0:14,699	0:47,394	0:16,983	0:15,722	0:14,689	0:48,977	0:17,762	0:16,161	0:15,054
Runde 5	0:47,358	0:17,002	0:15,688	0:14,668	0:47,307	0:16,951	0:15,672	0:14,684	0:47,300	0:17,026	0:15,597	0:14,677	0:47,341	0:17,028	0:15,591	0:14,722	0:47,516	0:16,983	0:15,727	0:14,806
Runde 6	0:47,419	0:17,066	0:15,659	0:14,694	0:47,286	0:17,000	0:15,690	0:14,596	0:47,346	0:16,981	0:15,721	0:14,644	0:47,543	0:17,152	0:15,716	0:14,675	0:47,618	0:17,132	0:15,658	0:14,828
Runde 7	0:47,453	0:16,991	0:15,755	0:14,707	0:47,246	0:16,908	0:15,646	0:14,692	0:47,200	0:16,856	0:15,628	0:14,716	0:47,430	0:16,909	0:15,604	0:14,829	0:47,407	0:16,909	0:15,691	0:14,807
Runde 8	0:47,611	0:16,926	0:15,985	0:14,750	0:47,211	0:16,919	0:15,688	0:14,604	0:47,182	0:16,958	0:15,577	0:14,647	0:47,385	0:17,000	0:15,673	0:14,712	0:47,391	0:17,054	0:15,648	0:14,689
Runde 9	0:47,431	0:17,091	0:15,666	0:14,674	0:47,407	0:17,165	0:15,637	0:14,605	0:47,310	0:16,942	0:15,664	0:14,704	0:47,796	0:17,433	0:15,662	0:14,701	0:47,687	0:16,945	0:15,964	0:14,778
Runde 10	0:47,427	0:17,059	0:15,749	0:14,619	0:47,146	0:16,881	0:15,644	0:14,621	0:47,190	0:17,004	0:15,632	0:14,554	0:47,233	0:16,893	0:15,707	0:14,633	0:47,308	0:17,018	0:15,647	0:14,643
Runde 11	0:47,232	0:16,916	0:15,633	0:14,683	0:47,355	0:17,004	0:15,735	0:14,616	0:47,412	0:16,910	0:15,852	0:14,650	0:47,910	0:16,893	0:16,297	0:14,720	0:47,283	0:16,966	0:15,632	0:14,685
Runde 12	0:47,317	0:17,054	0:15,605	0:14,658	0:47,306	0:16,964	0:15,672	0:14,670	0:47,177	0:16,922	0:15,632	0:14,623	0:47,212	0:16,943	0:15,660	0:14,609	0:47,258	0:16,941	0:15,670	0:14,647
Runde 13	0:47,178	0:16,931	0:15,600	0:14,647	0:47,289	0:16,983	0:15,677	0:14,629	0:47,206	0:16,925	0:15,647	0:14,634	0:47,280	0:16,922	0:15,689	0:14,669	0:47,225	0:16,915	0:15,625	0:14,685
Runde 14	0:47,333	0:17,062	0:15,644	0:14,627	0:47,295	0:17,072	0:15,642	0:14,581	0:47,210	0:16,972	0:15,612	0:14,626	0:47,325	0:16,943	0:15,697	0:14,685	0:47,150	0:16,929	0:15,598	0:14,623
Runde 15	0:47,361	0:16,997	0:15,706	0:14,658	0:47,934	0:17,234	0:16,021	0:14,679	0:47,424	0:16,990	0:15,787	0:14,647	0:47,322	0:16,908	0:15,735	0:14,679	0:47,152	0:16,895	0:15,567	0:14,690
Runde 16	0:47,945	0:17,538	0:15,687	0:14,720	0:47,281	0:17,100	0:15,658	0:14,523	0:47,288	0:17,022	0:15,630	0:14,636	0:47,396	0:16,963	0:15,774	0:14,659	0:47,354	0:17,096	0:15,607	0:14,651
Runde 17	0:47,358	0:16,971	0:15,726	0:14,661	0:47,158	0:16,971	0:15,695	0:14,492	0:47,226	0:16,925	0:15,679	0:14,622	0:47,235	0:16,954	0:15,607	0:14,674	0:47,333	0:17,019	0:15,669	0:14,645
Runde 18	0:47,317	0:17,004	0:15,667	0:14,646	0:47,271	0:17,056	0:15,705	0:14,510	0:47,178	0:16,965	0:15,595	0:14,618	0:47,353	0:16,976	0:15,713	0:14,664	0:47,967	0:17,544	0:15,776	0:14,647
Runde 19	0:47,327	0:16,949	0:15,729	0:14,649	0:47,404	0:17,068	0:15,708	0:14,628	0:47,861	0:17,597	0:15,642	0:14,622	0:47,458	0:17,023	0:15,711	0:14,724	0:47,242	0:16,956	0:15,575	0:14,711
Runde 20	0:47,379	0:17,094	0:15,639	0:14,646	0:47,194	0:16,976	0:15,578	0:14,640	0:47,263	0:16,928	0:15,643	0:14,692	0:47,434	0:16,903	0:15,862	0:14,669	0:47,216	0:16,935	0:15,614	0:14,667
Runde 21	0:47,370	0:16,979	0:15,708	0:14,683	0:47,573	0:17,138	0:15,716	0:14,719	0:47,434	0:16,942	0:15,759	0:14,733	0:47,382	0:17,062	0:15,639	0:14,681	0:47,272	0:16,950	0:15,610	0:14,712






**DEUTSCHE KART-MEISTERSCHAFT**

**Round 2: 10 - 12 / 05 / 2019**

**PRO KART WACKERSDORF**

*Raceland*

**DMSB-RegNr.:107/19**

**R 20 DSKG (K22) Finale**

Die schnellsten Zeiten

Ort	Nr. Fahrername	Zeit	Streckl.	Ø Speed
Ziel	381 Van Walstijn,Senna	0:46,628	1190 m	91,9 km/h
Sektion 1	381 Van Walstijn,Senna	0:16,720	452 m	97,3 km/h
Sektion 2	398 Ferzer,Dennis	0:07,801	368 m	169,8 km/h
Sektion 3	381 Van Walstijn,Senna	0:14,485	370 m	92,0 km/h

	Smr.311 Moitzi,Philipp AUT KSB Racing Team			Smr.318 Walter,Luca DEU Luca Walter			Smr.328 Hofmann,Benedikt DEU BIREL ART RACING KSW			Smr.312 Colakovic,Nermin DEU Solgat Motorsport						
	theoretisch mögliche Bestzeit 0:47,074			theoretisch mögliche Bestzeit 0:47,086			theoretisch mögliche Bestzeit 0:47,199			theoretisch mögliche Bestzeit 0:47,006			theoretisch mögliche Bestzeit 0:47,099			
best	Ziel	Sektion 1	Sektion 2	Sektion 3	Ziel	Sektion 1	Sektion 2	Sektion 3	Ziel	Sektion 1	Sektion 2	Sektion 3	Ziel	Sektion 1	Sektion 2	Sektion 3
Runde 1	0:53,692	0:21,217	0:17,179	0:15,296	0:53,901	0:20,694	0:17,557	0:15,650	0:54,747	0:21,414	0:17,715	0:15,618	0:54,659	0:21,134	0:17,953	0:15,572
Runde 2	0:50,506	0:17,974	0:16,663	0:15,869	0:49,630	0:17,883	0:16,211	0:15,536	0:50,083	0:18,404	0:16,354	0:15,325	0:49,992	0:18,229	0:16,359	0:15,404
Runde 3	0:48,362	0:17,463	0:15,990	0:14,909	0:48,543	0:17,218	0:16,351	0:14,974	0:48,608	0:17,683	0:16,040	0:14,885	0:48,883	0:17,818	0:16,158	0:14,907
Runde 4	0:48,780	0:17,064	0:16,018	0:15,698	0:48,249	0:17,515	0:15,957	0:14,777	0:48,876	0:17,710	0:16,239	0:14,927	0:48,356	0:17,259	0:16,328	0:14,769
Runde 5	0:47,797	0:17,439	0:15,599	0:14,759	0:47,998	0:17,530	0:15,731	0:14,737	0:48,175	0:17,752	0:15,684	0:14,739	0:48,372	0:17,772	0:15,794	0:14,806
Runde 6	0:47,185	0:16,956	0:15,574	0:14,655	0:47,382	0:16,898	0:15,750	0:14,734	0:47,338	0:16,998	0:15,653	0:14,687	0:47,536	0:17,116	0:15,723	0:14,697
Runde 7	0:47,159	0:16,900	0:15,557	0:14,702	0:47,623	0:16,987	0:15,730	0:14,906	0:47,506	0:16,928	0:15,804	0:14,774	0:47,493	0:17,088	0:15,711	0:14,744
Runde 8	0:47,188	0:16,895	0:15,562	0:14,731	0:47,440	0:16,979	0:15,708	0:14,753	0:47,829	0:17,347	0:15,811	0:14,671	0:47,347	0:17,122	0:15,609	0:14,616
Runde 9	0:47,253	0:16,918	0:15,537	0:14,798	0:47,199	0:16,902	0:15,601	0:14,696	0:47,416	0:17,017	0:15,736	0:14,663	0:47,267	0:16,994	0:15,642	0:14,631
Runde 10	0:47,186	0:16,953	0:15,555	0:14,678	0:47,291	0:16,896	0:15,647	0:14,748	0:47,463	0:16,991	0:15,843	0:14,629	0:47,518	0:17,172	0:15,717	0:14,754
Runde 11	0:47,244	0:16,985	0:15,571	0:14,688	0:47,177	0:16,940	0:15,567	0:14,670	0:47,275	0:16,984	0:15,648	0:14,643	0:47,390	0:17,001	0:15,793	0:14,596
Runde 12	0:47,139	0:16,957	0:15,540	0:14,642	0:47,353	0:17,061	0:15,604	0:14,688	0:47,227	0:16,935	0:15,646	0:14,646	0:47,084	0:16,864	0:15,672	0:14,548
Runde 13	0:47,227	0:16,937	0:15,601	0:14,689	0:47,405	0:16,933	0:15,768	0:14,704	0:47,258	0:16,941	0:15,664	0:14,653	0:47,329	0:17,012	0:15,731	0:14,586
Runde 14	0:47,126	0:16,903	0:15,564	0:14,659	0:47,289	0:16,976	0:15,625	0:14,688	0:47,245	0:16,933	0:15,647	0:14,665	0:47,091	0:16,928	0:15,609	0:14,554
Runde 15	0:47,192	0:16,907	0:15,588	0:14,697	0:47,326	0:16,967	0:15,631	0:14,728	0:47,455	0:16,984	0:15,758	0:14,713	0:47,494	0:17,179	0:15,743	0:14,572
Runde 16	0:47,564	0:17,124	0:15,702	0:14,738	0:47,316	0:16,984	0:15,675	0:14,657	0:47,285	0:16,969	0:15,661	0:14,655	0:47,179	0:16,938	0:15,649	0:14,592
Runde 17	0:47,491	0:17,066	0:15,676	0:14,749	0:47,259	0:16,951	0:15,625	0:14,683	0:47,357	0:16,990	0:15,719	0:14,648	0:47,211	0:16,956	0:15,722	0:14,533
Runde 18	0:48,220	0:17,852	0:15,674	0:14,694	0:47,315	0:16,999	0:15,635	0:14,681	0:47,320	0:17,010	0:15,685	0:14,625	0:47,238	0:16,929	0:15,685	0:14,624
Runde 19	0:47,364	0:16,975	0:15,670	0:14,719	0:47,295	0:16,931	0:15,670	0:14,694	0:47,396	0:17,061	0:15,663	0:14,672	0:47,224	0:16,986	0:15,670	0:14,568
Runde 20	0:47,324	0:17,023	0:15,617	0:14,684	0:47,182	0:16,940	0:15,619	0:14,623	0:47,468	0:17,019	0:15,772	0:14,677	0:47,475	0:17,016	0:15,757	0:14,702
Runde 21	0:47,467	0:16,978	0:15,715	0:14,774	0:47,369	0:16,935	0:15,715	0:14,719	0:47,466	0:17,001	0:15,765	0:14,700	0:47,358	0:16,925	0:15,790	0:14,643





**Round 2: 10 - 12 / 05 / 2019**

**PRO KART WACKERSDORF**

**DEUTSCHE KART-MEISTERSCHAFT**

**RaceLand**

**DMSB-RegNr.:107/19**

**R 20 DSKG (K22) Finale**

Die schnellsten Zeiten

Ort	Nr. Fahrername	Zeit	Streckentl.	Ø Speed
Ziel	381 Van Walstijn,Senna	0:46,628	1190 m	91,9 km/h
Sektion 1	381 Van Walstijn,Senna	0:16,720	452 m	97,3 km/h
Sektion 2	398 Ferzer,Dennis	0:07,801	368 m	169,8 km/h
Sektion 3	381 Van Walstijn,Senna	0:14,485	370 m	92,0 km/h

	Smr.326 Reiböck,Lukas AUT		Smr.383 Potman,Mark NLD		Smr.391 Funda,Marcus AUT		Smr.362 Puritatin,Slavik UKR		Smr.329 Villagomez,Rafael MEX			
	BIREL ART RACING KSW		CRG Holland		ZANCHI MOTORSPORT		CPB SPORT		BIREL ART RACING KSW			
	theoretisch mögliche Bestzeit 0:46,968		theoretisch mögliche Bestzeit 0:47,204		theoretisch mögliche Bestzeit 0:46,902		theoretisch mögliche Bestzeit 0:46,927		theoretisch mögliche Bestzeit 0:47,073			
best	Ziel	Sektion 1	Sektion 2	Sektion 3	Ziel	Sektion 1	Sektion 2	Sektion 3	Ziel	Sektion 1	Sektion 2	Sektion 3
Runde 1	0:55,396	0:21,537	0:18,073	0:15,786	0:54,287	0:21,304	0:17,361	0:15,622	0:51,662	0:20,058	0:16,226	0:15,378
Runde 2	0:49,976	0:18,208	0:16,682	0:15,086	0:49,590	0:17,720	0:16,443	0:15,427	0:48,174	0:17,469	0:15,924	0:14,781
Runde 3	0:48,767	0:17,414	0:16,327	0:15,026	0:48,899	0:17,442	0:16,297	0:15,160	0:47,451	0:17,032	0:15,696	0:14,723
Runde 4	0:48,311	0:17,447	0:16,057	0:14,807	0:48,389	0:17,143	0:15,988	0:15,258	0:47,437	0:16,989	0:15,758	0:14,690
Runde 5	0:49,365	0:17,845	0:16,676	0:14,844	0:48,107	0:17,279	0:15,966	0:14,862	0:47,301	0:17,017	0:15,647	0:14,637
Runde 6	0:47,531	0:17,069	0:15,714	0:14,748	0:47,553	0:17,074	0:15,767	0:14,712	0:47,374	0:16,969	0:15,617	0:14,788
Runde 7	0:47,523	0:17,104	0:15,704	0:14,715	0:48,059	0:17,039	0:15,906	0:15,114	0:47,408	0:17,023	0:15,657	0:14,728
Runde 8	0:47,499	0:17,066	0:15,688	0:14,745	0:47,848	0:17,212	0:15,886	0:14,750	1:02,808	0:32,204	0:15,865	0:14,739
Runde 9	0:47,753	0:17,076	0:15,827	0:14,850	0:47,818	0:17,028	0:16,038	0:14,752	0:47,244	0:16,917	0:15,686	0:14,641
Runde 10	0:47,128	0:16,965	0:15,645	0:14,518	0:48,380	0:17,510	0:16,095	0:14,775	0:47,266	0:17,010	0:15,596	0:14,660
Runde 11	0:47,081	0:17,023	0:15,525	0:14,533	0:47,639	0:17,098	0:15,748	0:14,793	0:47,342	0:16,940	0:15,737	0:14,665
Runde 12	0:47,046	0:16,969	0:15,567	0:14,510	0:47,381	0:16,970	0:15,738	0:14,673	0:47,451	0:17,045	0:15,832	0:14,574
Runde 13	0:47,364	0:17,052	0:15,645	0:14,667	0:47,442	0:16,964	0:15,749	0:14,729	0:47,764	0:16,986	0:15,607	0:15,171
Runde 14	0:47,287	0:17,030	0:15,623	0:14,634	0:47,249	0:16,964	0:15,639	0:14,646	0:47,979	0:17,568	0:15,767	0:14,644
Runde 15	0:47,195	0:17,026	0:15,674	0:14,495	0:47,838	0:17,040	0:16,051	0:14,747	0:47,412	0:17,073	0:15,665	0:14,674
Runde 16	0:47,050	0:16,948	0:15,535	0:14,567	0:47,344	0:16,965	0:15,737	0:14,642	0:47,463	0:17,059	0:15,746	0:14,658
Runde 17	0:47,130	0:16,975	0:15,597	0:14,558	0:47,333	0:16,970	0:15,762	0:14,601	0:47,178	0:16,908	0:15,638	0:14,632
Runde 18	0:47,424	0:17,039	0:15,656	0:14,729	0:47,350	0:16,990	0:15,698	0:14,662	0:47,296	0:16,903	0:15,709	0:14,684
Runde 19	0:47,327	0:16,986	0:15,762	0:14,579	0:47,401	0:17,017	0:15,730	0:14,654	0:47,754	0:17,334	0:15,655	0:14,765
Runde 20	0:47,566	0:17,079	0:15,762	0:14,725	0:47,478	0:16,981	0:15,816	0:14,681	0:47,376	0:17,020	0:15,641	0:14,715
Runde 21	0:47,785	0:17,224	0:15,819	0:14,742	0:47,399	0:16,979	0:15,743	0:14,677	0:47,316	0:16,946	0:15,740	0:14,630





**Round 2: 10 - 12 / 05 / 2019**

**PRO KART WACKERSDORF**

**DEUTSCHE KART-MEISTERSCHAFT**

*Raceland*

**DMSB-RegNr.:107/19**

**R 20 DSKG (K22) Finale**

Die schnellsten Zeiten

Ort	Nr. Fahrername	Zeit	Streckentl.	Ø Speed
Ziel	381 Van Walstijn,Senna	0:46,628	1190 m	91,9 km/h
Sektion 1	381 Van Walstijn,Senna	0:16,720	452 m	97,3 km/h
Sektion 2	398 Ferzer,Dennis	0:07,801	368 m	169,8 km/h
Sektion 3	381 Van Walstijn,Senna	0:14,485	370 m	92,0 km/h

	Snr.307 Himmels,Yannik DEU Valier Motorsport		Snr.355 Speck,Luis Laurin DEU Tbkart Srl.		Snr.317 Dresen,Andreas DEU SRP Racing Team		Snr.345 Lagerstrom,Linus SWE Linus Lagerstrom		Snr.335 Beyerlein,Patrick DEU BEYMO-Kartracing			
	theoretisch mögliche Bestzeit 0:47,360		theoretisch mögliche Bestzeit 0:46,933		theoretisch mögliche Bestzeit 0:47,296		theoretisch mögliche Bestzeit 0:47,294		theoretisch mögliche Bestzeit 0:47,488			
best	Ziel	Sektion 1	Sektion 2	Sektion 3	Ziel	Sektion 1	Sektion 2	Sektion 3	Ziel	Sektion 1	Sektion 2	Sektion 3
Runde 1	0:47,404	0:16,978	0:15,734	0:14,648	0:47,116	0:16,874	0:15,444	0:14,615	0:47,510	0:17,082	0:15,712	0:14,694
Runde 2	0:53,175	0:20,723	0:16,752	0:15,700	0:55,769	0:21,747	0:18,363	0:15,659	0:55,842	0:21,632	0:18,102	0:16,108
Runde 3	0:50,712	0:18,314	0:17,047	0:15,351	0:50,093	0:18,430	0:16,412	0:15,251	0:49,849	0:18,020	0:16,528	0:15,301
Runde 4	0:48,496	0:17,499	0:16,081	0:14,916	0:48,836	0:17,672	0:16,173	0:14,991	0:48,751	0:17,501	0:16,107	0:15,143
Runde 5	0:49,200	0:17,268	0:16,307	0:15,625	0:48,469	0:17,661	0:16,079	0:14,729	0:48,222	0:17,311	0:16,011	0:14,900
Runde 6	0:51,548	0:19,990	0:16,638	0:14,920	0:49,619	0:17,924	0:16,313	0:15,382	0:49,830	0:17,857	0:16,756	0:15,217
Runde 7	0:47,867	0:17,159	0:15,924	0:14,784	0:47,913	0:17,126	0:16,035	0:14,752	0:48,543	0:17,720	0:15,948	0:14,875
Runde 8	0:47,657	0:17,107	0:15,780	0:14,770	0:47,557	0:17,165	0:15,637	0:14,755	0:47,846	0:17,051	0:15,947	0:14,848
Runde 9	0:47,517	0:17,103	0:15,734	0:14,680	0:47,116	0:16,874	0:15,619	0:14,623	0:47,670	0:17,145	0:15,760	0:14,765
Runde 10	0:47,468	0:17,043	0:15,734	0:14,691	0:47,178	0:17,010	0:15,444	0:14,724	0:47,406	0:16,982	0:15,695	0:14,729
Runde 11	0:47,946	0:17,398	0:15,788	0:14,760	0:47,937	0:17,626	0:15,615	0:14,696	0:48,073	0:17,732	0:15,658	0:14,683
Runde 12	0:48,154	0:17,355	0:16,009	0:14,790	0:47,646	0:17,092	0:15,878	0:14,676	0:47,587	0:17,074	0:15,757	0:14,756
Runde 13	0:47,596	0:17,034	0:15,806	0:14,756	0:48,893	0:18,009	0:16,192	0:14,692	0:48,081	0:17,198	0:16,204	0:14,679
Runde 14	0:48,311	0:17,523	0:15,736	0:15,052	0:47,161	0:16,993	0:15,553	0:14,615	0:47,611	0:17,135	0:15,713	0:14,763
Runde 15	0:47,700	0:17,054	0:15,914	0:14,732	0:47,780	0:17,421	0:15,712	0:14,647	0:47,701	0:17,231	0:15,767	0:14,709
Runde 16	0:47,532	0:17,049	0:15,740	0:14,743	0:47,427	0:17,046	0:15,670	0:14,711	0:47,466	0:17,017	0:15,729	0:14,720
Runde 17	0:47,404	0:16,978	0:15,739	0:14,687	0:47,806	0:17,073	0:15,712	0:15,021	0:47,484	0:17,071	0:15,717	0:14,696
Runde 18	0:47,433	0:17,047	0:15,738	0:14,648	0:47,815	0:17,494	0:15,645	0:14,676	0:47,888	0:17,240	0:15,880	0:14,768
Runde 19	0:47,440	0:16,997	0:15,757	0:14,686	0:47,680	0:17,285	0:15,679	0:14,716	0:47,501	0:17,010	0:15,809	0:14,682
Runde 20	0:48,196	0:17,792	0:15,746	0:14,658	0:47,385	0:17,086	0:15,639	0:14,660	0:47,787	0:17,149	0:15,891	0:14,747
Runde 21	0:47,467	0:17,020	0:15,745	0:14,702	0:47,169	0:16,898	0:15,580	0:14,691	0:47,363	0:16,988	0:15,748	0:14,627
	0:47,563	0:17,011	0:15,808	0:14,744	0:47,177	0:16,897	0:15,597	0:14,683	0:47,605	0:16,963	0:15,852	0:14,790
									0:47,562	0:16,958	0:15,794	0:14,810
									0:47,714	0:17,129	0:15,832	0:14,753






**DEUTSCHE KART-MEISTERSCHAFT**

**Round 2: 10 - 12 / 05 / 2019**

**PRO KART WACKERSDORF**

*Raceland*

**DMSB**

DMSB-RegNr.:107/19

**R 20 DSKG (K22) Finale**

Die schnellsten Zeiten

Ort	Nr. Fahrername	Zeit	Streckenl.	Ø Speed
Ziel	381 Van Walstijn,Senna	0:46,628	1190 m	91,9 km/h
Sektion 1	381 Van Walstijn,Senna	0:16,720	452 m	97,3 km/h
Sektion 2	398 Fetzer,Dennis	0:07,801	368 m	169,8 km/h
Sektion 3	381 Van Walstijn,Senna	0:14,485	370 m	92,0 km/h

	Smr.352 Hueing,Brio NLD SRP Racing Team			Smr.308 Lopez,Marc ESP CRG Keizer racing			Smr.316 Uber,Sebastian DEU RS-Motorsport			Smr.390 Greif,Toni DEU Solgat Motorsport			Smr.398 Fetzer,Dennis DEU SRP Racing Team		
	theoretisch mögliche Bestzeit	Sektion 1	Sektion 3	theoretisch mögliche Bestzeit	Sektion 1	Sektion 3	theoretisch mögliche Bestzeit	Sektion 1	Sektion 3	theoretisch mögliche Bestzeit	Sektion 1	Sektion 3	theoretisch mögliche Bestzeit	Sektion 1	Sektion 3
best	0:47,264	0:17,053	0:15,635	0:47,291	0:16,944	0:15,681	0:47,421	0:16,934	0:15,632	0:47,369	0:16,986	0:15,604	0:47,419	0:16,996	0:07,801
Runde 1	0:55,629	0:21,816	0:17,998	0:54,633	0:21,407	0:17,622	0:54,983	0:20,989	0:18,198	0:51,463	0:19,825	0:16,263	0:53,941	0:20,559	0:17,641
Runde 2	0:49,702	0:18,002	0:16,560	0:50,312	0:17,780	0:16,468	0:49,932	0:18,144	0:16,589	0:48,400	0:17,540	0:15,942	0:49,898	0:18,014	0:16,478
Runde 3	0:48,700	0:17,557	0:16,190	0:48,656	0:17,485	0:16,160	0:50,369	0:17,912	0:16,377	0:47,976	0:17,379	0:15,829	0:49,074	0:17,759	0:15,987
Runde 4	0:48,413	0:17,462	0:16,105	0:48,667	0:17,496	0:16,199	0:49,775	0:18,143	0:16,503	0:47,475	0:16,988	0:15,743	0:48,385	0:17,575	0:15,872
Runde 5	0:49,335	0:17,921	0:16,633	0:49,964	0:18,671	0:16,403	0:49,133	0:17,605	0:16,044	0:47,369	0:16,986	0:15,642	1:08,354	0:37,569	0:15,878
Runde 6	0:47,941	0:17,345	0:15,868	0:47,746	0:17,185	0:15,817	0:48,374	0:17,379	0:16,061	0:48,080	0:17,624	0:15,707	0:47,834	0:17,240	0:15,772
Runde 7	0:47,660	0:17,199	0:15,769	0:47,571	0:17,060	0:15,747	0:48,049	0:17,325	0:15,847	1:05,847	0:17,016	0:15,709	0:47,690	0:17,145	0:15,714
Runde 8	0:47,585	0:17,186	0:15,752	0:47,936	0:17,397	0:15,806	0:48,055	0:17,327	0:15,860	0:48,419	0:17,806	0:15,776	0:47,764	0:17,053	0:15,822
Runde 9	0:48,015	0:17,134	0:15,720	0:47,680	0:16,979	0:15,887	0:47,701	0:17,202	0:15,748	0:47,480	0:17,079	0:15,656	0:47,662	0:17,089	0:15,714
Runde 10	0:47,879	0:17,482	0:15,762	0:47,570	0:17,097	0:15,789	0:47,976	0:17,205	0:16,023	0:47,560	0:17,082	0:15,649	0:47,434	0:17,059	0:15,599
Runde 11	0:47,852	0:17,166	0:15,999	0:47,291	0:16,961	0:15,681	0:47,573	0:17,007	0:15,732	0:47,445	0:17,006	0:15,614	0:47,502	0:17,021	0:15,706
Runde 12	0:51,185	0:18,889	0:17,536	0:47,352	0:17,026	0:15,682	0:47,982	0:17,095	0:16,078	0:47,488	0:16,992	0:15,725	0:47,525	0:17,003	0:15,636
Runde 13	0:47,569	0:17,213	0:15,753	0:47,382	0:16,957	0:15,698	0:47,626	0:17,144	0:15,687	0:47,612	0:17,055	0:15,732	0:47,550	0:17,178	0:15,610
Runde 14	0:47,516	0:17,126	0:15,778	0:47,330	0:16,944	0:15,724	0:47,949	0:17,438	0:15,797	0:47,532	0:17,108	0:15,648	0:47,725	0:17,146	0:15,757
Runde 15	0:47,487	0:17,132	0:15,721	0:47,474	0:17,044	0:15,792	0:47,525	0:17,061	0:15,693	0:47,552	0:17,058	0:15,676	0:47,493	0:17,082	0:15,627
Runde 16	0:47,472	0:17,053	0:15,741	0:47,525	0:16,996	0:15,804	0:47,512	0:17,056	0:15,754	0:47,427	0:17,000	0:15,677	0:47,658	0:17,112	0:15,667
Runde 17	0:47,264	0:17,114	0:15,635	0:47,317	0:16,982	0:15,713	0:47,558	0:17,074	0:15,800	0:47,436	0:17,043	0:15,604	0:47,543	0:17,108	0:15,721
Runde 18	0:47,386	0:17,104	0:15,738	0:47,761	0:17,022	0:15,964	0:47,624	0:17,066	0:15,810	0:47,508	0:17,065	0:15,669	0:47,419	0:17,044	0:15,590
Runde 19	0:47,912	0:17,620	0:15,677	0:48,683	0:17,451	0:15,864	0:47,730	0:17,143	0:15,815	0:47,497	0:17,040	0:15,657	0:47,555	0:16,996	0:15,742
Runde 20	0:47,474	0:17,065	0:15,739	0:47,692	0:17,258	0:15,807	0:47,421	0:16,934	0:15,774	0:47,473	0:17,011	0:15,655	0:47,487	0:17,037	0:15,709
Runde 21	0:47,680	0:17,322	0:15,715	0:47,683	0:17,019	0:15,840	0:47,438	0:17,017	0:15,632	0:47,546	0:16,991	0:15,738	0:47,623	0:17,027	0:07,801
															0:22,795








**DEUTSCHE KART-MEISTERSCHAFT**

**Round 2: 10 - 12 / 05 / 2019**

**PRO KART WACKERSDORF**

**DMSB**

**Race-land**

**DMSB-RegNr.:107/19**

**R 20 DSKG (KZZ) Finale**

**Die schnellsten Zeiten**

Ort	Nr. Fahrername	Zeit	Streckenl.	ø Speed
Ziel	381 Van Walstijn,Senna	0:46,628	1190 m	91,9 km/h
Sektion 1	381 Van Walstijn,Senna	0:16,720	452 m	97,3 km/h
Sektion 2	398 Ferzer,Dennis	0:07,801	368 m	169,8 km/h
Sektion 3	381 Van Walstijn,Senna	0:14,485	370 m	92,0 km/h

	Smr.331 Schröder,Tim DEU Mach1 Motorsport	Smr.314 Kindervater,Robert DEU BIREL ART RACING KSW	Smr.384 Ebner,Moritz ITA Markus Ebner	Smr.369 Drewing,Pascal DEU Valier Motorsport	Ziel
best	theoretisch mögliche Bestzeit 0:47,648 Ziel Sektion 1 Sektion 2 Sektion 3 0:47,692 0:17,193 0:15,674 0:14,781	theoretisch mögliche Bestzeit 0:46,973 Ziel Sektion 1 Sektion 2 Sektion 3 0:47,097 0:16,838 0:15,555 0:14,580	theoretisch mögliche Bestzeit 0:47,315 Ziel Sektion 1 Sektion 2 Sektion 3 0:47,315 0:16,922 0:15,778 0:14,615	theoretisch mögliche Bestzeit 0:48,014 Ziel Sektion 1 Sektion 2 Sektion 3 0:48,173 0:17,095 0:15,901 0:15,018	
Runde 1	0:55,447 0:21,030 0:18,429 0:15,988	0:51,703 0:20,017 0:16,345 0:15,341	0:53,071 0:20,633 0:17,049 0:15,389	0:55,742 0:21,643 0:18,036 0:16,063	
Runde 2	0:50,086 0:18,173 0:16,468 0:15,445	0:52,056 0:20,699 0:16,383 0:14,974	0:50,203 0:18,363 0:16,595 0:15,245	0:49,951 0:18,306 0:16,321 0:15,324	
Runde 3	0:49,902 0:18,488 0:16,215 0:15,199	0:47,755 0:17,219 0:15,798 0:14,738	0:48,388 0:17,291 0:16,045 0:15,052	0:48,824 0:17,471 0:16,315 0:15,038	
Runde 4	0:48,617 0:17,495 0:16,142 0:14,980	0:47,097 0:16,838 0:15,679 0:14,580	0:48,383 0:17,437 0:16,167 0:14,779	0:48,173 0:17,254 0:15,901 0:15,018	
Runde 5	0:49,225 0:17,422 0:16,272 0:15,531	0:47,144 0:16,908 0:15,605 0:14,631	0:47,440 0:16,958 0:15,789 0:14,693	0:50,565 0:18,291 0:16,603 0:15,671	
Runde 6	0:48,362 0:17,273 0:16,070 0:15,019	0:47,134 0:16,955 0:15,555 0:14,624	0:47,590 0:17,087 0:15,867 0:14,636	0:49,268 0:17,095 0:16,104 0:16,069	
Runde 7	0:48,031 0:17,193 0:15,909 0:14,929	0:49,572 0:16,853 0:15,583 0:17,136	0:47,315 0:16,922 0:15,778 0:14,615		
Runde 8	0:47,947 0:17,231 0:15,832 0:14,884	0:18,330			
Runde 9	0:47,692 0:17,237 0:15,674 0:14,781				
Runde 10	0:17,345				



DMSB-RegNr:107/19



17	369	Valier Motorsport <b>DREWING Pascal</b> Startposition 33	17	355	Tbkart Srl. <b>SPECK Luis Laurin</b> Startposition 34
16	345	Linus Lagerstrom <b>LAGERSTROM Linus</b> Startposition 31	16	331	Mach1 Motorsport <b>SCHRÖDER Tim</b> Startposition 32
15	391	ZANCHI MOTORSPORT <b>FUNDA Marcus</b> Startposition 29	15	389	RS-Motorsport <b>LANGENBACHER Marvin</b> Startposition 30
14	316	RS-Motorsport <b>UBER Sebastian</b> Startposition 27	14	335	BEYMO-Kartracing <b>BEYERLEIN Patrick</b> Startposition 28
13	326	BIREL ART RACING KSW <b>REIBÖCK Lukas</b> Startposition 25	13	362	CPB SPORT <b>PUTIATIN Slavik</b> Startposition 26
12	312	Solgar Motorsport <b>COLAKOVIC Nermin</b> Startposition 23	12	352	SRP Racing Team <b>HUETING Brio</b> Startposition 24
11	328	BIREL ART RACING KSW <b>HOFMANN Benedikt</b> Startposition 21	11	317	SRP Racing Team <b>DRESEN Andreas</b> Startposition 22
10	398	SRP Racing Team <b>FETZER Dennis</b> Startposition 19	10	384	Markus Ebner <b>EBNER Moritz</b> Startposition 20
9	318	Luca Walter <b>WALTER Luca</b> Startposition 17	9	351	RS-Motorsport <b>KREUTZ Patrick</b> Startposition 18
8	383	CRG Holland <b>POTMAN Mark</b> Startposition 15	8	308	CRG Keijzer racing <b>LOPEZ Marc</b> Startposition 16
7	311	KSB Racing Team <b>MOITZI Philipp</b> Startposition 13	7	307	Valier Motorsport <b>HIMMELS Yannik</b> Startposition 14
6	390	Solgar Motorsport <b>GREIF Toni</b> Startposition 11	6	315	BIREL ART RACING KSW <b>LEHNER Franz</b> Startposition 12
5	333	Valier Motorsport <b>KAPETANIDIS Konstantin</b> Startposition 9	5	360	KSB Racing Team <b>BAUMANN Dominik</b> Startposition 10
4	306	Solgar Motorsport <b>WALTER Andre</b> Startposition 7	4	332	GREGOR KART S.R.O. <b>BEDNAR Jan</b> Startposition 8
3	329	BIREL ART RACING KSW <b>VILLAGOMEZ Rafael</b> Startposition 5	3	382	RS Competition <b>RISOM Valdemar</b> Startposition 6
2	381	SP Motor Sport <b>VAN WALSTIJN Senna</b> Startposition 3	2	319	CRG Holland <b>ELTER Marc</b> Startposition 4
1	324	BIREL ART RACING KSW <b>FRITSCH Valentino</b> Startposition 1	1	314	BIREL ART RACING KSW <b>KINDERVATER Robert</b> Startposition 2

## Starting Grid R 20 DSKC (KZ2) Finale

## Rennen 20

R 16 DSKC (KZ2) Pre-Finale B

Strecke / track: 1190m

started: 22 classified: 22 not classified: 0 not started: 2

fastest Lap Robert KINDERVATER at: 0:46,994

Pos	Stz. Nr.	Fahrer / Driver	Nation	Bewerber/Sponsor	Nation	Lizenz R-Lizenz	Qualifikation	Points	Chassis/Motor/Reifen	Penalty	Runden Laps	Gesamtzeit Differenz	Abstand Gap	Beste Runde best Lap	in R. in L.	in Geschw. in Speed
1	314	KINDERVATER, Robert	DEU	BIREL ART RACING KSW	DEU	IKC1133505 BK102	Pos 2 R x Finale	15	Birel Art / TM / Vego		17	13:32,045		0:46,994	15	89,7 km/h
2	319	ELTER, Marc	DEU	CRG Holland	DEU	IKC1147174 15521	Pos 4 R x Finale	12	CRG / TM / Vego		17	13:35,520 0:03,475	0:03,475	0:47,145	16	90,9 km/h
3	382	RISON, Valdemar	DNK	RS Competition	DNK	36523 36053	Pos 6 R x Finale	10	Tony Kart / Vortex / Vego		17	13:36,853 0:04,808	0:01,333	0:47,410	9	89,2 km/h
4	332	BEDNAR, Jan	CZE	GREGOR KART S.R.O.	CZE	19A50152 338	Pos 8 R x Finale	9	CRG / TM / Vego		17	13:38,055 0:06,010	0:01,202	0:47,434	8	89,9 km/h
5	360	BAUMANN, Dominik	AUT	KSB Racing Team	AUT	JK 2124 BK 002	Pos 10 R x Finale	*	Kosmic Kart / / Vego		17	13:38,608 0:06,563	0:00,553	0:47,120	14	90,9 km/h
6	315	LEHNER, Franz	AUT	BIREL ART RACING KSW	AUT	JK2150 BK102	Pos 12 R x Finale	8	Birel Art / TM / Vego		17	13:38,713 0:06,668	0:00,105	0:47,120	14	89,9 km/h
7	307	HIMMELS, Yannik	DEU	Valter Motorsport	DEU	IKC1147857 KBF1063235	Pos 14 R x Finale	7	SODI / TM / Vego		17	13:39,945 0:07,900	0:01,232	0:47,411	11	90,4 km/h
8	308	LOPEZ, Marc	ESP	CRG Keijzer racing	IND	0014 esp 28613	Pos 16 R x Finale	6	CRG / TM / Vego		17	13:40,093 0:08,048	0:00,148	0:47,183	9	88,8 km/h
9	351	KREUTZ, Patrick	DEU	RS-Motorsport	DEU	IKB1101586 KBF1104126	Pos 18 R x Finale	*	CRG / TM / Vego		17	13:40,379 0:08,334	0:00,286	0:47,291	14	88,8 km/h
10	384	EBNER, Moritz	ITA	Markus Ebner	ITA	404081 403974	Pos 20 R x Finale	5	Energy / TM / Vego		17	13:40,856 0:08,811	0:00,477	0:47,274	9	88,7 km/h
11	317	DRESEN, Andreas	DEU	SRP Racing Team	DEU	IKC1116375 KBF1156791	Pos 22 R x Finale	4	Maranello / TM / Vego		17	13:43,704 0:11,659	0:02,848	0:47,310	17	88,4 km/h
12	352	HUETING, Brio	IND	SRP Racing Team	DEU	46098 KBF1156791	Pos 24 R x Finale	3	Maranello / TM / Vego		17	13:44,706 0:12,661	0:01,002	0:47,283	9	88,6 km/h
13	362	PUTIATIN, Slavik	UKR	CPB SPORT	FRA	CS 28.0006.19 232241	Pos 26 R x Finale	*	SODIKART / TM / Vego		17	13:47,295 0:15,250	0:02,589	0:47,082	14	88 km/h
14	335	BEYERLEIN, Patrick	DEU	BEYMO-Kartracing	DEU	IKC1091625 KBF1160795	Pos 28 R x Finale	2	CRG / TM / Vego		17	13:47,558 0:15,513	0:00,263	0:47,879	12	89,5 km/h
15	389	LANGENBACHER, Marvin	DEU	RS-Motorsport	DEU	IKC1125544 KBF1104126	Pos 30 R x Finale	1	CRG / TM / Vego		17	13:47,697 0:15,652	0:00,139	0:47,230	13	90,7 km/h
16	331	SCHRÖDER, Tim	DEU	Mach1 Motorsport	DEU	IKB1079850 KBF1005514	Pos 32 R x Finale	0	Mach1 / TM / Vego		17	13:51,817 0:19,772	0:04,120	0:47,899	15	87,6 km/h
17	355	SPECK, Luis Laurin	DEU	Tbkart Srl.	ITA	IKB1167417 297356	Pos 34 R x Finale	0	Tbkart / TM / Vego	5 sec.	17	13:52,925 0:20,880	0:01,108	0:47,175	15	87,4 km/h
18	387	PREIBISCH, Marius	DEU	Bamberger Kartracing	DEU	IKC1181135 KBF1197896		0	Lenzokart / LKE / Vego		17	13:56,580 0:24,535	0:03,655	0:47,963	12	87,1 km/h
19	361	GEMMILL, Oliver	GBR	MK Racing	GBR	86136 273485		*	Tony Kart / Vortex / Vego	5 sec.	17	14:00,764 0:28,719	0:04,184	0:47,979	11	86,6 km/h
20	358	GRAF, Adrian	DEU	Solgot Motorsport	DEU	IKC1126334 KBF179882		0	Birel Art / TM / Vego	5 sec.	17	14:02,202 0:30,157	0:01,438	0:48,114	15	86,5 km/h
21	310	TRÖGER, Tim	DEU	Mach1 Motorsport	DEU	IKC1122554 KBF1005514		0	Mach1 / TM / Vego		5	4:11,828 12 R	12 R	0:47,435	5	85,1 km/h
22	397	TREFILOVS, Davids	DEU	SRP Racing Team	DEU	IKC1147656 KBF1156791		0	Maranello / TM / Vego		3	2:28,716 14 R	2 R	0:47,663	3	86,4 km/h
the following drivers did not start.																
DNS	363	STEIGERWALD, Noah	DEU	Bamberger Kartracing	DEU	IKB1174750 KBF1197896			Luxor / TM / Vego		DNS					
DNS	394	LEIBMANN, Daniel	DEU	Bamberger Kartracing	DEU	IKB1043835 KBF1197896			Lenzokart / LKE / Vego		DNS					

StNr. 355,358,361 5 sec penalty Frontfaring

Renntleitung: Volker Ehekircher Racedirektor: Horst Seidel

Sportkommissare: Nikolas Spaderna / Ulrich Bell / Franz-Josef Serr

Techn. Kommissare: Hans-Jürgen Dangers / A. Sengpiel / M. Grasshoff / C. Schmidt / J.Lawinger / M.Ambrosius

Zeitnahme: KART-DATA timing service Franz Schieszler

Zeitnahme / timekeeping  
control  
*Franz Schieszler*  
Franz Schieszler

freigegeben: 10:56:03






**DEUTSCHE KART-MEISTERSCHAFT**

**Round 2: 10 - 12 / 05 / 2019**

**PRO KART WACKERSDORF**



**DMSB**

DMSB-RegNr:107/19

### R 16 DSKG (KZ2) Pre-Finale B

Fahrername Driver	Kindervater Robert	Elter Marc	Risom Valdemar	Bednar Jan	Baumann Dominik	Lehner Franz	Himmels Yannik	Lopez Marc	Kreutz Patrick	Ebner Moritz	Dresen Andreas	Huetting Brio
schnellste Runde in Runde	0:46,994 Rn. 15	0:47,145 Rn. 16	0:47,410 Rn. 9	0:47,434 Rn. 8	0:47,120 Rn. 14	0:47,120 Rn. 14	0:47,411 Rn. 11	0:47,183 Rn. 9	0:47,291 Rn. 14	0:47,274 Rn. 9	0:47,310 Rn. 17	0:47,283 Rn. 9
Speed	91,2 km/h	90,9 km/h	90,4 km/h	90,3 km/h	90,9 km/h	90,9 km/h	90,4 km/h	90,8 km/h	90,6 km/h	90,6 km/h	90,6 km/h	90,6 km/h
Lap 1	0:51,496	0:50,853	0:51,286	0:52,393	0:51,244	0:52,546	0:52,606	0:53,299	0:53,134	0:53,670	0:53,372	0:54,628
Lap 2	0:48,133	0:48,815	0:48,239	0:48,720	0:48,874	0:49,066	0:49,137	0:48,834	0:48,764	0:49,146	0:48,891	0:49,364
Lap 3	0:47,881	0:48,176	0:48,259	0:47,789	0:48,465	0:48,246	0:48,304	0:48,274	0:48,226	0:47,746	0:48,880	0:49,017
Lap 4	0:47,785	0:47,626	0:48,159	0:48,105	0:49,371	0:48,183	0:48,190	0:47,793	0:48,169	0:48,036	0:48,710	0:48,558
Lap 5	0:47,498	0:47,613	0:47,612	0:47,560	0:47,765	0:47,787	0:47,810	0:47,799	0:47,874	0:47,452	0:47,801	0:47,814
Lap 6	0:47,398	0:47,344	0:47,595	0:47,515	0:47,648	0:47,644	0:47,612	0:47,392	0:47,769	0:47,774	0:48,313	0:47,688
Lap 7	0:47,383	0:47,511	0:47,498	0:47,459	0:47,516	0:47,554	0:47,692	0:47,503	0:47,698	0:47,559	0:47,541	0:47,554
Lap 8	0:47,349	0:47,197	0:47,543	0:47,434	0:47,420	0:47,502	0:47,582	0:47,779	0:48,233	0:47,680	0:47,847	0:47,477
Lap 9	0:47,127	0:47,266	0:47,410	0:47,476	0:47,341	0:47,543	0:47,444	0:47,183	0:47,464	0:47,274	0:47,835	0:47,283
Lap 10	0:47,178	0:48,696	0:47,456	0:47,576	0:47,589	0:47,335	0:47,440	0:47,356	0:47,479	0:47,413	0:47,924	0:47,294
Lap 11	0:47,203	0:47,269	0:47,419	0:47,502	0:47,298	0:47,266	0:47,411	0:47,279	0:47,509	0:47,567	0:47,859	0:47,865
Lap 12	0:47,127	0:47,322	0:47,450	0:47,460	0:47,458	0:47,247	0:47,425	0:47,338	0:47,381	0:47,411	0:47,727	0:47,677
Lap 13	0:47,181	0:47,149	0:47,627	0:47,451	0:47,646	0:47,700	0:47,640	0:47,629	0:47,463	0:47,413	0:47,525	0:47,989
Lap 14	0:47,057	0:47,193	0:47,415	0:47,451	0:47,120	0:47,120	0:47,453	0:47,411	0:47,291	0:47,416	0:47,375	0:47,339
Lap 15	0:46,994	0:47,194	0:47,571	0:47,540	0:47,292	0:47,234	0:47,516	0:47,631	0:47,485	0:47,436	0:47,393	0:47,331
Lap 16	0:47,280	0:47,145	0:48,020	0:47,528	0:47,503	0:47,410	0:47,476	0:47,468	0:47,408	0:47,597	0:47,401	0:47,339
Lap 17	0:47,278	0:47,300	0:47,876	0:47,854	0:48,079	0:48,123	0:47,917	0:47,844	0:47,576	0:47,513	0:47,310	0:47,518





**DEUTSCHE KART-MEISTERSCHAFT**



**Round 2: 10 - 12 / 05 / 2019**






**PRO KART WACKERSDORF**



DMSB-RegNr.:107/19

### R 16 DSKG (KZ2) Pre-Finale B


Fahrername Driver	Pufiatin Slavik	Beyerlein Patrick	Langenbacher Marvin	Speck Luis Laurin	Schröder Tim	Gemmill Oliver	Preibisch Marius	Graf Adrian	Tröger Tim	Tretiflovs Davids
schnellste Runde in Runde	0:47,082 Rn. 14	0:47,879 Rn. 12	0:47,230 Rn. 13	0:47,175 Rn. 15	0:47,899 Rn. 15	0:47,979 Rn. 11	0:47,963 Rn. 12	0:48,114 Rn. 15	0:47,435 Rn. 5	0:47,663 Rn. 3
Speed	91,0 km/h	89,5 km/h	90,7 km/h	90,8 km/h	89,4 km/h	89,3 km/h	89,3 km/h	89,0 km/h	90,3 km/h	89,9 km/h
Lap 1	0:55,294	0:52,792	0:48,150	0:54,787	0:54,542	0:53,497	0:55,283	0:54,635	0:54,973	0:50,066
Lap 2	0:49,229	0:48,730	0:49,105	0:50,000	0:50,266	0:50,058	0:49,228	0:49,819	0:49,210	0:48,105
Lap 3	0:49,710	0:48,493	0:48,054	0:50,214	0:49,128	0:49,626	0:50,246	0:49,549	0:47,851	0:47,663
Lap 4	0:48,116	0:48,089	0:48,313	0:48,506	0:48,197	0:49,085	0:48,242	0:48,982	0:48,655	
Lap 5	0:47,616	0:48,190	0:47,648	0:48,547	0:48,202	0:48,772	0:48,829	0:48,826	0:47,435	
Lap 6	0:48,154	0:48,346	0:47,889	0:48,002	0:48,608	0:48,630	0:48,528	0:48,953		
Lap 7	0:48,486	0:48,068	0:47,562	0:47,909	0:47,957	0:48,673	0:48,858	0:48,364		
Lap 8	0:47,659	0:48,047	0:47,742	0:47,383	0:48,031	0:48,358	0:47,993	0:48,178		
Lap 9	0:48,290	0:47,949	0:47,374	0:48,000	0:49,085	0:48,243	0:47,989	0:48,369		
Lap 10	0:47,265	0:48,020	0:47,641	0:47,354	0:48,026	0:48,279	0:48,323	0:48,340		
Lap 11	0:47,213	0:48,244	0:47,700	0:47,207	0:47,938	0:47,979	0:48,923	0:48,679		
Lap 12	0:47,378	0:47,879	0:47,664	0:47,260	0:47,976	0:48,031	0:47,963	0:48,219		
Lap 13	0:47,252	0:47,953	0:47,230	0:47,914	0:48,070	0:48,351	0:48,214	0:49,009		
Lap 14	0:47,082	0:48,233	0:47,386	0:47,179	0:47,960	0:48,155	0:48,154	0:48,186		
Lap 15	0:47,801	0:47,942	0:47,946	0:47,175	0:47,899	0:48,455	0:47,987	0:48,114		
Lap 16	0:47,959	0:47,967	0:48,082	0:48,018	0:47,946	0:48,356	0:48,680	0:48,366		
Lap 17	0:47,945	0:48,416		0:48,072	0:48,093	0:48,489	0:48,035	0:48,123		

**DEUTSCHE KART-MEISTERSCHAFT**

**Round 2: 10 - 12 / 05 / 2019**

**PRO KART WACKERSDORF**



DMSB-RegNr:107119

## R 16 DSKC (K22) Pre-Finale B

Ziel		Sektion 1		Sektion 2		Sektion 3	
Fahrername	Zeit	Fahrername	Zeit	Fahrername	Zeit	Fahrername	Zeit
1 314 Kindervater,Robert	0:46,994	319 Elter,Marc	0:16,825	362 Putiatin,Slavik	0:09,637	389 Langenbacher,Marvin	0:14,081
2 362 Putiatin,Slavik	0:47,082	314 Kindervater,Robert	0:16,856	389 Langenbacher,Marvin	0:09,735	315 Lehner,Franz	0:14,533
3 360 Baumann,Dominik	0:47,120	360 Baumann,Dominik	0:16,857	384 Ebner,Moritz	0:09,736	362 Putiatin,Slavik	0:14,560
4 315 Lehner,Franz	0:47,120	355 Speck,Luis Laurin	0:16,870	352 Huefing,Brio	0:09,767	352 Huefing,Brio	0:14,569
5 319 Elter,Marc	0:47,145	315 Lehner,Franz	0:16,876	317 Dresen,Andreas	0:09,790	314 Kindervater,Robert	0:14,584
6 355 Speck,Luis Laurin	0:47,175	362 Putiatin,Slavik	0:16,890	355 Beyerlein,Patrick	0:09,957	319 Elter,Marc	0:14,590
7 308 Lopez,Marc	0:47,183	389 Langenbacher,Marvin	0:16,907	331 Schröder,Tim	0:09,959	308 Lopez,Marc	0:14,620
8 389 Langenbacher,Marvin	0:47,230	308 Lopez,Marc	0:16,914	314 Kindervater,Robert	0:15,546	355 Speck,Luis Laurin	0:14,623
9 384 Ebner,Moritz	0:47,274	317 Dresen,Andreas	0:16,914	319 Elter,Marc	0:15,575	317 Dresen,Andreas	0:14,628
10 352 Huefing,Brio	0:47,283	351 Kreutz,Patrick	0:16,922	355 Speck,Luis Laurin	0:15,588	360 Baumann,Dominik	0:14,631
11 351 Kreutz,Patrick	0:47,291	307 Himmels,Yannik	0:16,962	308 Lopez,Marc	0:15,610	310 Tröger,Tim	0:14,636
12 317 Dresen,Andreas	0:47,310	332 Bednar,Jan	0:16,987	360 Baumann,Dominik	0:15,615	384 Ebner,Moritz	0:14,644
13 382 Risom,Valdemar	0:47,410	384 Ebner,Moritz	0:16,993	315 Lehner,Franz	0:15,638	332 Bednar,Jan	0:14,659
14 307 Himmels,Yannik	0:47,411	382 Risom,Valdemar	0:16,995	351 Kreutz,Patrick	0:15,661	351 Kreutz,Patrick	0:14,688
15 332 Bednar,Jan	0:47,434	310 Tröger,Tim	0:16,998	307 Himmels,Yannik	0:15,666	397 Trefilovs, Davids	0:14,713
16 310 Tröger,Tim	0:47,435	352 Huefing,Brio	0:17,009	332 Bednar,Jan	0:15,671	382 Risom,Valdemar	0:14,718
17 397 Trefilovs, Davids	0:47,663	397 Trefilovs, Davids	0:17,123	382 Risom,Valdemar	0:15,672	307 Himmels,Yannik	0:14,724
18 335 Beyerlein,Patrick	0:47,879	387 Preibisch,Marius	0:17,142	310 Tröger,Tim	0:15,801	335 Beyerlein,Patrick	0:14,729
19 331 Schröder,Tim	0:47,899	361 Gemmill,Oliver	0:17,148	397 Trefilovs, Davids	0:15,827	387 Preibisch,Marius	0:14,792
20 387 Preibisch,Marius	0:47,963	331 Schröder,Tim	0:17,154	387 Preibisch,Marius	0:15,851	331 Schröder,Tim	0:14,810
21 361 Gemmill,Oliver	0:47,979	335 Beyerlein,Patrick	0:17,198	358 Graf,Adrian	0:15,907	361 Gemmill,Oliver	0:14,827
22 358 Graf,Adrian	0:48,114	358 Graf,Adrian	0:17,206	361 Gemmill,Oliver	0:15,943	358 Graf,Adrian	0:14,943





**Round 2: 10 - 12 / 05 / 2019**

**PRO KART WACKERSDORF**

**DEUTSCHE KART-MEISTERSCHAFT**

*Raceland*

**DMSB-RegNr.:107/19**

**R 16 DSKC (KZ2) Pre-Finale B**

Die schnellsten Zeiten

Ort	Nr. Fahrername	Zeit	Streckl.	Ø Speed
Ziel	314 Kindervater,Robert	0:46,994	1190 m	91,2 km/h
Sektion 1	319 Elter, Marc	0:16,825	452 m	96,7 km/h
Sektion 2	362 Pufatin,Slavik	0:09,637	368 m	137,5 km/h
Sektion 3	389 Langenbacher,Marvin	0:14,081	370 m	94,6 km/h

	Smr.314 Kindervater,Robert DEU		Smr.319 Elter, Marc DEU		Smr.382 Risom,Valdemar DNK		Smr.332 Bednar,Jan CZE		Smr.360 Baumann,Dominik AUT			
	BIREL ART RACING KSW		CRG Holland		RS Competition		GREGOR KART S.R.O.		KSB Racing Team			
	theoretisch mögliche Bestzeit 0:46,986		theoretisch mögliche Bestzeit 0:46,990		theoretisch mögliche Bestzeit 0:47,385		theoretisch mögliche Bestzeit 0:47,317		theoretisch mögliche Bestzeit 0:47,103			
best	Ziel	Sektion 1	Sektion 2	Sektion 3	Ziel	Sektion 1	Sektion 2	Sektion 3	Ziel	Sektion 1	Sektion 2	Sektion 3
Runde 1	0:46,994	0:16,856	0:15,546	0:14,584	0:47,145	0:16,825	0:15,575	0:14,590	0:47,120	0:16,857	0:15,615	0:14,631
Runde 2	0:51,496	0:20,088	0:16,376	0:15,032	0:50,853	0:19,487	0:16,321	0:15,045	0:51,244	0:19,572	0:16,468	0:15,204
Runde 3	0:48,133	0:17,310	0:15,972	0:14,851	0:48,815	0:17,328	0:16,485	0:15,002	0:48,874	0:17,683	0:16,127	0:15,064
Runde 4	0:47,881	0:17,080	0:15,816	0:14,985	0:48,176	0:17,080	0:16,272	0:14,824	0:48,465	0:17,396	0:16,129	0:14,940
Runde 5	0:47,785	0:17,254	0:15,746	0:14,785	0:47,626	0:17,102	0:15,807	0:14,717	0:48,105	0:17,340	0:16,285	0:15,314
Runde 6	0:47,498	0:17,011	0:15,749	0:14,738	0:47,613	0:17,068	0:15,751	0:14,794	0:47,765	0:17,019	0:15,894	0:14,852
Runde 7	0:47,398	0:16,928	0:15,695	0:14,690	0:47,344	0:16,986	0:15,685	0:14,673	0:47,648	0:17,033	0:15,859	0:14,756
Runde 8	0:47,383	0:16,980	0:15,700	0:14,755	0:47,511	0:17,143	0:15,683	0:14,685	0:47,516	0:17,004	0:15,764	0:14,748
Runde 9	0:47,349	0:16,980	0:15,707	0:14,662	0:47,197	0:16,825	0:15,679	0:14,693	0:47,420	0:16,927	0:15,720	0:14,773
Runde 10	0:47,127	0:16,868	0:15,617	0:14,642	0:47,266	0:16,891	0:15,733	0:14,642	0:47,341	0:16,929	0:15,731	0:14,681
Runde 11	0:47,178	0:16,923	0:15,646	0:14,609	0:48,696	0:18,314	0:15,655	0:14,727	0:47,589	0:17,091	0:15,789	0:14,709
Runde 12	0:47,203	0:16,950	0:15,640	0:14,613	0:47,269	0:16,928	0:15,706	0:14,635	0:47,298	0:16,988	0:15,647	0:14,663
Runde 13	0:47,127	0:16,952	0:15,591	0:14,584	0:47,322	0:16,982	0:15,735	0:14,605	0:47,458	0:16,908	0:15,786	0:14,764
Runde 14	0:47,181	0:16,934	0:15,619	0:14,628	0:47,149	0:16,905	0:15,637	0:14,607	0:47,646	0:17,278	0:15,694	0:14,674
Runde 15	0:47,057	0:16,869	0:15,583	0:14,605	0:47,193	0:16,927	0:15,633	0:14,633	0:47,451	0:16,987	0:15,705	0:14,759
Runde 16	0:46,994	0:16,856	0:15,546	0:14,592	0:47,194	0:17,029	0:15,575	0:14,590	0:47,451	0:17,024	0:15,768	0:14,659
Runde 17	0:47,280	0:16,961	0:15,714	0:14,605	0:47,145	0:16,954	0:15,584	0:14,607	0:47,528	0:17,036	0:15,783	0:14,709
	0:47,278	0:17,023	0:15,617	0:14,638	0:47,300	0:16,962	0:15,687	0:14,651	0:47,854	0:17,067	0:15,764	0:15,023





**DEUTSCHE KART-MEISTERSCHAFT**

**Round 2: 10 - 12 / 05 / 2019**

**PRO KART WACKERSDORF**

Raceland



**DMSB-RegNr.:107/19**

**R 16 DSKC (KZ2) Pre-Finale B**

Die schnellsten Zeiten

Ort	Nr. Fahrername	Streckentl.	Zeit	Ø Speed
Ziel	314 Kindervater, Robert	1190 m	0:46,994	91,2 km/h
Sektion 1	319 Elter, Marc	452 m	0:16,825	96,7 km/h
Sektion 2	362 Puriatin, Slavik	368 m	0:09,637	137,5 km/h
Sektion 3	389 Langenbacher, Marvin	370 m	0:14,081	94,6 km/h

	Smr.315 Lehner, Franz AUT BIREL ART RACING KSW		Smr.307 Himmels, Yannik DEU Vallier Motorsport		Smr.308 Lopez, Marc ESP CRG Keizzer racing		Smr.351 Kreuz, Patrick DEU RS-Motorsport		Smr.384 Ebner, Moritz ITA Markus Ebner			
	theoretisch mögliche Bestzeit	Ziel	theoretisch mögliche Bestzeit	Ziel	theoretisch mögliche Bestzeit	Ziel	theoretisch mögliche Bestzeit	Ziel	theoretisch mögliche Bestzeit	Ziel		
best	0:47,120	0:16,876	0:15,638	0:14,533	0:47,411	0:16,962	0:15,666	0:14,724	0:47,274	0:16,993	0:09,736	0:14,644
Runde 1	0:52,546	0:20,636	0:16,549	0:15,361	0:52,606	0:20,775	0:16,575	0:15,256	0:53,670	0:21,018	0:17,013	0:15,639
Runde 2	0:49,066	0:17,781	0:16,315	0:14,970	0:49,137	0:17,783	0:16,329	0:15,025	0:49,146	0:18,048	0:16,029	0:15,069
Runde 3	0:48,246	0:17,306	0:16,066	0:14,874	0:48,304	0:17,320	0:15,992	0:14,992	0:47,746	0:17,159	0:15,935	0:14,652
Runde 4	0:48,183	0:17,300	0:16,077	0:14,806	0:48,190	0:17,232	0:16,018	0:14,940	0:48,036	0:17,493	0:15,827	0:14,716
Runde 5	0:47,787	0:17,117	0:15,907	0:14,763	0:47,810	0:16,996	0:16,015	0:14,799	0:47,452	0:17,122	0:15,686	0:14,644
Runde 6	0:47,644	0:17,077	0:15,806	0:14,761	0:47,612	0:17,007	0:15,826	0:14,779	0:47,774	0:17,196	0:15,810	0:14,768
Runde 7	0:47,554	0:17,044	0:15,803	0:14,707	0:47,692	0:16,971	0:15,861	0:14,860	0:47,559	0:17,106	0:15,736	0:14,717
Runde 8	0:47,502	0:16,938	0:15,850	0:14,714	0:47,582	0:17,005	0:15,748	0:14,829	0:47,680	0:23,153	0:09,736	0:14,791
Runde 9	0:47,543	0:16,980	0:15,893	0:14,670	0:47,444	0:16,962	0:15,739	0:14,743	0:47,274	0:16,993	0:15,616	0:14,665
Runde 10	0:47,335	0:16,964	0:15,733	0:14,638	0:47,440	0:17,012	0:15,698	0:14,730	0:47,413	0:17,030	0:15,710	0:14,673
Runde 11	0:47,266	0:16,947	0:15,718	0:14,601	0:47,411	0:16,978	0:15,666	0:14,767	0:47,567	0:17,103	0:15,744	0:14,720
Runde 12	0:47,247	0:16,876	0:15,771	0:14,600	0:47,425	0:16,967	0:15,713	0:14,745	0:47,411	0:17,031	0:15,683	0:14,697
Runde 13	0:47,700	0:17,332	0:15,797	0:14,571	0:47,640	0:17,130	0:15,786	0:14,681	0:47,413	0:17,017	0:15,750	0:14,646
Runde 14	0:47,120	0:16,911	0:15,638	0:14,571	0:47,453	0:16,994	0:15,699	0:14,760	0:47,291	0:16,922	0:15,710	0:14,711
Runde 15	0:47,234	0:16,908	0:15,793	0:14,533	0:47,516	0:17,005	0:15,740	0:14,771	0:47,485	0:17,012	0:15,682	0:14,657
Runde 16	0:47,410	0:17,035	0:15,841	0:14,534	0:47,476	0:17,049	0:15,689	0:14,738	0:47,408	0:17,018	0:15,815	0:14,694
Runde 17	0:48,123	0:17,144	0:15,754	0:15,225	0:47,917	0:17,071	0:15,914	0:14,932	0:47,576	0:17,032	0:15,790	0:14,693






DEUTSCHE KART-MEISTERSCHAFT

Round 2: 10 - 12 / 05 / 2019

PRO KART WACKERSDORF



Raceland

DMSB-RegNr.:107/19

R 16 DSKC (KZ2) Pre-Finale B

Die schnellsten Zeiten

Ort	Nr. Fahrername	Streckentl.	Zeit	Ø Speed
Ziel	314 Kindervater,Robert	1190 m	0:46,994	91,2 km/h
Sektion 1	319 Elter, Marc	452 m	0:16,825	96,7 km/h
Sektion 2	362 Putaitin,Slavik	368 m	0:09,637	137,5 km/h
Sektion 3	389 Langenbacher,Marvin	370 m	0:14,081	94,6 km/h

best	Snr.317 Dresen,Andreas DEU SRP Racing Team		Snr.352 Huetting,Brito MLD SRP Racing Team		Snr.362 Putaitin,Slavik UKR CPB SPORT		Snr.335 Beyerlein,Patrick DEU BEYMO-Karttracing		Snr.389 Langenbacher,Marvin DEU RS-Motorsport							
	theoretisch mögliche Bestzeit	Sektion 2	Sektion 3	theoretisch mögliche Bestzeit	Sektion 1	Sektion 3	theoretisch mögliche Bestzeit	Sektion 1	Sektion 3	theoretisch mögliche Bestzeit	Sektion 2	Sektion 3				
0:47,310	0:16,914	0:09,790	0:14,628	0:47,283	0:17,009	0:09,767	0:14,569	0:47,082	0:16,890	0:09,637	0:14,560	0:47,230	0:16,907	0:09,735	0:14,081	
Runde 1	0:53,372	0:21,061	0:16,736	0:15,575	0:54,628	0:21,607	0:17,505	0:15,516	0:55,294	0:22,016	0:17,630	0:15,648	0:48,150	0:15,24,796	0:16,492	0:14,53,138
Runde 2	0:48,891	0:17,641	0:16,192	0:15,058	0:49,364	0:17,965	0:16,346	0:15,053	0:49,229	0:17,635	0:16,492	0:15,102	0:49,105	0:17,311	0:15,939	0:15,855
Runde 3	0:48,880	0:17,755	0:16,296	0:14,829	0:49,017	0:17,959	0:15,924	0:15,134	0:49,710	0:18,434	0:16,237	0:15,039	0:48,054	0:17,597	0:16,376	0:14,081
Runde 4	0:48,710	0:17,943	0:15,935	0:14,832	0:48,558	0:17,717	0:16,036	0:14,805	0:48,116	0:17,261	0:15,807	0:15,048	0:48,313	0:17,345	0:15,812	0:15,156
Runde 5	0:47,801	0:17,262	0:15,723	0:14,816	0:47,814	0:17,160	0:15,810	0:14,844	0:47,616	0:17,302	0:15,643	0:14,671	0:47,648	0:17,433	0:16,047	0:14,168
Runde 6	0:48,313	0:17,628	0:15,893	0:14,792	0:47,688	0:17,259	0:15,810	0:14,619	0:48,154	0:17,174	0:16,121	0:14,859	0:47,889	0:17,133	0:15,796	0:14,960
Runde 7	0:47,541	0:16,993	0:15,744	0:14,804	0:47,554	0:17,148	0:15,749	0:14,657	0:48,486	0:17,191	0:16,103	0:15,192	0:47,562	0:16,907	0:15,851	0:14,804
Runde 8	0:47,847	0:23,169	0:09,790	0:14,888	0:47,477	0:23,075	0:09,767	0:14,635	0:47,659	0:23,312	0:09,637	0:14,710	0:47,742	0:23,097	0:09,735	0:14,910
Runde 9	0:47,835	0:17,194	0:15,899	0:14,742	0:47,283	0:17,072	0:15,642	0:14,569	0:48,290	0:17,601	0:15,808	0:14,881	0:47,374	0:17,280	0:15,746	0:14,348
Runde 10	0:47,924	0:17,252	0:15,836	0:14,836	0:47,294	0:17,016	0:15,633	0:14,645	0:47,265	0:16,999	0:15,616	0:14,650	0:47,641	0:16,969	0:15,677	0:14,995
Runde 11	0:47,859	0:17,329	0:15,720	0:14,810	0:47,865	0:17,142	0:15,766	0:14,957	0:47,213	0:16,929	0:15,641	0:14,643	0:47,700	0:17,180	0:15,682	0:14,838
Runde 12	0:47,727	0:17,070	0:15,824	0:14,833	0:47,677	0:17,295	0:15,749	0:14,633	0:47,378	0:17,061	0:15,539	0:14,778	0:47,664	0:16,964	0:15,686	0:15,014
Runde 13	0:47,525	0:17,041	0:15,714	0:14,770	0:47,989	0:17,413	0:15,881	0:14,695	0:47,252	0:17,026	0:15,621	0:14,605	0:47,953	0:17,304	0:15,700	0:14,226
Runde 14	0:47,375	0:16,982	0:15,688	0:14,705	0:47,339	0:17,114	0:15,654	0:14,571	0:47,082	0:16,890	0:15,632	0:14,560	0:48,230	0:17,304	0:15,700	0:14,226
Runde 15	0:47,393	0:16,958	0:15,807	0:14,628	0:47,331	0:17,043	0:15,676	0:14,612	0:47,801	0:17,046	0:15,817	0:14,938	0:47,946	0:16,942	0:15,681	0:14,763
Runde 16	0:47,401	0:16,977	0:15,724	0:14,700	0:47,339	0:17,009	0:15,686	0:14,644	0:47,959	0:17,378	0:15,958	0:14,623	0:47,967	0:16,975	0:15,737	0:15,234
Runde 17	0:47,310	0:16,914	0:15,675	0:14,721	0:47,518	0:17,226	0:15,687	0:14,605	0:47,945	0:17,357	0:15,727	0:14,861	0:48,082	0:17,089	0:16,248	0:14,745
															0:17,309	0:15,883






**DEUTSCHE KART-MEISTERSCHAFT**

**Round 2: 10 - 12 / 05 / 2019**

**PRO KART WACKERSDORF**

*Raceland*

**DMSB**

DMSB-RegNr.:107/19

**R 16 DSKC (KZ2) Pre-Finale B**

Die schnellsten Zeiten

Ort	Nr. Fahrername	Streckentl.	Zeit	Ø Speed
Ziel	314 Kindervater, Robert	1190 m	0:46,994	91,2 km/h
Sektion 1	319 Elter, Marc	452 m	0:16,825	96,7 km/h
Sektion 2	362 Puntin, Slavik	368 m	0:09,637	137,5 km/h
Sektion 3	389 Langenbacher, Marvin	370 m	0:14,081	94,6 km/h

	Smr.355 Speck, Luis Laurin DEU Tbkart Srl.			Smr.331 Schröder, Tim DEU Mach 1 Motorsport			Smr.361 Gemmill, Oliver GBR MK Racing			Smr.387 Preibisch, Marius DEU Bamberger Karttracing			Smr.358 Graf, Adrian DEU Solgat Motorsport					
	theoretisch mögliche Bestzeit	Ziel	Sektion 3	theoretisch mögliche Bestzeit	Ziel	Sektion 3	theoretisch mögliche Bestzeit	Ziel	Sektion 3	theoretisch mögliche Bestzeit	Ziel	Sektion 3	theoretisch mögliche Bestzeit	Ziel	Sektion 3			
best	0:47,175	0:16,870	0:15,588	0:17,154	0:09,959	0:14,810	0:47,979	0:17,148	0:15,943	0:14,827	0:47,963	0:17,142	0:15,851	0:14,792	0:48,114	0:17,206	0:15,907	0:14,943
Runde 1	0:54,787	0:21,986	0:17,208	0:16,968	0:15,756	0:14,868	0:53,497	0:20,695	0:17,154	0:15,648	0:55,283	0:21,327	0:17,913	0:16,043	0:54,635	0:21,708	0:17,097	0:15,830
Runde 2	0:50,000	0:18,198	0:16,625	0:16,314	0:15,369	0:14,933	0:50,058	0:17,865	0:16,263	0:15,930	0:49,228	0:17,821	0:16,211	0:15,196	0:49,819	0:18,021	0:16,386	0:15,412
Runde 3	0:50,214	0:18,406	0:16,352	0:16,070	0:15,349	0:14,919	0:49,626	0:17,590	0:16,425	0:15,611	0:50,246	0:18,591	0:16,370	0:15,285	0:49,549	0:18,480	0:16,034	0:15,035
Runde 4	0:48,506	0:17,600	0:15,990	0:15,876	0:15,047	0:14,929	0:49,085	0:17,558	0:16,131	0:15,396	0:48,242	0:17,393	0:15,960	0:14,889	0:48,982	0:17,433	0:16,077	0:15,472
Runde 5	0:48,547	0:17,579	0:15,915	0:15,805	0:14,947	0:14,929	0:48,772	0:17,837	0:15,946	0:14,989	0:48,829	0:17,950	0:16,023	0:14,856	0:48,826	0:17,772	0:16,029	0:15,025
Runde 6	0:48,002	0:17,299	0:15,896	0:16,109	0:14,929	0:14,929	0:48,630	0:17,710	0:15,996	0:14,924	0:48,528	0:17,279	0:16,217	0:15,032	0:48,953	0:17,743	0:16,145	0:15,065
Runde 7	0:47,909	0:17,446	0:15,750	0:15,812	0:14,991	0:14,991	0:48,673	0:17,546	0:16,184	0:14,943	0:48,858	0:18,056	0:15,851	0:14,951	0:48,364	0:17,356	0:15,966	0:15,042
Runde 8	0:47,383	0:17,043	0:15,677	0:15,663	0:14,909	0:14,909	0:48,031	0:17,321	0:16,053	0:14,984	0:47,993	0:17,286	0:15,965	0:14,792	0:48,178	0:17,264	0:15,907	0:15,007
Runde 9	0:48,000	0:17,273	0:15,721	0:15,848	0:15,551	0:15,551	0:48,243	0:17,380	0:15,958	0:14,905	0:47,989	0:17,257	0:15,862	0:14,870	0:48,369	0:17,328	0:16,020	0:15,021
Runde 10	0:47,354	0:17,020	0:15,670	0:15,818	0:14,810	0:14,810	0:48,279	0:17,333	0:16,065	0:14,881	0:48,323	0:17,398	0:15,950	0:14,975	0:48,340	0:17,260	0:16,066	0:15,014
Runde 11	0:47,207	0:16,923	0:15,624	0:17,240	0:14,868	0:14,868	0:47,979	0:17,209	0:15,943	0:14,827	0:48,923	0:18,015	0:15,943	0:14,965	0:48,679	0:17,731	0:15,921	0:15,027
Runde 12	0:47,260	0:16,877	0:15,643	0:17,298	0:14,933	0:14,933	0:48,031	0:17,148	0:15,972	0:14,911	0:47,963	0:17,151	0:15,876	0:14,936	0:48,219	0:17,237	0:15,961	0:15,021
Runde 13	0:47,914	0:17,435	0:15,815	0:17,299	0:14,919	0:14,919	0:48,351	0:17,411	0:16,032	0:14,908	0:48,214	0:17,517	0:15,872	0:14,825	0:49,009	0:18,016	0:16,025	0:14,968
Runde 14	0:47,179	0:16,911	0:15,588	0:17,199	0:14,842	0:14,842	0:48,155	0:17,267	0:16,041	0:14,847	0:48,154	0:17,239	0:15,920	0:14,995	0:48,186	0:17,264	0:15,926	0:14,996
Runde 15	0:47,175	0:16,870	0:15,613	0:17,236	0:14,831	0:14,831	0:48,455	0:17,336	0:16,190	0:14,929	0:47,987	0:17,220	0:15,959	0:14,808	0:48,114	0:17,257	0:15,914	0:14,943
Runde 16	0:48,018	0:17,220	0:16,175	0:17,220	0:14,871	0:14,871	0:48,356	0:17,381	0:16,053	0:14,922	0:48,680	0:17,622	0:16,244	0:14,814	0:48,366	0:17,382	0:15,999	0:14,985
Runde 17	0:48,072	0:17,247	0:15,847	0:17,246	0:14,991	0:14,991	0:48,489	0:17,339	0:16,113	0:15,037	0:48,035	0:17,142	0:15,979	0:14,914	0:48,123	0:17,206	0:15,939	0:14,978





**DEUTSCHE KART-MEISTERSCHAFT**



**Round 2: 10 - 12 / 05 / 2019**

**PRO KART WACKERSDORF**

Raceland



DMSB-RegNr.:107/19

**R 16 DSKC (K2) Pre-Finale B**

Die schnellsten Zeiten

Ort	Nr. Fahrername	Zeit	Streckenl.	Ø Speed
Ziel	314 Kindervater, Robert	0:46,994	1190 m	91,2 km/h
Sektion 1	319 Elter, Marc	0:16,825	452 m	96,7 km/h
Sektion 2	362 Puffatim, Slavik	0:09,637	368 m	137,5 km/h
Sektion 3	389 Langenbacher, Marvin	0:14,081	370 m	94,6 km/h

	Stm:310 Träger, Tim DEU	Stm:397 Trefflows, Davids DEU				
	Mach1 Motorsport	SRP Racing Team				
	theoretisch mögliche Bestzeit 0:47,435	theoretisch mögliche Bestzeit 0:47,663				
best	Ziel Sektion 1 Sektion 2 Sektion 3	Ziel Sektion 1 Sektion 2 Sektion 3	Ziel	Sektion 1	Sektion 2	Sektion 3
	0:47,435 0:16,998 0:15,801 0:14,636	0:47,663 0:17,123 0:15,827 0:14,713				
Runde 1	0:54,973 0:22,188 0:17,278 0:15,507	0:50,066 0:19,085 0:16,009 0:14,972				
Runde 2	0:49,210 0:18,188 0:16,036 0:14,986	0:48,105 0:17,306 0:15,970 0:14,829				
Runde 3	0:47,851 0:17,241 0:15,851 0:14,759	0:47,663 0:17,123 0:15,827 0:14,713				
Runde 4	0:48,655 0:17,649 0:15,978 0:15,028					
Runde 5	0:47,435 0:16,998 0:15,801 0:14,636					
Runde 6	0:17,143					

R 15 DSKC (KZ2) Pre-Finale A

Strecke / track: 1190m

started: 24 classified: 24 not classified: 0

fastest Lap Senna VAN WALSTIJN at: 0:46,641

Pos	Stz. Nr.	Fahrer / Driver	Nation	Bewerber/Sponsor	Nation	Lizenz / License	Qualifikation	Points	Chassis/Motor/Reifen	Penalty	Runden Laps	Gesamtwert Differenz	Abstand Gap	best Lap	in R. in L.	Geschw. in Speed	
1	324	FRITSCH, Valentino	DEU	BIREL ART RACING KSW	DEU	IKB 1173038 BK102	Pos 1 R x Finale	15	Birel Art / TM / Vega		17	13:30,973		0:46,926	16	89,8 km/h	
2	381	VAN WALSTIJN, Senna	IND	SP Motor Sport	IND	33961	Pos 3 R x Finale	12	Kart Republic / TM / Vega		17	13:31,191 0:00,218	0:00,218	0:46,641	12	91,9 km/h	
3	329	VILLAGOMEZ, Rafael	MEX	BIREL ART RACING KSW	DEU	0525 BK102	Pos 5 R x Finale	10	Birel Art / TM / Vega		17	13:38,031 0:07,058	0:06,840	0:47,227	16	90,7 km/h	
4	306	WALTER, Andre	DEU	Solgat Motorsport	DEU	IKC1161930 KBF1079882	Pos 7 R x Finale	9	Birel Art / TM / Vega		17	13:38,149 0:07,176	0:00,118	0:46,976	11	91,2 km/h	
5	333	KAPETANDIS, Konstantin	DEU	Valier Motorsport	DEU	IKC1176576 KBF1063735	Pos 9 R x Finale	8	SODI / TM / Vega		17	13:39,351 0:06,378	0:01,202	0:47,048	13	88,9 km/h	
6	390	GREIF, Toni	DEU	Solgat Motorsport	DEU	IKB1096240 KBF1079882	Pos 11 R x Finale	7	Birel Art / TM / Vega		17	13:40,472 0:09,499	0:01,121	0:47,235	15	88,8 km/h	
7	311	MOITZI, Philipp	DEU	KSB Racing Team	DEU	JK2029	Pos 13 R x Finale	6	Kosmic / Vortex / Vega		17	13:40,582 0:09,609	0:00,110	0:47,162	16	90,8 km/h	
8	383	POTMAN, Mark	IND	CRG Holland	IND	30972 15521	Pos 15 R x Finale	5	CRG / TM / Vega		17	13:41,959 0:10,986	0:01,377	0:47,326	13	88,6 km/h	
9	318	WALTER, Luca	DEU	Luca Walter	DEU	IKC1140650 IKC1140650	Pos 17 R x Finale	4	Alpha Karting / TM / Vega		17	13:42,641 0:11,668	0:00,682	0:47,317	14	90,5 km/h	
10	398	FETZER, Dennis	DEU	SRP Racing Team	DEU	IKC1157082 KBF1156791	Pos 19 R x Finale	3	Maranello / TM / Vega		17	13:43,018 0:12,045	0:00,377	0:47,096	13	88,5 km/h	
11	328	HOFMANN, Benedikt	DEU	BIREL ART RACING KSW	DEU	IKC1116634 BK102	Pos 21 R x Finale	2	Birel Art / TM / Vega		17	13:43,374 0:12,401	0:00,356	0:47,015	15	91,1 km/h	
12	312	COLAKOVIC, Nermin	DEU	Solgat Motorsport	DEU	UJB1165480 KBF1079882	Pos 23 R x Finale	1	Birel Art / TM / Vega		17	13:45,395 0:14,422	0:02,021	0:47,439	6	88,2 km/h	
13	326	REIBÖCK, Lukas	AUT	BIREL ART RACING KSW	AUT	JK2158 BK102	Pos 25 R x Finale	0	Birel Art / TM / Vega		17	13:45,598 0:14,625	0:00,003	0:46,746	16	88,2 km/h	
14	316	UBER, Sebastian	DEU	RS-Motorsport	DEU	IKB1117990 KBF1104126	Pos 27 R x Finale	0	CRG / Modena / Vega		17	13:46,790 0:15,817	0:01,392	0:47,306	15	88,1 km/h	
15	391	FUNDA, Marcus	AUT	ZANCHI MOTORSPORT	ITA	JK2051 398793	Pos 29 R x Finale	0	GP Racing / TM / Vega	5 sec.	17	13:48,368 0:17,295	0:01,478	0:47,182	9	90,8 km/h	
16	345	LAGERSTROM, Linus	SWE	Linus Lagerstrom	SWE	199409301216 199409301216	Pos 31 R x Finale	0	CRG / TM / Vega	5 sec.	17	13:52,665 0:21,692	0:04,397	0:47,257	9	87,5 km/h	
17	369	DREWING, Pascal	DEU	Valier Motorsport	DEU	IKC1147574 KBF1063735	Pos 33 R x Finale	0	SODI / TM / Vega	5 sec.	17	13:53,753 0:22,780	0:01,088	0:47,297	15	90,6 km/h	
18	323	STUMPF, Stephen	DEU	Solgat Motorsport	DEU	IKC1106930 KBF1079882		0	Birel Art / TM / Vega		17	13:58,405 0:27,432	0:04,652	0:47,026	12	86,9 km/h	
19	322	FREDRIKSSON, Lucas	SWE	JP Racing	SWE	200108290073 105		0	Exprit / Vortex / Vega	5 sec.	17	13:59,366 0:28,393	0:00,961	0:47,989	16	86,8 km/h	
20	327	JONSSON, Lukas	SWE	JP RACING	SWE	200009017955 105		0	Exprit / Vortex / Vega	5 sec.	17	14:00,780 0:29,807	0:01,414	0:47,982	11	89,3 km/h	
21	320	DE SANTIS, Raffaele	ITA	SRP Racing Team	DEU	355299 KBF1156791		0	Maranello / TM / Vega		10	8:14,066	7 R	0:47,192	10	86,7 km/h	
22	334	CLEVERT, Lauren-Alexander	DEU	Karshop Ampling	DEU	IKC1173645 KBF1100764		0	Tony Kart / TM / Vega		10	8:48,358	7 R	0:34,292	0:47,476	6	81,1 km/h
23	330	BOS, Jeroen	IND	CRG Holland	IND	231799 15521		0	CRG / TM / Vega		5	4:14,375	12 R	5 R	0:48,441	3	84,2 km/h
24	325	DAM, Benjamin	AUT	BIREL ART RACING KSW	AUT	JK2019 BK102		0	Birel Art / TM / Vega		3	2:52,105	14 R	2 R	0:48,916	2	74,7 km/h

StNr. 369,391,345,322,327 5 sec penalty Fronfairing

Rennleitung: Volker Ehekircher Racedirektor: Horst Seidel  
 Sportkommissare: Nikolas Spaderna / Ulrich Bell / Franz-Josef Serr  
 Techn. Kommissare: Hans-Jürgen Dangers / A. Sengpiel / M. Grasshoff / C. Schmidt / J.Lawinger / M.Ambrosius  
 Zeitnahme: KART-DATA timing service Franz Schieszler

Zeitnahme / timekeeping  
 control  
  
 Franz Schieszler

freigegeben: 10:14:14





**DEUTSCHE KART-MEISTERSCHAFT**



**Round 2: 10 - 12 / 05 / 2019**



**PRO KART WACKERSDORF**



DMSB-RegNr:107/19

## R 15 DSKC (K22) Pre-Finale A

Fahrername Driver	Fritsch Valentino	Van Walstijn Senna	Villagomez Rafael	Walter Andre	Kapetanidis Konstantin	Greif Toni	Moitzi Philipp	Potman Mark	Walter Luca	Fetzer Dennis	Funda Marcus	Hofmann Benedikt
schnellste Runde in Runde	0:46,926 Rn. 16	0:46,641 Rn. 12	0:47,227 Rn. 16	0:46,976 Rn. 11	0:47,048 Rn. 13	0:47,235 Rn. 15	0:47,162 Rn. 16	0:47,326 Rn. 13	0:47,317 Rn. 14	0:47,096 Rn. 13	0:47,182 Rn. 9	0:47,015 Rn. 15
Speed	91,3 km/h	91,9 km/h	90,7 km/h	91,2 km/h	91,1 km/h	90,7 km/h	90,8 km/h	90,5 km/h	90,5 km/h	91,0 km/h	90,8 km/h	91,1 km/h
Lap 1	0:51,446	0:52,416	0:52,230	0:53,284	0:51,977	0:51,927	0:53,298	0:52,373	0:52,571	0:54,430	0:53,840	0:55,321
Lap 2	0:48,641	0:48,745	0:48,969	0:48,953	0:49,073	0:49,220	0:49,259	0:49,167	0:49,109	0:49,012	0:49,770	0:48,594
Lap 3	0:47,770	0:48,339	0:48,449	0:49,144	0:50,868	0:48,299	0:48,470	0:49,060	0:49,331	0:48,267	0:48,403	0:48,031
Lap 4	0:47,416	0:47,238	0:47,730	0:47,857	0:47,741	0:48,016	0:47,891	0:48,275	0:48,598	0:48,583	0:48,663	0:48,778
Lap 5	0:47,306	0:48,036	0:47,886	0:47,546	0:48,014	0:48,648	0:47,756	0:47,665	0:47,635	0:48,152	0:47,799	0:47,818
Lap 6	0:47,202	0:47,278	0:47,780	0:47,569	0:47,719	0:47,664	0:47,597	0:48,277	0:47,694	0:47,384	0:47,268	0:48,137
Lap 7	0:47,206	0:46,984	0:47,526	0:47,139	0:47,478	0:47,578	0:47,352	0:48,196	0:48,054	0:47,344	0:47,404	0:47,673
Lap 8	0:47,075	0:46,981	0:47,454	0:47,142	0:47,188	0:47,555	0:47,256	0:47,474	0:47,559	0:47,581	0:47,756	0:47,281
Lap 9	0:47,023	0:46,916	0:47,339	0:47,163	0:47,480	0:47,475	0:47,340	0:47,421	0:47,478	0:47,406	0:47,182	0:47,151
Lap 10	0:46,996	0:46,825	0:47,512	0:47,629	0:47,224	0:47,432	0:48,090	0:47,371	0:47,427	0:47,289	0:47,230	0:47,212
Lap 11	0:46,995	0:46,729	0:47,407	0:46,976	0:47,299	0:47,382	0:47,454	0:47,370	0:47,429	0:47,445	0:47,473	0:47,170
Lap 12	0:46,995	0:46,641	0:47,333	0:47,304	0:47,363	0:47,368	0:47,886	0:47,581	0:47,456	0:47,208	0:47,245	0:47,393
Lap 13	0:47,056	0:46,804	0:47,300	0:47,199	0:47,048	0:47,303	0:47,342	0:47,326	0:47,371	0:47,096	0:47,322	0:47,398
Lap 14	0:46,999	0:46,797	0:47,393	0:47,090	0:47,115	0:47,642	0:47,272	0:47,333	0:47,317	0:47,220	0:47,356	0:47,149
Lap 15	0:46,961	0:46,692	0:47,252	0:47,095	0:47,125	0:47,235	0:47,188	0:47,326	0:47,671	0:47,415	0:47,399	0:47,015
Lap 16	0:46,926	0:46,668	0:47,227	0:47,114	0:47,250	0:47,359	0:47,162	0:47,530	0:47,617	0:47,720	0:47,733	0:47,196
Lap 17	0:47,092	0:46,695	0:47,655	0:47,590	0:47,775	0:49,033	0:48,168	0:48,111	0:47,994	0:47,978	0:48,431	0:48,150




**DEUTSCHE KART-MEISTERSCHAFT**



**Round 2: 10 - 12 / 05 / 2019**



**Raceland WACKERSDORF**



DMSB-RegNr:107/19

### R 15 DSKG (K22) Pre-Finale A


Fahrername Driver	Colakovic Nermin	Reiböck Lukas	Über Sebastian	Lagerstrom Linus	Drewing Pascal	Fredriksson Lucas	Jonsson Lukas	Stumpf Stephen	De Santis Raffaele	Lauren- Alexander	Bos Jeroen	Dam Benjamin
schnellste Runde in Runde	0:47,439 Rn. 6	0:46,746 Rn. 16	0:47,306 Rn. 15	0:47,257 Rn. 9	0:47,297 Rn. 15	0:47,989 Rn. 16	0:47,982 Rn. 11	0:47,026 Rn. 12	0:47,192 Rn. 10	0:47,476 Rn. 6	0:48,441 Rn. 3	0:48,916 Rn. 2
Speed	90,3 km/h	91,6 km/h	90,6 km/h	90,7 km/h	90,6 km/h	89,3 km/h	89,3 km/h	91,1 km/h	90,8 km/h	90,2 km/h	88,4 km/h	87,6 km/h
Lap 1	0:53,681	0:55,385	0:52,987	0:54,721	0:54,891	0:54,879	0:56,107	0:53,098	0:53,647	0:52,920	0:53,610	0:53,724
Lap 2	0:49,264	0:48,856	0:50,536	0:48,769	0:49,188	0:50,253	0:49,491	0:49,216	0:49,547	0:49,028	0:49,328	0:48,916
Lap 3	0:48,136	0:47,787	0:48,375	0:50,183	0:48,428	0:49,397	0:49,033	0:49,225	0:48,612	0:49,707	0:48,441	0:48,254
Lap 4	0:47,963	0:48,960	0:48,763	0:47,842	0:49,406	0:48,470	0:48,506	0:48,242	0:48,917	0:48,189	0:48,703	
Lap 5	0:47,635	0:48,481	0:48,234	0:47,710	0:48,311	0:48,347	0:48,329	0:48,161	0:47,949	0:48,071	0:49,243	
Lap 6	0:47,439	0:48,796	0:48,352	0:48,925	0:48,492	0:48,286	0:48,430	0:47,529	0:48,097	0:47,476		
Lap 7	0:47,996	0:48,501	0:48,634	0:48,718	0:47,718	0:48,153	0:48,292	0:47,714	0:49,263	0:47,493		
Lap 8	0:47,489	0:47,424	0:47,717	0:47,330	0:47,764	0:48,137	0:48,092	1:05,252	0:48,023	1:23,021		
Lap 9	0:47,520	0:47,347	0:47,758	0:47,257	0:47,846	0:48,209	0:48,015	0:47,616	0:47,267	0:48,003		
Lap 10	0:47,647	0:47,401	0:47,616	0:47,409	0:47,429	0:48,042	0:48,043	0:47,370	0:47,192	0:49,381		
Lap 11	0:48,470	0:48,237	0:47,462	0:48,607	0:49,008	0:48,053	0:47,982	0:47,286				
Lap 12	0:47,739	0:46,864	0:47,844	0:47,414	0:47,436	0:48,062	0:48,935	0:47,026				
Lap 13	0:48,124	0:46,986	0:47,414	0:47,400	0:47,355	0:48,028	0:48,251	0:47,231				
Lap 14	0:47,563	0:46,925	0:47,904	0:47,319	0:47,475	0:48,076	0:48,106	0:47,220				
Lap 15	0:47,548	0:46,793	0:47,306	0:47,275	0:47,297	0:48,085	0:47,982	0:47,138				
Lap 16	0:47,708	0:46,746	0:47,411	0:47,328	0:47,611	0:47,989	0:48,029	0:47,125				
Lap 17	0:48,059	0:47,829	0:47,528	0:47,540	0:47,867	0:48,300	0:48,361	0:47,429				

**DEUTSCHE KART-MEISTERSCHAFT**

**Round 2: 10 - 12 / 05 / 2019**

**PRO KART WACKERSDORF**



DMSB-RegNr:107119

## R 15 DSKC (K22) Pre-Finale A

Ziel		Sektion 1		Sektion 2		Sektion 3	
Fahrername	Zeit	Fahrername	Zeit	Fahrername	Zeit	Fahrername	Zeit
1 381 Van Walsstijn,Senna	0:46,641	324 Fritsch,Valentino	0:16,739	381 Van Walsstijn,Senna	0:15,363	381 Van Walsstijn,Senna	0:14,432
2 326 Reiböck,Lukas	0:46,746	381 Van Walsstijn,Senna	0:16,753	326 Reiböck,Lukas	0:15,473	326 Reiböck,Lukas	0:14,442
3 324 Fritsch,Valentino	0:46,926	326 Reiböck,Lukas	0:16,793	306 Walter,Andre	0:15,518	324 Fritsch,Valentino	0:14,481
4 306 Walter,Andre	0:46,976	323 Stumpf,Stephen	0:16,834	398 Fetzler,Dennis	0:15,523	328 Hofmann,Benedikt	0:14,530
5 328 Hofmann,Benedikt	0:47,015	391 Funda,Marcus	0:16,885	323 Stumpf,Stephen	0:15,533	333 Kapetanidis,Konstantin	0:14,536
6 323 Stumpf,Stephen	0:47,026	333 Kapetanidis,Konstantin	0:16,853	391 Funda,Marcus	0:15,572	398 Fetzler,Dennis	0:14,544
7 333 Kapetanidis,Konstantin	0:47,048	306 Walter,Andre	0:16,855	328 Hofmann,Benedikt	0:15,578	306 Walter,Andre	0:14,550
8 398 Fetzler,Dennis	0:47,096	311 Moitzl,Philipp	0:16,859	324 Fritsch,Valentino	0:15,589	323 Stumpf,Stephen	0:14,567
9 311 Moitzl,Philipp	0:47,162	398 Fetzler,Dennis	0:16,891	320 De Santis,Raffaele	0:15,595	329 Villagomez,Rafael	0:14,584
10 391 Funda,Marcus	0:47,182	328 Hofmann,Benedikt	0:16,895	345 Lagerstrom,Linus	0:15,607	383 Potman,Mark	0:14,597
11 320 De Santis,Raffaele	0:47,192	369 Drawing,Pascal	0:16,901	316 Uber,Sebastian	0:15,612	345 Lagerstrom,Linus	0:14,620
12 329 Villagomez,Rafael	0:47,227	345 Lagerstrom,Linus	0:16,919	333 Kapetanidis,Konstantin	0:15,625	311 Moitzl,Philipp	0:14,622
13 390 Greif,Toni	0:47,235	390 Greif,Toni	0:16,921	311 Moitzl,Philipp	0:15,626	391 Funda,Marcus	0:14,625
14 345 Lagerstrom,Linus	0:47,257	329 Villagomez,Rafael	0:16,929	390 Greif,Toni	0:15,634	390 Greif,Toni	0:14,628
15 369 Drawing,Pascal	0:47,297	383 Potman,Mark	0:16,943	329 Villagomez,Rafael	0:15,653	318 Walter,Luca	0:14,629
16 316 Uber,Sebastian	0:47,306	320 De Santis,Raffaele	0:16,952	369 Drawing,Pascal	0:15,666	312 Colakovic,Nermin	0:14,641
17 318 Walter,Luca	0:47,317	318 Walter,Luca	0:16,958	383 Potman,Mark	0:15,701	320 De Santis,Raffaele	0:14,645
18 383 Potman,Mark	0:47,326	334 Clevert,Lauren-Alexande	0:16,968	318 Walter,Luca	0:15,709	316 Uber,Sebastian	0:14,650
19 312 Colakovic,Nermin	0:47,439	316 Uber,Sebastian	0:16,993	312 Colakovic,Nermin	0:15,709	369 Drawing,Pascal	0:14,652
20 334 Clevert,Lauren-Alexande	0:47,476	325 Dam,Benjamin	0:17,003	334 Clevert,Lauren-Alexande	0:15,738	334 Clevert,Lauren-Alexande	0:14,663
21 327 Jonsson,Lukas	0:47,982	312 Colakovic,Nermin	0:17,037	327 Jonsson,Lukas	0:15,875	330 Bos,Jeroen	0:14,736
22 322 Fredriksson,Lucas	0:47,989	327 Jonsson,Lukas	0:17,131	322 Fredriksson,Lucas	0:15,891	322 Fredriksson,Lucas	0:14,808
23 330 Bos,Jeroen	0:48,441	330 Bos,Jeroen	0:17,144	330 Bos,Jeroen	0:15,914	327 Jonsson,Lukas	0:14,817
24 325 Dam,Benjamin	0:48,916	322 Fredriksson,Lucas	0:17,179	325 Dam,Benjamin	0:16,242	325 Dam,Benjamin	0:15,069





**DEUTSCHE KART-MEISTERSCHAFT**

**Round 2: 10 - 12 / 05 / 2019**

**PRO KART WACKERSDORF**

Raceland



**DMSB**

DMSB-RegNr.:107/19

**R 15 DSKC (KZ2) Pre-Finale A**

Die schnellsten Zeiten

Ort	Nr. Fahrername	Zeit	Streckentl.	Ø Speed
Ziel	381 Van Walsstijn,Senna	0:46,641	1190 m	91,9 km/h
Sektion 1	324 Fritsch,Valentino	0:16,739	452 m	97,2 km/h
Sektion 2	381 Van Walsstijn,Senna	0:15,363	368 m	86,2 km/h
Sektion 3	381 Van Walsstijn,Senna	0:14,432	370 m	92,3 km/h

	Snr.324 Fritsch,Valentino DEU BIREL ART RACING KSW		Snr.381 Van Walsstijn,Senna MLD SP Motor Sport		Snr.329 Villagomez,Rafael MEX BIREL ART RACING KSW		Snr.306 Walter,Andre DEU Solgat Motorsport		Snr.333 Kapetanidis,Konstantin DEU Valier Motorsport							
	theoretisch mögliche Bestzeit	Ziel	theoretisch mögliche Bestzeit	Ziel	theoretisch mögliche Bestzeit	Ziel	theoretisch mögliche Bestzeit	Ziel	theoretisch mögliche Bestzeit	Ziel						
best	0:46,926	0:16,739	0:15,589	0:14,481	0:46,641	0:16,753	0:15,363	0:14,432	0:46,641	0:16,739	0:15,363	0:14,432	0:46,641	0:16,739	0:15,363	0:14,432
Runde 1	0:51,446	0:19,780	0:16,529	0:15,137	0:52,416	0:20,321	0:16,750	0:15,345	0:46,729	0:16,863	0:16,820	0:14,533	0:46,996	0:16,861	0:15,602	0:14,533
Runde 2	0:48,641	0:17,689	0:16,123	0:14,829	0:48,745	0:17,564	0:16,255	0:14,926	0:46,729	0:16,863	0:16,820	0:14,514	0:46,995	0:16,892	0:15,589	0:14,514
Runde 3	0:47,770	0:17,127	0:15,900	0:14,743	0:48,339	0:17,702	0:15,959	0:14,678	0:46,641	0:16,753	0:16,820	0:14,598	0:46,995	0:16,739	0:15,658	0:14,598
Runde 4	0:47,416	0:16,940	0:15,819	0:14,657	0:47,238	0:16,949	0:15,695	0:14,594	0:46,804	0:16,826	0:16,820	0:14,568	0:46,999	0:16,817	0:15,671	0:14,568
Runde 5	0:47,306	0:16,924	0:15,760	0:14,622	0:48,036	0:17,528	0:15,813	0:14,695	0:46,797	0:16,820	0:16,820	0:14,523	0:46,999	0:16,814	0:15,662	0:14,523
Runde 6	0:47,202	0:16,849	0:15,732	0:14,621	0:47,278	0:16,944	0:15,633	0:14,701	0:46,692	0:16,835	0:16,820	0:14,539	0:46,961	0:16,828	0:15,594	0:14,539
Runde 7	0:47,206	0:16,858	0:15,729	0:14,619	0:46,984	0:16,909	0:15,509	0:14,566	0:46,692	0:16,835	0:16,820	0:14,539	0:46,976	0:16,825	0:15,620	0:14,539
Runde 8	0:47,075	0:16,844	0:15,655	0:14,576	0:46,981	0:16,919	0:15,536	0:14,526	0:46,668	0:16,862	0:16,820	0:14,481	0:46,996	0:16,830	0:15,637	0:14,556
Runde 9	0:47,023	0:16,830	0:15,637	0:14,556	0:46,916	0:16,855	0:15,406	0:14,655	0:46,668	0:16,862	0:16,820	0:14,481	0:46,996	0:16,861	0:15,602	0:14,533
Runde 10	0:46,996	0:16,861	0:15,602	0:14,533	0:46,825	0:16,820	0:15,509	0:14,496	0:46,668	0:16,862	0:16,820	0:14,481	0:46,996	0:16,861	0:15,602	0:14,533
Runde 11	0:46,995	0:16,892	0:15,589	0:14,514	0:46,729	0:16,863	0:15,363	0:14,503	0:46,668	0:16,862	0:16,820	0:14,481	0:46,996	0:16,861	0:15,602	0:14,533
Runde 12	0:46,995	0:16,739	0:15,658	0:14,598	0:46,641	0:16,753	0:15,437	0:14,451	0:46,668	0:16,862	0:16,820	0:14,481	0:46,996	0:16,861	0:15,602	0:14,533
Runde 13	0:47,056	0:16,817	0:15,671	0:14,568	0:46,804	0:16,826	0:15,488	0:14,490	0:46,668	0:16,862	0:16,820	0:14,481	0:46,996	0:16,861	0:15,602	0:14,533
Runde 14	0:46,999	0:16,814	0:15,662	0:14,523	0:46,797	0:16,820	0:15,435	0:14,542	0:46,668	0:16,862	0:16,820	0:14,481	0:46,996	0:16,861	0:15,602	0:14,533
Runde 15	0:46,961	0:16,828	0:15,594	0:14,539	0:46,692	0:16,835	0:15,395	0:14,462	0:46,668	0:16,862	0:16,820	0:14,481	0:46,996	0:16,861	0:15,602	0:14,533
Runde 16	0:46,976	0:16,825	0:15,620	0:14,481	0:46,668	0:16,862	0:15,374	0:14,432	0:46,668	0:16,862	0:16,820	0:14,481	0:46,996	0:16,861	0:15,602	0:14,533
Runde 17	0:47,092	0:16,830	0:15,642	0:14,620	0:46,695	0:16,773	0:15,363	0:14,559	0:46,668	0:16,862	0:16,820	0:14,481	0:46,996	0:16,861	0:15,602	0:14,533








**DEUTSCHE KART-MEISTERSCHAFT**

**Round 2: 10 - 12 / 05 / 2019**

**PRO KART WACKERSDORF**

*Raceland*

**DMSB-RegNr.:107/19**

**R 15 DSKC (KZ2) Pre-Finale A**

Die schnellsten Zeiten

Ort	Nr. Fahrername	Streckentl.	Zeit	Ø Speed
Ziel	381 Van Walsstijn,Senna	1190 m	0:46,641	91,9 km/h
Sektion 1	324 Fritsch,Valentino	452 m	0:16,739	97,2 km/h
Sektion 2	381 Van Walsstijn,Senna	368 m	0:15,363	86,2 km/h
Sektion 3	381 Van Walsstijn,Senna	370 m	0:14,432	92,3 km/h

	Smr.390 Greif,Toni DEU Solgat Motorsport			Smr.311 Moitzi,Philipp AUT KSB Racing Team			Smr.383 Poiman,Mark NLD CRG Holland			Smr.318 Walter,Luca DEU Luca Walter			Smr.398 Feitzer,Dennis DEU SRP Racing Team			
	theoretisch mögliche Bestzeit	Ziel	Sektion	theoretisch mögliche Bestzeit	Ziel	Sektion	theoretisch mögliche Bestzeit	Ziel	Sektion	theoretisch mögliche Bestzeit	Ziel	Sektion	theoretisch mögliche Bestzeit	Ziel	Sektion	
best	0:47,235	0:16,921	0:15,634	0:14,628	0:47,162	0:16,859	0:15,626	0:14,622	0:47,326	0:16,943	0:15,701	0:14,597	0:47,096	0:16,891	0:15,523	0:14,544
Runde 1	0:51,927	0:20,061	0:16,587	0:15,279	0:53,298	0:21,207	0:16,677	0:15,414	0:52,373	0:20,368	0:16,674	0:15,331	0:54,430	0:21,536	0:17,643	0:15,251
Runde 2	0:49,220	0:17,942	0:16,247	0:15,031	0:49,259	0:17,807	0:16,291	0:15,161	0:49,167	0:17,775	0:16,178	0:15,214	0:49,012	0:17,562	0:16,126	0:15,324
Runde 3	0:48,299	0:17,339	0:15,949	0:15,011	0:48,470	0:17,368	0:16,266	0:14,836	0:49,060	0:17,726	0:16,375	0:14,959	0:48,267	0:17,477	0:15,954	0:14,836
Runde 4	0:48,016	0:17,187	0:15,948	0:14,881	0:47,891	0:17,157	0:15,899	0:14,835	0:48,275	0:17,483	0:16,004	0:14,788	0:48,583	0:17,964	0:15,868	0:14,751
Runde 5	0:48,648	0:17,723	0:16,098	0:14,827	0:47,756	0:17,166	0:15,821	0:14,749	0:47,665	0:17,115	0:15,848	0:14,702	0:48,152	0:17,627	0:15,802	0:14,723
Runde 6	0:47,664	0:17,114	0:15,756	0:14,794	0:47,597	0:17,140	0:15,729	0:14,728	0:48,277	0:17,163	0:16,070	0:15,044	0:47,384	0:17,133	0:15,589	0:14,662
Runde 7	0:47,578	0:17,027	0:15,774	0:14,777	0:47,352	0:16,944	0:15,675	0:14,733	0:48,196	0:17,575	0:15,825	0:14,796	0:47,344	0:17,016	0:15,682	0:14,646
Runde 8	0:47,555	0:17,061	0:15,724	0:14,770	0:47,256	0:16,869	0:15,696	0:14,691	0:47,474	0:17,022	0:15,733	0:14,719	0:47,581	0:16,930	0:15,608	0:15,043
Runde 9	0:47,475	0:16,991	0:15,682	0:14,802	0:47,340	0:16,956	0:15,693	0:14,691	0:47,421	0:16,971	0:15,747	0:14,703	0:47,406	0:17,271	0:15,523	0:14,612
Runde 10	0:47,432	0:16,994	0:15,684	0:14,754	0:48,090	0:17,094	0:16,289	0:14,707	0:47,371	0:16,943	0:15,795	0:14,633	0:47,289	0:16,980	0:15,708	0:14,601
Runde 11	0:47,382	0:16,951	0:15,682	0:14,749	0:47,454	0:17,010	0:15,676	0:14,768	0:47,370	0:16,965	0:15,753	0:14,652	0:47,445	0:17,035	0:15,715	0:14,695
Runde 12	0:47,368	0:17,028	0:15,634	0:14,706	0:47,886	0:17,402	0:15,729	0:14,755	0:47,581	0:17,038	0:15,751	0:14,792	0:47,208	0:16,920	0:15,638	0:14,650
Runde 13	0:47,303	0:16,921	0:15,676	0:14,706	0:47,342	0:16,944	0:15,734	0:14,664	0:47,326	0:16,994	0:15,701	0:14,631	0:47,096	0:16,911	0:15,641	0:14,544
Runde 14	0:47,642	0:17,247	0:15,686	0:14,709	0:47,272	0:16,994	0:15,643	0:14,635	0:47,333	0:16,962	0:15,728	0:14,643	0:47,270	0:16,891	0:15,620	0:14,709
Runde 15	0:47,235	0:16,959	0:15,648	0:14,628	0:47,188	0:16,914	0:15,652	0:14,622	0:47,326	0:16,949	0:15,780	0:14,597	0:47,671	0:17,064	0:15,607	0:14,774
Runde 16	0:47,359	0:17,013	0:15,658	0:14,688	0:47,162	0:16,859	0:15,626	0:14,677	0:47,530	0:16,982	0:15,817	0:14,731	0:47,720	0:17,375	0:15,656	0:14,689
Runde 17	0:49,033	0:18,196	0:15,930	0:14,907	0:48,168	0:17,636	0:15,753	0:14,779	0:48,111	0:17,209	0:15,877	0:15,025	0:47,994	0:17,387	0:15,827	0:14,806





**DEUTSCHE KART-MEISTERSCHAFT**

**Round 2: 10 - 12 / 05 / 2019**

**PRO KART WACKERSDORF**

Raceland



**DMSB**

DMSB-RegNr.:107/19

**R 15 DSKC (KZ2) Pre-Finale A**

Die schnellsten Zeiten

Ort	Nr. Fahrername	Zeit	Streckenl.	Ø Speed
Ziel	381 Van Walsstijn,Senna	0:46,641	1190 m	91,9 km/h
Sektion 1	324 Fritsch,Valentino	0:16,739	452 m	97,2 km/h
Sektion 2	381 Van Walsstijn,Senna	0:15,363	368 m	86,2 km/h
Sektion 3	381 Van Walsstijn,Senna	0:14,432	370 m	92,3 km/h

	Smr.391 Funda,Marcus AUT ZANCHI MOTORSPORT			Smr.328 Hofmann,Benedikt DEU BIREL ART RACING KSW			Smr.312 Colakovic,Nermin DEU Solgat Motorsport			Smr.326 Reiböck,Lukas AUT BIREL ART RACING KSW			Smr.316 Uber,Sebastian DEU RS-Motorsport		
	theoretisch mögliche Bestzeit	Ziel	Sektion 3	theoretisch mögliche Bestzeit	Ziel	Sektion 3	theoretisch mögliche Bestzeit	Ziel	Sektion 3	theoretisch mögliche Bestzeit	Ziel	Sektion 3	theoretisch mögliche Bestzeit	Ziel	Sektion 3
best	0:47,182	0:16,835	0:15,572	0:47,015	0:16,895	0:15,578	0:47,439	0:17,037	0:15,709	0:46,746	0:16,793	0:15,473	0:47,306	0:16,993	0:15,612
Runde 1	0:53,840	0:21,280	0:17,044	0:55,321	0:21,345	0:18,315	0:53,681	0:21,163	0:17,133	0:48,237	0:17,529	0:15,908	0:52,987	0:20,804	0:16,783
Runde 2	0:49,770	0:18,274	0:16,169	0:48,594	0:17,505	0:16,206	0:49,264	0:17,811	0:16,104	0:46,856	0:17,660	0:16,324	0:50,536	0:18,210	0:16,693
Runde 3	0:48,403	0:17,332	0:16,161	0:48,031	0:17,175	0:16,007	0:48,136	0:17,237	0:15,950	0:47,787	0:17,160	0:15,805	0:48,375	0:17,291	0:16,127
Runde 4	0:48,663	0:17,989	0:15,855	0:48,778	0:17,940	0:15,794	0:47,963	0:17,392	0:15,785	0:48,960	0:17,967	0:15,852	0:48,763	0:17,849	0:15,961
Runde 5	0:47,799	0:17,187	0:15,693	0:47,818	0:17,087	0:16,007	0:47,635	0:17,217	0:15,777	0:48,481	0:17,692	0:15,902	0:48,234	0:17,547	0:15,790
Runde 6	0:47,268	0:16,894	0:15,659	0:48,137	0:17,696	0:15,665	0:47,439	0:17,037	0:15,724	0:48,796	0:17,739	0:16,458	0:48,352	0:17,723	0:15,732
Runde 7	0:47,404	0:17,027	0:15,732	0:47,673	0:17,292	0:15,723	0:47,996	0:17,284	0:15,992	0:48,501	0:17,219	0:15,773	0:48,634	0:17,948	0:15,904
Runde 8	0:47,756	0:16,981	0:15,820	0:47,281	0:16,896	0:15,669	0:47,489	0:17,041	0:15,781	0:47,424	0:17,278	0:15,509	0:47,717	0:17,015	0:15,762
Runde 9	0:47,182	0:16,875	0:15,580	0:47,151	0:16,895	0:15,612	0:47,520	0:17,149	0:15,709	0:47,347	0:16,943	0:15,834	0:47,758	0:17,127	0:15,728
Runde 10	0:47,230	0:16,939	0:15,608	0:47,212	0:16,895	0:15,645	0:47,647	0:17,125	0:15,795	0:47,401	0:16,969	0:15,889	0:47,616	0:17,113	0:15,721
Runde 11	0:47,473	0:17,233	0:15,572	0:47,170	0:16,956	0:15,629	0:48,470	0:17,598	0:16,019	0:48,237	0:17,529	0:15,908	0:47,462	0:17,003	0:15,707
Runde 12	0:47,245	0:16,913	0:15,663	0:47,393	0:16,964	0:15,836	0:47,739	0:17,154	0:15,831	0:46,864	0:16,885	0:15,499	0:47,844	0:17,330	0:15,762
Runde 13	0:47,322	0:16,835	0:15,752	0:47,398	0:17,184	0:15,596	0:48,124	0:17,555	0:15,790	0:46,986	0:16,955	0:15,543	0:47,414	0:17,036	0:15,686
Runde 14	0:47,356	0:16,861	0:15,729	0:47,149	0:16,936	0:15,642	0:47,563	0:17,065	0:15,830	0:46,925	0:16,799	0:15,633	0:47,904	0:17,046	0:16,101
Runde 15	0:47,399	0:16,950	0:15,741	0:47,015	0:16,907	0:15,578	0:47,548	0:17,093	0:15,778	0:46,793	0:16,793	0:15,557	0:47,306	0:16,993	0:15,612
Runde 16	0:47,733	0:17,367	0:15,713	0:47,196	0:17,004	0:15,638	0:47,708	0:17,150	0:15,734	0:46,746	0:16,831	0:15,473	0:47,411	0:17,110	0:15,651
Runde 17	0:48,431	0:17,400	0:15,848	0:48,150	0:17,321	0:15,919	0:48,059	0:17,214	0:15,879	0:47,829	0:17,133	0:15,883	0:47,528	0:17,053	0:15,760






**DEUTSCHE KART-MEISTERSCHAFT**

**Round 2: 10 - 12 / 05 / 2019**

**PRO KART WACKERSDORF**

Raceland 

**DMSB-RegNr.:107/19**

### R 15 DSKC (KZ2) Pre-Finale A

Die schnellsten Zeiten

Ort	Nr. Fahrername	Zeit	Streckl.	Ø Speed
Ziel	381 Van Walsstijn,Senna	0:46,641	1190 m	91,9 km/h
Sektion 1	324 Fritsch,Valentino	0:16,739	452 m	97,2 km/h
Sektion 2	381 Van Walsstijn,Senna	0:15,363	368 m	86,2 km/h
Sektion 3	381 Van Walsstijn,Senna	0:14,432	370 m	92,3 km/h

	Smr.345 Lagerstrom,Linus SWE			Smr.369 Drowing,Pascal DEU			Smr.322 Fredriksson,Lucas SWE			Smr.327 Jonsson,Lukas SWE			Smr.323 Stumpf,Stephen DEU		
	Linus Lagerstrom	Valter Motorsport	JP Racing	Linus Lagerstrom	Valter Motorsport	JP Racing	Linus Lagerstrom	Valter Motorsport	JP Racing	Linus Lagerstrom	Valter Motorsport	JP Racing	Linus Lagerstrom	Valter Motorsport	JP Racing
best	0:47,257	0:16,919	0:15,607	0:47,297	0:16,901	0:15,666	0:47,989	0:17,179	0:15,891	0:47,982	0:17,131	0:15,875	0:47,026	0:16,834	0:15,533
Runde 1	0:54,721	0:21,064	0:18,077	0:54,891	0:21,578	0:17,707	0:54,879	0:21,223	0:17,933	0:56,107	0:21,735	0:18,314	0:53,098	0:20,795	0:16,688
Runde 2	0:48,769	0:17,480	0:15,943	0:49,188	0:17,638	0:16,090	0:50,253	0:18,427	0:16,642	0:49,491	0:17,858	0:16,437	0:49,216	0:17,918	0:16,401
Runde 3	0:50,183	0:19,103	0:16,159	0:48,428	0:17,499	0:15,960	0:49,397	0:17,593	0:16,253	0:49,033	0:17,405	0:16,043	0:49,225	0:17,448	0:16,714
Runde 4	0:47,842	0:17,031	0:15,972	0:49,406	0:17,786	0:15,901	0:48,470	0:17,460	0:16,036	0:48,506	0:17,389	0:16,042	0:48,242	0:17,510	0:15,884
Runde 5	0:47,710	0:17,144	0:15,823	0:48,311	0:17,311	0:15,800	0:48,347	0:17,392	0:16,026	0:48,329	0:17,332	0:15,973	0:48,161	0:17,502	0:15,928
Runde 6	0:48,925	0:18,079	0:16,103	0:48,492	0:17,720	0:15,976	0:48,286	0:17,317	0:16,009	0:48,430	0:17,273	0:16,148	0:47,529	0:16,955	0:15,779
Runde 7	0:48,718	0:17,202	0:16,113	0:47,718	0:17,097	0:15,846	0:48,153	0:17,259	0:15,978	0:48,292	0:17,264	0:16,093	0:47,714	0:17,076	0:15,856
Runde 8	0:47,330	0:16,945	0:15,636	0:47,764	0:17,157	0:15,735	0:48,137	0:17,329	0:15,909	0:48,092	0:17,241	0:15,879	1:05,252	0:17,042	0:15,812
Runde 9	0:47,257	0:16,962	0:15,675	0:47,846	0:17,362	0:15,769	0:48,209	0:17,292	0:15,993	0:48,015	0:17,181	0:16,017	0:47,616	0:17,172	0:15,734
Runde 10	0:47,409	0:17,072	0:15,663	0:47,429	0:16,966	0:15,669	0:48,042	0:17,204	0:15,974	0:48,043	0:17,167	0:16,011	0:47,370	0:17,111	0:15,648
Runde 11	0:48,607	0:17,672	0:15,884	0:49,008	0:18,219	0:15,999	0:48,053	0:17,180	0:16,003	0:47,982	0:17,149	0:15,901	0:47,286	0:16,998	0:15,651
Runde 12	0:47,414	0:17,042	0:15,666	0:47,436	0:17,010	0:15,741	0:48,062	0:17,267	0:15,987	0:48,935	0:18,100	0:15,912	0:47,026	0:16,834	0:15,561
Runde 13	0:47,400	0:17,079	0:15,607	0:47,355	0:16,985	0:15,718	0:48,028	0:17,179	0:16,034	0:48,251	0:17,235	0:15,875	0:47,231	0:17,038	0:15,626
Runde 14	0:47,319	0:16,931	0:15,725	0:47,475	0:16,962	0:15,666	0:48,076	0:17,299	0:15,902	0:48,106	0:17,264	0:15,912	0:47,220	0:16,997	0:15,623
Runde 15	0:47,275	0:16,919	0:15,698	0:47,297	0:16,901	0:15,697	0:48,085	0:17,380	0:15,891	0:47,982	0:17,222	0:15,915	0:47,138	0:16,989	0:15,533
Runde 16	0:47,328	0:16,962	0:15,697	0:47,611	0:17,213	0:15,734	0:47,989	0:17,205	0:15,897	0:48,029	0:17,131	0:16,012	0:47,125	0:16,887	0:15,662
Runde 17	0:47,540	0:17,018	0:15,806	0:47,867	0:17,106	0:15,763	0:48,300	0:17,284	0:15,981	0:48,361	0:17,165	0:16,141	0:47,429	0:16,997	0:15,706















**DEUTSCHE KART-MEISTERSCHAFT**

**Round 2: 10 - 12 / 05 / 2019**

**PRO KART WACKERSDORF**

**DMSB**

**DMSB-RegNr.:107119**

**R 15 DSKC (K2) Pre-Finale A**

Die schnellsten Zeiten

Ort	Nr. Fahrername	Zeit	Streckenl.	Ø Speed
Ziel	381 Van Walstijn,Senna	0:46,641	1190 m	91,9 km/h
Sektion 1	324 Fritsch,Valentinio	0:16,739	452 m	97,2 km/h
Sektion 2	381 Van Walstijn,Senna	0:15,363	368 m	86,2 km/h
Sektion 3	381 Van Walstijn,Senna	0:14,432	370 m	92,3 km/h

	Smr.320 De Sanits,Raffaele ITA SRP Racing Team	Smr.334 Clevert,Lauren-Alexander DEU Kartshop Ampling	Smr.330 Bos,Jeroen NLD CRG Holland	Smr.325 Dam,Benjamin AUT BIREL ART RACING KSW	
	theoretisch mögliche Bestzeit 0:47,192	theoretisch mögliche Bestzeit 0:47,369	theoretisch mögliche Bestzeit 0:47,794	theoretisch mögliche Bestzeit 0:48,314	
best	Ziel Sektion 1 Sektion 2 Sektion 3 0:47,192 0:16,952 0:15,595 0:14,645	Ziel Sektion 1 Sektion 2 Sektion 3 0:47,476 0:16,968 0:15,738 0:14,663	Ziel Sektion 1 Sektion 2 Sektion 3 0:48,441 0:17,144 0:15,914 0:14,736	Ziel Sektion 1 Sektion 2 Sektion 3 0:48,916 0:17,003 0:16,242 0:15,069	Ziel Sektion 1 Sektion 2 Sektion 3
Runde 1	0:53,647 0:20,882 0:17,464 0:15,301	0:52,920 0:20,951 0:16,699 0:15,270	0:53,610 0:21,115 0:16,944 0:15,551	0:53,724 0:21,272 0:16,967 0:15,485	
Runde 2	0:49,547 0:18,202 0:16,047 0:15,298	0:49,028 0:17,978 0:16,220 0:14,830	0:49,328 0:17,667 0:16,420 0:15,241	0:48,916 0:17,605 0:16,242 0:15,069	
Runde 3	0:48,612 0:17,453 0:16,366 0:14,793	0:49,707 0:17,472 0:16,705 0:15,530	0:48,441 0:17,237 0:16,089 0:15,115	1:04,254 0:17,003 0:21,736 0:25,515	
Runde 4	0:48,917 0:18,017 0:15,925 0:14,975	0:48,189 0:17,495 0:15,939 0:14,755	0:48,703 0:17,996 0:15,971 0:14,736		
Runde 5	0:47,949 0:17,136 0:16,018 0:14,795	0:48,071 0:17,004 0:16,038 0:14,949	0:49,243 0:17,144 0:15,914 0:16,185		
Runde 6	0:48,097 0:17,614 0:15,664 0:14,819	0:47,476 0:17,026 0:15,738 0:14,712			
Runde 7	0:49,263 0:18,549 0:15,795 0:14,919	0:47,493 0:17,024 0:15,806 0:14,663			
Runde 8	0:48,023 0:17,489 0:15,635 0:14,899	1:23,021 0:16,968 0:15,817 0:50,236			
Runde 9	0:47,267 0:16,979 0:15,629 0:14,659	0:48,003 0:17,294 0:15,923 0:14,786			
Runde 10	0:47,192 0:16,952 0:15,595 0:14,645	0:49,381 0:17,066 0:15,775 0:16,540			
Runde 11					

**Warm Up Pre-Finale B DSKC (K22)**

Strecke / track: 1190m

started: 21 classified: 21 not classified: 0

Pos	Str. Nr.	Fahrer / Driver	Nation	Bewerber/Sponsor	Nation	Lizenz	Chassis/Motor/Reifen	Runden Laps	Differenz	Abstand Gap	beste Runde best Lap	in N. in L.	o beschw. e Speed
1	397	TREFILOVS, Davids	DEU	SRP Racing Team	DEU	JKC1147556 KBF1156791	Maranello / TM / Vega	10			0:47,027	6	91,1 km/h
2	382	RISOM, Valdemar	DNK	RS Competition	DNK	36523 36053	Tony Kart / Vortex / Vega	11	0:00,164	0:00,164	0:47,191	9	90,8 km/h
3	310	TRÖGER, Tim	DEU	Mach1 Motorsport	DEU	JKC1132554 KBF1005514	Mach1 / TM / Vega	11	0:00,174	0:00,010	0:47,201	10	90,8 km/h
4	355	SPECK, Luis Laurin	DEU	Tbkart Srl.	ITA	297356	Tbkart / TM / Vega	11	0:00,310	0:00,136	0:47,337	11	90,5 km/h
5	362	PUTIATIN, Slavik	UKR	CPB SPORT	FRA	CS.28.0006.15 Z32741	SODIKART / TM / Vega	10	0:00,334	0:00,024	0:47,361	10	90,5 km/h
6	351	KREUTZ, Patrick	DEU	RS-Motorsport	DEU	JKB1101586 KBF1104126	CRG / TM / Vega	10	0:00,346	0:00,012	0:47,373	7	90,4 km/h
7	314	KINDERVATER, Robert	DEU	BIREL ART RACING KSW	AUT	JKC1133505 BK102	Birel Art / TM / Vega	11	0:00,402	0:00,056	0:47,429	10	90,3 km/h
8	360	BAUMANN, Dominik	AUT	KSB Racing Team	AUT	JK 2124 BK 002	Kosmic Kart / / Vega	11	0:00,426	0:00,024	0:47,453	10	90,3 km/h
9	332	BEDNAR, Jan	CZE	GREGOR KART S.R.O.	CZE	19AS0152 338	CRG / TM / Vega	10	0:00,443	0:00,017	0:47,470	10	90,2 km/h
10	308	LOPEZ, Marc	ESP	CRG Keijzer racing	NLD	0014 esp 28613	CRG / TM / Vega	11	0:00,483	0:00,040	0:47,510	11	90,2 km/h
11	389	LANGENBACHER, Marvin	DEU	RS-Motorsport	DEU	JKC1152544 KBF1104126	CRG / TM / Vega	11	0:00,507	0:00,024	0:47,534	7	90,1 km/h
12	319	ELTER, Marc	DEU	CRG Holland	NLD	JKC1147174 15521	CRG / TM / Vega	11	0:00,561	0:00,054	0:47,588	11	90,0 km/h
13	317	DRESEN, Andreas	DEU	SRP Racing Team	DEU	JKC1116375 KBF1156791	Maranello / TM / Vega	11	0:00,564	0:00,003	0:47,591	11	90,0 km/h
14	352	HUETING, Brio	NLD	SRP Racing Team	DEU	46098 KBF1156791	Maranello / TM / Vega	11	0:00,592	0:00,028	0:47,619	11	90,0 km/h
15	307	HIMMELS, Yannik	DEU	Valier Motorsport	DEU	JKC1147857 KBF1063735	SODI / TM / Vega	11	0:00,725	0:00,133	0:47,752	8	89,7 km/h
16	315	LEHNER, Franz	AUT	BIREL ART RACING KSW	AUT	JK2150 BK102	Birel Art / TM / Vega	11	0:00,919	0:00,194	0:47,946	10	89,4 km/h
17	331	SCHRÖDER, Tim	DEU	Mach1 Motorsport	DEU	JKB1079850 KBF1005514	Mach1 / TM / Vega	10	0:01,217	0:00,298	0:48,244	7	88,8 km/h
18	335	BEYERLEIN, Patrick	DEU	BEYMO-Kartracing	DEU	JKC1041625 KBF1160795	CRG / TM / Vega	11	0:01,359	0:00,142	0:48,386	7	88,5 km/h
19	358	GRAF, Adrian	DEU	Solgat Motorsport	DEU	JKC1126334 KBF179882	Birel Art / TM / Vega	9	0:01,366	0:00,007	0:48,393	9	88,5 km/h
20	361	GEMMILL, Oliver	GBR	MK Racing	GBR	86136 Z73485	Tony Kart / Vortex / Vega	11	0:01,679	0:00,313	0:48,706	9	88,0 km/h
21	387	PREIBISCH, Marius	DEU	Bamberger Kartracing	DEU	JKC1181135 KBF1197896	Lenzokart / LKE / Vega	3	0:04,435	0:02,756	0:51,462	2	83,2 km/h

Rennleitung: Volker Ehekircher Racedirektor: Horst Seidel

Sportkommissare: Nikolas Spaderna / Ulrich Bell / Franz-Josef Serr

Techn. Kommissare: Hans-Jürgen Dangers / A. Sengpiel / M. Grasshoff / C. Schmidt / J.Lawinger / M.Ambrosius

Zeitnahme: KART-DATA timing service Franz Schieszler






**DEUTSCHE KART-MEISTERSCHAFT**

**Round 2: 10 - 12 / 05 / 2019**

**PRO KART WACKERSDORF**



DMSB-RegNr:107/19

### Warm Up Pre-Finale B DSKC (KZZ)

Fahrername Driver	Tretflavs Davids	Risom Valdemar	Träger Tim	Speck Luis Laurin	Pufiatin Slavik	Kreutz Patrick	Kindervater Robert	Baumann Dominik	Bednar Jan	Lopez Marc	Langenbacher Marvin	Elter Marc
schleunigste Runde in Runde	0:47,027 Rn. 6	0:47,191 Rn. 9	0:47,201 Rn. 10	0:47,337 Rn. 11	0:47,361 Rn. 10	0:47,373 Rn. 7	0:47,429 Rn. 10	0:47,453 Rn. 10	0:47,470 Rn. 10	0:47,510 Rn. 11	0:47,534 Rn. 7	0:47,588 Rn. 11
Speed	91,1 km/h	90,8 km/h	90,8 km/h	90,5 km/h	90,4 km/h	90,3 km/h	90,3 km/h	90,3 km/h	90,2 km/h	90,2 km/h	90,1 km/h	90,0 km/h
Lap 1	0:56,460	0:56,995	0:58,261	0:59,160	1:01,739	0:53,800	0:57,937	0:56,324	1:01,627	0:57,917	0:56,914	0:57,156
Lap 2	0:50,551	0:48,793	0:50,229	0:52,878	0:56,137	0:50,025	0:49,768	0:50,722	0:56,624	0:50,713	0:49,009	0:50,981
Lap 3	0:47,858	0:48,364	0:47,964	0:49,261	0:53,918	0:48,353	0:48,088	0:48,475	0:51,200	0:49,229	0:49,007	0:48,960
Lap 4	0:47,327	0:47,351	0:48,016	0:48,282	0:51,009	0:47,782	0:47,629	0:52,715	0:49,654	0:56,040	0:47,879	0:48,623
Lap 5	0:47,181	0:47,417	0:47,460	0:48,351	0:50,248	0:49,905	0:47,729	0:48,284	0:53,726	0:52,348	0:47,692	0:48,328
Lap 6	0:47,027	0:47,432	0:47,854	0:47,667	0:50,380	0:48,185	0:47,689	0:47,774	0:55,132	0:48,004	0:47,689	0:48,048
Lap 7	0:47,928	0:47,289	0:47,243	0:47,506	0:48,054	0:47,373	0:47,721	0:47,910	0:48,133	0:47,948	0:47,534	0:47,932
Lap 8	1:34,805	0:48,484	0:47,317	0:48,006	0:47,668	0:51,752	0:47,508	0:47,578	0:47,727	0:49,396	0:47,927	0:47,951
Lap 9	0:47,333	0:47,191	0:47,923	0:47,507	0:47,408	0:47,808	0:47,573	0:47,861	0:47,592	0:47,825	0:47,598	0:47,946
Lap 10	0:47,086	0:48,767	0:47,201	0:48,244	0:47,361	0:47,411	0:47,429	0:47,453	0:47,470	0:47,599	0:47,673	0:47,666
Lap 11		0:48,164	0:47,803	0:47,337			0:47,711	0:47,734		0:47,510	0:47,549	0:47,588






**DEUTSCHE KART-MEISTERSCHAFT**

**Round 2: 10 - 12 / 05 / 2019**

**PRO KART WACKERSDORF**




**RaceLand**



DMSB-RegNr.:107/19

### Warm Up Pre-Finale B DSKC (KZ2)


Fahrername Driver	Dresen Andreas	Huetting Brio	Himmels Yannik	Lehner Franz	Schröder Tim	Beyerlein Patrick	Graf Adrian	Gemmill Oliver	Preibisch Marius
schnellste Runde in Runde	0:47,591 Rn. 11	0:47,619 Rn. 11	0:47,752 Rn. 8	0:47,946 Rn. 10	0:48,244 Rn. 7	0:48,386 Rn. 7	0:48,393 Rn. 9	0:48,706 Rn. 9	0:51,462 Rn. 2
Speed	90,0 km/h	90,0 km/h	89,7 km/h	89,4 km/h	88,8 km/h	88,5 km/h	88,5 km/h	88,0 km/h	83,2 km/h
Lap 1	0:58,983	0:56,730	0:56,435	0:55,810	0:57,572	0:56,012	0:56,302	0:56,937	0:59,927
Lap 2	0:50,600	0:50,617	0:49,834	0:51,177	0:51,854	0:53,067	0:53,798	0:52,169	0:51,462
Lap 3	0:49,022	0:48,363	0:48,503	0:49,087	0:49,168	0:50,641	0:51,180	0:49,785	0:53,336
Lap 4	0:48,602	0:48,173	0:48,069	0:49,206	0:48,913	0:49,490	0:49,018	0:49,440	
Lap 5	0:48,332	0:48,290	0:47,996	0:49,047	0:48,613	0:48,692	0:48,811	0:48,951	
Lap 6	0:48,085	0:47,721	0:47,803	0:48,495	0:48,969	0:48,460	0:51,668	0:49,200	
Lap 7	0:47,981	0:47,620	0:47,806	0:48,479	0:48,244	0:48,386	0:54,692	0:48,989	
Lap 8	0:47,601	0:47,958	0:47,752	0:48,223	0:48,260	0:48,673	0:48,395	0:49,235	
Lap 9	0:48,215	0:47,662	0:48,163	0:53,355	0:48,280	0:48,594	0:48,393	0:48,706	
Lap 10	0:49,048	0:47,641	0:47,920	0:47,946	0:49,633	0:48,557		0:48,740	
Lap 11	0:47,591	0:47,619	0:47,822	0:48,055	0:48,606			0:48,958	

**DEUTSCHE KART-MEISTERSCHAFT**

**Round 2: 10 - 12 / 05 / 2019**

**PRO KART WACKERSDORF**



DMSB-RegNr.:107719

## Warm Up Pre-Finale B DSKG (KZ2)

Ziel	Sektion 1		Sektion 2		Sektion 3		
Fahrername	Zeit	Fahrername	Zeit	Fahrername	Zeit	Fahrername	Zeit
1 397 Trefilovs, Davids	0:47,027	397 Trefilovs, Davids	0:16,741	310 Tröger, Tim	0:15,565	397 Trefilovs, Davids	0:14,584
2 382 Risom, Valdemar	0:47,191	310 Tröger, Tim	0:16,833	397 Trefilovs, Davids	0:15,567	362 Putiatin, Slavik	0:14,585
3 310 Tröger, Tim	0:47,201	382 Risom, Valdemar	0:16,883	382 Risom, Valdemar	0:15,612	382 Risom, Valdemar	0:14,646
4 355 Speck, Luis Laurin	0:47,337	355 Speck, Luis Laurin	0:16,900	355 Speck, Luis Laurin	0:15,649	314 Kindervater, Robert	0:14,657
5 362 Putiatin, Slavik	0:47,361	314 Kindervater, Robert	0:16,919	351 Kreutz, Patrick	0:15,658	310 Tröger, Tim	0:14,660
6 351 Kreutz, Patrick	0:47,373	389 Langenbacher, Marvin	0:16,954	362 Putiatin, Slavik	0:15,668	352 Huefing, Brio	0:14,664
7 314 Kindervater, Robert	0:47,429	332 Bednar, Jan	0:16,955	332 Bednar, Jan	0:15,675	308 Lopez, Marc	0:14,682
8 360 Baumann, Dominik	0:47,453	351 Kreutz, Patrick	0:16,978	360 Baumann, Dominik	0:15,680	360 Baumann, Dominik	0:14,684
9 332 Bednar, Jan	0:47,470	319 Elter, Marc	0:17,006	352 Huefing, Brio	0:15,726	351 Kreutz, Patrick	0:14,697
10 308 Lopez, Marc	0:47,510	360 Baumann, Dominik	0:17,012	307 Himmels, Yannik	0:15,726	332 Bednar, Jan	0:14,714
11 389 Langenbacher, Marvin	0:47,534	308 Lopez, Marc	0:17,027	317 Dresen, Andreas	0:15,731	315 Lehner, Franz	0:14,753
12 319 Elter, Marc	0:47,588	317 Dresen, Andreas	0:17,033	389 Langenbacher, Marvin	0:15,734	355 Speck, Luis Laurin	0:14,758
13 317 Dresen, Andreas	0:47,591	362 Putiatin, Slavik	0:17,046	308 Lopez, Marc	0:15,744	317 Dresen, Andreas	0:14,758
14 352 Huefing, Brio	0:47,619	307 Himmels, Yannik	0:17,054	319 Elter, Marc	0:15,748	389 Langenbacher, Marvin	0:14,767
15 307 Himmels, Yannik	0:47,752	352 Huefing, Brio	0:17,126	314 Kindervater, Robert	0:15,767	319 Elter, Marc	0:14,769
16 315 Lehner, Franz	0:47,946	315 Lehner, Franz	0:17,157	331 Schröder, Tim	0:15,921	307 Himmels, Yannik	0:14,841
17 331 Schröder, Tim	0:48,244	331 Schröder, Tim	0:17,279	315 Lehner, Franz	0:15,942	335 Beyerlein, Patrick	0:14,897
18 335 Beyerlein, Patrick	0:48,386	335 Beyerlein, Patrick	0:17,333	358 Graf, Adrian	0:16,040	331 Schröder, Tim	0:14,907
19 358 Graf, Adrian	0:48,393	358 Graf, Adrian	0:17,370	355 Beyerlein, Patrick	0:16,106	358 Graf, Adrian	0:14,937
20 361 Gemmill, Oliver	0:48,706	361 Gemmill, Oliver	0:17,481	361 Gemmill, Oliver	0:16,192	361 Gemmill, Oliver	0:14,969
21 387 Preibisch, Marius	0:51,462	387 Preibisch, Marius	0:17,627	387 Preibisch, Marius	0:16,387	387 Preibisch, Marius	0:15,430








DEUTSCHE KART-MEISTERSCHAFT

PRO KART WACKERSDORF

Round 2: 10 - 12 / 05 / 2019

Raceland

DMSB-RegNr.:107/19

### Warm Up Pre-Finale B DSKG (K22)

Die schnellsten Zeiten

Ort	Nr. Fahrername	Zeit	Streckl.	Ø Speed
Ziel	397 Trefflows, Davids	0:47,027	1190 m	91,1 km/h
Sektion 1	397 Trefflows, Davids	0:16,741	452 m	97,2 km/h
Sektion 2	310 Tröger, Tim	0:15,565	368 m	85,1 km/h
Sektion 3	397 Trefflows, Davids	0:14,584	370 m	91,3 km/h

	Snr.397 Trefflows, Davids DEU SRP Racing Team			Snr.382 Risom, Valdemar DNK RS Competition			Snr.310 Tröger, Tim DEU Mach1 Motorsport			Snr.355 Speck, Luis Laurin DEU Tbkart Srl.			Snr.362 Putinim, Slavik UKR CPB SPORT							
	theoretisch mögliche Bestzeit	Ziel	Sektion 3	theoretisch mögliche Bestzeit	Ziel	Sektion 3	theoretisch mögliche Bestzeit	Ziel	Sektion 3	theoretisch mögliche Bestzeit	Ziel	Sektion 3	theoretisch mögliche Bestzeit	Ziel	Sektion 3					
best	0:47,027	0:16,741	0:15,567	0:47,191	0:16,883	0:15,612	0:14,646	0:47,201	0:16,833	0:15,565	0:14,660	0:47,337	0:16,900	0:15,649	0:14,758	0:47,361	0:17,046	0:15,668	0:14,585	
Runde 1	0:56,460	0:21,018	0:18,385	0:56,995	0:23,097	0:18,179	0:15,719	0:58,261	0:21,815	0:19,020	0:17,426	0:59,160	0:22,356	0:19,132	0:17,672	1:01,739	0:24,017	0:19,470	0:18,252	
Runde 2	0:50,551	0:18,812	0:16,684	0:48,793	0:17,831	0:16,011	0:14,951	0:50,229	0:18,691	0:16,447	0:15,091	0:52,878	0:20,083	0:17,353	0:15,442	0:56,137	0:20,103	0:18,437	0:17,597	
Runde 3	0:47,858	0:17,211	0:15,905	0:48,364	0:17,711	0:15,903	0:14,750	0:47,964	0:17,168	0:15,939	0:14,857	0:49,261	0:17,721	0:16,276	0:15,264	0:53,918	0:19,903	0:17,623	0:16,392	
Runde 4	0:47,327	0:17,007	0:15,639	0:47,351	0:17,004	0:15,684	0:14,663	0:48,016	0:17,265	0:15,930	0:14,821	0:48,282	0:17,397	0:15,987	0:14,898	0:51,009	0:18,613	0:16,618	0:15,778	
Runde 5	0:47,181	0:16,741	0:15,806	0:47,417	0:16,956	0:15,732	0:14,729	0:47,460	0:17,027	0:15,730	0:14,703	0:48,351	0:17,387	0:15,997	0:14,967	0:50,248	0:18,090	0:16,422	0:15,736	
Runde 6	0:47,027	0:16,792	0:15,651	0:47,432	0:16,951	0:15,630	0:14,851	0:47,854	0:17,156	0:15,686	0:15,012	0:47,667	0:17,061	0:15,817	0:14,789	0:50,380	0:17,982	0:16,721	0:15,677	
Runde 7	0:47,928	0:16,816	0:15,651	0:47,289	0:16,937	0:15,612	0:14,740	0:47,243	0:16,883	0:15,700	0:14,660	0:47,506	0:16,996	0:15,745	0:14,765	0:48,054	0:17,404	0:15,863	0:14,787	
Runde 8	1:34,805	1:03,762	0:16,103	0:48,484	0:17,552	0:16,151	0:14,781	0:47,317	0:16,872	0:15,706	0:14,739	0:48,006	0:16,975	0:16,089	0:14,942	0:47,668	0:17,203	0:15,734	0:14,731	
Runde 9	0:47,333	0:17,122	0:15,567	0:47,191	0:16,883	0:15,662	0:14,646	0:47,923	0:16,913	0:16,263	0:14,747	0:47,507	0:16,967	0:15,782	0:14,758	0:47,408	0:17,082	0:15,668	0:14,658	
Runde 10	0:47,086	0:16,786	0:15,665	0:48,767	0:18,080	0:15,841	0:14,846	0:47,201	0:16,833	0:15,678	0:14,690	0:48,244	0:17,679	0:15,802	0:14,763	0:47,361	0:17,046	0:15,730	0:14,585	
Runde 11				0:48,164	0:17,138	0:15,976	0:15,050	0:47,803	0:16,890	0:15,565	0:15,348	0:47,337	0:16,900	0:15,649	0:14,788					






**DEUTSCHE KART-MEISTERSCHAFT**

**PRO KART WACKERSDORF**

**Round 2: 10 - 12 / 05 / 2019**

**DMSB**

**Race-land**

**DMSB-RegNr.:107/19**

**Warm Up Pre-Finale B DSKG (K22)**

Die schnellsten Zeiten

Ort	Nr. Fahrername	Zeit	Streckenl.	Ø Speed
Ziel	397 Trefflows, Davids	0:47,027	1190 m	91,1 km/h
Sektion 1	397 Trefflows, Davids	0:16,741	452 m	97,2 km/h
Sektion 2	310 Tröger, Tim	0:15,565	368 m	85,1 km/h
Sektion 3	397 Trefflows, Davids	0:14,584	370 m	91,3 km/h

	Smr.314 Kindervater, Robert DEU BIREL ART RACING KSW		Smr.360 Baumann, Dominik AUT KSB Racing Team		Smr.332 Bednar, Jan CZE GREGOR KART S.R.O.		Smr.308 Lopez, Marc ESP CRG Keijzer racing	
	theoretisch mögliche Bestzeit	Ziel	theoretisch mögliche Bestzeit	Ziel	theoretisch mögliche Bestzeit	Ziel	theoretisch mögliche Bestzeit	Ziel
best	0:47,373	0:16,919	0:15,767	0:14,657	0:47,453	0:17,012	0:15,680	0:14,684
Runde 1	0:53,800	0:20,956	0:17,089	0:15,755	0:57,937	0:22,620	0:18,845	0:16,472
Runde 2	0:50,025	0:18,311	0:16,238	0:15,476	0:49,768	0:18,000	0:16,449	0:15,319
Runde 3	0:48,353	0:17,416	0:15,945	0:14,992	0:48,088	0:17,395	0:15,877	0:14,816
Runde 4	0:47,782	0:17,220	0:15,748	0:14,814	0:47,629	0:17,080	0:15,788	0:14,761
Runde 5	0:49,905	0:18,785	0:16,187	0:14,933	0:47,729	0:17,086	0:15,877	0:14,766
Runde 6	0:48,185	0:17,090	0:16,231	0:14,864	0:47,689	0:17,043	0:15,824	0:14,822
Runde 7	0:47,373	0:16,978	0:15,658	0:14,737	0:47,721	0:17,192	0:15,796	0:14,733
Runde 8	0:51,752	0:17,029	0:17,749	0:16,974	0:47,508	0:17,043	0:15,770	0:14,695
Runde 9	0:47,808	0:17,304	0:15,746	0:14,758	0:47,573	0:16,958	0:15,767	0:14,848
Runde 10	0:47,411	0:17,036	0:15,678	0:14,697	0:47,429	0:17,004	0:15,768	0:14,657
Runde 11					0:47,711	0:16,919	0:16,023	0:14,769
					0:47,734	0:17,058	0:15,883	0:14,793
					0:47,470	0:16,955	0:15,755	0:14,760
					0:47,592	0:17,203	0:15,675	0:14,714
					0:47,727	0:17,104	0:15,752	0:14,871
					0:48,133	0:17,511	0:15,770	0:14,852
					0:55,132	0:18,558	0:19,871	0:16,703
					0:53,726	0:19,331	0:18,608	0:15,787
					0:49,654	0:17,162	0:16,158	0:16,334
					0:51,200	0:19,442	0:16,492	0:15,266
					0:56,624	0:21,093	0:17,667	0:17,864
					1:01,627	0:23,970	0:19,641	0:18,016
					0:47,470	0:16,955	0:15,675	0:14,714
					0:47,510	0:17,027	0:15,744	0:14,682
					0:57,917	0:21,509	0:19,126	0:17,282
					0:50,713	0:18,908	0:16,504	0:15,301
					0:49,229	0:17,589	0:16,360	0:15,280
					0:56,040	0:19,687	0:17,449	0:18,904
					0:52,348	0:19,429	0:17,888	0:15,031
					0:48,004	0:17,252	0:15,893	0:14,859
					0:47,948	0:17,241	0:15,897	0:14,810
					0:49,396	0:18,438	0:16,062	0:14,896
					0:47,825	0:17,247	0:15,896	0:14,682
					0:47,599	0:17,147	0:15,744	0:14,708
					0:47,510	0:17,027	0:15,771	0:14,712

**Warm Up Pre-Finale B DSKG (K22)**

Die schnellsten Zeiten

Ort	Nr. Fahrername	Zeit	Streckenl.	Ø Speed
Ziel	397 Trefflows, Davids	0:47,027	1190 m	91,1 km/h
Sektion 1	397 Trefflows, Davids	0:16,741	452 m	97,2 km/h
Sektion 2	310 Tröger, Tim	0:15,565	368 m	85,1 km/h
Sektion 3	397 Trefflows, Davids	0:14,584	370 m	91,3 km/h

	Smr.389 Langenbacher, Marvin DEU RS-Motorsport			Smr.319 Elter, Marc DEU CRG Holland			Smr.317 Dresen, Andreas DEU SRP Racing Team			Smr.352 Huetting Brio NLD SRP Racing Team			Smr.307 Himmels, Yannik DEU Valier Motorsport							
	theoretisch mögliche Bestzeit	Sektion 2	Sektion 3	theoretisch mögliche Bestzeit	Sektion 2	Sektion 3	theoretisch mögliche Bestzeit	Sektion 2	Sektion 3	theoretisch mögliche Bestzeit	Sektion 2	Sektion 3	theoretisch mögliche Bestzeit	Sektion 2	Sektion 3					
best	0:47,534	0:16,954	0:15,734	0:14,767	0:47,588	0:17,006	0:15,748	0:14,769	0:47,591	0:17,033	0:15,731	0:14,758	0:47,619	0:17,126	0:15,726	0:14,664	0:47,752	0:17,054	0:15,726	0:14,841
Runde 1	0:56,914	0:23,246	0:17,836	0:15,832	0:57,156	0:22,413	0:18,655	0:16,088	0:58,983	0:22,572	0:19,202	0:17,209	0:56,730	0:21,523	0:18,479	0:16,728	0:56,435	0:21,578	0:18,469	0:16,388
Runde 2	0:49,009	0:17,803	0:16,164	0:15,042	0:50,981	0:18,711	0:16,721	0:15,549	0:50,600	0:18,626	0:16,665	0:15,309	0:50,617	0:18,869	0:16,430	0:15,318	0:49,834	0:18,046	0:16,509	0:15,279
Runde 3	0:49,007	0:17,463	0:16,505	0:15,039	0:48,960	0:17,818	0:16,180	0:14,962	0:49,022	0:17,457	0:16,155	0:15,410	0:48,363	0:17,442	0:16,018	0:14,903	0:48,503	0:17,409	0:16,021	0:15,073
Runde 4	0:47,879	0:17,179	0:15,867	0:14,833	0:48,623	0:17,763	0:16,072	0:14,788	0:48,602	0:17,449	0:16,084	0:15,069	0:48,173	0:17,524	0:15,855	0:14,794	0:48,069	0:17,255	0:15,898	0:14,916
Runde 5	0:47,692	0:17,051	0:15,821	0:14,820	0:48,328	0:17,360	0:16,143	0:14,825	0:48,332	0:17,269	0:16,144	0:14,919	0:48,290	0:17,447	0:16,031	0:14,812	0:47,996	0:17,254	0:15,890	0:14,852
Runde 6	0:47,689	0:17,103	0:15,734	0:14,852	0:48,048	0:17,054	0:15,940	0:15,054	0:48,085	0:17,220	0:15,908	0:14,780	0:47,721	0:17,290	0:15,737	0:14,694	0:47,803	0:17,115	0:15,835	0:14,853
Runde 7	0:47,534	0:17,007	0:15,760	0:14,767	0:47,932	0:17,182	0:15,908	0:14,842	0:47,981	0:17,337	0:15,864	0:14,780	0:47,620	0:17,141	0:15,815	0:14,664	0:47,806	0:17,109	0:15,840	0:14,857
Runde 8	0:47,927	0:17,231	0:15,804	0:14,892	0:47,951	0:17,292	0:15,885	0:14,774	0:47,601	0:17,033	0:15,810	0:14,758	0:47,958	0:17,147	0:16,053	0:14,758	0:47,752	0:17,082	0:15,795	0:14,875
Runde 9	0:47,598	0:17,040	0:15,782	0:14,776	0:47,946	0:17,214	0:15,921	0:14,811	0:48,215	0:17,145	0:15,968	0:15,102	0:47,662	0:17,226	0:15,726	0:14,710	0:48,163	0:17,054	0:16,232	0:14,877
Runde 10	0:47,673	0:17,110	0:15,739	0:14,824	0:47,666	0:17,017	0:15,880	0:14,769	0:49,048	0:17,080	0:16,997	0:14,971	0:47,641	0:17,140	0:15,797	0:14,704	0:47,920	0:17,170	0:15,909	0:14,841
Runde 11	0:47,549	0:16,954	0:15,769	0:14,826	0:47,588	0:17,006	0:15,748	0:14,834	0:47,591	0:17,075	0:15,731	0:14,785	0:47,619	0:17,126	0:15,804	0:14,689	0:47,822	0:17,232	0:15,726	0:14,864






DEUTSCHE KART-MEISTERSCHAFT

Round 2: 10 - 12 / 05 / 2019

PRO KART WACKERSDORF

Race-land







DMSB-RegNr.:107/19

### Warm Up Pre-Finale B DSKG (K22)

Die schnellsten Zeiten

Ort	Nr. Fahrername	Zeit	Streckenl.	Ø Speed
Ziel	397 Trefflows, Davids	0:47,027	1190 m	91,1 km/h
Sektion 1	397 Trefflows, Davids	0:16,741	452 m	97,2 km/h
Sektion 2	310 Tröger, Tim	0:15,565	368 m	85,1 km/h
Sektion 3	397 Trefflows, Davids	0:14,584	370 m	91,3 km/h


	Smr.315 Lehner, Franz AUT BIREL ART RACING KSW	Smr.331 Schröder, Tim DEU Mach 1 Motorsport	Smr.335 Beyerlein, Patrick DEU BEYMO-Kartracing	Smr.358 Graf, Adrian DEU Solgat Motorsport	Smr.361 Gemmill, Oliver GBR MK Racing
	theoretisch mögliche Bestzeit 0:47,852	theoretisch mögliche Bestzeit 0:48,107	theoretisch mögliche Bestzeit 0:48,336	theoretisch mögliche Bestzeit 0:48,347	theoretisch mögliche Bestzeit 0:48,642
best	Ziel Sektion 1 0:47,946	Ziel Sektion 1 0:17,279	Ziel Sektion 1 0:17,333	Ziel Sektion 1 0:17,370	Ziel Sektion 1 0:17,481
	Sektion 2 0:15,942	Sektion 2 0:15,921	Sektion 2 0:16,106	Sektion 2 0:16,040	Sektion 2 0:16,192
	Sektion 3 0:14,753	Sektion 3 0:14,907	Sektion 3 0:14,897	Sektion 3 0:14,937	Sektion 3 0:14,969
Runde 1	0:55,810	0:21,485	0:56,012	0:56,302	0:56,937
Runde 2	0:51,177	0:19,161	0:53,067	0:53,798	0:52,169
Runde 3	0:49,087	0:17,627	0:50,641	0:51,180	0:49,785
Runde 4	0:49,206	0:17,829	0:49,490	0:49,018	0:49,440
Runde 5	0:49,047	0:17,907	0:48,692	0:48,811	0:48,951
Runde 6	0:48,495	0:17,368	0:48,460	0:51,668	0:49,200
Runde 7	0:48,479	0:17,319	0:48,386	0:54,692	0:48,989
Runde 8	0:48,223	0:17,408	0:48,673	0:48,395	0:49,235
Runde 9	0:53,355	0:21,360	0:48,594	0:48,393	0:48,706
Runde 10	0:47,946	0:17,190	0:48,557	0:48,393	0:48,740
Runde 11	0:48,055	0:17,157	0:48,606	0:48,958	0:48,958
	0:16,025	0:14,873	0:16,135	0:16,218	0:16,218
	0:14,873	0:15,124	0:14,953	0:15,075	0:15,075

**DEUTSCHE KART-MEISTERSCHAFT**

**PRO KART WACKERSDORF**

**Round 2: 10 - 12 / 05 / 2019**



**DMSB-RegNr.:107/19**

**Warm Up Pre-Finale B DSKG (K22)**

Die schnellsten Zeiten

Ort	Nr. Fahrername	Zeit	Streckenl.	Ø Speed
Ziel	397 Trefflows, Davids	0:47,027	1190 m	91,1 km/h
Sektion 1	397 Trefflows, Davids	0:16,741	452 m	97,2 km/h
Sektion 2	310 Tröger, Tim	0:15,565	368 m	85,1 km/h
Sektion 3	397 Trefflows, Davids	0:14,584	370 m	91,3 km/h

Smr.387 Preibisch, Marius  
DEU

Bamberger Karttracing  
theoretisch mögliche Bestzeit 0:49,444

best	Ziel	Sektion 1	Sektion 2	Sektion 3
Runde 1	0:51,462	0:17,627	0:16,387	0:15,430
Runde 2	0:59,927	0:22,775	0:18,957	0:18,195
Runde 3	0:51,462	0:18,975	0:17,057	0:15,430
Runde 4	0:53,336	0:17,627	0:16,387	0:19,322

Ziel	Sektion 1	Sektion 2	Sektion 3	Ziel	Sektion 1	Sektion 2	Sektion 3	Ziel	Sektion 1	Sektion 2	Sektion 3

### Warm Up Pre-Finale A DSKC (K22)

Strecke / track: 1190m

started: 25 classified: 25 not classified: 0

Pos	Str. Nr.	Fahrer / Driver	Nation	Bewerber/Sponsor	Nation	Lizenz / Lizenz	Chassis/Motor/Reifen	Runden Laps	Differenz	Abstand Gap	beste Runde best Lap	in N. in L.	o beschw. e Speed
1	324	FRICTSCH, Valentino	DEU	BIREL ART RACING KSW	AUT	IKB1173038 BK102	Birel Art / TM / Vega	10			0:46,790	10	91,6 km/h
2	381	VAN WALSTIJN, Senna	NLD	SP Motor Sport	NLD	35961	Kart Republic / TM / Vega	10	0:00,101	0:00,101	0:46,891	10	91,4 km/h
3	333	KAPETANIDIS, Konstantin	DEU	Valier Motorsport	DEU	IKC1176574 KBF1063735	SODI / TM / Vega	11	0:00,531	0:00,430	0:47,321	10	90,5 km/h
4	391	FUNDA, Marcus	AUT	ZANCHI MOTORSPORT	ITA	JK2051 398793	GP Racing / TM / Vega	10	0:00,698	0:00,167	0:47,488	10	90,2 km/h
5	329	VILLAGOMEZ, Rafael	MEX	BIREL ART RACING KSW	AUT	0525 BK102	Birel Art / TM / Vega	11	0:00,723	0:00,025	0:47,513	10	90,2 km/h
6	334	CLEVERT, Lauren-Alexan	DEU	Kartshop Ampfing	DEU	IKC1173645 KBF1108764	Tony Kart / TM / Vega	10	0:00,724	0:00,001	0:47,514	9	90,2 km/h
7	345	LAGERSTROM, Linus	SWE	Linus Lagerstrom	SWE	199409301211 199409301216	CRG / TM / Vega	11	0:00,742	0:00,018	0:47,532	10	90,1 km/h
8	328	HOFMANN, Benedikt	DEU	BIREL ART RACING KSW	AUT	IKC1166634 BK102	Birel Art / TM / Vega	10	0:00,830	0:00,088	0:47,620	7	90,0 km/h
9	330	BOS, Jeroen	NLD	CRG Holland	NLD	21799 15521	CRG / TM / Vega	11	0:00,882	0:00,052	0:47,672	11	89,9 km/h
10	311	MOITZI, Philipp	AUT	KSB Racing Team	AUT	JK2029 BK002	Kosmic / Vortex / Vega	11	0:00,900	0:00,018	0:47,690	10	89,8 km/h
11	306	WALTER, Andre	DEU	Solgat Motorsport	DEU	IKC1161930 KBF1079882	Birel Art / TM / Vega	11	0:00,912	0:00,012	0:47,702	10	89,8 km/h
12	398	FETZER, Dennis	DEU	SRP Racing Team	DEU	IKC1157082 KBF1156791	Maranello / TM / Vega	10	0:00,917	0:00,005	0:47,707	8	89,8 km/h
13	325	DAM, Benjamin	AUT	BIREL ART RACING KSW	AUT	JK2019 BK102	Birel Art / TM / Vega	10	0:00,942	0:00,025	0:47,732	10	89,8 km/h
14	323	STUMPF, Stephen	DEU	Solgat Motorsport	DEU	IKC1106930 KBF1079882	Birel Art / TM / Vega	10	0:00,952	0:00,010	0:47,742	9	89,7 km/h
15	320	DE SANTIS, Raffaele	ITA	SRP Racing Team	DEU	355295 KBF1156791	Maranello / TM / Vega	10	0:00,959	0:00,007	0:47,749	10	89,7 km/h
16	312	COLAKOVIC, Nermin	DEU	Solgat Motorsport	DEU	UB1165480 KBF1079882	Birel Art / TM / Vega	10	0:00,985	0:00,026	0:47,775	8	89,7 km/h
17	383	POTMAN, Mark	NLD	CRG Holland	NLD	30972 15521	CRG / TM / Vega	11	0:00,994	0:00,009	0:47,784	10	89,7 km/h
18	369	DREWING, Pascal	DEU	Valier Motorsport	DEU	IKC1147574 KBF1063735	SODI / TM / Vega	10	0:01,028	0:00,034	0:47,818	9	89,6 km/h
19	322	FREDRIKSSON, Lucas	SWE	JP Racing	SWE	20010829007 105	Exprit / Vortex / Vega	10	0:01,357	0:00,329	0:48,147	7	89,0 km/h
20	384	EBNER, Moritz	ITA	Markus Ebner	ITA	404081 403974	Energy / TM / Vega	8	0:01,752	0:00,395	0:48,542	5	88,3 km/h
21	327	JONSSON, Lukas	SWE	JP RACING	SWE	20000901795 105	Exprit / Vortex / Vega	10	0:01,844	0:00,092	0:48,634	10	88,1 km/h
22	316	UBER, Sebastian	DEU	RS-Motorsport	DEU	IKB1117990 KBF1104126	CRG / Modena / Vega	7	0:02,051	0:00,207	0:48,841	7	87,7 km/h
23	318	WALTER, Luca	DEU	Luca Walter	DEU	IKC1140650 IKC1140650	Alpha Karting / TM / Vega	3	0:04,149	0:02,098	0:50,939	3	84,1 km/h
24	326	REIBÖCK, Lukas	AUT	BIREL ART RACING KSW	AUT	JK2158 BK102	Birel Art / TM / Vega	1	0:04,445	0:00,296	0:51,235	1	83,6 km/h
25	390	GREIF, Toni	DEU	Solgat Motorsport	DEU	IKB1096240 KBF1079882	Birel Art / TM / Vega	2	0:15,663	0:11,218	1:02,453	2	68,6 km/h

Rennleitung: Volker Ehekircher Racedirektor: Horst Seidel

Sportkommissare: Nikolas Spaderna / Ulrich Bell / Franz-Josef Serr

Techn. Kommissare: Hans-Jürgen Dangers / A. Sengpiel / M. Grasshoff / C. Schmidt / J. Lawinger / M. Ambrosius

Zeitnahme: KART-DATA timing service Franz Schieszler






**DEUTSCHE KART-MEISTERSCHAFT**

**Round 2: 10 - 12 / 05 / 2019**

**PRO KART WACKERSDORF**




**DMSB**

DMSB-RegNr:107/19

### Warm Up Pre-Finale A DSKC (KZZ)

Fahrername Driver	Fritsch Valentino	Van Walstijn Senna	Kapetanidis Konstantin	Funda Marcus	Villagomez Rafael	Lauren- Alexander	Lagerstrom Linus	Hofmann Benedikt	Bos Jeroen	Moitzi Philipp	Walter Andre	Fetzer Dennis
schnellste Runde in Runde	0:46,790 Rn. 10	0:46,891 Rn. 10	0:47,321 Rn. 10	0:47,488 Rn. 10	0:47,513 Rn. 10	0:47,514 Rn. 9	0:47,532 Rn. 10	0:47,620 Rn. 7	0:47,672 Rn. 11	0:47,690 Rn. 10	0:47,702 Rn. 10	0:47,707 Rn. 8
Speed	91,6 km/h	91,4 km/h	90,5 km/h	90,2 km/h	90,2 km/h	90,2 km/h	90,1 km/h	90,0 km/h	89,9 km/h	89,8 km/h	89,8 km/h	89,8 km/h
Lap 1	1:05,808	0:55,825	0:56,483	1:02,886	1:07,595	0:57,514	0:59,881	1:03,415	1:00,741	0:54,210	0:55,808	0:59,373
Lap 2	0:59,166	0:51,834	0:50,738	0:54,219	0:52,600	0:51,070	0:53,446	0:51,930	0:55,468	0:50,534	0:53,531	0:54,197
Lap 3	0:48,693	0:51,237	0:49,226	0:49,175	0:54,664	0:49,598	0:50,488	0:49,152	0:51,894	0:52,496	0:50,996	0:51,121
Lap 4	0:48,845	0:51,058	0:48,665	0:48,693	0:48,670	0:48,299	0:50,077	0:48,274	0:49,230	0:48,786	0:49,372	0:50,117
Lap 5	0:50,534	0:47,498	0:48,354	0:48,290	0:48,565	0:48,011	0:48,769	0:48,315	0:48,239	0:49,902	0:48,680	0:49,095
Lap 6	0:47,201	0:47,161	0:47,901	0:48,101	0:47,974	0:47,667	0:48,521	0:48,019	0:48,051	0:48,020	0:48,375	0:48,225
Lap 7	0:47,383	0:47,308	0:47,854	0:47,989	0:48,017	0:47,772	0:48,815	0:47,620	0:47,848	0:47,905	0:50,299	0:48,095
Lap 8	0:46,937	0:49,758	0:47,771	0:47,652	0:47,714	0:48,180	0:47,936	0:48,154	0:47,796	0:48,300	0:48,200	0:47,707
Lap 9	0:53,678	0:46,933	0:48,072	0:47,734	0:48,039	0:47,514	0:48,069	0:47,680	0:47,910	0:47,812	0:48,059	0:47,959
Lap 10	0:46,790	0:46,891	0:47,321	0:47,488	0:47,513	0:49,259	0:47,532	0:47,638	0:47,719	0:47,690	0:47,702	0:47,736
Lap 11			0:48,066		0:49,857		0:47,582		0:47,672	0:47,701	0:47,877	






**DEUTSCHE KART-MEISTERSCHAFT**

**Round 2: 10 - 12 / 05 / 2019**

**PRO KART WACKERSDORF**

**Raceland**



DMSB-RegNr.:107/19

### Warm Up Pre-Finale A DSKC (KZ2)

Fahrername Driver	Dam Benjamin	Stumpf Stephen	De Santis Raffaele	Colakovic Nermin	Potman Mark	Drawing Pascal	Fredriksson Lucas	Ebner Moritz	Jonsson Lukas	Uber Sebastian	Walter Luca	Reiböck Lukas
schnellste Runde in Runde	0:47,732 Rn. 10 89,8 km/h	0:47,742 Rn. 9 89,7 km/h	0:47,749 Rn. 10 89,7 km/h	0:47,775 Rn. 8 89,7 km/h	0:47,784 Rn. 10 89,7 km/h	0:47,818 Rn. 9 89,6 km/h	0:48,147 Rn. 7 89,0 km/h	0:48,542 Rn. 5 88,3 km/h	0:48,634 Rn. 10 88,1 km/h	0:48,841 Rn. 7 87,7 km/h	0:50,939 Rn. 3 84,1 km/h	0:51,235 Rn. 1 83,6 km/h
Speed	<u>0:54,111</u>	<u>0:50,456</u>	<u>0:49,680</u>	<u>0:49,356</u>	<u>0:48,691</u>	<u>0:48,107</u>	<u>0:48,861</u>	<u>0:48,309</u>	<u>0:47,892</u>	<u>0:47,732</u>	<u>0:50,736</u>	<u>0:51,235</u>
Lap 1	1:01,468	1:05,247	1:00,475	1:01,036	1:00,539	1:03,043	0:56,119	1:02,778	1:32,819	1:03,562	0:51,235	
Lap 2	0:54,151	0:55,368	0:52,194	0:54,800	0:53,564	0:53,285	0:50,264	0:53,344	1:55,474	0:56,323		
Lap 3	0:57,242	0:51,109	0:49,754	0:50,101	0:49,486	0:49,265	0:49,351	0:49,887	0:54,794	<u>0:50,939</u>		
Lap 4	0:49,290	0:49,458	0:50,741	0:50,543	0:48,935	0:49,575	0:48,701	0:49,616	0:50,848			
Lap 5	0:48,904	0:48,870	0:48,108	0:48,750	0:48,603	0:48,467	<u>0:48,542</u>	0:49,524	0:52,308			
Lap 6	0:53,168	0:48,608	0:48,088	0:48,434	0:48,244	0:48,512	0:48,944	0:49,096	0:48,858			
Lap 7	0:47,848	0:47,933	0:53,312	0:52,374	0:48,069	<u>0:48,147</u>	0:50,128	0:49,099	0:49,185			
Lap 8	0:49,054	0:49,059	<u>0:47,775</u>	0:48,242	0:47,993	0:49,077	2:03,498	0:49,185	<u>0:48,841</u>			
Lap 9	0:47,742	0:48,290	0:48,290	0:47,905	0:47,818	0:48,208		0:49,238				
Lap 10	<u>0:47,732</u>	<u>0:47,749</u>	<u>0:47,749</u>	<u>0:49,447</u>	<u>0:47,784</u>	<u>0:51,406</u>		<u>0:48,634</u>				
Lap 11				0:48,869								









**DEUTSCHE KART-MEISTERSCHAFT**



**Round 2: 10 - 12 / 05 / 2019**






**PRO KART WACKERSDORF**

**DMSB**

DMSB-RegNr.:107/19

## Warm Up Pre-Finale A DSKC (KZ2)

Fahrername Driver	Greif Toni
schnellste Runde in Runde	1:02,453 Rn. 2
Speed	68,6 km/h
Lap 1	1:03,271
Lap 2	<u>1:02,453</u>
Lap 3	
Lap 4	
Lap 5	
Lap 6	
Lap 7	
Lap 8	
Lap 9	
Lap 10	
Lap 11	

**DEUTSCHE KART-MEISTERSCHAFT**

**Round 2: 10 - 12 / 05 / 2019**

**PRO KART WACKERSDORF**

**DMSB**

**DMSB-RegNr.:107/19**

## Warm Up Pre-Finale A DSKC (K22)

Ziel		Sektion 1		Sektion 2		Sektion 3	
Fahrername	Zeit	Fahrername	Zeit	Fahrername	Zeit	Fahrername	Zeit
1 324 Fritsch,Valentino	0:46,790	324 Fritsch,Valentino	0:16,719	381 Van Walstijn,Senna	0:15,455	324 Fritsch,Valentino	0:14,484
2 381 Van Walstijn,Senna	0:46,891	381 Van Walstijn,Senna	0:16,843	324 Fritsch,Valentino	0:15,548	381 Van Walstijn,Senna	0:14,512
3 333 Kapetanidis,Konstantin	0:47,321	334 Clevert,Lauren-Alexandre	0:16,888	345 Lagerstrom,Linus	0:15,684	333 Kapetanidis,Konstantin	0:14,663
4 391 Funda,Marcus	0:47,488	391 Funda,Marcus	0:16,945	398 Fetzer,Dennis	0:15,696	329 Villagomez,Rafael	0:14,719
5 329 Villagomez,Rafael	0:47,513	333 Kapetanidis,Konstantin	0:16,958	333 Kapetanidis,Konstantin	0:15,697	328 Hofmann,Benedikt	0:14,731
6 334 Clevert,Lauren-Alexandre	0:47,514	345 Lagerstrom,Linus	0:16,997	391 Funda,Marcus	0:15,711	312 Colakovic,Nermin	0:14,746
7 345 Lagerstrom,Linus	0:47,532	329 Villagomez,Rafael	0:17,003	320 De Santis,Raffaele	0:15,743	325 Dam,Benjamin	0:14,747
8 328 Hofmann,Benedikt	0:47,620	383 Potman,Mark	0:17,016	383 Potman,Mark	0:15,749	330 Bos,Jeroen	0:14,754
9 330 Bos,Jeroen	0:47,672	398 Fetzer,Dennis	0:17,052	334 Clevert,Lauren-Alexandre	0:15,766	334 Clevert,Lauren-Alexandre	0:14,756
10 311 Moitzi,Philipp	0:47,690	328 Hofmann,Benedikt	0:17,057	329 Villagomez,Rafael	0:15,771	306 Walter,Andre	0:14,757
11 306 Walter,Andre	0:47,702	369 Drowing,Pascal	0:17,065	323 Stumpf,Stephen	0:15,773	345 Lagerstrom,Linus	0:14,776
12 398 Fetzer,Dennis	0:47,707	311 Moitzi,Philipp	0:17,071	328 Hofmann,Benedikt	0:15,781	398 Fetzer,Dennis	0:14,777
13 325 Dam,Benjamin	0:47,732	325 Dam,Benjamin	0:17,110	306 Walter,Andre	0:15,789	311 Moitzi,Philipp	0:14,790
14 323 Stumpf,Stephen	0:47,742	330 Bos,Jeroen	0:17,111	311 Moitzi,Philipp	0:15,796	323 Stumpf,Stephen	0:14,801
15 320 De Santis,Raffaele	0:47,749	323 Stumpf,Stephen	0:17,133	330 Bos,Jeroen	0:15,801	369 Drowing,Pascal	0:14,808
16 312 Colakovic,Nermin	0:47,775	306 Walter,Andre	0:17,147	312 Colakovic,Nermin	0:15,827	322 Fredriksson,Lucas	0:14,813
17 383 Potman,Mark	0:47,784	320 De Santis,Raffaele	0:17,159	369 Drowing,Pascal	0:15,852	391 Funda,Marcus	0:14,823
18 369 Drowing,Pascal	0:47,818	312 Colakovic,Nermin	0:17,202	325 Dam,Benjamin	0:15,875	320 De Santis,Raffaele	0:14,847
19 322 Fredriksson,Lucas	0:48,147	322 Fredriksson,Lucas	0:17,326	322 Fredriksson,Lucas	0:15,921	383 Potman,Mark	0:14,878
20 384 Ebner,Moritz	0:48,542	384 Ebner,Moritz	0:17,384	384 Ebner,Moritz	0:16,010	384 Ebner,Moritz	0:14,923
21 327 Jonsson,Lukas	0:48,634	327 Jonsson,Lukas	0:17,480	327 Jonsson,Lukas	0:16,115	327 Jonsson,Lukas	0:14,989
22 316 Uber,Sebastian	0:48,841	316 Uber,Sebastian	0:17,585	316 Uber,Sebastian	0:16,179	316 Uber,Sebastian	0:15,005
23 318 Walter,Luca	0:50,939	318 Walter,Luca	0:18,989	318 Walter,Luca	0:16,637	326 Reiböck,Lukas	0:15,235
24 326 Reiböck,Lukas	0:51,235	326 Reiböck,Lukas	0:19,030	326 Reiböck,Lukas	0:16,970	318 Walter,Luca	0:15,313
25 390 Greif,Toni	1:02,453	390 Greif,Toni	0:21,232	390 Greif,Toni	0:20,001	390 Greif,Toni	0:18,846






DEUTSCHE KART-MEISTERSCHAFT

Round 2: 10 - 12 / 05 / 2019

PRO KART WACKERSDORF

Race-land



DMSB-RegNr.:107/19

### Warm Up Pre-Finale A DSKG (KZZ)

Die schnellsten Zeiten

Ort	Nr. Fahrername	Zeit	Streckenl.	Ø Speed
Ziel	324 Fritsch, Valentino	0:46,790	1190 m	91,6 km/h
Sektion 1	324 Fritsch, Valentino	0:16,719	452 m	97,3 km/h
Sektion 2	381 Van Walstijn, Senna	0:15,455	368 m	85,7 km/h
Sektion 3	324 Fritsch, Valentino	0:14,484	370 m	92,0 km/h

	Snr.324 Fritsch, Valentino DEU BIREL ART RACING KSW theoretisch mögliche Bestzeit 0:46,751	Snr.381 Van Walstijn, Senna MLD SP Motor Sport theoretisch mögliche Bestzeit 0:46,810	Snr.333 Kapetanidis, Konstantin DEU Valier Motorsport theoretisch mögliche Bestzeit 0:47,318	Snr.391 Funda, Marcus AUT ZANCHI MOTORSPORT theoretisch mögliche Bestzeit 0:47,479	Snr.329 Villagomez, Rafael MEX BIREL ART RACING KSW theoretisch mögliche Bestzeit 0:47,493
best	Ziel Sektion 1 Sektion 2 Sektion 3 0:46,790 0:16,719 0:15,548 0:14,484	Ziel Sektion 1 Sektion 2 Sektion 3 0:46,891 0:16,843 0:15,455 0:14,512	Ziel Sektion 1 Sektion 2 Sektion 3 0:47,321 0:16,958 0:15,697 0:14,663	Ziel Sektion 1 Sektion 2 Sektion 3 0:47,488 0:16,945 0:15,711 0:14,823	Ziel Sektion 1 Sektion 2 Sektion 3 0:47,513 0:17,003 0:15,771 0:14,719
Runde 1	1:05,808 0:24,984 0:22,184 0:18,640	0:55,825 0:20,696 0:18,142 0:16,987	0:56,483 0:22,784 0:17,931 0:15,768	1:02,886 0:23,669 0:20,821 0:18,396	1:07,595 0:24,969 0:23,839 0:18,787
Runde 2	0:59,166 0:21,546 0:20,809 0:16,811	0:51,834 0:18,947 0:17,419 0:15,468	0:50,738 0:18,377 0:17,070 0:15,291	0:54,219 0:20,866 0:17,734 0:15,619	0:52,600 0:20,843 0:16,602 0:15,155
Runde 3	0:48,693 0:17,548 0:16,165 0:14,980	0:51,237 0:17,770 0:16,863 0:16,604	0:49,226 0:17,636 0:16,525 0:15,065	0:49,175 0:17,731 0:16,280 0:15,164	0:54,664 0:17,804 0:16,787 0:20,073
Runde 4	0:48,845 0:17,089 0:15,869 0:15,887	0:51,058 0:17,395 0:18,451 0:15,212	0:48,665 0:17,420 0:16,179 0:15,066	0:48,693 0:17,437 0:16,045 0:15,211	0:48,670 0:17,539 0:16,081 0:15,050
Runde 5	0:50,534 0:19,184 0:16,592 0:14,758	0:47,498 0:17,072 0:15,748 0:14,678	0:48,354 0:17,313 0:16,092 0:14,949	0:48,290 0:17,288 0:15,960 0:15,042	0:48,565 0:17,417 0:16,142 0:15,006
Runde 6	0:47,201 0:16,950 0:15,653 0:14,598	0:47,161 0:16,975 0:15,640 0:14,546	0:47,901 0:17,136 0:15,874 0:14,891	0:48,101 0:17,187 0:15,930 0:14,984	0:47,974 0:17,214 0:15,956 0:14,804
Runde 7	0:47,383 0:16,895 0:15,601 0:14,887	0:47,308 0:16,899 0:15,753 0:14,656	0:47,854 0:17,162 0:15,911 0:14,781	0:47,989 0:17,089 0:15,917 0:14,983	0:48,017 0:17,194 0:15,900 0:14,923
Runde 8	0:46,937 0:16,895 0:15,558 0:14,484	0:49,758 0:18,182 0:16,205 0:15,371	0:47,771 0:17,079 0:15,860 0:14,832	0:47,652 0:17,059 0:15,770 0:14,823	0:47,714 0:17,124 0:15,771 0:14,819
Runde 9	0:53,678 0:19,789 0:18,130 0:15,759	0:46,933 0:16,858 0:15,563 0:14,512	0:48,072 0:17,080 0:16,144 0:14,848	0:47,734 0:17,064 0:15,756 0:14,914	0:48,039 0:17,120 0:16,028 0:14,891
Runde 10	0:46,790 0:16,719 0:15,548 0:14,523	0:46,891 0:16,843 0:15,455 0:14,593	0:47,321 0:16,958 0:15,700 0:14,663	0:47,488 0:16,945 0:15,711 0:14,832	0:47,513 0:17,003 0:15,791 0:14,719
Runde 11			0:48,066 0:17,023 0:15,697 0:15,346		0:49,857 0:17,316 0:16,037 0:16,504






**DEUTSCHE KART-MEISTERSCHAFT**

**Round 2: 10 - 12 / 05 / 2019**

**PRO KART WACKERSDORF**

*Raceland*

**DMSB-RegNr.:107/19**

**Warm Up Pre-Finale A DSKG (K22)**

Die schnellsten Zeiten

Ort	Nr. Fahrername	Zeit	Streckenl.	Ø Speed
Ziel	324 Fritsch, Valentin	0:46,790	1190 m	91,6 km/h
Sektion 1	324 Fritsch, Valentin	0:16,719	452 m	97,3 km/h
Sektion 2	381 Van Walsijjn, Senna	0:15,455	368 m	85,7 km/h
Sektion 3	324 Fritsch, Valentin	0:14,484	370 m	92,0 km/h

	Smr.334 Clevert,Lauren-Alexander DEU Kartshop Ampfing			Smr.345 Lagerstrom,Linus SWE Linus Lagerstrom			Smr.328 Hofmann,Benedikt DEU BIREL ART RACING KSW			Smr.330 Bos,Jeroen NLD CRG Holland			Smr.311 Moitzi,Philipp AUT KSB Racing Team			
	theoretisch mögliche Bestzeit	Ziel	best	theoretisch mögliche Bestzeit	Ziel	best	theoretisch mögliche Bestzeit	Ziel	best	theoretisch mögliche Bestzeit	Ziel	best	theoretisch mögliche Bestzeit	Ziel	best	
Runde 1	0:16,283	0:18,819	0:22,412	0:16,710	0:20,594	0:22,577	0:16,710	0:20,237	0:19,099	0:19,442	0:20,519	0:17,641	0:16,050	0:17,071	0:20,519	0:17,641
Runde 2	0:15,151	0:16,616	0:19,303	0:15,716	0:18,165	0:19,565	0:15,716	0:16,987	0:15,499	0:17,981	0:18,448	0:16,582	0:15,504	0:17,071	0:18,448	0:16,582
Runde 3	0:15,137	0:16,507	0:17,954	0:15,683	0:16,670	0:18,135	0:15,683	0:16,297	0:15,032	0:16,760	0:17,586	0:16,495	0:15,415	0:17,071	0:17,586	0:16,495
Runde 4	0:14,938	0:15,971	0:17,390	0:15,484	0:16,421	0:18,172	0:15,484	0:15,985	0:14,945	0:16,201	0:17,607	0:16,161	0:15,018	0:17,071	0:17,607	0:16,161
Runde 5	0:14,904	0:15,935	0:17,172	0:14,951	0:16,096	0:17,722	0:14,951	0:15,978	0:14,884	0:15,963	0:17,969	0:16,875	0:15,058	0:17,071	0:17,969	0:16,875
Runde 6	0:14,820	0:15,766	0:17,081	0:14,870	0:16,056	0:17,595	0:14,870	0:14,782	0:14,782	0:15,863	0:17,236	0:15,888	0:14,896	0:17,071	0:17,236	0:15,888
Runde 7	0:14,982	0:15,899	0:16,891	0:14,918	0:16,155	0:17,642	0:14,918	0:15,790	0:14,765	0:15,861	0:17,224	0:15,820	0:14,861	0:17,071	0:17,224	0:15,820
Runde 8	0:14,758	0:15,892	0:17,530	0:14,758	0:15,839	0:17,179	0:14,758	0:15,982	0:14,939	0:15,810	0:17,518	0:15,859	0:14,923	0:17,071	0:17,518	0:15,859
Runde 9	0:14,756	0:15,870	0:16,888	0:14,843	0:16,008	0:17,218	0:14,843	0:15,781	0:14,731	0:15,856	0:17,169	0:15,796	0:14,847	0:17,071	0:17,169	0:15,796
Runde 10	0:15,995	0:15,784	0:17,480	0:14,776	0:15,759	0:16,997	0:14,776	0:15,849	0:14,732	0:15,801	0:17,071	0:15,803	0:14,816	0:17,071	0:17,071	0:15,803
Runde 11				0:14,826	0:15,684	0:17,072	0:14,826	0:14,732	0:14,732	0:15,807	0:17,098	0:15,813	0:14,790	0:17,071	0:17,098	0:15,813





DEUTSCHE KART-MEISTERSCHAFT

Round 2: 10 - 12 / 05 / 2019

PRO KART WACKERSDORF

Race-land



DMSB-RegNr.:107/19

Warm Up Pre-Finale A DSKG (K22)

Die schnellsten Zeiten

Ort	Nr. Fahrername	Zeit	Streckenl.	Ø Speed
Ziel	324 Fritsch, Valentin	0:46,790	1190 m	91,6 km/h
Sektion 1	324 Fritsch, Valentin	0:16,719	452 m	97,3 km/h
Sektion 2	381 Van Walskrijn, Senna	0:15,455	368 m	85,7 km/h
Sektion 3	324 Fritsch, Valentin	0:14,484	370 m	92,0 km/h

	Snr.306 Walter, Andre DEU Solgat Motorsport			Snr.398 Fetzer, Dennis DEU SRP Racing Team			Snr.325 Dam, Benjamin AUT BIREL ART RACING KSW			Snr.323 Stumpf, Stephen DEU Solgat Motorsport			Snr.320 De Samis, Raffaele ITA SRP Racing Team							
	theoretisch mögliche Bestzeit	Ziel	Bestzeit	theoretisch mögliche Bestzeit	Ziel	Bestzeit	theoretisch mögliche Bestzeit	Ziel	Bestzeit	theoretisch mögliche Bestzeit	Ziel	Bestzeit	theoretisch mögliche Bestzeit	Ziel	Bestzeit					
best	0:47,702	0:17,147	0:15,789	0:14,757	0:47,707	0:17,052	0:15,696	0:14,777	0:47,732	0:17,110	0:15,875	0:14,747	0:47,742	0:17,133	0:15,773	0:14,801	0:47,749	0:17,159	0:15,743	0:14,847
Runde 1	0:55,808	0:21,216	0:18,479	0:16,113	0:59,373	0:23,915	0:18,715	0:16,743	0:54,111	0:20,339	0:17,906	0:15,866	1:01,468	0:23,709	0:19,885	0:17,874	1:05,247	0:25,157	0:21,265	0:18,825
Runde 2	0:53,531	0:19,345	0:18,399	0:15,787	0:54,197	0:20,961	0:17,389	0:15,847	0:50,456	0:18,363	0:16,679	0:15,414	0:54,151	0:19,942	0:17,989	0:16,220	0:55,368	0:21,070	0:18,459	0:15,839
Runde 3	0:50,996	0:18,359	0:16,991	0:15,646	0:51,121	0:18,348	0:17,336	0:15,437	0:49,680	0:17,890	0:16,491	0:15,299	0:57,242	0:20,052	0:17,106	0:20,084	0:51,109	0:18,976	0:16,781	0:15,352
Runde 4	0:49,372	0:17,695	0:16,333	0:15,344	0:50,117	0:18,432	0:16,386	0:15,299	0:49,356	0:17,953	0:16,216	0:15,187	0:49,290	0:18,045	0:16,261	0:14,984	0:49,458	0:17,948	0:16,313	0:15,197
Runde 5	0:48,680	0:17,542	0:16,082	0:15,056	0:49,095	0:17,764	0:16,236	0:15,095	0:48,691	0:17,486	0:16,178	0:15,027	0:48,904	0:17,310	0:16,503	0:15,091	0:48,870	0:17,467	0:16,209	0:15,194
Runde 6	0:48,375	0:17,379	0:15,956	0:15,040	0:48,225	0:17,341	0:15,932	0:14,952	0:48,107	0:17,323	0:15,975	0:14,809	0:53,168	0:17,471	0:17,573	0:18,124	0:48,608	0:17,376	0:16,303	0:14,929
Runde 7	0:50,299	0:19,220	0:16,145	0:14,934	0:48,095	0:17,255	0:15,910	0:14,930	0:48,861	0:17,586	0:16,085	0:15,190	0:47,848	0:17,133	0:15,875	0:14,840	0:47,933	0:17,194	0:15,805	0:14,934
Runde 8	0:48,200	0:17,258	0:15,965	0:14,977	0:47,707	0:17,234	0:15,696	0:14,777	0:48,309	0:17,312	0:16,121	0:14,876	0:49,054	0:17,181	0:16,995	0:14,878	0:49,059	0:17,737	0:16,386	0:14,936
Runde 9	0:48,059	0:17,226	0:15,852	0:14,981	0:47,959	0:17,052	0:16,041	0:14,866	0:47,892	0:17,161	0:15,958	0:14,773	0:47,742	0:17,168	0:15,773	0:14,801	0:48,290	0:17,205	0:16,064	0:15,021
Runde 10	0:47,702	0:17,156	0:15,789	0:14,757	0:47,736	0:17,211	0:15,721	0:14,804	0:47,732	0:17,110	0:15,875	0:14,747	0:50,736	0:17,664	0:15,853	0:17,219	0:47,749	0:17,159	0:15,743	0:14,847
Runde 11	0:47,877	0:17,147	0:15,844	0:14,886																






**DEUTSCHE KART-MEISTERSCHAFT**

**Round 2: 10 - 12 / 05 / 2019**

**PRO KART WACKERSDORF**

**DMSB**

**Raceland**

**DMSB-RegNr.:107/19**

**Warm Up Pre-Finale A DSKG (K22)**

Die schnellsten Zeiten

Ort	Nr. Fahrername	Zeit	Streckenl.	Ø Speed
Ziel	324 Fritsch, Valentin	0:46,790	1190 m	91,6 km/h
Sektion 1	324 Fritsch, Valentin	0:16,719	452 m	97,3 km/h
Sektion 2	381 Van Walskrijn, Senna	0:15,455	368 m	85,7 km/h
Sektion 3	324 Fritsch, Valentin	0:14,484	370 m	92,0 km/h

	Snr.312 Colakovic, Nermin DEU Solgat Motorsport	Snr.383 Potman, Mark NLD CRG Holland	Snr.369 Drowing, Pascal DEU Valier Motorsport	Snr.322 Fredriksson, Lucas SWE JP Racing	Snr.384 Ebner, Moritz ITA Markus Ebner
	theoretisch mögliche Bestzeit 0:47,775	theoretisch mögliche Bestzeit 0:47,643	theoretisch mögliche Bestzeit 0:47,725	theoretisch mögliche Bestzeit 0:48,060	theoretisch mögliche Bestzeit 0:48,317
best	Ziel Sektion 1 Sektion 2 Sektion 3 0:47,775 0:17,202 0:15,827 0:14,746	Ziel Sektion 1 Sektion 2 Sektion 3 0:47,784 0:17,016 0:15,749 0:14,878	Ziel Sektion 1 Sektion 2 Sektion 3 0:47,818 0:17,065 0:15,852 0:14,808	Ziel Sektion 1 Sektion 2 Sektion 3 0:48,147 0:17,326 0:15,921 0:14,813	Ziel Sektion 1 Sektion 2 Sektion 3 0:48,542 0:17,384 0:16,010 0:14,923
Runde 1	1:00,475 0:22,832 0:19,092 0:18,551	1:01,036 0:23,638 0:20,004 0:17,394	1:00,539 0:24,602 0:18,889 0:17,048	1:03,043 0:25,558 0:20,032 0:17,453	0:56,119 0:22,653 0:17,749 0:15,717
Runde 2	0:52,194 0:19,918 0:16,948 0:15,328	0:54,800 0:20,048 0:18,984 0:15,768	0:53,564 0:20,838 0:17,347 0:15,379	0:53,285 0:20,332 0:17,381 0:15,572	0:50,264 0:18,228 0:16,431 0:15,605
Runde 3	0:49,754 0:17,730 0:16,362 0:15,662	0:50,101 0:18,096 0:16,531 0:15,474	0:49,486 0:17,829 0:16,441 0:15,216	0:49,265 0:17,865 0:16,262 0:15,138	0:49,351 0:17,706 0:16,317 0:15,328
Runde 4	0:50,741 0:19,633 0:16,141 0:14,967	0:50,543 0:18,301 0:16,740 0:15,502	0:48,935 0:17,476 0:16,295 0:15,164	0:49,575 0:18,155 0:16,364 0:15,056	0:48,701 0:17,608 0:16,089 0:15,004
Runde 5	0:48,108 0:17,324 0:15,977 0:14,807	0:48,750 0:17,616 0:16,100 0:15,034	0:48,603 0:17,365 0:16,143 0:15,095	0:48,467 0:17,389 0:16,108 0:14,970	0:48,542 0:17,565 0:16,030 0:14,947
Runde 6	0:48,088 0:17,230 0:16,071 0:14,787	0:48,434 0:17,332 0:16,099 0:15,003	0:48,244 0:17,304 0:16,048 0:14,892	0:48,512 0:17,652 0:15,979 0:14,881	0:48,944 0:17,384 0:16,637 0:14,923
Runde 7	0:53,312 0:17,451 0:17,438 0:18,423	0:52,374 0:17,354 0:18,288 0:16,732	0:48,069 0:17,211 0:15,902 0:14,838	0:48,147 0:17,326 0:15,921 0:14,900	0:50,128 0:18,196 0:16,010 0:15,922
Runde 8	0:47,775 0:17,202 0:15,827 0:14,746	0:48,242 0:17,298 0:16,048 0:14,896	0:47,993 0:17,276 0:15,879 0:14,808	0:49,077 0:17,914 0:16,301 0:14,862	2:03,498 1:32,341 0:16,104 0:15,053
Runde 9	0:50,556 0:17,408 0:17,576 0:15,572	0:47,905 0:17,081 0:15,941 0:14,883	0:47,818 0:17,065 0:15,945 0:14,808	0:48,208 0:17,369 0:16,026 0:14,813	
Runde 10	0:49,447 0:17,207 0:15,864 0:16,376	0:47,784 0:17,157 0:15,749 0:14,878	0:47,939 0:17,119 0:15,852 0:14,968	0:51,406 0:20,302 0:16,175 0:14,929	
Runde 11		0:48,869 0:17,016 0:15,816 0:16,037			






**DEUTSCHE KART-MEISTERSCHAFT**

**PRO KART WACKERSDORF**

**Round 2: 10 - 12 / 05 / 2019**

**PRO KART WACKERSDORF**

**DMSB**

DMSB-RegNr.:107/19

**Warm Up Pre-Finale A DSKG (K22)**

Die schnellsten Zeiten

Ort	Nr. Fahrername	Zeit	Streckenl.	Ø Speed
Ziel	324 Fritsch, Valentin	0:46,790	1190 m	91,6 km/h
Sektion 1	324 Fritsch, Valentin	0:16,719	452 m	97,3 km/h
Sektion 2	381 Van Walsstijn, Senna	0:15,455	368 m	85,7 km/h
Sektion 3	324 Fritsch, Valentin	0:14,484	370 m	92,0 km/h

	Smr.327 Jonsson,Lukas SWE JP RACING	Smr.316 Uber,Sebastian DEU RS-Motorsport	Smr.318 Walter,Luca DEU Luca Walter	Smr.326 Reiböck,Lukas AUT BIREL ART RACING KSW	Smr.390 Greif,Toni DEU Solgat Motorsport
	theoretisch mögliche Bestzeit 0:48,584	theoretisch mögliche Bestzeit 0:48,769	theoretisch mögliche Bestzeit 0:50,939	theoretisch mögliche Bestzeit 0:51,235	theoretisch mögliche Bestzeit 1:00,079
best	Ziel 0:48,634 Sektion 1 0:17,480 Sektion 2 0:16,115 Sektion 3 0:14,989	Ziel 0:48,841 Sektion 1 0:17,585 Sektion 2 0:16,179 Sektion 3 0:15,005	Ziel 0:50,939 Sektion 1 0:18,989 Sektion 2 0:16,637 Sektion 3 0:15,313	Ziel 0:51,235 Sektion 1 0:19,030 Sektion 2 0:16,970 Sektion 3 0:15,235	Ziel 1:02,453 Sektion 1 0:21,232 Sektion 2 0:20,001 Sektion 3 0:18,846
Runde 1	1:02,778 0:23,732 0:19,929 0:17,629 0:15,921	1:32,819 0:36,675 0:28,810 0:27,334	1:03,562 0:24,323 0:21,049 0:18,190	0:51,235 0:19,030 0:16,970 0:15,235	1:03,271 0:24,119 0:20,306 0:18,846
Runde 2	0:53,344 0:19,794 0:17,629 0:16,587 0:15,321	1:55,474 1:13,975 0:21,823 0:19,676	0:56,323 0:21,739 0:17,868 0:16,716		1:02,453 0:21,232 0:20,001 0:21,220
Runde 3	0:49,887 0:17,979 0:16,587 0:15,321	0:54,794 0:20,624 0:18,427 0:15,743	0:50,939 0:18,989 0:16,637 0:15,313		
Runde 4	0:49,616 0:17,834 0:16,380 0:15,402	0:50,848 0:18,020 0:16,773 0:16,055			
Runde 5	0:49,524 0:17,681 0:16,543 0:15,300	0:52,308 0:20,223 0:16,776 0:15,309			
Runde 6	0:49,096 0:17,613 0:16,298 0:15,185	0:48,858 0:17,585 0:16,179 0:15,094			
Runde 7	0:49,099 0:17,670 0:16,115 0:15,314	0:48,841 0:17,653 0:16,183 0:15,005			
Runde 8	0:49,185 0:17,867 0:16,183 0:15,135				
Runde 9	0:49,238 0:17,515 0:16,295 0:15,428				
Runde 10	0:48,634 0:17,480 0:16,165 0:14,989				
Runde 11					

### Ranking Heats DSKC (KZ2)

Strecke / track: 1190m

fastest Race Lap from Davids Trefilovs in Heat 1 / Lap 8 in 0:47,084

Pos	Str. Nr.	Fahrer Driver	Nation	Bewerber/Sponsor	Nation	Lizenz B-Lizenz	Chassis/Motor/Reifen	Punkte Points	Quali POS	Lauf Heat	Pos	Punkte Points	Rn. Lp	Zeit Time	schnellste Runde fastest Lap	in Runde in Lap
1	329	VILLAGOMEZ, Rafael	MEX	BIREL ART RACING KSW	AUT	0525 BK102	Birel Art / TM / Vega	6	1	2	4	4	13	12:45,230 <u>10:29,906</u>	0:55,931 0:47,490	13 8
2	314	KINDERVATER, Robert	DEU	BIREL ART RACING KSW	AUT	IKC1133505 BK102	Birel Art / TM / Vega	6	3	1	4	4	13	10:41,626 12:34,404	0:47,326 0:54,972	9 13
3	390	GREIF, Toni	DEU	Solgat Motorsport	DEU	IKB1096240 KBF1079882	Birel Art / TM / Vega	6	16	2	3	3	13	12:36,519 <u>10:30,428</u>	0:49,343 0:47,355	13 9
4	382	RISOM, Valdemar	DNK	RS Competition	DNK	36523 36053	Tony Kart / Vortex / Vega	7	8	1	1	0	13	10:37,813 <u>10:37,813</u>	0:47,613 0:47,649	9 12
5	311	MOITZI, Philipp	AUT	KSB Racing Team	AUT	JK2029 BK002	Kosmic / Vortex / Vega	8	2	1	3	3	13	10:40,319 <u>10:37,019</u>	0:47,697 0:48,070	9 9
6	333	KAPETANIDIS, Konstantin	DEU	Valier Motorsport	DEU	IKC1176576 KBF1063735	SODI / TM / Vega	12	10	2	8	8	13	12:50,486 <u>10:34,003</u>	0:55,987 0:47,479	13 13
7	360	BAUMANN, Dominik	AUT	KSB Racing Team	AUT	JK 2124 BK 002	Kosmic Kart / / Vega	12	13	2	1	0	13	12:33,800 <u>10:38,783</u>	0:54,718 0:47,386	13 11
8	397	TREFILOVS, Davids	DEU	SRP Racing Team	DEU	IKC1147656 KBF1156791	Maranello / TM / Vega	15	23	1	9	9	13	10:47,103 <u>10:37,263</u>	0:47,084 0:47,203	8 8
9	315	LEHNER, Franz	AUT	BIREL ART RACING KSW	AUT	JK2150 BK102	Birel Art / TM / Vega	16	14	1	5	5	13	10:44,918 <u>10:38,674</u>	0:47,830 0:47,379	7 11
10	324	FRITSCH, Valentino	DEU	BIREL ART RACING KSW	AUT	IKB 1173038 BK102	Birel Art / TM / Vega	16	36	1	10	10	13	10:49,203 12:48,768	0:47,288 0:55,821	7 13
11	332	BEDNAR, Jan	CZE	GREGOR KART S.R.O.	CZE	19AS0152 338	CRG / TM / Vega	18	33	1	11	11	13	10:49,610 <u>10:38,674</u>	0:47,976 0:54,610	8 12
12	318	WALTER, Luca	DEU	Luca Walter	DEU	IKC1140650 IKC1140650	Alpha Karting / TM / Vega	20	4	2	7	11	13	12:58,904 <u>10:37,744</u>	0:55,104 0:47,976	13 7
13	323	STUMPF, Stephen	DEU	Solgat Motorsport	DEU	IKC1106930 KBF1079882	Birel Art / TM / Vega	20	28	2	5	5	13	12:47,787 <u>10:41,885</u>	0:55,511 0:47,255	13 13
14	310	TRÖGER, Tim	DEU	Mach1 Motorsport	DEU	IKC1132554 KBF1005514	Mach1 / TM / Vega	22	9	1	2	2	13	10:38,048 <u>10:34,772</u>	0:47,357 0:55,813	9 13
15	383	POTMAN, Mark	NLD	CRG Holland	NLD	30972 15521	CRG / TM / Vega	22	17	1	6	6	13	10:45,502 <u>10:43,633</u>	0:47,795 0:48,071	9 12
16	306	WALTER, Andre	DEU	Solgat Motorsport	DEU	IKC1161930 KBF1079882	Birel Art / TM / Vega	22	26	1	12	12	13	10:50,508 <u>10:38,486</u>	0:47,947 0:47,538	5 8
17	307	HIMMELS, Yannik	DEU	Valier Motorsport	DEU	IKC1147857 KBF1063735	SODI / TM / Vega	23	12	1	14	14	13	10:51,152 <u>10:51,152</u>	0:48,437 0:55,056	7 13
18	331	SCHRÖDER, Tim	DEU	Mach1 Motorsport	DEU	IKB1079850 KBF1005514	Mach1 / TM / Vega	27	5	1	13	13	13	10:50,948 <u>10:41,035</u>	0:48,222 0:47,926	7 13
19	381	VAN WALSTIJN, Senna	NLD	SP Motor Sport	NLD	35961	Kart Republic / TM / Vega	30	7	2	30	30	1	1:43,620 <u>10:28,205</u>	1:34,798 0:47,135	1 11
20	351	KREUTZ, Patrick	DEU	RS-Motorsport	DEU	IKB1101586 KBF1104126	CRG / TM / Vega	31	24	1	15	15	13	10:51,598 13:01,310	0:47,898 0:57,110	10 13
21	391	FUNDA, Marcus	AUT	ZANCI MOTORSPORT	ITA	JK2051 398793	GP Racing / TM / Vega	32	21	1	7	7	13	10:46,059 <u>13:05,618</u>	0:47,808 0:57,142	7 10
22	317	DRESEN, Andreas	DEU	SRP Racing Team	DEU	IKC1116375 KBF1156791	Maranello / TM / Vega	33	38	1	16	16	13	10:51,865 <u>10:43,878</u>	0:47,985 0:47,840	10 9
23	319	ELTER, Marc	DEU	CRG Holland	NLD	IKC1147174 15521	CRG / TM / Vega	35	42	1	17	17	13	10:52,452 <u>13:03,707</u>	0:47,795 0:55,367	7 13
24	334	CLEVERT, Lauren-Alexander	DEU	Kartshop Ampfing	DEU	IKC1173645 KBF1108764	Tony Kart / TM / Vega	36	25	2	23	23	13	13:20,296 <u>10:40,314</u>	0:55,026 0:47,432	12 13
25	330	BOS, Jeroen	NLD	CRG Holland	NLD	21799 15521	CRG / TM / Vega	36	34	2	28	28	10	10:10,107 <u>10:37,542</u>	0:52,922 0:47,461	9 7
26	316	UBER, Sebastian	DEU	RS-Motorsport	DEU	IKB1117990 KBF1104126	CRG / Modena / Vega	39	20	1	18	18	13	10:52,556 <u>10:47,249</u>	0:48,074 0:47,859	8 11
27	335	BEYERLEIN, Patrick	DEU	BEYMO-Karracing	DEU	IKC1041625 KBF1160795	CRG / TM / Vega	39	27	1	20	20	13	10:54,419 13:04,104	0:48,478 0:55,864	10 13
28	308	LOPEZ, Marc	ESP	CRG Keizer racing	NLD	0014 esp 28613	CRG / TM / Vega	39	43	2	21	21	13	13:07,503 <u>10:44,400</u>	0:56,420 0:47,841	13 7
29	369	DREWING, Pascal	DEU	Valier Motorsport	DEU	IKC1147574 KBF1063735	SODI / TM / Vega	41	29	1	8	8	13	10:46,578 -	0:48,068 -	9 -
30	355	SPECK, Luis Laurin	DEU	Tbkart Srl.	ITA	IKB1167417 297356	Tbkart / TM / Vega	41	39	1	19	19	13	10:53,366 13:14,715	0:47,786 0:57,363	10 12
31	389	LANGENBACHER, Marvin	DEU	RS-Motorsport	DEU	IKC1152544 KBF1104126	CRG / TM / Vega	41	48	1	29	29	11	9:08,762 <u>12:59,992</u>	0:47,884 0:56,859	7 12



**Ranking Heats DSKC (K22)**

Strecke / track: 1190m

fastest Race Lap from Davids Trefilovs in Heat 1 / Lap 8 in 0:47,084

Pos	Str. Nr.	Fahrer Driver	Nation	Bewerber/Sponsor	Nation	Lizenz B-Lizenz	Chassis/Motor/Reifen	Punkte Points	Quali POS	Lauf Heat	Pos	Punkte Points	Rn. Lp	Zeit Time	schnellste Runde fastest Lap	in Runde in Lap
32	398	FETZER, Dennis	DEU	SRP Racing Team	DEU	IKC1157082 KBF1156791	Maranello / TM / Vega	42	44	1	23	23	13	10:55,900	0:47,218	1
										3	19	19	13	<u>10:44,943</u>	0:47,602	10
33	325	DAM, Benjamin	AUT	BIREL ART RACING KSW	AUT	JK2019 BK102	Birel Art / TM / Vega	43	18	2	18	28	13	<u>10:57,792</u>	0:47,960	10
										1	25	15	13	13:01,196	0:56,610	12
34	358	GRAF, Adrian	DEU	Solgat Motorsport	DEU	IKC1126334 KBF179882	Birel Art / TM / Vega	43	30	1	31	33	DNS	-	-	-
										2	10	10	13	<u>12:56,571</u>	0:56,785	12
35	312	COLAKOVIC, Nermin	DEU	Solgat Motorsport	DEU	JB1165480 KBF1079882	Birel Art / TM / Vega	43	31	2	14	14	13	<u>13:01,183</u>	0:56,256	12
										3	29	-	-	0:04,723	-	-
36	387	PREIBISCH, Marius	DEU	Bamberger Karttracing	DEU	IKC1181135 KBF1197896	Lenzokart / LKE / Vega	44	35	1	21	21	13	10:55,131	0:48,463	10
										3	23	23	13	<u>10:48,545</u>	0:47,997	11
37	361	GEMMILL, Oliver	GBR	MK Racing	GBR	86136 273485	Tony Kart / Vortex / Vega	46	6	1	32	33	DNS	-	-	-
										2	13	13	13	<u>13:01,151</u>	0:57,382	12
38	322	FREDRIKSSON, Lucas	SWE	JP Racing	SWE	200108290073 105	Exprit / Vortex / Vega	46	37	2	24	24	13	13:26,955	0:58,113	13
										3	22	22	13	<u>10:48,220</u>	0:48,303	8
39	320	DE SANTIS, Raffaele	ITA	SRP Racing Team	DEU	355299 KBF1156791	Maranello / TM / Vega	46	47	1	26	26	13	10:56,984	0:47,815	9
										3	20	20	13	<u>10:45,475</u>	0:47,624	9
40	363	STEIGERWALD, Noah	DEU	Bamberger Karttracing	DEU	IKB1174750 KBF1197896	Luxor / TM / Vega	50	22	2	17	17	13	<u>13:02,393</u>	0:55,209	13
										3	31	33	DNS	-	-	-
41	328	HOFMANN, Benedikt	DEU	BIREL ART RACING KSW	AUT	IKC1116634 BK102	Birel Art / TM / Vega	50	32	1	24	24	13	<u>10:56,194</u>	0:47,853	9
										3	26	26	13	11:10,822	0:47,970	10
42	384	EBNER, Moritz	ITA	Markus Ebner	ITA	404081 403974	Energy / TM / Vega	51	45	1	22	22	13	<u>10:55,754</u>	0:47,953	7
										2	29	29	6	6:28,313	1:00,776	6
43	327	JONSSON, Lukas	SWE	JP RACING	SWE	200009017955 105	Exprit / Vortex / Vega	52	41	1	27	27	13	10:57,477	0:48,662	7
										3	25	25	13	<u>10:52,162</u>	0:48,654	12
44	394	LEIBMANN, Daniel	DEU	Bamberger Karttracing	DEU	IKB1043835 KBF1197896	Lenzokart / LKE / Vega	54	40	2	27	27	10	<u>10:10,037</u>	0:54,247	10
										3	27	27	9	7:46,473	0:48,750	6
45	326	REIBÖCK, Lukas	AUT	BIREL ART RACING KSW	AUT	JK2158 BK102	Birel Art / TM / Vega	56	19	2	26	26	11	<u>11:44,213</u>	0:57,999	9
										3	30	30	-	0:09,042	-	-
46	362	PUTIATIN, Slavik	UKR	CPB SPORT	FRA	CS.28.0006.19 232241	SODIKART / TM / Vega	58	11	1	30	30	1	1:13,384	1:08,463	1
										3	28	28	3	<u>2:46,632</u>	0:50,903	2
47	345	LAGERSTROM, Linus	SWE	Linus Lagerstrom	SWE	199409301216 199409301216	CRG / TM / Vega	58	15	1	25	25	13	<u>10:56,321</u>	0:48,032	9
										2	31	33	DNS	-	-	-
48	352	HUETING, Brio	NLD	SRP Racing Team	DEU	46098 KBF1156791	Maranello / TM / Vega	58	46	2	-	34	DSQ	-	-	-
										3	24	24	13	<u>10:50,250</u>	0:47,868	7

Rennleitung: Volker Ehekircher Racedirektor: Horst Seidel

Sportkommissare: Nikolas Spaderna / Ulrich Bell / Franz-Josef Serr

Techn. Kommissare: Hans-Jürgen Dangers / A. Sengpiel / M. Grasshoff / C. Schmidt / J. Lawinger / M. Ambrosius

Zeitnahme: KART-DATA timing service Franz Schieszler



12	326	BIREL ART RACING KSW <b>REIBÖCK Lukas</b> Startposition 23
11	328	BIREL ART RACING KSW <b>HOFMANN Benedikt</b> Startposition 21
10	320	SRP Racing Team <b>DE SANTIS Raffaele</b> Startposition 19
9	325	BIREL ART RACING KSW <b>DAM Benjamin</b> Startposition 17
8	369	Valier Motorsport <b>DREWING Pascal</b> Startposition 15
7	330	CRG Holland <b>BOS Jeroen</b> Startposition 13
6	391	ZANCHI MOTORSPORT <b>FUNDA Marcus</b> Startposition 11
5	323	Solgat Motorsport <b>STUMPF Stephen</b> Startposition 9
4	383	CRG Holland <b>POTMAN Mark</b> Startposition 7
3	324	BIREL ART RACING KSW <b>FRITSCH Valentino</b> Startposition 5
2	311	KSB Racing Team <b>MOITZI Philipp</b> Startposition 3
1	329	BIREL ART RACING KSW <b>VILLAGOMEZ Rafael</b> Startposition 1

12	345	Linus Lagerstrom <b>LAGERSTROM Linus</b> Startposition 24
11	327	JP RACING <b>JONSSON Lukas</b> Startposition 22
10	322	JP Racing <b>FREDRIKSSON Lucas</b> Startposition 20
9	312	Solgat Motorsport <b>COLAKOVIC Nermin</b> Startposition 18
8	398	SRP Racing Team <b>FETZER Dennis</b> Startposition 16
7	316	RS-Motorsport <b>UBER Sebastian</b> Startposition 14
6	334	Kartshop Ampfing <b>CLEVERT Lauren-Alexander</b> Startposition 12
5	381	SP Motor Sport <b>VAN WALSTIJN Senna</b> Startposition 10
4	306	Solgat Motorsport <b>WALTER Andre</b> Startposition 8
3	318	Luca Walter <b>WALTER Luca</b> Startposition 6
2	333	Valier Motorsport <b>KAPETANIDIS Konstantin</b> Startposition 4
1	390	Solgat Motorsport <b>GREIF Toni</b> Startposition 2



### Starting Grid Pre-Final A DSKC (KZ2)

#### Rennen 15



12	362	CPB SPORT PUTIATIN Slavik Startposition 23
11	384	Markus Ebner EBNER Moritz Startposition 21
10	361	MK Racing GEMMILL Oliver Startposition 19
9	358	Solgat Motorsport GRAF Adrian Startposition 17
8	355	Tbkart Srl. SPECK Luis Laurin Startposition 15
7	308	CRG Keijzer racing LOPEZ Marc Startposition 13
6	317	SRP Racing Team DRESEN Andreas Startposition 11
5	331	Mach1 Motorsport SCHRÖDER Tim Startposition 9
4	310	Mach1 Motorsport TRÖGER Tim Startposition 7
3	332	GREGOR KART S.R.O. BEDNAR Jan Startposition 5
2	360	KSB Racing Team BAUMANN Dominik Startposition 3
1	314	BIREL ART RACING KSW KINDERVATER Robert Startposition 1

12	352	SRP Racing Team HUETING Brio Startposition 24
11	394	Bamberger Karttracing LEIBMANN Daniel Startposition 22
10	363	Bamberger Karttracing STEIGERWALD Noah Startposition 20
9	387	Bamberger Karttracing PREIBISCH Marius Startposition 18
8	389	RS-Motorsport LANGENBACHER Marvin Startposition 16
7	335	BEYMO-Karttracing BEYERLEIN Patrick Startposition 14
6	319	CRG Holland ELTER Marc Startposition 12
5	351	RS-Motorsport KREUTZ Patrick Startposition 10
4	307	Valier Motorsport HIMMELS Yannik Startposition 8
3	315	BIREL ART RACING KSW LEHNER Franz Startposition 6
2	397	SRP Racing Team TREFILOVS Davids Startposition 4
1	382	RS Competition RISOM Valdemar Startposition 2



### Starting Grid Pre-Final B DSKC (K22)

#### Rennen 16

## R 12 DSKC (K22) Heat 3 A <> B

Strecke / track: 1190m

fastest Lap Senna VAN WALSTIJN at: 0:47,135

started: 30 classified: 30 not classified: 0 not started: 2

Pos	Str. Nr.	Fahrer / Driver	Nation	Bewerber/Sponsor	Nation	Lizenz B-Lizenz	Chassis/Motor/Reifen	Points	Penalty	Runden Laus	Gesamtzeit Differenz	Abstand Gap	beste Runde best Lap	In R. in L.	Beschw. u. Suedel
1	381	VAN WALSTIJN, Senna	NLD	SP Motor Sport	NLD	35961	Kart Republic / TM / Vego	0		13	10:28,205		0:47,135	11	88,7 km/h 90,9 km/h
2	329	VILLAGOMEZ, Rafael	MEX	BIREL ART RACING KSW	AUT	0525 BK102	Birel Art / TM / Vego	2		13	10:29,906 0:01,701	0:01,701	0:47,490	8	88,4 km/h 90,2 km/h
3	390	GREIF, Toni	DEU	Salgat Motorsport	DEU	IKB1095240 KBF1079882	Birel Art / TM / Vego	3		13	10:30,428 0:02,223	0:00,522	0:47,355	9	88,3 km/h 90,5 km/h
4	333	KAPETANIDIS, Konstantin	DEU	Valier Motorsport	DEU	IKC1176576 KBF1063735	SODI / TM / Vego	4		13	10:34,003 0:05,798	0:03,575	0:47,479	13	87,8 km/h 90,2 km/h
5	311	MOITZI, Philipp	AUT	KSB Racing Team	AUT	JK2029 BK002	Kosmic / Vortex / Vego	5		13	10:37,019 0:08,814	0:03,016	0:48,070	9	87,4 km/h 89,1 km/h
6	397	TREFILOVS, Davids	DEU	SRP Racing Team	DEU	IKC1147656 KBF1156791	Maranello / TM / Vego	6		13	10:37,263 0:09,058	0:00,244	0:47,203	8	87,4 km/h 90,8 km/h
7	382	RISOM, Valdemar	DNK	RS Competition	DNK	36523 21799	Tony Kart / Vortex / Vego	7		13	10:37,438 0:09,233	0:00,175	0:47,649	12	87,4 km/h 89,9 km/h
8	330	BOS, Jeroen	NLD	CRG Holland	NLD	15521	CRG / TM / Vego	8		13	10:37,542 0:09,337	0:00,104	0:47,461	7	87,4 km/h 90,3 km/h
9	318	WALTER, Luca	DEU	Luca Walter	DEU	IKC1140650 IKC1140650	Alpha Karting / TM / Vego	9		13	10:37,744 0:09,539	0:00,202	0:47,976	7	87,3 km/h 89,3 km/h
10	306	WALTER, Andre	DEU	Salgat Motorsport	DEU	IKC1161930 KBF1079882	Birel Art / TM / Vego	10		13	10:38,486 0:10,281	0:00,742	0:47,538	8	87,2 km/h 90,1 km/h
11	315	LEHNER, Franz	AUT	BIREL ART RACING KSW	AUT	JK2150 BK102	Birel Art / TM / Vego	11		13	10:38,674 0:10,469	0:00,188	0:47,379	11	87,2 km/h 90,4 km/h
12	360	BAUMANN, Dominik	AUT	KSB Racing Team	AUT	JK 2124 BK 002	Kosmic Kart / Vego	12		13	10:38,783 0:10,578	0:00,109	0:47,386	11	87,2 km/h 90,4 km/h
13	334	CLEVERT, Lauren-Alexander	DEU	Kartshop Ampfing	DEU	IKC1173645 KBF1108764	Tony Kart / TM / Vego	13		13	10:40,314 0:12,109	0:01,531	0:47,432	13	87 km/h 90,3 km/h
14	331	SCHRÖDER, Tim	DEU	Mach1 Motorsport	DEU	IKB079850 KBF1005514	Mach1 / TM / Vego	14		13	10:41,035 0:12,830	0:00,721	0:47,926	13	86,9 km/h 89,4 km/h
15	323	STUMPF, Stephen	DEU	Salgat Motorsport	DEU	IKC1106930 KBF1079882	Birel Art / TM / Vego	15		13	10:41,885 0:13,680	0:00,850	0:47,255	13	86,8 km/h 90,7 km/h
16	383	POTMAN, Mark	NLD	CRG Holland	NLD	30972 15521	CRG / TM / Vego	16		13	10:43,633 0:15,428	0:01,748	0:48,071	12	86,5 km/h 89,1 km/h
17	317	DRESEN, Andreas	DEU	SRP Racing Team	DEU	IKC1116375 KBF1156791	Maranello / TM / Vego	17		13	10:43,878 0:15,673	0:00,245	0:47,840	9	86,5 km/h 89,5 km/h
18	308	LOPEZ, Marc	ESP	CRG Keijzer racing	NLD	0014 esp 28613	CRG / TM / Vego	18		13	10:44,400 0:16,195	0:00,522	0:47,841	7	86,4 km/h 89,5 km/h
19	398	FETZER, Dennis	DEU	SRP Racing Team	DEU	IKC1157082 KBF1156791	Maranello / TM / Vego	19	5 sec.	13	10:44,943 0:16,738	0:00,543	0:47,602	10	86,4 km/h 90 km/h
20	320	DE SANTIS, Raffaele	ITA	SRP Racing Team	DEU	355299 KBF1156791	Maranello / TM / Vego	20		13	10:45,475 0:17,270	0:00,532	0:47,624	9	86,3 km/h 90 km/h
21	316	UBER, Sebastian	DEU	RS-Motorsport	DEU	IKB1117990 KBF1104126	CRG / Modena / Vego	21		13	10:47,249 0:19,044	0:01,774	0:47,859	11	86 km/h 89,5 km/h
22	322	FREDRIKSSON, Lucas	SWE	JP Racing	SWE	200108290073 105	Exprit / Vortex / Vego	22		13	10:48,220 0:20,015	0:00,971	0:48,303	8	85,9 km/h 88,7 km/h
23	387	PREIBISCH, Marius	DEU	Bamberger Karttracing	DEU	IKC1181135 KBF1197896	Lenzokart / LKE / Vego	23		13	10:48,545 0:20,340	0:00,325	0:47,997	11	85,9 km/h 89,3 km/h
24	352	HUETING, Brio	NLD	SRP Racing Team	DEU	46098 KBF1156791	Maranello / TM / Vego	24	5 sec.	13	10:50,250 0:22,045	0:01,705	0:47,868	7	85,6 km/h 89,5 km/h
25	327	JONSSON, Lukas	SWE	JP RACING	SWE	200009017955 105	Exprit / Vortex / Vego	25		13	10:52,162 0:23,957	0:01,912	0:48,654	12	85,4 km/h 86,1 km/h
26	328	HOFMANN, Benedikt	DEU	BIREL ART RACING KSW	AUT	IKC1116634 BK102	Birel Art / TM / Vego	26		13	11:10,822 0:42,617	0:18,660	0:47,970	10	83 km/h 89,3 km/h
27	394	LEIBMANN, Daniel	DEU	Bamberger Karttracing	DEU	IKB1043835 KBF1197896	Lenzokart / LKE / Vego	27		9	7:46,473 4 R	4 R	0:48,750	6	82,7 km/h 87,9 km/h
28	362	PUTIATIN, Slavik	UKR	CPB SPORT	FRA	CS.28.0006.19 232241	SODIKART / TM / Vego	28		3	2:46,632 10 R	6 R	0:50,903	2	77,1 km/h 84,2 km/h
29	312	COLAKOVIC, Nermin	DEU	Salgat Motorsport	DEU	LIB1165480 KBF1079882	Birel Art / TM / Vego	29		0	0:04,723 13 R	3 R			
30	326	REIBÖCK, Lukas	AUT	BIREL ART RACING KSW	AUT	JK2158 BK102	Birel Art / TM / Vego	30	5 sec.	0	0:09,042 13 R		0:04,319		
the following drivers did not start.															
DNS	363	STEIGERWALD, Noah	DEU	Bamberger Karttracing	DEU	IKB1174750 KBF1197896	Luxor / TM / Vego	33				DNS			
DNS	369	DREWING, Pascal	DEU	Valier Motorsport	DEU	IKC1147574 KBF1063735	SODI / TM / Vego	33				DNS			

StNr. 398,352 5 sec penalty Frontfaring

StNr. 326 5 sec penalty Overtaking under yellow

Rennleitung: Volker Ehekircher Racedirektor: Horst Seidel

Sportkommissare: Nikolas Spaderna / Ulrich Bell / Franz-Josef Serr

Techn. Kommissare: Hans-Jürgen Dangers / A. Sengpiel / M. Grasshoff / C. Schmidt / J. Lawinger / M. Ambrosius

Zeitnahme: KART-DATA timing service Franz Schieszler






**DEUTSCHE KART-MEISTERSCHAFT**

**Round 2: 10 - 12 / 05 / 2019**

**PRO KART WACKERSDORF**



**DMSB**

DMSB-RegNr:107/19

**R 12 DSKC (K22) Heat 3 A < > B**

Fahrername Driver	Van Walsstijn Senna	Villagomez Rafael	Greif Toni	Kapetanidis Konstantin	Moitzi Philipp	Trefilovs Davids	Risom Valdemar	Bos Jeroen	Walter Luca	Walter Andre	Lehner Franz	Baumann Dominik
schleunigste Runde	0:47,135 Rn. 11	0:47,490 Rn. 8	0:47,355 Rn. 9	0:47,479 Rn. 13	0:48,070 Rn. 9	0:47,203 Rn. 8	0:47,649 Rn. 12	0:47,461 Rn. 7	0:47,976 Rn. 7	0:47,538 Rn. 8	0:47,379 Rn. 11	0:47,386 Rn. 11
Speed	90,9 km/h	90,2 km/h	90,5 km/h	90,2 km/h	89,1 km/h	90,8 km/h	89,9 km/h	90,3 km/h	89,3 km/h	90,1 km/h	90,4 km/h	90,4 km/h
Lap 1	0:51,387	0:51,199	0:52,214	0:51,856	0:51,271	0:53,712	0:52,321	0:53,789	0:51,510	0:53,673	0:53,175	0:53,021
Lap 2	0:48,533	0:49,080	0:48,396	0:49,020	0:49,919	0:49,588	0:48,828	0:49,387	0:49,600	0:50,408	0:50,047	0:48,994
Lap 3	0:48,877	0:48,862	0:48,837	0:48,731	0:48,693	0:49,980	0:48,888	0:49,389	0:48,723	0:49,501	0:49,237	0:48,699
Lap 4	0:48,549	0:48,219	0:48,068	0:48,297	0:48,325	0:48,198	0:48,475	0:48,984	0:48,167	0:49,207	0:48,829	0:48,180
Lap 5	0:48,742	0:47,921	0:48,291	0:48,765	0:48,849	0:48,559	0:48,612	0:48,023	0:48,679	0:48,145	0:48,745	0:48,076
Lap 6	0:47,343	0:48,056	0:48,305	0:48,794	0:48,668	0:47,722	0:48,316	0:48,177	0:48,806	0:47,785	0:48,047	0:48,575
Lap 7	0:47,475	0:47,751	0:47,829	0:47,917	0:48,114	0:47,465	0:47,991	0:47,461	0:47,976	0:47,959	0:48,061	0:47,770
Lap 8	0:47,308	0:47,490	0:47,436	0:48,545	0:48,429	0:47,203	0:48,541	0:47,623	0:48,622	0:47,538	0:47,656	0:49,138
Lap 9	0:47,587	0:47,621	0:47,355	0:48,037	0:48,070	0:48,137	0:48,415	0:48,283	0:48,457	0:47,921	0:48,666	0:49,499
Lap 10	0:47,477	0:48,158	0:47,450	0:47,844	0:48,755	0:47,396	0:48,301	0:47,690	0:48,336	0:48,883	0:48,074	0:49,036
Lap 11	0:47,135	0:47,564	0:47,444	0:47,716	0:48,668	0:48,592	0:49,204	0:47,612	0:49,357	0:47,682	0:47,379	0:47,386
Lap 12	0:47,267	0:47,701	0:47,387	0:47,707	0:48,113	0:47,792	0:47,649	0:47,668	0:48,659	0:47,808	0:48,609	0:48,818
Lap 13	0:47,371	0:47,657	0:47,622	0:47,479	0:48,774	0:48,753	0:48,788	0:48,701	0:48,047	0:47,915	0:48,641	0:47,727








**Round 2: 10 - 12 / 05 / 2019**

**PRO KART WACKERSDORF**

**DMSB**

**DEUTSCHE KART-MEISTERSCHAFT**

DMSB-RegNr:107/19

**R 12 DSKG (K22) Heat 3 A < > B**

Fahrername Driver	Fetzer Dennis	Lauren- Alexander	Schröder Tim	Stumpf Stephen	Potman Mark	Dresen Andreas	Lopez Marc	Huetting Brio	De Santis Raffaele	Uber Sebastian	Fredriksson Lucas	Preibisch Marius
schnellste Runde in Runde	0:47,602 Rn. 10	0:47,432 Rn. 13	0:47,926 Rn. 13	0:47,255 Rn. 13	0:48,071 Rn. 12	0:47,840 Rn. 9	0:47,841 Rn. 7	0:47,868 Rn. 7	0:47,624 Rn. 9	0:47,859 Rn. 11	0:48,303 Rn. 8	0:47,997 Rn. 11
Speed	90,0 km/h	90,3 km/h	89,4 km/h	90,7 km/h	89,1 km/h	89,5 km/h	89,5 km/h	89,5 km/h	90,0 km/h	89,5 km/h	88,7 km/h	89,3 km/h
Lap 1	0:54,301	0:53,811	0:53,252	0:58,796	0:53,691	0:55,818	0:54,478	0:54,747	0:55,098	0:55,573	0:55,749	0:56,441
Lap 2	0:49,077	0:49,346	0:50,340	0:49,667	0:49,968	0:49,786	0:50,056	0:49,968	0:49,807	0:51,311	0:49,819	0:50,764
Lap 3	0:49,092	0:48,994	0:49,810	0:48,946	0:50,317	0:49,484	0:49,127	0:48,177	0:49,115	0:50,701	0:49,840	0:50,280
Lap 4	0:50,941	0:48,101	0:48,604	0:48,244	0:50,062	0:48,954	0:49,561	0:49,710	0:49,172	0:48,791	0:48,824	0:49,188
Lap 5	0:48,643	0:48,110	0:48,927	0:48,617	0:48,833	0:49,245	0:48,696	0:48,386	0:49,074	0:49,190	0:48,889	0:48,814
Lap 6	0:47,872	0:47,506	0:48,563	0:48,664	0:48,289	0:48,260	0:48,404	0:48,575	0:48,986	0:48,729	0:49,068	0:48,314
Lap 7	0:47,879	0:47,545	0:48,783	0:48,773	0:48,219	0:48,391	0:47,841	0:47,868	0:50,247	0:49,189	0:48,773	0:48,803
Lap 8	0:48,155	0:48,598	0:47,932	0:47,509	0:49,066	0:47,996	0:48,131	0:48,549	0:48,487	0:49,443	0:48,303	0:48,980
Lap 9	0:47,628	0:47,731	0:48,210	0:47,506	0:48,512	0:47,840	0:48,051	0:48,044	0:47,624	0:48,178	0:48,374	0:48,867
Lap 10	0:47,602	0:47,873	0:48,247	0:47,833	0:48,363	0:47,991	0:49,872	0:49,841	0:48,360	0:47,982	0:48,772	0:48,159
Lap 11	0:47,645	0:49,075	0:48,128	0:47,803	0:48,483	0:48,260	0:48,511	0:49,553	0:48,053	0:47,859	0:48,397	0:47,997
Lap 12	0:48,173	0:51,826	0:49,049	0:47,477	0:48,071	0:48,120	0:47,968	0:48,069	0:47,691	0:48,468	0:49,209	0:48,537
Lap 13	0:47,610	0:47,432	0:47,926	0:47,255	0:48,165	0:48,209	0:47,862	0:47,920	0:47,795	0:47,913	0:48,313	0:48,440





**DEUTSCHE KART-MEISTERSCHAFT**



**Round 2: 10 - 12 / 05 / 2019**





**PRO KART WACKERSDORF**

**DMSB**

DMSB-RegNr.:107/19

### R 12 DSKG (KZ2) Heat 3 A < > B

Fahrername Driver	Jonsson Lukas	Hofmann Benedikt	Leibmann Daniel	Puttariin Slavik	Reiböck Lukas	Colakovic Nermin
schnellste Runde in Runde	0:48,654 Rn. 12	0:47,970 Rn. 10	0:48,750 Rn. 6	0:50,903 Rn. 2		
Speed	88,1 km/h	89,3 km/h	87,9 km/h	84,2 km/h		
Lap 1	0:55,947	0:54,741	0:54,462	0:58,814		
Lap 2	0:51,733	0:49,904	0:49,574	0:50,903		
Lap 3	0:50,005	0:48,708	0:49,011	0:53,220		
Lap 4	0:49,196	0:49,520	0:49,624			
Lap 5	0:48,977	1:15,641	0:51,045			
Lap 6	0:48,864	0:49,498	0:48,750			
Lap 7	0:48,824	0:48,248	0:49,486			
Lap 8	0:49,030	0:48,208	0:50,037			
Lap 9	0:48,891	0:48,128	0:59,280			
Lap 10	0:48,777	0:47,970				
Lap 11	0:48,687	0:48,051				
Lap 12	0:48,654	0:48,053				
Lap 13	0:48,768	0:48,864				

**DEUTSCHE KART-MEISTERSCHAFT**

**Round 2: 10 - 12 / 05 / 2019**

**PRO KART WACKERSDORF**

**DMSB**

DMSB-RegNr:107/19

## R 12 DSKC (KZ2) Heat 3 A < > B

Ziel		Sektion 1		Sektion 2		Sektion 3	
Fahrername	Zeit	Fahrername	Zeit	Fahrername	Zeit	Fahrername	Zeit
1 381 Van Walstijn,Senna	0:47,135	397 Trefilovs, Davids	0:16,848	381 Van Walstijn,Senna	0:15,552	381 Van Walstijn,Senna	0:14,608
2 397 Trefilovs, Davids	0:47,203	360 Baumann, Dominik	0:16,892	397 Trefilovs, Davids	0:15,635	315 Lehner, Franz	0:14,635
3 323 Stumpf, Stephen	0:47,255	323 Stumpf, Stephen	0:16,900	323 Stumpf, Stephen	0:15,660	390 Greif, Toni	0:14,638
4 390 Greif, Toni	0:47,355	334 Clevert, Lauren-Alexandre	0:16,909	382 Risom, Valdemar	0:15,676	397 Trefilovs, Davids	0:14,652
5 315 Lehner, Franz	0:47,379	329 Villagomez, Rafael	0:16,916	330 Bos, Jeroen	0:15,686	352 Huetting, Brio	0:14,657
6 360 Baumann, Dominik	0:47,386	381 Van Walstijn, Senna	0:16,928	390 Greif, Toni	0:15,690	334 Clevert, Lauren-Alexandre	0:14,674
7 334 Clevert, Lauren-Alexandre	0:47,432	306 Walter, Andre	0:16,955	334 Clevert, Lauren-Alexandre	0:15,704	333 Kapetanidis, Konstantin	0:14,694
8 330 Bos, Jeroen	0:47,461	390 Greif, Toni	0:16,961	306 Walter, Andre	0:15,711	323 Stumpf, Stephen	0:14,695
9 333 Kapetanidis, Konstantin	0:47,479	333 Kapetanidis, Konstantin	0:16,962	315 Lehner, Franz	0:15,711	330 Bos, Jeroen	0:14,697
10 329 Villagomez, Rafael	0:47,490	330 Bos, Jeroen	0:16,966	329 Villagomez, Rafael	0:15,713	360 Baumann, Dominik	0:14,724
11 306 Walter, Andre	0:47,538	311 Moitzi, Philipp	0:17,000	320 De Santis, Raffaele	0:15,718	398 Fetzer, Dennis	0:14,740
12 398 Fetzer, Dennis	0:47,602	320 De Santis, Raffaele	0:17,007	398 Fetzer, Dennis	0:15,732	320 De Santis, Raffaele	0:14,741
13 320 De Santis, Raffaele	0:47,624	315 Lehner, Franz	0:17,029	331 Schröder, Tim	0:15,761	329 Villagomez, Rafael	0:14,746
14 382 Risom, Valdemar	0:47,649	398 Fetzer, Dennis	0:17,034	360 Baumann, Dominik	0:15,770	308 Lopez, Marc	0:14,754
15 317 Dresen, Andreas	0:47,840	308 Lopez, Marc	0:17,098	333 Kapetanidis, Konstantin	0:15,801	306 Walter, Andre	0:14,755
16 308 Lopez, Marc	0:47,841	318 Walter, Luca	0:17,101	316 Ueber, Sebastian	0:15,816	317 Dresen, Andreas	0:14,793
17 316 Ueber, Sebastian	0:47,859	382 Risom, Valdemar	0:17,107	352 Huetting, Brio	0:15,817	382 Risom, Valdemar	0:14,802
18 352 Huetting, Brio	0:47,868	317 Dresen, Andreas	0:17,122	318 Walter, Luca	0:15,837	311 Moitzi, Philipp	0:14,837
19 331 Schröder, Tim	0:47,926	328 Hofmann, Benedikt	0:17,127	317 Dresen, Andreas	0:15,840	318 Walter, Luca	0:14,848
20 328 Hofmann, Benedikt	0:47,970	316 Ueber, Sebastian	0:17,133	387 Preibisch, Marius	0:15,854	387 Preibisch, Marius	0:14,851
21 318 Walter, Luca	0:47,976	387 Preibisch, Marius	0:17,157	308 Lopez, Marc	0:15,861	328 Hofmann, Benedikt	0:14,856
22 387 Preibisch, Marius	0:47,997	322 Fredriksson, Lucas	0:17,172	311 Moitzi, Philipp	0:15,889	331 Schröder, Tim	0:14,868
23 311 Moitzi, Philipp	0:48,070	331 Schröder, Tim	0:17,181	328 Hofmann, Benedikt	0:15,892	383 Potman, Mark	0:14,892
24 383 Potman, Mark	0:48,071	383 Potman, Mark	0:17,181	394 Leibmann, Daniel	0:15,922	316 Ueber, Sebastian	0:14,892
25 322 Fredriksson, Lucas	0:48,303	352 Huetting, Brio	0:17,233	383 Potman, Mark	0:15,944	322 Fredriksson, Lucas	0:14,927
26 327 Jonsson, Lukas	0:48,654	394 Leibmann, Daniel	0:17,314	322 Fredriksson, Lucas	0:15,998	394 Leibmann, Daniel	0:14,988
27 394 Leibmann, Daniel	0:48,750	327 Jonsson, Lukas	0:17,407	327 Jonsson, Lukas	0:16,077	327 Jonsson, Lukas	0:15,129
28 362 Puritatin, Slavik	0:50,903	362 Puritatin, Slavik	0:17,826	362 Puritatin, Slavik	0:16,578	362 Puritatin, Slavik	0:15,937
29 326 Reiböck, Lukas		326 Reiböck, Lukas		326 Reiböck, Lukas		326 Reiböck, Lukas	
30 312 Colakovic, Nermin		312 Colakovic, Nermin		312 Colakovic, Nermin		312 Colakovic, Nermin	








**DEUTSCHE KART-MEISTERSCHAFT**

**PRO KART WACKERSDORF**

**Round 2: 10 - 12 / 05 / 2019**

**DMSB**

DMSB-RegNr.:107/19

**R 12 DSKG (KZ2) Heat 3 A < > B**

Die schnellsten Zeiten

Ort	Nr. Fahrername	Streckentl.	Zeit	Ø Speed
Ziel	381 Van Walstijn,Senna	1190 m	0:47,135	90,9 km/h
Sektion 1	397 Trefflows,David's	452 m	0:16,848	96,6 km/h
Sektion 2	381 Van Walstijn,Senna	368 m	0:15,552	85,2 km/h
Sektion 3	381 Van Walstijn,Senna	370 m	0:14,608	91,2 km/h

	Smr.381 Van Walstijn,Senna NLD SP Motor Sport			Smr.329 Villagomez,Rafael MEX BIREL ART RACING KSW			Smr.390 Greif,Toni DEU Solgat Motorsport			Smr.333 Kapetanidis,Konstantin DEU Vailer Motorsport			Smr.311 Moitzi,Philipp AUT KSB Racing Team			
	theoretisch mögliche Bestzeit 0:47,088			theoretisch mögliche Bestzeit 0:47,375			theoretisch mögliche Bestzeit 0:47,289			theoretisch mögliche Bestzeit 0:47,457			theoretisch mögliche Bestzeit 0:47,726			
best	Ziel	Sektion 1	Sektion 2	Sektion 3	Ziel	Sektion 1	Sektion 2	Sektion 3	Ziel	Sektion 1	Sektion 2	Sektion 3	Ziel	Sektion 1	Sektion 2	Sektion 3
Runde 1	0:51,387	0:19,924	0:16,373	0:15,090	0:51,199	0:19,720	0:16,342	0:15,137	0:52,214	0:20,211	0:16,743	0:15,260	0:51,856	0:19,978	0:16,607	0:15,271
Runde 2	0:48,533	0:17,427	0:16,129	0:14,977	0:49,080	0:17,592	0:16,234	0:15,254	0:48,396	0:17,292	0:16,016	0:15,088	0:49,020	0:17,561	0:16,062	0:15,397
Runde 3	0:48,877	0:17,837	0:16,057	0:14,983	0:48,862	0:17,795	0:15,993	0:15,074	0:48,837	0:17,615	0:16,298	0:14,924	0:48,731	0:17,485	0:16,217	0:15,029
Runde 4	0:48,549	0:17,194	0:16,231	0:15,124	0:48,219	0:17,199	0:16,093	0:14,927	0:48,068	0:17,237	0:15,917	0:14,914	0:48,297	0:17,274	0:16,025	0:14,998
Runde 5	0:48,742	0:17,664	0:16,157	0:14,921	0:47,921	0:17,181	0:15,819	0:14,921	0:48,291	0:17,443	0:15,911	0:14,937	0:48,765	0:17,788	0:16,141	0:14,836
Runde 6	0:47,343	0:17,035	0:15,622	0:14,686	0:48,056	0:17,164	0:15,988	0:14,904	0:48,305	0:17,611	0:15,806	0:14,888	0:48,794	0:18,099	0:15,801	0:14,894
Runde 7	0:47,475	0:16,931	0:15,621	0:14,923	0:47,751	0:17,091	0:15,851	0:14,809	0:47,829	0:17,084	0:15,889	0:14,856	0:47,917	0:17,139	0:15,971	0:14,807
Runde 8	0:47,308	0:16,943	0:15,574	0:14,791	0:47,490	0:16,916	0:15,765	0:14,809	0:47,436	0:16,986	0:15,743	0:14,707	0:48,545	0:17,611	0:16,115	0:14,819
Runde 9	0:47,587	0:17,284	0:15,641	0:14,662	0:47,621	0:17,109	0:15,749	0:14,763	0:47,355	0:16,990	0:15,727	0:14,638	0:48,037	0:17,151	0:15,885	0:15,001
Runde 10	0:47,477	0:17,023	0:15,846	0:14,608	0:48,158	0:17,045	0:16,348	0:14,765	0:47,450	0:16,976	0:15,761	0:14,713	0:47,844	0:17,189	0:15,846	0:14,809
Runde 11	0:47,135	0:16,928	0:15,552	0:14,655	0:47,564	0:17,023	0:15,795	0:14,746	0:47,444	0:17,012	0:15,723	0:14,709	0:47,716	0:16,997	0:15,839	0:14,880
Runde 12	0:47,267	0:16,948	0:15,634	0:14,685	0:47,701	0:17,182	0:15,713	0:14,806	0:47,387	0:17,012	0:15,690	0:14,685	0:47,707	0:17,147	0:15,814	0:14,746
Runde 13	0:47,371	0:16,943	0:15,681	0:14,747	0:47,657	0:17,095	0:15,752	0:14,810	0:47,622	0:16,961	0:15,745	0:14,916	0:47,479	0:16,962	0:15,823	0:14,694






DEUTSCHE KART-MEISTERSCHAFT

Round 2: 10 - 12 / 05 / 2019

PRO KART WACKERSDORF



Raceland

DMSB-RegNr.:107/19

R 12 DSKG (KZ2) Heat 3 A < > B

Die schnellsten Zeiten

Ort	Nr. Fahrername	Zeit	Streckenl.	Ø Speed
Ziel	381 Van Walsstijn,Senna	0:47,135	1190 m	90,9 km/h
Sektion 1	397 Trefflows, Davids	0:16,848	452 m	96,6 km/h
Sektion 2	381 Van Walsstijn,Senna	0:15,552	368 m	85,2 km/h
Sektion 3	381 Van Walsstijn,Senna	0:14,608	370 m	91,2 km/h

	Smr.397 Trefflows, Davids DEU SRP Racing Team			Smr.382 Risom, Valdemar DNK RS Competition			Smr.330 Bos, Jeroen NLD CRG Holland			Smr.318 Walter, Luca DEU Luca Walter			Smr.306 Walter, Andre DEU Solgat Motorsport			
	theoretisch mögliche Bestzeit 0:47,135			theoretisch mögliche Bestzeit 0:47,585			theoretisch mögliche Bestzeit 0:47,349			theoretisch mögliche Bestzeit 0:47,786			theoretisch mögliche Bestzeit 0:47,421			
best	Ziel	Sektion 1	Sektion 2	Sektion 3	Ziel	Sektion 1	Sektion 2	Sektion 3	Ziel	Sektion 1	Sektion 2	Sektion 3	Ziel	Sektion 1	Sektion 2	Sektion 3
Runde 1	0:53,712	0:20,743	0:17,599	0:15,370	0:52,321	0:20,458	0:16,576	0:15,287	0:53,789	0:20,719	0:17,842	0:15,228	0:51,510	0:19,878	0:16,390	0:15,242
Runde 2	0:49,588	0:17,974	0:16,404	0:15,210	0:48,828	0:17,467	0:16,173	0:15,188	0:49,387	0:17,629	0:16,543	0:15,215	0:49,600	0:17,853	0:16,227	0:15,520
Runde 3	0:49,980	0:17,817	0:16,532	0:15,631	0:48,888	0:17,577	0:16,273	0:15,038	0:49,389	0:17,777	0:16,413	0:15,199	0:48,723	0:17,598	0:16,051	0:15,074
Runde 4	0:48,198	0:17,593	0:15,809	0:14,796	0:48,475	0:17,562	0:15,963	0:14,950	0:48,984	0:18,192	0:15,949	0:14,843	0:48,167	0:17,214	0:16,040	0:14,913
Runde 5	0:48,559	0:17,154	0:16,209	0:15,196	0:48,612	0:17,551	0:16,102	0:14,959	0:48,023	0:17,101	0:15,803	0:15,119	0:48,679	0:17,723	0:15,961	0:14,995
Runde 6	0:47,722	0:17,024	0:15,766	0:14,932	0:48,316	0:17,557	0:15,877	0:14,882	0:48,177	0:17,491	0:15,729	0:14,957	0:48,806	0:17,998	0:15,896	0:14,912
Runde 7	0:47,465	0:16,999	0:15,795	0:14,671	0:47,991	0:17,107	0:15,990	0:14,894	0:47,461	0:16,966	0:15,705	0:14,790	0:47,976	0:17,101	0:16,027	0:14,848
Runde 8	0:47,203	0:16,895	0:15,685	0:14,673	0:48,541	0:17,487	0:16,161	0:14,893	0:47,623	0:17,019	0:15,736	0:14,868	0:48,622	0:17,659	0:16,054	0:14,909
Runde 9	0:48,137	0:17,358	0:16,127	0:14,652	0:48,415	0:17,493	0:15,889	0:15,033	0:48,283	0:17,237	0:15,922	0:15,124	0:48,457	0:17,313	0:15,885	0:15,259
Runde 10	0:47,396	0:16,848	0:15,674	0:14,874	0:48,301	0:17,482	0:15,909	0:14,910	0:47,690	0:17,264	0:15,729	0:14,697	0:48,336	0:17,412	0:15,977	0:14,947
Runde 11	0:48,592	0:17,763	0:15,791	0:15,038	0:49,204	0:18,275	0:15,915	0:15,014	0:47,612	0:17,075	0:15,797	0:14,740	0:49,357	0:17,978	0:15,889	0:15,490
Runde 12	0:47,792	0:16,876	0:15,699	0:15,217	0:47,649	0:17,171	0:15,676	0:14,802	0:47,668	0:17,232	0:15,686	0:14,750	0:48,659	0:17,925	0:15,837	0:14,897
Runde 13	0:48,753	0:17,339	0:16,002	0:15,412	0:48,788	0:17,502	0:15,963	0:15,323	0:48,701	0:17,511	0:15,892	0:15,298	0:48,047	0:17,216	0:15,897	0:14,934





**DEUTSCHE KART-MEISTERSCHAFT**

**Round 2: 10 - 12 / 05 / 2019**

**PRO KART WACKERSDORF**

Raceland



DMSB-RegNr.:107/19

**R 12 DSKG (KZ2) Heat 3 A < > B**

Die schnellsten Zeiten

Ort	Nr. Fahrername	Streckenl.	Zeit	Ø Speed
Ziel	381 Van Walstijn,Senna	1190 m	0:47,135	90,9 km/h
Sektion 1	397 Trefflows,David	452 m	0:16,848	96,6 km/h
Sektion 2	381 Van Walstijn,Senna	368 m	0:15,552	85,2 km/h
Sektion 3	381 Van Walstijn,Senna	370 m	0:14,608	91,2 km/h

	Smr.315 Lehner,Franz AUT BIREL ART RACING KSW			Smr.360 Baumann,Dominik AUT KSB Racing Team			Smr.398 Feizer,Dennis DEU SRP Racing Team			Smr.334 Clevert,Lauren-Alexander DEU Kartshop Ampting			Smr.331 Schröder,Tim DEU Mach1 Motorsport			
	theoretisch mögliche Bestzeit 0:47,375			theoretisch mögliche Bestzeit 0:47,386			theoretisch mögliche Bestzeit 0:47,506			theoretisch mögliche Bestzeit 0:47,287			theoretisch mögliche Bestzeit 0:47,810			
best	Ziel	Sektion 1	Sektion 2	Sektion 3	Ziel	Sektion 1	Sektion 2	Sektion 3	Ziel	Sektion 1	Sektion 2	Sektion 3	Ziel	Sektion 1	Sektion 2	Sektion 3
Runde 1	0:53,175	0:20,663	0:17,067	0:15,445	0:53,021	0:20,628	0:16,932	0:15,461	0:54,301	0:20,516	0:17,741	0:16,044	0:53,811	0:20,813	0:17,894	0:15,104
Runde 2	0:50,047	0:18,327	0:16,457	0:15,263	0:48,994	0:17,672	0:16,209	0:15,113	0:49,077	0:17,679	0:16,250	0:15,148	0:49,346	0:17,849	0:16,389	0:15,108
Runde 3	0:49,237	0:17,633	0:16,403	0:15,201	0:48,699	0:17,387	0:16,211	0:15,101	0:49,092	0:17,346	0:16,475	0:15,271	0:48,994	0:17,453	0:16,135	0:15,406
Runde 4	0:48,829	0:17,412	0:16,460	0:14,957	0:48,180	0:17,222	0:15,997	0:14,961	0:50,941	0:18,287	0:16,741	0:15,913	0:48,101	0:17,069	0:16,120	0:14,912
Runde 5	0:48,745	0:17,657	0:16,231	0:14,857	0:48,076	0:17,323	0:15,876	0:14,877	0:48,643	0:17,485	0:16,272	0:14,886	0:48,110	0:17,201	0:15,869	0:15,040
Runde 6	0:48,047	0:17,157	0:16,082	0:14,808	0:48,575	0:17,906	0:15,851	0:14,818	0:47,872	0:17,146	0:15,877	0:14,849	0:47,506	0:16,989	0:15,789	0:14,728
Runde 7	0:48,061	0:17,096	0:16,268	0:14,697	0:47,770	0:17,057	0:15,871	0:14,842	0:47,879	0:17,188	0:15,843	0:14,848	0:47,545	0:17,020	0:15,761	0:14,764
Runde 8	0:47,656	0:17,043	0:15,906	0:14,707	0:49,138	0:17,338	0:16,075	0:15,725	0:48,155	0:17,311	0:15,890	0:14,954	0:48,598	0:16,969	0:15,999	0:15,630
Runde 9	0:48,666	0:17,700	0:15,919	0:15,047	0:49,499	0:17,506	0:16,754	0:15,239	0:47,628	0:17,072	0:15,732	0:14,824	0:47,731	0:17,291	0:15,766	0:14,674
Runde 10	0:48,074	0:17,606	0:15,800	0:14,668	0:49,036	0:18,389	0:15,873	0:14,774	0:47,602	0:17,063	0:15,766	0:14,773	0:47,873	0:17,159	0:15,774	0:14,940
Runde 11	0:47,379	0:17,029	0:15,711	0:14,639	0:47,386	0:16,892	0:15,770	0:14,724	0:47,645	0:17,034	0:15,793	0:14,818	0:49,075	0:18,220	0:15,944	0:14,911
Runde 12	0:48,609	0:18,022	0:15,952	0:14,635	0:48,818	0:17,375	0:16,689	0:14,754	0:48,173	0:17,161	0:16,258	0:14,754	0:51,826	0:18,502	0:18,479	0:14,845
Runde 13	0:48,641	0:17,110	0:15,952	0:15,579	0:47,727	0:17,042	0:15,872	0:14,813	0:47,610	0:17,130	0:15,740	0:14,740	0:47,432	0:16,909	0:15,704	0:14,819




**DEUTSCHE KART-MEISTERSCHAFT**

**Round 2: 10 - 12 / 05 / 2019**

**PRO KART WACKERSDORF**

Raceland



DMSB-RegNr.:107/19

**R 12 DSKG (KZ2) Heat 3 A < > B**

Die schnellsten Zeiten

Ort	Nr. Fahrername	Zeit	Streckl.	Ø Speed
Ziel	381 Van Walstijn,Senna	0:47,135	1190 m	90,9 km/h
Sektion 1	397 Trefflows,David	0:16,848	452 m	96,6 km/h
Sektion 2	381 Van Walstijn,Senna	0:15,552	368 m	85,2 km/h
Sektion 3	381 Van Walstijn,Senna	0:14,608	370 m	91,2 km/h

	Smr.323 Stumpf,Stephen DEU Solgat Motorsport			Smr.383 Potman,Mark NLD CRG Holland			Smr.317 Dresen,Andreas DEU SRP Racing Team			Smr.308 Lopez,Marc ESP CRG Keijzer racing			Smr.352 Huetting,Brio NLD SRP Racing Team							
	theoretisch mögliche Bestzeit	Sektion 2	Sektion 3	theoretisch mögliche Bestzeit	Sektion 1	Sektion 2	Sektion 3	theoretisch mögliche Bestzeit	Sektion 1	Sektion 2	Sektion 3	theoretisch mögliche Bestzeit	Sektion 1	Sektion 2	Sektion 3					
best	0:47,255	0:16,900	0:14,695	0:48,071	0:17,181	0:15,944	0:14,892	0:47,840	0:17,122	0:15,840	0:14,793	0:47,841	0:17,098	0:15,861	0:14,754	0:47,868	0:17,233	0:15,817	0:14,657	
Runde 1	0:58,796	0:26,534	0:16,713	0:15,549	0:53,691	0:21,090	0:17,098	0:15,503	0:55,818	0:22,361	0:17,409	0:16,048	0:54,478	0:21,327	0:17,262	0:15,889	0:54,747	0:21,747	0:17,131	0:15,869
Runde 2	0:49,667	0:17,784	0:16,289	0:15,594	0:49,968	0:18,136	0:16,563	0:15,269	0:49,786	0:17,928	0:16,461	0:15,397	0:50,056	0:17,962	0:16,568	0:15,526	0:49,968	0:17,999	0:16,509	0:15,460
Runde 3	0:48,946	0:17,393	0:16,129	0:15,424	0:50,317	0:18,037	0:16,404	0:15,876	0:49,484	0:18,152	0:16,225	0:15,107	0:49,127	0:17,982	0:16,107	0:15,038	0:48,177	0:17,342	0:16,004	0:14,831
Runde 4	0:48,244	0:17,389	0:15,925	0:14,930	0:50,062	0:18,439	0:16,472	0:15,151	0:48,954	0:17,661	0:16,212	0:15,081	0:49,561	0:17,860	0:16,039	0:15,662	0:49,710	0:18,385	0:16,050	0:15,275
Runde 5	0:48,617	0:17,560	0:15,880	0:15,177	0:48,833	0:17,653	0:16,159	0:15,021	0:49,245	0:17,437	0:16,239	0:15,569	0:48,696	0:17,263	0:16,439	0:14,994	0:48,386	0:17,570	0:16,067	0:14,749
Runde 6	0:48,664	0:17,884	0:15,952	0:14,828	0:48,289	0:17,262	0:16,016	0:15,011	0:48,260	0:17,390	0:15,993	0:14,877	0:48,404	0:17,098	0:16,466	0:14,840	0:48,575	0:17,830	0:16,040	0:14,705
Runde 7	0:48,773	0:17,384	0:15,725	0:15,664	0:48,219	0:17,292	0:15,985	0:14,942	0:48,391	0:17,597	0:15,962	0:14,832	0:47,841	0:17,221	0:15,861	0:14,759	0:47,868	0:17,394	0:15,817	0:14,657
Runde 8	0:47,509	0:16,968	0:15,720	0:14,821	0:49,066	0:17,224	0:15,999	0:15,843	0:47,996	0:17,251	0:15,895	0:14,850	0:48,131	0:17,131	0:15,934	0:15,066	0:48,549	0:17,551	0:15,883	0:15,115
Runde 9	0:47,506	0:16,994	0:15,734	0:14,778	0:48,512	0:17,583	0:16,037	0:14,892	0:47,840	0:17,207	0:15,840	0:14,793	0:48,051	0:17,313	0:15,934	0:14,804	0:48,044	0:17,394	0:15,868	0:14,782
Runde 10	0:47,833	0:17,067	0:15,880	0:14,886	0:48,363	0:17,266	0:16,019	0:15,078	0:47,991	0:17,122	0:15,857	0:15,012	0:49,872	0:17,211	0:15,983	0:16,678	0:49,841	0:17,309	0:16,211	0:16,321
Runde 11	0:47,803	0:17,040	0:15,831	0:14,932	0:48,483	0:17,181	0:16,249	0:15,053	0:48,260	0:17,498	0:15,854	0:14,908	0:48,511	0:17,407	0:16,128	0:14,976	0:49,553	0:17,566	0:16,539	0:15,448
Runde 12	0:47,477	0:17,017	0:15,748	0:14,712	0:48,071	0:17,211	0:15,944	0:14,916	0:48,120	0:17,338	0:15,963	0:14,819	0:47,968	0:17,164	0:16,030	0:14,774	0:48,069	0:17,450	0:15,889	0:14,730
Runde 13	0:47,255	0:16,900	0:15,660	0:14,695	0:48,165	0:17,219	0:15,972	0:14,974	0:48,209	0:17,285	0:16,012	0:14,912	0:47,862	0:17,155	0:15,953	0:14,754	0:47,920	0:17,233	0:15,930	0:14,757





**DEUTSCHE KART-MEISTERSCHAFT**

**Round 2: 10 - 12 / 05 / 2019**

**PRO KART WACKERSDORF**

Raceland



**DMSB-RegNr.:107/19**

**R 12 DSKG (KZ2) Heat 3 A < > B**

Die schnellsten Zeiten

Ort	Nr. Fahrername	Zeit	Streckentl.	Ø Speed
Ziel	381 Van Walsstijn,Senna	0:47,135	1190 m	90,9 km/h
Sektion 1	397 Trefflows,Davidts	0:16,848	452 m	96,6 km/h
Sektion 2	381 Van Walsstijn,Senna	0:15,552	368 m	85,2 km/h
Sektion 3	381 Van Walsstijn,Senna	0:14,608	370 m	91,2 km/h

	Snr.320 De Santis,Raffaele ITA SRP Racing Team			Snr.316 Uber,Sebastian DEU RS-Motorsport			Snr.322 Fredriksson,Lucas SWE JP Racing			Snr.387 Preibisch,Marius DEU Bamberger Karttracing			Snr.327 Jonsson,Lukas SWE JP RACING							
	theoretisch mögliche Bestzeit	Ziel	Sektion 3	theoretisch mögliche Bestzeit	Ziel	Sektion 3	theoretisch mögliche Bestzeit	Ziel	Sektion 3	theoretisch mögliche Bestzeit	Ziel	Sektion 3	theoretisch mögliche Bestzeit	Ziel	Sektion 3					
best	0:47,624	0:17,007	0:15,718	0:14,741	0:47,859	0:17,133	0:15,816	0:14,892	0:48,303	0:17,172	0:15,998	0:14,927	0:47,997	0:17,157	0:15,854	0:14,851	0:48,654	0:17,407	0:16,077	0:15,129
Runde 1	0:55,098	0:21,859	0:17,274	0:15,965	0:55,573	0:20,759	0:18,791	0:16,023	0:55,749	0:22,197	0:17,403	0:16,149	0:56,441	0:22,392	0:17,428	0:16,621	0:55,947	0:22,644	0:17,243	0:16,060
Runde 2	0:49,807	0:17,960	0:16,392	0:15,455	0:51,311	0:18,428	0:16,983	0:15,900	0:49,819	0:18,070	0:16,304	0:15,445	0:50,764	0:18,577	0:16,726	0:15,461	0:51,733	0:18,486	0:16,834	0:16,413
Runde 3	0:49,115	0:17,809	0:16,209	0:15,097	0:50,701	0:18,599	0:16,473	0:15,629	0:49,840	0:18,098	0:16,436	0:15,306	0:50,280	0:17,735	0:16,539	0:16,006	0:50,005	0:18,008	0:16,523	0:15,474
Runde 4	0:49,172	0:17,546	0:16,056	0:15,570	0:48,791	0:17,568	0:16,112	0:15,111	0:48,824	0:17,563	0:16,167	0:15,094	0:49,188	0:17,718	0:16,235	0:15,235	0:49,196	0:17,669	0:16,236	0:15,291
Runde 5	0:49,074	0:17,548	0:16,188	0:15,338	0:49,190	0:17,900	0:16,084	0:15,126	0:48,889	0:17,438	0:16,087	0:15,364	0:48,814	0:17,542	0:16,181	0:15,091	0:48,977	0:17,511	0:16,272	0:15,194
Runde 6	0:48,986	0:18,188	0:16,933	0:14,865	0:48,729	0:17,802	0:16,001	0:14,926	0:49,068	0:18,067	0:16,033	0:14,968	0:48,314	0:17,396	0:15,962	0:14,956	0:48,864	0:17,490	0:16,197	0:15,177
Runde 7	0:50,247	0:17,706	0:16,032	0:16,509	0:49,189	0:17,827	0:15,968	0:15,394	0:48,773	0:17,737	0:16,003	0:15,033	0:48,803	0:17,487	0:15,972	0:15,344	0:48,824	0:17,450	0:16,092	0:15,282
Runde 8	0:48,487	0:17,889	0:15,782	0:14,816	0:49,443	0:18,429	0:16,066	0:14,948	0:48,303	0:17,267	0:16,039	0:14,997	0:48,980	0:18,055	0:15,989	0:14,936	0:49,030	0:17,534	0:16,270	0:15,226
Runde 9	0:47,624	0:17,007	0:15,799	0:14,818	0:48,178	0:17,171	0:15,872	0:15,135	0:48,374	0:17,172	0:16,068	0:15,134	0:48,867	0:17,212	0:16,003	0:15,652	0:48,891	0:17,407	0:16,297	0:15,187
Runde 10	0:48,360	0:17,624	0:15,824	0:14,912	0:47,982	0:17,183	0:15,907	0:14,892	0:48,772	0:17,340	0:15,998	0:15,434	0:48,159	0:17,396	0:15,854	0:14,909	0:48,777	0:17,484	0:16,164	0:15,129
Runde 11	0:48,053	0:17,406	0:15,890	0:14,757	0:47,859	0:17,135	0:15,816	0:14,908	0:48,397	0:17,341	0:16,129	0:14,927	0:47,997	0:17,168	0:15,908	0:14,921	0:48,687	0:17,413	0:16,109	0:15,165
Runde 12	0:47,691	0:17,109	0:15,813	0:14,769	0:48,468	0:17,442	0:16,012	0:15,014	0:49,209	0:17,350	0:16,478	0:15,381	0:48,537	0:17,157	0:15,957	0:15,423	0:48,654	0:17,412	0:16,077	0:15,165
Runde 13	0:47,795	0:17,336	0:15,718	0:14,741	0:47,913	0:17,133	0:15,863	0:14,917	0:48,313	0:17,244	0:16,127	0:14,942	0:48,440	0:17,333	0:16,256	0:14,851	0:48,768	0:17,481	0:16,134	0:15,153







**Round 2: 10 - 12 / 05 / 2019**

**PRO KART WACKERSDORF**

**DEUTSCHE KART-MEISTERSCHAFT**

**DMSB**

DMSB-RegNr.:107/19

**R 12 DSKG (KZ2) Heat 3 A < > B**

Die schnellsten Zeiten

Ort	Nr. Fahrername	Zeit	Streckenl.	Ø Speed
Ziel	381 Van Walstijn,Senna	0:47,135	1190 m	90,9 km/h
Sektion 1	397 Trefflows,David	0:16,848	452 m	96,6 km/h
Sektion 2	381 Van Walstijn,Senna	0:15,552	368 m	85,2 km/h
Sektion 3	381 Van Walstijn,Senna	0:14,608	370 m	91,2 km/h

	<b>Smr.328 Hofmann,Benedikt</b> <b>DEU</b> <b>BIREL ART RACING KSW</b> theoretisch mögliche Bestzeit 0:47,875 Ziel Sektion 1 Sektion 2 Sektion 3 0:47,970 0:17,127 0:15,892 0:14,856	<b>Smr.394 Leibmann,Daniel</b> <b>DEU</b> <b>Bamberger Karttracing</b> theoretisch mögliche Bestzeit 0:48,224 Ziel Sektion 1 Sektion 2 Sektion 3 0:48,750 0:17,314 0:15,922 0:14,988	<b>Smr.362 Putaitin,Slavik</b> <b>UKR</b> <b>CPB SPORT</b> theoretisch mögliche Bestzeit 0:50,341 Ziel Sektion 1 Sektion 2 Sektion 3 0:50,903 0:17,826 0:16,578 0:15,937	<b>Smr.326 Reiböck,Lukas</b> <b>AUT</b> <b>BIREL ART RACING KSW</b> theoretisch mögliche Bestzeit 0:00,000 Ziel Sektion 1 Sektion 2 Sektion 3	<b>Smr.312 Colakovic,Nermin</b> <b>DEU</b> <b>Solgat Motorsport</b> theoretisch mögliche Bestzeit 0:00,000 Ziel Sektion 1 Sektion 2 Sektion 3
best	0:54,741 0:21,322 0:17,334 0:16,085	0:54,462 0:20,680 0:17,781 0:16,001	0:58,814 0:25,687 0:17,190 0:15,937		
Runde 1	0:49,904 0:18,120 0:16,578 0:15,206	0:49,574 0:18,121 0:16,270 0:15,183	0:50,903 0:18,147 0:16,578 0:16,178		
Runde 2	0:48,708 0:17,458 0:16,182 0:15,068	0:49,011 0:17,649 0:16,227 0:15,135	0:53,220 0:17,826 0:17,243 0:18,151		
Runde 3	0:49,520 0:18,162 0:16,154 0:15,204	0:49,624 0:18,079 0:16,462 0:15,083			
Runde 4	1:15,641 0:17,448 0:16,425 0:15,080	0:51,045 0:17,578 0:17,706 0:15,761			
Runde 5	0:49,498 0:17,993 0:16,425 0:15,080	0:48,750 0:17,765 0:15,965 0:15,020			
Runde 6	0:48,248 0:17,372 0:15,965 0:14,911	0:49,486 0:17,820 0:15,922 0:15,744			
Runde 7	0:48,208 0:17,278 0:16,014 0:14,916	0:50,037 0:18,783 0:16,266 0:14,988			
Runde 8	0:48,128 0:17,127 0:16,009 0:14,992	0:59,280 0:17,314 0:19,263 0:22,703			
Runde 9	0:47,970 0:17,170 0:15,944 0:14,856				
Runde 10	0:48,051 0:17,170 0:15,892 0:14,989				
Runde 11	0:48,053 0:17,246 0:15,931 0:14,876				
Runde 12	0:48,864 0:17,764 0:16,153 0:14,947				
Runde 13					

## R 7 DSKC (KZ2) Heat 2 A &lt;&gt; C

Strecke / track: 1190m

fastest Lap Toni GREIF at: 0:49,343

started: 31 classified: 30 not classified: 1 excluded: 1 not started: 1

Pos	Stf. Nr.	Fahrer / Driver	Nation	Bewerber/Sponsor	Nation	Lizenz / B-Lizenz	Chassis/Motor/Reifen	Points	Penalty	Runden / Laps	Gesamtzeit / Differenz	Abstand / Gap	beste Runde / best Lap	In R. / In L.	Beschw. / G.Scheid.	
1	360	BAUMANN, Dominik	AUT	KSB Racing Team	AUT	JK 2124 BK 002	Kosmic Kart / / Vego	0		13	12:33,880		0:54,718	13	73,9 km/h 73,9 km/h	
2	314	KINDERVATER, Robert	DEU	BIREL ART RACING KSW	AUT	IKC1133505 BK102	Birel Art / TM / Vego	2		13	12:34,404 0:00,524	0:00,524	0:54,972	13	73,8 km/h 77,9 km/h	
3	390	GREIF, Toni	DEU	Salgat Motorsport	DEU	IKB1095240 KBFI079882	Birel Art / TM / Vego	3		13	12:36,519 0:02,639	0:02,115	0:49,343	13	73,6 km/h 86,6 km/h	
4	329	VILLAGOMEZ, Rafael	MEX	BIREL ART RACING KSW	AUT	0525 BK102	Birel Art / TM / Vego	4		13	12:45,230 0:11,350	0:08,711	0:55,931	13	72,8 km/h 76,6 km/h	
5	323	STUMPF, Stephen	DEU	Salgat Motorsport	DEU	IKC1106930 KBFI079882	Birel Art / TM / Vego	5		13	12:47,787 0:13,907	0:02,557	0:55,511	13	72,5 km/h 77,2 km/h	
6	324	FRITSCH, Valentino	DEU	BIREL ART RACING KSW	AUT	IKB1173038 BK102	Birel Art / TM / Vego	6		13	12:48,768 0:14,888	0:00,981	0:55,821	13	72,4 km/h 76,7 km/h	
7	332	BEDNAR, Jan	CZE	GREGOR KART S.R.O.	CZE	19AS0152 338	CRG / TM / Vego	7		13	12:49,964 0:16,084	0:01,196	0:54,610	12	72,3 km/h 78,4 km/h	
8	333	KAPETANIDIS, Konstantin	DEU	Valier Motorsport	DEU	IKC1176576 KBFI063735	SODI / TM / Vego	8	5 sec.	13	12:50,486 0:16,606	0:00,522	0:55,987	13	72,3 km/h 76,5 km/h	
9	307	HIMMELS, Yannik	DEU	Valier Motorsport	DEU	IKC1147857 KBFI063735	SODI / TM / Vego	9		13	12:53,817 0:19,937	0:03,331	0:55,056	13	72 km/h 77,8 km/h	
10	358	GRAF, Adrian	DEU	Salgat Motorsport	DEU	IKC1126334 KBFI199882	Birel Art / TM / Vego	10		13	12:56,571 0:22,691	0:02,754	0:56,785	12	71,7 km/h 75,4 km/h	
11	318	WALTER, Luca	DEU	Luca Walter	DEU	IKC1140650 IKC1140650	Alpha Karting / TM / Vego	11	5 sec.	13	12:58,601 0:24,721	0:02,030	0:55,104	13	71,5 km/h 77,7 km/h	
12	389	LANGENBACHER, Marvin	DEU	RS-Motorsport	DEU	IKC1152544 KBFI104126	CRG / TM / Vego	12		13	12:59,997 0:26,117	0:01,396	0:56,859	12	71,4 km/h 75,3 km/h	
13	361	GEMMILL, Oliver	GBR	MK Racing	GBR	86136 273485	Tony Kart / Vortex / Vego	13	5 sec.	13	13:01,151 0:27,271	0:01,154	0:57,382	12	71,3 km/h 74,7 km/h	
14	312	COLAKOVIC, Nermin	DEU	Salgat Motorsport	DEU	LIB165480 KBFI079882	Birel Art / TM / Vego	14		13	13:01,183 0:27,303	0:00,032	0:56,256	12	71,3 km/h 76,2 km/h	
15	325	DAM, Benjamin	AUT	BIREL ART RACING KSW	AUT	IKJ2019 BK102	Birel Art / TM / Vego	15	5 sec.	13	13:01,196 0:27,316	0:00,013	0:56,610	12	71,3 km/h 75,7 km/h	
16	351	KREUTZ, Patrick	DEU	RS-Motorsport	DEU	IKB1101586 KBFI104126	CRG / TM / Vego	16	5 sec.	13	13:01,310 0:27,430	0:00,114	0:57,110	13	71,3 km/h 75 km/h	
17	363	STEIGERWALD, Noah	DEU	Bamberger Karttracing	DEU	IKB1174750 KBFI197896	Luxor / TM / Vego	17	5 sec.	13	13:02,393 0:28,513	0:01,083	0:55,209	13	71,2 km/h 77,6 km/h	
18	319	ELTER, Marc	DEU	CRG Holland	IND	IKC1147174 15521	CRG / TM / Vego	18	5 sec.	13	13:03,707 0:29,827	0:01,314	0:55,367	13	71,1 km/h 77,4 km/h	
19	335	BEYERLEIN, Patrick	DEU	BEYMO-Karttracing	DEU	IKC1041625 KBFI160795	CRG / TM / Vego	19		13	13:04,104 0:30,224	0:00,397	0:55,864	13	71 km/h 76,7 km/h	
20	310	TRÖGER, Tim	DEU	Mach1 Motorsport	DEU	IKC1132554 KBFI005514	Mach1 / TM / Vego	20	5 sec.	13	13:04,772 0:30,892	0:00,668	0:55,813	13	71 km/h 76,8 km/h	
21	308	LOPEZ, Marc	ESP	CRG Keijzer racing	IND	0014 esp 28613	CRG / TM / Vego	21		13	13:07,503 0:33,623	0:02,731	0:56,420	13	70,9 km/h 75,9 km/h	
22	355	SPECK, Luis Laurin	DEU	Tbkart Srl.	ITA	IKB1167417 297356	Tbkart / TM / Vego	22		13	13:14,715 0:40,835	0:07,212	0:57,363	12	70,1 km/h 74,7 km/h	
23	334	CLEVERT, Lauren-Alexander	DEU	Kartshop Ampfing	DEU	IKC1173645 KBFI108764	Tony Kart / TM / Vego	23		13	13:20,296 0:46,416	0:05,581	0:55,026	12	69,6 km/h 77,9 km/h	
24	322	FREDRIKSSON, Lucas	SWE	JP Racing	SWE	200108290073 105	Exprit / Vortex / Vego	24		13	13:26,955 0:53,075	0:06,659	0:58,113	13	69 km/h 73,7 km/h	
25	391	FUNDA, Marcus	AUT	ZANCHI MOTORSPORT	ITA	IKJ2051 398793	GP Racing / TM / Vego	25		12	13:05,618 1 R	1 R	0:57,142	10	65,4 km/h 75 km/h	
26	326	REIBÖCK, Lukas	AUT	BIREL ART RACING KSW	AUT	IKJ2158 BK102	Birel Art / TM / Vego	26		11	11:44,213 2 R	1 R	0:57,999	9	66,9 km/h 73,9 km/h	
27	394	LEIBMANN, Daniel	DEU	Bamberger Karttracing	DEU	IKB1043835 KBFI197896	Lenzokart / LKE / Vego	27		10	10:10,037 3 R	1 R	0:54,247	10	70,2 km/h 79 km/h	
28	330	BOS, Jeroen	IND	CRG Holland	IND	21799 15521	CRG / TM / Vego	28		10	10:10,107 3 R	0:00,070	0:52,922	9	70,2 km/h 80,9 km/h	
29	384	EBNER, Moritz	ITA	Markus Ebner	ITA	404081 403974	Energy / TM / Vego	29	5 sec.	6	6:28,313 7 R	4 R	1:00,776	6	66,2 km/h 70,5 km/h	
30	381	VAN WALSTIJN, Senna	IND	SP Motor Sport	IND	35961	Kart Republic / TM / Vego	30	5 sec.	1	1:43,620 12 R	5 R	1:34,798	1	41,3 km/h 45,2 km/h	
the following drivers did not start.																
DNS	345	LAGERSTROM, Linus	SWE	Linus Lagerstrom	SWE	199409301216 199409301216	CRG / TM / Vego	33								DNS
the following drivers are disqualified																
DSQ	352	HUETING, Brio	IND	SRP Racing Team	DEU	46098 KBFI156791	Maronello / TM / Vego	34								DSQ disqualified

StNr. 333,318,325,351,319,363,310 5 sec penalty Frontfaring

StNr. 361,381,384 5 sec penalty Jump Start

StNr. 352 Disqualification from the Heat

Rennleitung: Volker Ehekircher Racedirektor: Horst Seidel

Sportkommissare: Nikolas Spaderna / Ulrich Bell / Franz-Josef Serr

Techn. Kommissare: Hans-Jürgen Dangers / A. Sengpiel / M. Grasshoff / C. Schmidt / J.Lawinger / M.Ambrosius

Zeitnahme: KART-DATA timing service Franz Schieszler

Zeitnahme / timekeeping



FRANZ SCHIESZLER

freigegeben: 17:16:30






**DEUTSCHE KART-MEISTERSCHAFT**

**Round 2: 10 - 12 / 05 / 2019**

**PRO KART WACKERSDORF**



DMSB-RegNr:107/19

**R 7 DSKC (KZ2) Heat 2 A < > G**

Fahrername Driver	Baumann Dominik	Kindervater Robert	Greif Toni	Villagomez Rafael	Kapetanidis Konstantin	Stumpf Stephen	Fritsch Valentino	Bednar Jan	Walter Luca	Himmels Yannik	Gemmill Oliver	Dam Benjamin
schnellste Runde in Runde	0:54,718 Rn. 13	0:54,972 Rn. 13	0:49,343 Rn. 13	0:55,931 Rn. 13	0:55,987 Rn. 13	0:55,511 Rn. 13	0:55,821 Rn. 13	0:54,610 Rn. 12	0:55,104 Rn. 13	0:55,056 Rn. 13	0:57,382 Rn. 12	0:56,610 Rn. 12
Speed	78,3 km/h	77,9 km/h	86,8 km/h	76,6 km/h	76,5 km/h	77,2 km/h	76,7 km/h	78,4 km/h	77,7 km/h	77,8 km/h	74,7 km/h	75,7 km/h
Lap 1	1:00,651	1:00,410	1:11,352	1:02,531	1:03,613	1:03,204	1:03,894	1:05,664	1:03,119	1:04,950	1:01,408	1:02,588
Lap 2	0:59,461	0:59,344	1:03,560	0:59,833	1:01,038	0:59,961	1:00,226	1:00,414	1:01,542	0:59,950	1:00,734	1:01,045
Lap 3	0:58,855	0:58,915	1:00,817	0:59,817	0:59,647	1:00,435	1:00,396	1:00,184	1:01,984	1:01,375	1:01,173	0:59,908
Lap 4	0:58,418	0:58,969	1:00,845	0:59,533	0:59,639	0:59,317	0:58,967	1:00,076	1:00,668	1:00,553	1:00,281	0:59,906
Lap 5	0:58,720	0:58,957	0:58,595	0:59,097	0:59,388	0:59,365	0:59,235	0:59,650	0:59,935	0:59,664	1:00,084	1:01,268
Lap 6	0:58,530	0:58,318	0:59,314	0:59,209	0:58,761	0:59,431	0:59,250	0:59,637	1:00,365	0:58,934	1:00,035	0:59,979
Lap 7	0:58,179	0:58,122	0:57,291	0:59,025	0:58,530	0:59,964	0:59,409	0:58,005	0:58,895	0:58,259	1:00,666	1:00,111
Lap 8	0:57,376	0:57,802	0:55,599	0:58,586	0:58,173	0:58,229	0:58,029	0:58,164	0:58,056	0:58,873	0:59,085	0:58,454
Lap 9	0:56,974	0:57,060	0:55,639	0:58,126	0:57,578	0:57,497	0:57,691	0:58,527	0:58,922	0:58,511	0:58,098	0:59,618
Lap 10	0:56,017	0:56,950	0:55,512	0:57,061	0:56,903	0:57,198	0:57,374	0:57,707	0:57,215	0:57,652	0:58,080	0:57,788
Lap 11	0:55,891	0:55,832	0:52,541	0:56,861	0:56,378	0:56,476	0:57,084	0:57,181	0:57,770	0:58,461	0:58,379	0:57,419
Lap 12	0:55,910	0:55,697	0:51,372	0:56,327	0:56,043	0:55,639	0:55,906	0:54,610	0:56,464	0:57,285	0:57,382	0:56,610
Lap 13	0:54,718	0:54,972	0:49,343	0:55,931	0:55,987	0:55,511	0:55,821	0:54,900	0:55,104	0:55,056	0:57,452	0:57,290










**Round 2: 10 - 12 / 05 / 2019**



**PRO KART WACKERSDORF**

**DMSB**

DMSB-RegNr:107/19

### R 7 DSKC (KZ2) Heat 2 A <> C

Fahrername Driver	Kreutz Patrick	Graf Adrian	Steigerwald Noah	Elter Marc	Tröger Tim	Langenbacher Marvin	Huefting Brio	Colakovic Nermin	Beyerlein Patrick	Lopez Marc	Speck Luis Laurin	Lauren- Alexander
schnellste Runde in Runde	0:57,110 Rn. 13	0:56,785 Rn. 12	0:55,209 Rn. 13	0:55,367 Rn. 13	0:55,813 Rn. 13	0:56,859 Rn. 12	0:57,252 Rn. 13	0:56,256 Rn. 12	0:55,864 Rn. 13	0:56,420 Rn. 13	0:57,363 Rn. 12	0:55,026 Rn. 12
Speed	75,0 km/h	75,4 km/h	77,6 km/h	77,4 km/h	76,8 km/h	75,3 km/h	74,8 km/h	76,2 km/h	76,7 km/h	75,9 km/h	74,7 km/h	77,9 km/h
Lap 1	1:02,971	1:05,639	1:05,827	1:06,926	1:12,763	1:05,250	1:07,026	1:06,555	1:07,135	1:06,901	1:09,382	1:06,732
Lap 2	1:01,379	0:59,954	1:00,406	1:02,121	1:00,477	1:00,404	1:01,163	1:02,167	1:02,392	1:01,712	1:03,079	1:01,598
Lap 3	1:01,429	1:00,376	1:00,023	0:59,810	1:00,398	1:00,159	0:59,983	1:01,607	1:01,612	1:02,138	1:01,305	0:59,516
Lap 4	1:00,203	1:01,406	1:01,628	0:59,557	1:00,156	1:00,811	0:59,809	1:00,913	1:01,297	1:01,459	1:01,470	1:00,130
Lap 5	0:59,706	0:59,763	1:00,217	1:00,634	0:58,941	1:00,202	1:00,085	0:59,789	1:00,349	1:00,292	1:00,879	1:00,278
Lap 6	0:59,898	0:59,833	1:00,559	1:00,377	0:59,055	1:00,261	0:59,782	1:00,003	1:01,919	1:01,230	1:00,693	1:00,165
Lap 7	0:59,414	0:59,009	0:59,219	0:58,951	0:59,075	0:59,612	0:59,364	0:59,924	0:59,861	1:00,129	1:01,294	1:04,769
Lap 8	0:58,511	0:58,522	0:58,817	1:00,498	1:00,564	0:58,825	1:00,188	0:58,088	0:59,102	0:58,883	1:00,077	1:20,639
Lap 9	0:58,452	0:58,121	0:58,242	0:57,373	0:58,162	0:58,852	0:57,594	0:57,684	0:58,541	0:58,844	0:58,207	0:56,925
Lap 10	0:57,501	0:57,575	0:57,637	0:57,414	0:57,374	0:57,783	0:57,274	0:57,410	0:57,135	0:57,903	0:58,673	0:56,301
Lap 11	0:57,966	0:57,383	0:57,460	0:57,274	0:56,524	0:57,665	0:57,468	0:56,669	0:56,798	0:57,581	0:58,080	0:56,978
Lap 12	0:57,219	0:56,785	0:56,803	0:56,625	0:56,610	0:56,859	0:57,380	0:56,256	0:56,220	0:57,070	0:57,363	0:55,026
Lap 13	0:57,110	0:57,015	0:55,209	0:55,367	0:55,813	0:56,868	0:57,252	0:56,386	0:55,864	0:56,420	0:57,591	0:55,588






**DEUTSCHE KART-MEISTERSCHAFT**

**Round 2: 10 - 12 / 05 / 2019**

**PRO KART WACKERSDORF**

**DMSB**



DMSB-RegNr.:107/19

### R 7 DSKC (KZ2) Heat 2 A < > C

Fahrername Driver	Fredriksson Lucas	Funda Marcus	Reiböck Lukas	Leibmann Daniel	Bos Jeroen	Ebner Moritz	Van Waalstijn Senna
schnellste Runde in Runde	0:58,113 Rn. 13	0:57,142 Rn. 10	0:57,999 Rn. 9	0:54,247 Rn. 10	0:52,922 Rn. 9	1:00,776 Rn. 6	1:34,798 Rn. 1
Speed	73,7 km/h	75,0 km/h	73,9 km/h	79,0 km/h	80,9 km/h	70,5 km/h	45,2 km/h
Lap 1	1:07,197	1:26,713	1:25,923	1:10,182	1:09,202	1:04,983	<u>1:34,798</u>
Lap 2	1:03,240	1:00,340	1:00,273	1:04,073	1:02,115	1:03,747	
Lap 3	1:02,768	1:00,043	1:00,994	1:01,308	1:00,933	1:02,093	
Lap 4	1:02,509	1:03,009	1:00,087	1:01,341	1:26,366	1:03,233	
Lap 5	1:02,563	1:41,747	1:00,108	1:01,088	0:57,019	1:01,873	
Lap 6	1:02,776	0:58,914	1:00,160	0:58,770	0:54,851	<u>1:00,776</u>	
Lap 7	1:01,878	1:00,200	0:59,391	0:59,822	0:54,082		
Lap 8	1:01,214	0:58,114	0:59,053	0:56,422	0:53,118		
Lap 9	1:00,748	0:58,992	0:57,999	0:55,999	0:52,922		
Lap 10	1:00,376	<u>0:57,142</u>	1:12,030	<u>0:54,247</u>	0:53,057		
Lap 11	0:59,170	0:58,014	1:03,217				
Lap 12	0:58,162	0:57,784					
Lap 13	<u>0:58,113</u>						

R 3 DSKC (KZ2) Heat 1 B <> C

Strecke / track: 1190m

fastest Lap Davids TREFILOVS at: 0:47,084

started: 30 classified: 30 not classified: 0 not started: 2

Pos	Stf. Nr.	Fahrer / Driver	Nation	Bewerber/Sponsor	Nation	Lizenz B-Lizenz	Chassis/Motor/Reifen	Points	Penalty	Runden Laus	Gesamtzeit Differenz	Abstand Gap	beste Runde best Lap	In R. in L.	o Geschw. in Speed
1	382	RISOM, Valdemar		RS Competition		36523 36053	Tony Kart / Vortex / Vega	0		13	10:37,813		0:47,613	9	87,3 km/h
2	310	TRÖGER, Tim		Mach1 Motorsport		IKC1132554 KBF1005514	Mach1 / TM / Vega	2		13	10:38,048 0:00,235	0:00,235	0:47,357	9	87,3 km/h
3	311	MOITZI, Philipp		KSB Racing Team		JK2029 BK1002	Kosmic / Vortex / Vega	3	5 sec.	13	10:40,319 0:02,506	0:02,271	0:47,697	9	87,3 km/h
4	314	KINDERVATER, Robert		BIREL ART RACING KSW		IKC1133505 BK102	Birel Art / TM / Vega	4	5 sec.	13	10:41,626 0:03,813	0:01,307	0:47,326	9	86,4 km/h
5	315	LEHNER, Franz		BIREL ART RACING KSW		JK2150 BK102	Birel Art / TM / Vega	5		13	10:41,918 0:07,105	0:03,292	0:47,830	7	86,4 km/h
6	383	POTMAN, Mark		CRG Holland		30972 15521	CRG / TM / Vega	6		13	10:45,502 0:07,689	0:00,584	0:47,795	9	86,3 km/h
7	391	FUNDA, Marcus		ZANCI MOTORSPORT		JK2051 398793	GP Racing / TM / Vega	7		13	10:46,059 0:08,246	0:00,557	0:47,808	7	86,2 km/h
8	369	DREWING, Pascal		Valier Motorsport		IKC1147574 KBF1063735	SODI / TM / Vega	8		13	10:46,578 0:08,765	0:00,519	0:48,068	9	86,1 km/h
9	397	TRETILOVS, Davids		SRP Racing Team		IKC1147656 KBF1156791	Maranello / TM / Vega	9	10 sec.	13	10:47,103 0:09,290	0:00,525	0:47,084	8	86,1 km/h
10	324	FRITSCH, Valentino		BIREL ART RACING KSW		IKB1173038 BK102	Birel Art / TM / Vega	10	5 sec.	13	10:49,203 0:11,390	0:02,100	0:47,288	7	85,8 km/h
11	332	BEDNAR, Jan		GREGOR KART S.R.O.		19AS0152 338	CRG / TM / Vega	11		13	10:49,610 0:11,797	0:00,407	0:47,976	8	85,7 km/h
12	306	WALTER, Andre		Solgart Motorsport		IKC1161930 KBF1079882	Birel Art / TM / Vega	12	5 sec.	13	10:50,508 0:12,695	0:00,898	0:47,947	5	85,6 km/h
13	331	SCHRÖDER, Tim		Mach1 Motorsport		IKB1079850 KBF1005514	Mach1 / TM / Vega	13		13	10:50,948 0:13,135	0:00,440	0:48,222	7	85,6 km/h
14	307	HIMMELS, Yannik		Valier Motorsport		IKC1147857 KBF1063735	SODI / TM / Vega	14		13	10:51,152 0:13,339	0:00,204	0:48,437	7	85,5 km/h
15	351	KREUTZ, Patrick		RS-Motorsport		IKB1101586 KBF1104126	CRG / TM / Vega	15		13	10:51,598 0:13,785	0:00,446	0:47,898	10	85,5 km/h
16	317	DRESEN, Andreas		SRP Racing Team		IKC1116375 KBF1156791	Maranello / TM / Vega	16		13	10:51,865 0:14,052	0:00,267	0:47,985	10	85,4 km/h
17	319	ELTER, Marc		CRG Holland		IKC1147174 15521	CRG / TM / Vega	17	5 sec.	13	10:52,452 0:14,639	0:00,587	0:47,795	7	85,4 km/h
18	316	UBER, Sebastian		RS-Motorsport		IKB1117990 KBF1104126	CRG / Modena / Vega	18		13	10:52,556 0:14,743	0:00,104	0:48,074	8	85,3 km/h
19	355	SPECK, Luis Laurin		Tbkart Srl.		297356	Tbkart / TM / Vega	19		13	10:53,386 0:15,553	0:00,810	0:47,786	10	85,2 km/h
20	335	BEYERLEIN, Patrick		BEYMO-Karttracing		IKC1041625 KBF1160795	CRG / TM / Vega	20		13	10:54,419 0:16,606	0:01,053	0:48,478	10	85,1 km/h
21	387	PREIBISCH, Marius		Bamberger Karttracing		IKC118135 KBF1197896	Lenzokart / LKE / Vega	21		13	10:55,131 0:17,318	0:00,712	0:48,463	10	85,1 km/h
22	384	EBNER, Moritz		Markus Ebner		404081 403974	Energy / TM / Vega	22		13	10:55,754 0:17,941	0:00,623	0:47,953	7	84,9 km/h
23	398	FETZER, Dennis		SRP Racing Team		IKC1157082 KBF1156791	Maranello / TM / Vega	23	5 sec.	13	10:55,900 0:18,087	0:00,146	0:47,218	1	84,9 km/h
24	328	HOFMANN, Benedikt		BIREL ART RACING KSW		IKC1116634 BK102	Birel Art / TM / Vega	24	5 sec.	13	10:56,194 0:18,381	0:00,294	0:47,853	9	84,9 km/h
25	345	LAGERSTROM, Linus		Linus Lagerstrom		199409301216 199409301216	CRG / TM / Vega	25	5 sec.	13	10:56,321 0:18,508	0:00,127	0:48,032	9	84,9 km/h
26	320	DE SANTIS, Raffaele		SRP Racing Team		355299 KBF1156791	Maranello / TM / Vega	26	5 sec.	13	10:56,984 0:19,171	0:00,663	0:47,815	9	84,8 km/h
27	327	JONSSON, Lukas		JP RACING		200009017955 105	Exprit / Vortex / Vega	27		13	10:57,477 0:19,664	0:00,493	0:48,662	7	84,7 km/h
28	325	DAM, Benjamin		BIREL ART RACING KSW		JK2019 BK102	Birel Art / TM / Vega	28	5 sec.	13	10:57,792 0:19,979	0:00,315	0:47,960	10	84,7 km/h
29	389	LANGENBACHER, Marvin		RS-Motorsport		IKC1152544 KBF1104126	CRG / TM / Vega	29		11	9:08,762 2 R	2 R	0:47,884	7	85,9 km/h
30	362	PUTIATIN, Slavik		CPB SPORT		CS28.0006.19 232241	SODIKART / TM / Vega	30		1	1:13,384 12 R	10 R	1:08,463	1	58,4 km/h
the following drivers did not start.															
DNS	361	GEMMILL, Oliver		MK Racing		86136 273485	Tony Kart / Vortex / Vega	33		DNS					
DNS	358	GRAF, Adrian		Solgart Motorsport		IKC1126334 KBF179882	Birel Art / TM / Vega	33		DNS					

StNr. 311,314 5 sec penalty Jump Start

StNr. 397,324,319,328,398,345,320,325 5 sec penalty Frontfairing

StNr. 397,306 5 sec penalty causing a collision

Rennleitung: Volker Ehekircher Racedirektor: Horst Seidel

Sportkommissare: Nikolas Spaderna / Ulrich Bell / Franz-Josef Serr

Techn. Kommissare: Hans-Jürgen Dangers / A. Sengpiel / M. Grasshoff / C. Schmidt / J. Lawinger / M. Ambrosius

Zeitmahme: KART-DATA timing service Franz Schieszler






**DEUTSCHE KART-MEISTERSCHAFT**

**Round 2: 10 - 12 / 05 / 2019**

**PRO KART WACKERSDORF**

**Raceland**



**DMSB**

DMSB-RegNr:107/19

**R 3 DSKC (K22) Heat 1 B < > C**

Fahrername Driver	Moitzi Philipp	Kindervater Robert	Treflows Davids	Risom Valdemar	Tröger Tim	Fritsch Valentino	Lehner Franz	Potman Mark	Walter Andre	Funda Marcus	Drewing Pascal	Elter Marc
schnellste Runde in Runde	0:47,697 Rn. 9	0:47,326 Rn. 9	0:47,084 Rn. 8	0:47,613 Rn. 9	0:47,357 Rn. 9	0:47,288 Rn. 7	0:47,830 Rn. 7	0:47,795 Rn. 9	0:47,947 Rn. 5	0:47,808 Rn. 7	0:48,068 Rn. 9	0:47,795 Rn. 7
Speed	89,8 km/h	90,5 km/h	91,0 km/h	90,0 km/h	90,5 km/h	90,6 km/h	89,6 km/h	89,6 km/h	89,3 km/h	89,6 km/h	89,1 km/h	89,6 km/h
Lap 1	0:51,393	0:53,760	0:54,012	0:52,828	0:53,036	0:52,197	0:53,573	0:54,624	0:55,314	0:55,761	0:55,305	0:55,152
Lap 2	0:49,130	0:49,622	0:49,822	0:49,409	0:51,180	0:49,658	0:50,890	0:49,991	0:50,057	0:49,953	0:49,838	0:50,042
Lap 3	0:49,083	0:48,543	0:48,630	0:48,501	0:49,249	0:48,012	0:49,174	0:50,224	0:49,311	0:49,925	0:49,336	0:49,111
Lap 4	0:48,309	0:48,470	0:48,303	0:48,160	0:48,257	0:48,282	0:48,862	0:48,634	0:48,251	0:49,063	0:48,567	0:48,677
Lap 5	0:47,895	0:47,963	0:47,413	0:48,090	0:47,854	0:48,357	0:48,339	0:48,399	0:47,947	0:49,029	0:48,649	0:48,597
Lap 6	0:47,921	0:47,499	0:47,314	0:47,932	0:47,575	0:47,475	0:48,233	0:48,019	0:48,036	0:48,044	0:48,117	0:48,393
Lap 7	0:47,762	0:47,482	0:47,475	0:48,061	0:48,238	0:47,288	0:47,830	0:48,021	0:48,227	0:47,808	0:48,479	0:47,795
Lap 8	0:47,778	0:47,509	0:47,084	0:48,373	0:47,528	0:47,566	0:48,190	0:48,147	0:49,343	0:48,828	0:48,790	0:48,090
Lap 9	0:47,697	0:47,326	0:47,131	0:47,613	0:47,357	0:47,423	0:48,510	0:47,795	0:48,001	0:47,906	0:48,068	0:48,062
Lap 10	0:47,762	0:47,442	0:47,386	0:48,053	0:47,522	0:47,513	0:47,943	0:47,854	0:47,992	0:47,829	0:48,172	0:47,904
Lap 11	0:48,043	0:47,910	0:47,277	0:47,947	0:47,750	0:47,808	0:48,028	0:48,400	0:48,027	0:48,198	0:48,627	0:48,253
Lap 12	0:49,241	0:49,056	0:48,678	0:48,777	0:48,815	0:48,921	0:49,498	0:49,675	0:48,589	0:48,803	0:49,412	0:49,432
Lap 13	0:49,548	0:50,107	0:50,089	0:49,562	0:48,928	0:57,404	0:50,863	0:50,463	0:49,467	0:49,345	0:49,345	0:49,703






**DEUTSCHE KART-MEISTERSCHAFT**

**Round 2: 10 - 12 / 05 / 2019**

**PRO KART WACKERSDORF**



**DMSB**

DMSB-RegNr:107/19

### R 3 DSKC (K22) Heat 1 B <> C

Fahrername Driver	Bednar Jan	Schröder Tim	Himmels Yannik	Fetzer Dennis	Hofmann Benedikt	Lagerstrom Linus	Kreutz Patrick	Dresen Andreas	De Santis Raffaele	Uber Sebastian	Dam Benjamin	Speck Luis Laurin
schnellste Runde in Runde	0:47,976 Rn. 8	0:48,222 Rn. 7	0:48,437 Rn. 7	0:47,218 Rn. 1	0:47,853 Rn. 9	0:48,032 Rn. 9	0:47,898 Rn. 10	0:47,985 Rn. 10	0:47,815 Rn. 9	0:48,074 Rn. 8	0:47,960 Rn. 10	0:47,786 Rn. 10
Speed	89,3 km/h	88,8 km/h	88,4 km/h	90,7 km/h	89,5 km/h	89,2 km/h	89,4 km/h	89,3 km/h	89,6 km/h	89,1 km/h	89,3 km/h	89,6 km/h
Lap 1	0:55,059	0:53,026	0:55,102	0:47,218	0:56,065	0:55,656	0:57,998	0:55,046	0:55,787	0:56,103	0:58,220	0:56,052
Lap 2	0:49,958	0:52,150	0:50,469	1:34,604	0:50,221	0:50,275	0:50,377	0:50,609	0:50,480	0:49,983	0:50,336	0:50,984
Lap 3	0:50,184	0:50,366	0:50,068	0:48,614	0:51,018	0:49,895	0:50,453	0:49,509	0:49,890	0:49,823	0:50,502	0:51,284
Lap 4	0:48,621	0:48,746	0:49,049	1:36,182	0:48,935	0:49,085	0:49,003	0:49,323	0:48,463	0:49,604	0:48,664	0:49,042
Lap 5	0:48,812	0:48,853	0:48,964	0:48,860	0:48,366	0:48,990	0:48,498	0:48,576	0:48,315	0:48,667	0:49,134	0:48,710
Lap 6	0:48,552	0:49,350	0:48,514	0:50,376	0:47,906	0:49,367	0:48,045	0:48,630	0:48,383	0:48,905	0:48,878	0:48,977
Lap 7	0:48,684	0:48,222	0:48,437		0:49,460	0:49,338	0:49,382	0:49,888	0:50,133	0:48,913	0:47,994	0:48,848
Lap 8	0:47,976	0:48,929	0:48,693		0:47,876	0:48,062	0:47,974	0:48,051	0:48,790	0:48,074	0:48,752	0:48,467
Lap 9	0:48,447	0:48,975	0:48,678		0:47,853	0:48,032	0:48,077	0:48,352	0:47,815	0:48,075	0:48,067	0:48,073
Lap 10	0:48,399	0:48,337	0:48,843		0:48,101	0:48,545	0:47,898	0:47,985	0:48,038	0:48,405	0:47,960	0:47,786
Lap 11	0:48,407	0:49,200	0:48,749		0:48,828	0:49,353	0:48,773	0:49,290	0:49,434	0:49,437	0:49,457	0:48,814
Lap 12	0:49,698	0:49,465	0:49,432		0:48,912	0:49,174	0:49,357	0:49,355	0:49,115	0:51,257	0:49,219	0:49,864
Lap 13	0:49,892	0:51,105	0:51,154		0:50,686	0:50,402	0:50,169	0:50,186	0:49,318	0:49,767	0:49,685	0:49,678






**DEUTSCHE KART-MEISTERSCHAFT**

**Round 2: 10 - 12 / 05 / 2019**

**PRO KART WACKERSDORF**





**DMSB**

DMSB-RegNr.:107/19

### R 3 DSKC (K22) Heat 1 B <> C

Fahrername Driver	Beyerlein Patrick	Preibisch Marius	Ebner Moritz	Jonsson Lukas	Langenbacher Marvin	Putiafin Slavik
schnellste Runde in Runde	0:48,478 Rn. 10	0:48,463 Rn. 10	0:47,953 Rn. 7	0:48,662 Rn. 7	0:47,884 Rn. 7	1:08,463 Rn. 1
Speed	88,4 km/h	88,4 km/h	89,3 km/h	88,0 km/h	89,5 km/h	62,6 km/h
Lap 1	0:56,205	0:56,923	0:52,137	0:57,278	0:54,185	1:08,463
Lap 2	0:50,721	0:51,113	0:48,524	0:50,965	0:50,097	
Lap 3	0:50,133	0:50,132	0:48,494	0:49,906	0:49,557	
Lap 4	0:49,906	0:49,137	0:48,190	0:49,663	0:48,452	
Lap 5	0:49,074	0:48,717	0:48,447	0:48,920	0:48,927	
Lap 6	0:49,300	0:48,859	0:47,986	0:48,744	0:48,294	
Lap 7	0:48,680	0:48,802	0:47,953	0:48,662	0:47,884	
Lap 8	0:48,591	0:48,753	0:48,056	0:49,043	0:49,247	
Lap 9	0:48,867	0:48,641	0:48,007	0:48,829	0:48,476	
Lap 10	0:48,478	0:48,463	0:48,326	0:49,138	0:48,549	
Lap 11	0:48,733	0:48,720	0:48,884	0:49,068	0:48,165	
Lap 12	0:49,504	0:49,835	0:48,980	0:49,276		
Lap 13	0:49,828	0:49,920	0:49,725	0:50,473		

**DEUTSCHE KART-MEISTERSCHAFT**

**Round 2: 10 - 12 / 05 / 2019**

**PRO KART WACKERSDORF**

**DMSB**

DMSB-RegNr:107/19

## R 3 DSKG (KZ2) Heat 1 B < > C

Ziel		Sektion 1		Sektion 2		Sektion 3	
Fahrername	Zeit	Fahrername	Zeit	Fahrername	Zeit	Fahrername	Zeit
1 397 Trefilovs, Davids	0:47,084	397 Trefilovs, Davids	0:16,872	397 Trefilovs, Davids	0:15,554	397 Trefilovs, Davids	0:14,565
2 398 Fetzer, Dennis	0:47,218	314 Kindervater, Robert	0:16,877	310 Tröger, Tim	0:15,629	324 Fritsch, Valentino	0:14,659
3 324 Fritsch, Valentino	0:47,288	324 Fritsch, Valentino	0:16,925	324 Fritsch, Valentino	0:15,704	314 Kindervater, Robert	0:14,699
4 314 Kindervater, Robert	0:47,326	310 Tröger, Tim	0:16,965	314 Kindervater, Robert	0:15,706	310 Tröger, Tim	0:14,728
5 310 Tröger, Tim	0:47,357	311 Moitz, Philipp	0:16,974	391 Funda, Marcus	0:15,723	319 Elter, Marc	0:14,753
6 382 Risom, Valdemar	0:47,613	315 Lehner, Franz	0:17,001	382 Risom, Valdemar	0:15,742	345 Lagerstrom, Linus	0:14,772
7 311 Moitz, Philipp	0:47,697	391 Funda, Marcus	0:17,003	306 Walter, Andre	0:15,807	328 Hofmann, Benedikt	0:14,775
8 355 Speck, Luis Laurin	0:47,786	389 Langenbacher, Marvin	0:17,008	351 Kreuz, Patrick	0:15,808	384 Ebner, Moritz	0:14,779
9 383 Potman, Mark	0:47,795	382 Risom, Valdemar	0:17,023	383 Potman, Mark	0:15,809	311 Moitz, Philipp	0:14,810
10 319 Elter, Marc	0:47,795	319 Elter, Marc	0:17,039	319 Elter, Marc	0:15,809	315 Lehner, Franz	0:14,811
11 391 Funda, Marcus	0:47,808	355 Speck, Luis Laurin	0:17,042	315 Lehner, Franz	0:15,810	306 Walter, Andre	0:14,817
12 320 De Santis, Raffaele	0:47,815	383 Potman, Mark	0:17,071	355 Speck, Luis Laurin	0:15,815	351 Kreuz, Patrick	0:14,819
13 315 Lehner, Franz	0:47,830	325 Dam, Benjamin	0:17,071	320 De Santis, Raffaele	0:15,817	391 Funda, Marcus	0:14,821
14 328 Hofmann, Benedikt	0:47,853	369 Drawing, Pascal	0:17,072	369 Drawing, Pascal	0:15,818	382 Risom, Valdemar	0:14,836
15 389 Langenbacher, Marvin	0:47,884	306 Walter, Andre	0:17,075	328 Hofmann, Benedikt	0:15,833	355 Speck, Luis Laurin	0:14,836
16 351 Kreuz, Patrick	0:47,898	316 Uber, Sebastian	0:17,083	311 Moitz, Philipp	0:15,838	325 Dam, Benjamin	0:14,844
17 306 Walter, Andre	0:47,947	332 Bednar, Jan	0:17,106	345 Lagerstrom, Linus	0:15,847	369 Drawing, Pascal	0:14,852
18 384 Ebner, Moritz	0:47,953	345 Lagerstrom, Linus	0:17,106	332 Bednar, Jan	0:15,867	320 De Santis, Raffaele	0:14,854
19 325 Dam, Benjamin	0:47,960	328 Hofmann, Benedikt	0:17,118	316 Uber, Sebastian	0:15,873	307 Himmels, Yannik	0:14,863
20 332 Bednar, Jan	0:47,976	351 Kreuz, Patrick	0:17,121	325 Dam, Benjamin	0:15,875	332 Bednar, Jan	0:14,869
21 317 Dresen, Andreas	0:47,985	320 De Santis, Raffaele	0:17,135	384 Ebner, Moritz	0:15,879	389 Langenbacher, Marvin	0:14,886
22 345 Lagerstrom, Linus	0:48,032	307 Himmels, Yannik	0:17,155	317 Dresen, Andreas	0:15,881	317 Dresen, Andreas	0:14,891
23 369 Drawing, Pascal	0:48,068	317 Dresen, Andreas	0:17,180	307 Himmels, Yannik	0:15,887	383 Potman, Mark	0:14,904
24 316 Uber, Sebastian	0:48,074	331 Schröder, Tim	0:17,184	389 Langenbacher, Marvin	0:15,901	335 Beyerlein, Patrick	0:14,945
25 331 Schröder, Tim	0:48,222	384 Ebner, Moritz	0:17,191	331 Schröder, Tim	0:15,955	316 Uber, Sebastian	0:14,952
26 307 Himmels, Yannik	0:48,437	387 Preibisch, Marius	0:17,293	335 Beyerlein, Patrick	0:16,018	387 Preibisch, Marius	0:14,955
27 387 Preibisch, Marius	0:48,463	335 Beyerlein, Patrick	0:17,320	387 Preibisch, Marius	0:16,066	331 Schröder, Tim	0:14,970
28 335 Beyerlein, Patrick	0:48,478	327 Jonsson, Lukas	0:17,347	327 Jonsson, Lukas	0:16,158	327 Jonsson, Lukas	0:15,114
29 327 Jonsson, Lukas	0:48,662	362 Putiatin, Slavik	0:25,689	362 Putiatin, Slavik	0:20,637	362 Putiatin, Slavik	0:22,137
30 362 Putiatin, Slavik	1:08,463	398 Fetzer, Dennis		398 Fetzer, Dennis		398 Fetzer, Dennis	






**DEUTSCHE KART-MEISTERSCHAFT**

**Round 2: 10 - 12 / 05 / 2019**

**PRO KART WACKERSDORF**

*Raceland*

**DMSB**

DMSB-RegNr.:107/19

**R 3 DSKC (KZ2) Heat 1 B < > C**

Die schnellsten Zeiten

Ort	Nr. Fahrername	Zeit	Streckentl.	Ø Speed
Ziel	397 Trefflows, Davids	0:47,084	1190 m	91,0 km/h
Sektion 1	397 Trefflows, Davids	0:16,872	452 m	96,4 km/h
Sektion 2	397 Trefflows, Davids	0:15,554	368 m	85,2 km/h
Sektion 3	397 Trefflows, Davids	0:14,565	370 m	91,5 km/h

	Smr.311 Moitzi, Philipp AUT KSB Racing Team			Smr.314 Kindervater, Robert DEU BIREL ART RACING KSW			Smr.397 Trefflows, Davids DEU SRP Racing Team			Smr.382 Ricom, Valdemar DNK RS Competition			Smr.310 Träger, Tim DEU Mach1 Motorsport							
	theoretisch mögliche Bestzeit	Ziel	Sektion 3	theoretisch mögliche Bestzeit	Ziel	Sektion 3	theoretisch mögliche Bestzeit	Ziel	Sektion 3	theoretisch mögliche Bestzeit	Ziel	Sektion 3	theoretisch mögliche Bestzeit	Ziel	Sektion 3					
best	0:47,697	0:16,974	0:15,838	0:14,810	0:47,326	0:16,877	0:15,706	0:14,699	0:47,084	0:16,872	0:15,554	0:14,565	0:47,613	0:17,023	0:15,742	0:14,836	0:47,357	0:16,965	0:15,629	0:14,728
Runde 1	0:51,393	0:19,596	0:16,501	0:15,296	0:53,760	0:21,406	0:16,712	0:15,642	0:54,012	0:20,458	0:17,964	0:15,590	0:52,828	0:20,082	0:17,087	0:15,659	0:53,036	0:20,225	0:16,891	0:15,920
Runde 2	0:49,130	0:17,672	0:16,325	0:15,133	0:49,622	0:18,097	0:16,452	0:15,073	0:49,822	0:17,884	0:16,429	0:15,509	0:49,409	0:17,879	0:16,323	0:15,207	0:51,180	0:18,827	0:17,078	0:15,275
Runde 3	0:49,083	0:17,982	0:16,082	0:15,019	0:48,543	0:17,514	0:16,087	0:14,942	0:48,630	0:17,686	0:16,097	0:14,847	0:48,501	0:17,332	0:16,160	0:15,009	0:49,249	0:18,135	0:16,112	0:15,002
Runde 4	0:48,309	0:17,420	0:15,920	0:14,969	0:48,470	0:17,320	0:16,140	0:15,010	0:48,303	0:17,292	0:16,147	0:14,864	0:48,160	0:17,284	0:15,946	0:14,930	0:48,257	0:17,264	0:16,061	0:14,932
Runde 5	0:47,895	0:17,181	0:15,872	0:14,842	0:47,963	0:17,283	0:15,897	0:14,783	0:47,413	0:16,949	0:15,798	0:14,666	0:48,090	0:17,198	0:15,929	0:14,963	0:47,854	0:17,230	0:15,799	0:14,825
Runde 6	0:47,921	0:17,229	0:15,838	0:14,854	0:47,499	0:17,037	0:15,749	0:14,713	0:47,314	0:16,902	0:15,728	0:14,684	0:47,932	0:17,159	0:15,901	0:14,872	0:47,575	0:17,017	0:15,754	0:14,804
Runde 7	0:47,762	0:17,079	0:15,840	0:14,843	0:47,482	0:16,986	0:15,706	0:14,790	0:47,475	0:17,200	0:15,554	0:14,721	0:48,061	0:17,048	0:15,807	0:15,206	0:48,238	0:17,583	0:15,864	0:14,791
Runde 8	0:47,778	0:17,048	0:15,907	0:14,823	0:47,509	0:16,927	0:15,877	0:14,705	0:47,084	0:16,888	0:15,631	0:14,565	0:48,373	0:17,569	0:15,782	0:15,022	0:47,528	0:17,023	0:15,678	0:14,827
Runde 9	0:47,697	0:16,974	0:15,913	0:14,810	0:47,326	0:16,877	0:15,750	0:14,699	0:47,131	0:16,904	0:15,630	0:14,597	0:48,613	0:17,035	0:15,742	0:14,836	0:47,357	0:16,976	0:15,629	0:14,752
Runde 10	0:47,762	0:17,037	0:15,851	0:14,874	0:47,442	0:16,961	0:15,735	0:14,746	0:47,386	0:16,999	0:15,746	0:14,641	0:48,053	0:17,023	0:16,184	0:14,846	0:47,522	0:16,965	0:15,829	0:14,728
Runde 11	0:48,043	0:17,089	0:16,084	0:14,920	0:47,910	0:17,226	0:15,800	0:14,884	0:47,277	0:16,872	0:15,634	0:14,771	0:47,947	0:17,180	0:15,810	0:14,957	0:47,750	0:17,115	0:15,733	0:14,902
Runde 12	0:49,241	0:17,544	0:16,324	0:15,373	0:49,056	0:17,604	0:16,240	0:15,212	0:48,678	0:17,204	0:16,296	0:15,178	0:48,777	0:17,401	0:16,247	0:15,129	0:48,815	0:17,535	0:16,137	0:15,143
Runde 13	0:49,548	0:17,816	0:16,350	0:15,382	0:50,107	0:18,350	0:16,315	0:15,442	0:50,089	0:18,676	0:16,173	0:15,240	0:49,562	0:17,706	0:16,392	0:15,464	0:48,928	0:17,665	0:16,071	0:15,192








DEUTSCHE KART-MEISTERSCHAFT

Round 2: 10 - 12 / 05 / 2019

PRO KART WACKERSDORF

Raceland



DMSB-RegNr.:107/19

R 3 DSKC (KZ2) Heat 1 B < > C

Die schnellsten Zeiten

Ort	Nr. Fahrername	Zeit	Streckenl.	Ø Speed
Ziel	397 Trefflows, Davids	0:47,084	1190 m	91,0 km/h
Sektion 1	397 Trefflows, Davids	0:16,872	452 m	96,4 km/h
Sektion 2	397 Trefflows, Davids	0:15,554	368 m	85,2 km/h
Sektion 3	397 Trefflows, Davids	0:14,565	370 m	91,5 km/h

	Snr.324 Fritsch, Valentino DEU BIREL ART RACING KSW			Snr.315 Lehner, Franz AUT BIREL ART RACING KSW			Snr.383 Poiman, Mark NLD CRG Holland			Snr.306 Walter, Andre DEU Solgat Motorsport			Snr.391 Funda, Marcus AUT ZANCHI MOTORSPORT					
	theoretisch mögliche Bestzeit	Sektion 2	Sektion 3	theoretisch mögliche Bestzeit	Sektion 2	Sektion 3	theoretisch mögliche Bestzeit	Sektion 2	Sektion 3	theoretisch mögliche Bestzeit	Sektion 2	Sektion 3	theoretisch mögliche Bestzeit	Sektion 2	Sektion 3			
best	0:47,288	0:16,925	0:14,659	0:47,830	0:17,001	0:14,811	0:47,795	0:17,071	0:15,809	0:14,904	0:47,947	0:17,075	0:15,807	0:14,817	0:47,808	0:17,003	0:15,723	0:14,821
Runde 1	0:52,197	0:20,229	0:16,662	0:15,306	0:16,882	0:15,578	0:54,624	0:21,243	0:17,491	0:15,890	0:47,947	0:17,245	0:15,874	0:14,828	0:55,761	0:21,653	0:18,252	0:15,856
Runde 2	0:49,658	0:18,121	0:16,607	0:14,930	0:17,021	0:15,260	0:49,991	0:18,018	0:16,630	0:15,343	0:50,057	0:18,355	0:16,563	0:15,139	0:49,953	0:18,021	0:16,678	0:15,254
Runde 3	0:48,012	0:17,252	0:15,934	0:14,826	0:16,246	0:15,024	0:50,224	0:18,357	0:16,584	0:15,283	0:49,311	0:17,868	0:16,152	0:15,291	0:49,925	0:18,189	0:16,375	0:15,361
Runde 4	0:48,282	0:17,163	0:16,116	0:15,003	0:17,439	0:16,501	0:48,634	0:17,349	0:16,140	0:15,145	0:48,251	0:17,368	0:15,954	0:14,929	0:49,063	0:17,970	0:16,167	0:14,926
Runde 5	0:48,357	0:17,780	0:15,849	0:14,728	0:17,438	0:16,090	0:48,399	0:17,286	0:16,061	0:15,052	0:47,947	0:17,245	0:15,874	0:14,828	0:49,029	0:17,424	0:16,486	0:15,119
Runde 6	0:47,475	0:17,001	0:15,777	0:14,697	0:17,320	0:16,035	0:48,019	0:17,113	0:15,922	0:14,984	0:48,036	0:17,395	0:15,807	0:14,834	0:48,044	0:17,106	0:16,117	0:14,821
Runde 7	0:47,288	0:16,925	0:15,704	0:14,659	0:17,096	0:15,912	0:48,021	0:17,091	0:15,969	0:14,961	0:48,227	0:17,075	0:15,880	0:15,272	0:47,808	0:17,216	0:15,723	0:14,869
Runde 8	0:47,566	0:17,112	0:15,736	0:14,718	0:17,275	0:16,040	0:48,147	0:17,153	0:16,090	0:14,904	0:49,343	0:17,500	0:16,326	0:15,517	0:48,828	0:17,309	0:16,034	0:15,485
Runde 9	0:47,423	0:16,966	0:15,744	0:14,713	0:17,571	0:16,081	0:47,795	0:17,071	0:15,809	0:14,915	0:48,001	0:17,291	0:15,841	0:14,869	0:47,906	0:17,236	0:15,765	0:14,905
Runde 10	0:47,513	0:17,013	0:15,792	0:14,708	0:17,001	0:15,132	0:47,854	0:17,092	0:15,826	0:14,936	0:47,992	0:17,302	0:15,873	0:14,817	0:47,829	0:17,003	0:15,919	0:14,907
Runde 11	0:47,808	0:17,106	0:15,875	0:14,827	0:17,029	0:16,037	0:48,400	0:17,324	0:15,930	0:15,146	0:48,027	0:17,257	0:15,855	0:14,915	0:48,198	0:17,135	0:16,047	0:15,016
Runde 12	0:48,921	0:17,475	0:16,282	0:15,164	0:18,132	0:16,281	0:49,675	0:17,699	0:16,381	0:15,595	0:48,589	0:17,461	0:15,994	0:15,134	0:48,803	0:17,596	0:16,227	0:14,980
Runde 13	0:57,404	0:25,582	0:16,681	0:15,141	0:18,783	0:16,656	0:50,463	0:18,067	0:16,595	0:15,801	0:49,467	0:17,671	0:16,331	0:15,465	0:49,345	0:17,445	0:16,318	0:15,582






**DEUTSCHE KART-MEISTERSCHAFT**

**PRO KART WACKERSDORF**

**Round 2: 10 - 12 / 05 / 2019**

**Race-land**



DMSB-RegNr.:107/19

**R 3 DSKC (KZ2) Heat 1 B < > C**

Die schnellsten Zeiten

Ort	Nr. Fahrername	Zeit	Streckenl.	Ø Speed
Ziel	397 Trefflows, Davids	0:47,084	1190 m	91,0 km/h
Sektion 1	397 Trefflows, Davids	0:16,872	452 m	96,4 km/h
Sektion 2	397 Trefflows, Davids	0:15,554	368 m	85,2 km/h
Sektion 3	397 Trefflows, Davids	0:14,565	370 m	91,5 km/h

	Smr.369 Drawing, Pascal DEU Valier Motorsport			Smr.319 Elter, Marc DEU CRG Holland			Smr.332 Bednar, Jan CZE GREGOR KART S.R.O.			Smr.331 Schröder, Tim DEU Mach 1 Motorsport			Smr.307 Himmels, Yannik DEU Valier Motorsport							
	theoretisch mögliche Bestzeit 0:47,742			theoretisch mögliche Bestzeit 0:47,601			theoretisch mögliche Bestzeit 0:47,842			theoretisch mögliche Bestzeit 0:48,109			theoretisch mögliche Bestzeit 0:47,905							
best	Ziel	Sektion 1	Sektion 2	Sektion 3	Ziel	Sektion 1	Sektion 2	Sektion 3	Ziel	Sektion 1	Sektion 2	Sektion 3	Ziel	Sektion 1	Sektion 2	Sektion 3				
Runde 1	0:48,068	0:17,072	0:15,818	0:14,852	0:47,795	0:17,039	0:15,809	0:14,753	0:47,976	0:17,106	0:15,867	0:14,869	0:48,222	0:17,184	0:15,955	0:14,970	0:48,437	0:17,155	0:15,887	0:14,863
Runde 2	0:55,305	0:21,695	0:17,854	0:15,756	0:55,152	0:21,511	0:17,558	0:16,083	0:55,059	0:21,057	0:18,058	0:15,944	0:53,026	0:20,187	0:17,041	0:15,798	0:55,102	0:21,636	0:17,645	0:15,821
Runde 3	0:49,838	0:17,909	0:16,420	0:15,509	0:50,042	0:18,215	0:16,395	0:15,432	0:49,958	0:18,299	0:16,432	0:15,227	0:52,150	0:19,293	0:17,451	0:15,406	0:50,469	0:18,011	0:16,872	0:15,586
Runde 4	0:49,336	0:17,633	0:16,570	0:15,133	0:49,111	0:17,699	0:16,317	0:15,095	0:50,184	0:18,041	0:16,543	0:15,600	0:50,366	0:18,746	0:16,400	0:15,220	0:50,068	0:17,954	0:16,563	0:15,551
Runde 5	0:48,567	0:17,424	0:16,045	0:15,098	0:48,677	0:17,594	0:15,989	0:15,094	0:48,621	0:17,431	0:16,089	0:15,101	0:48,746	0:17,429	0:16,195	0:15,122	0:49,049	0:17,971	0:16,046	0:15,032
Runde 6	0:48,649	0:17,742	0:15,934	0:14,973	0:48,597	0:17,565	0:15,898	0:15,134	0:48,812	0:17,431	0:16,205	0:15,176	0:48,853	0:17,800	0:15,988	0:15,065	0:48,964	0:17,720	0:16,261	0:14,983
Runde 7	0:48,117	0:17,333	0:15,932	0:14,852	0:48,393	0:17,288	0:16,097	0:15,008	0:48,552	0:17,202	0:16,261	0:15,089	0:49,350	0:18,033	0:16,310	0:15,007	0:48,514	0:17,576	0:15,966	0:14,972
Runde 8	0:48,479	0:17,072	0:16,073	0:15,334	0:47,795	0:17,039	0:15,996	0:14,760	0:48,684	0:17,888	0:15,867	0:14,929	0:48,222	0:17,274	0:15,978	0:14,970	0:48,437	0:17,687	0:15,887	0:14,863
Runde 9	0:48,790	0:17,262	0:16,367	0:15,161	0:48,090	0:17,199	0:15,842	0:15,049	0:47,976	0:17,234	0:15,873	0:14,869	0:48,929	0:17,324	0:16,026	0:15,579	0:48,693	0:17,174	0:15,910	0:15,609
Runde 10	0:48,068	0:17,192	0:15,818	0:15,058	0:48,062	0:17,374	0:15,820	0:14,868	0:48,447	0:17,510	0:15,985	0:15,002	0:48,975	0:17,956	0:15,955	0:15,064	0:48,678	0:17,681	0:15,988	0:15,009
Runde 11	0:48,172	0:17,238	0:16,029	0:14,905	0:47,904	0:17,342	0:15,809	0:14,753	0:48,399	0:17,450	0:15,976	0:14,973	0:48,337	0:17,408	0:15,955	0:14,974	0:48,843	0:17,436	0:16,359	0:15,048
Runde 12	0:48,627	0:17,285	0:16,203	0:15,139	0:48,253	0:17,157	0:16,179	0:14,917	0:48,407	0:17,106	0:16,000	0:15,301	0:49,200	0:17,184	0:16,386	0:15,630	0:48,749	0:17,155	0:16,028	0:15,566
Runde 13	0:49,412	0:18,091	0:16,228	0:15,093	0:49,432	0:17,969	0:16,448	0:15,015	0:49,698	0:17,676	0:16,053	0:15,969	0:49,465	0:17,688	0:16,209	0:15,568	0:49,432	0:17,640	0:16,250	0:15,542
	0:49,345	0:17,732	0:16,338	0:15,275	0:49,703	0:17,672	0:16,442	0:15,589	0:49,892	0:18,252	0:16,268	0:15,372	0:51,105	0:18,892	0:16,567	0:15,646	0:51,154	0:18,542	0:16,591	0:16,021




DEUTSCHE KART-MEISTERSCHAFT

Round 2: 10 - 12 / 05 / 2019

PRO KART WACKERSDORF

Raceland



DMSB-RegNr.:107/19

R 3 DSKC (KZ2) Heat 1 B < > C

Die schnellsten Zeiten

Ort	Nr. Fahrername	Zeit	Streckenl.	Ø Speed
Ziel	397 Trefflows, Davids	0:47,084	1190 m	91,0 km/h
Sektion 1	397 Trefflows, Davids	0:16,872	452 m	96,4 km/h
Sektion 2	397 Trefflows, Davids	0:15,554	368 m	85,2 km/h
Sektion 3	397 Trefflows, Davids	0:14,565	370 m	91,5 km/h

	Smr.398 Feizer,Dennis DEU SRP Racing Team			Smr.345 Lagerstrom, Linus SWE Linus Lagerstrom			Smr.351 Kreuzt, Patrick DEU RS-Motorsport			Smr.317 Dresen, Andreas DEU SRP Racing Team						
	theoretisch mögliche Bestzeit	Ziel	Sektion 3	theoretisch mögliche Bestzeit	Ziel	Sektion 3	theoretisch mögliche Bestzeit	Ziel	Sektion 3	theoretisch mögliche Bestzeit	Ziel	Sektion 3				
best	0:47,218	0:17,118	0:15,833	0:47,775	0:48,032	0:17,106	0:15,847	0:14,772	0:47,898	0:17,121	0:15,808	0:14,819	0:47,985	0:17,180	0:15,881	0:14,891
Runde 1	0:47,218	0:56,065	0:17,712	0:15,998	0:55,656	0:21,624	0:18,385	0:15,647	0:57,998	0:24,295	0:17,602	0:16,101	0:55,046	0:21,113	0:18,060	0:15,873
Runde 2	1:34,604	0:50,221	0:18,337	0:15,447	0:50,275	0:17,837	0:16,547	0:15,891	0:50,377	0:18,317	0:16,551	0:15,509	0:50,609	0:18,338	0:16,869	0:15,402
Runde 3	0:48,614	0:51,018	0:18,879	0:16,306	0:49,895	0:17,874	0:16,788	0:15,233	0:50,453	0:18,694	0:16,552	0:15,207	0:49,509	0:17,636	0:16,424	0:15,449
Runde 4	1:36,182	0:48,935	0:17,763	0:16,088	0:49,085	0:17,746	0:16,324	0:15,015	0:49,003	0:17,767	0:16,114	0:15,122	0:49,323	0:18,067	0:16,135	0:15,121
Runde 5	0:48,860	0:48,366	0:17,420	0:16,024	0:48,990	0:17,417	0:16,445	0:15,128	0:48,498	0:17,428	0:16,025	0:15,045	0:48,576	0:17,399	0:16,036	0:15,141
Runde 6	0:50,376	0:47,906	0:17,118	0:14,922	0:49,367	0:17,403	0:16,879	0:15,085	0:48,045	0:17,222	0:15,976	0:14,847	0:48,630	0:17,545	0:16,104	0:14,981
Runde 7		0:49,460	0:17,585	0:16,815	0:49,338	0:18,378	0:16,188	0:14,772	0:49,382	0:17,508	0:16,731	0:15,143	0:49,888	0:18,051	0:16,891	0:14,946
Runde 8		0:47,876	0:17,268	0:14,775	0:48,062	0:17,106	0:15,847	0:15,109	0:47,974	0:17,291	0:15,864	0:14,819	0:48,051	0:17,208	0:15,938	0:14,905
Runde 9		0:47,853	0:17,198	0:15,838	0:48,032	0:17,208	0:15,953	0:14,871	0:48,077	0:17,121	0:16,020	0:14,936	0:48,352	0:17,485	0:15,976	0:14,891
Runde 10		0:48,101	0:17,150	0:16,093	0:48,545	0:17,621	0:15,957	0:14,967	0:47,898	0:17,179	0:15,808	0:14,911	0:47,985	0:17,180	0:15,881	0:14,924
Runde 11		0:48,828	0:17,572	0:16,163	0:49,353	0:18,255	0:16,041	0:15,057	0:48,773	0:17,486	0:16,334	0:14,953	0:49,290	0:17,682	0:16,648	0:14,960
Runde 12		0:48,912	0:17,627	0:16,161	0:49,174	0:17,860	0:16,244	0:15,070	0:49,357	0:17,750	0:16,278	0:15,329	0:49,355	0:17,987	0:16,210	0:15,158
Runde 13		0:50,686	0:18,393	0:16,635	0:50,402	0:18,061	0:16,729	0:15,612	0:50,169	0:17,918	0:16,579	0:15,672	0:50,186	0:17,983	0:16,508	0:15,695






**DEUTSCHE KART-MEISTERSCHAFT**

**Round 2: 10 - 12 / 05 / 2019**

**PRO KART WACKERSDORF**

*Raceland*

**DMSB-RegNr.:107/19**

**R 3 DSKC (KZ2) Heat 1 B < > C**

Die schnellsten Zeiten

Ort	Nr. Fahrername	Zeit	Streckenl.	Ø Speed
Ziel	397 Trefflows, Davids	0:47,084	1190 m	91,0 km/h
Sektion 1	397 Trefflows, Davids	0:16,872	452 m	96,4 km/h
Sektion 2	397 Trefflows, Davids	0:15,554	368 m	85,2 km/h
Sektion 3	397 Trefflows, Davids	0:14,565	370 m	91,5 km/h

	Snr.320 De Sanits,Raffaele ITA SRP Racing Team			Snr.316 Uber,Sebastian DEU RS-Motorsport			Snr.325 Dam,Benjamin AUT BIREL ART RACING KSW			Snr.355 Speck,Luis Laurin DEU Tbkart Srl.			Snr.335 Beyerlein,Patrick DEU BEYMO-Kartracing											
	theoretisch mögliche Bestzeit	Sektion 2	Sektion 3	theoretisch mögliche Bestzeit	Sektion 2	Sektion 3	theoretisch mögliche Bestzeit	Sektion 2	Sektion 3	theoretisch mögliche Bestzeit	Sektion 2	Sektion 3	theoretisch mögliche Bestzeit	Sektion 2	Sektion 3									
best	0:47,815	0:17,135	0:15,817	0:14,854	0:17,083	0:15,873	0:14,952	0:48,074	0:17,083	0:15,873	0:14,952	0:47,960	0:17,071	0:15,875	0:14,844	0:47,786	0:17,042	0:15,815	0:14,836	0:48,478	0:17,320	0:16,018	0:14,945	
Runde 1	0:55,787	0:22,044	0:17,747	0:15,996	0:56,103	0:22,283	0:17,889	0:15,931	0:49,983	0:18,072	0:16,535	0:15,376	0:58,220	0:24,628	0:17,837	0:15,755	0:56,052	0:22,230	0:17,860	0:15,962	0:56,205	0:22,480	0:17,746	0:15,979
Runde 2	0:50,480	0:18,234	0:16,721	0:15,525	0:49,983	0:18,072	0:16,535	0:15,376	0:49,823	0:18,066	0:16,313	0:15,444	0:50,336	0:18,070	0:16,784	0:15,482	0:50,984	0:18,209	0:17,116	0:15,659	0:50,721	0:18,307	0:16,670	0:15,744
Runde 3	0:49,890	0:18,184	0:16,169	0:15,537	0:49,823	0:18,066	0:16,313	0:15,444	0:49,604	0:18,232	0:16,255	0:15,117	0:50,502	0:18,382	0:16,547	0:15,573	0:51,284	0:18,771	0:16,523	0:15,990	0:50,133	0:18,299	0:16,514	0:15,320
Runde 4	0:48,463	0:17,374	0:15,995	0:15,094	0:49,604	0:18,232	0:16,255	0:15,117	0:49,667	0:17,404	0:16,092	0:15,171	0:48,664	0:17,476	0:16,136	0:15,052	0:49,042	0:17,757	0:16,232	0:15,053	0:49,906	0:17,690	0:16,616	0:15,600
Runde 5	0:48,315	0:17,264	0:15,981	0:15,070	0:48,667	0:17,404	0:16,092	0:15,171	0:48,905	0:17,756	0:16,072	0:15,077	0:49,134	0:17,669	0:16,295	0:15,170	0:48,710	0:17,322	0:16,299	0:15,089	0:49,074	0:17,801	0:16,163	0:15,110
Runde 6	0:48,383	0:17,225	0:15,954	0:15,204	0:48,905	0:17,756	0:16,072	0:15,077	0:48,913	0:17,913	0:16,017	0:14,983	0:48,878	0:17,374	0:16,408	0:15,096	0:48,977	0:17,505	0:16,364	0:15,108	0:49,300	0:17,646	0:16,234	0:15,420
Runde 7	0:50,133	0:17,911	0:16,783	0:15,439	0:48,913	0:17,913	0:16,017	0:14,983	0:48,074	0:17,083	0:15,873	0:15,118	0:47,994	0:17,249	0:15,888	0:14,857	0:48,848	0:17,694	0:15,943	0:15,211	0:48,680	0:17,500	0:16,072	0:15,108
Runde 8	0:48,790	0:18,017	0:15,825	0:14,948	0:48,074	0:17,083	0:15,873	0:15,118	0:48,075	0:17,244	0:15,879	0:14,952	0:48,752	0:17,991	0:15,917	0:14,844	0:48,467	0:17,560	0:15,957	0:14,950	0:48,591	0:17,628	0:16,018	0:14,945
Runde 9	0:47,815	0:17,135	0:15,826	0:14,854	0:48,075	0:17,244	0:15,879	0:14,952	0:48,405	0:17,141	0:16,136	0:15,128	0:48,067	0:17,181	0:15,875	0:15,011	0:48,073	0:17,421	0:15,816	0:14,836	0:48,867	0:17,705	0:16,197	0:14,965
Runde 10	0:48,038	0:17,294	0:15,817	0:14,927	0:48,405	0:17,141	0:16,136	0:15,128	0:49,437	0:18,043	0:16,084	0:15,310	0:47,960	0:17,071	0:15,895	0:14,994	0:47,786	0:17,042	0:15,815	0:14,929	0:48,478	0:17,320	0:16,120	0:15,038
Runde 11	0:49,434	0:17,304	0:16,084	0:16,046	0:49,437	0:18,043	0:16,084	0:15,310	0:49,457	0:17,117	0:16,130	0:16,210	0:49,457	0:17,117	0:16,130	0:16,210	0:48,814	0:17,103	0:16,108	0:15,603	0:48,733	0:17,396	0:16,231	0:15,106
Runde 12	0:49,115	0:17,683	0:16,103	0:15,329	0:51,257	0:19,019	0:16,544	0:15,694	0:49,219	0:17,934	0:16,247	0:15,038	0:49,219	0:17,934	0:16,247	0:15,038	0:49,864	0:18,589	0:16,135	0:15,140	0:49,504	0:17,830	0:16,436	0:15,238
Runde 13	0:49,318	0:17,568	0:16,370	0:15,380	0:49,767	0:17,739	0:16,344	0:15,684	0:49,685	0:17,619	0:16,281	0:15,785	0:49,685	0:17,619	0:16,281	0:15,785	0:49,678	0:17,686	0:16,423	0:15,569	0:49,828	0:17,935	0:16,517	0:15,376






**DEUTSCHE KART-MEISTERSCHAFT**

**Round 2: 10 - 12 / 05 / 2019**

**PRO KART WACKERSDORF**

**DMSB**

**Raceland**

**DMSB-RegNr.:1071/19**

**R 3 DSKC (KZ2) Heat 1 B < > C**

Die schnellsten Zeiten

Ort	Nr. Fahrername	Zeit	Streckenl.	Ø Speed
Ziel	397 Trefflows, Davids	0:47,084	1190 m	91,0 km/h
Sektion 1	397 Trefflows, Davids	0:16,872	452 m	96,4 km/h
Sektion 2	397 Trefflows, Davids	0:15,554	368 m	85,2 km/h
Sektion 3	397 Trefflows, Davids	0:14,565	370 m	91,5 km/h

	Smr.387 Preibisch, Marius DEU Bamberger Karttracing	Smr.384 Ebner, Moritz ITA Markus Ebner	Smr.327 Jonsson, Lukas SWE JP RACING	Smr.389 Langenbacher, Marvin DEU RS-Motorsport	Smr.362 Putain, Slavik UKR CPB SPORT
	theoretisch mögliche Bestzeit 0:48,314	theoretisch mögliche Bestzeit 0:47,849	theoretisch mögliche Bestzeit 0:48,619	theoretisch mögliche Bestzeit 0:47,795	theoretisch mögliche Bestzeit 1:08,463
best	Ziel Sektion 1 Sektion 2 Sektion 3 0:48,463 0:17,293 0:16,066 0:14,955	Ziel Sektion 1 Sektion 2 Sektion 3 0:47,953 0:17,191 0:15,879 0:14,779	Ziel Sektion 1 Sektion 2 Sektion 3 0:48,662 0:17,347 0:16,158 0:15,114	Ziel Sektion 1 Sektion 2 Sektion 3 0:47,884 0:17,008 0:15,901 0:14,886	Ziel Sektion 1 Sektion 2 Sektion 3 1:08,463 0:25,689 0:20,637 0:22,137
Runde 1	0:56,923 0:22,924 0:18,144 0:15,855	0:52,137 0:20,100 0:16,695 0:15,342	0:57,278 0:22,857 0:18,197 0:16,224	0:54,185 0:20,457 0:17,840 0:15,888	1:08,463 0:25,689 0:20,637 0:22,137
Runde 2	0:51,113 0:18,950 0:16,759 0:15,404	0:48,524 0:17,392 0:16,151 0:14,981	0:50,965 0:18,355 0:17,086 0:15,524	0:50,097 0:18,075 0:16,585 0:15,437	
Runde 3	0:50,132 0:17,953 0:16,751 0:15,428	0:48,494 0:17,387 0:16,047 0:15,060	0:49,906 0:17,808 0:16,638 0:15,460	0:49,557 0:18,034 0:16,282 0:15,241	
Runde 4	0:49,137 0:17,881 0:16,137 0:15,119	0:48,190 0:17,293 0:15,935 0:14,962	0:49,663 0:17,946 0:16,379 0:15,338	0:48,452 0:17,484 0:16,010 0:14,958	
Runde 5	0:48,717 0:17,457 0:16,076 0:15,184	0:48,447 0:17,549 0:16,047 0:14,851	0:48,920 0:17,488 0:16,175 0:15,257	0:48,927 0:17,672 0:15,977 0:15,278	
Runde 6	0:48,859 0:17,459 0:16,445 0:14,955	0:47,986 0:17,240 0:15,916 0:14,830	0:48,744 0:17,472 0:16,158 0:15,114	0:48,294 0:17,437 0:15,938 0:14,919	
Runde 7	0:48,802 0:17,671 0:16,081 0:15,050	0:47,953 0:17,289 0:15,885 0:14,779	0:48,662 0:17,347 0:16,189 0:15,126	0:47,884 0:17,008 0:15,901 0:14,975	
Runde 8	0:48,753 0:17,583 0:16,066 0:15,104	0:48,056 0:17,191 0:15,971 0:14,894	0:49,043 0:17,500 0:16,252 0:15,291	0:49,247 0:17,384 0:16,305 0:15,558	
Runde 9	0:48,641 0:17,434 0:16,067 0:15,140	0:48,007 0:17,317 0:15,879 0:14,811	0:48,829 0:17,474 0:16,167 0:15,188	0:48,476 0:17,236 0:16,026 0:15,214	
Runde 10	0:48,463 0:17,293 0:16,201 0:14,969	0:48,326 0:17,395 0:16,014 0:14,917	0:49,138 0:17,491 0:16,411 0:15,236	0:48,549 0:17,527 0:16,136 0:14,886	
Runde 11	0:48,720 0:17,405 0:16,199 0:15,116	0:48,884 0:17,193 0:16,530 0:15,161	0:49,068 0:17,427 0:16,238 0:15,403	0:48,165 0:17,173 0:15,956 0:15,036	
Runde 12	0:49,835 0:17,623 0:16,858 0:15,354	0:48,980 0:17,651 0:16,174 0:15,155	0:49,276 0:17,624 0:16,328 0:15,324	0:17,820 0:16,499	
Runde 13	0:49,970 0:17,857 0:16,442 0:15,621	0:49,725 0:17,695 0:16,378 0:15,652	0:50,473 0:18,067 0:16,636 0:15,770		





**Round 2: 10 - 12 / 05 / 2019**

**Racekart WACKERSDORF**

**DEUTSCHE KART-MEISTERSCHAFT**

DMSB-RegNr:107/19

**Groups DSKG (K22)****Group A**

Pos.	Stnr No.	Fahrer Driver	Nation	Bewerber Sponsor	Nation
1	329	VILLAGOMEZ, Rafael	MEX	BIREL ART RACING KSW	AUT
4	318	WALTER, Luca	DEU	Luca Walter	DEU
7	381	VAN WALSTIJN, Senna	NLD	SP Motor Sport	NLD
10	333	KAPETANIDIS, Konstantin	DEU	Valier Motorsport	DEU
13	360	BAUMANN, Dominik	AUT	KSB Racing Team	AUT
16	390	GREIF, Toni	DEU	Solgat Motorsport	DEU
19	326	REIBÖCK, Lukas	AUT	BIREL ART RACING KSW	AUT
22	363	STEIGERWALD, Noah	DEU	Bomberger Karttracing	DEU
25	334	CLEVERT, Lauren-Alexander	DEU	Kartshop Ampfling	DEU
28	323	STUMPF, Stephen	DEU	Solgat Motorsport	DEU
31	312	COLAKOVIC, Nermin	DEU	Solgat Motorsport	DEU
34	330	BOS, Jeroen	NLD	CRG Holland	NLD
37	322	FREDRIKSSON, Lucas	SWE	JP Racing	SWE
40	394	LEIBMANN, Daniel	DEU	Bomberger Karttracing	DEU
43	308	LOPEZ, Marc	ESP	CRG Keijzer racing	ESP
46	352	HUETING, Brio	NLD	SRP Racing Team	DEU

**Group B**

Pos.	Stnr No.	Fahrer Driver	Nation	Bewerber Sponsor	Nation
2	311	MOITZI, Philipp	AUT	KSB Racing Team	AUT
5	331	SCHRÖDER, Tim	DEU	Machi Motorsport	DEU
8	382	RISOM, Valdemar	DNK	RS Competition	DNK
11	362	PUTTIATIN, Slavik	UKR	CPB SPORT	FRA
14	315	LEHNER, Franz	AUT	BIREL ART RACING KSW	AUT
17	383	POTMAN, Mark	NLD	CRG Holland	NLD
20	316	UBER, Sebastian	DEU	RS-Motorsport	DEU
23	397	TREFILOVS, Davids	DEU	SRP Racing Team	DEU
26	306	WALTER, Andre	DEU	Solgat Motorsport	DEU
29	369	DREWING, Pascal	DEU	Valier Motorsport	DEU
32	328	HOFMANN, Benedikt	DEU	BIREL ART RACING KSW	AUT
35	387	PREIBISCH, Marius	DEU	Bomberger Karttracing	DEU
38	317	DRESEN, Andreas	DEU	SRP Racing Team	DEU
41	327	JONSSON, Lukas	SWE	JP RACING	SWE
44	398	FETZER, Dennis	DEU	SRP Racing Team	DEU
47	320	DE SANTIS, Raffaele	ITA	SRP Racing Team	DEU

**Group C**

Pos.	Stnr No.	Fahrer Driver	Nation	Bewerber Sponsor	Nation
3	314	KINDERVATER, Robert	DEU	BIREL ART RACING KSW	AUT
6	361	GEMMILL, Oliver	GBR	MK Racing	GBR
9	310	TRÖGER, Tim	DEU	Machi Motorsport	DEU
12	307	HIMMELS, Yannik	DEU	Valier Motorsport	DEU
15	345	LAGERSTROM, Linus	SWE	Linus Lagerstrom	SWE
18	325	DAM, Benjamin	AUT	BIREL ART RACING KSW	AUT
21	391	FUNDA, Marcus	AUT	ZANCHI MOTORSPORT	ITA
24	351	KREUTZ, Patrick	DEU	RS-Motorsport	DEU
27	335	BEYERLEIN, Patrick	DEU	BEYMO-Karttracing	DEU
30	358	GRAF, Adrian	DEU	Solgat Motorsport	DEU
33	332	BEDNAR, Jan	CZE	GREGOR KART S.R.O.	CZE
36	324	FRITSCH, Valentino	DEU	BIREL ART RACING KSW	AUT
39	355	SPECK, Luis Laurin	DEU	Tbkart Srl.	ITA
42	319	ELTER, Marc	DEU	CRG Holland	DNK
45	384	EBNER, Moritz	ITA	Markus Ebner	ITA
48	389	LANGENBACHER, Marvin	DEU	RS-Motorsport	DEU

Rennleitung: Volker Ehekircher Racedirektor: Horst Seide  
 Sportkommissare: Nikolas Spaderna / Ulrich Bell / Franz-Josef Ser  
 Techn. Kommissare: Hans-Jürgen Dangers / A. Sengpiel / M. Grasshoff / C. Schmitt / J.Lawinger / M.Ambrosiu  
 Zeitnahme: KART-DATA timing service Franz Schiesler





**Round 2: 10 - 12 / 05 / 2019**

**PRO KART WACKERSDORF**

**DEUTSCHE KART-MEISTERSCHAFT**

DMSB-RegNr:107/19

## Groups DSKG (K22)

## Group A

Pos.	Stnr No.	Fahrer Driver	Nation	Bewerber Sponsor	Nation
1	329	VILLAGOMEZ, Rafael	MEX	BIREL ART RACING KSW	AUT
4	318	WALTER, Luca	DEU	Luca Walter	DEU
7	381	VAN WALSTIJN, Senna	NLD	SP Motor Sport	NLD
10	333	KAPETANIDIS, Konstantin	DEU	Valier Motorsport	DEU
13	360	BAUMANN, Dominik	AUT	KSB Racing Team	AUT
16	390	GREIF, Toni	DEU	Solgat Motorsport	DEU
19	326	REIBÖCK, Lukas	AUT	BIREL ART RACING KSW	AUT
22	363	STEIGERWALD, Noah	DEU	Bomberger Karttracing	DEU
25	334	CLEVERT, Lauren-Alexander	DEU	Kartshop Ampfling	DEU
28	323	STUMPF, Stephen	DEU	Solgat Motorsport	DEU
31	312	COLAKOVIC, Nermin	DEU	Solgat Motorsport	DEU
34	330	BOS, Jeroen	NLD	CRG Holland	NLD
37	322	FREDRIKSSON, Lucas	SWE	JP Racing	SWE
40	394	LEIBMANN, Daniel	DEU	Bomberger Karttracing	DEU
43	308	LOPEZ, Marc	ESP	CRG Keijzer racing	ESP
46	352	HUETING, Brio	NLD	SRP Racing Team	DEU

## Group B

Pos.	Stnr No.	Fahrer Driver	Nation	Bewerber Sponsor	Nation
2	311	MOITZI, Philipp	AUT	KSB Racing Team	AUT
5	331	SCHRÖDER, Tim	DEU	Machi Motorsport	DEU
8	382	RISOM, Valdemar	DNK	RS Competition	DNK
11	362	PUTTIATIN, Slavik	UKR	CPB SPORT	FRA
14	315	LEHNER, Franz	AUT	BIREL ART RACING KSW	AUT
17	383	POTMAN, Mark	NLD	CRG Holland	NLD
20	316	UBER, Sebastian	DEU	RS-Motorsport	DEU
23	397	TREFILOVS, Davids	DEU	SRP Racing Team	DEU
26	306	WALTER, Andre	DEU	Solgat Motorsport	DEU
29	369	DREWING, Pascal	DEU	Valier Motorsport	DEU
32	328	HOFMANN, Benedikt	DEU	BIREL ART RACING KSW	AUT
35	387	PREIBISCH, Marius	DEU	Bomberger Karttracing	DEU
38	317	DRESEN, Andreas	DEU	SRP Racing Team	DEU
41	327	JONSSON, Lukas	SWE	JP RACING	SWE
44	398	FETZER, Dennis	DEU	SRP Racing Team	DEU
47	320	DE SANTIS, Raffaele	ITA	SRP Racing Team	DEU

## Group C

Pos.	Stnr No.	Fahrer Driver	Nation	Bewerber Sponsor	Nation
3	314	KINDERVATER, Robert	DEU	BIREL ART RACING KSW	AUT
6	361	GEMMILL, Oliver	GBR	MK Racing	GBR
9	310	TRÖGER, Tim	DEU	Machi Motorsport	DEU
12	307	HIMMELS, Yannik	DEU	Valier Motorsport	DEU
15	345	LAGERSTROM, Linus	SWE	Linus Lagerstrom	SWE
18	325	DAM, Benjamin	AUT	BIREL ART RACING KSW	AUT
21	391	FUNDA, Marcus	AUT	ZANCHI MOTORSPORT	ITA
24	351	KREUTZ, Patrick	DEU	RS-Motorsport	DEU
27	335	BEYERLEIN, Patrick	DEU	BEYMO-Karttracing	DEU
30	358	GRAF, Adrian	DEU	Solgat Motorsport	DEU
33	332	BEDNAR, Jan	CZE	GREGOR KART S.R.O.	CZE
36	324	FRITSCH, Valentino	DEU	BIREL ART RACING KSW	AUT
39	355	SPECK, Luis Laurin	DEU	Tbkart Srl.	ITA
42	319	ELTER, Marc	DEU	CRG Holland	DNK
45	384	EBNER, Moritz	ITA	Markus Ebner	ITA
48	389	LANGENBACHER, Marvin	DEU	RS-Motorsport	DEU

Renntleitung: Volker Ehekircher Racedirektor: Horst Seide  
 Sportkommissare: Nikolas Spaderna / Ulrich Bell / Franz-Josef Ser  
 Techn. Kommissare: Hans-Jürgen Dangers / A. Sengpiel / M. Grasshoff / C. Schmitt / J.Lawinger / M.Ambrosiu  
 Zeitnahme: KART-DATA timing service Franz Schiesler

**Ranking Qualifying Practice DSKC (K22)**

Strecke / track: 1190m

started: 48    classified: 48    not classified: 0

Pos	Str. Nr.	Fahrer Driver	Nation	Bewerber/Sponsor	Nation	Lizenz R-Lizenz	Chassis/Motor/Reifen	Differenz	Lauf Heat	Rn. Lp	Zeit Time
1	329	VILLAGOMEZ, Rafael	MEX	BIREL ART RACING KSW	AUT	0525 BK102	Birel Art / TM / Vega		1	6	1:01,106
2	311	MOITZI, Philipp	AUT	KSB Racing Team	AUT	JK2029 BK002	Kosmic / Vortex / Vega	0:00,887	2	6	1:01,993
3	314	KINDERVATER, Robert	DEU	BIREL ART RACING KSW	AUT	IKC1133505 BK102	Birel Art / TM / Vega	0:00,190	1	6	1:01,296
4	318	WALTER, Luca	DEU	Luca Walter	DEU	IKC1140650 IKC1140650	Alpha Karting / TM / Vega	0:01,026	2	6	1:02,132
5	331	SCHRÖDER, Tim	DEU	Mach1 Motorsport	DEU	IKB1079850 KBF1005514	Mach1 / TM / Vega	0:00,191	1	6	1:01,297
6	361	GEMMILL, Oliver	GBR	MK Racing	GBR	86136 273485 35961	Tony Kart / Vortex / Vega	0:01,210	2	6	1:02,316
7	381	VAN WALSTIJN, Senna	NLD	SP Motor Sport	NLD	36523 36053	Kart Republic / TM / Vega	0:00,585	1	6	1:01,691
8	382	RISOM, Valdemar	DNK	RS Competition	DNK	36523 36053	Tony Kart / Vortex / Vega	0:01,316	2	6	1:02,422
9	310	TRÖGER, Tim	DEU	Mach1 Motorsport	DEU	IKC1132554 KBF1005514	Mach1 / TM / Vega	0:00,654	1	4	1:01,760
10	333	KAPETANIDIS, Konstantin	DEU	Valier Motorsport	DEU	IKC1176576 KBF1063735	SODI / TM / Vega	0:01,320	2	6	1:02,426
11	362	PUTIATIN, Slavik	UKR	CPB SPORT	FRA	CS.28.0006.19 232241	SODIKART / TM / Vega	0:00,751	1	6	1:01,857
12	307	HIMMELS, Yannik	DEU	Valier Motorsport	DEU	IKC1147857 KBF1063735	SODI / TM / Vega	0:01,426	2	5	1:02,532
13	369	DREWING, Pascal	DEU	Valier Motorsport	DEU	IKC1147574 KBF1063735	SODI / TM / Vega	0:00,793	1	6	1:01,899
14	315	LEHNER, Franz	AUT	BIREL ART RACING KSW	AUT	JK2150 BK102	Birel Art / TM / Vega	0:01,487	2	6	1:02,593
15	360	BAUMANN, Dominik	AUT	KSB Racing Team	AUT	JK 2124 BK 002	Kosmic Kart / / Vega	0:00,829	1	6	1:01,935
16	390	GREIF, Toni	DEU	Solgat Motorsport	DEU	IKB1096240 KBF1079882	Birel Art / TM / Vega	0:01,507	2	6	1:02,613
17	345	LAGERSTROM, Linus	SWE	Linus Lagerstrom	SWE	199409301216 199409301216	CRG / TM / Vega	0:00,899	1	4	1:02,005
18	325	DAM, Benjamin	AUT	BIREL ART RACING KSW	AUT	JK2019 BK102	Birel Art / TM / Vega	0:01,584	2	6	1:02,690
19	383	POTMAN, Mark	NLD	CRG Holland	NLD	30972 15521	CRG / TM / Vega	0:00,970	1	6	1:02,076
20	316	UBER, Sebastian	DEU	RS-Motorsport	DEU	IKB1117990 KBF1104126	CRG / Modena / Vega	0:01,596	2	6	1:02,702
21	326	REIBÖCK, Lukas	AUT	BIREL ART RACING KSW	AUT	JK2158 BK102	Birel Art / TM / Vega	0:01,036	1	6	1:02,142
22	363	STEIGERWALD, Noah	DEU	Bamberger Karttracing	DEU	IKB1174750 KBF1197896	Luxor / TM / Vega	0:01,712	2	6	1:02,818
23	391	FUNDA, Marcus	AUT	ZANCHI MOTORSPORT	ITA	JK2051 398793	GP Racing / TM / Vega	0:01,321	1	4	1:02,427
24	351	KREUTZ, Patrick	DEU	RS-Motorsport	DEU	IKB1101586 KBF1104126	CRG / TM / Vega	0:01,879	2	5	1:02,985
25	397	TREFILOVS, Davids	DEU	SRP Racing Team	DEU	IKC1147656 KBF1156791	Maranello / TM / Vega	0:01,445	1	5	1:02,551
26	306	WALTER, Andre	DEU	Solgat Motorsport	DEU	IKC1161930 KBF1079882	Birel Art / TM / Vega	0:01,885	2	6	1:02,991
27	334	CLEVERT, Lauren-Alexander	DEU	Kartshop Ampfing	DEU	IKC1173645 KBF1108764	Tony Kart / TM / Vega	0:01,614	1	6	1:02,720
28	323	STUMPF, Stephen	DEU	Solgat Motorsport	DEU	IKC1106930 KBF1079882	Birel Art / TM / Vega	0:01,959	2	6	1:03,065
29	335	BEYERLEIN, Patrick	DEU	BEYMO-Karttracing	DEU	IKC1041625 KBF1160795	CRG / TM / Vega	0:01,700	1	6	1:02,806
30	358	GRAF, Adrian	DEU	Solgat Motorsport	DEU	IKC1126334 KBF179882	Birel Art / TM / Vega	0:01,972	2	6	1:03,078
31	312	COLAKOVIC, Nermin	DEU	Solgat Motorsport	DEU	IKB1165480 KBF1079882	Birel Art / TM / Vega	0:02,172	1	6	1:03,278
32	328	HOFMANN, Benedikt	DEU	BIREL ART RACING KSW	AUT	IKC1116634 BK102	Birel Art / TM / Vega	0:01,992	2	6	1:03,098
33	332	BEDNAR, Jan	CZE	GREGOR KART S.R.O.	CZE	19AS0152 338	CRG / TM / Vega	0:02,274	1	6	1:03,380



### Ranking Qualifying Practice DSKC (KZ2)

Strecke / track: 1190m

started: 48    classified: 48    not classified: 0

Pos	Str. Nr.	Fahrer Driver	Nation	Bewerber/Sponsor	Nation	Lizenz R-Lizenz	Chassis/Motor/Reifen	Differenz	Lauf Heat	Rn. Lp	Zeit Time
34	330	BOS, Jeroen	NLD	CRG Holland	NLD	21799 15521	CRG / TM / Vega	0:02,028	2	6	1:03,134
35	387	PREIBISCH, Marius	DEU	Bamberger Karttracing	DEU	IKC1181135 KBF1197896	Lenzokart / LKE / Vega	0:02,363	1	6	1:03,469
36	324	FRITSCH, Valentino	DEU	BIREL ART RACING KSW	AUT	IKB 1173038 BK102	Birel Art / TM / Vega	0:02,040	2	6	1:03,146
37	322	FREDRIKSSON, Lucas	SWE	JP Racing	SWE	200108290073 105	Exprit / Vortex / Vega	0:02,563	1	6	1:03,669
38	317	DRESEN, Andreas	DEU	SRP Racing Team	DEU	IKC1116375 KBF1156791	Maranello / TM / Vega	0:02,343	2	6	1:03,449
39	355	SPECK, Luis Laurin	DEU	Tbkart Srl.	ITA	IKB1167417 297356	Tbkart / TM / Vega	0:02,629	1	6	1:03,735
40	394	LEIBMANN, Daniel	DEU	Bamberger Karttracing	DEU	IKB1043835 KBF1197896	Lenzokart / LKE / Vega	0:02,366	2	4	1:03,472
41	327	JONSSON, Lukas	SWE	JP RACING	SWE	200009017955 105	Exprit / Vortex / Vega	0:02,770	1	6	1:03,876
42	319	ELTER, Marc	DEU	CRG Holland	NLD	IKC1147174 15521	CRG / TM / Vega	0:02,389	2	6	1:03,495
43	308	LOPEZ, Marc	ESP	CRG Keijzer racing	NLD	0014 esp 28613	CRG / TM / Vega	0:03,008	1	6	1:04,114
44	398	FETZER, Dennis	DEU	SRP Racing Team	DEU	IKC1157082 KBF1156791	Maranello / TM / Vega	0:02,449	2	6	1:03,555
45	384	EBNER, Moritz	ITA	Markus Ebner	ITA	404081 403974	Energy / TM / Vega		1	1	
46	352	HUETING, Brio	NLD	SRP Racing Team	DEU	46098 KBF1156791	Maranello / TM / Vega	0:03,062	2	6	1:04,168
47	320	DE SANTIS, Raffaele	ITA	SRP Racing Team	DEU	355299 KBF1156791	Maranello / TM / Vega		1	4	
48	389	LANGENBACHER, Marvin	DEU	RS-Motorsport	DEU	IKC1152544 KBF1104126	CRG / TM / Vega		2	6	

Ranglistenauswertung nach DKM 101% Regelung

Rennleitung: Volker Ehekircher    Racedirektor: Horst Seidel

Sportkommissare: Nikolas Spaderna / Ulrich Bell / Franz-Josef Serr

Techn. Kommissare: Hans-Jürgen Dangers / A. Sengpiel / M. Grasshoff / C. Schmidt / J. Lawinger / M. Ambrosius

Zeitnahme: KART-DATA timing service    Franz Schieszler

### Qualifying practice DSKC (K22) Group 2

Strecke / track: 1190m

started: 24 classified: 24 not classified: 0

Pos	Stf. Nr.	Fahrer / Driver	Nation	Bewerber/Sponsor	Nation	Lizenz / Lizenz	Chassis/Motor/Reifen	Runden Laps	Differenz	Abstand Gap	beste Runde best Lap	in N. in L.	o. Geschw. e Speed
1	311	MOITZI, Philipp	AUT	KSB Racing Team	AUT	JK2029 BK002	Kosmic / Vortex / Vega	6			1:01,993	5	69,1 km/h
2	318	WALTER, Luca	DEU	Luca Walter	DEU	JKC1140650 JKC1140650	Alpha Karting / TM / Vega	6	0:00,139	0:00,139	1:02,132	4	68,9 km/h
3	361	GEMMILL, Oliver	GBR	MK Racing	GBR	86136 Z73485	Tony Kart / Vortex / Vega	6	0:00,323	0:00,184	1:02,316	5	68,7 km/h
4	382	RISOM, Valdemar	DNK	RS Competition	DNK	36523 36053	Tony Kart / Vortex / Vega	6	0:00,429	0:00,106	1:02,422	5	68,6 km/h
5	333	KAPETANIDIS, Konstantin	DEU	Valier Motorsport	DEU	JKC1176576 KBF1063735	SODI / TM / Vega	6	0:00,433	0:00,004	1:02,426	4	68,6 km/h
6	307	HIMMELS, Yannik	DEU	Valier Motorsport	DEU	JKC1147857 KBF1063735	SODI / TM / Vega	5	0:00,539	0:00,106	1:02,532	4	68,5 km/h
7	315	LEHNER, Franz	AUT	BIREL ART RACING KSW	AUT	JK2150 BK102	Birel Art / TM / Vega	6	0:00,600	0:00,061	1:02,593	5	68,4 km/h
8	390	GREIF, Toni	DEU	Solgat Motorsport	DEU	IKB1096240 KBF1079882	Birel Art / TM / Vega	6	0:00,620	0:00,020	1:02,613	6	68,4 km/h
9	325	DAM, Benjamin	AUT	BIREL ART RACING KSW	AUT	JK2019 BK102	Birel Art / TM / Vega	6	0:00,697	0:00,077	1:02,690	3	68,3 km/h
10	316	UBER, Sebastian	DEU	RS-Motorsport	DEU	IKB117990 KBF1104126	CRG / Modena / Vega	6	0:00,709	0:00,012	1:02,702	4	68,3 km/h
11	363	STEIGERWALD, Noah	DEU	Bamberger Karttracing	DEU	IKB1174750 KBF1197896	Luxor / TM / Vega	6	0:00,825	0:00,116	1:02,818	6	68,2 km/h
12	351	KREUTZ, Patrick	DEU	RS-Motorsport	DEU	IKB1101586 KBF1104126	CRG / TM / Vega	5	0:00,992	0:00,167	1:02,985	5	68,0 km/h
13	306	WALTER, Andre	DEU	Solgat Motorsport	DEU	JKC1161930 KBF1079882	Birel Art / TM / Vega	6	0:00,998	0:00,006	1:02,991	5	68,0 km/h
14	323	STUMPF, Stephen	DEU	Solgat Motorsport	DEU	JKC1106930 KBF1079882	Birel Art / TM / Vega	6	0:01,072	0:00,074	1:03,065	4	67,9 km/h
15	358	GRAF, Adrian	DEU	Solgat Motorsport	DEU	JKC1126334 KBF179882	Birel Art / TM / Vega	6	0:01,085	0:00,013	1:03,078	5	67,9 km/h
16	328	HOFMANN, Benedikt	DEU	BIREL ART RACING KSW	AUT	JKC1116634 BK102	Birel Art / TM / Vega	6	0:01,105	0:00,020	1:03,098	4	67,9 km/h
17	330	BOS, Jeroen	NLD	CRG Holland	NLD	21799 15521	CRG / TM / Vega	6	0:01,141	0:00,036	1:03,134	4	67,9 km/h
18	324	FRITSCH, Valentino	DEU	BIREL ART RACING KSW	AUT	IKB1173038 BK102	Birel Art / TM / Vega	6	0:01,153	0:00,012	1:03,146	6	67,8 km/h
19	317	DRESEN, Andreas	DEU	SRP Racing Team	DEU	JKC1116375 KBF1156791	Maranello / TM / Vega	6	0:01,456	0:00,303	1:03,449	6	67,5 km/h
20	394	LEIBMANN, Daniel	DEU	Bamberger Karttracing	DEU	IKB1043835 KBF1197896	Lenzokart / LKE / Vega	4	0:01,479	0:00,023	1:03,472	3	67,5 km/h
21	319	ELTER, Marc	DEU	CRG Holland	NLD	JKC1147174 15521	CRG / TM / Vega	6	0:01,502	0:00,023	1:03,495	1	67,5 km/h
22	398	FETZER, Dennis	DEU	SRP Racing Team	DEU	JKC1157082 KBF1156791	Maranello / TM / Vega	6	0:01,562	0:00,060	1:03,555	2	67,4 km/h
23	352	HUETING, Brio	NLD	SRP Racing Team	DEU	46098 KBF1156791	Maranello / TM / Vega	6	0:02,175	0:00,613	1:04,168	3	66,8 km/h
24	389	LANGENBACHER, Marvin	DEU	RS-Motorsport	DEU	JKC1152544 KBF1104126	CRG / TM / Vega	6					

StNr. 389 Disqualifikation from the Qualifying

Rennleitung: Volker Ehekircher Racedirektor: Horst Seidel

Sportkommissare: Nikolas Spaderna / Ulrich Bell / Franz-Josef Serr

Techn. Kommissare: Hans-Jürgen Dangers / A. Sengpiel / M. Grasshoff / C. Schmidt / J. Lawinger / M. Ambrosius

Zeitnahme: KART-DATA timing service Franz Schieszler

Zeitnahme / timekeeping

control   
Franz Schieszler

freigegeben: 12:46:42






**DEUTSCHE KART-MEISTERSCHAFT**

**Round 2: 10 - 12 / 05 / 2019**

**PRO KART WACKERSDORF**



DMSB-RegNr:107/19

## Qualifying practice DSKG (KZ2) Group 2

Fahrername Driver	Moitzi Philipp	Walter Luca	Langenbacher Marvin	Gemmill Oliver	Risom Valdemar	Kapetanidis Konstantin	Himmels Yannik	Lehner Franz	Greif Toni	Dam Benjamin	Uber Sebastian	Steigerwald Noah
schleunigste Runde in Runde	1:01,993 Rn. 5	1:02,132 Rn. 4	1:02,291 Rn. 4	1:02,316 Rn. 5	1:02,422 Rn. 5	1:02,426 Rn. 4	1:02,532 Rn. 4	1:02,593 Rn. 5	1:02,613 Rn. 6	1:02,690 Rn. 3	1:02,702 Rn. 4	1:02,818 Rn. 6
Speed	69,1 km/h	68,9 km/h	68,8 km/h	68,7 km/h	68,6 km/h	68,6 km/h	68,5 km/h	68,4 km/h	68,4 km/h	68,3 km/h	68,3 km/h	68,2 km/h
Lap 1	1:02,490	1:03,048	1:03,472	1:03,798	1:02,759	1:03,541	1:05,100	1:04,308	1:11,361	1:03,627	1:04,917	1:03,546
Lap 2	1:02,964	1:02,383	1:03,071	1:03,210	1:02,550	1:02,927	1:29,684	1:03,322	1:02,724	1:06,984	1:10,098	1:03,152
Lap 3	1:02,312	1:02,321	1:02,829	1:03,368	1:02,546	1:02,660	1:03,868	1:03,538	1:03,233	1:02,690	1:06,618	1:02,833
Lap 4	1:02,675	1:02,132	1:02,291	1:02,923	1:02,780	1:02,426	1:02,532	1:03,084	1:03,115	1:14,680	1:02,702	1:03,190
Lap 5	1:01,993	1:03,282	1:02,303	1:02,316	1:02,422	1:02,534	1:03,080	1:02,593	1:02,745	1:03,164	1:09,668	1:02,860
Lap 6	1:02,637	1:02,176	1:04,050	1:02,430	1:02,675	1:02,566	1:02,080	1:02,726	1:02,613	1:03,247	1:04,592	1:02,818






**DEUTSCHE KART-MEISTERSCHAFT**

**Round 2: 10 - 12 / 05 / 2019**



**PRO KART WACKERSDORF**



DMSB-RegNr:107/19

### Qualifying practice DSKC (K22) Group 2


Fahrername Driver	Kreutz Patrick	Walter Andre	Stumpf Stephen	Graf Adrian	Hofmann Benedikt	Bos Jeroen	Fritsch Valentino	Dresen Andreas	Leibmann Daniel	Elter Marc	Fetzer Dennis	Huetting Brio
schnellste Runde in Runde	1:02,985 Rn. 5	1:02,991 Rn. 5	1:03,065 Rn. 4	1:03,078 Rn. 5	1:03,098 Rn. 4	1:03,134 Rn. 4	1:03,146 Rn. 6	1:03,449 Rn. 6	1:03,472 Rn. 3	1:03,495 Rn. 1	1:03,555 Rn. 2	1:04,168 Rn. 3
Speed	68,0 km/h	68,0 km/h	67,9 km/h	67,9 km/h	67,9 km/h	67,9 km/h	67,8 km/h	67,5 km/h	67,5 km/h	67,5 km/h	67,4 km/h	66,8 km/h
Lap 1	<u>1:03,099</u>	1:03,354	1:03,887	1:03,812	1:07,208	1:04,228	1:06,694	1:04,726	1:04,084	<u>1:03,495</u>	1:07,420	1:05,138
Lap 2	1:03,857	1:04,033	1:03,459	1:04,483	1:04,295	1:03,313	1:03,190	1:04,431	1:03,652	1:03,749	<u>1:03,555</u>	1:05,498
Lap 3	1:03,178	1:03,197	1:06,514	1:04,593	1:05,245	1:03,429	1:03,432	1:04,790	<u>1:03,472</u>	1:04,608	1:05,167	<u>1:04,168</u>
Lap 4	1:03,137	1:03,226	<u>1:03,065</u>	1:04,426	<u>1:03,098</u>	<u>1:03,134</u>	1:03,622	1:03,802	1:03,563	1:03,525	1:04,646	1:04,360
Lap 5	<u>1:02,985</u>	<u>1:02,991</u>	1:03,297	<u>1:03,078</u>	1:03,125	1:05,341	1:03,409	1:03,579	1:03,674	1:03,674	1:04,146	1:11,775
Lap 6		1:03,040	1:03,546	1:04,309	1:03,274	1:03,562	<u>1:03,146</u>	<u>1:03,449</u>		1:03,735	1:04,857	1:06,646

**DEUTSCHE KART-MEISTERSCHAFT**

**Round 2: 10 - 12 / 05 / 2019**

**PRO KART WACKERSDORF**



DMSB-RegNr:107119

## Qualifying practice DSKG (K22) Group 2

Ziel		Sektion 1		Sektion 2		Sektion 3	
Fahrername	Zeit	Fahrername	Zeit	Fahrername	Zeit	Fahrername	Zeit
1 311 Moitzi,Philipp	1:01,993	311 Moitzi,Philipp	0:22,449	318 Walter,Luca	0:21,246	315 Lehner,Franz	0:17,993
2 318 Walter,Luca	1:02,132	382 Risom,Valdemar	0:22,475	361 Gemmill,Oliver	0:21,347	311 Moitzi,Philipp	0:18,131
3 389 Langenbacher,Marvin	1:02,291	333 Kapetanidis,Konstantin	0:22,482	382 Risom,Valdemar	0:21,349	318 Walter,Luca	0:18,243
4 361 Gemmill,Oliver	1:02,316	316 Uber,Sebastian	0:22,496	389 Langenbacher,Marvin	0:21,376	333 Kapetanidis,Konstantin	0:18,268
5 382 Risom,Valdemar	1:02,422	361 Gemmill,Oliver	0:22,505	390 Greif,Toni	0:21,379	389 Langenbacher,Marvin	0:18,312
6 333 Kapetanidis,Konstantin	1:02,426	389 Langenbacher,Marvin	0:22,508	358 Graf,Adrian	0:21,382	324 Fritsch,Valentino	0:18,393
7 307 Himmels,Yannik	1:02,532	318 Walter,Luca	0:22,515	363 Steigerwald,Noah	0:21,412	361 Gemmill,Oliver	0:18,396
8 315 Lehner,Franz	1:02,593	307 Himmels,Yannik	0:22,565	311 Moitzi,Philipp	0:21,413	307 Himmels,Yannik	0:18,396
9 390 Greif,Toni	1:02,613	319 Elter,Marc	0:22,590	306 Walter,Andre	0:21,441	325 Dam,Benjamin	0:18,424
10 325 Dam,Benjamin	1:02,690	390 Greif,Toni	0:22,613	323 Stumpf,Stephen	0:21,452	363 Steigerwald,Noah	0:18,434
11 316 Uber,Sebastian	1:02,702	315 Lehner,Franz	0:22,647	394 Leibmann,Daniel	0:21,453	323 Stumpf,Stephen	0:18,463
12 363 Steigerwald,Noah	1:02,818	325 Dam,Benjamin	0:22,708	325 Dam,Benjamin	0:21,457	390 Greif,Toni	0:18,466
13 351 Kreutz,Patrick	1:02,985	363 Steigerwald,Noah	0:22,708	319 Elter,Marc	0:21,471	382 Risom,Valdemar	0:18,490
14 306 Walter,Andre	1:02,991	317 Dresen,Andreas	0:22,746	324 Fritsch,Valentino	0:21,490	306 Walter,Andre	0:18,492
15 323 Stumpf,Stephen	1:03,065	351 Kreutz,Patrick	0:22,772	328 Hofmann,Benedikt	0:21,536	316 Uber,Sebastian	0:18,533
16 358 Graf,Adrian	1:03,078	328 Hofmann,Benedikt	0:22,789	333 Kapetanidis,Konstantin	0:21,557	351 Kreutz,Patrick	0:18,552
17 328 Hofmann,Benedikt	1:03,098	330 Bos,Jeroen	0:22,798	351 Kreutz,Patrick	0:21,565	398 Fetzer,Dennis	0:18,614
18 330 Bos,Jeroen	1:03,134	324 Fritsch,Valentino	0:22,837	307 Himmels,Yannik	0:21,571	328 Hofmann,Benedikt	0:18,651
19 324 Fritsch,Valentino	1:03,146	306 Walter,Andre	0:22,841	316 Uber,Sebastian	0:21,642	330 Bos,Jeroen	0:18,661
20 317 Dresen,Andreas	1:03,449	358 Graf,Adrian	0:22,843	330 Bos,Jeroen	0:21,675	358 Graf,Adrian	0:18,698
21 394 Leibmann,Daniel	1:03,472	323 Stumpf,Stephen	0:22,917	317 Dresen,Andreas	0:21,688	394 Leibmann,Daniel	0:18,727
22 319 Elter,Marc	1:03,495	394 Leibmann,Daniel	0:23,023	315 Lehner,Franz	0:21,768	319 Elter,Marc	0:18,887
23 398 Fetzer,Dennis	1:03,555	398 Fetzer,Dennis	0:23,054	352 Huetting,Brio	0:21,843	352 Huetting,Brio	0:18,899
24 352 Huetting,Brio	1:04,168	352 Huetting,Brio	0:23,237	398 Fetzer,Dennis	0:21,867	317 Dresen,Andreas	0:18,930






**DEUTSCHE KART-MEISTERSCHAFT**

**Round 2: 10 - 12 / 05 / 2019**

**PRO KART WACKERSDORF**

*Raceland*

**DMSB-RegNr.:107/19**

**Qualifying practice DSKC (KZ2) Group 2**

Die schnellsten Zeiten

Ort	Nr. Fahrername	Zeit	Streckenl.	ø Speed
Ziel	311 Moitzi, Philipp	1:01,993	1190 m	69,1 km/h
Sektion 1	311 Moitzi, Philipp	0:22,449	452 m	72,5 km/h
Sektion 2	318 Walter, Luca	0:21,246	368 m	62,4 km/h
Sektion 3	315 Lehner, Franz	0:17,993	370 m	74,0 km/h

	Smr.311 Moitzi, Philipp AUT KSB Racing Team	Smr.318 Walter, Luca DEU Luca Walter	Smr.389 Langenbacher, Marvin DEU RS-Motorsport	Smr.361 Gemmill, Oliver GBR MK Racing	Smr.382 Risom, Valdemar DNK RS Competition
	theoretisch mögliche Bestzeit 1:01,993	theoretisch mögliche Bestzeit 1:02,004	theoretisch mögliche Bestzeit 1:02,196	theoretisch mögliche Bestzeit 1:02,248	theoretisch mögliche Bestzeit 1:02,314
best	Ziel Sektion 1 Sektion 2 Sektion 3 1:01,993 0:22,449 0:21,413 0:18,131	Ziel Sektion 1 Sektion 2 Sektion 3 1:02,132 0:22,515 0:21,246 0:18,243	Ziel Sektion 1 Sektion 2 Sektion 3 1:02,291 0:22,508 0:21,376 0:18,312	Ziel Sektion 1 Sektion 2 Sektion 3 1:02,316 0:22,505 0:21,347 0:18,396	Ziel Sektion 1 Sektion 2 Sektion 3 1:02,422 0:22,475 0:21,349 0:18,490
Runde 1	1:02,490 0:22,721 0:21,505 0:18,264	1:03,048 0:22,849 0:21,246 0:18,953	1:03,472 0:22,741 0:22,025 0:18,706	1:03,798 0:23,458 0:21,576 0:18,764	1:02,759 0:22,730 0:21,349 0:18,680
Runde 2	1:02,964 0:22,773 0:21,516 0:18,675	1:02,383 0:22,709 0:21,343 0:18,331	1:03,071 0:22,808 0:21,647 0:18,616	1:03,210 0:22,758 0:21,701 0:18,751	1:02,550 0:22,670 0:21,358 0:18,522
Runde 3	1:02,312 0:22,500 0:21,485 0:18,327	1:02,321 0:22,634 0:21,344 0:18,343	1:02,829 0:22,746 0:21,552 0:18,531	1:03,368 0:23,027 0:21,583 0:18,758	1:02,546 0:22,481 0:21,480 0:18,585
Runde 4	1:02,675 0:22,676 0:21,416 0:18,583	1:02,132 0:22,515 0:21,334 0:18,283	1:02,291 0:22,541 0:21,420 0:18,330	1:02,923 0:22,604 0:21,479 0:18,840	1:02,780 0:22,612 0:21,541 0:18,627
Runde 5	1:01,993 0:22,449 0:21,413 0:18,131	1:03,282 0:23,314 0:21,541 0:18,427	1:02,303 0:22,615 0:21,376 0:18,312	1:02,316 0:22,505 0:21,347 0:18,464	1:02,422 0:22,525 0:21,407 0:18,490
Runde 6	1:02,637 0:22,641 0:21,624 0:18,372	1:02,176 0:22,627 0:21,306 0:18,243	1:04,050 0:22,508 0:23,054 0:18,488	1:02,430 0:22,634 0:21,400 0:18,396	1:02,675 0:22,475 0:21,679 0:18,521






DEUTSCHE KART-MEISTERSCHAFT

Round 2: 10 - 12 / 05 / 2019

PRO KART WACKERSDORF

Raceland

DMSB-RegNr.:107/19

### Qualifying practice DSKC (K2Z) Group 2

Die schnellsten Zeiten

Ort	Nr. Fahrername	Zeit	Streckenl.	Ø Speed
Ziel	311 Moitzl, Philipp	1:01,993	1190 m	69,1 km/h
Sektion 1	311 Moitzl, Philipp	0:22,449	452 m	72,5 km/h
Sektion 2	318 Walther, Lura	0:21,246	368 m	62,4 km/h
Sektion 3	315 Lehner, Franz	0:17,993	370 m	74,0 km/h

	Smr.333 Kapetanidis, Konstantin DEU Valier Motorsport	Smr.307 Himmels, Yannik DEU Valier Motorsport	Smr.315 Lehner, Franz AUT BIREL ART RACING KSW	Smr.390 Greif, Toni DEU Solgat Motorsport	Smr.325 Dam, Benjamin AUT BIREL ART RACING KSW
	theoretisch mögliche Bestzeit 1:02,307	theoretisch mögliche Bestzeit 1:02,532	theoretisch mögliche Bestzeit 1:02,408	theoretisch mögliche Bestzeit 1:02,458	theoretisch mögliche Bestzeit 1:02,589
best	Ziel Sektion 1 0:22,482 Sektion 2 0:21,557 Sektion 3 0:18,268	Ziel Sektion 1 0:22,565 Sektion 2 0:21,571 Sektion 3 0:18,396	Ziel Sektion 1 0:22,647 Sektion 2 0:21,768 Sektion 3 0:17,993	Ziel Sektion 1 0:22,613 Sektion 2 0:21,379 Sektion 3 0:18,466	Ziel Sektion 1 0:22,708 Sektion 2 0:21,457 Sektion 3 0:18,424
Runde 1	1:03,541 0:23,086 0:21,990 0:18,465	1:05,100 0:25,079 0:21,583 0:18,438	1:04,308 0:23,369 0:21,965 0:18,974	1:11,361 0:29,172 0:23,502 0:18,687	1:03,627 0:23,347 0:21,856 0:18,424
Runde 2	1:02,927 0:22,652 0:21,588 0:18,687	1:29,684 0:23,504 0:47,600 0:18,580	1:03,322 0:23,047 0:21,792 0:18,483	1:02,724 0:22,830 0:21,398 0:18,496	1:06,984 0:23,501 0:24,853 0:18,630
Runde 3	1:02,660 0:22,739 0:21,640 0:18,281	1:03,868 0:23,230 0:22,060 0:18,578	1:03,538 0:23,129 0:21,903 0:18,506	1:03,233 0:23,084 0:21,453 0:18,696	1:02,690 0:22,708 0:21,549 0:18,433
Runde 4	1:02,426 0:22,601 0:21,557 0:18,268	1:02,532 0:22,565 0:21,571 0:18,396	1:03,084 0:23,024 0:21,996 0:18,064	1:03,115 0:22,766 0:21,682 0:18,667	1:14,680 0:34,359 0:21,743 0:18,578
Runde 5	1:02,534 0:22,482 0:21,737 0:18,315	1:03,080 0:22,825 0:21,642 0:18,613	1:02,593 0:22,647 0:21,953	1:02,745 0:22,900 0:21,379 0:18,466	1:03,164 0:23,128 0:21,457 0:18,579
Runde 6	1:02,566 0:22,497 0:21,611 0:18,458		1:02,726 0:22,795 0:21,768	1:02,613 0:22,613 0:21,456 0:18,544	1:03,247 0:22,965 0:21,643 0:18,639






DEUTSCHE KART-MEISTERSCHAFT

Round 2: 10 - 12 / 05 / 2019

PRO KART WACKERSDORF

Raceland



DMSB-RegNr.:107/19

### Qualifying practice DSKC (K22) Group 2

Die schnellsten Zeiten

Ort	Nr. Fahrername	Zeit	Streckenl.	Ø Speed
Ziel	311 Moitzi, Philipp	1:01,993	1190 m	69,1 km/h
Sektion 1	311 Moitzi, Philipp	0:22,449	452 m	72,5 km/h
Sektion 2	318 Walther, Lura	0:21,246	368 m	62,4 km/h
Sektion 3	315 Lehner, Franz	0:17,993	370 m	74,0 km/h

	Smr.316 Über, Sebastian DEU RS-Motorsport	Smr.363 Steigerwald, Noah DEU Bamberger Karttracing	Smr.351 Kreuz, Patrick DEU RS-Motorsport	Smr.306 Walter, Andre DEU Solgat Motorsport	Smr.323 Stumpf, Stephen DEU Solgat Motorsport
theoretisch mögliche Bestzeit	1:02,671	1:02,554	1:02,889	1:02,774	1:02,832
Ziel	1:02,702	1:02,818	1:02,985	1:02,991	1:03,065
Sektion 1	0:21,642	0:21,412	0:21,565	0:22,841	0:22,917
Sektion 2	0:21,642	0:21,412	0:21,775	0:21,699	0:21,452
Sektion 3	0:18,533	0:18,434	0:18,552	0:18,492	0:18,463
best	1:04,917	1:03,546	1:03,099	1:03,354	1:03,887
Runde 1	1:04,917	0:24,516	0:22,909	0:23,027	0:23,604
Runde 2	1:10,098	0:22,952	0:22,982	0:23,154	0:23,459
Runde 3	1:06,618	0:23,023	0:22,744	0:22,937	0:26,514
Runde 4	1:02,702	0:22,496	0:21,655	0:23,119	0:26,321
Runde 5	1:09,668	0:28,901	0:22,234	0:22,908	0:23,297
Runde 6	1:04,592	0:23,690	0:22,068	0:21,490	0:23,148
		1:02,818	0:22,780	0:22,841	0:23,546
		0:18,641	0:18,789	0:18,628	0:21,850
		0:18,641	0:18,789	0:18,628	0:21,850
		0:21,309	0:21,649	0:18,818	0:21,528
		0:18,952	0:18,521	0:18,818	0:21,545
		0:24,643	0:21,655	0:18,584	0:21,685
		0:18,564	0:18,434	0:18,666	0:22,917
		0:18,533	0:21,805	0:18,617	0:21,601
		0:22,234	0:21,546	0:18,564	0:23,148
		0:22,068	0:21,412	0:18,564	0:22,971
		0:18,834	0:21,412	0:18,564	0:21,850








DEUTSCHE KART-MEISTERSCHAFT

Round 2: 10 - 12 / 05 / 2019

PRO KART WACKERSDORF

Race-land

DMSB-RegNr.:107/19

### Qualifying practice DSKC (K2Z) Group 2

Die schnellsten Zeiten

Ort	Nr. Fahrername	Zeit	Streckenl.	Ø Speed
Ziel	311 Moitz, Philipp	1:01,993	1190 m	69,1 km/h
Sektion 1	311 Moitz, Philipp	0:22,449	452 m	72,5 km/h
Sektion 2	318 Walther, Luca	0:21,246	368 m	62,4 km/h
Sektion 3	315 Lehner, Franz	0:17,993	370 m	74,0 km/h

	Smr.328 Hofmann,Benedikt DEU	Smr.330 Bos,Jeroen NLD	Smr.324 Fritsch,Valentino DEU	Smr.317 Dresen,Andreas DEU
	Solgat Motorsport	CRG Holland	BIREL ART RACING KSW	SRP Racing Team
	theoretisch mögliche Bestzeit 1:02,923	theoretisch mögliche Bestzeit 1:03,134	theoretisch mögliche Bestzeit 1:02,720	theoretisch mögliche Bestzeit 1:03,364
best	Ziel Sektion 1 Sektion 2 Sektion 3 1:03,078 0:22,843 0:21,382 0:18,698	Ziel Sektion 1 Sektion 2 Sektion 3 1:03,134 0:22,798 0:21,675 0:18,661	Ziel Sektion 1 Sektion 2 Sektion 3 1:03,146 0:22,837 0:21,490 0:18,393	Ziel Sektion 1 Sektion 2 Sektion 3 1:03,449 0:22,746 0:21,688 0:18,930
Runde 1	1:03,812 0:23,689 0:21,401 0:18,722	1:04,228 0:23,402 0:21,843 0:18,983	1:06,694 0:26,792 0:21,490 0:18,412	1:04,726 0:23,629 0:21,894 0:19,203
Runde 2	1:04,483 0:23,281 0:22,142 0:19,060	1:03,313 0:22,907 0:21,738 0:18,668	1:03,190 0:22,985 0:21,786 0:18,419	1:04,431 0:23,004 0:22,238 0:19,189
Runde 3	1:04,593 0:23,212 0:22,683 0:18,698	1:03,429 0:22,980 0:21,752 0:18,697	1:03,432 0:22,837 0:21,950 0:18,645	1:04,790 0:23,475 0:22,205 0:19,110
Runde 4	1:04,426 0:23,671 0:21,719 0:19,036	1:03,134 0:22,798 0:21,675 0:18,661	1:03,622 0:23,176 0:21,959 0:18,487	1:03,802 0:22,827 0:21,919 0:19,056
Runde 5	1:03,078 0:22,923 0:21,382 0:18,773	1:05,341 0:24,188 0:21,768 0:19,385	1:03,409 0:23,096 0:21,889 0:18,424	1:03,579 0:22,746 0:21,799 0:19,034
Runde 6	1:04,309 0:22,843 0:22,110 0:19,356	1:03,562 0:23,155 0:21,721 0:18,686	1:03,146 0:23,029 0:21,724 0:18,393	1:03,449 0:22,831 0:21,688 0:18,930






**DEUTSCHE KART-MEISTERSCHAFT**

**Round 2: 10 - 12 / 05 / 2019**

**PRO KART WACKERSDORF**

Raceland

**DMSB-RegNr.:10719**

**Qualifying practice DSKC (KZ2) Group 2**

Die schnellsten Zeiten

Ort	Nr. Fahrername	Zeit	Streckenl.	Ø Speed
Ziel	311 Moitzi, Philipp	1:01,993	1190 m	69,1 km/h
Sektion 1	311 Moitzi, Philipp	0:22,449	452 m	72,5 km/h
Sektion 2	318 Walter, Lura	0:21,246	368 m	62,4 km/h
Sektion 3	315 Lehner, Franz	0:17,993	370 m	74,0 km/h

	Smr.394 Leibmann, Daniel DEU Bamberger Karttracing	Smr.319 Elter, Marc DEU CRG Holland	Smr.398 Feitzer, Dennis DEU SRP Racing Team	Smr.352 Hueting, Brio NLD SRP Racing Team	
	theoretisch mögliche Bestzeit 1:03,203	theoretisch mögliche Bestzeit 1:02,948	theoretisch mögliche Bestzeit 1:03,535	theoretisch mögliche Bestzeit 1:03,979	
best	Ziel Sektion 1 Sektion 2 Sektion 3 1:03,472 0:23,023 0:21,453 0:18,727	Ziel Sektion 1 Sektion 2 Sektion 3 1:03,495 0:22,590 0:21,471 0:18,887	Ziel Sektion 1 Sektion 2 Sektion 3 1:03,555 0:23,054 0:21,867 0:18,614	Ziel Sektion 1 Sektion 2 Sektion 3 1:04,168 0:23,237 0:21,843 0:18,899	Ziel Sektion 1 Sektion 2 Sektion 3
Runde 1	1:04,084 0:23,560 0:21,666 0:18,858	1:03,495 0:22,934 0:21,471 0:19,090	1:07,420 0:24,110 0:24,036 0:19,274	1:05,138 0:23,947 0:22,001 0:19,190	
Runde 2	1:03,652 0:23,325 0:21,533 0:18,794	1:03,749 0:22,818 0:21,754 0:19,177	1:03,555 0:23,054 0:21,887 0:18,614	1:05,498 0:23,766 0:22,462 0:19,270	
Runde 3	1:03,472 0:23,152 0:21,453 0:18,867	1:04,608 0:23,741 0:21,902 0:18,965	1:05,167 0:23,287 0:21,949 0:19,931	1:04,168 0:23,426 0:21,843 0:18,899	
Runde 4	1:03,563 0:23,023 0:21,813 0:18,727	1:03,525 0:22,590 0:22,043 0:18,892	1:04,646 0:23,187 0:22,412 0:19,047	1:04,360 0:23,237 0:22,104 0:19,019	
Runde 5	0:23,578 0:21,628	1:03,674 0:23,220 0:21,567 0:18,887	1:04,146 0:23,208 0:21,867 0:19,071	1:11,775 0:23,732 0:22,060 0:25,983	
Runde 6		1:03,735 0:22,911 0:21,837 0:18,987	1:04,857 0:23,976 0:21,946 0:18,935	1:06,646 0:23,446 0:22,204 0:20,996	

### Qualifying practice DSKC (K22) Group 1

Strecke / track: 1190m

started: 24 classified: 24 not classified: 0

Pos	Str. Nr.	Fahrer / Driver	Nation	Bewerber/Sponsor	Nation	Lizenz / Lizenz	Chassis/Motor/Reifen	Runden Laps	Differenz	Abstand Gap	beste Runde best Lap	in N. in L.	o beschw. e Speed
1	329	VILLAGOMEZ, Rafael	MEX	BIREL ART RACING KSW	AUT	0525 BK102	Birel Art / TM / Vega	6			1:01,106	1	70,1 km/h
2	314	KINDERVATER, Robert	DEU	BIREL ART RACING KSW	AUT	JKC1133505 BK102	Birel Art / TM / Vega	6	0:00,190	0:00,190	1:01,296	1	69,9 km/h
3	331	SCHRÖDER, Tim	DEU	Mach1 Motorsport	DEU	IKB1079850 KBF1005514	Mach1 / TM / Vega	6	0:00,191	0:00,001	1:01,297	1	69,9 km/h
4	381	VAN WALSTIJN, Senna	NLD	SP Motor Sport	NLD	35961	Kart Republic / TM / Vega	6	0:00,585	0:00,394	1:01,691	2	69,4 km/h
5	310	TRÖGER, Tim	DEU	Mach1 Motorsport	DEU	JKC1132554 KBF1005514	Mach1 / TM / Vega	4	0:00,654	0:00,069	1:01,760	4	69,4 km/h
6	362	PUTIATIN, Slavik	UKR	CPB SPORT	FRA	CS.28.0006.15 232241	SODIKART / TM / Vega	6	0:00,751	0:00,097	1:01,857	2	69,3 km/h
7	369	DREWING, Pascal	DEU	Valier Motorsport	DEU	JKC1147574 KBF1063735	SODI / TM / Vega	6	0:00,793	0:00,042	1:01,899	1	69,2 km/h
8	360	BAUMANN, Dominik	AUT	KSB Racing Team	AUT	JK 2124 BK 002	Kosmic Kart / / Vega	6	0:00,829	0:00,036	1:01,935	6	69,2 km/h
9	345	LAGERSTROM, Linus	SWE	Linus Lagerstrom	SWE	199409301217 199409301216	CRG / TM / Vega	4	0:00,899	0:00,070	1:02,005	1	69,1 km/h
10	383	POTMAN, Mark	NLD	CRG Holland	NLD	30972 15521	CRG / TM / Vega	6	0:00,970	0:00,071	1:02,076	2	69,0 km/h
11	326	REIBÖCK, Lukas	AUT	BIREL ART RACING KSW	AUT	JK2158 BK102	Birel Art / TM / Vega	6	0:01,036	0:00,066	1:02,142	1	68,9 km/h
12	391	FUNDA, Marcus	AUT	ZANCHI MOTORSPORT	ITA	JK2051 398793	GP Racing / TM / Vega	4	0:01,321	0:00,285	1:02,427	3	68,6 km/h
13	397	TREILOVS, Davids	DEU	SRP Racing Team	DEU	JKC1147656 KBF1156791	Maranello / TM / Vega	5	0:01,445	0:00,124	1:02,551	3	68,5 km/h
14	334	CLEVERT, Lauren-Alexan	DEU	Kartshop Ampfing	DEU	JKC1173645 KBF1108764	Tony Kart / TM / Vega	6	0:01,614	0:00,169	1:02,720	5	68,3 km/h
15	335	BEYERLEIN, Patrick	DEU	BEYMO-Kartracing	DEU	JKC1041625 KBF1160795	CRG / TM / Vega	6	0:01,700	0:00,086	1:02,806	2	68,2 km/h
16	312	COLAKOVIC, Nermin	DEU	Solgat Motorsport	DEU	JB1165480 KBF1079882	Birel Art / TM / Vega	6	0:02,172	0:00,472	1:03,278	2	67,7 km/h
17	332	BEDNAR, Jan	CZE	GREGOR KART S.R.O.	CZE	19AS0152 338	CRG / TM / Vega	6	0:02,274	0:00,102	1:03,380	1	67,6 km/h
18	387	PREIBISCH, Marius	DEU	Bamberger Kartracing	DEU	JKC1181135 KBF1197896	Lenzokart / LKE / Vega	6	0:02,363	0:00,089	1:03,469	1	67,5 km/h
19	322	FREDRIKSSON, Lucas	SWE	JP Racing	SWE	20010829007 105	Exprit / Vortex / Vega	6	0:02,563	0:00,200	1:03,669	6	67,3 km/h
20	355	SPECK, Luis Laurin	DEU	Tbkart Srl	ITA	IKB1167417 297356	Tbkart / TM / Vega	6	0:02,629	0:00,066	1:03,735	3	67,2 km/h
21	327	JONSSON, Lukas	SWE	JP RACING	SWE	20000901795 105	Exprit / Vortex / Vega	6	0:02,770	0:00,141	1:03,876	4	67,1 km/h
22	308	LOPEZ, Marc	ESP	CRG Keijzer racing	NLD	0014 esp 28613	CRG / TM / Vega	6	0:03,008	0:00,238	1:04,114	1	66,8 km/h
23	384	EBNER, Moritz	ITA	Markus Ebner	ITA	404081 403974	Energy / TM / Vega	1					
24	320	DE SANTIS, Raffaele	ITA	SRP Racing Team	DEU	355295 KBF1156791	Maranello / TM / Vega	4		0:00,000			

StNr. 320 Disqualifikation from the Qualifying

Rennleitung: Volker Ehekircher Racedirektor: Horst Seidel

Sportkommissare: Nikolas Spaderna / Ulrich Bell / Franz-Josef Serr

Techn. Kommissare: Hans-Jürgen Dangers / A. Sengpiel / M. Grasshoff / C. Schmidt / J.Lawinger / M.Ambrosius

Zeitnahme: KART-DATA timing service Franz Schieszler

Zeitnahme / timekeeping

control   
Franz Schieszler

freigegeben: 12:47:17






**DEUTSCHE KART-MEISTERSCHAFT**

**Round 2: 10 - 12 / 05 / 2019**

**PRO KART WACKERSDORF**



**Raceland**

DMSB-RegNr:107/19

### Qualifying practice DSKC (KZ2) Group 1

Fahrername Driver	Villagomez Rafael	Kindervater Robert	Schröder Tim	Van Walstijn Senna	Tröger Tim	Putiatin Slavik	Drewing Pascal	Baumann Dominik	Lagerstrom Linus	Potman Mark	Reiböck Lukas	Funda Marcus
schleunigste Runde in Runde	1:01,106 Rn. 1	1:01,296 Rn. 1	1:01,297 Rn. 1	1:01,691 Rn. 2	1:01,760 Rn. 4	1:01,857 Rn. 2	1:01,899 Rn. 1	1:01,935 Rn. 6	1:02,005 Rn. 1	1:02,076 Rn. 2	1:02,142 Rn. 1	1:02,427 Rn. 3
Speed	70,1 km/h	69,9 km/h	69,9 km/h	69,4 km/h	69,4 km/h	69,3 km/h	69,2 km/h	69,2 km/h	69,1 km/h	69,0 km/h	68,9 km/h	68,6 km/h
Lap 1	<u>1:01,106</u>	<u>1:01,296</u>	<u>1:01,297</u>	1:01,834	1:02,349	1:02,396	<u>1:01,899</u>	1:02,235	<u>1:02,005</u>	1:02,978	<u>1:02,142</u>	1:02,887
Lap 2	1:02,008	1:01,705	1:01,600	<u>1:01,691</u>	1:01,946	<u>1:01,857</u>	1:02,565	1:02,392	1:02,446	1:02,076	1:02,764	1:02,588
Lap 3	1:01,476	1:01,536	1:01,419	1:02,336	1:02,010	1:13,666	1:02,911	1:02,035	1:02,848	1:02,858	1:04,218	<u>1:02,427</u>
Lap 4	1:01,879	1:03,635	1:01,830	1:02,215	<u>1:01,760</u>	1:02,051	1:03,269	1:02,065	1:33,005	1:02,416	1:02,536	1:13,931
Lap 5	1:02,015	1:02,182	1:06,139	1:02,109		1:02,417	1:03,029	1:02,633		1:02,096	1:02,291	
Lap 6	1:01,750	1:01,777	1:07,073	1:08,208		1:03,097	1:02,781	<u>1:01,935</u>		1:02,377	1:02,404	






**DEUTSCHE KART-MEISTERSCHAFT**

**Round 2: 10 - 12 / 05 / 2019**

**PRO KART WACKERSDORF**

**RaceLand**





**DMSB**

DMSB-RegNr:107/19

### Qualifying practice DSKC (KZ2) Group 1



Fahrername Driver	Trefilovs Davids	Lauren- Alexander	Beyerlein Patrick	De Santis Raffaele	Colakovic Nermin	Bednar Jan	Preibisch Marius	Fredriksson Lucas	Speck Luis Laurin	Jonsson Lukas	Lopez Marc
schnellste Runde in Runde	1:02,551 Rn. 3	1:02,720 Rn. 5	1:02,806 Rn. 2	1:03,108 Rn. 1	1:03,278 Rn. 2	1:03,380 Rn. 1	1:03,469 Rn. 1	1:03,669 Rn. 6	1:03,735 Rn. 3	1:03,876 Rn. 4	1:04,114 Rn. 1
Speed	68,5 km/h	68,3 km/h	68,2 km/h	67,9 km/h	67,7 km/h	67,6 km/h	67,5 km/h	67,3 km/h	67,2 km/h	67,1 km/h	66,8 km/h
Lap 1	1:03,064	1:04,517	1:03,164	1:03,108	1:03,729	1:03,380	1:03,469	1:05,275	1:07,198	1:04,793	1:04,114
Lap 2	1:02,872	1:04,700	1:02,806	1:04,030	1:03,278	1:05,076	1:04,995	1:04,232	1:05,516	1:04,704	1:04,789
Lap 3	1:02,551	1:04,598	1:03,278	1:04,046	1:04,621	1:05,341	1:04,215	1:04,201	1:03,735	1:04,947	1:04,957
Lap 4	1:02,590	1:04,997	1:03,426	1:04,588	1:03,956	1:04,836	1:04,722	1:04,002	1:04,782	1:03,876	1:04,533
Lap 5	1:03,449	1:02,720	1:03,204	1:03,766	1:03,766	1:05,125	1:05,094	1:03,793	1:03,925	1:03,948	1:05,030
Lap 6		1:03,616	1:03,681	1:03,858	1:03,858	1:04,978	1:28,673	1:03,669	1:04,479	1:04,366	1:04,698

**DEUTSCHE KART-MEISTERSCHAFT**

**Round 2: 10 - 12 / 05 / 2019**

**PRO KART WACKERSDORF**

DMSB-RegNr:107119

## Qualifying practice DSKC (K22) Group 1

Ziel		Sektion 1		Sektion 2		Sektion 3	
Fahrername	Zeit	Fahrername	Zeit	Fahrername	Zeit	Fahrername	Zeit
1 329 Villagomez,Rafael	1:01,106	331 Schröder,Tim	0:21,955	310 Tröger,Tim	0:20,776	331 Schröder,Tim	0:18,056
2 314 Kindervater,Robert	1:01,296	314 Kindervater,Robert	0:22,071	329 Villagomez,Rafael	0:20,794	360 Baumann,Dominik	0:18,119
3 331 Schröder,Tim	1:01,297	383 Potman,Mark	0:22,088	360 Baumann,Dominik	0:20,875	314 Kindervater,Robert	0:18,129
4 381 Van Walsstijn,Senna	1:01,691	329 Villagomez,Rafael	0:22,153	314 Kindervater,Robert	0:20,896	369 Drawing,Pascal	0:18,139
5 310 Tröger,Tim	1:01,760	360 Baumann,Dominik	0:22,306	331 Schröder,Tim	0:20,944	329 Villagomez,Rafael	0:18,159
6 362 Putiatin,Slavik	1:01,857	381 Van Walsstijn,Senna	0:22,330	381 Van Walsstijn,Senna	0:21,005	326 Reiböck,Lukas	0:18,174
7 369 Drawing,Pascal	1:01,899	362 Putiatin,Slavik	0:22,341	362 Putiatin,Slavik	0:21,120	381 Van Walsstijn,Senna	0:18,213
8 360 Baumann,Dominik	1:01,935	310 Tröger,Tim	0:22,368	369 Drawing,Pascal	0:21,139	345 Lagerstrom,Linus	0:18,217
9 345 Lagerstrom,Linus	1:02,005	326 Reiböck,Lukas	0:22,422	383 Potman,Mark	0:21,182	362 Putiatin,Slavik	0:18,260
10 383 Potman,Mark	1:02,076	397 Trefilovs, Davids	0:22,464	391 Funda,Marcus	0:21,263	397 Trefilovs, Davids	0:18,298
11 326 Reiböck,Lukas	1:02,142	345 Lagerstrom,Linus	0:22,486	345 Lagerstrom,Linus	0:21,302	383 Potman,Mark	0:18,349
12 391 Funda,Marcus	1:02,427	369 Drawing,Pascal	0:22,487	320 De Santis,Raffaele	0:21,361	391 Funda,Marcus	0:18,402
13 397 Trefilovs, Davids	1:02,551	391 Funda,Marcus	0:22,492	397 Trefilovs, Davids	0:21,372	310 Tröger,Tim	0:18,414
14 334 Clevert,Lauren-Alexandre	1:02,720	334 Clevert,Lauren-Alexandre	0:22,659	335 Beyerlein,Patrick	0:21,425	334 Clevert,Lauren-Alexandre	0:18,434
15 335 Beyerlein,Patrick	1:02,806	332 Bednar,Jan	0:22,791	334 Clevert,Lauren-Alexandre	0:21,457	335 Beyerlein,Patrick	0:18,456
16 320 De Santis,Raffaele	1:03,108	387 Preibisch,Marius	0:22,803	326 Reiböck,Lukas	0:21,470	327 Jonsson,Lukas	0:18,559
17 312 Colakovic,Nermin	1:03,278	322 Fredriksson,Lucas	0:22,807	312 Colakovic,Nermin	0:21,636	332 Bednar,Jan	0:18,672
18 332 Bednar,Jan	1:03,380	335 Beyerlein,Patrick	0:22,819	355 Speck,Luis Laurin	0:21,774	312 Colakovic,Nermin	0:18,735
19 387 Preibisch,Marius	1:03,469	327 Jonsson,Lukas	0:22,828	387 Preibisch,Marius	0:21,818	320 De Santis,Raffaele	0:18,785
20 322 Fredriksson,Lucas	1:03,669	355 Speck,Luis Laurin	0:22,829	322 Fredriksson,Lucas	0:21,827	355 Speck,Luis Laurin	0:18,817
21 355 Speck,Luis Laurin	1:03,735	312 Colakovic,Nermin	0:22,835	308 Lopez,Marc	0:21,834	387 Preibisch,Marius	0:18,848
22 327 Jonsson,Lukas	1:03,876	320 De Santis,Raffaele	0:22,962	332 Bednar,Jan	0:21,917	322 Fredriksson,Lucas	0:18,862
23 308 Lopez,Marc	1:04,114	308 Lopez,Marc	0:23,313	327 Jonsson,Lukas	0:22,022	308 Lopez,Marc	0:18,967






DEUTSCHE KART-MEISTERSCHAFT

Round 2: 10 - 12 / 05 / 2019

PRO KART WACKERSDORF

RaceLand

DMSB-RegNr.:107/19

### Qualifying practice DSKG (K22) Group 1

Die schnellsten Zeiten

Ort	Nr. Fahrername	Zeit	Streckenl.	ø Speed
Ziel	329 Villagomez,Rafael	1:01,106	1190 m	70,1 km/h
Sektion 1	331 Schröder,Tim	0:21,955	452 m	74,1 km/h
Sektion 2	310 Tröger,Tim	0:20,776	368 m	63,8 km/h
Sektion 3	331 Schröder,Tim	0:18,056	370 m	73,8 km/h

	Smr.329 Villagomez,Rafael MEX	Smr.314 Kindervater,Robert DEU	Smr.331 Schröder,Tim DEU	Smr.381 Van Walstijn,Senna MLD	Smr.310 Tröger,Tim DEU
	BIREL ART RACING KSW	BIREL ART RACING KSW	Mach1 Motorsport	SP Motor Sport	Mach1 Motorsport
	theoretisch mögliche Bestzeit 1:01,106	theoretisch mögliche Bestzeit 1:01,096	theoretisch mögliche Bestzeit 1:00,955	theoretisch mögliche Bestzeit 1:01,548	theoretisch mögliche Bestzeit 1:01,558
best	Ziel Sektion 1 Sektion 2 Sektion 3 1:01,106 0:22,153 0:20,794 0:18,159	Ziel Sektion 1 Sektion 2 Sektion 3 1:01,296 0:22,071 0:20,896 0:18,129	Ziel Sektion 1 Sektion 2 Sektion 3 1:01,297 0:21,955 0:20,944 0:18,056	Ziel Sektion 1 Sektion 2 Sektion 3 1:01,691 0:22,330 0:21,005 0:18,213	Ziel Sektion 1 Sektion 2 Sektion 3 1:01,760 0:22,368 0:20,776 0:18,414
Runde 1	1:01,106 0:22,153 0:20,794 0:18,159	1:01,296 0:22,071 0:21,035 0:18,190	1:01,297 0:21,955 0:21,169 0:18,173	1:01,834 0:22,534 0:21,005 0:18,295	1:02,349 0:22,434 0:20,776 0:19,139
Runde 2	1:02,008 0:22,811 0:20,955 0:18,242	1:01,705 0:22,386 0:20,896 0:18,423	1:01,600 0:22,086 0:21,413 0:18,101	1:01,691 0:22,330 0:21,148 0:18,213	1:01,946 0:22,474 0:21,058 0:18,414
Runde 3	1:01,476 0:22,242 0:20,895 0:18,339	1:01,536 0:22,390 0:21,017 0:18,129	1:01,419 0:22,419 0:20,944 0:18,056	1:02,336 0:22,642 0:21,218 0:18,476	1:02,010 0:22,492 0:20,938 0:18,580
Runde 4	1:01,879 0:22,342 0:21,168 0:18,369	1:03,635 0:22,485 0:22,842 0:18,308	1:01,830 0:22,197 0:21,325 0:18,308	1:02,215 0:22,652 0:21,191 0:18,372	1:01,760 0:22,368 0:20,837 0:18,555
Runde 5	1:02,015 0:22,495 0:21,120 0:18,400	1:02,182 0:22,505 0:21,422 0:18,255	1:06,139 0:26,092 0:21,339 0:18,708	1:02,109 0:22,483 0:21,332 0:18,294	
Runde 6	1:01,750 0:22,330 0:21,230 0:18,190	1:01,777 0:22,437 0:21,003 0:18,337	1:07,073 0:23,958 0:22,264 0:20,851	1:08,208 0:22,679 0:25,835 0:19,694	






DEUTSCHE KART-MEISTERSCHAFT

Round 2: 10 - 12 / 05 / 2019

PRO KART WACKERSDORF

Raceland



DMSB-RegNr.:107/19

### Qualifying practice DSKG (K22) Group 1

#### Die schnellsten Zeiten

Ort	Nr. Fahrername	Zeit	Streckenl.	ø Speed
Ziel	329 Vilgomez,Rafael	1:01,106	1190 m	70,1 km/h
Sektion 1	331 Schröder,Tim	0:21,955	452 m	74,1 km/h
Sektion 2	310 Tröger,Tim	0:20,776	368 m	63,8 km/h
Sektion 3	331 Schröder,Tim	0:18,056	370 m	73,8 km/h

	Snr.362 Putiatin,Slavik UKR CPB SPORT		Snr.369 Drewing,Pascal DEU Valter Motorsport		Snr.360 Baumann,Dominik AUT KSB Racing Team		Snr.345 Lagerstrom,Linus SWE Linus Lagerstrom		Snr.383 Poitman,Mark NLD CRG Holland	
	theoretisch mögliche Bestzeit	Ziel	theoretisch mögliche Bestzeit	Ziel	theoretisch mögliche Bestzeit	Ziel	theoretisch mögliche Bestzeit	Ziel	theoretisch mögliche Bestzeit	Ziel
best	1:01,857	0:22,341	0:21,120	0:21,139	0:18,139	0:20,875	0:18,119	0:22,486	0:21,182	0:18,349
Runde 1	1:02,396	0:22,729	0:21,288	0:21,139	0:18,139	0:20,954	0:18,482	0:22,486	0:21,634	0:18,591
Runde 2	1:01,857	0:22,477	0:21,120	0:21,577	0:18,501	0:21,076	0:18,443	0:22,600	0:21,182	0:18,444
Runde 3	1:13,666	0:33,978	0:21,254	0:21,581	0:18,586	0:21,610	0:18,119	0:22,534	0:21,754	0:18,589
Runde 4	1:02,051	0:22,341	0:21,291	0:22,657	0:18,543	0:21,191	0:18,333	0:28,676	0:21,468	0:18,426
Runde 5	1:02,417	0:22,597	0:21,403	0:22,993	0:18,453	0:21,236	0:18,488	0:33,005	0:22,522	0:18,349
Runde 6	1:03,097	0:22,782	0:21,651	0:22,988	0:18,282	0:20,875	0:18,479	0:22,096	0:22,088	0:18,349
								1:02,076	0:22,753	0:18,591
								1:02,076	0:22,450	0:18,444
								1:02,858	0:22,515	0:18,589
								1:02,416	0:22,522	0:18,426
								1:02,096	0:22,267	0:18,349
								1:02,377	0:22,088	0:18,470








**DEUTSCHE KART-MEISTERSCHAFT**

**PRO KART WACKERSDORF**

**Round 2: 10 - 12 / 05 / 2019**

**Race-land**



DMSB-RegNr.:107/19

**Qualifying practice DSKG (K22) Group 1**

Die schnellsten Zeiten

Ort	Nr. Fahrername	Zeit	Streckenl.	Ø Speed
Ziel	329 Villagomez,Rafael	1:01,106	1190 m	70,1 km/h
Sektion 1	331 Schröder,Tim	0:21,955	452 m	74,1 km/h
Sektion 2	310 Tröger,Tim	0:20,776	368 m	63,8 km/h
Sektion 3	331 Schröder,Tim	0:18,056	370 m	73,8 km/h

	Smr.326 Reiböck,Lukas AUT BIREL ART RACING KSW	Smr.391 Funda,Marcus AUT ZANCHI MOTORSPORT	Smr.397 Trefilows,Davids DEU SRP Racing Team	Smr.334 Clevert,Lauren-Alexander DEU Kartshop Ampting	Smr.335 Beyerlein,Patrick DEU BEYMO-Kartracing
	theoretisch mögliche Bestzeit 1:02,066	theoretisch mögliche Bestzeit 1:02,157	theoretisch mögliche Bestzeit 1:02,134	theoretisch mögliche Bestzeit 1:02,550	theoretisch mögliche Bestzeit 1:02,700
Ziel	Sektion 1 0:21,470 Sektion 2 0:21,470 Sektion 3 0:18,174	Sektion 1 0:22,492 Sektion 2 0:21,263 Sektion 3 0:18,402	Sektion 1 0:22,464 Sektion 2 0:21,372 Sektion 3 0:18,298	Sektion 1 0:22,659 Sektion 2 0:21,457 Sektion 3 0:18,434	Sektion 1 0:22,819 Sektion 2 0:21,425 Sektion 3 0:18,456
best	1:02,142	1:02,427	1:02,551	1:02,720	1:02,806
Runde 1	0:22,459 0:21,491 0:18,192	0:23,097 0:21,263 0:18,527	0:22,861 0:21,905 0:18,298	0:23,040 0:22,273 0:19,204	0:23,154 0:21,508 0:18,502
Runde 2	0:22,613 0:21,470 0:18,681	0:22,492 0:21,676 0:18,420	0:22,700 0:21,665 0:18,507	0:24,308 0:21,540 0:18,852	0:22,924 0:21,426 0:18,456
Runde 3	0:24,304 0:21,481 0:18,433	0:22,587 0:21,438 0:18,402	0:22,464 0:21,540 0:18,547	0:24,124 0:21,777 0:18,697	0:23,278 0:23,086 0:21,425
Runde 4	0:22,536 0:22,702 0:21,658	0:22,690 0:21,588 0:29,653	0:22,663 0:21,510 0:18,417	0:24,738 0:21,825 0:18,434	0:23,426 0:22,819 0:22,131
Runde 5	0:22,291 0:22,422 0:21,695	0:22,690 0:21,588 0:29,653	0:22,825 0:21,372 0:19,252	0:22,659 0:21,457 0:18,604	0:23,204 0:23,061 0:21,594
Runde 6	0:22,404 0:22,535 0:21,575	0:21,575 0:18,294	0:21,876 0:18,518	0:23,222 0:21,876 0:18,518	0:23,681 0:23,409 0:21,675






**DEUTSCHE KART-MEISTERSCHAFT**

**PRO KART WACKERSDORF**

**Round 2: 10 - 12 / 05 / 2019**

**Raceland**

DMSB-RegNr.:107/19

### Qualifying practice DSKG (K22) Group 1

#### Die schnellsten Zeiten

Ort	Nr. Fahrername	Zeit	Streckenl.	Ø Speed
Ziel	329 Villegomez,Rafael	1:01,106	1190 m	70,1 km/h
Sektion 1	331 Schröder,Tim	0:21,955	452 m	74,1 km/h
Sektion 2	310 Tröger,Tim	0:20,776	368 m	63,8 km/h
Sektion 3	331 Schröder,Tim	0:18,056	370 m	73,8 km/h

	Smr.320 De Santis,Rafaele ITA SRP Racing Team	Smr.312 Colakovic,Nermin DEU Solgat Motorsport	Smr.332 Bednar,Jan CZE GREGOR KART S.R.O.	Smr.387 Preibisch,Marius DEU Bamberger Karttracing	Smr.322 Fredriksson,Lucas SWE JP Racing
	theoretisch mögliche Bestzeit 1:03,108	theoretisch mögliche Bestzeit 1:03,206	theoretisch mögliche Bestzeit 1:03,380	theoretisch mögliche Bestzeit 1:03,469	theoretisch mögliche Bestzeit 1:03,496
Ziel	Sektion 1 0:22,962 Sektion 2 0:21,361 Sektion 3 0:18,785	Sektion 1 0:22,835 Sektion 2 0:21,636 Sektion 3 0:18,735	Sektion 1 0:22,791 Sektion 2 0:21,917 Sektion 3 0:18,672	Sektion 1 0:22,803 Sektion 2 0:21,818 Sektion 3 0:18,848	Sektion 1 0:22,807 Sektion 2 0:21,827 Sektion 3 0:18,862
best	1:03,108 0:22,962 0:21,361 0:18,785	1:03,729 0:23,324 0:21,636 0:18,769	1:03,380 0:22,791 0:21,917 0:18,672	1:03,469 0:22,803 0:21,818 0:18,848	1:03,669 0:22,807 0:21,827 0:18,862
Runde 1	1:03,108 0:22,962 0:21,361 0:18,785	1:03,729 0:23,324 0:21,636 0:18,769	1:03,380 0:22,791 0:21,917 0:18,672	1:03,469 0:22,803 0:21,818 0:18,848	1:03,669 0:22,807 0:21,827 0:18,862
Runde 2	1:04,030 0:23,617 0:21,581 0:18,832	1:03,278 0:22,835 0:21,708 0:18,735	1:05,076 0:23,393 0:22,459 0:19,224	1:04,995 0:23,755 0:21,980 0:19,260	1:04,232 0:23,272 0:21,958 0:19,002
Runde 3	1:04,046 0:23,417 0:21,689 0:18,940	1:04,621 0:23,472 0:22,314 0:18,835	1:05,341 0:23,457 0:22,547 0:19,337	1:04,215 0:23,144 0:22,065 0:19,006	1:04,201 0:23,266 0:21,827 0:19,108
Runde 4	1:04,588 0:23,234 0:22,469 0:18,885	1:03,956 0:23,317 0:21,755 0:18,884	1:04,836 0:23,623 0:22,361 0:18,852	1:04,722 0:23,437 0:22,312 0:18,973	1:04,002 0:23,087 0:22,024 0:18,891
Runde 5		1:03,766 0:23,211 0:21,649 0:18,906	1:05,125 0:23,277 0:22,338 0:19,510	1:05,094 0:23,890 0:22,069 0:19,135	1:03,793 0:22,896 0:22,009 0:18,888
Runde 6		1:03,858 0:23,152 0:21,741 0:18,965	1:04,978 0:23,642 0:22,063 0:19,273	1:28,673 0:23,499 0:42,624 0:22,550	1:03,669 0:22,807 0:22,000 0:18,862






DEUTSCHE KART-MEISTERSCHAFT

Round 2: 10 - 12 / 05 / 2019

PRO KART WACKERSDORF

Race-land

DMSB-RegNr.:107/19

Qualifying practice DSKG (K22) Group 1

Die schnellsten Zeiten

Ort	Nr. Fahrername	Zeit	Streckenl.	ø Speed
Ziel	329 Villegomez,Rafael	1:01,106	1190 m	70,1 km/h
Sektion 1	331 Schröder,Tim	0:21,955	452 m	74,1 km/h
Sektion 2	310 Tröger,Tim	0:20,776	368 m	63,8 km/h
Sektion 3	331 Schröder,Tim	0:18,056	370 m	73,8 km/h

	Smr.355 Speck,Luis Laurin DEU Tbkart Sri.	Smr.327 Jonsson,Lukas SWE JP RACING	Smr.308 Lopez,Marc ESP CRG Keijzer racing
	theoretisch mögliche Bestzeit 1:03,420	theoretisch mögliche Bestzeit 1:03,409	theoretisch mögliche Bestzeit 1:04,114
best	Ziel Sektion 1 Sektion 2 Sektion 3 1:03,735 0:22,829 0:21,774 0:18,817	Ziel Sektion 1 Sektion 2 Sektion 3 1:03,876 0:22,828 0:22,022 0:18,559	Ziel Sektion 1 Sektion 2 Sektion 3 1:04,114 0:23,313 0:21,834 0:18,967
Runde 1	1:07,198 0:25,861 0:22,236 0:19,101	1:04,793 0:23,520 0:22,359 0:18,914	1:04,114 0:23,313 0:21,834 0:18,967
Runde 2	1:05,516 0:23,552 0:22,158 0:19,806	1:04,704 0:24,081 0:22,064 0:18,559	1:04,789 0:23,363 0:22,146 0:19,280
Runde 3	1:03,735 0:22,829 0:21,937 0:18,969	1:04,947 0:24,125 0:22,022 0:18,800	1:04,957 0:23,810 0:22,010 0:19,137
Runde 4	1:04,782 0:23,560 0:22,043 0:19,179	1:03,876 0:22,828 0:22,295 0:18,753	1:04,533 0:23,354 0:22,155 0:19,024
Runde 5	1:03,925 0:23,232 0:21,774 0:18,919	1:03,948 0:22,987 0:22,210 0:18,751	1:05,030 0:23,358 0:22,183 0:19,489
Runde 6	1:04,479 0:23,771 0:21,951 0:18,817	1:04,366 0:22,934 0:22,667 0:18,765	1:04,698 0:23,463 0:22,156 0:19,079

### free practice DSKC (KZ2) Group 2

Strecke / track: 1190m

started: 24 classified: 24 not classified: 0

Pos	Stf. Nr.	Fahrer / Driver	Nation	Bewerber/Sponsor	Nation	Lizenz / Lizenz	Chassis/Motor/Reifen	Runden Laps	Differenz	Abstand Gap	beste Runde best Lap	in N. in L.	o. beschw. e Speed
1	389	LANGENBACHER, Marvin	DEU	RS-Motorsport	DEU	JKC1152544 KBF1104126	CRG / TM / Vega	9			0:58,351	7	73,4 km/h
2	382	RISOM, Valdemar	DNK	RS Competition	DNK	36523 36053	Tony Kart / Vortex / Vega	8	0:00,024	0:00,024	0:58,375	8	73,4 km/h
3	323	STUMPF, Stephen	DEU	Solgat Motorsport	DEU	JKC1106938 KBF1079882	Birel Art / TM / Vega	9	0:00,458	0:00,434	0:58,809	8	72,8 km/h
4	325	DAM, Benjamin	AUT	BIREL ART RACING KSW	AUT	JK2019 BK102	Birel Art / TM / Vega	9	0:00,728	0:00,270	0:59,079	9	72,5 km/h
5	316	UBER, Sebastian	DEU	RS-Motorsport	DEU	KB1117990 KBF1104126	CRG / Modena / Vega	9	0:00,793	0:00,065	0:59,144	9	72,4 km/h
6	311	MOITZI, Philipp	AUT	KSB Racing Team	AUT	JK2029 BK002	Kosmic / Vortex / Vega	9	0:00,817	0:00,024	0:59,168	9	72,4 km/h
7	307	HIMMELS, Yannik	DEU	Valier Motorsport	DEU	JKC1147857 KBF1063735	SODI / TM / Vega	9	0:00,825	0:00,008	0:59,176	8	72,4 km/h
8	333	KAPETANIDIS, Konstantin	DEU	Valier Motorsport	DEU	JKC1176576 KBF1063735	SODI / TM / Vega	9	0:00,916	0:00,091	0:59,267	9	72,3 km/h
9	317	DRESEN, Andreas	DEU	SRP Racing Team	DEU	JKC1116375 KBF1156791	Maranello / TM / Vega	5	0:00,940	0:00,024	0:59,291	5	72,3 km/h
10	318	WALTER, Luca	DEU	Luca Walter	DEU	JKC1140650 KBF1140650	Alpha Karting / TM / Vega	9	0:00,949	0:00,009	0:59,300	9	72,2 km/h
11	324	FRITSCH, Valentino	DEU	BIREL ART RACING KSW	AUT	BK102	Birel Art / TM / Vega	9	0:01,129	0:00,180	0:59,480	9	72,0 km/h
12	330	BOS, Jeroen	NLD	CRG Holland	NLD	21799 15521	CRG / TM / Vega	9	0:01,261	0:00,132	0:59,612	9	71,9 km/h
13	390	GREIF, Toni	DEU	Solgat Motorsport	DEU	JKB1096240 KBF1079882	Birel Art / TM / Vega	9	0:01,316	0:00,055	0:59,667	9	71,8 km/h
14	319	ELTER, Marc	DEU	CRG Holland	NLD	JKC1147174 15521	CRG / TM / Vega	9	0:01,417	0:00,101	0:59,768	8	71,7 km/h
15	394	LEIBMANN, Daniel	DEU	Bamberger Karttracing	DEU	KB1043835 KBF1197896	Lenzokart / LKE / Vega	9	0:01,450	0:00,033	0:59,801	9	71,6 km/h
16	358	GRAF, Adrian	DEU	Solgat Motorsport	DEU	JKC1126334 KBF179882	Birel Art / TM / Vega	8	0:01,569	0:00,119	0:59,920	8	71,5 km/h
17	363	STEIGERWALD, Noah	DEU	Bamberger Karttracing	DEU	JKB1174750 KBF1197896	Luxor / TM / Vega	9	0:01,650	0:00,081	1:00,001	9	71,4 km/h
18	361	GEMMILL, Oliver	GBR	MK Racing	GBR	86136 273485	Tony Kart / Vortex / Vega	7	0:01,766	0:00,116	1:00,117	7	71,3 km/h
19	315	LEHNER, Franz	AUT	BIREL ART RACING KSW	AUT	JK2150 BK102	Birel Art / TM / Vega	9	0:01,932	0:00,166	1:00,283	9	71,1 km/h
20	398	FETZER, Dennis	DEU	SRP Racing Team	DEU	JKC1157082 KBF1156791	Maranello / TM / Vega	7	0:02,025	0:00,093	1:00,376	6	71,0 km/h
21	351	KREUTZ, Patrick	DEU	RS-Motorsport	DEU	JKB1101586 KBF1104126	CRG / TM / Vega	5	0:02,429	0:00,404	1:00,780	2	70,5 km/h
22	352	HUETING, Brio	NLD	SRP Racing Team	DEU	46098 KBF1156791	Maranello / TM / Vega	9	0:02,496	0:00,067	1:00,847	9	70,4 km/h
23	306	WALTER, Andre	DEU	Solgat Motorsport	DEU	JKC1161938 KBF1079882	Birel Art / TM / Vega	1	0:05,011	0:02,515	1:03,362	1	67,6 km/h
24	328	HOFMANN, Benedikt	DEU	BIREL ART RACING KSW	AUT	JKC1116634 BK102	Birel Art / TM / Vega	1	0:11,568	0:06,557	1:09,919	1	61,3 km/h

Rennleitung: Volker Ehekircher Racedirektor: Horst Seidel

Sportkommissare: Nikolas Spaderna / Ulrich Bell / Franz-Josef Serr

Techn. Kommissare: Hans-Jürgen Dangers / A. Sengpiel / M. Grasshoff / C. Schmidt / J. Lawinger / M. Ambrosius

Zeitnahme: KART-DATA timing service Franz Schieszler






**DEUTSCHE KART-MEISTERSCHAFT**

**Round 2: 10 - 12 / 05 / 2019**

**PRO KART WACKERSDORF**

**Raceland**



DMSB-RegNr:107/19

### free practice DSKC (KZ2) Group 2

Fahrername Driver	Langenbacher Marvin	Risom Valdemar	Stumpf Stephen	Dam Benjamin	Über Sebastian	Moitzi Philipp	Himmels Yannik	Kapetanidis Konstantin	Dresen Andreas	Walter Luca	Fritsch Valentino	Bos Jeroen
schnellste Runde in Runde	0:58,351 Rn. 7	0:58,375 Rn. 8	0:58,809 Rn. 8	0:59,079 Rn. 9	0:59,144 Rn. 9	0:59,168 Rn. 9	0:59,176 Rn. 8	0:59,267 Rn. 9	0:59,291 Rn. 5	0:59,300 Rn. 9	0:59,480 Rn. 9	0:59,612 Rn. 9
Speed	73,4 km/h	73,4 km/h	72,8 km/h	72,5 km/h	72,4 km/h	72,4 km/h	72,4 km/h	72,3 km/h	72,3 km/h	72,2 km/h	72,0 km/h	71,9 km/h
Lap 1	1:01,312	1:01,511	1:12,996	1:03,606	1:04,362	1:00,680	1:02,538	1:02,428	4:45,556	1:00,896	1:01,460	1:01,532
Lap 2	1:00,001	1:00,548	1:06,159	1:02,252	1:04,776	1:00,406	0:59,858	1:02,875	1:00,264	1:00,423	1:00,591	1:01,762
Lap 3	0:59,266	1:05,046	1:01,702	1:02,645	1:01,868	1:00,489	0:59,949	1:01,635	0:59,625	1:00,375	1:00,395	1:00,747
Lap 4	0:59,441	1:51,744	1:00,331	1:01,574	1:00,265	0:59,997	1:01,326	1:02,237	0:59,668	1:00,137	1:00,006	1:00,618
Lap 5	1:00,818	0:59,047	0:59,808	1:00,776	0:59,710	0:59,850	1:02,059	1:00,434	0:59,291	1:00,353	0:59,937	1:00,480
Lap 6	0:59,796	0:59,269	0:59,342	1:00,824	0:59,678	1:01,010	1:00,299	1:01,511	1:00,096	1:00,207	1:00,096	0:59,951
Lap 7	0:58,351	1:13,282	0:58,876	1:00,311	0:59,675	0:59,927	0:59,847	1:00,100	0:59,727	1:01,253	0:59,727	0:59,946
Lap 8	0:58,564	0:58,375	0:58,809	0:59,663	0:59,285	0:59,625	0:59,176	0:59,321	0:59,588	1:24,144	0:59,588	1:00,572
Lap 9	0:58,439	0:58,903	1:00,903	0:59,079	0:59,144	0:59,168	0:59,209	0:59,267	0:59,300	0:59,300	0:59,480	0:59,612






**DEUTSCHE KART-MEISTERSCHAFT**

**Round 2: 10 - 12 / 05 / 2019**

**PRO KART WACKERSDORF**

**Raceland**





**DMSB**

DMSB-RegNr:107/19

### free practice DSKC (KZ2) Group 2



Fahrername Driver	Greif Toni	Elter Marc	Leibmann Daniel	Graf Adrian	Steigerwald Noah	Gemmill Oliver	Lehner Franz	Fetzer Dennis	Kreutz Patrick	Huefing Brio	Walter Andre	Hofmann Benedikt
schnellste Runde in Runde	0:59,667 Rn. 9	0:59,768 Rn. 8	0:59,801 Rn. 9	0:59,920 Rn. 8	1:00,001 Rn. 9	1:00,117 Rn. 7	1:00,283 Rn. 9	1:00,376 Rn. 6	1:00,780 Rn. 2	1:00,847 Rn. 9	1:03,362 Rn. 1	1:09,919 Rn. 1
Speed	71,8 km/h	71,7 km/h	71,6 km/h	71,5 km/h	71,4 km/h	71,3 km/h	71,1 km/h	71,0 km/h	70,5 km/h	70,4 km/h	67,6 km/h	61,3 km/h
Lap 1	1:09,619	1:01,461	1:03,244	1:06,189	1:01,948	1:07,435	1:15,403	1:02,231	1:02,620	1:07,658	1:03,362	1:09,919
Lap 2	1:04,010	1:02,346	1:03,412	1:04,709	1:00,419	1:05,241	1:01,676	1:02,567	1:00,780	1:06,790		
Lap 3	1:02,485	1:01,701	1:02,457	1:03,333	1:00,449	1:05,893	1:01,885	1:01,994	1:02,220	1:03,659		
Lap 4	1:03,566	1:01,556	1:01,352	1:04,008	1:00,554	1:04,462	1:01,125	1:01,384	1:08,171	1:02,970		
Lap 5	1:01,020	1:00,331	1:02,457	1:59,335	1:01,091	1:05,723	1:06,481	1:00,735	1:05,024	1:02,894		
Lap 6	1:00,802	1:01,105	1:00,703	1:00,857	1:00,646	2:47,636	1:01,308	1:00,376		1:02,048		
Lap 7	1:00,375	1:03,514	1:00,716	1:00,265	1:00,262	1:00,117	1:01,344	1:01,976		1:01,665		
Lap 8	1:00,613	0:59,768	1:00,055	0:59,920	1:00,323		1:00,857			1:01,041		
Lap 9	0:59,667	1:00,396	0:59,801		1:00,001		1:00,283			1:00,847		

**DEUTSCHE KART-MEISTERSCHAFT**

**Round 2: 10 - 12 / 05 / 2019**

**PRO KART WACKERSDORF**

DMSB-RegNr:1071/19

## free practice DSKG (K22) Group 2

Ziel		Sektion 1		Sektion 2		Sektion 3	
Fahrername	Zeit	Fahrername	Zeit	Fahrername	Zeit	Fahrername	Zeit
1 389 Langenbacher,Marvin	0:58,351	382 Risom,Valdemar	0:20,912	389 Langenbacher,Marvin	0:19,379	389 Langenbacher,Marvin	0:17,804
2 382 Risom,Valdemar	0:58,375	389 Langenbacher,Marvin	0:20,962	323 Stumpf,Stephen	0:19,395	324 Fritsch,Valentino	0:17,841
3 323 Stumpf,Stephen	0:58,809	323 Stumpf,Stephen	0:21,145	382 Risom,Valdemar	0:19,481	316 Uber,Sebastian	0:17,843
4 325 Dam,Benjamin	0:59,079	316 Uber,Sebastian	0:21,176	319 Elter,Marc	0:19,584	382 Risom,Valdemar	0:17,866
5 316 Uber,Sebastian	0:59,144	325 Dam,Benjamin	0:21,272	317 Dresen,Andreas	0:19,592	311 Moitzi,Philipp	0:17,960
6 311 Moitzi,Philipp	0:59,168	311 Moitzi,Philipp	0:21,317	318 Walter,Luca	0:19,604	307 Himmels,Yannik	0:17,960
7 307 Himmels,Yannik	0:59,176	307 Himmels,Yannik	0:21,375	325 Dam,Benjamin	0:19,644	318 Walter,Luca	0:17,981
8 333 Kapetamidis,Konstantin	0:59,267	333 Kapetamidis,Konstantin	0:21,386	333 Kapetamidis,Konstantin	0:19,650	315 Lehner,Franz	0:18,024
9 317 Dresen,Andreas	0:59,291	318 Walter,Luca	0:21,439	307 Himmels,Yannik	0:19,710	323 Stumpf,Stephen	0:18,054
10 318 Walter,Luca	0:59,300	394 Leibmann,Daniel	0:21,448	390 Greif,Toni	0:19,737	333 Kapetamidis,Konstantin	0:18,082
11 324 Fritsch,Valentino	0:59,480	317 Dresen,Andreas	0:21,462	330 Bos,Jeroen	0:19,823	363 Steigerwald,Noah	0:18,096
12 330 Bos,Jeroen	0:59,612	358 Graf,Adrian	0:21,520	311 Moitzi,Philipp	0:19,859	317 Dresen,Andreas	0:18,116
13 390 Greif,Toni	0:59,667	319 Elter,Marc	0:21,553	316 Uber,Sebastian	0:19,861	390 Greif,Toni	0:18,148
14 319 Elter,Marc	0:59,768	330 Bos,Jeroen	0:21,557	358 Graf,Adrian	0:19,867	330 Bos,Jeroen	0:18,158
15 394 Leibmann,Daniel	0:59,801	324 Fritsch,Valentino	0:21,588	361 Gemmill,Oliver	0:19,909	325 Dam,Benjamin	0:18,163
16 358 Graf,Adrian	0:59,920	363 Steigerwald,Noah	0:21,623	324 Fritsch,Valentino	0:19,941	398 Fetzer,Dennis	0:18,250
17 363 Steigerwald,Noah	1:00,001	361 Gemmill,Oliver	0:21,670	394 Leibmann,Daniel	0:19,944	351 Kreutz,Patrick	0:18,284
18 361 Gemmill,Oliver	1:00,117	398 Fetzer,Dennis	0:21,764	398 Fetzer,Dennis	0:19,957	319 Elter,Marc	0:18,350
19 315 Lehner,Franz	1:00,283	390 Greif,Toni	0:21,782	352 Huetting,Brio	0:20,075	394 Leibmann,Daniel	0:18,361
20 398 Fetzer,Dennis	1:00,376	315 Lehner,Franz	0:21,875	363 Steigerwald,Noah	0:20,125	358 Graf,Adrian	0:18,444
21 351 Kreutz,Patrick	1:00,780	351 Kreutz,Patrick	0:21,925	315 Lehner,Franz	0:20,294	306 Walter,Andre	0:18,471
22 352 Huetting,Brio	1:00,847	352 Huetting,Brio	0:22,012	351 Kreutz,Patrick	0:20,571	361 Gemmill,Oliver	0:18,538
23 306 Walter,Andre	1:03,362	306 Walter,Andre	0:23,177	306 Walter,Andre	0:21,714	352 Huetting,Brio	0:18,552
24 328 Hofmann,Benedikt	1:09,919	328 Hofmann,Benedikt	0:24,627	328 Hofmann,Benedikt	0:22,123	328 Hofmann,Benedikt	0:23,169






DEUTSCHE KART-MEISTERSCHAFT

PRO KART WACKERSDORF

Round 2: 10 - 12 / 05 / 2019

DMSB

DMSB-RegNr.:107/19

free practice DSKC (K22) Group 2

Die schnellsten Zeiten

Ort	Nr. Fahrername	Zeit	Streckenl.	Ø Speed
Ziel	389 Langenbacher,Marvin	0:58,351	1190 m	73,4 km/h
Sektion 1	382 Risom,Valdemar	0:20,912	452 m	77,8 km/h
Sektion 2	389 Langenbacher,Marvin	0:19,379	368 m	68,4 km/h
Sektion 3	389 Langenbacher,Marvin	0:17,804	370 m	74,8 km/h

	Smr.389 Langenbacher,Marvin DEU RS-Motorsport	Smr.382 Risom,Valdemar DNK RS Competition	Smr.323 Stumpf,Stephen DEU Solgat Motorsport	Smr.325 Dam,Benjamin AUT BIREL ART RACING KSW	Smr.316 Uber,Sebastian DEU RS-Motorsport
	theoretisch mögliche Bestzeit 0:58,145	theoretisch mögliche Bestzeit 0:58,259	theoretisch mögliche Bestzeit 0:58,594	theoretisch mögliche Bestzeit 0:59,079	theoretisch mögliche Bestzeit 0:58,880
best	Ziel Sektion 1 Sektion 2 Sektion 3 0:58,351 0:20,962 0:19,379 0:17,804	Ziel Sektion 1 Sektion 2 Sektion 3 0:58,375 0:20,912 0:19,481 0:17,866	Ziel Sektion 1 Sektion 2 Sektion 3 0:58,809 0:21,145 0:19,395 0:18,054	Ziel Sektion 1 Sektion 2 Sektion 3 0:59,079 0:21,272 0:19,644 0:18,163	Ziel Sektion 1 Sektion 2 Sektion 3 0:59,144 0:21,176 0:19,861 0:17,843
Runde 1	1:01,312 0:22,832 0:20,350 0:18,130	1:01,511 0:22,749 0:20,602 0:18,160	1:12,996 0:27,743 0:22,955 0:22,298	1:03,606 0:23,297 0:21,620 0:18,689	1:04,362 0:24,533 0:21,427 0:18,402
Runde 2	1:00,001 0:21,809 0:20,318 0:17,874	1:00,548 0:21,773 0:20,418 0:18,357	1:06,159 0:24,466 0:21,396 0:20,297	1:02,252 0:22,608 0:21,191 0:18,453	1:04,776 0:23,696 0:21,957 0:19,123
Runde 3	0:59,266 0:21,432 0:19,837 0:17,997	1:05,046 0:22,832 0:21,438 0:20,776	1:01,702 0:22,821 0:20,590 0:18,291	1:02,645 0:22,838 0:20,776 0:19,031	1:01,868 0:23,153 0:20,643 0:18,072
Runde 4	0:59,441 0:21,648 0:19,838 0:17,955	1:51,744 1:13,032 0:20,450 0:18,262	1:00,331 0:21,671 0:20,533 0:18,127	1:01,574 0:22,350 0:20,758 0:18,466	1:00,265 0:21,619 0:20,496 0:18,150
Runde 5	1:00,818 0:22,707 0:20,307 0:17,804	0:59,047 0:21,432 0:19,749 0:17,866	0:59,808 0:21,606 0:20,104 0:18,098	1:00,776 0:22,154 0:20,129 0:18,493	0:59,710 0:21,544 0:20,323 0:17,843
Runde 6	0:59,796 0:21,488 0:20,471 0:17,837	0:59,269 0:21,515 0:19,690 0:18,064	0:59,342 0:21,407 0:19,846 0:18,089	1:00,824 0:21,870 0:20,124 0:18,830	0:59,678 0:21,454 0:20,041 0:18,183
Runde 7	0:58,351 0:21,153 0:19,379 0:17,819	1:13,282 0:23,281 0:31,577 0:18,424	0:58,876 0:21,255 0:19,567 0:18,054	1:00,311 0:21,687 0:19,882 0:18,742	0:59,675 0:21,495 0:19,964 0:18,216
Runde 8	0:58,564 0:21,046 0:19,688 0:17,830	0:58,375 0:20,912 0:19,481 0:17,982	0:58,809 0:21,319 0:19,395 0:18,095	0:59,663 0:21,713 0:19,729 0:18,221	0:59,285 0:21,276 0:19,861 0:18,148
Runde 9	0:58,439 0:20,962 0:19,458 0:18,019		1:00,903 0:21,145 0:19,818 0:19,940	0:59,079 0:21,272 0:19,644 0:18,163	0:59,144 0:21,176 0:19,889 0:18,079








**DEUTSCHE KART-MEISTERSCHAFT**

**PRO KART WACKERSDORF**

**Round 2: 10 - 12 / 05 / 2019**

**Raceland**



**DMSB-RegNr.:107/19**

**free practice DSKC (K22) Group 2**

Die schnellsten Zeiten

Ort	Nr. Fahrername	Zeit	Streckenl.	Ø Speed
Ziel	389 Langenbacher,Marvin	0:58,351	1190 m	73,4 km/h
Sektion 1	382 Risom,Valdemar	0:20,912	452 m	77,8 km/h
Sektion 2	389 Langenbacher,Marvin	0:19,379	368 m	68,4 km/h
Sektion 3	389 Langenbacher,Marvin	0:17,804	370 m	74,8 km/h

	Smr.311 Moitzi,Philipp AUT KSB Racing Team		Smr.307 Himmels,Yannik DEU Valier Motorsport		Smr.333 Kapetanidis,Konstantin DEU Valier Motorsport		Smr.317 Dresen,Andreas DEU SRP Racing Team		Smr.318 Walter,Luca DEU Luca Walter							
	theoretisch mögliche Bestzeit	Ziel	theoretisch mögliche Bestzeit	Ziel	theoretisch mögliche Bestzeit	Ziel	theoretisch mögliche Bestzeit	Ziel	theoretisch mögliche Bestzeit	Ziel						
best	0:59,168	0:21,317	0:19,859	0:17,960	0:59,176	0:21,375	0:19,710	0:17,960	0:59,176	0:21,375	0:19,710	0:17,960	0:59,176	0:21,375	0:19,710	0:17,960
Runde 1	1:00,680	0:21,869	0:20,724	0:18,087	1:02,538	0:23,252	0:20,942	0:18,344	4:45,556	4:06,875	0:20,435	0:18,246	1:00,896	0:21,962	0:20,626	0:18,308
Runde 2	1:00,406	0:21,684	0:20,762	0:17,960	0:59,858	0:21,568	0:20,254	0:18,036	1:00,264	0:22,105	0:20,043	0:18,116	1:00,423	0:21,875	0:20,566	0:17,982
Runde 3	1:00,489	0:21,669	0:20,250	0:18,570	0:59,949	0:21,527	0:20,381	0:18,041	0:59,625	0:21,688	0:19,761	0:18,176	1:00,375	0:21,975	0:20,307	0:18,093
Runde 4	0:59,997	0:21,734	0:20,280	0:17,983	1:01,326	0:22,049	0:20,407	0:18,870	0:59,668	0:21,755	0:19,688	0:18,225	1:00,137	0:21,860	0:20,296	0:17,981
Runde 5	0:59,850	0:21,468	0:20,308	0:18,074	1:02,059	0:23,669	0:20,380	0:18,010	0:59,291	0:21,462	0:19,592	0:18,237	1:00,353	0:21,731	0:20,620	0:18,002
Runde 6	1:01,010	0:22,797	0:20,138	0:18,075	1:00,299	0:22,011	0:20,324	0:17,964	1:00,511	0:22,064	0:20,887	0:18,560	1:00,207	0:21,904	0:20,272	0:18,031
Runde 7	0:59,927	0:21,641	0:20,154	0:18,132	0:59,847	0:21,375	0:19,963	0:18,509	1:00,100	0:21,615	0:20,098	0:18,387	1:01,253	0:22,045	0:20,204	0:19,004
Runde 8	0:59,625	0:21,545	0:20,076	0:18,004	0:59,176	0:21,497	0:19,719	0:17,960	0:59,321	0:21,386	0:19,809	0:18,126	1:24,144	0:46,373	0:19,725	0:18,046
Runde 9	0:59,168	0:21,317	0:19,859	0:17,992	0:59,209	0:21,511	0:19,710	0:17,988	0:59,267	0:21,442	0:19,650	0:18,175	0:59,300	0:21,439	0:19,604	0:18,257






DEUTSCHE KART-MEISTERSCHAFT

Round 2: 10 - 12 / 05 / 2019

PRO KART WACKERSDORF

Raceland



DMSB-RegNr.:107/19

free practice DSKC (K22) Group 2

Die schnellsten Zeiten

Ort	Nr. Fahrername	Zeit	Streckenl.	Ø Speed
Ziel	389 Langenbacher,Marvin	0:58,351	1190 m	73,4 km/h
Sektion 1	382 Risom,Valdemar	0:20,912	452 m	77,8 km/h
Sektion 2	389 Langenbacher,Marvin	0:19,379	368 m	68,4 km/h
Sektion 3	389 Langenbacher,Marvin	0:17,804	370 m	74,8 km/h

	Smr.324 Fritsch,Valentino DEU BIREL ART RACING KSW	Smr.330 Bos,Jeroen MLD CRG Holland	Smr.390 Greif,Toni DEU Solgat Motorsport	Smr.319 Elter,Marc DEU CRG Holland	Smr.394 Leibmann,Daniel DEU Bamberger Kartacing
best	theoretisch mögliche Bestzeit 0:59,370 Ziel Sektion 1 Sektion 2 Sektion 3 0:59,480 0:21,588 0:19,941 0:17,841	theoretisch mögliche Bestzeit 0:59,538 Ziel Sektion 1 Sektion 2 Sektion 3 0:59,612 0:21,557 0:19,823 0:18,158	theoretisch mögliche Bestzeit 0:59,667 Ziel Sektion 1 Sektion 2 Sektion 3 0:59,667 0:21,782 0:19,737 0:18,148	theoretisch mögliche Bestzeit 0:59,487 Ziel Sektion 1 Sektion 2 Sektion 3 0:59,768 0:21,553 0:19,584 0:18,350	theoretisch mögliche Bestzeit 0:59,753 Ziel Sektion 1 Sektion 2 Sektion 3 0:59,801 0:21,448 0:19,944 0:18,361
Runde 1	1:01,460 0:22,548 0:20,901 0:18,011	1:01,532 0:22,717 0:20,559 0:18,256	1:09,619 0:26,241 0:22,477 0:20,901	1:01,461 0:22,302 0:20,509 0:18,650	1:03,244 0:22,979 0:21,548 0:18,717
Runde 2	1:00,591 0:21,946 0:20,635 0:18,010	1:01,762 0:22,108 0:20,922 0:18,732	1:04,010 0:23,490 0:21,535 0:18,985	1:02,346 0:22,297 0:20,806 0:19,243	1:03,412 0:22,763 0:21,323 0:19,326
Runde 3	1:00,395 0:21,833 0:20,633 0:17,929	1:00,747 0:21,978 0:20,505 0:18,264	1:02,485 0:22,447 0:21,363 0:18,675	1:01,701 0:22,430 0:20,589 0:18,682	1:02,457 0:23,131 0:20,522 0:18,804
Runde 4	1:00,006 0:21,636 0:20,420 0:17,950	1:00,618 0:21,880 0:20,572 0:18,166	1:03,566 0:22,359 0:22,346 0:18,861	1:01,556 0:22,138 0:20,373 0:19,045	1:01,352 0:22,382 0:20,555 0:18,415
Runde 5	0:59,937 0:21,758 0:20,323 0:17,856	1:00,480 0:21,865 0:20,422 0:18,193	1:01,020 0:21,870 0:20,518 0:18,632	1:00,331 0:21,730 0:20,085 0:18,516	1:02,457 0:22,603 0:21,417 0:18,437
Runde 6	1:00,096 0:21,831 0:20,424 0:17,841	0:59,951 0:21,757 0:20,036 0:18,158	1:00,802 0:21,813 0:20,490 0:18,499	1:01,105 0:22,263 0:20,492 0:18,350	1:00,703 0:22,025 0:20,317 0:18,361
Runde 7	0:59,727 0:21,803 0:19,941 0:17,983	0:59,946 0:21,700 0:20,011 0:18,235	1:00,375 0:21,817 0:20,145 0:18,413	1:03,514 0:22,057 0:22,148 0:19,309	1:00,716 0:22,001 0:20,158 0:18,557
Runde 8	0:59,588 0:21,663 0:20,050 0:17,875	1:00,572 0:22,233 0:20,006 0:18,333	1:00,613 0:22,248 0:20,037 0:18,328	0:59,768 0:21,553 0:19,715 0:18,500	1:00,055 0:21,625 0:19,944 0:18,486
Runde 9	0:59,480 0:21,588 0:20,015 0:17,877	0:59,612 0:21,557 0:19,823 0:18,232	0:59,667 0:21,782 0:19,737 0:18,148	1:00,396 0:21,554 0:19,584 0:19,258	0:59,801 0:21,448 0:19,950 0:18,403






**DEUTSCHE KART-MEISTERSCHAFT**

**PRO KART WACKERSDORF**

Round 2: 10 - 12 / 05 / 2019

Raceland

DMSB-RegNr.:107/19

**free practice DSKC (K22) Group 2**

Die schnellsten Zeiten

Ort	Nr. Fahrername	Zeit	Streckenl.	Ø Speed
Ziel	389 Langenbacher,Marvin	0:58,351	1190 m	73,4 km/h
Sektion 1	382 Risom,Valdemar	0:20,912	452 m	77,8 km/h
Sektion 2	389 Langenbacher,Marvin	0:19,379	368 m	68,4 km/h
Sektion 3	389 Langenbacher,Marvin	0:17,804	370 m	74,8 km/h

	Smr.358 Graf,Adrian DEU Solgat Motorsport	Smr.363 Steigerwald,Noah DEU Bamberger Karttracing	Smr.361 Gemmill,Oliver GBR MK Racing	Smr.315 Lehner,Franz AUT BIREL ART RACING KSW	Smr.398 Fetzer,Dennis DEU SRP Racing Team
best	theoretisch mögliche Bestzeit 0:59,831 Ziel Sektion 1 Sektion 2 Sektion 3 0:59,920 0:21,520 0:19,867 0:18,444	theoretisch mögliche Bestzeit 0:59,844 Ziel Sektion 1 Sektion 2 Sektion 3 1:00,001 0:21,623 0:20,125 0:18,096	theoretisch mögliche Bestzeit 1:00,117 Ziel Sektion 1 Sektion 2 Sektion 3 1:00,117 0:21,670 0:19,909 0:18,538	theoretisch mögliche Bestzeit 1:00,193 Ziel Sektion 1 Sektion 2 Sektion 3 1:00,283 0:21,875 0:20,294 0:18,024	theoretisch mögliche Bestzeit 0:59,971 Ziel Sektion 1 Sektion 2 Sektion 3 1:00,376 0:21,764 0:19,957 0:18,250
Runde 1	1:06,189 0:25,055 0:22,199 0:18,935	1:01,948 0:22,843 0:21,009 0:18,096	1:07,435 0:24,449 0:23,078 0:19,908	1:15,403 0:32,786 0:24,238 0:18,379	1:02,231 0:23,078 0:20,696 0:18,457
Runde 2	1:04,709 0:24,144 0:21,252 0:19,313	1:00,419 0:21,699 0:20,568 0:18,152	1:05,241 0:23,887 0:22,201 0:19,153	1:01,676 0:22,683 0:20,936 0:18,057	1:02,567 0:22,592 0:21,459 0:18,516
Runde 3	1:03,333 0:23,060 0:21,346 0:18,927	1:00,449 0:21,623 0:20,369 0:18,457	1:05,893 0:24,048 0:22,302 0:19,543	1:01,885 0:22,601 0:21,157 0:18,127	1:01,994 0:22,148 0:21,499 0:18,347
Runde 4	1:04,008 0:22,606 0:21,055 0:20,347	1:00,554 0:21,701 0:20,569 0:18,284	1:04,462 0:23,407 0:21,932 0:19,123	1:01,125 0:22,377 0:20,724 0:18,024	1:01,384 0:22,347 0:20,605 0:18,432
Runde 5	1:59,335 1:20,081 0:20,577 0:18,677	1:01,091 0:22,273 0:20,212 0:18,606	1:05,723 0:23,331 0:22,126 0:20,266	1:06,481 0:22,164 0:26,123 0:18,194	1:00,735 0:21,824 0:20,317 0:18,594
Runde 6	1:00,857 0:22,066 0:20,347 0:18,444	1:00,646 0:21,723 0:20,499 0:18,424	2:47,636 2:08,683 0:20,261 0:18,692	1:01,308 0:22,478 0:20,800 0:18,030	1:00,376 0:21,764 0:20,362 0:18,250
Runde 7	1:00,265 0:21,786 0:19,920 0:18,559	1:00,262 0:21,705 0:20,361 0:18,196	1:00,117 0:21,670 0:19,909 0:18,538	1:01,344 0:22,696 0:20,597 0:18,051	1:01,976 0:21,978 0:19,957 0:20,041
Runde 8	0:59,920 0:21,520 0:19,867 0:18,533	1:00,323 0:21,653 0:20,171 0:18,499		1:00,857 0:21,992 0:20,680 0:18,185	
Runde 9		1:00,001 0:21,627 0:20,125 0:18,249		1:00,283 0:21,875 0:20,294 0:18,114	







**DEUTSCHE KART-MEISTERSCHAFT**

**PRO KART WACKERSDORF**

**Round 2: 10 - 12 / 05 / 2019**

**Raceland**

**DMSB-RegNr.:107/19**

**free practice DSKC (KZ2) Group 2**

**Die schnellsten Zeiten**

Ort	Nr. Fahrername	Zeit	Streckenl.	Ø Speed
Ziel	389 Langenbacher,Marvin	0:58,351	1190 m	73,4 km/h
Sektion 1	382 Risom,Valdemar	0:20,912	452 m	77,8 km/h
Sektion 2	389 Langenbacher,Marvin	0:19,379	368 m	68,4 km/h
Sektion 3	389 Langenbacher,Marvin	0:17,804	370 m	74,8 km/h

	Smr.351 Kreutz,Patrick DEU RS-Motorsport	Smr.352 Huetting,Brito MLD SRP Racing Team	Smr.306 Walter,Andre DEU Solgat Motorsport	Smr.328 Hofmann,Benedikt DEU BIREL-ART RACING KSW
	theoretisch mögliche Bestzeit 1:00,780	theoretisch mögliche Bestzeit 1:00,639	theoretisch mögliche Bestzeit 1:03,362	theoretisch mögliche Bestzeit 1:09,919
best	Ziel Sektion 1 Sektion 2 Sektion 3 1:00,780 0:21,925 0:20,571 0:18,284	Ziel Sektion 1 Sektion 2 Sektion 3 1:00,847 0:22,012 0:20,075 0:18,552	Ziel Sektion 1 Sektion 2 Sektion 3 1:03,362 0:23,177 0:21,714 0:18,471	Ziel Sektion 1 Sektion 2 Sektion 3 1:09,919 0:24,627 0:22,123 0:23,169
Runde 1	1:02,620 0:23,362 0:20,863 0:18,395	1:07,658 0:25,245 0:22,778 0:19,635	1:03,362 0:23,177 0:21,714 0:18,471	1:09,919 0:24,627 0:22,123 0:23,169
Runde 2	1:00,780 0:21,925 0:20,571 0:18,284	1:06,790 0:23,886 0:22,869 0:20,035		
Runde 3	1:02,220 0:22,981 0:20,750 0:18,489	1:03,659 0:23,388 0:21,336 0:18,935		
Runde 4	1:08,171 0:24,304 0:25,441 0:18,426	1:02,970 0:23,035 0:21,030 0:18,905		
Runde 5	1:05,024 0:23,548 0:20,696 0:20,780	1:02,894 0:22,793 0:21,020 0:19,081		
Runde 6		1:02,048 0:22,735 0:20,555 0:18,758		
Runde 7		1:01,665 0:22,445 0:20,446 0:18,774		
Runde 8		1:01,041 0:22,414 0:20,075 0:18,552		
Runde 9		1:00,847 0:22,012 0:20,116 0:18,719		

### free practice DSKC (KZ2) Group 1

Strecke / track: 1190m

started: 23 classified: 23 not classified: 0

Pos	Str. Nr.	Fahrer / Driver	Nation	Bewerber/Sponsor	Nation	Lizenz	Chassis/Motor/Reifen	Runden Laps	Differenz	Abstand Gap	beste Runde best Lap	in L. in L.	o beschw. e Speed
1	314	KINDERVATER, Robert	DEU	BIREL ART RACING KSW	AUT	JKCT133505 BK102	Birel Art / TM / Vega	9			0:59,920	3	71,5 km/h
2	397	TREILOVS, Davids	DEU	SRP Racing Team	DEU	JKCT147656 KBF1156791	Maranello / TM / Vega	9	0:00,403	0:00,403	1:00,323	4	71,0 km/h
3	369	DREWING, Pascal	DEU	Valier Motorsport	DEU	JKCT147574 KBF1063735	SODI / TM / Vega	9	0:00,805	0:00,402	1:00,725	7	70,5 km/h
4	360	BAUMANN, Dominik	AUT	KSB Racing Team	AUT	JK2124 BK 002	Kosmic Kart / / Vega	9	0:00,819	0:00,014	1:00,739	8	70,5 km/h
5	310	TRÖGER, Tim	DEU	Mach1 Motorsport	DEU	JKCT132554 KBF1005514	Mach1 / TM / Vega	9	0:01,163	0:00,344	1:01,083	8	70,1 km/h
6	329	VILLAGOMEZ, Rafael	MEX	BIREL ART RACING KSW	AUT	0525 BK102	Birel Art / TM / Vega	9	0:01,224	0:00,061	1:01,144	9	70,1 km/h
7	391	FUNDA, Marcus	AUT	ZANCI MOTORSPORT	ITA	JK2051 398793	GP Racing / TM / Vega	7	0:01,285	0:00,061	1:01,205	7	70,0 km/h
8	383	POTMAN, Mark	NLD	CRG Holland	NLD	30972 15521	CRG / TM / Vega	8	0:01,332	0:00,047	1:01,252	8	69,9 km/h
9	334	CLEVERT, Lauren-Alexan	DEU	Karshop Ampling	DEU	JKCT173645 KBF1108764	Tony Kart / TM / Vega	9	0:01,343	0:00,011	1:01,263	9	69,9 km/h
10	381	VAN WALSTIJN, Senna	NLD	SP Motor Sport	NLD	35961	Kart Republic / TM / Vega	8	0:01,382	0:00,039	1:01,302	6	69,9 km/h
11	362	PUTIATIN, Slavik	UKR	CPB SPORT	FRA	CS.28.0006.15 232241	SODIKART / TM / Vega	8	0:01,452	0:00,070	1:01,372	8	69,8 km/h
12	331	SCHRÖDER, Tim	DEU	Mach1 Motorsport	DEU	JKB1079850 KBF1005514	Mach1 / TM / Vega	9	0:01,472	0:00,020	1:01,392	9	69,8 km/h
13	326	REIBÖCK, Lukas	AUT	BIREL ART RACING KSW	AUT	JK2158 BK102	Birel Art / TM / Vega	9	0:01,597	0:00,125	1:01,517	7	69,6 km/h
14	345	LAGERSTROM, Linus	SWE	Linus Lagerstrom	SWE	199409301211 199409301216	CRG / TM / Vega	8	0:01,925	0:00,328	1:01,845	8	69,3 km/h
15	327	JONSSON, Lukas	SWE	JP RACING	SWE	200009017955 105	Exprit / Vortex / Vega	8	0:02,731	0:00,806	1:02,651	8	68,4 km/h
16	320	DE SANTIS, Raffaele	ITA	SRP Racing Team	DEU	355295 KBF1156791	Maranello / TM / Vega	8	0:02,893	0:00,162	1:02,813	6	68,2 km/h
17	387	PREIBISCH, Marius	DEU	Bamberger Karttracing	DEU	JKCT181135 KBF1197896	Lenzokart / LKE / Vega	8	0:02,926	0:00,033	1:02,846	8	68,2 km/h
18	335	BEYERLEIN, Patrick	DEU	BEYMO-Kartracing	DEU	JKCT1041625 KBF1160795	CRG / TM / Vega	8	0:02,967	0:00,041	1:02,887	7	68,1 km/h
19	355	SPECK, Luis Laurin	DEU	Tbkart Srl.	ITA	JKB1167417 297356	Tbkart / TM / Vega	8	0:03,038	0:00,071	1:02,958	8	68,0 km/h
20	312	COLAKOVIC, Nermin	DEU	Solgat Motorsport	DEU	JB1165480 KBF1079882	Birel Art / TM / Vega	8	0:03,203	0:00,165	1:03,123	8	67,9 km/h
21	322	FREDRIKSSON, Lucas	SWE	JP Racing	SWE	20010829007 105	Exprit / Vortex / Vega	8	0:03,226	0:00,023	1:03,146	6	67,8 km/h
22	332	BEDNAR, Jan	CZE	GREGOR KART S.R.O.	CZE	19AS0152 338	CRG / TM / Vega	8	0:03,333	0:00,107	1:03,253	8	67,7 km/h
23	384	EBNER, Moritz	ITA	Markus Ebner	ITA	404081 403974	Energy / TM / Vega	2	0:06,259	0:02,926	1:06,179	2	64,7 km/h

Rennleitung: Volker Ehekircher Racedirektor: Horst Seidel

Sportkommissare: Nikolas Spaderna / Ulrich Bell / Franz-Josef Serr

Techn. Kommissare: Hans-Jürgen Dangers / A. Sengpiel / M. Grasshoff / C. Schmidt / J.Lawinger / M.Ambrosius

Zeitnahme: KART-DATA timing service Franz Schieszler






**DEUTSCHE KART-MEISTERSCHAFT**

**Round 2: 10 - 12 / 05 / 2019**

**PRO KART WACKERSDORF**



**DMSB**

DMSB-RegNr:107/19

**free practice DSKG (KZ2) Group 1**

Fahrername Driver	Kindervater Robert	Treflows Davids	Drewing Pascal	Baumann Dominik	Tröger Tim	Villagomez Rafael	Funda Marcus	Potman Mark	Lauren- Alexander	Van Walstijn Senna	Putiatin Slavik	Schröder Tim
schnellste Runde in Runde	0:59,920 Rn. 3	1:00,323 Rn. 4	1:00,725 Rn. 7	1:00,739 Rn. 8	1:01,083 Rn. 8	1:01,144 Rn. 9	1:01,205 Rn. 7	1:01,252 Rn. 8	1:01,263 Rn. 9	1:01,302 Rn. 6	1:01,372 Rn. 8	1:01,392 Rn. 9
Speed	71,5 km/h	71,0 km/h	70,5 km/h	70,5 km/h	70,1 km/h	70,1 km/h	70,0 km/h	69,9 km/h	69,9 km/h	69,9 km/h	69,8 km/h	69,8 km/h
Lap 1	1:01,964	1:01,638	1:02,781	1:02,769	1:05,989	1:03,364	1:04,783	1:04,893	1:03,035	1:03,198	1:03,451	1:04,177
Lap 2	1:00,515	1:00,597	1:02,273	1:01,870	1:01,602	1:02,924	1:02,882	1:03,813	1:01,937	1:53,317	1:02,582	1:01,687
Lap 3	<u>0:59,920</u>	1:00,546	1:01,623	1:01,820	1:01,177	1:02,014	1:05,363	1:04,397	1:01,545	1:01,404	1:02,546	1:01,464
Lap 4	0:59,948	<u>1:00,323</u>	1:01,188	1:01,801	1:01,603	1:01,871	1:01,650	1:30,123	1:01,873	1:02,477	1:02,964	1:02,223
Lap 5	1:00,719	1:01,593	1:01,365	1:02,710	1:01,294	1:01,649	1:01,954	1:02,351	1:01,265	1:01,766	1:02,743	1:01,724
Lap 6	1:00,897	1:45,690	1:01,844	1:02,305	1:01,682	1:02,030	1:01,844	1:02,000	1:01,523	<u>1:01,302</u>	1:05,064	1:01,741
Lap 7	1:00,874	1:00,739	<u>1:00,725</u>	1:01,463	1:01,141	1:05,693	<u>1:01,205</u>	1:06,854	1:01,430	1:01,314	1:47,596	1:02,240
Lap 8	1:00,783	1:00,612	1:00,783	<u>1:00,739</u>	<u>1:01,083</u>	1:01,590		<u>1:01,252</u>	1:01,997	1:03,311	<u>1:01,372</u>	1:01,488
Lap 9	1:00,745	1:00,427	1:01,350	1:01,171	1:02,710	<u>1:01,144</u>			<u>1:01,263</u>			<u>1:01,392</u>






**DEUTSCHE KART-MEISTERSCHAFT**

**Round 2: 10 - 12 / 05 / 2019**



**PRO KART WACKERSDORF**



DMSB-RegNr:107/19

**free practice DSKC (KZ2) Group 1**



Fahrername Driver	Reiböck Lukas	Lagerstrom Linus	Jonsson Lukas	De Santis Raffaele	Pretibisch Marius	Beyerlein Patrick	Speck Luis Laurin	Colnkovic Nermin	Fredriksson Lucas	Bednar Jan	Ebner Moritz
schnellste Runde in Runde	1:01,517 Rn. 7	1:01,845 Rn. 8	1:02,651 Rn. 8	1:02,813 Rn. 6	1:02,846 Rn. 8	1:02,887 Rn. 7	1:02,958 Rn. 8	1:03,123 Rn. 8	1:03,146 Rn. 6	1:03,253 Rn. 8	1:06,179 Rn. 2
Speed	69,6 km/h	69,3 km/h	68,4 km/h	68,2 km/h	68,2 km/h	68,1 km/h	68,0 km/h	67,9 km/h	67,8 km/h	67,7 km/h	64,7 km/h
Lap 1	1:03,397	1:06,873	1:10,171	1:09,106	1:07,393	1:21,018	1:04,252	1:08,031	1:08,986	1:08,978	1:07,434
Lap 2	1:02,833	1:06,703	1:08,607	1:07,312	1:04,755	1:05,951	1:03,828	1:06,028	1:04,927	1:06,013	1:06,179
Lap 3	1:02,942	1:05,825	1:05,003	1:03,631	1:05,205	1:03,993	1:06,542	1:04,403	1:04,558	1:05,352	
Lap 4	1:02,232	1:07,366	1:04,513	1:03,217	1:04,349	1:03,349	1:03,277	1:04,835	1:04,487	1:04,509	
Lap 5	1:02,882	1:04,944	1:03,451	1:03,227	1:03,366	1:03,096	1:03,391	1:04,295	1:03,909	1:04,974	
Lap 6	1:02,818	1:02,627	1:03,422	1:02,813	1:03,412	1:03,149	1:03,100	1:04,144	1:03,146	1:04,664	
Lap 7	1:01,517	1:02,378	1:03,402	1:03,705	1:03,363	1:02,887	1:03,183	1:04,272	1:03,266	1:04,699	
Lap 8	1:02,351	1:01,845	1:02,651	1:03,653	1:02,846	1:02,977	1:02,958	1:03,123	1:03,697	1:03,253	
Lap 9	1:04,390										

**DEUTSCHE KART-MEISTERSCHAFT**

**Round 2: 10 - 12 / 05 / 2019**

**PRO KART WACKERSDORF**

DMSB-RegNr:107/19

## free practice DSKC (K22) Group 1

Ziel		Sektion 1		Sektion 2		Sektion 3	
Fahrername	Zeit	Fahrername	Zeit	Fahrername	Zeit	Fahrername	Zeit
1 314 Kindervater,Robert	0:59,920	397 Trefilovs, Davids	0:21,450	314 Kindervater,Robert	0:20,561	314 Kindervater,Robert	0:17,738
2 397 Trefilovs, Davids	1:00,323	369 Drawing, Pascal	0:21,561	397 Trefilovs, Davids	0:20,637	397 Trefilovs, Davids	0:17,913
3 369 Drawing, Pascal	1:00,725	314 Kindervater, Robert	0:21,567	310 Tröger, Tim	0:20,739	369 Drawing, Pascal	0:17,918
4 360 Baumann, Dominik	1:00,739	360 Baumann, Dominik	0:21,751	381 Van Walsstijn, Senna	0:20,903	331 Schröder, Tim	0:18,001
5 310 Tröger, Tim	1:01,083	310 Tröger, Tim	0:21,818	334 Clevert, Lauren-Alexandre	0:20,906	310 Tröger, Tim	0:18,006
6 329 Villagomez, Rafael	1:01,144	391 Funda, Marcus	0:21,876	360 Baumann, Dominik	0:20,935	360 Baumann, Dominik	0:18,053
7 391 Funda, Marcus	1:01,205	383 Potman, Mark	0:21,892	369 Drawing, Pascal	0:20,951	391 Funda, Marcus	0:18,057
8 383 Potman, Mark	1:01,252	381 Van Walsstijn, Senna	0:21,933	329 Villagomez, Rafael	0:20,965	326 Reiböck, Lukas	0:18,093
9 334 Clevert, Lauren-Alexandre	1:01,263	329 Villagomez, Rafael	0:21,982	331 Schröder, Tim	0:21,002	329 Villagomez, Rafael	0:18,105
10 381 Van Walsstijn, Senna	1:01,302	334 Clevert, Lauren-Alexandre	0:22,016	362 Putiatin, Slavik	0:21,009	383 Potman, Mark	0:18,106
11 362 Putiatin, Slavik	1:01,372	362 Putiatin, Slavik	0:22,177	326 Reiböck, Lukas	0:21,080	334 Clevert, Lauren-Alexandre	0:18,124
12 331 Schröder, Tim	1:01,392	326 Reiböck, Lukas	0:22,200	391 Funda, Marcus	0:21,144	362 Putiatin, Slavik	0:18,143
13 326 Reiböck, Lukas	1:01,517	331 Schröder, Tim	0:22,224	383 Potman, Mark	0:21,213	381 Van Walsstijn, Senna	0:18,170
14 345 Lagerstrom, Linus	1:01,845	327 Jonsson, Lukas	0:22,338	320 De Santis, Raffaele	0:21,277	345 Lagerstrom, Linus	0:18,175
15 327 Jonsson, Lukas	1:02,651	322 Fredriksson, Lucas	0:22,350	345 Lagerstrom, Linus	0:21,287	355 Speck, Luis Laurin	0:18,365
16 320 De Santis, Raffaele	1:02,813	387 Preibisch, Marius	0:22,381	327 Jonsson, Lukas	0:21,470	335 Beyerlein, Patrick	0:18,531
17 387 Preibisch, Marius	1:02,846	345 Lagerstrom, Linus	0:22,383	312 Colakovic, Nermin	0:21,481	320 De Santis, Raffaele	0:18,600
18 335 Beyerlein, Patrick	1:02,887	355 Speck, Luis Laurin	0:22,591	387 Preibisch, Marius	0:21,504	327 Jonsson, Lukas	0:18,601
19 355 Speck, Luis Laurin	1:02,958	335 Beyerlein, Patrick	0:22,611	332 Bednar, Jan	0:21,530	332 Bednar, Jan	0:18,706
20 312 Colakovic, Nermin	1:03,123	320 De Santis, Raffaele	0:22,668	335 Beyerlein, Patrick	0:21,591	322 Fredriksson, Lucas	0:18,730
21 322 Fredriksson, Lucas	1:03,146	332 Bednar, Jan	0:22,782	355 Speck, Luis Laurin	0:21,679	312 Colakovic, Nermin	0:18,837
22 332 Bednar, Jan	1:03,253	312 Colakovic, Nermin	0:22,805	322 Fredriksson, Lucas	0:21,853	387 Preibisch, Marius	0:18,885
23 384 Ebner, Moritz	1:06,179	384 Ebner, Moritz	0:23,700	384 Ebner, Moritz	0:22,963	384 Ebner, Moritz	0:19,516








**DEUTSCHE KART-MEISTERSCHAFT**

**PRO KART WACKERSDORF**

**Round 2: 10 - 12 / 05 / 2019**

**Raceland**



**DMSB-RegNr.:107/19**

**free practice DSKC (K22) Group 1**

Die schnellsten Zeiten

Ort	Nr. Fahrername	Zeit	Streckenl.	Ø Speed
Ziel	314 Kindervater,Robert	0:59,920	1190 m	71,5 km/h
Sektion 1	397 Trefflows, Davids	0:21,450	452 m	75,9 km/h
Sektion 2	314 Kindervater,Robert	0:20,561	368 m	64,4 km/h
Sektion 3	314 Kindervater,Robert	0:17,738	370 m	75,1 km/h

	Smr.314 Kindervater,Robert DEU BIREL ART RACING KSW	Smr.397 Trefflows,Davids DEU SRP Racing Team	Smr.369 Drowing,Pascal DEU Valier Motorsport	Smr.360 Baumann,Dominik AUT KSB Racing Team	Smr.310 Tröger,Tim DEU Mach1 Motorsport
	theoretisch mögliche Bestzeit 0:59,866	theoretisch mögliche Bestzeit 1:00,000	theoretisch mögliche Bestzeit 1:00,430	theoretisch mögliche Bestzeit 1:00,739	theoretisch mögliche Bestzeit 1:00,563
best	Ziel 0:59,920 0:21,567 0:20,561 0:17,738	Ziel 1:00,323 0:21,450 0:20,637 0:17,913	Ziel 1:00,725 0:21,561 0:20,951 0:17,918	Ziel 1:00,739 0:21,751 0:20,935 0:18,053	Ziel 1:01,083 0:21,818 0:20,739 0:18,006
Runde 1	1:01,964 0:22,694 0:20,777 0:18,493	1:01,638 0:22,305 0:21,294 0:18,039	1:02,781 0:22,824 0:21,570 0:18,387	1:02,769 0:22,783 0:21,530 0:18,456	1:05,989 0:24,838 0:22,403 0:18,748
Runde 2	1:00,515 0:21,903 0:20,802 0:17,810	1:00,597 0:21,450 0:21,178 0:17,969	1:02,273 0:22,377 0:21,807 0:18,089	1:01,870 0:22,088 0:21,438 0:18,344	1:01,602 0:22,415 0:20,893 0:18,294
Runde 3	0:59,920 0:21,621 0:20,561 0:17,738	1:00,546 0:21,539 0:20,862 0:18,145	1:01,623 0:21,812 0:21,606 0:18,205	1:01,820 0:22,206 0:21,308 0:18,306	1:01,177 0:22,229 0:20,776 0:18,172
Runde 4	0:59,948 0:21,567 0:20,612 0:17,769	1:00,323 0:21,497 0:20,738 0:18,088	1:01,188 0:21,741 0:21,242 0:18,205	1:01,801 0:22,061 0:21,300 0:18,440	1:01,603 0:22,052 0:21,197 0:18,354
Runde 5	1:00,719 0:21,758 0:21,004 0:17,957	1:01,593 0:21,719 0:21,004 0:18,870	1:01,365 0:21,620 0:21,358 0:18,387	1:02,710 0:22,230 0:22,198 0:18,282	1:01,294 0:22,202 0:21,086 0:18,006
Runde 6	1:00,897 0:22,067 0:20,895 0:17,935	1:45,690 1:06,717 0:21,029 0:17,944	1:01,844 0:22,210 0:21,716 0:17,918	1:02,305 0:22,227 0:21,392 0:18,686	1:01,682 0:22,602 0:20,790 0:18,220
Runde 7	1:00,874 0:21,568 0:21,025 0:18,281	1:00,739 0:21,581 0:21,099 0:18,059	1:00,739 0:21,711 0:20,951 0:18,063	1:01,463 0:21,971 0:21,317 0:18,175	1:01,141 0:21,915 0:21,006 0:18,421
Runde 8	1:00,783 0:21,739 0:21,013 0:18,031	1:00,612 0:22,015 0:20,637 0:17,960	1:00,783 0:21,561 0:21,096 0:18,126	1:00,739 0:21,751 0:20,935 0:18,053	1:01,083 0:21,923 0:20,739 0:18,421
Runde 9	1:00,745 0:21,677 0:20,973 0:18,095	1:00,427 0:21,619 0:20,895 0:17,913	1:01,350 0:22,097 0:21,276 0:17,977	1:01,171 0:21,760 0:21,356 0:18,055	1:02,710 0:21,818 0:21,054 0:19,838

**free practice DSKC (K22) Group 1**

Die schnellsten Zeiten

Ort	Nr. Fahrername	Zeit	Streckenl.	Ø Speed
Ziel	314 Kindervater,Robert	0:59,920	1190 m	71,5 km/h
Sektion 1	397 Trefflows,David	0:21,450	452 m	75,9 km/h
Sektion 2	314 Kindervater,Robert	0:20,561	368 m	64,4 km/h
Sektion 3	314 Kindervater,Robert	0:17,738	370 m	75,1 km/h

	Snr.329 Villagomez,Rafael MEX BIREL ART RACING KSW			Snr.391 Funda,Marcus AUT ZANCHI MOTORSPORT			Snr.383 Poiman,Mark NLD CRG Holland			Snr.334 Clevert,Lauren-Alexander DEU Kartshop Ampting			Snr.381 Van Walstijn,Senna NLD SP Motor Sport							
	theoretisch mögliche Bestzeit	Sektion 2	Sektion 3	theoretisch mögliche Bestzeit	Sektion 2	Sektion 3	theoretisch mögliche Bestzeit	Sektion 2	Sektion 3	theoretisch mögliche Bestzeit	Sektion 2	Sektion 3	theoretisch mögliche Bestzeit	Sektion 2	Sektion 3					
best	1:01,144	0:21,982	0:20,965	0:18,105	1:01,205	0:21,876	0:21,144	0:18,057	1:01,252	0:21,892	0:21,213	0:18,106	1:01,263	0:22,016	0:20,906	0:18,124	1:01,302	0:21,933	0:20,903	0:18,170
Runde 1	1:03,364	0:23,326	0:21,383	0:18,655	1:04,783	0:24,710	0:21,598	0:18,475	1:04,893	0:23,992	0:21,983	0:18,918	1:03,035	0:23,458	0:21,389	0:18,188	1:03,198	0:22,420	0:21,263	0:19,515
Runde 2	1:02,924	0:22,732	0:21,593	0:18,599	1:02,882	0:22,650	0:21,263	0:18,969	1:03,813	0:23,125	0:21,856	0:18,832	1:01,937	0:22,406	0:21,224	0:18,307	1:53,317	1:13,767	0:21,380	0:18,170
Runde 3	1:02,014	0:22,593	0:21,007	0:18,414	1:05,363	0:25,029	0:22,149	0:18,185	1:04,397	0:22,745	0:22,093	0:19,559	1:01,545	0:22,065	0:21,133	0:18,347	1:01,404	0:22,066	0:21,114	0:18,224
Runde 4	1:01,871	0:22,202	0:21,393	0:18,276	1:01,650	0:22,160	0:21,433	0:18,057	1:30,123	0:50,113	0:21,269	0:18,741	1:01,873	0:22,390	0:21,138	0:18,345	1:02,477	0:22,752	0:21,447	0:18,278
Runde 5	1:01,649	0:22,333	0:20,965	0:18,351	1:01,954	0:22,283	0:21,144	0:18,527	1:02,351	0:22,332	0:21,547	0:18,472	1:01,265	0:22,039	0:21,102	0:18,124	1:01,766	0:22,463	0:21,108	0:18,195
Runde 6	1:02,030	0:22,331	0:21,417	0:18,282	1:01,844	0:22,051	0:21,437	0:18,356	1:02,000	0:22,131	0:21,318	0:18,551	1:01,523	0:22,435	0:20,906	0:18,182	1:01,302	0:22,050	0:21,063	0:18,189
Runde 7	1:05,693	0:22,729	0:21,886	0:21,078	1:01,205	0:21,876	0:21,259	0:18,070	1:06,854	0:21,892	0:21,425	0:23,537	1:01,430	0:22,016	0:21,085	0:18,329	1:01,314	0:22,024	0:20,903	0:18,387
Runde 8	1:01,590	0:22,160	0:21,002	0:18,428	1:01,205	0:21,876	0:21,259	0:18,070	1:01,252	0:21,933	0:21,213	0:18,106	1:01,997	0:22,026	0:21,144	0:18,827	1:03,311	0:21,933	0:21,408	0:19,970
Runde 9	1:01,144	0:21,982	0:21,057	0:18,105	1:01,144	0:21,982	0:21,057	0:18,105	1:01,252	0:21,933	0:21,213	0:18,106	1:01,263	0:22,019	0:21,108	0:18,136	1:01,263	0:22,019	0:21,108	0:18,136






DEUTSCHE KART-MEISTERSCHAFT

Round 2: 10 - 12 / 05 / 2019

PRO KART WACKERSDORF

Race-land



DMSB-RegNr.:107/19

free practice DSKC (K2Z) Group 1

Die schnellsten Zeiten

Ort	Nr. Fahrername	Zeit	Streckentl.	Ø Speed
Ziel	314 Kindervater,Robert	0:59,920	1190 m	71,5 km/h
Sektion 1	397 Trefflows,David	0:21,450	452 m	75,9 km/h
Sektion 2	314 Kindervater,Robert	0:20,561	368 m	64,4 km/h
Sektion 3	314 Kindervater,Robert	0:17,738	370 m	75,1 km/h

	Smr.362 Putiatin,Slavik UKR CPB SPORT	Smr.331 Schröder,Tim DEU Mach 1 Motorsport	Smr.326 Reiböck,Lukas AUT BIREL ART RACING KSW	Smr.345 Lagerstrom,Linus SWE Linus Lagerstrom	Smr.327 Jonsson,Lukas SWE JP RACING
	theoretisch mögliche Bestzeit 1:01,329	theoretisch mögliche Bestzeit 1:01,227	theoretisch mögliche Bestzeit 1:01,373	theoretisch mögliche Bestzeit 1:01,845	theoretisch mögliche Bestzeit 1:02,409
best	Ziel Sektion 1 Sektion 2 Sektion 3 1:01,372 0:22,177 0:21,009 0:18,143	Ziel Sektion 1 Sektion 2 Sektion 3 1:01,392 0:22,224 0:21,002 0:18,001	Ziel Sektion 1 Sektion 2 Sektion 3 1:01,517 0:22,200 0:21,080 0:18,093	Ziel Sektion 1 Sektion 2 Sektion 3 1:01,845 0:22,383 0:21,287 0:18,175	Ziel Sektion 1 Sektion 2 Sektion 3 1:02,651 0:22,338 0:21,470 0:18,601
Runde 1	1:03,451 0:22,938 0:21,840 0:18,673	1:04,177 0:24,451 0:21,306 0:18,420	1:03,397 0:22,939 0:22,207 0:18,251	1:06,873 0:24,451 0:22,281 0:20,141	1:10,171 0:25,425 0:24,065 0:20,681
Runde 2	1:02,582 0:22,713 0:21,477 0:18,392	1:01,687 0:22,330 0:21,217 0:18,140	1:02,833 0:22,745 0:21,587 0:18,501	1:06,703 0:23,730 0:22,605 0:20,368	1:08,607 0:25,409 0:22,791 0:20,407
Runde 3	1:02,546 0:22,798 0:21,363 0:18,385	1:01,464 0:22,424 0:21,039 0:18,001	1:02,942 0:22,730 0:21,533 0:18,679	1:05,825 0:23,871 0:21,993 0:19,961	1:05,003 0:24,162 0:21,743 0:19,098
Runde 4	1:02,964 0:22,926 0:21,346 0:18,692	1:02,223 0:22,852 0:21,227 0:18,144	1:02,232 0:22,513 0:21,501 0:18,218	1:07,366 0:24,433 0:23,499 0:19,434	1:04,513 0:23,505 0:22,328 0:18,680
Runde 5	1:02,743 0:22,680 0:21,509 0:18,554	1:01,724 0:22,384 0:21,065 0:18,275	1:02,882 0:22,821 0:21,508 0:18,553	1:04,944 0:24,616 0:21,720 0:18,608	1:03,451 0:23,142 0:21,578 0:18,731
Runde 6	1:05,064 0:22,987 0:21,846 0:20,231	1:01,741 0:22,224 0:21,319 0:18,198	1:02,818 0:22,407 0:21,579 0:18,832	1:02,627 0:22,702 0:21,464 0:18,461	1:03,422 0:22,630 0:21,611 0:19,181
Runde 7	1:47,596 1:08,214 0:21,009 0:18,373	1:02,240 0:22,483 0:21,557 0:18,200	1:02,818 0:22,407 0:21,579 0:18,832	1:02,378 0:22,439 0:21,438 0:18,501	1:03,402 0:23,004 0:21,470 0:18,928
Runde 8	1:01,372 0:22,177 0:21,052 0:18,143	1:01,488 0:22,425 0:21,002 0:18,061	1:02,351 0:22,609 0:21,584 0:18,158	1:02,378 0:22,439 0:21,438 0:18,501	1:03,402 0:23,004 0:21,470 0:18,928
Runde 9		1:01,392 0:22,242 0:21,116 0:18,034	1:04,390 0:22,200 0:21,426 0:20,764	1:01,845 0:22,383 0:21,287 0:18,175	1:02,651 0:22,338 0:21,712 0:18,601






**DEUTSCHE KART-MEISTERSCHAFT**

**PRO KART WACKERSDORF**

**Round 2: 10 - 12 / 05 / 2019**

Raceland

DMSB-RegNr.:107/19

**free practice DSKC (K22) Group 1**

Die schnellsten Zeiten

Ort	Nr. Fahrername	Zeit	Streckenl.	Ø Speed
Ziel	314 Kindervater,Robert	0:59,920	1190 m	71,5 km/h
Sektion 1	397 Trefflows,David	0:21,450	452 m	75,9 km/h
Sektion 2	314 Kindervater,Robert	0:20,561	368 m	64,4 km/h
Sektion 3	314 Kindervater,Robert	0:17,738	370 m	75,1 km/h

	Smr.320 De Santis,Raffaele ITA SRP Racing Team	Smr.387 Preibisch,Marius DEU Bamberger Karttracing	Smr.335 Beyerlein,Patrick DEU BEYMO-Kartracing	Smr.355 Speck,Luis Laurin DEU Tbkart Srl.	Smr.312 Colakovic,Nermin DEU Solgat Motorsport
best	theoretisch mögliche Bestzeit 1:02,545 Ziel Sektion 1 Sektion 2 Sektion 3 1:02,813 0:22,668 0:21,277 0:18,600	theoretisch mögliche Bestzeit 1:02,770 Ziel Sektion 1 Sektion 2 Sektion 3 1:02,846 0:22,381 0:21,504 0:18,885	theoretisch mögliche Bestzeit 1:02,733 Ziel Sektion 1 Sektion 2 Sektion 3 1:02,887 0:22,611 0:21,591 0:18,531	theoretisch mögliche Bestzeit 1:02,635 Ziel Sektion 1 Sektion 2 Sektion 3 1:02,958 0:22,591 0:21,679 0:18,365	theoretisch mögliche Bestzeit 1:03,123 Ziel Sektion 1 Sektion 2 Sektion 3 1:03,123 0:22,805 0:21,481 0:18,837
Runde 1	1:09,106 0:25,285 0:23,460 0:20,361	1:07,393 0:24,527 0:22,911 0:19,955	1:21,018 0:28,322 0:33,383 0:19,313	1:04,252 0:23,225 0:22,060 0:18,967	1:08,031 0:25,512 0:23,012 0:19,507
Runde 2	1:07,312 0:25,015 0:23,256 0:19,041	1:04,755 0:22,868 0:22,082 0:19,805	1:05,951 0:24,944 0:21,743 0:19,264	1:03,828 0:22,990 0:22,147 0:18,691	1:06,028 0:24,149 0:22,522 0:19,357
Runde 3	1:03,631 0:23,301 0:21,357 0:18,973	1:05,205 0:23,162 0:22,366 0:19,677	1:03,993 0:23,087 0:22,027 0:18,879	1:06,542 0:26,241 0:21,794 0:18,507	1:04,403 0:23,234 0:22,186 0:18,983
Runde 4	1:03,217 0:22,941 0:21,277 0:18,999	1:04,349 0:22,587 0:22,633 0:19,129	1:03,349 0:23,022 0:21,656 0:18,671	1:03,277 0:23,021 0:21,713 0:18,543	1:04,835 0:23,229 0:22,417 0:19,189
Runde 5	1:03,227 0:23,163 0:21,464 0:18,600	1:03,366 0:22,965 0:21,504 0:18,897	1:03,096 0:22,755 0:21,810 0:18,531	1:03,391 0:22,798 0:21,991 0:18,602	1:04,295 0:23,128 0:22,114 0:19,053
Runde 6	1:02,813 0:22,877 0:21,314 0:18,622	1:03,412 0:22,786 0:21,718 0:18,908	1:03,149 0:22,611 0:21,975 0:18,563	1:03,100 0:22,832 0:21,903 0:18,365	1:04,144 0:23,135 0:22,009 0:19,000
Runde 7	1:03,705 0:23,314 0:21,598 0:18,793	1:03,363 0:22,527 0:21,768 0:19,068	1:02,887 0:22,615 0:21,694 0:18,578	1:03,183 0:22,591 0:21,973 0:18,619	1:04,272 0:23,042 0:22,176 0:19,054
Runde 8	1:03,653 0:22,668 0:21,833 0:19,152	1:02,846 0:22,381 0:21,580 0:18,885	1:02,977 0:22,625 0:21,591 0:18,761	1:02,958 0:22,806 0:21,679 0:18,473	1:03,123 0:22,805 0:21,481 0:18,837
Runde 9				0:23,156	







**DEUTSCHE KART-MEISTERSCHAFT**

**PRO KART WACKERSDORF**

**Round 2: 10 - 12 / 05 / 2019**

**Raceland**

**DMSB-RegNr.:107119**

**free practice DSKC (KZ2) Group 1**

**Die schnellsten Zeiten**

Ort	Nr. Fahrername	Zeit	Streckenl.	Ø Speed
Ziel	314 Kindervater,Robert	0:59,920	1190 m	71,5 km/h
Sektion 1	397 Trefflows,David	0:21,450	452 m	75,9 km/h
Sektion 2	314 Kindervater,Robert	0:20,561	368 m	64,4 km/h
Sektion 3	314 Kindervater,Robert	0:17,738	370 m	75,1 km/h

	Smr.322 Fredriksson,Lucas SWE JP Racing	Smr.332 Bednar,Jan CZE GREGOR KART S.R.O.	Smr.384 Ebner,Moritz ITA Markus Ebner	
	theoretisch mögliche Bestzeit 1:02,933	theoretisch mögliche Bestzeit 1:03,018	theoretisch mögliche Bestzeit 1:06,179	
best	Ziel Sektion 1 Sektion 2 Sektion 3 1:03,146 0:22,350 0:21,853 0:18,730	Ziel Sektion 1 Sektion 2 Sektion 3 1:03,253 0:22,782 0:21,530 0:18,706	Ziel Sektion 1 Sektion 2 Sektion 3 1:06,179 0:23,700 0:22,963 0:19,516	Ziel Sektion 1 Sektion 2 Sektion 3
Runde 1	1:08,986 0:25,271 0:23,944 0:19,771	1:08,978 0:25,826 0:23,108 0:20,044	1:07,434 0:24,522 0:23,124 0:19,788	
Runde 2	1:04,927 0:23,326 0:22,871 0:18,730	1:06,013 0:24,016 0:22,757 0:19,240	1:06,179 0:23,700 0:22,963 0:19,516	
Runde 3	1:04,558 0:23,090 0:22,238 0:19,230	1:05,352 0:23,436 0:22,403 0:19,513		
Runde 4	1:04,487 0:23,224 0:22,128 0:19,135	1:04,509 0:23,578 0:22,031 0:18,900		
Runde 5	1:03,909 0:22,808 0:21,967 0:19,134	1:04,974 0:23,209 0:22,179 0:19,586		
Runde 6	1:03,146 0:22,350 0:22,014 0:18,782	1:04,664 0:23,818 0:21,711 0:19,135		
Runde 7	1:03,266 0:22,626 0:21,853 0:18,787	1:04,699 0:23,077 0:21,530 0:20,092		
Runde 8	1:03,697 0:22,513 0:22,431 0:18,753	1:03,253 0:22,782 0:21,765 0:18,706		
Runde 9				