

DKM
DEUTSCHE KART-MEISTERSCHAFT

acv

AUTOMOBIL-CLUB
VERKEHR

Ergebnisse Results DJKM

INT. ACV-KARTRENNEN

WACKERSDORF

10. - 12. Mai 2019

- Deutsche Kart-Meisterschaft (DKM)
- Deutsche Junioren-Kart-Meisterschaft (DJKM)
- Deutsche Schaltkart-Meisterschaft (DSKM)
- DMSB-Schaltkart-Cup (DSKC)
- Deutsche Elektro-Kart-Meisterschaft (DEKM)

DEKM
DEUTSCHE ELEKTRO-KART-MEISTERSCHAFT

vorläufig - ohne Gewähr

Pos	StNr.	Fahrer	Nation	Bewerber/Sponsor	Nation	Lizenz B-Lizenz	Siege	Gesamt- punkte	Lonato (ITA)			Wackersdorf			
									TQ	Heats	Race 1	Race 2	TQ	Heats	Race 1
1	146	De Haan, Robert	NLD	ENERGY CORSE S.R.L.	ITA	40204 295423 909365	3	119	9	20	25	15	25	25	
2	132	Leistra, Luca	BEL	RS Schumacher Racing Team	DEU	KBF1067587 IKCJ1156048		80	8	11	13	12	20	16	
3	106	Bergmeister, Jakob	DEU	Millennium Racing Team	DEU	KBF1095578 5746		64	7	13	11	9	11	13	
4	139	Révész, Levente	HUN	KR MOTORSPORT SRL	ITA	436754 D 1845 SK 19 JR-C		56	1		8	1	10	16	20
5	129	Scionti, Enzo Riccardo	USA	Ward Racing	SWE	102 026/I/KT		56	5	10	10	8	13	10	
6	122	Ho, Christian	SGP	Ricky Flynn Motorsport	GBR	162392 V6099		51	3	12	16	20			
7	140	Wharton, James	AUS	Ricky Flynn Motorsport	GBR	162392 74056	1	45	5	15	25				
8	124	Jakobsen, Mathias Bjerre	DNK	TK Racing	DNK	52208 IKCJ1164921		39	10	4		6	8	11	
9	108	Rauer, Fabio	DEU	RS Schumacher Racing Team	DEU	KBF 1067587 200510185879		35		6	7	4	9	9	
10	144	Karlsson, William	SWE	Nika International	SWE	222 200603285693		34		9	16	5		4	
11	133	Ringdahl, Neo	SWE	Bamberger Karttracing	DEU	KBF1197896 IKCJ1160869		22			3	5	7	7	
12	113	Andronaco, Vincent	DEU	Team Hemkemeyer	DEU	KBF1079090 IKCJ1173160		19			9		4	6	
13	115	Ried, Lenny	DEU	Solgat Motorsport	DEU	KBF1079882 57430		15					10	5	
14	114	Magnussen, Mickey	DNK	RS Competition	DNK	36053 IKCJ1168157		14	1	6	7				
15	175	Gregor, Daniel	DEU	Junior TEAM75	DEU	KBF1154079 IKCJ1167039		11		3	8				
16	188	Schmitz, Marc	DEU	Maxim Racing Sport	DEU	KBF1167038 66542		10					2	8	
17	119	Tanggaard, Emil	DNK	HK Motorsport	DNK	81330 IKCJ1174061		10	2				1	7	
18	112	Gröndahl, Torben	DEU	Team Hemkemeyer	DEU	KBF1079090 JK2178		10				3	6	1	
19	120	Felbermayr, Horst Felix	AUT	Solgat Motorsport	DEU	KBF1079882 58099		9			6	3			
20	118	Terkildsen, Magnus	DNK	HK Motorsport	DNK	81330 66433		8		3	5				
21	116	Kristiansen, Marius	DNK	HK Motorsport	DNK	81330 200603168956		8				2	3	3	
22	136	Pedersen, Oscar	SWE	Bamberger Karttracing	DEU	KBF1197896 NZL 148		8	4	2	2				
23	109	Probst, Kaden	NZL	Darren Probst	NZL	148E 67563		7			1	1	5		
24	117	Olsen, Elias	DNK	HK Motorsport	DNK	81330 IKCJ1136143		5		5					
25	125	Julius-Bernhart, Jannik	DEU	SRP Racing Team	DEU	KBF1156791 IKCJ1166371		4			4				
26	111	Rehm, Maxim	DEU	Rehm Racing	DEU	KBF1044805 500287		2						2	
27	107	Naudé, Toni Kayla	CHE	Innovate Competition	CHE	500033		1		1					

R 24 DJKM (OK-Junior) Race 2

Strecke / track: 1190m

started: 31 classified: 31 not classified: 0 not started: 3

fastest Lap Lenny RIED at: 0:48,910

Pos	Str. Nr.	Fahrer / Driver	Nation	Bewerber/Sponsor	Nation	Lizenz B-Lizenz	Chassis/Motor/Reifen	Points	Penalty	Runden Laus	Gesamtzeit Differenz	Abstand Gap	beste Runde best Lap	In R. in L.	o Geschw. u. Speed	
1	146	DE HAAN, Robert	ITA	ENERGY CORSE S.R.L.	ITA	40204 295423	Energy / TM / Vega	25		17	14:01,013		0:49,059	10	86,6 km/h 87,3 km/h	
2	139	RÉVÉSZ, Levente	HUN	KR MOTORSPORT SRL	ITA	5746 436254	KR / Parilla / Vega	20		17	14:03,513 0:02,500	0:02,500	0:49,097	16	86,3 km/h 87,2 km/h	
3	132	LEISTRA, Luca	BEL	RS Schumacher Racing Team	DEU	909365 KBF1067587	IPK Praga / IAME / Vega	16		17	14:04,254 0:03,241	0:00,741	0:49,145	13	86,3 km/h 87,2 km/h	
4	106	BERGMEISTER, Jakob	DEU	Millennium Racing Team	DEU	IKC1156048 KBF1095578	Tony Kart / Vortex / Vega	13		17	14:07,045 0:06,032	0:02,791	0:49,350	17	86,8 km/h 87,1 km/h	
5	124	JAKOBSEN, Mathias Bjerre	DNK	TK Racing	DNK	74056 52208	FA Kart / TM / Vega	11		17	14:07,575 0:06,562	0:00,530	0:49,130	13	85,9 km/h 87,1 km/h	
6	129	SCIONTI, Enzo Riccardo	USA	Ward Racing	SWE	D1845 SK 19 JR-C 102	Tony Kart / Vortex / Vega	10		17	14:09,645 0:08,632	0:02,070	0:49,175	14	85,7 km/h 87,1 km/h	
7	108	RAUER, Fabio	DEU	RS Schumacher Racing Team	DEU	IKC1164921 KBF1067587	Praga / IAME / Vega	9		17	14:09,715 0:08,702	0:00,070	0:49,318	16	85,7 km/h 87,1 km/h	
8	188	SCHMITZ, Marc	DEU	Maxim Racing Sport	DEU	IKC1167039 KBF1167038	Exprit / Vortex / Vega	8		17	14:09,829 0:08,816	0:00,114	0:49,080	16	85,7 km/h 87,3 km/h	
9	119	TANGGAARD, Emil	DNK	HK Motorsport	DNK	81330	Kart Republic / TM / Vega	7		17	14:10,324 0:09,311	0:00,495	0:49,156	14	85,6 km/h 87,2 km/h	
10	113	ANDRONACO, Vincent	DEU	Team Hemkemeyer	DEU	IKC1160869 KBF1079090	Intrepid / IAME / Vega	6		17	14:13,434 0:12,421	0:03,110	0:49,173	16	85,3 km/h 87,1 km/h	
11	115	RIED, Lenny	DEU	Solgart Motorsport	DEU	IKC1173160 KBF1079882	Birel Art / TM / Vega	5		17	14:13,807 0:12,794	0:00,373	0:48,910	17	85,3 km/h 87,6 km/h	
12	144	KARLSSON, William	SWE	Nika International	SWE	200510185879 222	Exprit / Vortex / Vega	4		17	14:14,713 0:13,700	0:00,906	0:49,260	17	85,2 km/h 87,1 km/h	
13	116	KRISTIANSEN, Marius	DNK	HK Motorsport	DNK	66433 81330	Kart Republic / IAME / Vega	3		17	14:15,999 0:14,926	0:01,226	0:49,396	15	85,1 km/h 86,7 km/h	
14	165	FLACK, Marcos	AUS	ENERGY CORSE S.R.L.	ITA	371531 295423	Energy / TM / Vega	*		17	14:19,026 0:18,013	0:03,087	0:49,457	8	84,8 km/h 86,6 km/h	
15	111	REHM, Maxim	DEU	Rehm Racing	DEU	IKC1166371 KBF1044805	CRG / TM / Vega	2		17	14:19,380 0:18,367	0:00,354	0:49,281	14	84,7 km/h 86,9 km/h	
16	112	GRÖNDALH, Torben	DEU	Team Hemkemeyer	DEU	IKC1174061 KBF1079090	Intrepid / IAME / Vega	1		17	14:19,686 0:18,673	0:00,306	0:49,711	11	84,7 km/h 86,2 km/h	
17	117	OLSEN, Elias	DNK	HK Motorsport	DNK	67563 81330	Kart Republic / IAME / Vega	0	5 sec.	17	14:20,107 0:19,094	0:00,421	0:49,174	16	84,7 km/h 87,1 km/h	
18	125	JULIUS-BERNHART, Jannik	DEU	SRP Racing Team	DEU	IKC1136143 KBF1156791	Maranello / TM / Vega	0		17	14:20,350 0:19,337	0:00,243	0:49,489	14	84,6 km/h 86,6 km/h	
19	109	PROBST, Kaden	NZL	Darren Probst	NZL	NZL 148 148E	Tony Kart / Vortex / Vega	0		17	14:20,636 0:19,623	0:00,286	0:49,504	8	84,6 km/h 86,5 km/h	
20	153	HARALAMPIEV, Maksim	DEU	Valier Motorsport	DEU	IKC1169591 KBF1063735	SODI / Iame / Vega	*		17	14:20,928 0:19,915	0:00,292	0:49,563	10	84,6 km/h 86,4 km/h	
21	175	GREGOR, Daniel	DEU	Junior TEAM75	DEU	IKC1168157 KBF1154079	Kart Republic / IAME / Vega	0		17	14:22,962 0:21,949	0:02,034	0:49,305	15	84,4 km/h 86,9 km/h	
22	138	QUONDAMCARLO, Manuel	ITA	DR SRL	ITA	370486 296449	DR / Modena / Vega	0		17	14:25,275 0:24,262	0:02,313	0:49,734	15	84,2 km/h 86,2 km/h	
23	174	DUCOFFRE, Paul	DEU	CRG Keijzer racing	ITA	IKC1183496 28613	CRG / TM / Vega	0		17	14:25,504 0:24,491	0:00,229	0:49,388	16	84,1 km/h 86,7 km/h	
24	155	INDERFURTH, Luca	DEU	RL-Competition.com	DEU	IKC1174117 KBF1132168	CRG / TM / Vega	*		17	14:25,582 0:24,569	0:00,078	0:49,708	16	84,1 km/h 86,2 km/h	
25	152	SCHEEF, Emil	DNK	Speedsupply	DNK	66544 61513	Hause / IAME / Vega	*		17	14:26,510 0:25,497	0:00,928	0:49,784	16	84,1 km/h 86,1 km/h	
26	142	MUSTAFA, Dalvin	DEU	Gazmend Mustafa	DEU	IKC1173436 BEK1199671	Tony Kart / IAME / Vega	0		17	14:26,702 0:25,689	0:00,192	0:49,527	16	84,1 km/h 86,5 km/h	
27	128	JAROMIN, David	DEU	SRP Racing Team	DEU	IKC1176826 KBF1156791	Maranello / TM / Vega	0		17	14:27,672 0:26,659	0:00,970	0:49,935	14	83,9 km/h 85,8 km/h	
28	181	OUZIEL, Andrey	ARE	ENERGY CORSE S.R.L.	ITA	K19 036 295423	Energy / TM / Vega	0		17	14:44,607 0:43,594	0:16,935	0:50,980	12	82,3 km/h 84,4 km/h	
29	133	RINGDAHL, Neo	SWE	Bamberger Karttracing	DEU	200603285693 KBF1197896	Luxor / LKE / Vega	0		14	12:24,432 3 R	3 R	0:49,837	6	80,6 km/h 86,6 km/h	
30	141	RIEBERER, Paul	AUT	Hald Maranello Racing Team	AUT	JK2060 BK 003	Maranello / TM / Vega	0		9	8:14,679 8 R	5 R	0:50,355	8	77,9 km/h 85,1 km/h	
31	130	SKJELLERUP, Marcus	DNK	RS Competition	DNK	63503 36053	Tony Kart / Vortex / Vega	0		4	3:31,790 13 R	5 R	0:50,553	3	80,9 km/h 84,7 km/h	
the following drivers did not start.																
DNS	135	TESTA, Rodrigo de Sousa	PRT	DR SRL	ITA	PT19/0317 296449	DR / Modena / Vega									DNS
DNS	114	MAGNUSSSEN, Mickey	DNK	RS Competition	DNK	57430 36053	Tony Kart / Vortex / Vega									DNS
DNS	163	STIPTS, Tim	AUT	KSCA SODI AUSTRIA TEAM	AUT	JK2060 BK108	SODIKART / IAME / Vega									DNS

StNr. 117 5 sec penalty Frontfaring

Rennleitung: Volker Ehekircher Racedirektor: Horst Seidel

Sportkommissare: Nikolas Spaderna / Ulrich Bell / Franz-Josef Serr

Techn. Kommissare: Hans-Jürgen Dangers / A. Sengpiel / M. Grasshoff / C. Schmidt / J. Lawinger / M. Ambrosius

Zeitnahme: KART-DATA timing service Franz Schieszler

Zeitnahme / timekeeping

control
Schieszler
Franz Schieszler

freigegeben: 17:14:51





DEUTSCHE KART-MEISTERSCHAFT



Round 2: 10 - 12 / 05 / 2019



PRO KART WACKERSDORF




DMSB-RegNr:107/19

R 24 DJKM (OK-Junior) Race 2

Fahrername Driver	De Haan Robert	Révész Levente	Leistra Luca	Bergmeister Jakob	Jakobsen Mathias Bjerre	Scionti Enzo Riccardo	Rauer Fabio	Schmitz Marc	Tangaard Emil	Andronaco Vincent	Ried Lenny	Karlsson William
schleunigste Runde	0:49,059 Rn. 10	0:49,097 Rn. 16	0:49,145 Rn. 13	0:49,350 Rn. 17	0:49,130 Rn. 13	0:49,175 Rn. 14	0:49,318 Rn. 16	0:49,080 Rn. 16	0:49,156 Rn. 14	0:49,173 Rn. 16	0:48,910 Rn. 17	0:49,260 Rn. 17
Speed	87,3 km/h	87,3 km/h	87,2 km/h	86,8 km/h	87,2 km/h	87,1 km/h	86,9 km/h	87,3 km/h	87,2 km/h	87,1 km/h	87,6 km/h	87,0 km/h
Lap 1	0:50,855	0:51,373	0:51,871	0:52,156	0:53,002	0:53,065	0:51,826	0:53,446	0:53,715	0:53,436	0:54,444	0:55,420
Lap 2	0:49,868	0:50,092	0:50,032	0:50,144	0:50,238	0:50,203	0:50,480	0:50,780	0:51,101	0:51,056	0:51,553	0:50,402
Lap 3	0:49,566	0:49,752	0:49,852	0:49,927	0:50,012	0:49,789	0:50,017	0:50,306	0:50,057	0:50,760	0:50,425	0:50,058
Lap 4	0:49,383	0:49,719	0:49,649	0:49,841	0:49,688	0:49,772	0:50,126	0:49,782	0:50,088	0:50,410	0:50,200	0:49,993
Lap 5	0:49,367	0:49,616	0:49,746	0:49,724	0:49,775	0:50,522	0:50,072	0:49,853	0:49,508	0:49,519	0:49,778	0:49,755
Lap 6	0:49,428	0:49,627	0:49,652	0:49,647	0:49,688	0:49,688	0:49,900	0:49,996	0:49,786	0:50,045	0:49,636	0:49,534
Lap 7	0:49,325	0:49,336	0:49,453	0:49,438	0:49,751	0:49,667	0:49,626	0:49,855	0:49,996	0:49,723	0:50,037	0:49,531
Lap 8	0:49,181	0:49,344	0:49,437	0:49,453	0:49,575	0:49,613	0:49,605	0:49,466	0:49,973	0:50,189	0:49,902	0:49,781
Lap 9	0:49,157	0:49,294	0:49,354	0:49,456	0:49,508	0:49,559	0:49,640	0:49,357	0:49,412	0:49,712	0:50,007	0:49,434
Lap 10	0:49,059	0:49,261	0:49,281	0:49,589	0:49,214	0:49,604	0:50,008	0:49,519	0:49,215	0:49,456	0:49,492	0:49,501
Lap 11	0:49,185	0:49,222	0:49,241	0:49,484	0:49,567	0:49,740	0:50,017	0:49,506	0:49,261	0:50,175	0:50,003	0:49,606
Lap 12	0:49,197	0:49,210	0:49,221	0:49,397	0:49,288	0:49,460	0:49,582	0:49,211	0:49,171	0:49,807	0:49,610	0:49,895
Lap 13	0:49,280	0:49,325	0:49,145	0:49,554	0:49,130	0:49,419	0:49,487	0:49,232	0:49,240	0:49,685	0:50,350	0:50,511
Lap 14	0:49,149	0:49,278	0:49,169	0:49,404	0:49,391	0:49,175	0:49,388	0:49,206	0:49,156	0:49,297	0:49,150	0:49,319
Lap 15	0:49,272	0:49,248	0:49,225	0:49,373	0:49,258	0:49,419	0:49,373	0:49,259	0:49,180	0:49,314	0:49,278	0:49,315
Lap 16	0:49,113	0:49,097	0:49,233	0:49,462	0:49,329	0:49,516	0:49,318	0:49,080	0:49,262	0:49,173	0:49,308	0:49,284
Lap 17	0:49,145	0:49,161	0:49,159	0:49,350	0:49,270	0:49,807	0:49,487	0:49,192	0:49,324	0:49,277	0:48,910	0:49,260






DEUTSCHE KART-MEISTERSCHAFT

Round 2: 10 - 12 / 05 / 2019

PRO KART WACKERSDORF

DMSB



DMSB-RegNr:107/19

R 24 DJKM (OK-Junior) Race 2

Fahrername Driver	Olsen Elias	Kristiansen Marius	Flack Marcos	Rehm Maxim	Gröndahl Torben	Julius-Bernhart Jannik	Probst Kaden	Haralampiev Maksim	Gregor Daniel	Quondamcarlo Manuel	Ducoffre Paul	Inderfurth Luca
schnellste Runde in Runde	0:49,174 Rn. 16	0:49,396 Rn. 15	0:49,457 Rn. 8	0:49,281 Rn. 14	0:49,711 Rn. 11	0:49,489 Rn. 14	0:49,504 Rn. 8	0:49,563 Rn. 10	0:49,305 Rn. 15	0:49,734 Rn. 15	0:49,388 Rn. 16	0:49,708 Rn. 16
Speed	87,1 km/h	86,7 km/h	86,6 km/h	86,9 km/h	86,2 km/h	86,6 km/h	86,5 km/h	86,4 km/h	86,9 km/h	86,1 km/h	86,7 km/h	86,2 km/h
Lap 1	0:54,362	0:52,932	0:54,948	0:55,481	0:53,866	0:53,994	0:55,863	0:52,863	0:56,117	0:54,672	0:56,356	0:56,671
Lap 2	0:50,990	0:50,527	0:51,593	0:50,864	0:50,934	0:51,232	0:51,018	0:50,529	0:50,854	0:51,572	0:51,594	0:51,226
Lap 3	0:50,217	0:50,180	0:50,347	0:50,806	0:49,962	0:50,832	0:50,745	0:50,210	0:50,200	0:50,680	0:50,605	0:51,027
Lap 4	0:50,291	0:50,122	0:49,855	0:50,229	0:50,127	0:50,999	0:50,584	0:50,067	0:50,349	0:50,501	0:50,237	0:50,492
Lap 5	0:49,921	0:49,884	0:52,796	0:50,775	0:49,767	0:51,201	0:51,020	0:50,014	0:53,962	0:52,714	0:52,498	0:50,672
Lap 6	0:49,781	0:50,105	0:49,999	0:50,412	0:50,626	0:50,174	0:50,133	0:50,119	0:50,270	0:50,140	0:49,939	0:49,989
Lap 7	0:49,555	0:50,805	0:49,632	0:49,727	0:50,626	0:49,750	0:49,823	0:50,466	0:49,791	0:49,783	0:50,045	0:49,747
Lap 8	0:50,462	0:50,207	0:49,457	0:49,621	0:50,034	0:50,134	0:49,504	0:50,212	0:49,648	0:50,074	0:49,854	0:50,219
Lap 9	0:49,626	0:50,226	0:49,886	0:49,475	0:50,122	0:49,905	0:49,916	0:50,031	0:49,914	0:50,196	0:50,503	0:51,053
Lap 10	0:49,480	0:50,437	0:49,466	0:49,450	0:50,061	0:49,636	0:49,555	0:49,563	0:50,703	0:49,815	0:50,742	0:50,636
Lap 11	0:49,532	0:49,500	0:49,479	0:49,586	0:49,711	0:49,766	0:49,619	0:50,213	0:49,773	0:50,055	0:50,476	0:50,177
Lap 12	0:50,365	0:50,533	0:49,691	0:49,573	0:51,015	0:49,820	0:49,584	0:52,216	0:49,502	0:50,861	0:49,459	0:49,986
Lap 13	0:49,780	0:49,711	0:51,241	0:50,219	0:50,322	0:49,711	0:50,027	0:50,063	0:50,303	0:50,409	0:49,803	0:49,904
Lap 14	0:50,023	0:49,856	0:49,651	0:49,281	0:49,711	0:49,489	0:49,506	0:49,794	0:49,501	0:49,971	0:49,973	0:49,989
Lap 15	0:49,231	0:49,396	0:49,618	0:49,905	0:50,287	0:49,698	0:50,280	0:50,541	0:49,305	0:49,734	0:49,934	0:50,338
Lap 16	0:49,174	0:49,445	0:49,870	0:50,281	0:50,045	0:50,280	0:50,614	0:51,644	0:49,407	0:49,773	0:49,388	0:49,708
Lap 17	0:49,225	0:49,415	0:49,587	0:49,710	0:50,317	0:50,038	0:50,609	0:49,907	0:49,324	0:50,495	0:50,406	0:49,931






DEUTSCHE KART-MEISTERSCHAFT

Round 2: 10 - 12 / 05 / 2019

PRO KART WACKERSDORF



DMSB-RegNr.:107/19

R 24 DJKM (OK-Junior) Race 2

Fahrername Driver	Scheef Emil	Mustafa Dalvin	Jaromin David	Ouziel Andrey	Ringdahl Neo	Rieberer Paul	Skjellerup Marcus
schnellste Runde in Runde	0:49,784 Rn. 16	0:49,527 Rn. 16	0:49,935 Rn. 14	0:50,980 Rn. 12	0:49,837 Rn. 6	0:50,355 Rn. 8	0:50,553 Rn. 3
Speed	86,1 km/h	86,5 km/h	85,8 km/h	84,0 km/h	86,0 km/h	85,1 km/h	84,7 km/h
Lap 1	0:54,019	0:56,661	0:56,275	0:57,125	0:54,624	0:55,186	0:55,846
Lap 2	0:51,372	0:51,268	0:51,672	0:53,066	0:51,378	0:50,951	0:50,763
Lap 3	0:50,871	0:51,031	0:51,094	0:51,857	0:50,378	0:50,679	0:50,553
Lap 4	0:50,536	0:50,332	0:50,985	0:51,849	0:50,073	0:50,661	0:50,667
Lap 5	0:51,783	0:50,771	0:50,736	0:51,722	0:52,046	1:18,974	
Lap 6	0:51,304	0:50,096	0:50,474	0:51,699	0:49,837	0:50,912	
Lap 7	0:50,277	0:52,836	0:50,581	0:51,560	0:49,864	0:50,567	
Lap 8	0:50,937	0:50,424	0:50,366	0:50,985	0:50,083	0:50,355	
Lap 9	0:50,399	0:49,963	0:50,314	0:51,357	0:52,325	0:52,900	
Lap 10	0:50,954	0:49,975	0:50,292	0:51,367	0:50,665		
Lap 11	0:51,119	0:49,860	0:50,671	0:51,300	0:50,604		
Lap 12	0:49,992	0:50,065	0:50,111	0:50,980	0:51,717		
Lap 13	0:49,963	0:49,941	0:50,046	0:51,276	0:51,194		
Lap 14	0:50,157	0:50,007	0:49,935	0:51,269	1:17,553		
Lap 15	0:49,861	0:50,249	0:50,600	0:51,237			
Lap 16	0:49,784	0:49,527	0:49,960	0:51,040			
Lap 17	0:49,840	0:49,605	0:49,960	0:51,460			



DMSB-RegNr.:107/19

R 24 DJKM (OK-Junior) Race 2

Ziel		Sektion 1		Sektion 2		Sektion 3	
Fahrername	Zeit	Fahrername	Zeit	Fahrername	Zeit	Fahrername	Zeit
1 115 Ried,Lenny	0:48,910	115 Ried,Lenny	0:17,956	139 Révész,Levente	0:15,771	115 Ried,Lenny	0:15,127
2 146 De Haan,Robert	0:49,059	132 Leistra,Luca	0:18,000	128 Jaromin,David	0:15,771	117 Olsen,Elias	0:15,169
3 188 Schmitz,Marc	0:49,080	188 Schmitz,Marc	0:18,009	124 Jakobsen,Mathias Bjerr	0:15,801	146 De Haan,Robert	0:15,204
4 139 Révész,Levente	0:49,097	139 Révész,Levente	0:18,012	132 Leistra,Luca	0:15,805	129 Scionti,Enzo Riccardo	0:15,208
5 124 Jakobsen,Mathias Bjerr	0:49,130	146 De Haan,Robert	0:18,015	188 Schmitz,Marc	0:15,808	119 Tanggaard,Emil	0:15,210
6 132 Leistra,Luca	0:49,145	117 Olsen,Elias	0:18,022	146 De Haan,Robert	0:15,815	144 Karlsson,William	0:15,217
7 119 Tanggaard,Emil	0:49,156	106 Bergmeister,Jakob	0:18,034	113 Andronaco,Vincent	0:15,816	124 Jakobsen,Mathias Bjerr	0:15,229
8 113 Andronaco,Vincent	0:49,173	124 Jakobsen,Mathias Bjerr	0:18,047	111 Rehm,Maxim	0:15,818	139 Révész,Levente	0:15,230
9 117 Olsen,Elias	0:49,174	113 Andronaco,Vincent	0:18,049	115 Ried,Lenny	0:15,827	188 Schmitz,Marc	0:15,231
10 129 Scionti,Enzo Riccardo	0:49,175	116 Kristiansen,Marius	0:18,055	119 Tanggaard,Emil	0:15,832	132 Leistra,Luca	0:15,240
11 144 Karlsson,William	0:49,260	119 Tanggaard,Emil	0:18,062	108 Rauer,Fabio	0:15,854	111 Rehm,Maxim	0:15,246
12 111 Rehm,Maxim	0:49,281	165 Flack,Marcos	0:18,070	129 Scionti,Enzo Riccardo	0:15,862	108 Rauer,Fabio	0:15,252
13 175 Gregor,Daniel	0:49,305	174 Ducoffre,Paul	0:18,080	175 Gregor,Daniel	0:15,871	109 Probst,Kaden	0:15,284
14 108 Rauer,Fabio	0:49,318	144 Karlsson,William	0:18,086	117 Olsen,Elias	0:15,885	175 Gregor,Daniel	0:15,292
15 106 Bergmeister,Jakob	0:49,350	175 Gregor,Daniel	0:18,095	116 Kristiansen,Marius	0:15,887	138 Quondamcarlo,Manuel	0:15,302
16 174 Ducoffre,Paul	0:49,388	129 Scionti,Enzo Riccardo	0:18,105	112 Gröndahl,Torben	0:15,890	106 Bergmeister,Jakob	0:15,305
17 116 Kristiansen,Marius	0:49,396	108 Rauer,Fabio	0:18,124	106 Bergmeister,Jakob	0:15,892	113 Andronaco,Vincent	0:15,307
18 165 Flack,Marcos	0:49,457	111 Rehm,Maxim	0:18,126	144 Karlsson,William	0:15,899	165 Flack,Marcos	0:15,308
19 125 Julius-Bernhart,Jannik	0:49,489	109 Probst,Kaden	0:18,150	174 Ducoffre,Paul	0:15,906	142 Mustafa,Dalvin	0:15,324
20 109 Probst,Kaden	0:49,504	125 Julius-Bernhart,Jannik	0:18,164	125 Julius-Bernhart,Jannik	0:15,908	174 Ducoffre,Paul	0:15,348
21 142 Mustafa,Dalvin	0:49,527	112 Gröndahl,Torben	0:18,173	142 Mustafa,Dalvin	0:15,925	112 Gröndahl,Torben	0:15,353
22 153 Haralampiev,Maksim	0:49,563	153 Haralampiev,Maksim	0:18,191	109 Probst,Kaden	0:15,938	153 Haralampiev,Maksim	0:15,372
23 155 Inderfurth,Luca	0:49,708	155 Inderfurth,Luca	0:18,192	165 Flack,Marcos	0:15,952	116 Kristiansen,Marius	0:15,373
24 112 Gröndahl,Torben	0:49,711	152 Scheef,Emil	0:18,197	153 Haralampiev,Maksim	0:15,972	125 Julius-Bernhart,Jannik	0:15,395
25 138 Quondamcarlo,Manuel	0:49,734	138 Quondamcarlo,Manuel	0:18,224	152 Scheef,Emil	0:16,009	152 Scheef,Emil	0:15,419
26 152 Scheef,Emil	0:49,784	133 Ringdahl,Neo	0:18,234	155 Inderfurth,Luca	0:16,031	155 Inderfurth,Luca	0:15,420
27 133 Ringdahl,Neo	0:49,837	142 Mustafa,Dalvin	0:18,257	133 Ringdahl,Neo	0:16,032	133 Ringdahl,Neo	0:15,427
28 128 Jaromin,David	0:49,935	128 Jaromin,David	0:18,373	138 Quondamcarlo,Manuel	0:16,071	128 Jaromin,David	0:15,492
29 141 Rieberer,Paul	0:50,355	141 Rieberer,Paul	0:18,392	141 Rieberer,Paul	0:16,243	130 Skjellerup,Marcus	0:15,492
30 130 Skjellerup,Marcus	0:50,553	130 Skjellerup,Marcus	0:18,472	181 Ouziel,Andrey	0:16,267	141 Rieberer,Paul	0:15,620
31 181 Ouziel,Andrey	0:50,980	181 Ouziel,Andrey	0:18,751	130 Skjellerup,Marcus	0:16,323	181 Ouziel,Andrey	0:15,807




DEUTSCHE KART-MEISTERSCHAFT

Round 2: 10 - 12 / 05 / 2019

PRO KART WACKERSDORF



Race-land

DMSB-RegNr.:107/19

R 24 DJKM (OK-Junior) Race 2

Die schnellsten Zeiten

Ort	Nr. Fahrername	Zeit	Streckentl.	Ø Speed
Ziel	115 Ried,Lenny	0:48,910	1190 m	87,6 km/h
Sektion 1	115 Ried,Lenny	0:17,956	452 m	90,6 km/h
Sektion 2	139 Révész,Levente	0:15,771	368 m	84,0 km/h
Sektion 3	115 Ried,Lenny	0:15,127	370 m	88,1 km/h

Smr.146 De Haan,Robert
NLD
ENERGY CORSE S.R.L.

theoretisch mögliche Bestzeit 0:49,034

	Ziel	Sektion 1	Sektion 2	Sektion 3
best	0:49,059	0:18,015	0:15,815	0:15,204
Runde 1	0:50,855	0:19,077	0:16,277	0:15,501
Runde 2	0:49,868	0:18,278	0:16,205	0:15,385
Runde 3	0:49,566	0:18,181	0:16,058	0:15,327
Runde 4	0:49,383	0:18,130	0:15,970	0:15,283
Runde 5	0:49,367	0:18,131	0:15,962	0:15,274
Runde 6	0:49,428	0:18,157	0:15,959	0:15,312
Runde 7	0:49,325	0:18,133	0:15,911	0:15,281
Runde 8	0:49,181	0:18,047	0:15,882	0:15,252
Runde 9	0:49,157	0:18,041	0:15,879	0:15,237
Runde 10	0:49,059	0:18,040	0:15,815	0:15,204
Runde 11	0:49,185	0:18,063	0:15,865	0:15,257
Runde 12	0:49,197	0:18,027	0:15,881	0:15,289
Runde 13	0:49,280	0:18,052	0:15,885	0:15,343
Runde 14	0:49,149	0:18,049	0:15,864	0:15,236
Runde 15	0:49,272	0:18,156	0:15,853	0:15,263
Runde 16	0:49,113	0:18,016	0:15,872	0:15,225
Runde 17	0:49,145	0:18,015	0:15,856	0:15,274

Smr.139 Révész,Levente
HUN
KR MOTORSPORT SRL

theoretisch mögliche Bestzeit 0:49,013

	Ziel	Sektion 1	Sektion 2	Sektion 3
best	0:49,097	0:18,012	0:15,771	0:15,230
Runde 1	0:51,373	0:19,255	0:16,493	0:15,625
Runde 2	0:50,092	0:18,359	0:16,256	0:15,477
Runde 3	0:49,752	0:18,176	0:16,132	0:15,444
Runde 4	0:49,719	0:18,229	0:16,043	0:15,447
Runde 5	0:49,616	0:18,242	0:15,942	0:15,432
Runde 6	0:49,627	0:18,241	0:16,023	0:15,363
Runde 7	0:49,336	0:18,125	0:15,877	0:15,334
Runde 8	0:49,344	0:18,022	0:15,946	0:15,376
Runde 9	0:49,294	0:18,150	0:15,846	0:15,298
Runde 10	0:49,261	0:18,179	0:15,848	0:15,234
Runde 11	0:49,222	0:18,071	0:15,821	0:15,330
Runde 12	0:49,210	0:18,057	0:15,868	0:15,285
Runde 13	0:49,325	0:18,092	0:15,881	0:15,352
Runde 14	0:49,278	0:18,075	0:15,903	0:15,300
Runde 15	0:49,248	0:18,135	0:15,867	0:15,246
Runde 16	0:49,097	0:18,096	0:15,771	0:15,230
Runde 17	0:49,161	0:18,012	0:15,889	0:15,260

Smr.132 Leistra,Luca
BEL
RS Schumacher Racing Team

theoretisch mögliche Bestzeit 0:49,045

	Ziel	Sektion 1	Sektion 2	Sektion 3
best	0:49,145	0:18,000	0:15,805	0:15,240
Runde 1	0:51,871	0:19,760	0:16,495	0:15,616
Runde 2	0:50,032	0:18,382	0:16,172	0:15,478
Runde 3	0:49,852	0:18,255	0:16,129	0:15,468
Runde 4	0:49,649	0:18,202	0:16,027	0:15,420
Runde 5	0:49,746	0:18,230	0:16,070	0:15,446
Runde 6	0:49,652	0:18,182	0:16,033	0:15,437
Runde 7	0:49,453	0:18,113	0:15,953	0:15,387
Runde 8	0:49,437	0:18,051	0:15,944	0:15,442
Runde 9	0:49,354	0:18,149	0:15,846	0:15,359
Runde 10	0:49,281	0:18,106	0:15,875	0:15,300
Runde 11	0:49,241	0:18,091	0:15,843	0:15,307
Runde 12	0:49,221	0:18,054	0:15,860	0:15,307
Runde 13	0:49,145	0:18,000	0:15,805	0:15,340
Runde 14	0:49,169	0:18,110	0:15,819	0:15,240
Runde 15	0:49,225	0:18,103	0:15,832	0:15,290
Runde 16	0:49,233	0:18,089	0:15,844	0:15,300
Runde 17	0:49,159	0:18,016	0:15,900	0:15,243

Smr.106 Bergmeister,Jakob
DEU
Millennium Racing Team

theoretisch mögliche Bestzeit 0:49,231

	Ziel	Sektion 1	Sektion 2	Sektion 3
best	0:49,350	0:18,034	0:15,892	0:15,305
Runde 1	0:52,156	0:19,925	0:16,606	0:15,625
Runde 2	0:50,144	0:18,402	0:16,238	0:15,504
Runde 3	0:49,927	0:18,268	0:16,158	0:15,501
Runde 4	0:49,841	0:18,254	0:16,124	0:15,463
Runde 5	0:49,724	0:18,206	0:16,102	0:15,416
Runde 6	0:49,647	0:18,219	0:15,997	0:15,431
Runde 7	0:49,438	0:18,155	0:15,962	0:15,321
Runde 8	0:49,453	0:18,111	0:15,955	0:15,387
Runde 9	0:49,456	0:18,132	0:15,935	0:15,389
Runde 10	0:49,589	0:18,167	0:16,085	0:15,337
Runde 11	0:49,484	0:18,205	0:15,892	0:15,387
Runde 12	0:49,397	0:18,107	0:15,927	0:15,363
Runde 13	0:49,554	0:18,166	0:16,010	0:15,378
Runde 14	0:49,404	0:18,082	0:15,967	0:15,355
Runde 15	0:49,373	0:18,115	0:15,953	0:15,305
Runde 16	0:49,462	0:18,180	0:15,936	0:15,346
Runde 17	0:49,350	0:18,034	0:15,972	0:15,344

Smr.124 Jakobsen,Mathias Bjerre
DNK
TK Racing

theoretisch mögliche Bestzeit 0:49,077

	Ziel	Sektion 1	Sektion 2	Sektion 3
best	0:49,130	0:18,047	0:15,801	0:15,229
Runde 1	0:53,002	0:20,169	0:16,806	0:16,027
Runde 2	0:50,238	0:18,507	0:16,249	0:15,482
Runde 3	0:50,012	0:18,370	0:16,163	0:15,479
Runde 4	0:49,688	0:18,274	0:16,048	0:15,366
Runde 5	0:49,775	0:18,210	0:16,261	0:15,304
Runde 6	0:49,688	0:18,280	0:16,040	0:15,368
Runde 7	0:49,751	0:18,329	0:15,964	0:15,458
Runde 8	0:49,575	0:18,386	0:15,896	0:15,293
Runde 9	0:49,508	0:18,259	0:16,020	0:15,229
Runde 10	0:49,214	0:18,070	0:15,844	0:15,300
Runde 11	0:49,567	0:18,197	0:15,963	0:15,407
Runde 12	0:49,288	0:18,114	0:15,858	0:15,316
Runde 13	0:49,130	0:18,047	0:15,801	0:15,282
Runde 14	0:49,391	0:18,129	0:16,014	0:15,248
Runde 15	0:49,258	0:18,131	0:15,850	0:15,277
Runde 16	0:49,329	0:18,140	0:15,936	0:15,253
Runde 17	0:49,270	0:18,116	0:15,858	0:15,296






DEUTSCHE KART-MEISTERSCHAFT

Round 2: 10 - 12 / 05 / 2019

PRO KART WACKERSDORF

Raceland



DMSB-RegNr.:107/19

R 24 DJKM (OK-Junior) Race 2

Die schnellsten Zeiten

Ort	Nr. Fahrername	Zeit	Streckl.	Ø Speed
Ziel	115 Ried, Lenny	0:48,910	1190 m	87,6 km/h
Sektion 1	115 Ried, Lenny	0:17,956	452 m	90,6 km/h
Sektion 2	139 Révész, Levente	0:15,771	368 m	84,0 km/h
Sektion 3	115 Ried, Lenny	0:15,127	370 m	88,1 km/h

	Smr.129 Sciomi, Enzo Riccardo USA Word Racing			Smr.108 Rauer, Fabio DEU RS Schumacher Racing Team			Smr.188 Schmitz, Marc DEU Maxim Racing Sport			Smr.119 Tanggaard, Emil DNK HK Motorsport			Smr.113 Andronaco, Vincent DEU Team Henkemeyer						
	theoretisch mögliche Bestzeit	Sektion 2	Sektion 3	theoretisch mögliche Bestzeit	Sektion 1	Sektion 2	Sektion 3	theoretisch mögliche Bestzeit	Sektion 1	Sektion 2	Sektion 3	theoretisch mögliche Bestzeit	Sektion 1	Sektion 2	Sektion 3				
best	0:49,175	0:18,105	0:15,862	0:49,318	0:18,124	0:15,854	0:15,252	0:49,080	0:18,009	0:15,808	0:15,231	0:49,156	0:18,062	0:15,832	0:15,210	0:49,173	0:18,049	0:15,816	0:15,307
Runde 1	0:53,065	0:20,181	0:16,838	0:51,826	0:19,698	0:16,495	0:15,633	0:53,446	0:20,683	0:16,703	0:16,060	0:53,715	0:21,085	0:16,587	0:16,043	0:53,436	0:20,278	0:16,809	0:16,349
Runde 2	0:50,203	0:18,473	0:16,280	0:50,480	0:18,398	0:16,574	0:15,508	0:50,780	0:18,849	0:16,369	0:15,562	0:51,101	0:18,785	0:16,395	0:15,921	0:51,056	0:18,428	0:16,790	0:15,838
Runde 3	0:49,789	0:18,221	0:16,239	0:50,017	0:18,388	0:16,153	0:15,476	0:50,306	0:18,739	0:16,144	0:15,423	0:50,057	0:18,578	0:16,132	0:15,347	0:50,760	0:19,030	0:16,260	0:15,470
Runde 4	0:49,772	0:18,258	0:16,150	0:50,126	0:18,428	0:16,131	0:15,567	0:49,782	0:18,143	0:16,089	0:15,550	0:50,088	0:18,573	0:16,108	0:15,407	0:50,410	0:18,722	0:16,274	0:15,414
Runde 5	0:50,522	0:18,424	0:16,518	0:50,072	0:18,478	0:16,108	0:15,486	0:49,853	0:18,532	0:15,979	0:15,342	0:49,508	0:18,159	0:16,033	0:15,316	0:49,519	0:18,200	0:15,920	0:15,399
Runde 6	0:49,688	0:18,222	0:16,111	0:49,900	0:18,359	0:16,072	0:15,469	0:49,996	0:18,442	0:16,115	0:15,439	0:49,786	0:18,313	0:16,071	0:15,402	0:50,045	0:18,354	0:16,167	0:15,524
Runde 7	0:49,667	0:18,264	0:16,051	0:49,626	0:18,255	0:15,947	0:15,424	0:49,855	0:18,193	0:16,130	0:15,532	0:49,996	0:18,191	0:16,211	0:15,594	0:49,723	0:18,260	0:15,927	0:15,536
Runde 8	0:49,613	0:18,288	0:16,021	0:49,605	0:18,202	0:15,972	0:15,431	0:49,466	0:18,023	0:16,066	0:15,377	0:49,973	0:18,689	0:15,956	0:15,328	0:50,189	0:18,904	0:15,925	0:15,360
Runde 9	0:49,559	0:18,225	0:15,982	0:49,640	0:18,303	0:15,967	0:15,370	0:49,357	0:18,016	0:16,030	0:15,311	0:49,412	0:18,238	0:15,898	0:15,276	0:49,712	0:18,269	0:16,026	0:15,417
Runde 10	0:49,604	0:18,300	0:15,925	0:50,008	0:18,484	0:15,971	0:15,553	0:49,519	0:18,112	0:16,052	0:15,355	0:49,215	0:18,083	0:15,844	0:15,288	0:49,456	0:18,173	0:15,890	0:15,393
Runde 11	0:49,740	0:18,275	0:16,056	0:50,017	0:18,588	0:16,020	0:15,409	0:49,506	0:18,139	0:15,970	0:15,397	0:49,261	0:18,109	0:15,864	0:15,288	0:50,175	0:18,355	0:16,147	0:15,673
Runde 12	0:49,460	0:18,115	0:15,973	0:49,582	0:18,252	0:15,900	0:15,430	0:49,211	0:18,039	0:15,897	0:15,275	0:49,171	0:18,081	0:15,832	0:15,258	0:49,807	0:18,262	0:16,128	0:15,417
Runde 13	0:49,419	0:18,106	0:15,990	0:49,487	0:18,124	0:16,004	0:15,359	0:49,232	0:18,009	0:15,919	0:15,304	0:49,240	0:18,071	0:15,891	0:15,278	0:49,685	0:18,397	0:15,884	0:15,404
Runde 14	0:49,175	0:18,105	0:15,862	0:49,388	0:18,199	0:15,869	0:15,320	0:49,206	0:18,058	0:15,846	0:15,302	0:49,156	0:18,083	0:15,863	0:15,210	0:49,297	0:18,131	0:15,816	0:15,350
Runde 15	0:49,419	0:18,172	0:15,954	0:49,373	0:18,155	0:15,918	0:15,300	0:49,259	0:18,041	0:15,907	0:15,311	0:49,180	0:18,062	0:15,871	0:15,247	0:49,314	0:18,058	0:15,903	0:15,353
Runde 16	0:49,516	0:18,171	0:15,993	0:49,318	0:18,212	0:15,854	0:15,252	0:49,080	0:18,041	0:15,808	0:15,231	0:49,262	0:18,139	0:15,908	0:15,215	0:49,173	0:18,049	0:15,817	0:15,307
Runde 17	0:49,807	0:18,196	0:15,980	0:49,487	0:18,140	0:15,869	0:15,478	0:49,192	0:18,045	0:15,858	0:15,289	0:49,324	0:18,121	0:15,866	0:15,337	0:49,277	0:18,054	0:15,886	0:15,337




DEUTSCHE KART-MEISTERSCHAFT

Round 2: 10 - 12 / 05 / 2019

PRO KART WACKERSDORF

Raceland



DMSB-RegNr.:107/19

R 24 DJKM (OK-Junior) Race 2

Die schnellsten Zeiten

Ort	Nr. Fahrername	Zeit	Streckentl.	Ø Speed
Ziel	115 Ried,Lenny	0:48,910	1190 m	87,6 km/h
Sektion 1	115 Ried,Lenny	0:17,956	452 m	90,6 km/h
Sektion 2	139 Révész,Levente	0:15,771	368 m	84,0 km/h
Sektion 3	115 Ried,Lenny	0:15,127	370 m	88,1 km/h

	Snr.115 Ried,Lenny DEU Solgat Motorsport		Snr.144 Karlsson,William SWE Nika International		Snr.117 Olsen,Elias DNK HK Motorsport		Snr.116 Kristiansen,Marius DNK HK Motorsport		Snr.165 Flack,Marcos AUS ENERGY CORSE S.R.L.	
	theoretisch mögliche Bestzeit	Ziel	theoretisch mögliche Bestzeit	Ziel	theoretisch mögliche Bestzeit	Ziel	theoretisch mögliche Bestzeit	Ziel	theoretisch mögliche Bestzeit	Ziel
best	0:48,910	0:17,956	0:15,827	0:15,127	0:16,138	0:16,784	0:15,522	0:16,784	0:16,138	0:15,827
Runde 1	0:54,444	0:21,522	0:16,784	0:16,138	0:16,138	0:16,784	0:15,522	0:16,784	0:16,138	0:15,827
Runde 2	0:51,553	0:19,084	0:16,623	0:15,846	0:15,846	0:16,623	0:15,525	0:16,623	0:15,846	0:15,978
Runde 3	0:50,425	0:18,688	0:16,212	0:15,525	0:15,525	0:16,212	0:15,494	0:16,212	0:15,525	0:15,418
Runde 4	0:50,200	0:18,348	0:16,358	0:15,494	0:15,494	0:16,358	0:15,451	0:16,358	0:15,494	0:15,319
Runde 5	0:49,778	0:18,218	0:16,109	0:15,451	0:15,451	0:16,109	0:15,376	0:16,109	0:15,451	0:15,940
Runde 6	0:49,636	0:18,242	0:16,018	0:15,376	0:15,376	0:16,018	0:15,553	0:16,018	0:15,376	0:15,498
Runde 7	0:50,037	0:18,409	0:16,075	0:15,553	0:15,553	0:16,075	0:15,297	0:16,075	0:15,553	0:15,368
Runde 8	0:49,902	0:18,675	0:15,930	0:15,297	0:15,297	0:15,930	0:15,651	0:15,930	0:15,297	0:15,315
Runde 9	0:50,007	0:18,299	0:16,057	0:15,651	0:15,651	0:16,057	0:15,260	0:16,057	0:15,651	0:15,321
Runde 10	0:49,492	0:18,300	0:15,932	0:15,260	0:15,260	0:15,932	0:15,846	0:15,932	0:15,260	0:15,351
Runde 11	0:50,003	0:18,081	0:16,076	0:15,846	0:15,846	0:16,076	0:15,280	0:16,076	0:15,846	0:15,397
Runde 12	0:49,610	0:18,190	0:16,140	0:15,280	0:15,280	0:16,140	0:15,394	0:16,140	0:15,280	0:15,441
Runde 13	0:50,350	0:18,952	0:16,004	0:15,394	0:15,394	0:16,004	0:15,262	0:16,004	0:15,394	0:15,620
Runde 14	0:49,150	0:17,974	0:15,914	0:15,262	0:15,262	0:15,914	0:15,280	0:15,914	0:15,262	0:15,396
Runde 15	0:49,278	0:18,097	0:15,901	0:15,280	0:15,280	0:15,901	0:15,293	0:15,901	0:15,280	0:15,489
Runde 16	0:49,308	0:18,119	0:15,896	0:15,293	0:15,293	0:15,896	0:15,243	0:15,896	0:15,293	0:15,308
Runde 17	0:48,910	0:17,956	0:15,827	0:15,127	0:15,127	0:15,827	0:15,217	0:15,827	0:15,127	0:15,348






DEUTSCHE KART-MEISTERSCHAFT

Round 2: 10 - 12 / 05 / 2019

PRO KART WACKERSDORF

Raceland

DMSB

DMSB-RegNr.:107/19

R 24 DJKM (OK-Junior) Race 2

Die schnellsten Zeiten

Ort	Nr. Fahrername	Streckentl.	Zeit	Ø Speed
Ziel	115 Ried, Lenny	1190 m	0:48,910	87,6 km/h
Sektion 1	115 Ried, Lenny	452 m	0:17,956	90,6 km/h
Sektion 2	139 Révész, Levente	368 m	0:15,771	84,0 km/h
Sektion 3	115 Ried, Lenny	370 m	0:15,127	88,1 km/h

	Smr.111 Rehm, Maxim DEU Rehm Racing		Smr.112 Gründahl, Torben DEU Team Hemkemeyer		Smr.125 Julius-Bernhart, Jannik DEU SRP Racing Team		Smr.109 Probst, Kaden NZL Darren Probst		Smr.153 Haralampiev, Maksim DEU Valter Motorsport											
	theoretisch mögliche Bestzeit	Ziel	theoretisch mögliche Bestzeit	Ziel	theoretisch mögliche Bestzeit	Ziel	theoretisch mögliche Bestzeit	Ziel	theoretisch mögliche Bestzeit	Ziel										
best	0:49,281	0:18,126	0:15,818	0:15,246	0:49,711	0:18,173	0:15,890	0:15,353	0:49,489	0:18,164	0:15,908	0:15,395	0:49,504	0:18,150	0:15,938	0:15,284	0:49,563	0:18,191	0:15,972	0:15,372
Runde 1	0:55,481	0:21,874	0:17,150	0:16,457	0:53,866	0:20,113	0:17,145	0:16,608	0:53,994	0:21,059	0:16,917	0:16,018	0:55,863	0:22,691	0:17,142	0:16,030	0:52,863	0:19,972	0:16,739	0:16,152
Runde 2	0:50,864	0:18,858	0:16,345	0:15,661	0:50,934	0:18,567	0:16,373	0:15,994	0:51,232	0:18,841	0:16,422	0:15,969	0:51,018	0:18,695	0:16,663	0:15,660	0:50,529	0:18,629	0:16,261	0:15,639
Runde 3	0:50,806	0:18,475	0:16,276	0:16,055	0:49,962	0:18,344	0:16,074	0:15,544	0:50,882	0:18,664	0:16,359	0:15,809	0:50,745	0:18,532	0:16,543	0:15,670	0:50,210	0:18,419	0:16,211	0:15,580
Runde 4	0:50,229	0:18,406	0:16,163	0:15,660	0:50,127	0:18,343	0:16,065	0:15,719	0:50,999	0:18,547	0:16,708	0:15,744	0:50,584	0:18,715	0:16,343	0:15,526	0:50,067	0:18,366	0:16,187	0:15,514
Runde 5	0:50,775	0:18,364	0:16,634	0:15,777	0:49,767	0:18,264	0:16,040	0:15,463	0:51,201	0:18,460	0:16,891	0:15,850	0:51,020	0:18,555	0:16,407	0:16,058	0:50,014	0:18,347	0:16,131	0:15,536
Runde 6	0:50,412	0:18,819	0:16,084	0:15,509	0:50,626	0:19,027	0:16,119	0:15,480	0:50,174	0:18,362	0:16,132	0:15,680	0:50,133	0:18,513	0:16,247	0:15,373	0:50,119	0:18,373	0:16,191	0:15,555
Runde 7	0:49,727	0:18,384	0:15,945	0:15,398	0:50,626	0:18,587	0:16,093	0:15,946	0:49,750	0:18,205	0:15,979	0:15,566	0:49,823	0:18,229	0:16,208	0:15,386	0:50,466	0:18,656	0:16,196	0:15,614
Runde 8	0:49,621	0:18,340	0:15,882	0:15,399	0:50,084	0:18,644	0:15,947	0:15,443	0:50,134	0:18,312	0:15,983	0:15,839	0:49,504	0:18,232	0:15,938	0:15,334	0:50,212	0:18,561	0:16,142	0:15,509
Runde 9	0:49,475	0:18,224	0:15,883	0:15,368	0:50,122	0:18,331	0:15,972	0:15,819	0:49,905	0:18,346	0:16,056	0:15,503	0:49,916	0:18,372	0:16,203	0:15,341	0:50,031	0:18,506	0:16,118	0:15,407
Runde 10	0:49,450	0:18,217	0:15,818	0:15,415	0:50,061	0:18,650	0:16,058	0:15,353	0:49,636	0:18,234	0:15,961	0:15,441	0:49,555	0:18,179	0:16,092	0:15,284	0:49,563	0:18,191	0:15,972	0:15,400
Runde 11	0:49,586	0:18,213	0:15,971	0:15,402	0:49,711	0:18,190	0:16,022	0:15,499	0:49,766	0:18,164	0:16,024	0:15,578	0:49,619	0:18,285	0:16,030	0:15,304	0:50,213	0:18,369	0:16,196	0:15,648
Runde 12	0:49,573	0:18,263	0:15,963	0:15,347	0:51,015	0:18,302	0:16,703	0:16,010	0:49,820	0:18,238	0:15,991	0:15,591	0:49,584	0:18,150	0:16,078	0:15,356	0:52,216	0:18,319	0:18,072	0:15,825
Runde 13	0:50,219	0:18,457	0:16,350	0:15,412	0:50,322	0:18,843	0:16,015	0:15,464	0:49,711	0:18,215	0:16,017	0:15,479	0:50,027	0:18,568	0:16,096	0:15,363	0:50,063	0:18,378	0:16,122	0:15,563
Runde 14	0:49,281	0:18,126	0:15,909	0:15,246	0:49,711	0:18,223	0:16,052	0:15,436	0:49,489	0:18,186	0:15,908	0:15,395	0:49,506	0:18,225	0:15,968	0:15,313	0:49,794	0:18,339	0:16,053	0:15,402
Runde 15	0:49,905	0:18,182	0:15,993	0:15,730	0:50,287	0:18,173	0:16,032	0:16,082	0:49,698	0:18,205	0:15,990	0:15,503	0:50,280	0:18,293	0:16,364	0:15,623	0:50,541	0:18,224	0:16,066	0:16,251
Runde 16	0:50,281	0:18,988	0:15,966	0:15,327	0:50,045	0:18,671	0:15,957	0:15,417	0:50,280	0:18,721	0:16,074	0:15,485	0:50,614	0:19,183	0:16,060	0:15,371	0:51,644	0:19,760	0:16,426	0:15,458
Runde 17	0:49,710	0:18,472	0:15,934	0:15,304	0:50,317	0:18,996	0:15,890	0:15,431	0:50,038	0:18,438	0:16,076	0:15,524	0:50,609	0:18,560	0:16,100	0:15,949	0:49,907	0:18,437	0:16,098	0:15,372






DEUTSCHE KART-MEISTERSCHAFT

Round 2: 10 - 12 / 05 / 2019

PRO KART WACKERSDORF

DMSB

Raceland



DMSB-RegNr.:107/19

R 24 DJKM (OK-Junior) Race 2

Die schnellsten Zeiten

Ort	Nr. Fahrername	Zeit	Streckentl.	Ø Speed
Ziel	115 Ried,Lenny	0:48,910	1190 m	87,6 km/h
Sektion 1	115 Ried,Lenny	0:17,956	452 m	90,6 km/h
Sektion 2	139 Révész,Levente	0:15,771	368 m	84,0 km/h
Sektion 3	115 Ried,Lenny	0:15,127	370 m	88,1 km/h

	Snr. 175 Gregor,Daniel DEU Junior TEAM75		Snr. 138 Quondamcarlo,Manuel ITA DR SRL		Snr. 174 Duroffre,Paul DEU CRG Keizer racing		Snr. 155 Inderfurth,Luca DEU RL-Competition.com		Snr. 152 Scheef,Emil DNK Speedsupply								
	theoretisch mögliche Bestzeit 0:49,258	theoretisch mögliche Bestzeit 0:49,597	theoretisch mögliche Bestzeit 0:49,334	theoretisch mögliche Bestzeit 0:49,643	theoretisch mögliche Bestzeit 0:49,625	Ziel	Sektion 1	Sektion 2	Sektion 3	Ziel	Sektion 1	Sektion 2	Sektion 3				
best	0:49,305	0:18,095	0:15,871	0:17,225	0:16,181	0:54,672	0:21,373	0:17,236	0:16,063	0:49,734	0:18,224	0:16,071	0:15,302	0:49,784	0:18,197	0:16,009	0:15,419
Runde 1	0:56,117	0:22,711	0:17,225	0:16,181	0:16,181	0:54,672	0:21,373	0:17,236	0:16,063	0:49,734	0:18,224	0:16,071	0:15,302	0:54,019	0:21,079	0:16,786	0:16,154
Runde 2	0:50,854	0:18,836	0:16,469	0:15,549	0:15,549	0:51,572	0:19,173	0:16,508	0:15,891	0:49,734	0:18,224	0:16,071	0:15,302	0:51,372	0:19,012	0:16,448	0:15,912
Runde 3	0:50,200	0:18,330	0:16,168	0:15,702	0:15,702	0:50,680	0:18,466	0:16,379	0:15,835	0:49,734	0:18,224	0:16,071	0:15,302	0:50,871	0:18,695	0:16,345	0:15,831
Runde 4	0:50,349	0:18,829	0:16,131	0:15,389	0:15,389	0:50,501	0:18,328	0:16,511	0:15,662	0:49,734	0:18,224	0:16,071	0:15,302	0:50,536	0:18,494	0:16,095	0:15,947
Runde 5	0:53,962	0:18,395	0:16,581	0:18,986	0:18,986	0:52,714	0:19,294	0:16,371	0:17,049	0:49,734	0:18,224	0:16,071	0:15,302	0:51,783	0:18,880	0:16,932	0:15,971
Runde 6	0:50,270	0:18,475	0:16,194	0:15,601	0:15,601	0:50,140	0:18,485	0:16,185	0:15,470	0:49,734	0:18,224	0:16,071	0:15,302	0:51,304	0:19,370	0:16,157	0:15,777
Runde 7	0:49,791	0:18,162	0:16,187	0:15,442	0:15,442	0:49,783	0:18,293	0:16,104	0:15,386	0:49,734	0:18,224	0:16,071	0:15,302	0:50,277	0:18,388	0:16,076	0:15,813
Runde 8	0:49,648	0:18,317	0:15,978	0:15,353	0:15,353	0:50,074	0:18,400	0:16,331	0:15,343	0:49,734	0:18,224	0:16,071	0:15,302	0:50,937	0:18,934	0:16,465	0:15,538
Runde 9	0:49,914	0:18,184	0:16,110	0:15,620	0:15,620	0:50,196	0:18,302	0:16,407	0:15,487	0:49,734	0:18,224	0:16,071	0:15,302	0:50,399	0:18,326	0:16,127	0:15,946
Runde 10	0:50,703	0:18,321	0:16,453	0:15,929	0:15,929	0:49,815	0:18,294	0:16,088	0:15,433	0:49,734	0:18,224	0:16,071	0:15,302	0:50,954	0:18,605	0:16,225	0:16,124
Runde 11	0:49,773	0:18,295	0:16,003	0:15,475	0:15,475	0:50,055	0:18,365	0:16,178	0:15,512	0:49,734	0:18,224	0:16,071	0:15,302	0:51,119	0:18,685	0:16,727	0:15,707
Runde 12	0:49,502	0:18,160	0:15,970	0:15,372	0:15,372	0:50,861	0:18,560	0:16,362	0:15,939	0:49,734	0:18,224	0:16,071	0:15,302	0:49,992	0:18,255	0:16,146	0:15,591
Runde 13	0:50,303	0:18,351	0:16,199	0:15,753	0:15,753	0:50,409	0:18,409	0:16,280	0:15,720	0:49,734	0:18,224	0:16,071	0:15,302	0:49,963	0:18,263	0:16,166	0:15,534
Runde 14	0:49,501	0:18,314	0:15,879	0:15,308	0:15,308	0:49,971	0:18,598	0:16,071	0:15,302	0:49,734	0:18,224	0:16,071	0:15,302	0:50,157	0:18,342	0:16,069	0:15,746
Runde 15	0:49,305	0:18,095	0:15,886	0:15,324	0:15,324	0:49,734	0:18,224	0:16,116	0:15,394	0:49,734	0:18,224	0:16,071	0:15,302	0:49,861	0:18,330	0:16,112	0:15,419
Runde 16	0:49,407	0:18,208	0:15,881	0:15,318	0:15,318	0:49,773	0:18,298	0:16,099	0:15,376	0:49,734	0:18,224	0:16,071	0:15,302	0:49,784	0:18,334	0:16,009	0:15,441
Runde 17	0:49,324	0:18,161	0:15,871	0:15,292	0:15,292	0:50,495	0:18,432	0:16,377	0:15,686	0:49,734	0:18,224	0:16,071	0:15,302	0:49,840	0:18,197	0:16,066	0:15,577





DEUTSCHE KART-MEISTERSCHAFT

Round 2: 10 - 12 / 05 / 2019

PRO KART WACKERSDORF

Race-land

DMSB

DMSB-RegNr.:107/19

R 24 DJKM (OK-Junior) Race 2

Die schnellsten Zeiten

Ort	Nr. Fahrername	Zeit	Streckentl.	Ø Speed
Ziel	115 Ried, Lenny	0:48,910	1190 m	87,6 km/h
Sektion 1	115 Ried, Lenny	0:17,956	452 m	90,6 km/h
Sektion 2	139 Révész, Levente	0:15,771	368 m	84,0 km/h
Sektion 3	115 Ried, Lenny	0:15,127	370 m	88,1 km/h

Snr. 142 Mustafa, Dalvin DEU Gazmend Mustafa		Snr. 128 Jaromin, David DEU SRP Racing Team		Snr. 181 Ouziel, Andrey ARE ENERGY CORSE S.R.L.		Snr. 133 Ringdahl, Neo SWE Bamberger Karttracing		Snr. 141 Rieherer, Paul AUT Hold Maranello Racing Team												
theoretisch mögliche Bestzeit 0:49,506		theoretisch mögliche Bestzeit 0:49,636		theoretisch mögliche Bestzeit 0:50,825		theoretisch mögliche Bestzeit 0:49,693		theoretisch mögliche Bestzeit 0:50,255												
Ziel	Sektion 1	Sektion 2	Sektion 3	Ziel	Sektion 1	Sektion 2	Sektion 3	Ziel	Sektion 1	Sektion 2	Sektion 3									
best	0:49,527	0:18,257	0:15,925	0:15,324	0:49,935	0:18,373	0:15,771	0:15,492	0:50,980	0:18,751	0:16,267	0:15,807	0:49,837	0:18,234	0:16,032	0:15,427	0:50,355	0:18,392	0:16,243	0:15,620
Runde 1	0:56,661	0:22,777	0:17,402	0:16,482	0:56,275	0:22,007	0:17,167	0:17,101	0:57,125	0:22,582	0:17,384	0:17,159	0:54,624	0:21,682	0:16,617	0:16,325	0:55,186	0:21,574	0:17,493	0:16,119
Runde 2	0:51,268	0:18,998	0:16,515	0:15,755	0:51,672	0:18,952	0:16,813	0:15,907	0:53,066	0:19,717	0:16,688	0:16,661	0:51,378	0:18,845	0:16,637	0:15,896	0:50,951	0:18,661	0:16,590	0:15,700
Runde 3	0:51,031	0:18,740	0:16,616	0:15,675	0:51,094	0:18,810	0:16,433	0:15,851	0:51,857	0:19,346	0:16,466	0:16,045	0:50,378	0:18,568	0:16,230	0:15,580	0:50,679	0:18,548	0:16,510	0:15,621
Runde 4	0:50,332	0:18,539	0:16,234	0:15,559	0:50,985	0:18,812	0:16,486	0:15,687	0:51,849	0:19,311	0:16,560	0:15,978	0:50,073	0:18,488	0:16,208	0:15,427	0:50,661	0:18,500	0:16,445	0:15,716
Runde 5	0:50,771	0:18,488	0:16,223	0:16,060	0:50,736	0:18,530	0:16,254	0:15,952	0:51,722	0:18,865	0:16,502	0:16,355	0:52,046	0:20,045	0:16,431	0:15,570	1:18,974	0:18,513	0:17,128	0:43,333
Runde 6	0:50,096	0:18,453	0:16,185	0:15,458	0:50,474	0:18,518	0:16,195	0:15,761	0:51,699	0:19,134	0:16,510	0:16,921	0:49,837	0:18,311	0:16,032	0:15,494	0:50,912	0:18,619	0:16,512	0:15,781
Runde 7	0:52,836	0:18,363	0:18,245	0:16,228	0:50,581	0:18,616	0:16,332	0:15,633	0:51,560	0:19,169	0:16,470	0:15,921	0:49,864	0:18,234	0:16,041	0:15,589	0:50,567	0:18,506	0:16,403	0:15,658
Runde 8	0:50,424	0:18,487	0:16,177	0:15,760	0:50,366	0:18,628	0:16,167	0:15,571	0:50,985	0:18,906	0:16,267	0:15,812	0:50,083	0:18,350	0:16,137	0:15,596	0:50,355	0:18,492	0:16,243	0:15,620
Runde 9	0:49,963	0:18,382	0:16,044	0:15,537	0:50,314	0:18,490	0:16,228	0:15,596	0:51,357	0:19,083	0:16,429	0:15,845	0:52,325	0:18,987	0:17,324	0:16,014	0:52,900	0:18,392	0:16,314	0:18,194
Runde 10	0:49,975	0:18,377	0:16,059	0:15,539	0:50,292	0:18,373	0:16,168	0:15,751	0:51,367	0:19,053	0:16,357	0:15,957	0:50,665	0:18,851	0:16,156	0:15,658				
Runde 11	0:49,860	0:18,292	0:16,079	0:15,489	0:50,671	0:18,588	0:16,316	0:15,767	0:51,300	0:18,950	0:16,478	0:15,872	0:50,604	0:18,653	0:16,245	0:15,706				
Runde 12	0:50,065	0:18,387	0:16,159	0:15,519	0:50,111	0:18,440	0:16,118	0:15,553	0:50,980	0:18,751	0:16,422	0:15,807	0:51,717	0:18,418	0:16,636	0:16,663				
Runde 13	0:49,941	0:18,473	0:16,034	0:15,434	0:50,046	0:18,426	0:16,128	0:15,492	0:51,276	0:18,823	0:16,526	0:15,927	0:51,194	0:19,118	0:16,326	0:15,750				
Runde 14	0:50,007	0:18,495	0:16,005	0:15,507	0:49,935	0:18,377	0:16,059	0:15,499	0:51,269	0:18,908	0:16,410	0:15,951	1:17,553	0:19,850	0:19,481	0:38,222				
Runde 15	0:50,249	0:18,397	0:16,153	0:15,699	0:50,600	0:18,422	0:16,184	0:15,994	0:51,237	0:18,912	0:16,468	0:15,857								
Runde 16	0:49,527	0:18,278	0:15,925	0:15,324	0:49,960	0:18,421	0:15,771	0:15,768	0:51,040	0:18,808	0:16,340	0:15,892								
Runde 17	0:49,605	0:18,257	0:15,977	0:15,371	0:49,960	0:18,389	0:16,047	0:15,524	0:51,460	0:18,792	0:16,269	0:16,399								







Round 2: 10 - 12 / 05 / 2019

PRO KART WACKERSDORF

Raceland

DMSB-RegNr.:107/19

R 24 DJKM (OK-Junior) Race 2

Die schnellsten Zeiten

Ort	Nr. Fahrername	Zeit	Streckenl.	Ø Speed
Ziel	115 Ried, Lenny	0:48,910	1190 m	87,6 km/h
Sektion 1	115 Ried, Lenny	0:17,956	452 m	90,6 km/h
Sektion 2	139 Révész, Levente	0:15,771	368 m	84,0 km/h
Sektion 3	115 Ried, Lenny	0:15,127	370 m	88,1 km/h

Smr.130 Skjellerup, Marcus DNK RS Competition theoretisch mögliche Bestzeit 0:50,287								
best	Ziel	Sektion 1	Sektion 2	Sektion 3	Ziel	Sektion 1	Sektion 2	Sektion 3
Runde 1	0:50,553	0:18,472	0:16,323	0:15,492				
Runde 2	0:55,846	0:22,204	0:17,464	0:16,178				
Runde 3	0:50,763	0:18,727	0:16,513	0:15,523				
Runde 4	0:50,553	0:18,472	0:16,323	0:15,758				
Runde 5	0:50,667	0:18,753	0:16,422	0:15,492				
		0:18,488	0:16,443					

R 19 DJKM (OK-Junior) Race 1

Strecke / track: 1190m
 started: 34 classified: 34 not classified: 0

fastest Lap Robert DE HAAN on: 0:49,073

Pos	Str. Nr.	Fahrer / Driver	Nation	Bewerber/Sponsor	Nation	Lizenz B-Lizenz	Chassis/Motor/Reifen	Points	Penalty	Runden Laps	Gesamtzeit Differenz	Abstand Gap	beste Runde best Lap	In R. in L.	o Geschw. v. Speed
1	146	DE HAAN, Robert	NLD	ENERGY CORSE S.R.L.	ITA	40204 295423	Energy / TM / Vego	25		17	14:03,049		0:49,073	13	86,4 km/h 87,3 km/h
2	132	LEISTRA, Luca	BEL	RS Schumacher Racing Team	DEU	909365 KBF1067587	IPK Praga / IAME / Vego	20		17	14:07,180 0:04,131	0:04,131	0:49,192	16	86 km/h 87,1 km/h
3	139	RÉVÉSZ, Levente	HUN	KR MOTORSPORT SRL	ITA	5746 436754	KR / Parilla / Vego	16		17	14:07,397 0:04,348	0:00,217	0:49,209	13	85,9 km/h 87,1 km/h
4	129	SCIONI, Enzo Riccardo	USA	Ward Racing	SWE	D1845 SK 19 JR-C 102	Tony Kart / Vortex / Vego	13		17	14:08,297 0:05,248	0:00,900	0:49,285	16	85,9 km/h 86,9 km/h
5	106	BERGMEISTER, Jakob	DEU	Millennium Racing Team	DEU	IKC11156048 KBF1095578	Tony Kart / Vortex / Vego	11		17	14:09,576 0:06,527	0:01,279	0:49,349	15	85,7 km/h 86,8 km/h
6	115	RIED, Lenny	DEU	Solgot Motorsport	DEU	IKC11173160 KBF1079882	Birel Art / TM / Vego	10		17	14:11,284 0:08,235	0:01,708	0:49,245	13	85,6 km/h 87 km/h
7	108	RAUER, Fabio	DEU	RS Schumacher Racing Team	DEU	IKC11164921 KBF1067587	Praga / IAME / Vego	9		17	14:12,035 0:08,986	0:00,751	0:49,342	9	85,5 km/h 86,8 km/h
8	124	JAKOBSEN, Mathias Bjerre	DNK	TK Racing	DNK	74056 52208	FA Kart / TM / Vego	8		17	14:13,074 0:10,025	0:01,039	0:49,394	10	85,4 km/h 86,7 km/h
9	165	FLACK, Marcos	AUS	ENERGY CORSE S.R.L.	ITA	371531 295423	Energy / TM / Vego	*		17	14:13,519 0:10,470	0:00,445	0:49,365	10	85,3 km/h 86,8 km/h
10	133	RINGDAHL, Neo	SWE	Bamberger Karting	DEU	200003285693 KBF1197896	Luxor / LKE / Vego	7		17	14:13,542 0:10,493	0:00,023	0:49,380	9	85,3 km/h 86,8 km/h
11	112	GRÖNDAHL, Torben	DEU	Team Hemkemeyer	DEU	IKC11174061 KBF1079090	Intrepid / IAME / Vego	6		17	14:16,560 0:13,511	0:03,018	0:49,434	15	85 km/h 86,7 km/h
12	109	PROBST, Kaden	NZL	Darren Probst	NZL	NZL 148 148E	Tony Kart / Vortex / Vego	5		17	14:17,646 0:14,597	0:01,086	0:49,431	14	84,9 km/h 86,7 km/h
13	113	ANDRONACO, Vincent	DEU	Team Hemkemeyer	DEU	IKC11160869 KBF1079090	Intrepid / IAME / Vego	4	5 sec.	17	14:19,672 0:16,623	0:02,026	0:49,261	15	84,7 km/h 87 km/h
14	153	HARALAMPIEV, Maksim	DEU	Valier Motorsport	DEU	IKC11169591 KBF1063725	SODI / Iame / Vego	*		17	14:21,499 0:18,450	0:01,827	0:49,585	13	84,5 km/h 86,4 km/h
15	116	KRISTIANSEN, Marius	DNK	HK Motorsport	DNK	66433 81330	Kart Republic / IAME / Vego	3		17	14:21,584 0:18,535	0:00,085	0:49,331	14	84,5 km/h 86,8 km/h
16	188	SCHMITZ, Marc	DEU	Maxim Racing Sport	DEU	IKC11167039 KBF1167038	Exprit / Vortex / Vego	2		17	14:22,088 0:18,989	0:00,454	0:49,330	13	84,5 km/h 86,8 km/h
17	119	TANGGAARD, Emil	DNK	HK Motorsport	DNK	65542 81330	Kart Republic / TM / Vego	1		17	14:22,184 0:19,135	0:00,146	0:49,186	13	84,5 km/h 87,1 km/h
18	117	OLSEN, Elias	DNK	HK Motorsport	DNK	67563 81330	Kart Republic / IAME / Vego	0		17	14:22,254 0:19,205	0:00,070	0:49,275	13	84,5 km/h 86,9 km/h
19	152	SCHEEF, Emil	DNK	Speedsupply	DNK	66544 61513	Haase / IAME / Vego	*		17	14:23,083 0:20,034	0:00,829	0:49,629	15	84,4 km/h 86,3 km/h
20	135	TESTA, Rodrigo de Sousa	PRT	DR SRL	ITA	PT119/0317 296449	DR / Modena / Vego	0		17	14:25,224 0:22,175	0:02,141	0:49,512	12	84,2 km/h 86,5 km/h
21	181	OUZIEL, Andrey	ARE	ENERGY CORSE S.R.L.	ITA	R19 036 295423	Energy / TM / Vego	0		17	14:26,213 0:23,164	0:00,989	0:49,671	15	84,1 km/h 86,2 km/h
22	128	JAROMIN, David	DEU	SRP Racing Team	DEU	IKC11176826 KBF1156791	Maranello / TM / Vego	0		17	14:26,712 0:23,663	0:00,499	0:49,738	12	84 km/h 86,1 km/h
23	141	RIEBERER, Paul	AUT	Hold Maranello Racing Team	AUT	JK2062 BK 003	Maranello / TM / Vego	0		17	14:27,762 0:24,713	0:01,050	0:49,681	9	83,9 km/h 86,2 km/h
24	125	JULIUS-BERNHART, Jannik	DEU	SRP Racing Team	DEU	IKC11136143 KBF1156791	Maranello / TM / Vego	0		17	14:29,759 0:26,710	0:01,997	0:49,493	9	83,7 km/h 86,6 km/h
25	174	DUCOFFRE, Paul	DEU	CRG Keizer racing	NLD	IKC11183496 28613	CRG / TM / Vego	0	5 sec.	17	14:30,737 0:27,688	0:00,978	0:49,424	17	83,6 km/h 86,7 km/h
26	114	MAGNUSSEN, Mickey	DNK	RS Competition	DNK	57430 36053	Tony Kart / Vortex / Vego	0	5 sec.	17	14:34,570 0:31,521	0:03,833	0:49,425	17	83,3 km/h 86,7 km/h
27	155	INDERFURTH, Luca	DEU	RL-Competition.com	DEU	IKI1174117 KBF1132168	CRG / TM / Vego	*	5 sec.	17	14:35,487 0:32,438	0:00,917	0:49,593	8	83,2 km/h 86,4 km/h
28	163	STIPITS, Tim	AUT	KSCA SODI AUSTRIA TEAM	AUT	JK2060 BK108	SODIKART / IAME / Vego	*		17	14:35,934 0:32,885	0:00,447	0:50,354	9	83,1 km/h 85,1 km/h
29	130	SKJELLERUP, Marcus	DNK	RS Competition	DNK	63503 36053	Tony Kart / Vortex / Vego	0		13	11:05,430 4 R	4 R	0:49,469	10	83,7 km/h 86,6 km/h
30	138	QUONDAMCARLO, Manuel	ITA	DR SRL	ITA	370486 296449	DR / Modena / Vego	0		13	11:05,789 4 R	0:00,359	0:49,709	12	83,6 km/h 86,2 km/h
31	111	REHM, Maxim	DEU	Rehm Racing	DEU	IKC11166371 KBF1044805	CRG / TM / Vego	0		9	7:45,977 8 R	4 R	0:49,676	8	82,7 km/h 86,2 km/h
32	142	MUSTAFA, Dalvin	DEU	Gazmend Mustafa	DEU	IKC11173436 BEK1199671	Tony Kart / IAME / Vego	0		5	4:31,745 12 R	4 R	0:50,496	5	78,8 km/h 84,8 km/h
33	144	KARLSSON, William	SWE	Nika International	SWE	200510185879 222	Exprit / Vortex / Vego	0		3	2:34,704 14 R	2 R	0:49,923	3	83,1 km/h 85,8 km/h
34	175	GREGOR, Daniel	DEU	Junior TEAM75	DEU	IKC11168157 KBF1154079	Kart Republic / IAME / Vego	0		0	0:03,270 17 R	3 R			

StNr. 113,174,155,114 5 sec penalty Frontfairing

Rennleitung: Volker Ehekircher Racedirektor: Horst Seidel
 Sportkommissare: Nikolas Spaderna / Ulrich Bell / Franz-Josef Serr
 Techn. Kommissare: Hans-Jürgen Dangers / A. Sengpiel / M. Grasshoff / C. Schmidt / J. Lawinger / M. Ambrosius
 Zeitnahme: KART-DATA timing service Franz Schieszler

Zeitnahme / timekeeping

control 
 Franz Schieszler

freigegeben: 13:08:39



DMSB-RegNr:107/19



17	144	Nika International KARLSSON William Startposition 33	17	175	Junior TEAM75 GREGOR Daniel Startposition 34
16	111	Rehm Racing REHM Maxim Startposition 31	16	142	Gazmend Mustafa MUSTAFA Dalvin Startposition 32
15	130	RS Competition SKJELLERUP Marcus Startposition 29	15	138	DR SRL QUONDAMCARLO Manuel Startposition 30
14	155	RL-Competition.com INDERFURTH Luca Startposition 27	14	163	KSCA SODI AUSTRIA TEAM STIPITS Tim Startposition 28
13	174	CRG Keijzer racing DUCOFFRE Paul Startposition 25	13	114	RS Competition MAGNUSSEN Mickey Startposition 26
12	141	Hold Maranello Racing Team RIEBERER Paul Startposition 23	12	125	SRP Racing Team JULIUS-BERNHART Jannik Startposition 24
11	181	ENERGY CORSE S.R.L. OUZIEL Andrey Startposition 21	11	128	SRP Racing Team JAROMIN David Startposition 22
10	152	Speedsupply SCHEEF Emil Startposition 19	10	135	DR SRL TESTA Rodrigo de Sousa Startposition 20
9	119	HK Motorsport TANGGAARD Emil Startposition 17	9	117	HK Motorsport OLSEN Elias Startposition 18
8	116	HK Motorsport KRISTIANSEN Marius Startposition 15	8	188	Maxim Racing Sport SCHMITZ Marc Startposition 16
7	113	Team Hemkemeyer ANDRONACO Vincent Startposition 13	7	153	Valier Motorsport HARALAMPIEV Maksim Startposition 14
6	112	Team Hemkemeyer GRÖNDAHL Torben Startposition 11	6	109	Darren Probst PROBST Kaden Startposition 12
5	165	ENERGY CORSE S.R.L. FLACK Marcos Startposition 9	5	133	Bamberger Karttracing RINGDAHL Neo Startposition 10
4	108	RS Schumacher Racing Team RAUER Fabio Startposition 7	4	124	TK Racing JAKOBSEN Mathias Bjerre Startposition 8
3	106	Millennium Racing Team BERGMEISTER Jakob Startposition 5	3	115	Solgat Motorsport RIED Lenny Startposition 6
2	139	KR MOTORSPORT SRL RÉVÉSZ Levente Startposition 3	2	129	Ward Racing SCIONTI Enzo Riccardo Startposition 4
1	146	ENERGY CORSE S.R.L. DE HAAN Robert Startposition 1	1	132	RS Schumacher Racing Team LEISTRA Luca Startposition 2



Starting Grid DJKM (OK-Junior) Race 2

Rennen 24






DEUTSCHE KART-MEISTERSCHAFT

Round 2: 10 - 12 / 05 / 2019

PRO KART WACKERSDORF



DMSB-RegNr:107/19

R 19 DJKM (OK-Junior) Race 1

Fahrername Driver	De Haan Robert	Leistra Luca	Révész Levente	Scionti Enzo Riccardo	Bergmeister Jakob	Ried Lenny	Rauer Fabio	Jakobsen Mathias Bjerre	Flack Marcos	Ringdahl Neo	Andronaco Vincent	Gründahl Torben
schnellste Runde in Runde	0:49,073 Rn. 13	0:49,192 Rn. 16	0:49,209 Rn. 13	0:49,285 Rn. 16	0:49,349 Rn. 15	0:49,245 Rn. 13	0:49,342 Rn. 9	0:49,394 Rn. 10	0:49,365 Rn. 10	0:49,380 Rn. 9	0:49,261 Rn. 15	0:49,434 Rn. 15
Speed	87,3 km/h	87,1 km/h	87,1 km/h	86,9 km/h	86,8 km/h	87,0 km/h	86,8 km/h	86,7 km/h	86,8 km/h	86,8 km/h	87,0 km/h	86,7 km/h
Lap 1	0:50,925	0:52,816	0:51,426	0:51,612	0:52,197	0:54,481	0:52,658	0:55,045	0:54,881	0:53,337	0:55,578	0:53,703
Lap 2	0:50,002	0:50,225	0:50,324	0:50,137	0:50,273	0:50,658	0:50,216	0:50,662	0:50,513	0:50,235	0:50,756	0:50,207
Lap 3	0:50,451	0:50,080	0:50,220	0:50,153	0:50,369	0:50,144	0:49,979	0:50,231	0:50,062	0:49,886	0:50,179	0:50,105
Lap 4	0:49,909	0:50,033	0:50,304	0:49,902	0:51,463	0:50,211	0:51,150	0:50,047	0:50,436	0:50,629	0:51,403	0:53,957
Lap 5	0:49,550	0:49,731	0:49,688	0:49,712	0:49,925	0:49,749	0:51,009	0:49,699	0:49,989	0:50,264	0:50,982	0:50,873
Lap 6	0:49,568	0:49,691	0:49,666	0:49,692	0:49,761	0:49,599	0:49,959	0:49,658	0:49,586	0:49,776	0:49,705	0:50,068
Lap 7	0:49,500	0:49,502	0:49,666	0:49,709	0:49,566	0:49,737	0:49,801	0:49,784	0:50,028	0:49,842	0:49,513	0:49,851
Lap 8	0:49,172	0:49,457	0:49,389	0:49,394	0:49,510	0:49,523	0:49,572	0:49,498	0:49,679	0:49,649	0:49,742	0:50,119
Lap 9	0:49,305	0:49,290	0:49,419	0:49,475	0:49,509	0:49,486	0:49,342	0:49,889	0:49,549	0:49,380	0:49,375	0:49,986
Lap 10	0:49,166	0:49,343	0:49,348	0:49,376	0:49,539	0:49,369	0:49,380	0:49,394	0:49,365	0:49,581	0:49,389	0:49,465
Lap 11	0:49,444	0:49,595	0:50,444	0:50,528	0:49,603	0:49,474	0:49,587	0:49,764	0:49,608	0:50,152	0:49,359	0:49,502
Lap 12	0:49,274	0:49,357	0:49,647	0:50,058	0:49,536	0:49,807	0:49,738	0:49,732	0:49,535	0:50,554	0:49,421	0:49,486
Lap 13	0:49,073	0:49,314	0:49,209	0:49,491	0:49,387	0:49,245	0:49,594	0:49,395	0:49,398	0:49,456	0:49,300	0:49,439
Lap 14	0:49,100	0:49,695	0:49,364	0:49,358	0:49,372	0:49,498	0:50,055	0:49,485	0:49,529	0:49,715	0:49,421	0:49,527
Lap 15	0:49,174	0:49,423	0:49,549	0:49,501	0:49,349	0:49,377	0:49,381	0:49,614	0:49,435	0:49,576	0:49,261	0:49,434
Lap 16	0:49,180	0:49,192	0:49,217	0:49,285	0:49,375	0:49,254	0:49,459	0:49,569	0:49,656	0:49,534	0:49,342	0:49,595
Lap 17	0:49,081	0:49,217	0:49,222	0:49,494	0:49,458	0:49,400	0:49,552	0:50,084	0:49,954	0:50,184	0:49,263	0:49,449





DEUTSCHE KART-MEISTERSCHAFT

Round 2: 10 - 12 / 05 / 2019

Racekart WACKERSDORF



DMSB-RegNr:107/19

R 19 DJKM (OK-Junior) Race 1

Fahrername Driver	Probst Kaden	Haralampiev Maksim	Kristiansen Marius	Schmitz Marc	Tanggaard Emil	Olsen Elias	Scheef Emil	Rodrigo de Sousa	Duoffre Paul	Ouziel Andrey	Jaromin David	Rieberer Paul
schnellste Runde	0:49,431 Rn. 14	0:49,585 Rn. 13	0:49,331 Rn. 14	0:49,330 Rn. 13	0:49,186 Rn. 13	0:49,275 Rn. 13	0:49,629 Rn. 15	0:49,512 Rn. 12	0:49,424 Rn. 17	0:49,671 Rn. 15	0:49,738 Rn. 12	0:49,681 Rn. 9
Speed	86,7 km/h	86,4 km/h	86,8 km/h	86,8 km/h	87,1 km/h	86,9 km/h	86,3 km/h	86,5 km/h	86,7 km/h	86,2 km/h	86,1 km/h	86,2 km/h
Lap 1	0:55,799	0:55,489	0:54,237	0:54,850	0:57,512	0:56,800	0:55,031	0:56,509	0:57,400	0:57,521	0:55,790	0:57,500
Lap 2	0:50,899	0:51,107	0:50,681	0:50,824	0:50,977	0:51,459	0:51,073	0:51,758	0:51,157	0:51,456	0:50,944	0:52,344
Lap 3	0:50,538	0:50,644	0:50,556	0:49,822	0:50,571	0:50,681	0:50,310	0:50,838	0:50,355	0:50,738	0:50,369	0:50,604
Lap 4	0:51,029	0:50,915	0:52,256	0:51,873	0:50,094	0:49,953	0:51,929	0:50,230	0:51,328	0:50,639	0:51,006	0:50,298
Lap 5	0:50,814	0:51,890	0:53,548	0:53,975	0:51,399	0:51,401	0:52,460	0:51,489	0:50,562	0:50,446	0:51,973	0:51,585
Lap 6	0:49,893	0:50,027	0:50,570	0:51,138	0:51,216	0:50,311	0:50,140	0:50,579	0:51,978	0:51,082	0:51,049	0:51,793
Lap 7	0:49,902	0:49,806	0:49,909	0:49,718	0:49,886	0:50,095	0:50,120	0:49,785	0:50,557	0:49,843	0:50,090	0:50,234
Lap 8	0:49,909	0:49,670	0:49,723	0:49,901	0:49,684	0:49,723	0:49,901	0:50,398	0:49,737	0:49,829	0:50,226	0:49,882
Lap 9	0:50,180	0:49,769	0:50,082	0:49,852	0:50,334	0:50,135	0:50,423	0:51,195	0:49,698	0:50,273	0:49,982	0:49,681
Lap 10	0:49,540	0:49,661	0:49,765	0:49,576	0:49,505	0:49,521	0:50,415	0:49,598	0:50,171	0:50,849	0:50,188	0:50,759
Lap 11	0:49,741	0:49,903	0:49,581	0:49,867	0:49,616	0:49,690	0:50,641	0:50,171	0:49,799	0:49,694	0:50,357	0:50,077
Lap 12	0:49,725	0:49,837	0:49,384	0:49,396	0:49,363	0:49,460	0:49,826	0:49,512	0:49,914	0:49,852	0:49,738	0:49,985
Lap 13	0:49,607	0:49,585	0:49,511	0:49,330	0:49,186	0:49,275	0:49,730	0:50,552	0:49,551	0:49,714	0:50,528	0:49,940
Lap 14	0:49,431	0:49,616	0:49,331	0:49,348	0:49,356	0:49,459	0:49,877	0:49,786	0:49,957	0:50,449	0:49,949	0:49,832
Lap 15	0:49,474	0:50,282	0:49,842	0:49,340	0:49,369	0:50,238	0:49,629	0:49,984	0:49,581	0:49,671	0:50,722	0:49,733
Lap 16	0:49,545	0:50,256	0:50,233	0:50,010	0:49,990	0:50,587	0:49,738	0:49,986	0:50,416	0:50,187	0:50,902	0:49,830
Lap 17	0:49,536	0:50,452	0:50,391	0:50,764	0:50,706	0:50,670	0:49,886	0:49,940	0:49,424	0:49,757	0:50,076	0:49,720




DEUTSCHE KART-MEISTERSCHAFT

Round 2: 10 - 12 / 05 / 2019

PRO KART WACKERSDORF

DMSB




Raceland



DMSB-RegNr.:107/19

R 19 DJKM (OK-Junior) Race 1

Fahrername Driver	Magnussen Mickey	Julius-Bernhart Jannik	Inderfurth Luca	Stipits Tim	Skjellerup Marcus	Quondamcarlo Manuel	Rehm Maxim	Mustafa Dalvin	Karlisson William	Gregor Daniel
schnellste Runde in Runde	0:49,425 Rn. 17	0:49,493 Rn. 9	0:49,593 Rn. 8	0:50,354 Rn. 9	0:49,469 Rn. 10	0:49,709 Rn. 12	0:49,676 Rn. 8	0:50,496 Rn. 5	0:49,923 Rn. 3	
Speed	86,7 km/h	86,6 km/h	86,4 km/h	85,1 km/h	86,6 km/h	86,2 km/h	86,2 km/h	84,8 km/h	85,8 km/h	
Lap 1	0:57,487	0:59,829	0:57,320	0:58,175	0:57,524	0:56,749	0:56,069	0:56,468	0:52,753	
Lap 2	0:50,983	0:51,316	0:51,759	0:52,067	0:51,589	0:51,451	0:51,670	1:00,815	0:50,342	
Lap 3	0:50,826	0:50,237	0:50,209	0:50,632	0:51,052	0:50,631	0:50,414	0:51,208	0:49,923	
Lap 4	0:51,444	0:50,163	0:50,783	0:50,973	0:50,677	0:51,212	0:50,065	0:50,502		
Lap 5	0:52,202	0:51,054	0:50,891	0:50,862	0:50,591	0:50,955	0:52,567	0:50,496		
Lap 6	0:51,604	0:51,751	0:51,813	0:51,811	0:50,319	0:51,824	0:51,723			
Lap 7	0:50,103	0:49,966	0:50,248	0:50,377	0:50,402	0:49,936	0:49,957			
Lap 8	0:50,204	0:49,831	0:49,593	0:50,505	0:49,720	0:49,915	0:49,676			
Lap 9	0:49,589	0:49,493	0:49,763	0:50,354	0:50,371	0:49,805	0:50,584			
Lap 10	0:54,303	0:53,737	0:54,097	0:52,357	0:49,469	0:50,046				
Lap 11	0:50,337	0:49,876	0:50,355	0:50,665	0:50,433	0:49,960				
Lap 12	0:49,838	0:49,938	0:49,889	0:50,613	0:49,485	0:49,709				
Lap 13	0:49,563	0:49,685	0:49,858	0:50,600	0:50,707	0:49,824				
Lap 14	0:49,562	0:49,826	0:49,954	0:50,594						
Lap 15	0:49,640	0:49,692	0:49,963	0:50,647						
Lap 16	0:49,467	0:49,899	0:49,876	0:50,385						
Lap 17	0:49,425	0:49,971	0:49,780	0:50,530						




DEUTSCHE KART-MEISTERSCHAFT

Round 2: 10 - 12 / 05 / 2019

PRO KART WACKERSDORF

DMSB-RegNr.:107/19

R 19 DJKM (OK-Junior) Race 1

Ziel		Sektion 1		Sektion 2		Sektion 3	
Fahrername	Zeit	Fahrername	Zeit	Fahrername	Zeit	Fahrername	Zeit
1 146 De Haan,Robert	0:49,073	146 De Haan,Robert		146 De Haan,Robert		146 De Haan,Robert	0:15,208
2 119 Tanggaard,Emil	0:49,186	132 Leistra,Luca		132 Leistra,Luca		117 Olsen,Elias	0:15,227
3 132 Leistra,Luca	0:49,192	139 Révész,Levente		139 Révész,Levente		139 Révész,Levente	0:15,260
4 139 Révész,Levente	0:49,209	129 Scionti,Enzo Riccardo		129 Scionti,Enzo Riccardo		115 Ried,Lenny	0:15,260
5 115 Ried,Lenny	0:49,245	106 Bergmeister,Jakob		106 Bergmeister,Jakob		108 Rauer,Fabio	0:15,266
6 113 Andronaco,Vincent	0:49,261	115 Ried,Lenny		115 Ried,Lenny		114 Magnussen,Mickey	0:15,267
7 117 Olsen,Elias	0:49,275	108 Rauer,Fabio		108 Rauer,Fabio		106 Bergmeister,Jakob	0:15,268
8 129 Scionti,Enzo Riccardo	0:49,285	124 Jakobsen,Mathias Bjerre		124 Jakobsen,Mathias Bjerre		165 Flack,Marcos	0:15,270
9 188 Schmitz,Marc	0:49,330	165 Flack,Marcos		165 Flack,Marcos		119 Tanggaard,Emil	0:15,271
10 116 Kristiansen,Marius	0:49,331	133 Ringdahl,Neo		133 Ringdahl,Neo		129 Scionti,Enzo Riccardo	0:15,294
11 108 Rauer,Fabio	0:49,342	113 Andronaco,Vincent		113 Andronaco,Vincent		132 Leistra,Luca	0:15,300
12 106 Bergmeister,Jakob	0:49,349	112 Gröndahl,Torben		112 Gröndahl,Torben		124 Jakobsen,Mathias Bjerre	0:15,302
13 165 Flack,Marcos	0:49,365	109 Probst,Kaden		109 Probst,Kaden		130 Skjellerup,Marcus	0:15,305
14 133 Ringdahl,Neo	0:49,380	153 Haralampiev,Maksim		153 Haralampiev,Maksim		188 Schmitz,Marc	0:15,307
15 124 Jakobsen,Mathias Bjerre	0:49,394	116 Kristiansen,Marius		116 Kristiansen,Marius		153 Haralampiev,Maksim	0:15,308
16 174 Ducoffre,Paul	0:49,424	188 Schmitz,Marc		188 Schmitz,Marc		141 Rieberer,Paul	0:15,329
17 114 Magnussen,Mickey	0:49,425	119 Tanggaard,Emil		119 Tanggaard,Emil		181 Ouziel,Andrey	0:15,345
18 109 Probst,Kaden	0:49,431	117 Olsen,Elias		117 Olsen,Elias		113 Andronaco,Vincent	0:15,347
19 112 Gröndahl,Torben	0:49,434	152 Scheef,Emil		152 Scheef,Emil		109 Probst,Kaden	0:15,350
20 130 Skjellerup,Marcus	0:49,469	135 Testa,Rodrigo de Sousa		135 Testa,Rodrigo de Sousa		133 Ringdahl,Neo	0:15,351
21 125 Julius-Bernhart,Janmik	0:49,493	174 Ducoffre,Paul		174 Ducoffre,Paul		174 Ducoffre,Paul	0:15,359
22 135 Testa,Rodrigo de Sousa	0:49,512	181 Ouziel,Andrey		181 Ouziel,Andrey		116 Kristiansen,Marius	0:15,360
23 153 Haralampiev,Maksim	0:49,585	128 Jaromin,David		128 Jaromin,David		125 Julius-Bernhart,Janmik	0:15,382
24 155 Inderfurth,Luca	0:49,593	141 Rieberer,Paul		141 Rieberer,Paul		111 Rehm,Maxim	0:15,387
25 152 Scheef,Emil	0:49,629	114 Magnussen,Mickey		114 Magnussen,Mickey		135 Testa,Rodrigo de Sousa	0:15,389
26 181 Ouziel,Andrey	0:49,671	125 Julius-Bernhart,Janmik		125 Julius-Bernhart,Janmik		112 Gröndahl,Torben	0:15,397
27 111 Rehm,Maxim	0:49,676	155 Inderfurth,Luca		155 Inderfurth,Luca		155 Inderfurth,Luca	0:15,402
28 141 Rieberer,Paul	0:49,681	163 Stipits,Tim		163 Stipits,Tim		152 Scheef,Emil	0:15,421
29 138 Quondamcarlo,Manuel	0:49,709	130 Skjellerup,Marcus		130 Skjellerup,Marcus		138 Quondamcarlo,Manuel	0:15,421
30 128 Jaromin,David	0:49,738	138 Quondamcarlo,Manuel		138 Quondamcarlo,Manuel		128 Jaromin,David	0:15,453
31 144 Karlsson,William	0:49,923	111 Rehm,Maxim		111 Rehm,Maxim		163 Stipits,Tim	0:15,455
32 163 Stipits,Tim	0:50,354	142 Mustafa,Dalvin		142 Mustafa,Dalvin		144 Karlsson,William	0:15,479
33 142 Mustafa,Dalvin	0:50,496	144 Karlsson,William		144 Karlsson,William		142 Mustafa,Dalvin	0:15,715
34 175 Gregor,Daniel		175 Gregor,Daniel		175 Gregor,Daniel		175 Gregor,Daniel	






DEUTSCHE KART-MEISTERSCHAFT

PRO KART WACKERSDORF

Round 2: 10 - 12 / 05 / 2019

Raceland

DMSB

DMSB-RegNr.:107/19

R 19 DJKM (OK-Junior) Race 1

Die schnellsten Zeiten

Ort	Nr. Fahrername	Zeit	Streckenl.	ø Speed
Ziel	146 De Haan,Robert	0:49,073	1190 m	87,3 km/h
Sektion 1		0:00,000	452 m	0,0 km/h
Sektion 2		0:00,000	368 m	0,0 km/h
Sektion 3	146 De Haan,Robert	0:15,208	370 m	87,6 km/h

	Smr.146 De Haan,Robert NLD ENERGY CORSE S.R.L. theoretisch mögliche Bestzeit 0:15,208		Smr.132 Leistra,Luca BEL RS Schumacher Racing Team theoretisch mögliche Bestzeit 0:15,300		Smr.139 Révész,Levente HUN KR MOTORSPORT SRL theoretisch mögliche Bestzeit 0:15,260		Smr.129 Scionti,Enzo Riccardo USA Ward Racing theoretisch mögliche Bestzeit 0:15,294		Smr.106 Bergmeister,Jakob DEU Millennium Racing Team theoretisch mögliche Bestzeit 0:15,268			
	Ziel	Sektion 1	Sektion 2	Sektion 3	Ziel	Sektion 1	Sektion 2	Sektion 3	Ziel	Sektion 1	Sektion 2	Sektion 3
best	0:49,073	0:15,208	0:49,192	0:15,300	0:49,209	0:15,260	0:49,285	0:15,294	0:49,349	0:15,268		
Runde 1	0:50,925	0:15,413	0:52,816	0:15,816	0:51,426	0:15,600	0:51,612	0:15,514	0:52,197	0:15,640		
Runde 2	0:50,002	0:15,481	0:50,225	0:15,578	0:50,324	0:15,634	0:50,137	0:15,514	0:50,273	0:15,595		
Runde 3	0:50,451	0:16,049	0:50,080	0:15,748	0:50,220	0:15,882	0:50,153	0:15,662	0:50,369	0:15,845		
Runde 4	0:49,909	0:15,427	0:50,033	0:15,515	0:50,304	0:15,489	0:49,902	0:15,431	0:51,463	0:16,256		
Runde 5	0:49,550	0:15,332	0:49,731	0:15,437	0:49,688	0:15,427	0:49,712	0:15,388	0:49,925	0:15,448		
Runde 6	0:49,568	0:15,311	0:49,691	0:15,399	0:49,666	0:15,377	0:49,692	0:15,388	0:49,761	0:15,428		
Runde 7	0:49,500	0:15,281	0:49,502	0:15,338	0:49,666	0:15,381	0:49,709	0:15,354	0:49,566	0:15,377		
Runde 8	0:49,172	0:15,248	0:49,457	0:15,387	0:49,389	0:15,325	0:49,394	0:15,316	0:49,510	0:15,400		
Runde 9	0:49,305	0:15,220	0:49,290	0:15,300	0:49,419	0:15,322	0:49,475	0:15,304	0:49,509	0:15,334		
Runde 10	0:49,166	0:15,254	0:49,343	0:15,343	0:49,348	0:15,305	0:49,376	0:15,354	0:49,539	0:15,427		
Runde 11	0:49,444	0:15,293	0:49,595	0:15,583	0:50,444	0:16,229	0:50,528	0:16,259	0:49,603	0:15,453		
Runde 12	0:49,274	0:15,241	0:49,357	0:15,347	0:49,647	0:15,287	0:50,058	0:15,363	0:49,536	0:15,372		
Runde 13	0:49,073	0:15,208	0:49,314	0:15,372	0:49,209	0:15,296	0:49,491	0:15,338	0:49,387	0:15,350		
Runde 14	0:49,100	0:15,242	0:49,695	0:15,730	0:49,364	0:15,532	0:49,358	0:15,320	0:49,372	0:15,357		
Runde 15	0:49,174	0:15,281	0:49,423	0:15,332	0:49,549	0:15,260	0:49,501	0:15,294	0:49,349	0:15,268		
Runde 16	0:49,180	0:15,268	0:49,192	0:15,332	0:49,217	0:15,332	0:49,285	0:15,307	0:49,375	0:15,323		
Runde 17	0:49,081	0:15,214	0:49,217	0:15,305	0:49,222	0:15,311	0:49,494	0:15,295	0:49,458	0:15,334		






DEUTSCHE KART-MEISTERSCHAFT

Round 2: 10 - 12 / 05 / 2019

PRO KART WACKERSDORF

Raceland

DMSB-RegNr.:107/19

R 19 DJKM (OK-Junior) Race 1

Die schnellsten Zeiten

Ort	Nr. Fahrername	Zeit	Streckenl.	Ø Speed
Ziel	146 De Haan,Robert	0:49,073	1190 m	87,3 km/h
Sektion 1		0:00,000	452 m	0,0 km/h
Sektion 2		0:00,000	368 m	0,0 km/h
Sektion 3	146 De Haan,Robert	0:15,208	370 m	87,6 km/h

	Smr.115 Ried,Lenny DEU Solgat Motorsport		Smr.108 Rauer,Fabio DEU RS Schumacher Racing Team		Smr.124 Jakobsen,Mathias Bjerre DNK TK Racing		Smr.165 Flack,Marcos AUS ENERGY CORSE S.R.L.		Smr.133 Ringdahl,Neo SWE Bamberger Karttracing	
	theoretisch mögliche Bestzeit	Ziel	theoretisch mögliche Bestzeit	Ziel	theoretisch mögliche Bestzeit	Ziel	theoretisch mögliche Bestzeit	Ziel	theoretisch mögliche Bestzeit	Ziel
best	0:49,245	0:15,260	0:49,342	0:15,266	0:49,394	0:15,302	0:49,365	0:15,270	0:49,380	0:15,351
Runde 1	0:54,481	0:16,197	0:52,658	0:15,710	0:55,045	0:16,129	0:54,881	0:15,945	0:53,337	0:15,593
Runde 2	0:50,658	0:15,621	0:50,216	0:15,513	0:50,662	0:15,597	0:50,513	0:15,556	0:50,235	0:15,474
Runde 3	0:50,144	0:15,582	0:49,979	0:15,566	0:50,231	0:15,649	0:50,062	0:15,543	0:49,886	0:15,443
Runde 4	0:50,211	0:15,503	0:51,150	0:16,009	0:50,047	0:15,591	0:50,436	0:15,487	0:50,629	0:15,999
Runde 5	0:49,749	0:15,465	0:51,009	0:15,532	0:49,699	0:15,471	0:49,989	0:15,452	0:50,264	0:15,474
Runde 6	0:49,599	0:15,394	0:49,959	0:15,483	0:49,658	0:15,373	0:49,586	0:15,346	0:49,776	0:15,450
Runde 7	0:49,737	0:15,332	0:49,801	0:15,409	0:49,784	0:15,418	0:50,028	0:15,458	0:49,842	0:15,450
Runde 8	0:49,523	0:15,308	0:49,572	0:15,342	0:49,498	0:15,344	0:49,679	0:15,419	0:49,649	0:15,506
Runde 9	0:49,486	0:15,325	0:49,342	0:15,315	0:49,889	0:15,302	0:49,549	0:15,329	0:49,380	0:15,360
Runde 10	0:49,369	0:15,318	0:49,380	0:15,324	0:49,394	0:15,347	0:49,365	0:15,334	0:49,581	0:15,490
Runde 11	0:49,474	0:15,373	0:49,587	0:15,425	0:49,764	0:15,428	0:49,608	0:15,489	0:50,152	0:15,481
Runde 12	0:49,807	0:15,661	0:49,738	0:15,421	0:49,732	0:15,616	0:49,535	0:15,336	0:50,554	0:16,379
Runde 13	0:49,245	0:15,349	0:49,594	0:15,349	0:49,395	0:15,438	0:49,398	0:15,318	0:49,456	0:15,351
Runde 14	0:49,498	0:15,260	0:50,055	0:15,367	0:49,485	0:15,369	0:49,529	0:15,355	0:49,715	0:15,373
Runde 15	0:49,377	0:15,312	0:49,381	0:15,288	0:49,614	0:15,410	0:49,435	0:15,323	0:49,576	0:15,457
Runde 16	0:49,254	0:15,269	0:49,459	0:15,280	0:49,569	0:15,356	0:49,656	0:15,270	0:49,534	0:15,376
Runde 17	0:49,400	0:15,379	0:49,552	0:15,266	0:50,084	0:15,820	0:49,954	0:15,894	0:50,184	0:16,106






DEUTSCHE KART-MEISTERSCHAFT

PRO KART WACKERSDORF

Round 2: 10 - 12 / 05 / 2019

DMSB

DMSB-RegNr.:107/19

R 19 DJKM (OK-Junior) Race 1

Die schnellsten Zeiten

Ort	Nr. Fahrername	Zeit	Streckentl.	ø Speed
Ziel	146 De Haan,Robert	0:49,073	1190 m	87,3 km/h
Sektion 1		0:00,000	452 m	0,0 km/h
Sektion 2		0:00,000	368 m	0,0 km/h
Sektion 3	146 De Haan,Robert	0:15,208	370 m	87,6 km/h

	Snr.113 Andronaco,Vincent DEU Team Hemkemeyer		Snr.112 Gröndahl,Torben DEU Team Hemkemeyer		Snr.109 Probst,Kaden NZL Darren Probst		Snr.153 Haralampjev,Maksim DEU Vailer Motorsport		Snr.116 Kristiansen,Marius DNK HK Motorsport	
	theoretisch mögliche Bestzeit	Ziel	theoretisch mögliche Bestzeit	Ziel	theoretisch mögliche Bestzeit	Ziel	theoretisch mögliche Bestzeit	Ziel	theoretisch mögliche Bestzeit	Ziel
best	0:15,347	0:49,261	0:15,397	0:49,434	0:15,350	0:49,431	0:15,308	0:49,585	0:15,360	0:49,331
Runde 1	0:15,347	0:55,578	0:15,397	0:53,703	0:15,350	0:55,799	0:15,308	0:55,489	0:15,360	0:54,237
Runde 2	0:15,347	0:50,756	0:15,397	0:50,207	0:15,350	0:50,899	0:15,308	0:51,107	0:15,360	0:50,681
Runde 3	0:15,347	0:50,179	0:15,397	0:50,105	0:15,350	0:50,538	0:15,308	0:50,644	0:15,360	0:50,556
Runde 4	0:15,347	0:51,403	0:15,397	0:53,957	0:15,350	0:51,029	0:15,308	0:50,915	0:15,360	0:52,256
Runde 5	0:15,347	0:50,982	0:15,397	0:50,873	0:15,350	0:50,814	0:15,308	0:51,890	0:15,360	0:53,548
Runde 6	0:15,347	0:49,705	0:15,397	0:50,068	0:15,350	0:49,893	0:15,308	0:50,027	0:15,360	0:50,570
Runde 7	0:15,347	0:49,513	0:15,397	0:49,851	0:15,350	0:49,902	0:15,308	0:49,806	0:15,360	0:49,909
Runde 8	0:15,347	0:49,742	0:15,397	0:50,119	0:15,350	0:49,909	0:15,308	0:49,670	0:15,360	0:49,723
Runde 9	0:15,347	0:49,375	0:15,397	0:49,986	0:15,350	0:50,180	0:15,308	0:49,769	0:15,360	0:50,082
Runde 10	0:15,347	0:49,389	0:15,397	0:49,465	0:15,350	0:49,540	0:15,308	0:49,661	0:15,360	0:49,765
Runde 11	0:15,347	0:49,359	0:15,397	0:49,502	0:15,350	0:49,741	0:15,308	0:49,903	0:15,360	0:49,581
Runde 12	0:15,347	0:49,421	0:15,397	0:49,486	0:15,350	0:49,725	0:15,308	0:49,837	0:15,360	0:49,384
Runde 13	0:15,347	0:49,300	0:15,397	0:49,439	0:15,350	0:49,607	0:15,308	0:49,585	0:15,360	0:49,511
Runde 14	0:15,347	0:49,421	0:15,397	0:49,527	0:15,350	0:49,431	0:15,308	0:49,616	0:15,360	0:49,331
Runde 15	0:15,347	0:49,261	0:15,397	0:49,434	0:15,350	0:49,474	0:15,308	0:50,282	0:15,360	0:49,842
Runde 16	0:15,347	0:49,342	0:15,397	0:49,595	0:15,350	0:49,545	0:15,308	0:50,256	0:15,360	0:50,233
Runde 17	0:15,347	0:49,263	0:15,397	0:49,449	0:15,350	0:49,536	0:15,308	0:50,452	0:15,360	0:50,391






DEUTSCHE KART-MEISTERSCHAFT

PRO KART WACKERSDORF

Round 2: 10 - 12 / 05 / 2019

DMSB

RaceLand


DMSB-RegNr.:107/19

R 19 DJKM (OK-Junior) Race 1

Die schnellsten Zeiten

Ort	Nr. Fahrername	Zeit	Streckl.	ø Speed
Ziel	146 De Haan,Robert	0:49,073	1190 m	87,3 km/h
Sektion 1		0:00,000	452 m	0,0 km/h
Sektion 2		0:00,000	368 m	0,0 km/h
Sektion 3	146 De Haan,Robert	0:15,208	370 m	87,6 km/h

	Stmr.188 Schmitz,Marc DEU Maxim Racing Sport theoretisch mögliche Bestzeit 0:15,307	Stmr.119 Tanggaard,Emil DNK HK Motorsport theoretisch mögliche Bestzeit 0:15,271	Stmr.117 Olsen,Elias DNK HK Motorsport theoretisch mögliche Bestzeit 0:15,227	Stmr.152 Scheef,Emil DNK Speedsupply theoretisch mögliche Bestzeit 0:15,421	Stmr.135 Testa,Rodrigo de Sousa PRT DR SRL theoretisch mögliche Bestzeit 0:15,389
best	Ziel Sektion 1 Sektion 2 Sektion 3	Ziel Sektion 1 Sektion 2 Sektion 3	Ziel Sektion 1 Sektion 2 Sektion 3	Ziel Sektion 1 Sektion 2 Sektion 3	Ziel Sektion 1 Sektion 2 Sektion 3
Runde 1	0:49,330 0:15,307 0:15,877	0:49,186 0:15,271 0:16,540	0:49,275 0:15,227 0:16,575	0:49,629 0:15,421 0:15,974	0:49,512 0:15,389 0:16,662
Runde 2	0:50,850 0:15,496 0:15,496	0:57,512 0:15,635 0:15,977	0:56,800 0:16,112 0:16,112	0:55,031 0:15,581 0:15,581	0:56,509 0:16,061 0:16,061
Runde 3	0:49,822 0:15,510 0:15,510	0:50,977 0:15,715 0:15,571	0:51,459 0:15,693 0:15,693	0:51,073 0:15,608 0:15,608	0:51,758 0:15,697 0:15,697
Runde 4	0:51,873 0:15,846 0:15,846	0:50,571 0:15,424 0:15,424	0:50,681 0:15,498 0:15,498	0:50,310 0:15,991 0:15,991	0:50,838 0:15,608 0:15,608
Runde 5	0:53,975 0:17,526 0:17,526	0:50,094 0:16,246 0:16,246	0:49,953 0:15,875 0:15,875	0:51,929 0:16,224 0:16,224	0:50,230 0:15,489 0:15,489
Runde 6	0:51,138 0:15,886 0:15,886	0:51,399 0:16,238 0:16,238	0:51,401 0:15,413 0:15,413	0:52,460 0:15,616 0:15,616	0:51,489 0:15,651 0:15,651
Runde 7	0:49,718 0:15,378 0:15,378	0:51,216 0:15,363 0:15,363	0:50,311 0:15,508 0:15,508	0:50,140 0:15,486 0:15,486	0:50,579 0:15,389 0:15,389
Runde 8	0:49,901 0:15,711 0:15,711	0:49,886 0:15,452 0:15,452	0:50,095 0:15,362 0:15,362	0:50,120 0:15,520 0:15,520	0:49,785 0:15,696 0:15,696
Runde 9	0:49,852 0:15,312 0:15,312	0:49,684 0:15,422 0:15,422	0:49,723 0:15,857 0:15,857	0:49,901 0:15,858 0:15,858	0:50,398 0:15,195 0:15,195
Runde 10	0:49,576 0:15,378 0:15,378	0:50,334 0:15,422 0:15,422	0:50,135 0:15,320 0:15,320	0:50,423 0:15,486 0:15,486	0:51,195 0:15,499 0:15,499
Runde 11	0:49,867 0:15,478 0:15,478	0:49,505 0:15,349 0:15,349	0:49,521 0:15,384 0:15,384	0:50,415 0:15,925 0:15,925	0:49,598 0:15,779 0:15,779
Runde 12	0:49,396 0:15,307 0:15,307	0:49,616 0:15,382 0:15,382	0:49,690 0:15,291 0:15,291	0:50,641 0:15,421 0:15,421	0:50,171 0:15,447 0:15,447
Runde 13	0:49,330 0:15,323 0:15,323	0:49,363 0:15,271 0:15,271	0:49,460 0:15,238 0:15,238	0:49,826 0:15,476 0:15,476	0:49,512 0:16,354 0:16,354
Runde 14	0:49,348 0:15,315 0:15,315	0:49,186 0:15,296 0:15,296	0:49,275 0:15,227 0:15,227	0:49,730 0:15,491 0:15,491	0:50,552 0:15,568 0:15,568
Runde 15	0:49,340 0:15,340 0:15,340	0:49,356 0:15,358 0:15,358	0:49,459 0:15,897 0:15,897	0:49,877 0:15,428 0:15,428	0:49,786 0:15,569 0:15,569
Runde 16	0:50,010 0:15,497 0:15,497	0:49,369 0:15,319 0:15,319	0:50,238 0:15,374 0:15,374	0:49,629 0:15,476 0:15,476	0:49,984 0:15,637 0:15,637
Runde 17	0:50,764 0:15,834 0:15,834	0:49,990 0:15,487 0:15,487	0:50,587 0:15,563 0:15,563	0:49,738 0:15,516 0:15,516	0:49,986 0:15,699 0:15,699
		0:50,706 0:15,748 0:15,748	0:50,670 0:15,563 0:15,563	0:49,886 0:15,516 0:15,516	0:49,940 0:15,699 0:15,699






DEUTSCHE KART-MEISTERSCHAFT

Round 2: 10 - 12 / 05 / 2019

PRO KART WACKERSDORF



DMSB-RegNr.:107/19

R 19 DJKM (OK-Junior) Race 1

Die schnellsten Zeiten

Ort	Nr. Fahrername	Zeit	Streckenl.	Ø Speed
Ziel	146 De Haan,Robert	0:49,073	1190 m	87,3 km/h
Sektion 1		0:00,000	452 m	0,0 km/h
Sektion 2		0:00,000	368 m	0,0 km/h
Sektion 3	146 De Haan,Robert	0:15,208	370 m	87,6 km/h

	Smr.174 Duoffre,Paul DEU CRG Keijzer racing		Smr.181 Ouziel,Andrey ARE ENERGY CORSE S.R.L.		Smr.128 Jaromin,David DEU SRP Racing Team		Smr.141 Rieberer,Paul AUT Hold Maranello Racing Team		Smr.114 Magnussen,Mickey DNK RS Competition	
	theoretisch mögliche Bestzeit	Ziel	theoretisch mögliche Bestzeit	Ziel	theoretisch mögliche Bestzeit	Ziel	theoretisch mögliche Bestzeit	Ziel	theoretisch mögliche Bestzeit	Ziel
best	0:49,424	0:15,359	0:49,671	0:15,345	0:49,738	0:15,453	0:49,681	0:15,329	0:49,425	0:15,267
Runde 1	0:57,400	0:16,970	0:57,521	0:16,851	0:55,790	0:16,187	0:57,500	0:17,290	0:57,487	0:16,633
Runde 2	0:51,157	0:15,698	0:51,456	0:15,649	0:50,944	0:15,726	0:52,344	0:15,766	0:50,983	0:15,701
Runde 3	0:50,355	0:15,572	0:50,738	0:15,520	0:50,369	0:15,689	0:50,604	0:15,633	0:50,826	0:15,696
Runde 4	0:51,328	0:16,492	0:50,639	0:15,936	0:51,006	0:15,796	0:50,298	0:15,452	0:51,444	0:15,833
Runde 5	0:50,562	0:15,630	0:50,446	0:15,437	0:51,973	0:16,001	0:51,585	0:15,766	0:52,202	0:15,567
Runde 6	0:51,978	0:15,615	0:51,082	0:15,503	0:51,049	0:15,538	0:51,793	0:15,933	0:51,604	0:15,509
Runde 7	0:50,557	0:16,162	0:49,843	0:15,369	0:50,090	0:15,533	0:50,234	0:15,503	0:50,103	0:15,673
Runde 8	0:49,737	0:15,381	0:49,829	0:15,455	0:50,226	0:15,663	0:49,882	0:15,383	0:50,204	0:15,360
Runde 9	0:49,698	0:15,525	0:50,273	0:15,575	0:49,982	0:15,465	0:49,681	0:15,428	0:49,589	0:15,356
Runde 10	0:50,171	0:15,454	0:50,849	0:15,552	0:50,188	0:15,453	0:50,759	0:15,485	0:54,303	0:15,846
Runde 11	0:49,799	0:15,488	0:49,694	0:15,443	0:50,357	0:15,517	0:50,077	0:15,574	0:50,337	0:15,475
Runde 12	0:49,914	0:15,602	0:49,852	0:15,467	0:49,738	0:15,496	0:49,985	0:15,394	0:49,838	0:15,352
Runde 13	0:49,551	0:15,443	0:49,714	0:15,432	0:50,528	0:16,022	0:49,940	0:15,486	0:49,563	0:15,295
Runde 14	0:49,957	0:15,403	0:50,449	0:15,408	0:49,949	0:15,636	0:49,832	0:15,462	0:49,562	0:15,378
Runde 15	0:49,581	0:15,518	0:49,671	0:15,345	0:50,722	0:15,619	0:49,733	0:15,460	0:49,640	0:15,303
Runde 16	0:50,416	0:15,878	0:50,187	0:15,811	0:50,902	0:16,309	0:49,830	0:15,424	0:49,467	0:15,267
Runde 17	0:49,424	0:15,359	0:49,757	0:15,419	0:50,076	0:15,582	0:49,720	0:15,329	0:49,425	0:15,322






DEUTSCHE KART-MEISTERSCHAFT

PRO KART WACKERSDORF

Round 2: 10 - 12 / 05 / 2019

Race 1

DMSB-RegNr.:10719

R 19 DJKM (OK-Junior) Race 1

Die schnellsten Zeiten

Ort	Nr. Fahrername	Zeit	Streckenl.	ø Speed
Ziel	146 De Haan,Robert	0:49,073	1190 m	87,3 km/h
Sektion 1		0:00,000	452 m	0,0 km/h
Sektion 2		0:00,000	368 m	0,0 km/h
Sektion 3	146 De Haan,Robert	0:15,208	370 m	87,6 km/h

	Smr.125 Julius-Bernhart,Jannik DEU SRP Racing Team theoretisch mögliche Bestzeit 0:15,382	Smr.155 Inderfurth,Luca DEU RL-Competition.com theoretisch mögliche Bestzeit 0:15,402	Smr.163 Stripits,Tim AUT KSCA SODI AUSTRIA TEAM theoretisch mögliche Bestzeit 0:15,455	Smr.130 Skjellerup,Marcus DNK RS Competition theoretisch mögliche Bestzeit 0:15,305	Smr.138 Quondamcarlo,Manuel ITA DR SRL theoretisch mögliche Bestzeit 0:15,421
best	0:49,493	0:49,593	0:15,402	0:49,469	0:49,709
Runde 1	0:59,829	0:57,320	0:16,983	0:57,524	0:56,749
Runde 2	0:51,316	0:51,759	0:15,721	0:51,589	0:51,451
Runde 3	0:50,237	0:50,209	0:15,543	0:51,052	0:50,631
Runde 4	0:50,163	0:50,783	0:16,173	0:50,677	0:51,212
Runde 5	0:51,054	0:50,891	0:15,457	0:50,591	0:50,955
Runde 6	0:51,751	0:51,813	0:15,520	0:50,319	0:51,824
Runde 7	0:49,966	0:50,248	0:15,913	0:50,402	0:49,936
Runde 8	0:49,831	0:49,593	0:15,402	0:49,720	0:49,915
Runde 9	0:49,493	0:49,763	0:15,485	0:50,371	0:49,805
Runde 10	0:53,737	0:54,097	0:15,582	0:49,469	0:50,046
Runde 11	0:49,876	0:50,355	0:15,449	0:50,433	0:50,960
Runde 12	0:49,938	0:49,889	0:15,468	0:50,613	0:50,432
Runde 13	0:49,685	0:49,858	0:15,448	0:49,485	0:49,709
Runde 14	0:49,826	0:49,954	0:15,494	0:50,707	0:49,824
Runde 15	0:49,692	0:49,963	0:15,694	0:15,585	
Runde 16	0:49,899	0:49,876	0:15,451	0:15,851	
Runde 17	0:49,971	0:49,780	0:15,460	0:15,572	
			0:15,445	0:15,592	
			0:50,530		
			0:15,616	0:15,660	0:15,543
			0:15,545	0:15,330	0:15,432
			0:15,874	0:16,393	0:15,540
			0:15,585		
			0:15,851		
			0:15,572		
			0:15,445		
			0:50,530		





DEUTSCHE KART-MEISTERSCHAFT

Round 2: 10 - 12 / 05 / 2019

PRO KART WACKERSDORF

DMSB

Raceland



DMSB-RegNr.:1071/19

R 19 DJKM (OK-Junior) Race 1

Die schnellsten Zeiten

Ort	Nr. Fahrername	Zeit	Streckenl.	Ø Speed
Ziel	146 De Haan,Robert	0:49,073	1190 m	87,3 km/h
Sektion 1		0:00,000	452 m	0,0 km/h
Sektion 2		0:00,000	368 m	0,0 km/h
Sektion 3	146 De Haan,Robert	0:15,208	370 m	87,6 km/h

	Smr.111 Rehm,Maxim DEU Rehm Racing	Smr.142 Mustafa,Dalvin DEU Gazmend Mustafa	Smr.144 Karlsson,William SWE Nika International	Smr.175 Gregor,Daniel DEU Junior TEAM75
	theoretisch mögliche Bestzeit 0:15,387	theoretisch mögliche Bestzeit 0:15,715	theoretisch mögliche Bestzeit 0:15,479	theoretisch mögliche Bestzeit 0:00,000
best	Ziel Sektion 1 0:49,676	Ziel Sektion 1 0:50,496	Ziel Sektion 1 0:49,923	Ziel Sektion 1 0:00,000
Runde 1	0:16,401	0:16,101	0:15,688	
Runde 2	0:16,149	0:18,912	0:15,505	
Runde 3	0:15,637	0:15,902	0:15,479	
Runde 4	0:50,065	0:15,797		
Runde 5	0:52,567	0:50,496		
Runde 6	0:51,723			
Runde 7	0:49,957			
Runde 8	0:49,676			
Runde 9	0:50,584			
Runde 10				
	Ziel Sektion 3 0:15,387	Ziel Sektion 3 0:15,715	Ziel Sektion 3 0:15,479	Ziel Sektion 3 0:00,000
	Ziel Sektion 2 0:15,828			Ziel Sektion 2 0:00,000
				Ziel Sektion 2 0:00,000
				Ziel Sektion 2 0:00,000



DMSB-RegNr:107/19



17	155	RL-Competition.com INDERFURTH Luca Startposition 33	17	181	ENERGY CORSE S.R.L. OUZIEL Andy Startposition 34
16	141	Hold Maranello Racing Team RIEBERER Paul Startposition 31	16	174	CRG Keijzer racing DUCOFFRE Paul Startposition 32
15	138	DR SRL QUONDAMCARLO Manuel Startposition 29	15	163	KSCA SODI AUSTRIA TEAM STIPITS Tim Startposition 30
14	119	HK Motorsport TANGGAARD Emil Startposition 27	14	125	SRP Racing Team JULIUS-BERNHART Jannik Startposition 28
13	111	Rehm Racing REHM Maxim Startposition 25	13	175	Junior TEAM75 GREGOR Daniel Startposition 26
12	114	RS Competition MAGNUSSEN Mickey Startposition 23	12	130	RS Competition SKJELLERUP Marcus Startposition 24
11	117	HK Motorsport OLSEN Elias Startposition 21	11	135	DR SRL TESTA Rodrigo de Sousa Startposition 22
10	113	Team Hemkemeyer ANDRONACO Vincent Startposition 19	10	128	SRP Racing Team JAROMIN David Startposition 20
9	188	Maxim Racing Sport SCHMITZ Marc Startposition 17	9	153	Valier Motorsport HARALAMPIEV Maksim Startposition 18
8	115	Solgar Motorsport RIED Lenny Startposition 15	8	165	ENERGY CORSE S.R.L. FLACK Marcos Startposition 16
7	109	Darren Probst PROBST Kaden Startposition 13	7	142	Gazmend Mustafa MUSTAFA Dalvin Startposition 14
6	152	Speedsupply SCHEEF Emil Startposition 11	6	116	HK Motorsport KRISTIANSEN Marius Startposition 12
5	133	Bamberger Karttracing RINGDAHL Neo Startposition 9	5	112	Team Hemkemeyer GRÖNDAHL Torben Startposition 10
4	144	Nika International KARLSSON William Startposition 7	4	108	RS Schumacher Racing Team RAUER Fabio Startposition 8
3	129	Ward Racing SCIONTI Enzo Riccardo Startposition 5	3	124	TK Racing JAKOBSEN Mathias Bjerre Startposition 6
2	139	KR MOTORSPORT SRL RÉVÉSZ Levente Startposition 3	2	106	Millennium Racing Team BERGMEISTER Jakob Startposition 4
1	146	ENERGY CORSE S.R.L. DE HAAN Robert Startposition 1	1	132	RS Schumacher Racing Team LEISTRA Luca Startposition 2



Starting Grid R 19 DJKM (OK-Junior) Race 1

Rennen 19

Warm Up DJKM (OK-Junior)

Strecke / track: 1190m

started: 34 classified: 34 not classified: 0

Pos	Str. Nr.	Fahrer / Driver	Nation	Bewerber/Sponsor	Nation	Lizenz / Lizenz	Chassis/Motor/Reifen	Runden Laps	Differenz	Abstand Gap	beste Runde best Lap	in N. in L.	o. beschw. e Speed
1	139	RÉVÉSZ, Levente	HUN	KR MOTORSPORT SRL	ITA	5746 436754	KR / Parilla / Vega	11			0:49,061	10	87,3 km/h
2	146	DE HAAN, Robert	NLD	ENERGY CORSE S.R.L.	ITA	40204 295423	Energy / TM / Vega	9	0:00,038	0:00,038	0:49,099	6	87,3 km/h
3	129	SCIONTI, Enzo Riccardo	USA	Ward Racing	SWE	D 1845 SK 19 JR-C 102	Tony Kart / Vortex / Vega	11	0:00,177	0:00,139	0:49,238	9	87,0 km/h
4	117	OLSEN, Elias	DNK	HK Motorsport	DNK	67563 81330	Kart Republic / IAME / Vega	11	0:00,193	0:00,016	0:49,254	11	87,0 km/h
5	132	LEISTRA, Luca	BEL	RS Schumacher Racing Team	DEU	909365 KBF1067587	IPK Praga / IAME / Vega	11	0:00,222	0:00,029	0:49,283	10	86,9 km/h
6	114	MAGNUSSEN, Mickey	DNK	RS Competition	DNK	57430 36053	Tony Kart / Vortex / Vega	11	0:00,305	0:00,083	0:49,366	10	86,8 km/h
7	144	KARLSSON, William	SWE	Nika International	SWE	200510185871 222	Esprit / Vortex / Vega	11	0:00,312	0:00,007	0:49,373	10	86,8 km/h
8	124	JAKOBSEN, Mathias Bjørn	DNK	TK Racing	DNK	74056 52208	FA Kart / TM / Vega	11	0:00,348	0:00,036	0:49,409	9	86,7 km/h
9	108	RAUER, Fabio	DEU	RS Schumacher Racing Team	DEU	JKC1164921 KBF1067587	Praga / IAME / Vega	11	0:00,359	0:00,011	0:49,420	9	86,7 km/h
10	165	FLACK, Marcos	AUS	ENERGY CORSE S.R.L.	ITA	371531 295423	Energy / TM / Vega	11	0:00,380	0:00,021	0:49,441	9	86,6 km/h
11	130	SKJELLERUP, Marcus	DNK	RS Competition	DNK	63503 36053	Tony Kart / Vortex / Vega	11	0:00,388	0:00,008	0:49,449	7	86,6 km/h
12	112	GRÖNDAHL, Torben	DEU	Team Hemkemeyer	DEU	JKC11774061 KBF1079090	Intrepid / IAME / Vega	11	0:00,416	0:00,028	0:49,477	9	86,6 km/h
13	113	ANDRONACO, Vincent	DEU	Team Hemkemeyer	DEU	JKC1160869 KBF1079090	Intrepid / IAME / Vega	11	0:00,480	0:00,064	0:49,541	9	86,5 km/h
14	115	RIED, Lenny	DEU	Solgat Motorsport	DEU	JKC1173160 KBF1079882	Birel Art / TM / Vega	10	0:00,480	0:00,000	0:49,541	10	86,5 km/h
15	111	REHM, Maxim	DEU	Rehm Racing	DEU	JKC1163971 KBF1044805	CRG / TM / Vega	11	0:00,497	0:00,017	0:49,558	9	86,4 km/h
16	106	BERGMEISTER, Jakob	DEU	Millennium Racing Team	DEU	JKC1156048 KBF1095578	Tony Kart / Vortex / Vega	10	0:00,517	0:00,020	0:49,578	10	86,4 km/h
17	175	GREGOR, Daniel	DEU	Junior TEAM75	DEU	JKC1168157 KBF1154079	Kart Republic / IAME / Vega	11	0:00,533	0:00,016	0:49,594	9	86,4 km/h
18	135	TESTA, Rodrigo de Sousa	PRT	DR SRL	ITA	PT19/0317 296449	DR / Modena / Vega	11	0:00,560	0:00,027	0:49,621	7	86,3 km/h
19	133	RINGDAHL, Neo	SWE	Bamberger Karttracing	DEU	20060328569 KBF1197896	Luxor / LKE / Vega	9	0:00,587	0:00,027	0:49,648	7	86,3 km/h
20	174	DUCCOFFRE, Paul	DEU	CRG Keijzer racing	NLD	JKC1183496 28613	CRG / TM / Vega	11	0:00,613	0:00,026	0:49,674	9	86,2 km/h
21	138	QUONDAMCARLO, Manu	ITA	DR SRL	ITA	370486 296449	DR / Modena / Vega	11	0:00,616	0:00,003	0:49,677	9	86,2 km/h
22	119	TANGGAARD, Emil	DNK	HK Motorsport	DNK	66542 81330	Kart Republic / TM / Vega	11	0:00,629	0:00,013	0:49,690	11	86,2 km/h
23	109	PROBST, Kaden	NZL	Darren Probst	NZL	NZL 148 148E	Tony Kart / Vortex / Vega	11	0:00,685	0:00,056	0:49,746	9	86,1 km/h
24	153	HARALAMPIEV, Maksim	DEU	Valier Motorsport	DEU	JKC1169591 KBF1063735	SODI / Iame / Vega	11	0:00,698	0:00,013	0:49,759	7	86,1 km/h
25	116	KRISTIANSEN, Marius	DNK	HK Motorsport	DNK	66433 81330	Kart Republic / IAME / Vega	11	0:00,757	0:00,059	0:49,818	8	86,0 km/h
26	141	RIEBERER, Paul	AUT	Hold Maranello Racing Team	AUT	JK2062 BK 003	Maranello / TM / Vega	11	0:00,820	0:00,063	0:49,881	9	85,9 km/h
27	142	MUSTAFA, Dalvin	DEU	Gazmend Mustafa	DEU	JKC1173436 BEK1199671	Tony Kart / IAME / Vega	11	0:00,849	0:00,029	0:49,910	9	85,8 km/h
28	125	JULIUS-BERNHART, Janr	DEU	SRP Racing Team	DEU	JKC1136143 KBF1156791	Maranello / TM / Vega	11	0:00,951	0:00,102	0:50,012	11	85,7 km/h
29	128	JAROMIN, David	DEU	SRP Racing Team	DEU	JKC1176826 KBF1156791	Maranello / TM / Vega	11	0:00,970	0:00,019	0:50,031	6	85,6 km/h
30	181	OUZIEL, Andrey	ARE	ENERGY CORSE S.R.L.	ITA	K19 036 295423	Energy / TM / Vega	11	0:01,049	0:00,079	0:50,110	9	85,5 km/h
31	152	SCHEEF, Emil	DNK	Speedsupply	DNK	66544 61513	Hoose / IAME / Vega	10	0:01,057	0:00,008	0:50,118	7	85,5 km/h
32	163	STIPITS, Tim	AUT	KSCA SODI AUSTRIA TEAM	AUT	JK2060 BK108	SODIKART / IAME / Vega	6	0:01,349	0:00,292	0:50,410	5	85,0 km/h
33	188	SCHMITZ, Marc	DEU	Maxim Racing Sport	DEU	JKC1167039 KBF1167038	Esprit / Vortex / Vega	8	0:01,451	0:00,102	0:50,512	7	84,8 km/h
34	155	INDERFURTH, Luca	DEU	RL-Competition.com	DEU	JK1174117 KBF1132168	CRG / TM / Vega	3	0:01,455	0:00,004	0:50,516	2	84,8 km/h

Rennleitung: Volker Ehekircher Racedirektor: Horst Seidel

Sportkommissare: Nikolas Spaderna / Ulrich Bell / Franz-Josef Serr

Techn. Kommissare: Hans-Jürgen Dangers / A. Sengpiel / M. Grasshoff / C. Schmidt / J. Lawinger / M. Ambrosius

Zeitnahme: KART-DATA timing service Franz Schieszler






DEUTSCHE KART-MEISTERSCHAFT

Round 2: 10 - 12 / 05 / 2019

PRO KART WACKERSDORF



DMSB-RegNr:107/19

Warm Up DJKM (OK-Junior)

Fahrername Driver	Révész Levente	De Haan Robert	Scionti Enzo Riccardo	Olsen Elias	Leistra Luca	Magnussen Mickey	Karlisson William	Jakobsen Mathias Bjerre	Rauer Fabio	Flack Marcos	Skjellerup Marcus	Gröndahl Torben
schnellste Runde in Runde	0:49,061 Rn. 10	0:49,099 Rn. 6	0:49,238 Rn. 9	0:49,254 Rn. 11	0:49,283 Rn. 10	0:49,366 Rn. 10	0:49,373 Rn. 10	0:49,409 Rn. 9	0:49,420 Rn. 9	0:49,441 Rn. 9	0:49,449 Rn. 7	0:49,477 Rn. 9
Speed	87,3 km/h	87,3 km/h	87,0 km/h	87,0 km/h	86,9 km/h	86,8 km/h	86,8 km/h	86,7 km/h	86,7 km/h	86,6 km/h	86,6 km/h	86,6 km/h
Lap 1	0:51,287	2:17,041	0:51,339	0:51,333	0:51,588	0:51,473	0:50,845	0:51,786	0:51,497	0:51,802	0:51,229	0:51,747
Lap 2	0:49,814	0:50,091	0:50,128	0:50,458	0:50,015	0:50,484	0:49,994	0:51,548	0:50,371	0:50,003	0:50,251	0:50,714
Lap 3	0:49,595	0:49,517	0:49,712	0:49,924	0:49,651	0:49,838	0:49,610	0:49,896	0:50,142	0:49,912	0:49,943	0:50,269
Lap 4	0:49,501	0:49,216	0:49,724	0:50,014	0:49,696	0:51,171	0:49,565	0:50,168	0:51,222	0:49,847	0:50,149	0:50,378
Lap 5	0:49,276	0:49,182	0:49,770	0:49,901	0:49,640	0:50,643	0:49,604	0:49,678	0:49,752	0:50,285	0:49,562	0:49,876
Lap 6	0:49,482	0:49,099	0:49,298	0:50,143	0:49,461	0:49,765	0:49,492	0:50,052	0:49,676	0:49,970	0:49,701	0:50,624
Lap 7	0:49,251	0:49,454	0:49,636	0:49,512	0:49,482	0:49,626	0:49,513	0:49,576	0:49,505	0:49,588	0:49,449	0:49,721
Lap 8	0:49,122	1:28,288	0:49,676	0:49,442	0:49,853	0:49,709	0:49,664	0:49,491	0:49,603	0:49,508	0:49,652	0:49,578
Lap 9	0:49,106	0:49,907	0:49,238	0:49,439	0:49,305	0:49,518	0:49,375	0:49,409	0:49,420	0:49,441	0:49,940	0:49,477
Lap 10	0:49,061	0:49,471	0:49,471	0:49,588	0:49,283	0:49,366	0:49,373	0:49,566	0:49,528	0:49,669	0:49,586	0:49,656
Lap 11	0:49,141	0:49,369	0:49,369	0:49,254	0:49,452	0:49,415	0:49,678	0:49,591	0:49,950	0:49,557	0:51,132	0:50,633






DEUTSCHE KART-MEISTERSCHAFT

Round 2: 10 - 12 / 05 / 2019

PRO KART WACKERSDORF

RaceLand



DMSB

DMSB-RegNr:107/19

Warm Up DJKM (OK-Junior)

Fahrername Driver	Andronaco Vincent	Ried Lenny	Rehm Maxim	Bergmeister Jakob	Gregor Daniel	Rodrigo de Sousa	Ringdahl Neo	Ducoffre Paul	Quondamcarlo Manuel	Tanggaard Emil	Probst Kaden	Haralampiev Maksim
schnellste Runde in Runde	0:49,541 Rn. 9	0:49,541 Rn. 10	0:49,558 Rn. 9	0:49,578 Rn. 10	0:49,594 Rn. 9	0:49,621 Rn. 7	0:49,648 Rn. 7	0:49,674 Rn. 9	0:49,677 Rn. 9	0:49,690 Rn. 11	0:49,746 Rn. 9	0:49,759 Rn. 7
Speed	86,5 km/h	86,5 km/h	86,4 km/h	86,4 km/h	86,4 km/h	86,3 km/h	86,3 km/h	86,2 km/h	86,2 km/h	86,2 km/h	86,1 km/h	86,1 km/h
Lap 1	0:50,931	0:53,951	0:51,000	0:50,444	0:51,242	0:51,487	0:51,255	0:51,890	0:52,014	0:51,456	0:51,954	0:51,223
Lap 2	0:50,181	0:54,888	0:50,667	0:49,990	0:49,989	0:50,135	0:50,080	0:51,198	0:50,915	0:50,767	0:50,566	0:50,223
Lap 3	0:50,095	1:35,149	0:49,927	0:50,847	0:50,017	0:50,351	0:50,091	0:50,968	0:50,557	0:50,347	0:50,183	0:50,178
Lap 4	0:49,866	0:50,325	0:54,077	0:49,785	0:49,975	0:50,900	0:51,243	0:50,338	0:50,211	0:50,456	0:50,878	0:50,101
Lap 5	0:49,748	0:49,862	0:50,686	0:49,825	0:49,885	0:50,088	0:50,172	0:50,208	0:50,663	0:50,383	0:51,436	0:49,787
Lap 6	0:51,519	0:49,654	0:49,870	0:49,765	0:49,749	0:49,905	0:50,014	0:51,233	0:50,301	0:49,915	0:49,836	0:49,849
Lap 7	0:49,708	0:50,399	0:49,653	0:49,634	0:49,730	0:49,621	0:49,648	0:49,870	0:50,045	0:49,702	0:49,918	0:49,759
Lap 8	0:49,673	0:49,893	0:49,786	0:49,886	0:49,719	0:49,943	0:49,808	0:50,272	0:49,828	0:49,741	0:49,971	0:49,907
Lap 9	0:49,541	0:49,998	0:49,558	0:49,606	0:49,594	0:49,755	0:50,478	0:49,674	0:49,677	0:49,702	0:49,746	0:49,840
Lap 10	0:49,560	0:49,541	0:49,653	0:49,578	0:49,649	0:51,317		0:49,923	0:50,276	0:49,810	0:49,836	0:49,942
Lap 11	0:49,607		0:50,084		0:49,646	0:49,910		0:49,881	0:50,046	0:49,690	0:50,037	0:50,017






DEUTSCHE KART-MEISTERSCHAFT

Round 2: 10 - 12 / 05 / 2019

PRO KART WACKERSDORF

RaceLand




DMSB

DMSB-RegNr.:107/19

Warm Up DJKM (OK-Junior)

Fahrername Driver	Kristiansen Marius	Rieberer Paul	Mustafa Dalvin	Julius-Bernhart Jannik	Jaromin David	Ouziel Andrey	Scheef Emil	Stripits Tim	Schmitz Marc	Inderfurth Luca
schnellste Runde in Runde	0:49,818 Rn. 8	0:49,881 Rn. 9	0:49,910 Rn. 9	0:50,012 Rn. 11	0:50,031 Rn. 6	0:50,110 Rn. 9	0:50,118 Rn. 7	0:50,410 Rn. 5	0:50,512 Rn. 7	0:50,516 Rn. 2
Speed	86,0 km/h	85,9 km/h	85,8 km/h	85,7 km/h	85,6 km/h	85,5 km/h	85,5 km/h	85,0 km/h	84,8 km/h	84,8 km/h
Lap 1	0:52,070	0:51,371	0:52,239	0:52,468	0:51,267	0:53,015	0:51,446	0:54,503	0:55,229	0:52,071
Lap 2	0:51,201	0:50,826	0:50,804	0:51,542	0:51,892	0:51,378	0:51,508	0:51,608	1:21,544	0:50,516
Lap 3	0:50,696	0:50,300	0:50,760	0:51,186	0:50,520	0:50,497	0:50,716	0:50,602	0:56,826	0:50,552
Lap 4	0:50,851	0:50,163	0:51,141	0:50,656	0:50,135	0:50,719	0:51,796	0:50,454	1:28,196	
Lap 5	0:50,121	0:50,104	0:50,301	0:50,821	0:50,338	0:50,335	1:29,879	0:50,410	0:52,331	
Lap 6	0:50,107	0:50,122	0:49,996	0:50,654	0:50,031	0:50,323	0:50,213	0:52,427	1:28,189	
Lap 7	0:49,964	0:50,129	0:50,067	0:50,397	0:50,333	0:50,340	0:50,118		0:50,512	
Lap 8	0:49,818	0:50,059	0:50,367	0:50,888	0:50,775	0:50,284	0:50,147		0:51,955	
Lap 9	0:49,913	0:49,881	0:49,910	0:50,325	0:50,315	0:50,110	0:50,156			
Lap 10	0:50,165	0:50,134	0:50,396	0:50,216	0:50,448	0:50,223	0:50,698			
Lap 11	0:50,744	0:50,119	0:51,998	0:50,012	0:50,143	0:50,186				



DMSB-RegNr.:107/19

Warm Up DDKM (OK-Junior)

Ziel			Sektion 1			Sektion 2			Sektion 3		
Fahrername	Zeit	Fahrername	Zeit	Fahrername	Zeit	Fahrername	Zeit	Fahrername	Zeit		
1 139 Révész,Levente	0:49,061	146 De Haan,Robert	0:18,007	139 Révész,Levente	0:15,774	139 Révész,Levente	0:15,169	139 Révész,Levente	0:15,169		
2 146 De Haan,Robert	0:49,099	132 Leistra,Luca	0:18,012	132 Leistra,Luca	0:15,811	146 De Haan,Robert	0:15,192	146 De Haan,Robert	0:15,192		
3 129 Scionti,Enzo Riccardo	0:49,238	139 Révész,Levente	0:18,028	146 De Haan,Robert	0:15,839	129 Scionti,Enzo Riccardo	0:15,216	129 Scionti,Enzo Riccardo	0:15,216		
4 117 Olsen,Elias	0:49,254	129 Scionti,Enzo Riccardo	0:18,035	108 Rauer,Fabio	0:15,874	117 Olsen,Elias	0:15,238	117 Olsen,Elias	0:15,238		
5 132 Leistra,Luca	0:49,283	133 Ringdahl,Neo	0:18,072	114 Magnussen,Mickey	0:15,877	114 Magnussen,Mickey	0:15,247	114 Magnussen,Mickey	0:15,247		
6 114 Magnussen,Mickey	0:49,366	117 Olsen,Elias	0:18,079	117 Olsen,Elias	0:15,890	144 Karlsson,William	0:15,261	144 Karlsson,William	0:15,261		
7 144 Karlsson,William	0:49,373	112 Gründahl,Torben	0:18,100	144 Karlsson,William	0:15,903	130 Skjellerup,Marcus	0:15,283	130 Skjellerup,Marcus	0:15,283		
8 124 Jakobsen,Mathias Bjerre	0:49,409	165 Flack,Marcos	0:18,115	111 Rehm,Maxim	0:15,910	132 Leistra,Luca	0:15,286	132 Leistra,Luca	0:15,286		
9 108 Rauer,Fabio	0:49,420	124 Jakobsen,Mathias Bjerre	0:18,141	124 Jakobsen,Mathias Bjerre	0:15,918	108 Rauer,Fabio	0:15,301	108 Rauer,Fabio	0:15,301		
10 165 Flack,Marcos	0:49,441	111 Rehm,Maxim	0:18,143	135 Testa,Rodrigo de Sousa	0:15,927	124 Jakobsen,Mathias Bjerre	0:15,302	124 Jakobsen,Mathias Bjerre	0:15,302		
11 130 Skjellerup,Marcus	0:49,449	144 Karlsson,William	0:18,144	113 Andronaco,Vincent	0:15,937	115 Ried,Lenny	0:15,314	115 Ried,Lenny	0:15,314		
12 112 Gründahl,Torben	0:49,477	109 Probst,Kaden	0:18,147	130 Skjellerup,Marcus	0:15,952	153 Haralampiev,Maksim	0:15,324	153 Haralampiev,Maksim	0:15,324		
13 113 Andronaco,Vincent	0:49,541	115 Ried,Lenny	0:18,150	129 Scionti,Enzo Riccardo	0:15,954	165 Flack,Marcos	0:15,342	165 Flack,Marcos	0:15,342		
14 115 Ried,Lenny	0:49,541	106 Bergmeister,Jakob	0:18,158	106 Bergmeister,Jakob	0:15,954	106 Bergmeister,Jakob	0:15,349	106 Bergmeister,Jakob	0:15,349		
15 111 Rehm,Maxim	0:49,558	130 Skjellerup,Marcus	0:18,161	112 Gründahl,Torben	0:15,957	111 Rehm,Maxim	0:15,359	111 Rehm,Maxim	0:15,359		
16 106 Bergmeister,Jakob	0:49,578	113 Andronaco,Vincent	0:18,167	174 Ducoffre,Paul	0:15,964	116 Kristiansen,Marius	0:15,361	116 Kristiansen,Marius	0:15,361		
17 175 Gregor,Daniel	0:49,594	114 Magnussen,Mickey	0:18,174	115 Ried,Lenny	0:15,979	175 Gregor,Daniel	0:15,368	175 Gregor,Daniel	0:15,368		
18 135 Testa,Rodrigo de Sousa	0:49,621	175 Gregor,Daniel	0:18,176	165 Flack,Marcos	0:15,981	119 Tanggaard,Emil	0:15,371	119 Tanggaard,Emil	0:15,371		
19 133 Ringdahl,Neo	0:49,648	138 Quondamcarlo,Manuel	0:18,178	153 Haralampiev,Maksim	0:15,994	112 Gründahl,Torben	0:15,378	112 Gründahl,Torben	0:15,378		
20 174 Ducoffre,Paul	0:49,674	108 Rauer,Fabio	0:18,196	119 Tanggaard,Emil	0:16,000	109 Probst,Kaden	0:15,392	109 Probst,Kaden	0:15,392		
21 138 Quondamcarlo,Manuel	0:49,677	119 Tanggaard,Emil	0:18,209	142 Mustafa,Dalvin	0:16,010	138 Quondamcarlo,Manuel	0:15,398	138 Quondamcarlo,Manuel	0:15,398		
22 119 Tanggaard,Emil	0:49,690	116 Kristiansen,Marius	0:18,234	175 Gregor,Daniel	0:16,020	113 Andronaco,Vincent	0:15,402	113 Andronaco,Vincent	0:15,402		
23 109 Probst,Kaden	0:49,746	135 Testa,Rodrigo de Sousa	0:18,239	133 Ringdahl,Neo	0:16,038	135 Testa,Rodrigo de Sousa	0:15,432	135 Testa,Rodrigo de Sousa	0:15,432		
24 153 Haralampiev,Maksim	0:49,759	174 Ducoffre,Paul	0:18,269	141 Rieberer,Paul	0:16,052	174 Ducoffre,Paul	0:15,433	174 Ducoffre,Paul	0:15,433		
25 116 Kristiansen,Marius	0:49,818	153 Haralampiev,Maksim	0:18,285	109 Probst,Kaden	0:16,070	141 Rieberer,Paul	0:15,442	141 Rieberer,Paul	0:15,442		
26 141 Rieberer,Paul	0:49,881	181 Ouziel,Andrey	0:18,297	138 Quondamcarlo,Manuel	0:16,101	142 Mustafa,Dalvin	0:15,470	142 Mustafa,Dalvin	0:15,470		
27 142 Mustafa,Dalvin	0:49,910	125 Julius-Bernhart,Jannik	0:18,311	152 Scheef,Emil	0:16,106	152 Scheef,Emil	0:15,480	152 Scheef,Emil	0:15,480		
28 125 Julius-Bernhart,Jannik	0:50,012	142 Mustafa,Dalvin	0:18,326	128 Jaromin,David	0:16,109	128 Jaromin,David	0:15,485	128 Jaromin,David	0:15,485		
29 128 Jaromin,David	0:50,031	188 Schmitz,Marc	0:18,350	125 Julius-Bernhart,Jannik	0:16,112	181 Ouziel,Andrey	0:15,487	181 Ouziel,Andrey	0:15,487		
30 181 Ouziel,Andrey	0:50,110	141 Rieberer,Paul	0:18,352	116 Kristiansen,Marius	0:16,181	133 Ringdahl,Neo	0:15,511	133 Ringdahl,Neo	0:15,511		
31 152 Scheef,Emil	0:50,118	128 Jaromin,David	0:18,383	188 Schmitz,Marc	0:16,199	163 Stipits,Tim	0:15,548	163 Stipits,Tim	0:15,548		
32 163 Stipits,Tim	0:50,410	152 Scheef,Emil	0:18,410	181 Ouziel,Andrey	0:16,204	125 Julius-Bernhart,Jannik	0:15,589	125 Julius-Bernhart,Jannik	0:15,589		
33 188 Schmitz,Marc	0:50,512	155 Inderfurth,Luca	0:18,470	155 Inderfurth,Luca	0:16,359	188 Schmitz,Marc	0:15,662	188 Schmitz,Marc	0:15,662		
34 155 Inderfurth,Luca	0:50,516	163 Stipits,Tim	0:18,487	163 Stipits,Tim	0:16,366	155 Inderfurth,Luca	0:15,679	155 Inderfurth,Luca	0:15,679		







DEUTSCHE KART-MEISTERSCHAFT

PRO KART WACKERSDORF

Round 2: 10 - 12 / 05 / 2019

Raceland

DMSB-RegNr.:107/19

Warm Up DJKM (OK-Junior)

Die schnellsten Zeiten

Ort	Nr. Fahrername	Zeit	Streckentl.	Ø Speed
Ziel	139 Révész,Levente	0:49,061	1190 m	87,3 km/h
Sektion 1	146 De Haan,Robert	0:18,007	452 m	90,4 km/h
Sektion 2	139 Révész,Levente	0:15,774	368 m	84,0 km/h
Sektion 3	139 Révész,Levente	0:15,169	370 m	87,8 km/h

Snr.139 Révész,Levente HUN		Snr.146 De Haan,Robert MLD		Snr.129 Scionti,Enzo Riccardo USA		Snr.117 Olsen,Elias DNK		Snr.132 Leistra,Luca BEL				
KR MOTORSPORT SRL		ENERGY CORSE S.R.L.		Ward Racing		HK Motorsport		RS Schumacher Racing Team				
theoretisch mögliche Bestzeit 0:48,971		theoretisch mögliche Bestzeit 0:49,038		theoretisch mögliche Bestzeit 0:49,205		theoretisch mögliche Bestzeit 0:49,207		theoretisch mögliche Bestzeit 0:49,109				
Ziel	Sektion 1	Sektion 2	Sektion 3	Ziel	Sektion 1	Sektion 2	Sektion 3	Ziel	Sektion 1			
best	0:49,061	0:18,028	0:15,774	0:15,169	0:49,099	0:18,007	0:15,839	0:15,192	0:49,283	0:18,012	0:15,811	0:15,286
Runde 1	0:51,287	0:18,922	0:16,460	0:15,905	2:17,041	1:31,656	0:29,041	0:16,344	0:51,588	0:19,303	0:16,576	0:15,709
Runde 2	0:49,814	0:18,270	0:16,110	0:15,434	0:50,091	0:18,366	0:16,293	0:15,432	0:50,015	0:18,211	0:16,074	0:15,730
Runde 3	0:49,595	0:18,262	0:15,959	0:15,374	0:49,517	0:18,188	0:16,026	0:15,303	0:49,651	0:18,139	0:15,991	0:15,521
Runde 4	0:49,501	0:18,345	0:15,871	0:15,285	0:49,216	0:18,077	0:15,920	0:15,219	0:49,696	0:18,128	0:16,066	0:15,502
Runde 5	0:49,276	0:18,074	0:15,915	0:15,287	0:49,182	0:18,075	0:15,881	0:15,226	0:49,640	0:18,264	0:16,032	0:15,344
Runde 6	0:49,482	0:18,101	0:16,023	0:15,358	0:49,099	0:18,007	0:15,900	0:15,192	0:49,461	0:18,108	0:15,922	0:15,431
Runde 7	0:49,251	0:18,120	0:15,846	0:15,285	0:49,454	0:18,030	0:15,914	0:15,510	0:49,482	0:18,233	0:15,887	0:15,362
Runde 8	0:49,122	0:18,117	0:15,774	0:15,231	1:28,288	0:56,906	0:16,113	0:15,269	0:49,853	0:18,042	0:16,026	0:15,785
Runde 9	0:49,106	0:18,097	0:15,840	0:15,169	0:49,907	0:18,090	0:15,839	0:15,978	0:49,305	0:18,085	0:15,891	0:15,329
Runde 10	0:49,061	0:18,028	0:15,819	0:15,214	0:49,471	0:18,227	0:15,977	0:15,267	0:49,588	0:18,186	0:15,811	0:15,286
Runde 11	0:49,141	0:18,143	0:15,787	0:15,211	0:49,369	0:18,080	0:16,006	0:15,283	0:49,254	0:18,079	0:15,937	0:15,394






DEUTSCHE KART-MEISTERSCHAFT

Round 2: 10 - 12 / 05 / 2019

PRO KART WACKERSDORF



Raceland

DMSB-RegNr.:107/19

Warm Up DJKM (OK-Junior)

Die schnellsten Zeiten

Ort	Nr. Fahrername	Zeit	Streckenl.	Ø Speed
Ziel	139 Révész,Levente	0:49,061	1190 m	87,3 km/h
Sektion 1	146 De Haan,Robert	0:18,007	452 m	90,4 km/h
Sektion 2	139 Révész,Levente	0:15,774	368 m	84,0 km/h
Sektion 3	139 Révész,Levente	0:15,169	370 m	87,8 km/h

	Snr.114 Magnussen,Mickey DNK RS Competition			Snr.144 Karlsson,William SWE Nika International			Snr.124 Jakobsen,Mathias Bjerre DNK TK Racing			Snr.108 Rauer,Fabio DEU RS Schumacher Racing Team			Snr.165 Flack,Marcos AUS ENERGY CORSE S.R.L.		
	theoretisch mögliche Bestzeit	Sektion 2	Sektion 3	theoretisch mögliche Bestzeit	Sektion 2	Sektion 3	theoretisch mögliche Bestzeit	Sektion 2	Sektion 3	theoretisch mögliche Bestzeit	Sektion 2	Sektion 3	theoretisch mögliche Bestzeit	Sektion 2	Sektion 3
best	0:49,366	0:18,174	0:15,877	0:49,373	0:18,144	0:15,903	0:49,409	0:18,141	0:15,918	0:49,420	0:18,196	0:15,874	0:49,441	0:18,115	0:15,981
Runde 1	0:51,473	0:19,169	0:16,626	0:50,845	0:18,646	0:16,531	0:51,786	0:19,559	0:16,276	0:51,497	0:18,934	0:16,745	0:51,802	0:18,888	0:17,058
Runde 2	0:50,484	0:18,596	0:16,364	0:49,994	0:18,418	0:16,169	0:51,548	0:18,541	0:16,568	0:50,371	0:18,522	0:16,187	0:50,003	0:18,355	0:16,198
Runde 3	0:49,838	0:18,322	0:16,132	0:49,610	0:18,204	0:16,039	0:49,896	0:18,416	0:15,973	0:50,142	0:18,406	0:16,140	0:49,912	0:18,308	0:16,141
Runde 4	0:51,171	0:18,277	0:15,973	0:49,565	0:18,169	0:16,110	0:50,168	0:18,247	0:16,559	0:51,222	0:18,348	0:17,234	0:49,847	0:18,208	0:16,218
Runde 5	0:50,643	0:18,592	0:16,335	0:49,604	0:18,237	0:16,091	0:49,678	0:18,259	0:15,966	0:49,752	0:18,331	0:15,984	0:50,285	0:18,589	0:16,341
Runde 6	0:49,765	0:18,355	0:16,050	0:49,492	0:18,192	0:16,036	0:50,052	0:18,560	0:16,061	0:49,676	0:18,250	0:16,009	0:49,970	0:18,400	0:16,175
Runde 7	0:49,626	0:18,222	0:16,080	0:49,513	0:18,184	0:15,918	0:49,576	0:18,213	0:16,006	0:49,505	0:18,196	0:15,987	0:49,588	0:18,152	0:15,981
Runde 8	0:49,709	0:18,266	0:16,101	0:49,664	0:18,326	0:16,058	0:49,491	0:18,141	0:15,993	0:49,603	0:18,203	0:15,975	0:49,508	0:18,138	0:15,988
Runde 9	0:49,518	0:18,233	0:15,932	0:49,375	0:18,144	0:15,967	0:49,409	0:18,189	0:15,918	0:49,420	0:18,228	0:15,874	0:49,441	0:18,115	0:15,984
Runde 10	0:49,366	0:18,174	0:15,945	0:49,373	0:18,209	0:15,903	0:49,566	0:18,193	0:16,033	0:49,528	0:18,204	0:16,023	0:49,669	0:18,200	0:16,091
Runde 11	0:49,415	0:18,229	0:15,877	0:49,678	0:18,286	0:16,061	0:49,591	0:18,309	0:15,975	0:49,950	0:18,413	0:16,056	0:49,557	0:18,130	0:16,052






DEUTSCHE KART-MEISTERSCHAFT

PRO KART WACKERSDORF

Round 2: 10 - 12 / 05 / 2019

Raceland



DMSB-RegNr.:107/19

Warm Up DJKM (OK-Junior)

Die schnellsten Zeiten

Ort	Nr. Fahrername	Zeit	Streckenl.	Ø Speed
Ziel	139 Révész,Levente	0:49,061	1190 m	87,3 km/h
Sektion 1	146 De Haan,Robert	0:18,007	452 m	90,4 km/h
Sektion 2	139 Révész,Levente	0:15,774	368 m	84,0 km/h
Sektion 3	139 Révész,Levente	0:15,169	370 m	87,8 km/h

	Snr. 130 Skjellerup,Marcus DNK RS Competition			Snr. 112 Gröndahl,Torben DEU Team Hemkemeyer			Snr. 113 Andronaco,Vincent DEU Team Hemkemeyer			Snr. 115 Ried,Lenny DEU Solgat Motorsport			Snr. 111 Rehm,Maxim DEU Rehm Racing					
	theoretisch mögliche Bestzeit	Sektion 2	Sektion 3	theoretisch mögliche Bestzeit	Sektion 2	Sektion 3	theoretisch mögliche Bestzeit	Sektion 2	Sektion 3	theoretisch mögliche Bestzeit	Sektion 2	Sektion 3	theoretisch mögliche Bestzeit	Sektion 2	Sektion 3			
best	0:49,449	0:18,161	0:15,952	0:15,283	0:15,957	0:15,378	0:49,477	0:18,100	0:15,957	0:15,378	0:49,541	0:18,167	0:15,937	0:15,402	0:49,558	0:18,143	0:15,910	0:15,359
Runde 1	0:51,229	0:18,843	0:16,641	0:15,745	0:16,023	0:16,164	0:51,747	0:19,023	0:16,560	0:16,164	0:50,931	0:18,772	0:16,383	0:15,776	0:51,000	0:18,795	0:16,500	0:15,705
Runde 2	0:50,251	0:18,522	0:16,226	0:15,503	0:18,521	0:16,325	0:50,714	0:18,521	0:16,325	0:15,868	0:50,181	0:18,443	0:16,160	0:15,578	0:50,667	0:18,590	0:16,235	0:15,842
Runde 3	0:49,943	0:18,329	0:16,107	0:15,507	0:18,423	0:16,216	0:50,269	0:18,423	0:16,216	0:15,630	0:50,095	0:18,333	0:16,086	0:15,676	0:49,927	0:18,386	0:16,096	0:15,445
Runde 4	0:50,149	0:18,580	0:16,183	0:15,386	0:18,528	0:16,348	0:50,378	0:18,528	0:16,348	0:15,502	0:49,866	0:18,303	0:16,072	0:15,491	0:50,077	0:18,151	0:16,019	0:19,907
Runde 5	0:49,562	0:18,191	0:16,088	0:15,283	0:18,344	0:16,071	0:49,876	0:18,344	0:16,071	0:15,461	0:49,748	0:18,214	0:16,020	0:15,514	0:50,686	0:18,795	0:16,233	0:15,658
Runde 6	0:49,701	0:18,198	0:16,188	0:15,315	0:19,047	0:16,052	0:50,624	0:19,047	0:16,052	0:15,525	0:51,519	0:18,267	0:17,673	0:15,579	0:49,870	0:18,345	0:16,097	0:15,428
Runde 7	0:49,449	0:18,161	0:15,973	0:15,315	0:18,242	0:16,024	0:49,721	0:18,242	0:16,024	0:15,455	0:49,708	0:18,265	0:16,017	0:15,426	0:49,653	0:18,229	0:15,978	0:15,446
Runde 8	0:49,652	0:18,253	0:15,952	0:15,447	0:18,100	0:15,972	0:49,578	0:18,100	0:15,972	0:15,506	0:49,673	0:18,204	0:15,937	0:15,532	0:49,786	0:18,346	0:15,985	0:15,455
Runde 9	0:49,940	0:18,297	0:16,294	0:15,349	0:18,142	0:15,957	0:49,477	0:18,142	0:15,957	0:15,378	0:49,541	0:18,167	0:15,971	0:15,403	0:49,558	0:18,289	0:15,910	0:15,359
Runde 10	0:49,586	0:18,227	0:16,022	0:15,337	0:18,241	0:15,977	0:49,656	0:18,241	0:15,977	0:15,438	0:49,560	0:18,167	0:15,991	0:15,402	0:49,653	0:18,143	0:16,012	0:15,498
Runde 11	0:51,132	0:18,411	0:16,087	0:16,634	0:18,123	0:15,968	0:50,633	0:18,123	0:15,968	0:16,542	0:49,607	0:18,192	0:15,961	0:15,454	0:50,084	0:18,271	0:16,363	0:15,450






DEUTSCHE KART-MEISTERSCHAFT

PRO KART WACKERSDORF

Round 2: 10 - 12 / 05 / 2019

Raceland



DMSB-RegNr.:107/19

Warm Up DJKM (OK-Junior)

Die schnellsten Zeiten

Ort	Nr. Fahrername	Zeit	Streckenl.	Ø Speed
Ziel	139 Révész,Levente	0:49,061	1190 m	87,3 km/h
Sektion 1	146 De Haan,Robert	0:18,007	452 m	90,4 km/h
Sektion 2	139 Révész,Levente	0:15,774	368 m	84,0 km/h
Sektion 3	139 Révész,Levente	0:15,169	370 m	87,8 km/h

	Smr. 106 Bergmeister, Jakob DEU Millennium Racing Team	Smr. 175 Gregor, Daniel DEU Junior TEAM75	Smr. 135 Testa, Rodrigo de Sousa PRT DR SRL	Smr. 133 Ringdahl, Neo SWE Bamberger Karttracing	Smr. 174 Duroffre, Paul DEU CRG Keijzer racing
best	theoretisch mögliche Bestzeit 0:49,461	theoretisch mögliche Bestzeit 0:49,564	theoretisch mögliche Bestzeit 0:49,598	theoretisch mögliche Bestzeit 0:49,621	theoretisch mögliche Bestzeit 0:49,666
Runde 1	Ziel Sektion 1 Sektion 2 Sektion 3 0:49,578 0:18,158 0:15,954 0:15,349	Ziel Sektion 1 Sektion 2 Sektion 3 0:49,594 0:18,176 0:16,020 0:15,368	Ziel Sektion 1 Sektion 2 Sektion 3 0:49,621 0:18,239 0:15,927 0:15,432	Ziel Sektion 1 Sektion 2 Sektion 3 0:49,648 0:18,072 0:16,038 0:15,511	Ziel Sektion 1 Sektion 2 Sektion 3 0:49,674 0:18,269 0:15,964 0:15,433
Runde 2	0:50,444 0:18,638 0:16,262 0:15,544	0:51,242 0:18,890 0:16,689 0:15,663	0:51,487 0:18,993 0:16,692 0:15,802	0:51,255 0:18,988 0:16,488 0:15,779	0:51,890 0:19,194 0:16,784 0:15,912
Runde 3	0:49,990 0:18,237 0:16,126 0:15,627	0:49,989 0:18,376 0:16,117 0:15,496	0:50,135 0:18,478 0:16,096 0:15,561	0:50,080 0:18,375 0:16,152 0:15,553	0:51,198 0:18,711 0:16,510 0:15,977
Runde 4	0:50,847 0:18,210 0:16,872 0:15,765	0:50,017 0:18,404 0:16,126 0:15,487	0:50,351 0:18,505 0:16,164 0:15,682	0:50,091 0:18,338 0:16,242 0:15,511	0:50,968 0:18,928 0:16,306 0:15,734
Runde 5	0:49,785 0:18,192 0:16,098 0:15,495	0:49,975 0:18,334 0:16,036 0:15,605	0:50,900 0:18,690 0:16,478 0:15,732	0:51,243 0:18,430 0:16,144 0:16,669	0:50,338 0:18,603 0:16,143 0:15,592
Runde 6	0:49,825 0:18,164 0:16,070 0:15,591	0:49,885 0:18,238 0:16,065 0:15,582	0:50,088 0:18,391 0:16,137 0:15,560	0:50,172 0:18,349 0:16,165 0:15,658	0:50,208 0:18,418 0:16,052 0:15,738
Runde 7	0:49,765 0:18,269 0:16,081 0:15,415	0:49,749 0:18,204 0:16,121 0:15,424	0:49,905 0:18,297 0:16,078 0:15,530	0:50,014 0:18,227 0:16,247 0:15,540	0:51,233 0:19,414 0:16,218 0:15,601
Runde 8	0:49,634 0:18,258 0:15,954 0:15,422	0:49,730 0:18,206 0:16,103 0:15,421	0:49,621 0:18,239 0:15,927 0:15,455	0:49,648 0:18,072 0:16,038 0:15,538	0:49,870 0:18,317 0:15,973 0:15,580
Runde 9	0:49,886 0:18,168 0:16,136 0:15,582	0:49,719 0:18,176 0:16,094 0:15,449	0:49,943 0:18,436 0:16,044 0:15,463	0:49,808 0:18,164 0:16,111 0:15,533	0:50,272 0:18,711 0:16,081 0:15,530
Runde 10	0:49,606 0:18,251 0:16,006 0:15,349	0:49,594 0:18,206 0:16,020 0:15,368	0:49,755 0:18,315 0:16,008 0:15,432	0:50,478 0:18,184 0:16,070 0:16,224	0:49,674 0:18,269 0:15,972 0:15,433
Runde 11	0:49,578 0:18,158 0:16,027 0:15,393	0:49,649 0:18,227 0:16,024 0:15,398	0:51,317 0:18,825 0:16,402 0:16,090		0:49,923 0:18,327 0:15,964 0:15,632
		0:49,646 0:18,213 0:16,036 0:15,397	0:49,910 0:18,249 0:16,036 0:15,625		0:49,881 0:18,298 0:16,030 0:15,553

Warm Up DJKM (OK-Junior)

Die schnellsten Zeiten

Ort	Nr. Fahrername	Zeit	Streckenl.	Ø Speed
Ziel	139 Révész,Levente	0:49,061	1190 m	87,3 km/h
Sektion 1	146 De Haan,Robert	0:18,007	452 m	90,4 km/h
Sektion 2	139 Révész,Levente	0:15,774	368 m	84,0 km/h
Sektion 3	139 Révész,Levente	0:15,169	370 m	87,8 km/h

	Snr.138 Quondamcarlo,Manuel ITA DR SRL			Snr.119 Tanggaard,Emil DNK HK Motorsport			Snr.109 Probst,Kaden NZL Darren Probst			Snr.153 Haralampjev,Maksim DEU Vailer Motorsport			Snr.116 Kristiansen,Marius DNK HK Motorsport		
	theoretisch mögliche Bestzeit	Ziel	Bestzeit	theoretisch mögliche Bestzeit	Ziel	Bestzeit	theoretisch mögliche Bestzeit	Ziel	Bestzeit	theoretisch mögliche Bestzeit	Ziel	Bestzeit	theoretisch mögliche Bestzeit	Ziel	Bestzeit
best	0:49,677	0:18,178	0:15,398	0:49,690	0:18,209	0:15,371	0:49,746	0:18,147	0:16,070	0:15,392	0:49,759	0:18,285	0:15,994	0:18,234	0:15,361
Runde 1	0:52,014	0:19,080	0:16,193	0:51,456	0:18,982	0:15,894	0:51,954	0:18,947	0:17,074	0:15,933	0:51,223	0:18,799	0:16,587	0:52,070	0:19,191
Runde 2	0:50,915	0:18,588	0:15,783	0:50,767	0:18,593	0:15,679	0:50,566	0:18,504	0:16,451	0:15,611	0:50,223	0:18,431	0:16,231	0:51,201	0:18,754
Runde 3	0:50,557	0:18,469	0:15,694	0:50,347	0:18,383	0:15,711	0:50,183	0:18,332	0:16,293	0:15,558	0:50,178	0:18,463	0:16,218	0:50,696	0:18,625
Runde 4	0:50,211	0:18,379	0:15,533	0:50,456	0:18,388	0:15,605	0:50,878	0:18,234	0:16,124	0:16,520	0:50,101	0:18,341	0:16,286	0:50,851	0:18,798
Runde 5	0:50,663	0:18,648	0:15,498	0:50,383	0:18,563	0:15,469	0:51,436	0:18,246	0:16,226	0:16,964	0:49,787	0:18,367	0:16,096	0:50,121	0:18,353
Runde 6	0:50,301	0:18,239	0:15,522	0:49,915	0:18,333	0:15,439	0:49,836	0:18,292	0:16,111	0:15,433	0:49,849	0:18,344	0:16,087	0:50,107	0:18,301
Runde 7	0:50,045	0:18,255	0:15,606	0:49,702	0:18,213	0:15,463	0:49,918	0:18,147	0:16,080	0:15,691	0:49,759	0:18,334	0:15,994	0:49,964	0:18,292
Runde 8	0:49,828	0:18,245	0:15,482	0:49,741	0:18,209	0:15,454	0:49,971	0:18,346	0:16,145	0:15,480	0:49,907	0:18,286	0:16,184	0:49,818	0:18,234
Runde 9	0:49,677	0:18,178	0:15,398	0:49,702	0:18,261	0:15,371	0:49,746	0:18,284	0:16,070	0:15,392	0:49,840	0:18,285	0:16,164	0:49,913	0:18,287
Runde 10	0:50,276	0:18,577	0:15,489	0:49,810	0:18,237	0:15,573	0:49,836	0:18,233	0:16,144	0:15,459	0:49,942	0:18,333	0:16,190	0:50,165	0:18,348
Runde 11	0:50,046	0:18,277	0:15,551	0:49,690	0:18,210	0:15,434	0:50,037	0:18,281	0:16,199	0:15,557	0:50,017	0:18,343	0:16,209	0:50,744	0:18,599






DEUTSCHE KART-MEISTERSCHAFT

Round 2: 10 - 12 / 05 / 2019

PRO KART WACKERSDORF

Raceland



DMSB-RegNr.:107/19

Warm Up DJKM (OK-Junior)

Die schnellsten Zeiten

Ort	Nr. Fahrername	Zeit	Streckentl.	Ø Speed
Ziel	139 Révész,Levente	0:49,061	1190 m	87,3 km/h
Sektion 1	146 De Haan,Robert	0:18,007	452 m	90,4 km/h
Sektion 2	139 Révész,Levente	0:15,774	368 m	84,0 km/h
Sektion 3	139 Révész,Levente	0:15,169	370 m	87,8 km/h

	Snr. 141 Rieherer,Paul AUT Hold Maranello Racing Team			Snr. 142 Mustata,Dalvin DEU Gazmend Mustafa			Snr. 125 Julius-Bernhart,Jannik DEU SRP Racing Team			Snr. 128 Jaromin,David DEU SRP Racing Team			Snr. 181 Ouziel,Andrey ARE ENERGY CORSE S.R.L.						
	theoretisch mögliche Bestzeit	Ziel	Sektion 3	theoretisch mögliche Bestzeit	Ziel	Sektion 3	theoretisch mögliche Bestzeit	Ziel	Sektion 3	theoretisch mögliche Bestzeit	Ziel	Sektion 3	theoretisch mögliche Bestzeit	Ziel	Sektion 3				
best	0:49,881	0:16,052	0:15,442	0:49,910	0:16,326	0:16,010	0:15,470	0:50,012	0:18,311	0:16,112	0:15,589	0:50,031	0:18,383	0:16,109	0:15,485	0:50,110	0:18,297	0:16,204	0:15,487
Runde 1	0:51,371	0:19,058	0:16,610	0:52,239	0:19,179	0:16,870	0:16,190	0:52,468	0:19,770	0:16,590	0:16,108	0:51,267	0:18,920	0:16,472	0:15,875	0:53,015	0:19,951	0:17,052	0:16,012
Runde 2	0:50,826	0:18,794	0:16,386	0:50,804	0:18,732	0:16,327	0:15,745	0:51,542	0:18,601	0:16,568	0:16,373	0:51,892	0:18,521	0:16,732	0:16,639	0:51,378	0:18,816	0:16,842	0:15,720
Runde 3	0:50,300	0:18,408	0:16,301	0:50,760	0:18,407	0:16,261	0:16,092	0:51,186	0:18,984	0:16,316	0:15,886	0:50,520	0:18,748	0:16,175	0:15,597	0:50,497	0:18,399	0:16,328	0:15,770
Runde 4	0:50,163	0:18,356	0:16,240	0:51,141	0:18,704	0:16,508	0:15,929	0:50,656	0:18,431	0:16,317	0:15,908	0:50,135	0:18,427	0:16,177	0:15,531	0:50,719	0:18,511	0:16,428	0:15,780
Runde 5	0:50,104	0:18,384	0:16,141	0:50,301	0:18,444	0:16,207	0:15,650	0:50,821	0:18,494	0:16,566	0:15,761	0:50,338	0:18,616	0:16,178	0:15,544	0:50,335	0:18,405	0:16,375	0:15,555
Runde 6	0:50,122	0:18,447	0:16,055	0:49,996	0:18,361	0:16,136	0:15,499	0:50,654	0:18,585	0:16,339	0:15,730	0:50,031	0:18,383	0:16,109	0:15,539	0:50,323	0:18,474	0:16,277	0:15,572
Runde 7	0:50,129	0:18,434	0:16,147	0:50,067	0:18,585	0:16,012	0:15,470	0:50,397	0:18,494	0:16,256	0:15,647	0:50,333	0:18,732	0:16,116	0:15,485	0:50,340	0:18,400	0:16,453	0:15,487
Runde 8	0:50,059	0:18,352	0:16,103	0:50,367	0:18,611	0:16,128	0:15,628	0:50,888	0:18,495	0:16,662	0:15,731	0:50,775	0:18,667	0:16,397	0:15,711	0:50,284	0:18,347	0:16,386	0:15,601
Runde 9	0:49,881	0:18,387	0:16,052	0:49,910	0:18,326	0:16,010	0:15,574	0:50,325	0:18,416	0:16,234	0:15,675	0:50,315	0:18,472	0:16,180	0:15,663	0:50,110	0:18,297	0:16,297	0:15,516
Runde 10	0:50,134	0:18,399	0:16,119	0:50,396	0:18,408	0:16,026	0:15,962	0:50,216	0:18,408	0:16,183	0:15,625	0:50,448	0:18,413	0:16,327	0:15,708	0:50,223	0:18,373	0:16,204	0:15,646
Runde 11	0:50,119	0:18,387	0:16,194	0:51,998	0:18,381	0:16,434	0:17,183	0:50,012	0:18,311	0:16,112	0:15,589	0:50,143	0:18,404	0:16,190	0:15,549	0:50,186	0:18,352	0:16,247	0:15,587






DEUTSCHE KART-MEISTERSCHAFT

PRO KART WACKERSDORF

Round 2: 10 - 12 / 05 / 2019

Raceland



DMSB-RegNr.:107/19

Warm Up DJKM (OK-Junior)

Die schnellsten Zeiten

Ort	Nr. Fahrername	Zeit	Streckenl.	Ø Speed
Ziel	139 Révész,Levente	0:49,061	1190 m	87,3 km/h
Sektion 1	146 De Haan,Robert	0:18,007	452 m	90,4 km/h
Sektion 2	139 Révész,Levente	0:15,774	368 m	84,0 km/h
Sektion 3	139 Révész,Levente	0:15,169	370 m	87,8 km/h

	Smr.152 Scheef,Emil DNK Speedsupply theoretisch mögliche Bestzeit 0:49,996	Smr.163 Stipits,Tim AUT KSCA SODI AUSTRIA TEAM theoretisch mögliche Bestzeit 0:50,401	Smr.188 Schmitz,Marc DEU Maxim Racing Sport theoretisch mögliche Bestzeit 0:50,211	Smr.155 Inderfurth,Luca DEU RL-Competition.com theoretisch mögliche Bestzeit 0:50,508	Ziel
best	0:50,118 0:18,410 0:16,106 0:15,480	0:50,410 0:18,487 0:16,366 0:15,548	0:50,512 0:18,350 0:16,199 0:15,662	0:50,516 0:18,470 0:16,359 0:15,679	Sektion 1 Sektion 2 Sektion 3
Runde 1	0:51,446 0:18,368 0:16,570 0:16,008	0:54,503 0:20,895 0:17,425 0:16,183	0:55,229 0:20,105 0:17,396 0:17,728	0:52,071 0:19,092 0:17,073 0:15,906	
Runde 2	0:51,508 0:19,111 0:16,775 0:15,622	0:51,608 0:19,126 0:16,736 0:15,746	1:21,544 0:46,782 0:17,162 0:17,600	0:50,516 0:18,478 0:16,359 0:15,679	
Runde 3	0:50,716 0:18,688 0:16,449 0:15,579	0:50,602 0:18,487 0:16,541 0:15,574	0:56,826 0:21,941 0:16,898 0:17,987	0:50,552 0:18,470 0:16,394 0:15,688	
Runde 4	0:51,796 0:18,709 0:16,219 0:16,868	0:50,454 0:18,535 0:16,366 0:15,553	1:28,196 0:54,606 0:17,101 0:16,489	0:18,635 0:16,447	
Runde 5	1:29,879 0:57,751 0:16,466 0:15,662	0:50,410 0:18,496 0:16,366 0:15,548	0:52,331 0:19,046 0:16,466 0:16,819		
Runde 6	0:50,213 0:18,627 0:16,106 0:15,480	0:52,427 0:18,528 0:16,369 0:17,530	1:28,189 0:55,776 0:16,596 0:15,817		
Runde 7	0:50,118 0:18,410 0:16,134 0:15,574		0:50,512 0:18,411 0:16,439 0:15,662		
Runde 8	0:50,147 0:18,491 0:16,136 0:15,520		0:51,955 0:18,350 0:16,199 0:17,406		
Runde 9	0:50,156 0:18,539 0:16,121 0:15,496				
Runde 10	0:50,698 0:18,697 0:16,426 0:15,575				
Runde 11					

Ranking Heats DJKM (OK-Junior)

Strecke / track: 1190m

fastest Race Lap from Robert De Haan in Heat 3 / Lap 9 in 0:49,427

Pos	Str. Nr.	Fahrer Driver	Nation	Bewerber/Sponsor	Nation	Lizenz R-Lizenz	Chassis/Motor/Reifen	Punkte Points	Qual POS	Lauf Heat	Pos	Punkte Points	Nn. Lp	Zeit Time	schnellste Kunde fastest Lap	in Kunde in Kunde
1	146	DE HAAN, Robert	NLD	ENERGY CORSE S.R.L.	ITA	40204 295423	Energy / TM / Vega	0	5	1 1 3 1	0 9 1 0 9	9	10:10.011 7:38.435	1:02,589 0:49,427	4	9
2	132	LEISTRA, Luca	BEL	RS Schumacher Racing Team	DEU	909365 KBF1067587	IPK Praga / IAME / Vega	2	4	2 1 3 2	0 9 2 2 9	9	7:39.863 7:39.664	0:50,056 0:49,678	9	9
3	139	RÉVÉSZ, Levente	HUN	KR MOTORSPORT SRL	ITA	5746 436754	KR / Parilla / Vega	5	3	1 2 2 3	2 9 3 9	9	10:10.343 7:41.187	1:02,483 0:49,772	7	9
4	106	BERGMEISTER, Jakob	DEU	Millennium Racing Team	DEU	IKCJ1156048 KBF1095578	Tony Kart / Vortex / Vega	8	12	1 4 2 4	4 9 4 9	9	10:15.014 7:42.149	1:02,948 0:49,840	6	8
5	129	SCIONI, Enzo Riccardo	USA	Ward Racing	SWE	D 1845 SK 19 JR-C 102	Tony Kart / Vortex / Vega	9	10	2 6 3 3	6 9 3 9	9	7:44.064 7:40.240	0:50,019 0:49,656	7	9
6	133	RINGDAHL, Neo	SWE	Bamberger Karttracing	DEU	200603285693 KBF1197896	Luxor / LKE / Vega	12	1	2 2 3 10	2 9 10 9	9	7:40.233 7:50.043	0:50,063 0:50,097	8	8
7	124	JAKOBSEN, Mathias Bjerre	DNK	TK Racing	DNK	74056 52208	FA Kart / TM / Vega	14	9	1 6 2 8	6 9 8 9	9	10:17.712 7:46.054	1:03,415 0:49,845	7	9
8	144	KARLSSON, William	SWE	Nika International	SWE	200510185879 222	Exprit / Vortex / Vega	14	19	2 10 3 4	10 9 4 9	9	7:48.621 7:42.060	0:49,855 0:49,789	8	9
9	108	RAUER, Fabio	DEU	RS Schumacher Racing Team	DEU	IKCJ1164921 KBF1067587	Praga / IAME / Vega	17	28	2 9 3 8	9 9 8 9	9	7:46.937 7:46.469	0:50,298 0:50,072	8	9
10	112	GRÖNDAHL, Torben	DEU	Team Hemkemeyer	DEU	IKCJ1174061 KBF1079090	Intrepid / IAME / Vega	17	42	1 10 2 7	10 9 7 9	9	10:20.687 7:44.212	1:02,647 0:49,970	8	9
11	152	SCHEEF, Emil	DNK	Speedsupply	DNK	66544 61513	Haase / IAME / Vega	19	8	1 12 3 7	12 9 7 9	9	10:21.821 7:45.268	1:03,680 0:50,259	4	8
12	116	KRISTIANSEN, Marius	DNK	HK Motorsport	DNK	66433 81330	Kart Republic / IAME / Vega	21	32	1 8 3 13	8 9 13 9	9	10:19.755 7:50.375	1:02,763 0:50,512	8	8
13	109	PROBST, Kaden	NZL	Darren Probst	NZL	NZL 148 148E	Tony Kart / Vortex / Vega	23	18	1 7 2 16	7 9 16 9	9	10:18.370 7:52.329	1:03,076 0:49,985	8	8
14	142	MUSTAFA, Dalvin	DEU	Gazmend Mustafa	DEU	IKCJ1173436 BEK1199671	Tony Kart / IAME / Vega	24	13	2 18 3 6	18 9 6 9	9	7:53.140 7:45.548	0:50,571 0:50,334	8	9
15	115	RIED, Lenny	DEU	Solgat Motorsport	DEU	IKCJ1173160 KBF1079882	Birel Art / TM / Vega	24	26	1 15 3 9	15 9 9 9	9	10:24.304 7:49.721	1:03,652 0:49,993	8	9
16	165	FLACK, Marcos	AUS	ENERGY CORSE S.R.L.	ITA	371531 295423	Energy / TM / Vega	24	35	1 19 3 5	19 9 5 9	9	10:30.098 7:42.305	1:04,489 0:49,490	6	9
17	188	SCHMITZ, Marc	DEU	Maxim Racing Sport	DEU	IKCJ1167039 KBF1167038	Exprit / Vortex / Vega	25	11	1 13 3 12	13 9 12 9	9	10:22.681 7:50.346	1:02,558 0:50,205	8	8
18	153	HARALAMPIEV, Maksim	DEU	Valier Motorsport	DEU	IKCJ1169591 KBF1063735	SODI / Iame / Vega	26	25	2 12 3 14	12 9 14 9	9	7:49.112 7:52.224	0:50,413 0:50,112	6	9
19	113	ANDRONACO, Vincent	DEU	Team Hemkemeyer	DEU	IKCJ1160869 KBF1079090	Intrepid / IAME / Vega	27	6	1 3 2 24	3 9 24 1	9	10:13.053 0:56.263	1:01,883 0:54,280	9	1
20	128	JAROMIN, David	DEU	SRP Racing Team	DEU	IKCJ1176826 KBF1156791	Maranello / TM / Vega	29	22	2 14 3 15	14 9 15 9	9	7:50.993 7:52.568	0:50,333 0:50,291	9	9
21	117	OLSEN, Elias	DNK	HK Motorsport	DNK	67563 81330	Kart Republic / IAME / Vega	29	30	1 16 2 13	16 9 13 9	9	10:24.971 7:49.964	1:03,372 0:50,054	6	6
22	135	TESTA, Rodrigo de Sousa	PRT	DR SRL	ITA	PT19/0317 296449	DR / Modena / Vega	29	38	1 18 3 11	18 9 11 9	9	10:28.861 7:50.220	1:03,996 0:50,322	9	8
23	114	MAGNUSSEN, Mickey	DNK	RS Competition	DNK	57430 36053	Tony Kart / Vortex / Vega	32	7	2 5 3 27	5 9 27 -	9	7:43.290 0:02.175	0:49,814 -	8	-
24	130	SKJELLERUP, Marcus	DNK	RS Competition	DNK	63503 36053	Tony Kart / Vortex / Vega	32	15	1 21 2 11	21 9 11 9	9	10:30.201 7:48.922	1:03,951 0:49,986	8	8
25	111	REHM, Maxim	DEU	Rehm Racing	DEU	IKCJ1166371 KBF1044805	CRG / TM / Vega	33	14	1 9 3 24	9 9 24 5	9	10:20.279 4:21.900	1:03,293 0:50,758	8	5
26	175	GREGOR, Daniel	DEU	Junior TEAM75	DEU	IKCJ1168157 KBF1154079	Kart Republic / IAME / Vega	35	20	1 5 3 -	5 9 30 DSQ	9	10:16.334 -	1:02,603 -	6	-
27	119	TANGGAARD, Emil	DNK	HK Motorsport	DNK	66542 81330	Kart Republic / TM / Vega	35	29	1 14 3 21	14 9 21 9	9	10:22.877 7:56.611	1:03,476 0:50,163	5	9
28	125	JULIUS-BERNHART, Jannik	DEU	SRP Racing Team	DEU	IKCJ1136143 KBF1156791	Maranello / TM / Vega	36	21	1 11 2 25	11 9 25 1	9	10:21.292 0:57.132	1:03,785 0:54,518	5	1
29	138	QUONDAMCARLO, Manuel	ITA	DR SRL	ITA	370486 296449	DR / Modena / Vega	38	24	1 17 2 21	17 9 21 9	9	10:25.093 7:57.721	1:03,751 0:50,597	5	8
30	163	STIPITS, Tim	AUT	KSCA SODI AUSTRIA TEAM	AUT	JK2060 BK108	SODIKART / IAME / Vega	38	34	2 15 3 23	15 9 23 9	9	7:51.418 7:59.175	0:50,422 0:51,250	7	8
31	141	RIEBERER, Paul	AUT	Hold Maranello Racing Team	AUT	JK2062 BK 003	Maranello / TM / Vega	38	37	2 22 3 16	22 9 16 9	9	7:58.542 7:53.464	0:50,321 0:50,067	8	9
32	174	DUCOFFRE, Paul	DEU	CRG Keijzer racing	NLD	IKCJ1183496 28613	CRG / TM / Vega	40	16	2 23 3 17	23 4 17 9	4	3:39.506 7:54.088	0:51,814 0:50,453	4	9
33	155	INDERFURTH, Luca	DEU	RL-Competition.com	DEU	IKJ1174117 KBF1132168	CRG / TM / Vega	42	31	2 20 3 22	20 9 22 9	9	7:55.779 7:57.843	0:50,499 0:50,318	7	9
34	181	OUIZIEL, Andrey	ARE	ENERGY CORSE S.R.L.	ITA	K19 036 295423	Energy / TM / Vega	42	33	1 25 2 17	25 9 17 9	9	10:34.784 7:52.981	1:04,831 0:50,439	8	8
35	121	LÜSCHER, Ekaterina	CHE	Innovate Competition	CHE	500305 500033	Exprit / IAME / Vega	42	41	1 24 3 18	24 9 18 9	9	10:32.404 7:55.267	1:04,518 0:50,446	9	9

Ranking Heats DJKM (OK-Junior)

Strecke / track: 1190m

fastest Race Lap from Robert De Haan in Heat 3 / Lap 9 in 0:49,427

Pos	Str. Nr.	Fahrer Driver	Nation	Bewerber/Sponsor	Nation	Lizenz R-Lizenz	Chassis/Motor/Reifen	Punkte Points	Qual POS	Lauf Heat	Pos	Punkte Points	Rn. Lp	Zeit Time	schnellste Kunde fastest Lap	in Kunde in Lap
36	164	BAUMHEIER, Franz	DEU	RS-Motorsport	DEU	IKCJ1180484 KBF1104126	CRG / IAME / Vega	45	23	1	20	20	9	10:30,160	1:04,440	9
										3	25	25	4	3:38,071	0:51,574	3
37	189	TOHUM, Arthur	DEU	Servet Tohum	DEU	IKCJ1160352 1201621	KR / IAME / Vega	46	17	1	26	26	9	10:40,291	1:04,765	6
										3	20	20	9	7:56,157	0:50,443	9
38	127	ZUG, Lilly	DEU	RL-Competition.com	DEU	IKCJ1173305 KBF1132168	CRG / TM / Vega	46	27	1	27	27	7	10:27,090	1:04,074	7
										2	19	19	9	7:55,129	0:50,378	7
39	118	TERKILDTSEN, Magnus	DNK	HK Motorsport	DNK	58099 81330	Kart Republic / IAME / Vega	48	36	1	22	22	9	10:30,704	1:03,384	8
										2	26	26	1	0:58,739	0:55,482	1
40	107	NAUDÉ, Toni Kayla	CHE	Innovate Competition	CHE	500287 500033	Exprit / IAME / Vega	48	40	2	27	29	DNS	-	-	-
										3	19	19	9	7:55,419	0:50,244	7
41	161	MICHL, Oliver	AUT	KSCA SODI AUSTRIA TEAM	AUT	JK2009 BK108	SODIKART / IAME / Vega	52	39	1	23	23	9	10:30,882	1:04,096	8
										2	28	29	DNS	-	-	-
42	120	FELBERMAYR, Horst Felix	AUT	Solgat Motorsport	DEU	JK2178 KBF1079882	Ricciardo / TM / Vega	54	2	1	28	28	4	4:59,049	1:03,835	4
										3	26	26	-	0:02,140	-	-

Rennleitung: Volker Ehekircher Racedirektor: Horst Seidel

Sportkommissare: Nikolas Spaderna / Ulrich Bell / Franz-Josef Serr

Techn. Kommissare: Hans-Jürgen Dangers / A. Sengpiel / M. Grasshoff / C. Schmidt / J. Lawinger / M. Ambrosius

Zeitnahme: KART-DATA timing service Franz Schieszler



DMSB-RegNr:107/19



17	155	RL-Competition.com INDERFURTH Luca Startposition 33	17	181	ENERGY CORSE S.R.L. OUZIEL Andy Startposition 34
16	141	Hold Maranello Racing Team RIEBERER Paul Startposition 31	16	174	CRG Keijzer racing DUCOFFRE Paul Startposition 32
15	138	DR SRL QUONDAMCARLO Manuel Startposition 29	15	163	KSCA SODI AUSTRIA TEAM STIPITS Tim Startposition 30
14	119	HK Motorsport TANGGAARD Emil Startposition 27	14	125	SRP Racing Team JULIUS-BERNHART Jannik Startposition 28
13	111	Rehm Racing REHM Maxim Startposition 25	13	175	Junior TEAM75 GREGOR Daniel Startposition 26
12	114	RS Competition MAGNUSSEN Mickey Startposition 23	12	130	RS Competition SKJELLERUP Marcus Startposition 24
11	117	HK Motorsport OLSEN Elias Startposition 21	11	135	DR SRL TESTA Rodrigo de Sousa Startposition 22
10	113	Team Hemkemeyer ANDRONACO Vincent Startposition 19	10	128	SRP Racing Team JAROMIN David Startposition 20
9	188	Maxim Racing Sport SCHMITZ Marc Startposition 17	9	153	Valier Motorsport HARALAMPIEV Maksim Startposition 18
8	115	Solgar Motorsport RIED Lenny Startposition 15	8	165	ENERGY CORSE S.R.L. FLACK Marcos Startposition 16
7	109	Darren Probst PROBST Kaden Startposition 13	7	142	Gazmend Mustafa MUSTAFA Dalvin Startposition 14
6	152	Speedsupply SCHEEF Emil Startposition 11	6	116	HK Motorsport KRISTIANSEN Marius Startposition 12
5	108	RS Schumacher Racing Team RAUER Fabio Startposition 9	5	112	Team Hemkemeyer GRÖNDAHL Torben Startposition 10
4	124	TK Racing JAKOBSEN Mathias Bjerre Startposition 7	4	144	Nika International KARLSSON William Startposition 8
3	129	Ward Racing SCIONTI Enzo Riccardo Startposition 5	3	133	Bamberger Karttracing RINGDAHL Neo Startposition 6
2	139	KR MOTORSPORT SRL RÉVÉSZ Levente Startposition 3	2	106	Millennium Racing Team BERGMEISTER Jakob Startposition 4
1	146	ENERGY CORSE S.R.L. DE HAAN Robert Startposition 1	1	132	RS Schumacher Racing Team LEISTRA Luca Startposition 2

Starting Grid DJKM (OK-Junior)

Rennen 19

R 13 DJKM (OK-Junior) Heat 3 A <> B

Strecke / track: 1190m
 started: 28 classified: 27 not classified: 1 excluded: 1

fastest Lap Robert DE HAAN at: 0:49,427

Pos	Str. Nr.	Fahrer / Driver	Nation	Bewerber/Sponsor	Nation	Lizenz B-Lizenz	Chassis/Motor/Reifen	Points	Penalty	Runden Laps	Gesamtzeit Differenz	Abstand Gap	beste Runde best Lap	in R. in L.	o Geschw. u Speed
1	146	DE HAAN, Robert	IND	ENERGY CORSE S.R.L.	ITA	40204 295423	Energy / TM / Vego	0		9	7:38,435		0:49,427	9	84,1 km/h 86,7 km/h
2	132	LEISTRA, Luca	BEL	RS Schumacher Racing Team	DEU	909365 KBF1067587	IPK Praga / IAME / Vego	2		9	7:39,664 0:01,229	0:01,229	0:49,678	9	83,9 km/h 86,2 km/h
3	129	SCIONI, Enzo Riccardo	USA	Ward Racing	SWE	D1845 SK 19 JR-C 102	Tony Kart / Vortex / Vego	3		9	7:40,240 0:01,805	0:00,576	0:49,656	9	83,8 km/h 86,3 km/h
4	144	KARLSSON, William	SWE	Nika International	SWE	206510185879 222	Exprit / Vortex / Vego	4		9	7:42,060 0:03,625	0:01,820	0:49,789	9	83,4 km/h 86,6 km/h
5	165	FLACK, Marcos	AUS	ENERGY CORSE S.R.L.	ITA	371531 295423	Energy / TM / Vego	5		9	7:42,305 0:03,870	0:00,245	0:49,490	9	83,4 km/h 86,6 km/h
6	142	MUSTAFA, Dalvin	DEU	Gazmend Mustafa	DEU	IKC1173436 BEK1199671	Tony Kart / IAME / Vego	6		9	7:45,548 0:07,113	0:03,243	0:50,334	9	82,8 km/h 85,1 km/h
7	152	SCHEEF, Emil	DNK	Speedsupply	DNK	66544 61513	Hosse / IAME / Vego	7		9	7:45,768 0:07,333	0:00,220	0:50,259	8	82,8 km/h 85,2 km/h
8	108	RAUER, Fabio	DEU	RS Schumacher Racing Team	DEU	IKC1164921 KBF1067587	Praga / IAME / Vego	8		9	7:46,469 0:08,034	0:00,701	0:50,072	9	82,7 km/h 85,4 km/h
9	115	RIED, Lenny	DEU	Solgat Motorsport	DEU	IKC1173160 KBF1079882	Birel Art / TM / Vego	9	5 sec.	9	7:49,721 0:11,286	0:03,252	0:49,993	9	82,1 km/h 85,7 km/h
10	133	RINGDAHL, Neo	SWE	Bamberger Karting	DEU	200603285693 KBF1197896	Luxor / LKE / Vego	10		9	7:50,043 0:11,608	0:00,322	0:50,097	8	82 km/h 85,3 km/h
11	135	TESTA, Rodrigo de Sousa	PRT	DR SRL	ITA	PT19/0317 296449	DR / Modena / Vego	11		9	7:50,220 0:11,785	0:00,177	0:50,322	8	82 km/h 85,1 km/h
12	188	SCHMITZ, Marc	DEU	Maxim Racing Sport	DEU	IKC1167039 KBF1167038	Exprit / Vortex / Vego	12		9	7:50,346 0:11,911	0:00,126	0:50,205	8	82 km/h 85,3 km/h
13	116	KRISTIANSEN, Marius	DNK	HK Motorsport	DNK	66433 81330	Kart Republic / IAME / Vego	13		9	7:50,375 0:11,940	0:00,029	0:50,512	8	82 km/h 84,8 km/h
14	153	HARALAMPIEV, Maksim	DEU	Valier Motorsport	DEU	IKC1169591 KBF1063735	SODI / Iame / Vego	14		9	7:52,224 0:13,789	0:01,849	0:50,112	9	81,6 km/h 85,5 km/h
15	128	JAROMIN, David	DEU	SRP Racing Team	DEU	IKC1176826 KBF1156791	Maranello / TM / Vego	15		9	7:52,568 0:14,133	0:00,344	0:50,291	9	81,6 km/h 85,2 km/h
16	141	RIEBERER, Paul	AUT	Hold Maranello Racing Team	AUT	JK2062 BK 003	Maranello / TM / Vego	16		9	7:53,464 0:15,029	0:00,896	0:50,067	9	81,4 km/h 85,6 km/h
17	174	DUCCOFFRE, Paul	DEU	CRG Keijzer racing	IND	IKC1183496 28613	CRG / TM / Vego	17		9	7:54,088 0:15,653	0:00,624	0:50,453	9	81,3 km/h 84,9 km/h
18	121	LÜSCHER, Ekaterina	CHE	Innovate Competition	CHE	500305 500033	Exprit / IAME / Vego	18		9	7:55,267 0:16,832	0:01,179	0:50,446	9	81,1 km/h 84,9 km/h
19	107	NAUDÉ, Toni Kayla	CHE	Innovate Competition	CHE	500287 500033	Exprit / IAME / Vego	19		9	7:55,419 0:16,984	0:00,152	0:50,244	7	81,1 km/h 85,3 km/h
20	189	TOHUM, Arthur	DEU	Servet Tohum	DEU	IKC1160352 1201621	KR / IAME / Vego	20	5 sec.	9	7:56,157 0:17,722	0:00,738	0:50,443	9	81 km/h 84,9 km/h
21	119	TANGGAARD, Emil	DNK	HK Motorsport	DNK	66542 81330	Kart Republic / TM / Vego	21	5 sec.	9	7:56,611 0:18,176	0:00,454	0:50,163	9	80,9 km/h 85,4 km/h
22	155	INDERFURTH, Luca	DEU	RL-Competition.com	DEU	IKC1174117 KBF1132168	CRG / TM / Vego	22	5 sec.	9	7:57,843 0:19,408	0:01,232	0:50,318	9	80,7 km/h 85,7 km/h
23	163	STIPITS, Tim	AUT	KSCA SODI AUSTRIA TEAM	AUT	JK2060 BK108	SODIKART / IAME / Vego	23		9	7:59,175 0:20,740	0:01,332	0:51,250	8	80,5 km/h 83,6 km/h
24	111	REHM, Maxim	DEU	Rehm Racing	DEU	IKC1166371 KBF1044805	CRG / TM / Vego	24		5	4:21,900 4 R	4 R	0:50,758	5	81,8 km/h 84,4 km/h
25	164	BAUMHEIER, Franz	DEU	RS-Motorsport	DEU	IKC1180484 KBF1104126	CRG / IAME / Vego	25		4	3:38,071 5 R	1 R	0:51,574	3	78,6 km/h 83,1 km/h
26	120	FELBERMAYR, Horst Felix	AUT	Solgat Motorsport	DEU	JK2178 KBF1079882	Ricciardo / TM / Vego	26		0	0:02,140 9 R		4 R		
27	114	MAGNUSSEN, Mickey	DNK	RS Competition	DNK	57430 36053	Tony Kart / Vortex / Vego	27		0	0:02,175 9 R		0:00,035		
the following drivers are disqualified															
DSQ	175	GREGOR, Daniel	DEU	Junior TEAM75	DEU	IKC1168157 KBF1154079	Kart Republic / IAME / Vego	30		DSQ	disqualified				

StNr. 115,119,189,155 5 sec penalty Frontfairing
 StNr. 175 Disqualification from the Heat

Rennleitung: Volker Ehekircher Racedirektor: Horst Seidel
 Sportkommissare: Nikolas Spaderna / Ulrich Bell / Franz-Josef Serr
 Techn. Kommissare: Hans-Jürgen Dangers / A. Sengpiel / M. Grasshoff / C. Schmidt / J.Lawinger / M.Ambrosius
 Zeitnahme: KART-DATA timing service Franz Schieszler

Zeitnahme / timekeeping

control 
 Franz Schieszler

freigegeben: 19:09:13






DEUTSCHE KART-MEISTERSCHAFT

Round 2: 10 - 12 / 05 / 2019

PRO KART WACKERSDORF

RaceLand



DMSB-RegNr:107/19

R 13 DJKM (OK-Junior) Heat 3 A < > B

Fahrername Driver	De Haan Robert	Leistra Luca	Scionti Enzo Riccardo	Karlisson William	Flack Marcos	Ried Lenny	Mustafa Dalvin	Scheef Emil	Rauer Fabio	Ringdahl Neo	Rodrigo de Sousa	Schmitz Marc
schnellste Runde in Runde	0:49,427 Rn. 9	0:49,678 Rn. 9	0:49,656 Rn. 9	0:49,789 Rn. 9	0:49,490 Rn. 9	0:49,993 Rn. 9	0:50,334 Rn. 9	0:50,259 Rn. 8	0:50,072 Rn. 9	0:50,097 Rn. 8	0:50,322 Rn. 8	0:50,205 Rn. 8
Speed	86,7 km/h	86,2 km/h	86,3 km/h	86,0 km/h	86,6 km/h	85,7 km/h	85,1 km/h	85,2 km/h	85,6 km/h	85,5 km/h	85,1 km/h	85,3 km/h
Lap 1	0:54,087	0:53,315	0:53,649	0:55,539	0:56,398	0:57,079	0:54,716	0:56,849	0:57,497	0:53,581	0:57,512	0:58,778
Lap 2	0:50,928	0:51,734	0:51,704	0:51,299	0:51,525	0:51,601	0:51,760	0:51,891	0:51,621	0:51,412	0:51,745	0:52,057
Lap 3	0:51,827	0:51,362	0:51,589	0:50,904	0:50,921	0:51,459	0:51,186	0:51,377	0:51,349	0:51,940	0:51,774	0:51,818
Lap 4	0:50,127	0:50,599	0:51,104	0:50,972	0:50,047	0:50,351	0:51,857	0:50,590	0:50,677	0:52,258	0:51,220	0:51,380
Lap 5	0:50,221	0:50,522	0:49,993	0:50,824	0:50,259	0:50,736	0:50,584	0:50,799	0:51,081	0:55,271	0:50,887	0:51,442
Lap 6	0:49,911	0:50,339	0:50,123	0:50,263	0:50,176	0:50,324	0:51,211	0:50,871	0:50,331	0:50,986	0:50,640	0:50,655
Lap 7	0:49,966	0:50,067	0:50,181	0:50,020	0:50,126	0:50,104	0:50,777	0:50,316	0:50,214	0:51,369	0:50,829	0:50,580
Lap 8	0:49,725	0:49,932	0:49,949	0:49,824	0:49,878	0:50,119	0:50,680	0:50,259	0:50,422	0:50,097	0:50,322	0:50,205
Lap 9	0:49,427	0:49,678	0:49,656	0:49,789	0:49,490	0:49,993	0:50,334	0:50,338	0:50,072	0:51,093	0:51,455	0:50,778






DEUTSCHE KART-MEISTERSCHAFT

Round 2: 10 - 12 / 05 / 2019

PRO KART WACKERSDORF



DMSB

DMSB-RegNr:107/19

R 13 DJKM (OK-Junior) Heat 3 A < > B

Fahrername Driver	Kristiansen Marius	Tohum Arthur	Tangaard Emil	Haralampiev Maksim	Jaromin David	Inderfurth Luca	Rieberer Paul	Ducoffre Paul	Lüscher Ekaterina	Naudé Toni Kayla	Stipits Tim	Gregor Daniel
schnellste Runde in Runde	0:50,512 Rn. 8	0:50,443 Rn. 9	0:50,163 Rn. 9	0:50,112 Rn. 9	0:50,291 Rn. 9	0:50,318 Rn. 9	0:50,067 Rn. 9	0:50,453 Rn. 9	0:50,446 Rn. 9	0:50,244 Rn. 7	0:51,250 Rn. 8	0:50,394 Rn. 5
Speed	84,8 km/h	84,9 km/h	85,4 km/h	85,5 km/h	85,2 km/h	85,1 km/h	85,6 km/h	84,9 km/h	84,9 km/h	85,3 km/h	83,6 km/h	85,0 km/h
Lap 1	0:57,341	0:58,245	0:58,422	0:59,319	0:57,715	0:58,504	0:58,810	0:56,072	0:58,700	0:58,498	0:59,293	0:56,169
Lap 2	0:51,868	0:51,936	0:51,925	0:53,073	0:51,997	0:52,662	0:53,239	0:52,982	0:52,818	0:52,617	0:53,065	0:51,457
Lap 3	0:52,272	0:52,390	0:51,906	0:51,237	0:52,378	0:51,852	0:51,362	0:52,987	0:51,226	0:51,204	0:51,498	0:50,759
Lap 4	0:51,469	0:51,861	0:51,441	0:51,647	0:51,939	0:51,521	0:51,458	0:51,877	0:51,730	0:51,953	0:51,743	0:50,584
Lap 5	0:51,272	0:51,027	0:51,667	0:51,674	0:52,376	0:51,628	0:52,344	0:51,609	0:53,225	0:54,584	0:52,374	0:50,394
Lap 6	0:50,792	0:50,938	0:51,225	0:50,924	0:50,874	0:51,380	0:50,543	0:51,771	0:51,404	0:51,072	0:53,129	1:48,302
Lap 7	0:50,697	0:50,561	0:50,833	0:50,714	0:50,852	0:50,878	0:50,535	0:51,941	0:50,721	0:50,244	0:51,806	0:55,081
Lap 8	0:50,512	0:50,944	0:50,686	0:50,526	0:51,265	0:50,658	0:51,362	0:51,873	0:50,974	0:50,807	0:51,250	0:56,396
Lap 9	0:50,559	0:50,443	0:50,163	0:50,112	0:50,291	0:50,318	0:50,067	0:50,453	0:50,446	0:50,540	0:51,351	





DEUTSCHE KART-MEISTERSCHAFT




Round 2: 10 - 12 / 05 / 2019

PRO KART WACKERSDORF



DMSB-RegNr.:107/19

R 13 DJKM (OK-Junior) Heat 3 A < > B

Fahrername Driver	Rehm Maxim	Baumheier Franz	Felbermayr Horst Felix	Magnussen Mickey
schnellste Runde in Runde	0:50,758 Rn. 5	0:51,574 Rn. 3		
Speed	84,4 km/h	83,1 km/h		
Lap 1	0:54,053	0:58,404		
Lap 2	0:51,693	0:53,076		
Lap 3	0:51,131	<u>0:51,574</u>		
Lap 4	0:51,681	0:52,200		
Lap 5	<u>0:50,758</u>			
Lap 6				
Lap 7				
Lap 8				
Lap 9				

R 9 DKM (OK-Junior) Heat 2 A <> C

Strecke / track: 1190m

started: 26 classified: 26 not classified: 0 not started: 2

fastest Lap Levente RÉVÉSZ at: 0:49,772

Pos	Str. Nr.	Fahrer / Driver	Nation	Bewerber/Sponsor	Nation	Lizenz / B-Lizenz	Chassis/Motor/Reifen	Points	Penalty	Runden / Laps	Gesamtzeit / Differenz	Abstand / Gap	beste Runde / best Lap	in R. / in L.	o Geschw. / v Speed
1	132	LEISTRA, Luca	BEL	RS Schumacher Racing Team	DEU	909365 KBF1067587	IPK Praga / IAME / Vego	0		9	7:39,863		0:50,056	9	83,8 km/h
2	133	RINGDAHL, Neo	SWE	Bamberger Kart racing	DEU	200603285693 KBF1197896	Luxor / LKE / Vego	2		9	7:40,233 0:00,370	0:00,370	0:50,063	8	85,6 km/h
3	139	RÉVÉSZ, Levente	HUN	KR MOTORSPORT SRL	ITA	5746 436754	KR / Parilla / Vego	3		9	7:41,187 0:01,324	0:00,954	0:49,772	9	86,1 km/h
4	106	BERGMEISTER, Jakob	DEU	Millennium Racing Team	DEU	IKC1156048 KBF1095578	Tony Kart / Vortex / Vego	4		9	7:42,149 0:02,286	0:00,962	0:49,840	8	86,6 km/h
5	114	MAGNUSSEN, Mickey	DNK	RS Competition	DNK	57430 36053	Tony Kart / Vortex / Vego	5		9	7:43,290 0:03,427	0:01,141	0:49,814	8	86,8 km/h
6	129	SCIONI, Enzo Riccardo	USA	Ward Racing	SWE	D1845 SK 19 JR-C 102	Tony Kart / Vortex / Vego	6		9	7:44,064 0:04,201	0:00,774	0:50,019	7	83,1 km/h
7	112	GRÖNDAHL, Torben	DEU	Team Hemkemeyer	DEU	IKC1174061 KBF1079090	Intrepid / IAME / Vego	7		9	7:44,212 0:04,349	0:00,148	0:49,970	9	85,7 km/h
8	124	JAKOBSEN, Mathias Bjerre	DNK	TK Racing	DNK	74056 52208	FA Kart / TM / Vego	8	5 sec.	9	7:46,054 0:06,191	0:01,842	0:49,845	9	85,9 km/h
9	108	RAUER, Fabio	DEU	RS Schumacher Racing Team	DEU	IKC1164921 KBF 1067587	Praga / IAME / Vego	9		9	7:46,937 0:07,074	0:00,883	0:50,298	8	82,6 km/h
10	144	KARLSSON, William	SWE	Nika International	SWE	200510185879 222	Exprit / Vortex / Vego	10	5 sec.	9	7:48,621 0:08,758	0:01,684	0:49,855	8	85,9 km/h
11	130	SKJELLERUP, Marcus	DNK	RS Competition	DNK	63503 36053	Tony Kart / Vortex / Vego	11	5 sec.	9	7:48,922 0:09,059	0:00,301	0:49,986	8	85,7 km/h
12	153	HARALAMPIEV, Maksim	DEU	Valier Motorsport	DEU	IKC1169591 KBF1063735	SODI / Iame / Vego	12		9	7:49,112 0:09,249	0:00,190	0:50,413	6	82,2 km/h
13	117	OLSEN, Elias	DNK	HK Motorsport	DNK	67563 81330	Kart Republic / IAME / Vego	13		9	7:49,964 0:10,101	0:00,852	0:50,054	6	82,9 km/h
14	128	JAROMIN, David	DEU	SRP Racing Team	DEU	IKC1176826 KBF1156791	Maranello / TM / Vego	14	5 sec.	9	7:50,993 0:11,130	0:01,029	0:50,333	9	81,9 km/h
15	163	STIPITS, Tim	AUT	KSCA SODI AUSTRIA TEAM	AUT	JK2060 BK108	SODIKART / IAME / Vego	15		9	7:51,418 0:11,555	0:00,425	0:50,422	7	81,8 km/h
16	109	PROBST, Kaden	NZL	Darren Probst	NZL	148E 148E	Tony Kart / Vortex / Vego	16	5 sec.	9	7:52,329 0:12,466	0:00,911	0:49,985	8	81,6 km/h
17	181	OUZIEL, Andrey	ARE	ENERGY CORSE S.R.L.	ITA	K19 036 295423	Energy / TM / Vego	17		9	7:52,981 0:13,118	0:00,652	0:50,439	8	81,5 km/h
18	142	MUSTAFA, Dalvin	DEU	Gazmend Mustafa	DEU	IKC1173436 BEK1199671	Tony Kart / IAME / Vego	18		9	7:53,140 0:13,277	0:00,159	0:50,571	8	84,7 km/h
19	127	ZUG, Lilly	DEU	RL-Competition.com	DEU	IKC1173305 KBF1132168	CRG / TM / Vego	19	5 sec.	9	7:55,129 0:15,266	0:01,989	0:50,378	7	81,1 km/h
20	155	INDERFURTH, Luca	DEU	RL-Competition.com	DEU	IKC1174117 KBF1132168	CRG / TM / Vego	20	5 sec.	9	7:55,779 0:15,916	0:00,650	0:50,499	7	84,8 km/h
21	138	QUONDAMCARLO, Manuel	ITA	DR SRL	ITA	370486 296449	DR / Modena / Vego	21	5 sec.	9	7:57,771 0:17,908	0:01,992	0:50,597	8	80,7 km/h
22	141	RIEBERER, Paul	AUT	Hold Maranello Racing Team	AUT	JK2062 BK 003	Maranello / TM / Vego	22	5 sec.	9	7:58,542 0:18,679	0:00,771	0:50,321	8	80,6 km/h
23	174	DUCOFFRE, Paul	DEU	CRG Keijzer racing	NLD	IKC1183496 28613	CRG / TM / Vego	23		4	3:39,506 5 R	5 R	0:51,814	4	78,1 km/h
24	113	ANDRONACO, Vincent	DEU	Team Hemkemeyer	DEU	IKC1160869 KBF1079090	Intrepid / IAME / Vego	24		1	0:54,263 8 R	3 R	0:54,280	1	76,1 km/h
25	125	JULIUS-BERNHART, Jannik	DEU	SRP Racing Team	DEU	IKC1136143 KBF1156791	Maranello / TM / Vego	25		1	0:57,132 8 R	0:00,869	0:54,518	1	75,5 km/h
26	118	TERKILDTSEN, Magnus	DNK	HK Motorsport	DNK	58099 81330	Kart Republic / IAME / Vego	26		1	0:58,739 8 R	0:01,607	0:55,482	1	72,9 km/h
the following drivers did not start.															
DNS	161	MICHL, Oliver	AUT	KSCA SODI AUSTRIA TEAM	AUT	JK2009 BK108	SODIKART / IAME / Vego	29			DNS				
DNS	107	NAUDÉ, Toni Kayla	CHE	Innovate Competition	CHE	500287 500033	Exprit / IAME / Vego	29	5 sec.		DNS				

StNr. 124,144,130,141,138,155,127,109,128,107 5 sec penalty Frontfairing

Rennleitung: Volker Ehekircher Racedirektor: Horst Seidel

Sportkommissare: Nikolas Spaderna / Ulrich Bell / Franz-Josef Serr

Techn. Kommissare: Hans-Jürgen Dangers / A. Sengpiel / M. Grasshoff / C. Schmidt / J. Lowinger / M. Ambrosius

Zeitmahme: KART-DATA timing service Franz Schieszler

Zeitnahme / timekeeping

control  Franz Schieszler

freigegeben: 18:05:36






DEUTSCHE KART-MEISTERSCHAFT

Round 2: 10 - 12 / 05 / 2019

PRO KART WACKERSDORF



DMSB

DMSB-RegNr:107/19

R 9 DJKM (OK-Junior) Heat 2 A < > C

Fahrername Driver	Probst Kaden	Haralampiev Maksim	Olsen Elias	Zug Lilly	Inderfurth Luca	Stipits Tim	Quondamcarlo Manuel	Ouziel Andrey	Mustafa Dalvin	Rieberer Paul	Ducoffre Paul	Andronaco Vincent
schnellste Runde in Runde	0:49,985 Rn. 8	0:50,413 Rn. 6	0:50,054 Rn. 6	0:50,378 Rn. 7	0:50,499 Rn. 7	0:50,422 Rn. 7	0:50,597 Rn. 8	0:50,439 Rn. 8	0:50,571 Rn. 8	0:50,321 Rn. 8	0:51,814 Rn. 4	0:54,280 Rn. 1
Speed	85,7 km/h	85,0 km/h	85,6 km/h	85,0 km/h	84,8 km/h	85,0 km/h	84,7 km/h	84,9 km/h	84,7 km/h	85,1 km/h	82,7 km/h	78,9 km/h
Lap 1	0:56,918	0:57,117	0:57,251	0:55,154	0:57,677	0:57,736	0:57,642	0:57,635	0:56,913	0:57,036	1:00,165	0:54,280
Lap 2	0:53,673	0:53,569	0:53,394	0:55,862	0:53,152	0:53,341	0:54,543	0:55,485	0:55,247	0:55,835	0:53,146	
Lap 3	0:51,324	0:51,347	0:51,950	0:51,439	0:51,870	0:52,264	0:52,337	0:52,008	0:52,616	0:52,048	0:51,844	
Lap 4	0:50,884	0:50,861	0:50,780	0:50,905	0:50,938	0:51,265	0:51,470	0:51,132	0:51,331	0:51,231	0:51,814	
Lap 5	0:50,385	0:51,181	0:52,041	0:51,043	0:50,760	0:51,122	0:50,941	0:50,971	0:51,018	0:52,036		
Lap 6	0:50,308	0:50,413	0:50,054	0:51,051	0:50,798	0:50,486	0:50,852	0:50,568	0:50,795	0:50,619		
Lap 7	0:50,489	0:50,651	0:50,427	0:50,378	0:50,499	0:50,422	0:50,730	0:50,665	0:51,281	0:50,375		
Lap 8	0:49,985	0:50,669	0:50,530	0:50,997	0:51,052	0:50,566	0:50,597	0:50,439	0:50,571	0:50,321		
Lap 9	0:50,921	0:50,512	0:50,521	0:50,451	0:50,877	0:50,760	0:50,906	0:50,821	0:51,072	0:50,433		





DEUTSCHE KART-MEISTERSCHAFT



Round 2: 10 - 12 / 05 / 2019





PRO KART WACKERSDORF



DMSB-RegNr.:107/19

R 9 DJKM (OK-Junior) Heat 2 A < > C

Fahrername Driver	Julius-Bernhart Jannik	Terkildsen Magnus
schnellste Runde in Runde	0:54,518 Rn. 1	0:55,482 Rn. 1
Speed	78,6 km/h	77,2 km/h
Lap 1	<u>0:54,518</u>	<u>0:55,482</u>
Lap 2		
Lap 3		
Lap 4		
Lap 5		
Lap 6		
Lap 7		
Lap 8		
Lap 9		

DEUTSCHE KART-MEISTERSCHAFT

Round 2: 10 - 12 / 05 / 2019

PRO KART WACKERSDORF

DMSB

Regelband

DMSB-RegNr.:107/19

R 9 DJKM (OK-Junior) Heat 2 A < > C

Ziel		Sektion 1		Sektion 2		Sektion 3	
Fahrername	Zeit	Fahrername	Zeit	Fahrername	Zeit	Fahrername	Zeit
1 139 Révész,Levente	0:49,772	129 Scionti,Enzo Riccardo	0:18,095	112 Gröndahl,Torben	0:16,078	114 Magnussen,Mickey	0:15,339
2 114 Magnussen,Mickey	0:49,814	130 Skjellerup,Marcus	0:18,152	124 Jakobsen,Mathias Bjerre	0:16,088	144 Karlsson,William	0:15,373
3 106 Bergmeister,Jakob	0:49,840	109 Probst,Kaden	0:18,187	139 Révész,Levente	0:16,092	139 Révész,Levente	0:15,408
4 124 Jakobsen,Mathias Bjerre	0:49,845	106 Bergmeister,Jakob	0:18,201	117 Olsen,Elias	0:16,111	106 Bergmeister,Jakob	0:15,421
5 144 Karlsson,William	0:49,855	144 Karlsson,William	0:18,215	132 Leistra,Luca	0:16,117	117 Olsen,Elias	0:15,445
6 112 Gröndahl,Torben	0:49,970	139 Révész,Levente	0:18,225	108 Rauer,Fabio	0:16,165	124 Jakobsen,Mathias Bjerre	0:15,477
7 109 Probst,Kaden	0:49,985	124 Jakobsen,Mathias Bjerre	0:18,242	130 Skjellerup,Marcus	0:16,168	130 Skjellerup,Marcus	0:15,477
8 130 Skjellerup,Marcus	0:49,986	114 Magnussen,Mickey	0:18,267	129 Scionti,Enzo Riccardo	0:16,175	133 Ringdahl,Neo	0:15,488
9 129 Scionti,Enzo Riccardo	0:50,019	117 Olsen,Elias	0:18,290	106 Bergmeister,Jakob	0:16,177	108 Rauer,Fabio	0:15,502
10 117 Olsen,Elias	0:50,054	133 Ringdahl,Neo	0:18,294	109 Probst,Kaden	0:16,179	129 Scionti,Enzo Riccardo	0:15,552
11 132 Leistra,Luca	0:50,056	108 Rauer,Fabio	0:18,309	144 Karlsson,William	0:16,186	112 Gröndahl,Torben	0:15,553
12 133 Ringdahl,Neo	0:50,063	112 Gröndahl,Torben	0:18,339	114 Magnussen,Mickey	0:16,208	132 Leistra,Luca	0:15,557
13 108 Rauer,Fabio	0:50,298	127 Zug,Lilly	0:18,341	141 Rieberer,Paul	0:16,208	163 Stipits,Tim	0:15,562
14 141 Rieberer,Paul	0:50,321	181 Ouziel,Andrey	0:18,353	128 Jaromin,David	0:16,209	109 Probst,Kaden	0:15,572
15 128 Jaromin,David	0:50,333	128 Jaromin,David	0:18,358	133 Ringdahl,Neo	0:16,214	155 Inderfurth,Luca	0:15,586
16 127 Zug,Lilly	0:50,378	142 Mustafa,Dalvin	0:18,359	153 Haralampiev,Maksim	0:16,266	141 Rieberer,Paul	0:15,619
17 153 Haralampiev,Maksim	0:50,413	132 Leistra,Luca	0:18,378	155 Inderfurth,Luca	0:16,267	127 Zug,Lilly	0:15,629
18 163 Stipits,Tim	0:50,422	155 Inderfurth,Luca	0:18,382	142 Mustafa,Dalvin	0:16,342	153 Haralampiev,Maksim	0:15,649
19 181 Ouziel,Andrey	0:50,439	138 Quondamcarlo,Manuel	0:18,408	127 Zug,Lilly	0:16,350	181 Ouziel,Andrey	0:15,653
20 155 Inderfurth,Luca	0:50,499	163 Stipits,Tim	0:18,431	181 Ouziel,Andrey	0:16,351	138 Quondamcarlo,Manuel	0:15,665
21 142 Mustafa,Dalvin	0:50,571	141 Rieberer,Paul	0:18,435	163 Stipits,Tim	0:16,377	128 Jaromin,David	0:15,683
22 138 Quondamcarlo,Manuel	0:50,597	153 Haralampiev,Maksim	0:18,471	138 Quondamcarlo,Manuel	0:16,432	142 Mustafa,Dalvin	0:15,719
23 174 Ducoffre,Paul	0:51,814	174 Ducoffre,Paul	0:18,731	118 Terkildsen,Magnus	0:16,732	174 Ducoffre,Paul	0:16,045
24 113 Andronaco,Vincent	0:54,280	118 Terkildsen,Magnus	0:18,828	174 Ducoffre,Paul	0:16,853	125 Julius-Bernhart,Jannik	0:16,171
25 125 Julius-Bernhart,Jannik	0:54,518	125 Julius-Bernhart,Jannik	0:19,098	125 Julius-Bernhart,Jannik	0:16,904	118 Terkildsen,Magnus	0:16,359
26 118 Terkildsen,Magnus	0:55,482	113 Andronaco,Vincent	0:19,599	113 Andronaco,Vincent	0:17,057	113 Andronaco,Vincent	0:16,644






DEUTSCHE KART-MEISTERSCHAFT

PRO KART WACKERSDORF

Round 2: 10 - 12 / 05 / 2019

RaceLand



DMSB-RegNr.:107/19

R 9 DJKM (JK-Junior) Heat 2 A < > C

Die schnellsten Zeiten

Ort	Nr. Fahrername	Zeit	Streckenl.	Ø Speed
Ziel	139 Révész,Levente	0:49,772	1190 m	86,1 km/h
Sektion 1	129 Scionti,Enzo Riccardo	0:18,095	452 m	89,9 km/h
Sektion 2	112 Gründahl,Torben	0:16,078	368 m	82,4 km/h
Sektion 3	114 Magnusen,Mickey	0:15,339	370 m	86,8 km/h

	Smr.132 Leistra,Luca BEL	Smr.133 Ringdahl,Neo SWE	Smr.124 Jakobsen,Mathias Bjerre DNK	Smr.139 Révész,Levente HUN	Smr.106 Bergmeister,Jakob DEU
	RS Schumacher Racing Team	Bamberger Karttracing	TK Racing	KR MOTORSport SRL	Millennium Racing Team
	theoretisch mögliche Bestzeit 0:50,052	theoretisch mögliche Bestzeit 0:49,996	theoretisch mögliche Bestzeit 0:49,807	theoretisch mögliche Bestzeit 0:49,725	theoretisch mögliche Bestzeit 0:49,799
best	Ziel Sektion 1 Sektion 2 Sektion 3 0:50,056 0:18,378 0:16,117 0:15,557	Ziel Sektion 1 Sektion 2 Sektion 3 0:50,063 0:18,294 0:16,214 0:15,488	Ziel Sektion 1 Sektion 2 Sektion 3 0:49,845 0:18,242 0:16,088 0:15,477	Ziel Sektion 1 Sektion 2 Sektion 3 0:49,772 0:18,225 0:16,092 0:15,408	Ziel Sektion 1 Sektion 2 Sektion 3 0:49,840 0:18,201 0:16,177 0:15,421
Runde 1	0:53,254 0:20,326 0:16,944 0:15,984	0:52,506 0:19,474 0:16,986 0:16,046	0:54,255 0:20,882 0:17,092 0:16,281	0:53,964 0:20,566 0:17,100 0:16,298	0:54,787 0:21,259 0:17,020 0:16,508
Runde 2	0:51,425 0:18,724 0:16,824 0:15,877	0:51,579 0:18,876 0:16,758 0:15,945	0:51,726 0:18,879 0:16,946 0:15,901	0:52,988 0:19,016 0:17,566 0:16,406	0:52,313 0:18,962 0:16,926 0:16,425
Runde 3	0:51,081 0:18,627 0:16,604 0:15,850	0:51,356 0:18,790 0:16,599 0:15,967	0:51,071 0:18,621 0:16,495 0:15,955	0:51,338 0:18,875 0:16,660 0:15,803	0:51,067 0:18,779 0:16,565 0:15,723
Runde 4	0:50,955 0:18,737 0:16,435 0:15,783	0:51,633 0:19,285 0:16,485 0:15,863	0:50,818 0:18,559 0:16,463 0:15,796	0:50,625 0:18,637 0:16,355 0:15,633	0:50,965 0:18,792 0:16,500 0:15,673
Runde 5	0:50,604 0:18,533 0:16,315 0:15,756	0:50,540 0:18,476 0:16,381 0:15,683	0:50,600 0:18,578 0:16,314 0:15,708	0:50,649 0:18,479 0:16,522 0:15,648	0:50,598 0:18,393 0:16,442 0:15,763
Runde 6	0:50,286 0:18,378 0:16,201 0:15,707	0:50,412 0:18,464 0:16,284 0:15,664	0:50,193 0:18,383 0:16,209 0:15,601	0:50,110 0:18,426 0:16,170 0:15,514	0:50,388 0:18,444 0:16,399 0:15,545
Runde 7	0:50,268 0:18,396 0:16,220 0:15,652	0:50,174 0:18,294 0:16,239 0:15,641	0:50,508 0:18,568 0:16,265 0:15,675	0:49,918 0:18,351 0:16,092 0:15,475	0:50,009 0:18,278 0:16,243 0:15,488
Runde 8	0:50,109 0:18,396 0:16,156 0:15,557	0:50,063 0:18,308 0:16,229 0:15,526	0:49,968 0:18,366 0:16,088 0:15,514	0:49,959 0:18,341 0:16,207 0:15,411	0:49,840 0:18,201 0:16,177 0:15,462
Runde 9	0:50,056 0:18,382 0:16,117 0:15,557	0:50,220 0:18,518 0:16,214 0:15,488	0:49,845 0:18,242 0:16,126 0:15,477	0:49,772 0:18,225 0:16,139 0:15,408	0:50,006 0:18,303 0:16,282 0:15,421






DEUTSCHE KART-MEISTERSCHAFT

Round 2: 10 - 12 / 05 / 2019

PRO KART WACKERSDORF

Raceland

DMSB-RegNr.:107/19

R 9 DJKM (OK-Junior) Heat 2 A < C

Die schnellsten Zeiten

Ort	Nr. Fahrername	Zeit	Streckenl.	Ø Speed
Ziel	139 Révész,Levente	0:49,772	1190 m	86,1 km/h
Sektion 1	129 Scionti,Enzo Riccardo	0:18,095	452 m	89,9 km/h
Sektion 2	112 Gründahl,Torben	0:16,078	368 m	82,4 km/h
Sektion 3	114 Magnussen,Mickey	0:15,339	370 m	86,8 km/h

	Smr.114 Magnussen,Mickey DNK RS Competition	Smr.144 Karlsson,William SWE Nika International	Smr.130 Skjellerup,Marcus DNK RS Competition	Smr.129 Scionti,Enzo Riccardo USA Ward Racing	Smr.112 Gründahl,Torben DEU Team Henkemeyer
	theoretisch mögliche Bestzeit 0:49,814	theoretisch mögliche Bestzeit 0:49,774	theoretisch mögliche Bestzeit 0:49,797	theoretisch mögliche Bestzeit 0:49,822	theoretisch mögliche Bestzeit 0:49,970
best	Ziel Sektion 1 Sektion 2 Sektion 3 0:49,814 0:18,267 0:16,208 0:15,339	Ziel Sektion 1 Sektion 2 Sektion 3 0:49,855 0:18,215 0:16,186 0:15,373	Ziel Sektion 1 Sektion 2 Sektion 3 0:49,986 0:18,152 0:16,168 0:15,477	Ziel Sektion 1 Sektion 2 Sektion 3 0:50,019 0:18,095 0:16,175 0:15,552	Ziel Sektion 1 Sektion 2 Sektion 3 0:49,970 0:18,339 0:16,078 0:15,553
Runde 1	0:54,121 0:20,851 0:17,091 0:16,179	0:55,047 0:21,619 0:17,313 0:16,115	0:55,005 0:21,597 0:17,256 0:16,152	0:54,702 0:21,126 0:17,154 0:16,422	0:55,552 0:21,341 0:17,928 0:16,283
Runde 2	0:52,599 0:18,960 0:17,373 0:16,266	0:52,344 0:18,894 0:16,861 0:16,589	0:53,434 0:19,112 0:17,228 0:17,094	0:52,422 0:18,884 0:16,888 0:16,650	0:52,432 0:18,802 0:16,671 0:16,959
Runde 3	0:51,389 0:18,895 0:16,645 0:15,849	0:50,876 0:18,652 0:16,554 0:15,670	0:51,107 0:18,560 0:16,681 0:15,866	0:51,615 0:19,154 0:16,640 0:15,821	0:50,861 0:18,650 0:16,530 0:15,681
Runde 4	0:51,545 0:18,864 0:16,954 0:15,727	0:51,180 0:18,677 0:16,512 0:15,991	0:50,612 0:18,497 0:16,290 0:15,825	0:51,400 0:18,525 0:16,619 0:16,256	0:50,651 0:18,628 0:16,367 0:15,656
Runde 5	0:50,487 0:18,389 0:16,477 0:15,621	0:50,423 0:18,393 0:16,443 0:15,587	0:50,543 0:18,530 0:16,367 0:15,646	0:50,951 0:18,544 0:16,446 0:15,961	0:50,304 0:18,456 0:16,202 0:15,646
Runde 6	0:50,447 0:18,532 0:16,409 0:15,506	0:50,230 0:18,331 0:16,437 0:15,462	0:50,058 0:18,311 0:16,270 0:15,477	0:50,310 0:18,392 0:16,310 0:15,608	0:50,392 0:18,473 0:16,303 0:15,616
Runde 7	0:50,045 0:18,326 0:16,239 0:15,480	0:50,047 0:18,371 0:16,205 0:15,471	0:50,011 0:18,299 0:16,221 0:15,491	0:50,019 0:18,260 0:16,175 0:15,584	0:50,375 0:18,578 0:16,207 0:15,590
Runde 8	0:49,814 0:18,267 0:16,208 0:15,339	0:49,855 0:18,296 0:16,186 0:15,373	0:49,986 0:18,289 0:16,168 0:15,529	0:50,073 0:18,260 0:16,261 0:15,552	0:50,235 0:18,389 0:16,203 0:15,643
Runde 9	0:50,911 0:18,328 0:16,514 0:16,069	0:51,016 0:18,215 0:16,410 0:16,391	0:50,885 0:18,152 0:16,265 0:16,468	0:50,515 0:18,095 0:16,253 0:16,167	0:49,970 0:18,339 0:16,078 0:15,553






DEUTSCHE KART-MEISTERSCHAFT

Round 2: 10 - 12 / 05 / 2019

PRO KART WACKERSDORF

Raceland



DMSB-RegNr.:107/19

R 9 DJKM (OK-Junior) Heat 2 A < > C

Die schnellsten Zeiten

Ort	Nr. Fahrername	Zeit	Streckenl.	Ø Speed
Ziel	139 Révész,Levente	0:49,772	1190 m	86,1 km/h
Sektion 1	129 Scionti,Enzo Riccardo	0:18,095	452 m	89,9 km/h
Sektion 2	112 Gründahl,Torben	0:16,078	368 m	82,4 km/h
Sektion 3	114 Magnusen,Mickey	0:15,339	370 m	86,8 km/h

	Smr.128 Jaromin,David DEU SRP Racing Team	Smr.108 Rauer,Fabio DEU RS Schumacher Racing Team	Smr.109 Probst,Kaden NZL Darren Probst	Smr.153 Haralampjev,Maksim DEU Vailer Motorsport	Smr.117 Olsen,Elias DNK HK Motorsport
	theoretisch mögliche Bestzeit 0:50,250	theoretisch mögliche Bestzeit 0:49,976	theoretisch mögliche Bestzeit 0:49,938	theoretisch mögliche Bestzeit 0:50,386	theoretisch mögliche Bestzeit 0:49,846
best	Ziel Sektion 1 Sektion 2 Sektion 3 0:50,333 0:18,358 0:16,209 0:15,683	Ziel Sektion 1 Sektion 2 Sektion 3 0:50,298 0:18,309 0:16,165 0:15,502	Ziel Sektion 1 Sektion 2 Sektion 3 0:49,985 0:18,187 0:16,179 0:15,572	Ziel Sektion 1 Sektion 2 Sektion 3 0:50,413 0:18,471 0:16,266 0:15,649	Ziel Sektion 1 Sektion 2 Sektion 3 0:50,054 0:18,290 0:16,111 0:15,445
Runde 1	0:55,752 0:21,900 0:17,443 0:16,409	0:57,111 0:22,507 0:18,156 0:16,448	0:56,918 0:22,541 0:18,221 0:16,156	0:57,117 0:22,436 0:18,261 0:16,420	0:57,251 0:22,545 0:18,096 0:16,610
Runde 2	0:53,262 0:18,841 0:16,714 0:17,707	0:52,093 0:19,099 0:16,594 0:16,400	0:53,673 0:19,113 0:16,979 0:17,581	0:53,569 0:19,707 0:16,903 0:16,959	0:53,394 0:19,522 0:16,942 0:16,930
Runde 3	0:51,057 0:18,737 0:16,512 0:15,808	0:51,395 0:18,652 0:16,765 0:15,978	0:51,324 0:18,925 0:16,707 0:15,692	0:51,347 0:18,927 0:16,592 0:15,828	0:51,950 0:19,316 0:16,649 0:15,985
Runde 4	0:50,773 0:18,601 0:16,361 0:15,811	0:50,906 0:18,676 0:16,426 0:15,804	0:50,884 0:18,676 0:16,569 0:15,639	0:50,861 0:18,676 0:16,471 0:15,714	0:50,780 0:18,597 0:16,498 0:15,685
Runde 5	0:50,615 0:18,477 0:16,263 0:15,875	0:50,717 0:18,516 0:16,404 0:15,797	0:50,385 0:18,373 0:16,362 0:15,650	0:51,181 0:18,659 0:16,697 0:15,825	0:52,041 0:18,633 0:16,393 0:17,015
Runde 6	0:50,526 0:18,499 0:16,258 0:15,769	0:50,706 0:18,464 0:16,431 0:15,811	0:50,308 0:18,397 0:16,309 0:15,602	0:50,413 0:18,471 0:16,266 0:15,676	0:50,054 0:18,363 0:16,111 0:15,580
Runde 7	0:50,510 0:18,358 0:16,376 0:15,776	0:50,485 0:18,559 0:16,319 0:15,607	0:50,489 0:18,647 0:16,270 0:15,572	0:50,651 0:18,546 0:16,380 0:15,725	0:50,427 0:18,727 0:16,255 0:15,445
Runde 8	0:50,465 0:18,459 0:16,256 0:15,750	0:50,298 0:18,631 0:16,165 0:15,502	0:49,985 0:18,187 0:16,179 0:15,619	0:50,669 0:18,560 0:16,460 0:15,649	0:50,530 0:18,540 0:16,280 0:15,710
Runde 9	0:50,333 0:18,441 0:16,209 0:15,683	0:50,336 0:18,309 0:16,200 0:15,827	0:50,921 0:18,353 0:16,608 0:15,960	0:50,512 0:18,497 0:16,282 0:15,733	0:50,521 0:18,290 0:16,510 0:15,721






DEUTSCHE KART-MEISTERSCHAFT

PRO KART WACKERSDORF

Round 2: 10 - 12 / 05 / 2019

DMSB

DMSB-RegNr.:107/19

R 9 DJKM (JK-Junior) Heat 2 A < > C

Die schnellsten Zeiten

Ort	Nr. Fahrername	Zeit	Streckenl.	Ø Speed
Ziel	139 Révész,Levente	0:49,772	1190 m	86,1 km/h
Sektion 1	129 Scionti,Enzo Riccardo	0:18,095	452 m	89,9 km/h
Sektion 2	112 Gründahl,Torben	0:16,078	368 m	82,4 km/h
Sektion 3	114 Magnusen,Micke	0:15,339	370 m	86,8 km/h

	Stnr.127 Zug,Lilly DEU RL-Competition.com	Stnr.155 Inderfurth,Luca DEU RL-Competition.com	Stnr.163 Stipits,Tim AUT KSCA SODI AUSTRIA TEAM	Stnr.138 Quondamcarlo,Manuel ITA DR SRL	Stnr.181 Ouziel,Andrey ARE ENERGY CORSE S.R.L.
	theoretisch mögliche Bestzeit 0:50,320	theoretisch mögliche Bestzeit 0:50,235	theoretisch mögliche Bestzeit 0:50,370	theoretisch mögliche Bestzeit 0:50,505	theoretisch mögliche Bestzeit 0:50,357
best	Ziel 0:50,378 Sektion 1 0:18,341 Sektion 2 0:16,350 Sektion 3 0:15,629	Ziel 0:50,499 Sektion 1 0:18,382 Sektion 2 0:16,267 Sektion 3 0:15,586	Ziel 0:50,422 Sektion 1 0:18,431 Sektion 2 0:16,377 Sektion 3 0:15,562	Ziel 0:50,597 Sektion 1 0:18,408 Sektion 2 0:16,432 Sektion 3 0:15,665	Ziel 0:50,439 Sektion 1 0:18,353 Sektion 2 0:16,351 Sektion 3 0:15,653
Runde 1	0:55,154 0:17,229 0:16,310 0:16,310	0:57,677 0:22,888 0:18,127 0:16,662	0:57,736 0:22,915 0:18,279 0:16,542	0:57,642 0:22,954 0:18,046 0:16,642	0:57,635 0:23,043 0:18,046 0:16,546
Runde 2	0:55,862 0:18,860 0:16,902 0:20,100	0:53,152 0:19,415 0:16,970 0:16,767	0:53,341 0:19,501 0:17,203 0:16,637	0:54,543 0:19,602 0:17,084 0:17,857	0:55,485 0:19,488 0:17,082 0:18,915
Runde 3	0:51,439 0:19,001 0:16,602 0:15,836	0:51,870 0:19,188 0:16,647 0:16,035	0:52,264 0:19,188 0:17,023 0:16,053	0:52,337 0:19,090 0:17,197 0:16,050	0:52,008 0:19,001 0:16,881 0:16,126
Runde 4	0:50,905 0:18,611 0:16,579 0:15,715	0:50,938 0:18,722 0:16,496 0:15,720	0:51,265 0:18,638 0:16,664 0:15,963	0:51,470 0:18,622 0:16,932 0:15,916	0:51,132 0:18,641 0:16,536 0:15,955
Runde 5	0:51,043 0:18,504 0:16,584 0:15,955	0:50,760 0:18,495 0:16,550 0:15,715	0:51,122 0:18,766 0:16,543 0:15,813	0:50,941 0:18,547 0:16,649 0:15,745	0:50,971 0:18,730 0:16,428 0:15,813
Runde 6	0:51,051 0:18,476 0:16,466 0:16,109	0:50,798 0:18,382 0:16,395 0:16,021	0:50,486 0:18,497 0:16,427 0:15,562	0:50,852 0:18,562 0:16,432 0:15,858	0:50,568 0:18,529 0:16,386 0:15,653
Runde 7	0:50,378 0:18,399 0:16,350 0:15,629	0:50,499 0:18,641 0:16,272 0:15,586	0:50,422 0:18,453 0:16,377 0:15,592	0:50,730 0:18,568 0:16,497 0:15,665	0:50,665 0:18,509 0:16,464 0:15,692
Runde 8	0:50,997 0:18,460 0:16,441 0:16,096	0:51,052 0:18,951 0:16,457 0:15,644	0:50,566 0:18,431 0:16,464 0:15,671	0:50,597 0:18,408 0:16,506 0:15,683	0:50,439 0:18,353 0:16,406 0:15,680
Runde 9	0:50,451 0:18,341 0:16,350 0:15,760	0:50,877 0:18,399 0:16,267 0:16,211	0:50,760 0:18,649 0:16,464 0:15,647	0:50,906 0:18,450 0:16,491 0:15,965	0:50,821 0:18,518 0:16,351 0:15,952






DEUTSCHE KART-MEISTERSCHAFT

PRO KART WACKERSDORF

Round 2: 10 - 12 / 05 / 2019

DMSB

DMSB-RegNr.:107/19

R 9 DJKM (OK-Junior) Heat 2 A < > C

Die schnellsten Zeiten

Ort	Nr. Fahrername	Zeit	Streckenl.	Ø Speed
Ziel	139 Révész,Levente	0:49,772	1190 m	86,1 km/h
Sektion 1	129 Scionti,Enzo Riccardo	0:18,095	452 m	89,9 km/h
Sektion 2	112 Gründahl,Torben	0:16,078	368 m	82,4 km/h
Sektion 3	114 Magnusen,Mickey	0:15,339	370 m	86,8 km/h

	Smr.142 Mustafa,Dalvin DEU Gazmend Mustafa theoretisch mögliche Bestzeit 0:50,420	Smr.141 Rieberer,Paul AUT Hold Maranello Racing Team theoretisch mögliche Bestzeit 0:50,262	Smr.174 Ducoffre,Paul DEU CRG Keijzer racing theoretisch mögliche Bestzeit 0:51,629	Smr.113 Andronaco,Vincent DEU Team Hemkemeyer theoretisch mögliche Bestzeit 0:53,300	Smr.125 Julius-Bernhart,Jannik DEU SRP Racing Team theoretisch mögliche Bestzeit 0:52,173
best	Ziel Sektion 1 Sektion 2 Sektion 3 0:50,571 0:18,359 0:16,342 0:15,719	Ziel Sektion 1 Sektion 2 Sektion 3 0:50,321 0:18,435 0:16,208 0:15,619	Ziel Sektion 1 Sektion 2 Sektion 3 0:51,814 0:18,731 0:16,853 0:16,045	Ziel Sektion 1 Sektion 2 Sektion 3 0:54,280 0:19,599 0:17,057 0:16,644	Ziel Sektion 1 Sektion 2 Sektion 3 0:54,518 0:19,098 0:16,904 0:16,171
Runde 1	0:56,913 0:21,750 0:17,983 0:17,180	0:57,036 0:22,270 0:18,072 0:16,694	1:00,165 0:25,957 0:17,672 0:16,536	0:54,280 0:20,579 0:17,057 0:16,644	0:54,518 0:21,146 0:17,201 0:16,171
Runde 2	0:55,247 0:19,100 0:17,005 0:19,142	0:55,835 0:19,881 0:17,114 0:18,840	0:53,146 0:19,255 0:17,218 0:16,673	0:19,599 0:17,104	0:19,098 0:16,904
Runde 3	0:52,616 0:19,492 0:17,037 0:16,087	0:52,048 0:19,163 0:16,846 0:16,039	0:51,844 0:18,946 0:16,853 0:16,045		
Runde 4	0:51,331 0:18,727 0:16,708 0:15,896	0:51,231 0:18,716 0:16,556 0:15,959	0:51,814 0:18,731 0:16,919 0:16,164		
Runde 5	0:51,018 0:18,607 0:16,582 0:15,829	0:52,036 0:19,230 0:16,907 0:15,899	0:19,332		
Runde 6	0:50,795 0:18,650 0:16,342 0:15,803	0:50,619 0:18,577 0:16,265 0:15,777			
Runde 7	0:51,281 0:19,026 0:16,536 0:15,719	0:50,375 0:18,480 0:16,276 0:15,619			
Runde 8	0:50,571 0:18,359 0:16,436 0:15,776	0:50,321 0:18,453 0:16,247 0:15,621			
Runde 9	0:51,072 0:18,442 0:16,416 0:16,214	0:50,433 0:18,435 0:16,208 0:15,790			






DEUTSCHE KART-MEISTERSCHAFT

PRO KART WACKERSDORF

Round 2: 10 - 12 / 05 / 2019



DMSB-RegNr.:107/19

R 9 DJKM (OK-Junior) Heat 2 A < > C

Die schnellsten Zeiten

Ort	Nr. Fahrername	Zeit	Streckenl.	Ø Speed
Ziel	139 Révész,Levente	0:49,772	1190 m	86,1 km/h
Sektion 1	129 Scionti,Enzo Riccardo	0:18,095	452 m	89,9 km/h
Sektion 2	112 Gründahl,Torben	0:16,078	368 m	82,4 km/h
Sektion 3	114 Magnussen,Mikkel	0:15,339	370 m	86,8 km/h

Stnr.118 Terkildsen,Magnus
DNK

HK Motorsport

theoretisch mögliche Bestzeit 0:51,919

	Ziel	Sektion 1	Sektion 2	Sektion 3
best	0:55,482	0:18,828	0:16,732	0:16,359
Runde 1	0:55,482	0:21,440	0:17,683	0:16,359
Runde 2	0:18,828	0:16,732		

	Ziel	Sektion 1	Sektion 2	Sektion 3	Ziel	Sektion 1	Sektion 2	Sektion 3	Ziel	Sektion 1	Sektion 2	Sektion 3	Ziel	Sektion 1	Sektion 2	Sektion 3	

R 4 DJKM (OK-Junior) Heat 1 B <> C

Strecke / track: 1190m
 started: 28 classified: 28 not classified: 0




fastest Lap Vincent ANDRONACO at: 1:01,883

Pos	Str. Nr.	Fahrer / Driver	Nation	Bewerber/Sponsor	Nation	Lizenz B-Lizenz	Chassis/Motor/Reifen	Points	Penalty	Runden Laps	Gesamtzeit Differenz	Abstand Gap	beste Runde best Lap	in R. in L.	o. Geschw. u. Speed
1	146	DE HAAN, Robert	NLD	ENERGY CORSE S.R.L.	ITA	40204 295423	Energy / TM / Vega	0		9	10:10,011		1:02,589	4	63,2 km/h 68,4 km/h
2	139	RÉVÉSZ, Levente	HUN	KR MOTORSPORT SRL	ITA	5746 436754	KR / Parilla / Vega	2		9	10:10,343 0:00,332	0:00,332	1:02,483	7	63,2 km/h 68,6 km/h
3	113	ANDRONACO, Vincent	DEU	Team Hemkemeyer	DEU	IKC11160869 KBF1079090	Intrepid / IAME / Vega	3	5 sec.	9	10:13,053 0:03,042	0:02,710	1:01,883	9	62,9 km/h 69,2 km/h
4	106	BERGMEISTER, Jakob	DEU	Millennium Racing Team	DEU	IKC11156048 KBF1095578	Tony Kart / Vortex / Vega	4		9	10:15,014 0:05,003	0:01,961	1:02,948	6	62,7 km/h 68,1 km/h
5	175	GREGOR, Daniel	DEU	Junior TEAM75	DEU	IKC11168157 KBF1154079	Kart Republic / IAME / Vega	5		9	10:16,334 0:06,324	0:01,320	1:02,603	6	62,6 km/h 68,4 km/h
6	124	JAKOBSEN, Mathias Bjerre	DNK	TK Racing	DNK	74056 52208	FA Kart / TM / Vega	6		9	10:17,712 0:07,701	0:01,378	1:03,415	7	62,4 km/h 67,6 km/h
7	109	PROBST, Kaden	NZL	Darren Probst	NZL	148 66433	Tony Kart / Vortex / Vega	7		9	10:18,370 0:08,359	0:00,658	1:03,076	8	62,4 km/h 67,9 km/h
8	116	KRISTIANSEN, Marius	DNK	HK Motorsport	DNK	81330 66433	Kart Republic / IAME / Vega	8		9	10:19,755 0:09,744	0:01,385	1:02,763	8	62,2 km/h 68,3 km/h
9	111	REHM, Maxim	DEU	Rehm Racing	DEU	IKC11166371 KBF1044805	CRG / TM / Vega	9		9	10:20,279 0:10,268	0:00,524	1:03,293	8	62,2 km/h 67,7 km/h
10	112	GRÖNDahl, Torben	DEU	Team Hemkemeyer	DEU	IKC11174061 KBF1079090	Intrepid / IAME / Vega	10		9	10:20,687 0:10,676	0:00,408	1:02,647	8	62,1 km/h 68,4 km/h
11	125	JULIUS-BERNHART, Jannik	DEU	SRP Racing Team	DEU	IKC11136143 KBF1156791	Maranello / TM / Vega	11		9	10:21,292 0:11,281	0:00,605	1:03,785	5	62,1 km/h 67,2 km/h
12	152	SCHEEF, Emil	DNK	Speedsupply	DNK	66544 61513	Hosse / IAME / Vega	12	5 sec.	9	10:21,810 0:11,810	0:00,529	1:03,680	4	62 km/h 67,9 km/h
13	188	SCHMITZ, Marc	DEU	Maxim Racing Sport	DEU	IKC11167039 KBF1167038	Exprit / Vortex / Vega	13	5 sec.	9	10:22,681 0:12,670	0:00,860	1:02,558	8	61,9 km/h 68,5 km/h
14	119	TANGGAARD, Emil	DNK	HK Motorsport	DNK	66542 81330	Kart Republic / TM / Vega	14		9	10:22,877 0:12,866	0:00,196	1:03,476	5	61,9 km/h 67,5 km/h
15	115	RIED, Lenny	DEU	Salgat Motorsport	DEU	IKC11173160 KBF1079882	Birel Art / TM / Vega	15		9	10:24,304 0:14,293	0:01,427	1:03,652	8	61,8 km/h 67,3 km/h
16	117	OLSEN, Elias	DNK	HK Motorsport	DNK	67563 81330	Kart Republic / IAME / Vega	16		9	10:24,971 0:14,960	0:00,667	1:03,372	6	61,7 km/h 67,6 km/h
17	138	QUONDAMCARLO, Manuel	ITA	DR SRL	ITA	370486 296449	DR / Modena / Vega	17		9	10:25,093 0:15,082	0:00,122	1:03,751	5	61,7 km/h 67,2 km/h
18	135	TESTA, Rodrigo de Sousa	PRT	DR SRL	ITA	PT19/0317 296449	DR / Modena / Vega	18		9	10:28,861 0:18,850	0:03,768	1:03,996	9	61,3 km/h 66,9 km/h
19	165	FLACK, Marcos	AUS	ENERGY CORSE S.R.L.	ITA	371531 295423	Energy / TM / Vega	19		9	10:30,098 0:20,087	0:01,237	1:04,489	6	61,2 km/h 66,4 km/h
20	164	BAUMHEIER, Franz	DEU	RS-Motorsport	DEU	IKC11180484 KBF1104126	CRG / IAME / Vega	20		9	10:30,160 0:20,149	0:00,062	1:04,440	9	61,2 km/h 66,5 km/h
21	130	SKJELLERUP, Marcus	DNK	RS Competition	DNK	63503 36053	Tony Kart / Vortex / Vega	21	5 sec.	9	10:30,201 0:20,190	0:00,041	1:03,951	8	61,2 km/h 67 km/h
22	118	TERKILDSEN, Magnus	DNK	HK Motorsport	DNK	38099 81330	Kart Republic / IAME / Vega	22	5 sec.	9	10:30,704 0:20,693	0:00,503	1:03,384	8	61,1 km/h 67,6 km/h
23	161	MICHL, Oliver	AUT	KSCA SODI AUSTRIA TEAM	AUT	JK2009 BK108	SODIKART / IAME / Vega	23		9	10:30,882 0:20,871	0:00,178	1:04,096	8	61,1 km/h 66,8 km/h
24	121	LÜSCHER, Ekaterina	CHE	Innovate Competition	CHE	500305 500033	Exprit / IAME / Vega	24		9	10:32,404 0:22,393	0:01,522	1:04,518	9	61 km/h 66,4 km/h
25	181	OUIZIEL, Andrey	ARE	ENERGY CORSE S.R.L.	ITA	K19 036 295423	Energy / TM / Vega	25		9	10:34,784 0:24,773	0:02,380	1:04,831	8	60,7 km/h 66,1 km/h
26	189	TOHUM, Arthur	DEU	Servet Tohum	DEU	IKC11160352 1201621	KR / IAME / Vega	26		9	10:40,291 0:30,280	0:05,507	1:04,765	6	60,2 km/h 66,1 km/h
27	127	ZUG, Lilly	DEU	RL-Competition.com	DEU	IKC11173305 KBF1132168	CRG / TM / Vega	27		7	10:27,090 2 R	2 R	1:04,074	7	47,8 km/h 66,9 km/h
28	120	FELBERMAYR, Horst Felix	AUT	Salgat Motorsport	DEU	JK2178 KBF1079882	Ricciardo / TM / Vega	28		4	4:59,049 5 R	3 R	1:03,835	4	57,3 km/h 67,1 km/h

Snr. 113,152,188,130,118 5 sec penalty Frontfaring

Rennleitung: Volker Ehekircher Racedirektor: Horst Seidel
 Sportkommissare: Nikolas Spaderna / Ulrich Bell / Franz-Josef Serr
 Techn. Kommissare: Hans-Jürgen Dangers / A. Sengpiel / M. Grasshoff / C. Schmidt / J. Lawinger / M. Ambrosius
 Zeitnahme: KART-DATA timing service Franz Schieszler


Zeitnahme / timekeeping
 control 
 Franz Schieszler
 freigegeben: 16:07:04

DEUTSCHE KART-MEISTERSCHAFT

Round 2: 10 - 12 / 05 / 2019


PRO KART WACKERSDORF




DMSB-RegNr:107/19

R 4 DJKM (OK-Junior) Heat 1 B < > C

Fahrername Driver	Andronaco Vincent	De Haan Robert	Révész Levente	Bergmeister Jakob	Gregor Daniel	Scheef Emil	Schmitz Marc	Jakobsen Mathias Bjerre	Probst Kaden	Kristiansen Marius	Rehm Maxim	Gründahl Torben
schnellste Runde in Runde	1:01,883 Rn. 9	1:02,589 Rn. 4	1:02,483 Rn. 7	1:02,948 Rn. 6	1:02,603 Rn. 6	1:03,680 Rn. 4	1:02,558 Rn. 8	1:03,415 Rn. 7	1:03,076 Rn. 8	1:02,763 Rn. 8	1:03,293 Rn. 8	1:02,647 Rn. 8
Speed	69,2 km/h	68,4 km/h	68,6 km/h	68,1 km/h	68,4 km/h	67,3 km/h	68,5 km/h	67,6 km/h	67,9 km/h	68,3 km/h	67,7 km/h	68,4 km/h
Lap 1	1:24,673	1:24,743	1:24,932	1:23,579	1:22,014	1:24,431	1:23,535	1:23,820	1:22,533	1:20,340	1:23,495	1:12,542
Lap 2	1:19,736	1:19,715	1:19,796	1:19,747	1:20,667	1:19,579	1:19,847	1:19,661	1:20,073	1:16,291	1:19,839	1:16,972
Lap 3	1:05,029	1:04,202	1:02,989	1:05,676	1:05,074	1:04,686	1:06,215	1:05,638	1:05,500	1:05,917	1:06,291	1:04,728
Lap 4	1:02,649	1:02,589	1:02,761	1:03,769	1:03,786	1:03,680	1:03,771	1:03,707	1:03,801	1:04,970	1:04,784	1:04,935
Lap 5	1:02,308	1:02,925	1:02,915	1:03,314	1:04,938	1:03,813	1:05,717	1:04,345	1:04,195	1:04,008	1:04,162	1:02,828
Lap 6	1:02,502	1:02,753	1:03,020	1:02,948	1:02,603	1:03,882	1:02,834	1:03,840	1:03,727	1:03,273	1:03,771	1:03,314
Lap 7	1:02,210	1:02,908	1:02,483	1:03,548	1:02,979	1:04,284	1:03,758	1:03,415	1:04,496	1:02,993	1:03,739	1:03,485
Lap 8	1:02,684	1:02,806	1:03,626	1:03,200	1:03,089	1:03,744	1:02,558	1:03,912	1:03,076	1:02,763	1:03,293	1:02,647
Lap 9	1:01,883	1:03,162	1:03,958	1:03,149	1:02,894	1:03,869	1:03,575	1:03,760	1:03,134	1:03,183	1:04,503	1:03,034



DEUTSCHE KART-MEISTERSCHAFT

Round 2: 10 - 12 / 05 / 2019

PRO KART WACKERSDORF

RaceLand



DMSB-RegNr:107/19

R 4 DJKM (OK-Junior) Heat 1 B < > C

Fahrername Driver	Julius-Bernhart Jannik	Tanggaard Emil	Ried Lenny	Olsen Elias	Quondamcarlo Manuel	Skjellerup Marcus	Terkildsen Magnus	Rodrigo de Souza	Flack Marcos	Baumheier Franz	Michl Oliver	Lüscher Ekaterina
schnellste Runde in Runde	1:03,785 Rn. 5	1:03,476 Rn. 5	1:03,652 Rn. 8	1:03,372 Rn. 6	1:03,751 Rn. 5	1:03,951 Rn. 8	1:03,384 Rn. 8	1:03,996 Rn. 9	1:04,489 Rn. 6	1:04,440 Rn. 9	1:04,096 Rn. 8	1:04,518 Rn. 9
Speed	67,2 km/h	67,5 km/h	67,3 km/h	67,6 km/h	67,2 km/h	67,0 km/h	67,6 km/h	66,9 km/h	66,4 km/h	66,5 km/h	66,8 km/h	66,4 km/h
Lap 1	1:21,189	1:20,104	1:16,984	1:20,140	1:17,159	1:22,955	1:13,225	1:14,308	1:12,472	1:17,291	1:12,504	1:12,526
Lap 2	1:20,242	1:16,922	1:20,490	1:16,665	1:20,310	1:19,871	1:16,946	1:16,835	1:17,158	1:20,192	1:17,302	1:17,086
Lap 3	1:05,928	1:06,120	1:05,726	1:06,891	1:05,789	1:06,973	1:06,968	1:06,331	1:05,309	1:07,638	1:06,787	1:05,786
Lap 4	1:04,382	1:04,777	1:04,962	1:05,376	1:04,571	1:06,776	1:05,328	1:06,485	1:05,496	1:06,480	1:06,117	1:05,642
Lap 5	1:03,785	1:03,476	1:04,534	1:04,243	1:03,751	1:04,172	1:04,894	1:05,336	1:05,121	1:05,917	1:05,147	1:05,776
Lap 6	1:04,066	1:04,041	1:04,730	1:03,372	1:04,565	1:04,087	1:04,023	1:04,920	1:04,489	1:05,049	1:04,756	1:04,969
Lap 7	1:03,818	1:05,192	1:04,058	1:04,285	1:03,997	1:04,162	1:03,429	1:04,200	1:04,741	1:04,497	1:04,331	1:05,537
Lap 8	1:04,012	1:03,556	1:03,652	1:03,703	1:04,550	1:03,951	1:03,384	1:04,166	1:05,231	1:04,704	1:04,096	1:04,594
Lap 9	1:04,037	1:03,476	1:04,673	1:04,634	1:06,155	1:05,033	1:03,888	1:03,996	1:04,988	1:04,440	1:04,314	1:04,518






DEUTSCHE KART-MEISTERSCHAFT

Round 2: 10 - 12 / 05 / 2019

PRO KART WACKERSDORF





DMSB

DMSB-RegNr.:107/19

R 4 DJKM (OK-Junior) Heat 1 B < > C

Fahrername Driver	Ouziel Andrey	Tohum Arthur	Zug Lilly	Felbermayr Horst Felix
schnellste Runde in Runde	1:04,831 Rn. 8	1:04,765 Rn. 6	1:04,074 Rn. 7	1:03,835 Rn. 4
Speed	66,1 km/h	66,1 km/h	66,9 km/h	67,1 km/h
Lap 1	1:12,557	1:17,061	1:37,536	1:24,783
Lap 2	1:17,256	1:19,678	3:11,549	1:20,107
Lap 3	1:07,197	1:09,088	1:05,728	1:06,737
Lap 4	1:06,769	1:06,259	1:04,441	<u>1:03,835</u>
Lap 5	1:05,421	1:06,535	1:04,857	
Lap 6	1:05,037	<u>1:04,765</u>	1:04,105	
Lap 7	1:05,369	1:08,353	<u>1:04,074</u>	
Lap 8	<u>1:04,831</u>	1:07,615		
Lap 9	1:05,579	1:07,181		

DEUTSCHE KART-MEISTERSCHAFT

Round 2: 10 - 12 / 05 / 2019

PRO KART WACKERSDORF

DMSB

DMSB-RegNr.:107/19

R 4 DJKM (OK-Junior) Heat 1 B < > C

Ziel		Sektion 1		Sektion 2		Sektion 3	
Fahrername	Zeit	Fahrername	Zeit	Fahrername	Zeit	Fahrername	Zeit
1 113 Andronaco,Vincent	1:01,883	113 Andronaco,Vincent	0:22,626	113 Andronaco,Vincent	0:20,720	175 Gregor,Daniel	0:18,409
2 139 Révész,Levente	1:02,483	175 Gregor,Daniel	0:22,699	146 De Haan,Robert	0:20,992	188 Schmitz,Marc	0:18,459
3 188 Schmitz,Marc	1:02,558	112 Gröndahl,Torben	0:22,782	112 Gröndahl,Torben	0:21,149	139 Révész,Levente	0:18,510
4 146 De Haan,Robert	1:02,589	139 Révész,Levente	0:22,794	139 Révész,Levente	0:21,179	112 Gröndahl,Torben	0:18,514
5 175 Gregor,Daniel	1:02,603	188 Schmitz,Marc	0:22,821	188 Schmitz,Marc	0:21,242	113 Andronaco,Vincent	0:18,534
6 112 Gröndahl,Torben	1:02,647	116 Kristiansen,Marius	0:22,822	175 Gregor,Daniel	0:21,280	116 Kristiansen,Marius	0:18,545
7 116 Kristiansen,Marius	1:02,763	146 De Haan,Robert	0:22,898	109 Probst,Kaden	0:21,289	146 De Haan,Robert	0:18,560
8 106 Bergmeister,Jakob	1:02,948	109 Probst,Kaden	0:22,931	119 Tanggaard,Emil	0:21,322	106 Bergmeister,Jakob	0:18,566
9 109 Probst,Kaden	1:03,076	106 Bergmeister,Jakob	0:22,932	116 Kristiansen,Marius	0:21,327	109 Probst,Kaden	0:18,655
10 111 Rehm,Maxim	1:03,293	124 Jakobsen,Mathias Bjerre	0:22,981	111 Rehm,Maxim	0:21,361	119 Tanggaard,Emil	0:18,660
11 117 Olsen,Elias	1:03,372	111 Rehm,Maxim	0:23,015	118 Terkildsen,Magnus	0:21,367	152 Scheef,Emil	0:18,666
12 118 Terkildsen,Magnus	1:03,384	164 Baumheier,Franz	0:23,056	106 Bergmeister,Jakob	0:21,381	120 Felbermayr,Horst Felix	0:18,693
13 124 Jakobsen,Mathias Bjerre	1:03,415	152 Scheef,Emil	0:23,073	124 Jakobsen,Mathias Bjerre	0:21,382	117 Olsen,Elias	0:18,696
14 119 Tanggaard,Emil	1:03,476	119 Tanggaard,Emil	0:23,088	115 Ried,Lenny	0:21,503	124 Jakobsen,Mathias Bjerre	0:18,703
15 115 Ried,Lenny	1:03,652	117 Olsen,Elias	0:23,094	125 Julius-Bernhart,Jannik	0:21,512	115 Ried,Lenny	0:18,755
16 152 Scheef,Emil	1:03,680	118 Terkildsen,Magnus	0:23,146	135 Testa,Rodrigo de Sousa	0:21,533	118 Terkildsen,Magnus	0:18,767
17 138 Quondamcarlo,Manuel	1:03,751	115 Ried,Lenny	0:23,149	117 Olsen,Elias	0:21,547	127 Zug,Lilly	0:18,776
18 125 Julius-Bernhart,Jannik	1:03,785	125 Julius-Bernhart,Jannik	0:23,154	130 Skjellerup,Marcus	0:21,580	138 Quondamcarlo,Manuel	0:18,796
19 120 Felbermayr,Horst Felix	1:03,835	127 Zug,Lilly	0:23,210	152 Scheef,Emil	0:21,637	135 Testa,Rodrigo de Sousa	0:18,831
20 130 Skjellerup,Marcus	1:03,951	138 Quondamcarlo,Manuel	0:23,254	120 Felbermayr,Horst Felix	0:21,654	125 Julius-Bernhart,Jannik	0:18,840
21 135 Testa,Rodrigo de Sousa	1:03,996	130 Skjellerup,Marcus	0:23,259	161 Michl,Oliver	0:21,669	111 Rehm,Maxim	0:18,854
22 127 Zug,Lilly	1:04,074	121 Lüscher,Ekaterina	0:23,349	138 Quondamcarlo,Manuel	0:21,670	130 Skjellerup,Marcus	0:18,876
23 161 Michl,Oliver	1:04,096	135 Testa,Rodrigo de Sousa	0:23,355	164 Baumheier,Franz	0:21,710	161 Michl,Oliver	0:18,878
24 164 Baumheier,Franz	1:04,440	161 Michl,Oliver	0:23,384	121 Lüscher,Ekaterina	0:21,787	165 Flack,Marcos	0:18,886
25 165 Flack,Marcos	1:04,489	120 Felbermayr,Horst Felix	0:23,488	165 Flack,Marcos	0:21,955	181 Ouziel,Andrey	0:18,910
26 121 Lüscher,Ekaterina	1:04,518	165 Flack,Marcos	0:23,546	189 Tohum,Arthur	0:21,962	189 Tohum,Arthur	0:19,117
27 189 Tohum,Arthur	1:04,765	181 Ouziel,Andrey	0:23,628	127 Zug,Lilly	0:22,040	164 Baumheier,Franz	0:19,198
28 181 Ouziel,Andrey	1:04,831	189 Tohum,Arthur	0:23,686	181 Ouziel,Andrey	0:22,139	121 Lüscher,Ekaterina	0:19,204




DEUTSCHE KART-MEISTERSCHAFT

Round 2: 10 - 12 / 05 / 2019

PRO KART WACKERSDORF

Raceland



DMSB-RegNr.:107/19

R 4 DJKM (OK-Junior) Heat 1 B < > C

Die schnellsten Zeiten

Ort	Nr. Fahrername	Zeit	Streckenl.	Ø Speed
Ziel	113 Andronaco,Vincent	1:01,883	1190 m	69,2 km/h
Sektion 1	113 Andronaco,Vincent	0:22,626	452 m	71,9 km/h
Sektion 2	113 Andronaco,Vincent	0:20,720	368 m	63,9 km/h
Sektion 3	175 Gregor,Daniel	0:18,409	370 m	72,4 km/h

	Snr.113 Andronaco,Vincent DEU Team Hemkemeyer			Snr.146 De Haan,Robert MLD ENERGY CORSE S.R.L.			Snr.139 Révész,Levente HUN KR MOTORSPORT SRL			Snr.106 Bergmeister,Jakob DEU Millennium Racing Team			Snr.175 Gregor,Daniel DEU Junior TEAM75							
	theoretisch mögliche Bestzeit	Ziel	Sektion 3	theoretisch mögliche Bestzeit	Ziel	Sektion 3	theoretisch mögliche Bestzeit	Ziel	Sektion 3	theoretisch mögliche Bestzeit	Ziel	Sektion 3	theoretisch mögliche Bestzeit	Ziel	Sektion 3					
best	1:01,883	0:22,626	0:20,720	0:18,534	1:02,589	0:22,898	0:20,992	0:18,560	1:02,483	0:22,794	0:21,179	0:18,510	1:02,948	0:22,932	0:21,381	0:18,566	1:02,603	0:22,699	0:21,280	0:18,409
Runde 1	1:24,673	0:25,565	0:34,512	0:24,596	1:24,743	0:25,219	0:34,679	0:24,845	1:24,932	0:25,147	0:34,727	0:25,058	1:23,579	0:25,544	0:34,267	0:23,768	1:22,014	0:25,223	0:34,094	0:22,697
Runde 2	1:19,736	0:27,299	0:29,100	0:23,337	1:19,715	0:26,697	0:29,487	0:23,531	1:19,796	0:26,434	0:29,613	0:23,749	1:19,747	0:28,538	0:28,630	0:22,579	1:20,667	0:30,378	0:27,850	0:22,439
Runde 3	1:05,029	0:24,226	0:22,265	0:18,538	1:04,202	0:23,779	0:21,752	0:18,671	1:02,989	0:23,137	0:21,311	0:18,541	1:05,676	0:24,195	0:22,362	0:19,119	1:05,074	0:24,132	0:22,529	0:18,413
Runde 4	1:02,649	0:22,975	0:21,035	0:18,639	1:02,589	0:22,898	0:20,997	0:18,694	1:02,761	0:22,831	0:21,322	0:18,608	1:03,769	0:23,128	0:21,693	0:18,948	1:03,786	0:23,546	0:21,752	0:18,488
Runde 5	1:02,308	0:22,718	0:20,926	0:18,664	1:02,925	0:22,962	0:21,168	0:18,795	1:02,915	0:22,924	0:21,265	0:18,726	1:03,314	0:23,164	0:21,560	0:18,590	1:04,938	0:24,306	0:21,604	0:19,028
Runde 6	1:02,502	0:22,815	0:21,153	0:18,534	1:02,753	0:22,963	0:21,202	0:18,588	1:03,020	0:22,967	0:21,360	0:18,693	1:02,948	0:22,932	0:21,381	0:18,635	1:02,603	0:22,742	0:21,280	0:18,581
Runde 7	1:02,210	0:22,840	0:20,817	0:18,553	1:02,908	0:23,356	0:20,992	0:18,560	1:02,483	0:22,794	0:21,179	0:18,510	1:03,548	0:23,080	0:21,880	0:18,588	1:02,979	0:22,699	0:21,314	0:18,966
Runde 8	1:02,684	0:22,705	0:21,269	0:18,710	1:02,806	0:22,972	0:21,134	0:18,700	1:03,626	0:23,034	0:21,915	0:18,677	1:03,200	0:22,998	0:21,636	0:18,566	1:03,089	0:22,875	0:21,734	0:18,480
Runde 9	1:01,883	0:22,626	0:20,720	0:18,537	1:03,162	0:22,994	0:21,338	0:18,830	1:03,958	0:22,843	0:22,234	0:18,881	1:03,149	0:23,014	0:21,514	0:18,621	1:02,894	0:22,924	0:21,561	0:18,409





DEUTSCHE KART-MEISTERSCHAFT

Round 2: 10 - 12 / 05 / 2019

PRO KART WACKERSDORF

Raceland



DMSB-RegNr.:107/19

R 4 DJKM (OK-Junior) Heat 1 B < > C

Die schnellsten Zeiten

Ort	Nr. Fahrername	Zeit	Streckenl.	Ø Speed
Ziel	113 Andronaco,Vincent	1:01,883	1190 m	69,2 km/h
Sektion 1	113 Andronaco,Vincent	0:22,626	452 m	71,9 km/h
Sektion 2	113 Andronaco,Vincent	0:20,720	368 m	63,9 km/h
Sektion 3	175 Gregor,Daniel	0:18,409	370 m	72,4 km/h

	Smr.152. Scheef,Emil DNK Speedsupply			Smr.188. Schmitz,Marc DEU Maxim Racing Sport			Smr.124. Jakobsen,Mathias Bjerre DNK TK Racing			Smr.109. Probst,Kaden NZL Darren Probst			Smr.116. Kristiansen,Marius DNK HK Motorsport		
	theoretisch mögliche Bestzeit	Ziel	Sektion 3	theoretisch mögliche Bestzeit	Ziel	Sektion 3	theoretisch mögliche Bestzeit	Ziel	Sektion 3	theoretisch mögliche Bestzeit	Ziel	Sektion 3	theoretisch mögliche Bestzeit	Ziel	Sektion 3
best	1:03,680	0:23,073	0:21,637	1:02,558	0:22,821	0:21,242	1:03,415	0:22,981	0:21,382	1:03,076	0:22,931	0:21,289	1:02,763	0:22,822	0:21,327
Runde 1	1:24,431	0:25,610	0:34,350	1:23,535	0:25,399	0:34,332	1:23,820	0:25,303	0:34,516	1:22,533	0:25,336	0:34,002	1:20,340	0:25,449	0:30,563
Runde 2	1:19,579	0:27,606	0:28,932	1:19,847	0:28,387	0:28,626	1:19,661	0:27,981	0:28,771	1:20,073	0:29,757	0:28,153	1:16,291	0:27,496	0:27,575
Runde 3	1:04,686	0:23,851	0:22,169	1:06,215	0:24,242	0:22,498	1:05,638	0:24,037	0:22,432	1:05,500	0:24,519	0:21,613	1:05,917	0:24,461	0:22,387
Runde 4	1:03,680	0:23,295	0:21,663	1:03,771	0:23,595	0:21,629	1:03,707	0:23,133	0:21,850	1:03,801	0:23,357	0:21,594	1:04,970	0:23,751	0:22,200
Runde 5	1:03,813	0:23,372	0:21,637	1:05,717	0:25,071	0:21,606	1:04,345	0:23,783	0:21,809	1:04,195	0:23,906	0:21,472	1:04,008	0:23,452	0:21,648
Runde 6	1:03,882	0:23,474	0:21,656	1:02,834	0:23,133	0:21,740	1:03,840	0:23,172	0:21,965	1:03,727	0:23,045	0:21,698	1:03,273	0:22,962	0:21,373
Runde 7	1:04,284	0:23,178	0:22,188	1:03,758	0:23,155	0:21,740	1:03,415	0:23,085	0:21,572	1:04,496	0:23,264	0:21,595	1:02,993	0:22,966	0:21,327
Runde 8	1:03,744	0:23,073	0:21,861	1:02,558	0:22,821	0:21,250	1:03,912	0:22,981	0:21,838	1:03,076	0:22,931	0:21,490	1:02,763	0:22,822	0:21,396
Runde 9	1:03,869	0:23,120	0:21,906	1:03,575	0:23,193	0:21,343	1:03,760	0:23,174	0:21,382	1:03,134	0:23,044	0:21,289	1:03,183	0:22,931	0:21,446




DEUTSCHE KART-MEISTERSCHAFT

Round 2: 10 - 12 / 05 / 2019

PRO KART WACKERSDORF

Race-land



DMSB-RegNr.:107/19

R 4 DJKM (OK-Junior) Heat 1 B < > C

Die schnellsten Zeiten

Ort	Nr. Fahrername	Zeit	Streckenl.	Ø Speed
Ziel	113 Andronaco,Vincent	1:01,883	1190 m	69,2 km/h
Sektion 1	113 Andronaco,Vincent	0:22,626	452 m	71,9 km/h
Sektion 2	113 Andronaco,Vincent	0:20,720	368 m	63,9 km/h
Sektion 3	175 Gregor,Daniel	0:18,409	370 m	72,4 km/h

	Smr.111 Rehm,Maxim DEU Rehm Racing	Smr.112 Gröndahl,Torben DEU Team Hemkemeyer	Smr.125 Julius-Bernhart,Jannik DEU SRP Racing Team	Smr.119 Tanggaard,Emil DNK HK Motorsport	Smr.115 Ried,Lenny DEU Solgat Motorsport
	theoretisch mögliche Bestzeit 1:03,230	theoretisch mögliche Bestzeit 1:02,445	theoretisch mögliche Bestzeit 1:03,506	theoretisch mögliche Bestzeit 1:03,070	theoretisch mögliche Bestzeit 1:03,407
best	Ziel Sektion 1 Sektion 2 Sektion 3 1:03,293 0:23,015 0:21,361 0:18,854	Ziel Sektion 1 Sektion 2 Sektion 3 1:02,647 0:22,782 0:21,149 0:18,514	Ziel Sektion 1 Sektion 2 Sektion 3 1:03,785 0:23,154 0:21,512 0:18,840	Ziel Sektion 1 Sektion 2 Sektion 3 1:03,476 0:23,088 0:21,322 0:18,660	Ziel Sektion 1 Sektion 2 Sektion 3 1:03,652 0:23,149 0:21,503 0:18,755
Runde 1	1:23,495 0:25,712 0:34,431 0:23,352	1:12,542 0:25,191 0:23,631 0:23,720	1:21,189 0:24,327 0:33,966 0:22,896	1:20,104 0:25,387 0:30,437 0:24,280	1:16,984 0:25,338 0:29,892 0:21,754
Runde 2	1:19,839 0:28,716 0:28,574 0:22,549	1:16,972 0:28,002 0:27,358 0:21,612	1:20,242 0:30,071 0:27,791 0:22,380	1:16,922 0:27,645 0:27,503 0:21,774	1:20,490 0:30,957 0:27,571 0:21,962
Runde 3	1:06,291 0:24,336 0:22,201 0:19,754	1:04,728 0:23,520 0:21,991 0:19,217	1:05,928 0:24,071 0:22,706 0:19,151	1:06,120 0:24,670 0:22,381 0:19,069	1:05,726 0:24,504 0:22,126 0:19,096
Runde 4	1:04,784 0:23,871 0:21,955 0:18,958	1:04,935 0:23,622 0:21,802 0:19,511	1:04,382 0:23,738 0:21,750 0:18,894	1:04,777 0:23,718 0:22,112 0:18,947	1:04,962 0:23,917 0:22,103 0:18,942
Runde 5	1:04,162 0:23,110 0:21,742 0:19,310	1:02,828 0:22,782 0:21,149 0:18,897	1:03,785 0:23,297 0:21,512 0:18,976	1:03,476 0:23,494 0:21,322 0:18,660	1:04,534 0:24,121 0:21,503 0:18,910
Runde 6	1:03,771 0:23,416 0:21,361 0:18,994	1:03,314 0:22,849 0:21,538 0:18,927	1:04,066 0:23,583 0:21,529 0:18,954	1:04,041 0:23,419 0:21,680 0:18,942	1:04,730 0:23,469 0:21,724 0:19,537
Runde 7	1:03,739 0:23,314 0:21,422 0:19,003	1:03,485 0:23,158 0:21,608 0:18,719	1:03,818 0:23,384 0:21,549 0:18,885	1:05,192 0:23,758 0:22,377 0:19,057	1:04,058 0:23,149 0:21,875 0:19,034
Runde 8	1:03,293 0:23,015 0:21,424 0:18,854	1:02,647 0:22,831 0:21,302 0:18,514	1:04,012 0:23,291 0:21,881 0:18,840	1:03,556 0:23,088 0:21,528 0:18,940	1:03,652 0:23,272 0:21,625 0:18,755
Runde 9	1:04,503 0:23,867 0:21,709 0:18,927	1:03,034 0:22,923 0:21,490 0:18,621	1:04,037 0:23,154 0:21,797 0:19,086	1:03,476 0:23,325 0:21,469 0:18,682	1:04,673 0:24,061 0:21,778 0:18,834






DEUTSCHE KART-MEISTERSCHAFT

PRO KART WACKERSDORF

Round 2: 10 - 12 / 05 / 2019

Raceland

DMSB-RegNr.:107/19

R 4 DJKM (OK-Junior) Heat 1 B < > C

Die schnellsten Zeiten

Ort	Nr. Fahrername	Zeit	Streckenl.	Ø Speed
Ziel	113 Andronaco, Vincent	1:01,883	1190 m	69,2 km/h
Sektion 1	113 Andronaco, Vincent	0:22,626	452 m	71,9 km/h
Sektion 2	113 Andronaco, Vincent	0:20,720	368 m	63,9 km/h
Sektion 3	175 Gregor, Daniel	0:18,409	370 m	72,4 km/h

	Stmr.117 Olsen,Elias DNK HK Motorsport	Stmr.138 Quondamcarlo,Manuel ITA DR SRL	Stmr.130 Skjellerup,Marcus DNK RS Competition	Stmr.118 Terkildsen,Magnus DNK HK Motorsport	Stmr.135 Testa,Rodrigo de Sousa PRT DR SRL
	theoretisch mögliche Bestzeit 1:03,337	theoretisch mögliche Bestzeit 1:03,720	theoretisch mögliche Bestzeit 1:03,715	theoretisch mögliche Bestzeit 1:03,280	theoretisch mögliche Bestzeit 1:03,719
best	Ziel Sektion 1 Sektion 2 Sektion 3 1:03,372 0:23,094 0:21,547 0:18,696	Ziel Sektion 1 Sektion 2 Sektion 3 1:03,751 0:23,254 0:21,670 0:18,796	Ziel Sektion 1 Sektion 2 Sektion 3 1:03,951 0:23,259 0:21,580 0:18,876	Ziel Sektion 1 Sektion 2 Sektion 3 1:03,384 0:23,146 0:21,367 0:18,767	Ziel Sektion 1 Sektion 2 Sektion 3 1:03,996 0:23,355 0:21,533 0:18,831
Runde 1	1:20,140 0:25,403 0:30,376 0:24,361	1:17,159 0:25,096 0:29,726 0:22,337	1:22,955 0:25,434 0:34,259 0:23,262	1:13,225 0:24,108 0:24,969 0:24,148	1:14,308 0:24,803 0:25,331 0:24,174
Runde 2	1:16,665 0:27,551 0:27,520 0:21,594	1:20,310 0:30,600 0:27,422 0:22,288	1:19,871 0:28,894 0:28,516 0:22,461	1:16,946 0:27,979 0:27,331 0:21,636	1:16,835 0:27,778 0:27,542 0:21,515
Runde 3	1:06,891 0:24,959 0:22,546 0:19,386	1:05,789 0:24,502 0:22,249 0:19,038	1:06,973 0:24,789 0:23,056 0:19,128	1:06,968 0:24,490 0:22,746 0:19,732	1:06,331 0:24,024 0:22,678 0:19,629
Runde 4	1:05,376 0:23,728 0:22,069 0:19,579	1:04,571 0:23,845 0:21,865 0:18,861	1:06,776 0:24,405 0:22,867 0:19,504	1:05,328 0:23,870 0:22,123 0:19,335	1:06,485 0:25,164 0:22,092 0:19,229
Runde 5	1:04,243 0:23,556 0:21,991 0:18,696	1:03,751 0:23,285 0:21,670 0:18,796	1:04,172 0:23,622 0:21,606 0:18,944	1:04,894 0:23,997 0:21,902 0:18,995	1:05,336 0:24,183 0:22,001 0:19,152
Runde 6	1:03,372 0:23,094 0:21,547 0:18,731	1:04,565 0:23,643 0:21,971 0:18,951	1:04,087 0:23,564 0:21,580 0:18,943	1:04,023 0:23,543 0:21,677 0:18,803	1:04,920 0:23,701 0:22,046 0:19,173
Runde 7	1:04,285 0:23,324 0:21,700 0:19,261	1:03,997 0:23,501 0:21,699 0:18,797	1:04,162 0:23,259 0:21,781 0:19,122	1:03,429 0:23,146 0:21,516 0:18,767	1:04,200 0:23,468 0:21,901 0:18,831
Runde 8	1:03,703 0:23,121 0:21,748 0:18,834	1:04,550 0:23,254 0:22,377 0:18,919	1:03,951 0:23,315 0:21,760 0:18,876	1:03,384 0:23,230 0:21,367 0:18,787	1:04,166 0:23,355 0:21,850 0:18,961
Runde 9	1:04,634 0:23,380 0:21,957 0:19,297	1:06,155 0:24,388 0:22,371 0:19,396	1:05,033 0:23,757 0:22,045 0:19,231	1:03,888 0:23,262 0:21,701 0:18,925	1:03,996 0:23,375 0:21,533 0:19,088






DEUTSCHE KART-MEISTERSCHAFT

Round 2: 10 - 12 / 05 / 2019

PRO KART WACKERSDORF

Raceland



DMSB-RegNr.:107/19

R 4 DJKM (OK-Junior) Heat 1 B < > C

Die schnellsten Zeiten

Ort	Nr. Fahrername	Zeit	Streckenl.	Ø Speed
Ziel	113 Andronaco, Vincent	1:01,883	1190 m	69,2 km/h
Sektion 1	113 Andronaco, Vincent	0:22,626	452 m	71,9 km/h
Sektion 2	113 Andronaco, Vincent	0:20,720	368 m	63,9 km/h
Sektion 3	175 Gregor, Daniel	0:18,409	370 m	72,4 km/h

	Smr.165 Flack, Marcos AUS ENERGY CORSE S.R.L. theoretisch mögliche Bestzeit 1:04,387	Smr.164 Baumheier, Franz DEU RS-Motorsport theoretisch mögliche Bestzeit 1:03,964	Smr.161 Michl, Oliver AUT KSCA SODI AUSTRIA TEAM theoretisch mögliche Bestzeit 1:03,931	Smr.121 Lüscher, Ekaterina CHE Innovate Competition theoretisch mögliche Bestzeit 1:04,340	Smr.181 Ouziel, Andrey ARE ENERGY CORSE S.R.L. theoretisch mögliche Bestzeit 1:04,677
best	Ziel Sektion 1 Sektion 2 Sektion 3 1:04,489 0:23,546 0:21,955 0:18,886	Ziel Sektion 1 Sektion 2 Sektion 3 1:04,440 0:23,056 0:21,710 0:19,198	Ziel Sektion 1 Sektion 2 Sektion 3 1:04,096 0:23,384 0:21,669 0:18,878	Ziel Sektion 1 Sektion 2 Sektion 3 1:04,518 0:23,349 0:21,787 0:19,204	Ziel Sektion 1 Sektion 2 Sektion 3 1:04,831 0:23,628 0:22,139 0:18,910
Runde 1	1:12,472 0:24,384 0:24,331 0:23,757	1:17,291 0:25,090 0:29,746 0:22,455	1:12,504 0:24,706 0:24,070 0:23,728	1:12,526 0:24,874 0:23,885 0:23,767	1:12,557 0:24,565 0:24,193 0:23,799
Runde 2	1:17,158 0:28,251 0:27,231 0:21,676	1:20,192 0:30,384 0:27,536 0:22,272	1:17,302 0:28,159 0:27,212 0:21,931	1:17,086 0:27,960 0:27,317 0:21,809	1:17,256 0:28,283 0:27,163 0:21,810
Runde 3	1:05,309 0:23,698 0:22,303 0:19,308	1:07,638 0:24,433 0:22,924 0:20,281	1:06,787 0:24,728 0:22,612 0:19,447	1:05,786 0:24,102 0:22,223 0:19,461	1:07,197 0:24,574 0:23,289 0:19,334
Runde 4	1:05,496 0:24,035 0:22,220 0:19,241	1:06,480 0:23,695 0:22,616 0:20,169	1:06,117 0:24,467 0:22,352 0:19,298	1:05,642 0:23,858 0:22,275 0:19,509	1:06,769 0:24,577 0:22,362 0:19,830
Runde 5	1:05,121 0:23,883 0:22,170 0:19,068	1:05,917 0:24,052 0:22,433 0:19,432	1:05,147 0:23,621 0:21,840 0:19,686	1:05,776 0:24,082 0:22,132 0:19,562	1:05,421 0:23,900 0:22,311 0:19,210
Runde 6	1:04,489 0:23,546 0:21,955 0:18,988	1:05,049 0:23,442 0:22,019 0:19,588	1:04,756 0:23,562 0:21,882 0:19,312	1:04,969 0:23,789 0:21,921 0:19,259	1:05,037 0:23,872 0:22,139 0:19,026
Runde 7	1:04,741 0:23,673 0:22,182 0:18,886	1:04,497 0:23,056 0:22,053 0:19,388	1:04,331 0:23,620 0:21,781 0:18,930	1:05,537 0:24,212 0:22,121 0:19,204	1:05,369 0:23,628 0:22,608 0:19,133
Runde 8	1:05,231 0:23,811 0:22,227 0:19,193	1:04,704 0:23,631 0:21,875 0:19,198	1:04,096 0:23,549 0:21,669 0:18,878	1:04,594 0:23,349 0:21,787 0:19,458	1:04,831 0:23,666 0:22,255 0:18,910
Runde 9	1:04,988 0:23,646 0:21,984 0:19,358	1:04,440 0:23,501 0:21,710 0:19,229	1:04,314 0:23,384 0:21,671 0:19,259	1:04,518 0:23,352 0:21,817 0:19,349	1:05,579 0:23,737 0:22,194 0:19,648





DEUTSCHE KART-MEISTERSCHAFT

PRO KART WACKERSDORF

Round 2: 10 - 12 / 05 / 2019

DMSB

Raceland

DMSB-RegNr.:107119

R 4 DJKM (OK-Junior) Heat 1 B < > C

Die schnellsten Zeiten

Ort	Nr. Fahrername	Zeit	Streckenl.	Ø Speed
Ziel	113 Andronaco, Vincent	1:01,883	1190 m	69,2 km/h
Sektion 1	113 Andronaco, Vincent	0:22,626	452 m	71,9 km/h
Sektion 2	113 Andronaco, Vincent	0:20,720	368 m	63,9 km/h
Sektion 3	175 Gregor, Daniel	0:18,409	370 m	72,4 km/h

	Snr. 189 Tohum, Arthur DEU Servet Tohum	Snr. 127 Zug, Lilly DEU RL-Competition.com	Snr. 120 Felbermayr, Horst Felix AUT Solgat Motorsport	Ziel	Sektion 1	Sektion 2	Sektion 3
best	theoretisch mögliche Bestzeit 1:04,765	theoretisch mögliche Bestzeit 1:04,026	theoretisch mögliche Bestzeit 1:03,835	Ziel	Sektion 1	Sektion 2	Sektion 3
Runde 1	1:17,061 0:24,721 0:29,803 0:22,537	1:37,536 0:25,560 0:29,999 0:41,977	1:24,783 0:25,481 0:34,322 0:24,980	1:03,835	0:23,488	0:21,654	0:18,693
Runde 2	1:19,678 0:28,988 0:28,124 0:22,566	3:11,549 2:29,197 0:23,230 0:19,122	1:20,107 0:26,435 0:29,724 0:23,948	1:06,737	0:24,170	0:22,748	0:19,819
Runde 3	1:09,088 0:26,148 0:23,127 0:19,813	1:05,728 0:24,245 0:22,631 0:18,852	1:03,835 0:23,488 0:21,654 0:18,693				
Runde 4	1:06,259 0:24,071 0:22,093 0:20,095	1:04,441 0:23,269 0:22,367 0:18,805					
Runde 5	1:06,535 0:24,913 0:22,042 0:19,580	1:04,857 0:23,396 0:22,484 0:18,977					
Runde 6	1:04,765 0:23,686 0:21,962 0:19,117	1:04,105 0:23,210 0:22,040 0:18,855					
Runde 7	1:08,353 0:24,137 0:24,166 0:20,050	1:04,074 0:23,227 0:22,071 0:18,776					
Runde 8	1:07,615 0:25,044 0:22,803 0:19,768						
Runde 9	1:07,181 0:24,918 0:22,391 0:19,872						





Round 2: 10 - 12 / 05 / 2019

Racekart WACKERSDORF

DEUTSCHE KART-MEISTERSCHAFT

DMSB-RegNr:107/19

Groups DJKM (OK-Junior)

Group A

Pos.	Srnr No.	Fahrer Driver	Nation	Bewerber Sponsor	Nation
1	133	RINGDAHL, Neo	SWE	Bomberger Karting	DEU
4	132	LEISTRA, Luca	BEL	RS Schumacher Racing Team	DEU
7	114	MAGNUSSEN, Mickey	DNK	RS Competition	DNK
10	129	SCIONTI, Enzo Riccardo	USA	Ward Racing	SWE
13	142	MUSTATA, Dalvin	DEU	Guzmend Mustafa	DEU
16	174	DUCOFFRE, Paul	DEU	CRG Keizer racing	NLD
19	144	KARLSSON, William	SWE	Nika International	SWE
22	128	JAROMIN, David	DEU	SRP Racing Team	DEU
25	153	HARALAMPIEV, Maksim	DEU	Valier Motorsport	DEU
28	108	RAUER, Fabio	DEU	RS Schumacher Racing Team	DEU
31	155	INDERFURTH, Luca	DEU	RL-Competition.com	DEU
34	163	STIPTS, Tim	AUT	KSCA SODI AUSTRIA TEAM	AUT
37	141	RIEBERER, Paul	AUT	Hold Maramello Racing Team	AUT
40	107	NAUDÉ, Toni Kayla	CHE	Innovate Competition	CHE

Group B

Pos.	Srnr No.	Fahrer Driver	Nation	Bewerber Sponsor	Nation
2	120	FELBERMAYR, Horst Felix	AUT	Solgar Motorsport	DEU
5	146	DE HAAN, Robert	NLD	ENERGY CORSE S.R.L.	ITA
8	152	SCHEEF, Emil	DNK	Speedsupply	DNK
11	188	SCHMITZ, Marc	DEU	Maxim Racing Sport	DEU
14	111	REHM, Maxim	DEU	Rehm Racing	DEU
17	189	TOHUM, Arthur	DEU	Servei Tohum	DEU
20	175	GREGOR, Daniel	DEU	Junior TEAM75	DEU
23	164	BAUMHEIER, Franz	DEU	RS-Motorsport	DEU
26	115	RIED, Lenny	DEU	Solgar Motorsport	DEU
29	119	TANGGAARD, Emil	DNK	HK Motorsport	DNK
32	116	KRISTIANSEN, Marius	DNK	HK Motorsport	DNK
35	165	FLACK, Marcos	AUS	ENERGY CORSE S.R.L.	ITA
38	135	TESTA, Rodrigo de Sousa	POR	DR SRL	ITA
41	121	LÜSCHER, Ekaterina	CHE	Innovate Competition	CHE

Group C

Pos.	Srnr No.	Fahrer Driver	Nation	Bewerber Sponsor	Nation
3	139	RÉVÉSZ, Levente	HUN	KR MOTORSPORT SRL	ITA
6	113	ANDRONACO, Vincent	DEU	Team Hemkemeyer	DEU
9	124	JAKOBSEN, Mathias Bjerre	DNK	TK Racing	DNK
12	106	BERGMEISTER, Jakob	DEU	Millennium Racing Team	DEU
15	130	SKJELLERUP, Marcus	DNK	RS Competition	DNK
18	109	PROBST, Kaden	NZL	Darren Probst	NZL
21	125	JULIUS-BERNHART, Jannik	DEU	SRP Racing Team	DEU
24	138	QUONDAMCARLO, Manuel	ITA	DR SRL	ITA
27	127	ZUG, Lilly	DEU	RL-Competition.com	DEU
30	117	OLSEN, Elias	DNK	HK Motorsport	DNK
33	181	OUZIEL, Andrey	ARE	ENERGY CORSE S.R.L.	ITA
36	118	TERKILDSEN, Magnus	DNK	HK Motorsport	DNK
39	161	MICHL, Oliver	AUT	KSCA SODI AUSTRIA TEAM	AUT
42	112	GRÜNDAHL, Torben	DEU	Team Hemkemeyer	DEU

Renntleitung: Volker Ehekircher Racedirektor: Horst Seide
 Sportkommissare: Nikolas Spaderna / Ulrich Bell / Franz-Josef Ser
 Techn. Kommissare: Hans-Jürgen Dangers / A. Sengpiel / M. Grasshoff / C. Schmidt / J. Lawinger / M. Ambrosio
 Zeitnahme: KART-DATA timing service Franz Schieszl

Ranking Qualifying Practice DJKM (OK-Junior)

Strecke / track: 1190m

started: 42 classified: 42 not classified: 0

Pos	Str. Nr.	Fahrer Driver	Nation	Bewerber/Sponsor	Nation	Lizenz B-Lizenz	Chassis/Motor/Reifen	Rn. Laps	schnellste Zeit fastest Lap	Abstand Gap	Lauf Heat	Rn. Lp	Zeit Time
1	133	RINGDAHL, Neo	SWE	Bamberger Karttracing	DEU	200603285693 KBF1197896	Luxor / LKE / Vega	5	1:03,353		1	5	1:03,353
2	120	FELBERMAYR, Horst Felix	AUT	Solgat Motorsport	DEU	JK2178 KBF1079882	Ricciardo / TM / Vega	4	1:03,384	0:00,031	2	4	1:03,384
3	139	RÉVÉSZ, Levente	HUN	KR MOTORSPORT SRL	ITA	5746 436754	KR / Parilla / Vega	6	1:03,507	0:00,123	1	6	1:03,507
4	132	LEISTRA, Luca	BEL	RS Schumacher Racing Team	DEU	909365 KBF1067587	IPK Praga / IAME / Vega	3	1:03,531	0:00,024	2	3	1:03,531
5	146	DE HAAN, Robert	NLD	ENERGY CORSE S.R.L.	ITA	40204 295423	Energy / TM / Vega	6	1:03,536	0:00,005	1	6	1:03,536
6	113	ANDRONACO, Vincent	DEU	Team Hemkemeyer	DEU	IKCJ1160869 KBF1079090	Intrepid / IAME / Vega	3	1:03,704	0:00,168	2	3	1:03,704
7	114	MAGNUSSEN, Mickey	DNK	RS Competition	DNK	57430 36053	Tony Kart / Vortex / Vega	5	1:03,708	0:00,004	1	5	1:03,708
8	152	SCHEEF, Emil	DNK	Speedsupply	DNK	66544 61513	Haase / IAME / Vega	4	1:03,812	0:00,104	2	4	1:03,812
9	124	JAKOBSEN, Mathias Bjerre	DNK	TK Racing	DNK	74056 52208	FA Kart / TM / Vega	6	1:03,883	0:00,071	1	6	1:03,883
10	129	SCIONI, Enzo Riccardo	USA	Ward Racing	SWE	D 1845 SK 19 JR-C 102	Tony Kart / Vortex / Vega	4	1:04,049	0:00,166	2	4	1:04,049
11	188	SCHMITZ, Marc	DEU	Maxim Racing Sport	DEU	IKCJ1167039 KBF1167038	Exprit / Vortex / Vega	6	1:04,059	0:00,010	1	6	1:04,059
12	106	BERGMEISTER, Jakob	DEU	Millennium Racing Team	DEU	IKCJ1156048 KBF1095578	Tony Kart / Vortex / Vega	6	1:04,106	0:00,047	1	6	1:04,106
13	142	MUSTAFA, Dalvin	DEU	Gazmend Mustafa	DEU	IKCJ1173436 BEK1199671	Tony Kart / IAME / Vega	6	1:04,285	0:00,179	1	6	1:04,285
14	111	REHM, Maxim	DEU	Rehm Racing	DEU	IKCJ1166371 KBF1044805	CRG / TM / Vega	6	1:04,346	0:00,061	1	6	1:04,346
15	130	SKJELLERUP, Marcus	DNK	RS Competition	DNK	63503 36053	Tony Kart / Vortex / Vega	3	1:04,350	0:00,004	2	3	1:04,350
16	174	DUCOFFRE, Paul	DEU	CRG Keijzer racing	NLD	IKCJ1183496 28613	CRG / TM / Vega	4	1:04,370	0:00,020	2	4	1:04,370
17	189	TOHUM, Arthur	DEU	Servet Tohum	DEU	IKCJ1160352 1201621	KR / IAME / Vega	2	1:04,390	0:00,020	2	2	1:04,390
18	109	PROBST, Kaden	NZL	Darren Probst	NZL	NZL 148 148E	Tony Kart / Vortex / Vega	6	1:04,455	0:00,065	1	6	1:04,455
19	144	KARLSSON, William	SWE	Nika International	SWE	200510185879 222	Exprit / Vortex / Vega	4	1:04,466	0:00,011	2	4	1:04,466
20	175	GREGOR, Daniel	DEU	Junior TEAM75	DEU	IKCJ1168157 KBF1154079	Kart Republic / IAME / Vega	4	1:04,524	0:00,058	2	4	1:04,524
21	125	JULIUS-BERNHART, Jannik	DEU	SRP Racing Team	DEU	IKCJ1136143 KBF1156791	Maranello / TM / Vega	6	1:04,533	0:00,009	1	6	1:04,533
22	128	JAROMIN, David	DEU	SRP Racing Team	DEU	IKCJ1176826 KBF1156791	Maranello / TM / Vega	4	1:04,576	0:00,043	2	4	1:04,576
23	164	BAUMHEIER, Franz	DEU	RS-Motorsport	DEU	IKCJ1180484 KBF1104126	CRG / IAME / Vega	6	1:04,581	0:00,005	1	6	1:04,581
24	138	QUONDAMCARLO, Manuel	ITA	DR SRL	ITA	370486 296449	DR / Modena / Vega	6	1:04,648	0:00,067	1	6	1:04,648
25	153	HARALAMPIEV, Maksim	DEU	Valier Motorsport	DEU	IKCJ1169591 KBF1063735	SODI / Iame / Vega	4	1:04,735	0:00,087	2	4	1:04,735
26	115	RIED, Lenny	DEU	Solgat Motorsport	DEU	IKCJ1173160 KBF1079882	Birel Art / TM / Vega	4	1:04,823	0:00,088	2	4	1:04,823
27	127	ZUG, Lilly	DEU	RL-Competition.com	DEU	IKCJ1173305 KBF1132168	CRG / TM / Vega	6	1:04,885	0:00,062	1	6	1:04,885
28	108	RAUER, Fabio	DEU	RS Schumacher Racing Team	DEU	IKCJ1164921 KBF 1067587	Praga / IAME / Vega	3	1:04,901	0:00,016	2	3	1:04,901
29	119	TANGGAARD, Emil	DNK	HK Motorsport	DNK	66542 81330	Kart Republic / TM / Vega	6	1:04,951	0:00,050	1	6	1:04,951
30	117	OLSEN, Elias	DNK	HK Motorsport	DNK	67563 81330	Kart Republic / IAME / Vega	6	1:05,003	0:00,052	1	6	1:05,003
31	155	INDERFURTH, Luca	DEU	RL-Competition.com	DEU	IKJ1174117 KBF1132168	CRG / TM / Vega	4	1:05,076	0:00,073	2	4	1:05,076
32	116	KRISTIANSEN, Marius	DNK	HK Motorsport	DNK	66433 81330	Kart Republic / IAME / Vega	5	1:05,119	0:00,043	1	5	1:05,119
33	181	OUIZEL, Andrey	ARE	ENERGY CORSE S.R.L.	ITA	K19 036 295423	Energy / TM / Vega	2	1:05,124	0:00,005	2	2	1:05,124
34	163	STIPIITS, Tim	AUT	KSCA SODI AUSTRIA TEAM	AUT	JK2060 BK108	SODIKART / IAME / Vega	6	1:05,173	0:00,049	1	6	1:05,173
35	165	FLACK, Marcos	AUS	ENERGY CORSE S.R.L.	ITA	371531 295423	Energy / TM / Vega	6	1:05,184	0:00,011	1	6	1:05,184
36	118	TERKILDSEN, Magnus	DNK	HK Motorsport	DNK	58099 81330	Kart Republic / IAME / Vega	4	1:05,765	0:00,581	2	4	1:05,765

Ranking Qualifying Practice DJKM (OK-Junior)

Strecke / track: 1190m

started: 42 classified: 42 not classified: 0

Pos	Str. Nr.	Fahrer Driver	Nation	Bewerber/Sponsor	Nation	Lizenz B-Lizenz	Chassis/Motor/Reifen	Rn. Laps	schnellste Zeit fastest Lap	Abstand Gap	Lauf Heat	Rn. Lp	Zeit Time
37	141	RIEBERER, Paul		Hold Maranello Racing Team		JK2062 BK 003	Maranello / TM / Vega	3	1:05,912	0:00,147	2	3	1:05,912
38	135	TESTA, Rodrigo de Sousa		DR SRL		PT19/0317 296449	DR / Modena / Vega	3	1:05,964	0:00,052	2	3	1:05,964
39	161	MICHL, Oliver		KSCA SODI AUSTRIA TEAM		JK2009 BK108	SODIKART / IAME / Vega	3	1:06,023	0:00,059	2	3	1:06,023
40	107	NAUDÉ, Toni Kayla		Innovate Competition		500287 500033	Exprit / IAME / Vega	6	1:06,349	0:00,326	1	6	1:06,349
41	121	LÜSCHER, Ekaterina		Innovate Competition		500305 500033	Exprit / IAME / Vega	6	1:07,823	0:01,474	1	6	1:07,823
42	112	GRÖNDAHL, Torben		Team Hemkemeyer		IKCJ1174061 KBF1079090	Intrepid / IAME / Vega	4	-	-	2	4	-

Rennleitung: Volker Ehekircher Racedirektor: Horst Seidel

Sportkommissare: Nikolas Spaderna / Ulrich Bell / Franz-Josef Serr

Techn. Kommissare: Hans-Jürgen Dangers / A. Sengpiel / M. Grasshoff / C. Schmidt / J. Lawinger / M. Ambrosius

Zeitnahme: KART-DATA timing service Franz Schieszler

Qualifying practice DJKM (OK-Junior) Group 2

Strecke / track: 1190m

started: 21 classified: 21 not classified: 0

Pos	Str. Nr.	Fahrer / Driver	Nation	Bewerber/Sponsor	Nation	Lizenz / Lizenz	Chassis/Motor/Reifen	Runden Laps	Differenz	Abstand Gap	beste Runde best Lap	in N. in L.	o. beschw. e Speed
1	120	FELBERMAYR, Horst Feli	AUT	Solgat Motorsport	DEU	JK2178 KBF1079882	Ricciardo / TM / Vega	4			1:03,384	3	67,6 km/h
2	132	LEISTRA, Luca	BEL	RS Schumacher Racing Team	DEU	909365 KBF1067587	IPK Praga / IAME / Vega	3	0:00,147	0:00,147	1:03,531	1	67,4 km/h
3	113	ANDRONACO, Vincent	DEU	Team Hemkemeyer	DEU	JKC1160869 KBF1079090	Intrepid / IAME / Vega	3	0:00,320	0:00,173	1:03,704	2	67,2 km/h
4	152	SCHEEF, Emil	DNK	Speedsupply	DNK	66544 61513	Haase / IAME / Vega	4	0:00,428	0:00,108	1:03,812	1	67,1 km/h
5	129	SCIONTI, Enzo Riccardo	USA	Ward Racing	SWE	D 1845 SK 19 JR-C 102	Tony Kart / Vortex / Vega	4	0:00,665	0:00,237	1:04,049	2	66,9 km/h
6	130	SKJELLERUP, Marcus	DNK	RS Competition	DNK	63503 36053	Tony Kart / Vortex / Vega	3	0:00,966	0:00,301	1:04,350	1	66,6 km/h
7	174	DUCOFFRE, Paul	DEU	CRG Keijzer racing	IND	JKC1183496 28613	CRG / TM / Vega	4	0:00,986	0:00,020	1:04,370	2	66,6 km/h
8	189	TOHUM, Arthur	DEU	Servet Tohum	DEU	JKC1160352 1201621	KR / IAME / Vega	2	0:01,006	0:00,020	1:04,390	2	66,5 km/h
9	144	KARLSSON, William	SWE	Nika International	SWE	20051018587 222	Expit / Vortex / Vega	4	0:01,082	0:00,076	1:04,466	3	66,5 km/h
10	175	GREGOR, Daniel	DEU	Junior TEAM75	DEU	JKC1168157 KBF1154079	Kart Republic / IAME / Vega	4	0:01,140	0:00,058	1:04,524	1	66,4 km/h
11	128	JAROMIN, David	DEU	SRP Racing Team	DEU	JKC1176826 KBF1156791	Maranello / TM / Vega	4	0:01,192	0:00,052	1:04,576	2	66,3 km/h
12	153	HARALAMPIEV, Maksim	DEU	Valier Motorsport	DEU	JKC1169591 KBF1063735	SODI / Iame / Vega	4	0:01,351	0:00,159	1:04,735	3	66,2 km/h
13	115	RIED, Lenny	DEU	Solgat Motorsport	DEU	JKC1173160 KBF1079882	Birel Art / TM / Vega	4	0:01,439	0:00,088	1:04,823	2	66,1 km/h
14	108	RAUER, Fabio	DEU	RS Schumacher Racing Team	DEU	JKC1164921 KBF 1067587	Praga / IAME / Vega	3	0:01,517	0:00,078	1:04,901	3	66,0 km/h
15	155	INDERFURTH, Luca	DEU	RL-Competition.com	DEU	JK1174117 KBF1132168	CRG / TM / Vega	4	0:01,692	0:00,175	1:05,076	3	65,8 km/h
16	181	OUZIEL, Andrey	ARE	ENERGY CORSE S.R.L.	ITA	K19 036 295423	Energy / TM / Vega	2	0:01,740	0:00,048	1:05,124	2	65,8 km/h
17	118	TERKILSEN, Magnus	DNK	HK Motorsport	DNK	58099 81330	Kart Republic / IAME / Vega	4	0:02,381	0:00,641	1:05,765	3	65,1 km/h
18	141	RIEBERER, Paul	AUT	Hold Maranello Racing Team	AUT	JK2062 BK 003	Maranello / TM / Vega	3	0:02,528	0:00,147	1:05,912	3	65,0 km/h
19	135	TESTA, Rodrigo de Sousa	PRT	DR SRL	ITA	PT19/0317 296449	DR / Modena / Vega	3	0:02,580	0:00,052	1:05,964	2	64,9 km/h
20	161	MICHL, Oliver	AUT	KSCA SODI AUSTRIA TEAM	AUT	JK2009 BK108	SODIKART / IAME / Vega	3	0:02,639	0:00,059	1:06,023	2	64,9 km/h
21	112	GRÖNDAHL, Torben	DEU	Team Hemkemeyer	DEU	JKC1174061 KBF1079090	Intrepid / IAME / Vega	4					

Str. Nr. 112 alle Runden gestrichen

Rennleitung: Volker Ehekircher Racedirektor: Horst Seidel

Sportkommissare: Nikolas Spaderna / Ulrich Bell / Franz-Josef Serr

Techn. Kommissare: Hans-Jürgen Dangers / A. Sengpiel / M. Grasshoff / C. Schmidt / J. Lawinger / M. Ambrosius

Zeitnahme: KART-DATA timing service Franz Schieszler

Zeitnahme / timekeeping

control 
Franz Schieszler

freigegeben: 13:40:40






DEUTSCHE KART-MEISTERSCHAFT

Round 2: 10 - 12 / 05 / 2019

PRO KART WACKERSDORF





DMSB

DMSB-RegNr:107/19

Qualifying practice DJKM (OK-Junior) Group 2

Fahrername Driver	Felbermayr Horst Felix	Leistra Luca	Andronaco Vincent	Gröndahl Torben	Scheef Emil	Scionti Enzo Riccardo	Skjellerup Marcus	Ducoffre Paul	Tohum Arthur	Karisson William	Gregor Daniel	Jaromin David
schnellste Runde in Runde	1:03,384 Rn. 3	1:03,531 Rn. 1	1:03,704 Rn. 2	1:03,705 Rn. 1	1:03,812 Rn. 1	1:04,049 Rn. 2	1:04,350 Rn. 1	1:04,370 Rn. 2	1:04,390 Rn. 2	1:04,466 Rn. 3	1:04,524 Rn. 1	1:04,576 Rn. 2
Speed	67,6 km/h	67,4 km/h	67,2 km/h	67,2 km/h	67,1 km/h	66,9 km/h	66,6 km/h	66,6 km/h	66,5 km/h	66,5 km/h	66,4 km/h	66,3 km/h
Lap 1	1:05,948	1:03,531	1:04,406	1:03,705	1:03,812	1:04,494	1:04,350	1:04,398	1:05,496	1:05,030	1:04,524	1:04,982
Lap 2	1:04,636	1:03,548	1:03,704	1:03,931	1:03,833	1:04,049	1:04,759	1:04,370	1:04,390	1:04,639	1:04,874	1:04,576
Lap 3	1:03,384	1:03,832	1:04,214	1:04,084	1:04,041	1:04,121	1:04,489	1:05,492		1:04,466	1:04,677	1:05,481
Lap 4	1:07,662			1:06,325	1:04,197	1:06,232		1:06,905		1:10,338	1:06,028	1:09,707






DEUTSCHE KART-MEISTERSCHAFT

Round 2: 10 - 12 / 05 / 2019

PRO KART WACKERSDORF



DMSB



DMSB-RegNr.:107/19

Qualifying practice DJKM (OK-Junior) Group 2



Fahrername Driver	Haralampiev Maksim	Ried Lenny	Rauer Fabio	Inderfurth Luca	Ouziel Andrey	Terkildsen Magnus	Rieberer Paul	Rodrigo de Sousa	Michl Oliver
schnellste Runde in Runde	1:04,735 Rn. 3	1:04,823 Rn. 2	1:04,901 Rn. 3	1:05,076 Rn. 3	1:05,124 Rn. 2	1:05,765 Rn. 3	1:05,912 Rn. 3	1:05,964 Rn. 2	1:06,023 Rn. 2
Speed	66,2 km/h	66,1 km/h	66,0 km/h	65,8 km/h	65,8 km/h	65,1 km/h	65,0 km/h	64,9 km/h	64,9 km/h
Lap 1	1:10,188	1:06,312	1:11,087	1:05,595	1:06,336	1:06,254	1:06,857	1:06,366	1:06,583
Lap 2	1:06,776	1:04,823	1:06,421	1:05,591	1:05,124	1:06,148	1:05,985	1:05,964	1:06,023
Lap 3	1:04,735	1:06,142	1:04,901	1:05,076	1:05,765	1:05,765	1:05,912	1:07,125	1:07,822
Lap 4	1:08,361	1:09,088		1:08,755		1:09,565			

DEUTSCHE KART-MEISTERSCHAFT

Round 2: 10 - 12 / 05 / 2019

PRO KART WACKERSDORF

DMSB

DMSB-RegNr:107/19

Qualifying practice DJKM (OK-Junior) Group 2

Ziel		Sektion 1		Sektion 2		Sektion 3	
Fahrername	Zeit	Fahrername	Zeit	Fahrername	Zeit	Fahrername	Zeit
1 120 Felbermayr,Horst Felix	1:03,384	112 Gröndahl,Torben	0:22,905	132 Leistra,Luca	0:21,394	120 Felbermayr,Horst Felix	0:18,518
2 132 Leistra,Luca	1:03,531	120 Felbermayr,Horst Felix	0:22,916	112 Gröndahl,Torben	0:21,398	112 Gröndahl,Torben	0:18,686
3 113 Andronaco,Vincent	1:03,704	132 Leistra,Luca	0:23,001	113 Andronaco,Vincent	0:21,507	152 Scheef,Emil	0:18,699
4 112 Gröndahl,Torben	1:03,705	153 Haralampiev,Maksim	0:23,017	120 Felbermayr,Horst Felix	0:21,686	175 Gregor,Daniel	0:18,881
5 152 Scheef,Emil	1:03,812	113 Andronaco,Vincent	0:23,133	108 Rauer,Fabio	0:21,707	113 Andronaco,Vincent	0:18,912
6 129 Scionti,Enzo Riccardo	1:04,049	174 Ducoffre,Paul	0:23,165	152 Scheef,Emil	0:21,738	132 Leistra,Luca	0:18,914
7 130 Skjellerup,Marcus	1:04,350	130 Skjellerup,Marcus	0:23,176	115 Ried,Lenny	0:21,738	144 Karlsson,William	0:18,914
8 174 Ducoffre,Paul	1:04,370	129 Scionti,Enzo Riccardo	0:23,242	129 Scionti,Enzo Riccardo	0:21,788	153 Haralampiev,Maksim	0:18,916
9 189 Tohum,Arthur	1:04,390	152 Scheef,Emil	0:23,276	189 Tohum,Arthur	0:21,824	108 Rauer,Fabio	0:18,923
10 144 Karlsson,William	1:04,466	115 Ried,Lenny	0:23,296	130 Skjellerup,Marcus	0:21,922	129 Scionti,Enzo Riccardo	0:18,926
11 175 Gregor,Daniel	1:04,524	108 Rauer,Fabio	0:23,413	174 Ducoffre,Paul	0:21,942	189 Tohum,Arthur	0:19,033
12 128 Jaromin,David	1:04,576	155 Inderfurth,Luca	0:23,463	175 Gregor,Daniel	0:21,953	115 Ried,Lenny	0:19,064
13 153 Haralampiev,Maksim	1:04,735	128 Jaromin,David	0:23,481	144 Karlsson,William	0:21,957	181 Ouziel,Andrey	0:19,093
14 115 Ried,Lenny	1:04,823	144 Karlsson,William	0:23,484	128 Jaromin,David	0:21,986	128 Jaromin,David	0:19,109
15 108 Rauer,Fabio	1:04,901	189 Tohum,Arthur	0:23,533	153 Haralampiev,Maksim	0:22,027	130 Skjellerup,Marcus	0:19,129
16 155 Inderfurth,Luca	1:05,076	175 Gregor,Daniel	0:23,605	118 Terkildsen,Magnus	0:22,161	174 Ducoffre,Paul	0:19,135
17 181 Ouziel,Andrey	1:05,124	141 Rieberer,Paul	0:23,645	155 Inderfurth,Luca	0:22,203	155 Inderfurth,Luca	0:19,256
18 118 Terkildsen,Magnus	1:05,765	181 Ouziel,Andrey	0:23,682	141 Rieberer,Paul	0:22,244	135 Testa,Rodrigo de Sousa	0:19,316
19 141 Rieberer,Paul	1:05,912	161 Michl,Oliver	0:23,719	161 Michl,Oliver	0:22,259	161 Michl,Oliver	0:19,383
20 135 Testa,Rodrigo de Sousa	1:05,964	135 Testa,Rodrigo de Sousa	0:23,758	181 Ouziel,Andrey	0:22,285	118 Terkildsen,Magnus	0:19,391
21 161 Michl,Oliver	1:06,023	118 Terkildsen,Magnus	0:23,913	135 Testa,Rodrigo de Sousa	0:22,350	141 Rieberer,Paul	0:19,409






DEUTSCHE KART-MEISTERSCHAFT

PRO KART WACKERSDORF

Round 2: 10 - 12 / 05 / 2019

PRO KART WACKERSDORF

DMSB

DMSB-RegNr.:107/19

Qualifying practice DKM (OK-Junior) Group 2

Die schnellsten Zeiten

Ort	Nr. Fahrername	Zeit	Streckenl.	Ø Speed
Ziel	120 Felbermayr, Horst Felix	1:03,384	1190 m	67,6 km/h
Sektion 1	112 Gründahl, Torben	0:22,905	452 m	71,0 km/h
Sektion 2	132 Leistra, Luca	0:21,394	368 m	61,9 km/h
Sektion 3	120 Felbermayr, Horst Felix	0:18,518	370 m	71,9 km/h

Snr. 120 Felbermayr, Horst Felix AUT		Snr. 132 Leistra, Luca BEL		Snr. 113 Andronaco, Vincent DEU		Snr. 112 Gründahl, Torben DEU		Snr. 152 Scheef, Emil DNK								
Solgat Motorsport		RS Schumacher Racing Team		Team Hemkemeyer		Team Hemkemeyer		Speedsupply								
theoretisch mögliche Bestzeit 1:03,120		theoretisch mögliche Bestzeit 1:03,309		theoretisch mögliche Bestzeit 1:03,552		theoretisch mögliche Bestzeit 1:02,989		theoretisch mögliche Bestzeit 1:03,713								
Ziel	Sektion 1	Sektion 2	Sektion 3	Ziel	Sektion 1	Sektion 2	Sektion 3	Ziel	Sektion 1	Sektion 2	Sektion 3					
best	1:03,384	0:22,916	0:21,686	0:18,518	1:03,531	0:23,001	0:21,394	0:18,914	1:03,705	0:22,905	0:21,398	0:18,686	1:03,812	0:23,276	0:21,738	0:18,699
Runde 1	1:05,948	0:24,057	0:22,577	0:19,314	1:03,531	0:23,001	0:21,569	0:18,961	1:03,705	0:23,569	0:21,398	0:18,738	1:03,812	0:23,375	0:21,738	0:18,699
Runde 2	1:04,636	0:23,433	0:22,000	0:19,203	1:03,548	0:23,022	0:21,394	0:19,132	1:03,931	0:23,087	0:22,121	0:18,723	1:03,833	0:23,276	0:21,808	0:18,749
Runde 3	1:03,384	0:22,916	0:21,950	0:18,518	1:03,832	0:23,124	0:21,794	0:18,914	1:04,084	0:23,152	0:22,246	0:18,686	1:04,041	0:23,399	0:21,795	0:18,847
Runde 4	1:07,662	0:23,067	0:21,686	0:22,909	0:23,164	0:26,420			1:06,325	0:22,905	0:21,705	0:21,715	1:04,197	0:23,305	0:22,118	0:18,774
																0:24,402






DEUTSCHE KART-MEISTERSCHAFT

Round 2: 10 - 12 / 05 / 2019

PRO KART WACKERSDORF

Raceland

DMSB-RegNr.:107/19

Qualifying practice DKM (OK-Junior) Group 2

Die schnellsten Zeiten

Ort	Nr. Fahrername	Zeit	Streckenl.	Ø Speed
Ziel	120 Felbermayr, Horst Felix	1:03,384	1190 m	67,6 km/h
Sektion 1	112 Gründahl, Torben	0:22,905	452 m	71,0 km/h
Sektion 2	132 Leistra, Luca	0:21,394	368 m	61,9 km/h
Sektion 3	120 Felbermayr, Horst Felix	0:18,518	370 m	71,9 km/h

	Smr.129 Sciomì, Enzo Riccardo USA Ward Racing	Smr.130 Skjellerup, Marcus DNK RS Competition	Smr.174 Ducoffre, Paul DEU CRG Keizer racing	Smr.189 Tohum, Arthur DEU Servet Tohum	Smr.144 Karlsson, William SWE Nika International
	theoretisch mögliche Bestzeit 1:03,956	theoretisch mögliche Bestzeit 1:04,227	theoretisch mögliche Bestzeit 1:04,242	theoretisch mögliche Bestzeit 1:04,390	theoretisch mögliche Bestzeit 1:04,355
Ziel	Sektion 1 0:23,242 Sektion 2 0:21,788 Sektion 3 0:18,926	Sektion 1 0:23,176 Sektion 2 0:21,922 Sektion 3 0:19,129	Sektion 1 0:23,165 Sektion 2 0:21,942 Sektion 3 0:19,135	Sektion 1 0:23,533 Sektion 2 0:21,824 Sektion 3 0:19,033	Sektion 1 0:23,484 Sektion 2 0:21,957 Sektion 3 0:18,914
best	1:04,049	1:04,350	1:04,370	1:04,390	1:04,466
Runde 1	1:04,494	0:23,386	0:21,922	0:24,196	0:23,484
Runde 2	0:23,252	0:21,871	0:23,217	0:22,206	0:22,338
Runde 3	0:23,242	0:21,850	0:23,607	0:21,824	0:22,076
Runde 4	0:23,245	0:21,863	0:22,214	0:23,633	0:23,595
	0:21,124	0:25,262	0:22,364		0:23,912
					0:24,249






DEUTSCHE KART-MEISTERSCHAFT

Round 2: 10 - 12 / 05 / 2019

PRO KART WACKERSDORF

Raceland

DMSB-RegNr.:107/19

Qualifying practice DKM (OK-Junior) Group 2

Die schnellsten Zeiten

Ort	Nr. Fahrername	Zeit	Streckenl.	Ø Speed
Ziel	120 Felbermayr, Horst Felix	1:03,384	1190 m	67,6 km/h
Sektion 1	112 Gründahl, Torben	0:22,905	452 m	71,0 km/h
Sektion 2	132 Leistra, Luca	0:21,394	368 m	61,9 km/h
Sektion 3	120 Felbermayr, Horst Felix	0:18,518	370 m	71,9 km/h

	Smr.175 Gregor, Daniel DEU Junior, TEAM75	Smr.128 Jaromin, David DEU SRP Racing Team	Smr.153 Haralampiev, Maksim DEU Valier Motorsport	Smr.115 Ried, Lenny DEU Solgat Motorsport	Smr.108 Rauer, Fabio DEU RS Schumacher Racing Team
	theoretisch mögliche Bestzeit 1:04,439	theoretisch mögliche Bestzeit 1:04,576	theoretisch mögliche Bestzeit 1:03,960	theoretisch mögliche Bestzeit 1:04,098	theoretisch mögliche Bestzeit 1:04,043
best	Ziel Sektion 1 0:23,605 0:21,953 0:18,881	Ziel Sektion 1 0:23,481 0:21,986 0:19,109	Ziel Sektion 1 0:23,017 0:22,027 0:18,916	Ziel Sektion 1 0:23,296 0:21,738 0:19,064	Ziel Sektion 1 0:23,413 0:21,707 0:18,923
Runde 1	1:04,524 0:23,681 0:21,953 0:18,890	1:04,982 0:23,666 0:22,005 0:19,311	1:10,188 0:24,215 0:23,197 0:22,776	1:06,312 0:24,358 0:22,454 0:19,500	1:11,087 0:23,763 0:24,856 0:22,468
Runde 2	1:04,874 0:23,701 0:22,145 0:19,028	1:04,576 0:23,481 0:21,986 0:19,109	1:06,776 0:25,207 0:22,586 0:18,983	0:23,703 0:22,056 0:19,064	1:06,421 0:25,791 0:21,707 0:18,923
Runde 3	1:04,677 0:23,685 0:22,111 0:18,881	1:05,481 0:24,112 0:22,091 0:19,278	1:04,735 0:23,337 0:22,482 0:18,916	1:06,142 0:23,642 0:22,790 0:19,710	1:04,901 0:23,413 0:22,525 0:18,963
Runde 4	1:06,028 0:23,605 0:22,185 0:20,238	1:09,707 0:23,661 0:22,113 0:23,933	1:08,361 0:23,017 0:22,027 0:23,317	1:09,088 0:23,296 0:21,738 0:24,054	0:23,446 0:22,091






DEUTSCHE KART-MEISTERSCHAFT

PRO KART WACKERSDORF

Round 2: 10 - 12 / 05 / 2019

Raceland



DMSB-RegNr.:107/19

Qualifying practice DKM (OK-Junior) Group 2

Die schnellsten Zeiten

Ort	Nr. Fahrername	Zeit	Streckenl.	Ø Speed
Ziel	120 Felbermayr, Horst Felix	1:03,384	1190 m	67,6 km/h
Sektion 1	112 Gründahl, Torben	0:22,905	452 m	71,0 km/h
Sektion 2	132 Leistra, Luca	0:21,394	368 m	61,9 km/h
Sektion 3	120 Felbermayr, Horst Felix	0:18,518	370 m	71,9 km/h

	Smr.155 Inderfurth, Luca DEU RL-Competition.com	Smr.181 Ouzia, Andrey ARE ENERGY CORSE S.R.L.	Smr.118 Terkildsen, Magnus DNK HK Motorsport	Smr.141 Rieberer, Paul AUT Hold Maranello Racing Team	Smr.135 Testa, Rodrigo de Sousa PRT DR SRL
	theoretisch mögliche Bestzeit 1:04,922	theoretisch mögliche Bestzeit 1:05,060	theoretisch mögliche Bestzeit 1:05,465	theoretisch mögliche Bestzeit 1:05,298	theoretisch mögliche Bestzeit 1:05,424
best	Ziel Sektion 1 Sektion 2 Sektion 3 1:05,076 0:23,463 0:22,203 0:19,256	Ziel Sektion 1 Sektion 2 Sektion 3 1:05,124 0:23,682 0:22,285 0:19,093	Ziel Sektion 1 Sektion 2 Sektion 3 1:05,765 0:23,913 0:22,161 0:19,391	Ziel Sektion 1 Sektion 2 Sektion 3 1:05,912 0:23,645 0:22,244 0:19,409	Ziel Sektion 1 Sektion 2 Sektion 3 1:05,964 0:23,758 0:22,350 0:19,316
Runde 1	1:05,595 0:23,793 0:22,312 0:19,490	1:06,336 0:24,161 0:22,868 0:19,307	1:06,254 0:24,702 0:22,161 0:19,391	1:06,857 0:24,458 0:22,794 0:19,605	1:06,366 0:24,257 0:22,793 0:19,316
Runde 2	1:05,591 0:23,628 0:22,532 0:19,431	1:05,124 0:23,746 0:22,285 0:19,093	1:06,148 0:23,913 0:22,465 0:19,770	1:05,985 0:24,247 0:22,244 0:19,494	1:05,964 0:24,267 0:22,350 0:19,347
Runde 3	1:05,076 0:23,617 0:22,203 0:19,256	0:23,682	1:05,765 0:23,923 0:22,298 0:19,544	1:05,912 0:23,647 0:22,856 0:19,409	1:07,125 0:23,758 0:23,690 0:19,677
Runde 4	1:08,755 0:23,463 0:22,365 0:22,927		1:09,565 0:24,006 0:22,199 0:23,360	0:23,645 0:25,582	0:24,890 0:24,735






DEUTSCHE KART-MEISTERSCHAFT

PRO KART WACKERSDORF

Round 2: 10 - 12 / 05 / 2019

Raceland



DMSB-RegNr.:107/19

Qualifying practice DKM (OK-Junior) Group 2

Die schnellsten Zeiten

Ort	Nr. Fahrername	Zeit	Streckenl.	Ø Speed
Ziel	120 Felbermayr, Horst Felix	1:03,384	1190 m	67,6 km/h
Sektion 1	112 Gründahl, Torben	0:22,905	452 m	71,0 km/h
Sektion 2	132 Leistra, Luca	0:21,394	368 m	61,9 km/h
Sektion 3	120 Felbermayr, Horst Felix	0:18,518	370 m	71,9 km/h

Smr.161 Michl, Oliver

AUT

KSCA SODI AUSTRIA TEAM

theoretisch mögliche Bestzeit 1:05,361

best	Ziel	Sektion 1	Sektion 2	Sektion 3
Runde 1	1:06,023	0:23,719	0:22,259	0:19,383
Runde 2	1:06,023	0:24,286	0:22,354	0:19,383
Runde 3	1:07,822	0:23,991	0:24,259	0:19,572
Runde 4		0:23,719	0:23,549	

Ziel	Sektion 1	Sektion 2	Sektion 3	Ziel	Sektion 1	Sektion 2	Sektion 3	Ziel	Sektion 1	Sektion 2	Sektion 3	Ziel	Sektion 1	Sektion 2	Sektion 3

Qualifying practice DJKM (OK-Junior) Group 1

Strecke / track: 1190m

started: 21 classified: 21 not classified: 0

Pos	Stf. Nr.	Fahrer / Driver	Nation	Bewerber/Sponsor	Nation	Lizenz / Lizenz	Chassis/Motor/Reifen	Runden Laps	Differenz	Abstand Gap	beste Runde best Lap	in L. in L.	o beschw. Speed
1	133	RINGDAHL, Neo	SWE	Bamberger Karttracing	DEU	20060328569 KBF1197896	Luxor / LKE / Vega	5			1:03,353	3	67,6 km/h
2	139	RÉVÉSZ, Levente	HUN	KR MOTORSPORT SRL	ITA	5746 436754	KR / Parilla / Vega	6	0:00,154	0:00,154	1:03,507	3	67,5 km/h
3	146	DE HAAN, Robert	ITA	ENERGY CORSE S.R.L.	ITA	40204 295423	Energy / TM / Vega	6	0:00,183	0:00,029	1:03,536	4	67,4 km/h
4	114	MAGNUSSEN, Mickey	DNK	RS Competition	DNK	57430 36053	Tony Kart / Vortex / Vega	5	0:00,355	0:00,172	1:03,708	2	67,2 km/h
5	124	JAKOBSEN, Mathias Bjeri	DNK	TK Racing	DNK	74056 52208	FA Kart / TM / Vega	6	0:00,530	0:00,175	1:03,883	4	67,1 km/h
6	188	SCHMITZ, Marc	DEU	Maxim Racing Sport	DEU	IKC11167039 KBF1167038	Exprit / Vortex / Vega	6	0:00,706	0:00,176	1:04,059	5	66,9 km/h
7	106	BERGMEISTER, Jakob	DEU	Millennium Racing Team	DEU	IKC11156048 KBF1095578	Tony Kart / Vortex / Vega	6	0:00,753	0:00,047	1:04,106	6	66,8 km/h
8	142	MUSTAFA, Dalvin	DEU	Gazmend Mustafa	DEU	IKC11173436 BEK1199671	Tony Kart / IAME / Vega	6	0:00,932	0:00,179	1:04,285	4	66,6 km/h
9	111	REHM, Maxim	DEU	Rehm Racing	DEU	IKC11166371 KBF1044805	CRG / TM / Vega	6	0:00,993	0:00,061	1:04,346	5	66,6 km/h
10	109	PROBST, Kaden	NZL	Darren Probst	NZL	NZL 148 148E	Tony Kart / Vortex / Vega	6	0:01,102	0:00,109	1:04,455	2	66,5 km/h
11	125	JULIUS-BERNHART, Janr	DEU	SRP Racing Team	DEU	IKC11136143 KBF1156791	Maranello / TM / Vega	6	0:01,180	0:00,078	1:04,533	4	66,4 km/h
12	164	BAUMHEIER, Franz	DEU	RS-Motorsport	DEU	IKC11180484 KBF1104126	CRG / IAME / Vega	6	0:01,228	0:00,048	1:04,581	5	66,3 km/h
13	138	QUONDAMCARLO, Manu	ITA	DR SRL	ITA	370486 296449	DR / Modena / Vega	6	0:01,295	0:00,067	1:04,648	3	66,3 km/h
14	127	ZUG, Lilly	DEU	RL-Competition.com	DEU	IKC11173305 KBF1132168	CRG / TM / Vega	6	0:01,532	0:00,237	1:04,885	3	66,0 km/h
15	119	TANGGAARD, Emil	DNK	HK Motorsport	DNK	66542 81330	Kart Republic / TM / Vega	6	0:01,598	0:00,066	1:04,951	5	66,0 km/h
16	117	OLSEN, Elias	DNK	HK Motorsport	DNK	67563 81330	Kart Republic / IAME / Vega	6	0:01,650	0:00,052	1:05,003	4	65,9 km/h
17	116	KRISTIANSEN, Marius	DNK	HK Motorsport	DNK	66433 81330	Kart Republic / IAME / Vega	5	0:01,766	0:00,116	1:05,119	4	65,8 km/h
18	163	STIPITS, Tim	AUT	KSCA SODI AUSTRIA TEAM	AUT	JK2060 8K108	SODIKART / IAME / Vega	6	0:01,820	0:00,054	1:05,173	6	65,7 km/h
19	165	FLACK, Marcos	AUS	ENERGY CORSE S.R.L.	ITA	371531 295423	Energy / TM / Vega	6	0:01,831	0:00,011	1:05,184	6	65,7 km/h
20	107	NAUDÉ, Toni Kayla	CHE	Innovate Competition	CHE	500287 500033	Exprit / IAME / Vega	6	0:02,996	0:01,165	1:06,349	5	64,6 km/h
21	121	LÜSCHER, Ekaterina	CHE	Innovate Competition	CHE	500305 500033	Exprit / IAME / Vega	6	0:04,470	0:01,474	1:07,823	4	63,2 km/h

Rennleitung: Volker Ehekircher Racedirektor: Horst Seidel
 Sportkommissare: Nikolas Spaderna / Ulrich Bell / Franz-Josef Serr
 Techn. Kommissare: Hans-Jürgen Dangers / A. Sengpiel / M. Grasshoff / C. Schmidt / J.Lawinger / M.Ambrosius
 Zeitnahme: KART-DATA timing service Franz Schieszler

Zeitnahme / timekeeping

control 
 Franz Schieszler

freigegeben: 12:03:14






DEUTSCHE KART-MEISTERSCHAFT

Round 2: 10 - 12 / 05 / 2019

PRO KART WACKERSDORF



DMSB-RegNr:107/19

Qualifying practice DJKM (OK-Junior) Group 1

Fahrername Driver	Ringdahl Neo	Révész Levente	De Haan Robert	Magnussen Mickey	Jakobsen Mathias Bjerre	Schmitz Marc	Bergmeister Jakob	Mustafa Dalvin	Rehim Maxim	Probst Kaden	Julius-Bernhart Jannik	Baumheier Franz
schnellste Runde in Runde	1:03,353 Rn. 3	1:03,507 Rn. 3	1:03,536 Rn. 4	1:03,708 Rn. 2	1:03,883 Rn. 4	1:04,059 Rn. 5	1:04,106 Rn. 6	1:04,285 Rn. 4	1:04,346 Rn. 5	1:04,455 Rn. 2	1:04,533 Rn. 4	1:04,581 Rn. 5
Speed	67,6 km/h	67,5 km/h	67,4 km/h	67,2 km/h	67,1 km/h	66,9 km/h	66,8 km/h	66,6 km/h	66,6 km/h	66,5 km/h	66,4 km/h	66,3 km/h
Lap 1	1:03,801	1:05,086	1:03,829	1:04,153	1:04,908	1:05,090	1:04,470	1:06,166	1:05,622	1:04,593	1:05,354	1:06,408
Lap 2	1:03,782	1:03,977	1:03,765	1:03,708	1:04,520	1:04,794	1:04,394	1:04,840	1:04,754	1:04,455	1:05,125	1:05,811
Lap 3	1:03,353	1:03,507	1:03,593	1:03,938	1:04,584	1:04,177	1:04,249	1:04,681	1:04,613	1:04,944	1:04,985	1:05,149
Lap 4	1:04,375	1:03,613	1:03,536	1:05,375	1:03,883	1:04,436	1:04,441	1:04,285	1:04,639	1:04,495	1:04,533	1:04,645
Lap 5	1:03,484	1:04,440	1:03,897	1:03,798	1:04,592	1:04,059	1:04,539	1:04,523	1:04,346	1:04,764	1:04,892	1:04,581
Lap 6		1:04,365	1:03,768		1:04,055	1:04,361	1:04,106	1:04,319	1:04,447	1:04,685	1:05,359	1:04,827





DEUTSCHE KART-MEISTERSCHAFT




Round 2: 10 - 12 / 05 / 2019



PRO KART WACKERSDORF



DMSB-RegNr.:107/19

Qualifying practice DJKM (OK-Junior) Group 1



Fahrername Driver	Quondamcarlo Manuel	Zug Lilly	Tanggaard Emil	Olsen Elias	Kristiansen Marius	Stipits Tim	Flack Marcos	Naudé Toni Kayla	Lüscher Ekaterina
schnellste Runde in Runde	1:04,648 Rn. 3	1:04,885 Rn. 3	1:04,951 Rn. 5	1:05,003 Rn. 4	1:05,119 Rn. 4	1:05,173 Rn. 6	1:05,184 Rn. 6	1:06,349 Rn. 5	1:07,823 Rn. 4
Speed	66,3 km/h	66,0 km/h	66,0 km/h	65,9 km/h	65,8 km/h	65,7 km/h	65,7 km/h	64,6 km/h	63,2 km/h
Lap 1	1:06,488	1:05,139	1:05,273	1:05,585	1:05,931	1:07,582	1:05,395	1:06,567	1:10,318
Lap 2	1:05,074	1:05,383	1:06,650	1:05,937	1:05,681	1:06,112	1:05,885	1:07,416	1:08,377
Lap 3	<u>1:04,648</u>	<u>1:04,885</u>	1:04,969	1:05,448	1:05,545	1:06,205	1:05,509	1:06,781	1:08,107
Lap 4	1:04,975	1:05,020	1:05,015	<u>1:05,003</u>	<u>1:05,119</u>	1:06,218	1:05,493	1:06,407	<u>1:07,823</u>
Lap 5	1:05,205	1:05,157	<u>1:04,951</u>	1:05,392	1:08,164	1:05,555	1:05,192	<u>1:06,349</u>	1:09,154
Lap 6	1:05,974	1:05,483	1:06,187	1:05,046		<u>1:05,173</u>	<u>1:05,184</u>	<u>1:06,653</u>	1:08,776

DEUTSCHE KART-MEISTERSCHAFT

Round 2: 10 - 12 / 05 / 2019

PRO KART WACKERSDORF

DMSB-RegNr:107119

Qualifying practice DJKM (OK-Junior) Group 1

Ziel		Sektion 1		Sektion 2		Sektion 3	
Fahrername	Zeit	Fahrername	Zeit	Fahrername	Zeit	Fahrername	Zeit
1 133 Ringdahl,Neo	1:03,353	133 Ringdahl,Neo	0:23,014	133 Ringdahl,Neo	0:21,297	133 Ringdahl,Neo	0:18,693
2 139 Révész,Levente	1:03,507	139 Révész,Levente	0:23,067	146 De Haan,Robert	0:21,355	124 Jakobsen,Mathias Bjerre	0:18,739
3 146 De Haan,Robert	1:03,536	114 Magnussen,Mickey	0:23,160	114 Magnussen,Mickey	0:21,480	188 Schmitz,Marc	0:18,757
4 114 Magnussen,Mickey	1:03,708	124 Jakobsen,Mathias Bjerre	0:23,251	139 Révész,Levente	0:21,534	139 Révész,Levente	0:18,770
5 124 Jakobsen,Mathias Bjerre	1:03,883	146 De Haan,Robert	0:23,254	109 Probst,Kaden	0:21,810	146 De Haan,Robert	0:18,812
6 188 Schmitz,Marc	1:04,059	106 Bergmeister,Jakob	0:23,261	111 Rehm,Maxim	0:21,816	142 Mustafa,Dalvin	0:18,892
7 106 Bergmeister,Jakob	1:04,106	111 Rehm,Maxim	0:23,384	188 Schmitz,Marc	0:21,824	106 Bergmeister,Jakob	0:18,895
8 142 Mustafa,Dalvin	1:04,285	109 Probst,Kaden	0:23,419	124 Jakobsen,Mathias Bjerre	0:21,825	109 Probst,Kaden	0:18,919
9 111 Rehm,Maxim	1:04,346	188 Schmitz,Marc	0:23,443	142 Mustafa,Dalvin	0:21,825	114 Magnussen,Mickey	0:18,932
10 109 Probst,Kaden	1:04,455	164 Baumheier,Franz	0:23,488	106 Bergmeister,Jakob	0:21,835	111 Rehm,Maxim	0:18,973
11 125 Julius-Bernhart,Jannik	1:04,533	142 Mustafa,Dalvin	0:23,491	164 Baumheier,Franz	0:21,879	125 Julius-Bernhart,Jannik	0:18,985
12 164 Baumheier,Franz	1:04,581	138 Quondamcarlo,Manuel	0:23,493	125 Julius-Bernhart,Jannik	0:21,899	127 Zug,Lilly	0:18,991
13 138 Quondamcarlo,Manuel	1:04,648	119 Tanggaard,Emil	0:23,493	165 Flack,Marcos	0:22,060	138 Quondamcarlo,Manuel	0:19,015
14 127 Zug,Lilly	1:04,885	125 Julius-Bernhart,Jannik	0:23,532	138 Quondamcarlo,Manuel	0:22,069	117 Olsen,Elias	0:19,052
15 119 Tanggaard,Emil	1:04,951	117 Olsen,Elias	0:23,589	127 Zug,Lilly	0:22,070	116 Kristiansen,Marius	0:19,062
16 117 Olsen,Elias	1:05,003	163 Stripits,Tim	0:23,601	163 Stripits,Tim	0:22,142	119 Tanggaard,Emil	0:19,066
17 116 Kristiansen,Marius	1:05,119	127 Zug,Lilly	0:23,609	119 Tanggaard,Emil	0:22,159	164 Baumheier,Franz	0:19,101
18 163 Stripits,Tim	1:05,173	165 Flack,Marcos	0:23,728	116 Kristiansen,Marius	0:22,221	165 Flack,Marcos	0:19,105
19 165 Flack,Marcos	1:05,184	116 Kristiansen,Marius	0:23,750	117 Olsen,Elias	0:22,235	163 Stripits,Tim	0:19,241
20 107 Naudé,Toni Kayla	1:06,349	107 Naudé,Toni Kayla	0:24,216	107 Naudé,Toni Kayla	0:22,485	107 Naudé,Toni Kayla	0:19,353
21 121 Lüscher,Ekaterina	1:07,823	121 Lüscher,Ekaterina	0:24,460	121 Lüscher,Ekaterina	0:23,186	121 Lüscher,Ekaterina	0:19,822






DEUTSCHE KART-MEISTERSCHAFT

PRO KART WACKERSDORF

Round 2: 10 - 12 / 05 / 2019

Raceland

DMSB-RegNr.:107/19

Qualifying practice DKM (OK-Junior) Group 1

Die schnellsten Zeiten

Ort	Nr. Fahrername	Zeit	Streckenl.	Ø Speed
Ziel	133 Ringdahl,Neo	1:03,353	1190 m	67,6 km/h
Sektion 1	133 Ringdahl,Neo	0:23,014	452 m	70,7 km/h
Sektion 2	133 Ringdahl,Neo	0:21,297	368 m	62,2 km/h
Sektion 3	133 Ringdahl,Neo	0:18,693	370 m	71,3 km/h

Smr.133 Ringdahl,Neo SWE Bamberger Karttracing		Smr.139 Révész,Levente HUN KR MOTORSPORT SRL		Smr.146 De Haan,Robert NLD ENERGY CORSE S.R.L.		Smr.114 Magnussen,Mickey DNK RS Competition		Smr.124 Jakobsen,Mathias Bjerre DNK TK Racing													
theoretisch mögliche Bestzeit	1:03,004	theoretisch mögliche Bestzeit	1:03,371	theoretisch mögliche Bestzeit	1:03,421	theoretisch mögliche Bestzeit	1:03,572	theoretisch mögliche Bestzeit	1:03,815												
Ziel	Sektion 1	Sektion 2	Sektion 3	Ziel	Sektion 1	Sektion 2	Sektion 3	Ziel	Sektion 1												
best	1:03,353	0:23,014	0:21,297	0:18,693	1:03,507	0:23,067	0:21,534	0:18,770	1:03,507	0:23,067	0:21,534	0:18,770	1:03,507	0:23,067	0:21,534	0:18,770	1:03,507	0:23,067	0:21,534	0:18,770	
Runde 1	1:03,801	0:23,320	0:21,643	0:18,838	1:05,086	0:23,959	0:22,102	0:19,025	1:03,829	0:23,263	0:21,527	0:19,039	1:04,153	0:23,326	0:21,741	0:19,086	1:04,908	0:23,746	0:22,213	0:18,949	
Runde 2	1:03,782	0:23,318	0:21,666	0:18,798	1:03,977	0:23,194	0:21,899	0:18,884	1:03,765	0:23,254	0:21,566	0:18,945	1:03,708	0:23,160	0:21,535	0:19,013	1:04,520	0:23,758	0:21,945	0:18,817	
Runde 3	1:03,353	0:23,057	0:21,580	0:18,716	1:03,507	0:23,132	0:21,534	0:18,841	1:03,593	0:23,323	0:21,355	0:18,915	1:03,938	0:23,165	0:21,770	0:19,003	1:04,584	0:23,559	0:22,150	0:18,875	
Runde 4	1:04,375	0:23,551	0:22,131	0:18,693	1:03,613	0:23,067	0:21,688	0:18,858	1:03,536	0:23,327	0:21,372	0:18,837	1:05,375	0:24,566	0:21,831	0:18,978	1:03,883	0:23,251	0:21,825	0:18,807	
Runde 5	1:03,484	0:23,014	0:21,297	0:19,173	1:04,440	0:23,356	0:22,025	0:19,059	1:03,897	0:23,627	0:21,458	0:18,812	1:03,798	0:23,386	0:21,480	0:18,932	1:04,592	0:23,462	0:22,101	0:19,029	
Runde 6					1:04,365	0:23,613	0:21,982	0:18,770	1:03,768	0:23,363	0:21,513	0:18,892						1:04,055	0:23,450	0:21,866	0:18,739






DEUTSCHE KART-MEISTERSCHAFT

Round 2: 10 - 12 / 05 / 2019

PRO KART WACKERSDORF

Raceland



DMSB-RegNr.:107/19

Qualifying practice DKM (OK-Junior) Group 1

Die schnellsten Zeiten

Ort	Nr. Fahrername	Zeit	Streckenl.	Ø Speed
Ziel	133 Ringdahl, Neo	1:03,353	1190 m	67,6 km/h
Sektion 1	133 Ringdahl, Neo	0:23,014	452 m	70,7 km/h
Sektion 2	133 Ringdahl, Neo	0:21,297	368 m	62,2 km/h
Sektion 3	133 Ringdahl, Neo	0:18,693	370 m	71,3 km/h

	Snr. 188 Schmitz, Marc DEU Maxim Racing Sport			Snr. 106 Bergmeister, Jakob DEU Millennium Racing Team			Snr. 142 Mustafa, Dalvin DEU Gazmend Mustafa			Snr. 111 Rehm, Maxim DEU Rehm Racing			Snr. 109 Probst, Kaden NZL Darren Probst		
	theoretisch mögliche Bestzeit	Ziel	best	theoretisch mögliche Bestzeit	Ziel	best	theoretisch mögliche Bestzeit	Ziel	best	theoretisch mögliche Bestzeit	Ziel	best	theoretisch mögliche Bestzeit	Ziel	best
Runde 1	1:05,090	0:24,217	0:21,846	1:04,470	0:23,485	0:22,030	1:06,166	0:25,071	0:22,007	1:05,622	0:24,239	0:22,249	1:04,593	0:23,678	0:21,977
Runde 2	1:04,794	0:23,727	0:22,247	1:04,394	0:23,464	0:21,959	1:04,840	0:23,755	0:21,995	1:04,754	0:23,836	0:21,816	1:04,455	0:23,494	0:21,978
Runde 3	1:04,177	0:23,443	0:21,824	1:04,249	0:23,420	0:21,835	1:04,681	0:23,743	0:21,885	1:04,613	0:23,466	0:21,869	1:04,944	0:23,595	0:22,127
Runde 4	1:04,436	0:23,648	0:21,890	1:04,441	0:23,313	0:22,094	1:04,285	0:23,522	0:21,825	1:04,639	0:23,454	0:22,042	1:04,495	0:23,473	0:21,983
Runde 5	1:04,059	0:23,459	0:21,843	1:04,539	0:23,261	0:22,205	1:04,523	0:23,718	0:21,870	1:04,346	0:23,505	0:21,868	1:04,764	0:24,035	0:21,810
Runde 6	1:04,361	0:23,677	0:21,907	1:04,106	0:23,270	0:21,941	1:04,319	0:23,491	0:21,936	1:04,447	0:23,384	0:21,850	1:04,685	0:23,419	0:22,288






DEUTSCHE KART-MEISTERSCHAFT

Round 2: 10 - 12 / 05 / 2019

PRO KART WACKERSDORF

Raceland



DMSB-RegNr.:107/19

Qualifying practice DKM (OK-Junior) Group 1

Die schnellsten Zeiten

Ort	Nr. Fahrername	Zeit	Streckenl.	Ø Speed
Ziel	133 Ringdahl,Neo	1:03,353	1190 m	67,6 km/h
Sektion 1	133 Ringdahl,Neo	0:23,014	452 m	70,7 km/h
Sektion 2	133 Ringdahl,Neo	0:21,297	368 m	62,2 km/h
Sektion 3	133 Ringdahl,Neo	0:18,693	370 m	71,3 km/h

	Smr.125 Julius-Bernhart,Jannik DEU SRP Racing Team theoretisch mögliche Bestzeit 1:04,416	Smr.164 Baumheiter,Franz DEU RS-Motorsport theoretisch mögliche Bestzeit 1:04,468	Smr.138 Quondamcarlo,Manuel ITA DR SRL theoretisch mögliche Bestzeit 1:04,577	Smr.127 Zug,Lilly DEU RL-Competition.com theoretisch mögliche Bestzeit 1:04,670	Smr.119 Tanggaard,Emil DNK HK Motorsport theoretisch mögliche Bestzeit 1:04,718
best	Ziel Sektion 1 Sektion 2 Sektion 3 1:04,533 0:23,532 0:21,899 0:18,985	Ziel Sektion 1 Sektion 2 Sektion 3 1:04,581 0:23,488 0:21,879 0:19,101	Ziel Sektion 1 Sektion 2 Sektion 3 1:04,648 0:23,493 0:22,069 0:19,015	Ziel Sektion 1 Sektion 2 Sektion 3 1:04,885 0:23,609 0:22,070 0:18,991	Ziel Sektion 1 Sektion 2 Sektion 3 1:04,951 0:23,493 0:22,159 0:19,066
Runde 1	1:05,354 0:23,624 0:22,638 0:19,092	1:06,408 0:23,833 0:22,815 0:19,760	1:06,488 0:25,136 0:22,223 0:19,129	1:05,139 0:23,727 0:22,190 0:19,222	1:05,273 0:23,747 0:22,342 0:19,184
Runde 2	1:05,125 0:23,693 0:22,259 0:19,173	1:05,811 0:24,138 0:22,401 0:19,272	1:05,074 0:23,777 0:22,142 0:19,155	1:05,383 0:23,732 0:22,480 0:19,171	1:06,650 0:23,862 0:23,476 0:19,312
Runde 3	1:04,985 0:23,643 0:22,357 0:18,985	1:05,149 0:23,797 0:22,251 0:19,101	1:04,648 0:23,493 0:22,140 0:19,015	1:04,885 0:23,685 0:22,070 0:19,130	1:04,969 0:23,696 0:22,159 0:19,114
Runde 4	1:04,533 0:23,532 0:21,899 0:19,102	1:04,645 0:23,519 0:21,879 0:19,247	1:04,975 0:23,744 0:22,069 0:19,162	1:05,020 0:23,609 0:22,290 0:19,121	1:05,015 0:23,493 0:22,406 0:19,116
Runde 5	1:04,892 0:23,659 0:22,244 0:18,989	1:04,581 0:23,488 0:21,971 0:19,122	1:05,205 0:23,693 0:22,294 0:19,218	1:05,157 0:23,781 0:22,232 0:19,144	1:04,951 0:23,593 0:22,292 0:19,066
Runde 6	1:05,359 0:23,866 0:22,241 0:19,252	1:04,827 0:23,498 0:22,115 0:19,214	1:05,974 0:23,825 0:22,836 0:19,313	1:05,483 0:23,914 0:22,578 0:18,991	1:06,187 0:23,719 0:22,880 0:19,588






DEUTSCHE KART-MEISTERSCHAFT

PRO KART WACKERSDORF

Round 2: 10 - 12 / 05 / 2019

Raceland


DMSB-RegNr.:107/19

Qualifying practice DKM (OK-Junior) Group 1

Die schnellsten Zeiten

Ort	Nr. Fahrername	Zeit	Streckenl.	Ø Speed
Ziel	133 Ringdahl, Neo	1:03,353	1190 m	67,6 km/h
Sektion 1	133 Ringdahl, Neo	0:23,014	452 m	70,7 km/h
Sektion 2	133 Ringdahl, Neo	0:21,297	368 m	62,2 km/h
Sektion 3	133 Ringdahl, Neo	0:18,693	370 m	71,3 km/h

	Smr.117 Olsen,Elias DNK HK Motorsport	Smr.116 Kristiansen,Marius DNK HK Motorsport	Smr.163 Stipits,Tim AUT KSCA SODI AUSTRIA TEAM	Smr.165 Flack,Marcos AUS ENERGY CORSE S.R.L.	Smr.107 Naudé,Toni Kayla CHE Innovate Competition
	theoretisch mögliche Bestzeit 1:04,876	theoretisch mögliche Bestzeit 1:05,033	theoretisch mögliche Bestzeit 1:04,984	theoretisch mögliche Bestzeit 1:04,893	theoretisch mögliche Bestzeit 1:06,054
best	Ziel Sektion 1 Sektion 2 Sektion 3 1:05,003 0:23,589 0:22,235 0:19,052	Ziel Sektion 1 Sektion 2 Sektion 3 1:05,119 0:23,750 0:22,221 0:19,062	Ziel Sektion 1 Sektion 2 Sektion 3 1:05,173 0:23,601 0:22,142 0:19,241	Ziel Sektion 1 Sektion 2 Sektion 3 1:05,184 0:23,728 0:22,060 0:19,105	Ziel Sektion 1 Sektion 2 Sektion 3 1:06,349 0:24,216 0:22,485 0:19,353
Runde 1	1:05,585 0:23,888 0:22,488 0:19,209	1:05,931 0:23,910 0:22,355 0:19,666	1:07,582 0:25,287 0:22,418 0:19,877	1:05,395 0:23,957 0:22,060 0:19,378	1:06,567 0:24,216 0:22,654 0:19,697
Runde 2	1:05,937 0:23,815 0:22,555 0:19,567	1:05,681 0:23,795 0:22,571 0:19,315	1:06,112 0:24,340 0:22,291 0:19,481	1:05,885 0:23,955 0:22,812 0:19,118	1:07,416 0:24,884 0:22,985 0:19,547
Runde 3	1:05,448 0:23,974 0:22,381 0:19,093	1:05,545 0:23,871 0:22,221 0:19,453	1:06,205 0:24,267 0:22,514 0:19,424	1:05,509 0:23,815 0:22,223 0:19,471	1:06,781 0:24,298 0:23,130 0:19,353
Runde 4	1:05,003 0:23,618 0:22,235 0:19,150	1:05,119 0:23,750 0:22,307 0:19,062	1:06,218 0:24,092 0:22,431 0:19,695	1:05,493 0:24,170 0:22,218 0:19,105	1:06,407 0:24,511 0:22,485 0:19,411
Runde 5	1:05,392 0:23,596 0:22,744 0:19,052	1:08,164 0:24,001 0:22,484 0:21,679	1:05,555 0:24,170 0:22,144 0:19,241	1:05,192 0:23,728 0:22,290 0:19,174	1:06,349 0:24,330 0:22,510 0:19,509
Runde 6	1:05,046 0:23,589 0:22,356 0:19,101		1:05,173 0:23,601 0:22,142 0:19,430	1:05,184 0:23,842 0:22,082 0:19,260	1:06,653 0:24,311 0:22,786 0:19,556







DEUTSCHE KART-MEISTERSCHAFT

PRO KART WACKERSDORF

Round 2: 10 - 12 / 05 / 2019



DMSB-RegNr.:107/19

Qualifying practice DKM (OK-Junior) Group 1

Die schnellsten Zeiten

Ort	Nr. Fahrername	Zeit	Streckenl.	Ø Speed
Ziel	133 Ringdahl, Neo	1:03,353	1190 m	67,6 km/h
Sektion 1	133 Ringdahl, Neo	0:23,014	452 m	70,7 km/h
Sektion 2	133 Ringdahl, Neo	0:21,297	368 m	62,2 km/h
Sektion 3	133 Ringdahl, Neo	0:18,693	370 m	71,3 km/h

Smr.121 Lüscher, Ekaterina
CHE

Innovate Competition

theoretisch mögliche Bestzeit 1:07,468

best	Ziel	Sektion 1	Sektion 2	Sektion 3
Runde 1	1:10,318	0:26,398	0:23,729	0:20,191
Runde 2	1:08,377	0:25,369	0:23,186	0:19,822
Runde 3	1:08,107	0:24,610	0:23,622	0:19,875
Runde 4	1:07,823	0:24,549	0:23,293	0:19,981
Runde 5	1:09,154	0:24,829	0:23,236	0:21,089
Runde 6	1:08,776	0:24,460	0:23,448	0:20,868

Ziel	Sektion 1	Sektion 2	Sektion 3	Ziel	Sektion 1	Sektion 2	Sektion 3	Ziel	Sektion 1	Sektion 2	Sektion 3	Ziel	Sektion 1	Sektion 2	Sektion 3

free practice DKM (OK-Junior) Group 2

Strecke / track: 1190m

started: 21 classified: 21 not classified: 0



Pos	Str. Nr.	Fahrer / Driver	Nation	Bewerber/Sponsor	Nation	Lizenz / Lizenz	Chassis/Motor/Reifen	Runden / Laps	Differenz	Abstand / Gap	beste Runde / best Lap	in N. / in L.	o. beschw. / e Speed
1	132	LEISTRA, Luca		RS Schumacher Racing Team		909365 KBF1067587	IPK Praga / IAME / Vega	10			0:49,911	9	85,8 km/h
2	175	GREGOR, Daniel		Junior TEAM75		IKC1168157 KBF1154079	Kart Republic / IAME / Vega	11	0:00,384	0:00,384	0:50,295	11	85,2 km/h
3	144	KARLSSON, William		Nika International		20051018587/ 222	Exprit / Vortex / Vega	11	0:00,472	0:00,088	0:50,383	11	85,0 km/h
4	129	SCIONTI, Enzo Riccardo		Ward Racing		D1845 SK 19 JR-C 102	Tony Kart / Vortex / Vega	11	0:00,513	0:00,041	0:50,424	8	85,0 km/h
5	108	RAUER, Fabio		RS Schumacher Racing Team		IKC1164921 KBF1067587	Praga / IAME / Vega	11	0:00,576	0:00,063	0:50,487	9	84,9 km/h
6	113	ANDRONACO, Vincent		Team Hemkemeyer		IKC1160869 KBF1079090	Intrepid / IAME / Vega	11	0:00,580	0:00,004	0:50,491	9	84,8 km/h
7	112	GRÖNDAHL, Torben		Team Hemkemeyer		IKC1174061 KBF1079090	Intrepid / IAME / Vega	11	0:00,626	0:00,046	0:50,537	10	84,8 km/h
8	189	TOHUM, Arthur		Servet Tohum		IKC1160352 1201621	KR / IAME / Vega	6	0:00,734	0:00,108	0:50,645	6	84,6 km/h
9	174	DUCOFFRE, Paul		CRG Keijzer racing		IKC1183496 28613	CRG / TM / Vega	11	0:00,761	0:00,027	0:50,672	11	84,5 km/h
10	153	HARALAMPIEV, Maksim		Valier Motorsport		IKC1169591 KBF1063735	SODI / Iame / Vega	10	0:00,830	0:00,069	0:50,741	9	84,4 km/h
11	118	TERKILSEN, Magnus		HK Motorsport		58099 81330	Kart Republic / IAME / Vega	11	0:00,884	0:00,054	0:50,795	11	84,3 km/h
12	130	SKJELLERUP, Marcus		RS Competition		63503 36053	Tony Kart / Vortex / Vega	10	0:00,970	0:00,086	0:50,881	9	84,2 km/h
13	155	INDERFURTH, Luca		RL-Competition.com		IKJ1174117 KBF1132168	CRG / TM / Vega	11	0:01,112	0:00,142	0:51,023	10	84,0 km/h
14	115	RIED, Lenny		Solgat Motorsport		IKC1173160 KBF1079882	Birel Art / TM / Vega	9	0:01,164	0:00,052	0:51,075	8	83,9 km/h
15	141	RIEBERER, Paul		Hold Maranello Racing Team		IK2062 BK 003	Maranello / TM / Vega	10	0:01,285	0:00,121	0:51,196	8	83,7 km/h
16	135	TESTA, Rodrigo de Sousa		DR SRL		P119/0317 296449	DR / Modena / Vega	10	0:01,507	0:00,222	0:51,418	10	83,3 km/h
17	152	SCHEEF, Emil		Speedsupply		66544 61513	Haase / IAME / Vega	10	0:01,992	0:00,485	0:51,903	9	82,5 km/h
18	181	OUIZIEL, Andrey		ENERGY CORSE S.R.L.		K19 036 295423	Energy / TM / Vega	9	0:02,016	0:00,024	0:51,927	9	82,5 km/h
19	128	JAROMIN, David		SRP Racing Team		IKC1176826 KBF1156791	Maranello / TM / Vega	9	0:02,170	0:00,154	0:52,081	6	82,3 km/h
20	161	MICHL, Oliver		KSCA SODI AUSTRIA TEAM		JK2009 BK108	SODIKART / IAME / Vega	10	0:02,566	0:00,396	0:52,477	9	81,6 km/h
21	120	FELBERMAYR, Horst Felix		Solgat Motorsport		JK2178 KBF1079882	Ricciard / TM / Vega	1	0:05,175	0:02,609	0:55,086	1	77,8 km/h

Rennleitung: Volker Ehekircher Racedirektor: Horst Seidel

Sportkommissare: Nikolas Spaderna / Ulrich Bell / Franz-Josef Serr

Techn. Kommissare: Hans-Jürgen Dangers / A. Sengpiel / M. Grasshoff / C. Schmidt / J. Lawinger / M. Ambrosius


Zeitnahme: KART-DATA timing service Franz Schieszler

DEUTSCHE KART-MEISTERSCHAFT

Round 2: 10 - 12 / 05 / 2019

PRO KART WACKERSDORF



DMSB-RegNr:107/19

free practice DKM (OK-Junior) Group 2

Fahrername Driver	Leistra Luca	Gregor Daniel	Karlsson William	Scionti Enzo Riccardo	Rauer Fabio	Andronaco Vincent	Gröndahl Torben	Tohum Arthur	Duoffre Paul	Haralampiev Maksim	Terkidsen Magnus	Skjellerup Marcus
schnellste Runde in Runde	0:49,911 Rn. 9	0:50,295 Rn. 11	0:50,383 Rn. 11	0:50,424 Rn. 8	0:50,487 Rn. 9	0:50,491 Rn. 9	0:50,537 Rn. 10	0:50,645 Rn. 6	0:50,672 Rn. 11	0:50,741 Rn. 9	0:50,795 Rn. 11	0:50,881 Rn. 9
Speed	85,8 km/h	85,2 km/h	85,0 km/h	85,0 km/h	84,9 km/h	84,8 km/h	84,8 km/h	84,6 km/h	84,5 km/h	84,4 km/h	84,3 km/h	84,2 km/h
Lap 1	0:53,112	0:52,947	0:52,347	0:52,549	0:54,095	0:54,360	0:54,681	0:54,973	0:54,777	0:56,782	0:53,177	0:52,869
Lap 2	0:51,352	0:52,222	0:51,573	0:51,541	0:52,595	0:54,399	0:52,288	0:51,784	0:52,751	0:53,739	0:51,821	0:51,766
Lap 3	0:50,687	0:52,302	0:51,361	0:51,765	0:51,977	0:51,765	0:51,336	0:51,025	0:52,229	0:52,438	0:51,472	0:54,679
Lap 4	0:52,091	0:51,063	0:50,976	0:50,972	0:52,863	0:51,865	0:55,261	0:50,982	0:51,785	0:53,593	0:51,532	0:53,989
Lap 5	0:51,400	0:52,860	0:52,613	0:52,418	0:51,489	0:51,623	0:52,208	0:50,731	0:51,778	0:52,150	0:51,859	0:52,230
Lap 6	0:50,490	0:51,147	0:51,007	0:50,872	0:50,953	0:51,092	0:51,013	0:50,645	0:52,175	0:51,576	0:51,692	0:51,424
Lap 7	0:50,405	0:51,024	0:50,870	0:50,510	0:50,894	0:51,602	0:52,423		0:51,219	0:52,150	0:51,113	0:51,531
Lap 8	0:51,005	0:50,467	0:50,615	0:50,424	0:50,894	0:50,649	0:50,754		0:50,936	0:51,209	0:51,019	0:51,351
Lap 9	0:49,911	0:50,319	0:50,483	0:50,463	0:50,487	0:50,491	0:50,788		0:51,894	0:50,741	0:51,083	0:50,881
Lap 10	0:50,272	0:50,757	0:50,931	0:51,679	0:50,892	0:50,635	0:50,537		0:50,904	0:51,157	0:50,927	0:51,394
Lap 11		0:50,295	0:50,383	1:24,980	0:50,737	0:50,682	0:52,965		0:50,672		0:50,795	






DEUTSCHE KART-MEISTERSCHAFT

Round 2: 10 - 12 / 05 / 2019

PRO KART WACKERSDORF


DMSB



DMSB-RegNr.:107/19

free practice DJKM (OK-Junior) Group 2

Fahrername Driver	Inderfurth Luca	Ried Lenny	Rieberer Paul	Rodrigo de Sousa	Scheef Emil	Ouziel Andrey	Jaromin David	Michl Oliver	Felbermayr Horst Felix
schnellste Runde in Runde	0:51,023 Rn. 10	0:51,075 Rn. 8	0:51,196 Rn. 8	0:51,418 Rn. 10	0:51,903 Rn. 9	0:51,927 Rn. 9	0:52,081 Rn. 6	0:52,477 Rn. 9	0:55,086 Rn. 1
Speed	84,0 km/h	83,9 km/h	83,7 km/h	83,3 km/h	82,5 km/h	82,5 km/h	82,3 km/h	81,6 km/h	77,8 km/h
Lap 1	0:57,162	0:55,842	0:55,122	0:54,404	0:55,350	0:55,229	0:56,827	0:58,654	0:55,086
Lap 2	0:53,399	0:54,293	0:54,138	0:52,714	0:53,927	0:53,378	0:54,855	0:55,085	
Lap 3	0:52,451	0:53,088	0:52,251	0:52,211	0:53,089	0:53,420	0:52,911	0:53,304	
Lap 4	0:52,057	0:53,892	0:54,299	0:54,780	0:53,551	2:03,729	0:54,202	0:53,586	
Lap 5	0:56,076	0:54,530	0:51,973	0:52,103	0:52,671	0:55,232	0:52,418	0:52,879	
Lap 6	0:51,797	2:05,615	0:53,326	0:52,353	0:52,306	0:52,917	0:52,081	0:52,770	
Lap 7	0:51,713	0:51,918	0:52,983	0:52,221	0:52,528	0:52,524	0:52,252	0:52,692	
Lap 8	0:51,881	0:51,075	0:51,196	0:51,548	0:51,962	0:51,987	0:52,633	0:52,796	
Lap 9	0:52,293	0:55,203	0:51,248	0:51,435	0:51,903	0:51,927	1:43,184	0:52,477	
Lap 10	0:51,023		0:51,799	0:51,418	0:52,060			0:54,857	
Lap 11	0:53,333								



DMSB-RegNr:107/19

free practice DJKM (OK-Junior) Group 2

Ziel		Sektion 1		Sektion 2		Sektion 3	
Fahrername	Zeit	Fahrername	Zeit	Fahrername	Zeit	Fahrername	Zeit
1 132 Leistra, Luca	0:49,911	132 Leistra, Luca	0:18,318	132 Leistra, Luca	0:16,089	132 Leistra, Luca	0:15,504
2 175 Gregor, Daniel	0:50,295	129 Scionti, Enzo Riccardo	0:18,367	108 Rauer, Fabio	0:16,188	175 Gregor, Daniel	0:15,524
3 144 Karisson, William	0:50,383	113 Andronaco, Vincent	0:18,479	175 Gregor, Daniel	0:16,190	144 Karisson, William	0:15,554
4 129 Scionti, Enzo Riccardo	0:50,424	189 Tohum, Arthur	0:18,503	113 Andronaco, Vincent	0:16,236	112 Gröndahl, Torben	0:15,621
5 108 Rauer, Fabio	0:50,487	144 Karisson, William	0:18,507	112 Gröndahl, Torben	0:16,244	129 Scionti, Enzo Riccardo	0:15,652
6 113 Andronaco, Vincent	0:50,491	175 Gregor, Daniel	0:18,508	129 Scionti, Enzo Riccardo	0:16,272	108 Rauer, Fabio	0:15,687
7 112 Gröndahl, Torben	0:50,537	174 Ducoffre, Paul	0:18,551	153 Haralampiev, Maksim	0:16,298	153 Haralampiev, Maksim	0:15,691
8 189 Tohum, Arthur	0:50,645	112 Gröndahl, Torben	0:18,561	144 Karisson, William	0:16,303	189 Tohum, Arthur	0:15,696
9 174 Ducoffre, Paul	0:50,672	108 Rauer, Fabio	0:18,588	174 Ducoffre, Paul	0:16,326	113 Andronaco, Vincent	0:15,718
10 153 Haralampiev, Maksim	0:50,741	155 Inderfurth, Luca	0:18,601	115 Ried, Lenny	0:16,372	115 Ried, Lenny	0:15,744
11 118 Terkildsen, Magnus	0:50,795	118 Terkildsen, Magnus	0:18,607	189 Tohum, Arthur	0:16,395	174 Ducoffre, Paul	0:15,747
12 130 Skjellerup, Marcus	0:50,881	130 Skjellerup, Marcus	0:18,617	118 Terkildsen, Magnus	0:16,433	118 Terkildsen, Magnus	0:15,755
13 155 Inderfurth, Luca	0:51,023	153 Haralampiev, Maksim	0:18,652	130 Skjellerup, Marcus	0:16,437	130 Skjellerup, Marcus	0:15,783
14 115 Ried, Lenny	0:51,075	141 Rieberer, Paul	0:18,735	135 Testa, Rodrigo de Sousa	0:16,463	135 Testa, Rodrigo de Sousa	0:15,881
15 141 Rieberer, Paul	0:51,196	128 Jaromin, David	0:18,949	141 Rieberer, Paul	0:16,472	141 Rieberer, Paul	0:15,900
16 135 Testa, Rodrigo de Sousa	0:51,418	115 Ried, Lenny	0:18,959	152 Scheef, Emil	0:16,514	155 Inderfurth, Luca	0:15,904
17 152 Scheef, Emil	0:51,903	135 Testa, Rodrigo de Sousa	0:18,985	155 Inderfurth, Luca	0:16,518	152 Scheef, Emil	0:15,988
18 181 Ouziel, Andrey	0:51,927	181 Ouziel, Andrey	0:19,065	181 Ouziel, Andrey	0:16,755	128 Jaromin, David	0:16,013
19 128 Jaromin, David	0:52,081	152 Scheef, Emil	0:19,333	128 Jaromin, David	0:16,790	181 Ouziel, Andrey	0:16,107
20 161 Michl, Oliver	0:52,477	161 Michl, Oliver	0:19,384	161 Michl, Oliver	0:16,888	161 Michl, Oliver	0:16,115
21 120 Felbermayr, Horst Felix	0:55,086	120 Felbermayr, Horst Felix	0:19,442	120 Felbermayr, Horst Felix	0:18,054	120 Felbermayr, Horst Felix	0:16,964






DEUTSCHE KART-MEISTERSCHAFT

Round 2: 10 - 12 / 05 / 2019

PRO KART WACKERSDORF

Raceland

DMSB-RegNr.:107/19

free practice DKM (OK-Junior) Group 2

Die schnellsten Zeiten

Ort	Nr. Fahrername	Zeit	Streckenl.	Ø Speed
Ziel	132 Leistra, Luca	0:49,911	1190 m	85,8 km/h
Sektion 1	132 Leistra, Luca	0:18,318	452 m	88,8 km/h
Sektion 2	132 Leistra, Luca	0:16,089	368 m	82,3 km/h
Sektion 3	132 Leistra, Luca	0:15,504	370 m	85,9 km/h

	Smr.132 Leistra, Luca BEL RS Schumacher Racing Team theoretisch mögliche Bestzeit 0:49,911	Smr.175 Gregor, Daniel DEU Junior TEAM75 theoretisch mögliche Bestzeit 0:50,222	Smr.144 Karlsson, William SWE Nika International theoretisch mögliche Bestzeit 0:50,364	Smr.129 Scionti, Enzo Riccardo USA Ward Racing theoretisch mögliche Bestzeit 0:50,291	Smr.108 Rauer, Fabio DEU RS Schumacher Racing Team theoretisch mögliche Bestzeit 0:50,463
best	Ziel Sektion 1 Sektion 2 Sektion 3 0:49,911 0:18,318 0:16,089 0:15,504	Ziel Sektion 1 Sektion 2 Sektion 3 0:50,295 0:18,508 0:16,190 0:15,524	Ziel Sektion 1 Sektion 2 Sektion 3 0:50,383 0:18,507 0:16,303 0:15,554	Ziel Sektion 1 Sektion 2 Sektion 3 0:50,424 0:18,367 0:16,272 0:15,652	Ziel Sektion 1 Sektion 2 Sektion 3 0:50,487 0:18,588 0:16,188 0:15,687
Runde 1	0:53,112 0:20,068 0:16,792 0:16,252	0:52,947 0:19,238 0:17,179 0:16,530	0:52,347 0:19,133 0:16,961 0:16,253	0:52,549 0:19,236 0:17,078 0:16,235	0:54,095 0:20,438 0:17,304 0:16,353
Runde 2	0:51,352 0:18,830 0:16,617 0:15,905	0:52,222 0:18,920 0:16,898 0:16,404	0:51,573 0:18,814 0:16,770 0:15,989	0:51,541 0:18,803 0:16,808 0:15,930	0:52,595 0:19,230 0:17,295 0:16,070
Runde 3	0:50,687 0:18,463 0:16,422 0:15,802	0:52,302 0:18,950 0:17,366 0:15,986	0:51,361 0:18,744 0:16,573 0:16,044	0:51,765 0:18,643 0:17,079 0:16,043	0:51,977 0:19,257 0:16,712 0:16,008
Runde 4	0:52,091 0:19,527 0:16,581 0:15,983	0:51,063 0:18,583 0:16,605 0:15,875	0:50,926 0:18,523 0:16,520 0:15,883	0:50,972 0:18,460 0:16,625 0:15,887	0:52,863 0:19,789 0:16,735 0:16,339
Runde 5	0:51,400 0:18,982 0:16,658 0:15,760	0:52,860 0:19,611 0:16,815 0:16,434	0:52,613 0:19,619 0:16,728 0:16,266	0:52,418 0:19,607 0:16,840 0:15,971	0:51,489 0:19,129 0:16,443 0:15,917
Runde 6	0:50,490 0:18,488 0:16,367 0:15,635	0:51,147 0:18,794 0:16,664 0:15,689	0:51,007 0:18,691 0:16,480 0:15,836	0:50,872 0:18,499 0:16,582 0:15,791	0:50,953 0:18,734 0:16,357 0:15,862
Runde 7	0:50,405 0:18,597 0:16,194 0:15,614	0:51,024 0:18,878 0:16,451 0:15,695	0:50,870 0:18,813 0:16,358 0:15,699	0:50,510 0:18,586 0:16,272 0:15,652	0:50,894 0:18,770 0:16,317 0:15,807
Runde 8	0:51,005 0:18,673 0:16,711 0:15,621	0:50,467 0:18,513 0:16,369 0:15,585	0:50,615 0:18,516 0:16,363 0:15,736	0:50,424 0:18,420 0:16,286 0:15,718	0:50,894 0:18,822 0:16,385 0:15,687
Runde 9	0:49,911 0:18,318 0:16,089 0:15,504	0:50,319 0:18,508 0:16,287 0:15,524	0:50,483 0:18,507 0:16,315 0:15,661	0:50,463 0:18,367 0:16,383 0:15,713	0:50,487 0:18,588 0:16,188 0:15,711
Runde 10	0:50,272 0:18,597 0:16,115 0:15,560	0:50,757 0:18,766 0:16,343 0:15,648	0:50,931 0:18,959 0:16,360 0:15,612	0:51,679 0:18,389 0:16,466 0:16,824	0:50,892 0:18,591 0:16,395 0:15,906
Runde 11	0:50,295	0:18,508 0:16,190 0:15,597	0:50,383 0:18,526 0:16,303 0:15,554	1:24,980 0:50,936 0:16,611 0:17,433	0:50,737 0:18,785 0:16,244 0:15,708






DEUTSCHE KART-MEISTERSCHAFT

PRO KART WACKERSDORF

Round 2: 10 - 12 / 05 / 2019

Raceland



DMSB-RegNr.:107/19

free practice DKM (OK-Junior) Group 2

Die schnellsten Zeiten

Ort	Nr. Fahrername	Zeit	Streckentl.	Ø Speed
Ziel	132 Leistra, Luca	0:49,911	1190 m	85,8 km/h
Sektion 1	132 Leistra, Luca	0:18,318	452 m	88,8 km/h
Sektion 2	132 Leistra, Luca	0:16,089	368 m	82,3 km/h
Sektion 3	132 Leistra, Luca	0:15,504	370 m	85,9 km/h

	Snr. 113 Andronaco, Vincent DEU Team Hemkemeyer theoretisch mögliche Bestzeit 0:50,433	Snr. 112 Gröndahl, Torben DEU Team Hemkemeyer theoretisch mögliche Bestzeit 0:50,426	Snr. 189 Tohum, Arthur DEU Servet Tohum theoretisch mögliche Bestzeit 0:50,594	Snr. 174 Ducoffre, Paul DEU CRG Keijzer racing theoretisch mögliche Bestzeit 0:50,624	Snr. 153 Haralampiev, Maksim DEU Valier Motorsport theoretisch mögliche Bestzeit 0:50,641
best	Ziel Sektion 1 Sektion 2 Sektion 3 0:50,491 0:18,479 0:16,236 0:15,718	Ziel Sektion 1 Sektion 2 Sektion 3 0:50,537 0:18,561 0:16,244 0:15,621	Ziel Sektion 1 Sektion 2 Sektion 3 0:50,645 0:18,503 0:16,395 0:15,696	Ziel Sektion 1 Sektion 2 Sektion 3 0:50,672 0:18,551 0:16,326 0:15,747	Ziel Sektion 1 Sektion 2 Sektion 3 0:50,741 0:18,652 0:16,298 0:15,691
Runde 1	0:54,360 0:19,728 0:17,888 0:16,744	0:54,681 0:17,884 0:16,459	0:54,973 0:21,698 0:16,970 0:16,305	0:54,777 0:20,189 0:17,998 0:16,590	0:56,782 0:21,304 0:18,542 0:16,936
Runde 2	0:54,399 0:18,786 0:19,291 0:16,322	0:52,288 0:19,355 0:16,809 0:16,124	0:51,784 0:19,028 0:16,801 0:15,955	0:52,751 0:19,263 0:17,081 0:16,407	0:53,739 0:20,192 0:17,345 0:16,202
Runde 3	0:51,765 0:18,626 0:16,963 0:16,176	0:51,336 0:18,846 0:16,621 0:15,869	0:51,025 0:18,667 0:16,591 0:15,767	0:52,229 0:19,045 0:17,057 0:16,127	0:52,438 0:19,372 0:16,970 0:16,096
Runde 4	0:51,865 0:18,696 0:17,252 0:15,917	0:55,261 0:20,770 0:15,870	0:50,982 0:18,639 0:16,568 0:15,775	0:51,785 0:18,855 0:16,727 0:16,203	0:53,593 0:20,361 0:17,004 0:16,228
Runde 5	0:51,623 0:19,000 0:16,629 0:15,994	0:52,208 0:19,090 0:16,613 0:16,505	0:50,731 0:18,503 0:16,495 0:15,733	0:51,778 0:18,846 0:16,742 0:16,190	0:52,150 0:19,628 0:16,522 0:16,000
Runde 6	0:51,092 0:18,635 0:16,553 0:15,904	0:51,013 0:18,654 0:16,382 0:15,977	0:50,645 0:18,554 0:16,395 0:15,696	0:52,175 0:19,220 0:16,845 0:16,110	0:51,576 0:19,063 0:16,412 0:16,101
Runde 7	0:51,602 0:18,497 0:16,905 0:16,200	0:52,423 0:18,561 0:16,792 0:17,070		0:51,219 0:18,716 0:16,490 0:16,013	0:52,150 0:19,715 0:16,550 0:15,885
Runde 8	0:50,649 0:18,638 0:16,293 0:15,718	0:50,754 0:18,767 0:16,244 0:15,743		0:50,936 0:18,723 0:16,373 0:15,840	0:51,209 0:19,008 0:16,480 0:15,721
Runde 9	0:50,491 0:18,479 0:16,236 0:15,776	0:50,788 0:18,631 0:16,411 0:15,746		0:51,894 0:19,188 0:16,904 0:15,802	0:50,741 0:18,707 0:16,343 0:15,691
Runde 10	0:50,635 0:18,542 0:16,341 0:15,752	0:50,537 0:18,618 0:16,298 0:15,621		0:50,904 0:18,551 0:16,383 0:15,970	0:51,157 0:18,652 0:16,298 0:16,207
Runde 11	0:50,682 0:18,532 0:16,261 0:15,889	0:52,965 0:19,459 0:16,409 0:17,097		0:50,672 0:18,599 0:16,326 0:15,747	






DEUTSCHE KART-MEISTERSCHAFT

PRO KART WACKERSDORF

Round 2: 10 - 12 / 05 / 2019

DMSB

DMSB-RegNr.:107/19

free practice DKM (OK-Junior) Group 2

Die schnellsten Zeiten

Ort	Nr. Fahrername	Zeit	Streckenl.	Ø Speed
Ziel	132 Leistra, Luca	0:49,911	1190 m	85,8 km/h
Sektion 1	132 Leistra, Luca	0:18,318	452 m	88,8 km/h
Sektion 2	132 Leistra, Luca	0:16,089	368 m	82,3 km/h
Sektion 3	132 Leistra, Luca	0:15,504	370 m	85,9 km/h

	Smr.118 Terkildsen,Magnus DNK HK Motorsport	Smr.130 Skjellerup,Marcus DNK RS Competition	Smr.155 Inderfurth, Luca DEU RL-Competition.com	Smr.115 Ried,Lenny DEU Solgat Motorsport	Smr.141 Rieberer,Paul AUT Hold Maranello Racing Team
	theoretisch mögliche Bestzeit 0:50,795	theoretisch mögliche Bestzeit 0:50,837	theoretisch mögliche Bestzeit 0:51,023	theoretisch mögliche Bestzeit 0:51,075	theoretisch mögliche Bestzeit 0:51,107
best	Ziel Sektion 1 Sektion 2 Sektion 3 0:50,795 0:18,607 0:16,433 0:15,755	Ziel Sektion 1 Sektion 2 Sektion 3 0:50,881 0:18,617 0:16,437 0:15,783	Ziel Sektion 1 Sektion 2 Sektion 3 0:51,023 0:18,601 0:16,518 0:15,904	Ziel Sektion 1 Sektion 2 Sektion 3 0:51,075 0:18,959 0:16,372 0:15,744	Ziel Sektion 1 Sektion 2 Sektion 3 0:51,196 0:18,735 0:16,472 0:15,900
Runde 1	0:53,177 0:19,696 0:17,200 0:16,281	0:52,869 0:19,488 0:17,117 0:16,264	0:57,162 0:20,973 0:18,368 0:17,821	0:55,842 0:20,756 0:17,953 0:17,133	0:55,122 0:20,554 0:17,311 0:17,257
Runde 2	0:51,821 0:18,932 0:16,839 0:16,050	0:51,766 0:18,983 0:16,778 0:16,005	0:53,399 0:19,576 0:17,452 0:16,371	0:54,293 0:19,646 0:17,836 0:16,811	0:54,138 0:19,556 0:17,261 0:17,321
Runde 3	0:51,472 0:18,873 0:16,596 0:16,003	0:54,679 0:18,849 0:19,526 0:16,304	0:52,451 0:19,137 0:17,028 0:16,286	0:53,088 0:19,125 0:17,017 0:16,946	0:52,251 0:19,240 0:16,881 0:16,130
Runde 4	0:51,532 0:18,843 0:16,661 0:16,028	0:53,989 0:20,463 0:17,191 0:16,335	0:52,057 0:18,974 0:16,695 0:16,388	0:53,892 0:20,073 0:16,770 0:17,049	0:54,299 0:20,058 0:17,471 0:16,770
Runde 5	0:51,859 0:19,468 0:16,538 0:15,853	0:52,230 0:19,015 0:17,049 0:16,166	0:56,076 0:19,164 0:20,197 0:16,715	0:54,530 0:19,820 0:17,209 0:17,501	0:51,973 0:19,074 0:16,807 0:16,092
Runde 6	0:51,692 0:18,954 0:16,725 0:16,013	0:51,424 0:18,813 0:16,584 0:16,027	0:51,797 0:18,984 0:16,713 0:16,100	2:05,615 1:32,619 0:16,833 0:16,163	0:53,326 0:18,947 0:17,940 0:16,439
Runde 7	0:51,113 0:18,735 0:16,475 0:15,903	0:51,531 0:18,964 0:16,682 0:15,885	0:51,713 0:18,897 0:16,803 0:16,013	0:51,918 0:19,129 0:16,470 0:16,319	0:52,983 0:19,770 0:16,727 0:16,486
Runde 8	0:51,019 0:18,703 0:16,474 0:15,842	0:51,351 0:18,829 0:16,549 0:15,973	0:51,881 0:18,973 0:17,001 0:15,907	0:51,075 0:18,959 0:16,372 0:15,744	0:51,196 0:18,735 0:16,472 0:15,989
Runde 9	0:51,083 0:18,760 0:16,491 0:15,832	0:50,881 0:18,617 0:16,437 0:15,827	0:52,293 0:18,800 0:17,507 0:15,986	0:55,203 0:19,174 0:17,755 0:18,274	0:51,248 0:18,828 0:16,520 0:15,900
Runde 10	0:50,927 0:18,663 0:16,446 0:15,818	0:51,394 0:19,011 0:16,600 0:15,783	0:51,023 0:18,601 0:16,518 0:15,904		0:51,799 0:18,982 0:16,868 0:15,949
Runde 11	0:50,795 0:18,607 0:16,433 0:15,755		0:53,333 0:19,045 0:16,729 0:17,559		






DEUTSCHE KART-MEISTERSCHAFT

PRO KART WACKERSDORF

Round 2: 10 - 12 / 05 / 2019

Raceland

DMSB-RegNr.:107/19

free practice DKM (OK-Junior) Group 2

Die schnellsten Zeiten

Ort	Nr. Fahrername	Zeit	Streckenl.	Ø Speed
Ziel	132 Leistra, Luca	0:49,911	1190 m	85,8 km/h
Sektion 1	132 Leistra, Luca	0:18,318	452 m	88,8 km/h
Sektion 2	132 Leistra, Luca	0:16,089	368 m	82,3 km/h
Sektion 3	132 Leistra, Luca	0:15,504	370 m	85,9 km/h

	Smr.135 Testa,Rodrigo de Sousa PRT DR SRL	Smr.152 Scheef,Emil DNK Speedsupply	Smr.181 Ouziel,Andrey ARE ENERGY CORSE S.R.L.	Smr.128 Jaromin,David DEU SRP Racing Team	Smr.161 Michl,Oliver AUT KSCA SODI AUSTRIA TEAM
	theoretisch mögliche Bestzeit 0:51,329	theoretisch mögliche Bestzeit 0:51,835	theoretisch mögliche Bestzeit 0:51,927	theoretisch mögliche Bestzeit 0:51,752	theoretisch mögliche Bestzeit 0:52,387
best	Ziel Sektion 1 Sektion 2 Sektion 3 0:51,418 0:18,985 0:16,463 0:15,881	Ziel Sektion 1 Sektion 2 Sektion 3 0:51,903 0:19,333 0:16,514 0:15,988	Ziel Sektion 1 Sektion 2 Sektion 3 0:51,927 0:19,065 0:16,755 0:16,107	Ziel Sektion 1 Sektion 2 Sektion 3 0:52,081 0:18,949 0:16,790 0:16,013	Ziel Sektion 1 Sektion 2 Sektion 3 0:52,477 0:19,384 0:16,888 0:16,115
Runde 1	0:54,404 0:20,692 0:17,401 0:16,311	0:55,350 0:20,331 0:17,718 0:17,301	0:55,229 0:21,061 0:17,564 0:16,604	0:56,827 0:21,289 0:18,302 0:17,236	0:58,654 0:21,858 0:18,735 0:18,061
Runde 2	0:52,714 0:19,420 0:16,847 0:16,447	0:53,927 0:19,819 0:17,253 0:16,855	0:53,378 0:19,407 0:17,472 0:16,499	0:54,855 0:20,071 0:17,770 0:17,014	0:55,035 0:20,291 0:17,981 0:16,763
Runde 3	0:52,211 0:19,160 0:16,979 0:16,072	0:53,089 0:19,712 0:17,049 0:16,328	0:53,420 0:19,408 0:17,212 0:16,800	0:52,911 0:19,327 0:17,120 0:16,464	0:53,304 0:19,962 0:17,219 0:16,123
Runde 4	0:54,780 0:21,024 0:17,547 0:16,209	0:53,551 0:20,362 0:16,909 0:16,280	2:03,729 0:23,906 0:17,212 1:22,611	0:54,202 0:20,512 0:17,419 0:16,271	0:53,586 0:20,201 0:17,136 0:16,249
Runde 5	0:52,103 0:19,226 0:16,761 0:16,116	0:52,671 0:19,608 0:16,711 0:16,352	0:55,232 0:21,828 0:17,069 0:16,335	0:52,418 0:19,291 0:16,846 0:16,281	0:52,879 0:19,756 0:16,888 0:16,235
Runde 6	0:52,353 0:19,202 0:17,183 0:15,968	0:52,306 0:19,515 0:16,629 0:16,162	0:52,917 0:19,673 0:17,029 0:16,215	0:52,081 0:19,124 0:16,920 0:16,037	0:52,770 0:19,567 0:16,990 0:16,213
Runde 7	0:52,221 0:18,985 0:17,274 0:15,962	0:52,528 0:19,523 0:16,775 0:16,230	0:52,524 0:19,360 0:16,917 0:16,247	0:52,252 0:18,999 0:17,240 0:16,013	0:52,692 0:19,481 0:17,021 0:16,190
Runde 8	0:51,548 0:19,018 0:16,532 0:15,998	0:51,962 0:19,386 0:16,535 0:16,041	0:51,987 0:19,087 0:16,783 0:16,117	0:52,633 0:18,949 0:16,790 0:16,894	0:52,796 0:19,589 0:17,092 0:16,115
Runde 9	0:51,435 0:19,050 0:16,463 0:15,922	0:51,903 0:19,333 0:16,514 0:16,056	0:51,927 0:19,065 0:16,755 0:16,107	1:43,184 1:10,184 0:16,801 0:16,199	0:52,477 0:19,384 0:16,954 0:16,139
Runde 10	0:51,418 0:19,021 0:16,516 0:15,881	0:52,060 0:19,530 0:16,542 0:15,988			0:54,857 0:19,959 0:18,026 0:16,872
Runde 11					






DEUTSCHE KART-MEISTERSCHAFT

PRO KART WACKERSDORF

Round 2: 10 - 12 / 05 / 2019



DMSB

DMSB-RegNr.:107/19

free practice DKM (OK-Junior) Group 2

Die schnellsten Zeiten

Ort	Nr. Fahrername	Zeit	Streckenl.	Ø Speed
Ziel	132 Leistra, Luca	0:49,911	1190 m	85,8 km/h
Sektion 1	132 Leistra, Luca	0:18,318	452 m	88,8 km/h
Sektion 2	132 Leistra, Luca	0:16,089	368 m	82,3 km/h
Sektion 3	132 Leistra, Luca	0:15,504	370 m	85,9 km/h

Snr. 120 Felbermayr, Horst Felix AUT		Sektor 1		Sektor 2		Sektor 3		Ziel		Sektor 1		Sektor 2		Sektor 3		Ziel	
Solgat Motorsport		Sektor 1		Sektor 2		Sektor 3		Ziel		Sektor 1		Sektor 2		Sektor 3		Ziel	
theoretisch mögliche Bestzeit 0:54,460		Sektor 1		Sektor 2		Sektor 3		Ziel		Sektor 1		Sektor 2		Sektor 3		Ziel	
best	0:55,086	0:19,442	0:18,054	0:16,964													
Runde 1	0:55,086	0:20,068	0:18,054	0:16,964													
Runde 2		0:19,442															

free practice DKM (DK-Junior) Group 1

Strecke / track: 1190m

started: 21 classified: 21 not classified: 0




Pos	Str. Nr.	Fahrer / Driver	Nation	Bewerber/Sponsor	Nation	Lizenz / Lizenz	Chassis/Motor/Reifen	Runden / Laps	Differenz	Abstand / Gap	beste Runde / best Lap	in N. / in L.	o. beschw. / o Speed
1	139	RÉVÉSZ, Levente	HUN	KR MOTORSPORT SRL	ITA	5746 436754	KR / Parilla / Vega	9			0:52,335	8	81,9 km/h
2	146	DE HAAN, Robert	NLD	ENERGY CORSE S.R.L.	ITA	40204 295423	Energy / TM / Vega	8	0:00,445	0:00,445	0:52,780	7	81,2 km/h
3	188	SCHMITZ, Marc	DEU	Maxim Racing Sport	DEU	IKC1167039 KBF1167038	Exprit / Vortex / Vega	9	0:00,485	0:00,040	0:52,820	9	81,1 km/h
4	117	OLSEN, Elias	DNK	HK Motorsport	DNK	67563 81330	Kart Republic / IAME / Vega	7	0:00,489	0:00,004	0:52,824	7	81,1 km/h
5	111	REHM, Maxim	DEU	Rehm Racing	DEU	IKC1166371 KBF1044805	CRG / TM / Vega	8	0:00,817	0:00,328	0:53,152	8	80,6 km/h
6	119	TANGGAARD, Emil	DNK	HK Motorsport	DNK	66542 81330	Kart Republic / TM / Vega	8	0:00,978	0:00,161	0:53,313	8	80,4 km/h
7	106	BERGMEISTER, Jakob	DEU	Millennium Racing Team	DEU	IKC1156048 KBF1095578	Tony Kart / Vortex / Vega	8	0:01,322	0:00,344	0:53,657	8	79,8 km/h
8	124	JAKOBSEN, Mathias Bjeri	DNK	TK Racing	DNK	74056 52208	FA Kart / TM / Vega	9	0:01,955	0:00,633	0:54,290	8	78,9 km/h
9	116	KRISTIANSEN, Marius	DNK	HK Motorsport	DNK	66433 81330	Kart Republic / IAME / Vega	9	0:02,036	0:00,081	0:54,371	9	78,8 km/h
10	125	JULIUS-BERNHART, Jan	DEU	SRP Racing Team	DEU	IKC1136143 KBF1156791	Maronello / TM / Vega	7	0:02,830	0:00,794	0:55,165	6	77,7 km/h
11	163	STIPITS, Tim	AUT	KSCA SODI AUSTRIA TEAM	AUT	JK2060 8K108	SODIKART / IAME / Vega	9	0:03,023	0:00,193	0:55,358	8	77,4 km/h
12	127	ZUG, Lilly	DEU	RL-Competition.com	DEU	IKC1173305 KBF1132168	CRG / TM / Vega	8	0:03,025	0:00,002	0:55,360	8	77,4 km/h
13	164	BAUMHEIER, Franz	DEU	RS-Motorsport	DEU	IKC1180484 KBF1104126	CRG / IAME / Vega	8	0:03,079	0:00,054	0:55,414	6	77,3 km/h
14	165	FLACK, Marcos	AUS	ENERGY CORSE S.R.L.	ITA	371531 295423	Energy / TM / Vega	9	0:03,308	0:00,229	0:55,643	8	77,0 km/h
15	142	MUSTAFA, Dalvin	DEU	Gazmend Mustafa	DEU	IKC1173436 BEK1199671	Tony Kart / IAME / Vega	9	0:04,577	0:01,269	0:56,912	9	75,3 km/h
16	138	QUONDAMCARLO, Manu	ITA	DR SRL	ITA	370486 296449	DR / Modena / Vega	8	0:04,846	0:00,269	0:57,181	8	74,9 km/h
17	133	RINGDAHL, Neo	SWE	Bamberger Karttracing	DEU	20060328569 KBF1197896	Luxor / LKE / Vega	6	0:05,452	0:00,606	0:57,787	5	74,1 km/h
18	114	MAGNUSSEN, Mickey	DNK	RS Competition	DNK	57430 36053	Tony Kart / Vortex / Vega	5	0:06,332	0:00,880	0:58,667	4	73,0 km/h
19	107	NAUDÉ, Toni Kayla	CHE	Innovate Competition	CHE	500287 500033	Exprit / IAME / Vega	9	0:06,727	0:00,395	0:59,062	8	72,5 km/h
20	121	LÜSCHER, Ekaterina	CHE	Innovate Competition	CHE	500305 500033	Exprit / IAME / Vega	9	0:06,756	0:00,029	0:59,091	8	72,5 km/h
21	109	PROBST, Kaden	NZL	Darren Probst	NZL	148E	Tony Kart / Vortex / Vega	5	0:07,173	0:00,417	0:59,508	4	72,0 km/h

Rennleitung: Volker Ehekircher Racedirektor: Horst Seidel

Sportkommissare: Nikolas Spaderna / Ulrich Bell / Franz-Josef Serr

Techn. Kommissare: Hans-Jürgen Dangers / A. Sengpiel / M. Grasshoff / C. Schmidt / J.Lawinger / M.Ambrosius


Zeitnahme: KART-DATA timing service Franz Schieszler

DEUTSCHE KART-MEISTERSCHAFT

Round 2: 10 - 12 / 05 / 2019

PRO KART WACKERSDORF



DMSB-RegNr:107/19

free practice DJKM (OK-Junior) Group 1

Fahrername Driver	Révész Levente	De Haan Robert	Schmitz Marc	Olsen Elias	Rehm Maxim	Tanggaard Emil	Bergmeister Jakob	Jakobsen Mathias Bjerre	Kristiansen Marius	Julius-Bernhart Jannik	Stipits Tim	Zug Lilly
schnellste Runde in Runde	0:52,335 Rn. 8	0:52,780 Rn. 7	0:52,820 Rn. 9	0:52,824 Rn. 7	0:53,152 Rn. 8	0:53,313 Rn. 8	0:53,657 Rn. 8	0:54,290 Rn. 8	0:54,371 Rn. 9	0:55,165 Rn. 6	0:55,358 Rn. 8	0:55,360 Rn. 8
Speed	81,9 km/h	81,2 km/h	81,1 km/h	81,1 km/h	80,6 km/h	80,4 km/h	79,8 km/h	78,9 km/h	78,8 km/h	77,7 km/h	77,4 km/h	77,4 km/h
Lap 1	0:59,724	1:01,460	1:01,034	0:58,552	1:02,093	1:01,900	1:00,832	0:59,219	1:04,373	0:59,930	1:05,852	1:01,222
Lap 2	0:59,638	0:58,621	1:01,595	0:57,997	1:01,619	0:59,601	1:01,212	0:58,957	1:01,614	1:00,495	1:04,022	1:00,173
Lap 3	0:59,358	0:57,114	1:52,221	0:59,186	2:20,158	0:57,820	2:25,768	0:58,941	0:58,749	1:01,256	1:00,415	0:59,902
Lap 4	2:01,187	0:56,246	0:59,821	1:38,617	1:00,901	0:57,503	1:00,190	1:45,307	0:57,806	1:50,670	1:00,177	1:01,235
Lap 5	0:58,156	0:55,171	0:57,404	0:54,797	0:59,577	0:55,702	0:58,486	0:59,884	0:56,421	0:57,053	0:58,355	2:09,290
Lap 6	0:54,675	0:54,257	0:55,479	0:53,585	0:56,662	0:56,036	0:55,701	0:56,621	0:56,439	0:55,165	0:57,726	1:01,317
Lap 7	0:53,653	0:52,780	0:53,929	0:52,824	0:55,132	0:54,706	0:54,574	0:54,695	0:55,261	0:55,317	0:56,260	0:55,884
Lap 8	0:52,335	0:54,000	0:53,450	0:52,824	0:53,152	0:53,313	0:53,657	0:54,290	0:55,538	0:55,317	0:55,358	0:55,360
Lap 9	0:52,650	0:52,820	0:52,820	0:52,824	0:53,152	0:53,313	0:53,657	0:54,923	0:54,371	0:54,923	0:58,766	0:55,360






DEUTSCHE KART-MEISTERSCHAFT

Round 2: 10 - 12 / 05 / 2019

PRO KART WACKERSDORF





DMSB



DMSB-RegNr.:107/19

free practice DJKM (OK-Junior) Group 1

Fahrername Driver	Baumheier Franz	Flack Marcos	Mustafa Dalvin	Quondamcarlo Manuel	Ringdahl Neo	Magnussen Mickey	Naudé Toni Kayla	Lüscher Ekaterina	Probst Kaden
schnellste Runde in Runde	0:55,414 Rn. 6	0:55,643 Rn. 8	0:56,912 Rn. 9	0:57,181 Rn. 8	0:57,787 Rn. 5	0:58,667 Rn. 4	0:59,062 Rn. 8	0:59,091 Rn. 8	0:59,508 Rn. 4
Speed	77,3 km/h	77,0 km/h	75,3 km/h	74,9 km/h	74,1 km/h	73,0 km/h	72,5 km/h	72,5 km/h	72,0 km/h
Lap 1	1:06,420	1:04,634	1:00,640	1:03,864	0:59,900	1:00,760	1:01,055	1:03,453	1:00,812
Lap 2	1:01,180	1:03,055	1:00,706	1:02,201	0:59,383	0:59,587	1:00,806	1:02,290	1:01,432
Lap 3	1:02,236	1:00,769	1:00,392	1:01,869	0:58,319	0:58,815	1:00,638	1:01,824	0:59,727
Lap 4	0:58,477	0:59,440	0:59,405	1:02,269	0:58,381	0:58,667	1:00,494	1:00,872	0:59,508
Lap 5	0:56,076	0:59,202	0:59,433	1:00,678	0:57,787	1:00,147	1:01,065	1:00,375	1:00,886
Lap 6	0:55,414	0:57,135	0:59,730	1:01,956	0:59,119		1:00,320	1:01,267	
Lap 7	0:55,718	0:57,425	0:58,505	2:10,151			0:59,243	1:01,013	
Lap 8	0:55,498	0:55,643	0:57,650	0:57,181			0:59,062	0:59,091	
Lap 9		0:55,871	0:56,912				0:59,426	0:59,882	

Round 2: 10 - 12 / 05 / 2019

PRO KART WACKERSDORF

DEUTSCHE KART-MEISTERSCHAFT

DMSB

DMSB-RegNr:107119

free practice DJKM (OK-Junior) Group 1

Ziel		Sektion 1		Sektion 2		Sektion 3	
Fahrername	Zeit	Fahrername	Zeit	Fahrername	Zeit	Fahrername	Zeit
1 139 Révész,Levente	0:52,335	139 Révész,Levente	0:18,718	139 Révész,Levente	0:16,980	117 Olsen,Elias	0:16,394
2 146 De Haan,Robert	0:52,780	146 De Haan,Robert	0:18,795	188 Schmitz,Marc	0:17,177	111 Rehm,Maxim	0:16,564
3 188 Schmitz,Marc	0:52,820	106 Bergmeister,Jakob	0:18,943	146 De Haan,Robert	0:17,214	139 Révész,Levente	0:16,606
4 117 Olsen,Elias	0:52,824	119 Tanggaard,Emil	0:18,970	117 Olsen,Elias	0:17,232	188 Schmitz,Marc	0:16,630
5 111 Rehm,Maxim	0:53,152	188 Schmitz,Marc	0:18,981	111 Rehm,Maxim	0:17,286	146 De Haan,Robert	0:16,771
6 119 Tanggaard,Emil	0:53,313	117 Olsen,Elias	0:19,198	119 Tanggaard,Emil	0:17,290	106 Bergmeister,Jakob	0:16,869
7 106 Bergmeister,Jakob	0:53,657	124 Jakobsen,Mathias Bjerre	0:19,259	124 Jakobsen,Mathias Bjerre	0:17,434	125 Julius-Bernhart,Jannik	0:17,001
8 124 Jakobsen,Mathias Bjerre	0:54,290	111 Rehm,Maxim	0:19,302	165 Flack,Marcos	0:17,474	124 Jakobsen,Mathias Bjerre	0:17,003
9 116 Kristiansen,Marius	0:54,371	164 Baumheier,Franz	0:19,417	127 Zug,Lilly	0:17,500	119 Tanggaard,Emil	0:17,053
10 125 Julius-Bernhart,Jannik	0:55,165	116 Kristiansen,Marius	0:19,421	116 Kristiansen,Marius	0:17,809	163 Stripits,Tim	0:17,069
11 163 Stripits,Tim	0:55,358	165 Flack,Marcos	0:19,750	164 Baumheier,Franz	0:17,810	116 Kristiansen,Marius	0:17,141
12 127 Zug,Lilly	0:55,360	163 Stripits,Tim	0:19,877	106 Bergmeister,Jakob	0:17,845	138 Quondamcarlo,Manuel	0:17,451
13 164 Baumheier,Franz	0:55,414	125 Julius-Bernhart,Jannik	0:19,900	125 Julius-Bernhart,Jannik	0:18,264	127 Zug,Lilly	0:17,465
14 165 Flack,Marcos	0:55,643	127 Zug,Lilly	0:20,375	163 Stripits,Tim	0:18,412	164 Baumheier,Franz	0:17,651
15 142 Mustafa,Dalvin	0:56,912	138 Quondamcarlo,Manuel	0:20,530	142 Mustafa,Dalvin	0:18,506	142 Mustafa,Dalvin	0:17,668
16 138 Quondamcarlo,Manuel	0:57,181	133 Ringdahl,Neo	0:20,698	133 Ringdahl,Neo	0:18,916	165 Flack,Marcos	0:17,847
17 133 Ringdahl,Neo	0:57,787	142 Mustafa,Dalvin	0:20,738	114 Magnussen,Mickey	0:18,934	107 Naudé,Toni Kayla	0:17,905
18 114 Magnussen,Mickey	0:58,667	121 Lüscher,Ekaterina	0:20,973	138 Quondamcarlo,Manuel	0:19,017	133 Ringdahl,Neo	0:18,063
19 107 Naudé,Toni Kayla	0:59,062	114 Magnussen,Mickey	0:21,400	107 Naudé,Toni Kayla	0:19,410	114 Magnussen,Mickey	0:18,227
20 121 Lüscher,Ekaterina	0:59,091	109 Probst,Kaden	0:21,402	121 Lüscher,Ekaterina	0:19,594	109 Probst,Kaden	0:18,315
21 109 Probst,Kaden	0:59,508	107 Naudé,Toni Kayla	0:21,430	109 Probst,Kaden	0:19,711	121 Lüscher,Ekaterina	0:18,363




DEUTSCHE KART-MEISTERSCHAFT

PRO KART WACKERSDORF

Round 2: 10 - 12 / 05 / 2019

DMSB

DMSB-RegNr.:107/19

free practice DKM (OK-Junior) Group 1

Die schnellsten Zeiten

Ort	Nr. Fahrername	Zeit	Streckenl.	Ø Speed
Ziel	139 Révész,Levente	0:52,335	1190 m	81,9 km/h
Sektion 1	139 Révész,Levente	0:18,718	452 m	86,9 km/h
Sektion 2	139 Révész,Levente	0:16,980	368 m	78,0 km/h
Sektion 3	117 Olsen,Elias	0:16,394	370 m	81,2 km/h

	Smr.139 Révész,Levente HUN KR MOTORSPORT SRL	Smr.146 De Haan,Robert MLD ENERGY CORSE S.R.L.	Smr.188 Schmitz,Marc DEU Maxim Racing Sport	Smr.117 Olsen,Elias DNK HK Motorsport	Smr.111 Rehm,Maxim DEU Rehm Racing
	theoretisch mögliche Bestzeit 0:52,304	theoretisch mögliche Bestzeit 0:52,780	theoretisch mögliche Bestzeit 0:52,788	theoretisch mögliche Bestzeit 0:52,824	theoretisch mögliche Bestzeit 0:53,152
best	Ziel Sektion 1 Sektion 2 Sektion 3 0:52,335 0:18,718 0:16,980 0:16,606	Ziel Sektion 1 Sektion 2 Sektion 3 0:52,780 0:18,795 0:17,214 0:16,771	Ziel Sektion 1 Sektion 2 Sektion 3 0:52,820 0:18,981 0:17,177 0:16,630	Ziel Sektion 1 Sektion 2 Sektion 3 0:52,824 0:19,198 0:17,232 0:16,394	Ziel Sektion 1 Sektion 2 Sektion 3 0:53,152 0:19,302 0:17,286 0:16,564
Runde 1	0:59,724 0:21,596 0:19,638 0:18,490	1:01,460 0:21,959 0:20,034 0:19,467	1:01,034 0:22,834 0:19,534 0:18,666	0:58,552 0:21,426 0:19,132 0:17,994	1:02,093 0:22,701 0:20,360 0:19,032
Runde 2	0:59,638 0:21,582 0:19,731 0:18,325	0:58,621 0:20,819 0:19,072 0:18,730	1:01,595 0:22,204 0:19,693 0:19,698	0:57,997 0:21,117 0:18,977 0:17,903	1:01,619 0:22,153 0:20,165 0:19,301
Runde 3	0:59,358 0:21,430 0:19,458 0:18,470	0:57,114 0:20,143 0:18,617 0:18,354	1:52,221 1:11,819 0:20,936 0:19,466	0:59,186 0:21,169 0:18,927 0:19,090	2:20,158 1:38,408 0:21,682 0:20,068
Runde 4	2:01,187 1:20,777 0:21,025 0:19,385	0:56,246 0:20,152 0:18,170 0:17,924	0:59,821 0:21,149 0:20,081 0:18,591	1:38,617 1:00,582 0:19,883 0:18,152	1:00,901 0:21,437 0:20,607 0:18,857
Runde 5	0:58,156 0:20,446 0:19,332 0:18,378	0:55,171 0:19,467 0:18,086 0:17,618	0:57,404 0:20,180 0:18,935 0:18,289	0:54,797 0:20,303 0:17,564 0:16,930	0:59,577 0:21,614 0:19,818 0:18,145
Runde 6	0:54,675 0:19,245 0:17,922 0:17,508	0:54,257 0:19,112 0:17,694 0:17,451	0:55,479 0:19,710 0:18,259 0:17,510	0:53,585 0:19,560 0:17,281 0:16,744	0:56,662 0:19,933 0:18,547 0:18,182
Runde 7	0:53,653 0:19,141 0:17,441 0:17,071	0:52,780 0:18,795 0:17,214 0:16,771	0:53,929 0:18,981 0:17,629 0:17,319	0:52,824 0:19,198 0:17,232 0:16,394	0:55,132 0:19,473 0:17,899 0:17,760
Runde 8	0:52,335 0:18,743 0:16,980 0:16,612	0:54,000 0:19,272 0:17,240 0:17,488	0:53,450 0:19,489 0:17,274 0:16,687		0:53,152 0:19,302 0:17,286 0:16,564
Runde 9	0:52,650 0:18,718 0:17,326 0:16,606		0:52,820 0:19,013 0:17,177 0:16,630		






DEUTSCHE KART-MEISTERSCHAFT

PRO KART WACKERSDORF

Round 2: 10 - 12 / 05 / 2019

DEUTSCHE KART-MEISTERSCHAFT

PRO KART WACKERSDORF

Round 2: 10 - 12 / 05 / 2019

PRO KART WACKERSDORF

DMSB-RegNr.:107/19

free practice DKM (OK-Junior) Group 1

Die schnellsten Zeiten

Ort	Nr. Fahrername	Zeit	Streckenl.	Ø Speed
Ziel	139 Révész,Levente	0:52,335	1190 m	81,9 km/h
Sektion 1	139 Révész,Levente	0:18,718	452 m	86,9 km/h
Sektion 2	139 Révész,Levente	0:16,980	368 m	78,0 km/h
Sektion 3	117 Olsen,Elias	0:16,394	370 m	81,2 km/h

	Smr.119 Tanggaard,Emil DNK HK Motorsport	Smr.106 Bergmeister,Jakob DEU Millennium Racing Team	Smr.124 Jakobsen,Mathias Bjerre DNK TK Racing	Smr.116 Kristiansen,Marius DNK HK Motorsport	Smr.125 Julius-Bernhart,Jannik DEU SRP Racing Team
	theoretisch mögliche Bestzeit 0:53,313	theoretisch mögliche Bestzeit 0:53,657	theoretisch mögliche Bestzeit 0:53,696	theoretisch mögliche Bestzeit 0:54,371	theoretisch mögliche Bestzeit 0:55,165
best	Ziel Sektion 1 Sektion 2 Sektion 3 0:53,313 0:18,970 0:17,290 0:17,053	Ziel Sektion 1 Sektion 2 Sektion 3 0:53,657 0:18,943 0:17,845 0:16,869	Ziel Sektion 1 Sektion 2 Sektion 3 0:54,290 0:19,259 0:17,434 0:17,003	Ziel Sektion 1 Sektion 2 Sektion 3 0:54,371 0:19,421 0:17,809 0:17,141	Ziel Sektion 1 Sektion 2 Sektion 3 0:55,165 0:19,900 0:18,264 0:17,001
Runde 1	1:01,900 0:21,225 0:21,320 0:19,355	1:00,832 0:22,142 0:20,110 0:18,580	0:59,219 0:21,786 0:19,258 0:18,175	1:04,373 0:23,206 0:21,004 0:20,163	0:59,930 0:22,052 0:19,295 0:18,583
Runde 2	0:59,601 0:21,433 0:19,857 0:18,311	1:01,212 0:22,039 0:19,934 0:19,239	0:58,957 0:21,860 0:19,024 0:18,073	1:01,614 0:22,319 0:19,970 0:19,325	1:00,495 0:21,516 0:19,654 0:19,325
Runde 3	0:57,820 0:20,363 0:19,463 0:17,994	2:25,768 1:45,562 0:21,278 0:18,928	0:58,941 0:21,243 0:18,675 0:19,023	0:58,749 0:20,700 0:19,407 0:18,642	1:01,256 0:21,303 0:20,156 0:19,797
Runde 4	0:57,503 0:19,871 0:18,960 0:18,672	1:00,190 0:22,084 0:19,686 0:18,420	1:45,307 1:03,843 0:22,212 0:19,252	0:57,806 0:20,241 0:19,185 0:18,380	1:50,670 1:09,596 0:22,329 0:18,745
Runde 5	0:55,702 0:19,659 0:18,331 0:17,712	0:58,486 0:20,750 0:19,670 0:18,066	0:59,884 0:21,774 0:19,844 0:18,266	0:56,421 0:19,915 0:18,615 0:17,891	0:57,053 0:20,104 0:19,120 0:17,829
Runde 6	0:56,036 0:20,005 0:18,395 0:17,636	0:55,701 0:19,825 0:18,106 0:17,770	0:56,621 0:19,854 0:18,716 0:18,051	0:56,439 0:19,978 0:18,838 0:17,623	0:55,165 0:19,900 0:18,264 0:17,001
Runde 7	0:54,706 0:19,446 0:17,715 0:17,545	0:54,574 0:18,972 0:18,062 0:17,540	0:54,695 0:19,739 0:17,434 0:17,522	0:55,261 0:19,700 0:18,191 0:17,370	0:55,317 0:19,943 0:18,291 0:17,083
Runde 8	0:53,313 0:18,970 0:17,290 0:17,053	0:53,657 0:18,943 0:17,845 0:16,869	0:54,290 0:19,779 0:17,508 0:17,003	0:55,538 0:20,314 0:18,058 0:17,166	
Runde 9			0:54,923 0:19,259 0:18,366 0:17,298	0:54,371 0:19,421 0:17,809 0:17,141	






DEUTSCHE KART-MEISTERSCHAFT

PRO KART WACKERSDORF

Round 2: 10 - 12 / 05 / 2019

Raceland



DMSB-RegNr.:107/19

free practice DKM (OK-Junior) Group 1

Die schnellsten Zeiten

Ort	Nr. Fahrername	Zeit	Streckenl.	Ø Speed
Ziel	139 Révész,Levente	0:52,335	1190 m	81,9 km/h
Sektion 1	139 Révész,Levente	0:18,718	452 m	86,9 km/h
Sektion 2	139 Révész,Levente	0:16,980	368 m	78,0 km/h
Sektion 3	117 Olsen,Elias	0:16,394	370 m	81,2 km/h

	Smr.163 Stipits,Tim AUT KSCA SODI AUSTRIA TEAM theoretisch mögliche Bestzeit 0:55,358	Smr.127 Zug,Lilly DEU RL-Competition.com theoretisch mögliche Bestzeit 0:55,340	Smr.164 Baumheier,Franz DEU RS-Motorsport theoretisch mögliche Bestzeit 0:54,878	Smr.165 Flack,Marcos AUS ENERGY CORSE S.R.L. theoretisch mögliche Bestzeit 0:55,071	Smr.142 Mustafa,Dalvin DEU Gazmend Mustafa theoretisch mögliche Bestzeit 0:56,912
best	Ziel 0:55,358 0:19,877 0:18,412 0:17,069	Ziel 0:55,360 0:20,375 0:17,500 0:17,465	Ziel 0:55,414 0:19,417 0:17,810 0:17,651	Ziel 0:55,643 0:19,750 0:17,474 0:17,847	Ziel 0:56,912 0:20,738 0:18,506 0:17,668
Runde 1	1:05,852 0:24,679 0:21,283 0:19,890	1:01,222 0:22,695 0:20,150 0:18,377	1:06,420 0:24,008 0:22,822 0:19,590	1:04,634 0:23,123 0:22,217 0:19,294	1:00,640 0:22,419 0:19,983 0:18,238
Runde 2	1:04,022 0:22,513 0:21,724 0:19,785	1:00,173 0:21,766 0:20,054 0:18,353	1:01,180 0:21,362 0:20,824 0:18,994	1:03,055 0:21,519 0:22,344 0:19,192	1:00,706 0:22,290 0:19,766 0:18,650
Runde 3	1:00,415 0:21,506 0:20,017 0:18,892	0:59,902 0:21,532 0:20,259 0:18,111	1:02,236 0:21,906 0:21,462 0:18,868	1:00,769 0:20,993 0:21,026 0:18,750	1:00,392 0:21,484 0:20,094 0:18,814
Runde 4	1:00,177 0:21,459 0:19,798 0:18,920	1:01,235 0:21,937 0:20,007 0:19,291	0:58,477 0:20,708 0:19,483 0:18,286	0:59,440 0:20,886 0:20,256 0:18,298	0:59,405 0:21,380 0:19,687 0:18,338
Runde 5	0:58,355 0:20,417 0:19,569 0:18,369	2:09,290 1:27,807 0:22,338 0:19,145	0:56,076 0:19,704 0:18,431 0:17,941	0:59,202 0:20,241 0:19,354 0:19,607	0:59,433 0:21,478 0:19,393 0:18,562
Runde 6	0:57,726 0:20,484 0:19,183 0:18,059	1:01,317 0:21,653 0:19,708 0:19,956	0:55,414 0:19,417 0:18,126 0:17,871	0:57,135 0:20,025 0:18,959 0:18,151	0:59,730 0:20,948 0:20,676 0:18,106
Runde 7	0:56,260 0:19,906 0:18,674 0:17,680	0:55,884 0:20,375 0:18,044 0:17,465	0:55,718 0:20,063 0:17,810 0:17,845	0:57,425 0:19,750 0:18,325 0:19,350	0:58,505 0:20,994 0:19,768 0:17,743
Runde 8	0:55,358 0:19,877 0:18,412 0:17,069	0:55,360 0:20,393 0:17,500 0:17,467	0:55,498 0:19,910 0:17,937 0:17,651	0:55,643 0:19,856 0:17,940 0:17,847	0:57,650 0:20,793 0:19,128 0:17,729
Runde 9	0:58,766 0:20,037 0:18,715 0:20,014			0:55,871 0:19,855 0:17,474 0:18,542	0:56,912 0:20,738 0:18,506 0:17,668






DEUTSCHE KART-MEISTERSCHAFT

Round 2: 10 - 12 / 05 / 2019

PRO KART WACKERSDORF

Raceland

DMSB-RegNr.:107/19

free practice DKM (OK-Junior) Group 1

Die schnellsten Zeiten

Ort	Nr. Fahrername	Zeit	Streckenl.	Ø Speed
Ziel	139 Révész,Levente	0:52,335	1190 m	81,9 km/h
Sektion 1	139 Révész,Levente	0:18,718	452 m	86,9 km/h
Sektion 2	139 Révész,Levente	0:16,980	368 m	78,0 km/h
Sektion 3	117 Olsen,Elias	0:16,394	370 m	81,2 km/h

	Snr.138 Quondamcarlo,Manuel ITA DR SRL	Snr.133 Ringdahl,Neo SWE Bamberger Karttracing	Snr.114 Magnussen,Mickey DNK RS Competition	Snr.107 Naudé,Toni Kayla CHE Innovate Competition	Snr.121 Lüscher,Ekaterina CHE Innovate Competition
	theoretisch mögliche Bestzeit 0:56,998	theoretisch mögliche Bestzeit 0:57,677	theoretisch mögliche Bestzeit 0:58,561	theoretisch mögliche Bestzeit 0:58,745	theoretisch mögliche Bestzeit 0:58,930
best	Ziel Sektion 1 Sektion 2 Sektion 3 0:57,181 0:20,530 0:19,017 0:17,451	Ziel Sektion 1 Sektion 2 Sektion 3 0:57,787 0:20,698 0:18,916 0:18,063	Ziel Sektion 1 Sektion 2 Sektion 3 0:58,667 0:21,400 0:18,934 0:18,227	Ziel Sektion 1 Sektion 2 Sektion 3 0:59,062 0:21,430 0:19,410 0:17,905	Ziel Sektion 1 Sektion 2 Sektion 3 0:59,091 0:20,973 0:19,594 0:18,363
Runde 1	1:03,864 0:23,320 0:20,496 0:20,048	0:59,900 0:22,184 0:19,350 0:18,366	1:00,760 0:22,398 0:19,522 0:18,840	1:01,055 0:22,670 0:20,011 0:18,374	1:03,453 0:23,261 0:21,322 0:18,870
Runde 2	1:02,201 0:22,094 0:20,698 0:19,409	0:59,383 0:21,590 0:19,450 0:18,343	0:59,587 0:21,797 0:19,259 0:18,531	1:00,806 0:22,316 0:19,929 0:18,561	1:02,290 0:22,408 0:21,085 0:18,797
Runde 3	1:01,869 0:22,357 0:20,519 0:18,993	0:58,319 0:21,116 0:18,916 0:18,287	0:58,815 0:21,400 0:19,188 0:18,227	1:00,638 0:21,430 0:20,676 0:18,532	1:01,824 0:21,808 0:20,981 0:19,035
Runde 4	1:02,269 0:22,104 0:20,923 0:19,242	0:58,381 0:21,076 0:19,050 0:18,255	0:58,667 0:21,456 0:18,961 0:18,250	1:00,494 0:21,546 0:20,258 0:18,690	1:00,872 0:22,098 0:20,184 0:18,590
Runde 5	1:00,678 0:22,082 0:20,001 0:18,595	0:57,787 0:20,747 0:18,977 0:18,063	1:00,147 0:21,594 0:18,934 0:19,619	1:01,065 0:21,923 0:19,973 0:19,169	1:00,375 0:21,704 0:19,998 0:18,673
Runde 6	1:01,956 0:21,706 0:20,756 0:19,494	0:59,119 0:20,698 0:19,058 0:19,363		1:00,320 0:22,020 0:19,997 0:18,303	1:01,267 0:22,282 0:20,313 0:18,672
Runde 7	2:10,151 1:33,356 0:19,017 0:17,778			0:59,243 0:21,434 0:19,600 0:18,209	1:01,013 0:21,356 0:20,828 0:18,829
Runde 8	0:57,181 0:20,530 0:19,200 0:17,451			0:59,062 0:21,697 0:19,410 0:17,955	0:59,091 0:20,973 0:19,755 0:18,363
Runde 9				0:59,426 0:21,862 0:19,659 0:17,905	0:59,882 0:21,742 0:19,594 0:18,546






DEUTSCHE KART-MEISTERSCHAFT

PRO KART WACKERSDORF

Round 2: 10 - 12 / 05 / 2019

Raceland



DMSB-RegNr.:107/19

free practice DKM (OK-Junior) Group 1

Die schnellsten Zeiten

Ort	Nr. Fahrername	Zeit	Streckenl.	Ø Speed
Ziel	139 Révész,Levente	0:52,335	1190 m	81,9 km/h
Sektion 1	139 Révész,Levente	0:18,718	452 m	86,9 km/h
Sektion 2	139 Révész,Levente	0:16,980	368 m	78,0 km/h
Sektion 3	117 Olsen,Elias	0:16,394	370 m	81,2 km/h

Str. 109 Probst,Kaden NZL		Darren Probst		theoretisch mögliche Bestzeit 0:59,428	
best	Ziel	Sektion 1	Sektion 2	Sektion 3	Ziel
Runde 1	1:00,812	0:22,330	0:20,147	0:18,335	Ziel Sektion 1 Sektion 2 Sektion 3
Runde 2	1:01,432	0:22,033	0:20,480	0:18,919	Ziel Sektion 1 Sektion 2 Sektion 3
Runde 3	0:59,727	0:21,402	0:19,711	0:18,614	Ziel Sektion 1 Sektion 2 Sektion 3
Runde 4	0:59,508	0:21,437	0:19,756	0:18,315	Ziel Sektion 1 Sektion 2 Sektion 3
Runde 5	1:00,886	0:21,464	0:19,721	0:19,701	Ziel Sektion 1 Sektion 2 Sektion 3
Runde 6					Ziel Sektion 1 Sektion 2 Sektion 3