

WSK

MARCH
28/31 2019

Euro Series

The way
of the Champions



Live Web:
www.wsk.it

Booklet





WSK EURO SERIES

CIRCUITO INT. NAPOLI

28/31 MARCH 2019 KZ2



KZ2 FINAL Results

Document 31.1 OFFICIAL

Rnk	No.	Entrant	Nat	Driver	Nat	Equipment	Laps	Time	Gap	Interv.	Best Lap	Penalty	Points	
1	▲3	103	TONY KART RACING TEAM	ITA	PUHAKKA SIMO	FIN	TONY KART / VORTEX / BRIDG	17	16:19.853		57.179		50	
2	▲3	101	Sodikart	FRA	LAMMERS BAS	NLD	Sodikart / TM RACING / BRIDG	17	16:19.904	0.051	0.051	57.011	30	
3	▼1	144	Sodikart	FRA	ABBASSE ANTHONY	FRA	Sodikart / TM RACING / BRIDG	17	16:21.429	1.576	1.525	57.178	20	
4	▲2	151	TONY KART RACING TEAM	ITA	ARDIGO' MARCO	ITA	TONY KART / VORTEX / BRIDG	17	16:21.962	2.109	0.533	57.136	15	
5	▼4	122	BIREL ART RACING	ITA	LONGHI RICCARDO	ITA	BirelArt / TM RACING / BRIDG	17	16:22.158	2.305	0.196	57.120	12	
6	▲5	109	PRAGA RACING TEAM	ITA	CELENTA FRANCESCO	ITA	PRAGA / IAME / BRIDG	17	16:23.935	4.082	1.777	57.103	10	
7	▲2	111	BIREL ART RACING	ITA	KREMERS MARIJN	NLD	BirelArt / TM RACING / BRIDG	17	16:24.178	4.325	0.243	57.157	9	
8	▲4	102	Sodikart	FRA	RENAUDIN ADRIEN	FRA	Sodikart / TM RACING / BRIDG	17	16:25.033	5.180	0.855	57.193	8	
9	▼1	104	TONY KART RACING TEAM	ITA	VIGANO' MATTEO	ITA	TONY KART / VORTEX / BRIDG	17	16:25.896	6.043	0.863	57.189	7	
10	▲10	117	CPB SPORT	FRA	NOMBLLOT JEAN	FRA	Sodikart / TM RACING / BRIDG	17	16:26.414	6.561	0.518	57.311	6	
11	▼1	108	FORMULA K RACING TEAM	ITA	IGLESIAS JEREMY	FRA	FORMULA K / IAME / BRIDG	17	16:26.703	6.850	0.289	57.366	5	
12	▼9	112	BIREL ART RACING	ITA	IRLANDO ALEX	ITA	BirelArt / TM RACING / BRIDG	17	16:27.500	7.647	0.797	57.259	4	
13	▲4	120	CPB SPORT	FRA	DENNER EMILIE	FRA	Sodikart / TM RACING / BRIDG	17	16:28.465	8.612	0.965	57.319	3	
14	▲7	130	ENERGY CORSE	ITA	SKARAS EMIL	SWE	ENERGY / TM RACING / BRIDG	17	16:29.580	9.727	1.115	57.411	2	
15	▼1	114	BIREL ART RACING	ITA	MARSEGLIA LEONARDO	ITA	BirelArt / TM RACING / BRIDG	17	16:29.734	9.881	0.154	57.228	1	
16	▲2	132	MEC KART MANUFACTURING	ITA	PALOMBA GIUSEPPE	ITA	CROCPROMOTION / TM RACING	17	16:30.021	10.168	0.287	57.404	0	
17	▼1	126	KR MOTORSPORT	ITA	DREEZEN RICK	BEL	KR / IAME / BRIDG	17	16:30.597	10.744	0.576	57.365	0	
18	▲1	137	NGM MOTORSPORT	ITA	POLLINI GIACOMO	ITA	FORMULA K / TM RACING / BRID	17	16:32.141	12.288	1.544	57.495	0	
19	▲6	127	KR MOTORSPORT	ITA	TORSELLINI MIRKO	ITA	KR / IAME / BRIDG	17	16:32.956	13.103	0.815	57.434	0	
20	▲11	133	CRG Keijzer Racing	NLD	HAVERKORT KAS	NLD	CRG / TM RACING / BRIDG	17	16:33.074	13.221	0.118	57.294	0	
21	▲2	121	BIREL ART RACING	ITA	LOUBERE PIERRE	FRA	BirelArt / TM RACING / BRIDG	17	16:34.230	14.377	1.156	57.511	0	
22	▼9	146	KR MOTORSPORT	ITA	PEX JORRIT	NLD	KR / TM RACING / BRIDG	17	16:34.662	14.809	0.432	57.204	0	
23	▲3	136	MANETTI MOTORSPORT	ITA	BOSCO LUCA	ITA	TONY KART / VORTEX / BRIDG	17	16:35.187	15.334	0.525	57.326	0	
24	▲8	125	KR MOTORSPORT	ITA	TONTERI PAAVO	FIN	KR / IAME / BRIDG	17	16:35.977	16.124	0.790	57.618	0	
25	▲5	128	ENERGY CORSE	ITA	SJOKVIST ISAK	SWE	ENERGY / TM RACING / BRIDG	17	16:37.071	17.218	1.094	57.664	0	
26	▼11	107	TONY KART RACING TEAM	ITA	PICCINI ALESSIO	ITA	TONY KART / VORTEX / BRIDG	17	16:37.528	17.675	0.457	57.502	0	
27	▲6	140	CPB SPORT	FRA	PUTYATIN SLAVIK	UKR	Sodikart / TM RACING / BRIDG	17	16:36.229	21.376	3.701	57.464	+5.000	0
28	▲6	123	KR MOTORSPORT	ITA	BIZZOTTO LEONARDO	ITA	KR / IAME / BRIDG	17	16:42.697	22.844	1.468	57.931	0	
29	▼1	135	MANETTI MOTORSPORT	ITA	PIZZI FRANCESCO	ITA	TONY KART / TM RACING / BRID	14	13:44.948	3 Laps	3 Laps	57.642	0	
30	▼8	106	Kosmic Racing Departement	ITA	EVARD PAUL	FRA	Kosmic / VORTEX / BRIDG	12	11:57.056	5 Laps	2 Laps	57.521	0	
31	▼2	116	CPB SPORT	FRA	MOOR MARK VILLEM	EST	Sodikart / TM RACING / BRIDG	11	10:50.160	6 Laps	1 Lap	57.610	0	
32	▼25	148	KR MOTORSPORT	ITA	PEX STAN	NLD	KR / TM RACING / BRIDG	3	2:59.249	14 Laps	8 Laps	57.505	0	
33	▼9	124	Renda Motorsport	ITA	FUSCO GIUSEPPE	ITA	BirelArt / VORTEX / BRIDG	1	1:04.947	16 Laps	2 Laps	1:00.962	0	
34	▼7	110	BIREL ART RACING KSW	AUT	VILLAGOMEZ RAFAEL	MEX	BirelArt / TM RACING / BRIDG	0	4.382	17 Laps	1 Lap		0	

No.140 PUTYATIN SLAVIK : Time penalty of 5 s for incorrectly installed front fairing or incorrect position of front fairing. According to Stewards' Decision No.117.

Leaders : No.103 PUHAKKA SIMO (1-17)

Start Time : 31/03 - 15:52:19

Best Lap : No.101 LAMMERS BAS 57.011 97,68 Kph

Weather : Sunny Air : 20°C Track : Dry

Event Record : No.115 CAMPLESE LORENZO 56.286 98,94 Kph



DOCUMENT N° 117
DÉCISION DES COMMISSAIRES SPORTIFS
STEWARDS' DECISION

PÉNALITÉ INFLIGÉE AU CONCURRENT (NOM) : **CPB SPORT**
PENALTY INFLICTED UPON THE ENTRANT (NAME):

NATIONALITÉ / NATIONALITY: **FRA**

N°: **140** PILOTE : **PUTYATIN SLAVIK**
 No.: DRIVER :

Concerne la partie de l'Épreuve : **KZ2 - FINAL**
Concerns the part of the event:

ÉNONCÉ / STATEMENT:
5 s time penalty in the session mentioned above.

MOTIF / REASON:
 The front fairing of kart mentioned above was not in the correct position (according to technical drawing no. 2d) when the chequered flag was waved and the kart concerned crossed the finish line.
 The Stewards impose this penalty after receiving of the relevant report of Judge of Facts and in application of the Art 2.3.3 General Prescriptions CIK-FIA 2019 and the relevant Bulletins.
 and in application of the bulletins c of the rpg of the WSK.

Décision annoncée Date / Date: **31/03/2019** Heure / Time: **16:20**
Decision announced

Nom / Name	Signature
Président du Collège / <i>Chairman of the Panel:</i>	
Di Bari Oronzo (ITA) :
Membres du Collège / <i>Members of the Panel:</i>	
Giorgione Nicola (ITA) :
Spano' Angela (ITA) :

NOTIFICATION AU CONCURRENT CONCERNÉ / NOTIFICATION TO THE RELEVANT ENTRANT

Je soussigné :
I undersigned: Nom personnel / *personal name*

Représentant du Concurrent : **CPB SPORT**
Representing the Entrant: Nom du Concurrent / *Entrant's name*

Certifie avoir reçu notification du document N° **117** des Commissaires Sportifs de l'Épreuve.
Certify that I have been notified of document No. *by the Stewards of the Meeting.*

Date : Heure / Time: Signature :



WSK EURO SERIES

CIRCUITO INT. NAPOLI

28/31 MARCH 2019 KZ2



KZ2 FINAL Lap Chart

For information purposes. No official / regulatory value

	1	2	3	4	5	6	7	8	9	10	11	12	13	14	15	16	17	18	19	20	21	22	23	24	25	26	27	28	29	30	31	32	33	34
Grid	122	144	112	103	101	151	148	104	111	108	109	102	146	114	107	126	120	132	137	117	130	106	121	124	127	136	110	135	116	128	133	125	140	123
Start	144	122	103	112	101	151	104	148	111	108	109	102	146	114	126	132	107	137	120	117	130	106	121	124	127	130	116	133	128	135	123	136	125	140
Lap 1 Interval	103	122	144	101	151	111	104	148	112	109	102	132	108	117	124	146	126	120	130	127	114	128	123	137	121	125	116	140	133	136	135	107	106	
Lap 2	103	144	122	101	151	148	104	111	112	102	109	108	117	132	146	126	120	130	128	114	127	137	121	123	125	116	140	133	136	135	107	106		
Lap 3	103	144	101	151	148	122	104	111	102	109	112	108	117	132	146	120	130	126	114	127	137	128	121	123	125	133	116	140	135	136	107	106		
Lap 4	103	144	151	101	122	111	102	109	104	112	117	108	132	130	120	126	146	114	127	137	128	121	123	125	133	116	140	136	135	107	106			
Lap 5	103	144	151	101	122	111	102	109	104	117	108	112	132	130	120	126	146	127	114	137	128	121	125	123	133	116	140	136	135	107	106			
Lap 6	103	144	101	151	122	111	102	109	104	117	108	112	130	120	126	132	146	127	114	137	121	128	125	133	116	140	136	107	123	135	106			
Lap 7	103	144	101	151	122	111	102	109	104	117	108	112	130	120	126	132	146	114	127	137	121	128	133	125	116	136	140	107	135	123	106			
Lap 8	103	101	144	151	122	111	102	109	104	117	112	108	130	120	126	132	146	114	127	137	121	128	133	125	116	136	140	107	135	123	106			
Lap 9	103	101	144	151	122	111	102	109	104	117	112	108	130	120	126	132	146	114	127	137	121	133	128	125	116	136	140	107	135	123	106			
Lap 10	103	101	144	151	122	111	102	109	117	104	112	108	120	130	126	132	146	114	127	137	121	133	128	125	136	116	140	107	135	123	106			
Lap 11	103	101	144	151	122	111	109	102	117	104	112	108	120	130	146	132	126	114	137	127	121	133	128	125	136	136	140	107	135	123	106			
Lap 12	103	101	144	151	122	111	109	102	117	104	112	108	120	130	146	132	114	126	137	127	121	133	128	136	125	140	107	135	123	106				
Lap 13	103	101	144	151	122	111	109	102	117	104	112	108	120	146	130	132	114	126	137	127	121	133	136	128	125	140	107	135	123					
Lap 14	103	101	144	151	122	111	109	102	104	117	108	112	120	146	130	114	132	126	137	127	133	121	136	125	128	140	107	135	123					
Lap 15	103	101	144	151	122	111	109	102	104	117	108	112	120	146	130	114	132	126	137	127	133	121	136	125	128	140	107	123						
Lap 16	103	101	144	151	122	111	109	102	104	117	108	112	120	146	130	114	132	126	137	127	133	121	136	125	140	128	107	123						
Lap 17	103	101	144	151	122	109	111	102	104	117	108	112	120	130	114	132	126	137	127	133	121	146	136	125	140	128	107	123						



WSK EURO SERIES

CIRCUITO INT. NAPOLI

28/31 MARCH 2019 **KZ2**



KZ2 FINAL Analysis

For information purposes. No official / regulatory value

Laps	Sector 1	Sector 2	Sector 3	Spd	Lap Time
3	25.846	18.130	14.091	115,9	58.067
4	25.608	17.747	16.352	114,0	59.707
5	26.124	17.817	14.106	114,0	58.047
6	25.618	17.799	14.174	113,8	57.591
7	25.614	17.740	14.045	114,1	57.399
8	25.436	17.724	14.044	114,5	57.204
9	25.473	17.754	14.066	114,7	57.293
10	25.508	17.793	14.088	114,8	57.389
11	25.599	17.754	14.026	114,8	57.379
12	25.506	17.758	14.025	115,4	57.289
13	25.808	17.747	14.052	114,2	57.607
14	25.593	17.811	14.090	114,1	57.494
15	25.607	17.787	14.085	115,6	57.479
16	25.511	17.799	14.037	114,4	57.347
17	31.500	18.112	14.106	113,8	1:03.718

No.148 PEX STAN

1	28.208	18.278	14.350	116,2	1:00.836
2	25.999	18.344	14.271	115,3	58.614
3	25.653	17.851	14.001	115,1	57.505

No.151 ARDIGO' MARCO

1	28.076	18.031	14.333	114,4	1:00.440
2	26.115	18.303	14.457	115,3	58.875
3	25.823	17.802	14.010	115,7	57.635
4	25.467	17.699	14.242	112,8	57.408
5	25.625	17.746	14.228	113,8	57.599
6	25.905	17.755	13.995	115,1	57.655
7	25.441	17.696	13.999	114,8	57.136
8	25.462	17.770	13.983	114,5	57.215
9	25.486	17.784	14.008	114,4	57.278
10	25.508	17.730	13.983	115,1	57.221
11	25.532	17.732	14.000	114,5	57.264
12	25.530	17.781	14.039	114,5	57.350
13	25.634	17.766	14.022	114,8	57.422
14	25.588	17.819	14.014	114,0	57.421
15	25.582	17.762	13.995	114,2	57.339
16	25.509	17.743	13.994	113,8	57.246
17	25.518	17.797	14.070	113,1	57.385



140	PUTYATIN SLAVIK Sodikart / TM RACING / BRIDG		17	123	BIZZOTTO LEONARDO KR / IAME / BRIDG	
133	HAVERKORT KAS CRG / TM RACING / BRIDG		16	125	TONTERI PAAVO KR / IAME / BRIDG	
116	MOOR MARK VILLEM Sodikart / TM RACING / BRIDG		15	128	SJOKVIST ISAK ENERGY / TM RACING / BRIDG	
110	VILLAGOMEZ RAFAEL BirelArt / TM RACING / BRIDG		14	135	PIZZI FRANCESCO TONY KART / TM RACING / BRIDG	
127	TORSELLINI MIRKO KR / IAME / BRIDG		13	136	BOSCO LUCA TONY KART / VORTEX / BRIDG	
121	LOUBERE PIERRE BirelArt / TM RACING / BRIDG		12	124	FUSCO GIUSEPPE BirelArt / VORTEX / BRIDG	
130	SKARAS EMIL ENERGY / TM RACING / BRIDG		11	106	EVARD PAUL Kosmic / VORTEX / BRIDG	
137	POLLINI GIACOMO FORMULA K / TM RACING / BRIDG		10	117	NOMBLLOT JEAN Sodikart / TM RACING / BRIDG	
120	DENNER EMILIE Sodikart / TM RACING / BRIDG		9	132	PALOMBA GIUSEPPE CROCPROMOTION / TM RACING / BRIDG	
107	PICCINI ALESSIO TONY KART / VORTEX / BRIDG		8	126	DREEZEN RICK KR / IAME / BRIDG	
146	PEX JORRIT KR / TM RACING / BRIDG		7	114	MARSEGLIA LEONARDO BirelArt / TM RACING / BRIDG	
109	CELENTA FRANCESCO PRAGA / IAME / BRIDG		6	102	RENAUDIN ADRIEN Sodikart / TM RACING / BRIDG	
111	KREMERS MARIJN BirelArt / TM RACING / BRIDG		5	108	IGLESIAS JEREMY FORMULA K / IAME / BRIDG	
148	PEX STAN KR / TM RACING / BRIDG		4	104	VIGANO' MATTEO TONY KART / VORTEX / BRIDG	
101	LAMMERS BAS Sodikart / TM RACING / BRIDG		3	151	ARDIGO' MARCO TONY KART / VORTEX / BRIDG	
112	IRLANDO ALEX BirelArt / TM RACING / BRIDG		2	103	PUHAKKA SIMO TONY KART / VORTEX / BRIDG	
122	LONGHI RICCARDO BirelArt / TM RACING / BRIDG		1	144	ABBASSE ANTHONY Sodikart / TM RACING / BRIDG	

POLE POSITION




KZ2
PREFINAL B (PFB)
Document 29.1 OFFICIAL
Results

Rnk	No.	Entrant	Nat	Driver	Nat	Equipment	Laps	Time	Gap	Interv.	Best Lap	Penalty	Points
1	144	Sodikart		ABBASSE ANTHONY		Sodikart / TM RACING / BRIDG	13	12:27.675			57.002		30
2	▲4	TONY KART RACING TEAM		PUHAKKA SIMO		TONY KART / VORTEX / BRIDG	13	12:28.705	1.030	1.030	57.023		20
3	151	TONY KART RACING TEAM		ARDIGO' MARCO		TONY KART / VORTEX / BRIDG	13	12:29.101	1.426	0.396	57.003		10
4	▼2	TONY KART RACING TEAM		VIGANO' MATTEO		TONY KART / VORTEX / BRIDG	13	12:29.283	1.608	0.182	57.063		9
5	108	FORMULA K RACING TEAM		IGLESIAS JEREMY		FORMULA K / IAME / BRIDG	13	12:30.524	2.849	1.241	57.119		8
6	▼2	Sodikart		RENAUDIN ADRIEN		Sodikart / TM RACING / BRIDG	13	12:30.630	2.955	0.106	57.019		7
7	114	BIREL ART RACING		MARSEGLIA LEONARDO		BirelArt / TM RACING / BRIDG	13	12:32.082	4.407	1.452	57.176		6
8	▲2	KR MOTORSPORT		DREEZEN RICK		KR / IAME / BRIDG	13	12:32.369	4.694	0.287	57.151		5
9	▲3	MEC KART MANUFACTURING		PALOMBA GIUSEPPE		CROCPROMOTION / TM RACING	13	12:33.145	5.470	0.776	56.889		4
10	▲1	CPB SPORT		NOMBLLOT JEAN		Sodikart / TM RACING / BRIDG	13	12:33.188	5.513	0.043	57.093		3
11	▲2	Kosmic Racing Departement		EVARD PAUL		Kosmic / VORTEX / BRIDG	13	12:34.351	6.676	1.163	57.223		2
12	▼3	Renda Motorsport		FUSCO GIUSEPPE		BirelArt / VORTEX / BRIDG	13	12:35.447	7.772	1.096	57.237		1
13	▼5	MANETTI MOTORSPORT		BOSCO LUCA		TONY KART / VORTEX / BRIDG	13	12:36.215	8.540	0.768	57.227		0
14	▲3	MANETTI MOTORSPORT		PIZZI FRANCESCO		TONY KART / TM RACING / BRIDG	13	12:40.932	13.257	4.717	57.253		0
15	▼1	ENERGY CORSE		SJOKVIST ISAK		ENERGY / TM RACING / BRIDG	13	12:41.588	13.913	0.656	57.342		0
16	▼1	KR MOTORSPORT		TONTERI PAAVO		KR / IAME / BRIDG	13	12:43.288	15.613	1.700	57.234		0
17	▲2	KR MOTORSPORT		BIZZOTTO LEONARDO		KR / IAME / BRIDG	13	12:43.565	15.890	0.277	57.457		0
GOODBYE													
18	118	SC Performance		TEMPERINI FRANCESCO		TONY KART / VORTEX / BRIDG	13	12:42.624	19.949	4.059	57.331	+5.000	0
19	▼3	NOVALUX RACING TEAM		LUNDBERG DOUGLAS		LUXOR / LKE / BRIDG	12	11:41.196	1 Lap	1 Lap	57.290		0
20	▲1	CRG Keijzer Racing		LOPEZ MARC		CRG / TM RACING / BRIDG	9	8:53.564	4 Laps	3 Laps	57.531		0
No.118 TEMPERINI FRANCESCO : Time penalty of 5 s for incorrectly installed front fairing or incorrect position of front fairing. According to Stewards' Decision No.99.													
Not Classified													
	129	MK Racing		MNOBELI MIHLALI		TONY KART / VORTEX / BRIDG		45.366	DNS				

Leaders : No.104 VIGANO' MATTEO (1-6) / No.144 ABBASSE ANTHONY (7-13)

Start Time : 31/03 - 12:55:10

Best Lap : No.132 PALOMBA GIUSEPPE 56.889 97,89 Kph

Weather : Sunny Air : 21°C Track : Dry

Event Record : No.115 CAMPLESE LORENZO 56.286 98,94 Kph



DOCUMENT N° 99

DÉCISION DES COMMISSAIRES SPORTIFS
STEWARDS' DECISION

PÉNALITÉ INFLIGÉE AU CONCURRENT (NOM) : **SC Performance**
 PENALTY INFLICTED UPON THE ENTRANT (NAME):

NATIONALITÉ / NATIONALITY: **ITA**

N°: **118**
 No.:

PILOTE : **TEMPERINI FRANCESCO**
 DRIVER :

Concerne la partie de l'Épreuve : **KZZ - PREFINAL B**
 Concerns the part of the event:

ÉNONCÉ / STATEMENT:

5 s time penalty in the session mentioned above.

MOTIF / REASON:

The front fairing of kart mentioned above was not in the correct position (according to technical drawing no. 2d) when the chequered flag was waved and the kart concerned crossed the finish line.
 The Stewards impose this penalty after receiving of the relevant report of Judge of Facts and in application of the Art 2.3.3 General Prescriptions CIK-FIA 2019 and the relevant Bulletins.
 and in application of the bulletins c of the rpg of the WSK.

Décision annoncée
Decision announced

Date / Date: **31/03/2019**

Heure / Time: **13:12**

Nom / Name

Signature

Président du Collège / Chairman of the Panel:

Di Bari Oronzo (ITA) :

Membres du Collège / Members of the Panel:

Giorgione Nicola (ITA) :

Spano' Angela (ITA) :

NOTIFICATION AU CONCURRENT CONCERNÉ / NOTIFICATION TO THE RELEVANT ENTRANT

Je soussigné :
 I undersigned: Nom personnel / personal name

Représentant du Concurrent : **SC Performance**
 Representing the Entrant: Nom du Concurrent / Entrant's name

Certifie avoir reçu notification du document N° **99** des Commissaires Sportifs de l'Épreuve.
 Certify that I have been notified of document No. by the Stewards of the Meeting.

Date : Heure / Time: Signature :



WSK EURO SERIES

CIRCUITO INT. NAPOLI

28/31 MARCH 2019 **KZ2**



KZ2

PREFINAL B (PFB)

Lap Chart

For information purposes. No official / regulatory value

	1	2	3	4	5	6	7	8	9	10	11	12	13	14	15	16	17	18	19	20	21
Grid	144	104	151	102	108	103	114	136	124	126	117	132	106	128	125	139	135	118	123	129	131
Start	104	144	151	102	108	103	126	114	136	132	117	124	128	106	135	125	139	118	123	131	129
Lap 1 <small>Interval</small>	104	151 0.3	144 0.4	108 0.2	103 0.3	102 0.1	132 0.1	126 0.3	114 0.5	128 0.6	136 0.1	117 0.0	106 0.1	124 0.1	125 0.3	139 0.1	135 0.1	131 0.1	123 0.3	118 0.0	
Lap 2	104	151 0.3	144 0.1	108 0.3	103 0.2	132 0.5	102 0.2	126 0.2	114 0.6	128 0.5	117 0.5	106 0.1	124 0.2	136 0.3	139 0.5	135 0.1	131 0.1	125 0.2	123 0.5	118 0.2	
Lap 3	104	151 0.2	144 0.1	108 0.5	103 0.1	132 0.3	102 0.3	126 0.4	114 0.7	128 0.6	117 0.2	106 0.2	124 0.4	136 0.3	139 0.5	135 0.3	131 0.2	125 0.2	123 0.7	118 0.6	
Lap 4	104	151 0.2	144 0.0	103 0.7	108 0.3	132 0.1	102 0.2	126 0.4	114 0.8	117 0.8	128 0.2	106 0.1	124 0.3	136 0.4	139 0.5	135 0.2	131 0.5	125 0.1	123 0.7	118 0.5	
Lap 5	104	151 0.2	144 0.1	103 0.6	108 0.4	132 0.2	102 0.1	126 0.6	114 0.7	117 0.8	106 0.4	128 0.2	124 0.1	136 0.4	139 0.5	135 0.1	125 0.8	123 1.0	118 0.1	131 0.7	
Lap 6	104	144 0.2	151 0.1	103 0.3	108 0.5	132 0.3	102 0.0	126 0.6	114 0.6	117 0.7	106 0.5	128 0.3	124 0.1	136 0.3	139 0.6	135 0.3	125 0.7	123 1.2	118 0.1	131 2.3	
Lap 7	144	151 0.5	103 0.2	104 0.2	108 0.1	102 0.4	132 0.2	126 0.3	114 0.5	117 0.6	106 0.8	128 0.3	124 0.2	136 0.2	139 0.9	135 0.1	125 0.5	118 2.0	123 0.1	131 3.1	
Lap 8	144	151 0.4	103 0.2	104 0.3	108 0.2	102 0.1	132 0.5	126 0.2	114 0.3	117 0.8	106 0.9	128 0.7	124 0.2	136 0.1	139 0.8	135 0.1	125 0.2	118 2.4	123 0.3	131 3.5	
Lap 9	144	151 0.4	103 0.2	104 0.5	108 0.2	102 0.1	132 1.0	126 0.1	114 0.1	117 0.8	106 1.2	128 0.8	124 0.1	136 0.3	139 0.9	135 0.1	125 0.1	118 2.4	123 0.5	131 4.1	
Lap 10	144	151 0.5	103 0.2	104 0.4	108 0.2	102 0.1	126 1.4	132 0.2	114 0.0	117 0.4	106 1.3	124 1.1	128 0.1	136 0.2	139 1.0	135 0.1	125 0.1	118 2.8	123 2.0		
Lap 11	144	151 0.7	103 0.1	104 0.5	108 0.3	102 0.2	126 1.6	114 0.4	132 0.4	117 0.0	106 1.2	124 1.2	136 0.6	128 0.2	135 0.7	125 0.1	139 0.3	118 2.5	123 2.1		
Lap 12	144	103 1.0	151 0.2	104 0.2	108 0.3	102 0.1	126 1.8	114 0.2	132 0.6	117 0.1	106 1.2	124 1.1	136 0.7	128 2.3	135 0.2	139 0.0	125 0.0	118 1.9	123 2.0		
Lap 13	144	103 1.0	151 0.3	104 0.1	108 1.2	102 0.1	114 1.4	126 0.2	132 0.7	117 0.0	106 1.1	124 1.0	136 0.7	135 4.7	128 0.6	118 1.0	125 0.6	123 0.2			



WSK EURO SERIES

CIRCUITO INT. NAPOLI

28/31 MARCH 2019 KZ2









**KZ2****PREFINAL B (PFB)****Analysis**

For information purposes. No official / regulatory value

Laps	Sector 1	Sector 2	Sector 3	Spd	Lap Time
No.128 SJOKVIST ISAK					
1	27.767	18.176	14.765	112,0	1:00.708
2	25.742	17.827	13.982	113,3	57.551
3	25.656	17.797	13.974	113,2	57.427
4	25.874	17.802	13.995	115,2	57.671
5	25.808	17.863	13.968	113,6	57.639
6	25.469	17.812	14.061	114,7	57.342
7	25.579	17.869	14.030	113,7	57.478
8	25.581	17.902	14.398	112,2	57.881
9	25.686	17.899	14.070	112,3	57.655
10	26.074	17.896	14.074	112,9	58.044
11	25.792	17.950	14.628	110,8	58.370
12	26.282	18.541	14.918	111,5	59.741
13	26.566	18.710	15.477	110,8	1:00.753
No.131 LOPEZ MARC					
1	28.062	18.666	14.286	113,3	1:01.014
2	26.249	18.015	14.165	113,6	58.429
3	25.774	17.874	14.037	113,9	57.685
4	25.568	17.799	14.164	113,0	57.531
5	25.912	17.881	15.732	108,1	59.525
6	26.882	18.130	14.219	111,8	59.231
7	26.157	18.215	14.429	110,7	58.801
8	26.242	18.099	14.210	111,6	58.551
9	26.118	18.051	14.284	110,9	58.453
No.132 PALOMBA GIUSEPPE					
1	27.512	17.874	14.005	114,6	59.391
2	25.703	17.769	13.947	114,3	57.419
3	25.317	17.639	13.933	114,5	56.889
4	25.575	17.708	14.040	115,2	57.323
5	25.426	17.722	14.005	114,3	57.153
6	25.538	17.731	14.091	114,3	57.360
7	25.524	18.103	14.112	115,0	57.739
8	25.601	17.844	14.043	113,3	57.488
9	25.641	17.897	14.076	112,9	57.614
10	26.094	17.848	14.097	113,2	58.039
11	26.112	17.835	14.161	114,2	58.108
12	25.714	17.863	14.079	113,9	57.656
13	25.800	17.862	14.256	113,2	57.918
No.135 PIZZI FRANCESCO					
1	28.268	18.827	14.225	114,2	1:01.320
2	26.248	18.072	14.150	114,5	58.470
3	25.556	18.008	14.017	113,9	57.581
4	25.528	17.739	13.986	114,6	57.253
5	25.429	17.812	14.050	113,6	57.291
6	25.456	17.877	14.078	113,7	57.411
7	25.521	17.845	14.101	114,5	57.467
8	25.691	17.948	14.171	113,7	57.810
9	25.858	17.935	14.075	113,9	57.868
10	25.719	17.947	14.162	114,2	57.828
11	25.744	17.916	14.086	113,6	57.746
12	25.737	18.411	15.095	109,7	59.243
13	26.425	18.621	14.752	113,6	59.798
No.136 BOSCO LUCA					
1	28.560	18.139	14.490	113,3	1:01.189
2	26.879	17.806	14.025	114,6	58.710
3	25.657	17.808	13.997	115,0	57.462
4	25.563	17.783	13.980	114,9	57.326

Laps	Sector 1	Sector 2	Sector 3	Spd	Lap Time
5	25.523	17.737	14.014	114,7	57.274
6	25.491	17.726	14.010	114,6	57.227
7	25.571	17.780	14.031	115,0	57.382
8	25.635	17.822	14.404	114,0	57.861
9	25.721	17.898	14.107	114,3	57.726
10	25.742	18.026	14.052	113,9	57.820
11	25.782	17.845	14.207	113,4	57.834
12	25.700	17.878	14.084	113,2	57.662
13	25.677	17.959	14.096	113,6	57.732
No.139 LUNDBERG DOUGLAS					
1	27.917	18.878	14.242	114,2	1:01.037
2	26.225	18.090	14.122	113,3	58.437
3	25.534	17.850	14.020	113,6	57.404
4	25.591	17.779	13.987	114,2	57.357
5	25.472	17.842	14.002	112,5	57.316
6	25.443	17.815	14.032	113,6	57.290
7	25.548	17.999	14.099	113,3	57.646
8	25.690	17.951	14.147	112,3	57.788
9	25.775	17.937	14.119	112,5	57.831
10	25.713	18.024	14.152	112,7	57.889
11	26.265	18.005	14.163	113,2	58.433
12	25.683	18.112	14.957	109,8	58.752
No.144 ABBASSE ANTHONY					
1	27.995	17.827	14.131	114,7	59.953
2	25.556	17.672	13.940	116,2	57.168
3	25.438	17.627	13.937	117,1	57.002
4	25.493	17.592	13.976	117,8	57.061
5	25.497	17.619	13.952	116,1	57.068
6	25.431	17.786	14.145	115,8	57.362
7	25.598	17.705	13.969	114,5	57.272
8	25.517	17.716	13.928	114,3	57.161
9	25.564	17.660	13.936	114,2	57.160
10	25.492	17.661	13.945	114,0	57.098
11	25.544	17.651	13.952	115,3	57.147
12	25.630	17.703	13.940	115,3	57.273
13	25.644	17.686	14.021	114,9	57.351
No.151 ARDIGO' MARCO					
1	27.233	17.794	14.014	115,5	59.041
2	25.625	17.703	14.047	114,9	57.375
3	25.465	17.686	13.909	116,4	57.060
4	25.485	17.637	13.991	115,9	57.113
5	25.434	17.639	13.930	115,8	57.003
6	25.427	18.045	14.166	116,1	57.638
7	25.987	17.730	13.953	114,9	57.670
8	25.435	17.713	13.953	115,2	57.101
9	25.433	17.686	14.000	114,0	57.119
10	25.528	17.718	14.010	114,9	57.256
11	25.494	17.749	14.027	114,6	57.270
12	26.059	17.785	14.018	115,5	57.862
13	25.650	17.745	14.088	114,7	57.483


KZ2
PREFINAL B (PFB)
Document 25
Starting Grid

131	LOPEZ MARC CRG / TM RACING / BRIDG		11	129	MNOMBELI MIHLALI TONY KART / VORTEX / BRIDG	
123	BIZZOTTO LEONARDO KR / IAME / BRIDG		10	118	TEMPERINI FRANCESCO TONY KART / VORTEX / BRIDG	
135	PIZZI FRANCESCO TONY KART / TM RACING / BRIDG		9	139	LUNDBERG DOUGLAS LUXOR / LKE / BRIDG	
125	TONTERI PAAVO KR / IAME / BRIDG		8	128	SJOKVIST ISAK ENERGY / TM RACING / BRIDG	
106	EVRRARD PAUL Kosmic / VORTEX / BRIDG		7	132	PALOMBA GIUSEPPE CROCPROMOTION / TM RACING / BRIDG	
117	NOMBLOT JEAN Sodikart / TM RACING / BRIDG		6	126	DREEZEN RICK KR / IAME / BRIDG	
124	FUSCO GIUSEPPE BirelArt / VORTEX / BRIDG		5	136	BOSCO LUCA TONY KART / VORTEX / BRIDG	
114	MARSEGLIA LEONARDO BirelArt / TM RACING / BRIDG		4	103	PUHAKKA SIMO TONY KART / VORTEX / BRIDG	
108	IGLESIAS JEREMY FORMULA K / IAME / BRIDG		3	102	RENAUDIN ADRIEN Sodikart / TM RACING / BRIDG	
151	ARDIGO' MARCO TONY KART / VORTEX / BRIDG		2	104	VIGANO' MATTEO TONY KART / VORTEX / BRIDG	
144	ABBASSE ANTHONY Sodikart / TM RACING / BRIDG		1			

POLE POSITION




KZ2

PREFINAL A (PFA) Results

Document 28.1 OFFICIAL

Rnk	No.	Entrant	Nat	Driver	Nat	Equipment	Laps	Time	Gap	Interv.	Best Lap	Penalty	Points
1	▲2	122 BIREL ART RACING	ITA	LONGHI RICCARDO	ITA	BirelArt / TM RACING / BRIDG	13	12:26.783			56.839		30
2	▬	112 BIREL ART RACING	ITA	IRLANDO ALEX	ITA	BirelArt / TM RACING / BRIDG	13	12:27.116	0.333	0.333	56.871		20
3	▲5	101 Sodikart	FRA	LAMMERS BAS	NLD	Sodikart / TM RACING / BRIDG	13	12:27.441	0.658	0.325	56.870		10
4	▲9	148 KR MOTORSPORT	ITA	PEX STAN	NLD	KR / TM RACING / BRIDG	13	12:30.499	3.716	3.058	56.851		9
5	▼1	111 BIREL ART RACING	ITA	KREMERS MARIJN	NLD	BirelArt / TM RACING / BRIDG	13	12:32.077	5.294	1.578	57.019		8
6	▲6	109 PRAGA RACING TEAM	ITA	CELENTA FRANCESCO	ITA	PRAGA / IAME / BRIDG	13	12:32.314	5.531	0.237	56.873		7
7	▼2	146 KR MOTORSPORT	ITA	PEX JORRIT	NLD	KR / TM RACING / BRIDG	13	12:32.455	5.672	0.141	56.971		6
8	▼2	107 TONY KART RACING TEAM	ITA	PICCINI ALESSIO	ITA	TONY KART / VORTEX / BRIDG	13	12:32.531	5.748	0.076	57.148		5
9	▼2	120 CPB SPORT	FRA	DENNER EMILIE	FRA	Sodikart / TM RACING / BRIDG	13	12:32.760	5.977	0.229	57.245		4
10	▼1	137 NGM MOTORSPORT	ITA	POLLINI GIACOMO	ITA	FORMULA K / TM RACING / BRIDG	13	12:34.323	7.540	1.563	57.211		3
11	▲7	130 ENERGY CORSE	ITA	SKARAS EMIL	SWE	ENERGY / TM RACING / BRIDG	13	12:34.909	8.126	0.586	57.180		2
12	▼2	121 BIREL ART RACING	ITA	LOUBERE PIERRE	FRA	BirelArt / TM RACING / BRIDG	13	12:38.332	11.549	3.423	57.122		1
13	▲1	127 KR MOTORSPORT	ITA	TORSELLINI MIRKO	ITA	KR / IAME / BRIDG	13	12:38.613	11.830	0.281	57.331		0
14	▲5	110 BIREL ART RACING KSW	AUT	VILLAGOMEZ RAFAEL	MEX	BirelArt / TM RACING / BRIDG	13	12:44.279	17.496	5.666	57.256		0
15	▲5	116 CPB SPORT	FRA	MOOR MARK VILLEM	EST	Sodikart / TM RACING / BRIDG	13	12:42.948	21.165	3.669	57.205	+5.000	0
16	▼5	133 CRG Keijzer Racing	NLD	HAVERKORT KAS	NLD	CRG / TM RACING / BRIDG	13	12:37.999	21.216	0.051	57.400	+10.000	0
17	▲4	140 CPB SPORT	FRA	PUTYATIN SLAVIK	UKR	Sodikart / TM RACING / BRIDG	13	12:43.150	21.367	0.151	57.243	+5.000	0

No.116 MOOR MARK VILLEM : Time penalty of 5 s for incorrectly installed front fairing or incorrect position of front fairing. According to Stewards' Decision No.97.
 No.133 HAVERKORT KAS : 10 sec time penalty for bad manoeuvre (art 2.24 CIK General Prescriptions). According to Stewards' Decision No.98.
 No.140 PUTYATIN SLAVIK : Time penalty of 5 s for incorrectly installed front fairing or incorrect position of front fairing. According to Stewards' Decision No.96.

GOODBYE

18	▼3	138 KR MOTORSPORT	ITA	VAN WALSTIJN SENNA	NLD	KR / TM RACING / BRIDG	13	12:48.525	26.742	5.375	56.991	+5.000	0
19	▼3	134 ITALCORSE RACING TEAM	ITA	MIZZONI MIRKO	ITA	ITALCORSE / TM RACING / BRIDG	10	9:46.283	3 Laps	3 Laps	57.468		0
20	▼3	142 CPB SPORT	FRA	HUBERT PETIT	FRA	Sodikart / TM RACING / BRIDG	10	9:46.402	3 Laps	0.119	57.214		0
21	▼20	115 SC Performance	ITA	CAMPLESE LORENZO	ITA	TONY KART / VORTEX / BRIDG	0	1.855	13 Laps	10 Laps			0

No.138 VAN WALSTIJN SENNA : Time penalty of 5 s for incorrectly installed front fairing or incorrect position of front fairing. According to Stewards' Decision No.95.

Start Time : 31/03 - 12:35:08

Weather : Sunny Air : 21°C Track : Dry

Leaders : No.122 LONGHI RICCARDO (1-13)

Best Lap : No.122 LONGHI RICCARDO 56.839 97,98 Kph

Event Record : No.115 CAMPLESE LORENZO 56.286 98,94 Kph

No.133 08:14 Lap 8



DOCUMENT N° 98

DÉCISION DES COMMISSAIRES SPORTIFS

STEWARDS' DECISION

PÉNALITÉ INFLIGÉE AU CONCURRENT (NOM) : CRG Keijzer Racing	
<i>PENALTY INFLICTED UPON THE ENTRANT (NAME):</i>	
NATIONALITÉ / NATIONALITY: NLD	
N°: 133	PILOTE : HAVERKORT KAS
<i>No.:</i>	<i>DRIVER:</i>

Concerne la partie de l'Épreuve : **KZ2 - PREFINAL A**
Concerns the part of the event:

ÉNONCÉ / STATEMENT:

10 sec time penalty in the prefinal a.

MOTIF / REASON:

The Driver no. 133 was causing an incident. In the Heat concerned in 8 lap by MP 6 he pushed the kart in front of him (kart no. 142) an following of this manoevre Driver no. 142 lost positions (proved by relevant video sequence). Having considered the relevant video and after hearing the Entrant and Driver concerned, the Stewards assess this manoevre as an incident according to art 2.24 CIK General Prescriptions. This decision is made in application of art. 2.24 CIK General Prescriptions and art. 12.3. FIA International Sporting Code.

Décision annoncée <i>Decision announced</i>	Date / Date: 31/03/2019	Heure / Time: 12:57
---	--------------------------------	----------------------------

	Nom / Name	Signature
Président du Collège / <i>Chairman of the Panel:</i>		
	Di Bari Oronzo (ITA) :
Membres du Collège / <i>Members of the Panel:</i>		
	Giorgione Nicola (ITA) :
	Spano' Angela (ITA) :

NOTIFICATION AU CONCURRENT CONCERNÉ / NOTIFICATION TO THE RELEVANT ENTRANT

Je soussigné :
I undersigned: Nom personnel / *personal name*

Représentant du Concurrent : **CRG Keijzer Racing**
Representing the Entrant: Nom du Concurrent / *Entrant's name*

Certifie avoir reçu notification du document N° **98** des Commissaires Sportifs de l'Épreuve.
Certify that I have been notified of document No. *by the Stewards of the Meeting.*

Date : Heure / Time: Signature :



DOCUMENT N° 97
DÉCISION DES COMMISSAIRES SPORTIFS
STEWARDS' DECISION

PÉNALITÉ INFLIGÉE AU CONCURRENT (NOM) : **CPB SPORT**
 PENALTY INFLICTED UPON THE ENTRANT (NAME):
 NATIONALITÉ / NATIONALITY: **FRA**
 N°: **116** PILOTE : **MOOR MARK VILLEM**
 No.: DRIVER :

Concerne la partie de l'Épreuve : **KZZ - PREFINAL A**
 Concerns the part of the event:

ÉNONCÉ / STATEMENT:
5 s time penalty in the session mentioned above.

MOTIF / REASON:
 The front fairing of kart mentioned above was not in the correct position (according to technical drawing no. 2d) when the chequered flag was waved and the kart concerned crossed the finish line.
 The Stewards impose this penalty after receiving of the relevant report of Judge of Facts and in application of the Art 2.3.3 General Prescriptions CIK-FIA 2019 and the relevant Bulletins.
 and in application of the bulletins c of the rpg of the WSK.

Décision annoncée Date / Date: **31/03/2019** Heure / Time: **12:56**
Decision announced

Nom / Name	Signature
Président du Collège / Chairman of the Panel:	
Di Bari Oronzo (ITA) :
Membres du Collège / Members of the Panel:	
Giorgione Nicola (ITA) :
Spano' Angela (ITA) :

NOTIFICATION AU CONCURRENT CONCERNÉ / NOTIFICATION TO THE RELEVANT ENTRANT

Je soussigné :
I undersigned: Nom personnel / personal name

Représentant du Concurrent : **CPB SPORT**
Representing the Entrant: Nom du Concurrent / Entrant's name

Certifie avoir reçu notification du document N° **97** des Commissaires Sportifs de l'Épreuve.
Certify that I have been notified of document No. by the Stewards of the Meeting.

Date : Heure / Time: Signature :



DOCUMENT N° 96
DÉCISION DES COMMISSAIRES SPORTIFS
STEWARDS' DECISION

PÉNALITÉ INFLIGÉE AU CONCURRENT (NOM) : **CPB SPORT**
 PENALTY INFLICTED UPON THE ENTRANT (NAME):
 NATIONALITÉ / NATIONALITY: **FRA**
 N°: **140** PILOTE : **PUTYATIN SLAVIK**
 No.: DRIVER :

Concerne la partie de l'Épreuve : **KZZ - PREFINAL A**
 Concerns the part of the event:

ÉNONCÉ / STATEMENT:
5 s time penalty in the session mentioned above.

MOTIF / REASON:
 The front fairing of kart mentioned above was not in the correct position (according to technical drawing no. 2d) when the chequered flag was waved and the kart concerned crossed the finish line.
 The Stewards impose this penalty after receiving of the relevant report of Judge of Facts and in application of the Art 2.3.3 General Prescriptions CIK-FIA 2019 and the relevant Bulletins.
 and in application of the bulletins c of the rpg of the WSK.

Décision annoncée Date / Date: **31/03/2019** Heure / Time: **12:56**
Decision announced

	Nom / Name	Signature
Président du Collège / Chairman of the Panel:		
Di Bari Oronzo (ITA) :	
Membres du Collège / Members of the Panel:		
Giorgione Nicola (ITA) :	
Spano' Angela (ITA) :	

NOTIFICATION AU CONCURRENT CONCERNÉ / NOTIFICATION TO THE RELEVANT ENTRANT

Je soussigné :
 I undersigned: Nom personnel / personal name

Représentant du Concurrent : **CPB SPORT**
 Representing the Entrant: Nom du Concurrent / Entrant's name

Certifie avoir reçu notification du document N° **96** des Commissaires Sportifs de l'Épreuve.
 Certify that I have been notified of document No. by the Stewards of the Meeting.

Date : Heure / Time: Signature :



DOCUMENT N° 95

DÉCISION DES COMMISSAIRES SPORTIFS
STEWARDS' DECISION

PÉNALITÉ INFLIGÉE AU CONCURRENT (NOM) : KR MOTORSPORT
PENALTY INFLICTED UPON THE ENTRANT (NAME):

NATIONALITÉ / NATIONALITY: ITA

N°: 138 **PILOTE :** VAN WALSTIJN SENNA
No.: **DRIVER :**

Concerne la partie de l'Épreuve : KZZ - PREFINAL A
Concerns the part of the event:

ÉNONCÉ / STATEMENT:

5 s time penalty in the session mentioned above.

MOTIF / REASON:

The front fairing of kart mentioned above was not in the correct position (according to technical drawing no. 2d) when the chequered flag was waved and the kart concerned crossed the finish line.
The Stewards impose this penalty after receiving of the relevant report of Judge of Facts and in application of the Art 2.3.3 General Prescriptions CIK-FIA 2019 and the relevant Bulletins.
and in application of the bulletins c of the rpg of the WSK.

Décision annoncée Date / Date: **31/03/2019** Heure / Time: **12:55**
Decision announced

	Nom / Name	Signature
Président du Collège / <i>Chairman of the Panel:</i>		
Di Bari Oronzo (ITA) :	
Membres du Collège / <i>Members of the Panel:</i>		
Giorgione Nicola (ITA) :	
Spano' Angela (ITA) :	

NOTIFICATION AU CONCURRENT CONCERNÉ / NOTIFICATION TO THE RELEVANT ENTRANT

Je soussigné :
I undersigned: Nom personnel / *personal name*

Représentant du Concurrent : **KR MOTORSPORT**
Representing the Entrant: Nom du Concurrent / *Entrant's name*

Certifie avoir reçu notification du document N° **95** des Commissaires Sportifs de l'Épreuve.
Certify that I have been notified of document No. **95** *by the Stewards of the Meeting.*

Date : Heure / Time: Signature :



WSK EURO SERIES

CIRCUITO INT. NAPOLI

28/31 MARCH 2019 KZ2



KZ2

PREFINAL A (PFA)

Lap Chart

For information purposes. No official / regulatory value

	1	2	3	4	5	6	7	8	9	10	11	12	13	14	15	16	17	18	19	20	21
Grid	115	112	122	111	146	107	120	101	137	121	133	109	148	127	138	134	142	130	110	116	140
Start	115	112	122	111	146	107	101	120	137	121	133	109	148	130	142	138	127	134	116	110	140
Lap 1 <small>Interval</small>	122	112 0.0	146 0.1	107 0.1	101 0.1	120 0.3	137 0.5	111 0.0	148 0.4	133 0.1	109 0.2	121 0.3	142 0.4	127 0.1	130 0.1	138 0.2	134 0.2	140 0.2	110 0.1	116 0.2	
Lap 2	122	112 0.3	107 0.3	146 0.2	101 0.1	120 0.6	111 0.4	137 0.2	148 0.0	133 0.1	109 0.1	121 0.2	142 0.2	127 0.2	130 0.2	138 0.2	134 0.3	116 0.4	140 0.1	110 6.5	
Lap 3	122	112 0.2	101 0.5	146 0.3	107 0.2	120 0.3	111 0.1	148 0.4	137 0.8	109 0.2	133 0.2	121 0.3	142 0.3	127 0.3	130 0.0	134 0.1	140 0.1	138 0.3	116 0.2	110 5.8	
Lap 4	122	112 0.3	101 0.6	146 0.4	107 0.4	111 0.4	120 0.2	148 0.1	137 1.0	109 0.2	133 0.3	130 1.2	142 0.2	121 0.2	127 0.2	134 0.1	138 0.6	116 0.1	140 0.1	110 4.6	
Lap 5	122	112 0.2	101 0.5	146 0.7	107 0.4	111 0.2	148 0.2	120 0.4	109 1.3	137 0.6	133 0.0	130 0.7	142 0.2	121 0.1	127 0.4	134 0.2	138 0.1	116 0.3	140 0.3	110 4.7	
Lap 6	122	112 0.3	101 0.4	146 0.9	111 0.6	148 0.3	107 0.3	120 0.1	109 1.0	137 1.4	130 0.6	142 0.4	133 0.0	121 0.1	127 0.1	134 0.2	138 0.1	116 0.1	140 0.2	110 4.8	
Lap 7	122	112 0.4	101 0.3	146 1.3	111 0.4	148 0.1	107 0.7	120 0.1	109 0.6	137 1.8	130 0.5	142 0.7	133 0.1	121 0.0	127 0.3	134 0.2	138 0.1	116 0.1	140 0.1	110 4.8	
Lap 8	122	112 0.5	101 0.1	146 1.5	111 0.3	148 0.1	107 0.9	120 0.3	109 0.1	137 2.2	130 0.5	121 1.9	133 0.1	127 0.0	134 0.0	142 0.3	138 0.1	116 0.0	140 0.1	110 4.3	
Lap 9	122	112 0.6	101 0.1	146 1.8	148 0.5	111 0.0	107 0.8	109 0.1	120 0.3	137 2.1	130 0.5	121 2.0	133 0.3	127 0.3	134 0.2	142 0.1	138 0.0	116 0.2	140 0.1	110 4.1	
Lap 10	122	112 0.5	101 0.2	146 2.0	148 0.1	111 0.2	109 1.4	107 0.2	120 0.1	137 1.9	130 0.5	133 2.6	121 0.0	127 0.2	134 0.5	142 0.1	138 0.0	116 0.3	140 0.1	110 3.9	
Lap 11	122	112 0.6	101 0.2	146 2.4	148 0.2	111 0.1	109 0.9	107 0.6	120 0.2	137 1.8	130 0.4	133 2.9	121 0.2	127 0.2	116 2.3	140 0.2	110 2.7	138 4.7			
Lap 12	122	112 0.6	101 0.2	146 2.6	148 0.2	111 0.1	109 0.6	107 1.0	120 0.2	137 1.7	130 0.5	133 2.8	121 0.3	127 0.2	116 3.0	140 0.1	110 2.5	138 4.6			
Lap 13	122	112 0.3	101 0.3	148 3.0	111 1.5	109 0.2	146 0.1	107 0.0	120 0.2	137 1.5	130 0.5	133 3.0	121 0.3	127 0.2	116 4.3	140 0.2	110 1.1	138 4.2			



KZ2

PREFINAL A (PFA) Analysis

For information purposes. No official / regulatory value

Laps	Sector 1	Sector 2	Sector 3	Spd	Lap Time
No.133 HAVERKORT KAS					
1	27.868	18.706	14.330	114,2	1:00.904
2	25.566	17.791	14.427	114,9	57.784
3	26.605	17.740	13.883	115,3	58.228
4	25.852	17.751	13.805	114,0	57.408
5	25.271	17.907	14.563	113,3	57.741
6	26.725	17.987	14.092	115,8	58.804
7	25.700	17.809	14.110	114,7	57.619
8	25.940	18.010	14.538	112,7	58.488
9	25.724	17.775	14.011	113,7	57.510
10	25.457	17.811	14.317	111,9	57.585
11	25.695	17.857	14.020	112,3	57.572
12	25.546	17.804	14.050	112,7	57.400
13	25.677	17.813	14.148	112,2	57.638
No.134 MIZZONI MIRKO					
1	28.177	18.365	15.091	114,3	1:01.633
2	25.830	17.816	14.106	114,0	57.752
3	26.002	17.805	14.052	114,6	57.859
4	25.545	18.131	14.487	114,6	58.163
5	25.659	17.793	14.016	113,6	57.468
6	25.541	17.909	14.116	114,9	57.566
7	25.745	17.875	14.108	114,6	57.728
8	25.852	17.888	14.186	113,6	57.926
9	25.966	17.935	14.132	114,3	58.033
10	25.700	17.944	14.165	114,6	57.809
No.137 POLLINI GIACOMO					
1	27.839	18.193	14.379	113,9	1:00.411
2	25.865	17.842	14.521	114,3	58.228
3	26.315	17.763	13.959	114,6	58.037
4	25.417	17.837	13.957	114,3	57.211
5	25.388	18.346	14.576	112,5	58.310
6	25.947	17.789	14.002	113,7	57.738
7	25.412	17.848	13.987	113,9	57.247
8	25.489	17.822	14.029	113,6	57.340
9	25.506	17.781	13.973	114,0	57.260
10	25.504	17.837	13.989	114,7	57.330
11	25.498	17.846	14.001	113,9	57.345
12	25.549	17.828	13.983	114,5	57.360
13	25.513	17.791	14.074	113,2	57.378
No.138 VAN WALSTIJN SENNA					
1	28.373	18.443	14.925	114,3	1:01.741
2	25.818	17.819	13.954	116,5	57.591
3	26.533	18.201	13.917	115,9	58.651
4	25.506	18.071	14.811	114,3	58.388
5	25.431	17.646	13.914	116,2	56.991
6	25.530	17.940	14.049	117,1	57.519
7	25.836	17.835	14.069	116,7	57.740
8	25.843	18.026	14.371	115,6	58.240
9	25.943	17.845	14.070	117,6	57.858
10	25.791	17.871	14.085	117,8	57.747
11	26.733	18.117	22.226	113,3	1:07.076
12	26.041	17.769	13.935	114,5	57.745
13	25.544	17.782	13.890	114,0	57.216
No.140 PUTYATIN SLAVIK					
1	27.926	18.871	14.387	114,2	1:01.184
2	25.738	17.766	14.568	111,9	58.072
3	25.507	17.896	13.978	115,6	57.381

Laps	Sector 1	Sector 2	Sector 3	Spd	Lap Time
4	25.603	18.230	15.175	115,3	59.008
5	25.651	17.787	13.949	114,7	57.387
6	25.437	17.775	14.031	115,2	57.243
7	25.713	17.870	14.016	115,5	57.599
8	25.850	18.057	14.262	115,9	58.169
9	26.005	17.946	14.101	115,2	58.052
10	25.753	17.948	14.154	115,2	57.855
11	26.342	18.134	14.533	114,7	59.009
12	26.048	17.805	14.262	115,8	58.115
13	26.007	18.663	14.339	112,5	59.009
No.142 HUBERT PETIT					
1	28.023	18.495	14.810	113,9	1:01.328
2	25.605	17.636	14.106	114,5	57.347
3	26.267	17.982	14.047	114,7	58.296
4	25.641	18.386	14.215	113,7	58.242
5	25.501	17.658	14.055	114,2	57.214
6	25.648	17.914	14.173	114,2	57.735
7	25.569	17.837	14.148	113,9	57.554
8	25.906	18.839	14.372	113,6	59.117
9	25.813	17.909	14.174	113,2	57.896
10	25.645	17.922	14.163	115,3	57.730
No.146 PEX JORRIT					
1	27.421	17.909	14.292	114,6	59.622
2	26.367	17.686	14.009	114,9	58.062
3	25.724	17.688	14.033	114,6	57.445
4	25.334	17.667	13.970	114,7	56.971
5	25.390	17.707	14.091	114,2	57.188
6	25.456	17.666	14.040	114,0	57.162
7	25.454	17.718	14.052	113,9	57.224
8	25.449	17.734	14.042	113,9	57.225
9	25.450	17.708	14.020	114,3	57.178
10	25.526	17.833	14.005	114,3	57.364
11	25.436	17.943	14.084	113,9	57.463
12	25.545	17.774	14.035	113,9	57.354
13	26.100	18.173	15.280	113,9	59.553
No.148 PEX STAN					
1	27.986	18.255	14.297	115,5	1:00.538
2	25.561	17.735	14.480	116,5	57.776
3	25.594	17.638	13.931	115,6	57.163
4	25.256	17.799	13.947	116,2	57.002
5	25.352	17.612	13.887	115,6	56.851
6	25.327	17.946	13.931	116,1	57.204
7	25.299	17.576	13.990	115,0	56.865
8	25.456	17.639	13.965	116,5	57.060
9	25.467	17.805	14.025	115,3	57.297
10	25.382	17.660	13.960	116,2	57.002
11	25.435	18.024	14.068	115,9	57.527
12	25.515	17.758	14.063	115,5	57.336
13	25.578	17.735	14.043	114,0	57.356





KZ2

PREFINAL A (PFA)

Document 24

Starting Grid

140	PUTYATIN SLAVIK Sodikart / TM RACING / BRIDG		11	116	MOOR MARK VILLEM Sodikart / TM RACING / BRIDG	
110	VILLAGOMEZ RAFAEL BirelArt / TM RACING / BRIDG		10	130	SKARAS EMIL ENERGY / TM RACING / BRIDG	
142	HUBERT PETIT Sodikart / TM RACING / BRIDG		9	134	MIZZONI MIRKO ITALCORSE / TM RACING / BRIDG	
138	VAN WALSTIJN SENNA KR / TM RACING / BRIDG		8	127	TORSELLINI MIRKO KR / IAME / BRIDG	
148	PEX STAN KR / TM RACING / BRIDG		7	109	CELENTA FRANCESCO PRAGA / IAME / BRIDG	
133	HAVERKORT KAS CRG / TM RACING / BRIDG		6	121	LOUBERE PIERRE BirelArt / TM RACING / BRIDG	
137	POLLINI GIACOMO FORMULA K / TM RACING / BRIDG		5	101	LAMMERS BAS Sodikart / TM RACING / BRIDG	
120	DENNER EMILIE Sodikart / TM RACING / BRIDG		4	107	PICCINI ALESSIO TONY KART / VORTEX / BRIDG	
146	PEX JORRIT KR / TM RACING / BRIDG		3	111	KREMERS MARIJN BirelArt / TM RACING / BRIDG	
122	LONGHI RICCARDO BirelArt / TM RACING / BRIDG		2	112	IRLANDO ALEX BirelArt / TM RACING / BRIDG	
115	CAMPLESE LORENZO TONY KART / VORTEX / BRIDG		1			

POLE POSITION





WSK EURO SERIES

CIRCUITO INT. NAPOLI

28/31 MARCH 2019 KZ2

**KZ2**

Qualifying Heats (QH) Results

Document 23 OFFICIAL

Rnk	No.	Entrant	Nat	Driver	Nat	QP	A-B	C-D	A-C	B-D	A-D	B-C	Points	Group
1	115	SC Performance	ITA	CAMPLESE LORENZO	ITA	1	0	-	0	-	4	-	4	A
2	144	Sodikart	FRA	ABBASSE ANTHONY	FRA	6	2	-	-	2	-	0	4	B
3	112	BIREL ART RACING	ITA	IRLANDO ALEX	ITA	4	-	4	-	4	0	-	8	A
4	104	TONY KART RACING TEAM	ITA	VIGANO' MATTEO	ITA	5	4	-	2	-	3	-	9	B
5	122	BIREL ART RACING	ITA	LONGHI RICCARDO	ITA	8	-	2	-	5	2	-	9	A
6	151	TONY KART RACING TEAM	ITA	ARDIGO' MARCO	ITA	7	-	7	4	-	-	2	13	B
7	111	BIREL ART RACING	ITA	KREMERS MARIJN	NLD	16	-	5	-	3	5	-	13	A
8	102	Sodikart	FRA	RENAUDIN ADRIEN	FRA	2	3	-	-	9	-	3	15	B
9	146	KR MOTORSPORT	ITA	PEX JORRIT	NLD	12	-	6	-	0	9	-	15	A
10	108	FORMULA K RACING TEAM	ITA	IGLESIAS JEREMY	FRA	9	5	-	5	-	6	-	16	B
11	107	TONY KART RACING TEAM	ITA	PICCINI ALESSIO	ITA	19	-	9	6	-	-	4	19	A
12	103	TONY KART RACING TEAM	ITA	PUHAKKA SIMO	FIN	25	6	-	8	-	7	-	21	B
13	120	CPB SPORT	FRA	DENNER EMILIE	FRA	13	7	-	7	-	10	-	24	A
14	114	BIREL ART RACING	ITA	MARSEGLIA LEONARDO	ITA	18	11	-	-	8	-	5	24	B
15	101	Sodikart	FRA	LAMMERS BAS	NLD	15	-	3	3	-	-	20	26	A
16	136	MANETTI MOTORSPORT	ITA	BOSCO LUCA	ITA	11	-	12	9	-	-	6	27	B
17	137	NGM MOTORSPORT	ITA	POLLINI GIACOMO	ITA	17	9	-	11	-	8	-	28	A
18	124	Renda Motorsport	ITA	FUSCO GIUSEPPE	ITA	10	10	-	-	6	-	15	31	B
19	121	BIREL ART RACING	ITA	LOUBERE PIERRE	FRA	23	-	10	12	-	-	9	31	A
20	126	KR MOTORSPORT	ITA	DREEZEN RICK	BEL	26	14	-	-	10	-	7	31	B
21	133	CRG Keijzer Racing	NLD	HAVERTKORT KAS	NLD	14	8	-	-	11	-	13	32	A
22	117	CPB SPORT	FRA	NOMBLLOT JEAN	FRA	27	-	8	13	-	-	11	32	B
23	109	PRAGA RACING TEAM	ITA	CELENTA FRANCESCO	ITA	3	-	0	16	-	-	21	37	A
24	132	MEC KART MANUFACTURING	ITA	PALOMBA GIUSEPPE	ITA	21	16	-	10	-	11	-	37	B
25	148	KR MOTORSPORT	ITA	PEX STAN	NLD	42	22	-	-	7	-	8	37	A
26	106	Kosmic Racing Departement	ITA	EVARD PAUL	FRA	31	-	13	15	-	-	10	38	B
27	127	KR MOTORSPORT	ITA	TORSELLINI MIRKO	ITA	22	15	-	-	13	-	12	40	A
28	128	ENERGY CORSE	ITA	SJOKVIST ISAK	SVK	32	-	11	-	15	14	-	40	B
29	138	KR MOTORSPORT	ITA	VAN WALSTIJN SENNA	NLD	36	-	14	-	12	17	-	43	A
30	125	KR MOTORSPORT	ITA	TONTERI PAAVO	FIN	33	12	-	18	-	15	-	45	B
31	134	ITALCORSE RACING TEAM	ITA	MIZZONI MIRKO	ITA	29	13	-	14	-	19	-	46	A
32	139	NOVALUX RACING TEAM	ITA	LUNDBERG DOUGLAS	SVK	37	17	-	17	-	13	-	47	B
33	142	CPB SPORT	FRA	HUBERT PETIT	FRA	40	-	15	-	16	16	-	47	A
34	135	MANETTI MOTORSPORT	ITA	PIZZI FRANCESCO	ITA	20	-	16	-	14	18	-	48	B
35	130	ENERGY CORSE	ITA	SKARAS EMIL	SVK	28	-	20	-	17	12	-	49	A
36	118	SC Performance	ITA	TEMPERINI FRANCESCO	ITA	35	-	17	19	-	-	14	50	B
37	110	BIREL ART RACING KSW	AUT	VILLAGOMEZ RAFAEL	MEX	30	20	-	-	19	-	16	55	A
38	123	KR MOTORSPORT	ITA	BIZZOTTO LEONARDO	ITA	38	18	-	-	18	-	19	55	B
39	116	CPB SPORT	FRA	MOOR MARK VILLEM	EST	34	19	-	-	21	-	17	57	A
40	129	MK Racing	GBR	MNOMBELI MIHLALI	ZAF	39	-	19	21	-	-	18	58	B
41	140	CPB SPORT	FRA	PUTYATIN SLAVIK	UKR	24	-	18	-	20	21	-	59	A
42	131	CRG Keijzer Racing	NLD	LOPEZ MARC	ESP	41	21	-	20	-	20	-	61	B
43	105	Kosmic Racing Departement	ITA	BENGTSSON AXEL	SVK	-	-	23	23	-	-	23	69	A



KZ2

Eliminatory HEAT B-C

Results

Document 22.1 OFFICIAL

Rnk	No.	Entrant	Nat	Driver	Nat	Equipment	Laps	Time	Gap	Interv.	Best Lap	Penalty	Points
1 ▲2	144	Sodikart		ABBASSE ANTHONY		Sodikart / TM RACING / BRIDG	10	9:37.527			57.022		0
2 ▲2	151	TONY KART RACING TEAM		ARDIGO' MARCO		TONY KART / VORTEX / BRIDG	10	9:38.161	0.634	0.634	56.974		2
3 ▼2	102	Sodikart		RENAUDIN ADRIEN		Sodikart / TM RACING / BRIDG	10	9:38.917	1.390	0.756	57.151		3
4 ▲6	107	TONY KART RACING TEAM		PICCINI ALESSIO		TONY KART / VORTEX / BRIDG	10	9:41.287	3.760	2.370	57.335		4
5 ▲4	114	BIREL ART RACING		MARSEGLIA LEONARDO		BirelArt / TM RACING / BRIDG	10	9:41.595	4.068	0.308	57.151		5
6 =	136	MANETTI MOTORSPORT		BOSCO LUCA		TONY KART / VORTEX / BRIDG	10	9:42.343	4.816	0.748	57.370		6
7 ▲6	126	KR MOTORSPORT		DREEZEN RICK		KR / IAME / BRIDG	10	9:42.705	5.178	0.362	57.280		7
8 ▲13	148	KR MOTORSPORT		PEX STAN		KR / TM RACING / BRIDG	10	9:43.591	6.064	0.886	56.785		8
9 ▲3	121	BIREL ART RACING		LOUBERE PIERRE		BirelArt / TM RACING / BRIDG	10	9:43.942	6.415	0.351	57.409		9
10 ▲6	106	Kosmic Racing Departement		EVARD PAUL		Kosmic / VORTEX / BRIDG	10	9:44.142	6.615	0.200	57.267		10
11 ▲3	117	CPB SPORT		NOMBLLOT JEAN		Sodikart / TM RACING / BRIDG	10	9:46.733	9.206	2.591	57.282		11
12 ▼1	127	KR MOTORSPORT		TORSELLINI MIRKO		KR / IAME / BRIDG	10	9:47.167	9.640	0.434	57.314		12
13 ▼6	133	CRG Keijzer Racing		HAVERKORT KAS		CRG / TM RACING / BRIDG	10	9:50.114	12.587	2.947	57.207		13
14 ▲4	118	SC Performance		TEMPERINI FRANCESCO		TONY KART / VORTEX / BRIDG	10	9:51.372	13.845	1.258	57.786		14
15 ▼10	124	Renda Motorsport		FUSCO GIUSEPPE		BirelArt / VORTEX / BRIDG	10	9:52.979	15.452	1.607	57.131		15
16 ▼1	110	BIREL ART RACING KSW		VILLAGOMEZ RAFAEL		BirelArt / TM RACING / BRIDG	10	9:50.515	17.988	2.536	57.739	+5.000	16
17 =	116	CPB SPORT		MOOR MARK VILLEM		Sodikart / TM RACING / BRIDG	10	9:51.782	19.255	1.267	57.776	+5.000	17
18 ▲2	129	MK Racing		MNOMBELI MIHLALI		TONY KART / VORTEX / BRIDG	10	9:59.305	21.778	2.523	58.439		18
19 =	123	KR MOTORSPORT		BIZZOTTO LEONARDO		KR / IAME / BRIDG	10	9:50.989	23.462	1.684	57.728	+10.000	19
20 ▼12	101	Sodikart		LAMMERS BAS		Sodikart / TM RACING / BRIDG	8	7:43.810	2 Laps	2 Laps	57.114		20
21 ▼19	109	PRAGA RACING TEAM		CELENTA FRANCESCO		PRAGA / IAME / BRIDG	2	2:08.132	8 Laps	6 Laps	1:00.761		21

No.110 VILLAGOMEZ RAFAEL : Time penalty of 5 s for incorrectly installed front fairing or incorrect position of front fairing. According to Stewards' Decision No.60.

No.116 MOOR MARK VILLEM : Time penalty of 5 s for incorrectly installed front fairing or incorrect position of front fairing. According to Stewards' Decision No.61.

No.123 BIZZOTTO LEONARDO : Time penalty of 10 s for incorrectly installed front fairing or incorrect position of front fairing. According to Stewards' Decision No.59.

Not Classified

	105	Kosmic Racing Departement		BENGTSSON AXEL		Kosmic / VORTEX / BRIDG					DNS		23
--	-----	---------------------------	--	----------------	--	-------------------------	--	--	--	--	-----	--	----

Leaders : No.102 RENAUDIN ADRIEN (1-1) / No.151 ARDIGO' MARCO (2-3) / No.144 ABBASSE ANTHONY (4-10)

Start Time : 30/03 - 15:59:21

Best Lap : No.148 PEX STAN 56.785 98,07 Kph

Weather : Sunny Air : 21°C Track : Dry

Event Record : No.115 CAMPLESE LORENZO 56.286 98,94 Kph



DOCUMENT N° 61
DÉCISION DES COMMISSAIRES SPORTIFS
STEWARDS' DECISION

PÉNALITÉ INFLIGÉE AU CONCURRENT (NOM) : **CPB SPORT**
 PENALTY INFLICTED UPON THE ENTRANT (NAME):
 NATIONALITÉ / NATIONALITY: **FRA**
 N°: **116** PILOTE : **MOOR MARK VILLEM**
 No.: DRIVER :

Concerne la partie de l'Épreuve : **KZZ - Eliminary HEAT B-C**
 Concerns the part of the event:

ÉNONCÉ / STATEMENT:
5 s time penalty in the session mentioned above.

MOTIF / REASON:
 The front fairing of kart mentioned above was not in the correct position (according to technical drawing no. 2d) when the chequered flag was waved and the kart concerned crossed the finish line.
 The Stewards impose this penalty after receiving of the relevant report of Judge of Facts and in application of the Art 2.3.3 General Prescriptions CIK-FIA 2019 and the relevant Bulletins.
 and in application of the bulletins c of the rpg of the WSK.

Décision annoncée Date / Date: **30/03/2019** Heure / Time: **16:32**
Decision announced

	Nom / Name	Signature
Président du Collège / Chairman of the Panel:		
Di Bari Oronzo (ITA) :	
Membres du Collège / Members of the Panel:		
Giorgione Nicola (ITA) :	
Spano' Angela (ITA) :	

NOTIFICATION AU CONCURRENT CONCERNÉ / NOTIFICATION TO THE RELEVANT ENTRANT

Je soussigné :
 I undersigned: Nom personnel / personal name

Représentant du Concurrent : **CPB SPORT**
 Representing the Entrant: Nom du Concurrent / Entrant's name

Certifie avoir reçu notification du document N° **61** des Commissaires Sportifs de l'Épreuve.
 Certify that I have been notified of document No. by the Stewards of the Meeting.

Date : Heure / Time: Signature :



DOCUMENT N° 60

DÉCISION DES COMMISSAIRES SPORTIFS
STEWARDS' DECISION

PÉNALITÉ INFLIGÉE AU CONCURRENT (NOM) : **BIREL ART RACING KSW**
PENALTY INFLICTED UPON THE ENTRANT (NAME):

NATIONALITÉ / NATIONALITY: **AUT**

N°: **110**
No.:

PILOTE : **VILLAGOMEZ RAFAEL**
DRIVER :

Concerne la partie de l'Épreuve : **KZ2 - Eliminary HEAT B-C**
Concerns the part of the event:

ÉNONCÉ / STATEMENT:

5 s time penalty in the session mentioned above.

MOTIF / REASON:

The front fairing of kart mentioned above was not in the correct position (according to technical drawing no. 2d) when the chequered flag was waved and the kart concerned crossed the finish line.
The Stewards impose this penalty after receiving of the relevant report of Judge of Facts and in application of the Art 2.3.3 General Prescriptions CIK-FIA 2019 and the relevant Bulletins.
and in application of the bulletins c of the rpg of the WSK.

Décision annoncée
Decision announced

Date / Date: **30/03/2019**

Heure / Time: **16:32**

Nom / Name

Signature

Président du Collège / Chairman of the Panel:

Di Bari Oronzo (ITA) :

Membres du Collège / Members of the Panel:

Giorgione Nicola (ITA) :

Spano' Angela (ITA) :

NOTIFICATION AU CONCURRENT CONCERNÉ / NOTIFICATION TO THE RELEVANT ENTRANT

Je soussigné :
I undersigned: Nom personnel / personal name

Représentant du Concurrent : **BIREL ART RACING KSW**
Representing the Entrant: Nom du Concurrent / Entrant's name

Certifie avoir reçu notification du document N° **60** des Commissaires Sportifs de l'Épreuve.
Certify that I have been notified of document No. by the Stewards of the Meeting.

Date : Heure / Time: Signature :



DOCUMENT N° 59

DÉCISION DES COMMISSAIRES SPORTIFS
STEWARDS' DECISION

PÉNALITÉ INFLIGÉE AU CONCURRENT (NOM) : **KR MOTORSPORT**
PENALTY INFLICTED UPON THE ENTRANT (NAME):

NATIONALITÉ / NATIONALITY: **ITA**

N°: **123**
No.:

PILOTE : **BIZZOTTO LEONARDO**
DRIVER :

Concerne la partie de l'Épreuve : **KZ2 - Eliminary HEAT B-C**
Concerns the part of the event:

ÉNONCÉ / STATEMENT:

10 s time penalty in the session mentioned above.

MOTIF / REASON:

The front fairing of kart mentioned above was not in the correct position (according to technical drawing no. 2d) when the chequered flag was waved and the kart concerned crossed the finish line.
The Stewards impose this penalty after receiving of the relevant report of Judge of Facts and in application of the Art 2.3.3 General Prescriptions CIK-FIA 2019 and the relevant Bulletins.
and in application of the bulletins c of the rpg of the WSK.

Décision annoncée
Decision announced

Date / Date: **30/03/2019**

Heure / Time: **16:31**

Nom / Name

Signature

Président du Collège / *Chairman of the Panel:*

Di Bari Oronzo (ITA) :

Membres du Collège / *Members of the Panel:*

Giorgione Nicola (ITA) :

Spano' Angela (ITA) :

NOTIFICATION AU CONCURRENT CONCERNÉ / NOTIFICATION TO THE RELEVANT ENTRANT

Je soussigné :
I undersigned: Nom personnel / *personal name*

Représentant du Concurrent : **KR MOTORSPORT**
Representing the Entrant: Nom du Concurrent / *Entrant's name*

Certifie avoir reçu notification du document N° **59** des Commissaires Sportifs de l'Épreuve.
Certify that I have been notified of document No. by the Stewards of the Meeting.

Date : Heure / Time: Signature :

KZ2

Eliminatory HEAT B-C

For information purposes. No official / regulatory value

Lap Chart

	1	2	3	4	5	6	7	8	9	10	11	12	13	14	15	16	17	18	19	20	21	22
Grid	102	109	144	151	124	136	133	101	114	107	127	121	126	117	110	106	116	118	123	129	148	105
Start	102	109	151	144	101	124	136	107	121	114	133	117	127	126	110	106	118	148	116	123	129	
Lap 1 <small>Interval</small>	102	151 0.1	144 0.0	101 0.1	109 0.3	124 0.0	107 0.4	121 0.2	136 0.2	114 0.8	117 0.2	126 0.2	106 0.4	110 0.3	127 0.0	118 0.1	123 0.2	148 0.1	116 0.2	133 0.0	129 1.1	
Lap 2	151	144 0.0	101 0.4	102 0.1	107 0.8	121 0.4	136 0.3	114 0.2	126 0.6	106 1.0	117 0.8	127 0.0	110 0.2	148 0.2	123 0.3	118 0.2	116 0.2	133 0.1	129 1.2	109 0.3	124 6.2	
Lap 3	151	144 0.0	101 0.3	102 0.3	107 1.1	121 0.3	136 0.1	114 0.1	126 0.7	106 1.1	148 2.0	110 0.3	117 0.1	127 0.3	123 0.1	118 0.2	116 0.1	133 0.1	129 1.9	124 4.6		
Lap 4	144	151 0.2	101 0.0	102 0.4	107 1.3	136 0.5	114 0.6	121 0.1	126 0.1	106 1.1	148 1.6	110 1.1	117 0.1	127 0.1	123 0.5	118 0.3	133 0.2	116 0.3	129 2.6	124 2.5		
Lap 5	144	151 0.2	101 0.1	102 0.4	107 1.5	136 0.4	114 0.6	121 0.3	126 0.1	106 1.1	148 1.4	117 1.5	127 0.3	110 0.7	123 0.4	118 0.2	133 0.2	116 0.1	129 3.8	124 0.5		
Lap 6	144	151 0.2	101 0.1	102 0.5	107 1.8	136 0.3	114 0.4	126 0.7	121 0.2	106 0.7	148 1.0	117 1.9	127 0.2	110 1.2	123 0.3	118 0.3	133 0.0	116 0.2	124 4.4	129 0.5		
Lap 7	144	151 0.1	101 0.1	102 0.4	107 2.0	136 0.3	114 0.2	126 0.9	121 0.3	106 0.6	148 0.8	117 2.2	127 0.2	110 1.6	133 0.8	123 0.1	118 0.0	116 0.2	124 3.6	129 2.1		
Lap 8	144	101 0.3	151 0.0	102 0.4	107 2.1	114 0.7	136 0.2	126 0.6	121 0.3	106 0.4	148 0.3	117 2.8	127 0.1	110 2.1	133 0.2	123 0.7	118 0.2	116 0.2	124 2.7	129 3.5		
Lap 9	144	151 0.6	102 0.4	107 2.2	114 0.5	136 0.5	126 0.5	121 0.5	148 0.3	106 0.4	117 2.7	127 0.3	110 2.8	133 0.1	123 0.5	118 0.3	116 0.4	124 1.8	129 4.8			
Lap 10	144	151 0.6	102 0.7	107 2.3	114 0.3	136 0.7	126 0.3	148 0.8	121 0.3	106 0.2	117 2.5	127 0.4	133 2.9	110 0.4	123 0.4	118 0.3	116 0.4	124 1.1	129 6.3			



WSK EURO SERIES

CIRCUITO INT. NAPOLI

28/31 MARCH 2019 **KZ2**



KZ2

Eliminatory HEAT B-C

Analysis

For information purposes. No official / regulatory value

Laps	Sector 1	Sector 2	Sector 3	Spd	Lap Time
No.133 HAVERKORT KAS					
1	29.793	18.952	14.792	114,7	1:03.537
2	27.048	18.433	14.060	115,3	59.541
3	26.950	17.882	14.029	115,5	58.861
4	25.946	18.336	14.041	113,6	58.323
5	25.676	18.375	14.123	115,0	58.174
6	25.697	17.867	14.184	116,1	57.748
7	25.520	17.838	14.399	112,0	57.757
8	25.447	17.827	13.933	114,3	57.207
9	25.576	18.040	14.419	115,2	58.035
10	25.447	17.917	14.070	112,2	57.434
No.136 BOSCO LUCA					
1	28.597	18.154	14.175	114,5	1:00.926
2	25.879	18.289	14.128	114,0	58.296
3	25.650	17.777	14.109	115,3	57.536
4	25.626	17.833	14.021	115,2	57.480
5	25.619	17.743	14.054	115,3	57.416
6	25.477	17.794	14.102	114,2	57.373
7	25.544	17.754	14.072	115,6	57.370
8	25.521	17.864	14.581	114,9	57.966
9	25.584	17.837	14.028	115,0	57.449
10	25.474	17.826	14.135	114,3	57.435
No.144 ABBASSE ANTHONY					
1	27.642	18.087	14.308	116,5	1:00.037
2	25.809	17.775	13.999	117,0	57.583
3	25.567	17.769	14.056	117,1	57.392
4	25.497	17.747	13.967	114,6	57.211
5	25.566	17.646	13.952	114,9	57.164
6	25.541	17.725	13.920	114,7	57.186
7	25.493	17.733	13.973	115,2	57.199
8	25.581	17.666	13.937	114,6	57.184
9	25.434	17.700	13.950	114,6	57.084
10	25.397	17.656	13.969	114,5	57.022
No.148 PEX STAN					
1	29.102	18.499	14.801	115,0	1:02.402
2	26.566	18.199	14.052	116,7	58.817
3	26.308	17.974	14.071	114,6	58.353
4	25.537	17.739	13.980	114,9	57.256
5	25.545	17.756	13.951	115,2	57.252
6	25.404	17.651	13.909	115,8	56.964
7	25.494	17.617	13.976	116,1	57.087
8	25.371	17.561	13.853	117,0	56.785
9	25.350	17.718	13.980	116,5	57.048
10	25.412	17.860	14.013	115,6	57.285
No.151 ARDIGO' MARCO					
1	27.527	18.181	14.315	115,0	1:00.023
2	25.696	17.840	14.039	115,2	57.575
3	25.503	17.850	14.042	115,2	57.395
4	25.740	17.808	13.995	116,2	57.543
5	25.521	17.739	13.915	115,8	57.175
6	25.483	17.722	13.939	116,1	57.144
7	25.494	17.733	13.935	116,1	57.162
8	25.614	17.676	14.184	115,5	57.474
9	25.598	17.778	13.928	115,3	57.304
10	25.405	17.646	13.923	115,2	56.974



148	PEX STAN KR / TM RACING / BRIDG		11	105	BENGTSSON AXEL Kosmic / VORTEX / BRIDG	
123	BIZZOTTO LEONARDO KR / IAME / BRIDG		10	129	MNOMBELI MIHLALI TONY KART / VORTEX / BRIDG	
116	MOOR MARK VILLEM Sodikart / TM RACING / BRIDG		9	118	TEMPERINI FRANCESCO TONY KART / VORTEX / BRIDG	
110	VILLAGOMEZ RAFAEL BirelArt / TM RACING / BRIDG		8	106	EVARD PAUL Kosmic / VORTEX / BRIDG	
126	DREEZEN RICK KR / IAME / BRIDG		7	117	NOMBLLOT JEAN Sodikart / TM RACING / BRIDG	
127	TORSELLINI MIRKO KR / IAME / BRIDG		6	121	LOUBERE PIERRE BirelArt / TM RACING / BRIDG	
114	MARSEGLIA LEONARDO BirelArt / TM RACING / BRIDG		5	107	PICCINI ALESSIO TONY KART / VORTEX / BRIDG	
133	HAVORKORT KAS CRG / TM RACING / BRIDG		4	101	LAMMERS BAS Sodikart / TM RACING / BRIDG	
124	FUSCO GIUSEPPE BirelArt / VORTEX / BRIDG		3	136	BOSCO LUCA TONY KART / VORTEX / BRIDG	
144	ABBASSE ANTHONY Sodikart / TM RACING / BRIDG		2	151	ARDIGO' MARCO TONY KART / VORTEX / BRIDG	
102	RENAUDIN ADRIEN Sodikart / TM RACING / BRIDG		1	109	CELENTA FRANCESCO PRAGA / IAME / BRIDG	

POLE POSITION





KZ2

Eliminatory HEAT A-D

Results

Document 21.1 OFFICIAL

Rnk	No.	Entrant	Nat	Driver	Nat	Equipment	Laps	Time	Gap	Interv.	Best Lap	Penalty	Points	
1	▲1	112	BIREL ART RACING	ITA	IRLANDO ALEX	ITA	BirelArt / TM RACING / BRIDG	10	9:36.953				0	
2	▲2	122	BIREL ART RACING	ITA	LONGHI RICCARDO	ITA	BirelArt / TM RACING / BRIDG	10	9:37.252	0.299	0.299	57.073	2	
3	▬	104	TONY KART RACING TEAM	ITA	VIGANO' MATTEO	ITA	TONY KART / VORTEX / BRIDG	10	9:37.521	0.568	0.269	57.092	3	
4	▼3	115	SC Performance	ITA	CAMPLESE LORENZO	ITA	TONY KART / VORTEX / BRIDG	10	9:37.695	0.742	0.174	57.099	4	
5	▲3	111	BIREL ART RACING	ITA	KREMERS MARIJN	NLD	BirelArt / TM RACING / BRIDG	10	9:38.260	1.307	0.565	57.123	5	
6	▼1	108	FORMULA K RACING TEAM	ITA	IGLESIAS JEREMY	GBR	FORMULA K / IAME / BRIDG	10	9:38.646	1.693	0.386	57.178	6	
7	▲6	103	TONY KART RACING TEAM	ITA	PUHAKKA SIMO	FIN	TONY KART / VORTEX / BRIDG	10	9:39.382	2.429	0.736	56.908	7	
8	▲1	137	NGM MOTORSPORT	ITA	POLLINI GIACOMO	ITA	FORMULA K / TM RACING / BRIDG	10	9:41.883	4.930	2.501	57.383	8	
9	▼3	146	KR MOTORSPORT	ITA	PEX JORRIT	NLD	KR / TM RACING / BRIDG	10	9:42.414	5.461	0.531	57.301	9	
10	▼3	120	CPB SPORT	GBR	DENNER EMILIEN	GBR	Sodikart / TM RACING / BRIDG	10	9:42.675	5.722	0.261	57.233	10	
11	▬	132	MEC KART MANUFACTURING	ITA	PALOMBA GIUSEPPE	ITA	CROCPROMOTION / TM RACING	10	9:43.199	6.246	0.524	57.407	11	
12	▲2	130	ENERGY CORSE	ITA	SKARAS EMIL	SWE	ENERGY / TM RACING / BRIDG	10	9:43.637	6.684	0.438	57.305	12	
13	▲6	139	NOVALUX RACING TEAM	ITA	LUNDBERG DOUGLAS	SWE	LUXOR / LKE / BRIDG	10	9:45.850	8.897	2.213	57.624	13	
14	▲2	128	ENERGY CORSE	ITA	SJOKVIST ISAK	SWE	ENERGY / TM RACING / BRIDG	10	9:47.433	10.480	1.583	57.889	14	
15	▲2	125	KR MOTORSPORT	ITA	TONTERI PAAVO	FIN	KR / IAME / BRIDG	10	9:47.607	10.654	0.174	57.447	15	
16	▲4	142	CPB SPORT	GBR	HUBERT PETIT	GBR	Sodikart / TM RACING / BRIDG	10	9:48.110	11.157	0.503	57.625	16	
17	▲1	138	KR MOTORSPORT	ITA	VAN WALSTIJN SENNA	NLD	KR / TM RACING / BRIDG	10	9:44.216	12.263	1.106	57.168	+5.000	17
18	▼8	135	MANETTI MOTORSPORT	ITA	PIZZI FRANCESCO	ITA	TONY KART / TM RACING / BRIDG	10	9:44.617	12.664	0.401	57.306	+5.000	18
19	▼4	134	ITALCORSE RACING TEAM	ITA	MIZZONI MIRKO	ITA	ITALCORSE / TM RACING / BRIDG	10	9:48.053	16.100	3.436	57.469	+5.000	19
20	▲1	131	CRG Keijzer Racing	NLD	LOPEZ MARC	ESP	CRG / TM RACING / BRIDG	10	9:53.528	21.575	5.475	58.090	+5.000	20
21	▼9	140	CPB SPORT	GBR	PUTYATIN SLAVIK	UKR	Sodikart / TM RACING / BRIDG	3	3:02.186	7 Laps	7 Laps	57.678	21	

No.138 VAN WALSTIJN SENNA : Time penalty of 5 s for incorrectly installed front fairing or incorrect position of front fairing. According to Stewards' Decision No.55.

No.135 PIZZI FRANCESCO : Time penalty of 5 s for incorrectly installed front fairing or incorrect position of front fairing. According to Stewards' Decision No.58.

No.134 MIZZONI MIRKO : Time penalty of 5 s for incorrectly installed front fairing or incorrect position of front fairing. According to Stewards' Decision No.56.

No.131 LOPEZ MARC : Time penalty of 5 s for incorrectly installed front fairing or incorrect position of front fairing. According to Stewards' Decision No.57.

Leaders : No.112 IRLANDO ALEX (1-10)

Start Time : 30/03 - 15:38:19

Best Lap : No.103 PUHAKKA SIMO 56.908 97,86 Kph

Weather : Sunny Air : 21°C Track : Dry

Event Record : No.115 CAMPLESE LORENZO 56.286 98,94 Kph



DOCUMENT N° 58

DÉCISION DES COMMISSAIRES SPORTIFS
STEWARDS' DECISION

PÉNALITÉ INFLIGÉE AU CONCURRENT (NOM) : **MANETTI MOTORSPORT**
PENALTY INFLICTED UPON THE ENTRANT (NAME):

NATIONALITÉ / NATIONALITY: **ITA**

N°: **135**
No.:

PILOTE : **PIZZI FRANCESCO**
DRIVER :

Concerne la partie de l'Épreuve : **KZ2 - Eliminary HEAT A-D**
Concerns the part of the event:

ÉNONCÉ / STATEMENT:

5 s time penalty in the session mentioned above.

MOTIF / REASON:

The front fairing of kart mentioned above was not in the correct position (according to technical drawing no. 2d) when the chequered flag was waved and the kart concerned crossed the finish line.
The Stewards impose this penalty after receiving of the relevant report of Judge of Facts and in application of the Art 2.3.3 General Prescriptions CIK-FIA 2019 and the relevant Bulletins.
and in application of the bulletins c of the rpg of the WSK.

Décision annoncée
Decision announced

Date / Date: **30/03/2019**

Heure / Time: **16:07**

Nom / Name

Signature

Président du Collège / *Chairman of the Panel:*

Di Bari Oronzo (ITA) :

Membres du Collège / *Members of the Panel:*

Giorgione Nicola (ITA) :

Spano' Angela (ITA) :

NOTIFICATION AU CONCURRENT CONCERNÉ / NOTIFICATION TO THE RELEVANT ENTRANT

Je soussigné :

I undersigned: Nom personnel / *personal name*

Représentant du Concurrent : **MANETTI MOTORSPORT**

Representing the Entrant: Nom du Concurrent / *Entrant's name*

Certifie avoir reçu notification du document N° **58** des Commissaires Sportifs de l'Épreuve.
Certify that I have been notified of document No. **58** *by the Stewards of the Meeting.*

Date : Heure / Time: Signature :



DOCUMENT N° 57
DÉCISION DES COMMISSAIRES SPORTIFS
STEWARDS' DECISION

PÉNALITÉ INFLIGÉE AU CONCURRENT (NOM) : **CRG Keijzer Racing**
 PENALTY INFLICTED UPON THE ENTRANT (NAME):
 NATIONALITÉ / NATIONALITY: **NLD**
 N°: **131** PILOTE : **LOPEZ MARC**
 No.: DRIVER :

Concerne la partie de l'Épreuve : **KZZ - Eliminary HEAT A-D**
 Concerns the part of the event:

ÉNONCÉ / STATEMENT:
5 s time penalty in the session mentioned above.

MOTIF / REASON:
 The front fairing of kart mentioned above was not in the correct position (according to technical drawing no. 2d) when the chequered flag was waved and the kart concerned crossed the finish line.
 The Stewards impose this penalty after receiving of the relevant report of Judge of Facts and in application of the Art 2.3.3 General Prescriptions CIK-FIA 2019 and the relevant Bulletins.
 and in application of the bulletins c of the rpg of the WSK.

Décision annoncée Date / Date: **30/03/2019** Heure / Time: **16:07**
Decision announced

Nom / Name	Signature
Président du Collège / <i>Chairman of the Panel:</i>	
Di Bari Oronzo (ITA) :
Membres du Collège / <i>Members of the Panel:</i>	
Giorgione Nicola (ITA) :
Spano' Angela (ITA) :

NOTIFICATION AU CONCURRENT CONCERNÉ / NOTIFICATION TO THE RELEVANT ENTRANT

Je soussigné :
I undersigned: Nom personnel / *personal name*

Représentant du Concurrent : **CRG Keijzer Racing**
Representing the Entrant: Nom du Concurrent / *Entrant's name*

Certifie avoir reçu notification du document N° **57** des Commissaires Sportifs de l'Épreuve.
Certify that I have been notified of document No. *by the Stewards of the Meeting.*

Date : Heure / Time: Signature :



DOCUMENT N° 56
DÉCISION DES COMMISSAIRES SPORTIFS
STEWARDS' DECISION

PÉNALITÉ INFLIGÉE AU CONCURRENT (NOM) : **ITALCORSE RACING TEAM**
PENALTY INFLICTED UPON THE ENTRANT (NAME):

NATIONALITÉ / NATIONALITY: **ITA**

N°: **134** **PILOTE :** **MIZZONI MIRKO**
No.: *DRIVER :*

Concerns the part of the event: **KZZ - Eliminary HEAT A-D**

ÉNONCÉ / STATEMENT:
5 s time penalty in the session mentioned above.

MOTIF / REASON:
 The front fairing of kart mentioned above was not in the correct position (according to technical drawing no. 2d) when the chequered flag was waved and the kart concerned crossed the finish line.
 The Stewards impose this penalty after receiving of the relevant report of Judge of Facts and in application of the Art 2.3.3 General Prescriptions CIK-FIA 2019 and the relevant Bulletins.
 and in application of the bulletins c of the rpg of the WSK.

Décision annoncée **Date / Date:** **30/03/2019** **Heure / Time:** **16:07**
Decision announced

Nom / Name	Signature
<i>Président du Collège / Chairman of the Panel:</i>	
Di Bari Oronzo (ITA) :
<i>Membres du Collège / Members of the Panel:</i>	
Giorgione Nicola (ITA) :
Spano' Angela (ITA) :

NOTIFICATION AU CONCURRENT CONCERNÉ / NOTIFICATION TO THE RELEVANT ENTRANT

Je soussigné :
I undersigned: *Nom personnel / personal name*

Représentant du Concurrent : **ITALCORSE RACING TEAM**
Representing the Entrant: *Nom du Concurrent / Entrant's name*

Certifie avoir reçu notification du document N° **56** des Commissaires Sportifs de l'Épreuve.
Certify that I have been notified of document No. *by the Stewards of the Meeting.*

Date : *Heure / Time:* *Signature :*



DOCUMENT N° 55
DÉCISION DES COMMISSAIRES SPORTIFS
STEWARDS' DECISION

PÉNALITÉ INFLIGÉE AU CONCURRENT (NOM) : **KR MOTORSPORT**
PENALTY INFLICTED UPON THE ENTRANT (NAME):

NATIONALITÉ / NATIONALITY: **ITA**

N°: **138** PILOTE : **VAN WALSTIJN SENNA**
No.: *DRIVER:*

Concerne la partie de l'Épreuve : **KZZ - Eliminary HEAT A-D**
Concerns the part of the event:

ÉNONCÉ / STATEMENT:
5 s time penalty in the session mentioned above.

MOTIF / REASON:
The front fairing of kart mentioned above was not in the correct position (according to technical drawing no. 2d) when the chequered flag was waved and the kart concerned crossed the finish line.
The Stewards impose this penalty after receiving of the relevant report of Judge of Facts and in application of the Art 2.3.3 General Prescriptions CIK-FIA 2019 and the relevant Bulletins.
and in application of the bulletins c of the rpg of the WSK.

Décision annoncée Date / Date: **30/03/2019** Heure / Time: **16:07**
Decision announced

Nom / Name	Signature
Président du Collège / <i>Chairman of the Panel:</i>	
Di Bari Oronzo (ITA) :
Membres du Collège / <i>Members of the Panel:</i>	
Giorgione Nicola (ITA) :
Spano' Angela (ITA) :

NOTIFICATION AU CONCURRENT CONCERNÉ / NOTIFICATION TO THE RELEVANT ENTRANT

Je soussigné :
I undersigned: Nom personnel / *personal name*

Représentant du Concurrent : **KR MOTORSPORT**
Representing the Entrant: Nom du Concurrent / *Entrant's name*

Certifie avoir reçu notification du document N° **55** des Commissaires Sportifs de l'Épreuve.
Certify that I have been notified of document No. *by the Stewards of the Meeting.*

Date : Heure / Time: Signature :



KZ2

Eliminatory HEAT A-D

For information purposes. No official / regulatory value

Lap Chart

	1	2	3	4	5	6	7	8	9	10	11	12	13	14	15	16	17	18	19	20	21
Grid	115	112	104	122	108	146	120	111	137	135	132	140	103	130	134	128	125	138	139	142	131
Start	112	115	122	104	146	108	120	111	137	135	132	130	103	140	128	138	142	134	139	131	125
Lap 1 <small>Interval</small>	112	115 0.1	122 0.2	104 0.2	108 0.2	146 0.3	120 0.3	111 0.0	137 0.6	132 0.1	103 0.1	130 0.2	128 0.2	135 0.2	139 0.9	142 0.3	138 0.3	134 0.2	125 0.1	140 0.0	131 0.1
Lap 2	112	115 0.1	122 0.1	104 0.1	108 0.3	111 0.7	146 0.1	120 0.0	137 0.1	103 0.2	132 0.3	130 0.2	128 0.4	135 0.1	139 1.0	142 0.5	138 0.1	125 0.5	134 0.1	140 0.0	131 0.2
Lap 3	112	115 0.1	104 0.1	122 0.2	108 0.1	111 0.7	146 0.9	103 0.3	137 0.1	132 0.1	130 0.0	120 0.0	135 0.1	128 0.4	139 0.7	138 0.6	142 0.5	125 0.0	134 0.2	140 0.0	131 0.6
Lap 4	112	122 0.6	104 0.0	115 0.0	108 0.0	111 0.4	103 1.7	146 0.4	137 0.1	132 0.1	130 0.3	120 0.1	135 0.1	128 0.1	139 0.3	138 0.3	142 0.9	125 0.1	134 0.5	131 1.4	
Lap 5	112	122 0.7	104 0.1	115 0.2	108 0.1	111 0.1	103 1.6	137 0.8	146 0.3	132 0.1	120 0.1	130 0.1	128 0.6	135 0.0	138 0.3	139 0.2	142 0.5	125 0.2	134 0.4	131 2.6	
Lap 6	112	122 0.5	104 0.2	115 0.1	111 0.4	108 0.1	103 1.3	137 1.0	146 0.4	132 0.0	120 0.2	130 0.2	135 0.4	138 0.6	128 0.2	139 0.1	142 0.5	125 0.1	134 0.1	131 4.5	
Lap 7	112	122 0.4	104 0.2	115 0.2	111 0.4	108 0.2	103 1.3	137 1.2	146 0.8	132 0.1	120 0.1	130 0.2	138 0.4	135 0.0	128 1.0	139 0.1	142 0.2	134 0.3	125 0.6	131 4.3	
Lap 8	112	122 0.3	104 0.1	115 0.3	111 0.5	108 0.2	103 1.1	137 1.5	146 0.8	132 0.1	120 0.1	130 0.2	138 0.2	135 0.7	139 1.1	128 0.3	142 0.1	134 0.1	125 0.5	131 5.2	
Lap 9	112	122 0.3	104 0.0	115 0.3	111 0.5	108 0.3	103 1.0	137 1.9	146 0.6	120 0.3	132 0.2	138 0.4	130 0.2	135 0.4	139 1.2	128 0.7	125 0.2	134 0.4	142 0.1	131 5.4	
Lap 10	112	122 0.2	104 0.2	115 0.1	111 0.5	108 0.3	103 0.7	137 2.5	146 0.5	120 0.2	132 0.5	130 0.4	138 0.5	135 0.4	139 1.2	128 1.5	125 0.1	134 0.4	142 0.0	131 5.4	



WSK EURO SERIES

CIRCUITO INT. NAPOLI

28/31 MARCH 2019 KZ2



KZ2

Eliminatory HEAT A-D Analysis

For information purposes. No official / regulatory value

Laps	Sector 1	Sector 2	Sector 3	Spd	Lap Time
No.137 POLLINI GIACOMO					
1	27.853	18.336	14.244	113,0	1:00.433
2	25.669	17.741	14.021	114,6	57.431
3	26.078	17.777	14.566	113,6	58.421
4	25.741	18.099	14.277	113,6	58.117
5	25.633	17.943	14.028	112,7	57.604
6	25.568	17.782	14.033	112,5	57.383
7	25.585	17.798	14.012	112,6	57.395
8	25.585	17.787	14.016	112,7	57.388
9	25.642	17.856	13.998	112,9	57.496
10	25.656	17.787	14.015	113,4	57.458

Laps	Sector 1	Sector 2	Sector 3	Spd	Lap Time
No.138 VAN WALSTIJN SENNA					
1	28.638	18.935	14.534	113,2	1:02.107
2	26.019	17.840	14.055	115,9	57.914
3	25.722	17.840	13.984	115,0	57.546
4	25.677	17.721	13.996	114,9	57.394
5	25.865	18.017	13.995	114,9	57.877
6	25.801	17.817	14.046	115,2	57.664
7	25.530	17.655	13.983	114,6	57.168
8	25.599	17.670	13.948	115,0	57.217
9	25.575	17.903	13.965	115,3	57.443
10	26.488	17.690	13.979	115,5	58.157

Laps	Sector 1	Sector 2	Sector 3	Spd	Lap Time
No.139 LUNDBERG DOUGLAS					
1	27.986	18.484	14.564	110,9	1:01.034
2	25.907	17.878	14.063	112,0	57.848
3	25.734	17.863	14.061	112,2	57.658
4	25.714	17.895	14.047	113,6	57.656
5	26.055	18.265	14.128	112,7	58.448
6	25.768	17.880	14.109	113,6	57.757
7	26.094	17.926	14.080	113,2	58.100
8	25.790	17.947	14.095	112,5	57.832
9	25.676	17.877	14.071	112,3	57.624
10	25.762	17.886	14.095	112,9	57.743

Laps	Sector 1	Sector 2	Sector 3	Spd	Lap Time
No.140 PUTYATIN SLAVIK					
1	28.931	19.348	14.537	112,5	1:02.816
2	26.096	17.941	14.138	115,3	58.175
3	25.742	17.881	14.055	116,5	57.678

Laps	Sector 1	Sector 2	Sector 3	Spd	Lap Time
No.142 HUBERT PETIT					
1	28.073	18.504	15.025	111,5	1:01.602
2	25.936	17.996	14.125	113,7	58.057
3	25.690	18.298	14.240	113,2	58.228
4	25.835	17.801	14.235	112,9	57.871
5	25.736	17.772	14.117	113,0	57.625
6	25.675	17.937	14.133	113,9	57.745
7	25.810	17.932	14.110	114,6	57.852
8	25.753	18.159	14.184	114,6	58.096
9	26.759	17.810	14.159	113,6	58.728
10	25.661	17.754	14.965	112,3	58.380

Laps	Sector 1	Sector 2	Sector 3	Spd	Lap Time
No.146 PEX JORRIT					
1	27.605	18.061	14.198	113,4	59.864
2	25.802	17.929	14.489	114,9	58.220
3	25.888	17.895	14.372	109,7	58.155
4	26.009	18.266	14.252	112,5	58.527
5	25.605	18.232	14.192	111,9	58.029
6	25.558	17.780	14.165	112,2	57.503
7	25.969	17.836	14.023	112,7	57.828





















Laps	Sector 1	Sector 2	Sector 3	Spd	Lap Time
8	25.545	17.837	13.965	113,7	57.347
9	25.479	17.796	14.026	113,0	57.301
10	25.498	17.787	14.080	113,0	57.365



KZ2

Eliminatory HEAT A-D
Starting Grid

Document 13

131	LOPEZ MARC CRG / TM RACING / BRIDG		11	142	HUBERT PETIT Sodikart / TM RACING / BRIDG	
139	LUNDBERG DOUGLAS LUXOR / LKE / BRIDG		10	144	HUBERT PETIT Sodikart / TM RACING / BRIDG	
125	TONTERI PAAVO KR / IAME / BRIDG		9	138	VAN WALSTIJN SENNA KR / TM RACING / BRIDG	
134	MIZZONI MIRKO ITALCORSE / TM RACING / BRIDG		8	128	SJOKVIST ISAK ENERGY / TM RACING / BRIDG	
103	PUHAKKA SIMO TONY KART / VORTEX / BRIDG		7	130	SKARAS EMIL ENERGY / TM RACING / BRIDG	
132	PALOMBA GIUSEPPE CROCPROMOTION / TM RACING / BRIDG		6	140	PUTYATIN SLAVIK Sodikart / TM RACING / BRIDG	
137	POLLINI GIACOMO FORMULA K / TM RACING / BRIDG		5	135	PIZZI FRANCESCO TONY KART / TM RACING / BRIDG	
120	DENNER EMILIE Sodikart / TM RACING / BRIDG		4	111	KREMERS MARIJN BirelArt / TM RACING / BRIDG	
108	IGLESIAS JEREMY FORMULA K / IAME / BRIDG		3	146	PEX JORRIT KR / TM RACING / BRIDG	
104	VIGANO' MATTEO TONY KART / VORTEX / BRIDG		2	122	LONGHI RICCARDO BirelArt / TM RACING / BRIDG	
115	CAMPLESE LORENZO TONY KART / VORTEX / BRIDG		1	112	IRLANDO ALEX BirelArt / TM RACING / BRIDG	

POLE POSITION





KZ2

Eliminatory HEAT B-D Results

Document 20.1 OFFICIAL

Rnk	No.	Entrant	Nat	Driver	Nat	Equipment	Laps	Time	Gap	Interv.	Best Lap	Penalty	Points
1	▲5	146	ITA	PEX JORRIT	NLD	KR / TM RACING / BRIDG	10	9:38.238			57.185		0
2	▲1	144	FRA	ABBASSE ANTHONY	FRA	Sodikart / TM RACING / BRIDG	10	9:38.714	0.476	0.476	57.103		2
3	▲5	111	ITA	KREMERS MARIJN	NLD	BirelArt / TM RACING / BRIDG	10	9:39.087	0.849	0.373	57.164		3
4	▼2	112	ITA	IRLANDO ALEX	ITA	BirelArt / TM RACING / BRIDG	10	9:39.178	0.940	0.091	57.122		4
5	▼1	122	ITA	LONGHI RICCARDO	ITA	BirelArt / TM RACING / BRIDG	10	9:39.340	1.102	0.162	57.161		5
6	▼1	124	ITA	FUSCO GIUSEPPE	ITA	BirelArt / VORTEX / BRIDG	10	9:40.311	2.073	0.971	57.318		6
7	▲14	148	ITA	PEX STAN	NLD	KR / TM RACING / BRIDG	10	9:40.569	2.331	0.258	56.794		7
8	▲1	114	ITA	MARSEGLIA LEONARDO	ITA	BirelArt / TM RACING / BRIDG	10	9:40.761	2.523	0.192	57.154		8
9	▼8	102	FRA	RENAUDIN ADRIEN	FRA	Sodikart / TM RACING / BRIDG	10	9:41.133	2.895	0.372	57.075		9
10	▲3	126	ITA	DREEZEN RICK	BEL	KR / IAME / BRIDG	10	9:41.450	3.212	0.317	57.248		10
11	▼4	133	NLD	HAVERKORT KAS	NLD	CRG / TM RACING / BRIDG	10	9:41.777	3.539	0.327	57.247		11
12	▲6	138	ITA	VAN WALSTIJN SENNA	NLD	KR / TM RACING / BRIDG	10	9:43.312	5.074	1.535	57.044		12
13	▼2	127	ITA	TORSELLINI MIRKO	ITA	KR / IAME / BRIDG	10	9:43.610	5.372	0.298	57.396		13
14	▼4	135	ITA	PIZZI FRANCESCO	ITA	TONY KART / TM RACING / BRIDG	10	9:43.724	5.486	0.114	57.413		14
15	▲1	128	ITA	SJOKVIST ISAK	SWE	ENERGY / TM RACING / BRIDG	10	9:44.380	6.142	0.656	57.571		15
16	▲4	142	FRA	HUBERT PETIT	FRA	Sodikart / TM RACING / BRIDG	10	9:46.026	7.788	1.646	57.534		16
17	▼3	130	ITA	SKARAS EMIL	SWE	ENERGY / TM RACING / BRIDG	10	9:46.127	7.889	0.101	57.288		17
18	▲1	123	ITA	BIZZOTTO LEONARDO	ITA	KR / IAME / BRIDG	10	9:48.541	10.303	2.414	57.610		18
19	▼4	110	AUT	VILLAGOMEZ RAFAEL	MEX	BirelArt / TM RACING / BRIDG	10	9:51.283	13.045	2.742	57.785		19
20	▼8	140	FRA	PUTYATIN SLAVIK	UKR	Sodikart / TM RACING / BRIDG	10	9:48.612	15.374	2.329	57.194	+5.000	20
21	▼4	116	FRA	MOOR MARK VILLEM	EST	Sodikart / TM RACING / BRIDG	10	9:55.838	17.600	2.226	57.784		21

No.140 PUTYATIN SLAVIK : Time penalty of 5 s for incorrectly installed front fairing or incorrect position of front fairing. According to Stewards' Decision No.44.

Leaders : No.102 RENAUDIN ADRIEN (1-8) / No.146 PEX JORRIT (9-10)

Start Time : 30/03 - 12:43:21

Best Lap : No.148 PEX STAN 56.794 98,05 Kph

Weather : Sunny Air : 22°C Track : Dry

Event Record : No.115 CAMPLESE LORENZO 56.286 98,94 Kph



DOCUMENT N° 44

DÉCISION DES COMMISSAIRES SPORTIFS
STEWARDS' DECISION

PÉNALITÉ INFLIGÉE AU CONCURRENT (NOM) : **CPB SPORT**
PENALTY INFLICTED UPON THE ENTRANT (NAME):

NATIONALITÉ / NATIONALITY: **FRA**

N°: **140**
No.:

PILOTE : **PUTYATIN SLAVIK**
DRIVER :

Concerne la partie de l'Épreuve : **KZ2 - Eliminary HEAT B-D**
Concerns the part of the event:

ÉNONCÉ / STATEMENT:

5 s time penalty in the session mentioned above.

MOTIF / REASON:

The front fairing of kart mentioned above was not in the correct position (according to technical drawing no. 2d) when the chequered flag was waved and the kart concerned crossed the finish line.
The Stewards impose this penalty after receiving of the relevant report of Judge of Facts and in application of the Art 2.3.3 General Prescriptions CIK-FIA 2019 and the relevant Bulletins.
and in application of the bulletins c of the rpg of the WSK.

Décision annoncée
Decision announced

Date / Date: **30/03/2019**

Heure / Time: **12:58**

Nom / Name

Signature

Président du Collège / *Chairman of the Panel:*

Di Bari Oronzo (ITA) :

Membres du Collège / *Members of the Panel:*

Giorgione Nicola (ITA) :

Spano' Angela (ITA) :

NOTIFICATION AU CONCURRENT CONCERNÉ / NOTIFICATION TO THE RELEVANT ENTRANT

Je soussigné :
I undersigned: Nom personnel / *personal name*

Représentant du Concurrent : **CPB SPORT**
Representing the Entrant: Nom du Concurrent / *Entrant's name*

Certifie avoir reçu notification du document N° **44** des Commissaires Sportifs de l'Épreuve.
Certify that I have been notified of document No. **44** *by the Stewards of the Meeting.*

Date : Heure / Time: Signature :



KZ2

Eliminatory HEAT B-D

For information purposes. No official / regulatory value

Lap Chart

	1	2	3	4	5	6	7	8	9	10	11	12	13	14	15	16	17	18	19	20	21
Grid	102	112	144	122	124	146	133	111	114	135	127	140	126	130	110	128	116	138	123	142	148
Start	102	112	144	122	146	124	133	111	114	127	135	126	140	110	128	130	142	138	148	123	116
Lap 1 <small>Interval</small>	102	144 0.3	122 0.2	146 0.2	111 0.1	112 0.2	124 0.4	133 0.2	114 0.3	126 0.1	127 0.1	135 0.2	128 0.6	148 0.5	142 0.0	110 0.2	123 0.0	138 0.2	130 0.4	140 0.2	116 7.6
Lap 2	102	144 0.2	122 0.3	146 0.1	111 0.1	112 0.1	124 0.6	133 0.2	114 0.2	126 0.1	127 0.3	135 0.1	128 0.8	148 0.2	142 0.6	138 0.8	110 0.4	130 0.3	123 0.0	140 0.2	116 7.1
Lap 3	102	144 0.2	146 0.5	111 0.2	122 0.2	112 0.1	124 0.2	133 0.4	114 0.2	126 0.2	135 0.4	127 0.6	148 0.0	128 0.3	142 0.9	138 0.2	130 1.9	123 0.2	110 0.7	140 0.1	116 5.8
Lap 4	102	144 0.2	146 0.7	111 0.1	122 0.2	112 0.1	124 0.3	114 0.9	126 0.4	133 0.1	135 0.2	148 0.1	127 0.5	128 0.2	138 0.5	142 0.6	130 1.5	123 0.5	110 1.5	140 0.5	116 4.9
Lap 5	102	144 0.1	146 0.7	111 0.2	122 0.2	112 0.1	124 0.4	114 0.8	126 0.4	148 0.5	133 0.1	135 0.1	127 0.5	128 0.4	138 0.1	142 1.2	130 1.2	123 0.8	140 1.8	110 0.6	116 4.7
Lap 6	102	144 0.1	146 0.8	111 0.2	112 0.5	122 0.1	124 0.1	114 0.7	126 0.4	148 0.2	133 0.5	135 0.2	127 0.4	138 0.6	128 0.1	142 1.0	130 1.0	123 1.1	140 1.5	110 1.1	116 4.6
Lap 7	102	144 0.0	146 0.8	111 0.2	112 0.3	122 0.3	124 0.2	114 0.5	148 0.3	126 0.6	133 0.5	135 0.3	127 0.3	138 0.4	128 0.6	142 1.0	130 0.6	123 1.5	140 1.2	110 1.5	116 4.6
Lap 8	102	144 0.0	146 0.9	111 0.2	112 0.4	122 0.3	124 0.4	148 0.5	114 0.2	126 0.6	133 0.5	135 0.4	138 0.7	127 0.1	128 0.6	142 1.2	130 0.3	123 1.7	140 0.7	110 2.1	116 4.6
Lap 9	146	144 0.3	111 0.1	112 0.0	122 0.3	124 1.0	148 0.3	114 0.1	102 0.2	126 0.2	133 0.4	135 0.7	138 0.1	127 0.5	128 0.9	142 1.0	130 0.2	123 1.9	140 0.3	110 2.7	116 4.6
Lap 10	146	144 0.4	111 0.3	112 0.0	122 0.1	124 0.9	148 0.2	114 0.1	102 0.3	126 0.3	133 0.3	138 1.5	127 0.2	135 0.1	128 0.6	142 1.6	130 0.1	123 2.4	140 0.0	110 2.6	116 4.5



WSK EURO SERIES

CIRCUITO INT. NAPOLI

28/31 MARCH 2019 KZ2

**KZ2**

Eliminatory HEAT B-D

Analysis

For information purposes. No official / regulatory value

Laps	Sector 1	Sector 2	Sector 3	Spd	Lap Time
No.138 VAN WALSTIJN SENNA					
1	29.109	18.717	14.312	115,5	1:02.138
2	26.153	18.091	14.063	116,4	58.307
3	25.598	17.688	13.996	116,8	57.282
4	25.498	17.651	13.981	115,5	57.130
5	25.519	17.658	13.935	117,6	57.112
6	25.618	17.922	14.062	115,5	57.602
7	25.502	17.676	13.967	115,5	57.145
8	25.642	17.772	13.978	115,6	57.392
9	25.530	17.518	13.996	116,5	57.044
10	25.705	18.013	14.450	113,9	58.168

Laps	Sector 1	Sector 2	Sector 3	Spd	Lap Time
No.148 PEX STAN					
1	28.338	18.514	14.522	114,3	1:01.374
2	25.612	17.746	14.088	116,2	57.446
3	25.310	17.826	14.172	117,9	57.308
4	25.539	17.669	13.916	117,1	57.124
5	25.557	17.696	14.021	115,8	57.274
6	25.370	17.590	13.988	116,7	56.948
7	25.288	17.626	13.880	116,8	56.794
8	25.284	17.675	14.120	115,8	57.079
9	25.364	17.658	14.572	115,3	57.594
10	25.640	17.835	14.040	114,7	57.515

Laps	Sector 1	Sector 2	Sector 3	Spd	Lap Time
No.140 PUTYATIN SLAVIK					
1	29.370	19.008	14.808	114,2	1:03.186
2	25.784	18.490	14.442	114,0	58.716
3	25.808	18.452	15.048	115,0	59.308
4	26.181	18.540	14.127	114,6	58.848
5	25.526	17.926	13.986	114,9	57.438
6	25.499	17.816	14.046	114,7	57.361
7	25.490	17.860	14.019	114,2	57.369
8	25.481	17.760	13.953	114,9	57.194
9	25.518	17.790	14.021	114,9	57.329
10	25.638	18.095	14.532	112,0	58.265

Laps	Sector 1	Sector 2	Sector 3	Spd	Lap Time
No.142 HUBERT PETIT					
1	28.318	18.608	14.666	115,9	1:01.592
2	25.876	17.952	14.223	114,6	58.051
3	25.775	17.889	14.235	114,6	57.899
4	26.001	17.833	14.190	114,3	58.024
5	25.612	17.869	14.182	115,2	57.663
6	25.644	17.855	14.122	113,2	57.621
7	25.660	17.859	14.097	114,2	57.616
8	25.635	17.974	14.189	113,6	57.798
9	25.633	17.798	14.103	114,2	57.534
10	25.654	17.964	14.662	112,7	58.280

Laps	Sector 1	Sector 2	Sector 3	Spd	Lap Time
No.144 ABBASSE ANTHONY					
1	27.445	17.999	14.218	115,0	59.662
2	25.663	17.842	14.163	115,0	57.668
3	25.562	17.839	14.027	116,2	57.428
4	25.501	17.677	14.003	116,5	57.181
5	25.414	17.733	13.968	117,1	57.115
6	25.490	17.669	14.041	116,4	57.200
7	25.617	17.690	13.970	117,9	57.277
8	25.527	17.635	13.941	117,9	57.103
9	25.542	17.674	15.310	115,0	58.526
10	25.781	17.721	14.127	114,6	57.629

















Laps	Sector 1	Sector 2	Sector 3	Spd	Lap Time
No.146 PEX JORRIT					
1	27.554	17.959	14.204	115,2	59.717
2	25.763	17.828	14.097	116,5	57.688
3	25.720	17.730	14.084	115,9	57.534
4	25.509	17.725	14.074	115,8	57.308
5	25.538	17.669	13.980	116,1	57.187
6	25.533	17.716	14.063	115,3	57.312
7	25.513	17.706	14.010	115,5	57.229
8	25.506	17.692	14.013	115,8	57.211
9	25.450	17.686	14.049	114,9	57.185
10	25.582	17.839	14.122	113,6	57.543



KZ2

Eliminatory HEAT B-D
Starting Grid

Document 12

148 PEX STAN KR / TM RACING / BRIDG		11	142 HUBERT PETIT Sodikart / TM RACING / BRIDG	
123 BIZZOTTO LEONARDO KR / IAME / BRIDG		10	116 MOOR MARK VILLEM Sodikart / TM RACING / BRIDG	
110 VILLAGOMEZ RAFAEL BirelArt / TM RACING / BRIDG		8	128 SJOKVIST ISAK ENERGY / TM RACING / BRIDG	
126 DREEZEN RICK KR / IAME / BRIDG		7	130 SKARAS EMIL ENERGY / TM RACING / BRIDG	
127 TORSELLINI MIRKO KR / IAME / BRIDG		6	140 PUTYATIN SLAVIK Sodikart / TM RACING / BRIDG	
114 MARSEGLIA LEONARDO BirelArt / TM RACING / BRIDG		5	135 PIZZI FRANCESCO TONY KART / TM RACING / BRIDG	
133 HAVERKORT KAS CRG / TM RACING / BRIDG		4	111 KREMERS MARIJN BirelArt / TM RACING / BRIDG	
124 FUSCO GIUSEPPE BirelArt / VORTEX / BRIDG		3	146 PEX JORRIT KR / TM RACING / BRIDG	
144 ABBASSE ANTHONY Sodikart / TM RACING / BRIDG		2	122 LONGHI RICCARDO BirelArt / TM RACING / BRIDG	
102 RENAUDIN ADRIEN Sodikart / TM RACING / BRIDG		1	112 IRLANDO ALEX BirelArt / TM RACING / BRIDG	

POLE POSITION





KZ2

Eliminatory HEAT A-C Results

Document 19.1 OFFICIAL

Rnk	No.	Entrant	Nat	Driver	Nat	Equipment	Laps	Time	Gap	Interv.	Best Lap	Penalty	Points
1	115	SC Performance	ITA	CAMPLESE LORENZO	ITA	TONY KART / VORTEX / BRIDG	10	9:35.201			56.921		0
2	104	TONY KART RACING TEAM	ITA	VIGANO' MATTEO	ITA	TONY KART / VORTEX / BRIDG	10	9:35.610	0.409	0.409	56.910		2
3	101	Sodikart	GBR	LAMMERS BAS	NLD	Sodikart / TM RACING / BRIDG	10	9:36.779	1.578	1.169	56.859		3
4	151	TONY KART RACING TEAM	ITA	ARDIGO' MARCO	ITA	TONY KART / VORTEX / BRIDG	10	9:37.361	2.160	0.582	57.045		4
5	108	FORMULA K RACING TEAM	ITA	IGLESIAS JEREMY	GBR	FORMULA K / IAME / BRIDG	10	9:38.319	3.118	0.958	57.084		5
6	107	TONY KART RACING TEAM	ITA	PICCINI ALESSIO	ITA	TONY KART / VORTEX / BRIDG	10	9:39.247	4.046	0.928	57.127		6
7	120	CPB SPORT	GBR	DENNER EMILIE	GBR	Sodikart / TM RACING / BRIDG	10	9:40.621	5.420	1.374	57.138		7
8	103	TONY KART RACING TEAM	ITA	PUHAKKA SIMO	FIN	TONY KART / VORTEX / BRIDG	10	9:40.647	5.446	0.026	56.942		8
9	136	MANETTI MOTORSPORT	ITA	BOSCO LUCA	ITA	TONY KART / VORTEX / BRIDG	10	9:40.840	5.639	0.193	57.213		9
10	132	MEC KART MANUFACTURING	ITA	PALOMBA GIUSEPPE	ITA	CROCPROMOTION / TM RACING	10	9:41.304	6.103	0.464	57.207		10
11	137	NGM MOTORSPORT	ITA	POLLINI GIACOMO	ITA	FORMULA K / TM RACING / BRIDG	10	9:42.077	6.876	0.773	57.270		11
12	121	BIREL ART RACING	ITA	LOUBERE PIERRE	GBR	BirelArt / TM RACING / BRIDG	10	9:42.481	7.280	0.404	57.268		12
13	117	CPB SPORT	GBR	NOMBLLOT JEAN	GBR	Sodikart / TM RACING / BRIDG	10	9:42.659	7.458	0.178	57.131		13
14	134	ITALCORSE RACING TEAM	ITA	MIZZONI MIRKO	ITA	ITALCORSE / TM RACING / BRIDG	10	9:45.188	9.987	2.529	57.387		14
15	106	Kosmic Racing Departement	ITA	EVARD PAUL	GBR	Kosmic / VORTEX / BRIDG	10	9:45.472	10.271	0.284	57.342		15
16	109	PRAGA RACING TEAM	ITA	CELENTA FRANCESCO	ITA	PRAGA / IAME / BRIDG	10	9:45.699	10.498	0.227	56.896		16
17	139	NOVALUX RACING TEAM	ITA	LUNDBERG DOUGLAS	SWE	LUXOR / LKE / BRIDG	10	9:46.545	11.344	0.846	57.526		17
18	125	KR MOTORSPORT	ITA	TONTERI PAAVO	FIN	KR / IAME / BRIDG	10	9:46.570	11.369	0.025	57.226		18
19	118	SC Performance	ITA	TEMPERINI FRANCESCO	ITA	TONY KART / VORTEX / BRIDG	10	9:48.092	12.891	1.522	57.591		19
20	131	CRG Keijzer Racing	NLD	LOPEZ MARC	ESP	CRG / TM RACING / BRIDG	10	9:50.821	15.620	2.729	57.553		20
21	129	MK Racing	GBR	MNOMBELI MIHLALI	ZAF	TONY KART / VORTEX / BRIDG	10	10:00.701	30.500	14.880	58.416	+5.000	21

No.129 MNOMBELI MIHLALI : Time penalty of 5 s for incorrectly installed front fairing or incorrect position of front fairing. According to Stewards' Decision No.43.

Not Classified

	105	Kosmic Racing Departement	ITA	BENGTSSON AXEL	SWE	Kosmic / VORTEX / BRIDG					DNS		23
--	-----	---------------------------	-----	----------------	-----	-------------------------	--	--	--	--	-----	--	----

Leaders : No.115 CAMPLESE LORENZO (1-10)

Start Time : 30/03 - 12:25:58

Best Lap : No.101 LAMMERS BAS 56.859 97,94 Kph

Weather : Sunny Air : 22°C Track : Dry

Event Record : No.115 CAMPLESE LORENZO 56.286 98,94 Kph



DOCUMENT N° 43

DÉCISION DES COMMISSAIRES SPORTIFS

STEWARDS' DECISION

PÉNALTÉ INFLIGÉE AU CONCURRENT (NOM) : <i>PENALTY INFLICTED UPON THE ENTRANT (NAME):</i>		MK Racing	
NATIONALITÉ / NATIONALITY:		GBR	
N°: <i>No.:</i>	129	PILOTE : <i>DRIVER :</i>	MNOMBELI MIHLALI

Concerne la partie de l'Épreuve : **KZ2 - Eliminary HEAT A-C**
Concerns the part of the event:

ÉNONCÉ / STATEMENT:
5 s time penalty in the session mentioned above.

MOTIF / REASON:
The front fairing of kart mentioned above was not in the correct position (according to technical drawing no. 2d) when the chequered flag was waved and the kart concerned crossed the finish line.
The Stewards impose this penalty after receiving of the relevant report of Judge of Facts and in application of the Art 2.3.3 General Prescriptions CIK-FIA 2019 and the relevant Bulletins.
and in application of the bulletins c of the rpg of the WSK.

Décision annoncée <i>Decision announced</i>	Date / Date: 30/03/2019	Heure / Time: 12:43
---	--------------------------------	----------------------------

Nom / Name	Signature
Président du Collège / <i>Chairman of the Panel:</i>	
Di Bari Oronzo (ITA) :	
Membres du Collège / <i>Members of the Panel:</i>	
Giorgione Nicola (ITA) :	
Spano' Angela (ITA) :	

NOTIFICATION AU CONCURRENT CONCERNÉ / NOTIFICATION TO THE RELEVANT ENTRANT

Je soussigné :
I undersigned: Nom personnel / *personal name*

Représentant du Concurrent : **MK Racing**
Representing the Entrant: Nom du Concurrent / *Entrant's name*

Certifie avoir reçu notification du document N° **43** des Commissaires Sportifs de l'Épreuve.
Certify that I have been notified of document No. by the Stewards of the Meeting.

Date : Heure / Time: Signature :



WSK EURO SERIES

CIRCUITO INT. NAPOLI

28/31 MARCH 2019 KZ2



KZ2

Eliminatory HEAT A-C

Lap Chart

For information purposes. No official / regulatory value

	1	2	3	4	5	6	7	8	9	10	11	12	13	14	15	16	17	18	19	20	21	22
Grid	115	109	104	151	108	136	120	101	137	107	132	121	103	117	134	106	125	118	139	129	131	105
Start	115	109	104	151	108	101	136	120	137	107	121	132	103	106	117	118	139	134	131	125	129	
Lap 1 <small>Interval</small>	115	104 0.5	151 0.6	101 0.2	108 0.0	120 0.2	107 0.1	136 0.3	137 0.1	132 0.3	103 0.2	121 0.4	117 1.4	106 0.3	139 0.0	134 0.2	118 0.2	131 0.2	129 1.0	125 0.0	109 1.6	
Lap 2	115	104 0.3	151 1.0	101 0.1	108 0.2	107 0.6	120 0.1	136 0.3	137 0.3	132 0.1	103 0.3	121 0.1	117 1.6	106 0.3	139 0.2	134 0.2	118 0.2	131 0.2	125 1.2	109 1.6	129 0.3	
Lap 3	115	104 0.2	151 0.9	101 0.1	108 0.5	107 0.5	120 0.1	136 0.4	132 0.5	103 0.2	137 0.3	121 0.1	117 1.2	106 0.3	139 0.2	134 0.3	118 0.3	131 0.2	125 0.9	109 1.3	129 2.1	
Lap 4	115	104 0.2	151 0.7	101 0.1	108 0.5	107 0.8	120 0.2	136 0.2	103 0.7	132 0.2	137 0.2	121 0.4	117 1.0	139 1.0	134 0.2	106 0.3	118 0.2	131 0.3	125 0.5	109 0.6	129 4.3	
Lap 5	115	104 0.3	101 0.6	151 0.4	108 0.3	107 0.8	120 0.2	136 0.3	103 0.3	132 0.4	137 0.3	121 0.4	117 0.8	139 1.4	134 0.2	106 0.1	118 0.4	131 0.3	125 0.1	109 0.4	129 5.7	
Lap 6	115	104 0.3	101 0.6	151 0.6	108 0.3	107 0.9	120 0.3	136 0.4	103 0.1	132 0.7	137 0.4	121 0.3	117 0.7	134 2.0	106 0.2	139 0.3	118 0.2	125 0.1	109 0.6	131 0.6	129 6.3	
Lap 7	115	104 0.3	101 0.5	151 0.7	108 0.4	107 1.0	120 0.3	103 0.2	136 0.4	132 0.6	137 0.5	121 0.2	117 0.5	134 2.2	106 0.4	139 0.2	118 0.4	125 0.1	109 0.1	131 1.8	129 6.8	
Lap 8	115	104 0.3	101 0.4	151 1.0	108 0.4	107 1.2	120 0.5	103 0.1	136 0.5	132 0.6	137 0.5	121 0.2	117 0.3	134 2.5	106 0.2	139 0.4	109 0.5	125 0.2	118 0.3	131 2.0	129 7.7	
Lap 9	115	104 0.2	101 0.3	151 1.2	108 0.4	107 1.3	120 0.6	103 0.1	136 0.6	132 0.5	137 0.7	121 0.1	117 0.2	134 2.6	106 0.2	109 0.6	139 0.1	125 0.2	118 0.9	131 2.4	129 8.8	
Lap 10	115	104 0.4	101 1.1	151 0.5	108 0.9	107 0.9	120 1.3	103 0.0	136 0.1	132 0.4	137 0.7	121 0.4	117 0.1	134 2.5	106 0.2	109 0.2	139 0.8	125 0.0	118 1.5	131 2.7	129 9.8	



WSK EURO SERIES

CIRCUITO INT. NAPOLI

28/31 MARCH 2019 KZ2



KZ2

Eliminatory HEAT A-C

Analysis

For information purposes. No official / regulatory value

Laps	Sector 1	Sector 2	Sector 3	Spd	Lap Time
No.132 PALOMBA GIUSEPPE					
1	28.191	18.373	14.226	114,0	1:00.790
2	25.829	17.747	14.562	115,2	58.138
3	25.698	17.738	14.043	113,7	57.479
4	25.833	17.771	14.021	115,5	57.625
5	25.503	17.684	14.020	114,7	57.207
6	25.512	17.775	13.996	114,6	57.283
7	25.579	17.749	14.015	114,6	57.343
8	25.699	17.779	14.060	114,9	57.538
9	25.588	17.752	13.982	115,0	57.322
10	25.578	17.849	14.053	115,3	57.480

Laps	Sector 1	Sector 2	Sector 3	Spd	Lap Time
No.151 ARDIGO' MARCO					
1	27.859	18.126	14.159	114,0	1:00.144
2	25.935	17.793	14.054	114,9	57.782
3	25.463	17.663	13.950	114,9	57.076
4	25.452	17.716	13.910	115,2	57.078
5	25.790	17.707	14.010	114,6	57.507
6	25.379	17.720	13.970	114,3	57.069
7	25.406	17.696	13.943	115,5	57.045
8	25.552	17.675	13.925	115,3	57.152
9	25.455	17.720	13.956	114,6	57.131
10	25.488	17.777	14.048	115,3	57.313


Laps	Sector 1	Sector 2	Sector 3	Spd	Lap Time
No.134 MIZZONI MIRKO					
1	28.209	19.169	15.124	112,9	1:02.502
2	26.011	17.946	14.179	114,7	58.136
3	25.672	17.932	14.093	114,0	57.697
4	25.686	17.817	14.087	114,2	57.590
5	25.663	17.848	14.035	114,9	57.546
6	25.658	17.773	14.058	113,9	57.489
7	25.618	17.748	14.021	114,3	57.387
8	25.614	17.871	14.074	113,2	57.559
9	25.664	17.786	14.090	114,6	57.540
10	25.632	17.786	14.087	114,7	57.505

Laps	Sector 1	Sector 2	Sector 3	Spd	Lap Time
No.136 BOSCO LUCA					
1	28.309	18.234	14.162	114,2	1:00.705
2	25.916	18.065	14.183	114,0	58.164
3	25.619	17.804	14.039	114,2	57.462
4	25.541	17.745	13.968	114,7	57.254
5	25.554	17.693	14.048	114,9	57.295
6	25.456	17.741	14.016	114,7	57.213
7	25.832	17.775	13.975	115,0	57.582
8	25.663	17.754	14.099	115,3	57.516
9	25.529	17.884	14.060	114,9	57.473
10	25.530	17.802	14.218	115,3	57.550

Laps	Sector 1	Sector 2	Sector 3	Spd	Lap Time
No.137 POLLINI GIACOMO					
1	28.126	18.317	14.127	114,2	1:00.570
2	25.918	17.945	14.510	113,3	58.373
3	26.322	17.876	14.029	114,3	58.227
4	25.584	17.740	13.984	114,0	57.308
5	25.512	17.758	14.000	114,3	57.270
6	25.561	17.792	14.034	113,4	57.387
7	25.672	17.804	14.005	114,0	57.481
8	25.667	17.849	13.992	114,6	57.508
9	25.618	17.842	14.040	114,5	57.500
10	25.684	17.792	14.042	114,9	57.518

Laps	Sector 1	Sector 2	Sector 3	Spd	Lap Time
No.139 LUNDBERG DOUGLAS					
1	27.686	19.446	15.116	113,4	1:02.248
2	26.140	17.938	14.134	112,7	58.212
3	25.610	17.867	14.066	112,7	57.543
4	25.804	17.819	14.066	112,5	57.689
5	25.638	17.841	14.088	113,0	57.567
6	26.362	17.865	14.060	113,4	58.287
7	25.597	17.842	14.087	113,7	57.526
8	25.595	17.877	14.132	113,4	57.604
9	25.648	18.133	14.083	114,6	57.864
10	25.637	17.860	14.293	110,8	57.790



131	LOPEZ MARC CRG / TM RACING / BRIDG		11	105	BENGTSSON AXEL Kosmic / VORTEX / BRIDG	
139	LUNDBERG DOUGLAS LUXOR / LKE / BRIDG		10	129	MNOMBELI MIHLALI TONY KART / VORTEX / BRIDG	
125	TONTERI PAAVO KR / IAME / BRIDG		9	118	TEMPERINI FRANCESCO TONY KART / VORTEX / BRIDG	
134	MIZZONI MIRKO ITALCORSE / TM RACING / BRIDG		8	106	EVARD PAUL Kosmic / VORTEX / BRIDG	
103	PUHAKKA SIMO TONY KART / VORTEX / BRIDG		7	117	NOMBLLOT JEAN Sodikart / TM RACING / BRIDG	
132	PALOMBA GIUSEPPE CROCPROMOTION / TM RACING / BRIDG		6	121	LOUBERE PIERRE BirelArt / TM RACING / BRIDG	
137	POLLINI GIACOMO FORMULA K / TM RACING / BRIDG		5	107	PICCINI ALESSIO TONY KART / VORTEX / BRIDG	
120	DENNER EMILIE Sodikart / TM RACING / BRIDG		4	101	LAMMERS BAS Sodikart / TM RACING / BRIDG	
108	IGLESIAS JEREMY FORMULA K / IAME / BRIDG		3	136	BOSCO LUCA TONY KART / VORTEX / BRIDG	
104	VIGANO' MATTEO TONY KART / VORTEX / BRIDG		2	151	ARDIGO' MARCO TONY KART / VORTEX / BRIDG	
115	CAMPLESE LORENZO TONY KART / VORTEX / BRIDG		1	109	CELENTA FRANCESCO PRAGA / IAME / BRIDG	

POLE POSITION





KZ2

Eliminatory HEAT C-D Results

Document 16.1 OFFICIAL

Rnk	No.	Entrant	Nat	Driver	Nat	Equipment	Laps	Time	Gap	Interv.	Best Lap	Penalty	Points
1	109	PRAGA RACING TEAM	ITA	CELENTA FRANCESCO	ITA	PRAGA / IAME / BRIDG	10	9:36.668			56.947		0
2	122	BIREL ART RACING	ITA	LONGHI RICCARDO	ITA	BirelArt / TM RACING / BRIDG	10	9:37.756	1.088	1.088	56.991		2
3	101	Sodikart	ERA	LAMMERS BAS	NLD	Sodikart / TM RACING / BRIDG	10	9:37.863	1.195	0.107	56.807		3
4	112	BIREL ART RACING	ITA	IRLANDO ALEX	ITA	BirelArt / TM RACING / BRIDG	10	9:37.978	1.310	0.115	56.927		4
5	111	BIREL ART RACING	ITA	KREMERS MARIJN	NLD	BirelArt / TM RACING / BRIDG	10	9:38.423	1.755	0.445	56.999		5
6	146	KR MOTORSPORT	ITA	PEX JORRIT	NLD	KR / TM RACING / BRIDG	10	9:39.032	2.364	0.609	57.008		6
7	151	TONY KART RACING TEAM	ITA	ARDIGO' MARCO	ITA	TONY KART / VORTEX / BRIDG	10	9:39.317	2.649	0.285	56.995		7
8	117	CPB SPORT	ERA	NOMBLLOT JEAN	ERA	Sodikart / TM RACING / BRIDG	10	9:43.644	6.976	4.327	57.034		8
9	107	TONY KART RACING TEAM	ITA	PICCINI ALESSIO	ITA	TONY KART / VORTEX / BRIDG	10	9:43.887	7.219	0.243	57.301		9
10	121	BIREL ART RACING	ITA	LOUBERE PIERRE	ERA	BirelArt / TM RACING / BRIDG	10	9:45.068	8.400	1.181	57.287		10
11	128	ENERGY CORSE	ITA	SJOKVIST ISAK	SWE	ENERGY / TM RACING / BRIDG	10	9:46.514	9.846	1.446	57.421		11
12	136	MANETTI MOTORSPORT	ITA	BOSCO LUCA	ITA	TONY KART / VORTEX / BRIDG	10	9:46.836	10.168	0.322	57.079		12
13	106	Kosmic Racing Departement	ITA	EVARD PAUL	ERA	Kosmic / VORTEX / BRIDG	10	9:47.268	10.600	0.432	57.376		13
14	138	KR MOTORSPORT	ITA	VAN WALSTIJN SENNA	NLD	KR / TM RACING / BRIDG	10	9:47.360	10.692	0.092	57.390		14
15	142	CPB SPORT	ERA	HUBERT PETIT	ERA	Sodikart / TM RACING / BRIDG	10	9:48.399	11.731	1.039	57.591		15
16	135	MANETTI MOTORSPORT	ITA	PIZZI FRANCESCO	ITA	TONY KART / TM RACING / BRIDG	10	9:48.608	11.940	0.209	57.095		16
17	118	SC Performance	ITA	TEMPERINI FRANCESCO	ITA	TONY KART / VORTEX / BRIDG	10	9:49.157	12.489	0.549	57.560		17
18	140	CPB SPORT	ERA	PUTYATIN SLAVIK	UKR	Sodikart / TM RACING / BRIDG	10	9:46.995	15.327	2.838	57.292	+5.000	18
19	129	MK Racing	GBR	MNOMBELI MIHLALI	ZAF	TONY KART / VORTEX / BRIDG	10	10:01.719	25.051	9.724	58.973		19
20	130	ENERGY CORSE	ITA	SKARAS EMIL	SWE	ENERGY / TM RACING / BRIDG	8	7:47.497	2 Laps	2 Laps	57.346		20

No.140 PUTYATIN SLAVIK : Time penalty of 5 s for incorrectly installed front fairing or incorrect position of front fairing. According to Stewards' Decision No.19.

Not Classified

105	Kosmic Racing Departement	ITA	BENGTSSON AXEL	SWE	Kosmic / VORTEX / BRIDG				DNS				23
-----	---------------------------	-----	----------------	-----	-------------------------	--	--	--	-----	--	--	--	----

Leaders : No.109 CELENTA FRANCESCO (1-10)

Start Time : 29/03 - 15:59:58

Best Lap : No.101 LAMMERS BAS 56.807 98,03 Kph

Weather : Sunny Air : 21°C Track : Dry

Event Record : No.115 CAMPLESE LORENZO 56.286 98,94 Kph



DOCUMENT N° 19
DÉCISION DES COMMISSAIRES SPORTIFS
STEWARDS' DECISION

PÉNALITÉ INFLIGÉE AU CONCURRENT (NOM) : **CPB SPORT**
 PENALTY INFLICTED UPON THE ENTRANT (NAME):
 NATIONALITÉ / NATIONALITY: **FRA**
 N°: **140** PILOTE : **PUTYATIN SLAVIK**
 No.: DRIVER :

Concerne la partie de l'Épreuve : **KZZ - Eliminary HEAT C-D**
 Concerns the part of the event:

ÉNONCÉ / STATEMENT:
5 s time penalty in the session mentioned above.

MOTIF / REASON:
 The front fairing of kart mentioned above was not in the correct position (according to technical drawing no. 2d) when the chequered flag was waved and the kart concerned crossed the finish line.
 The Stewards impose this penalty after receiving of the relevant report of Judge of Facts and in application of the Art 2.3.3 General Prescriptions CIK-FIA 2019 and the relevant Bulletins.
 and in application of the bulletins c of the rpg of the WSK.

Décision annoncée Date / Date: **29/03/2019** Heure / Time: **16:16**
Decision announced

	Nom / Name	Signature
Président du Collège / Chairman of the Panel:		
Di Bari Oronzo (ITA) :	
Membres du Collège / Members of the Panel:		
Giorgione Nicola (ITA) :	
Spano' Angela (ITA) :	

NOTIFICATION AU CONCURRENT CONCERNÉ / NOTIFICATION TO THE RELEVANT ENTRANT

Je soussigné :
 I undersigned: Nom personnel / personal name

Représentant du Concurrent : **CPB SPORT**
 Representing the Entrant: Nom du Concurrent / Entrant's name

Certifie avoir reçu notification du document N° **19** des Commissaires Sportifs de l'Épreuve.
 Certify that I have been notified of document No. by the Stewards of the Meeting.

Date : Heure / Time: Signature :



KZ2

Eliminatory HEAT C-D

For information purposes. No official / regulatory value

Lap Chart

	1	2	3	4	5	6	7	8	9	10	11	12	13	14	15	16	17	18	19	20	21
Grid	109	112	151	122	136	146	101	111	107	135	121	140	117	130	106	128	118	138	129	142	105
Start	109	112	122	151	146	101	111	107	136	121	130	117	106	128	138	140	142	118	135	129	
Lap 1 <small>Interval</small>	109	112 0.1	122 0.2	111 0.3	151 0.2	101 0.3	107 0.2	146 0.4	121 0.1	130 0.3	128 0.8	117 0.2	136 0.2	142 0.2	138 0.1	106 0.2	118 0.1	135 0.0	140 0.3	129 0.2	
Lap 2	109	112 0.1	122 0.2	111 0.1	151 0.2	101 0.2	107 0.1	146 0.6	121 0.2	130 0.1	128 1.0	136 0.4	117 0.2	142 0.6	106 0.2	138 0.2	140 0.5	118 0.3	135 0.7	129 1.5	
Lap 3	109	112 0.2	122 0.0	111 0.1	151 0.1	101 0.2	107 0.2	146 0.6	130 0.4	121 0.2	136 0.9	128 0.1	117 0.1	106 1.2	142 0.5	140 0.5	138 0.0	118 0.2	135 0.1	129 3.7	
Lap 4	109	122 0.4	112 0.2	111 0.2	151 0.1	101 0.1	107 0.6	146 0.2	130 0.1	121 0.1	136 0.7	117 0.2	128 0.4	106 1.0	142 0.7	140 0.2	138 0.3	118 0.2	135 0.0	129 5.1	
Lap 5	109	122 0.3	112 0.1	111 0.3	101 0.1	151 0.3	146 0.7	130 0.5	107 0.0	121 0.1	136 0.3	117 0.2	128 0.8	106 1.1	140 0.9	142 0.2	138 0.1	118 0.4	135 0.1	129 7.0	
Lap 6	109	122 0.4	112 0.2	101 0.5	111 0.1	151 0.1	146 0.7	130 1.8	121 0.1	107 0.1	117 0.1	136 0.3	128 0.1	140 1.9	142 0.6	106 0.3	118 0.2	138 0.2	135 0.0	129 8.1	
Lap 7	109	122 0.4	112 0.2	101 0.2	111 0.4	151 0.2	146 0.7	130 2.4	121 0.2	107 0.2	117 0.2	128 0.9	136 0.1	140 0.8	142 1.1	106 0.1	118 0.2	138 0.0	135 0.1	129 9.5	
Lap 8	109	122 0.4	112 0.3	101 0.1	111 0.6	151 0.2	146 0.5	130 3.0	107 0.2	121 0.2	117 0.2	128 1.6	136 0.1	140 0.0	106 1.4	138 0.9	135 0.3	142 0.0	118 0.4	129 9.8	
Lap 9	109	122 0.3	101 0.2	112 0.2	111 0.6	151 0.2	146 0.3	107 3.8	117 0.1	121 1.7	128 0.5	136 0.2	140 0.1	106 0.9	138 0.7	142 0.8	135 0.2	118 0.3	129 11.0		
Lap 10	109	122 1.0	101 0.1	112 0.1	111 0.4	146 0.6	151 0.2	117 4.3	107 0.2	121 1.1	128 1.4	136 0.3	140 0.1	106 0.2	138 0.0	142 1.0	135 0.2	118 0.5	129 12.5		



WSK EURO SERIES

CIRCUITO INT. NAPOLI

28/31 MARCH 2019 **KZ2**



KZ2

Eliminatory HEAT C-D

Analysis

For information purposes. No official / regulatory value

Laps	Sector 1	Sector 2	Sector 3	Spd	Lap Time
3	25.532	18.325	14.553	113,7	58.410
4	25.730	17.706	14.083	115,9	57.519
5	25.548	17.762	14.080	116,4	57.390
6	25.599	18.528	14.618	115,0	58.745
7	25.696	17.689	14.213	116,2	57.598
8	25.763	18.233	14.321	113,6	58.317
9	25.693	17.703	14.058	114,6	57.454
10	25.598	17.619	14.260	112,0	57.477

No.140 PUTYATIN SLAVIK

1	28.851	18.830	15.016	113,3	1:02.697
2	26.408	17.868	14.081	114,0	58.357
3	25.440	17.935	14.367	113,7	57.742
4	25.594	17.692	14.006	115,0	57.292
5	25.583	17.790	13.994	114,5	57.367
6	25.471	17.847	14.346	113,6	57.664
7	25.525	17.791	14.012	113,3	57.328
8	25.497	17.812	14.286	109,7	57.595
9	26.238	17.967	14.020	115,2	58.225
10	26.063	17.806	14.893	112,6	58.762

No.142 HUBERT PETIT

1	28.269	18.686	14.764	112,6	1:01.719
2	25.929	18.053	14.306	114,2	58.288
3	25.660	18.358	14.206	113,9	58.224
4	25.654	17.797	14.140	113,7	57.591
5	25.648	18.063	14.135	114,6	57.846
6	25.574	18.102	14.369	113,6	58.045
7	25.695	17.967	14.215	112,5	57.877
8	26.106	18.335	14.804	105,3	59.245
9	25.896	17.847	14.132	113,7	57.875
10	25.661	17.902	14.149	114,3	57.712

No.146 PEX JORRIT

1	28.649	18.229	14.308	114,3	1:01.186
2	25.708	17.806	14.081	114,7	57.595
3	25.467	17.773	14.054	114,9	57.294
4	25.623	17.901	14.181	115,5	57.705
5	25.342	17.752	13.999	114,5	57.093
6	25.342	17.686	13.980	115,3	57.008
7	25.418	17.711	14.019	113,4	57.148
8	25.330	17.669	14.010	114,6	57.009
9	25.368	17.677	14.034	115,0	57.079
10	25.430	17.756	14.318	115,3	57.504

No.151 ARDIGO' MARCO

1	28.318	17.954	14.074	115,2	1:00.346
2	25.777	17.772	14.082	115,5	57.631
3	25.606	17.641	14.031	115,8	57.278
4	26.056	17.738	13.976	115,6	57.770
5	25.680	17.727	13.943	114,7	57.350
6	25.357	17.632	14.006	115,8	56.995
7	25.447	17.743	13.978	114,3	57.168
8	25.387	17.808	14.021	114,2	57.216
9	25.500	17.789	14.006	114,6	57.295
10	25.510	17.818	14.787	114,9	58.115



KZ2

Eliminatory HEAT C-D
Starting Grid

Document 10

105 BENGTSSON AXEL Kosmic / VORTEX / BRIDG		11	142 HUBERT PETIT Sodikart / TM RACING / BRIDG	
129 MNOMBELI MIHLALI TONY KART / VORTEX / BRIDG		10	138 VAN WALSTIJN SENNA KR / TM RACING / BRIDG	
118 TEMPERINI FRANCESCO TONY KART / VORTEX / BRIDG		9	128 SJOKVIST ISAK ENERGY / TM RACING / BRIDG	
106 EVARD PAUL Kosmic / VORTEX / BRIDG		8	130 SKARAS EMIL ENERGY / TM RACING / BRIDG	
117 NOMBLLOT JEAN Sodikart / TM RACING / BRIDG		7	140 PUTYATIN SLAVIK Sodikart / TM RACING / BRIDG	
121 LOUBERE PIERRE BirelArt / TM RACING / BRIDG		6	135 PIZZI FRANCESCO TONY KART / TM RACING / BRIDG	
107 PICCINI ALESSIO TONY KART / VORTEX / BRIDG		5	111 KREMERS MARIJN BirelArt / TM RACING / BRIDG	
101 LAMMERS BAS Sodikart / TM RACING / BRIDG		4	146 PEX JORRIT KR / TM RACING / BRIDG	
136 BOSCO LUCA TONY KART / VORTEX / BRIDG		3	122 LONGHI RICCARDO BirelArt / TM RACING / BRIDG	
151 ARDIGO' MARCO TONY KART / VORTEX / BRIDG		2	109 CELENTA FRANCESCO PRAGA / IAME / BRIDG	
109 CELENTA FRANCESCO PRAGA / IAME / BRIDG		1	112 IRLANDO ALEX BirelArt / TM RACING / BRIDG	

POLE POSITION





KZ2

Eliminatory HEAT A-B

Results

Document 15.1 OFFICIAL

Rnk	No.	Entrant	Nat	Driver	Nat	Equipment	Laps	Time	Gap	Interv.	Best Lap	Penalty	Points
1	115	SC Performance	ITA	CAMPLESE LORENZO	ITA	TONY KART / VORTEX / BRIDG	10	9:33.611			56.711		0
2	▲2	144 Sodikart	ITA	ABBASSE ANTHONY	ITA	Sodikart / TM RACING / BRIDG	10	9:34.146	0.535	0.535	56.718		2
3	▼1	102 Sodikart	ITA	RENAUDIN ADRIEN	ITA	Sodikart / TM RACING / BRIDG	10	9:35.420	1.809	1.274	56.725		3
4	▼1	104 TONY KART RACING TEAM	ITA	VIGANO' MATTEO	ITA	TONY KART / VORTEX / BRIDG	10	9:35.534	1.923	0.114	56.794		4
5	108	FORMULA K RACING TEAM	ITA	IGLESIAS JEREMY	ITA	FORMULA K / IAME / BRIDG	10	9:37.109	3.498	1.575	56.968		5
6	▲7	103 TONY KART RACING TEAM	ITA	PUHAKKA SIMO	FIN	TONY KART / VORTEX / BRIDG	10	9:37.736	4.125	0.627	56.901		6
7	120	CPB SPORT	ITA	DENNER EMILIEN	ITA	Sodikart / TM RACING / BRIDG	10	9:38.266	4.655	0.530	57.014		7
8	133	CRG Keijzer Racing	NLD	HAVERTKORT KAS	NLD	CRG / TM RACING / BRIDG	10	9:39.290	5.679	1.024	57.006		8
9	137	NGM MOTORSPORT	ITA	POLLINI GIACOMO	ITA	FORMULA K / TM RACING / BRIDG	10	9:39.730	6.119	0.440	57.244		9
10	▼4	124 Renda Motorsport	ITA	FUSCO GIUSEPPE	ITA	BirelArt / VORTEX / BRIDG	10	9:41.844	8.233	2.114	57.107		10
11	▼1	114 BIREL ART RACING	ITA	MARSEGLIA LEONARDO	ITA	BirelArt / TM RACING / BRIDG	10	9:42.097	8.486	0.253	57.069		11
12	▲5	125 KR MOTORSPORT	ITA	TONTERI PAAVO	FIN	KR / IAME / BRIDG	10	9:42.428	8.817	0.331	57.049		12
13	▲2	134 ITALCORSE RACING TEAM	ITA	MIZZONI MIRKO	ITA	ITALCORSE / TM RACING / BRIDG	10	9:42.434	8.823	0.006	56.960		13
14	126	KR MOTORSPORT	ITA	DREEZEN RICK	BEL	KR / IAME / BRIDG	10	9:44.651	11.040	2.217	57.324		14
15	▼3	127 KR MOTORSPORT	ITA	TORSELLINI MIRKO	ITA	KR / IAME / BRIDG	10	9:45.315	11.704	0.664	57.369		15
16	▼5	132 MEC KART MANUFACTURING	ITA	PALOMBA GIUSEPPE	ITA	CROCPROMOTION / TM RACING	10	9:40.340	11.729	0.025	57.021	+5.000	16
17	▲2	139 NOVALUX RACING TEAM	ITA	LUNDBERG DOUGLAS	SWE	LUXOR / LKE / BRIDG	10	9:46.184	12.573	0.844	57.542		17
18	▲2	123 KR MOTORSPORT	ITA	BIZZOTTO LEONARDO	ITA	KR / IAME / BRIDG	10	9:46.984	13.373	0.800	57.278		18
19	▼1	116 CPB SPORT	ITA	MOOR MARK VILLEM	EST	Sodikart / TM RACING / BRIDG	10	9:47.796	14.185	0.812	57.381		19
20	▼4	110 BIREL ART RACING KSW	AUT	VILLAGOMEZ RAFAEL	MEX	BirelArt / TM RACING / BRIDG	10	9:48.751	15.140	0.955	57.405		20
21	131	CRG Keijzer Racing	NLD	LOPEZ MARC	ESP	CRG / TM RACING / BRIDG	10	9:54.828	21.217	6.077	57.996		21
22	148	KR MOTORSPORT	ITA	PEX STAN	NLD	KR / TM RACING / BRIDG	8	8:55.997	2 Laps	2 Laps	57.016		22

No.132 PALOMBA GIUSEPPE : Time penalty of 5 s for incorrectly installed front fairing or incorrect position of front fairing. According to Stewards' Decision No.18.

Leaders : No.115 CAMPLESE LORENZO (1-10)

Start Time : 29/03 - 15:40:46

Best Lap : No.115 CAMPLESE LORENZO 56.711 98,20 Kph

Weather : Sunny Air : 21°C Track : Dry

Event Record : No.115 CAMPLESE LORENZO 56.286 98,94 Kph



DOCUMENT N° 18

DÉCISION DES COMMISSAIRES SPORTIFS
STEWARDS' DECISION

PÉNALITÉ INFLIGÉE AU CONCURRENT (NOM) : **MEC KART MANUFACTURING**
PENALTY INFLICTED UPON THE ENTRANT (NAME):

NATIONALITÉ / NATIONALITY: **ITA**

N°: **132**
No.:

PILOTE : **PALOMBA GIUSEPPE**
DRIVER :

Concerne la partie de l'Épreuve : **KZ2 - Eliminary HEAT A-B**
Concerns the part of the event:

ÉNONCÉ / STATEMENT:

5 s time penalty in the session mentioned above.

MOTIF / REASON:

The front fairing of kart mentioned above was not in the correct position (according to technical drawing no. 2d) when the chequered flag was waved and the kart concerned crossed the finish line.
The Stewards impose this penalty after receiving of the relevant report of Judge of Facts and in application of the Art 2.3.3 General Prescriptions CIK-FIA 2019 and the relevant Bulletins.
and in application of the bulletins c of the rpg of the WSK.

Décision annoncée
Decision announced

Date / Date: **29/03/2019**

Heure / Time: **15:58**

Nom / Name

Signature

Président du Collège / Chairman of the Panel:

Di Bari Oronzo (ITA) :

Membres du Collège / Members of the Panel:

Giorgione Nicola (ITA) :

Spano' Angela (ITA) :

NOTIFICATION AU CONCURRENT CONCERNÉ / NOTIFICATION TO THE RELEVANT ENTRANT

Je soussigné :
I undersigned: Nom personnel / personal name

Représentant du Concurrent : **MEC KART MANUFACTURING**
Representing the Entrant: Nom du Concurrent / Entrant's name

Certifie avoir reçu notification du document N° **18** des Commissaires Sportifs de l'Épreuve.
Certify that I have been notified of document No. by the Stewards of the Meeting.

Date : Heure / Time: Signature :



WSK EURO SERIES

CIRCUITO INT. NAPOLI

28/31 MARCH 2019 **KZ2**



KZ2

Eliminatory HEAT A-B

Lap Chart

For information purposes. No official / regulatory value

	1	2	3	4	5	6	7	8	9	10	11	12	13	14	15	16	17	18	19	20	21	22
Grid	115	102	104	144	108	124	120	133	137	114	132	127	103	126	134	110	125	116	139	123	131	148
Start	115	102	144	104	120	124	108	133	137	132	114	103	110	134	116	125	139	126	148	127	123	131
Lap 1 <small>Interval</small>	115	102 0.1	144 0.2	104 0.2	120 0.4	133 0.1	108 0.1	103 0.2	137 0.2	124 0.2	132 0.1	114 0.4	139 1.0	110 0.2	134 0.0	148 0.2	125 0.3	116 0.1	127 0.1	126 0.1	123 0.3	131 0.2
Lap 2	115	102 0.1	144 0.2	104 0.3	120 0.6	108 0.4	103 0.4	133 0.0	137 0.1	124 0.1	132 0.3	114 0.1	139 1.0	110 0.3	134 0.2	148 0.2	125 0.1	127 0.3	126 0.2	116 0.3	123 0.1	131 0.9
Lap 3	115	102 0.1	144 0.2	104 0.3	120 0.9	108 0.1	103 0.7	133 0.3	137 0.1	132 0.1	124 0.6	114 0.2	139 0.6	110 0.1	134 0.2	125 0.1	127 0.6	126 0.2	123 0.9	116 1.1	131 0.3	148 57.1
Lap 4	115	102 0.2	144 0.2	104 0.2	108 1.3	120 0.3	103 0.3	133 0.4	132 0.3	137 0.2	124 0.5	114 0.2	134 0.7	125 1.2	139 0.4	127 0.0	126 0.1	110 0.0	123 0.3	116 1.2	131 0.9	148 1:02
Lap 5	115	102 0.2	144 0.2	104 0.3	108 1.5	120 0.3	103 0.2	133 0.6	132 0.3	137 0.4	124 0.4	114 0.2	134 0.6	125 1.4	127 1.0	126 0.2	139 0.3	123 0.5	110 0.3	116 0.1	131 2.0	148 1:02
Lap 6	115	102 0.2	144 0.2	104 0.3	108 1.7	120 0.4	103 0.1	133 0.6	132 0.5	137 0.2	124 0.4	114 0.1	134 0.6	125 1.5	127 1.1	126 0.1	139 0.6	123 0.2	110 0.4	116 0.2	131 3.3	148 1:01
Lap 7	115	102 0.3	144 0.2	104 0.4	108 1.7	120 0.4	103 0.2	133 0.7	137 1.0	132 0.0	124 0.3	114 0.1	134 0.4	125 1.2	127 1.7	126 0.1	139 0.7	110 0.5	123 0.2	116 0.1	131 4.2	148 1:00
Lap 8	115	144 0.5	102 0.1	104 0.2	108 2.0	120 0.4	103 0.1	133 0.8	137 1.1	132 0.2	124 0.2	114 0.1	134 0.7	125 0.9	127 2.2	126 0.1	139 0.8	123 0.8	116 0.9	110 0.2	131 3.9	148 59.3
Lap 9	115	144 0.6	102 0.5	104 0.0	108 1.8	103 0.8	120 0.4	133 0.7	137 0.6	132 0.4	124 0.3	114 0.1	134 0.6	125 0.5	126 2.6	127 0.3	139 0.8	123 0.6	116 0.9	110 0.5	131 4.6	
Lap 10	115	144 0.5	102 1.2	104 0.1	108 1.5	103 0.6	120 0.5	133 1.0	137 0.4	132 0.6	124 1.5	114 0.2	125 0.3	134 0.0	126 2.2	127 0.6	139 0.8	123 0.8	116 0.8	110 0.9	131 6.0	



WSK EURO SERIES

CIRCUITO INT. NAPOLI

28/31 MARCH 2019 KZ2



KZ2

Eliminatory HEAT A-B

Analysis

For information purposes. No official / regulatory value

Laps	Sector 1	Sector 2	Sector 3	Spd	Lap Time
No.132 PALOMBA GIUSEPPE					
1	27.850	18.060	14.098	114,9	1:00.008
2	25.753	18.162	14.121	115,5	58.036
3	25.565	17.661	13.983	115,5	57.209
4	25.366	17.653	14.002	114,7	57.021
5	25.413	17.706	14.005	115,5	57.124
6	25.528	17.824	14.024	114,7	57.376
7	25.520	17.829	14.462	116,1	57.811
8	25.632	17.785	14.038	115,2	57.455
9	25.581	17.867	14.055	114,2	57.503
10	25.580	17.795	14.133	113,6	57.508

Laps	Sector 1	Sector 2	Sector 3	Spd	Lap Time
No.133 HAVERKORT KAS					
1	27.384	17.983	14.137	115,0	59.504
2	25.869	18.170	14.386	115,8	58.425
3	25.904	17.653	13.990	114,3	57.547
4	25.313	17.734	13.959	114,6	57.006
5	25.429	17.710	13.983	114,0	57.122
6	25.417	17.771	13.942	113,9	57.130
7	25.429	17.828	13.980	113,6	57.237
8	25.422	17.757	13.997	112,9	57.176
9	25.712	17.983	14.061	112,3	57.756
10	25.526	17.891	14.193	110,9	57.610

Laps	Sector 1	Sector 2	Sector 3	Spd	Lap Time
No.134 MIZZONI MIRKO					
1	28.300	18.496	14.276	116,4	1:01.072
2	26.016	17.980	14.016	115,8	58.012
3	25.478	17.865	14.046	115,5	57.389
4	25.362	17.692	13.934	114,7	56.988
5	25.371	17.657	13.932	114,9	56.960
6	25.451	17.688	14.040	114,9	57.179
7	25.526	17.771	14.037	114,3	57.334
8	25.590	17.834	14.085	114,2	57.509
9	25.689	17.859	14.054	113,3	57.602
10	25.605	17.917	14.878	112,6	58.400

Laps	Sector 1	Sector 2	Sector 3	Spd	Lap Time
No.137 POLLINI GIACOMO					
1	28.007	17.951	14.073	115,0	1:00.031
2	25.754	18.031	14.161	114,9	57.946
3	25.910	17.704	13.975	116,1	57.589
4	25.753	17.693	13.965	114,7	57.411
5	25.489	17.740	14.040	114,9	57.269
6	25.481	17.774	13.989	115,5	57.244
7	25.454	17.794	14.203	114,5	57.451
8	25.513	17.809	14.003	114,7	57.325
9	25.446	17.807	14.006	114,0	57.259
10	25.574	17.794	13.992	114,9	57.360

Laps	Sector 1	Sector 2	Sector 3	Spd	Lap Time
No.139 LUNDBERG DOUGLAS					
1	27.591	18.529	14.481	112,3	1:00.601
2	25.777	17.876	14.088	112,3	57.741
3	25.558	17.887	14.097	112,2	57.542
4	26.789	17.864	14.434	109,3	59.087
5	26.285	17.927	14.117	112,2	58.329
6	25.632	17.924	14.086	112,3	57.642
7	25.694	17.954	14.110	111,9	57.758
8	25.637	17.971	14.105	112,7	57.713
9	25.623	17.992	14.222	111,8	57.837
10	25.699	17.889	14.179	112,0	57.767

Laps	Sector 1	Sector 2	Sector 3	Spd	Lap Time
No.144 ABBASSE ANTHONY					
1	27.459	17.904	14.035	115,2	59.398
2	25.626	17.635	13.965	115,5	57.226
3	25.374	17.595	13.966	115,8	56.935
4	25.320	17.597	13.931	115,6	56.848
5	25.212	17.625	13.881	116,5	56.718
6	25.338	17.656	13.926	116,7	56.920
7	25.329	17.633	13.942	116,2	56.904
8	25.329	17.634	14.022	115,5	56.985
9	25.406	17.713	13.970	114,9	57.089
10	25.443	17.658	13.947	114,7	57.048

Laps	Sector 1	Sector 2	Sector 3	Spd	Lap Time
No.148 PEX STAN					
1	27.744	18.491	14.434	115,6	1:00.669
2	25.943	17.904	14.124	115,8	57.971
3	25.943	19.069	1:12.778		1:57.790
4	30.247	18.357	14.478	113,9	1:03.082
5	26.168	18.150	14.295	114,0	58.613
6	25.929	18.148	14.264	113,4	58.341
7	25.752	17.984	14.109	114,6	57.845
8	25.274	17.644	14.098	110,5	57.016



KZ2

Eliminatory HEAT A-B
Starting Grid

Document 9

131	LOPEZ MARC CRG / TM RACING / BRIDG		11	148	PEX STAN KR / TM RACING / BRIDG	
139	LUNDBERG DOUGLAS LUXOR / LKE / BRIDG		10	123	BIZZOTTO LEONARDO KR / IAME / BRIDG	
125	TONTERI PAAVO KR / IAME / BRIDG		9	116	MOOR MARK VILLEM Sodikart / TM RACING / BRIDG	
134	MIZZONI MIRKO ITALCORSE / TM RACING / BRIDG		8	110	VILLAGOMEZ RAFAEL BirelArt / TM RACING / BRIDG	
103	PUHAKKA SIMO TONY KART / VORTEX / BRIDG		7	126	DREEZEN RICK KR / IAME / BRIDG	
132	PALOMBA GIUSEPPE CROCPROMOTION / TM RACING / BRIDG		6	127	TORSELLINI MIRKO KR / IAME / BRIDG	
137	POLLINI GIACOMO FORMULA K / TM RACING / BRIDG		5	114	MARSEGLIA LEONARDO BirelArt / TM RACING / BRIDG	
120	DENNER EMILIE Sodikart / TM RACING / BRIDG		4	133	HAVERKORT KAS CRG / TM RACING / BRIDG	
108	IGLESIAS JEREMY FORMULA K / IAME / BRIDG		3	124	FUSCO GIUSEPPE BirelArt / VORTEX / BRIDG	
104	VIGANO' MATTEO TONY KART / VORTEX / BRIDG		2	144	ABBASSE ANTHONY Sodikart / TM RACING / BRIDG	
115	CAMPLESE LORENZO TONY KART / VORTEX / BRIDG		1	102	RENAUDIN ADRIEN Sodikart / TM RACING / BRIDG	

POLE POSITION




KZ2
**Qualifying Practice (QP)
Results**
Document 8 OFFICIAL

Rnk	No.	Entrant	Nat	Driver	Nat	Equipment	QPS1	QPS2	Time	Group
1	115	SC Performance		CAMPLESE LORENZO		TONY KART / VORTEX / BRIDG	-	56.286	56.286	A
2	102	Sodikart		RENAUDIN ADRIEN		Sodikart / TM RACING / BRIDG	56.299	-	56.299	B
3	109	PRAGA RACING TEAM		CELENTA FRANCESCO		PRAGA / IAME / BRIDG	-	56.538	56.538	C
4	112	BIREL ART RACING		IRLANDO ALEX		BirelArt / TM RACING / BRIDG	56.435	-	56.435	D
5	104	TONY KART RACING TEAM		VIGANO' MATTEO		TONY KART / VORTEX / BRIDG	-	56.548	56.548	A
6	144	Sodikart		ABBASSE ANTHONY		Sodikart / TM RACING / BRIDG	56.505	-	56.505	B
7	151	TONY KART RACING TEAM		ARDIGO' MARCO		TONY KART / VORTEX / BRIDG	-	56.556	56.556	C
8	122	BIREL ART RACING		LONGHI RICCARDO		BirelArt / TM RACING / BRIDG	56.556	-	56.556	D
9	108	FORMULA K RACING TEAM		IGLESIAS JEREMY		FORMULA K / IAME / BRIDG	-	56.635	56.635	A
10	124	Renda Motorsport		FUSCO GIUSEPPE		BirelArt / VORTEX / BRIDG	56.602	-	56.602	B
11	136	MANETTI MOTORSPORT		BOSCO LUCA		TONY KART / VORTEX / BRIDG	-	56.737	56.737	C
12	146	KR MOTORSPORT		PEX JORRIT		KR / TM RACING / BRIDG	56.709	-	56.709	D
13	120	CPB SPORT		DENNER EMILIEN		Sodikart / TM RACING / BRIDG	-	56.742	56.742	A
14	133	CRG Keijzer Racing		HAVERKORT KAS		CRG / TM RACING / BRIDG	56.751	-	56.751	B
15	101	Sodikart		LAMMERS BAS		Sodikart / TM RACING / BRIDG	-	56.765	56.765	C
16	111	BIREL ART RACING		KREMERS MARIJN		BirelArt / TM RACING / BRIDG	56.849	-	56.849	D
17	137	NGM MOTORSPORT		POLLINI GIACOMO		FORMULA K / TM RACING / BRIDG	-	56.780	56.780	A
18	114	BIREL ART RACING		MARSEGLIA LEONARDO		BirelArt / TM RACING / BRIDG	56.888	-	56.888	B
19	107	TONY KART RACING TEAM		PICCINI ALESSIO		TONY KART / VORTEX / BRIDG	-	56.789	56.789	C
20	135	MANETTI MOTORSPORT		PIZZI FRANCESCO		TONY KART / TM RACING / BRIDG	56.909	-	56.909	D
21	132	MEC KART MANUFACTURING		PALOMBA GIUSEPPE		CROCPROMOTION / TM RACING / B	-	56.792	56.792	A
22	127	KR MOTORSPORT		TORSELLINI MIRKO		KR / IAME / BRIDG	56.940	-	56.940	B
23	121	BIREL ART RACING		LOUBERE PIERRE		BirelArt / TM RACING / BRIDG	-	56.809	56.809	C
24	140	CPB SPORT		PUTYATIN SLAVIK		Sodikart / TM RACING / BRIDG	56.948	-	56.948	D
25	103	TONY KART RACING TEAM		PUHAKKA SIMO		TONY KART / VORTEX / BRIDG	-	56.854	56.854	A
26	126	KR MOTORSPORT		DREEZEN RICK		KR / IAME / BRIDG	56.958	-	56.958	B
27	117	CPB SPORT		NOMBLLOT JEAN		Sodikart / TM RACING / BRIDG	-	56.905	56.905	C
28	130	ENERGY CORSE		SKARAS EMIL		ENERGY / TM RACING / BRIDG	56.988	-	56.988	D
29	134	ITALCORSE RACING TEAM		MIZZONI MIRKO		ITALCORSE / TM RACING / BRIDG	-	56.912	56.912	A
30	110	BIREL ART RACING KSW		VILLAGOMEZ RAFAEL		BirelArt / TM RACING / BRIDG	57.069	-	57.069	B
31	106	Kosmic Racing Departement		EVRRARD PAUL		Kosmic / VORTEX / BRIDG	-	56.919	56.919	C
32	128	ENERGY CORSE		SJOKVIST ISAK		ENERGY / TM RACING / BRIDG	57.070	-	57.070	D
33	125	KR MOTORSPORT		TONTERI PAAVO		KR / IAME / BRIDG	-	57.156	57.156	A
34	116	CPB SPORT		MOOR MARK VILLEM		Sodikart / TM RACING / BRIDG	57.143	-	57.143	B
35	118	SC Performance		TEMPERINI FRANCESCO		TONY KART / VORTEX / BRIDG	-	57.322	57.322	C
36	138	KR MOTORSPORT		VAN WALSTIJN SENNA		KR / TM RACING / BRIDG	57.153	-	57.153	D
37	139	NOVALUX RACING TEAM		LUNDBERG DOUGLAS		LUXOR / LKE / BRIDG	-	57.339	57.339	A
38	123	KR MOTORSPORT		BIZZOTTO LEONARDO		KR / IAME / BRIDG	57.180	-	57.180	B
39	129	MK Racing		MNOMBELI MIHLALI		TONY KART / VORTEX / BRIDG	-	58.997	58.997	C
40	142	CPB SPORT		HUBERT PETIT		Sodikart / TM RACING / BRIDG	57.263	-	57.263	D
41	131	CRG Keijzer Racing		LOPEZ MARC		CRG / TM RACING / BRIDG	57.797	-	57.797	A
42	148	KR MOTORSPORT		PEX STAN		KR / TM RACING / BRIDG	1:27.755	-	1:27.755	B
Not Classified										
	105	Kosmic Racing Departement		BENGTSSON AXEL		Kosmic / VORTEX / BRIDG	-	No Time		C

Gap Between Series : 100.02%



WSK EURO SERIES

CIRCUITO INT. NAPOLI

28/31 MARCH 2019 KZ2

**KZ2**

Qualifying Pr. Series 2 (QPS2)

Results

Document 7.1 OFFICIAL

Rnk	No.	Entrant	Nat	Driver	Nat	Equipment	Sector 1	Sector 2	Sector 3	Time	Gap	Laps
1	115	SC Performance	ITA	CAMPLESE LORENZO	ITA	TONY KART / VORTEX / BRIDG	25.020	17.461	13.805	56.286		4
2	109	PRAGA RACING TEAM	ITA	CELENTA FRANCESCO	ITA	PRAGA / IAME / BRIDG	25.207	17.524	13.807	56.538	0.252	5
3	104	TONY KART RACING TEAM	ITA	VIGANO' MATTEO	ITA	TONY KART / VORTEX / BRIDG	25.129	17.551	13.868	56.548	0.262	5
4	151	TONY KART RACING TEAM	ITA	ARDIGO' MARCO	ITA	TONY KART / VORTEX / BRIDG	25.184	17.571	13.801	56.556	0.270	4
5	108	FORMULA K RACING TEAM	ITA	IGLESIAS JEREMY	FRA	FORMULA K / IAME / BRIDG	25.174	17.532	13.929	56.635	0.349	5
6	136	MANETTI MOTORSPORT	ITA	BOSCO LUCA	ITA	TONY KART / VORTEX / BRIDG	25.259	17.614	13.864	56.737	0.451	4
7	120	CPB SPORT	FRA	DENNER EMILIE	FRA	Sodikart / TM RACING / BRIDG	25.210	17.676	13.856	56.742	0.456	5
8	101	Sodikart	FRA	LAMMERS BAS	NLD	Sodikart / TM RACING / BRIDG	25.262	17.618	13.885	56.765	0.479	4
9	137	NGM MOTORSPORT	ITA	POLLINI GIACOMO	ITA	FORMULA K / TM RACING / BRIDG	25.266	17.609	13.905	56.780	0.494	5
10	107	TONY KART RACING TEAM	ITA	PICCINI ALESSIO	ITA	TONY KART / VORTEX / BRIDG	25.247	17.570	13.972	56.789	0.503	5
11	132	MEC KART MANUFACTURING	ITA	PALOMBA GIUSEPPE	ITA	CROCPROMOTION / TM RACING	25.258	17.634	13.900	56.792	0.506	5
12	121	BIREL ART RACING	ITA	LOUBERE PIERRE	FRA	BirelArt / TM RACING / BRIDG	25.358	17.594	13.857	56.809	0.523	5
13	103	TONY KART RACING TEAM	ITA	PUHAKKA SIMO	FIN	TONY KART / VORTEX / BRIDG	25.254	17.729	13.871	56.854	0.568	5
14	117	CPB SPORT	FRA	NOMBLLOT JEAN	FRA	Sodikart / TM RACING / BRIDG	25.254	17.733	13.918	56.905	0.619	5
15	134	ITALCORSE RACING TEAM	ITA	MIZZONI MIRKO	ITA	ITALCORSE / TM RACING / BRIDG	25.337	17.662	13.913	56.912	0.626	4
16	106	Kosmic Racing Departement	ITA	EVARD PAUL	FRA	Kosmic / VORTEX / BRIDG	25.339	17.592	13.988	56.919	0.633	5
17	125	KR MOTORSPORT	ITA	TONTERI PAAVO	FIN	KR / IAME / BRIDG	25.394	17.764	13.998	57.156	0.870	5
18	118	SC Performance	ITA	TEMPERINI FRANCESCO	ITA	TONY KART / VORTEX / BRIDG	25.494	17.730	14.098	57.322	1.036	4
19	139	NOVALUX RACING TEAM	ITA	LUNDBERG DOUGLAS	SWE	LUXOR / LKE / BRIDG	25.514	17.785	14.040	57.339	1.053	5
20	129	MK Racing	GBR	MNOBELI MIHLALI	ZAF	TONY KART / VORTEX / BRIDG	26.327	18.272	14.398	58.997	2.711	6

Not Classified

105	Kosmic Racing Departement	ITA	BENGTSSON AXEL	SWE	Kosmic / VORTEX / BRIDG					No Time		
-----	---------------------------	-----	----------------	-----	-------------------------	--	--	--	--	----------------	--	--

Start Time : 29/03 - 13:10:20

Best Lap : No.115 CAMPLESE LORENZO

56.286 98,94 Kph

Weather : Sunny Air : 20°C Track : Dry

Previous Event Record : No.102 RENAUDIN ADRIEN

56.299 98,92 Kph



WSK EURO SERIES

CIRCUITO INT. NAPOLI

28/31 MARCH 2019 **KZ2**



KZ2

Qualifying Pr. Series 2 (QPS2)

For information purposes. No official / regulatory value

Best Sectors Analysis

S1			S2			S3			Ideal Lap Times						
Rnk	No.	Time	Rnk	No.	Time	Rnk	No.	Time	Rnk	No.	Driver	Nat	Ideal Lap	Best Lap	Diff.
1	115	25.020	1	115	17.461	1	151	13.801	1	115	CAMPLESE LORENZO	ITA	56.284	56.286	0.002
2	104	25.129	2	109	17.524	2	115	13.803	2	109	CELENTA FRANCESCO	ITA	56.538	56.538	
3	108	25.174	3	108	17.532	3	109	13.807	3	104	VIGANO' MATTEO	ITA	56.548	56.548	
4	151	25.184	4	104	17.551	4	120	13.856	4	151	ARDIGO' MARCO	ITA	56.556	56.556	
5	107	25.198	5	107	17.570	5	121	13.857	5	108	IGLESIAS JEREMY	FRA	56.615	56.635	0.020
6	109	25.207	6	151	17.571	6	136	13.864	6	107	PICCINI ALESSIO	ITA	56.712	56.789	0.077
7	120	25.210	7	106	17.592	7	104	13.868	7	121	LOUBERE PIERRE	FRA	56.716	56.809	0.093
8	132	25.221	8	121	17.594	8	103	13.871	8	136	BOSCO LUCA	ITA	56.737	56.737	
9	117	25.254	9	137	17.609	9	101	13.885	9	120	DENNER EMILIE	FRA	56.742	56.742	
9	103	25.254	10	136	17.614	10	117	13.892	10	132	PALOMBA GIUSEPPE	ITA	56.749	56.792	0.043
11	137	25.259	11	101	17.618	11	132	13.900	11	101	LAMMERS BAS	NLD	56.765	56.765	
11	136	25.259	12	132	17.628	12	137	13.905	12	137	POLLINI GIACOMO	ITA	56.773	56.780	0.007
13	101	25.262	13	134	17.662	13	108	13.909	13	103	PUHAKKA SIMO	FIN	56.827	56.854	0.027
14	121	25.265	14	120	17.676	14	134	13.913	14	117	NOMBLLOT JEAN	FRA	56.873	56.905	0.032
15	134	25.337	15	103	17.702	15	107	13.944	15	134	MIZZONI MIRKO	ITA	56.912	56.912	
16	106	25.339	16	117	17.727	16	125	13.953	16	106	EVRRARD PAUL	ITA	56.916	56.919	0.003
17	125	25.394	17	118	17.730	17	106	13.985	17	125	TONTERI PAAVO	FIN	57.111	57.156	0.045
18	139	25.440	18	125	17.764	18	139	14.040	18	139	LUNDBERG DOUGLAS	SWE	57.265	57.339	0.074
19	118	25.494	19	139	17.785	19	118	14.085	19	118	TEMPERINI FRANCESCO	ITA	57.309	57.322	0.013
20	129	26.327	20	129	18.272	20	129	14.389	20	129	MNOMBELI MIHLALI	ZAF	58.988	58.997	0.009



WSK EURO SERIES

CIRCUITO INT. NAPOLI

28/31 MARCH 2019 KZ2



KZ2

Qualifying Pr. Series 2 (QPS2)

Analysis

For information purposes. No official / regulatory value

Laps	Sector 1	Sector 2	Sector 3	Spd	Lap Time
No.101 LAMMERS BAS					
1	48.184	33.018	30.379	86,6	1:51.581
2	36.433	33.476	21.141	113,0	1:31.050
3	25.704	17.638	13.938	113,9	57.280
4	25.262	17.618	13.885	112,9	56.765
No.103 PUHAKKA SIMO					
1	51.228	26.725	22.964	88,3	1:40.917
2	37.325	33.515	20.793	112,6	1:31.633
3	25.839	17.702	13.889	113,4	57.430
4	25.254	17.729	13.871	113,7	56.854
5	25.537	17.726	13.974	114,9	57.237
No.104 VIGANO' MATTEO					
1	58.083	21.670	17.443	107,2	1:37.196
2	34.677	24.366	15.623	114,7	1:14.666
3	25.515	17.672	13.959	115,2	57.146
4	25.129	17.551	13.868	115,0	56.548
5	25.223	17.774	13.937	113,4	56.934
No.106 EVRARD PAUL					
1	49.495	30.775	18.798	108,0	1:39.068
2	31.430	19.119	14.114	114,2	1:04.663
3	25.589	17.680	13.992	114,3	57.261
4	25.339	17.592	13.988	112,0	56.919
5	25.377	17.713	13.985	113,3	57.075
No.107 PICCINI ALESSIO					
1	58.750	29.621	15.979	97,7	1:44.350
2	36.152	20.019	14.681	114,7	1:10.852
3	25.381	17.580	13.944	115,2	56.905
4	25.198	17.686	13.978	114,5	56.862
5	25.247	17.570	13.972	114,0	56.789
No.108 IGLESIAS JEREMY					
1	53.673	28.378	21.562	104,0	1:43.613
2	29.721	18.833	14.489	114,2	1:03.043
3	25.550	17.671	13.909	113,6	57.130
4	25.174	17.532	13.929	114,0	56.635
5	25.230	17.659	13.910	113,6	56.799
No.109 CELENTA FRANCESCO					
1	50.093	27.164	17.903	83,1	1:35.160
2	35.396	18.776	14.112	114,3	1:08.284
3	25.600	17.665	13.897	114,5	57.162
4	25.313	17.593	13.865	113,0	56.771
5	25.207	17.524	13.807	113,9	56.538
No.115 CAMPLESE LORENZO					
1	47.722	26.992	22.780	99,3	1:37.494
2	37.048	34.632	19.951	113,9	1:31.631
3	25.411	17.647	13.803	115,0	56.861
4	25.020	17.461	13.805	114,6	56.286
No.117 NOMBLOT JEAN					
1	46.488	24.858	15.795	100,2	1:27.141
2	34.786	19.110	14.061	114,7	1:07.957
3	25.402	17.744	13.900	114,0	57.046
4	25.324	17.727	13.892	113,4	56.943
5	25.254	17.733	13.918	113,0	56.905
No.118 TEMPERINI FRANCESCO					
1	46.360	26.965	22.852	99,6	1:36.177
2	37.034	34.610	20.654	113,0	1:32.298
3	25.978	17.924	14.085	114,0	57.987

Laps	Sector 1	Sector 2	Sector 3	Spd	Lap Time
4	25.494	17.730	14.098	113,6	57.322
No.120 DENNER EMILIEN					
1	49.182	27.255	17.694	82,7	1:34.131
2	35.750	18.991	14.057	115,6	1:08.798
3	25.455	17.698	13.930	114,7	57.083
4	25.210	17.676	13.856	114,5	56.742
5	25.235	17.748	13.933	114,0	56.916
No.121 LOUBERE PIERRE					
1	46.055	28.389	17.595	109,4	1:32.039
2	32.405	18.984	14.055	114,5	1:05.444
3	25.358	17.594	13.857	115,6	56.809
4	25.288	17.779	13.912	114,3	56.979
5	25.265	17.819	13.980	113,7	57.064
No.125 TONTERI PAAVO					
1	53.188	28.361	21.595	106,3	1:43.144
2	29.912	18.780	14.380	112,9	1:03.072
3	25.634	17.920	14.025	112,9	57.579
4	25.409	17.839	13.953	112,3	57.201
5	25.394	17.764	13.998	111,6	57.156
No.129 MNOMBELI MIHLALI					
1	41.306	20.245	15.327	108,4	1:16.878
2	28.206	21.166	15.576	102,6	1:04.948
3	26.809	18.512	14.504	109,3	59.825
4	26.615	18.720	14.426	113,3	59.761
5	26.543	18.483	14.389	110,7	59.415
6	26.327	18.272	14.398	110,8	58.997
No.132 PALOMBA GIUSEPPE					
1	48.331	28.664	16.915	109,6	1:33.910
2	31.758	18.573	14.075	114,5	1:04.406
3	25.614	17.658	13.925	114,9	57.197
4	25.258	17.634	13.900	114,3	56.792
5	25.221	17.628	14.001	113,6	56.850
No.134 MIZZONI MIRKO					
1	48.220	28.295	20.107	101,6	1:36.622
2	31.007	21.694	14.193	113,3	1:06.894
3	25.564	17.748	14.055	113,3	57.367
4	25.337	17.662	13.913	113,3	56.912
No.136 BOSCO LUCA					
1	55.457	26.086	21.715	101,3	1:43.258
2	39.171	33.686	18.719	110,2	1:31.576
3	25.894	18.394	13.896	114,6	58.184
4	25.259	17.614	13.864	114,3	56.737
No.137 POLLINI GIACOMO					
1	48.224	28.422	17.565	108,4	1:34.211
2	31.482	19.213	14.081	115,3	1:04.776
3	25.266	17.609	13.905	114,7	56.780
4	25.259	17.698	13.926	114,3	56.883
5	25.262	17.724	13.950	114,5	56.936
No.139 LUNDBERG DOUGLAS					
1	56.950	27.551	17.289	83,8	1:41.790
2	36.053	20.647	14.214	113,6	1:10.914
3	25.514	17.785	14.040	112,2	57.339
4	25.440	18.082	14.163	111,6	57.685
5	25.517	17.935	14.066	110,4	57.518
No.151 ARDIGO' MARCO					
1	57.345	26.265	22.076	86,1	1:45.686

Laps	Sector 1	Sector 2	Sector 3	Spd	Lap Time
2	38.465	33.523	19.164	112,7	1:31.152
3	26.667	18.155	13.904	114,2	58.726
4	25.184	17.571	13.801	113,6	56.556



WSK EURO SERIES

CIRCUITO INT. NAPOLI

28/31 MARCH 2019 KZ2



KZ2

Qualifying Pr. Series 1 (QPS1)

Results

Document 6.1 OFFICIAL

Rnk	No.	Entrant	Nat	Driver	Nat	Equipment	Sector 1	Sector 2	Sector 3	Time	Gap	Laps
1	102	Sodikart		RENAUDIN ADRIEN		Sodikart / TM RACING / BRIDG	24.992	17.549	13.758	56.299		4
2	112	BIREL ART RACING		IRLANDO ALEX		BirelArt / TM RACING / BRIDG	24.975	17.608	13.852	56.435	0.136	5
3	144	Sodikart		ABBASSE ANTHONY		Sodikart / TM RACING / BRIDG	25.129	17.554	13.822	56.505	0.206	5
4	122	BIREL ART RACING		LONGHI RICCARDO		BirelArt / TM RACING / BRIDG	25.247	17.526	13.783	56.556	0.257	4
5	124	Renda Motorsport		FUSCO GIUSEPPE		BirelArt / VORTEX / BRIDG	25.172	17.672	13.758	56.602	0.303	5
6	146	KR MOTORSPORT		PEX JORRIT		KR / TM RACING / BRIDG	25.120	17.646	13.943	56.709	0.410	5
7	133	CRG Keijzer Racing		HAVERKORT KAS		CRG / TM RACING / BRIDG	25.275	17.662	13.814	56.751	0.452	4
8	111	BIREL ART RACING		KREMERS MARIJN		BirelArt / TM RACING / BRIDG	25.550	17.505	13.794	56.849	0.550	5
9	114	BIREL ART RACING		MARSEGLIA LEONARDO		BirelArt / TM RACING / BRIDG	25.273	17.733	13.882	56.888	0.589	5
10	135	MANETTI MOTORSPORT		PIZZI FRANCESCO		TONY KART / TM RACING / BRIDG	25.249	17.801	13.859	56.909	0.610	5
11	127	KR MOTORSPORT		TORSELLINI MIRKO		KR / IAME / BRIDG	25.293	17.643	14.004	56.940	0.641	5
12	140	CPB SPORT		PUTYATIN SLAVIK		Sodikart / TM RACING / BRIDG	25.370	17.657	13.921	56.948	0.649	6
13	126	KR MOTORSPORT		DREEZEN RICK		KR / IAME / BRIDG	25.325	17.740	13.893	56.958	0.659	5
14	130	ENERGY CORSE		SKARAS EMIL		ENERGY / TM RACING / BRIDG	25.544	17.575	13.869	56.988	0.689	5
15	110	BIREL ART RACING KSW		VILLAGOMEZ RAFAEL		BirelArt / TM RACING / BRIDG	25.418	17.741	13.910	57.069	0.770	6
16	128	ENERGY CORSE		SJOKVIST ISAK		ENERGY / TM RACING / BRIDG	25.476	17.678	13.916	57.070	0.771	5
17	116	CPB SPORT		MOOR MARK VILLEM		Sodikart / TM RACING / BRIDG	25.305	17.797	14.041	57.143	0.844	5
18	138	KR MOTORSPORT		VAN WALSTIJN SENNA		KR / TM RACING / BRIDG	25.413	17.760	13.980	57.153	0.854	5
19	123	KR MOTORSPORT		BIZZOTTO LEONARDO		KR / IAME / BRIDG	25.333	17.887	13.960	57.180	0.881	5
20	142	CPB SPORT		HUBERT PETIT		Sodikart / TM RACING / BRIDG	25.359	17.864	14.040	57.263	0.964	6
21	131	CRG Keijzer Racing		LOPEZ MARC		CRG / TM RACING / BRIDG	25.800	17.892	14.105	57.797	1.498	5
22	148	KR MOTORSPORT		PEX STAN		KR / TM RACING / BRIDG	46.202	23.755	17.798	1:27.755	31.456	1

Start Time : 29/03 - 12:52:49

Best Lap : No.102 RENAUDIN ADRIEN

56.299 98,92 Kph

Weather : Sunny Air : 20°C Track : Dry



KZ2

Qualifying Pr. Series 1 (QPS1)

For information purposes. No official / regulatory value

Best Sectors Analysis

S1			S2			S3			Ideal Lap Times						
Rnk	No.	Time	Rnk	No.	Time	Rnk	No.	Time	Rnk	No.	Driver	Nat	Ideal Lap	Best Lap	Diff.
1	112	24.975	1	144	17.480	1	124	13.758	1	102	RENAUDIN ADRIEN	FRA	56.242	56.299	0.057
2	102	24.992	2	102	17.492	1	102	13.758	2	112	IRLANDO ALEX	ITA	56.316	56.435	0.119
3	146	25.120	3	111	17.505	3	122	13.783	3	144	ABBASSE ANTHONY	FRA	56.431	56.505	0.074
4	144	25.129	4	122	17.526	4	111	13.794	4	122	LONGHI RICCARDO	ITA	56.445	56.556	0.111
5	122	25.136	5	112	17.539	5	112	13.802	5	111	KREMERS MARIJN	NLD	56.527	56.849	0.322
6	124	25.172	6	130	17.575	6	133	13.814	6	124	FUSCO GIUSEPPE	ITA	56.602	56.602	
7	126	25.194	7	135	17.587	7	144	13.822	7	135	PIZZI FRANCESCO	ITA	56.689	56.909	0.220
8	111	25.228	8	114	17.614	8	135	13.853	8	146	PEX JORRIT	NLD	56.707	56.709	0.002
9	135	25.249	9	127	17.621	9	114	13.860	9	133	HAVERTKORT KAS	NLD	56.717	56.751	0.034
10	114	25.273	10	133	17.628	10	140	13.868	10	114	MARSEGLIA LEONARDO	ITA	56.747	56.888	0.141
11	133	25.275	11	146	17.644	11	130	13.869	11	130	SKARAS EMIL	SVK	56.796	56.988	0.192
12	140	25.283	12	140	17.657	12	126	13.893	12	140	PUTYATIN SLAVIK	UKR	56.808	56.948	0.140
13	128	25.289	13	124	17.672	13	138	13.901	13	126	DREEZEN RICK	BEL	56.827	56.958	0.131
14	127	25.293	14	128	17.678	14	110	13.910	14	128	SJOKVIST ISAK	SVK	56.883	57.070	0.187
15	116	25.305	15	126	17.740	15	123	13.915	15	127	TORSELLINI MIRKO	ITA	56.918	56.940	0.022
16	110	25.331	16	110	17.741	16	128	13.916	16	110	VILLAGOMEZ RAFAEL	MEX	56.982	57.069	0.087
17	123	25.333	17	138	17.760	17	146	13.943	17	138	VAN WALSTIJN SENNA	NLD	57.074	57.153	0.079
18	130	25.352	18	116	17.761	18	127	14.004	18	123	BIZZOTTO LEONARDO	ITA	57.076	57.180	0.104
19	142	25.359	19	142	17.803	19	116	14.017	19	116	MOOR MARK VILLEM	EST	57.083	57.143	0.060
20	138	25.413	20	123	17.828	20	142	14.026	20	142	HUBERT PETIT	FRA	57.188	57.263	0.075
21	131	25.800	21	131	17.841	21	131	14.105	21	131	LOPEZ MARC	ESP	57.746	57.797	0.051
22	148	46.202	22	148	23.755	22	148	17.798	22	148	PEX STAN	NLD	1:27.755	1:27.755	



WSK EURO SERIES

CIRCUITO INT. NAPOLI

28/31 MARCH 2019 KZ2



KZ2 List of Participants (43 Drivers)

Document 1

No.	Entrant	Nat	Driver	Nat	Equipment
101	Sodikart		LAMMERS BAS		Sodikart / TM RACING / BRIDG
102	Sodikart		RENAUDIN ADRIEN		Sodikart / TM RACING / BRIDG
103	TONY KART RACING TEAM		PUHAKKA SIMO		TONY KART / VORTEX / BRIDG
104	TONY KART RACING TEAM		VIGANO' MATTEO		TONY KART / VORTEX / BRIDG
105	Kosmic Racing Departement		BENGTSSON AXEL		Kosmic / VORTEX / BRIDG
106	Kosmic Racing Departement		EVRRARD PAUL		Kosmic / VORTEX / BRIDG
107	TONY KART RACING TEAM		PICCINI ALESSIO		TONY KART / VORTEX / BRIDG
108	FORMULA K RACING TEAM		IGLESIAS JEREMY		FORMULA K / IAME / BRIDG
109	PRAGA RACING TEAM		CELENTA FRANCESCO		PRAGA / IAME / BRIDG
110	BIREL ART RACING KSW		VILLAGOMEZ RAFAEL		BirelArt / TM RACING / BRIDG
111	BIREL ART RACING		KREMERS MARIJN		BirelArt / TM RACING / BRIDG
112	BIREL ART RACING		IRLANDO ALEX		BirelArt / TM RACING / BRIDG
114	BIREL ART RACING		MARSEGLIA LEONARDO		BirelArt / TM RACING / BRIDG
115	SC Performance		CAMPLESE LORENZO		TONY KART / VORTEX / BRIDG
116	CPB SPORT		MOOR MARK VILLEM		Sodikart / TM RACING / BRIDG
117	CPB SPORT		NOMBLLOT JEAN		Sodikart / TM RACING / BRIDG
118	SC Performance		TEMPERINI FRANCESCO		TONY KART / VORTEX / BRIDG
120	CPB SPORT		DENNER EMILIEN		Sodikart / TM RACING / BRIDG
121	BIREL ART RACING		LOUBERE PIERRE		BirelArt / TM RACING / BRIDG
122	BIREL ART RACING		LONGHI RICCARDO		BirelArt / TM RACING / BRIDG
123	KR MOTORSPORT		BIZZOTTO LEONARDO		KR / IAME / BRIDG
124	Renda Motorsport		FUSCO GIUSEPPE		BirelArt / VORTEX / BRIDG
125	KR MOTORSPORT		TONTERI PAAVO		KR / IAME / BRIDG
126	KR MOTORSPORT		DREEZEN RICK		KR / IAME / BRIDG
127	KR MOTORSPORT		TORSELLINI MIRKO		KR / IAME / BRIDG
128	ENERGY CORSE		SJOKVIST ISAK		ENERGY / TM RACING / BRIDG
129	MK Racing		MNOMBELI MIHLALI		TONY KART / VORTEX / BRIDG
130	ENERGY CORSE		SKARAS EMIL		ENERGY / TM RACING / BRIDG
131	CRG Keijzer Racing		LOPEZ MARC		CRG / TM RACING / BRIDG
132	MEC KART MANUFACTURING		PALOMBA GIUSEPPE		CROCPROMOTION / TM RACING / BRIDG
133	CRG Keijzer Racing		HAVERKORT KAS		CRG / TM RACING / BRIDG
134	ITALCORSE RACING TEAM		MIZZONI MIRKO		ITALCORSE / TM RACING / BRIDG
135	MANETTI MOTORSPORT		PIZZI FRANCESCO		TONY KART / TM RACING / BRIDG
136	MANETTI MOTORSPORT		BOSCO LUCA		TONY KART / VORTEX / BRIDG
137	NGM MOTORSPORT		POLLINI GIACOMO		FORMULA K / TM RACING / BRIDG
138	KR MOTORSPORT		VAN WALSTIJN SENNA		KR / TM RACING / BRIDG
139	NOVALUX RACING TEAM		LUNDBERG DOUGLAS		LUXOR / LKE / BRIDG
140	CPB SPORT		PITYATIN SLAVIK		Sodikart / TM RACING / BRIDG
142	CPB SPORT		HUBERT PETIT		Sodikart / TM RACING / BRIDG
144	Sodikart		ABBASSE ANTHONY		Sodikart / TM RACING / BRIDG
146	KR MOTORSPORT		PEX JORRIT		KR / TM RACING / BRIDG
148	KR MOTORSPORT		PEX STAN		KR / TM RACING / BRIDG
151	TONY KART RACING TEAM		ARDIGO' MARCO		TONY KART / VORTEX / BRIDG