

WAKC Fuldaer AC

OK Junioren

Vogelsbergring 1,038 Km

Freies Training

23.09.2018 09:00

Training (10:00 Zeit) gestartet um 9:05:21

Pos.	Nr.	Name	Wohnort	Fabrikat	Bewerber/Sponsor	Rnd.	Beste Zeit	Diff.	In Rd.	km/h
1	56	Julien-Noel Rehberg	GER-Haltern am See	Tony/TM	Auto Rehberg/RMW Motorsport/RC Halter	9	1:03.431		7	58,911
2	22	Simon Conner Primm	GER-Großschirna	DR/TM	NKS/ADAC Sachsen / KCS	8	1:03.681	0.250	5	58,680
3	6	Max Rosam	GER-Taunusstein	Jesolo/TM	MSC Wolfhagen	9	1:03.738	0.307	7	58,628
4	8	Carl Louis Kölschbach	GER-Köln	Sodi/IAME	Achim Kölschbach / ADAC Nordrhein / KCI	8	1:04.691	1.260	7	57,764
5	24	David Jaromin	GER-Windeck	CRG/IAME	RTG Kartsport/KCK Kart Club Kerpen	8	1:04.768	1.337	7	57,695
6	12	Moritz Wiskirchen	GER-Euskirchen	Exprit/IAME	RMW Motorsport ADAC Mittelrhein/AC Rül	8	1:04.881	1.450	3	57,595
7	58	Valon Musa	GER-Weilbach	CRG/IAME	CRG Deutschland/MSK Wartturm e.V. im A	8	1:05.149	1.718	7	57,358
8	15	Pablo Kramer	GER-Hamm Sieg	CRG/TM	FS-RL Competition/AC Hamm/Sieg ADAC I	8	1:05.157	1.726	7	57,351
9	57	Elijah Saia	Deggingen	Mach1/IAME		8	1:06.582	3.151	7	56,123
10	50	Niklas Kalus	GER-Duisburg	Mach 1/TM	DS Kartsport/	4	1:06.741	3.310	3	55,990
11	9	Philip Wiskirchen	GER-Euskirchen	Tony/	RMW Motorsport/AC Rügenach	7	1:09.049	5.618	5	54,118
12	11	Julien Koch	GER-Wehrheim	Gillard/IAME	ADAC Hessen Thüringen /MSC Wittgenbor	1	1:09.209	5.778	1	53,993
13	4	Michael Nikita Grüning	GER-Bad Homburg	Mach1/TM	DS Kartsport/	8	1:10.006	6.575	8	53,378
14	3	Paul Braunhold	GER-Fürth	Parolin/TM	MSR WST/AC Stein	5	1:10.948	7.517	5	52,670

WAKC Fuldaer AC

OK Junioren

Vogelsbergring 1,038 Km

Freies Training

23.09.2018 09:00

Training (10:00 Zeit) gestartet um 9:05:21

Runde	Rundenzeit	Diff.	Tageszeit
(56) Julien-Noel Rehberg			
1	1:05.182	+1.751	9:07:20.708
2	1:04.547	+1.116	9:08:25.255
3	1:04.687	+1.256	9:09:29.942
4	1:04.382	+0.951	9:10:34.324
5	1:04.756	+1.325	9:11:39.080
6	1:04.324	+0.893	9:12:43.404
7	1:03.431		9:13:46.835
8	1:03.685	+0.254	9:14:50.520
9	1:03.838	+0.407	9:15:54.358

Runde	Rundenzeit	Diff.	Tageszeit
(22) Simon Conner Primm			
1	1:05.215	+1.534	9:07:13.321
2	1:04.439	+0.758	9:08:17.760
3	1:04.482	+0.801	9:09:22.242
4	1:57.543	+53.862	9:11:19.785
5	1:03.681		9:12:23.466
6	1:04.252	+0.571	9:13:27.718
7	1:03.953	+0.272	9:14:31.671
8	1:03.712	+0.031	9:15:35.383

Runde	Rundenzeit	Diff.	Tageszeit
(6) Max Rosam			
1	1:04.441	+0.703	9:07:12.074
2	1:08.484	+4.746	9:08:20.558
3	1:04.053	+0.315	9:09:24.611
4	1:20.826	+17.088	9:10:45.437
5	1:04.526	+0.788	9:11:49.963
6	1:04.249	+0.511	9:12:54.212
7	1:03.738		9:13:57.950
8	1:03.946	+0.208	9:15:01.896
9	1:03.758	+0.020	9:16:05.654

Runde	Rundenzeit	Diff.	Tageszeit
(8) Carl Louis Kölschbach			
1	1:07.224	+2.533	9:07:17.333
2	1:27.031	+22.340	9:08:44.364
3	1:04.821	+0.130	9:09:49.185
4	2:08.271	+1:03.580	9:11:57.456
5	1:05.338	+0.647	9:13:02.794
6	1:06.367	+1.676	9:14:09.161
7	1:04.691		9:15:13.852
8	1:05.752	+1.061	9:16:19.604

Runde	Rundenzeit	Diff.	Tageszeit
(24) David Jaromin			
1	1:08.677	+3.909	9:08:11.991
2	1:05.456	+0.688	9:09:17.447
3	1:06.821	+2.053	9:10:24.268
4	1:05.073	+0.305	9:11:29.341
5	1:05.032	+0.264	9:12:34.373
6	1:04.776	+0.008	9:13:39.149
7	1:04.768		9:14:43.917
8	1:04.889	+0.121	9:15:48.806

Runde	Rundenzeit	Diff.	Tageszeit
(12) Moritz Wiskirchen			
1	1:07.038	+2.157	9:07:24.015
2	1:05.678	+0.797	9:08:29.693
3	1:04.881		9:09:34.574
4	1:07.142	+2.261	9:10:41.716
5	2:14.583	+1:09.702	9:12:56.299
6	1:05.448	+0.567	9:14:01.747
7	1:05.869	+0.988	9:15:07.616
8	1:05.313	+0.432	9:16:12.929

Runde	Rundenzeit	Diff.	Tageszeit
(58) Valon Musa			
1	1:09.323	+4.174	9:07:53.079
2	1:08.418	+3.269	9:09:01.497

Runde	Rundenzeit	Diff.	Tageszeit
3	1:07.533	+2.384	9:10:09.030
4	1:06.019	+0.870	9:11:15.049
5	1:06.505	+1.356	9:12:21.554
6	1:07.821	+2.672	9:13:29.375
7	1:05.149		9:14:34.524
8	1:05.488	+0.339	9:15:40.012

Runde	Rundenzeit	Diff.	Tageszeit
(15) Pablo Kramer			
1	1:10.480	+5.323	9:07:44.880
2	1:08.267	+3.110	9:08:53.147
3	1:06.059	+0.902	9:09:59.206
4	1:06.611	+1.454	9:11:05.817
5	1:06.315	+1.158	9:12:12.132
6	1:06.637	+1.480	9:13:18.769
7	1:05.157		9:14:23.926
8	1:06.836	+1.679	9:15:30.762

Runde	Rundenzeit	Diff.	Tageszeit
(57) Elijah Saia			
1	1:11.782	+5.200	9:08:12.917
2	1:08.633	+2.051	9:09:21.550
3	1:07.922	+1.340	9:10:29.472
4	1:08.547	+1.965	9:11:38.019
5	1:08.236	+1.654	9:12:46.255
6	1:06.932	+0.350	9:13:53.187
7	1:06.582		9:14:59.769
8	1:06.699	+0.117	9:16:06.468

Runde	Rundenzeit	Diff.	Tageszeit
(50) Niklas Kalus			
1	1:10.634	+3.893	9:11:29.839
2	2:11.354	+1:04.613	9:13:41.193
3	1:06.741		9:14:47.934
4	1:06.865	+0.124	9:15:54.799

Runde	Rundenzeit	Diff.	Tageszeit
(9) Philip Wiskirchen			
1	1:12.317	+3.268	9:08:00.359
2	1:11.951	+2.902	9:09:12.310
3	1:13.156	+4.107	9:10:25.466
4	1:29.089	+20.040	9:11:54.555
5	1:09.049		9:13:03.604
6	1:10.057	+1.008	9:14:13.661
7	1:09.734	+0.685	9:15:23.395

Runde	Rundenzeit	Diff.	Tageszeit
(11) Julien Koch			
1	1:09.209		9:07:25.977

Runde	Rundenzeit	Diff.	Tageszeit
(4) Michael Nikita Grüning			
1	1:20.216	+10.210	9:08:00.783
2	1:13.445	+3.439	9:09:14.228
3	1:11.765	+1.759	9:10:25.993
4	1:13.306	+3.300	9:11:39.299
5	1:10.846	+0.840	9:12:50.145
6	1:10.374	+0.368	9:14:00.519
7	1:10.098	+0.092	9:15:10.617
8	1:10.006		9:16:20.623

Runde	Rundenzeit	Diff.	Tageszeit
(3) Paul Braunhold			
1	1:12.648	+1.700	9:09:00.914
2	1:11.307	+0.359	9:10:12.221
3	3:24.514	+2:13.566	9:13:36.735
4	1:11.024	+0.076	9:14:47.759
5	1:10.948		9:15:58.707

Reg-Nr.: C KA 11/18

Orbits

Rennleiter Andreas Ehm

Zeitnahme Monika Riehmers

Gedruckt: 23.09.2018 09:17:51

Aushang:

h

WAKC Fuldaer AC

OK Junioren

Vogelsbergring 1,038 Km

Zeittraining

23.09.2018 10:45

Qualifikation (10:00 Zeit) gestartet um 10:50:24

Pos.	Nr.	Name	Wohnort	Fabrikat	Bewerber/Sponsor	Rnd.	Beste Zeit	Diff.	In Rd.	km/h
1	6	Max Rosam	GER-Taunusstein	Jesolo/TM	MSC Wolfhagen	3	1:02.344		3	59,938
2	8	Carl Louis Kölschbach	GER-Köln	Sodi/IAME	Achim Kölschbach / ADAC Nordrhein / KCI	9	1:02.607	0.263	8	59,687
3	22	Simon Conner Primm	GER-Großschirna	DR/TM	NKS/ADAC Sachsen / KCS	9	1:02.623	0.279	5	59,671
4	56	Julien-Noel Rehberg	GER-Halter am See	Tony/TM	Auto Rehberg/RMW Motorsport/RC Halter	9	1:02.826	0.482	8	59,479
5	15	Pablo Kramer	GER-Hamm Sieg	CRG/TM	FS-RL Competition/AC Hamm/Sieg ADAC	6	1:03.081	0.737	6	59,238
6	24	David Jaromin	GER-Windeck	CRG/IAME	RTG Kartsport/KCK Kart Club Kerpen	9	1:03.100	0.756	9	59,220
7	11	Julien Koch	GER-Wehrheim	Gillard/IAME	ADAC Hessen Thüringen /MSC Wittgenbor	9	1:03.363	1.019	7	58,974
8	12	Moritz Wiskirchen	GER-Euskirchen	Exprit/IAME	RMW Motorsport ADAC Mittelrhein/AC Rül	9	1:04.514	2.170	7	57,922
9	58	Valon Musa	GER-Weilbach	CRG/IAME	CRG Deutschland/MSC Wartturm e.V. im A	9	1:04.705	2.361	6	57,751
10	50	Niklas Kalus	GER-Duisburg	Mach 1/TM	DS Kartsport/	9	1:04.787	2.443	8	57,678
11	3	Paul Braunhold	GER-Fürth	Parolin/TM	MSR WST/AC Stein	9	1:05.230	2.886	5	57,287
12	4	Michael Nikita Grüning	GER-Bad Homburg	Mach1/TM	DS Kartsport/	4	1:06.830	4.486	3	55,915
13	9	Philip Wiskirchen	GER-Euskirchen	Tony/	RMW Motorsport/AC Rügenach	7	1:07.249	4.905	7	55,567
14	57	Elijah Saia	Deggingen	Mach1/IAME					0	-

Bemerkungen

Ergebnis vorbehaltlich technischen und sportlichen Nachuntersuchung

Reg-Nr.: C KA 11/18

Orbits

Rennleiter Andreas Ehm

Zeitnahme Monika Riehmers

Gedruckt: 23.09.2018 11:21:30

Aushang:

h

WAKC Fuldaer AC

OK Junioren

Vogelsbergring 1,038 Km

Zeittraining

23.09.2018 10:45

Qualifikation (10:00 Zeit) gestartet um 10:50:24

Runde	Rundenzeit	Diff.	Tageszeit
(6) Max Rosam			
1	1:03.866	+1.522	10:52:09.070
2	1:02.527	+0.183	10:53:11.597
3	1:02.344		10:54:13.941

Runde	Rundenzeit	Diff.	Tageszeit
(8) Carl Louis Kölschbach			
1	1:07.281	+4.674	10:52:10.693
2	1:05.561	+2.954	10:53:16.254
3	1:05.319	+2.712	10:54:21.573
4	1:03.145	+0.538	10:55:24.718
5	1:03.302	+0.695	10:56:28.020
6	1:03.518	+0.911	10:57:31.538
7	1:03.539	+0.932	10:58:35.077
8	1:02.607		10:59:37.684
9	1:03.685	+1.078	11:00:41.369

Runde	Rundenzeit	Diff.	Tageszeit
(22) Simon Conner Primm			
1	1:04.529	+1.906	10:52:10.345
2	1:05.260	+2.637	10:53:15.605
3	1:03.922	+1.299	10:54:19.527
4	1:03.154	+0.531	10:55:22.681
5	1:02.623		10:56:25.304
6	1:03.138	+0.515	10:57:28.442
7	1:02.684	+0.061	10:58:31.126
8	1:03.305	+0.682	10:59:34.431
9	1:03.033	+0.410	11:00:37.464

Runde	Rundenzeit	Diff.	Tageszeit
(56) Julien-Noel Rehberg			
1	1:12.939	+10.113	10:52:15.551
2	1:04.815	+1.989	10:53:20.366
3	1:04.063	+1.237	10:54:24.429
4	1:02.981	+0.155	10:55:27.410
5	1:03.040	+0.214	10:56:30.450
6	1:03.209	+0.383	10:57:33.659
7	1:02.834	+0.008	10:58:36.493
8	1:02.826		10:59:39.319
9	1:02.838	+0.012	11:00:42.157

Runde	Rundenzeit	Diff.	Tageszeit
(15) Pablo Kramer			
1	1:04.827	+1.746	10:52:11.395
2	1:05.097	+2.016	10:53:16.492
3	1:03.840	+0.759	10:54:20.332
4	1:03.396	+0.315	10:55:23.728
5	1:03.267	+0.186	10:56:26.995
6	1:03.081		10:57:30.076

Runde	Rundenzeit	Diff.	Tageszeit
(24) David Jaromin			
1	1:04.351	+1.251	10:52:16.400
2	1:04.573	+1.473	10:53:20.973
3	1:04.647	+1.547	10:54:25.620
4	1:04.474	+1.374	10:55:30.094
5	1:03.951	+0.851	10:56:34.045
6	1:04.336	+1.236	10:57:38.381
7	1:03.847	+0.747	10:58:42.228
8	1:03.493	+0.393	10:59:45.721
9	1:03.100		11:00:48.821

Runde	Rundenzeit	Diff.	Tageszeit
(11) Julien Koch			
1	1:06.702	+3.339	10:52:14.657
2	1:06.172	+2.809	10:53:20.829
3	1:04.461	+1.098	10:54:25.290
4	1:04.026	+0.663	10:55:29.316
5	1:04.308	+0.945	10:56:33.624
6	1:03.744	+0.381	10:57:37.368
7	1:03.363		10:58:40.731

Runde	Rundenzeit	Diff.	Tageszeit
8	1:04.005	+0.642	10:59:44.736
9	1:03.699	+0.336	11:00:48.435

Runde	Rundenzeit	Diff.	Tageszeit
(12) Moritz Wiskirchen			
1	1:18.727	+14.213	10:52:31.736
2	1:06.973	+2.459	10:53:38.709
3	1:05.966	+1.452	10:54:44.675
4	1:05.834	+1.320	10:55:50.509
5	1:06.021	+1.507	10:56:56.530
6	1:05.254	+0.740	10:58:01.784
7	1:04.514		10:59:06.298
8	1:05.267	+0.753	11:00:11.565
9	1:06.174	+1.660	11:01:17.739

Runde	Rundenzeit	Diff.	Tageszeit
(58) Valon Musa			
1	1:05.477	+0.772	10:52:33.401
2	1:05.495	+0.790	10:53:38.896
3	1:05.131	+0.426	10:54:44.027
4	1:05.088	+0.383	10:55:49.115
5	1:05.046	+0.341	10:56:54.161
6	1:04.705		10:57:58.866
7	1:05.701	+0.996	10:59:04.567
8	1:04.750	+0.045	11:00:09.317
9	1:04.882	+0.177	11:01:14.199

Runde	Rundenzeit	Diff.	Tageszeit
(50) Niklas Kalus			
1	1:06.218	+1.431	10:52:18.101
2	1:06.096	+1.309	10:53:24.197
3	1:08.911	+4.124	10:54:33.108
4	1:06.588	+1.801	10:55:39.696
5	1:05.803	+1.016	10:56:45.499
6	1:05.070	+0.283	10:57:50.569
7	1:05.388	+0.601	10:58:55.957
8	1:04.787		11:00:00.744
9	1:05.242	+0.455	11:01:05.986

Runde	Rundenzeit	Diff.	Tageszeit
(3) Paul Braunhold			
1	1:08.084	+2.854	10:52:23.522
2	1:07.677	+2.447	10:53:31.199
3	1:09.061	+3.831	10:54:40.260
4	1:06.582	+1.352	10:55:46.842
5	1:05.230		10:56:52.072
6	1:06.272	+1.042	10:57:58.344
7	1:06.067	+0.837	10:59:04.411
8	1:06.232	+1.002	11:00:10.643
9	1:08.205	+2.975	11:01:18.848

Runde	Rundenzeit	Diff.	Tageszeit
(4) Michael Nikita Grüning			
1	1:09.571	+2.741	10:52:27.266
2	1:07.543	+0.713	10:53:34.809
3	1:06.830		10:54:41.639
4	1:07.319	+0.489	10:55:48.958

Runde	Rundenzeit	Diff.	Tageszeit
(9) Philip Wiskirchen			
1	1:12.087	+4.838	10:52:39.795
2	1:08.812	+1.563	10:53:48.607
3	1:07.844	+0.595	10:54:56.451
4	1:09.303	+2.054	10:56:05.754
5	1:09.498	+2.249	10:57:15.252
6	1:09.631	+2.382	10:58:24.883
7	1:07.249		10:59:32.132

WAKC Fuldaer AC

OK Junioren

Vogelsbergring 1,038 Km

1.Lauf

23.09.2018 13:30

Rennen (16 Runden)

57
14
4
12
50
10
12
8
24
6
56
4
8
2

9
13
3
11
58
9
11
7
15
5
22
3
6

7
6
5
4
3
2
1

POLE POSITION 1

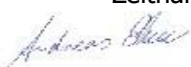


Reg-Nr.: C KA 11/18

Orbits

Rennleiter Andreas Ehm

Zeitnahme Monika Riehmers




BRIDGESTONE

SANDTLER

Gedruckt: 23.09.2018 11:22:34

Aushang:

h

komet Racing Tyres

VEGA High Technology in Karting Tyres

WAKC Fuldaer AC
OK Junioren
Vogelsbergring 1,038 Km
1. Lauf
23.09.2018 13:30
Rennen (16 Runden) gestartet um 13:45:00

Pos.	Nr.	Ga	Name	Wohnort	Fabrikat	Bewerber/Sponsor	Rnd.	Gesamtzeit	Diff.	Beste Zeit	In Rd.	Pkt
1	6		Max Rosam	GER-Taunusstein	Jesolo/TM	MSC Wolfhagen	16	16:25.783		1:01.130	2	20
2	56		Julien-Noel Rehberg	GER-Halterm am See	Tony/TM	Auto Rehberg/RMW Motorsport/RC Halt	16	16:41.896	16.113	1:02.086	10	18
3	15	Ja	Pablo Kramer	GER-Hamm Sieg	CRG/TM	FS-RL Competition/AC Hamm/Sieg ADA	16	16:47.501	21.718	1:02.449	9	16
4	58	Ja	Valon Musa	GER-Weilbach	CRG/IAME	CRG Deutschland/MSC Wartturm e.V. irr	16	16:54.604	28.821	1:02.799	13	15
5	11		Julien Koch	GER-Wehrheim	Gillard/IAME	ADAC Hessen Thüringen /MSC Wittgent	16	16:56.005	30.222	1:02.657	11	14
6	24		David Jaromin	GER-Windeck	CRG/IAME	RTG Kartsport/KCK Kart Club Kerpen	16	17:02.809	37.026	1:02.900	3	13
7	12		Moritz Wiskirchen	GER-Euskirchen	Exprit/IAME	RMW Motorsport ADAC Mittelrhein/AC F	16	17:03.063	37.280	1:03.303	5	12
8	3		Paul Braunhold	GER-Fürth	Parolin/TM	MSR WST/AC Stein	16	17:09.684	43.901	1:03.639	11	11
9	4		Michael Nikita Grüning	GER-Bad Homburg	Mach1/TM	DS Kartsport/	16	17:11.435	45.652	1:03.678	13	10
10	9		Phillip Wiskirchen	GER-Euskirchen	Tony/	RMW Motorsport/AC Rübenach	15	16:34.877	1 Runde	1:04.987	8	9
11	22	Ja	Simon Conner Primm	GER-Großschirna	DR/TM	NKS/ADAC Sachsen / KCS	15	17:23.666	1 Runde	1:01.438	10	8
Nicht gewertet: (75% = 12 Rnd.)												
	57		Elijah Saia	Deggingen	Mach1/IAME		8	8:42.036	8 Runden	1:03.917	7	0
	8	Ja	Carl Louis Kölschbach	GER-Köln	Sodi/IAME	Achim Kölschbach / ADAC Nordrhein / k	4	4:13.734	12 Runden	1:02.832	3	0
	50		Niklas Kalus	GER-Duisburg	Mach 1/TM	DS Kartsport/	2	2:14.572	14 Runden	1:06.578	2	0

Bemerkungen

Ergebnis vorbehaltlich technischen und sportlichen Nachuntersuchung

Gestartet: 14 Gewertet: 11 nicht Gewertet: 3

22 + 5 sec Spoiler

Vorsprung	Ø km/h	Beste Rundenzeit	km/h	Beste Runde von
16.113	60,651	1:01.130	61,129	6 - Max Rosam

Reg-Nr.: C KA 11/18
Orbits

Rennleiter Andreas Ehm

Zeitnahme Monika Riehmers

Aushang:

h

WAKC Fuldaer AC

OK Junioren

Vogelsbergring 1,038 Km

1. Lauf

23.09.2018 13:30

Rennen (16 Runden) gestartet um 13:45:00

Runde	Rundenzeit	Diff.	Tageszeit
(6) Max Rosam			
1	1:01.920	+0.790	13:46:02.277
2	1:01.130		13:47:03.407
3	1:01.842	+0.712	13:48:05.249
4	1:01.460	+0.330	13:49:06.709
5	1:01.670	+0.540	13:50:08.379
6	1:01.897	+0.767	13:51:10.276
7	1:01.598	+0.468	13:52:11.874
8	1:01.335	+0.205	13:53:13.209
9	1:01.645	+0.515	13:54:14.854
10	1:01.480	+0.350	13:55:16.334
11	1:01.400	+0.270	13:56:17.734
12	1:01.813	+0.683	13:57:19.547
13	1:01.442	+0.312	13:58:20.989
14	1:01.287	+0.157	13:59:22.276
15	1:02.199	+1.069	14:00:24.475
16	1:01.665	+0.535	14:01:26.140

Runde	Rundenzeit	Diff.	Tageszeit
(56) Julien-Noel Rehberg			
1	1:04.131	+2.045	13:46:04.965
2	1:02.642	+0.556	13:47:07.607
3	1:02.841	+0.755	13:48:10.448
4	1:02.991	+0.905	13:49:13.439
5	1:02.645	+0.559	13:50:16.084
6	1:02.123	+0.037	13:51:18.207
7	1:02.875	+0.789	13:52:21.082
8	1:02.321	+0.235	13:53:23.403
9	1:02.164	+0.078	13:54:25.567
10	1:02.086		13:55:27.653
11	1:02.259	+0.173	13:56:29.912
12	1:02.398	+0.312	13:57:32.310
13	1:02.365	+0.279	13:58:34.675
14	1:02.319	+0.233	13:59:36.994
15	1:02.387	+0.301	14:00:39.381
16	1:02.872	+0.786	14:01:42.253

Runde	Rundenzeit	Diff.	Tageszeit
(15) Pablo Kramer			
1	1:03.616	+1.167	13:46:04.343
2	1:03.002	+0.553	13:47:07.345
3	1:02.451	+0.002	13:48:09.796
4	1:03.224	+0.775	13:49:13.020
5	1:03.649	+1.200	13:50:16.669
6	1:02.896	+0.447	13:51:19.565
7	1:02.749	+0.300	13:52:22.314
8	1:02.891	+0.442	13:53:25.205
9	1:02.449		13:54:27.654
10	1:02.998	+0.549	13:55:30.652
11	1:02.942	+0.493	13:56:33.594
12	1:02.494	+0.045	13:57:36.088
13	1:02.694	+0.245	13:58:38.782
14	1:02.806	+0.357	13:59:41.588
15	1:03.089	+0.640	14:00:44.677
16	1:03.181	+0.732	14:01:47.858

Runde	Rundenzeit	Diff.	Tageszeit
(58) Valon Musa			
1	1:05.673	+2.874	13:46:06.813
2	1:03.305	+0.506	13:47:10.118
3	1:03.129	+0.330	13:48:13.247
4	1:03.027	+0.228	13:49:16.274
5	1:03.459	+0.660	13:50:19.733
6	1:03.285	+0.486	13:51:23.018
7	1:03.159	+0.360	13:52:26.177
8	1:03.725	+0.926	13:53:29.902
9	1:04.362	+1.563	13:54:34.264
10	1:03.058	+0.259	13:55:37.322

Runde	Rundenzeit	Diff.	Tageszeit
11	1:03.062	+0.263	13:56:40.384
12	1:02.881	+0.082	13:57:43.265
13	1:02.799		13:58:46.064
14	1:02.871	+0.072	13:59:48.935
15	1:02.959	+0.160	14:00:51.894
16	1:03.067	+0.268	14:01:54.961

Runde	Rundenzeit	Diff.	Tageszeit
(11) Julien Koch			
1	1:05.140	+2.483	13:46:06.047
2	1:03.205	+0.548	13:47:09.252
3	1:03.050	+0.393	13:48:12.302
4	1:03.012	+0.355	13:49:15.314
5	1:03.205	+0.548	13:50:18.519
6	1:03.558	+0.901	13:51:22.077
7	1:04.620	+1.963	13:52:26.697
8	1:03.605	+0.948	13:53:30.302
9	1:04.420	+1.763	13:54:34.722
10	1:03.596	+0.939	13:55:38.318
11	1:02.657		13:56:40.975
12	1:02.901	+0.244	13:57:43.876
13	1:03.016	+0.359	13:58:46.892
14	1:02.811	+0.154	13:59:49.703
15	1:03.128	+0.471	14:00:52.831
16	1:03.531	+0.874	14:01:56.362

Runde	Rundenzeit	Diff.	Tageszeit
(24) David Jaromin			
1	1:04.359	+1.459	13:46:05.230
2	1:03.147	+0.247	13:47:08.377
3	1:02.900		13:48:11.277
4	1:03.378	+0.478	13:49:14.655
5	1:03.557	+0.657	13:50:18.212
6	1:03.646	+0.746	13:51:21.858
7	1:03.855	+0.955	13:52:25.713
8	1:03.968	+1.068	13:53:29.681
9	1:04.464	+1.564	13:54:34.145
10	1:04.488	+1.588	13:55:38.633
11	1:03.604	+0.704	13:56:42.237
12	1:03.763	+0.863	13:57:46.000
13	1:03.806	+0.906	13:58:49.806
14	1:04.814	+1.914	13:59:54.620
15	1:04.329	+1.429	14:00:58.949
16	1:04.217	+1.317	14:02:03.166

Runde	Rundenzeit	Diff.	Tageszeit
(12) Moritz Wiskirchen			
1	1:05.635	+2.332	13:46:06.658
2	1:04.064	+0.761	13:47:10.722
3	1:04.007	+0.704	13:48:14.729
4	1:03.450	+0.147	13:49:18.179
5	1:03.303		13:50:21.482
6	1:03.841	+0.538	13:51:25.323
7	1:03.503	+0.200	13:52:28.826
8	1:03.810	+0.507	13:53:32.636
9	1:03.395	+0.092	13:54:36.031
10	1:03.747	+0.444	13:55:39.778
11	1:03.572	+0.269	13:56:43.350
12	1:03.753	+0.450	13:57:47.103
13	1:03.897	+0.594	13:58:51.000
14	1:03.811	+0.508	13:59:54.811
15	1:04.372	+1.069	14:00:59.183
16	1:04.237	+0.934	14:02:03.420

Runde	Rundenzeit	Diff.	Tageszeit
(3) Paul Braunhold			
1	1:07.473	+3.834	13:46:08.797
2	1:05.466	+1.827	13:47:14.263
3	1:04.070	+0.431	13:48:18.333
4	1:04.128	+0.489	13:49:22.461

Runde	Rundenzeit	Diff.	Tageszeit
5	1:03.825	+0.186	13:50:26.286
6	1:04.004	+0.365	13:51:30.290
7	1:04.209	+0.570	13:52:34.499
8	1:03.679	+0.040	13:53:38.178
9	1:03.989	+0.350	13:54:42.167
10	1:03.997	+0.358	13:55:46.164
11	1:03.639		13:56:49.803
12	1:03.976	+0.337	13:57:53.779
13	1:04.163	+0.524	13:58:57.942
14	1:03.900	+0.261	14:00:01.842
15	1:04.100	+0.461	14:01:05.942
16	1:04.099	+0.460	14:02:10.041

Runde	Rundenzeit	Diff.	Tageszeit
(4) Michael Nikita Grüning			
1	1:07.676	+3.998	13:46:09.124
2	2:09.935	+1:06.257	13:48:19.059
3	1:03.978	+0.300	13:49:23.037
4	1:03.842	+0.164	13:50:26.879
5	1:04.482	+0.804	13:51:31.361
6	1:03.715	+0.037	13:52:35.076
7	1:04.238	+0.560	13:53:39.314
8	1:04.105	+0.427	13:54:43.419
9	1:04.182	+0.504	13:55:47.601
10	1:04.286	+0.608	13:56:51.887
11	1:04.185	+0.507	13:57:56.072
12	1:03.929	+0.251	13:59:00.001
13	1:03.678		14:00:03.679
14	1:03.992	+0.314	14:01:07.671
15	1:04.121	+0.443	14:02:11.792

Runde	Rundenzeit	Diff.	Tageszeit
(9) Philip Wiskirchen			
1	1:06.638	+1.651	13:46:10.113
2	1:05.839	+0.852	13:47:15.952
3	1:05.718	+0.731	13:48:21.670
4	1:06.558	+1.571	13:49:28.228
5	1:05.944	+0.957	13:50:34.172
6	1:06.114	+1.127	13:51:40.286
7	1:05.487	+0.500	13:52:45.773
8	1:04.987		13:53:50.760
9	1:05.917	+0.930	13:54:56.677
10	1:06.213	+1.226	13:56:02.890
11	1:05.512	+0.525	13:57:08.402
12	1:05.385	+0.398	13:58:13.787
13	1:06.649	+1.662	13:59:20.436
14	1:09.117	+4.130	14:00:29.553
15	1:05.681	+0.694	14:01:35.234

Runde	Rundenzeit	Diff.	Tageszeit
(22) Simon Conner Primm			
1	1:51.837	+50.399	13:46:52.368
2	1:02.936	+1.498	13:47:55.304
3	1:02.688	+1.250	13:48:57.992
4	1:02.469	+1.031	13:50:00.461
5	1:02.428	+0.990	13:51:02.889
6	1:02.609	+1.171	13:52:05.498
7	1:03.503	+2.065	13:53:09.001
8	1:02.118	+0.680	13:54:11.119
9	1:02.612	+1.174	13:55:13.731
10	1:01.438		13:56:15.169
11	1:05.463	+4.025	13:57:20.632
12	1:03.006	+1.568	13:58:23.638
13	1:03.049	+1.611	13:59:26.687
14	1:46.299	+44.861	14:01:12.986
15	1:06.037	+4.599	14:02:19.023

Runde	Rundenzeit	Diff.	Tageszeit
(57) Elijah Saia			
1	1:07.787	+3.870	13:46:09.485

WAKC Fuldaer AC

OK Junioren

Vogelsbergring 1,038 Km

1.Lauf

23.09.2018 13:30

Rennen (16 Runden) gestartet um 13:45:00

Runde	Rundenzeit	Diff.	Tageszeit
2	1:05.202	+1.285	13:47:14.687
3	1:05.204	+1.287	13:48:19.891
4	1:04.297	+0.380	13:49:24.188
5	1:04.024	+0.107	13:50:28.212
6	1:06.248	+2.331	13:51:34.460
7	1:03.917		13:52:38.377
8	1:04.016	+0.099	13:53:42.393

(8) Carl Louis Kölschbach

Runde	Rundenzeit	Diff.	Tageszeit
1	1:03.428	+0.596	13:46:03.943
2	1:04.194	+1.362	13:47:08.137
3	1:02.832		13:48:10.969
4	1:03.122	+0.290	13:49:14.091

(50) Niklas Kalus

Runde	Rundenzeit	Diff.	Tageszeit
1	1:07.094	+0.516	13:46:08.351
2	1:06.578		13:47:14.929

Runde	Rundenzeit	Diff.	Tageszeit
-------	------------	-------	-----------

Runde	Rundenzeit	Diff.	Tageszeit
-------	------------	-------	-----------



WAKC Fuldaer AC

OK Junioren

Vogelsbergring 1,038 Km

2.Lauf

23.09.2018 15:50


Rennen (16 Runden)

50
14
57
12
9
10
3
8
24
6
58
4
56
2

8
13
22
11
4
9
12
7
11
5
15
3
6

7
6
5
4
3
2
1

POLE POSITION 1

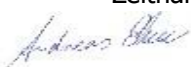


Reg-Nr.: C KA 11/18

Orbits

Rennleiter Andreas Ehm

Zeitnahme Monika Riehmers




BRIDGESTONE

SANDTLER

Gedruckt: 23.09.2018 14:16:59

Aushang:

h

komet Racing Tyres

VEGA High Technology in Karting Tyres

WAKC Fuldaer AC

OK Junioren

Vogelsbergring 1,038 Km

2.Lauf

23.09.2018 15:50

Rennen (16 Runden) gestartet um 16:14:18

Pos.	Nr.	Ga	Name	Wohnort	Fabrikat	Bewerber/Sponsor	Rnd.	Gesamtzeit	Diff.	Beste Zeit	In Rd.	Pkt
1	6		Max Rosam	GER-Taunusstein	Jesolo/TM	MSC Wolfhagen	16	16:46.159		1:02.103	14	20
2	22	Ja	Simon Conner Primm	GER-Großschirna	DR/TM	NKS/ADAC Sachsen / KCS	16	16:50.548	4.389	1:01.737	12	18
3	8	Ja	Carl Louis Kölschbach	GER-Köln	Sodi/IAME	Achim Kölschbach / ADAC Nordrhein / K	16	16:51.819	5.660	1:01.737	14	16
4	15	Ja	Pablo Kramer	GER-Hamm Sieg	CRG/TM	FS-RL Competition/AC Hamm/Sieg ADA	16	17:02.898	16.739	1:02.719	14	15
5	56		Julien-Noel Rehberg	GER-Halterm am See	Tony/TM	Auto Rehberg/RMW Motorsport/RC Halt	16	17:09.902	23.743	1:03.459	10	14
6	58	Ja	Valon Musa	GER-Weilbach	CRG/IAME	CRG Deutschland/MSD Wartturm e.V. irr	16	17:10.413	24.254	1:03.625	14	13
7	4		Michael Nikita Grüning	GER-Bad Homburg	Mach1/TM	DS Kartsport/	16	17:23.391	37.232	1:04.168	10	12
8	12		Moritz Wiskirchen	GER-Euskirchen	Exprit/IAME	BMW Motorsport ADAC Mittelrhein/AC R	16	17:23.522	37.363	1:03.913	10	11
9	50		Niklas Kalus	GER-Duisburg	Mach 1/TM	DS Kartsport/	16	17:38.331	52.172	1:04.757	10	10
Nicht gewertet: (75% = 12 Rnd.)												
	24		David Jaromin	GER-Windeck	CRG/IAME	RTG Kartsport/KCK Kart Club Kerpen	6	6:28.037	10 Runden	1:03.416	5	0
	3		Paul Braunhold	GER-Fürth	Parolin/TM	MSR WST/AC Stein	1	1:07.794	15 Runden	1:07.086	1	0
	11		Julien Koch	GER-Wehrheim	Gillard/IAME	ADAC Hessen Thüringen /MSC Wittgent	1	1:09.605	15 Runden	1:08.314	1	0
NS	9		Philip Wiskirchen	GER-Euskirchen	Tony/	BMW Motorsport/AC Rübenach			DNS		0	0
NS	57		Elijah Saia	Deggingen	Mach1/IAME				DNS		0	0

Bemerkungen

Ergebnis vorbehaltlich technischen und sportlichen Nachuntersuchung

Gestartet: 12 Gewertet: 9 nicht Gewertet: 3

Vorsprung	Ø km/h	Beste Rundenzeit	km/h	Beste Runde von
4.389	59,423	1:01.737	60,528	8 - Carl Louis Kölschbach

Reg-Nr.: C KA 11/18

Orbits

Rennleiter Andreas Ehm

Zeitnahme Monika Riehmers



WAKC Fuldaer AC

OK Junioren

Vogelsbergring 1,038 Km

2.Lauf

23.09.2018 15:50

Rennen (16 Runden) gestartet um 16:14:18

Runde	Rundenzeit	Diff.	Tageszeit
(6) Max Rosam			
1	1:03.849	+1.746	16:15:22.040
2	1:03.593	+1.490	16:16:25.633
3	1:03.550	+1.447	16:17:29.183
4	1:03.225	+1.122	16:18:32.408
5	1:02.724	+0.621	16:19:35.132
6	1:02.642	+0.539	16:20:37.774
7	1:03.165	+1.062	16:21:40.939
8	1:03.182	+1.079	16:22:44.121
9	1:03.076	+0.973	16:23:47.197
10	1:02.390	+0.287	16:24:49.587
11	1:02.892	+0.789	16:25:52.479
12	1:02.320	+0.217	16:26:54.799
13	1:02.246	+0.143	16:27:57.045
14	1:02.103		16:28:59.148
15	1:02.543	+0.440	16:30:01.691
16	1:02.659	+0.556	16:31:04.350

Runde	Rundenzeit	Diff.	Tageszeit
(22) Simon Conner Primm			
1	1:07.131	+5.394	16:15:26.413
2	1:05.304	+3.567	16:16:31.717
3	1:03.435	+1.698	16:17:35.152
4	1:04.468	+2.731	16:18:39.620
5	1:03.748	+2.011	16:19:43.368
6	1:03.835	+2.098	16:20:47.203
7	1:02.844	+1.107	16:21:50.047
8	1:02.769	+1.032	16:22:52.816
9	1:02.374	+0.637	16:23:55.190
10	1:01.877	+0.140	16:24:57.067
11	1:01.964	+0.227	16:25:59.031
12	1:01.737		16:27:00.768
13	1:01.903	+0.166	16:28:02.671
14	1:01.965	+0.228	16:29:04.636
15	1:01.824	+0.087	16:30:06.460
16	1:02.279	+0.542	16:31:08.739

Runde	Rundenzeit	Diff.	Tageszeit
(8) Carl Louis Kölschbach			
1	1:06.600	+4.863	16:15:26.164
2	1:04.405	+2.668	16:16:30.569
3	1:04.327	+2.590	16:17:34.896
4	1:03.972	+2.235	16:18:38.868
5	1:03.175	+1.438	16:19:42.043
6	1:05.390	+3.653	16:20:47.433
7	1:02.945	+1.208	16:21:50.378
8	1:02.733	+0.996	16:22:53.111
9	1:02.469	+0.732	16:23:55.580
10	1:02.551	+0.814	16:24:58.131
11	1:02.231	+0.494	16:26:00.362
12	1:01.996	+0.259	16:27:02.358
13	1:01.760	+0.023	16:28:04.118
14	1:01.737		16:29:05.855
15	1:01.833	+0.096	16:30:07.688
16	1:02.322	+0.585	16:31:10.010

Runde	Rundenzeit	Diff.	Tageszeit
(15) Pablo Kramer			
1	1:05.816	+3.097	16:15:24.297
2	1:04.769	+2.050	16:16:29.066
3	1:05.785	+3.066	16:17:34.851
4	1:05.014	+2.295	16:18:39.865
5	1:04.931	+2.212	16:19:44.796
6	1:03.884	+1.165	16:20:48.680
7	1:03.637	+0.918	16:21:52.317
8	1:03.826	+1.107	16:22:56.143
9	1:03.657	+0.938	16:23:59.800
10	1:03.787	+1.068	16:25:03.587

Runde	Rundenzeit	Diff.	Tageszeit
11	1:03.159	+0.440	16:26:06.746
12	1:02.810	+0.091	16:27:09.556
13	1:02.991	+0.272	16:28:12.547
14	1:02.719		16:29:15.266
15	1:03.026	+0.307	16:30:18.292
16	1:02.797	+0.078	16:31:21.089

Runde	Rundenzeit	Diff.	Tageszeit
(56) Julien-Noel Rehberg			
1	1:05.573	+2.114	16:15:23.830
2	1:04.969	+1.510	16:16:28.799
3	1:04.909	+1.450	16:17:33.708
4	1:05.637	+2.178	16:18:39.345
5	1:05.591	+2.132	16:19:44.936
6	1:04.376	+0.917	16:20:49.312
7	1:04.252	+0.793	16:21:53.564
8	1:04.087	+0.628	16:22:57.651
9	1:03.824	+0.365	16:24:01.475
10	1:03.459		16:25:04.934
11	1:03.641	+0.182	16:26:08.575
12	1:04.009	+0.550	16:27:12.584
13	1:03.622	+0.163	16:28:16.206
14	1:03.822	+0.363	16:29:20.028
15	1:04.048	+0.589	16:30:24.076
16	1:04.017	+0.558	16:31:28.093

Runde	Rundenzeit	Diff.	Tageszeit
(58) Valon Musa			
1	1:06.854	+3.229	16:15:25.399
2	1:04.733	+1.108	16:16:30.132
3	1:05.518	+1.893	16:17:35.650
4	1:05.351	+1.726	16:18:41.001
5	1:04.322	+0.697	16:19:45.323
6	1:04.827	+1.202	16:20:50.150
7	1:04.047	+0.422	16:21:54.197
8	1:04.050	+0.425	16:22:58.247
9	1:03.967	+0.342	16:24:02.214
10	1:03.799	+0.174	16:25:06.013
11	1:03.686	+0.061	16:26:09.699
12	1:03.775	+0.150	16:27:13.474
13	1:03.760	+0.135	16:28:17.234
14	1:03.625		16:29:20.859
15	1:03.791	+0.166	16:30:24.650
16	1:03.954	+0.329	16:31:28.604

Runde	Rundenzeit	Diff.	Tageszeit
(4) Michael Nikita Grüning			
1	1:08.548	+4.380	16:15:28.067
2	1:07.248	+3.080	16:16:35.315
3	1:04.686	+0.518	16:17:40.001
4	1:05.347	+1.179	16:18:45.348
5	1:05.176	+1.008	16:19:50.524
6	1:05.005	+0.837	16:20:55.529
7	1:05.230	+1.062	16:22:00.759
8	1:04.637	+0.469	16:23:05.396
9	1:04.996	+0.828	16:24:10.392
10	1:04.168		16:25:14.560
11	1:04.722	+0.554	16:26:19.282
12	1:04.224	+0.056	16:27:23.506
13	1:04.815	+0.647	16:28:28.321
14	1:04.286	+0.118	16:29:32.607
15	1:04.207	+0.039	16:30:36.814
16	1:04.768	+0.600	16:31:41.582

Runde	Rundenzeit	Diff.	Tageszeit
(12) Moritz Wiskirchen			
1	1:08.515	+4.602	16:15:27.609
2	1:06.430	+2.517	16:16:34.039
3	1:05.380	+1.467	16:17:39.419
4	1:05.541	+1.628	16:18:44.960

Runde	Rundenzeit	Diff.	Tageszeit
5	1:05.271	+1.358	16:19:50.231
6	1:04.828	+0.915	16:20:55.059
7	1:05.424	+1.511	16:22:00.483
8	1:04.529	+0.616	16:23:05.012
9	1:05.048	+1.135	16:24:10.060
10	1:03.913		16:25:13.973
11	1:04.987	+1.074	16:26:18.960
12	1:04.345	+0.432	16:27:23.305
13	1:04.808	+0.895	16:28:28.113
14	1:04.155	+0.242	16:29:32.268
15	1:04.389	+0.476	16:30:36.657
16	1:05.056	+1.143	16:31:41.713

Runde	Rundenzeit	Diff.	Tageszeit
(50) Niklas Kalus			
1	1:08.644	+3.887	16:15:28.711
2	1:07.415	+2.658	16:16:36.126
3	1:06.097	+1.340	16:17:42.223
4	1:05.821	+1.064	16:18:48.044
5	1:05.696	+0.939	16:19:53.740
6	1:05.843	+1.086	16:20:59.583
7	1:05.465	+0.708	16:22:05.048
8	1:05.214	+0.457	16:23:10.262
9	1:05.058	+0.301	16:24:15.320
10	1:04.757		16:25:20.077
11	1:07.452	+2.695	16:26:27.529
12	1:05.770	+1.013	16:27:33.299
13	1:05.200	+0.443	16:28:38.499
14	1:06.623	+1.866	16:29:45.122
15	1:05.551	+0.794	16:30:50.673
16	1:05.849	+1.092	16:31:56.522

Runde	Rundenzeit	Diff.	Tageszeit
(24) David Jaromin			
1	1:05.880	+2.464	16:15:24.667
2	1:04.680	+1.264	16:16:29.347
3	1:04.673	+1.257	16:17:34.020
4	1:05.039	+1.623	16:18:39.059
5	1:03.416		16:19:42.475
6	1:03.753	+0.337	16:20:46.228

Runde	Rundenzeit	Diff.	Tageszeit
(3) Paul Braunhold			
1	1:07.086		16:15:25.985

Runde	Rundenzeit	Diff.	Tageszeit
(11) Julien Koch			
1	1:08.314		16:15:27.796

WAKC Fuldaer AC 23.09.18
Strecke: Vogelsbergring
Tageswertung Klasse OK Junior

Pos	Nr.	Vorname	Nachname	Pos Zeittraining	Punkte Rennen 1	Punkte Rennen 2	Punkte Gesamt
1	6	Max	Rosam	1	20	20	40
2	56	Julien-Noel	Rehberg	4	18	14	32
3	15	Pablo	Kramer	5	16	15	31
4	58	Valon	Musa	9	15	13	28
5	22	Simon Conner	Primm	3	8	18	26
6	12	Moritz	Wiskirchen	8	12	11	23
7	4	Michael Nikita	Grüning	12	10	12	22
8	8	Carl Louis	Kölschbach	2	0	16	16
9	11	Julien	Koch	7	14	0	14
10	24	David	Jaromin	6	13	0	13
11	3	Paul	Braunhold	11	11	0	11
12	50	Niklas	Kalus	10	0	10	10
13	9	Philip	Wiskirchen	13	9	0	9
14	57	Elijah	Saia	14	0	0	0

Ergebnis vorbehaltlich der technischen und sportlichen Nachuntersuchung!!!

Rennleiter Andreas Ehm

Zeitnahme Monika Riehmers



Schiedsrichter Richard Acht

Aushangzeit: