

WAKC Fuldaer AC

Bambini+light

Vogelsbergring 1,038 Km

Freies Training

23.09.2018 08:30

Training (10:00 Zeit) gestartet um 8:36:43

Pos.	Nr.	Name	Wohnort	Fabrikat	Bewerber/Sponsor	Rnd.	Beste Zeit	Diff.	In Rd.	km/h
1	1	Marc Schmitz	GER-Neuwied	Top Kart/IAME	Maxim Racing Sport , ADAC Mittelrhein/KS	8	1:16.018		6	49,157
2	73	Tom Kalender	GER-Hamm Sieg	Mach 1/IAME	DS Kartsport/ADAC Mittelrhein/Westerwal	7	1:16.927	0.909	7	48,576
3	22	Marcell Korchukous	GER-Wuppertal	CRG/Iame	RL Competition	7	1:17.536	1.518	7	48,194
4	26	Leon Hoffmann	GER-Böningstedt	Mach1/IAME	DS KARTSPORT/TH Rckbau GmbH	7	1:18.339	2.321	7	47,700
5	87	Luca Schwab	GER-Essen	Mach 1/IAME	DS Kartsport/KCK Kart Club Kerpen	7	1:18.442	2.424	7	47,638
6	83	Moritz Haupenthal	GER-Losheim am See	TOP Kart/IAME	TOP Kart GermanyDischner/ADAC Saarlan	7	1:18.467	2.449	7	47,623
7	24	Ben Godenau	GER-Bergheim	Mach1/Iame	DS Kartsport	7	1:18.726	2.708	7	47,466
8	6	Max Schlichenmeier	GER-Frankfurt	EVO Kart/IAME	ADAC Hessen-Thüringen e.V./Fuldaer AC	7	1:18.879	2.861	7	47,374
9	14	Leon Bauchmüller	GER-Bendingbostel	CRG/IAME	RS Motorsport/AMC Diepholz	7	1:19.006	2.988	2	47,298
10	7	Fynn Wagener	GER-Netphen	Parloin/Waterswift	PK Motorsport/Parolin Deutschland	7	1:19.043	3.025	5	47,276
11	4	Maximilian Schleimer	GER-Obertiefenbach	Sodi/IAME	Valier Motorsport/ADAC Mittelrhein / HAC	7	1:19.188	3.170	6	47,189
12	2	David Harpeniuk	GER-Soest	CRG Hero/IAME	Harpeniuk/	7	1:19.404	3.386	7	47,061
13	17	Leon Taylor Primm	GER-Großschirna	DR/IAME	NKS/ADAC Sachsen / KCS	6	1:20.518	4.500	5	46,409
14	92	Kerim Apaydin	GER-Taunusstein	TOP Kart/IAME	Dischner Racing/Scuderia Wiesbaden/MS	7	1:21.013	4.995	5	46,126
15	28	Tim Kern	GER-Ansbach	CRG/Iame	RS Motorsport	7	1:21.210	5.192	2	46,014
16	81	Fabian Böffel	GER-Tholey	TOP Kart/IAME	WMR Wir machen Rennfahrer/WMR Gang	6	1:21.566	5.548	5	45,813
17	195	Phil Colin Strenge	GER-Unterensingen	EVO/IAME	Ebert Motorsport	7	1:21.708	5.690	6	45,734
18	3	Ennio Leib	GER-Ehringshausen	Tony/IAME	EnnioKart/AC Wetzlar	6	1:21.951	5.933	6	45,598
19	94	Volkan Saglam	GER-Walldürn	TONY/IAME		6	1:22.484	6.466	5	45,303
20	8	Julian Konrad	GER-Sinzig	CRG/IAME	RTG Kartsport/	5	1:23.320	7.302	1	44,849
21	11	Yannick Hirsch	GER-Altenkirchen	Mach1/IAME	DS Kartsport/RSC Westerwaldring	7	1:23.429	7.411	4	44,790
22	90	Erik Gassen	GER-Leverkusen	Birel/IAME	G-Powerracing/MS Langenfeld e.V.	5	1:23.697	7.679	4	44,647
23	9	Brandon van Eeuwijk	GER-Rees Millingen	Birel/IAME	/	6	1:26.118	10.100	5	43,392
24	96	Alex Mohr	GER-Hofheim	Tony/IAME	RMW Motorsport / AM Motorsports/MS V	5	1:28.937	12.919	3	42,016
25	29	Matti Klasen	GER-Polch	Tony/IAME	RMW Motorsport/Karting Club Burg Brügg	6	1:29.224	13.206	1	41,881
26	88	Niklas Hirsch	GER-Altenkirchen	Mach1/IAME	DS Kartsport/RSC Westerwaldring	6	1:30.981	14.963	4	41,072
27	30	Paul Moritz Doktor	GER-Fischbachtal	CRG/IAME	CRG Deutschland	3	1:48.334	32.316	3	34,493

Bemerkungen

82,88 ohne Transponder

Reg-Nr.: C KA 11/18

Orbits

Rennleiter Andreas Ehm

Zeitnahme Monika Riehmers

Gedruckt: 23.09.2018 08:49:02

Aushang:

h

WAKC Fuldaer AC

Bambini+light

Vogelsberg ring 1,038 Km

Freies Training

23.09.2018 08:30

Training (10:00 Zeit) gestartet um 8:36:43

Runde	Rundenzeit	Diff.	Tageszeit
(1) Marc Schmitz			
1	1:21.501	+5.483	8:38:55.378
2	1:19.036	+3.018	8:40:14.414
3	1:18.493	+2.475	8:41:32.907
4	1:19.489	+3.471	8:42:52.396
5	1:17.703	+1.685	8:44:10.099
6	1:16.018		8:45:26.117
7	1:16.695	+0.677	8:46:42.812
8	1:17.028	+1.010	8:47:59.840

Runde	Rundenzeit	Diff.	Tageszeit
(73) Tom Kalender			
1	1:18.947	+2.020	8:38:58.810
2	1:17.030	+0.103	8:40:15.840
3	1:18.133	+1.206	8:41:33.973
4	1:18.595	+1.668	8:42:52.568
5	1:24.608	+7.681	8:44:17.176
6	1:18.353	+1.426	8:45:35.529
7	1:16.927		8:46:52.456

Runde	Rundenzeit	Diff.	Tageszeit
(22) Marcell Korchukous			
1	1:20.261	+2.725	8:39:02.133
2	1:20.651	+3.115	8:40:22.784
3	1:20.363	+2.827	8:41:43.147
4	1:20.795	+3.259	8:43:03.942
5	1:20.198	+2.662	8:44:24.140
6	1:19.277	+1.741	8:45:43.417
7	1:17.536		8:47:00.953

Runde	Rundenzeit	Diff.	Tageszeit
(26) Leon Hoffmann			
1	1:21.458	+3.119	8:38:54.344
2	1:21.059	+2.720	8:40:15.403
3	1:21.064	+2.725	8:41:36.467
4	1:20.333	+1.994	8:42:56.800
5	1:20.177	+1.838	8:44:16.977
6	1:19.464	+1.125	8:45:36.441
7	1:18.339		8:46:54.780

Runde	Rundenzeit	Diff.	Tageszeit
(87) Luca Schwab			
1	1:21.289	+2.847	8:38:56.484
2	1:20.070	+1.628	8:40:16.554
3	1:18.508	+0.066	8:41:35.062
4	1:19.319	+0.877	8:42:54.381
5	1:18.800	+0.358	8:44:13.181
6	1:22.134	+3.692	8:45:35.315
7	1:18.442		8:46:53.757

Runde	Rundenzeit	Diff.	Tageszeit
(83) Moritz Hauptenthal			
1	1:22.217	+3.750	8:39:09.917
2	1:19.963	+1.496	8:40:29.880
3	1:19.577	+1.110	8:41:49.457
4	1:19.324	+0.857	8:43:08.781
5	1:23.350	+4.883	8:44:32.131
6	1:18.889	+0.422	8:45:51.020
7	1:18.467		8:47:09.487

Runde	Rundenzeit	Diff.	Tageszeit
(24) Ben Godenau			
1	1:21.735	+3.009	8:39:05.059
2	1:21.479	+2.753	8:40:26.538
3	1:21.218	+2.492	8:41:47.756
4	1:20.133	+1.407	8:43:07.889
5	1:25.485	+6.759	8:44:33.374
6	1:20.317	+1.591	8:45:53.691
7	1:18.726		8:47:12.417

Runde	Rundenzeit	Diff.	Tageszeit
(6) Max Schlichenmeier			

Runde	Rundenzeit	Diff.	Tageszeit
1	1:20.645	+1.766	8:39:05.244
2	1:19.029	+0.150	8:40:24.273
3	1:19.642	+0.763	8:41:43.915
4	1:20.187	+1.308	8:43:04.102
5	1:20.315	+1.436	8:44:24.417
6	1:19.353	+0.474	8:45:43.770
7	1:18.879		8:47:02.649

Runde	Rundenzeit	Diff.	Tageszeit
(14) Leon Baumhüller			
1	1:21.566	+2.560	8:39:29.035
2	1:19.006		8:40:48.041
3	1:19.727	+0.721	8:42:07.768
4	1:19.409	+0.403	8:43:27.177
5	1:20.426	+1.420	8:44:47.603
6	1:19.721	+0.715	8:46:07.324
7	1:19.632	+0.626	8:47:26.956

Runde	Rundenzeit	Diff.	Tageszeit
(7) Fynn Wagener			
1	1:27.922	+8.879	8:39:39.008
2	1:21.174	+2.131	8:41:00.182
3	1:26.912	+7.869	8:42:27.094
4	1:20.031	+0.988	8:43:47.125
5	1:19.043		8:45:06.168
6	1:20.489	+1.446	8:46:26.657
7	1:20.185	+1.142	8:47:46.842

Runde	Rundenzeit	Diff.	Tageszeit
(4) Maximilian Schleimer			
1	1:22.238	+3.050	8:39:02.919
2	1:20.451	+1.263	8:40:23.370
3	1:31.731	+12.543	8:41:55.101
4	1:23.018	+3.830	8:43:18.119
5	1:25.037	+5.849	8:44:43.156
6	1:19.188		8:46:02.344
7	1:21.463	+2.275	8:47:23.807

Runde	Rundenzeit	Diff.	Tageszeit
(2) David Harpeniuk			
1	1:21.482	+2.078	8:38:55.829
2	1:26.445	+7.041	8:40:22.274
3	1:21.310	+1.906	8:41:43.584
4	1:20.867	+1.463	8:43:04.451
5	1:22.296	+2.892	8:44:26.747
6	1:19.438	+0.034	8:45:46.185
7	1:19.404		8:47:05.589

Runde	Rundenzeit	Diff.	Tageszeit
(17) Leon Taylor Primm			
1	1:39.023	+18.505	8:39:11.292
2	2:20.561	+1:00.043	8:41:31.853
3	1:31.958	+11.440	8:43:03.811
4	1:28.714	+8.196	8:44:32.525
5	1:20.518		8:45:53.043
6	1:32.630	+12.112	8:47:25.673

Runde	Rundenzeit	Diff.	Tageszeit
(92) Kerim Apaydin			
1	1:30.275	+9.262	8:39:34.462
2	1:27.156	+6.143	8:41:01.618
3	1:22.799	+1.786	8:42:24.417
4	1:29.852	+8.839	8:43:54.269
5	1:21.013		8:45:15.282
6	1:23.192	+2.179	8:46:38.474
7	1:23.636	+2.623	8:48:02.110

Runde	Rundenzeit	Diff.	Tageszeit
(28) Tim Kern			
1	1:25.564	+4.354	8:39:12.468
2	1:21.210		8:40:33.678
3	1:31.101	+9.891	8:42:04.779
4	1:21.818	+0.608	8:43:26.597

Runde	Rundenzeit	Diff.	Tageszeit
5	1:21.618	+0.408	8:44:48.215
6	1:28.774	+7.564	8:46:16.989
7	1:31.294	+10.084	8:47:48.283

Runde	Rundenzeit	Diff.	Tageszeit
(81) Fabian Böffel			
1	1:38.973	+17.407	8:39:37.234
2	1:27.890	+6.324	8:41:05.124
3	1:23.866	+2.300	8:42:28.990
4	1:29.877	+8.311	8:43:58.867
5	1:21.566		8:45:20.433
6	1:25.340	+3.774	8:46:45.773

Runde	Rundenzeit	Diff.	Tageszeit
(195) Phil Colin Strenge			
1	1:27.912	+6.204	8:39:13.406
2	1:25.974	+4.266	8:40:39.380
3	1:21.968	+0.260	8:42:01.348
4	1:22.125	+0.417	8:43:23.473
5	1:22.769	+1.061	8:44:46.242
6	1:21.708		8:46:07.950
7	1:41.655	+19.947	8:47:49.605

Runde	Rundenzeit	Diff.	Tageszeit
(3) Ennio Leib			
1	2:07.646	+45.695	8:40:08.496
2	1:28.428	+6.477	8:41:36.924
3	1:40.970	+19.019	8:43:17.894
4	1:24.649	+2.698	8:44:42.543
5	1:22.856	+0.905	8:46:05.399
6	1:21.951		8:47:27.350

Runde	Rundenzeit	Diff.	Tageszeit
(94) Volkan Saglam			
1	1:36.932	+14.448	8:39:44.387
2	1:27.944	+5.460	8:41:12.331
3	1:24.421	+1.937	8:42:36.752
4	1:23.332	+0.848	8:44:00.084
5	1:22.484		8:45:22.568
6	1:23.856	+1.372	8:46:46.424

Runde	Rundenzeit	Diff.	Tageszeit
(8) Julian Konrad			
1	1:23.320		8:39:16.862
2	2:10.529	+47.209	8:41:27.391
3	1:23.324	+0.004	8:42:50.715
4	2:03.408	+40.088	8:44:54.123
5	2:09.949	+46.629	8:47:04.072

Runde	Rundenzeit	Diff.	Tageszeit
(11) Yannick Hirsch			
1	1:27.383	+3.954	8:39:12.260
2	1:29.517	+6.088	8:40:41.777
3	1:33.737	+10.308	8:42:15.514
4	1:23.429		8:43:38.943
5	1:24.435	+1.006	8:45:03.378
6	1:25.725	+2.296	8:46:29.103
7	1:41.207	+17.778	8:48:10.310

Runde	Rundenzeit	Diff.	Tageszeit
(90) Erik Gassen			
1	1:27.306	+3.609	8:40:28.920
2	1:32.197	+8.500	8:42:01.117
3	1:55.345	+31.648	8:43:56.462
4	1:23.697		8:45:20.159
5	1:33.719	+10.022	8:46:53.878

Runde	Rundenzeit	Diff.	Tageszeit
(9) Brandon van Eeuwijk			
1	2:00.034	+33.916	8:39:46.843
2	1:30.555	+4.437	8:41:17.398
3	1:28.199	+2.081	8:42:45.597
4	1:27.720	+1.602	8:44:13.317
5	1:26.118		8:45:39.435

WAKC Fuldaer AC

Bambini+light

Vogelsbergring 1,038 Km

Freies Training

23.09.2018 08:30

Training (10:00 Zeit) gestartet um 8:36:43

Runde	Rundenzeit	Diff.	Tageszeit
6	1:38.005	+11.887	8:47:17.440
(96) Alex Mohr			
1	1:46.756	+17.819	8:39:55.106
2	1:39.806	+10.869	8:41:34.912
3	1:28.937		8:43:03.849
4	1:32.265	+3.328	8:44:36.114
5	1:46.272	+17.335	8:46:22.386
(29) Matti Klasen			
1	1:29.224		8:39:30.497
2	1:35.491	+6.267	8:41:05.988
3	1:37.794	+8.570	8:42:43.782
4	1:37.004	+7.780	8:44:20.786
5	1:46.171	+16.947	8:46:06.957
6	1:44.093	+14.869	8:47:51.050
(88) Niklas Hirsch			
1	1:41.892	+10.911	8:39:45.416
2	1:34.039	+3.058	8:41:19.455
3	1:38.789	+7.808	8:42:58.244
4	1:30.981		8:44:29.225
5	2:08.521	+37.540	8:46:37.746
6	1:40.272	+9.291	8:48:18.018
(30) Paul Moritz Doktor			
1	2:41.792	+53.458	8:42:23.681
2	2:38.191	+49.857	8:45:01.872
3	1:48.334		8:46:50.206

Runde	Rundenzeit	Diff.	Tageszeit
-------	------------	-------	-----------

Runde	Rundenzeit	Diff.	Tageszeit
-------	------------	-------	-----------



WAKC Fuldaer AC

Bambini+light

Vogelsbergring 1,038 Km

Zeittraining

Version 2

23.09.2018 10:15

Qualifikation (10:00 Zeit) gestartet um 10:20:10

Pos.	Nr.	Name	Wohnort	Fabrikat	Bewerber/Sponsor	Rnd.	Beste Zeit	Diff.	In Rd.	km/h
1	1	Marc Schmitz	GER-Neuwied	Top Kart/IAME	Maxim Racing Sport , ADAC Mittelrhein/KS	8	1:14.719		8	50,011
2	73	Tom Kalender	GER-Hamm Sieg	Mach 1/IAME	DS Kartsport/ADAC Mittelrhein/Westerwal	8	1:15.189	0.470	7	49,699
3	26	Leon Hoffmann	GER-Bönnigstedt	Mach1/IAME	DS KARTSPORT/TH Rckbau GmbH	8	1:15.259	0.540	7	49,653
4	41	Maddox Wirtz	GER-Bornheim	Mach1/IAME	DS Kartsport/KC Kerpen	8	1:16.012	1.293	6	49,161
5	6	Max Schlichenmeier	GER-Frankfurt	EVO Kart/IAME	ADAC Hessen-Thüringen e.V./Fuldaer AC	7	1:16.125	1.406	3	49,088
6	22	Marcell Korchukous	GER-Wuppertal	CRG/Iame	RL Competion	8	1:16.938	2.219	4	48,569
7	87	Luca Schwab	GER-Essen	Mach 1/IAME	DS Kartsport/KCK Kart Club Kerpen	8	1:17.018	2.299	7	48,519
8	4	Maximilian Schleimer	GER-Obertiefenbach	Sodi/IAME	Valier Motorsport/ADAC Mittelrhein / HAC	7	1:17.070	2.351	6	48,486
9	7	Fynn Wagener	GER-Netphen	Parloin/Waterswift	PK Motorsport/Parolin Deutschland	7	1:17.315	2.596	4	48,332
10	2	David Harpeniuk	GER-Soest	CRG Hero/IAME	Harpeniuk/	8	1:17.693	2.974	5	48,097
11	24	Ben Godenau	GER-Bergheim	Mach1/Iame	DS Kartsport	7	1:17.850	3.131	4	48,000
12	14	Leon Baumhüller	GER-Bendingbostel	CRG/IAME	RS Motorsport/AMC Diepholz	7	1:18.417	3.698	7	47,653
13	3	Ennio Leib	GER-Ehringshausen	Tony/IAME	EnnioKart/AC Wetzlar	7	1:18.701	3.982	6	47,481
14	86	Paul Rehlinger	GER-Wadern	TOP Kart/IAME	Dischner Kartsport/MSC Losheim e.V. im A	6	1:18.720	4.001	6	47,470
15	83	Moritz Haupenthal	GER-Losheim am See	TOP Kart/IAME	TOP Kart GermanyDischner/ADAC Saarian	7	1:18.749	4.030	7	47,452
16	81	Fabian Böffel	GER-Tholey	TOP Kart/IAME	WMR Wir machen Rennfahrer/WMR Gang.	7	1:18.982	4.263	6	47,312
17	92	Kerim Apaydin	GER-Taunusstein	TOP Kart/IAME	Dischner Racing/Scuderia Wiesbaden/MS	7	1:19.365	4.646	6	47,084
18	17	Leon Taylor Primm	GER-Großschirna	DR/IAME	NKS/ADAC Sachsen / KCS	7	1:19.553	4.834	5	46,972
19	28	Tim Kern	GER-Ansbach	CRG/Iame	RS Motorsport	7	1:19.943	5.224	7	46,743
20	94	Volkan Saglam	GER-Walldürn	TONY/IAME		7	1:19.957	5.238	6	46,735
21	11	Yannick Hirsch	GER-Altenkirchen	Mach1/IAME	DS Kartsport/RSC Westerwaldring	7	1:20.378	5.659	3	46,490
22	195	Phil Colin Strenge	GER-Unterensingen	EVO/IAME	Ebert Motorsport	6	1:20.555	5.836	3	46,388
23	8	Julian Konrad	GER-Sinzig	CRG/IAME	RTG Kartsport/	7	1:21.436	6.717	4	45,886
24	90	Erik Gassen	GER-Leverkusen	Birel/IAME	G-Powerracing/MS Langenfeld e.V.	7	1:22.051	7.332	7	45,542
25	88	Niklas Hirsch	GER-Altenkirchen	Mach1/IAME	DS Kartsport/RSC Westerwaldring	7	1:22.965	8.246	4	45,041
26	9	Brandon van Eeuwijk	GER-Rees Millingen	Birel/IAME	/	7	1:23.221	8.502	2	44,902
27	96	Alex Mohr	GER-Hofheim	Tony/IAME	RMW Motorsport / AM Motorsports/MS V	4	1:25.473	10.754	2	43,719
28	29	Matti Klasen	GER-Polch	Tony/IAME	RMW Motorsport/Karting Club Burg Brügg	6	1:29.689	14.970	4	41,664
29	82	Johannes Flamm	GER-Much	TOP Kart/IAME	KARTSPORT flamm/RSC Westerwaldring	1	1:36.482	21.763	1	38,731
30	30	Paul Moritz Doktor	GER-Fischbachtal	CRG/IAME	CRG Deutschland				0	-

Bemerkungen

Ergebnis vorbehaltlich technischen und sportlichen Nachuntersuchung
 # 30,29 Spoiler (schnellste Rd gestrichen)

Reg-Nr.: C KA 11/18

Orbits

Rennleiter Andreas Ehm

Zeitnahme Monika Riehmers



Gedruckt: 23.09.2018 10:51:44

Aushang:

h



WAKC Fuldaer AC

Bambini+light

Vogelsberggring 1,038 Km

Zeittraining

23.09.2018 10:15

Qualifikation (10:00 Zeit) gestartet um 10:20:10

Runde	Rundenzeit	Diff.	Tageszeit
(1) Marc Schmitz			
1	1:15.883	+1.164	10:22:05.566
2	1:15.239	+0.520	10:23:20.805
3	1:16.154	+1.435	10:24:36.959
4	1:16.436	+1.717	10:25:53.395
5	1:15.483	+0.764	10:27:08.878
6	1:15.142	+0.423	10:28:24.020
7	1:15.941	+1.222	10:29:39.961
8	1:14.719		10:30:54.680

Runde	Rundenzeit	Diff.	Tageszeit
(73) Tom Kalender			
1	1:16.783	+1.594	10:22:10.921
2	1:15.489	+0.300	10:23:26.410
3	1:15.301	+0.112	10:24:41.711
4	1:15.959	+0.770	10:25:57.670
5	1:15.434	+0.245	10:27:13.104
6	1:16.095	+0.906	10:28:29.199
7	1:15.189		10:29:44.388
8	1:15.455	+0.266	10:30:59.843

Runde	Rundenzeit	Diff.	Tageszeit
(26) Leon Hoffmann			
1	1:16.422	+1.163	10:22:07.539
2	1:15.553	+0.294	10:23:23.092
3	1:16.189	+0.930	10:24:39.281
4	1:15.888	+0.629	10:25:55.169
5	1:15.639	+0.380	10:27:10.808
6	1:17.610	+2.351	10:28:28.418
7	1:15.259		10:29:43.677
8	1:15.647	+0.388	10:30:59.324

Runde	Rundenzeit	Diff.	Tageszeit
(41) Maddox Wirtz			
1	1:21.434	+5.422	10:22:28.682
2	1:19.365	+3.353	10:23:48.047
3	1:16.831	+0.819	10:25:04.878
4	1:16.026	+0.014	10:26:20.904
5	1:16.045	+0.033	10:27:36.949
6	1:16.012		10:28:52.961
7	1:16.092	+0.080	10:30:09.053
8	1:17.401	+1.389	10:31:26.454

Runde	Rundenzeit	Diff.	Tageszeit
(6) Max Schlichenmeier			
1	1:18.108	+1.983	10:22:54.082
2	1:19.237	+3.112	10:24:13.319
3	1:16.125		10:25:29.444
4	1:16.942	+0.817	10:26:46.386
5	1:31.104	+14.979	10:28:17.490
6	1:17.100	+0.975	10:29:34.590
7	1:18.538	+2.413	10:30:53.128

Runde	Rundenzeit	Diff.	Tageszeit
(22) Marcell Korchukous			
1	1:18.853	+1.915	10:22:17.241
2	1:18.054	+1.116	10:23:35.295
3	1:18.095	+1.157	10:24:53.390
4	1:16.938		10:26:10.328
5	1:17.980	+1.042	10:27:28.308
6	1:17.014	+0.076	10:28:45.322
7	1:17.971	+1.033	10:30:03.293
8	1:17.478	+0.540	10:31:20.771

Runde	Rundenzeit	Diff.	Tageszeit
(87) Luca Schwab			
1	1:18.922	+1.904	10:22:18.805
2	1:17.475	+0.457	10:23:36.280
3	1:17.621	+0.603	10:24:53.901
4	1:17.727	+0.709	10:26:11.628
5	1:19.153	+2.135	10:27:30.781

Runde	Rundenzeit	Diff.	Tageszeit
6	1:19.642	+2.624	10:28:50.423
7	1:17.018		10:30:07.441
8	1:20.822	+3.804	10:31:28.263

Runde	Rundenzeit	Diff.	Tageszeit
(4) Maximilian Schleimer			
1	1:26.916	+9.846	10:22:20.672
2	1:18.131	+1.061	10:23:38.803
3	1:54.203	+37.133	10:25:33.006
4	1:18.792	+1.722	10:26:51.798
5	1:18.461	+1.391	10:28:10.259
6	1:17.070		10:29:27.329
7	1:23.534	+6.464	10:30:50.863

Runde	Rundenzeit	Diff.	Tageszeit
(7) Fynn Wagener			
1	1:21.671	+4.356	10:23:01.123
2	1:19.582	+2.267	10:24:20.705
3	1:18.227	+0.912	10:25:38.932
4	1:17.315		10:26:56.247
5	1:18.904	+1.589	10:28:15.151
6	1:18.189	+0.874	10:29:33.340
7	1:18.728	+1.413	10:30:52.068

Runde	Rundenzeit	Diff.	Tageszeit
(2) David Harpeniuk			
1	1:19.220	+1.527	10:22:12.469
2	1:18.357	+0.664	10:23:30.826
3	1:18.631	+0.938	10:24:49.457
4	1:18.172	+0.479	10:26:07.629
5	1:17.693		10:27:25.322
6	1:18.105	+0.412	10:28:43.427
7	1:18.701	+1.008	10:30:02.128
8	1:17.813	+0.120	10:31:19.941

Runde	Rundenzeit	Diff.	Tageszeit
(24) Ben Godenau			
1	2:09.126	+51.276	10:23:08.113
2	1:40.056	+22.206	10:24:48.169
3	1:18.325	+0.475	10:26:06.494
4	1:17.850		10:27:24.344
5	1:17.987	+0.137	10:28:42.331
6	1:18.364	+0.514	10:30:00.695
7	1:18.791	+0.941	10:31:19.486

Runde	Rundenzeit	Diff.	Tageszeit
(14) Leon Baumhüller			
1	1:20.678	+2.261	10:22:52.418
2	1:23.195	+4.778	10:24:15.613
3	1:19.381	+0.964	10:25:34.994
4	1:18.477	+0.060	10:26:53.471
5	1:18.551	+0.134	10:28:12.022
6	1:18.931	+0.514	10:29:30.953
7	1:18.417		10:30:49.370

Runde	Rundenzeit	Diff.	Tageszeit
(3) Ennio Leib			
1	1:23.926	+5.225	10:22:27.388
2	1:20.889	+2.188	10:23:48.277
3	1:24.057	+5.356	10:25:12.334
4	1:20.069	+1.368	10:26:32.403
5	1:23.715	+5.014	10:27:56.118
6	1:18.701		10:29:14.819
7	1:19.471	+0.770	10:30:34.290

Runde	Rundenzeit	Diff.	Tageszeit
(86) Paul Rehlinger			
1	1:53.420	+34.700	10:23:04.729
2	1:44.433	+25.713	10:24:49.162
3	1:20.085	+1.365	10:26:09.247
4	1:32.491	+13.771	10:27:41.738
5	1:22.144	+3.424	10:29:03.882
6	1:18.720		10:30:22.602

Runde	Rundenzeit	Diff.	Tageszeit
(83) Moritz Hauptenthal			
1	2:03.662	+44.913	10:23:01.708
2	1:31.539	+12.790	10:24:33.247
3	1:21.958	+3.209	10:25:55.205
4	1:20.133	+1.384	10:27:15.338
5	1:19.497	+0.748	10:28:34.835
6	1:19.277	+0.528	10:29:54.112
7	1:18.749		10:31:12.861

Runde	Rundenzeit	Diff.	Tageszeit
(81) Fabian Böffel			
1	1:23.502	+4.520	10:22:30.839
2	1:31.136	+12.154	10:24:01.975
3	1:23.381	+4.399	10:25:25.356
4	1:19.970	+0.988	10:26:45.326
5	1:20.022	+1.040	10:28:05.348
6	1:18.982		10:29:24.330
7	1:21.970	+2.988	10:30:46.300

Runde	Rundenzeit	Diff.	Tageszeit
(92) Kerim Apaydin			
1	1:33.900	+14.535	10:22:51.449
2	1:32.778	+13.413	10:24:24.227
3	1:31.213	+11.848	10:25:55.440
4	1:23.625	+4.260	10:27:19.065
5	1:20.648	+1.283	10:28:39.713
6	1:19.365		10:29:59.078
7	1:25.448	+6.083	10:31:24.526

Runde	Rundenzeit	Diff.	Tageszeit
(17) Leon Taylor Primm			
1	1:21.065	+1.512	10:22:54.089
2	1:27.194	+7.641	10:24:21.283
3	1:20.476	+0.923	10:25:41.759
4	1:28.859	+9.306	10:27:10.618
5	1:19.553		10:28:30.171
6	1:24.398	+4.845	10:29:54.569
7	1:20.546	+0.993	10:31:15.115

Runde	Rundenzeit	Diff.	Tageszeit
(28) Tim Kern			
1	1:32.318	+12.375	10:22:29.299
2	1:21.216	+1.273	10:23:50.515
3	1:20.126	+0.183	10:25:10.641
4	1:21.297	+1.354	10:26:31.938
5	1:21.206	+1.263	10:27:53.144
6	1:20.361	+0.418	10:29:13.505
7	1:19.943		10:30:33.448

Runde	Rundenzeit	Diff.	Tageszeit
(94) Volkan Saglam			
1	1:25.399	+5.442	10:22:50.640
2	1:22.843	+2.886	10:24:13.483
3	1:23.533	+3.576	10:25:37.016
4	1:20.649	+0.692	10:26:57.665
5	1:21.130	+1.173	10:28:18.795
6	1:19.957		10:29:38.752
7	1:26.294	+6.337	10:31:05.046

Runde	Rundenzeit	Diff.	Tageszeit
(11) Yannick Hirsch			
1	1:24.282	+3.904	10:22:25.972
2	1:21.492	+1.114	10:23:47.464
3	1:20.378		10:25:07.842
4	1:21.334	+0.956	10:26:29.176
5	1:28.432	+8.054	10:27:57.608
6	1:23.431	+3.053	10:29:21.039
7	1:39.816	+19.438	10:31:00.855

Runde	Rundenzeit	Diff.	Tageszeit
(195) Phil Colin Strenge			
1	1:31.181	+10.626	10:23:09.628

WAKC Fuldaer AC

Bambini+light

Vogelsbergring 1,038 Km

Zeittraining

23.09.2018 10:15

Qualifikation (10:00 Zeit) gestartet um 10:20:10

Runde	Rundenzeit	Diff.	Tageszeit
2	1:39.753	+19.198	10:24:49.381
3	1:20.555		10:26:09.936
4	1:35.923	+15.368	10:27:45.859
5	1:45.867	+25.312	10:29:31.726
6	1:22.957	+2.402	10:30:54.683

(8) Julian Konrad

1	1:25.258	+3.822	10:22:31.918
2	1:27.118	+5.682	10:23:59.036
3	1:21.880	+0.444	10:25:20.916
4	1:21.436		10:26:42.352
5	1:27.085	+5.649	10:28:09.437
6	1:21.684	+0.248	10:29:31.121
7	1:22.884	+1.448	10:30:54.005

(90) Erik Gassen

1	1:29.398	+7.347	10:22:34.010
2	1:22.917	+0.866	10:23:56.927
3	1:31.261	+9.210	10:25:28.188
4	1:23.655	+1.604	10:26:51.843
5	1:30.351	+8.300	10:28:22.194
6	1:23.267	+1.216	10:29:45.461
7	1:22.051		10:31:07.512

(88) Niklas Hirsch

1	1:32.298	+9.333	10:22:48.593
2	1:33.992	+11.027	10:24:22.585
3	1:23.267	+0.302	10:25:45.852
4	1:22.965		10:27:08.817
5	1:32.684	+9.719	10:28:41.501
6	1:23.990	+1.025	10:30:05.491
7	1:28.682	+5.717	10:31:34.173

(9) Brandon van Eeuwijk

1	1:27.678	+4.457	10:22:33.220
2	1:23.221		10:23:56.441
3	1:32.133	+8.912	10:25:28.574
4	1:24.734	+1.513	10:26:53.308
5	1:25.922	+2.701	10:28:19.230
6	1:31.529	+8.308	10:29:50.759
7	1:24.827	+1.606	10:31:15.586

(96) Alex Mohr

1	1:30.227	+4.754	10:22:47.493
2	1:25.473		10:24:12.966
3	1:31.687	+6.214	10:25:44.653
4	1:37.542	+12.069	10:27:22.195

(29) Matti Klasen

1	1:40.648	+11.278	10:22:53.805
2	1:43.021	+13.651	10:24:36.826
3	2:08.203	+38.833	10:26:45.029
4	1:29.689	+0.319	10:28:14.718
5	1:35.729	+6.359	10:29:50.447
6	1:29.370		10:31:19.817

(82) Johannes Flamm

1	1:36.482		10:22:50.378
---	-----------------	--	--------------

Runde	Rundenzeit	Diff.	Tageszeit
-------	------------	-------	-----------

Runde	Rundenzeit	Diff.	Tageszeit
-------	------------	-------	-----------

WAKC Fuldaer AC

Bambini+light

Version 2

Vogelsbergring 1,038 Km


1.Lauf

23.09.2018 12:50

Rennen (12 Runden)

29	96	14
28	27	
9	88	13
26	25	
90	8	12
24	23	
195	11	11
22	21	
94	28	10
20	19	
17	92	9
18	17	
81	83	8
16	15	
86	3	7
14	13	
14	24	6
12	11	
2	7	5
10	9	
4	87	4
8	7	
22	6	3
6	5	
41	26	2
4	3	
73	1	1
2		

POLE POSITION 1

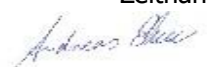


Reg-Nr.: C KA 11/18

Orbits

Rennleiter Andreas Ehm

Zeitnahme Monika Riehmers





WAKC Fuldaer AC

Bambini+light

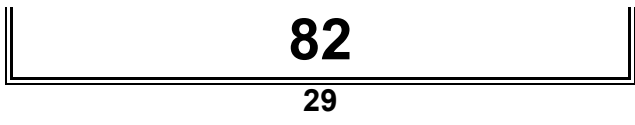
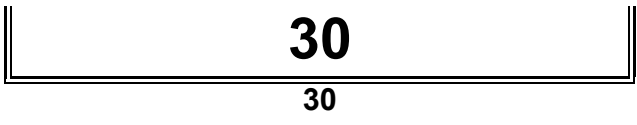
Vogelsbergring 1,038 Km

1.Lauf


23.09.2018 12:50

Rennen (12 Runden)

Version 2



15

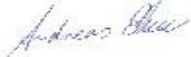


Reg-Nr.: C KA 11/18

Orbits

Rennleiter Andreas Ehm

Zeitnahme Monika Riehmers



Gedruckt: 23.09.2018 10:54:00

Aushang:

h



WAKC Fuldaer AC

Bambini+light

Vogelsbergring 1,038 Km

1.Lauf

Version 2

23.09.2018 12:50

Rennen (12 Runden) gestartet um 13:02:45

Pos.	Nr.	Ga	Name	Wohnort	Fabrikat	Bewerber/Sponsor	Rnd.	Gesamtzeit	Diff.	Beste Zeit	In Rd.	Pkt
1	1		Marc Schmitz	GER-Neuwied	Top Kart/IAME	Maxim Racing Sport , ADAC Mittelrhein/	12	14:41.562		1:12.077	11	20
2	73		Tom Kalender	GER-Hamm Sieg	Mach 1/IAME	DS Kartsport/ADAC Mittelrhein/Westerw	12	14:42.660	1.098	1:12.691	11	18
3	26		Leon Hoffmann	GER-Bönningstedt	Mach1/IAME	DS KARTSPORT/TH Rckbau GmbH	12	14:50.382	8.820	1:13.302	9	16
4	41	Ja	Maddox Wirtz	GER-Bornheim	Mach1/IAME	DS Kartsport/KC Kerpen	12	15:00.751	19.189	1:13.636	11	15
5	22	Ja	Marcell Korchukous	GER-Wuppertal	CRG/Iame	RL Competion	12	15:08.952	27.390	1:14.902	7	14
6	24		Ben Godenau	GER-Bergheim	Mach1/Iame	DS Kartsport	12	15:12.549	30.987	1:14.030	9	13
7	4		Maximilian Schleimer	GER-Obertiefenbach	Sodi/IAME	Valier Motorsport/ADAC Mittelrhein / HA	12	15:14.791	33.229	1:14.727	9	12
8	87		Luca Schwab	GER-Essen	Mach 1/IAME	DS Kartsport/KCK Kart Club Kerpen	12	15:17.531	35.969	1:14.929	5	20
9	14	Ja	Leon Bauchmüller	GER-Bendingbostel	CRG/IAME	RS Motorsport/AMC Diepholz	12	15:24.562	43.000	1:15.183	10	11
10	7		Fynn Wagener	GER-Netphen	Parloin/Waterswift	PK Motorsport/Parolin Deutschland	12	15:25.737	44.175	1:15.616	10	10
11	2		David Harpeniuk	GER-Soest	CRG Hero/IAME	Harpeniuk/	12	15:32.316	50.754	1:15.580	12	9
12	6		Max Schlichenmeier	GER-Frankfurt	EVO Kart/IAME	ADAC Hessen-Thüringen e.V./Fuldaer AC	12	15:33.659	52.097	1:13.841	11	8
13	17	Ja	Leon Taylor Primm	GER-Großschirna	DR/IAME	NKS/ADAC Sachsen / KCS	12	15:34.895	53.333	1:16.016	11	7
14	81		Fabian Böffel	GER-Tholey	TOP Kart/IAME	WMR Wir machen Rennfahrer/WMR Gar	12	15:43.144	1:01.582	1:16.241	10	18
15	83		Moritz Hauptenthal	GER-Losheim am See	TOP Kart/IAME	TOP Kart Germany/Dischner/ADAC Saarl	12	15:46.396	1:04.834	1:17.220	10	16
16	8		Julian Konrad	GER-Sinzig	CRG/IAME	RTG Kartsport/	11	14:42.226	1 Runde	1:18.710	7	6
17	94		Volkan Saglam	GER-Walldürn	TONY/IAME		11	14:42.900	1 Runde	1:17.707	9	15
18	195	Ja	Phil Colin Streng	GER-Unterenzingen	EVO/IAME	Ebert Motorsport	11	14:47.486	1 Runde	1:16.924	10	14
19	92		Kerim Apaydin	GER-Taunusstein	TOP Kart/IAME	Dischner Racing/Scuderia Wiesbaden/M	11	14:48.114	1 Runde	1:19.069	7	13
20	28	Ja	Tim Kern	GER-Ansbach	CRG/Iame	RS Motorsport	11	14:53.255	1 Runde	1:17.914	6	5
21	90		Erik Gassen	GER-Leverkusen	Birel/IAME	G-Powerracing/MSC Langenfeld e.V.	11	15:16.214	1 Runde	1:20.095	10	12
22	9		Brandon van Eeuwijk	GER-Rees Millingen	Birel/IAME	/	11	15:17.040	1 Runde	1:19.665	10	4
23	82		Johannes Flamm	GER-Much	TOP Kart/IAME	KARTSPORT flamm/RSC Westerwaldring	11	15:25.242	1 Runde	1:21.407	10	11
24	88		Niklas Hirsch	GER-Altenkirchen	Mach1/IAME	DS Kartsport/RSC Westerwaldring	11	15:25.748	1 Runde	1:20.148	9	10
25	96	Ja	Alex Mohr	GER-Hofheim	Tony/IAME	RMW Motorsport / AM Motorsports/MSC	11	15:54.973	1 Runde	1:21.198	10	9
26	11		Yannick Hirsch	GER-Altenkirchen	Mach1/IAME	DS Kartsport/RSC Westerwaldring	11	15:55.909	1 Runde	1:20.214	9	3
27	30	Ja	Paul Moritz Doktor	GER-Fischbachtal	CRG/IAME	CRG Deutschland	10	14:45.152	2 Runden	1:25.195	10	2
28	29		Matti Klasen	GER-Polch	Tony/IAME	RMW Motorsport/Karting Club Burg Bräu	10	15:32.559	2 Runden	1:22.929	6	1
29	86		Paul Rehlinger	GER-Wadern	TOP Kart/IAME	Dischner Kartsport/MSC Losheim e.V. irr	9	15:04.438	3 Runden	1:18.554	8	8
Nicht gewertet: (75% = 9 Rnd.)												
	3		Ennio Leib	GER-Ehringshausen	Tony/IAME	RMW Motorsport/AC Wetzlar	2	2:40.770	10 Runden	1:17.430	2	0

Bemerkungen

Ergebnis vorbehaltlich technischen und sportlichen Nachuntersuchung

2 + 5 sec spoiler

Gestartet: 30 Gewertet: 29 nicht Gewertet: 1

Vorsprung	Ø km/h	Beste Rundenzeit	km/h	Beste Runde von
1.098	50,866	1:12.077	51,845	1 - Marc Schmitz

Reg-Nr.: C KA 11/18

Orbits

Rennleiter Andreas Ehm

Zeitnahme Monika Riehmers

Aushang:

h

WAKC Fuldaer AC

Bambini+light

Vogelsbergring 1,038 Km

1.Lauf

23.09.2018 12:50

Rennen (12 Runden) gestartet um 13:02:45

Runde	Rundenzeit	Diff.	Tageszeit
(1) Marc Schmitz			
1	1:14.649	+2.572	13:04:00.254
2	1:14.033	+1.956	13:05:14.287
3	1:13.153	+1.076	13:06:27.440
4	1:13.033	+0.956	13:07:40.473
5	1:13.085	+1.008	13:08:53.558
6	1:15.082	+3.005	13:10:08.640
7	1:13.884	+1.807	13:11:22.524
8	1:13.643	+1.566	13:12:36.167
9	1:12.991	+0.914	13:13:49.158
10	1:12.689	+0.612	13:15:01.847
11	1:12.077		13:16:13.924
12	1:13.243	+1.166	13:17:27.167

Runde	Rundenzeit	Diff.	Tageszeit
(73) Tom Kalender			
1	1:15.211	+2.520	13:04:01.024
2	1:13.703	+1.012	13:05:14.727
3	1:13.291	+0.600	13:06:28.018
4	1:13.329	+0.638	13:07:41.347
5	1:13.667	+0.976	13:08:55.014
6	1:14.983	+2.292	13:10:09.997
7	1:13.104	+0.413	13:11:23.101
8	1:13.348	+0.657	13:12:36.449
9	1:12.970	+0.279	13:13:49.419
10	1:13.054	+0.363	13:15:02.473
11	1:12.691		13:16:15.164
12	1:13.101	+0.410	13:17:28.265

Runde	Rundenzeit	Diff.	Tageszeit
(26) Leon Hoffmann			
1	1:15.575	+2.273	13:04:01.433
2	1:14.274	+0.972	13:05:15.707
3	1:13.819	+0.517	13:06:29.526
4	1:13.598	+0.296	13:07:43.124
5	1:13.738	+0.436	13:08:56.862
6	1:14.880	+1.578	13:10:11.742
7	1:14.379	+1.077	13:11:26.121
8	1:13.733	+0.431	13:12:39.854
9	1:13.302		13:13:53.156
10	1:15.448	+2.146	13:15:08.604
11	1:13.800	+0.498	13:16:22.404
12	1:13.583	+0.281	13:17:35.987

Runde	Rundenzeit	Diff.	Tageszeit
(41) Maddox Wirtz			
1	1:22.073	+8.437	13:04:07.985
2	1:15.004	+1.368	13:05:22.989
3	1:14.885	+1.249	13:06:37.874
4	1:14.687	+1.051	13:07:52.561
5	1:13.893	+0.257	13:09:06.454
6	1:14.631	+0.995	13:10:21.085
7	1:13.959	+0.323	13:11:35.044
8	1:14.630	+0.994	13:12:49.674
9	1:14.610	+0.974	13:14:04.284
10	1:14.618	+0.982	13:15:18.902
11	1:13.636		13:16:32.538
12	1:13.818	+0.182	13:17:46.356

Runde	Rundenzeit	Diff.	Tageszeit
(22) Marcell Korchukous			
1	1:17.691	+2.789	13:04:03.748
2	1:15.642	+0.740	13:05:19.390
3	1:16.299	+1.397	13:06:35.689
4	1:15.601	+0.699	13:07:51.290
5	1:15.079	+0.177	13:09:06.369
6	1:16.084	+1.182	13:10:22.453
7	1:14.902		13:11:37.355
8	1:15.996	+1.094	13:12:53.351

Runde	Rundenzeit	Diff.	Tageszeit
9	1:15.294	+0.392	13:14:08.645
10	1:15.261	+0.359	13:15:23.906
11	1:15.379	+0.477	13:16:39.285
12	1:15.272	+0.370	13:17:54.557

Runde	Rundenzeit	Diff.	Tageszeit
(24) Ben Godenau			
1	1:18.977	+4.947	13:04:05.972
2	1:15.728	+1.698	13:05:21.700
3	1:16.832	+2.802	13:06:38.532
4	1:15.453	+1.423	13:07:53.985
5	1:14.914	+0.884	13:09:08.899
6	1:15.994	+1.964	13:10:24.893
7	1:16.497	+2.467	13:11:41.390
8	1:16.247	+2.217	13:12:57.637
9	1:14.030		13:14:11.667
10	1:15.060	+1.030	13:15:26.727
11	1:15.542	+1.512	13:16:42.269
12	1:15.885	+1.855	13:17:58.154

Runde	Rundenzeit	Diff.	Tageszeit
(4) Maximilian Schleimer			
1	1:18.025	+3.298	13:04:04.321
2	1:15.957	+1.230	13:05:20.278
3	1:16.002	+1.275	13:06:36.280
4	1:15.835	+1.108	13:07:52.115
5	1:15.629	+0.902	13:09:07.744
6	1:15.877	+1.150	13:10:23.621
7	1:16.913	+2.186	13:11:40.534
8	1:18.099	+3.372	13:12:58.633
9	1:14.727		13:14:13.360
10	1:15.062	+0.335	13:15:28.422
11	1:15.031	+0.304	13:16:43.453
12	1:16.943	+2.216	13:18:00.396

Runde	Rundenzeit	Diff.	Tageszeit
(87) Luca Schwab			
1	1:18.559	+3.630	13:04:05.079
2	1:16.472	+1.543	13:05:21.551
3	1:16.200	+1.271	13:06:37.751
4	1:15.926	+0.997	13:07:53.677
5	1:14.929		13:09:08.606
6	1:16.165	+1.236	13:10:24.771
7	1:17.911	+2.982	13:11:42.682
8	1:16.659	+1.730	13:12:59.341
9	1:16.002	+1.073	13:14:15.343
10	1:15.270	+0.341	13:15:30.613
11	1:16.964	+2.035	13:16:47.577
12	1:15.559	+0.630	13:18:03.136

Runde	Rundenzeit	Diff.	Tageszeit
(14) Leon Baumüller			
1	1:21.020	+5.837	13:04:07.865
2	1:17.501	+2.318	13:05:25.366
3	1:17.270	+2.087	13:06:42.636
4	1:17.400	+2.217	13:08:00.036
5	1:16.582	+1.399	13:09:16.618
6	1:16.579	+1.396	13:10:33.197
7	1:16.436	+1.253	13:11:49.633
8	1:17.577	+2.394	13:13:07.210
9	1:16.613	+1.430	13:14:23.823
10	1:15.183		13:15:39.006
11	1:15.269	+0.086	13:16:54.275
12	1:15.892	+0.709	13:18:10.167

Runde	Rundenzeit	Diff.	Tageszeit
(7) Fynn Wagener			
1	1:20.235	+4.619	13:04:06.978
2	1:17.796	+2.180	13:05:24.774
3	1:17.094	+1.478	13:06:41.868
4	1:17.515	+1.899	13:07:59.383

Runde	Rundenzeit	Diff.	Tageszeit
5	1:16.498	+0.882	13:09:15.881
6	1:16.755	+1.139	13:10:32.636
7	1:16.735	+1.119	13:11:49.371
8	1:17.855	+2.239	13:13:07.226
9	1:15.714	+0.098	13:14:22.940
10	1:15.616		13:15:38.556
11	1:16.584	+0.968	13:16:55.140
12	1:16.202	+0.586	13:18:11.342

Runde	Rundenzeit	Diff.	Tageszeit
(2) David Harpeniuk			
1	1:21.082	+5.502	13:04:07.521
2	1:17.509	+1.929	13:05:25.030
3	1:17.034	+1.454	13:06:42.064
4	1:17.511	+1.931	13:07:59.575
5	1:16.714	+1.134	13:09:16.289
6	1:16.445	+0.865	13:10:32.734
7	1:16.203	+0.623	13:11:48.937
8	1:21.315	+5.735	13:13:10.252
9	1:15.828	+0.248	13:14:26.080
10	1:15.613	+0.033	13:15:41.693
11	1:15.648	+0.068	13:16:57.341
12	1:15.580		13:18:12.921

Runde	Rundenzeit	Diff.	Tageszeit
(6) Max Schlichenmeier			
1	1:35.638	+21.797	13:04:21.779
2	1:16.067	+2.226	13:05:37.846
3	1:25.394	+11.553	13:07:03.240
4	1:14.568	+0.727	13:08:17.808
5	1:17.603	+3.762	13:09:35.411
6	1:14.498	+0.657	13:10:49.909
7	1:15.285	+1.444	13:12:05.194
8	1:14.620	+0.779	13:13:19.814
9	1:16.943	+3.102	13:14:36.757
10	1:13.924	+0.083	13:15:50.681
11	1:13.841		13:17:04.522
12	1:14.742	+0.901	13:18:19.264

Runde	Rundenzeit	Diff.	Tageszeit
(17) Leon Taylor Primm			
1	1:22.950	+6.934	13:04:10.947
2	1:19.519	+3.503	13:05:30.466
3	1:17.984	+1.968	13:06:48.450
4	1:17.482	+1.466	13:08:05.932
5	1:17.912	+1.896	13:09:23.844
6	1:17.264	+1.248	13:10:41.108
7	1:16.243	+0.227	13:11:57.351
8	1:17.780	+1.764	13:13:15.131
9	1:16.462	+0.446	13:14:31.593
10	1:16.536	+0.520	13:15:48.129
11	1:16.016		13:17:04.145
12	1:16.355	+0.339	13:18:20.500

Runde	Rundenzeit	Diff.	Tageszeit
(81) Fabian Böffel			
1	1:22.502	+6.261	13:04:10.511
2	1:19.082	+2.841	13:05:29.593
3	1:18.191	+1.950	13:06:47.784
4	1:17.165	+0.924	13:08:04.949
5	1:20.402	+4.161	13:09:25.351
6	1:17.006	+0.765	13:10:42.357
7	1:16.408	+0.167	13:11:58.765
8	1:17.070	+0.829	13:13:15.835
9	1:23.299	+7.058	13:14:39.134
10	1:16.241		13:15:55.375
11	1:16.682	+0.441	13:17:12.057
12	1:16.692	+0.451	13:18:28.749

Runde	Rundenzeit	Diff.	Tageszeit
(83) Moritz Haupenthal			

WAKC Fuldaer AC

Bambini+light

Vogelsbergring 1,038 Km

1.Lauf

23.09.2018 12:50

Rennen (12 Runden) gestartet um 13:02:45

Runde	Rundenzeit	Diff.	Tageszeit
1	1:21.918	+4.698	13:04:09.800
2	1:19.290	+2.070	13:05:29.090
3	1:19.023	+1.803	13:06:48.113
4	1:17.755	+0.535	13:08:05.868
5	1:18.552	+1.332	13:09:24.420
6	1:18.283	+1.063	13:10:42.703
7	1:18.100	+0.880	13:12:00.803
8	1:17.767	+0.547	13:13:18.570
9	1:20.776	+3.556	13:14:39.346
10	1:17.220		13:15:56.566
11	1:17.726	+0.506	13:17:14.292
12	1:17.709	+0.489	13:18:32.001

(8) Julian Konrad

1	1:24.023	+5.313	13:04:12.701
2	1:19.730	+1.020	13:05:32.431
3	1:20.123	+1.413	13:06:52.554
4	1:20.377	+1.667	13:08:12.931
5	1:19.211	+0.501	13:09:32.142
6	1:19.363	+0.653	13:10:51.505
7	1:18.710		13:12:10.215
8	1:18.715	+0.005	13:13:28.930
9	1:20.455	+1.745	13:14:49.385
10	1:19.242	+0.532	13:16:08.627
11	1:19.204	+0.494	13:17:27.831

(94) Volkan Saglam

1	1:23.019	+5.312	13:04:11.511
2	1:20.017	+2.310	13:05:31.528
3	1:19.241	+1.534	13:06:50.769
4	1:19.419	+1.712	13:08:10.188
5	1:25.463	+7.756	13:09:35.651
6	1:18.821	+1.114	13:10:54.472
7	1:18.550	+0.843	13:12:13.022
8	1:19.209	+1.502	13:13:32.231
9	1:17.707		13:14:49.938
10	1:18.022	+0.315	13:16:07.960
11	1:20.545	+2.838	13:17:28.505

(195) Phil Colin Strenge

1	1:33.526	+16.602	13:04:22.589
2	1:20.687	+3.763	13:05:43.276
3	1:22.177	+5.253	13:07:05.453
4	1:18.995	+2.071	13:08:24.448
5	1:19.011	+2.087	13:09:43.459
6	1:18.177	+1.253	13:11:01.636
7	1:18.837	+1.913	13:12:20.473
8	1:17.974	+1.050	13:13:38.447
9	1:17.674	+0.750	13:14:56.121
10	1:16.924		13:16:13.045
11	1:20.046	+3.122	13:17:33.091

(92) Kerim Apaydin

1	1:24.763	+5.694	13:04:12.954
2	1:22.010	+2.941	13:05:34.964
3	1:21.251	+2.182	13:06:56.215
4	1:20.635	+1.566	13:08:16.850
5	1:20.044	+0.975	13:09:36.894
6	1:19.318	+0.249	13:10:56.212
7	1:19.069		13:12:15.281
8	1:19.495	+0.426	13:13:34.776
9	1:19.170	+0.101	13:14:53.946
10	1:19.387	+0.318	13:16:13.333
11	1:20.386	+1.317	13:17:33.719

(28) Tim Kern

1	1:24.763	+5.694	13:04:12.954
---	----------	--------	--------------

Runde	Rundenzeit	Diff.	Tageszeit
1	1:25.277	+7.363	13:04:13.709
2	1:21.847	+3.933	13:05:35.556
3	1:21.597	+3.683	13:06:57.153
4	1:24.025	+6.111	13:08:21.178
5	1:18.479	+0.565	13:09:39.657
6	1:17.914		13:10:57.571
7	1:18.099	+0.185	13:12:15.670
8	1:26.174	+8.260	13:13:41.844
9	1:18.539	+0.625	13:15:00.383
10	1:19.575	+1.661	13:16:19.958
11	1:18.902	+0.988	13:17:38.860

(90) Erik Gassen

1	1:42.001	+21.906	13:04:30.934
2	1:22.683	+2.588	13:05:53.617
3	1:22.407	+2.312	13:07:16.024
4	1:21.006	+0.911	13:08:37.030
5	1:20.915	+0.820	13:09:57.945
6	1:20.311	+0.216	13:11:18.256
7	1:21.442	+1.347	13:12:39.698
8	1:20.562	+0.467	13:14:00.260
9	1:20.593	+0.498	13:15:20.853
10	1:20.095		13:16:40.948
11	1:20.871	+0.776	13:18:01.819

(9) Brandon van Eeuwijk

1	1:32.321	+12.656	13:04:21.913
2	1:21.317	+1.652	13:05:43.230
3	1:24.968	+5.303	13:07:08.198
4	1:22.005	+2.340	13:08:30.203
5	1:23.984	+4.319	13:09:54.187
6	1:23.115	+3.450	13:11:17.302
7	1:23.997	+4.332	13:12:41.299
8	1:20.519	+0.854	13:14:01.818
9	1:20.187	+0.522	13:15:22.005
10	1:19.665		13:16:41.670
11	1:20.975	+1.310	13:18:02.645

(82) Johannes Flamm

1	1:27.621	+6.214	13:04:16.920
2	1:24.498	+3.091	13:05:41.418
3	1:24.766	+3.359	13:07:06.184
4	1:23.420	+2.013	13:08:29.604
5	1:24.062	+2.655	13:09:53.666
6	1:23.360	+1.953	13:11:17.026
7	1:25.339	+3.932	13:12:42.365
8	1:22.329	+0.922	13:14:04.694
9	1:22.961	+1.554	13:15:27.655
10	1:21.407		13:16:49.062
11	1:21.785	+0.378	13:18:10.847

(88) Niklas Hirsch

1	1:36.544	+16.396	13:04:25.451
2	1:23.998	+3.850	13:05:49.449
3	1:23.607	+3.459	13:07:13.056
4	1:30.733	+10.585	13:08:43.789
5	1:20.404	+0.256	13:10:04.193
6	1:22.858	+2.710	13:11:27.051
7	1:21.095	+0.947	13:12:48.146
8	1:20.390	+0.242	13:14:08.536
9	1:20.148		13:15:28.684
10	1:20.862	+0.714	13:16:49.546
11	1:21.807	+1.659	13:18:11.353

(96) Alex Mohr

1	1:45.425	+24.227	13:04:35.538
---	----------	---------	--------------

Runde	Rundenzeit	Diff.	Tageszeit
2	1:25.926	+4.728	13:06:01.464
3	1:24.875	+3.677	13:07:26.339
4	1:27.193	+5.995	13:08:53.532
5	1:25.547	+4.349	13:10:19.079
6	1:23.348	+2.150	13:11:42.427
7	1:24.102	+2.904	13:13:06.529
8	1:23.163	+1.965	13:14:29.692
9	1:22.173	+0.975	13:15:51.865
10	1:21.198		13:17:13.063
11	1:27.515	+6.317	13:18:40.578

(11) Yannick Hirsch

1	1:38.948	+18.734	13:04:27.646
2	1:31.024	+10.810	13:05:58.670
3	1:26.768	+6.554	13:07:25.438
4	1:23.073	+2.859	13:08:48.511
5	1:23.196	+2.982	13:10:11.707
6	1:21.470	+1.256	13:11:33.177
7	1:42.821	+22.607	13:13:15.998
8	1:24.319	+4.105	13:14:40.317
9	1:20.214		13:16:00.531
10	1:20.495	+0.281	13:17:21.026
11	1:20.488	+0.274	13:18:41.514

(30) Paul Moritz Doktor

1	1:38.416	+13.221	13:04:29.773
2	1:27.714	+2.519	13:05:57.487
3	1:27.748	+2.553	13:07:25.235
4	1:27.884	+2.689	13:08:53.119
5	1:29.407	+4.212	13:10:22.526
6	1:26.909	+1.714	13:11:49.435
7	1:25.591	+0.396	13:13:15.026
8	1:25.243	+0.048	13:14:40.269
9	1:25.293	+0.098	13:16:05.562
10	1:25.195		13:17:30.757

(29) Matti Klasen

1	1:35.195	+12.266	13:04:25.073
2	1:23.902	+0.973	13:05:48.975
3	1:23.651	+0.722	13:07:12.626
4	1:29.474	+6.545	13:08:42.100
5	1:27.308	+4.379	13:10:09.408
6	1:22.929		13:11:32.337
7	2:17.858	+54.929	13:13:50.195
8	1:24.014	+1.085	13:15:14.209
9	1:24.107	+1.178	13:16:38.316
10	1:39.848	+16.919	13:18:18.164

(86) Paul Rehlinger

1	1:48.676	+30.122	13:04:36.409
2	3:02.446	+1:43.892	13:07:38.855
3	1:24.119	+5.565	13:09:02.974
4	1:19.917	+1.363	13:10:22.891
5	1:24.473	+5.919	13:11:47.364
6	1:37.758	+19.204	13:13:25.122
7	1:39.023	+20.469	13:15:04.145
8	1:18.554		13:16:22.699
9	1:27.344	+8.790	13:17:50.043

(3) Ennio Leib

1	1:21.358	+3.928	13:04:08.945
2	1:17.430		13:05:26.375

WAKC Fuldaer AC

Bambini+light

Vogelsbergring 1,038 Km

2.Lauf

23.09.2018 15:10


Rennen (12 Runden)

29
28
11
26
88
24
9
22
28
20
195
18
8
16
81
14
6
12
7
10
87
8
24
6
41
4
73
2

30
27
96
25
82
23
90
21
92
19
94
17
83
15
17
13
2
11
14
9
4
7
22
5
26
3
1

14
13
12
11
10
9
8
7
6
5
4
3
2
1

POLE POSITION 1




Reg-Nr.: C KA 11/18

Orbits

Rennleiter Andreas Ehm

Zeitnahme Monika Riehmers




BRIDGESTONE

SANDTLER

WAKC Fuldaer AC

Bambini+light

Vogelsbergring 1,038 Km

2.Lauf


23.09.2018 15:10

Rennen (12 Runden)

3
30

86
29

15



Reg-Nr.: C KA 11/18

Orbits

Rennleiter Andreas Ehm

Zeitnahme Monika Riehmers

BRIDGESTONE

SANDTLER

Gedruckt: 23.09.2018 13:30:44

Aushang:

h

komet
Racing Tyres

VEGA
High Technology in Karting Tyres

WAKC Fuldaer AC

Bambini+light

Vogelsbergring 1,038 Km

2.Lauf

23.09.2018 15:10

Rennen (11 Runden) gestartet um 15:29:58

Pos.	Nr.	Ga	Name	Wohnort	Fabrikat	Bewerber/Sponsor	Rnd.	Gesamtzeit	Diff.	Beste Zeit	In Rd.	Pkt
1	1		Marc Schmitz	GER-Neuwied	Top Kart/IAME	Maxim Racing Sport , ADAC Mittelrhein/	11	12:56.520		1:09.994	8	20
2	41	Ja	Maddox Wirtz	GER-Bornheim	Mach1/IAME	DS Kartsport/KC Kerpen	11	13:07.856	11.336	1:10.901	11	18
3	73		Tom Kalender	GER-Hamm Sieg	Mach 1/IAME	DS Kartsport/ADAC Mittelrhein/Westerw	11	13:10.042	13.522	1:11.096	11	16
4	24		Ben Godenau	GER-Bergheim	Mach1/Iame	DS Kartsport	11	13:22.298	25.778	1:11.720	10	15
5	6		Max Schlichenmeier	GER-Frankfurt	EVO Kart/IAME	ADAC Hessen-Thüringen e.V./Fuldaer AC	11	13:25.444	28.924	1:12.053	8	14
6	14	Ja	Leon Bauchmüller	GER-Bendingbostel	CRG/IAME	RS Motorsport/AMC Diepholz	11	13:28.159	31.639	1:12.216	7	13
7	4		Maximilian Schleimer	GER-Obertiefenbach	Sodi/IAME	Valier Motorsport/ADAC Mittelrhein / HA	11	13:28.421	31.901	1:11.500	11	12
8	2		David Harpeniuk	GER-Soest	CRG Hero/IAME	Harpeniuk/	11	13:30.270	33.750	1:11.927	9	11
9	26		Leon Hoffmann	GER-Bönningstedt	Mach1/IAME	DS KARTSPORT/TH Rckbau GmbH	11	13:31.224	34.704	1:12.007	5	10
10	87		Luca Schwab	GER-Essen	Mach 1/IAME	DS Kartsport/KCK Kart Club Kerpen	11	13:35.479	38.959	1:12.820	7	20
11	22	Ja	Marcell Korchukous	GER-Wuppertal	CRG/Iame	RL Competition	11	13:38.421	41.901	1:13.124	8	9
12	83		Moritz Hauptenthal	GER-Losheim am See	TOP Kart/IAME	TOP Kart GermanyDischner/ADAC Saarl.	11	13:42.586	46.066	1:12.537	11	18
13	7		Fynn Wagener	GER-Netphen	Parloin/Waterswift	PK Motorsport/Parolin Deutschland	11	13:45.117	48.597	1:14.122	8	8
14	81		Fabian Böffel	GER-Tholey	TOP Kart/IAME	WMR Wir machen Rennfahrer/WMR Gar	11	13:49.812	53.292	1:13.033	10	16
15	28	Ja	Tim Kern	GER-Ansbach	CRG/Iame	RS Motorsport	11	13:51.180	54.660	1:12.710	9	7
16	94		Volkan Saglam	GER-Walldürn	TONY/IAME		11	13:55.175	58.655	1:13.990	9	15
17	8		Julian Konrad	GER-Sinzig	CRG/IAME	RTG Kartsport/	11	14:00.893	1:04.373	1:14.083	10	6
18	90		Erik Gassen	GER-Leverkusen	Birel/IAME	G-Powerracing/MSC Langenfeld e.V.	11	14:06.337	1:09.817	1:15.494	9	14
19	195	Ja	Phil Colin Strenge	GER-Unterensingen	EVO/IAME	Ebert Motorsport	11	14:12.559	1:16.039	1:14.782	5	13
20	17	Ja	Leon Taylor Primm	GER-Großschirna	DR/IAME	NKS/ADAC Sachsen / KCS	10	13:04.236	1 Runde	1:15.084	7	5
21	82		Johannes Flamm	GER-Much	TOP Kart/IAME	KARTSPORT flamm/RSC Westerwaldring	10	13:06.073	1 Runde	1:15.653	7	12
22	3		Ennio Leib	GER-Ehringshausen	Tony/IAME	RMW Motorsport/AC Wetzlar	10	13:09.951	1 Runde	1:12.631	6	4
23	96	Ja	Alex Mohr	GER-Hofheim	Tony/IAME	RMW Motorsport / AM Motorsports/MSC	10	13:41.903	1 Runde	1:19.034	4	11
24	29		Matti Klasen	GER-Polch	Tony/IAME	RMW Motorsport/Karting Club Burg Bräu	10	13:42.436	1 Runde	1:17.958	10	3

Nicht gewertet: (75% = 8 Rnd.)

88			Niklas Hirsch	GER-Altenkirchen	Mach1/IAME	DS Kartsport/RSC Westerwaldring	4	5:14.453	7 Runden	1:16.738	3	0
92			Kerim Apaydin	GER-Taunusstein	TOP Kart/IAME	Dischner Racing/Scuderia Wiesbaden/M	4	5:22.189	7 Runden	1:17.006	3	0
11			Yannick Hirsch	GER-Altenkirchen	Mach1/IAME	DS Kartsport/RSC Westerwaldring	2	2:46.689	9 Runden	1:19.298	2	0
9			Brandon van Eeuwijk	GER-Rees Millingen	Birel/IAME	/	1	1:25.882	10 Runden	1:23.083	1	0
NS	30	Ja	Paul Moritz Doktor	GER-Fischbachtal	CRG/IAME	CRG Deutschland			DNS		0	0
NS	86		Paul Rehlinger	GER-Wadern	TOP Kart/IAME	Dischner Kartsport/MSC Losheim e.V. ir			DNS		0	0

Bemerkungen

Ergebnis vorbehaltlich technischen und sportlichen Nachuntersuchung

Gestartet: 28 Gewertet: 24 nicht Gewertet: 4

73 + 3 sec korridor

Vorsprung	Ø km/h	Beste Rundenzeit	km/h	Beste Runde von
11.336	52,935	1:09.994	53,387	1 - Marc Schmitz

Reg-Nr.: C KA 11/18

Orbits

Rennleiter Andreas Ehm

Zeitnahme Monika Riehmers

WAKC Fuldaer AC

Bambini+light

Vogelsbergring 1,038 Km

2.Lauf

23.09.2018 15:10

Rennen (11 Runden) gestartet um 15:29:58

Runde	Rundenzeit	Diff.	Tageszeit
(1) Marc Schmitz			
1	1:13.251	+3.257	15:31:11.726
2	1:11.072	+1.078	15:32:22.798
3	1:10.677	+0.683	15:33:33.475
4	1:10.288	+0.294	15:34:43.763
5	1:10.099	+0.105	15:35:53.862
6	1:10.238	+0.244	15:37:04.100
7	1:10.359	+0.365	15:38:14.459
8	1:09.994		15:39:24.453
9	1:10.070	+0.076	15:40:34.523
10	1:10.303	+0.309	15:41:44.826
11	1:10.169	+0.175	15:42:54.995

Runde	Rundenzeit	Diff.	Tageszeit
(41) Maddox Wirtz			
1	1:13.466	+2.565	15:31:12.197
2	1:11.653	+0.752	15:32:23.850
3	1:11.853	+0.952	15:33:35.703
4	1:11.440	+0.539	15:34:47.143
5	1:11.580	+0.679	15:35:58.723
6	1:11.843	+0.942	15:37:10.566
7	1:11.182	+0.281	15:38:21.748
8	1:11.566	+0.665	15:39:33.314
9	1:11.198	+0.297	15:40:44.512
10	1:10.918	+0.017	15:41:55.430
11	1:10.901		15:43:06.331

Runde	Rundenzeit	Diff.	Tageszeit
(73) Tom Kalender			
1	1:12.826	+1.730	15:31:11.464
2	1:11.989	+0.893	15:32:23.453
3	1:11.184	+0.088	15:33:34.637
4	1:11.431	+0.335	15:34:46.068
5	1:11.312	+0.216	15:35:57.380
6	1:11.320	+0.224	15:37:08.700
7	1:11.478	+0.382	15:38:20.178
8	1:11.802	+0.706	15:39:31.980
9	1:11.310	+0.214	15:40:43.290
10	1:11.131	+0.035	15:41:54.421
11	1:11.096		15:43:05.517

Runde	Rundenzeit	Diff.	Tageszeit
(24) Ben Godenau			
1	1:15.550	+3.830	15:31:14.507
2	1:12.831	+1.111	15:32:27.338
3	1:12.446	+0.726	15:33:39.784
4	1:13.663	+1.943	15:34:53.447
5	1:12.371	+0.651	15:36:05.818
6	1:12.245	+0.525	15:37:18.063
7	1:12.771	+1.051	15:38:30.834
8	1:12.659	+0.939	15:39:43.493
9	1:13.349	+1.629	15:40:56.842
10	1:11.720		15:42:08.562
11	1:12.211	+0.491	15:43:20.773

Runde	Rundenzeit	Diff.	Tageszeit
(6) Max Schlichenmeier			
1	1:16.097	+4.044	15:31:15.723
2	1:13.734	+1.681	15:32:29.457
3	1:13.209	+1.156	15:33:42.666
4	1:13.184	+1.131	15:34:55.850
5	1:12.528	+0.475	15:36:08.378
6	1:12.818	+0.765	15:37:21.196
7	1:12.426	+0.373	15:38:33.622
8	1:12.053		15:39:45.675
9	1:13.367	+1.314	15:40:59.042
10	1:12.477	+0.424	15:42:11.519
11	1:12.400	+0.347	15:43:23.919

Runde	Rundenzeit	Diff.	Tageszeit
(14) Leon Baumüller			
1	1:16.162	+3.946	15:31:15.578
2	1:14.441	+2.225	15:32:30.019
3	1:15.238	+3.022	15:33:45.257
4	1:12.941	+0.725	15:34:58.198
5	1:12.978	+0.762	15:36:11.176
6	1:12.710	+0.494	15:37:23.886
7	1:12.216		15:38:36.102
8	1:12.600	+0.384	15:39:48.702
9	1:12.320	+0.104	15:41:01.022
10	1:12.701	+0.485	15:42:13.723
11	1:12.911	+0.695	15:43:26.634

Runde	Rundenzeit	Diff.	Tageszeit
(4) Maximilian Schleimer			
1	1:15.350	+3.850	15:31:14.328
2	1:18.675	+7.175	15:32:33.003
3	1:14.395	+2.895	15:33:47.398
4	1:12.716	+1.216	15:35:00.114
5	1:12.557	+1.057	15:36:12.671
6	1:12.539	+1.039	15:37:25.210
7	1:12.327	+0.827	15:38:37.537
8	1:12.449	+0.949	15:39:49.986
9	1:12.174	+0.674	15:41:02.160
10	1:13.236	+1.736	15:42:15.396
11	1:11.500		15:43:26.896

Runde	Rundenzeit	Diff.	Tageszeit
(2) David Harpeniuk			
1	1:17.133	+5.206	15:31:16.698
2	1:14.763	+2.836	15:32:31.461
3	1:16.065	+4.138	15:33:47.526
4	1:13.125	+1.198	15:35:00.651
5	1:13.193	+1.266	15:36:13.844
6	1:12.919	+0.992	15:37:26.763
7	1:12.474	+0.547	15:38:39.237
8	1:12.556	+0.629	15:39:51.793
9	1:11.927		15:41:03.720
10	1:12.563	+0.636	15:42:16.283
11	1:12.462	+0.535	15:43:28.745

Runde	Rundenzeit	Diff.	Tageszeit
(26) Leon Hoffmann			
1	1:14.630	+2.623	15:31:13.297
2	1:13.185	+1.178	15:32:26.482
3	1:13.021	+1.014	15:33:39.503
4	1:16.262	+4.255	15:34:55.765
5	1:12.007		15:36:07.772
6	1:12.406	+0.399	15:37:20.178
7	1:12.414	+0.407	15:38:32.592
8	1:12.806	+0.799	15:39:45.398
9	1:14.598	+2.591	15:40:59.996
10	1:13.030	+1.023	15:42:13.026
11	1:16.673	+4.666	15:43:29.699

Runde	Rundenzeit	Diff.	Tageszeit
(87) Luca Schwab			
1	1:16.930	+4.110	15:31:16.237
2	1:15.124	+2.304	15:32:31.361
3	1:14.476	+1.656	15:33:45.837
4	1:13.791	+0.971	15:34:59.628
5	1:13.490	+0.670	15:36:13.118
6	1:13.237	+0.417	15:37:26.355
7	1:12.820		15:38:39.175
8	1:14.291	+1.471	15:39:53.466
9	1:13.348	+0.528	15:41:06.814
10	1:13.278	+0.458	15:42:20.092
11	1:13.862	+1.042	15:43:33.954

Runde	Rundenzeit	Diff.	Tageszeit
(22) Marcell Korchukous			

Runde	Rundenzeit	Diff.	Tageszeit
1	1:15.154	+2.030	15:31:13.944
2	1:15.412	+2.288	15:32:29.356
3	1:18.793	+5.669	15:33:48.149
4	1:14.163	+1.039	15:35:02.312
5	1:14.362	+1.238	15:36:16.674
6	1:13.956	+0.832	15:37:30.630
7	1:13.145	+0.021	15:38:43.775
8	1:13.124		15:39:56.899
9	1:13.590	+0.466	15:41:10.489
10	1:13.170	+0.046	15:42:23.659
11	1:13.237	+0.113	15:43:36.896

Runde	Rundenzeit	Diff.	Tageszeit
(83) Moritz Hauptenthal			
1	1:18.333	+5.796	15:31:18.505
2	1:16.811	+4.274	15:32:35.316
3	1:16.627	+4.090	15:33:51.943
4	1:14.988	+2.451	15:35:06.931
5	1:14.526	+1.989	15:36:21.457
6	1:14.081	+1.544	15:37:35.538
7	1:13.980	+1.443	15:38:49.518
8	1:13.391	+0.854	15:40:02.909
9	1:12.933	+0.396	15:41:15.842
10	1:12.682	+0.145	15:42:28.524
11	1:12.537		15:43:41.061

Runde	Rundenzeit	Diff.	Tageszeit
(7) Fynn Wagener			
1	1:15.965	+1.843	15:31:15.544
2	1:15.438	+1.316	15:32:30.982
3	1:15.987	+1.865	15:33:46.969
4	1:15.121	+0.999	15:35:02.090
5	1:15.161	+1.039	15:36:17.251
6	1:14.677	+0.555	15:37:31.928
7	1:14.488	+0.366	15:38:46.416
8	1:14.122		15:40:00.538
9	1:14.228	+0.106	15:41:14.766
10	1:14.696	+0.574	15:42:29.462
11	1:14.130	+0.008	15:43:43.592

Runde	Rundenzeit	Diff.	Tageszeit
(81) Fabian Böffel			
1	1:18.215	+5.182	15:31:18.270
2	1:15.968	+2.935	15:32:34.238
3	1:18.681	+5.648	15:33:52.919
4	1:15.252	+2.219	15:35:08.171
5	1:17.817	+4.784	15:36:25.988
6	1:13.636	+0.603	15:37:39.624
7	1:14.419	+1.386	15:38:54.043
8	1:13.503	+0.470	15:40:07.546
9	1:14.512	+1.479	15:41:22.058
10	1:13.033		15:42:35.091
11	1:13.196	+0.163	15:43:48.287

Runde	Rundenzeit	Diff.	Tageszeit
(28) Tim Kern			
1	1:18.328	+5.618	15:31:19.050
2	1:15.751	+3.041	15:32:34.801
3	1:17.232	+4.522	15:33:52.033
4	1:15.191	+2.481	15:35:07.224
5	1:15.156	+2.446	15:36:22.380
6	1:19.759	+7.049	15:37:42.139
7	1:14.540	+1.830	15:38:56.679
8	1:13.745	+1.035	15:40:10.424
9	1:12.710		15:41:23.134
10	1:13.773	+1.063	15:42:36.907
11	1:12.748	+0.038	15:43:49.655

Runde	Rundenzeit	Diff.	Tageszeit
(94) Volkan Saglam			
1	1:19.502	+5.512	15:31:20.070

WAKC Fuldaer AC

Bambini+light

Vogelsbergring 1,038 Km

2.Lauf

23.09.2018 15:10

Rennen (11 Runden) gestartet um 15:29:58

Runde	Rundenzeit	Diff.	Tageszeit
2	1:15.853	+1.863	15:32:35.923
3	1:15.821	+1.831	15:33:51.744
4	1:17.759	+3.769	15:35:09.503
5	1:14.306	+0.316	15:36:23.809
6	1:14.548	+0.558	15:37:38.357
7	1:14.688	+0.698	15:38:53.045
8	1:14.855	+0.865	15:40:07.900
9	1:13.990		15:41:21.890
10	1:17.330	+3.340	15:42:39.220
11	1:14.430	+0.440	15:43:53.650

(8) Julian Konrad

Runde	Rundenzeit	Diff.	Tageszeit
1	1:18.840	+4.757	15:31:18.947
2	1:17.309	+3.226	15:32:36.256
3	1:16.129	+2.046	15:33:52.385
4	1:15.508	+1.425	15:35:07.893
5	1:15.513	+1.430	15:36:23.406
6	1:15.177	+1.094	15:37:38.583
7	1:21.867	+7.784	15:39:00.450
8	1:15.619	+1.536	15:40:16.069
9	1:14.956	+0.873	15:41:31.025
10	1:14.083		15:42:45.108
11	1:14.260	+0.177	15:43:59.368

(90) Erik Gassen

Runde	Rundenzeit	Diff.	Tageszeit
1	1:20.529	+5.035	15:31:21.655
2	1:16.830	+1.336	15:32:38.485
3	1:17.221	+1.727	15:33:55.706
4	1:16.504	+1.010	15:35:12.210
5	1:16.206	+0.712	15:36:28.416
6	1:16.201	+0.707	15:37:44.617
7	1:15.869	+0.375	15:39:00.486
8	1:16.425	+0.931	15:40:16.911
9	1:15.494		15:41:32.405
10	1:16.220	+0.726	15:42:48.625
11	1:16.187	+0.693	15:44:04.812

(195) Phil Colin Strenge

Runde	Rundenzeit	Diff.	Tageszeit
1	1:20.158	+5.376	15:31:20.705
2	1:25.305	+10.523	15:32:46.010
3	1:16.363	+1.581	15:34:02.373
4	1:15.035	+0.253	15:35:17.408
5	1:14.782		15:36:32.190
6	1:17.632	+2.850	15:37:49.822
7	1:15.017	+0.235	15:39:04.839
8	1:16.061	+1.279	15:40:20.900
9	1:17.495	+2.713	15:41:38.395
10	1:15.050	+0.268	15:42:53.445
11	1:17.589	+2.807	15:44:11.034

(17) Leon Taylor Primm

Runde	Rundenzeit	Diff.	Tageszeit
1	1:18.082	+2.998	15:31:17.802
2	1:16.418	+1.334	15:32:34.220
3	1:18.280	+3.196	15:33:52.500
4	1:22.746	+7.662	15:35:15.246
5	1:16.428	+1.344	15:36:31.674
6	1:15.898	+0.814	15:37:47.572
7	1:15.084		15:39:02.656
8	1:21.752	+6.668	15:40:24.408
9	1:15.483	+0.399	15:41:39.891
10	1:22.820	+7.736	15:43:02.711

(82) Johannes Flamm

Runde	Rundenzeit	Diff.	Tageszeit
1	1:20.687	+5.034	15:31:21.997
2	1:17.960	+2.307	15:32:39.957
3	1:16.449	+0.796	15:33:56.406

Runde	Rundenzeit	Diff.	Tageszeit
4	1:17.099	+1.446	15:35:13.505
5	1:17.174	+1.521	15:36:30.679
6	1:17.346	+1.693	15:37:48.025
7	1:15.653		15:39:03.678
8	1:17.845	+2.192	15:40:21.523
9	1:16.786	+1.133	15:41:38.309
10	1:21.239	+5.586	15:42:59.548

(3) Ennio Leib

Runde	Rundenzeit	Diff.	Tageszeit
1	1:21.833	+9.202	15:31:24.637
2	1:29.274	+16.643	15:32:53.911
3	1:14.577	+1.946	15:34:08.488
4	1:13.999	+1.368	15:35:22.487
5	1:14.519	+1.888	15:36:37.006
6	1:12.631		15:37:49.637
7	1:14.361	+1.730	15:39:03.998
8	1:22.861	+10.230	15:40:26.859
9	1:18.413	+5.782	15:41:45.272
10	1:18.154	+5.523	15:43:03.426

(96) Alex Mohr

Runde	Rundenzeit	Diff.	Tageszeit
1	1:22.140	+3.106	15:31:23.691
2	1:19.654	+0.620	15:32:43.345
3	1:19.403	+0.369	15:34:02.748
4	1:19.034		15:35:21.782
5	1:31.950	+12.916	15:36:53.732
6	1:24.868	+5.834	15:38:18.600
7	1:22.394	+3.360	15:39:40.994
8	1:19.899	+0.865	15:41:00.893
9	1:19.176	+0.142	15:42:20.069
10	1:20.309	+1.275	15:43:40.378

(29) Matti Klasen

Runde	Rundenzeit	Diff.	Tageszeit
1	1:24.039	+6.081	15:31:26.457
2	1:20.539	+2.581	15:32:46.996
3	1:18.518	+0.560	15:34:05.514
4	1:26.164	+8.206	15:35:31.678
5	1:18.935	+0.977	15:36:50.613
6	1:29.667	+11.709	15:38:20.280
7	1:19.875	+1.917	15:39:40.155
8	1:18.680	+0.722	15:40:58.835
9	1:19.118	+1.160	15:42:17.953
10	1:17.958		15:43:35.911

(88) Niklas Hirsch

Runde	Rundenzeit	Diff.	Tageszeit
1	1:20.569	+3.831	15:31:21.970
2	1:17.299	+0.561	15:32:39.269
3	1:16.738		15:33:56.007
4	1:16.921	+0.183	15:35:12.928

(92) Kerim Apaydin

Runde	Rundenzeit	Diff.	Tageszeit
1	1:26.448	+9.442	15:31:27.141
2	1:18.719	+1.713	15:32:45.860
3	1:17.006		15:34:02.866
4	1:17.798	+0.792	15:35:20.664

(11) Yannick Hirsch

Runde	Rundenzeit	Diff.	Tageszeit
1	1:23.720	+4.422	15:31:25.866
2	1:19.298		15:32:45.164

(9) Brandon van Eeuwijk

Runde	Rundenzeit	Diff.	Tageszeit
1	1:23.083		15:31:24.357

WAKC Fuldaer AC 23.09.18
Strecke: Vogelsbergring
Tageswertung Klasse Bambini

Pos	Nr.	Vorname	Nachname	Pos Zeittraining	Punkte Rennen 1	Punkte Rennen 2	Punkte Gesamt
1	1	Marc	Schmitz	1	20	20	40
2	73	Tom	Kalender	2	18	16	34
3	41	Maddox	Wirtz	4	15	18	33
4	24	Ben	Godenau	10	13	15	28
5	26	Leon	Hoffmann	3	16	10	26
6	4	Maximilian	Schleimer	7	12	12	24
7	14	Leon	Bauchmüller	11	11	13	24
8	22	Marcell	Korchukous	6	14	9	23
9	6	Max	Schlichenmeier	5	8	14	22
10	2	David	Harpeniuk	9	9	11	20
11	7	Fynn	Wagener	8	10	8	18
12	17	Leon Taylor	Primm	13	7	5	12
13	28	Tim	Kern	14	5	7	12
14	8	Julian	Konrad	16	6	6	12
15	3	Ennio	Leib	12	0	4	4
16	9	Brandon	van Eeuwijk	17	4	0	4
17	29	Matti	Klasen	18	1	3	4
18	11	Yannick	Hirsch	15	3	0	3
19	30	Paul Moritz	Doktor	19	2	0	2

Ergebnis vorbehaltlich der technischen und sportlichen Nachuntersuchung!!!

Rennleiter Andreas Ehm

Zeitnahme Monika Riehmers



Schiedsrichter Richard Acht

Aushangzeit:

WAKC Fuldaer AC 23.09.18
Strecke: Vogelsbergring
Tageswertung Klasse Bambini-light+Gazelle

Pos	Nr.	Vorname	Nachname	Pos Zeittraining	Punkte Rennen 1	Punkte Rennen 2	Punkte Gesamt
1	87	Luca	Schwab	1	20	20	40
2	83	Moritz	Hauptenthal	3	16	18	34
3	81	Fabian	Böffel	4	18	16	34
4	94	Volkan	Saglam	6	15	15	30
5	195	Phil Colin	Strenge	7	14	13	27
6	90	Erik	Gassen	8	12	14	26
7	82	Johannes	Flamm	11	11	12	23
8	96	Alex	Mohr	10	9	11	20
9	92	Kerim	Apaydin	5	13	0	13
10	88	Niklas	Hirsch	9	10	0	10
11	86	Paul	Rehlinger	2	8	0	8

Ergebnis vorbehaltlich der technischen und sportlichen Nachuntersuchung!!!

Rennleiter Andreas Ehm

Zeitnahme Monika Riehmers



Schiedsrichter Richard Acht

Aushangzeit: