

**DKM**  
DEUTSCHE KART MEISTERSCHAFT

**DMSB**



# Ergebnisse Results DEKM

**INT. ADAC-KARTRENNEN**

**GENK**

**24. - 26. August 2018**

- Deutsche Kart-Meisterschaft (DKM)
- Deutsche Junioren-Kart-Meisterschaft (DJKM)
- Deutsche Schaltkart-Meisterschaft (DSKM)
- DMSB-Schaltkart-Cup (DSKC)
- Deutsche Elektro-Kart-Meisterschaft (DEKM)

# Deutsche Elektro-Kart-Meisterschaft 2018



## Gesamtwertung

Platz	Name, Vorname	Oschersleben						Kerpen Samstag				Kerpen Sonntag				Genk Samstag				Genk Sonntag				Summe
		Q1	#1	#2	Q2	#3	#4	Q1	#5	#6	#7	Q2	#8	#9	#10	Q1	#11	#12	#13	Q2	#14	#15	#16	
1	Britz, Philipp	1	25	25	1	0	2	1	9	7	20		25	25	25		9	20	25		25	16	25	284
2	Siemens, Dennis		16	16		25	20		10	16	16		13	20	20		8	13	20		16	20	20	251
3	Wlömer, Luka		20	20		1	3		20	25	25		4	6	2	1	13	11	16		20	13	11	208
4	Horstmann, Lukas		11	10		20	25		0	5	3		16	16	16		6	6	13		8	10	13	175
5	Clevert, Lauren-Alexander		8	13		16	10		1	6	9		10	8	5		11	7	6	1	13	25	16	159
6	Bergmeier, Tamino		9	6		11	13		25	10	11		7	11	13		3	0	10		7	7	6	146
7	Eichenberger, Tara		5	7		7	7		8	3	7		11	3	4		25	25	4		3	2	4	120
8	Walsdorf, Phillipp		3	9		10	9		3	8	6		8	13	11		5	16	11		6	5	0	120
9	Albig, Finn		13	11		13	16		16	13	5		1	0	6		7	2	1		4	6	5	118
10	Siegers, Alexander		0	4		9	11		13	20	10		2	7	7		1	8	9		5	0	7	113
11	Fach, Alexander		10	1		3	0		11	11	13		9	0	0		4	3	8		11	9	8	101
12	Bienert, Tizian		4	0		6	6		4	9	0		6	10	10		2	10	3		10	11	10	101
13	Arndt, Felix		7	5		4	5		0	0	8		0	4	8		10	5	0		9	8	9	82
14	Leidinger, Louis		6	8		8	8		7	4	4	1	20	9	9		DNS	DNS	DNS		DNS	DNS	DNS	76
15	Kappler, Mick		0	3		0	4		6	1	0		3	1	0		20	9	5		1	3	3	59
16	Wiskirchen, Moritz		1	0		5	1		5	2	2		5	5	1		16	4	7		2	1	2	58
17	Wassertheurer, Leon		2	2		2	0		2	0	1		0	2	3		0	1	2		0	4	1	22



DMSB-RegNr. 230/2018

**R 26 DEKM (E-Kart) Race 6**

Strecke / track: 1360m

fastest Lap Siemens, Dennis at: 0:58,843

started: 18 classified: 18 not classified: 0

Doc. 64

Pos	Stf. Nr.	Fahrer / Driver	Nation	Bewerber/Sponsor	Nation	Lizenz/B-Lizenz	Chassis/Motor/Reifen	Points	Runden Laps	Gesamtzeit Differenz	Abstand Gap	beste Runde best Lap	in N. in L.	o Geschw. u Speed
1	E4	Britz, Philipp	DEU	Philipp Britz	DEU	IKC 1156006 IKC 1156008	SODI / Rotax / Vega	25	8	8:04,402		0:59,214	4	80,9 km/h
2	E30	Siemens, Dennis	DEU	Team VrR Wurzburg	AUT	IKC 1168032 BK 004	SODI / Rotax / Vega	20	8	8:04,459 0:00,057	0:00,057	0:58,843	6	80,8 km/h 83,2 km/h
3	E10	Clevert, Lauren-Alexander	DEU	Kartshop Ampfing	DEU	IKC 1173645 KBF 1108764	SODI / Rotax / Vega	16	8	8:04,560 0:00,158	0:00,101	0:59,177	7	80,8 km/h 82,7 km/h
4	E2	Horstmann, Lukas	DEU	Valier Motorsport	DEU	IKC 1182183 KBF 1063735	SODI / Rotax / Vega	13	8	8:05,404 0:01,902	0:00,844	0:59,033	7	80,7 km/h 82,7 km/h
5	E14	Wlömer, Luka	DEU	Luka Wlömer	DEU	IKC 1153455 IKC 1153459	SODI / Rotax / Vega	11	8	8:06,066 0:01,664	0:00,662	0:59,187	6	80,6 km/h 82,7 km/h
6	E27	Bienert, Tizian	DEU	Tizian Bienert	DEU	NKA 1183581 NKA 1183581	SODI / Rotax / Vega	10	8	8:07,613 0:03,211	0:01,547	0:59,171	6	80,3 km/h 82,7 km/h
7	E33	Arndt, Felix	DEU	RS-Motorsport	DEU	IKC 1176050 KBF 1104126	SODI / Rotax / Vega	9	8	8:08,990 0:04,498	0:01,287	0:59,161	5	80,1 km/h 82,8 km/h
8	E9	Fach, Alexander	DEU	Kartclub Oerlikon	CHE	IKB 1189062 500006	SODI / Rotax / Vega	8	8	8:10,246 0:05,844	0:01,346	0:59,178	6	79,9 km/h 82,7 km/h
9	E3	Siegers, Alexander	DEU	RTG Kartsport	DEU	IKC 1165883 KBF 1166823	SODI / Rotax / Vega	7	8	8:10,306 0:05,904	0:00,060	0:59,176	6	79,9 km/h 82,7 km/h
10	E11	Bergmeier, Tamino	DEU	Tamino Bergmeier	DEU	IKB 1154027 IKC 1154027	SODI / Rotax / Vega	6	8	8:11,243 0:06,841	0:00,937	0:59,385	7	79,7 km/h 82,4 km/h
11	E88	Albig, Finn	DEU	RS-Competition	DNK	IKC 1161516 36052	SODI / Rotax / Vega	5	8	8:14,549 0:10,147	0:03,306	0:59,243	6	79,2 km/h 82,6 km/h
12	E17	Eichenberger, Tara	DEU	Tara Eichenberger	DEU	IKC 1166976 IKC 1166976	SODI / Rotax / Vega	4	8	8:17,756 0:13,354	0:03,207	0:59,549	5	78,7 km/h 82,2 km/h
13	E98	Kragenings, Christoph	DEU	Christoph Kragenings	DEU	IC 1135952 IC 1135952	SODI / Rotax / Vega	*	8	8:19,731 0:15,229	0:01,975	1:00,586	7	78,4 km/h 80,8 km/h
14	E12	Kappler, Mick	DEU	Mick Kappler	DEU	NKA 1179708 NKA 1179708	SODI / Rotax / Vega	3	8	8:27,116 0:22,714	0:07,385	0:59,814	4	77,2 km/h 81,9 km/h
15	E99	Müller, Richy	DEU	Richy Müller	DEU		SODI / Rotax / Vega	*	8	8:27,252 0:22,850	0:00,136	1:01,287	3	77,2 km/h 79,9 km/h
16	E8	Wiskirchen, Moritz	DEU	RMW motorsport	DEU	NKA 1173298 KBF 1114737	SODI / Rotax / Vega	2	8	8:31,501 0:27,099	0:04,249	1:01,342	5	76,6 km/h 79,8 km/h
17	E7	Wassertheurer, Leon	DEU	Leon Wassertheurer	DEU	NKA 1188634 NKA 1188634	SODI / Rotax / Vega	1	8	8:40,226 0:35,824	0:08,725	1:00,497	5	75,3 km/h 80,9 km/h
18	E6	Walsdorf, Philipp	DEU	ADAC BERLIN-BRANDENBURG E.V.	DEU	IKC 1163178 BIC 1012474	SODI / Rotax / Vega	0	5	5:13,117 3 R	3 R	0:59,676	4	78,2 km/h 82 km/h

StNr. E88,E17,E12,E7,E8 5 sec penalty Frontfairing

Rennleitung: Rüdiger Luth Racedirektor: Thomas Lainer

Sportkommissare: Thomas Ferrero / Ulrich Bell / Hans Willi Baumgarten / Philippe Lackman

Techn. Kommissare: H.-J. Dangers / A.Sengpiel / M. Grasshoff / C. Schmidt / D.Pietzko / J.Lawinger / N. Jasper / K.-L. Ruszczynski

Zeitmahme: KART-DATA timing service Franz Schieszler / Martin Summerer

Zeitnahme / timekeeping  
*Schieszler*  
 Franz Schieszler

Aushangzeit : 17:01:50



### R 26 DEKM (E-Kart) Race 6

Strecke / track: 1360

Fahrername Driver	Britz Philipp	Siemens Dennis	Lauren- Alexander	Horstmann Lukas	Wiömer Luka	Bienert Tizian	Arndt Felix	Fach Alexander	Siegers Alexander	Bergmeier Tamino	Albig Finn	Eichenberger Tara
schnellste Runde	0:59,214 Rn. 4	0:58,843 Rn. 6	0:59,177 Rn. 7	0:59,033 Rn. 7	0:59,187 Rn. 6	0:59,171 Rn. 6	0:59,161 Rn. 5	0:59,178 Rn. 6	0:59,176 Rn. 6	0:59,385 Rn. 7	0:59,243 Rn. 6	0:59,549 Rn. 5
Speed	82,7 km/h	83,2 km/h	82,7 km/h	82,9 km/h	82,7 km/h	82,7 km/h	82,8 km/h	82,7 km/h	82,7 km/h	82,4 km/h	82,6 km/h	82,2 km/h
Lap 1	0:59,784	1:04,296	1:03,870	1:03,592	1:04,852	1:04,622	1:01,109	1:04,402	1:04,349	1:05,286	1:01,649	2:06,728
Lap 2	0:59,551	1:00,093	0:59,989	0:59,933	0:59,955	1:01,552	1:00,173	1:01,396	1:01,112	1:01,334	1:00,243	2:00,646
Lap 3	0:59,298	1:00,406	0:59,417	1:01,077	1:00,046	0:59,880	0:59,379	1:00,154	1:00,745	1:00,693	0:59,777	2:00,115
Lap 4	0:59,214	0:59,265	0:59,181	0:59,367	0:59,387	0:59,366	0:59,164	0:59,491	0:59,918	1:00,114	0:59,383	0:59,686
Lap 5	0:59,304	0:58,972	0:59,186	0:59,266	0:59,764	0:59,636	0:59,161	0:59,461	0:59,714	1:00,146	0:59,257	0:59,549
Lap 6	0:59,323	0:58,843	0:59,593	0:59,103	0:59,187	0:59,171	0:59,367	0:59,178	0:59,176	0:59,492	0:59,243	0:59,549
Lap 7	1:00,310	0:58,979	0:59,177	0:59,033	0:59,259	0:59,296	1:00,192	0:59,513	0:59,228	0:59,385	1:00,385	
Lap 8		0:59,788	1:00,259	0:59,287	0:59,275	0:59,431		1:01,609	0:59,743	0:59,510		

## R 26 DEKM (E-Kart) Race 6

Strecke / track: 1360

Fahrername Driver	Kragenings Christoph	Kappler Mick	Müller Richy	Wiskirchen Moritz	Wassertheurer Leon	Walsdorf Philipp
schnellste Runde in Runde	1:00,586 Rn. 7	0:59,814 Rn. 4	1:01,287 Rn. 3	1:01,342 Rn. 5	1:00,497 Rn. 5	0:59,676 Rn. 4
Speed	80,8 km/h	81,9 km/h	79,9 km/h	79,8 km/h	80,9 km/h	82,0 km/h
Lap 1	1:06,168	1:05,733	1:06,622	1:07,769	1:07,502	1:06,149
Lap 2	1:01,687	1:00,724	1:01,658	1:02,189	1:02,509	2:01,581
Lap 3	1:01,289	1:00,671	1:01,287	1:01,597	1:02,154	1:00,053
Lap 4	1:01,064	<u>0:59,814</u>	1:01,581	1:01,410	1:01,354	<u>0:59,676</u>
Lap 5	1:00,873	2:08,969	1:01,862	1:01,342	1:00,497	
Lap 6	1:00,619	1:00,299	1:03,073	1:02,443	1:03,127	
Lap 7	<u>1:00,586</u>	1:00,037	1:02,632	1:01,935	1:02,387	
Lap 8	1:01,095		1:02,028	1:01,671	1:09,929	

## R 26 DEKM (E-Kart) Race 6

Ziel		Sektion 1		Sektion 2		Sektion 3	
Fahrername	Zeit	Fahrername	Zeit	Fahrername	Zeit	Fahrername	Zeit
1 E30 Siemens,Dennis	0:58,843	E30 Siemens,Dennis	0:23,430	E30 Siemens,Dennis	0:17,413	E88 Albig,Finn	0:16,947
2 E2 Horstmann,Lukas	0:59,033	E10 Clevert,Lauren-Alexande	0:23,489	E3 Siegers,Alexander	0:17,515	E33 Arndt,Felix	0:17,211
3 E33 Arndt,Felix	0:59,161	E2 Horstmann,Lukas	0:23,532	E2 Horstmann,Lukas	0:17,519	E17 Eichenberger,Tara	0:17,619
4 E27 Bienert,Tizian	0:59,171	E9 Fach,Alexander	0:23,540	E14 Wiömer,Luka	0:17,558	E6 Walsdorf,Philipp	0:17,631
5 E3 Siegers,Alexander	0:59,176	E14 Wiömer,Luka	0:23,551	E88 Albig,Finn	0:17,587	E10 Clevert,Lauren-Alexande	0:17,714
6 E10 Clevert,Lauren-Alexande	0:59,177	E27 Bienert,Tizian	0:23,553	E10 Clevert,Lauren-Alexande	0:17,592	E30 Siemens,Dennis	0:17,747
7 E9 Fach,Alexander	0:59,178	E33 Arndt,Felix	0:23,558	E27 Bienert,Tizian	0:17,593	E4 Britz,Philipp	0:17,763
8 E14 Wiömer,Luka	0:59,187	E88 Albig,Finn	0:23,571	E4 Britz,Philipp	0:17,596	E2 Horstmann,Lukas	0:17,809
9 E4 Britz,Philipp	0:59,214	E3 Siegers,Alexander	0:23,589	E33 Arndt,Felix	0:17,597	E14 Wiömer,Luka	0:17,857
10 E88 Albig,Finn	0:59,243	E11 Bergmeier,Tamino	0:23,612	E11 Bergmeier,Tamino	0:17,601	E27 Bienert,Tizian	0:17,884
11 E11 Bergmeier,Tamino	0:59,385	E4 Britz,Philipp	0:23,631	E9 Fach,Alexander	0:17,653	E9 Fach,Alexander	0:17,892
12 E17 Eichenberger,Tara	0:59,549	E17 Eichenberger,Tara	0:23,745	E17 Eichenberger,Tara	0:17,689	E11 Bergmeier,Tamino	0:17,927
13 E6 Walsdorf,Philipp	0:59,676	E6 Walsdorf,Philipp	0:23,754	E12 Kappler,Mick	0:17,790	E3 Siegers,Alexander	0:18,040
14 E12 Kappler,Mick	0:59,814	E12 Kappler,Mick	0:23,816	E6 Walsdorf,Philipp	0:17,892	E12 Kappler,Mick	0:18,133
15 E7 Wassertheurer,Leon	1:00,497	E98 Kragenings,Christoph	0:24,115	E98 Kragenings,Christoph	0:17,960	E7 Wassertheurer,Leon	0:18,249
16 E98 Kragenings,Christoph	1:00,586	E7 Wassertheurer,Leon	0:24,196	E7 Wassertheurer,Leon	0:18,052	E8 Wiskirchen,Moritz	0:18,306
17 E99 Müller,Richy	1:01,287	E8 Wiskirchen,Moritz	0:24,428	E8 Wiskirchen,Moritz	0:18,165	E98 Kragenings,Christoph	0:18,398
18 E8 Wiskirchen,Moritz	1:01,342	E99 Müller,Richy	0:24,442	E99 Müller,Richy	0:18,291	E99 Müller,Richy	0:18,411

## R 26 DEKM (E-Kart) Race 6

### Die schnellsten Zeiten

Ort	Nr. Fahrername	Zeit	Streckenl.	Ø Speed
Ziel	E30 Siemens,Dennis	0:58,843	1360 m	83,2 km/h
Sektion 1	E30 Siemens,Dennis	0:23,430	548 m	84,2 km/h
Sektion 2	E30 Siemens,Dennis	0:17,413	366 m	75,7 km/h
Sektion 3	E88 Albig,Finn	0:16,947	446 m	94,7 km/h

	Smr.E4 Britz,Philipp DEU Philipp Britz		Smr.E30 Siemens,Dennis DEU Team VrR WurzRacing		Smr.E10 Clevert,Lauren-Alexander DEU Kartshop Ampfing		Smr.E2 Horstmann,Lukas DEU Vailer Motorsport		Smr.E14 Wiömer,Luka DEU Luka Wiömer											
	theoretisch mögliche Bestzeit	Ziel	theoretisch mögliche Bestzeit	Ziel	theoretisch mögliche Bestzeit	Ziel	theoretisch mögliche Bestzeit	Ziel	theoretisch mögliche Bestzeit	Ziel										
best	0:59,214	0:23,631	0:17,596	0:17,763	0:58,843	0:23,430	0:17,413	0:17,747	0:58,843	0:23,430	0:17,413	0:17,747	0:58,843	0:23,430	0:17,413	0:17,747	0:58,843	0:23,430	0:17,413	0:17,747
Runde 1	0:59,784	41:44,898	0:17,976	41:03,090	1:04,296	0:27,876	0:18,194	0:18,226	1:04,296	0:27,876	0:18,194	0:18,226	1:04,296	0:27,876	0:18,194	0:18,226	1:04,296	0:27,876	0:18,194	0:18,226
Runde 2	0:59,551	0:23,974	0:17,814	0:17,763	1:00,093	0:24,038	0:17,823	0:18,232	0:59,989	0:24,222	0:17,851	0:17,916	0:59,933	0:24,129	0:17,854	0:17,950	0:59,955	0:24,243	0:17,708	0:18,004
Runde 3	0:59,298	0:23,860	0:17,640	0:17,798	1:00,406	0:24,777	0:17,808	0:17,821	0:59,417	0:23,800	0:17,738	0:17,879	1:01,077	0:25,330	0:17,879	0:17,868	1:00,046	0:24,213	0:17,905	0:17,928
Runde 4	0:59,214	0:23,631	0:17,642	0:17,941	0:59,265	0:23,755	0:17,665	0:17,845	0:59,181	0:23,701	0:17,637	0:17,843	0:59,367	0:23,842	0:17,716	0:17,809	0:59,387	0:23,823	0:17,707	0:17,857
Runde 5	0:59,304	0:23,659	0:17,596	0:18,049	0:58,972	0:23,560	0:17,665	0:17,747	0:59,186	0:23,803	0:17,669	0:17,714	0:59,266	0:23,582	0:17,666	0:18,018	0:59,764	0:23,557	0:17,717	0:18,490
Runde 6	0:59,323	0:23,736	0:17,626	0:17,961	0:58,843	0:23,517	0:17,413	0:17,913	0:59,593	0:23,489	0:18,144	0:17,960	0:59,103	0:23,532	0:17,580	0:17,991	0:59,187	0:23,551	0:17,558	0:18,078
Runde 7	1:00,310	0:23,695	0:17,649	0:18,966	0:58,979	0:23,430	0:17,555	0:17,994	0:59,177	0:23,583	0:17,592	0:18,002	0:59,033	0:23,539	0:17,519	0:17,975	0:59,259	0:23,655	0:17,593	0:18,011
Runde 8	0:23,748	0:17,977	0:23,748	0:17,977	0:59,788	0:23,554	0:17,848	0:18,386	1:00,259	0:23,673	0:18,005	0:18,581	0:59,287	0:23,574	0:17,623	0:18,090	0:59,275	0:23,623	0:17,613	0:18,039

## R 26 DEKM (E-Kart) Race 6

### Die schnellsten Zeiten

Ort	Nr. Fahrername	Zeit	Streckentl.	Ø Speed
Ziel	E30 Siemens,Dennis	0:58,843	1360 m	83,2 km/h
Sektion 1	E30 Siemens,Dennis	0:23,430	548 m	84,2 km/h
Sektion 2	E30 Siemens,Dennis	0:17,413	366 m	75,7 km/h
Sektion 3	E88 Albig,Finn	0:16,947	446 m	94,7 km/h

	Strm.E27 Bienert,Tizian DEU		Strm.E33 Arndt,Felix DEU		Strm.E88 Albig,Finn DEU		Strm.E9 Fach,Alexander DEU		Strm.E3 Siegers,Alexander DEU	
	Tizian Bienert theoretisch mögliche Bestzeit	0:59,030	RS-Motorsport theoretisch mögliche Bestzeit	0:58,366	RS-Competition theoretisch mögliche Bestzeit	0:58,105	Kartclub Oerlikon theoretisch mögliche Bestzeit	0:59,085	RTG Kartsport theoretisch mögliche Bestzeit	0:59,144
best	0:59,171	0:23,553	0:17,593	0:17,884	0:59,161	0:23,558	0:17,597	0:17,211	0:59,176	0:23,589
Runde 1	1:04,622	0:27,534	0:18,332	0:18,756	1:01,109	41:46,701	0:18,362	41:03,954	1:04,349	0:27,242
Runde 2	1:01,552	0:25,085	0:18,326	0:18,141	1:00,173	0:24,395	0:18,343	0:17,435	1:01,112	0:24,128
Runde 3	0:59,880	0:24,127	0:17,825	0:17,928	0:59,379	0:24,071	0:18,097	0:17,211	1:00,745	0:24,124
Runde 4	0:59,366	0:23,780	0:17,682	0:17,904	0:59,164	0:23,723	0:17,715	0:17,726	0:59,918	0:23,795
Runde 5	0:59,636	0:23,638	0:18,114	0:17,884	0:59,161	0:23,593	0:17,685	0:17,883	0:59,714	0:23,743
Runde 6	0:59,171	0:23,553	0:17,593	0:18,025	0:59,367	0:23,558	0:17,597	0:18,212	0:59,176	0:23,589
Runde 7	0:59,296	0:23,658	0:17,620	0:18,018	1:00,192	0:23,705	0:17,658	0:18,829	0:59,228	0:23,673
Runde 8	0:59,431	0:23,700	0:17,623	0:18,108	0:24,109	0:18,046	0:18,013	0:18,040	0:59,743	0:23,728



## R 26 DEKM (E-Kart) Race 6

### Die schnellsten Zeiten

Ort	Nr. Fahrername	Zeit	Streckenl.	Ø Speed
Ziel	E30 Siemens,Dennis	0:58,843	1360 m	83,2 km/h
Sektion 1	E30 Siemens,Dennis	0:23,430	548 m	84,2 km/h
Sektion 2	E30 Siemens,Dennis	0:17,413	366 m	75,7 km/h
Sektion 3	E88 Albig,Finn	0:16,947	446 m	94,7 km/h

	Smr.E11 Bergmeier,Tamino DEU Tamino Bergmeier		Smr.E17 Eichenberger,Tara DEU Tara Eichenberger		Smr.E98 Kragenings,Christoph DEU Christoph Kragenings		Smr.E12 Kappler,Mick DEU Mick Kappler		Smr.E8 Wiskirchen,Moritz DEU RWV motorsport								
	theoretisch mögliche Bestzeit	Ziel	theoretisch mögliche Bestzeit	Ziel	theoretisch mögliche Bestzeit	Ziel	theoretisch mögliche Bestzeit	Ziel	theoretisch mögliche Bestzeit	Ziel							
best	0:59,385	0:23,612	0:17,601	0:17,927	0:59,549	0:23,745	0:17,689	0:17,619	0:59,814	0:23,816	0:17,790	0:18,133	1:01,342	0:24,428	0:18,165	0:18,306	
Runde 1	1:05,286				2:06,728	0:27,818	1:20,519	0:18,391	1:05,733				0:18,588	1:07,769	0:30,149	0:19,037	0:18,583
Runde 2	1:01,334	0:24,302	0:18,640	0:18,392	2:00,646	0:24,039			1:00,724	0:24,262	0:18,170	0:18,292	1:02,189	0:24,656	0:18,351	0:19,182	
Runde 3	1:00,693	0:24,092	0:18,432	0:18,169	2:00,115	1:24,612	0:17,884	0:17,619	1:00,671	0:24,082	0:18,168	0:18,421	1:01,597	0:24,464	0:18,427	0:18,706	
Runde 4	1:00,114	0:23,824	0:17,917	0:18,373	0:59,686				0:59,814	0:23,816	0:17,790	0:18,208	1:01,410	0:24,720	0:18,384	0:18,306	
Runde 5	1:00,146	0:23,675	0:17,929	0:18,542	0:59,549	1:23,794	0:18,238	0:42,483	2:08,969	1:23,839	0:26,712	0:18,418	1:01,342	0:24,561	0:18,165	0:18,616	
Runde 6	0:59,492	0:23,612	0:17,953	0:17,927					1:00,299				1:02,443	0:24,588	0:18,932	0:18,923	
Runde 7	0:59,385	0:23,686	0:17,601	0:18,098		0:23,890	0:17,699		1:00,037	0:23,974	0:17,930	0:18,133	1:01,935	0:24,695	0:18,579	0:18,661	
Runde 8	0:59,510	0:23,670	0:17,698	0:18,142		0:23,745	0:17,689			0:23,854	0:17,930		1:01,671	0:24,428	0:18,448	0:18,795	

## R 26 DEKM (E-Kart) Race 6

### Die schnellsten Zeiten

Ort	Nr. Fahrername	Zeit	Streckenl.	ø Speed
Ziel	E30 Siemens,Dennis	0:58,843	1360 m	83,2 km/h
Sektion 1	E30 Siemens,Dennis	0:23,430	548 m	84,2 km/h
Sektion 2	E30 Siemens,Dennis	0:17,413	366 m	75,7 km/h
Sektion 3	E88 Albig,Finn	0:16,947	446 m	94,7 km/h

Smr.E99 Müller,Richy  
DEU

Richy Müller

theoretisch mögliche Bestzeit 1:01,144

Ziel Sektion 1 Sektion 2 Sektion 3

1:01,287 0:24,442 0:18,291 0:18,411

Runde 1 1:06,622 0:28,335 0:19,293 0:18,994

Runde 2 1:01,658 0:24,604 0:18,521 0:18,533

Runde 3 1:01,287 0:24,459 0:18,417 0:18,411

Runde 4 1:01,581 0:24,442 0:18,644 0:18,495

Runde 5 1:01,862 0:24,965 0:18,291 0:18,606

Runde 6 1:03,073 0:24,460 0:19,661 0:18,952

Runde 7 1:02,632 0:24,889 0:19,013 0:18,730

Runde 8 1:02,028 0:24,547 0:18,586 0:18,895

Smr.E7 Wassertheurer,Leon  
DEU

Leon Wassertheurer

theoretisch mögliche Bestzeit 1:00,497

Ziel Sektion 1 Sektion 2 Sektion 3

1:00,497 0:24,196 0:18,052 0:18,249

Runde 1 1:07,502 0:29,286 0:19,227 0:18,989

Runde 2 1:02,509 0:24,702 0:18,875 0:18,932

Runde 3 1:02,154 0:24,754 0:18,554 0:18,846

Runde 4 1:01,354 0:24,623 0:18,446 0:18,285

Runde 5 1:00,497 0:24,196 0:18,052 0:18,249

Runde 6 1:03,127 0:24,333 0:19,836 0:18,958

Runde 7 1:02,387 0:25,468 0:18,422 0:18,497

Runde 8 1:09,929 0:24,573 0:18,630 0:26,726

Smr.E6 Walsdorf,Philipp  
DEU

ADAC BERLIN-BRANDENBURG E.V.

theoretisch mögliche Bestzeit 0:59,277

Ziel Sektion 1 Sektion 2 Sektion 3

0:59,676 0:23,754 0:17,892 0:17,631

Runde 1 1:06,149 0:27,586 0:19,576 0:18,987

Runde 2 2:01,581 1:25,372 0:17,921 0:18,288

Runde 3 1:00,053

Runde 4 0:59,676 0:24,153 0:17,892 0:17,631

Runde 5 0:23,754 0:17,998

Runde 6 0:23,919 0:30,969

DMSB-Reg.Nr. 230/2018

**R 22 DEKM (E-Kart) Race 5**

Strecke / track: 1360m

fastest Lap Siemens, Dennis at: 0:58,816

started: 18 classified: 18 not classified: 0

Doc. 58

Pos	Stf. Nr.	Fahrer / Driver	Nation	Bewerber/Sponsor	Nation	Lizenz/B-Lizenz	Chassis/Motor/Reifen	Points	Runden Laps	Gesamtzeit Differenz	Abstand Gap	beste Runde best Lap	in N. in L.	o Geschw. u Speed
1	E10	Clevert, Lauren-Alexander	DEU	Kartshop Ampfing	DEU	IKC 1173645 KBF 1108764	SODI / Rotax / Vega	25	8	8:04,927		0:59,140	5	80,8 km/h 82,8 km/h
2	E30	Siemens, Dennis	DEU	Team VrR Wurzburg	AUT	IKC 1168032 BK 004	SODI / Rotax / Vega	20	8	8:05,269 0:00,342	0:00,342	0:58,816	6	80,7 km/h 83,2 km/h
3	E4	Britz, Philipp	DEU	Philipp Britz	DEU	IKC 1156008 IKC 1153455	SODI / Rotax / Vega	16	8	8:05,336 0:00,409	0:00,067	0:58,823	6	80,7 km/h 83,2 km/h
4	E14	Wlamer, Luka	DEU	Luka Wlamer	DEU	IKC 1153455 IKC 1153459	SODI / Rotax / Vega	13	8	8:06,078 0:01,151	0:00,742	0:59,124	6	80,6 km/h 82,8 km/h
5	E27	Bienert, Tizian	DEU	Tizian Bienert	DEU	NKA 1183581 NKA 1183581	SODI / Rotax / Vega	11	8	8:06,635 0:01,708	0:00,557	0:59,156	6	80,5 km/h 82,8 km/h
6	E2	Horstmann, Lukas	DEU	Valier Motorsport	DEU	IKC 1182183 KBF 1063735	SODI / Rotax / Vega	10	8	8:08,087 0:03,160	0:01,452	0:58,938	6	80,2 km/h 83,1 km/h
7	E9	Fach, Alexander	DEU	Kartclub Oberikon	CHE	IKB 1189062 500006	SODI / Rotax / Vega	9	8	8:09,687 0:04,760	0:01,600	0:59,316	6	80 km/h 82,5 km/h
8	E33	Arndt, Felix	DEU	RS-Motorsport	DEU	IKC 117605C KBF 1104126	SODI / Rotax / Vega	8	8	8:10,604 0:05,677	0:00,917	0:59,363	6	79,8 km/h 82,5 km/h
9	E11	Bergmeier, Tamino	DEU	Tamino Bergmeier	DEU	IKB 1154027 IKC 1154027	SODI / Rotax / Vega	7	8	8:12,395 0:07,468	0:01,791	0:59,488	4	79,5 km/h 82,3 km/h
10	E88	Albig, Finn	DEU	RS-Competition	DNK	IKC 116151E 36053	SODI / Rotax / Vega	6	8	8:12,895 0:07,968	0:00,500	0:59,414	5	79,5 km/h 82,4 km/h
11	E6	Walsdorf, Philipp	DEU	ADAC BERLIN-BRANDENBURG E.V.	DEU	IKC 116317E BIC 1012474	SODI / Rotax / Vega	5	8	8:16,193 0:11,266	0:03,298	0:59,735	8	78,9 km/h 82 km/h
12	E7	Wassertheurer, Leon	DEU	Leon Wassertheurer	DEU	NKA 1188634 NKA 1188634	SODI / Rotax / Vega	4	8	8:18,232 0:13,305	0:02,039	1:00,190	8	78,6 km/h 81,3 km/h
13	E12	Kappler, Mick	DEU	Mick Kappler	DEU	NKA 1179708 NKA 1179708	SODI / Rotax / Vega	3	8	8:19,734 0:14,807	0:01,502	0:59,763	6	78,4 km/h 81,9 km/h
14	E17	Eichenberger, Tara	DEU	Tara Eichenberger	DEU	IKC 1166976 IKC 1166976	SODI / Rotax / Vega	2	8	8:22,459 0:17,532	0:02,725	0:59,788	5	78 km/h 81,9 km/h
15	E8	Wiskirchen, Moritz	DEU	BMW motorsport	DEU	NKA 1173298 KBF 1114737	SODI / Rotax / Vega	1	8	8:22,753 0:17,826	0:00,294	0:59,680	4	77,9 km/h 82 km/h
16	E98	Kragenings, Christoph	DEU	Christoph Kragenings	DEU	IC 1135952 IC 1135952	SODI / Rotax / Vega	*	8	8:28,911 0:23,984	0:06,158	1:01,334	4	77 km/h 79,9 km/h
17	E99	Müller, Richy	DEU	Richy Müller	DEU		SODI / Rotax / Vega	*	8	8:29,490 0:24,563	0:00,579	1:01,758	2	76,9 km/h 79,3 km/h
18	E3	Siegers, Alexander	DEU	RTG Kartsport	DEU	IKC 1165883 KBF 1166823	SODI / Rotax / Vega	0	5	5:14,667 3 R	3 R	1:00,386	5	77,8 km/h 81,1 km/h

StNr. E12,E8,E17 5 sec penalty Frontfairing

Rennleitung: Rüdiger Luth Racedirektor: Thomas Lainer


Sportkommissare: Thomas Ferrero / Ulrich Bell / Hans Willi Baumgarten / Philippe Lackman

Techn. Kommissare: H.-J. Dangers / A.Sengpiel / M. Grasshoff / C. Schmidt / D.Pietzko / J.Lawinger / N. Jasper / K.-L. Ruszczynski

Zeitnahme: KART-DATA timing service Franz Schieszler / Martin Summerer

Zeitnahme / timekeeping  
 control *Schieszler*  
 Franz Schieszler

Aushangzeit : 14:26:43



9	E99	Richy Müller Müller Richy Startposition 17
8	E8	RMW motorsport Wiskirchen Moritz Startposition 15
7	E12	Mick Kappler Kappler Mick Startposition 13
6	E6	ADAC BERLIN-BRANDENBURG E.V. Walsdorf Philipp Startposition 11
5	E11	Tamino Bergmeier Bergmeier Tamino Startposition 9
4	E9	Kartclub Oerlikon Fach Alexander Startposition 7
3	E27	Tizian Bienert Bienert Tizian Startposition 5
2	E4	Philipp Britz Britz Philipp Startposition 3
1	E10	Kartshop Ampfing Clevert Lauren-Alexander Startposition 1

9	E3	RTG Kartsport Siegiers Alexander Startposition 18
8	E98	Christoph Kragenings Kragenings Christoph Startposition 16
7	E17	Tara Eichenberger Eichenberger Tara Startposition 14
6	E7	Leon Wassertheurer Wassertheurer Leon Startposition 12
5	E88	RS-Competition Albig Finn Startposition 10
4	E33	RS-Motorsport Arndt Felix Startposition 8
3	E2	Valier Motorsport Horstmann Lukas Startposition 6
2	E14	Luka Wlömer Wlömer Luka Startposition 4
1	E30	Team VrR WurzRacing Siemens Dennis Startposition 2



### Starting Grid DEKM (E-Kart) Race 6

Rennen 26

**R 22 DEKM (E-Kart) Race 5**

Strecke / track: 1360

Fahrername Driver	Lauren- Alexander	Siemens Dennis	Britz Philipp	Wiömer Luka	Bienert Tizian	Horstmann Lukas	Fach Alexander	Arndt Felix	Bergmeier Tamino	Albig Finn	Walsdorf Philipp	Wassertheurer Leon
schnellste Runde in Runde	0:59,140 Rn. 5	0:58,816 Rn. 6	0:58,823 Rn. 6	0:59,124 Rn. 6	0:59,156 Rn. 6	0:58,938 Rn. 6	0:59,316 Rn. 6	0:59,363 Rn. 6	0:59,488 Rn. 4	0:59,414 Rn. 5	0:59,735 Rn. 8	1:00,190 Rn. 8
Speed	82,8 km/h	83,2 km/h	83,2 km/h	82,8 km/h	82,8 km/h	83,1 km/h	82,5 km/h	82,5 km/h	82,3 km/h	82,4 km/h	82,0 km/h	81,3 km/h
Lap 1	2:03,206	1:03,690	1:03,754	1:04,093	1:03,612	1:03,716	1:03,938	1:03,754	1:03,157	1:01,543	1:04,666	1:05,211
Lap 2	0:59,464	1:00,137	1:00,401	1:01,611	1:01,737	1:01,869	1:02,393	1:03,021	1:01,700	1:01,788	1:01,797	1:02,544
Lap 3	0:59,432	0:59,752	1:00,701	0:59,791	0:59,582	1:00,402	1:00,456	1:00,907	1:00,368	1:00,199	1:01,937	1:01,265
Lap 4	0:59,240	0:59,314	0:59,173	0:59,364	0:59,411	1:00,180	0:59,988	0:59,469	0:59,488	0:59,945	1:00,840	1:01,113
Lap 5	0:59,140	0:59,097	0:59,047	0:59,413	0:59,177	0:59,146	0:59,649	0:59,549	0:59,571	0:59,414	0:59,999	1:00,497
Lap 6	0:59,747	0:58,816	0:58,823	0:59,124	0:59,156	0:58,938	0:59,316	0:59,363	0:59,524	0:59,449	1:01,750	1:00,657
Lap 7	1:00,305	0:59,510	0:59,346	0:59,444	0:59,548	0:59,118	0:59,573	0:59,812	0:59,549	0:59,435	0:59,983	1:00,469
Lap 8		1:00,524	1:00,198	0:59,360	0:59,440	0:59,209	0:59,551	0:59,616			0:59,735	1:00,190

## R 22 DEKM (E-Kart) Race 5

Strecke / track: 1360

Fahrername Driver	Kappler Mick	Eichenberger Tara	Wiskirchen Moritz	Kragenings Christoph	Müller Richy	Siegers Alexander
schnellste Runde in Runde	0:59,763 Rn. 6	0:59,788 Rn. 5	0:59,680 Rn. 4	1:01,334 Rn. 4	1:01,758 Rn. 2	1:00,386 Rn. 5
Speed	81,9 km/h	81,9 km/h	82,0 km/h	79,8 km/h	79,3 km/h	81,1 km/h
Lap 1	1:05,664	1:04,875	1:01,445	1:02,681	1:06,291	1:04,663
Lap 2	1:00,991	1:01,682	1:02,160	1:01,719	1:01,758	1:01,500
Lap 3	2:02,501	1:02,034	1:01,634	1:01,688	1:02,091	1:01,932
Lap 4	0:59,837	1:00,458	0:59,680	1:01,334	1:01,878	1:00,531
Lap 5	0:59,920	0:59,788	1:00,362	1:03,038	1:02,055	1:00,386
Lap 6	0:59,763	1:01,473	1:01,093	1:02,521	1:02,395	
Lap 7	0:59,891	1:01,163	1:00,082	1:02,378	1:03,279	
Lap 8		0:59,994			1:03,051	

## R 22 DEKM (E-Kart) Race 5

Ziel		Sektion 1		Sektion 2		Sektion 3	
Fahrername	Zeit	Fahrername	Zeit	Fahrername	Zeit	Fahrername	Zeit
1 E30 Siemens,Dennis	0:58,816	E4 Britz,Philipp	0:23,303	E30 Siemens,Dennis	0:17,388	E8 Wiskirchen,Moritz	0:16,221
2 E4 Britz,Philipp	0:58,823	E2 Horstmann,Lukas	0:23,511	E4 Britz,Philipp	0:17,466	E11 Bergmeier,Tamino	0:16,943
3 E2 Horstmann,Lukas	0:58,938	E30 Siemens,Dennis	0:23,525	E2 Horstmann,Lukas	0:17,484	E88 Albig,Finn	0:16,951
4 E14 Wiömer,Luka	0:59,124	E14 Wiömer,Luka	0:23,531	E14 Wiömer,Luka	0:17,527	E10 Clevert,Lauren-Alexande	0:17,663
5 E10 Clevert,Lauren-Alexande	0:59,140	E27 Bienert,Tizian	0:23,540	E88 Albig,Finn	0:17,565	E30 Siemens,Dennis	0:17,791
6 E27 Bienert,Tizian	0:59,156	E10 Clevert,Lauren-Alexande	0:23,543	E27 Bienert,Tizian	0:17,582	E2 Horstmann,Lukas	0:17,802
7 E9 Fach,Alexander	0:59,316	E33 Arndt,Felix	0:23,554	E10 Clevert,Lauren-Alexande	0:17,590	E27 Bienert,Tizian	0:17,808
8 E33 Arndt,Felix	0:59,363	E88 Albig,Finn	0:23,631	E9 Fach,Alexander	0:17,592	E98 Kragenings,Christoph	0:17,880
9 E88 Albig,Finn	0:59,414	E9 Fach,Alexander	0:23,649	E11 Bergmeier,Tamino	0:17,592	E9 Fach,Alexander	0:17,904
10 E11 Bergmeier,Tamino	0:59,488	E12 Kappler,Mick	0:23,677	E6 Walsdorf,Philipp	0:17,652	E33 Arndt,Felix	0:17,945
11 E8 Wiskirchen,Moritz	0:59,680	E11 Bergmeier,Tamino	0:23,679	E33 Arndt,Felix	0:17,699	E12 Kappler,Mick	0:17,975
12 E6 Walsdorf,Philipp	0:59,735	E8 Wiskirchen,Moritz	0:23,746	E7 Wassertheurer,Leon	0:17,825	E4 Britz,Philipp	0:17,983
13 E12 Kappler,Mick	0:59,763	E17 Eichenberger,Tara	0:23,852	E8 Wiskirchen,Moritz	0:17,859	E14 Wiömer,Luka	0:17,999
14 E17 Eichenberger,Tara	0:59,788	E7 Wassertheurer,Leon	0:23,875	E12 Kappler,Mick	0:17,860	E17 Eichenberger,Tara	0:18,017
15 E7 Wassertheurer,Leon	1:00,190	E6 Walsdorf,Philipp	0:23,893	E17 Eichenberger,Tara	0:17,868	E6 Walsdorf,Philipp	0:18,059
16 E3 Siegers,Alexander	1:00,386	E3 Siegers,Alexander	0:24,061	E3 Siegers,Alexander	0:17,963	E7 Wassertheurer,Leon	0:18,171
17 E98 Kragenings,Christoph	1:01,334	E98 Kragenings,Christoph	0:24,373	E98 Kragenings,Christoph	0:18,147	E3 Siegers,Alexander	0:18,334
18 E99 Müller,Richy	1:01,758	E99 Müller,Richy	0:24,404	E99 Müller,Richy	0:18,404	E99 Müller,Richy	0:18,595



DMSB-ReglNr. 230/2018

**R 22 DEKM (E-Kart) Race 5**

Die schnellsten Zeiten

Ort	Nr. Fahrername	Zeit	Streckenl.	ø Speed
Ziel	E30 Siemens,Dennis	0:58,816	1360 m	83,2 km/h
Sektion 1	E4 Britz,Philipp	0:23,303	548 m	84,7 km/h
Sektion 2	E30 Siemens,Dennis	0:17,388	366 m	75,8 km/h
Sektion 3	E8 Wiskirchen,Moritz	0:16,221	446 m	99,0 km/h

	Smr.E10 Clevert,Lauren-Alexander DEU Kartshop Ampfing		Smr.E30 Siemens,Dennis DEU Team VrR WurzRacing		Smr.E4 Britz,Philipp DEU Philipp Britz		Smr.E14 Wämer,Luka DEU Luka Wämer		Smr.E27 Bienert,Tizian DEU Tizian Bienert											
	theoretisch mögliche Bestzeit	Ziel	theoretisch mögliche Bestzeit	Ziel	theoretisch mögliche Bestzeit	Ziel	theoretisch mögliche Bestzeit	Ziel	theoretisch mögliche Bestzeit	Ziel										
best	0:59,140	0:23,543	0:17,590	0:17,663	0:58,816	0:23,525	0:17,388	0:17,791	0:58,823	0:23,303	0:17,466	0:17,983	0:59,124	0:23,531	0:17,527	0:17,999	0:59,156	0:23,540	0:17,582	0:17,808
Runde 1	2:03,206	1:27,148	0:17,939	0:18,119	1:03,690	0:27,094	0:18,436	0:18,160	1:03,754	0:26,915	0:18,354	0:18,485	1:04,093	0:27,473	0:18,414	0:18,206	1:03,612	0:26,731	0:18,439	0:18,442
Runde 2	0:59,464				1:00,137	0:24,271	0:17,971	0:17,895	1:00,401	0:24,326	0:18,015	0:18,060	1:01,611	0:24,873	0:18,602	0:18,136	1:01,737	0:24,377	0:19,399	0:17,961
Runde 3	0:59,432	0:23,720	0:17,872	0:17,840	0:59,752	0:24,094	0:17,831	0:17,827	1:00,701	0:24,494	0:17,941	0:18,266	0:59,791	0:23,886	0:17,792	0:18,113	0:59,582	0:23,846	0:17,787	0:17,949
Runde 4	0:59,240	0:23,653	0:17,860	0:17,727	0:59,314	0:23,661	0:17,786	0:17,867	0:59,173	0:23,514	0:17,631	0:18,028	0:59,364	0:23,619	0:17,746	0:17,999	0:59,411	0:23,753	0:17,736	0:17,922
Runde 5	0:59,140	0:23,656	0:17,821	0:17,663	0:59,097	0:23,632	0:17,674	0:17,791	0:59,047	0:23,551	0:17,466	0:18,030	0:59,413	0:23,648	0:17,709	0:18,056	0:59,177	0:23,683	0:17,686	0:17,808
Runde 6	0:59,747	0:23,543	0:17,590	0:18,614	0:58,816	0:23,525	0:17,388	0:17,903	0:58,823	0:23,303	0:17,537	0:17,983	0:59,124	0:23,531	0:17,527	0:18,066	0:59,156	0:23,540	0:17,582	0:18,034
Runde 7	1:00,305	0:23,748	0:17,768	0:18,789	0:59,510	0:23,651	0:17,706	0:18,153	0:59,346	0:23,606	0:17,671	0:18,069	0:59,444	0:23,626	0:17,695	0:18,123	0:59,548	0:23,718	0:17,715	0:18,115
Runde 8		0:23,740	0:18,140		1:00,524	0:23,708	0:18,326	0:18,490	1:00,198	0:23,584	0:18,201	0:18,413	0:59,360	0:23,538	0:17,696	0:18,126	0:59,440	0:23,640	0:17,650	0:18,150





## R 22 DEKM (E-Kart) Race 5

### Die schnellsten Zeiten

Ort	Nr. Fahrername	Zeit	Streckentl.	Ø Speed
Ziel	E30 Siemens, Dennis	0:58,816	1360 m	83,2 km/h
Sektion 1	E4 Britz, Philipp	0:23,303	548 m	84,7 km/h
Sektion 2	E30 Siemens, Dennis	0:17,388	366 m	75,8 km/h
Sektion 3	E8 Wiskirchen, Moritz	0:16,221	446 m	99,0 km/h

	Stmr.E12 Kappler, Mick DEU Mick Kappler	Stmr.E6 Walsdorf, Philipp DEU ADAC BERLIN-BRANDENBURG E.V.	Stmr.E17 Eichenberger, Tara DEU Tara Eichenberger	Stmr.E8 Wiskirchen, Moritz DEU BMW motorsport	Stmr.E7 Wassertheurer, Leon DEU Leon Wassertheurer
	theoretisch mögliche Bestzeit 0:59,512	theoretisch mögliche Bestzeit 0:59,604	theoretisch mögliche Bestzeit 0:59,737	theoretisch mögliche Bestzeit 0:57,826	theoretisch mögliche Bestzeit 0:59,871
best	Ziel Sektion 1 Sektion 2 Sektion 3 0:59,763 0:23,677 0:17,860 0:17,975	Ziel Sektion 1 Sektion 2 Sektion 3 0:59,735 0:23,893 0:17,652 0:18,059	Ziel Sektion 1 Sektion 2 Sektion 3 0:59,788 0:23,852 0:17,868 0:18,017	Ziel Sektion 1 Sektion 2 Sektion 3 0:59,680 0:23,746 0:17,859 0:16,221	Ziel Sektion 1 Sektion 2 Sektion 3 1:00,190 0:23,875 0:17,825 0:18,171
Runde 1	1:05,664	1:04,666 0:27,461 0:18,797 0:18,408	1:04,875 0:27,666 0:18,711 0:18,498	1:01,445 0:24,348 6:44,421 6:07,324	1:05,211 0:28,088 0:18,742 0:18,381
Runde 2	1:00,991 0:24,283 0:18,619 0:18,089	1:01,797 0:24,087 0:19,091 0:18,619	1:01,682 0:24,043 0:18,897 0:18,742	1:02,160	1:02,544 0:24,495 0:19,617 0:18,432
Runde 3	2:02,501 1:26,140 0:17,860 0:18,501	1:01,937 0:24,690 0:19,138 0:18,109	1:02,034 0:24,978 0:18,565 0:18,491	1:01,634 0:25,090 0:18,716 0:17,828	1:01,265 0:24,416 0:18,447 0:18,402
Runde 4	0:59,837	1:00,840 0:24,175 0:18,272 0:18,393	1:00,458 0:23,981 0:18,021 0:18,456	0:59,680 0:24,662 0:18,797 0:16,221	1:01,113 0:24,293 0:18,389 0:18,431
Runde 5	0:59,920 0:23,677 0:18,051 0:18,192	0:59,999 0:23,920 0:17,994 0:18,085	0:59,788 0:23,854 0:17,917 0:18,017	1:00,362 0:23,787 0:17,859 0:18,716	1:00,497 0:24,455 0:17,871 0:18,171
Runde 6	0:59,763 0:23,752 0:18,036 0:17,975	1:01,750 0:24,746 0:18,058 0:18,946	1:01,473 0:24,842 0:17,980 0:18,651	1:01,093 0:23,746 0:17,975 0:19,372	1:00,657 0:23,875 0:17,825 0:18,957
Runde 7	0:59,891 0:23,713 0:17,898 0:18,280	0:59,983 0:24,167 0:17,757 0:18,059	1:01,163 0:24,482 0:18,474 0:18,207	1:00,082 0:24,219 0:18,506 0:17,357	1:00,469 0:24,096 0:18,018 0:18,355
Runde 8	0:23,812 0:17,924	0:59,735 0:23,893 0:17,652 0:18,190	0:59,994 0:23,852 0:17,868 0:18,274	0:23,810 0:17,930	1:00,190 0:23,996 0:17,856 0:18,338

DMSB-ReglNr. 230/2018

**R 22 DEKM (E-Kart) Race 5**

Die schnellsten Zeiten

Ort	Nr. Fahrername	Zeit	Streckenl.	Ø Speed
Ziel	E30 Siemens,Dennis	0:58,816	1360 m	83,2 km/h
Sektion 1	E4 Britz,Philipp	0:23,303	548 m	84,7 km/h
Sektion 2	E30 Siemens,Dennis	0:17,388	366 m	75,8 km/h
Sektion 3	E8 Wiskirchen,Moritz	0:16,221	446 m	99,0 km/h

	Smr.E98 Kragenings,Christoph DEU		Smr.E99 Müller,Richy DEU		Smr.E3 Siegers,Alexander DEU							
	theoretisch mögliche Bestzeit	Ziel	theoretisch mögliche Bestzeit	Ziel	theoretisch mögliche Bestzeit	Ziel						
best	1:01,334	0:24,373	0:18,147	0:17,880	1:01,758	0:24,404	0:18,404	0:18,595	Ziel	Sektion 1	Sektion 2	Sektion 3
Runde 1	1:02,681	0:50,957	0:19,621	6:07,897	1:06,291	0:27,943	0:19,515	0:18,833	1:04,663	0:27,462	0:18,805	0:18,396
Runde 2	1:01,719	0:25,092	0:18,747	0:17,880	1:01,758	0:24,404	0:18,556	0:18,798	1:01,500	0:24,086	0:18,824	0:18,590
Runde 3	1:01,688	0:24,373	0:18,454	0:18,861	1:02,091	0:24,630	0:18,608	0:18,853	1:01,932	0:24,480	0:19,031	0:18,421
Runde 4	1:01,334	0:24,640	0:18,437	0:18,257	1:01,878	0:24,877	0:18,404	0:18,597	1:00,531	0:24,061	0:18,136	0:18,334
Runde 5	1:03,038	0:24,722	0:18,147	0:20,169	1:02,055	0:24,969	0:18,491	0:18,595	1:00,386	0:24,075	0:17,963	0:18,348
Runde 6	1:02,521	0:26,140	0:18,276	0:18,105	1:02,395	0:24,761	0:18,757	0:18,877				
Runde 7	1:02,378	0:24,410	0:18,394	0:19,574	1:03,279	0:24,771	0:18,806	0:19,702				
Runde 8		0:25,168	0:18,587		1:03,051		0:18,690					

DMSB-RegNr. 230/2018

**R 19 DEKM (E-Kart) Race 4**

Strecke / track: 1360m

fastest Lap Britz, Philipp at: 0:58,977

started: 18 classified: 18 not classified: 0

Doc. 55

Pos	Str. Nr.	Fahrer / Driver	Nation	Bewerber/Sponsor	Nation	Lizenz/B-Lizenz	Chassis/Motor/Reifen	Points	Runden Laps	Gesamtzeit Differenz	Abstand Gap	beste Runde best Lap	in N. in L.	o Geschw. n Speed
1	E4	Britz, Philipp	DEU	Philipp Britz	DEU	IKC 1156006 IKC 1156008	SODI / Rotax / Vega	25	8	8:02,180		0:58,977	5	81,2 km/h 83 km/h
2	E14	Wlömer, Luka	DEU	Luka Wlömer	DEU	IKC 1153455 IKC 1153459	SODI / Rotax / Vega	20	8	8:03,666 0:01,486	0:01,486	0:59,103	5	81 km/h 82,8 km/h
3	E30	Siemens, Dennis	DEU	Team VrR WurzRacing	AUT	IKC 1168032 BK 004	SODI / Rotax / Vega	16	8	8:07,541 0:05,361	0:03,875	0:59,486	1	80,3 km/h 82,3 km/h
4	E10	Clevert, Lauren-Alexander	DEU	Kartshop Ampling	DEU	IKC 1173645 KBF 1108764	SODI / Rotax / Vega	13	8	8:07,694 0:05,514	0:00,153	0:59,497	7	80,3 km/h 82,3 km/h
5	E9	Fach, Alexander	DEU	Kartclub Oerlikon	CHE	IKB 1189062 500006	SODI / Rotax / Vega	11	8	8:08,643 0:06,463	0:00,949	0:59,186	5	80,2 km/h 82,7 km/h
6	E27	Bienert, Tizian	DEU	Tizian Bienert	DEU	NKA 1183581 NKA 1183581	SODI / Rotax / Vega	10	8	8:09,441 0:07,261	0:00,798	0:59,164	5	80 km/h 82,8 km/h
7	E33	Arndt, Felix	DEU	RS-Motorsport	DEU	IKC 1176050 KBF 1104126	SODI / Rotax / Vega	9	8	8:09,569 0:07,389	0:00,128	0:59,470	5	80 km/h 82,3 km/h
8	E2	Horstmann, Lukas	DEU	Valier Motorsport	DEU	IKC 1182183 KBF 1063735	SODI / Rotax / Vega	8	8	8:11,069 0:08,889	0:01,500	0:59,457	5	79,8 km/h 82,3 km/h
9	E11	Bergmeier, Tamino	DEU	Tamino Bergmeier	DEU	IKB 1154027 IKC 1154027	SODI / Rotax / Vega	7	8	8:11,693 0:09,513	0:00,624	0:59,459	5	79,7 km/h 82,3 km/h
10	E6	Walsdorf, Philipp	DEU	ADAC BERLIN-BRANDENBURG E.V.	DEU	IKC 1163176 BIC 1012474	SODI / Rotax / Vega	6	8	8:12,543 0:10,363	0:00,850	0:59,444	5	79,5 km/h 82,4 km/h
11	E3	Siegers, Alexander	DEU	RTG Kartsport	DEU	IKC 1165883 KBF 1166823	SODI / Rotax / Vega	5	8	8:12,772 0:10,592	0:00,229	0:59,569	6	79,5 km/h 82,2 km/h
12	E88	Albig, Finn	DEU	RS-Competition	DNK	IKC 1161518 36053	SODI / Rotax / Vega	4	8	8:13,074 0:10,894	0:00,302	0:59,396	6	79,4 km/h 82,4 km/h
13	E17	Eichenberger, Tara	DEU	Tara Eichenberger	DEU	IKC 1166976 IKC 1166976	SODI / Rotax / Vega	3	8	8:13,156 0:10,976	0:00,082	0:59,496	3	79,4 km/h 82,3 km/h
14	E8	Wiskirchen, Moritz	DEU	RMW motorsport	DEU	NKA 1173298 KBF 1114737	SODI / Rotax / Vega	2	8	8:13,738 0:11,558	0:00,582	0:59,626	5	79,3 km/h 82,1 km/h
15	E12	Kappler, Mick	DEU	Mick Kappler	DEU	NKA 1179708 NKA 1179708	SODI / Rotax / Vega	1	8	8:14,023 0:11,843	0:00,285	0:59,606	4	79,3 km/h 82,1 km/h
16	E7	Wassertheurer, Leon	DEU	Leon Wassertheurer	DEU	NKA 1188634 NKA 1188634	SODI / Rotax / Vega	0	8	8:15,458 0:13,278	0:01,435	0:59,897	6	79,1 km/h 81,7 km/h
17	E99	Müller, Richy	DEU	Richy Müller	DEU	IC 1135952 IC 1135952	SODI / Rotax / Vega	*	8	8:22,826 0:20,646	0:07,368	1:00,977	3	77,9 km/h 80,3 km/h
18	E98	Kragenings, Christoph	DEU	Christoph Kragenings	DEU	IC 1135952 IC 1135952	SODI / Rotax / Vega	*	8	8:34,176 0:31,996	0:11,350	1:01,962	8	76,2 km/h 79 km/h

Rennleitung: Rüdiger Luth Racedirektor: Thomas Lainer

Sportkommissare: Thomas Ferrero / Ulrich Bell / Hans Willi Baumgarten / Philippe Lackman


Techn. Kommissare: H.-J. Dangers / A.Sengpiel / M. Grasshoff / C. Schmidt / D.Pietzko / J.Lawinger / N. Jasper / K.-L. Rusczyński

Zeitnahme: KART-DATA timing service Franz Schieszler / Martin Summerer

Zeitnahme / timekeeping

Control *Schieszler*  
 Franz Schieszler

Aushangzeit : 12:16:38



9	E99	Richy Müller Müller Richy Startposition 17
8	E12	Mick Kappler Kappler Mick Startposition 15
7	E17	Tara Eichenberger Eichenberger Tara Startposition 13
6	E3	RTG Kartsport Siegens Alexander Startposition 11
5	E11	Tamino Bergmeier Bergmeier Tamino Startposition 9
4	E33	RS-Motorsport Arndt Felix Startposition 7
3	E9	Kartclub Oerlikon Fach Alexander Startposition 5
2	E30	Team VrR WurzRacing Siemens Dennis Startposition 3
1	E4	Philipp Britz Britz Philipp Startposition 1

9	E98	Christoph Kragenings Kragenings Christoph Startposition 18
8	E7	Leon Wassertheurer Wassertheurer Leon Startposition 16
7	E8	RMW motorsport Wiskirchen Moritz Startposition 14
6	E88	RS-Competition Albig Finn Startposition 12
5	E6	ADAC BERLIN-BRANDENBURG E.V. Walsdorf Philipp Startposition 10
4	E2	Valier Motorsport Horstmann Lukas Startposition 8
3	E27	Tizian Bienert Bienert Tizian Startposition 6
2	E10	Kartshop Ampfing Clevert Lauren-Alexander Startposition 4
1	E14	Luka Wlömer Wlömer Luka Startposition 2



**Starting Grid DEKM (E-Kart) Race 5**

**Rennen 22**

**R 19 DEKM (E-Kart) Race 4**

Strecke / track: 1360

Fahrername Driver	Britz Philipp	Wlömer Luka	Siemens Dennis	Lauren- Alexander	Fach Alexander	Bienert Tizian	Arndt Felix	Horstmann Lukas	Bergmeier Tamino	Walsdorf Philipp	Siegers Alexander	Albig Finn
schnellste Runde in Runde	0:58,977 Rn. 5	0:59,103 Rn. 5	0:59,486 Rn. 1	0:59,497 Rn. 7	0:59,186 Rn. 5	0:59,164 Rn. 5	0:59,470 Rn. 5	0:59,457 Rn. 5	0:59,459 Rn. 5	0:59,444 Rn. 5	0:59,569 Rn. 6	0:59,396 Rn. 6
Speed	83,0 km/h	82,8 km/h	82,3 km/h	82,3 km/h	82,7 km/h	82,8 km/h	82,3 km/h	82,3 km/h	82,3 km/h	82,4 km/h	82,2 km/h	82,4 km/h
Lap 1	1:02,894	1:02,884	<u>0:59,486</u>	1:03,137	1:04,011	1:03,821	1:03,341	1:04,755	1:03,713	1:03,998	1:05,215	1:05,362
Lap 2	0:59,405	0:59,595	0:59,790	0:59,639	1:00,096	0:59,861	0:59,567	0:59,911	1:00,362	1:00,312	1:01,211	1:00,857
Lap 3	0:59,551	0:59,991	0:59,626	1:00,163	0:59,831	0:59,598	1:00,099	1:00,262	1:00,255	1:01,300	1:00,472	1:00,708
Lap 4	0:59,291	0:59,690	0:59,632	0:59,784	0:59,406	0:59,427	0:59,589	1:00,390	1:00,008	1:01,333	0:59,951	1:00,673
Lap 5	0:58,977	0:59,103	1:00,516	0:59,982	0:59,186	0:59,164	0:59,470	0:59,457	0:59,459	0:59,444	0:59,591	0:59,519
Lap 6	0:59,062	0:59,165	0:59,576	1:00,496	1:00,548	1:00,591	1:00,424	1:00,132	1:00,242	0:59,459	0:59,569	0:59,396
Lap 7	0:59,377	0:59,171	1:00,573	0:59,497	0:59,434	0:59,556	0:59,528	1:00,025	0:59,850	0:59,500	0:59,659	0:59,435
Lap 8	0:59,260	0:59,224		1:00,539	1:00,843	1:01,799	1:02,317	1:00,411	1:01,307	1:01,290	1:00,901	1:00,887

## R 19 DEKM (E-Kart) Race 4

Strecke / track: 1360

Fahrername Driver	Eichenberger Tara	Wiskirchen Moritz	Kappler Mick	Wassertheurer Leon	Müller Richy	Kragenings Christoph
schnellste Runde in Runde	0:59,496 Rn. 3 82,3 km/h	0:59,626 Rn. 5 82,1 km/h	0:59,606 Rn. 4 82,1 km/h	0:59,897 Rn. 6 81,7 km/h	1:00,977 Rn. 3 80,3 km/h	1:01,962 Rn. 8 79,0 km/h
Speed						
Lap 1	1:01,854	1:05,239	2:01,443	1:05,569	1:06,361	1:05,845
Lap 2	2:02,332	1:00,710	2:01,314	1:00,965	1:01,090	1:03,319
Lap 3	<u>0:59,496</u>	1:01,466	0:59,627	1:01,085	<u>1:00,977</u>	1:04,482
Lap 4	0:59,578	0:59,849	<u>0:59,606</u>	1:00,146	1:00,984	1:02,843
Lap 5	0:59,992	<u>0:59,626</u>	1:00,171	1:00,426	1:01,474	1:03,029
Lap 6		1:00,178		<u>0:59,897</u>	1:01,901	1:02,704
Lap 7		0:59,721		1:00,115	1:01,756	1:02,719
Lap 8		1:00,203		1:00,415	1:01,151	<u>1:01,962</u>

## R 19 DKM (E-Kart) Race 4

Ziel	Sektion 1		Sektion 2		Sektion 3	
Fahrername	Fahrername	Zeit	Fahrername	Zeit	Fahrername	Zeit
1 E4 Britz, Philipp	E4 Britz, Philipp	0:23,521	E4 Britz, Philipp	0:17,461	E17 Eichenberger, Tara	0:16,441
2 E14 Wlömer, Luka	E9 Fach, Alexander	0:23,550	E14 Wlömer, Luka	0:17,523	E30 Siemens, Dennis	0:17,414
3 E27 Bienert, Tizian	E17 Eichenberger, Tara	0:23,551	E3 Siegers, Alexander	0:17,572	E2 Horstmann, Lukas	0:17,824
4 E9 Fach, Alexander	E14 Wlömer, Luka	0:23,607	E6 Walsdorf, Philipp	0:17,575	E11 Bergmeier, Tamino	0:17,839
5 E88 Albig, Finn	E88 Albig, Finn	0:23,610	E88 Albig, Finn	0:17,603	E10 Clevert, Lauren-Alexande	0:17,849
6 E6 Walsdorf, Philipp	E10 Clevert, Lauren-Alexande	0:23,613	E27 Bienert, Tizian	0:17,611	E14 Wlömer, Luka	0:17,853
7 E2 Horstmann, Lukas	E27 Bienert, Tizian	0:23,619	E2 Horstmann, Lukas	0:17,643	E9 Fach, Alexander	0:17,867
8 E11 Bergmeier, Tamino	E33 Arndt, Felix	0:23,637	E17 Eichenberger, Tara	0:17,674	E88 Albig, Finn	0:17,888
9 E33 Arndt, Felix	E12 Kappler, Mick	0:23,643	E9 Fach, Alexander	0:17,680	E6 Walsdorf, Philipp	0:17,898
10 E30 Siemens, Dennis	E2 Horstmann, Lukas	0:23,655	E33 Arndt, Felix	0:17,680	E27 Bienert, Tizian	0:17,900
11 E17 Eichenberger, Tara	E30 Siemens, Dennis	0:23,679	E10 Clevert, Lauren-Alexande	0:17,688	E33 Arndt, Felix	0:17,919
12 E10 Clevert, Lauren-Alexande	E6 Walsdorf, Philipp	0:23,699	E11 Bergmeier, Tamino	0:17,694	E4 Britz, Philipp	0:17,936
13 E3 Siegers, Alexander	E3 Siegers, Alexander	0:23,715	E8 Wiskirchen, Moritz	0:17,723	E8 Wiskirchen, Moritz	0:17,939
14 E12 Kappler, Mick	E8 Wiskirchen, Moritz	0:23,725	E12 Kappler, Mick	0:17,728	E3 Siegers, Alexander	0:17,989
15 E8 Wiskirchen, Moritz	E11 Bergmeier, Tamino	0:23,762	E30 Siemens, Dennis	0:17,730	E12 Kappler, Mick	0:18,036
16 E7 Wassertheurer, Leon	E7 Wassertheurer, Leon	0:23,926	E7 Wassertheurer, Leon	0:17,780	E7 Wassertheurer, Leon	0:18,118
17 E99 Müller, Richy	E99 Müller, Richy	1:00,977	E99 Müller, Richy	0:18,183	E99 Müller, Richy	0:18,403
18 E98 Kragenings, Christoph	E98 Kragenings, Christoph	1:01,962	E98 Kragenings, Christoph	0:18,352	E98 Kragenings, Christoph	0:18,776



**R 19 DEKM (E-Kart) Race 4**

Die schnellsten Zeiten

Ort	Nr. Fahrername	Zeit	Streckentl.	ø Speed
Ziel	E4 Britz, Philipp	0:58,977	1360 m	83,0 km/h
Sektion 1	E4 Britz, Philipp	0:23,521	548 m	83,9 km/h
Sektion 2	E4 Britz, Philipp	0:17,461	366 m	75,5 km/h
Sektion 3	E17 Etchenberger, Tara	0:16,441	446 m	97,7 km/h

	Smr.E4 Britz, Philipp DEU Philipp Britz	Smr.E14 Wömer, Luka DEU Luka Wömer	Smr.E30 Siemens, Dennis DEU Team V+R WurzRacing	Smr.E10 Clevert, Lauren-Alexander DEU Kartshop Amping	Smr.E9 Fach, Alexander DEU Kartclub Oerlikon
best	theoretisch mögliche Bestzeit 0:58,918 Ziel Sektion 1 Sektion 2 Sektion 3 0:58,977 0:23,521 0:17,461 0:17,936	theoretisch mögliche Bestzeit 0:58,983 Ziel Sektion 1 Sektion 2 Sektion 3 0:59,103 0:23,607 0:17,523 0:17,853	theoretisch mögliche Bestzeit 0:58,823 Ziel Sektion 1 Sektion 2 Sektion 3 0:59,486 0:23,679 0:17,730 0:17,414	theoretisch mögliche Bestzeit 0:59,150 Ziel Sektion 1 Sektion 2 Sektion 3 0:59,497 0:23,613 0:17,688 0:17,849	theoretisch mögliche Bestzeit 0:59,097 Ziel Sektion 1 Sektion 2 Sektion 3 0:59,186 0:23,550 0:17,680 0:17,867
Runde 1	1:02,894 0:26,678 0:17,963 0:18,253	1:02,884 0:26,816 0:17,974 0:18,094	0:59,486 36:39,898 0:18,180 35:58,592	1:03,137 0:26,905 0:18,096 0:18,136	1:04,011 0:27,479 0:18,343 0:18,189
Runde 2	0:59,405 0:23,690 0:17,687 0:18,028	0:59,595 0:23,865 0:17,808 0:17,922	0:59,790 0:23,720 0:17,813 0:18,257	0:59,639 0:23,801 0:17,833 0:18,005	1:00,096 0:24,020 0:17,845 0:18,231
Runde 3	0:59,551 0:23,675 0:17,783 0:18,093	0:59,991 0:23,898 0:18,125 0:17,968	0:59,626 0:23,680 0:18,221 0:17,725	1:00,163 0:24,106 0:18,208 0:17,849	0:59,831 0:24,008 0:17,898 0:17,925
Runde 4	0:59,291 0:23,631 0:17,642 0:18,018	0:59,690 0:23,782 0:17,952 0:17,956	0:59,632 0:23,768 0:17,969 0:17,895	0:59,784 0:23,862 0:17,915 0:18,007	0:59,406 0:23,746 0:17,793 0:17,867
Runde 5	0:58,977 0:23,580 0:17,461 0:17,936	0:59,103 0:23,628 0:17,622 0:17,853	1:00,516 0:23,824 0:17,829 0:18,863	0:59,982 0:23,780 0:18,152 0:18,050	0:59,186 0:23,550 0:17,685 0:17,951
Runde 6	0:59,062 0:23,521 0:17,546 0:17,995	0:59,165 0:23,607 0:17,563 0:17,995	0:59,576 0:23,987 0:18,175 0:17,414	1:00,496 0:23,613 0:18,404 0:18,479	1:00,548 0:23,696 0:18,214 0:18,638
Runde 7	0:59,377 0:23,654 0:17,698 0:18,025	0:59,171 0:23,638 0:17,525 0:18,008	1:00,573 0:23,679 0:17,730 0:19,164	0:59,497 0:23,662 0:17,688 0:18,147	0:59,434 0:23,632 0:17,680 0:18,122
Runde 8	0:59,260 0:23,618 0:17,613 0:18,029	0:59,224 0:23,615 0:17,523 0:18,086	0:24,119 0:18,188	1:00,539 0:24,066 0:18,265 0:18,208	1:00,843 0:23,704 0:18,888 0:18,251

## R 19 DEKM (E-Kart) Race 4

Die schnellsten Zeiten

Ort	Nr. Fahrername	Zeit	Streckentl.	Ø Speed
Ziel	E4 Britz, Philipp	0:58,977	1360 m	83,0 km/h
Sektion 1	E4 Britz, Philipp	0:23,521	548 m	83,9 km/h
Sektion 2	E4 Britz, Philipp	0:17,461	366 m	75,5 km/h
Sektion 3	E17 Etchenberger, Tara	0:16,441	446 m	97,7 km/h

	Smr.E27 Bienert, Tizian DEU Tizian Bienert			Smr.E33 Arndt, Felix DEU RS-Motorsport			Smr.E2 Horstmann, Lukas DEU Valier Motorsport			Smr.E11 Bergmeier, Tamino DEU Tamino Bergmeier			Smr.E6 Walsdorf, Philipp DEU ADAC BERLIN-BRANDENBURG E.V.							
	theoretisch mögliche Bestzeit	Ziel	Bestzeit	theoretisch mögliche Bestzeit	Ziel	Bestzeit	theoretisch mögliche Bestzeit	Ziel	Bestzeit	theoretisch mögliche Bestzeit	Ziel	Bestzeit	theoretisch mögliche Bestzeit	Ziel	Bestzeit					
best	0:59,164	0:23,619	0:17,611	0:17,900	0:59,470	0:23,637	0:17,680	0:17,919	0:59,457	0:23,655	0:17,643	0:17,824	0:59,459	0:23,762	0:17,694	0:17,839	0:59,444	0:23,699	0:17,575	0:17,898
Runde 1	1:03,821	0:27,228	0:18,353	0:18,240	1:03,341	0:27,112	0:18,165	0:18,064	1:04,755	0:28,032	0:18,773	0:17,950	1:03,713	0:27,350	0:18,350	0:18,013	1:03,998	0:27,465	0:18,322	0:18,211
Runde 2	0:59,861	0:24,019	0:17,818	0:18,024	0:59,567	0:23,761	0:17,887	0:17,919	0:59,911	0:24,181	0:17,779	0:17,951	1:00,362	0:24,778	0:17,745	0:17,839	1:00,312	0:24,477	0:17,847	0:17,988
Runde 3	0:59,598	0:23,829	0:17,854	0:17,915	1:00,099	0:23,869	0:17,994	0:18,236	1:00,262	0:23,894	0:18,036	0:18,332	1:00,255	0:23,912	0:18,002	0:18,341	1:01,300	0:24,612	0:18,238	0:18,450
Runde 4	0:59,427	0:23,756	0:17,771	0:17,900	0:59,589	0:23,771	0:17,824	0:17,994	1:00,390	0:23,839	0:18,339	0:18,212	1:00,008	0:23,762	0:18,144	0:18,102	1:01,333	0:24,681	0:17,755	0:18,897
Runde 5	0:59,164	0:23,619	0:17,611	0:17,934	0:59,470	0:23,637	0:17,769	0:18,064	0:59,457	0:23,736	0:17,897	0:17,824	0:59,459	0:23,830	0:17,746	0:17,883	0:59,444	0:23,815	0:17,731	0:17,898
Runde 6	1:00,591	0:23,647	0:18,510	0:18,434	1:00,424	0:23,673	0:18,374	0:18,377	1:00,132	0:23,655	0:17,916	0:18,561	1:00,242	0:23,775	0:17,912	0:18,555	0:59,459	0:23,699	0:17,695	0:18,065
Runde 7	0:59,556	0:23,675	0:17,723	0:18,158	0:59,528	0:23,816	0:17,680	0:18,032	1:00,025	0:24,282	0:17,643	0:18,100	0:59,850	0:24,094	0:17,694	0:18,062	0:59,500	0:23,812	0:17,575	0:18,113
Runde 8	1:01,799	0:23,770	0:19,275	0:18,754	1:02,317	0:24,046	0:19,260	0:19,011	1:00,411	0:23,708	0:18,638	0:18,065	1:01,307	0:24,106	0:19,080	0:18,121	1:01,290	0:23,919	0:18,735	0:18,636





DMSB-ReglNr. 230/2018

### R 19 DEKM (E-Kart) Race 4

#### Die schnellsten Zeiten

Ort	Nr. Fahrername	Zeit	Streckenl.	ø Speed
Ziel	E4 Britz, Philipp	0:58,977	1360 m	83,0 km/h
Sektion 1	E4 Britz, Philipp	0:23,521	548 m	83,9 km/h
Sektion 2	E4 Britz, Philipp	0:17,461	366 m	75,5 km/h
Sektion 3	E17 Etchenberger, Tara	0:16,441	446 m	97,7 km/h

	Smr.E7 Wassertheurer,Leon DEU Leon Wassertheurer		Smr.E99 Müller,Richy DEU Richy Müller		Smr.E98 Kragenings,Christoph DEU Christoph Kragenings		Ziel	Sektion 1	Sektion 2	Sektion 3		
	theoretisch mögliche Bestzeit	Ziel	theoretisch mögliche Bestzeit	Ziel	theoretisch mögliche Bestzeit	Ziel						
best	0:59,897	0:23,926	0:17,780	0:18,118	1:00,977	0:24,097	0:18,183	0:18,403	1:01,962	0:24,745	0:18,352	0:18,776
Runde 1	1:05,569	0:28,089	0:19,000	0:18,480	1:06,361	0:28,418	0:19,066	0:18,877	1:05,845	0:28,095	0:18,973	0:18,777
Runde 2	1:00,965	0:24,173	0:18,514	0:18,278	1:01,090	0:24,409	0:18,183	0:18,498	1:03,319	0:25,040	0:19,426	0:18,853
Runde 3	1:01,085	0:24,238	0:18,671	0:18,176	1:00,977	0:24,097	0:18,396	0:18,484	1:04,482	0:25,951	0:19,562	0:18,969
Runde 4	1:00,146	0:23,926	0:17,938	0:18,282	1:00,984	0:24,318	0:18,263	0:18,403	1:02,843	0:24,934	0:19,018	0:18,891
Runde 5	1:00,426	0:24,274	0:18,008	0:18,144	1:01,474	0:24,400	0:18,287	0:18,787	1:03,029	0:25,119	0:19,107	0:18,803
Runde 6	0:59,897	0:23,960	0:17,819	0:18,118	1:01,901	0:24,735	0:18,514	0:18,652	1:02,704	0:24,745	0:18,595	0:19,364
Runde 7	1:00,115	0:24,000	0:17,815	0:18,300	1:01,756	0:24,715	0:18,448	0:18,593	1:02,719	0:25,181	0:18,539	0:18,999
Runde 8	1:00,415	0:24,269	0:17,780	0:18,366	1:01,151	0:24,476	0:18,200	0:18,475	1:01,962	0:24,834	0:18,352	0:18,776

DMSB-RegNr. 230/2018

**Qualifying practice 2 DEKM (E-Kart)**

Strecke / track: 1360m

started: 18 classified: 18 not classified: 0

Doc. 51

Pos	Str. Nr.	Fahrer Driver	Nation	Bewerber/Sponsor	Nation	Lizenz/B-Lizenz	Chassis/Motor/Reifen	Runden Laps	Gesamtzeit Differenz	Abstand Gap	beste Runde best Lap	in N. in L.	o Geschw. o Speed
1	E10	Clevert, Lauren-Alexander	DEU	Kartshop Ampfing	DEU	IKC 1173645 KBF 1108764	SODI / Rotax / Vega	7			0:58,425	5	83,8 km/h
2	E4	Britz, Philipp	DEU	Philipp Britz	DEU	IKC 1156008 IKC 1156008	SODI / Rotax / Vega	7	0:00,102	0:00,102	0:58,527	4	83,7 km/h
3	E14	Wlömer, Luka	DEU	Luka Wlömer	DEU	IKC 1153459 IKC 1153459	SODI / Rotax / Vega	7	0:00,160	0:00,058	0:58,585	6	83,6 km/h
4	E30	Siemens, Dennis	DEU	Team VrR WurzRacing	AUT	IKC 1168032 BK 004	SODI / Rotax / Vega	8	0:00,166	0:00,006	0:58,591	6	83,6 km/h
5	E33	Arndt, Felix	DEU	RS-Motorsport	DEU	IKC 1176050 KBF 1104126	SODI / Rotax / Vega	7	0:00,234	0:00,068	0:58,659	4	83,5 km/h
6	E9	Fach, Alexander	DEU	Kartclub Oerlikon	CHE	IKB 1189062 500006	SODI / Rotax / Vega	7	0:00,285	0:00,051	0:58,710	3	83,4 km/h
7	E27	Bienert, Tizian	DEU	Tizian Bienert	DEU	NKA 1183581 NKA 1183581	SODI / Rotax / Vega	7	0:00,292	0:00,007	0:58,717	4	83,4 km/h
8	E2	Horstmann, Lukas	DEU	Valier Motorsport	DEU	IKC 1182183 KBF 1063735	SODI / Rotax / Vega	7	0:00,311	0:00,019	0:58,736	5	83,4 km/h
9	E17	Eichenberger, Tara	DEU	Tara Eichenberger	DEU	IKC 1166976 IKC 1166976	SODI / Rotax / Vega	7	0:00,331	0:00,020	0:58,756	4	83,3 km/h
10	E6	Walsdorf, Philipp	DEU	ADAC BERLIN-BRANDENBURG E.V.	DEU	IKC 1163178 BIC 1012474	SODI / Rotax / Vega	7	0:00,339	0:00,008	0:58,764	4	83,3 km/h
11	E3	Siegers, Alexander	DEU	RTG Kartsport	DEU	IKC 1165883 KBF 1166823	SODI / Rotax / Vega	5	0:00,359	0:00,020	0:58,784	3	83,3 km/h
12	E88	Albig, Finn	DEU	RS-Competition	DNK	IKC 1161518 36053	SODI / Rotax / Vega	8	0:00,544	0:00,185	0:58,969	5	83,0 km/h
13	E11	Bergmeier, Tamino	DEU	Tamino Bergmeier	DEU	IKB 1154027 IKC 1154027	SODI / Rotax / Vega	7	0:00,573	0:00,029	0:58,998	5	83,0 km/h
14	E12	Kappler, Mick	DEU	Mick Kappler	DEU	NKA 1179708 NKA 1179708	SODI / Rotax / Vega	7	0:00,578	0:00,005	0:59,003	6	83,0 km/h
15	E8	Wiskirchen, Moritz	DEU	BMW motorsport	DEU	NKA 1173298 KBF 1114737	SODI / Rotax / Vega	8	0:00,666	0:00,088	0:59,091	2	82,9 km/h
16	E7	Wassertheurer, Leon	DEU	Leon Wassertheurer	DEU	NKA 1188634 NKA 1188634	SODI / Rotax / Vega	7	0:01,219	0:00,553	0:59,644	4	82,1 km/h
17	E99	Müller, Richy	DEU	Richy Müller	DEU		SODI / Rotax / Vega	7	0:02,207	0:00,988	1:00,632	7	80,7 km/h
18	E98	Kragenings, Christoph	DEU	Christoph Kragenings	DEU	IC1135952 IC1135952	SODI / Rotax / Vega	8	0:02,824	0:00,617	1:01,249	5	79,9 km/h

Rennleitung: Rüdiger Luth Racedirektor: Thomas Lainer

Sportkommissare: Thomas Ferrero / Ulrich Bell / Hans Willi Baumgarten / Philippe Lackman


Techn. Kommissare: H.-J. Dangers / A.Sengpiel / M. Grasshoff / C. Schmidt / D.Pietzko / J.Lawinger / N. Jasper / K.-L. Rusczyński

Zeitnahme: KART-DATA timing service Franz Schieszler / Martin Summerer

Zeitnahme / timekeeping

control *Schieszler*  
Franz Schieszler

Aushangzeit : 09:31:09



9	E99	Richy Müller Müller Richy Startposition 17
8	E8	RMW motorsport Wiskirchen Moritz Startposition 15
7	E11	Tamino Bergmeier Bergmeier Tamino Startposition 13
6	E3	RTG Kartsport Siegert Alexander Startposition 11
5	E17	Tara Eichenberger Eichenberger Tara Startposition 9
4	E27	Tizian Bienert Bienert Tizian Startposition 7
3	E33	RS-Motorsport Arndt Felix Startposition 5
2	E14	Luka Wlömer Wlömer Luka Startposition 3
1	E10	Kartshop Ampfing Clevert Lauren-Alexander Startposition 1

9	E98	Christoph Kragenings Kragenings Christoph Startposition 18
8	E7	Leon Wassertheurer Wassertheurer Leon Startposition 16
7	E12	Mick Kappler Kappler Mick Startposition 14
6	E88	RS-Competition Albig Finn Startposition 12
5	E6	ADAC BERLIN-BRANDENBURG E.V. Walsdorf Philipp Startposition 10
4	E2	Valier Motorsport Horstmann Lukas Startposition 8
3	E9	Kartclub Oerlikon Fach Alexander Startposition 6
2	E30	Team VrR WurzRacing Siemens Dennis Startposition 4
1	E4	Philipp Britz Britz Philipp Startposition 2



### Starting DEKM (E-Kart) Race 4

Rennen 19

**Qualifying practice 2 DEKM (E-Kart)**

Strecke / track: 1360 started: 18 classified: 18 not classified: 0

Fahrername Driver	Lauren- Alexander	Britz Philipp	Wlörner Luka	Siemens Dennis	Arndt Felix	Fach Alexander	Bienert Tizian	Horstmann Lukas	Eichenberger Tara	Walsdorf Philipp	Siegers Alexander	Albig Finn
schnellste Runde in Runde	0:58,425 Rn. 5	0:58,527 Rn. 4	0:58,585 Rn. 6	0:58,591 Rn. 6	0:58,659 Rn. 4	0:58,710 Rn. 3	0:58,717 Rn. 4	0:58,736 Rn. 5	0:58,756 Rn. 4	0:58,764 Rn. 4	0:58,784 Rn. 3	0:58,969 Rn. 5
Speed	83,8 km/h	83,7 km/h	83,6 km/h	83,6 km/h	83,5 km/h	83,4 km/h	83,4 km/h	83,4 km/h	83,3 km/h	83,3 km/h	83,3 km/h	83,0 km/h
Lap 1	1:03,697	1:02,604	1:14,201	1:06,088	1:03,730	1:02,346	1:01,871	1:01,799	1:04,171	1:13,787	1:02,729	1:02,651
Lap 2	0:59,734	0:59,619	1:00,568	0:59,395	0:58,910	0:59,106	0:59,073	0:59,669	0:59,584	1:00,960	0:59,168	0:59,359
Lap 3	0:58,727	0:58,630	0:58,760	0:58,750	0:59,309	0:58,710	0:58,757	0:58,959	0:59,021	0:58,789	0:58,784	0:59,062
Lap 4	0:58,468	0:58,527	1:00,180	0:59,179	0:58,659	0:58,744	0:58,717	0:58,988	0:58,756	0:58,764	0:58,950	0:59,286
Lap 5	0:58,425	0:58,747	0:58,631	0:58,642	1:00,234	0:58,797	0:58,740	0:58,736	0:58,783	0:58,824	0:59,451	0:58,969
Lap 6	0:58,815	0:58,703	0:58,585	0:58,591	1:01,689	0:58,931	0:58,998	0:59,136	0:59,475	0:59,014	0:59,451	0:59,175
Lap 7	0:58,888	0:59,002	0:58,755	0:58,675	0:59,577	0:58,834	0:59,040	0:58,918	0:59,249	0:58,773	0:59,451	0:59,265
Lap 8				0:58,859								0:59,456

## Qualifying practice 2 DEKM (E-Kart)

Strecke / track: 1360      started: 18      classified: 18      not classified: 0

Fahrername Driver	Bergmeier Tamino	Kappler Mick	Wiskirchen Moritz	Wassertheurer Leon	Müller Richy	Krogenings Christoph
schnellste Runde in Runde	0:58,998 Rn. 5	0:59,003 Rn. 6	0:59,091 Rn. 2	0:59,644 Rn. 4	1:00,632 Rn. 7	1:01,249 Rn. 5
Speed	83,0 km/h	83,0 km/h	82,9 km/h	82,1 km/h	80,7 km/h	79,9 km/h
Lap 1	1:03,645	1:02,475	1:02,731	1:03,900	1:05,425	1:04,541
Lap 2	0:59,476	0:59,421	0:59,091	1:00,149	1:00,969	1:01,337
Lap 3	0:59,091	0:59,037	0:59,098	0:59,857	1:01,193	1:01,411
Lap 4	0:59,052	0:59,208	0:59,202	0:59,644	1:01,308	1:04,837
Lap 5	0:58,998	1:00,041	0:59,377	0:59,736	1:00,700	1:01,249
Lap 6	0:59,861	0:59,003	0:59,636	0:59,694	1:00,945	1:01,345
Lap 7	0:59,279	1:00,032	0:59,569	0:59,867	1:00,632	1:01,375
Lap 8			0:59,683			1:01,538



## Qualifying practice 2 DEKM (E-Kart)

Ziel		Sektion 1		Sektion 2		Sektion 3	
Fahrername	Zeit	Fahrername	Zeit	Fahrername	Zeit	Fahrername	Zeit
1 E10 Clevert,Lauren-Alexande	0:58,425	E14 Wiömer,Luka	0:23,334	E4 Britz,Philipp	0:17,211	E6 Walsdorf,Philipp	0:17,608
2 E4 Britz,Philipp	0:58,527	E10 Clevert,Lauren-Alexande	0:23,346	E30 Siemens,Dennis	0:17,233	E30 Siemens,Dennis	0:17,639
3 E14 Wiömer,Luka	0:58,585	E30 Siemens,Dennis	0:23,369	E2 Horstmann,Lukas	0:17,308	E10 Clevert,Lauren-Alexande	0:17,663
4 E30 Siemens,Dennis	0:58,591	E2 Horstmann,Lukas	0:23,375	E17 Eichenberger,Tara	0:17,334	E4 Britz,Philipp	0:17,665
5 E33 Arndt,Felix	0:58,659	E17 Eichenberger,Tara	0:23,405	E88 Albig,Finn	0:17,355	E27 Bienert,Tizian	0:17,680
6 E9 Fach,Alexander	0:58,710	E27 Bienert,Tizian	0:23,429	E10 Clevert,Lauren-Alexande	0:17,359	E3 Siegers,Alexander	0:17,685
7 E27 Bienert,Tizian	0:58,717	E4 Britz,Philipp	0:23,430	E33 Arndt,Felix	0:17,369	E14 Wiömer,Luka	0:17,710
8 E2 Horstmann,Lukas	0:58,736	E12 Kappler,Mick	0:23,431	E9 Fach,Alexander	0:17,369	E33 Arndt,Felix	0:17,728
9 E17 Eichenberger,Tara	0:58,756	E9 Fach,Alexander	0:23,448	E14 Wiömer,Luka	0:17,395	E8 Wiskirchen,Moritz	0:17,735
10 E6 Walsdorf,Philipp	0:58,764	E6 Walsdorf,Philipp	0:23,474	E11 Bergmeier,Tamino	0:17,412	E9 Fach,Alexander	0:17,757
11 E3 Siegers,Alexander	0:58,784	E33 Arndt,Felix	0:23,512	E27 Bienert,Tizian	0:17,432	E12 Kappler,Mick	0:17,830
12 E88 Albig,Finn	0:58,969	E3 Siegers,Alexander	0:23,532	E6 Walsdorf,Philipp	0:17,448	E2 Horstmann,Lukas	0:17,917
13 E11 Bergmeier,Tamino	0:58,998	E11 Bergmeier,Tamino	0:23,534	E3 Siegers,Alexander	0:17,491	E11 Bergmeier,Tamino	0:17,919
14 E12 Kappler,Mick	0:59,003	E88 Albig,Finn	0:23,592	E12 Kappler,Mick	0:17,535	E17 Eichenberger,Tara	0:17,950
15 E8 Wiskirchen,Moritz	0:59,091	E8 Wiskirchen,Moritz	0:23,634	E8 Wiskirchen,Moritz	0:17,605	E88 Albig,Finn	0:17,955
16 E7 Wassertheurer,Leon	0:59,644	E7 Wassertheurer,Leon	0:23,844	E7 Wassertheurer,Leon	0:17,653	E7 Wassertheurer,Leon	0:18,074
17 E99 Müller,Richy	1:00,632	E99 Müller,Richy	0:24,111	E99 Müller,Richy	0:17,919	E99 Müller,Richy	0:18,284
18 E98 Kragenings,Christoph	1:01,249	E98 Kragenings,Christoph	0:24,368	E98 Kragenings,Christoph	0:18,181	E98 Kragenings,Christoph	0:18,440

**Qualifying practice 2 DEKM (E-Kart)**

Die schnellsten Zeiten

Ort	Nr. Fahrername	Zeit	Streckenl.	ø Speed
Ziel	E10 Clevert,Lauren-Alexander	0:58,425	1360 m	83,8 km/h
Sektion 1	E14 Wlömer,Luka	0:23,334	548 m	84,5 km/h
Sektion 2	E4 Britz,Philipp	0:17,211	366 m	76,6 km/h
Sektion 3	E6 Walsdorf,Philipp	0:17,608	446 m	91,2 km/h

	Smr.E10 Clevert,Lauren-Alexander DEU Kartshop Ampfing theoretisch mögliche Bestzeit 0:58,368	Smr.E4 Britz,Philipp DEU Philipp Britz theoretisch mögliche Bestzeit 0:58,306	Smr.E14 Wlömer,Luka DEU Luka Wlömer theoretisch mögliche Bestzeit 0:58,439	Smr.E30 Siemens,Dennis DEU Team VnR WurzRacing theoretisch mögliche Bestzeit 0:58,241	Smr.E33 Arndt,Felix DEU RS-Motorsport theoretisch mögliche Bestzeit 0:58,609
best	Ziel 0:58,425	Ziel 0:58,527	Ziel 0:58,585	Ziel 0:58,591	Ziel 0:58,659
Runde 1	1:03,697	1:02,604	1:14,201	1:06,088	1:03,730
Runde 2	0:59,734	0:59,619	1:00,568	0:59,395	0:58,910
Runde 3	0:58,727	0:58,630	0:58,760	0:58,750	0:59,309
Runde 4	0:58,468	0:58,527	1:00,180	0:59,179	0:58,659
Runde 5	0:58,425	0:58,747	0:58,631	0:58,642	0:58,659
Runde 6	0:58,815	0:58,703	0:58,585	0:58,591	1:00,234
Runde 7	0:58,888	0:59,002	0:58,755	0:58,675	1:01,689
Runde 8	0:24,401	0:25,354	0:24,911	0:58,859	0:59,577
	0:18,502	0:18,203	0:31,371	0:29,282	0:27,185
	0:17,547	0:17,425	0:24,484	0:23,847	0:23,525
	0:17,445	0:17,445	0:23,450	0:23,486	0:23,767
	0:17,359	0:17,211	0:23,457	0:23,369	0:23,525
	0:17,402	0:17,413	0:23,334	0:23,523	0:23,512
	0:17,513	0:17,361	0:23,426	0:23,400	0:25,857
	0:17,429	0:17,386	0:23,445	0:23,415	0:23,998
	0:18,766	0:20,151	0:20,456	0:23,419	0:23,629
	0:18,030	0:17,916	0:21,287	0:18,272	0:18,480
	0:18,471	0:18,590	0:17,644	0:17,653	0:17,369
	0:17,842	0:17,665	0:17,405	0:17,546	0:17,814
	0:17,728	0:17,840	0:17,454	0:17,286	0:17,396
	0:17,663	0:17,904	0:17,448	0:17,480	0:17,684
	0:17,956	0:17,851	0:17,449	0:17,233	0:17,654
	0:17,955	0:18,006	0:17,395	0:17,404	0:17,605
	0:18,766	0:20,151	0:20,456	0:17,470	0:17,974

**Qualifying practice 2 DEKM (E-Kart)**

Die schnellsten Zeiten

Ort	Nr. Fahrername	Zeit	Streckenl.	ø Speed
Ziel	E10 Clevert,Lauren-Alexand	0:58,425	1360 m	83,8 km/h
Sektion 1	E14 Wlömer,Luka	0:23,334	548 m	84,5 km/h
Sektion 2	E4 Britz,Philipp	0:17,211	366 m	76,6 km/h
Sektion 3	E6 Walsdorf,Philipp	0:17,608	446 m	91,2 km/h

	Smr.E9 Fach,Alexander DEU Kartclub Oerlikon	Smr.E27 Bienert,Tizian DEU Tizian Bienert	Smr.E2 Horstmann,Lukas DEU Valier Motorsport	Smr.E17 Eichenberger,Tara DEU Tara Eichenberger	Smr.E6 Walsdorf,Philipp DEU ADAC BERLIN-BRANDENBURG E.V.
	theoretisch mögliche Bestzeit 0:58,574	theoretisch mögliche Bestzeit 0:58,541	theoretisch mögliche Bestzeit 0:58,600	theoretisch mögliche Bestzeit 0:58,689	theoretisch mögliche Bestzeit 0:58,530
best	Ziel Sektion 1 Sektion 2 Sektion 3 0:58,710 0:23,448 0:17,369 0:17,757	Ziel Sektion 1 Sektion 2 Sektion 3 0:58,717 0:23,429 0:17,432 0:17,680	Ziel Sektion 1 Sektion 2 Sektion 3 0:58,736 0:23,375 0:17,308 0:17,917	Ziel Sektion 1 Sektion 2 Sektion 3 0:58,756 0:23,405 0:17,334 0:17,950	Ziel Sektion 1 Sektion 2 Sektion 3 0:58,764 0:23,474 0:17,448 0:17,608
Runde 1	1:02,346 0:25,839 0:18,359 0:18,148	1:01,871 0:25,451 0:18,106 0:18,314	1:01,799 0:25,527 0:17,998 0:18,274	1:04,171 0:27,077 0:18,588 0:18,506	1:13,787 0:31,049 0:21,345 0:21,393
Runde 2	0:59,106 0:23,657 0:17,523 0:17,926	0:59,073 0:23,737 0:17,618 0:17,718	0:59,669 0:23,950 0:17,657 0:18,062	0:59,584 0:23,784 0:17,688 0:18,112	1:00,960 0:24,326 0:18,240 0:18,394
Runde 3	0:58,710 0:23,497 0:17,456 0:17,757	0:58,757 0:23,586 0:17,491 0:17,680	0:58,959 0:23,558 0:17,423 0:17,978	0:59,021 0:23,606 0:17,465 0:17,950	0:58,789 0:23,653 0:17,528 0:17,608
Runde 4	0:58,744 0:23,449 0:17,402 0:17,893	0:58,717 0:23,430 0:17,506 0:17,781	0:58,988 0:23,486 0:17,476 0:18,026	0:58,756 0:23,420 0:17,334 0:18,002	0:58,764 0:23,580 0:17,508 0:17,676
Runde 5	0:58,797 0:23,473 0:17,525 0:17,799	0:58,740 0:23,429 0:17,469 0:17,842	0:58,736 0:23,375 0:17,308 0:18,053	0:58,783 0:23,405 0:17,334 0:18,044	0:58,824 0:23,581 0:17,453 0:17,790
Runde 6	0:58,931 0:23,448 0:17,488 0:17,995	0:58,998 0:23,456 0:17,496 0:18,046	0:59,136 0:23,615 0:17,580 0:17,941	0:59,475 0:23,978 0:17,519 0:17,978	0:59,014 0:23,811 0:17,558 0:17,645
Runde 7	0:58,834 0:23,467 0:17,369 0:17,998	0:59,040 0:23,635 0:17,432 0:17,973	0:58,918 0:23,548 0:17,453 0:17,917	0:59,249 0:23,578 0:17,595 0:18,076	0:58,773 0:23,474 0:17,448 0:17,851
Runde 8	0:25,685 0:20,045	0:23,750 0:17,727	0:23,649 0:17,891	0:23,659 0:17,639	0:25,494 0:19,379

## Qualifying practice 2 DEKM (E-Kart)

### Die schnellsten Zeiten

Ort	Nr. Fahrername	Zeit	Streckenl.	ø Speed
Ziel	E10 Clevert, Lauren-Alexander	0:58,425	1360 m	83,8 km/h
Sektion 1	E14 Wöhrer, Luka	0:23,334	548 m	84,5 km/h
Sektion 2	E4 Britz, Philipp	0:17,211	366 m	76,6 km/h
Sektion 3	E6 Walsdorf, Philipp	0:17,608	446 m	91,2 km/h

	Smr.E3 Siegers,Alexander DEU RTG Kartsport		Smr.E88 Albig,Finn DEU RS-Competition		Smr.E11 Bergmeier,Tamino DEU Tamino Bergmeier		Smr.E12 Kappler,Mick DEU Mick Kappler		Smr.E8 Wiskirchen,Moritz DEU BMW motorsport											
	theoretisch mögliche Bestzeit	Ziel	theoretisch mögliche Bestzeit	Ziel	theoretisch mögliche Bestzeit	Ziel	theoretisch mögliche Bestzeit	Ziel	theoretisch mögliche Bestzeit	Ziel										
best	0:58,784	0:23,532	0:17,491	0:17,685	0:58,969	0:23,592	0:17,355	0:17,955	0:58,998	0:23,534	0:17,412	0:17,919	0:59,003	0:23,431	0:17,535	0:17,830	0:59,091	0:23,634	0:17,605	0:17,735
Runde 1	1:02,779	0:26,165	0:18,466	0:18,098	1:02,651	0:26,221	0:18,207	0:18,223	1:03,645	0:27,102	0:18,376	0:18,167	1:02,475	0:25,906	0:18,251	0:18,318	1:02,731	0:26,382	0:18,177	0:18,172
Runde 2	0:59,168	0:23,581	0:17,623	0:17,964	0:59,359	0:23,706	0:17,506	0:18,147	0:59,476	0:23,761	0:17,721	0:17,994	0:59,421	0:23,801	0:17,695	0:17,925	0:59,091	0:23,667	0:17,689	0:17,735
Runde 3	0:58,784	0:23,608	0:17,491	0:17,685	0:59,062	0:23,682	0:17,355	0:18,025	0:59,091	0:23,737	0:17,485	0:17,919	0:59,037	0:23,559	0:17,566	0:17,912	0:59,098	0:23,716	0:17,618	0:17,764
Runde 4	0:58,950	0:23,532	0:17,501	0:17,917	0:59,286	0:23,663	0:17,615	0:18,008	0:59,052	0:23,637	0:17,445	0:17,970	0:59,208	0:23,498	0:17,590	0:18,120	0:59,202	0:23,634	0:17,605	0:17,963
Runde 5	0:59,451	0:23,839	0:17,806	0:17,806	0:58,969	0:23,592	0:17,422	0:17,955	0:58,998	0:23,534	0:17,412	0:18,052	1:00,041	0:23,850	0:18,361	0:17,830	0:59,377	0:23,816	0:17,677	0:17,884
Runde 6	0:23,772	0:17,590			0:59,175	0:23,669	0:17,501	0:18,005	0:59,861	0:23,849	0:17,785	0:18,227	0:59,003	0:23,431	0:17,535	0:18,037	0:59,636	0:23,787	0:17,736	0:18,113
Runde 7					0:59,265	0:23,752	0:17,553	0:17,960	0:59,279	0:23,796	0:17,554	0:17,929	1:00,032	0:23,530	0:17,559	0:18,943	0:59,569	0:23,749	0:17,619	0:18,201
Runde 8					0:59,456	0:23,672	0:17,640	0:18,144		0:27,572	0:18,937			0:25,402	0:19,284		0:59,683	0:23,733	0:17,642	0:18,308

## Qualifying practice 2 DEKM (E-Kart)

### Die schnellsten Zeiten

Ort	Nr. Fahrername	Zeit	Streckenl.	ø Speed
Ziel	E10 Clevert,Lauren-Alexand	0:58,425	1360 m	83,8 km/h
Sektion 1	E14 Wlömer,Luka	0:23,334	548 m	84,5 km/h
Sektion 2	E4 Britz,Philipp	0:17,211	366 m	76,6 km/h
Sektion 3	E6 Wälsdorf,Philipp	0:17,608	446 m	91,2 km/h

	Smr.E7 Wassertheurer,Leon DEU Leon Wassertheurer			Smr.E99 Müller,Richy DEU Richy Müller			Smr.E98 Kragenings,Christoph DEU Christoph Kragenings					
	theoretisch mögliche Bestzeit	Sektion 2	Sektion 3	theoretisch mögliche Bestzeit	Sektion 1	Sektion 2	theoretisch mögliche Bestzeit	Sektion 1	Sektion 2	Sektion 3		
best	0:59,644	0:23,844	0:17,653	0:18,074	1:00,632	0:24,111	0:17,919	0:18,284	1:01,249	0:24,368	0:18,181	0:18,440
Runde 1	1:03,900	0:26,506	0:18,692	0:18,702	1:05,425	0:27,597	0:19,025	0:18,803	1:04,541	0:26,706	0:19,004	0:18,831
Runde 2	1:00,149	0:24,123	0:17,851	0:18,175	1:00,969	0:24,422	0:18,263	0:18,284	1:01,337	0:24,368	0:18,519	0:18,450
Runde 3	0:59,857	0:24,055	0:17,709	0:18,093	1:01,193	0:24,141	0:18,468	0:18,584	1:01,411	0:24,584	0:18,387	0:18,440
Runde 4	0:59,644	0:23,904	0:17,666	0:18,074	1:01,308	0:24,242	0:18,210	0:18,856	1:04,837	0:27,312	0:18,961	0:18,564
Runde 5	0:59,736	0:23,863	0:17,690	0:18,183	1:00,700	0:24,224	0:18,013	0:18,463	1:01,249	0:24,442	0:18,330	0:18,477
Runde 6	0:59,694	0:23,918	0:17,653	0:18,123	1:00,945	0:24,111	0:17,919	0:18,915	1:01,345	0:24,458	0:18,181	0:18,706
Runde 7	0:59,867	0:23,844	0:17,713	0:18,310	1:00,632	0:24,158	0:18,057	0:18,417	1:01,375	0:24,441	0:18,239	0:18,695
Runde 8		0:24,252	0:17,874			0:25,908	0:21,037		1:01,538	0:24,481	0:18,366	0:18,691

Strecke / track: 1360m

started: 15 classified: 15 not classified: 0

Doc. 46

Pos	Str. Nr.	Fahrer Driver	Nation	Bewerber/Sponsor	Nation	Lizenz/B-Lizenz	Chassis/Motor/Reifen	Runden Laps	Gesamtzeit Differenz	Abstand Gap	beste Runde best Lap	in N. in L.	o Geschw. o Speed
1	E30	Siemens, Dennis	DEU	Team VrR WurzRacing	AUT	IKC 1168032 BK 004	SODI / Rotax / Vega	4			0:59,583	4	82,2 km/h
2	E14	Wlömer, Luka	DEU	Luka Wlömer	DEU	IKC 1153459 IKC 1153459	SODI / Rotax / Vega	3	0:00,183	0:00,183	0:59,766	3	81,9 km/h
3	E10	Clevert, Lauren-Alexander	DEU	Kartshop Ampfing	DEU	IKC 1173645 KBF 1108764	SODI / Rotax / Vega	4	0:00,271	0:00,088	0:59,854	4	81,8 km/h
4	E4	Britz, Philipp	DEU	Philipp Britz	DEU	IKC 1156008 IKC 1156008	SODI / Rotax / Vega	4	0:00,330	0:00,059	0:59,913	4	81,7 km/h
5	E2	Horstmann, Lukas	DEU	Valier Motorsport	DEU	IKC 1182183 KBF 1063735	SODI / Rotax / Vega	4	0:00,338	0:00,008	0:59,921	4	81,7 km/h
6	E27	Bienert, Tizian	DEU	Tizian Bienert	DEU	NKA 1183581 NKA 1183581	SODI / Rotax / Vega	4	0:00,423	0:00,085	1:00,006	4	81,6 km/h
7	E88	Albig, Finn	DEU	RS-Competition	DNK	IKC 1161518 36053	SODI / Rotax / Vega	4	0:00,558	0:00,135	1:00,141	4	81,4 km/h
8	E33	Arndt, Felix	DEU	RS-Motorsport	DEU	IKC 1176050 KBF 1104126	SODI / Rotax / Vega	4	0:00,581	0:00,023	1:00,164	3	81,4 km/h
9	E6	Walsdorf, Philipp	DEU	ADAC BERLIN-BRANDENBURG E.V.	DEU	IKC 1163178 BIC 1012474	SODI / Rotax / Vega	4	0:00,598	0:00,017	1:00,181	3	81,4 km/h
10	E3	Siegers, Alexander	DEU	RTG Kartsport	DEU	IKC 1165883 KBF 1166823	SODI / Rotax / Vega	4	0:00,688	0:00,090	1:00,271	4	81,2 km/h
11	E12	Kappler, Mick	DEU	Mick Kappler	DEU	NKA 1179708 NKA 1179708	SODI / Rotax / Vega	4	0:01,315	0:00,627	1:00,898	3	80,4 km/h
12	E99	Müller, Richy	DEU	Richy Müller	DEU		SODI / Rotax / Vega	4	0:01,575	0:00,260	1:01,158	4	80,1 km/h
13	E9	Fach, Alexander	DEU	Kartclub Oerlikon	CHE	IKB 1189062 500006	SODI / Rotax / Vega	4	0:01,669	0:00,094	1:01,252	3	79,9 km/h
14	E98	Kragenings, Christoph	DEU	Christoph Kragenings	DEU	IC 1135952 IC 1135952	SODI / Rotax / Vega	4	0:01,670	0:00,001	1:01,253	3	79,9 km/h
15	E7	Wassertheurer, Leon	DEU	Leon Wassertheurer	DEU	NKA 1188634 NKA 1188634	SODI / Rotax / Vega	4	0:02,258	0:00,588	1:01,841	4	79,2 km/h

Rennleitung: Rüdiger Luth Racedirektor: Thomas Lainer

Sportkommissare: Thomas Ferrero / Ulrich Bell / Hans Willi Baumgarten / Philippe Lackman

Techn. Kommissare: H.-J. Dangers / A.Sengpiel / M. Grasshoff / C. Schmidt / D.Pietzko / J.Lawinger / N. Jasper / K.-L. Ruszczyński

Zeitnahme: KART-DATA timing service Franz Schiesler / Martin Summerer

## Shakedown DEKM (E-Kart)

Strecke / track: 1360      started: 15      classified: 15      not classified: 0

Fahrername Driver	Siemens Dennis	Wiömer Luka	Lauren- Alexander	Britz Philipp	Horstmann Lukas	Bienert Tizian	Albig Finn	Arndt Felix	Walsdorf Philipp	Siegers Alexander	Kappler Mick	Müller Richy
schnellste Runde in Runde	0:59,583 Rn. 4	0:59,766 Rn. 3	0:59,854 Rn. 4	0:59,913 Rn. 4	0:59,921 Rn. 4	1:00,006 Rn. 4	1:00,141 Rn. 4	1:00,164 Rn. 3	1:00,181 Rn. 3	1:00,271 Rn. 4	1:00,898 Rn. 3	1:01,158 Rn. 4
Speed	82,2 km/h	81,9 km/h	81,8 km/h	81,7 km/h	81,7 km/h	81,6 km/h	81,4 km/h	81,4 km/h	81,4 km/h	81,2 km/h	80,4 km/h	80,1 km/h
Lap 1	1:05,028	1:01,217	1:06,800	1:06,460	1:04,813	1:05,813	1:05,270	1:05,622	1:05,632	1:05,263	1:06,657	1:08,943
Lap 2	1:01,071	1:00,335	1:03,146	1:01,510	1:01,710	1:00,900	1:01,233	1:01,435	1:01,066	1:01,010	1:02,380	1:01,893
Lap 3	1:00,535	0:59,766	1:01,623	0:59,956	1:00,414	1:00,180	1:00,694	1:00,164	1:00,181	1:00,569	1:00,898	1:01,408
Lap 4	0:59,583		0:59,854	0:59,913	0:59,921	1:00,006	1:00,141	1:00,190	1:00,523	1:00,271	1:00,947	1:01,158

## Shakedown DEKM (E-Kart)

Strecke / track: 1360 started: 15 classified: 15 not classified: 0

Fahrername Driver	Fach Alexander	Kragenings Christoph	Wassertheurer Leon
schnellste Runde in Runde	1:01,252 Rn. 3 79,9 km/h	1:01,253 Rn. 3 79,9 km/h	1:01,841 Rn. 4 79,2 km/h
Speed			
Lap 1	1:05,222	1:09,754	1:07,545
Lap 2	1:01,508	1:01,815	1:02,935
Lap 3	1:01,252	1:01,253	1:02,523
Lap 4	1:01,275	1:02,624	1:01,841



## Shakedown DEKM (E-Kart)

Ziel		Sektion 1		Sektion 2		Sektion 3	
Fahrername	Zeit	Fahrername	Zeit	Fahrername	Zeit	Fahrername	Zeit
1 E30 Siemens,Dennis	0:59,583	E14 Wlömer,Luka	0:23,696	E14 Wlömer,Luka	0:17,687	E30 Siemens,Dennis	0:17,981
2 E14 Wlömer,Luka	0:59,766	E30 Siemens,Dennis	0:23,809	E4 Britz,Philipp	0:17,691	E14 Wlömer,Luka	0:17,992
3 E10 Clevert,Lauren-Alexande	0:59,854	E33 Arndt,Felix	0:23,835	E30 Siemens,Dennis	0:17,793	E27 Bienert,Tizian	0:18,032
4 E4 Britz,Philipp	0:59,913	E27 Bienert,Tizian	0:23,852	E88 Albig,Finn	0:17,810	E33 Arndt,Felix	0:18,039
5 E2 Horstmann,Lukas	0:59,921	E12 Kappler,Mick	0:23,859	E10 Clevert,Lauren-Alexande	0:17,828	E6 Walsdorf,Philipp	0:18,040
6 E27 Bienert,Tizian	1:00,006	E10 Clevert,Lauren-Alexande	0:23,914	E33 Arndt,Felix	0:17,856	E2 Horstmann,Lukas	0:18,089
7 E88 Albig,Finn	1:00,141	E3 Siegers,Alexander	0:23,917	E2 Horstmann,Lukas	0:17,890	E10 Clevert,Lauren-Alexande	0:18,112
8 E33 Arndt,Felix	1:00,164	E2 Horstmann,Lukas	0:23,942	E27 Bienert,Tizian	0:17,933	E4 Britz,Philipp	0:18,151
9 E6 Walsdorf,Philipp	1:00,181	E4 Britz,Philipp	0:23,960	E6 Walsdorf,Philipp	0:17,979	E3 Siegers,Alexander	0:18,205
10 E3 Siegers,Alexander	1:00,271	E88 Albig,Finn	0:23,979	E3 Siegers,Alexander	0:18,121	E88 Albig,Finn	0:18,352
11 E12 Kappler,Mick	1:00,898	E6 Walsdorf,Philipp	0:24,162	E12 Kappler,Mick	0:18,149	E12 Kappler,Mick	0:18,362
12 E99 Müller,Richy	1:01,158	E9 Fach,Alexander	0:24,295	E99 Müller,Richy	0:18,210	E9 Fach,Alexander	0:18,402
13 E9 Fach,Alexander	1:01,252	E99 Müller,Richy	0:24,415	E98 Kragenings,Christoph	0:18,274	E99 Müller,Richy	0:18,435
14 E98 Kragenings,Christoph	1:01,253	E98 Kragenings,Christoph	0:24,452	E9 Fach,Alexander	0:18,339	E98 Kragenings,Christoph	0:18,527
15 E7 Wassertheurer,Leon	1:01,841	E7 Wassertheurer,Leon	0:24,699	E7 Wassertheurer,Leon	0:18,394	E7 Wassertheurer,Leon	0:18,748

## Shakedown DEKM (E-Kart)

### Die schnellsten Zeiten

Ort	Nr. Fahrername	Zeit	Streckenl.	ø Speed
Ziel	E30 Siemens,Dennis	0:59,583	1360 m	82,2 km/h
Sektion 1	E14 Wlömer,Luka	0:23,696	548 m	83,3 km/h
Sektion 2	E14 Wlömer,Luka	0:17,687	366 m	74,5 km/h
Sektion 3	E30 Siemens,Dennis	0:17,981	446 m	89,3 km/h

Smr.E30 Siemens,Dennis DEU Team V+R WurzRacing		Smr.E14 Wlömer,Luka DEU Luka Wlömer		Smr.E10 Clevert,Lauren-Alexander DEU Kartshop Ampfing		Smr.E4 Britz,Philipp DEU Philipp Britz		Smr.E2 Horstmann,Lukas DEU Valier Motorsport								
theoretisch mögliche Bestzeit 0:59,583		theoretisch mögliche Bestzeit 0:59,375		theoretisch mögliche Bestzeit 0:59,854		theoretisch mögliche Bestzeit 0:59,802		theoretisch mögliche Bestzeit 0:59,921								
Ziel	Sektion 1	Sektion 2	Sektion 3	Ziel	Sektion 1	Sektion 2	Sektion 3	Ziel	Sektion 1	Sektion 2	Sektion 3					
best	0:59,583	0:23,809	0:17,793	0:17,981	0:59,766	0:23,696	0:17,687	0:17,992	0:59,913	0:23,960	0:17,691	0:18,151	0:59,921	0:23,942	0:17,890	0:18,089
Runde 1	1:05,078	0:27,402	0:18,651	0:18,975	1:01,217	0:24,329	0:18,230	0:18,658	1:06,460	0:28,081	0:19,499	0:18,880	1:04,813	0:26,354	0:19,319	0:19,140
Runde 2	1:01,071	0:24,578	0:18,215	0:18,278	1:00,335	0:24,421	0:17,992	0:17,992	1:01,510	0:24,457	0:18,099	0:18,954	1:01,710	0:24,935	0:18,370	0:18,405
Runde 3	1:00,535	0:24,232	0:18,013	0:18,290	0:59,766	0:23,696	0:17,687	0:18,383	0:59,956	0:24,105	0:17,691	0:18,160	1:00,414	0:24,203	0:17,951	0:18,260
Runde 4	0:59,583	0:23,809	0:17,793	0:17,981	0:59,854	0:23,914	0:17,828	0:18,112	0:59,913	0:23,960	0:17,802	0:18,151	0:59,921	0:23,942	0:17,890	0:18,089



**Shakedown DEKM (E-Kart)**

Die schnellsten Zeiten

Ort	Nr. Fahrername	Zeit	Streckenl.	ø Speed
Ziel	E30 Siemens,Dennis	0:59,583	1360 m	82,2 km/h
Sektion 1	E14 Wlömer,Luka	0:23,696	548 m	83,3 km/h
Sektion 2	E14 Wlömer,Luka	0:17,687	366 m	74,5 km/h
Sektion 3	E30 Siemens,Dennis	0:17,981	446 m	89,3 km/h

	Smr.E12 Kappler,Mick DEU Mick Kappler	Smr.E99 Müller,Richy DEU Richy Müller	Smr.E9 Fach,Alexander DEU Kartclub Oerlikon	Smr.E98 Kragenings,Christoph DEU Christoph Kragenings	Smr.E7 Wassertheurer,Leon DEU Leon Wassertheurer
	theoretisch mögliche Bestzeit 1:00,370	theoretisch mögliche Bestzeit 1:01,060	theoretisch mögliche Bestzeit 1:01,036	theoretisch mögliche Bestzeit 1:01,253	theoretisch mögliche Bestzeit 1:01,841
Ziel	Sektion 1 Sektion 2 Sektion 3	Sektion 1 Sektion 2 Sektion 3	Sektion 1 Sektion 2 Sektion 3	Sektion 1 Sektion 2 Sektion 3	Sektion 1 Sektion 2 Sektion 3
best	1:00,898 0:23,859 0:18,149 0:18,362	1:01,158 0:24,415 0:18,210 0:18,435	1:01,252 0:24,295 0:18,339 0:18,402	1:01,253 0:24,452 0:18,274 0:18,527	1:01,841 0:24,699 0:18,394 0:18,748
Runde 1	1:06,657 0:27,671 0:19,491 0:19,495	1:08,943 0:29,457 0:20,146 0:19,340	1:05,222 0:27,421 0:18,965 0:18,836	1:09,754 0:29,730 0:20,545 0:19,479	1:07,545 0:28,998 0:19,361 0:19,186
Runde 2	1:02,380 0:25,125 0:18,455 0:18,800	1:01,893 0:24,775 0:18,679 0:18,439	1:01,508 0:24,670 0:18,363 0:18,475	1:01,815 0:24,825 0:18,364 0:18,626	1:02,935 0:25,187 0:18,773 0:18,975
Runde 3	1:00,898 0:24,387 0:18,149 0:18,362	1:01,408 0:24,415 0:18,558 0:18,435	1:01,252 0:24,295 0:18,555 0:18,402	1:01,253 0:24,452 0:18,274 0:18,527	1:02,523 0:24,871 0:18,604 0:19,048
Runde 4	1:00,947 0:23,859 0:18,222 0:18,866	1:01,158 0:24,491 0:18,210 0:18,457	1:01,275 0:24,503 0:18,339 0:18,433	1:02,624 0:25,171 0:18,635 0:18,818	1:01,841 0:24,699 0:18,394 0:18,748

DMSB-Reg.Nr. 230/2018

**R 15 DEKM (E-Kart) Race 3**

**NEU - 1 - NEW**

Strecke / track: 1360m

fastest Lap Siemens, Dennis at: 0:58,800

started: 18 classified: 18 not classified: 0 not started: 1

Doc. 1.1

Pos	Stf. Nr.	Fahrer / Driver	Nation	Bewerber/Sponsor	Nation	Lizenz/B-Lizenz	Chassis/Motor/Reifen	Points	Runden Laps	Gesamtzeit Differenz	Abstand Gap	beste Runde best Lap	in N. in L.	o Geschw. u Speed
1	E4	Britz, Philipp	DEU	Philipp Britz	DEU	IKC 1156006 IKC 1156008	SODI / Rotax / Vega	25	8	8:06,492		0:59,110	5	80,5 km/h 82,8 km/h
2	E30	Siemens, Dennis	DEU	Team VrR Wurzburg	AUT	IKC 1168032 BK 004	SODI / Rotax / Vega	20	8	8:10,698 0:04,206	0:04,206	0:58,800	6	79,8 km/h 83,3 km/h
3	E14	Wlämer, Luka	DEU	Luka Wlämer	DEU	IKC 1153455 IKC 1153459	SODI / Rotax / Vega	16	8	8:10,776 0:04,284	0:00,078	0:59,743	3	79,8 km/h 82 km/h
4	E2	Horstmann, Lukas	DEU	Valier Motorsport	DEU	IKC 1182183 KBF 1063735	SODI / Rotax / Vega	13	8	8:11,058 0:04,566	0:00,282	0:59,212	5	79,8 km/h 82,4 km/h
5	E6	Walsdorf, Philipp	DEU	ADAC BERLIN-BRANDENBURG E.V.	DEU	IKC 1163176 BIC 1012474	SODI / Rotax / Vega	11	8	8:12,348 0:05,856	0:01,290	0:59,716	4	79,6 km/h 82,4 km/h
6	E11	Bergmeier, Tamino	DEU	Tamino Bergmeier	DEU	IKB 1154027 IKC 1154027	SODI / Rotax / Vega	10	8	8:12,652 0:06,160	0:00,304	0:59,226	6	79,5 km/h 82,4 km/h
7	E3	Siegers, Alexander	DEU	RTG Kartsport	DEU	IKC 1165883 KBF 1166823	SODI / Rotax / Vega	9	8	8:13,193 0:06,701	0:00,541	0:59,442	4	79,4 km/h 82,4 km/h
8	E9	Fach, Alexander	DEU	Kartclub Oerlikon	CHE	IKB 1189062 500006	SODI / Rotax / Vega	8	8	8:13,358 0:06,866	0:00,165	0:59,398	4	79,4 km/h 82,4 km/h
9	E8	Wiskirchen, Moritz	DEU	BMW motorsport	DEU	NKA 1173298 KBF 1114737	SODI / Rotax / Vega	7	8	8:13,452 0:06,960	0:00,094	0:59,439	4	79,4 km/h 82,4 km/h
10	E10	Clevert, Lauren-Alexander	DEU	Kartshop Ampling	DEU	IKC 1173645 KBF 1108764	SODI / Rotax / Vega	6	8	8:14,170 0:07,678	0:00,718	0:59,364	5	79,3 km/h 82,5 km/h
11	E12	Kappler, Mick	DEU	Mick Kappler	DEU	NKA 1179708 NKA 1179708	SODI / Rotax / Vega	5	8	8:14,220 0:07,728	0:00,050	0:59,977	2	79,3 km/h 81,6 km/h
12	E17	Eichenberger, Tara	DEU	Tara Eichenberger	DEU	IKC 1166976 IKC 1166976	SODI / Rotax / Vega	4	8	8:15,073 0:08,581	0:00,853	0:59,482	3	79,1 km/h 82,4 km/h
13	E27	Bienert, Tizian	DEU	Tizian Bienert	DEU	NKA 1183581 NKA 1183581	SODI / Rotax / Vega	3	8	8:17,415 0:10,923	0:02,342	0:59,139	4	78,7 km/h 82,8 km/h
14	E7	Wassertheurer, Leon	DEU	Leon Wassertheurer	DEU	NKA 1188634 NKA 1188634	SODI / Rotax / Vega	2	8	8:18,940 0:12,448	0:01,525	1:00,118	5	78,5 km/h 81,4 km/h
15	E98	Kragenings, Christoph	DEU	Christoph Kragenings	DEU	IC 1135951 IC 1135952	SODI / Rotax / Vega	*	8	8:20,392 0:13,900	0:01,452	1:00,672	4	78,3 km/h 80,7 km/h
16	E99	Müller, Richy	DEU	Richy Müller	DEU	IKC 1161518 36053	SODI / Rotax / Vega	*	8	8:31,202 0:24,710	0:10,810	1:01,103	5	76,6 km/h 80,1 km/h
17	E88	Albig, Finn	DEU	RS-Competition	DNK	IKC 1161518 36053	SODI / Rotax / Vega	1	2	3:21,973 6 R	6 R	1:04,672	1	48,5 km/h 75,7 km/h
18	E33	Arndt, Felix	DEU	RS-Motorsport	DEU	IKC 1176050 KBF 1104126	SODI / Rotax / Vega	0	1	1:12,325 7 R	1 R	1:06,041	1	67,7 km/h 74,1 km/h
the following drivers did not start.														
E16		Leidinger, Louis	DEU											

StNr. E27 5 sec penalty Frontfairing

StNr. E17 5 sec penalty

Rennleitung: Rüdiger Luth Racedirektor: Thomas Lainer

Sportkommissare: Thomas Ferrero / Ulrich Bell / Hans Willi Baumgarten / Philippe Lackman

Techn. Kommissare: H.-J. Dangers / A.Sengpiel / M. Grasshoff / C. Schmidt / D.Pietzko / J.Lawinger / N. Jasper / K.-L. Ruszczynski

Zeitnahme: KART-DATA timing service Franz Schieszler / Martin Summerer

Zeitnahme / timekeeping

Control *Schieszler*  
Franz Schieszler

Aushangzeit : 18:53:26



## R 15 DEKM (E-Kart) Race 3

Strecke / track: 1360

Fahrername Driver	Britz Philipp Rn. 5 82,8 km/h	Eichenberger Tara Rn. 3 82,3 km/h	Siemens Dennis Rn. 6 83,3 km/h	Wiömer Luka Rn. 3 82,0 km/h	Horstmann Lukas Rn. 5 82,7 km/h	Walsdorf Philipp Rn. 4 82,0 km/h	Bergmeier Tamino Rn. 6 82,7 km/h	Siegers Alexander Rn. 4 82,4 km/h	Fach Alexander Rn. 4 82,4 km/h	Wiskirchen Moritz Rn. 4 82,4 km/h	Lauren- Alexander Rn. 5 82,5 km/h	Kappler Mick Rn. 2 81,6 km/h
schnellste Runde in Runde	0:59,110	0:59,482	0:58,800	0:59,743	0:59,212	0:59,716	0:59,226	0:59,442	0:59,398	0:59,439	0:59,364	0:59,977
Speed	82,8 km/h	82,3 km/h	83,3 km/h	82,0 km/h	82,7 km/h	82,0 km/h	82,7 km/h	82,4 km/h	82,4 km/h	82,4 km/h	82,5 km/h	81,6 km/h
Lap 1	1:04,811	2:05,583	1:04,702	1:04,133	1:04,374	1:04,557	1:05,413	1:04,131	1:01,087	1:05,550	1:06,277	1:05,618
Lap 2	1:00,098	0:59,647	1:01,034	1:00,884	1:00,566	1:01,089	1:01,281	1:00,894	1:00,702	0:59,763	1:01,973	0:59,977
Lap 3	0:59,735	0:59,482	0:59,996	0:59,743	1:01,208	0:59,843	0:59,707	1:00,815	0:59,622	1:00,133	0:59,811	1:01,101
Lap 4	0:59,221	0:59,687	0:59,510	1:58,677	0:59,721	0:59,716	0:59,869	0:59,442	0:59,398	0:59,439	0:59,984	1:00,588
Lap 5	0:59,110	0:59,654	1:00,116	0:59,999	0:59,212	1:00,333	0:59,486	0:59,624	0:59,519	0:59,506	0:59,364	1:00,160
Lap 6	0:59,145	1:00,860	0:58,800	1:00,820	1:00,296	1:00,871	0:59,226	1:01,094	1:00,300	1:00,954	0:59,667	1:00,528
Lap 7	0:59,432	1:00,764	1:00,466	1:01,225	0:59,951	1:00,595	1:00,686	1:01,077	1:00,260	1:01,585	1:00,269	0:59,980
Lap 8	1:00,469		1:01,230		0:59,637	1:00,537	0:59,854	1:00,324		0:59,994	1:00,808	1:00,635

**R 15 DEKM (E-Kart) Race 3**

Strecke / track: 1360

Fahrername Driver	Bienert Tizian	Wassertheurer Leon	Kragenings Christoph	Müller Richy	Albig Finn	Arndt Felix
schnellste Runde in Runde	0:59,139 Rn. 4	1:00,118 Rn. 5	1:00,672 Rn. 4	1:01,103 Rn. 5	1:04,672 Rn. 1	1:06,041 Rn. 1
Speed	82,8 km/h	81,4 km/h	80,7 km/h	80,1 km/h	75,7 km/h	74,1 km/h
Lap 1	1:04,977	1:06,473	1:06,402	1:07,407	1:04,672	1:06,041
Lap 2	1:00,646	1:02,214	1:02,050	1:03,221	2:10,035	
Lap 3	1:00,438	1:01,029	1:01,412	1:01,773		
Lap 4	<u>0:59,139</u>	1:00,770	<u>1:00,672</u>	1:01,684		
Lap 5	0:59,959	1:00,118	1:01,105	1:01,103		
Lap 6	1:01,338	1:00,183	1:00,689	1:01,326		
Lap 7	1:00,125	1:00,769	1:00,947	1:01,917		
Lap 8	1:00,528	1:00,768	1:00,723	1:05,630		

## R 15 DKM (E-Kart) Race 3

Ziel		Sektion 1		Sektion 2		Sektion 3	
Fahrername	Zeit	Fahrername	Zeit	Fahrername	Zeit	Fahrername	Zeit
1 E30 Siemens,Dennis	0:58,800	E4 Britz,Philipp	0:23,468	E30 Siemens,Dennis	0:17,389	E9 Fach,Alexander	0:17,308
2 E4 Britz,Philipp	0:59,110	E8 Wiskirchen,Moritz	0:23,514	E4 Britz,Philipp	0:17,548	E14 Wiömer,Luka	0:17,796
3 E27 Bienert,Tizian	0:59,139	E30 Siemens,Dennis	0:23,519	E11 Bergmeier,Tamino	0:17,556	E27 Bienert,Tizian	0:17,804
4 E2 Horstmann,Lukas	0:59,212	E10 Clevert,Lauren-Alexande	0:23,524	E14 Wiömer,Luka	0:17,579	E2 Horstmann,Lukas	0:17,817
5 E11 Bergmeier,Tamino	0:59,226	E2 Horstmann,Lukas	0:23,528	E9 Fach,Alexander	0:17,590	E8 Wiskirchen,Moritz	0:17,843
6 E10 Clevert,Lauren-Alexande	0:59,364	E27 Bienert,Tizian	0:23,545	E10 Clevert,Lauren-Alexande	0:17,623	E30 Siemens,Dennis	0:17,846
7 E9 Fach,Alexander	0:59,398	E9 Fach,Alexander	0:23,576	E17 Eichenberger,Tara	0:17,695	E3 Siegers,Alexander	0:17,870
8 E8 Wiskirchen,Moritz	0:59,439	E17 Eichenberger,Tara	0:23,606	E27 Bienert,Tizian	0:17,695	E11 Bergmeier,Tamino	0:17,881
9 E3 Siegers,Alexander	0:59,442	E11 Bergmeier,Tamino	0:23,625	E6 Walsdorf,Philipp	0:17,765	E17 Eichenberger,Tara	0:17,960
10 E17 Eichenberger,Tara	0:59,482	E3 Siegers,Alexander	0:23,644	E8 Wiskirchen,Moritz	0:17,792	E4 Britz,Philipp	0:17,966
11 E6 Walsdorf,Philipp	0:59,716	E12 Kappler,Mick	0:23,644	E3 Siegers,Alexander	0:17,796	E6 Walsdorf,Philipp	0:18,000
12 E14 Wiömer,Luka	0:59,743	E6 Walsdorf,Philipp	0:23,659	E12 Kappler,Mick	0:17,830	E12 Kappler,Mick	0:18,002
13 E12 Kappler,Mick	0:59,977	E14 Wiömer,Luka	0:23,861	E2 Horstmann,Lukas	0:17,846	E10 Clevert,Lauren-Alexande	0:18,007
14 E7 Wassertheurer,Leon	1:00,118	E98 Kragenings,Christoph	0:24,054	E7 Wassertheurer,Leon	0:17,895	E7 Wassertheurer,Leon	0:18,054
15 E98 Kragenings,Christoph	1:00,672	E7 Wassertheurer,Leon	0:24,092	E98 Kragenings,Christoph	0:18,062	E98 Kragenings,Christoph	0:18,233
16 E99 Müller,Richy	1:01,103	E99 Müller,Richy	0:24,209	E99 Müller,Richy	0:18,234	E99 Müller,Richy	0:18,529
17 E88 Albig,Finn	1:04,672	E88 Albig,Finn	0:24,935	E88 Albig,Finn	0:18,329	E33 Arndt,Felix	0:18,873
18 E33 Arndt,Felix	1:06,041	E33 Arndt,Felix	0:28,443	E33 Arndt,Felix	0:18,725	E88 Albig,Finn	0:19,078



**R 15 DEKM (E-Kart) Race 3**

Die schnellsten Zeiten

Ort	Nr. Fahrername	Zeit	Streckenl.	ø Speed
Ziel	E30 Siemens,Dennis	0:58,800	1360 m	83,3 km/h
Sektion 1	E4 Britz,Philipp	0:23,468	548 m	84,1 km/h
Sektion 2	E30 Siemens,Dennis	0:17,389	366 m	75,8 km/h
Sektion 3	E9 Foch,Alexander	0:17,308	446 m	92,8 km/h

	Smr.E4 Britz,Philipp DEU Philipp Britz		Smr.E17 Eichenberger,Tara DEU Tara Eichenberger		Smr.E30 Siemens,Dennis DEU Team VtR WurzRacing		Smr.E14 Wämer,Luka DEU Luka Wämer		Smr.E2 Horstmann,Lukas DEU Valier Motorsport							
	theoretisch mögliche Bestzeit	Ziel	theoretisch mögliche Bestzeit	Ziel	theoretisch mögliche Bestzeit	Ziel	theoretisch mögliche Bestzeit	Ziel	theoretisch mögliche Bestzeit	Ziel						
best	0:59,110	0:23,468	0:17,548	0:17,966	0:59,482	0:23,606	0:17,695	0:17,960	0:59,482	0:23,519	0:17,389	0:17,846	0:59,212	0:23,528	0:17,846	0:17,817
Runde 1	1:04,811	0:28,078	0:18,314	0:18,419	2:05,583	1:28,964	0:18,287	0:18,332	1:04,133	0:27,420	0:18,576	0:18,137	1:04,374	0:27,455	0:18,574	0:18,345
Runde 2	1:00,098	0:24,139	0:17,952	0:18,007	0:59,647				1:00,884	0:24,501	0:18,075	0:18,308	1:00,566	0:24,244	0:18,175	0:18,147
Runde 3	0:59,735	0:23,755	0:17,832	0:18,148	0:59,482	0:23,757	0:17,765	0:17,960	0:59,743	0:23,861	0:17,963	0:17,919	1:01,208	0:24,455	0:18,135	0:18,618
Runde 4	0:59,221	0:23,562	0:17,611	0:18,048	0:59,687	0:23,606	0:17,759	0:18,322	1:58,677	1:23,302	0:17,579	0:17,796	0:59,721	0:23,928	0:17,976	0:17,817
Runde 5	0:59,110	0:23,596	0:17,548	0:17,966	0:59,654	0:23,842	0:17,713	0:18,099	0:59,999				0:59,212	0:23,528	0:17,846	0:17,838
Runde 6	0:59,145	0:23,468	0:17,626	0:18,051	1:00,860	0:23,860	0:17,695	0:19,305	1:00,820	0:24,101	0:17,739	0:18,980	1:00,296	0:23,574	0:18,148	0:18,574
Runde 7	0:59,432	0:23,658	0:17,734	0:18,040	1:00,764	0:24,236	0:18,165	0:18,363	1:01,225	0:24,113	0:18,129	0:18,983	0:59,951	0:23,553	0:18,005	0:18,393
Runde 8	1:00,469	0:23,841	0:17,967	0:18,661	0:24,079	0:18,127			0:24,207	0:18,094			0:59,637	0:23,609	0:17,851	0:18,177

## R 15 DEKM (E-Kart) Race 3

### Die schnellsten Zeiten

Ort	Nr. Fahrername	Zeit	Streckenl.	Ø Speed
Ziel	E30 Siemens,Dennis	0:58,800	1360 m	83,3 km/h
Sektion 1	E4 Britz,Philipp	0:23,468	548 m	84,1 km/h
Sektion 2	E30 Siemens,Dennis	0:17,389	366 m	75,8 km/h
Sektion 3	E9 Fach,Alexander	0:17,308	446 m	92,8 km/h

	Smr.E6 Walsdorf,Philipp DEU		Smr.E11 Bergmeier,Tamino DEU		Smr.E3 Siegers,Alexander DEU		Smr.E9 Fach,Alexander DEU		Smr.E8 Wiskirchen,Moritz DEU											
	ADAC BERLIN-BRANDENBURG E.V. theoretisch mögliche Bestzeit	theoretisch mögliche Bestzeit	Tamino Bergmeier theoretisch mögliche Bestzeit	theoretisch mögliche Bestzeit	RTG Kartsport theoretisch mögliche Bestzeit	theoretisch mögliche Bestzeit	Kartclub Oerlikon theoretisch mögliche Bestzeit	theoretisch mögliche Bestzeit	RAW motorsport theoretisch mögliche Bestzeit	theoretisch mögliche Bestzeit										
best	0:59,716	0:23,659	0:17,765	0:18,000	0:59,226	0:23,625	0:17,556	0:17,881	0:59,442	0:23,644	0:17,796	0:17,870	0:59,398	0:23,576	0:17,590	0:17,308	0:59,439	0:23,514	0:17,792	0:17,843
Runde 1	1:04,557	0:27,656	0:18,377	0:18,524	1:05,413	0:27,964	0:18,778	0:18,671	1:04,131	0:27,365	0:18,588	0:18,178	1:01,087	25:39,038	0:18,705	24:56,656	1:05,550	0:27,820	0:18,717	0:19,013
Runde 2	1:01,089	0:24,419	0:18,005	0:18,665	1:01,281	0:25,324	0:18,048	0:17,909	1:00,894	0:24,489	0:18,124	0:18,281	1:00,702	0:25,033	0:17,959	0:17,710	0:59,763	0:23,895	0:17,887	0:17,981
Runde 3	0:59,843	0:23,943	0:17,900	0:18,000	0:59,707	0:23,729	0:18,097	0:17,881	1:00,815	0:24,319	0:18,045	0:18,451	0:59,622	0:23,922	0:18,392	0:17,308	1:00,133	0:23,888	0:18,165	0:18,080
Runde 4	0:59,716	0:23,659	0:17,765	0:18,292	0:59,869	0:23,625	0:17,636	0:18,608	0:59,442	0:23,710	0:17,862	0:17,870	0:59,398	0:23,759	0:17,772	0:17,867	0:59,439	0:23,804	0:17,792	0:17,843
Runde 5	1:00,333	0:23,694	0:18,349	0:18,290	0:59,486	0:23,689	0:17,647	0:18,150	0:59,624	0:23,644	0:17,999	0:17,981	0:59,519	0:23,576	0:17,741	0:18,202	0:59,506	0:23,514	0:18,035	0:17,957
Runde 6	1:00,871	0:23,755	0:18,591	0:18,525	0:59,226	0:23,631	0:17,556	0:18,039	1:01,094	0:23,781	0:18,293	0:19,020	1:00,300	0:23,857	0:17,590	0:18,853	1:00,954	0:24,061	0:18,373	0:18,520
Runde 7	1:00,595	0:23,710	0:18,360	0:18,525	1:00,686	0:24,019	0:17,989	0:18,678	1:01,077	0:24,247	0:17,947	0:18,883	1:00,260	0:23,711	0:18,062	0:18,487	1:01,585	0:24,439	0:18,594	0:18,552
Runde 8	1:00,557	0:23,876	0:18,021	0:18,640	0:59,854	0:23,931	0:17,796	0:18,127	1:00,324	0:24,079	0:17,796	0:18,449	0:24,091	0:17,774			0:59,994	0:23,910	0:17,929	0:18,155



**R 15 DEKM (E-Kart) Race 3**

Die schnellsten Zeiten

Ort	Nr. Fahrername	Zeit	Streckentl.	ø Speed
Ziel	E30 Siemens,Dennis	0:58,800	1360 m	83,3 km/h
Sektion 1	E4 Britz,Philipp	0:23,468	548 m	84,1 km/h
Sektion 2	E30 Siemens,Dennis	0:17,389	366 m	75,8 km/h
Sektion 3	E9 Foch,Alexander	0:17,308	446 m	92,8 km/h

	Smr.E10 Clevert,Lauren-Alexander DEU Kartshop Ampfing		Smr.E12 Kappler,Mick DEU Mick Kappler		Smr.E27 Bienert,Tizian DEU Tizian Bienert		Smr.E7 Wassertheurer,Leon DEU Leon Wassertheurer		Smr.E98 Kragenings,Christoph DEU Christoph Kragenings											
	theoretisch mögliche Bestzeit	Ziel	theoretisch mögliche Bestzeit	Ziel	theoretisch mögliche Bestzeit	Ziel	theoretisch mögliche Bestzeit	Ziel	theoretisch mögliche Bestzeit	Ziel										
best	0:59,364	0:23,524	0:17,623	0:18,007	0:59,977	0:23,644	0:17,830	0:18,002	0:59,476	0:18,002	0:59,476	0:18,002	0:59,977	0:23,644	0:17,830	0:18,002	0:59,977	0:23,644	0:17,830	0:18,002
Runde 1	1:06,277	0:28,600	0:18,698	0:18,979	1:05,618	0:28,390	0:18,604	0:18,624	0:59,977	0:23,644	0:17,830	0:18,002	0:59,977	0:23,644	0:17,830	0:18,002	0:59,977	0:23,644	0:17,830	0:18,002
Runde 2	1:01,973	0:25,519	0:18,356	0:18,098	0:59,977	0:24,034	0:17,830	0:18,113	0:59,977	0:23,644	0:17,830	0:18,002	0:59,977	0:23,644	0:17,830	0:18,002	0:59,977	0:23,644	0:17,830	0:18,002
Runde 3	0:59,811	0:23,646	0:18,053	0:18,112	1:01,101	0:24,457	0:18,642	0:18,002	0:59,977	0:23,644	0:17,830	0:18,002	0:59,977	0:23,644	0:17,830	0:18,002	0:59,977	0:23,644	0:17,830	0:18,002
Runde 4	0:59,984	0:24,331	0:17,623	0:18,030	1:00,588	0:23,932	0:18,346	0:18,310	0:59,977	0:23,644	0:17,830	0:18,002	0:59,977	0:23,644	0:17,830	0:18,002	0:59,977	0:23,644	0:17,830	0:18,002
Runde 5	0:59,364	0:23,524	0:17,833	0:18,007	1:00,160	0:23,741	0:17,943	0:18,476	0:59,977	0:23,644	0:17,830	0:18,002	0:59,977	0:23,644	0:17,830	0:18,002	0:59,977	0:23,644	0:17,830	0:18,002
Runde 6	0:59,667	0:23,904	0:17,722	0:18,041	1:00,528	0:24,419	0:17,865	0:18,244	0:59,977	0:23,644	0:17,830	0:18,002	0:59,977	0:23,644	0:17,830	0:18,002	0:59,977	0:23,644	0:17,830	0:18,002
Runde 7	1:00,269	0:23,671	0:17,936	0:18,662	0:59,980	0:23,644	0:17,904	0:18,432	0:59,977	0:23,644	0:17,830	0:18,002	0:59,977	0:23,644	0:17,830	0:18,002	0:59,977	0:23,644	0:17,830	0:18,002
Runde 8	1:00,808	0:24,457	0:18,008	0:18,343	1:00,635	0:24,046	0:17,890	0:18,699	1:00,635	0:24,046	0:17,890	0:18,699	1:00,635	0:24,046	0:17,890	0:18,699	1:00,635	0:24,046	0:17,890	0:18,699

## R 15 DEKM (E-Kart) Race 3

### Die schnellsten Zeiten

Ort	Nr. Fahrername	Zeit	Streckentl.	Ø Speed
Ziel	E30 Siemens, Dennis	0:58,800	1360 m	83,3 km/h
Sektion 1	E4 Britz, Philipp	0:23,468	548 m	84,1 km/h
Sektion 2	E30 Siemens, Dennis	0:17,389	366 m	75,8 km/h
Sektion 3	E9 Foch, Alexander	0:17,308	446 m	92,8 km/h

Smr.E99 Müller, Richy DEU Richy Müller		Smr.E88 Albig, Finn DEU RS-Competition		Smr.E33 Arndt, Felix DEU RS-Motorsport	
theoretisch mögliche Bestzeit	Ziel	theoretisch mögliche Bestzeit	Ziel	theoretisch mögliche Bestzeit	Ziel
1:00,972	Sektion 1 Sektion 2 Sektion 3	1:02,342	Sektion 1 Sektion 2 Sektion 3	1:06,041	Sektion 1 Sektion 2 Sektion 3
1:01,103 0:24,209 0:18,234 0:18,529	0:18,234 0:18,234 0:18,234 0:18,529	1:04,672 0:24,935 0:18,329 0:19,078	1:04,672 0:24,935 0:18,329 0:19,078	1:06,041 0:28,443 0:18,725 0:18,873	1:06,041 0:28,443 0:18,725 0:18,873
Runde 1 1:07,407 0:29,166 0:19,030 0:19,211	0:19,030 0:19,211	Runde 1 1:04,672 25:38,520 24:52,926 0:19,078	0:19,078	Runde 1 1:06,041 0:28,443 0:18,725 0:18,873	0:18,873
Runde 2 1:03,221 0:25,923 0:18,713 0:18,585	0:18,713 0:18,585	Runde 2 2:10,035 0:33,328 0:18,879 1:17,828	1:17,828		
Runde 3 1:01,773 0:24,465 0:18,676 0:18,632	0:18,676 0:18,632				
Runde 4 1:01,684 0:24,644 0:18,451 0:18,589	0:18,451 0:18,589				
Runde 5 1:01,103 0:24,209 0:18,365 0:18,529	0:18,365 0:18,529				
Runde 6 1:01,326 0:24,234 0:18,234 0:18,858	0:18,234 0:18,858				
Runde 7 1:01,917 0:24,732 0:18,335 0:18,850	0:18,335 0:18,850				
Runde 8 1:05,630 0:28,492 0:18,473 0:18,665	0:18,473 0:18,665				

DMSB-Reg.Nr. 230/2018

**R 8 DEKM (E-Kart) Race 2**

Strecke / track: 1360m

fastest Lap Fach, Alexander at: 1:00,808

started: 18 classified: 18 not classified: 0 not started: 1

Doc. 34

Pos	Stf. Nr.	Fahrer Driver	Nation	Bewerber/Sponsor	Nation	Lizenz/B-Lizenz	Chassis/Motor/Reifen	Points	Runden Laps	Gesamtzeit Differenz	Abstand Gap	beste Runde best Lap	in N. in L.	o Geschw. u Speed
1	E17	Eichenberger, Tara	DEU	Tara Eichenberger	DEU	IKC 1166976 IKC 1166976	SODI / Rotax / Vega	25	8	8:30,411		1:01,603	5	76,7 km/h 79,5 km/h
2	E4	Britz, Philipp	DEU	Philipp Britz	DEU	IKC 1156008 IKC 1156008	SODI / Rotax / Vega	20	8	8:30,487 0:00,076	0:00,076	1:01,663	4	76,7 km/h 79,4 km/h
3	E6	Walsdorf, Philipp	DEU	ADAC BERLIN-BRANDENBURG E.V.	DEU	IKC 1163178 BIC 1012474	SODI / Rotax / Vega	16	8	8:30,688 0:00,277	0:00,201	1:01,646	5	76,7 km/h 79,4 km/h
4	E30	Siemens, Dennis	DEU	Team VtR Wurzlacing	AUT	IKC 1168032 BK 004	SODI / Rotax / Vega	13	8	8:30,785 0:00,374	0:00,097	1:01,180	5	76,7 km/h 80 km/h
5	E14	Wlömer, Luka	DEU	Luka Wlömer	DEU	IKC 1153455 IKC 1153459	SODI / Rotax / Vega	11	8	8:31,190 0:00,779	0:00,405	1:01,928	8	76,6 km/h 79,1 km/h
6	E27	Bienert, Tizian	DEU	Tizian Bienert	DEU	NKA 1183581 NKA 1183581	SODI / Rotax / Vega	10	8	8:32,770 0:02,359	0:01,580	1:01,622	4	76,4 km/h 79,5 km/h
7	E12	Kappler, Mick	DEU	Mick Kappler	DEU	NKA 1179708 NKA 1179708	SODI / Rotax / Vega	9	8	8:33,047 0:02,636	0:00,277	1:00,847	7	76,3 km/h 80,5 km/h
8	E3	Siegers, Alexander	DEU	RTG Kartsport	DEU	IKC 1165883 KBF 1166823	SODI / Rotax / Vega	8	8	8:33,292 0:02,981	0:00,345	1:01,232	8	76,3 km/h 80 km/h
9	E10	Clevert, Lauren-Alexander	DEU	Kartshop Ampling	DEU	IKC 1173645 KBF 1108764	SODI / Rotax / Vega	7	8	8:36,040 0:05,629	0:02,648	1:02,234	7	75,9 km/h 78,7 km/h
10	E2	Horstmann, Lukas	DEU	Valier Motorsport	DEU	IKC 1182183 KBF 1063735	SODI / Rotax / Vega	6	8	8:36,344 0:05,933	0:00,304	1:01,591	5	75,9 km/h 79,5 km/h
11	E98	Kragenings, Christoph	DEU	Christoph Kragenings	DEU	IC 1135952 IC 1135952	SODI / Rotax / Vega	*	8	8:36,657 0:06,246	0:00,313	1:02,080	8	75,8 km/h 78,9 km/h
12	E33	Arndt, Felix	DEU	RS-Motorsport	DEU	IKC 1176056 KBF 1104126	SODI / Rotax / Vega	5	8	8:37,302 0:06,891	0:00,645	1:01,999	4	75,7 km/h 79 km/h
13	E8	Wiskirchen, Moritz	DEU	RMW motorsport	DEU	NKA 1173298 KBF 1114737	SODI / Rotax / Vega	4	8	8:37,780 0:07,369	0:00,478	1:01,334	5	75,6 km/h 79,8 km/h
14	E9	Fach, Alexander	DEU	Kartclub Oerlikon	CHE	IKB 1189062 500006	SODI / Rotax / Vega	3	8	8:37,926 0:07,515	0:00,146	1:00,808	7	75,6 km/h 80,5 km/h
15	E99	Müller, Richy	DEU	Richy Müller	DEU		SODI / Rotax / Vega	*	8	8:43,452 0:13,941	0:05,526	1:03,186	2	74,8 km/h 77,5 km/h
16	E88	Albig, Finn	DEU	RS-Competition	DNK	IKC 1161518 36053	SODI / Rotax / Vega	2	8	8:51,396 0:20,985	0:07,944	1:01,171	8	73,7 km/h 80 km/h
17	E7	Wassertheurer, Leon	DEU	Leon Wassertheurer	DEU	NKA 1188634 NKA 1188634	SODI / Rotax / Vega	1	7	7:57,778 1 R	1 R	1:02,196	5	71,7 km/h 78,7 km/h
18	E11	Bergmeier, Tamino	DEU	Tamino Bergmeier	DEU	IKB 1154027 IKC 1154027	SODI / Rotax / Vega	0	3	3:38,282 5 R	4 R	1:01,799	3	67,3 km/h 79,2 km/h
the following drivers did not start.														
E16		Leidinger, Louis	DEU											

StNr. E8,E7,E10,,E9,,E33,E2,E88 5 sec penalty Frontfairing

Rennleitung: Rüdiger Luth Racedirektor: Thomas Lainer

Sportkommissare: Thomas Ferrero / Ulrich Bell / Hans Willi Baumgarten / Philippe Lackman

Techn. Kommissare: H.-J. Dangers / A.Sengpiel / M. Grasshoff / C. Schmidt / D.Pietzko / J.Lawinger / N. Jasper / K.-L. Ruszczynski

Zeinnahme: KART-DATA timing service Franz Schieszler / Martin Summerer

Zeinnahme / timekeeping

control *Schieszler*  
Franz Schieszler

Aushangzeit : 16:19:25



9	E7	Leon Wassertheurer Wassertheurer Leon Startposition 17
8	E99	Richy Müller Müller Richy Startposition 15
7	E8	RMW motorsport Wiskirchen Moritz Startposition 13
6	E98	Christoph Kragenings Kragenings Christoph Startposition 11
5	E10	Kartshop Ampfing Clevert Lauren-Alexander Startposition 9
4	E12	Mick Kappler Kappler Mick Startposition 7
3	E14	Luka Wlömer Wlömer Luka Startposition 5
2	E6	ADAC BERLIN-BRANDENBURG E.V. Walsdorf Philipp Startposition 3
1	E17	Tara Eichenberger Eichenberger Tara Startposition 1

9	E11	Tamino Bergmeier Bergmeier Tamino Startposition 18
8	E88	RS-Competition Albig Finn Startposition 16
7	E9	Kartclub Oerlikon Fach Alexander Startposition 14
6	E33	RS-Motorsport Arndt Felix Startposition 12
5	E2	Valier Motorsport Horstmann Lukas Startposition 10
4	E3	RTG Kartsport Siegens Alexander Startposition 8
3	E27	Tizian Bienert Bienert Tizian Startposition 6
2	E30	Team VrR WurzRacing Siemens Dennis Startposition 4
1	E4	Philipp Britz Britz Philipp Startposition 2



### Starting Grid DEKM (E-Kart) Race 3

#### Rennen 15

**R 8 DEKM (E-Kart) Race 2**

Strecke / track: 1360

Fahrername Driver	Eichenberger Tara	Britz Philipp	Walsdorf Philipp	Siemens Dennis	Wlömer Luka	Bienert Tizian	Kappler Mick	Siegers Alexander	Lauren- Alexander	Horstmann Lukas	Kragenings Christoph	Arndt Felix
schnellste Runde	1:01,603 Rn. 5	1:01,663 Rn. 4	1:01,646 Rn. 5	1:01,180 Rn. 5	1:01,928 Rn. 8	1:01,622 Rn. 4	1:00,847 Rn. 7	1:01,232 Rn. 8	1:02,234 Rn. 7	1:01,591 Rn. 5	1:02,080 Rn. 8	1:01,999 Rn. 4
Speed	79,5 km/h	79,4 km/h	79,4 km/h	80,0 km/h	79,1 km/h	79,5 km/h	80,5 km/h	80,0 km/h	78,7 km/h	79,5 km/h	78,9 km/h	79,0 km/h
Lap 1	1:05,672	1:04,119	1:05,625	1:06,332	1:05,763	1:07,371	1:10,650	1:09,583	1:05,759	1:07,584	1:08,772	1:06,691
Lap 2	2:08,243	1:03,364	1:03,983	1:06,117	1:04,781	1:04,953	1:04,780	1:04,610	1:04,361	1:05,051	1:06,445	1:04,826
Lap 3	1:02,178	1:02,800	1:03,299	1:02,254	1:03,434	1:02,418	1:03,537	1:03,174	1:03,789	1:01,937	1:03,121	1:03,008
Lap 4	1:02,267	1:01,663	1:02,481	1:02,092	1:01,965	1:01,622	1:02,733	1:02,376	1:02,240	1:02,049	1:02,649	1:01,999
Lap 5	1:01,603	1:01,676	1:01,646	1:01,180	1:02,135	1:01,769	1:02,091	1:01,980	1:02,297	1:01,591	1:02,304	1:02,958
Lap 6	1:02,745	1:02,705	1:01,951	1:02,368	1:03,043	1:02,455	1:01,986	1:01,886	1:02,372	1:02,498	1:02,560	1:02,870
Lap 7	1:03,059	1:02,962	1:02,109	1:02,082	1:03,084	1:02,628	1:00,847	1:01,432	1:02,234	1:02,000	1:02,258	1:02,535
Lap 8			1:02,947	1:02,588	1:01,928	1:02,683	1:01,900	1:01,232	1:02,478	1:02,195	1:02,080	1:02,056

## R 8 DEKM (E-Kart) Race 2

Strecke / track: 1360

Fahrername Driver	Wiskirchen Moritz	Fach Alexander	Müller Richy	Albig Finn	Wasserthurer Leon	Bergmeier Tamino
schnellste Runde in Runde	1:01,334 Rn. 5	1:00,808 Rn. 7	1:03,186 Rn. 2	1:01,171 Rn. 8	1:02,196 Rn. 5	1:01,799 Rn. 3
Speed	79,8 km/h	80,5 km/h	77,5 km/h	80,0 km/h	78,7 km/h	79,2 km/h
Lap 1	1:08,287	1:08,605	1:03,499	1:07,128	1:08,412	1:05,665
Lap 2	1:04,726	1:04,825	1:03,186	1:22,480	1:22,429	1:23,887
Lap 3	1:02,289	1:03,474	1:03,358	1:02,531	1:04,303	1:01,799
Lap 4	1:02,746	1:02,867	1:03,299	1:02,059	1:02,877	
Lap 5	1:01,334	1:02,066	1:04,678	1:02,349	1:02,196	
Lap 6	1:02,831	1:01,577	1:03,213	1:01,257	1:02,386	
Lap 7	1:03,056	1:00,808	1:03,394	1:01,364	1:02,997	
Lap 8	1:02,466	1:02,056		1:01,171		



## R 8 DEKM (E-Kart) Race 2

Ziel		Sektion 1		Sektion 2		Sektion 3	
Fahrername	Zeit	Fahrername	Zeit	Fahrername	Zeit	Fahrername	Zeit
1 E9 Fach,Alexander	1:00,808	E2 Horstmann,Lukas	0:24,238	E4 Britz,Philipp	0:17,979	E4 Britz,Philipp	0:17,585
2 E12 Kappler,Mick	1:00,847	E9 Fach,Alexander	0:24,242	E12 Kappler,Mick	0:18,049	E99 Müller,Richy	0:17,783
3 E88 Albig,Finn	1:01,171	E88 Albig,Finn	0:24,248	E2 Horstmann,Lukas	0:18,062	E8 Wiskirchen,Moritz	0:18,453
4 E30 Siemens,Dennis	1:01,180	E10 Clevert,Lauren-Alexande	0:24,264	E14 Wiömer,Luka	0:18,066	E6 Walsdorf,Philipp	0:18,484
5 E3 Siegers,Alexander	1:01,232	E12 Kappler,Mick	0:24,284	E9 Fach,Alexander	0:18,078	E30 Siemens,Dennis	0:18,487
6 E8 Wiskirchen,Moritz	1:01,334	E27 Bienert,Tizian	0:24,285	E3 Siegers,Alexander	0:18,118	E9 Fach,Alexander	0:18,488
7 E2 Horstmann,Lukas	1:01,591	E30 Siemens,Dennis	0:24,289	E8 Wiskirchen,Moritz	0:18,143	E12 Kappler,Mick	0:18,502
8 E17 Eichenberger,Tara	1:01,603	E3 Siegers,Alexander	0:24,339	E27 Bienert,Tizian	0:18,185	E2 Horstmann,Lukas	0:18,544
9 E27 Bienert,Tizian	1:01,622	E14 Wiömer,Luka	0:24,352	E88 Albig,Finn	0:18,196	E11 Bergmeier,Tamino	0:18,548
10 E6 Walsdorf,Philipp	1:01,646	E6 Walsdorf,Philipp	0:24,424	E6 Walsdorf,Philipp	0:18,198	E88 Albig,Finn	0:18,578
11 E4 Britz,Philipp	1:01,663	E33 Arndt,Felix	0:24,436	E30 Siemens,Dennis	0:18,201	E3 Siegers,Alexander	0:18,584
12 E11 Bergmeier,Tamino	1:01,799	E4 Britz,Philipp	0:24,437	E10 Clevert,Lauren-Alexande	0:18,261	E10 Clevert,Lauren-Alexande	0:18,600
13 E14 Wiömer,Luka	1:01,928	E17 Eichenberger,Tara	0:24,476	E33 Arndt,Felix	0:18,282	E27 Bienert,Tizian	0:18,606
14 E33 Arndt,Felix	1:01,999	E11 Bergmeier,Tamino	0:24,516	E17 Eichenberger,Tara	0:18,290	E33 Arndt,Felix	0:18,610
15 E98 Kragenings,Christoph	1:02,080	E8 Wiskirchen,Moritz	0:24,575	E7 Wassertheurer,Leon	0:18,366	E14 Wiömer,Luka	0:18,639
16 E7 Wassertheurer,Leon	1:02,196	E7 Wassertheurer,Leon	0:24,713	E98 Kragenings,Christoph	0:18,434	E17 Eichenberger,Tara	0:18,713
17 E10 Clevert,Lauren-Alexande	1:02,234	E98 Kragenings,Christoph	0:24,733	E11 Bergmeier,Tamino	0:18,440	E7 Wassertheurer,Leon	0:18,751
18 E99 Müller,Richy	1:03,186	E99 Müller,Richy	0:24,763	E99 Müller,Richy	0:18,729	E98 Kragenings,Christoph	0:18,789



**R 8 DEKM (E-Kart) Race 2**

Die schnellsten Zeiten

Ort	Nr. Fahrername	Zeit	Streckenl.	ø Speed
Ziel	E9 Foch,Alexander	1:00,808	1360 m	80,5 km/h
Sektion 1	E2 Horstmann,Lukas	0:24,238	548 m	81,4 km/h
Sektion 2	E4 Britz,Philipp	0:17,979	366 m	73,3 km/h
Sektion 3	E4 Britz,Philipp	0:17,585	446 m	91,3 km/h

	Smr.E17 Eichenberger,Tara DEU		Smr.E4 Britz,Philipp DEU		Smr.E6 Walsdorf,Philipp DEU		Smr.E30 Siemens,Dennis DEU		Smr.E14 Wiömer,Luka DEU											
	theoretisch mögliche Bestzeit	Ziel	theoretisch mögliche Bestzeit	Ziel	theoretisch mögliche Bestzeit	Ziel	theoretisch mögliche Bestzeit	Ziel	theoretisch mögliche Bestzeit	Ziel										
best	1:01,603	0:24,476	0:18,290	0:18,713	1:01,663	0:24,437	0:17,979	0:17,585	1:01,663	0:24,424	0:18,198	0:18,484	1:01,180	0:24,289	0:18,201	0:18,487	1:01,928	0:24,352	0:18,066	0:18,639
Runde 1	1:05,672	0:27,542	0:18,926	0:19,204	1:04,119	0:24,437	0:17,979	0:17,585	1:05,625	0:27,138	0:19,361	0:19,126	1:06,332	0:27,590	0:19,589	0:19,153	1:05,763	0:27,480	0:19,142	0:19,141
Runde 2	2:08,243	1:29,883	0:19,036	0:19,324	1:03,364	0:25,003	0:19,313	0:19,048	1:03,983	0:25,225	0:19,156	0:19,602	1:06,117	0:25,121	0:19,368	0:21,628	1:04,781	0:24,998	0:19,713	0:20,070
Runde 3	1:02,178	0:24,178	0:18,827	0:18,871	1:02,800	0:25,102	0:18,827	0:18,871	1:03,299	0:24,840	0:18,744	0:19,715	1:02,254	0:25,014	0:18,592	0:18,648	1:03,434	0:25,312	0:18,812	0:19,310
Runde 4	1:02,267	0:24,868	0:18,467	0:18,932	1:01,663	0:25,637	0:18,441	0:17,585	1:02,481	0:25,448	0:18,549	0:18,484	1:02,092	0:24,870	0:18,735	0:18,487	1:01,965	0:24,815	0:18,511	0:18,639
Runde 5	1:01,603	0:24,600	0:18,290	0:18,713	1:01,676	0:24,437	0:17,979	0:19,260	1:01,646	0:24,595	0:18,198	0:18,853	1:01,180	0:24,289	0:18,201	0:18,690	1:02,135	0:24,557	0:18,224	0:19,354
Runde 6	1:02,745	0:24,476	0:18,455	0:19,814	1:02,705	0:24,627	0:18,548	0:19,530	1:01,951	0:24,552	0:18,455	0:18,944	1:02,368	0:24,684	0:18,338	0:19,346	1:03,043	0:24,602	0:19,114	0:19,327
Runde 7	1:03,059	0:24,642	0:19,234	0:19,183	1:02,962	0:24,527	0:19,337	0:19,098	1:02,109	0:24,424	0:18,684	0:19,001	1:02,082	0:25,146	0:18,263	0:18,673	1:03,084	0:25,581	0:18,391	0:19,112
Runde 8		0:24,604				0:24,513	0:18,650		1:02,947	0:24,577	0:18,418	0:19,952	1:02,588	0:24,309	0:18,507	0:19,772	1:01,928	0:24,352	0:18,066	0:19,510



**R 8 DEKM (E-Kart) Race 2**

Die schnellsten Zeiten

Ort	Nr. Fahrername	Zeit	Streckentl.	Ø Speed
Ziel	E9 Foch,Alexander	1:00,808	1360 m	80,5 km/h
Sektion 1	E2 Horstmann,Lukas	0:24,238	548 m	81,4 km/h
Sektion 2	E4 Britz,Philipp	0:17,979	366 m	73,3 km/h
Sektion 3	E4 Britz,Philipp	0:17,585	446 m	91,3 km/h

	Smr.E27 Bienert,Tizian DEU Tizian Bienert		Smr.E12 Kappler,Mick DEU Mick Kappler		Smr.E3 Siegers,Alexander DEU RTG Kartsport		Smr.E10 Clevert,Lauren-Alexander DEU Kartshop Amping		Smr.E2 Horstmann,Lukas DEU Valier Motorsport			
	theoretisch mögliche Bestzeit	Ziel	theoretisch mögliche Bestzeit	Ziel	theoretisch mögliche Bestzeit	Ziel	theoretisch mögliche Bestzeit	Ziel	theoretisch mögliche Bestzeit	Ziel		
best	1:01,622	0:24,285	0:18,185	0:18,606	1:00,847	0:24,284	0:18,049	0:18,502	1:01,591	0:24,238	0:18,062	0:18,544
Runde 1	1:07,371	0:28,213	0:19,513	0:19,645	1:10,650	0:27,900	1:09,583	0:27,505	1:07,584	0:27,078	0:20,767	0:19,739
Runde 2	1:04,953	0:24,285	0:18,662	0:22,006	1:04,780	0:25,577	1:04,610	0:25,140	1:05,051	0:24,331	0:18,495	0:22,225
Runde 3	1:02,418	0:24,996	0:18,549	0:18,873	1:03,537	0:25,113	1:03,174	0:25,252	1:03,789	0:24,990	0:18,403	0:18,544
Runde 4	1:01,622	0:24,452	0:18,564	0:18,606	1:02,733	0:25,164	1:02,376	0:25,120	1:02,240	0:24,900	0:18,848	0:18,746
Runde 5	1:01,769	0:24,918	0:18,245	0:18,606	1:02,091	0:24,565	1:01,980	0:24,671	1:02,297	0:24,611	0:18,173	0:18,583
Runde 6	1:02,455	0:24,878	0:18,185	0:19,392	1:01,986	0:25,090	1:01,886	0:24,744	1:02,372	0:24,735	0:18,062	0:19,917
Runde 7	1:02,628	0:25,314	0:18,614	0:18,700	1:00,847	0:24,296	1:01,432	0:24,379	1:02,234	0:25,276	0:18,219	0:18,770
Runde 8	1:02,683	0:24,594	0:18,870	0:19,219	1:01,900	0:24,284	1:01,232	0:24,339	1:02,478	0:24,264	0:18,161	0:19,796

## R 8 DEKM (E-Kart) Race 2

### Die schnellsten Zeiten

Ort	Nr. Fahrername	Zeit	Streckentl.	Ø Speed
Ziel	E9 Fach,Alexander	1:00,808	1360 m	80,5 km/h
Sektion 1	E2 Horstmann,Lukas	0:24,238	548 m	81,4 km/h
Sektion 2	E4 Britz,Philipp	0:17,979	366 m	73,3 km/h
Sektion 3	E4 Britz,Philipp	0:17,585	446 m	91,3 km/h

	Smr.E98 Kragening,Christoph DEU			Smr.E33 Arndt,Felix DEU			Smr.E8 Wiskirchen,Moritz DEU			Smr.E9 Fach,Alexander DEU			Smr.E99 Müller,Richy DEU							
	theoretisch mögliche Bestzeit	Sektion 1	Sektion 2	Sektion 3	theoretisch mögliche Bestzeit	Sektion 1	Sektion 2	Sektion 3	theoretisch mögliche Bestzeit	Sektion 1	Sektion 2	Sektion 3	theoretisch mögliche Bestzeit	Sektion 1	Sektion 2	Sektion 3				
best	1:02,080	0:24,733	0:18,434	0:18,789	1:01,999	0:24,436	0:18,282	0:18,610	1:01,334	0:24,575	0:18,143	0:18,453	1:00,808	0:24,242	0:18,078	0:18,488	1:03,186	0:24,763	0:18,729	0:17,783
Runde 1	1:08,772	0:29,259	0:19,478	0:20,035	1:06,691			0:19,209	1:08,287	0:28,099	0:20,890	0:19,298	1:08,605	0:29,338	0:19,331	0:19,936	1:03,499	54:51,758	0:19,797	54:08,056
Runde 2	1:06,445	0:26,138	0:19,911	0:20,396	1:04,826	0:24,751	0:19,773	0:20,302	1:04,726	0:24,749	0:20,056	0:19,921	1:04,825	0:25,976	0:19,299	0:19,550	1:03,186	0:25,120	0:18,986	0:19,080
Runde 3	1:03,121	0:25,211	0:18,811	0:19,099	1:03,008	0:25,138	0:18,743	0:19,127	1:02,289	0:24,688	0:18,621	0:18,980	1:03,474	0:25,093	0:19,101	0:19,280	1:03,358	0:24,763	0:19,124	0:19,471
Runde 4	1:02,649	0:25,136	0:18,724	0:18,789	1:01,999	0:24,675	0:18,714	0:18,610	1:02,746	0:25,239	0:18,900	0:18,607	1:02,867	0:25,583	0:18,559	0:18,725	1:03,299	0:25,479	0:18,850	0:18,970
Runde 5	1:02,304	0:24,798	0:18,605	0:18,901	1:02,958	0:25,393	0:18,282	0:19,283	1:01,334	0:24,635	0:18,143	0:18,556	1:02,066	0:24,679	0:18,344	0:19,043	1:04,678	0:25,187	0:18,862	0:20,629
Runde 6	1:02,560	0:24,902	0:18,489	0:19,169	1:02,870	0:24,731	0:18,390	0:19,749	1:02,831	0:24,977	0:18,322	0:19,532	1:01,577	0:24,680	0:18,165	0:18,732	1:03,213	0:25,909	0:19,521	0:17,783
Runde 7	1:02,258	0:24,819	0:18,587	0:18,852	1:02,535	0:25,367	0:18,476	0:18,692	1:03,056	0:25,602	0:19,001	0:18,453	1:00,808	0:24,242	0:18,078	0:18,488	1:03,394	0:25,152	0:18,729	0:19,513
Runde 8	1:02,080	0:24,733	0:18,434	0:18,913	1:02,056	0:24,436	0:18,594	0:19,026	1:02,466	0:24,575	0:18,475	0:19,416	1:02,056	0:24,368	0:18,542	0:19,146		0:25,285	0:18,944	

DMSB-Reglfr. 230/2018

**R 8 DEKM (E-Kart) Race 2**

Die schnellsten Zeiten

Ort	Nr. Fahrername	Zeit	Streckenl.	ø Speed
Ziel	E9 Foch,Alexander	1:00,808	1360 m	80,5 km/h
Sektion 1	E2 Horstmann,Lukas	0:24,238	548 m	81,4 km/h
Sektion 2	E4 Britz,Philipp	0:17,979	366 m	73,3 km/h
Sektion 3	E4 Britz,Philipp	0:17,585	446 m	91,3 km/h

	Smr.E88 Albig,Finn DEU	Smr.E7 Wassertheurer,Leon DEU	Smr.E11 Bergmeier,Tamino DEU	
	<b>RS-Competition</b>	<b>Leon Wassertheurer</b>	<b>Tamino Bergmeier</b>	
	theoretisch mögliche Bestzeit 1:01,022	theoretisch mögliche Bestzeit 1:01,830	theoretisch mögliche Bestzeit 1:01,504	
best	Ziel Sektion 1 Sektion 2 Sektion 3	Ziel Sektion 1 Sektion 2 Sektion 3	Ziel Sektion 1 Sektion 2 Sektion 3	Ziel Sektion 1 Sektion 2 Sektion 3
	1:01,171 0:24,248 0:18,196 0:18,578	1:02,196 0:24,713 0:18,366 0:18,751	1:01,799 0:24,516 0:18,440 0:18,548	
Runde 1	1:07,128 0:28,298 0:19,741 0:19,089	1:08,412 0:28,851 0:19,324 0:20,237	1:05,665 0:27,241 0:19,669 0:18,755	
Runde 2	1:22,480 0:24,644 0:19,149 0:38,687	1:22,429 0:25,549 0:37,629 0:19,251	1:23,887 0:25,067 0:19,057 0:39,763	
Runde 3	1:02,531 0:25,036 0:18,674 0:18,821	1:04,303 0:25,434 0:19,099 0:19,770	1:01,799 0:24,811 0:18,440 0:18,548	
Runde 4	1:02,059 0:24,711 0:18,369 0:18,979	1:02,877 0:25,257 0:18,769 0:18,851	0:24,516 1:20,367	
Runde 5	1:02,349 0:24,523 0:18,696 0:19,130	1:02,196 0:24,713 0:18,732 0:18,751		
Runde 6	1:01,257 0:24,248 0:18,386 0:18,623	1:02,386 0:24,792 0:18,547 0:19,047		
Runde 7	1:01,364 0:24,396 0:18,237 0:18,731	1:02,997 0:25,669 0:18,366 0:18,962		
Runde 8	1:01,171 0:24,397 0:18,196 0:18,578	0:28,129 0:21,277		

DMSB-Reg.Nr. 230/2018

**R 1 DEKM (E-Kart) Race 1**

**NEU - 2 - NEW**

Strecke / track: 1360m

fastest Lap Eichenberger, Tara at: 1:00,545

started: 18 classified: 18 not classified: 0 not started: 1

Doc. 1.2

Pos	Str. Nr.	Fahrer / Driver	Nation	Bewerber/Sponsor	Nation	Lizenz/B-Lizenz	Chassis/Motor/Reifen	Points	Runden Laps	Gesamtzeit Differenz	Abstand Gap	beste Runde best Lap	in N. in L.	o Geschw. n Speed
1	E17	Eichenberger, Tara	DEU	Tara Eichenberger	DEU	IKC 1166976 IKC 1166976	SODI / Rotax / Vega	25	8	8:32,707 8:33,084		1:00,545	5	76,4 km/h 80,9 km/h
2	E12	Kappler, Mick	DEU	Mick Kappler	DEU	NKA 1179708 NKA 1179708	SODI / Rotax / Vega	20	8	0:00,377 0:00,377	0:00,377	1:00,718	3	76,3 km/h 80,6 km/h
3	E8	Wiskirchen, Moritz	DEU	RMW motorsport	DEU	NKA 1173298 KBF 1114737	SODI / Rotax / Vega	16	8	8:34,477 0:01,770	0:01,393	1:00,637	8	76,1 km/h 80,7 km/h
4	E14	Wlömer, Luka	DEU	Luka Wlömer	DEU	IKC 1153455 IKC 1153459	SODI / Rotax / Vega	13	8	8:44,951 0:12,244	0:10,474	1:03,720	8	74,6 km/h 76,9 km/h
5	E10	Clevert, Lauren-Alexander	DEU	Kartshop Ampling	DEU	IKC 1173645 KBF 1108764	SODI / Rotax / Vega	11	8	8:45,632 0:12,925	0:00,681	1:03,821	6	74,5 km/h 76,7 km/h
6	E33	Arndt, Felix	DEU	RS-Motorsport	DEU	IKC 117605C KBF 1104126	SODI / Rotax / Vega	10	8	8:49,591 0:16,884	0:03,959	1:04,059	5	74 km/h 76,4 km/h
7	E4	Britz, Philipp	DEU	Philipp Britz	DEU	IKC 1156008 IKC 1156008	SODI / Rotax / Vega	9	8	8:49,793 0:17,086	0:00,202	1:03,675	4	73,9 km/h 76,9 km/h
8	E30	Siemens, Dennis	DEU	Team VrR Wurzburg	AUT	IKC 1168032 BK 004	SODI / Rotax / Vega	8	8	8:51,217 0:18,610	0:01,524	1:04,423	5	73,7 km/h 76 km/h
9	E88	Albig, Finn	DEU	RS-Competition	DNK	IKC 1161518 36053	SODI / Rotax / Vega	7	8	8:51,487 0:18,780	0:00,170	1:04,480	3	73,7 km/h 75,9 km/h
10	E98	Kraegenings, Christoph	DEU	Christoph Kraegenings	DEU	IC 1135952 IC 1135952	SODI / Rotax / Vega	*	8	8:51,678 0:18,971	0:00,191	1:04,121	7	73,7 km/h 76,4 km/h
11	E2	Horstmann, Lukas	DEU	Valier Motorsport	DEU	IKC 1182183 KBF 1063735	SODI / Rotax / Vega	6	8	8:52,268 0:19,561	0:00,590	1:04,612	5	73,6 km/h 75,8 km/h
12	E99	Müller, Richy	DEU	Richy Müller	DEU		SODI / Rotax / Vega	*	8	8:54,678 0:21,971	0:02,410	1:02,741	7	73,3 km/h 78 km/h
13	E6	Walsdorf, Philipp	DEU	ADAC BERLIN-BRANDENBURG E.V.	DEU	IKC 1163176 BIC 1012474	SODI / Rotax / Vega	5	8	8:55,687 0:22,980	0:01,009	1:04,709	5	73,1 km/h 75,7 km/h
14	E9	Fach, Alexander	DEU	Kartclub Oerlikon	CHE	IKB 1189062 500006	SODI / Rotax / Vega	4	8	8:56,154 0:23,447	0:00,467	1:05,026	8	73,1 km/h 75,3 km/h
15	E11	Bergmeier, Tamino	DEU	Tamino Bergmeier	DEU	IKB 1154027 IKC 1154027	SODI / Rotax / Vega	3	8	8:58,027 0:25,320	0:01,873	1:05,052	5	72,8 km/h 75,3 km/h
16	E27	Bienert, Tizian	DEU	Tizian Bienert	DEU	NKA 1183581 NKA 1183581	SODI / Rotax / Vega	2	8	8:59,496 0:26,789	0:01,469	1:05,748	4	72,6 km/h 74,5 km/h
17	E3	Siegers, Alexander	DEU	RTG Kartsport	DEU	IKC 1165883 KBF 1166823	SODI / Rotax / Vega	1	8	8:59,595 0:26,888	0:00,099	1:04,817	8	72,6 km/h 75,5 km/h
18	E7	Wasserheurer, Leon	DEU	Leon Wasserheurer	DEU	NKA 1188634 NKA 1188634	SODI / Rotax / Vega	0	8	9:14,233 0:41,526	0:14,638	1:05,723	8	70,7 km/h 74,5 km/h
the following drivers did not start.														
E16		Leidinger, Louis	DEU											

StNr. E99,E7,E4 5 sec penalty Frontfairing

Rennleitung: Rüdiger Luth Racedirektor: Thomas Lainer

Sportkommissare: Thomas Ferrero / Ulrich Bell / Hans Willi Baumgarten / Philippe Lackman

Techn. Kommissare: H.-J. Dangers / A.Sengpiel / M. Grasshoff / C. Schmidt / D.Pietzko / J.Lawinger / N. Jasper / K.-L. Ruszczynski

Zeinnahme: KART-DATA timing service Franz Schieszler / Martin Summerer

Zeinnahme / timekeeping

control *Schieszler*  
Franz Schieszler

Aushangzeit : 14:49:42



**NEU - 2 - NEW**

9	E3	RTG Kartsport Siegert Alexander Startposition 17
8	E11	Tamino Bergmeier Bergmeier Tamino Startposition 15
7	E6	ADAC BERLIN-BRANDENBURG E.V. Walsdorf Philipp Startposition 13
6	E2	Valier Motorsport Horstmann Lukas Startposition 11
5	E88	RS-Competition Albig Finn Startposition 9
4	E4	Philipp Britz Britz Philipp Startposition 7
3	E10	Kartshop Ampfing Clevert Lauren-Alexander Startposition 5
2	E8	RMW motorsport Wiskirchen Moritz Startposition 3
1	E17	Tara Eichenberger Eichenberger Tara Startposition 1

9	E7	Leon Wassertheurer Wassertheurer Leon Startposition 18
8	E27	Tizian Bienert Bienert Tizian Startposition 16
7	E9	Kartclub Oerlikon Fach Alexander Startposition 14
6	E99	Richy Müller Müller Richy Startposition 12
5	E98	Christoph Kragenings Kragenings Christoph Startposition 10
4	E30	Team VrR WurzRacing Siemens Dennis Startposition 8
3	E33	RS-Motorsport Arndt Felix Startposition 6
2	E14	Luka Wlömer Wlömer Luka Startposition 4
1	E12	Mick Kappler Kappler Mick Startposition 2



**Starting Grid of DEKM (E-Kart) Race 2**

**Rennen 8**

**R 1 DEKM (E-Kart) Race 1**

Strecke / track: 1360

Fahrername Driver	Eichenberger Tara	Kappler Mick	Wiskirchen Moritz	Wiömer Luka	Lauren- Alexander	Arndt Felix	Britz Philipp	Siemens Dennis	Albig Finn	Horstmann Lukas	Müller Richy	Walsdorf Philipp
schnellste Runde	1:00,545 Rn. 5	1:00,718 Rn. 3	1:00,637 Rn. 8	1:03,720 Rn. 8	1:03,821 Rn. 6	1:04,059 Rn. 5	1:03,675 Rn. 4	1:04,423 Rn. 5	1:04,480 Rn. 3	1:04,612 Rn. 5	1:02,741 Rn. 7	1:04,709 Rn. 5
Speed	80,9 km/h	80,6 km/h	80,7 km/h	76,8 km/h	76,7 km/h	76,4 km/h	76,9 km/h	76,0 km/h	75,9 km/h	75,8 km/h	78,0 km/h	75,7 km/h
Lap 1	1:04,912	1:13,122	1:12,937	1:09,368	1:09,963	1:09,045	1:09,930	1:09,041	1:06,546	1:10,197	1:11,904	1:10,458
Lap 2	1:02,472	4:11,845	1:05,960	1:05,541	2:10,443	1:06,512	1:05,606	1:05,815	1:05,904	1:06,908	1:06,043	1:07,464
Lap 3	1:02,146	1:00,718	1:03,578	1:04,921	1:04,329	1:04,543	1:04,516	1:06,342	1:04,480	1:06,076	1:05,779	1:05,914
Lap 4	1:01,616	1:01,176	1:01,432	1:04,113	1:04,557	1:05,239	1:03,675	1:05,438	1:04,504	1:05,458	1:04,220	1:05,088
Lap 5	1:00,545	1:01,060	1:02,375	1:05,488	1:04,210	1:04,059	1:04,983	1:04,423	1:04,519	1:04,612	1:04,412	1:04,709
Lap 6	1:01,036		1:01,385	1:03,876	1:03,821	1:04,665	1:03,906	1:05,046	1:04,852	1:04,790	1:02,837	1:05,027
Lap 7	1:00,997		1:00,729	1:03,983	1:03,886	1:05,357	1:03,853	1:05,544	1:04,597	1:04,659	1:02,741	1:05,258
Lap 8			1:00,637	1:03,720		1:04,182	1:03,888	1:05,836		1:04,624	1:04,081	1:05,500



## R 1 DEKM (E-Kart) Race 1

Strecke / track: 1360

Fahrername Driver	Fach Alexander	Kragenings Christoph	Bergmeier Tamino	Bienert Tizian	Siegers Alexander	Wasserheurer Leon
schnellste Runde in Runde	1:05,026 Rn. 8	1:04,121 Rn. 7	1:05,052 Rn. 5	1:05,748 Rn. 4	1:04,817 Rn. 8	1:05,723 Rn. 8
Speed	75,3 km/h	76,4 km/h	75,3 km/h	74,5 km/h	75,5 km/h	74,5 km/h
Lap 1	1:10,648	1:12,229	1:11,567	1:10,586	1:10,818	1:12,241
Lap 2	1:07,203	1:06,787	1:07,342	1:06,792	1:09,506	1:14,056
Lap 3	1:06,303	1:04,837	1:05,781	1:06,996	1:06,769	1:06,751
Lap 4	1:05,896	1:05,268	1:05,389	1:05,748	1:05,688	1:06,256
Lap 5	1:05,237	1:04,366	1:05,052	1:06,110	1:05,711	1:06,131
Lap 6	1:05,042	1:04,580	1:05,931	1:06,431	1:05,483	1:05,824
Lap 7	1:05,064	1:04,121	1:05,420	1:05,916	1:05,326	1:05,735
Lap 8	1:05,026	1:19,775	1:05,341	1:06,064	1:04,817	1:05,723

## R 1 DEKM (E-Kart) Race 1

Ziel		Sektion 1		Sektion 2		Sektion 3	
Fahrername	Zeit	Fahrername	Zeit	Fahrername	Zeit	Fahrername	Zeit
1 E17 Eichenberger,Tara	1:00,545	E12 Kappler,Mick	0:23,983	E17 Eichenberger,Tara	0:17,938	E17 Eichenberger,Tara	0:17,077
2 E8 Wiskirchen,Moritz	1:00,637	E17 Eichenberger,Tara	0:24,106	E8 Wiskirchen,Moritz	0:18,019	E12 Kappler,Mick	0:18,167
3 E12 Kappler,Mick	1:00,718	E8 Wiskirchen,Moritz	0:24,107	E99 Müller,Richy	0:18,442	E8 Wiskirchen,Moritz	0:18,373
4 E99 Müller,Richy	1:02,741	E99 Müller,Richy	0:24,468	E12 Kappler,Mick	0:18,482	E88 Albig,Finn	0:18,400
5 E4 Britz,Philipp	1:03,675	E98 Kragenings,Christoph	0:24,584	E98 Kragenings,Christoph	0:18,837	E99 Müller,Richy	0:18,656
6 E14 Wlömer,Luka	1:03,720	E14 Wlömer,Luka	0:25,321	E10 Clevert,Lauren-Alexande	0:18,917	E98 Kragenings,Christoph	0:18,863
7 E10 Clevert,Lauren-Alexande	1:03,821	E4 Britz,Philipp	0:25,370	E4 Britz,Philipp	0:18,966	E10 Clevert,Lauren-Alexande	0:18,993
8 E33 Arndt,Felix	1:04,059	E10 Clevert,Lauren-Alexande	0:25,379	E14 Wlömer,Luka	0:19,017	E4 Britz,Philipp	0:19,339
9 E98 Kragenings,Christoph	1:04,121	E33 Arndt,Felix	0:25,401	E33 Arndt,Felix	0:19,074	E14 Wlömer,Luka	0:19,342
10 E30 Siemens,Dennis	1:04,423	E88 Albig,Finn	0:25,524	E88 Albig,Finn	0:19,122	E30 Siemens,Dennis	0:19,408
11 E88 Albig,Finn	1:04,480	E30 Siemens,Dennis	0:25,669	E2 Horstmann,Lukas	0:19,172	E2 Horstmann,Lukas	0:19,457
12 E2 Horstmann,Lukas	1:04,612	E2 Horstmann,Lukas	0:25,723	E9 Fach,Alexander	0:19,244	E33 Arndt,Felix	0:19,507
13 E6 Walsdorf,Philipp	1:04,709	E9 Fach,Alexander	0:25,749	E6 Walsdorf,Philipp	0:19,293	E11 Bergmeier,Tamino	0:19,544
14 E3 Siegers,Alexander	1:04,817	E6 Walsdorf,Philipp	0:25,757	E3 Siegers,Alexander	0:19,306	E3 Siegers,Alexander	0:19,545
15 E9 Fach,Alexander	1:05,026	E3 Siegers,Alexander	0:25,872	E11 Bergmeier,Tamino	0:19,308	E9 Fach,Alexander	0:19,608
16 E11 Bergmeier,Tamino	1:05,052	E11 Bergmeier,Tamino	0:25,939	E30 Siemens,Dennis	0:19,346	E6 Walsdorf,Philipp	0:19,627
17 E7 Wassertheurer,Leon	1:05,723	E7 Wassertheurer,Leon	0:26,186	E7 Wassertheurer,Leon	0:19,496	E27 Bienert,Tizian	0:19,863
18 E27 Bienert,Tizian	1:05,748	E27 Bienert,Tizian	0:26,219	E27 Bienert,Tizian	0:19,511	E7 Wassertheurer,Leon	0:19,872

## R 1 DEKM (E-Kart) Race 1

### Die schnellsten Zeiten

Ort	Nr. Fahrername	Zeit	Streckenl.	ø Speed
Ziel	E17 Eichenberger, Tara	1:00,545	1360 m	80,9 km/h
Sektion 1	E12 Kappler, Mick	0:23,983	548 m	82,3 km/h
Sektion 2	E17 Eichenberger, Tara	0:17,938	366 m	73,5 km/h
Sektion 3	E17 Eichenberger, Tara	0:17,077	446 m	94,0 km/h

	Smr.E17 Eichenberger, Tara DEU Tara Eichenberger		Smr.E12 Kappler, Mick DEU Mick Kappler		Smr.E8 Wiskirchen, Moritz DEU BMW motorsport		Smr.E4 Britz, Philipp DEU Philipp Britz		Smr.E14 Wiömer, Luka DEU Luka Wiömer											
	theoretisch mögliche Bestzeit	Ziel	theoretisch mögliche Bestzeit	Ziel	theoretisch mögliche Bestzeit	Ziel	theoretisch mögliche Bestzeit	Ziel	theoretisch mögliche Bestzeit	Ziel										
best	1:00,545	0:24,106	0:17,938	0:17,077	1:00,718	0:23,983	0:18,482	0:18,167	1:00,637	0:24,107	0:18,019	0:18,373	1:03,675	0:25,370	0:18,966	0:19,339	1:03,720	0:25,321	0:19,017	0:19,342
Runde 1	1:04,912	16:30,731	0:20,083	15:45,902	1:13,122	0:31,412			1:09,930	0:29,714	0:19,535	0:20,681	1:09,368	0:29,639	0:19,525	0:20,204	1:09,368	0:29,639	0:19,525	0:20,204
Runde 2	1:02,472	0:26,350	0:19,045	0:17,077	4:11,845	3:35,145	0:18,533	0:18,167	1:05,606	0:26,198	0:19,567	0:19,841	1:05,541	0:26,033	0:19,399	0:20,109	1:05,541	0:26,033	0:19,399	0:20,109
Runde 3	1:02,146	0:25,175	0:18,305	0:18,666	1:00,718				1:04,516	0:25,660	0:19,127	0:19,729	1:04,921	0:25,996	0:19,298	0:19,627	1:04,921	0:25,996	0:19,298	0:19,627
Runde 4	1:01,616	0:24,771	0:18,573	0:18,272	1:01,176				1:03,675	0:25,370	0:18,966	0:19,339	1:04,113	0:25,606	0:19,165	0:19,342	1:04,113	0:25,606	0:19,165	0:19,342
Runde 5	1:00,545	0:24,766	0:18,309	0:17,470	1:01,060				1:04,983	0:25,821	0:19,775	0:19,387	1:05,488	0:25,418	0:20,641	0:19,429	1:05,488	0:25,418	0:20,641	0:19,429
Runde 6	1:01,036	0:24,218	0:17,938	0:18,880					1:03,906	0:25,389	0:19,079	0:19,438	1:03,876	0:25,355	0:19,087	0:19,434	1:03,876	0:25,355	0:19,087	0:19,434
Runde 7	1:00,997	0:24,155	0:18,331	0:18,511	0:24,091	0:18,482			1:03,853	0:25,432	0:19,000	0:19,421	1:03,983	0:25,593	0:19,017	0:19,373	1:03,983	0:25,593	0:19,017	0:19,373
Runde 8		0:24,106	0:18,268		0:23,983	0:18,603			1:03,888	0:25,434	0:19,032	0:19,422	1:03,720	0:25,321	0:19,031	0:19,368	1:03,720	0:25,321	0:19,031	0:19,368



**R 1 DEKM (E-Kart) Race 1**

Die schnellsten Zeiten

Ort	Nr. Fahrername	Zeit	Streckentl.	Ø Speed
Ziel	E17 Eichenberger, Tara	1:00,545	1360 m	80,9 km/h
Sektion 1	E12 Kappler, Mick	0:23,983	548 m	82,3 km/h
Sektion 2	E17 Eichenberger, Tara	0:17,938	366 m	73,5 km/h
Sektion 3	E17 Eichenberger, Tara	0:17,077	446 m	94,0 km/h

	Smr.E10 Clevert,Lauren-Alexander DEU Kartshop Ampfing	Smr.E33 Arndt,Felix DEU RS-Motorsport	Smr.E99 Müller,Richy DEU Richy Müller	Smr.E30 Siemens,Dennis DEU Team VnR WurzRacing	Smr.E88 Albig,Finn DEU RS-Competition
	theoretisch mögliche Bestzeit 1:03,289	theoretisch mögliche Bestzeit 1:03,982	theoretisch mögliche Bestzeit 1:01,566	theoretisch mögliche Bestzeit 1:04,423	theoretisch mögliche Bestzeit 1:03,046
best	Ziel Sektion 1 Sektion 2 Sektion 3 1:03,821 0:25,379 0:18,917 0:18,993	Ziel Sektion 1 Sektion 2 Sektion 3 1:04,059 0:25,401 0:19,074 0:19,507	Ziel Sektion 1 Sektion 2 Sektion 3 1:02,741 0:24,468 0:18,442 0:18,656	Ziel Sektion 1 Sektion 2 Sektion 3 1:04,423 0:25,669 0:19,346 0:19,408	Ziel Sektion 1 Sektion 2 Sektion 3 1:04,480 0:25,524 0:19,122 0:18,400
Runde 1	1:09,963 0:29,449 0:19,611 0:20,903	1:09,045 0:28,947 0:19,483 0:20,615	1:11,904	1:09,041 0:29,034 0:19,582 0:20,425	1:06,546
Runde 2	2:10,443 1:31,621 0:19,130 0:19,692	1:06,512 0:26,784 0:19,843 0:19,885	1:06,043 0:26,505 0:19,263	1:05,815 0:26,089 0:19,633 0:20,093	1:05,904 0:26,422 0:19,854 0:19,628
Runde 3	1:04,329	1:04,543 0:25,596 0:19,170 0:19,777	1:05,779	1:06,342 0:26,359 0:19,604 0:20,379	1:04,480 0:26,574 0:19,506 0:18,400
Runde 4	1:04,557 0:25,782 0:18,956 0:19,819	1:05,239 0:25,889 0:19,677 0:19,673	1:04,220 0:25,224 0:19,317 0:19,679	1:05,438 0:26,113 0:19,696 0:19,629	1:04,504 0:25,576 0:19,377 0:19,551
Runde 5	1:04,210 0:25,888 0:19,329 0:18,993	1:04,059 0:25,401 0:19,084 0:19,574	1:04,412 0:25,533 0:19,148 0:19,731	1:04,423 0:25,669 0:19,346 0:19,408	1:04,519 0:25,661 0:19,393 0:19,465
Runde 6	1:03,821 0:25,603 0:19,092 0:19,126	1:04,665 0:25,574 0:19,193 0:19,898	1:02,837 0:25,667 0:18,514	1:05,046 0:25,788 0:19,376 0:19,882	1:04,852 0:25,524 0:19,339 0:19,989
Runde 7	1:03,886 0:25,379 0:19,051 0:19,456	1:05,357 0:26,112 0:19,445 0:19,800	1:02,741 0:24,468 0:18,442 0:19,831	1:05,544 0:26,020 0:19,473 0:20,051	1:04,597 0:26,044 0:19,122 0:19,431
Runde 8	0:25,436 0:18,917	1:04,182 0:25,601	1:04,081 0:26,268 0:18,882 0:18,931	1:05,836 0:26,279 0:19,776 0:19,781	0:25,735 0:19,161

## R 1 DEKM (E-Kart) Race 1

### Die schnellsten Zeiten

Ort	Nr. Fahrername	Zeit	Streckenl.	ø Speed
Ziel	E17 Eichenberger, Tara	1:00,545	1360 m	80,9 km/h
Sektion 1	E12 Kappler, Mick	0:23,983	548 m	82,3 km/h
Sektion 2	E17 Eichenberger, Tara	0:17,938	366 m	73,5 km/h
Sektion 3	E17 Eichenberger, Tara	0:17,077	446 m	94,0 km/h

	Smr.E98 Kragenings, Christoph DEU		Smr.E2 Horstmann, Lukas DEU		Smr.E6 Walsdorf, Philipp DEU		Smr.E9 Fach, Alexander DEU		Smr.E11 Bergmeier, Tamino DEU											
	theoretisch mögliche Bestzeit	Ziel	theoretisch mögliche Bestzeit	Ziel	theoretisch mögliche Bestzeit	Ziel	theoretisch mögliche Bestzeit	Ziel	theoretisch mögliche Bestzeit	Ziel										
best	1:04,121	0:24,584	0:18,837	0:18,863	1:04,612	0:25,723	0:19,172	0:19,457	1:04,709	0:25,757	0:19,293	0:19,627	1:05,026	0:25,749	0:19,244	0:19,608	1:05,052	0:25,939	0:19,308	0:19,544
Runde 1	1:12,229	0:31,077	0:20,074	0:21,078	1:10,197	0:29,626	0:19,874	0:20,697	1:10,458	0:29,858	0:19,881	0:20,719	1:10,648	0:29,648	0:20,317	0:20,683	1:11,567	0:30,531	0:20,085	0:20,951
Runde 2	1:06,787	0:28,633	0:19,142	0:19,012	1:06,908	0:26,518	0:20,197	0:20,193	1:07,464	0:26,419	0:20,992	0:20,053	1:07,203	0:26,945	0:20,235	0:20,023	1:07,342	0:27,147	0:20,077	0:20,118
Runde 3	1:04,837	0:26,480	0:18,925	0:19,432	1:06,076	0:26,440	0:19,698	0:19,938	1:05,914	0:26,215	0:19,597	0:20,102	1:06,303	0:26,531	0:19,695	0:20,077	1:05,781	0:26,264	0:19,393	0:20,124
Runde 4	1:05,268	0:25,534	0:19,961	0:19,773	1:05,458	0:26,335	0:19,443	0:19,680	1:05,088	0:25,859	0:19,353	0:19,876	1:05,896	0:26,269	0:19,678	0:19,949	1:05,389	0:26,537	0:19,308	0:19,544
Runde 5	1:04,366	0:25,491	0:19,522	0:19,353	1:04,612	0:25,723	0:19,432	0:19,457	1:04,709	0:25,789	0:19,293	0:19,627	1:05,237	0:25,783	0:19,846	0:19,608	1:05,052	0:25,939	0:19,530	0:19,583
Runde 6	1:04,580	0:25,509	0:19,374	0:19,697	1:04,790	0:25,754	0:19,252	0:19,784	1:05,027	0:25,757	0:19,442	0:19,828	1:05,042	0:25,749	0:19,458	0:19,835	1:05,931	0:26,605	0:19,509	0:19,817
Runde 7	1:04,121	0:26,121	0:19,137	0:18,863	1:04,659	0:25,821	0:19,172	0:19,666	1:05,258	0:25,988	0:19,326	0:19,944	1:05,064	0:26,000	0:19,289	0:19,775	1:05,420	0:26,057	0:19,486	0:19,927
Runde 8	1:19,725	0:24,584	0:18,837	0:36,304	1:04,624	0:25,740	0:19,276	0:19,608	1:05,500	0:26,175	0:19,352	0:19,973	1:05,026	0:25,946	0:19,244	0:19,836	1:05,341	0:26,079	0:19,452	0:19,810

DMSB-ReglNr. 230/2018

**R 1 DEKM (E-Kart) Race 1**

Die schnellsten Zeiten

Ort	Nr. Fahrername	Zeit	Streckenl.	ø Speed
Ziel	E17 Eichenberger, Tara	1:00,545	1360 m	80,9 km/h
Sektion 1	E12 Kappler, Mick	0:23,983	548 m	82,3 km/h
Sektion 2	E17 Eichenberger, Tara	0:17,938	366 m	73,5 km/h
Sektion 3	E17 Eichenberger, Tara	0:17,077	446 m	94,0 km/h

Snr.E27 Bienert, Tizian DEU		Snr.E3 Siegers, Alexander DEU		Snr.E7 Wassertheurer, Leon DEU								
Tizian Bienert		RTG Kartsport		Leon Wassertheurer								
theoretisch mögliche Bestzeit 1:05,593		theoretisch mögliche Bestzeit 1:04,723		theoretisch mögliche Bestzeit 1:05,554								
Ziel	Sektion 1	Sektion 2	Sektion 3	Ziel	Sektion 1	Sektion 2	Sektion 3					
best	1:05,748	0:26,219	0:19,511	0:19,863	1:04,817	0:25,872	0:19,306	0:19,545	1:05,723	0:26,186	0:19,496	0:19,872
Runde 1	1:10,586	0:29,507	0:20,220	0:20,859	1:10,818	0:29,800	0:19,976	0:21,042	1:12,241	0:30,772	0:20,131	0:21,338
Runde 2	1:06,792	0:26,732	0:19,978	0:20,082	1:09,506	0:26,732	0:22,222	0:20,552	1:14,056	0:32,774	0:20,964	0:20,318
Runde 3	1:06,996	0:26,624	0:20,171	0:20,201	1:06,769	0:26,632	0:20,225	0:19,912	1:06,751	0:26,761	0:19,910	0:20,080
Runde 4	1:05,748	0:26,345	0:19,511	0:19,892	1:05,688	0:26,103	0:19,769	0:19,816	1:06,256	0:26,578	0:19,806	0:19,872
Runde 5	1:06,110	0:26,300	0:19,888	0:19,922	1:05,711	0:26,226	0:19,657	0:19,828	1:06,131	0:26,494	0:19,726	0:19,911
Runde 6	1:06,431	0:26,976	0:19,592	0:19,863	1:05,483	0:26,041	0:19,519	0:19,923	1:05,824	0:26,229	0:19,581	0:20,014
Runde 7	1:05,916	0:26,219	0:19,714	0:19,983	1:05,326	0:25,872	0:19,719	0:19,735	1:05,735	0:26,244	0:19,550	0:19,941
Runde 8	1:06,064	0:26,474	0:19,601	0:19,989	1:04,817	0:25,966	0:19,306	0:19,545	1:05,723	0:26,186	0:19,496	0:20,041

Strecke / track: 1360m

started: 19 classified: 19 not classified: 0

Doc. 10

Pos	Str. Nr.	Fahrer Driver	Nation	Bewerber/Sponsor	Nation	Lizenz/B-Lizenz	Chassis/Motor/Reifen	Runden Laps	Gesamtzeit Differenz	Abstand Gap	beste Runde best Lap	in N. in L.	o Geschw. Speed
1	E14	Wlömer, Luka	DEU	Luka Wlömer	DEU	IKC 1153459	SODI / Rotax / Vega	6			0:58,113	5	84,2 km/h
2	E30	Siemens, Dennis	DEU	Team Vrr WürzRacing	AUT	IKC 1168032 BK 004	SODI / Rotax / Vega	7	0:00,322	0:00,322	0:58,435	5	83,8 km/h
3	E4	Britz, Philipp	DEU	Philipp Britz	DEU	IKC 1156008 IKC 1156008	SODI / Rotax / Vega	7	0:00,339	0:00,017	0:58,452	4	83,8 km/h
4	E10	Clevert, Lauren-Alexander	DEU	Kartshop Ampfing	DEU	IKC 1173645 KBF 1108764	SODI / Rotax / Vega	7	0:00,438	0:00,099	0:58,551	6	83,6 km/h
5	E27	Bienert, Tizian	DEU	Tizian Bienert	DEU	NKA 1183581 NKA 1183581	SODI / Rotax / Vega	7	0:00,448	0:00,010	0:58,561	4	83,6 km/h
6	E2	Horstmann, Lukas	DEU	Valier Motorsport	DEU	IKC 1182183 KBF 1063735	SODI / Rotax / Vega	6	0:00,581	0:00,133	0:58,694	5	83,4 km/h
7	E12	Kappler, Mick	DEU	Mick Kappler	DEU	NKA 1179708 NKA 1179708	SODI / Rotax / Vega	7	0:00,583	0:00,002	0:58,696	5	83,4 km/h
8	E88	Albig, Finn	DEU	RS-Competition	DNK	IKC 1161518 36053	SODI / Rotax / Vega	8	0:00,700	0:00,117	0:58,813	5	83,2 km/h
9	E8	Wiskirchen, Moritz	DEU	BMW motorsport	DEU	NKA 1173298 KBF 1114737	SODI / Rotax / Vega	8	0:00,728	0:00,028	0:58,841	3	83,2 km/h
10	E3	Siegers, Alexander	DEU	RTG Kartsport	DEU	IKC 1165883 KBF 1166823	SODI / Rotax / Vega	5	0:00,751	0:00,023	0:58,864	3	83,2 km/h
11	E17	Eichenberger, Tara	DEU	Tara Eichenberger	DEU	IKC 1166976 IKC 1166976	SODI / Rotax / Vega	8	0:00,757	0:00,006	0:58,870	4	83,2 km/h
12	E9	Fach, Alexander	DEU	Kartclub Oerlikon	CHE	IKB 1189062 500006	SODI / Rotax / Vega	6	0:00,757	0:00,000	0:58,870	5	83,2 km/h
13	E11	Bergmeier, Tamino	DEU	Tamino Bergmeier	DEU	IKB 1154027 IKC 1154027	SODI / Rotax / Vega	8	0:00,766	0:00,009	0:58,879	5	83,2 km/h
14	E33	Arndt, Felix	DEU	RS-Motorsport	DEU	IKC 1176050 KBF 1104126	SODI / Rotax / Vega	6	0:00,832	0:00,066	0:58,945	5	83,1 km/h
15	E6	Walsdorf, Philipp	DEU	ADAC BERLIN-BRANDENBURG E.V.	DEU	IKC 1163178 BIC 1012474	SODI / Rotax / Vega	7	0:00,851	0:00,019	0:58,964	5	83,0 km/h
16	E16	Leidinger, Louis	DEU	Louis Leidinger	DEU	NKA 1181564 NKA 1181564	SODI / Rotax / Vega	7	0:01,020	0:00,169	0:59,133	4	82,8 km/h
17	E7	Wassertheurer, Leon	DEU	Leon Wassertheurer	DEU	NKA 1188634 NKA 1188634	SODI / Rotax / Vega	7	0:01,713	0:00,693	0:59,826	6	81,8 km/h
18	E98	Kragenings, Christoph	DEU	Christoph Kragenings	DEU	IC1135952 IC1135952	SODI / Rotax / Vega	8	0:02,671	0:00,958	1:00,784	7	80,5 km/h
19	E99	Müller, Richy	DEU	Richy Müller	DEU		SODI / Rotax / Vega	4	0:04,487	0:01,816	1:02,600	3	78,2 km/h

Rennleitung: Rüdiger Luth Racedirektor: Thomas Lainer

Sportkommissare: Thomas Ferrero / Ulrich Bell / Hans Willi Baumgarten / Philippe Lackman

Techn. Kommissare: H.-J. Dangers / A.Sengpiel / M. Grasshoff / C. Schmidt / D.Pietzko / J.Lawinger / N. Jasper / K.-L. Ruszczynski

Zeitnahme: KART-DATA timing service Franz Schieszler / Martin Summerer

Zeitnahme / timekeeping

control   
 Franz Schieszler

Aushangzeit : 10:30:40

	10	E99	Richy Müller Müller Richy Startposition 19	9	E98	Christoph Kragenings Kragenings Christoph Startposition 18
	9	E7	Leon Wassertheurer Wassertheurer Leon Startposition 17	8	E16	Louis Leidinger Leidinger Louis Startposition 16
	8	E6	ADAC BERLIN-BRANDENBURG E.V. Walsdorf Philipp Startposition 15	7	E33	RS-Motorsport Arndt Felix Startposition 14
	7	E11	Tamino Bergmeier Bergmeier Tamino Startposition 13	6	E9	Kartclub Oberlikon Fach Alexander Startposition 12
	6	E17	Tara Eichenberger Eichenberger Tara Startposition 11	5	E3	RTG Kartsport Siegiers Alexander Startposition 10
	5	E8	BMW motorsport Wiskirchen Moritz Startposition 9	4	E88	RS-Competition Albig Finn Startposition 8
	4	E12	Mick Kappler Kappler Mick Startposition 7	3	E2	Valier Motorsport Horstmann Lukas Startposition 6
	3	E27	Tizian Bienert Bienert Tizian Startposition 5	2	E10	Kartshop Ampfing Clevert Lauren-Alexander Startposition 4
	2	E4	Philipp Britz Britz Philipp Startposition 3	1	E30	Team VrR WurzRacing Siemens Dennis Startposition 2
	1	E14	Luka Wlömer Wlömer Luka Startposition 1			

**Starting Grid DEKM (E-Kart)**

**Rennen 1**



**Qualifying practice 1 DEKM (E-Kart)**

Strecke / track: 1360 started: 19 classified: 19 not classified: 0

Fahrername Driver	Wiömer Luka	Siemens Dennis	Britz Philipp	Lauren- Alexander	Bienert Tizian	Horstmann Lukas	Kappler Mick	Albig Finn	Wiskirchen Moritz	Siegers Alexander	Eichenberger Tara	Fach Alexander
schnellste Runde in Runde	0:58,113 Rn. 5	0:58,435 Rn. 5	0:58,452 Rn. 4	0:58,551 Rn. 6	0:58,561 Rn. 4	0:58,694 Rn. 5	0:58,696 Rn. 5	0:58,813 Rn. 5	0:58,841 Rn. 3	0:58,864 Rn. 3	0:58,870 Rn. 4	0:58,870 Rn. 5
Speed	84,2 km/h	83,8 km/h	83,8 km/h	83,6 km/h	83,6 km/h	83,4 km/h	83,4 km/h	83,2 km/h	83,2 km/h	83,2 km/h	83,2 km/h	83,2 km/h
Lap 1	1:05,959	1:11,832	1:02,407	1:06,707	1:08,275	1:02,680	1:15,689	1:03,249	1:02,288	1:02,639	1:18,606	1:11,780
Lap 2	0:59,404	0:59,364	0:58,501	1:00,449	0:59,333	1:00,158	1:06,304	1:03,476	0:59,324	0:59,255	1:02,108	1:01,337
Lap 3	0:58,574	0:58,536	0:58,586	0:58,637	0:59,502	1:00,527	0:59,693	0:58,944	0:58,841	0:58,864	0:58,890	0:59,164
Lap 4	0:59,103	0:58,579	0:58,452	0:59,997	0:58,561	0:58,880	0:58,922	0:59,134	0:58,986	0:58,930	0:58,870	0:58,934
Lap 5	0:58,113	0:58,435	0:58,516	0:59,538	0:58,572	0:58,694	0:58,696	0:58,813	0:59,441	0:59,095	0:58,901	0:58,870
Lap 6	1:01,573	0:58,632	1:01,553	0:58,551	1:05,185	0:59,663	1:58,415	0:59,010	0:59,385	0:59,992	0:58,992	0:59,465
Lap 7		0:59,050	0:59,046	1:00,088	0:59,191		0:59,223	0:59,320	0:59,281		0:59,106	
Lap 8								0:59,242	0:59,477		0:59,193	

## Qualifying practice 1 DEKM (E-Kart)

Strecke / track: 1360 started: 19 classified: 19 not classified: 0

Fahrername Driver	Bergmeier Tamino	Arndt Felix	Walsdorf Philipp	Leidinger Louis	Wassertheurer Leon	Kragenings Christoph	Müller Richy
schnellste Runde in Runde	0:58,879 Rn. 5	0:58,945 Rn. 5	0:58,964 Rn. 5	0:59,133 Rn. 4	0:59,826 Rn. 6	1:00,784 Rn. 7	1:02,600 Rn. 3
Speed	83,2 km/h	83,1 km/h	83,0 km/h	82,8 km/h	81,8 km/h	80,5 km/h	78,2 km/h
Lap 1	1:03,001	1:14,432	1:03,968	1:06,199	1:05,916	1:05,274	1:11,487
Lap 2	0:59,015	0:59,853	0:59,549	0:59,515	1:00,526	1:01,578	1:03,029
Lap 3	0:59,276	0:59,032	0:59,971	0:59,285	1:00,244	1:00,830	1:02,600
Lap 4	0:59,415	0:59,126	0:59,021	<u>0:59,133</u>	1:00,062	1:00,896	1:03,689
Lap 5	<u>0:58,879</u>	0:58,945	<u>0:58,964</u>	0:59,536	1:01,465	1:00,785	
Lap 6	0:59,111	1:02,880	1:00,369	0:59,175	<u>0:59,826</u>	1:01,122	
Lap 7	0:59,157		0:59,502	1:00,966	1:00,514	1:00,784	
Lap 8	0:59,254					1:01,321	

## Qualifying practice 1 DEKM (E-Kart)

Ziel		Sektion 1		Sektion 2		Sektion 3	
Fahrername	Zeit	Fahrername	Zeit	Fahrername	Zeit	Fahrername	Zeit
1 E14 Wlömer,Luka	0:58,113	E14 Wlömer,Luka	0:23,109	E4 Britz,Philipp	0:17,233	E10 Clevert,Lauren-Alexande	0:17,703
2 E30 Siemens,Dennis	0:58,435	E30 Siemens,Dennis	0:23,256	E30 Siemens,Dennis	0:17,241	E6 Walsdorf,Philipp	0:17,742
3 E4 Britz,Philipp	0:58,452	E2 Horstmann,Lukas	0:23,306	E14 Wlömer,Luka	0:17,251	E8 Wiskirchen,Moritz	0:17,750
4 E10 Clevert,Lauren-Alexande	0:58,551	E4 Britz,Philipp	0:23,330	E10 Clevert,Lauren-Alexande	0:17,257	E14 Wlömer,Luka	0:17,753
5 E27 Bienert,Tizian	0:58,561	E27 Bienert,Tizian	0:23,346	E27 Bienert,Tizian	0:17,354	E17 Eichenberger,Tara	0:17,756
6 E2 Horstmann,Lukas	0:58,694	E12 Kappler,Mick	0:23,412	E88 Albig,Finn	0:17,369	E88 Albig,Finn	0:17,770
7 E12 Kappler,Mick	0:58,696	E88 Albig,Finn	0:23,422	E9 Fach,Alexander	0:17,450	E12 Kappler,Mick	0:17,773
8 E88 Albig,Finn	0:58,813	E10 Clevert,Lauren-Alexande	0:23,432	E12 Kappler,Mick	0:17,455	E4 Britz,Philipp	0:17,781
9 E8 Wiskirchen,Moritz	0:58,841	E17 Eichenberger,Tara	0:23,441	E33 Arndt,Felix	0:17,466	E27 Bienert,Tizian	0:17,791
10 E3 Siegers,Alexander	0:58,864	E8 Wiskirchen,Moritz	0:23,449	E11 Bergmeier,Tamino	0:17,486	E2 Horstmann,Lukas	0:17,819
11 E17 Eichenberger,Tara	0:58,870	E6 Walsdorf,Philipp	0:23,462	E2 Horstmann,Lukas	0:17,489	E3 Siegers,Alexander	0:17,821
12 E9 Fach,Alexander	0:58,870	E9 Fach,Alexander	0:23,472	E3 Siegers,Alexander	0:17,510	E11 Bergmeier,Tamino	0:17,822
13 E11 Bergmeier,Tamino	0:58,879	E11 Bergmeier,Tamino	0:23,484	E6 Walsdorf,Philipp	0:17,529	E30 Siemens,Dennis	0:17,827
14 E33 Arndt,Felix	0:58,945	E3 Siegers,Alexander	0:23,498	E8 Wiskirchen,Moritz	0:17,530	E33 Arndt,Felix	0:17,841
15 E6 Walsdorf,Philipp	0:58,964	E33 Arndt,Felix	0:23,520	E17 Eichenberger,Tara	0:17,554	E9 Fach,Alexander	0:17,892
16 E16 Leidinger,Louis	0:59,133	E16 Leidinger,Louis	0:23,527	E16 Leidinger,Louis	0:17,629	E16 Leidinger,Louis	0:17,895
17 E7 Wassertheurer,Leon	0:59,826	E7 Wassertheurer,Leon	0:23,792	E7 Wassertheurer,Leon	0:17,846	E7 Wassertheurer,Leon	0:18,079
18 E98 Kragenings,Christoph	1:00,784	E98 Kragenings,Christoph	0:24,172	E98 Kragenings,Christoph	0:18,048	E98 Kragenings,Christoph	0:18,373
19 E99 Müller,Richy	1:02,600	E99 Müller,Richy	0:24,674	E99 Müller,Richy	0:18,840	E99 Müller,Richy	0:19,041

**Qualifying practice 1 DEKM (E-Kart)**

Die schnellsten Zeiten

Ort	Nr. Fahrername	Zeit	Streckenl.	ø Speed
Ziel	E14 Wißner, Luka	0:58,113	1360 m	84,2 km/h
Sektion 1	E14 Wißner, Luka	0:23,109	548 m	85,4 km/h
Sektion 2	E4 Britz, Philipp	0:17,233	366 m	76,5 km/h
Sektion 3	E10 Clevert, Lauren-Alexander	0:17,703	446 m	90,7 km/h

	Smr.E14 Wißner, Luka DEU Luka Wißner	Smr.E30 Siemens,Dennis DEU Team VrR WurzRacing	Smr.E4 Britz, Philipp DEU Philipp Britz	Smr.E10 Clevert,Lauren-Alexander DEU Kartshop Ampfing	Smr.E27 Bienert,Tizian DEU Tizian Bienert
	theoretisch mögliche Bestzeit 0:58,113	theoretisch mögliche Bestzeit 0:58,324	theoretisch mögliche Bestzeit 0:58,344	theoretisch mögliche Bestzeit 0:58,392	theoretisch mögliche Bestzeit 0:58,491
best	Ziel Sektion 1 Sektion 2 Sektion 3 0:58,113 0:23,109 0:17,251 0:17,753	Ziel Sektion 1 Sektion 2 Sektion 3 0:58,435 0:23,256 0:17,241 0:17,827	Ziel Sektion 1 Sektion 2 Sektion 3 0:58,452 0:23,330 0:17,233 0:17,781	Ziel Sektion 1 Sektion 2 Sektion 3 0:58,551 0:23,432 0:17,257 0:17,703	Ziel Sektion 1 Sektion 2 Sektion 3 0:58,561 0:23,346 0:17,354 0:17,791
Runde 1	1:05,959 0:27,821 0:18,985 0:19,153	1:11,832 0:35,259 0:18,333 0:18,240	1:02,407 0:26,494 0:18,085 0:17,828	1:06,707 0:27,302 0:20,069 0:19,336	1:08,275 0:25,805 0:20,735 0:21,735
Runde 2	0:59,404 0:23,793 0:17,624 0:17,987	0:59,364 0:23,570 0:17,967 0:17,827	0:58,501 0:23,487 0:17,233 0:17,781	1:00,449 0:24,384 0:18,104 0:17,961	0:59,333 0:23,824 0:17,660 0:17,849
Runde 3	0:58,574 0:23,373 0:17,369 0:17,832	0:58,536 0:23,408 0:17,284 0:17,844	0:58,586 0:23,330 0:17,342 0:17,914	0:58,637 0:23,432 0:17,502 0:17,703	0:59,502 0:23,631 0:17,632 0:18,239
Runde 4	0:59,103 0:23,231 0:17,422 0:18,450	0:58,579 0:23,256 0:17,464 0:17,859	0:58,452 0:23,361 0:17,294 0:17,797	0:59,997 0:24,589 0:17,628 0:17,780	0:58,561 0:23,416 0:17,354 0:17,791
Runde 5	0:58,113 0:23,109 0:17,251 0:17,753	0:58,435 0:23,296 0:17,241 0:17,898	0:58,516 0:23,403 0:17,272 0:17,841	0:59,538 0:23,500 0:17,775 0:18,263	0:58,572 0:23,346 0:17,371 0:17,855
Runde 6	1:01,573 0:23,919 0:17,592 0:20,062	0:58,632 0:23,308 0:17,436 0:17,888	1:01,553 0:24,022 0:18,850 0:18,681	0:58,551 0:23,455 0:17,257 0:17,839	1:05,185 0:26,247 0:20,735 0:18,203
Runde 7	0:23,334 0:17,509	0:59,050 0:23,456 0:17,682 0:17,912	0:59,046 0:23,580 0:17,519 0:17,947	1:00,088 0:23,523 0:18,408 0:18,157	0:59,191 0:23,606 0:17,569 0:18,016
Runde 8		0:23,513 0:17,497	0:25,382 0:20,482	0:23,591 0:17,556	0:23,671 0:17,871

**Qualifying practice 1 DEKM (E-Kart)**

Die schnellsten Zeiten

Ort	Nr. Fahrername	Zeit	Streckenl.	ø Speed
Ziel	E14 Wlömer, Luka	0:58,113	1360 m	84,2 km/h
Sektion 1	E14 Wlömer, Luka	0:23,109	548 m	85,4 km/h
Sektion 2	E4 Brütz, Philipp	0:17,233	366 m	76,5 km/h
Sektion 3	E10 Clevert, Lauren-Alexand	0:17,703	446 m	90,7 km/h

	Snr.E2 Horstmann,Lukas DEU Valier Motorsport		Snr.E12 Kappler,Mick DEU Mick Kappler		Snr.E88 Albig,Finn DEU RS-Competition		Snr.E8 Wiskirchen,Moritz DEU BMW motorsport		Snr.E3 Siegers,Alexander DEU RTG Kartsport											
	theoretisch mögliche Bestzeit	Ziel	theoretisch mögliche Bestzeit	Ziel	theoretisch mögliche Bestzeit	Ziel	theoretisch mögliche Bestzeit	Ziel	theoretisch mögliche Bestzeit	Ziel										
best	0:58,694	0:23,306	0:17,489	0:17,819	0:58,696	0:23,412	0:17,455	0:17,773	0:58,614	0:23,422	0:17,369	0:17,770	0:58,841	0:23,449	0:17,530	0:17,750	0:58,864	0:23,498	0:17,510	0:17,821
Runde 1	1:02,680	0:26,198	0:18,127	0:18,355	1:15,689	0:30,335	0:24,870	0:20,484	1:03,249	0:26,836	0:18,181	0:18,232	1:02,788	0:26,115	0:17,890	0:18,283	1:02,639	0:26,437	0:18,144	0:18,058
Runde 2	1:00,158	0:23,977	0:17,978	0:18,203	1:06,304	0:27,575	0:20,271	0:18,458	1:03,476	0:23,922	0:20,887	0:18,667	0:59,324	0:23,654	0:17,593	0:18,077	0:59,255	0:23,799	0:17,557	0:17,899
Runde 3	1:00,527	0:24,332	0:17,860	0:18,335	0:59,693	0:24,121	0:17,661	0:17,911	0:58,944	0:23,577	0:17,597	0:17,770	0:58,841	0:23,561	0:17,530	0:17,750	0:58,864	0:23,533	0:17,510	0:17,821
Runde 4	0:58,880	0:23,371	0:17,489	0:18,020	0:58,922	0:23,473	0:17,676	0:17,773	0:59,134	0:23,578	0:17,544	0:18,012	0:58,986	0:23,535	0:17,678	0:17,773	0:58,930	0:23,498	0:17,594	0:17,838
Runde 5	0:58,694	0:23,356	0:17,519	0:17,819	0:58,696	0:23,412	0:17,455	0:17,829	0:58,813	0:23,422	0:17,369	0:18,022	0:59,441	0:23,554	0:17,682	0:18,205	0:59,095	0:23,555	0:17,538	0:18,002
Runde 6	0:59,663	0:23,306	0:17,738	0:18,619	1:58,415	1:22,751	0:17,615	0:18,049	0:59,010	0:23,476	0:17,383	0:18,151	0:59,385	0:23,449	0:17,718	0:18,218	0:59,281	0:23,666	0:17,624	0:17,971
Runde 7	0:23,458	0:17,582			0:59,223	0:23,564	0:17,665	0:17,994	0:59,320	0:23,618	0:17,626	0:18,076	0:59,281	0:23,666	0:17,624	0:17,971				
Runde 8					0:59,242	0:23,644	0:17,591	0:18,007					0:59,477	0:23,663	0:17,656	0:18,158				

**Qualifying practice 1 DEKM (E-Kart)**

Die schnellsten Zeiten

Ort	Nr. Fahrername	Zeit	Streckenl.	ø Speed
Ziel	E14 Wlömer, Luka	0:58,113	1360 m	84,2 km/h
Sektion 1	E14 Wlömer, Luka	0:23,109	548 m	85,4 km/h
Sektion 2	E4 Britz, Philipp	0:17,233	366 m	76,5 km/h
Sektion 3	E10 Clevert, Lauren-Alexand	0:17,703	446 m	90,7 km/h

	Smr.E17 Eichenberger, Tara DEU Tara Eichenberger	Smr.E9 Fach,Alexander DEU Kartclub Oerlikon	Smr.E11 Bergmeier, Tamino DEU Tamino Bergmeier	Smr.E33 Arndt, Felix DEU RS-Motorsport	Smr.E6 Walsdorf, Philipp DEU ADAC BERLIN-BRANDENBURG E.V.
	theoretisch mögliche Bestzeit 0:58,751	theoretisch mögliche Bestzeit 0:58,814	theoretisch mögliche Bestzeit 0:58,792	theoretisch mögliche Bestzeit 0:58,827	theoretisch mögliche Bestzeit 0:58,733
best	Ziel Sektion 1 Sektion 2 Sektion 3 0:58,870 0:23,441 0:17,554 0:17,756	Ziel Sektion 1 Sektion 2 Sektion 3 0:58,870 0:23,472 0:17,450 0:17,892	Ziel Sektion 1 Sektion 2 Sektion 3 0:58,879 0:23,484 0:17,486 0:17,822	Ziel Sektion 1 Sektion 2 Sektion 3 0:58,945 0:23,520 0:17,466 0:17,841	Ziel Sektion 1 Sektion 2 Sektion 3 0:58,964 0:23,462 0:17,529 0:17,742
Runde 1	1:18,606 0:30,214 0:24,615 0:23,777	1:11,780 0:34,928 0:18,591 0:18,261	1:03,001 0:26,506 0:18,185 0:18,310	1:14,432 0:29,469 0:23,606 0:21,357	1:03,968 0:27,092 0:18,586 0:18,290
Runde 2	1:02,108 0:25,614 0:18,570 0:17,924	1:01,337 0:23,535 0:19,094 0:18,708	0:59,015 0:23,615 0:17,573 0:17,827	0:59,853 0:24,158 0:17,659 0:18,036	0:59,549 0:23,999 0:17,624 0:17,926
Runde 3	0:58,890 0:23,580 0:17,554 0:17,756	0:59,164 0:23,689 0:17,574 0:17,901	0:59,276 0:23,627 0:17,704 0:17,945	0:59,032 0:23,725 0:17,466 0:17,841	0:58,971 0:23,636 0:17,570 0:17,765
Runde 4	0:58,870 0:23,441 0:17,644 0:17,785	0:58,934 0:23,554 0:17,488 0:17,892	0:59,415 0:24,015 0:17,486 0:17,914	0:59,126 0:23,720 0:17,530 0:17,876	0:59,021 0:23,621 0:17,562 0:17,838
Runde 5	0:58,901 0:23,510 0:17,617 0:17,774	0:58,870 0:23,472 0:17,450 0:17,948	0:58,879 0:23,487 0:17,570 0:17,822	0:58,945 0:23,520 0:17,535 0:17,890	0:58,964 0:23,585 0:17,637 0:17,742
Runde 6	0:58,992 0:23,472 0:17,637 0:17,883	0:59,465 0:23,718 0:17,670 0:18,077	0:59,111 0:23,484 0:17,530 0:18,097	1:02,880 0:25,849 0:18,969 0:18,062	1:00,369 0:23,462 0:17,529 0:19,378
Runde 7	0:59,106 0:23,473 0:17,625 0:18,008	0:23,611 0:17,584	0:59,157 0:23,587 0:17,628 0:17,942	0:23,798 0:17,865	0:59,502 0:23,838 0:17,604 0:18,060
Runde 8	0:59,193 0:23,529 0:17,566 0:18,098		0:59,254 0:23,610 0:17,647 0:17,997		0:23,602 0:17,666

DMSB-Reglfr. 230/2018

**Qualifying practice 1 DEKM (E-Kart)**

Die schnellsten Zeiten

Ort	Nr. Fahrername	Zeit	Streckenl.	ø Speed
Ziel	E14 Wlömer, Luka	0:58,113	1360 m	84,2 km/h
Sektion 1	E14 Wlömer, Luka	0:23,109	548 m	85,4 km/h
Sektion 2	E4 Britz, Philipp	0:17,233	366 m	76,5 km/h
Sektion 3	E10 Clevert, Lauren-Alexand	0:17,703	446 m	90,7 km/h

	Smr.E16 Leidinger,Louis DEU Louis Leidinger		Smr.E7 Wassertheurer,Leon DEU Leon Wassertheurer		Smr.E98 Kragenings,Christoph DEU Christoph Kragenings		Smr.E99 Müller,Richy DEU Richy Müller					
	theoretisch mögliche Bestzeit	Ziel	theoretisch mögliche Bestzeit	Ziel	theoretisch mögliche Bestzeit	Ziel	theoretisch mögliche Bestzeit	Ziel				
best	0:59,133	0:23,527	0:17,629	0:17,895	0:59,826	0:23,792	0:17,846	0:18,079	1:02,600	0:24,674	0:18,840	0:19,041
Runde 1	1:06,199	0:26,983	0:20,507	0:18,709	1:05,916	0:27,865	0:19,223	0:18,828	1:11,487	0:31,988		
Runde 2	0:59,515	0:23,654	0:17,927	0:17,934	1:00,526	0:24,180	0:18,210	0:18,136	1:03,029	0:24,959	0:18,840	0:19,230
Runde 3	0:59,285	0:23,676	0:17,714	0:17,895	1:00,244	0:24,113	0:17,952	0:18,179	1:02,600	0:24,674	0:18,885	0:19,041
Runde 4	0:59,133	0:23,527	0:17,676	0:17,930	1:00,062	0:24,006	0:17,863	0:18,193	1:02,600	0:24,674	0:18,960	0:19,926
Runde 5	0:59,536	0:23,615	0:18,012	0:17,909	1:01,465	0:23,792	0:18,772	0:18,901	1:03,689	0:24,803	0:18,960	0:19,926
Runde 6	0:59,175	0:23,564	0:17,647	0:17,964	0:59,826	0:23,901	0:17,846	0:18,079	0:28,017	0:19,869		
Runde 7	1:00,966	0:23,709	0:19,079	0:18,178	1:00,514	0:24,075	0:17,952	0:18,487				
Runde 8	0:23,602	0:17,629			0:24,098	0:17,996						

Strecke / track: 1360m

started: 19 classified: 19 not classified: 0

Doc. 1

Pos	Str. Nr.	Fahrer Driver	Nation	Bewerber/Sponsor	Nation	Lizenz/B-Lizenz	Chassis/Motor/Reifen	Runden Laps	Gesamtzeit Differenz	Abstand Gap	beste Runde best Lap	in N. in L.	o Geschw. Speed
1	E4	Britz, Philipp	DEU	Philipp Britz	DEU	IKC 1156008 IKC 1156008	SODI / Rotax / Vega	5			1:03,172	5	77,5 km/h
2	E33	Arndt, Felix	DEU	RS-Motorsport	DEU	IKC 1176050 KBF 1104126	SODI / Rotax / Vega	7	0:00,187	0:00,187	1:03,359	7	77,3 km/h
3	E3	Siegers, Alexander	DEU	RTG Kartsport	DEU	IKC 1165883 KBF 1166823	SODI / Rotax / Vega	7	0:00,334	0:00,147	1:03,506	7	77,1 km/h
4	E30	Siemens, Dennis	DEU	Team VrR WurzRacing	AUT	IKC 1168032 BK 004	SODI / Rotax / Vega	7	0:00,630	0:00,296	1:03,802	7	76,7 km/h
5	E6	Walsdorf, Philipp	DEU	ADAC BERLIN-BRANDENBURG E.V.	DEU	IKC 1163178 BIC 1012474	SODI / Rotax / Vega	7	0:00,700	0:00,070	1:03,872	7	76,7 km/h
6	E11	Bergmeier, Tamino	DEU	Tamino Bergmeier	DEU	IKB 1154027 IKC 1154027	SODI / Rotax / Vega	7	0:00,902	0:00,202	1:04,074	7	76,4 km/h
7	E10	Clevert, Lauren-Alexander	DEU	Kartshop Ampling	DEU	IKC 1173645 KBF 1108764	SODI / Rotax / Vega	7	0:01,015	0:00,113	1:04,187	7	76,3 km/h
8	E27	Bienert, Tizian	DEU	Tizian Bienert	DEU	NKA 1183581 NKA 1183581	SODI / Rotax / Vega	7	0:01,087	0:00,072	1:04,259	7	76,2 km/h
9	E17	Eichenberger, Tara	DEU	Tara Eichenberger	DEU	IKC 1166976 IKC 1166976	SODI / Rotax / Vega	7	0:01,090	0:00,003	1:04,262	7	76,2 km/h
10	E9	Fach, Alexander	DEU	Kartclub Oerlikon	CHE	IKB 1189062 500006	SODI / Rotax / Vega	7	0:01,290	0:00,200	1:04,462	6	76,0 km/h
11	E12	Kappler, Mick	DEU	Mick Kappler	DEU	NKA 1179708 NKA 1179708	SODI / Rotax / Vega	7	0:01,297	0:00,007	1:04,469	7	75,9 km/h
12	E8	Wiskirchen, Moritz	DEU	BMW motorsport	DEU	NKA 1173298 KBF 1114737	SODI / Rotax / Vega	7	0:01,522	0:00,225	1:04,694	7	75,7 km/h
13	E98	Kragenings, Christoph	DEU	Christoph Kragenings	DEU	IC 1135952 IC 1135952	SODI / Rotax / Vega	7	0:01,549	0:00,027	1:04,721	6	75,6 km/h
14	E14	Wlömer, Luka	DEU	Luka Wlömer	DEU	IKC 1153459 IKC 1153459	SODI / Rotax / Vega	7	0:01,608	0:00,059	1:04,780	7	75,6 km/h
15	E2	Horstmann, Lukas	DEU	Valier Motorsport	DEU	IKC 1182183 KBF 1063735	SODI / Rotax / Vega	6	0:01,732	0:00,124	1:04,904	6	75,4 km/h
16	E88	Albig, Finn	DEU	RS-Competition	DNK	IKC 1161518 36053	SODI / Rotax / Vega	7	0:01,947	0:00,215	1:05,119	7	75,2 km/h
17	E16	Leidinger, Louis	DEU	Louis Leidinger	DEU	NKA 1181564 NKA 1181564	SODI / Rotax / Vega	6	0:02,233	0:00,286	1:05,405	6	74,9 km/h
18	E99	Müller, Richy	DEU	Richy Müller	DEU	NKA 1188634 NKA 1188634	SODI / Rotax / Vega	7	0:02,797	0:00,564	1:05,969	7	74,2 km/h
19	E7	Wassertheurer, Leon	DEU	Leon Wassertheurer	DEU	NKA 1188634 NKA 1188634	SODI / Rotax / Vega	6	0:04,963	0:02,166	1:08,135	6	71,9 km/h

Rennleitung: Rüdiger Luth Racedirektor: Thomas Lainer

Sportkommissare: Thomas Ferrero / Ulrich Bell / Hans Willi Baumgarten / Philippe Lackman

Techn. Kommissare: H.-J. Dangers / A.Sengpiel / M. Grasshoff / C. Schmidt / D.Pietzko / J.Lawinger / N. Jasper / K.-L. Ruszczynski

Zeitnahme: KART-DATA timing service Franz Schieszler / Martin Summerer



**free practice 1 DEKM (E-Kart)**

Strecke / track: 1360 started: 19 classified: 19 not classified: 0

Fahrername Driver	Britz Philipp	Arndt Felix	Siegers Alexander	Siemens Dennis	Walsdorf Philipp	Bergmeier Tamino	Lauren- Alexander	Bienert Tizian	Eichenberger Tara	Fach Alexander	Kappler Mick	Wiskirchen Moritz
schnellste Runde in Runde	1:03,172 Rn. 5	1:03,359 Rn. 7	1:03,506 Rn. 7	1:03,802 Rn. 7	1:03,872 Rn. 7	1:04,074 Rn. 7	1:04,187 Rn. 7	1:04,259 Rn. 7	1:04,262 Rn. 7	1:04,462 Rn. 6	1:04,469 Rn. 7	1:04,694 Rn. 7
Speed	77,5 km/h	77,3 km/h	77,1 km/h	76,7 km/h	76,7 km/h	76,4 km/h	76,3 km/h	76,2 km/h	76,2 km/h	76,0 km/h	75,9 km/h	75,7 km/h
Lap 1	1:15,932	1:21,431	1:14,325	1:19,161	1:19,275	1:13,355	1:23,228	1:25,629	1:23,563	1:18,234	1:24,837	1:22,141
Lap 2	1:06,338	1:13,773	1:07,835	1:12,308	1:09,110	1:08,347	1:11,811	1:15,410	1:20,083	1:09,799	1:11,037	1:20,679
Lap 3	1:05,268	1:07,726	1:06,693	1:07,980	1:07,111	1:06,654	1:07,836	1:10,583	1:10,729	1:06,640	1:08,089	1:10,336
Lap 4	1:04,760	1:05,829	1:04,862	1:05,880	1:05,798	1:10,179	1:06,996	1:08,111	1:07,719	1:07,528	1:06,247	1:06,741
Lap 5	1:03,172	1:04,044	1:04,162	1:03,856	1:04,132	1:05,329	1:06,007	1:05,086	1:05,743	1:04,900	1:04,711	1:07,532
Lap 6		1:03,722	1:03,582	1:03,911	1:04,140	1:06,504	1:04,746	1:05,330	1:04,820	1:04,462	1:06,758	1:04,963
Lap 7		1:03,359	1:03,506	1:03,802	1:03,872	1:04,074	1:04,187	1:04,259	1:04,262	1:04,848	1:04,469	1:04,694

## free practice 1 DEKM (E-Kart)

Strecke / track: 1360    started: 19    classified: 19    not classified: 0

Fahrername Driver	Kragenings Christoph	Wlömer Luka	Horstmann Lukas	Albig Finn	Leidinger Louis	Müller Richy	Wassertheurer Leon
schnellste Runde in Runde	1:04,721 Rn. 6	1:04,780 Rn. 7	1:04,904 Rn. 6	1:05,119 Rn. 7	1:05,405 Rn. 6	1:05,969 Rn. 7	1:08,135 Rn. 6
Speed	75,6 km/h	75,6 km/h	75,4 km/h	75,2 km/h	74,9 km/h	74,2 km/h	71,9 km/h
Lap 1	1:20,331	1:19,413	1:19,472	1:26,546	1:26,808	1:27,407	1:27,930
Lap 2	1:12,023	1:12,559	1:10,717	1:11,350	1:16,007	1:13,885	1:22,180
Lap 3	1:10,102	1:07,737	1:06,738	1:08,528	1:08,809	1:09,639	1:16,713
Lap 4	1:06,766	1:06,304	1:05,218	1:06,482	1:05,987	1:07,121	1:13,048
Lap 5	1:05,515	1:05,032	1:11,776	1:05,764	1:06,337	1:06,997	1:09,283
Lap 6	1:04,721	1:04,855	1:04,904	1:05,593	1:05,405	1:11,247	1:08,135
Lap 7	1:05,419	1:04,780		1:05,119		1:05,969	