

**DKM**  
DEUTSCHE KART MEISTERSCHAFT

**DMSB**

**MCW**



**PRIMO**

**PRIMO**

# Ergebnisse Results DSKC

**INT. ADAC-KARTRENNEN**

**AMPFING**

**01. - 03. Juni 2018**

- Deutsche Kart-Meisterschaft (DKM)
- Deutsche Junioren-Kart-Meisterschaft (DJKM)
- Deutsche Schaltkart-Meisterschaft (DSKM)
- DMSB-Schaltkart-Cup (DSKC)
- Deutsche Elektro-Kart-Meisterschaft (DEKM)

vorläufig - ohne Gewähr

Pos	StNr.	Fahrer	Nation	Bewerber/Sponsor	Nation	Chassis/Motor/Reifen	Siege	Gesamt- punkte	Lonato (ITA)				Wackersdorf				Ampfing			
									TQ	Heats	Race 1	Race 2	TQ	Heats	Race 1	Race 2	TQ	Heats	Race 1	Race 2
1	321	Denner, Emilien	FRA	CRG Holland	NLD	Kali Kart / TM / Vega	5	178	5	15	25	25	5	10	25		3	15	25	25
2	323	Mähler, Tobias	DEU	Kartshop Ampfing	DEU	DR / TM / Vega		119		12	20	11		7	11	20		9	16	13
3	306	Curto, Alessio	DEU	Valier Motorsport	DEU	SODI / TM / Vega	1	107		8	10	8	3	15	20	25			2	16
4	309	Kamali, Luka	DEU	TB Racing Team	DEU	CRG / TM / Vega		79		2	6	2		12		7		10	20	20
5	328	Neumann, Thomas	DEU	Thomas Neumann	DEU	CRG / Modena / Vega		71		9	11	13		9	3		1	12	13	
6	333	Myszkier, Pawel	POL	Mach1 Motorsport	DEU	Mach1 / TM / Vega		63		10	16	20				16			1	
7	305	Langenbacher, Marvin	DEU	RS-Motorsport	DEU	CRG / TM / Vega		57		1	2	6			9	10		7	11	11
8	331	Kindervater, Robert	DEU	BIREL ART RACING KSW	AUT	BirelART / TM / Vega		50				3		5	10	8		5	9	10
9	334	Lehner, Franz	AUT	BIREL ART RACING KSW	AUT	BirelART / TM / Vega		46				4		8	16	13	5			
10	329	Trefilovs, Davids	DEU	SRP Racing Team	DEU	CRG / TM / Vega		44	3				1	6	13	9		1	5	6
11	314	Ugran, Filip Ioan	ROU	R&R RACING TEAM	AUT	BirelArt / TM / Vega		43		5	9	10		1	4	11			3	
12	322	Fusco, Giuseppe	ITA	Renda Motorsport S.A.S.	ITA	CKR / Vortex / Vega		37	1	7	13	16								
13	332	Tabakovic, Ronny	DEU	CKR Srl	ITA	CKR / TM / Vega		36							6	6		8	8	8
14	302	Potman, Mark	NLD	CRG Holland	NLD	CRG / TM / Vega		33		3				3	2			6	10	9
15	326	Baranowski, Kevin	DEU	Solgat Motorsport	DEU	BirelART / TM / Vega		29			3				5	5		2	7	7
16	316	Schultheiss, Marcel	DEU	Mach1 Motorsport	DEU	Mach1 / TM / Vega		28		4	4	9			7	2				2
17	324	De Santis, Raffaele	ITA	SRP Racing Team	DEU	CRG / TM / Vega		20		6	7	7								
18	369	Drewing, Pascal	DEU	Van Woerden Racing	DEU	Praga / TM / Vega		18			8								6	4
19	312	Metz, Tim Mika	DEU	CRG -Performance	DEU	CRG / TM / Vega		15						2	8					5
20	317	Wagner, Fabio	DEU	KSM Schumacher Racing Team	DEU	Tony Kart / Vortex / Vega		15						4		4		3	4	
21	308	Skeed,	ITA	Renda Motorsport S.A.S.	ITA	Formula K / Vortex / Vega		10			5	5								
22	319	Colakovic, Nermin	DEU	Solgat Motorsport	DEU	BirelArt / TM / Vega		5							1				4	
23	368	Hartmann, Rick	DEU	Team NKS	DEU	DR / TM / Vega		4			1					3				
24	318	Dresen, Andreas	DEU	Valier Motorsport	DEU	SODI / TM / Vega		3												3
25	304	Beyerlein, Patrick	DEU	BEYMO-Kartracing Parolin Deutschland MSK	DEU	CRG / TM / Vega		1												1
26	310	Fetzer, Dennis	DEU	WST	DEU	Parolin / TM / Vega		1				1								
27	311	Dreyspring, Christopher	DEU	CRG -Performance	DEU	CRG / TM / Vega		1								1				

DMSB-RegNr 124/2018

**R 18 DSKC (K2Z) Race 2**

Strecke / track: 1063m

fastest Lap Lehner, Franz at: 0:42,124

started: 33 classified: 33 not classified: 0 not started: 1

Pos	Str. Nr.	Fahrer Driver	Nation	Bewerber/Sponsor	Nation	Lizenz/B-Lizenz	Chassis/Motor/Reifen	Points	Runden Laps	Gesamzeit Differenz	Abstand Gap	beste Runde best Lap	in R. in L.	o Geschw. o Speed
1	321	Denner, Emilien	FR	CRG Holland	IND	141283E1 15521	Kali Kart / TM / Vega	25	24	17:09,907		0:42,419	15	89,2 km/h 90,2 km/h
2	309	Kamali, Luka	DEU	TB Racing Team	DEU	IKB 1132678 KBF 1116906	CRG / TM / Vega	20	24	17:10,552 0:00,645	0:00,645	0:42,424	17	89,1 km/h 90,2 km/h
3	359	Kreutz, Patrick	DEU	RS-Motorsport	DEU	IKB 1101586 KBF 1104126	CRG / TM / Vega	*	24	17:11,259 0:01,352	0:00,707	0:42,434	17	89,1 km/h 90,2 km/h
4	306	Curto, Alessio	DEU	Valier Motorsport	DEU	IKC 1125805 KBF 1063735	SODI / TM / Vega	16	24	17:15,659 0:05,752	0:04,400	0:42,373	8	88,7 km/h 90,3 km/h
5	323	Mähler, Tobias	DEU	Kartshop Ampfing	DEU	IKC 1155185 KBF 1108764	DR / TM / Vega	13	24	17:16,950 0:07,043	0:01,291	0:42,605	18	88,6 km/h 89,8 km/h
6	305	Langenbacher, Marvin	DEU	RS-Motorsport	DEU	IKC 1152544 KBF 1104126	CRG / TM / Vega	11	24	17:18,749 0:08,842	0:01,799	0:42,627	23	88,4 km/h 89,8 km/h
7	331	Kindervater, Robert	DEU	BIREL ART RACING KSW	AUT	IKC 1133505 BK 102	BirelART / TM / Vega	10	24	17:19,053 0:09,146	0:00,304	0:42,515	15	88,4 km/h 90 km/h
8	352	Funda, Marcus	AUT	ZANCHI MOTORSPORT	ITA	JK 2051 398793	ITALCORSE / TM / Vega	*	24	17:21,118 0:11,211	0:02,065	0:42,607	17	88,2 km/h 89,8 km/h
9	302	Potman, Mark	IND	CRG Holland	IND	30972 15521	CRG / TM / Vega	9	24	17:22,585 0:12,678	0:01,467	0:42,749	17	88,1 km/h 89,5 km/h
10	332	Tabakovic, Ronny	DEU	CKR Srl	ITA	IKC 1148046 300098	CKR / TM / Vega	8	24	17:22,712 0:12,805	0:00,127	0:42,737	23	88,1 km/h 89,5 km/h
11	326	Baranowski, Kevin	DEU	Solgat Motorsport	DEU	IKC 1117565 KBF 1079882	BirelART / TM / Vega	7	24	17:23,025 0:13,118	0:00,313	0:42,694	20	88,1 km/h 89,6 km/h
12	329	Trefilovs, Davids	DEU	SRP Racing Team	DEU	IKC1147656 KBF 1156791	CRG / TM / Vega	6	24	17:23,249 0:13,342	0:00,224	0:42,316	10	88 km/h 90,4 km/h
13	312	Metz, Tim Mika	DEU	CRG-Performance	DEU	IKC 1149667 KBF 1168909	CRG / TM / Vega	5	24	17:23,406 0:13,499	0:00,157	0:42,638	18	88 km/h 89,8 km/h
14	369	Drewing, Pascal	DEU	Van Woerden Racing	DEU	IKC 1147574 KBF 1188185	Praga / TM / Vega	4	24	17:23,761 0:13,854	0:00,355	0:42,711	22	88 km/h 89,6 km/h
15	318	Dresen, Andreas	DEU	Valier Motorsport	DEU	IKC 1116375 KBF 1063735	SODI / TM / Vega	3	24	17:24,098 0:14,191	0:00,337	0:42,629	12	88 km/h 89,8 km/h
16	316	Schultheiss, Marcel	DEU	Mach1 Motorsport	DEU	IKC 1106945 KBF 1005514	Mach1 / TM / Vega	2	24	17:24,620 0:14,713	0:00,522	0:42,600	24	87,9 km/h 89,8 km/h
17	304	Beyerlein, Patrick	DEU	BEYMO-Kart racing	DEU	IKC 1041625 KBF 1160795	CRG / TM / Vega	1	24	17:27,144 0:17,237	0:02,524	0:42,810	8	87,7 km/h 89,4 km/h
18	301	Himmels, Yannik	DEU	Valier Motorsport	DEU	IKC 1147857 KBF 1063735	SODI / TM / Vega	0	24	17:27,289 0:17,382	0:00,145	0:42,722	7	87,7 km/h 89,6 km/h
19	317	Wagner, Fabio	DEU	KSM Schumacher Racing Team	DEU	IKC 1125482 KBF 1067587	Tony Kart / Vortex / Vega	0	24	17:28,062 0:18,155	0:00,773	0:42,854	23	87,6 km/h 89,3 km/h
20	319	Colakovic, Nermin	DEU	Solgat Motorsport	DEU	IKB 1165480 KBF 1079882	BirelArt / TM / Vega	0	24	17:28,276 0:18,369	0:00,214	0:42,793	17	87,6 km/h 89,4 km/h
21	307	Schröder, Tim	DEU	Mach1 Motorsport	DEU	IKB 1079850 KBF 1005514	Mach1 / TM / Vega	0	24	17:29,390 0:19,483	0:01,114	0:42,732	19	87,5 km/h 89,6 km/h
22	324	De Santis, Raffaele	ITA	SRP Racing Team	DEU	355295 KBF 1156791	CRG / TM / Vega	0	24	17:31,865 0:21,958	0:02,475	0:42,735	23	87,3 km/h 89,5 km/h
23	320	Fredriksson, Lukas	SWE	JP Racing	SWE	20010809007? 105	Exprit / Vortex / Vega	0	24	17:37,567 0:27,660	0:05,702	0:43,254	22	86,8 km/h 88,5 km/h
24	327	Jonsson, Lukas	SWE	JP Racing	SWE	200000901795? 105	Exprit / Vortex / Vega	0	24	17:40,006 0:30,099	0:02,439	0:43,249	18	86,6 km/h 88,5 km/h
25	330	Walsh, Ian	IRL	Ian Walsh	IRL	1326 1326	Tony Kart / TM / Vega	0	24	17:46,050 0:36,143	0:06,044	0:43,350	21	86,2 km/h 88,3 km/h
26	358	Uber, Sebastian	DEU	Sebastian Uber	DEU	IKB 1117990 IKB 1117990	Gillard / Modena / Vega	*	24	17:50,568 0:40,661	0:04,518	0:42,848	22	85,8 km/h 89,3 km/h
27	328	Neumann, Thomas	DEU	Thomas Neumann	DEU	IKB 1066455 IKB 1066455	CRG / Modena / Vega	0	21	15:06,598 3 R	3 R	0:42,442	10	88,6 km/h 90,2 km/h
28	334	Lehner, Franz	AUT	BIREL ART RACING KSW	AUT	JK 2150 BK 102	BirelART / TM / Vega	0	16	12:10,694 8 R	5 R	0:42,124	9	83,8 km/h 90,8 km/h
29	335	Sager, Moritz	AUT	KSB RACING TEAM	AUT	JK 2117 BK 002	Kosmic / TM / Vega	0	15	11:05,050 9 R	1 R	0:42,984	6	86,3 km/h 89 km/h
30	314	Ugran, Filip Ioan	ROU	R&R RACING TEAM	AUT	13i BK 031	BirelArt / TM / Vega	0	13	9:26,709 11 R	2 R	0:42,454	10	87,8 km/h 90,1 km/h
31	333	Myszkier, Pawel	POL	Mach1 Motorsport	DEU	B27/208/K KBF 1005514	Mach1 / TM / Vega	0	9	6:45,047 15 R	4 R	0:42,978	7	85 km/h 89 km/h
32	368	Hartmann, Rick	DEU	Team NKS	DEU	IKC 1145851 KBF 1050071	DR / TM / Vega	0	1	1:06,768 23 R	8 R	1:01,469	1	57,3 km/h 62,3 km/h
33	310	Fetzer, Dennis	DEU	Parolin Deutschland MSR	DEU	IKC 1157082 KBF 1156015	Parolin / TM / Vega	0	0	0:05,543 24 R	1 R			
the following drivers did not start.														
357	Ott, Stefan	DEU												

Rennleitung: Kai Medefind Racedirektor: Thomas Lainer  
 Sportkommissare: Thomas Ferrero / Ulrich Bell / Robert Kühnel  
 Techn. Kommissare: H.-J. Dangers / M. Grasshoff / C. Schmidt / D.Pietzko / J.Lawinger / H.Höfler  
 Zeitnahme: KART-DATA timing service Franz Schieszler / Martin Summerer / Manuela Hintner

Zeitnahme / timekeeping  
 control *Schieszler*  
 Franz Schieszler

## R 18 DSKC (K22) Race 2

Strecke / track: 1063

Fahrername Driver	Denner Emilien	Kamali Luka	Kreutz Patrick	Curto Alessio	Mähler Tobias	Langenbacher Marvin	Kindervater Robert	Funda Marcus	Potman Mark	Tabakovic Ronny	Baranowski Kevin	Trefilovs Davids
schnellste Runde in Runde	0:42,419 Rn. 15	0:42,424 Rn. 17	0:42,434 Rn. 17	0:42,373 Rn. 8	0:42,605 Rn. 18	0:42,627 Rn. 23	0:42,515 Rn. 15	0:42,607 Rn. 17	0:42,749 Rn. 17	0:42,737 Rn. 23	0:42,694 Rn. 20	0:42,316 Rn. 10
Speed	90,2 km/h	90,2 km/h	90,2 km/h	90,3 km/h	89,8 km/h	89,8 km/h	90,0 km/h	89,8 km/h	89,5 km/h	89,5 km/h	89,6 km/h	90,4 km/h
Lap 1	0:46,340	0:45,847	0:46,592	0:47,956	0:47,344	0:46,580	0:47,733	0:48,786	0:47,482	0:47,837	0:47,012	0:50,017
Lap 2	0:43,950	0:43,956	0:43,806	0:43,851	0:43,952	0:44,678	0:44,098	0:44,075	0:44,202	0:44,043	0:44,183	0:44,699
Lap 3	0:43,186	0:43,318	0:43,344	0:43,533	0:43,361	0:43,297	0:43,700	0:44,232	0:44,045	0:44,229	0:44,043	0:43,539
Lap 4	0:42,971	0:43,023	0:43,085	0:43,174	0:43,036	0:43,084	0:43,140	0:43,210	0:43,276	0:43,956	0:43,826	0:43,961
Lap 5	0:42,892	0:42,912	0:42,870	0:43,080	0:43,034	0:43,361	0:43,235	0:43,176	0:43,349	0:43,063	0:44,155	0:42,787
Lap 6	0:42,653	0:42,662	0:42,844	0:42,798	0:42,692	0:43,022	0:42,994	0:42,910	0:43,058	0:42,950	0:43,011	0:43,184
Lap 7	0:42,564	0:42,643	0:42,687	0:42,658	0:42,734	0:43,015	0:43,450	0:42,965	0:43,273	0:42,905	0:42,959	0:42,887
Lap 8	0:42,520	0:42,426	0:42,582	0:42,373	0:42,726	0:42,967	0:42,717	0:42,919	0:42,923	0:42,996	0:42,984	0:43,488
Lap 9	0:42,711	0:42,634	0:42,550	0:42,549	0:42,610	0:42,910	0:43,008	0:42,845	0:42,867	0:42,768	0:42,870	0:42,459
Lap 10	0:42,507	0:42,593	0:42,588	0:42,502	0:42,609	0:43,261	0:42,858	0:42,882	0:42,842	0:42,955	0:42,824	0:42,316
Lap 11	0:42,515	0:42,554	0:42,682	0:42,452	0:42,771	0:42,848	0:42,743	0:42,889	0:42,783	0:42,818	0:42,752	0:43,052
Lap 12	0:42,476	0:42,563	0:42,522	0:42,555	0:42,897	0:42,857	0:42,726	0:42,874	0:42,806	0:42,857	0:42,984	0:42,504
Lap 13	0:42,443	0:42,473	0:42,544	0:42,444	0:42,733	0:42,765	0:42,870	0:43,341	0:44,274	0:43,521	0:43,303	0:42,657
Lap 14	0:42,641	0:42,569	0:42,522	0:42,529	0:42,765	0:42,813	0:42,973	0:42,767	0:42,929	0:42,965	0:42,987	0:43,082
Lap 15	0:42,419	0:42,507	0:42,486	0:42,572	0:43,088	0:42,837	0:42,515	0:42,831	0:42,943	0:42,959	0:43,011	0:42,871
Lap 16	0:42,519	0:42,445	0:42,465	0:42,445	0:42,635	0:42,720	0:42,581	0:42,903	0:42,812	0:42,773	0:42,977	0:42,663
Lap 17	0:42,521	0:42,424	0:42,434	0:42,714	0:42,653	0:42,797	0:42,678	0:42,607	0:42,749	0:42,839	0:42,779	0:42,850
Lap 18	0:42,578	0:42,552	0:42,483	0:42,643	0:42,605	0:42,648	0:42,659	0:42,613	0:42,881	0:42,875	0:42,941	0:42,699
Lap 19	0:42,656	0:42,571	0:42,520	0:42,757	0:42,790	0:42,822	0:42,630	0:42,746	0:42,878	0:42,841	0:42,797	0:42,573
Lap 20	0:42,484	0:42,567	0:42,497	0:42,719	0:42,838	0:42,777	0:42,852	0:42,806	0:42,848	0:42,787	0:42,694	0:42,578
Lap 21	0:42,559	0:42,592	0:42,543	0:42,660	0:43,202	0:42,676	0:42,636	0:42,612	0:42,921	0:42,929	0:42,866	0:42,802

## R 18 DSKC (KZ2) Race 2

Strecke / track: 1063

Fahrername Driver	Denner Emilien	Kamali Luka	Kreutz Patrick	Curto Alessio	Mähler Tobias	Langenbacher Marvin	Kindervater Robert	Funda Marcus	Potman Mark	Tabakovic Ronny	Baranowski Kevin	Trefilovs Davids
Lap 22	0:42,519	0:42,500	0:42,806	0:42,621	0:42,757	0:42,808	0:42,647	0:42,895	0:42,869	0:43,060	0:43,083	0:43,190
Lap 23	0:42,486	0:42,503	0:42,499	0:42,509	0:42,807	0:42,627	0:42,606	0:42,944	0:42,858	0:42,737	0:42,785	0:42,760
Lap 24	0:42,533	0:42,514	0:42,539	0:42,605	0:43,006	0:42,745	0:42,647	0:42,729	0:43,069	0:42,925	0:42,887	0:42,893


**R 18 DSKG (K22) Race 2**

Strecke / track: 1063

Fahrername Driver	Metz Tim Mika	Drawing Pascal	Dresen Andreas	Schultheiss Marcel	Beyerlein Patrick	Himmels Yannik	Wagner Fabio	Colakovic Nermin	Schröder Tim	De Santis Raffaele	Fredriksson Lukas	Jonsson Lukas
schnellste Runde in Runde	0:42,638 Rn. 18	0:42,711 Rn. 22	0:42,629 Rn. 12	0:42,600 Rn. 24	0:42,810 Rn. 8	0:42,722 Rn. 7	0:42,854 Rn. 23	0:42,793 Rn. 17	0:42,732 Rn. 19	0:42,735 Rn. 23	0:43,254 Rn. 22	0:43,249 Rn. 18
Speed	89,8 km/h	89,6 km/h	89,8 km/h	89,8 km/h	89,4 km/h	89,6 km/h	89,3 km/h	89,4 km/h	89,6 km/h	89,5 km/h	88,5 km/h	88,5 km/h
Lap 1	0:47,437	0:48,240	0:48,458	0:47,540	0:48,840	0:49,794	0:49,151	0:49,074	0:50,009	0:49,627	0:50,334	0:49,709
Lap 2	0:44,125	0:44,308	0:43,801	0:44,282	0:44,104	0:44,410	0:43,935	0:44,910	0:44,322	0:44,314	0:44,644	0:44,974
Lap 3	0:44,131	0:44,007	0:43,812	0:43,814	0:43,778	0:43,830	0:43,688	0:43,583	0:43,567	0:43,525	0:43,708	0:44,243
Lap 4	0:43,536	0:43,629	0:43,710	0:43,684	0:43,132	0:43,943	0:43,708	0:43,782	0:43,994	0:43,930	0:43,646	0:43,833
Lap 5	0:43,354	0:43,481	0:43,342	0:43,155	0:43,252	0:42,847	0:43,318	0:43,564	0:43,462	0:43,884	0:43,494	0:43,607
Lap 6	0:42,960	0:42,899	0:42,867	0:42,816	0:43,026	0:42,864	0:43,293	0:43,225	0:43,342	0:43,197	0:43,479	0:43,723
Lap 7	0:43,030	0:42,996	0:42,975	0:43,038	0:42,874	0:42,722	0:43,515	0:43,084	0:42,940	0:43,191	0:43,263	0:43,530
Lap 8	0:42,964	0:43,050	0:42,985	0:43,025	0:42,810	0:43,469	0:43,641	0:42,992	0:43,071	0:43,090	0:43,353	0:43,493
Lap 9	0:42,893	0:42,838	0:43,140	0:42,820	0:43,135	0:43,005	0:43,169	0:43,009	0:43,040	0:43,061	0:43,335	0:43,440
Lap 10	0:43,102	0:42,935	0:43,348	0:42,657	0:42,848	0:42,945	0:42,875	0:43,080	0:43,007	0:42,912	0:43,799	0:43,596
Lap 11	0:42,711	0:42,855	0:42,935	0:42,730	0:43,516	0:42,990	0:43,054	0:43,095	0:43,146	0:43,219	0:43,342	0:43,332
Lap 12	0:42,898	0:42,940	0:42,629	0:43,000	0:42,930	0:42,888	0:42,902	0:43,017	0:43,129	0:43,377	0:43,379	0:43,598
Lap 13	0:43,250	0:43,107	0:42,808	0:43,329	0:42,837	0:43,057	0:43,061	0:42,948	0:43,094	0:43,078	0:43,388	0:43,499
Lap 14	0:43,099	0:43,171	0:43,474	0:45,356	0:42,925	0:43,081	0:43,058	0:43,271	0:43,070	0:43,138	0:43,376	0:43,404
Lap 15	0:42,753	0:43,056	0:42,972	0:42,817	0:42,945	0:42,925	0:42,934	0:42,996	0:43,016	0:42,829	0:43,315	0:43,270
Lap 16	0:43,304	0:43,283	0:42,978	0:42,678	0:42,939	0:43,072	0:43,450	0:42,906	0:43,127	0:43,073	0:43,415	0:43,350
Lap 17	0:42,901	0:42,904	0:42,840	0:42,860	0:43,070	0:42,995	0:43,108	0:42,793	0:43,018	0:42,758	0:43,397	0:43,342
Lap 18	0:42,638	0:42,717	0:42,817	0:43,134	0:43,667	0:43,044	0:43,106	0:42,976	0:42,932	0:42,990	0:43,344	0:43,249
Lap 19	0:42,650	0:42,844	0:42,799	0:42,770	0:43,138	0:42,786	0:43,035	0:42,886	0:42,732	0:42,857	0:43,391	0:43,472
Lap 20	0:43,060	0:42,730	0:42,890	0:42,665	0:43,063	0:42,774	0:43,079	0:42,866	0:42,907	0:42,989	0:43,591	0:43,414
Lap 21	0:42,735	0:42,777	0:42,801	0:42,776	0:43,248	0:43,300	0:43,058	0:43,019	0:42,962	0:42,917	0:43,457	0:43,523

## R 18 DSKG (KZ2) Race 2

Strecke / track: 1063

Fahrername Driver	Metz Tim Mika	Drewing Pascal	Dresen Andreas	Schultheiss Marcel	Beyerlein Patrick	Himmels Yannik	Wagner Fabio	Colakovic Nermin	Schröder Tim	De Santis Raffaale	Fredriksson Lukas	Jonsson Lukas
Lap 22	0:43,098	0:42,711	0:42,830	0:42,822	0:42,987	0:43,194	0:43,158	0:42,820	0:42,980	0:42,956	0:43,254	0:43,675
Lap 23	0:42,811	0:42,719	0:42,738	0:42,715	0:42,916	0:42,793	0:42,854	0:42,862	0:43,084	0:42,735	0:43,321	0:43,887
Lap 24	0:42,836	0:43,019	0:42,801	0:42,600	0:43,053	0:42,990	0:43,028	0:42,975	0:43,164	0:45,222	0:43,701	0:43,588

Strecke / track: 1063

Fahrername Driver	Walsh Ian	Uber Sebastian	Neumann Thomas	Lehner Franz	Sager Moritz	Ugran Filip Ioan	Myszkier Pawel	Hartmann Rick	Fetzer Dennis
schnellste Runde	0:43,350 Rn. 21	0:42,848 Rn. 22	0:42,442 Rn. 10	0:42,124 Rn. 9	0:42,984 Rn. 6	0:42,454 Rn. 10	0:42,978 Rn. 7	1:01,469 Rn. 1	
Speed	88,3 km/h	89,3 km/h	90,2 km/h	90,8 km/h	89,0 km/h	90,1 km/h	89,0 km/h	62,3 km/h	
Lap 1	0:51,061	0:49,877	0:47,258	0:49,137	0:48,798	0:46,948	0:50,724	<u>1:01,469</u>	
Lap 2	0:44,940	0:44,187	0:44,086	0:44,394	0:44,277	0:44,180	0:44,153		
Lap 3	0:44,085	0:43,507	0:43,277	0:43,612	0:43,838	0:43,428	0:43,368		
Lap 4	0:44,025	0:43,752	0:43,082	0:44,059	0:43,815	0:42,462	0:43,370		
Lap 5	0:43,735	0:43,303	0:42,986	0:42,647	0:44,816	0:43,049	0:45,496		
Lap 6	0:44,006	0:44,489	0:42,745	0:43,254	0:42,984	0:42,574	0:43,105		
Lap 7	0:43,818	0:43,444	0:42,885	0:42,597	0:43,226	0:42,689	0:42,978		
Lap 8	0:43,788	0:43,143	0:42,827	0:43,011	0:43,034	0:42,949	0:43,142		
Lap 9	0:43,680	0:43,044	0:42,529	0:42,124	0:43,003	0:42,536	0:43,662		
Lap 10	0:44,013	0:43,007	0:42,442	0:42,629	0:43,051	0:42,454			
Lap 11	0:43,899	0:42,906	0:42,745	0:42,538	0:44,119	0:42,713			
Lap 12	0:43,800	0:42,970	0:42,830	0:42,940	0:43,282	0:42,871			
Lap 13	0:43,612	0:42,945	0:42,790	0:42,736	0:43,213	0:43,279			
Lap 14	0:43,866	0:43,172	0:42,656	0:47,337	0:43,441				
Lap 15	0:44,219	0:43,053	0:42,565	0:42,577	0:44,409				
Lap 16	0:43,811	1:04,973	0:42,563						
Lap 17	0:43,672	0:43,148	0:42,620						
Lap 18	0:43,780	0:43,042	0:42,482						
Lap 19	0:43,901	0:43,071	0:42,570						
Lap 20	0:43,543	0:43,088	0:42,584						
Lap 21	0:43,350	0:42,948	0:42,555	1:09,106					



**DMSB**  **DKM**  **Round 3: Ampfing / DEU**

**DEUTSCHE KART-MEISTERSCHAFTEN 2018**  **01-03 / 06 / 2018**

DMSB-Reg Nr 124/2018

## R 18 DSKG (KZ2) Race 2

Strecke / track: 1063

Fahrername Driver	Walsh Ian	Uber Sebastian	Neumann Thomas	Lehner Franz	Sager Moritz	Ugran Filip Ioan	Myszkier Pawel	Hartmann Rick	Fetzer Dennis
Lap 22	0:43,785	0:42,848							
Lap 23	0:43,666	0:43,004							
Lap 24	0:43,605	0:43,279							

## R 18 DSKC (KZ2) Race 2

Ziel		Sektion 1		Sektion 2		Sektion 3	
Fahrername	Zeit	Fahrername	Zeit	Fahrername	Zeit	Fahrername	Zeit
1 334 Lehner, Franz	0:42,124	334 Lehner, Franz	0:15,679	334 Lehner, Franz	0:18,872	334 Lehner, Franz	0:07,512
2 329 Trefflows, Davids	0:42,316	329 Trefflows, Davids	0:15,699	306 Curto, Alessio	0:18,921	329 Trefflows, Davids	0:07,534
3 306 Curto, Alessio	0:42,373	309 Kamali, Luka	0:15,749	314 Ugran, Filip Ioan	0:18,965	309 Kamali, Luka	0:07,537
4 321 Denner, Emilien	0:42,419	359 Kreutz, Patrick	0:15,752	328 Neumann, Thomas	0:18,972	359 Kreutz, Patrick	0:07,544
5 309 Kamali, Luka	0:42,424	306 Curto, Alessio	0:15,771	329 Trefflows, Davids	0:18,979	318 Dresen, Andreas	0:07,553
6 359 Kreutz, Patrick	0:42,434	321 Denner, Emilien	0:15,782	321 Denner, Emilien	0:18,988	316 Schultheiss, Marcel	0:07,558
7 328 Neumann, Thomas	0:42,442	331 Kindervater, Robert	0:15,787	309 Kamali, Luka	0:19,028	326 Baranowski, Kevin	0:07,559
8 314 Ugran, Filip Ioan	0:42,454	328 Neumann, Thomas	0:15,808	359 Kreutz, Patrick	0:19,047	331 Kindervater, Robert	0:07,566
9 331 Kindervater, Robert	0:42,515	314 Ugran, Filip Ioan	0:15,836	324 De Santis, Raffaele	0:19,076	305 Langenbacher, Marvin	0:07,570
10 316 Schultheiss, Marcel	0:42,600	318 Dresen, Andreas	0:15,837	323 Mähler, Tobias	0:19,085	358 Uher, Sebastian	0:07,571
11 323 Mähler, Tobias	0:42,605	323 Mähler, Tobias	0:15,838	331 Kindervater, Robert	0:19,092	321 Denner, Emilien	0:07,572
12 352 Funda, Marcus	0:42,607	369 Drawing, Pascal	0:15,844	316 Schultheiss, Marcel	0:19,093	314 Ugran, Filip Ioan	0:07,573
13 305 Langenbacher, Marvin	0:42,627	352 Funda, Marcus	0:15,854	312 Metz, Tim Mika	0:19,101	328 Neumann, Thomas	0:07,574
14 318 Dresen, Andreas	0:42,629	312 Metz, Tim Mika	0:15,860	301 Himmels, Yannik	0:19,115	301 Himmels, Yannik	0:07,578
15 312 Metz, Tim Mika	0:42,638	316 Schultheiss, Marcel	0:15,860	369 Drawing, Pascal	0:19,116	306 Curto, Alessio	0:07,579
16 326 Baranowski, Kevin	0:42,694	305 Langenbacher, Marvin	0:15,878	352 Funda, Marcus	0:19,142	352 Funda, Marcus	0:07,582
17 369 Drawing, Pascal	0:42,711	304 Beyerlein, Patrick	0:15,895	302 Potman, Mark	0:19,143	312 Metz, Tim Mika	0:07,593
18 301 Himmels, Yannik	0:42,722	332 Tabakovic, Ronny	0:15,900	318 Dresen, Andreas	0:19,143	307 Schröder, Tim	0:07,597
19 307 Schröder, Tim	0:42,732	326 Baranowski, Kevin	0:15,907	305 Langenbacher, Marvin	0:19,151	302 Potman, Mark	0:07,599
20 324 De Santis, Raffaele	0:42,735	324 De Santis, Raffaele	0:15,908	326 Baranowski, Kevin	0:19,163	335 Sager, Moritz	0:07,617
21 332 Tabakovic, Ronny	0:42,737	319 Colakovic, Nermin	0:15,909	332 Tabakovic, Ronny	0:19,168	317 Wagner, Fabio	0:07,619
22 302 Potman, Mark	0:42,749	301 Himmels, Yannik	0:15,919	319 Colakovic, Nermin	0:19,175	323 Mähler, Tobias	0:07,626
23 319 Colakovic, Nermin	0:42,793	317 Wagner, Fabio	0:15,927	304 Beyerlein, Patrick	0:19,189	332 Tabakovic, Ronny	0:07,629
24 304 Beyerlein, Patrick	0:42,810	307 Schröder, Tim	0:15,932	307 Schröder, Tim	0:19,203	324 De Santis, Raffaele	0:07,632
25 358 Uher, Sebastian	0:42,848	302 Potman, Mark	0:15,940	358 Uher, Sebastian	0:19,211	319 Colakovic, Nermin	0:07,638
26 317 Wagner, Fabio	0:42,854	358 Uher, Sebastian	0:15,944	333 Myszkier, Pawel	0:19,223	369 Drawing, Pascal	0:07,643
27 333 Myszkier, Pawel	0:42,978	330 Walsh, Ian	0:16,009	317 Wagner, Fabio	0:19,226	304 Beyerlein, Patrick	0:07,669
28 335 Sager, Moritz	0:42,984	333 Myszkier, Pawel	0:16,022	335 Sager, Moritz	0:19,294	320 Fredriksson, Lukas	0:07,686
29 327 Jonsson, Lukas	0:43,249	335 Sager, Moritz	0:16,040	320 Fredriksson, Lukas	0:19,332	333 Myszkier, Pawel	0:07,687
30 320 Fredriksson, Lukas	0:43,254	320 Fredriksson, Lukas	0:16,068	327 Jonsson, Lukas	0:19,367	327 Jonsson, Lukas	0:07,702
31 330 Walsh, Ian	0:43,350	327 Jonsson, Lukas	0:16,094	330 Walsh, Ian	0:19,400	330 Walsh, Ian	0:07,738
32 368 Hartmann, Rick	1:01,469	368 Hartmann, Rick	0:27,383	368 Hartmann, Rick	0:21,800	368 Hartmann, Rick	0:12,286
33 310 Feitzer, Dennis		310 Feitzer, Dennis		310 Feitzer, Dennis		310 Feitzer, Dennis	

### R 18 DSKG (KZ2) Race 2

Die schnellsten Zeiten

Ort	Nr. Fahrername	Zeit	Streckenl.	Ø Speed
Ziel	334 Lehner,Franz	0:42,124	1063 m	90,8 km/h
Sektion 1	334 Lehner,Franz	0:15,679	416 m	95,5 km/h
Sektion 2	334 Lehner,Franz	0:18,872	452 m	86,2 km/h
Sektion 3	334 Lehner,Franz	0:07,512	195 m	93,5 km/h

Snr.321 Denner,Emilien FRA CRG Holland		Snr.309 Kamali,Luka DEU TB Racing Team		Snr.359 Kreuz,Patrick DEU RS-Motorsport		Snr.306 Curto,Alessio DEU Vallier Motorsport		Snr.323 Mähler,Tobias DEU Kartshop Ampfing											
theoretisch mögliche Bestzeit	Ziel	theoretisch mögliche Bestzeit	Ziel	theoretisch mögliche Bestzeit	Ziel	theoretisch mögliche Bestzeit	Ziel	theoretisch mögliche Bestzeit	Ziel										
Sektion 1	Sektion 2	Sektion 1	Sektion 2	Sektion 1	Sektion 2	Sektion 1	Sektion 2	Sektion 1	Sektion 2										
0:42,419	0:15,782	0:18,988	0:07,572	0:46,340	0:18,065	0:19,929	0:08,346	0:42,515	0:15,791	0:19,142	0:07,582	0:42,554	0:15,749	0:19,165	0:07,640	0:42,554	0:15,749	0:19,165	0:07,640
0:43,950	0:16,497	0:19,706	0:07,747	0:43,956	0:16,375	0:19,826	0:07,755	0:42,522	0:15,854	0:19,108	0:07,617	0:42,563	0:15,855	0:19,091	0:07,617	0:42,563	0:15,855	0:19,091	0:07,617
0:43,186	0:16,164	0:19,336	0:07,686	0:43,318	0:16,123	0:19,437	0:07,758	0:42,544	0:15,833	0:19,136	0:07,575	0:42,444	0:15,834	0:19,005	0:07,605	0:42,733	0:15,963	0:19,144	0:07,626
0:42,971	0:15,983	0:19,318	0:07,670	0:43,023	0:16,047	0:19,292	0:07,684	0:42,522	0:15,856	0:19,098	0:07,568	0:42,529	0:15,818	0:19,079	0:07,632	0:42,765	0:15,847	0:19,229	0:07,689
0:42,892	0:16,004	0:19,241	0:07,647	0:42,912	0:16,006	0:19,259	0:07,647	0:42,486	0:15,795	0:19,110	0:07,581	0:42,572	0:15,855	0:19,067	0:07,650	0:43,088	0:16,192	0:19,250	0:07,646
0:42,653	0:15,891	0:19,149	0:07,613	0:42,662	0:15,909	0:19,127	0:07,626	0:42,465	0:15,815	0:19,101	0:07,549	0:42,445	0:15,771	0:19,059	0:07,615	0:42,635	0:15,847	0:19,127	0:07,661
0:42,564	0:15,882	0:19,068	0:07,614	0:42,643	0:15,845	0:19,170	0:07,628	0:42,483	0:15,849	0:19,085	0:07,549	0:42,643	0:15,885	0:19,145	0:07,613	0:42,653	0:15,844	0:19,167	0:07,642
0:42,520	0:15,873	0:19,053	0:07,594	0:42,426	0:15,791	0:19,048	0:07,587	0:42,520	0:15,801	0:19,090	0:07,629	0:42,757	0:15,935	0:19,162	0:07,660	0:42,790	0:15,988	0:19,130	0:07,672
0:42,711	0:15,985	0:19,138	0:07,588	0:42,634	0:15,910	0:19,122	0:07,602	0:42,497	0:15,789	0:19,164	0:07,544	0:42,719	0:15,938	0:19,128	0:07,653	0:42,838	0:15,874	0:19,195	0:07,769
0:42,507	0:15,855	0:19,015	0:07,637	0:42,593	0:15,856	0:19,095	0:07,642	0:42,543	0:15,787	0:19,147	0:07,609	0:42,660	0:15,976	0:19,082	0:07,602	0:43,202	0:16,271	0:19,261	0:07,670
0:42,515	0:15,791	0:19,142	0:07,582	0:42,554	0:15,749	0:19,165	0:07,640	0:42,806	0:16,102	0:19,125	0:07,579	0:42,621	0:15,857	0:19,163	0:07,601	0:42,757	0:15,861	0:19,169	0:07,727
0:42,476	0:15,795	0:19,071	0:07,610	0:42,563	0:15,855	0:19,091	0:07,617	0:42,499	0:15,755	0:19,188	0:07,556	0:42,509	0:15,875	0:19,032	0:07,602	0:42,807	0:15,901	0:19,213	0:07,693
0:42,443	0:15,782	0:19,062	0:07,599	0:42,473	0:15,805	0:19,088	0:07,580	0:42,539	0:15,839	0:19,133	0:07,567	0:42,605	0:15,862	0:19,126	0:07,617	0:43,006	0:15,952	0:19,292	0:07,762
0:42,641	0:15,842	0:19,189	0:07,610	0:42,569	0:15,827	0:19,094	0:07,648	0:42,507	0:15,807	0:19,144	0:07,547	0:42,514	0:15,804	0:19,122	0:07,588				
0:42,419	0:15,813	0:18,988	0:07,618	0:42,507	0:15,857	0:19,068	0:07,582	0:42,445	0:15,775	0:19,076	0:07,594	0:42,552	0:15,811	0:19,112	0:07,629				
0:42,519	0:15,810	0:19,086	0:07,623	0:42,445	0:15,775	0:19,076	0:07,594	0:42,424	0:15,786	0:19,028	0:07,610	0:42,552	0:15,811	0:19,112	0:07,629				
0:42,521	0:15,785	0:19,108	0:07,572	0:42,552	0:15,811	0:19,112	0:07,629	0:42,571	0:15,897	0:19,137	0:07,537	0:42,571	0:15,897	0:19,137	0:07,537				
0:42,578	0:15,836	0:19,170	0:07,572	0:42,571	0:15,807	0:19,137	0:07,537	0:42,567	0:15,876	0:19,144	0:07,547	0:42,567	0:15,876	0:19,144	0:07,547				
0:42,656	0:15,848	0:19,201	0:07,607	0:42,567	0:15,876	0:19,144	0:07,547	0:42,592	0:15,810	0:19,153	0:07,629	0:42,592	0:15,810	0:19,153	0:07,629				
0:42,484	0:15,845	0:19,061	0:07,578	0:42,592	0:15,810	0:19,153	0:07,629	0:42,500	0:15,851	0:19,052	0:07,597	0:42,500	0:15,851	0:19,052	0:07,597				
0:42,559	0:15,809	0:19,176	0:07,574	0:42,500	0:15,851	0:19,052	0:07,597	0:42,503	0:15,809	0:19,065	0:07,629	0:42,503	0:15,809	0:19,065	0:07,629				
0:42,519	0:15,815	0:19,107	0:07,597	0:42,514	0:15,804	0:19,122	0:07,588	0:42,533	0:15,821	0:19,070	0:07,642	0:42,533	0:15,821	0:19,070	0:07,642				
0:42,486	0:15,814	0:19,089	0:07,583	0:42,514	0:15,804	0:19,122	0:07,588												
0:42,533	0:15,821	0:19,070	0:07,642																

Snr.	Name	Country	Team	theoretisch mögliche Bestzeit	Sektion 2	Sektion 3	theoretisch mögliche Bestzeit	Sektion 1	Sektion 2	Sektion 3	Ziel
321	Denner,Emilien	FRA	CRG Holland	0:42,342							
					0:18,988	0:07,572					
					0:15,782						
					0:42,419						
											best
323	Mähler,Tobias	DEU	Kartshop Ampfing	0:42,549							
					0:15,838	0:19,085					
					0:42,605						
											0:07,626
306	Curto,Alessio	DEU	Vaier Motorsport	0:42,271							
					0:18,921	0:07,579					
					0:15,771						
					0:42,373						
											0:07,579
359	Kreutz,Patrick	DEU	RS-Motorsport	0:42,343							
					0:19,047	0:07,544					
					0:15,752						
					0:42,434						
											0:07,544
309	Kamali,Luka	DEU	TB Racing Team	0:42,314							
					0:19,028	0:07,537					
					0:15,749						
					0:42,424						

**R 18 DSKC (KZ2) Race 2**

Die schnellsten Zeiten

Ort	Nr. Fahrername	Zeit	Streckenl.	Ø Speed
Ziel	334 Lehner,Franz	0:42,124	1063 m	90,8 km/h
Sektion 1	334 Lehner,Franz	0:15,679	416 m	95,5 km/h
Sektion 2	334 Lehner,Franz	0:18,872	452 m	86,2 km/h
Sektion 3	334 Lehner,Franz	0:07,512	195 m	93,5 km/h

	Smr.305 Langenbacher,Marvin DEU RS-Motorsport		Smr.331 Kindervater,Robert DEU BIREL ART RACING KSW		Smr.352 Funda,Marcus AUT ZANCHI MOTORSPORT		Smr.302 Potman,Mark NLD CRG Holland		Smr.332 Tabakovic,Ronny DEU CKR Srl	
	theoretisch mögliche Bestzeit	Ziel	theoretisch mögliche Bestzeit	Ziel	theoretisch mögliche Bestzeit	Ziel	theoretisch mögliche Bestzeit	Ziel	theoretisch mögliche Bestzeit	Ziel
best	0:42,627	0:15,878	0:19,151	0:07,570	0:42,515	0:15,787	0:19,092	0:07,566	0:42,737	0:15,900
Runde 1	0:46,580	0:18,580	0:20,182	0:07,818	0:47,733	0:19,497	0:20,339	0:07,897	0:47,837	0:19,234
Runde 2	0:44,678	0:16,411	0:20,482	0:07,785	0:44,098	0:16,585	0:19,754	0:07,759	0:44,043	0:16,512
Runde 3	0:43,297	0:16,197	0:19,392	0:07,708	0:43,700	0:16,374	0:19,645	0:07,681	0:44,229	0:16,397
Runde 4	0:43,084	0:16,040	0:19,345	0:07,699	0:43,140	0:16,103	0:19,315	0:07,722	0:43,956	0:16,868
Runde 5	0:43,361	0:16,069	0:19,589	0:07,703	0:43,235	0:15,972	0:19,549	0:07,714	0:43,063	0:16,093
Runde 6	0:43,022	0:15,923	0:19,300	0:07,663	0:42,994	0:15,968	0:19,330	0:07,696	0:42,950	0:16,055
Runde 7	0:43,015	0:15,923	0:19,485	0:07,657	0:43,450	0:16,445	0:19,315	0:07,690	0:42,905	0:15,975
Runde 8	0:42,967	0:16,073	0:19,229	0:07,665	0:42,717	0:15,841	0:19,213	0:07,663	0:42,996	0:16,075
Runde 9	0:43,261	0:16,319	0:19,297	0:07,645	0:43,008	0:16,090	0:19,183	0:07,735	0:42,768	0:15,957
Runde 10	0:42,848	0:16,017	0:19,242	0:07,589	0:42,858	0:15,935	0:19,270	0:07,653	0:42,955	0:15,989
Runde 11	0:42,857	0:16,010	0:19,170	0:07,677	0:42,743	0:15,878	0:19,221	0:07,644	0:42,818	0:15,929
Runde 12	0:42,765	0:15,967	0:19,151	0:07,647	0:42,726	0:15,906	0:19,234	0:07,586	0:42,857	0:15,956
Runde 13	0:42,813	0:15,993	0:19,197	0:07,623	0:42,870	0:16,031	0:19,189	0:07,650	0:43,521	0:15,983
Runde 14	0:42,837	0:15,976	0:19,256	0:07,605	0:42,973	0:15,948	0:19,359	0:07,666	0:42,965	0:16,053
Runde 15	0:42,720	0:15,933	0:19,159	0:07,628	0:42,515	0:15,856	0:19,092	0:07,567	0:42,959	0:16,008
Runde 16	0:42,797	0:15,987	0:19,193	0:07,617	0:42,581	0:15,787	0:19,142	0:07,652	0:42,773	0:15,960
Runde 17	0:42,648	0:15,878	0:19,197	0:07,573	0:42,678	0:15,906	0:19,100	0:07,672	0:42,839	0:15,986
Runde 18	0:42,822	0:15,957	0:19,271	0:07,594	0:42,659	0:15,839	0:19,206	0:07,614	0:42,875	0:16,001
Runde 19	0:42,777	0:16,012	0:19,185	0:07,580	0:42,630	0:15,893	0:19,153	0:07,584	0:42,841	0:15,996
Runde 20	0:42,676	0:15,941	0:19,165	0:07,570	0:42,852	0:15,983	0:19,266	0:07,603	0:42,787	0:15,900
Runde 21	0:42,808	0:15,954	0:19,222	0:07,632	0:42,636	0:15,896	0:19,174	0:07,566	0:42,929	0:16,067
Runde 22	0:42,627	0:15,887	0:19,152	0:07,588	0:42,647	0:15,868	0:19,182	0:07,597	0:43,060	0:16,179
Runde 23	0:42,745	0:15,917	0:19,207	0:07,621	0:42,606	0:15,836	0:19,152	0:07,618	0:42,737	0:15,909
Runde 24	0:42,745	0:15,917	0:19,207	0:07,621	0:42,647	0:15,928	0:19,104	0:07,615	0:42,925	0:15,968

<p>Smr.305 Langenbacher,Marvin DEU RS-Motorsport</p> <p>theoretisch mögliche Bestzeit 0:42,599</p> <p>Ziel Sektion 1 Sektion 2 Sektion 3</p> <p>0:15,878 0:19,151 0:07,570</p> <p>best</p>	<p>Smr.331 Kindervater,Robert DEU BIREL ART RACING KSW</p> <p>theoretisch mögliche Bestzeit 0:42,445</p> <p>Ziel Sektion 1 Sektion 2 Sektion 3</p> <p>0:15,787 0:19,092 0:07,566</p>	<p>Smr.352 Funda,Marcus AUT ZANCHI MOTORSPORT</p> <p>theoretisch mögliche Bestzeit 0:42,578</p> <p>Ziel Sektion 1 Sektion 2 Sektion 3</p> <p>0:15,854 0:19,142 0:07,582</p>	<p>Smr.302 Potman,Mark NLD CRG Holland</p> <p>theoretisch mögliche Bestzeit 0:42,682</p> <p>Ziel Sektion 1 Sektion 2 Sektion 3</p> <p>0:15,940 0:19,143 0:07,599</p>	<p>Smr.332 Tabakovic,Ronny DEU CKR Srl</p> <p>theoretisch mögliche Bestzeit 0:42,697</p> <p>Ziel Sektion 1 Sektion 2 Sektion 3</p> <p>0:15,900 0:19,168 0:07,629</p>
--	--	---	--	--

R 18 DSK (KZ2) Race 2

Die schnellsten Zeiten				
Ort	Nr. Fahrername	Zeit	Streckenl.	Ø Speed
Ziel	334 Lehner,Franz	0:42,124	1063 m	90,8 km/h
Sektion 1	334 Lehner,Franz	0:15,679	416 m	95,5 km/h
Sektion 2	334 Lehner,Franz	0:18,872	452 m	86,2 km/h
Sektion 3	334 Lehner,Franz	0:07,512	195 m	93,5 km/h

	Snr.326 Baranowski, Kevin DEU Solgat Motorsport			Snr.329 Trefflows, Davids DEU SRP Racing Team			Snr.312 Metz, Tim Mika DEU CRG -Performance			Snr.369 Drewing, Pascal DEU Van Woerden Racing			Snr.318 Dresen, Andreas DEU Valter Motorsport					
	theoretisch mögliche Bestzeit	Ziel	Sektion 3	theoretisch mögliche Bestzeit	Ziel	Sektion 3	theoretisch mögliche Bestzeit	Ziel	Sektion 3	theoretisch mögliche Bestzeit	Ziel	Sektion 3	theoretisch mögliche Bestzeit	Ziel	Sektion 3			
best	0:42,694	0:15,907	0:07,559	0:42,316	0:15,699	0:07,534	0:42,638	0:15,860	0:19,101	0:07,593	0:42,711	0:15,844	0:19,116	0:07,643	0:42,629	0:15,837	0:19,143	0:07,553
Runde 1	0:47,012	0:18,842	0:07,908	0:50,017	0:20,340	0:08,004	0:47,437	0:19,047	0:20,479	0:07,911	0:48,240	0:19,880	0:20,399	0:07,961	0:48,458	0:19,237	0:21,376	0:07,845
Runde 2	0:44,183	0:16,509	0:07,746	0:44,699	0:17,140	0:07,987	0:44,125	0:16,620	0:19,660	0:07,845	0:44,308	0:16,849	0:19,655	0:07,804	0:43,801	0:16,418	0:19,618	0:07,765
Runde 3	0:44,043	0:16,703	0:07,734	0:43,539	0:16,228	0:07,857	0:44,131	0:16,691	0:19,681	0:07,759	0:44,007	0:16,398	0:19,757	0:07,852	0:43,812	0:16,287	0:19,769	0:07,756
Runde 4	0:43,826	0:16,177	0:07,827	0:43,961	0:16,696	0:07,571	0:43,536	0:16,380	0:19,463	0:07,693	0:43,629	0:16,305	0:19,621	0:07,703	0:43,710	0:16,412	0:19,616	0:07,682
Runde 5	0:44,155	0:16,160	0:07,659	0:42,787	0:16,039	0:07,666	0:43,354	0:16,080	0:19,579	0:07,695	0:43,481	0:16,082	0:19,732	0:07,667	0:43,342	0:16,117	0:19,590	0:07,635
Runde 6	0:43,011	0:16,030	0:07,626	0:43,184	0:15,852	0:07,679	0:42,960	0:15,990	0:19,303	0:07,667	0:42,899	0:15,962	0:19,212	0:07,725	0:42,867	0:15,929	0:19,327	0:07,621
Runde 7	0:42,959	0:15,972	0:07,619	0:42,887	0:15,771	0:07,943	0:43,030	0:16,033	0:19,324	0:07,673	0:42,996	0:16,022	0:19,239	0:07,735	0:42,975	0:16,062	0:19,292	0:07,621
Runde 8	0:42,984	0:15,928	0:07,638	0:43,488	0:16,239	0:07,769	0:42,964	0:15,980	0:19,313	0:07,671	0:43,050	0:15,975	0:19,431	0:07,644	0:42,985	0:16,050	0:19,382	0:07,553
Runde 9	0:42,870	0:15,952	0:07,602	0:42,459	0:15,889	0:07,601	0:42,893	0:15,991	0:19,263	0:07,639	0:42,838	0:15,954	0:19,226	0:07,658	0:43,140	0:16,043	0:19,404	0:07,693
Runde 10	0:42,824	0:15,945	0:07,599	0:42,316	0:15,736	0:07,601	0:43,102	0:16,287	0:19,203	0:07,612	0:42,935	0:16,153	0:19,138	0:07,644	0:43,348	0:15,952	0:19,245	0:08,151
Runde 11	0:42,752	0:15,907	0:07,559	0:43,052	0:16,078	0:07,599	0:42,711	0:15,872	0:19,167	0:07,672	0:42,855	0:15,860	0:19,256	0:07,739	0:42,935	0:15,858	0:19,366	0:07,711
Runde 12	0:42,984	0:15,985	0:07,670	0:42,504	0:15,813	0:07,622	0:42,898	0:15,897	0:19,324	0:07,677	0:42,940	0:15,939	0:19,298	0:07,703	0:42,629	0:15,895	0:19,143	0:07,591
Runde 13	0:43,303	0:16,018	0:07,897	0:42,657	0:15,837	0:07,704	0:43,250	0:15,987	0:19,360	0:07,903	0:43,107	0:15,919	0:19,229	0:07,959	0:42,808	0:15,837	0:19,249	0:07,722
Runde 14	0:42,987	0:16,126	0:07,576	0:43,082	0:16,100	0:07,636	0:43,099	0:16,329	0:19,166	0:07,604	0:43,171	0:16,207	0:19,287	0:07,677	0:43,474	0:16,442	0:19,373	0:07,659
Runde 15	0:43,011	0:16,032	0:07,614	0:42,871	0:15,699	0:07,691	0:42,753	0:15,861	0:19,264	0:07,628	0:43,056	0:15,844	0:19,569	0:07,643	0:42,972	0:15,920	0:19,403	0:07,649
Runde 16	0:42,977	0:15,999	0:07,741	0:42,663	0:16,024	0:07,546	0:43,304	0:16,006	0:19,224	0:08,074	0:43,283	0:16,322	0:19,308	0:07,653	0:42,978	0:16,062	0:19,314	0:07,602
Runde 17	0:42,779	0:15,939	0:07,598	0:42,850	0:15,889	0:07,696	0:42,901	0:15,954	0:19,251	0:07,696	0:42,904	0:15,879	0:19,333	0:07,692	0:42,840	0:15,923	0:19,231	0:07,686
Runde 18	0:42,941	0:16,023	0:07,625	0:42,699	0:15,940	0:07,570	0:42,638	0:15,944	0:19,101	0:07,593	0:42,717	0:15,876	0:19,185	0:07,656	0:42,817	0:15,946	0:19,310	0:07,561
Runde 19	0:42,797	0:15,970	0:07,602	0:42,573	0:15,889	0:07,595	0:42,650	0:15,860	0:19,180	0:07,610	0:42,844	0:15,858	0:19,236	0:07,750	0:42,799	0:15,891	0:19,290	0:07,618
Runde 20	0:42,694	0:15,924	0:07,607	0:42,578	0:15,847	0:07,605	0:43,060	0:16,206	0:19,107	0:07,647	0:42,730	0:15,920	0:19,132	0:07,678	0:42,890	0:16,050	0:19,245	0:07,595
Runde 21	0:42,866	0:15,952	0:07,562	0:42,802	0:15,906	0:07,580	0:42,735	0:15,891	0:19,233	0:07,611	0:42,777	0:15,884	0:19,225	0:07,668	0:42,801	0:15,854	0:19,302	0:07,645
Runde 22	0:43,083	0:16,100	0:07,626	0:43,190	0:16,195	0:07,695	0:43,098	0:16,089	0:19,306	0:07,703	0:42,711	0:15,887	0:19,116	0:07,708	0:42,830	0:15,884	0:19,321	0:07,625
Runde 23	0:42,785	0:15,940	0:07,572	0:42,760	0:15,851	0:07,680	0:42,811	0:15,900	0:19,203	0:07,708	0:42,719	0:15,869	0:19,187	0:07,663	0:42,738	0:15,883	0:19,153	0:07,702
Runde 24	0:42,887	0:15,969	0:07,620	0:42,893	0:15,931	0:07,699	0:42,836	0:15,956	0:19,165	0:07,715	0:43,019	0:15,954	0:19,400	0:07,665	0:42,801	0:15,877	0:19,331	0:07,593

Smr.326	Baranowski, Kevin DEU Solgat Motorsport	Smr.329	Trefflows, Davids DEU SRP Racing Team	Smr.312	Metz, Tim Mika DEU CRG -Performance	Smr.369	Drewing, Pascal DEU Van Woerden Racing	Smr.318	Dresen, Andreas DEU Varier Motorsport
theoretisch mögliche Bestzeit	0:42,629	theoretisch mögliche Bestzeit	0:42,212	theoretisch mögliche Bestzeit	0:42,554	theoretisch mögliche Bestzeit	0:42,603	theoretisch mögliche Bestzeit	0:42,533
Ziel	Sektion 1	Ziel	Sektion 1	Ziel	Sektion 1	Ziel	Sektion 1	Ziel	Sektion 1
best	0:15,907	0:15,699	0:18,979	0:15,860	0:19,101	0:15,844	0:19,116	0:15,837	0:19,143
	0:07,559	0:07,534	0:07,593	0:07,593	0:07,643	0:15,837	0:07,553	0:07,553	0:07,553





### R 18 DSCK (KZ2) Race 2

Die schnellsten Zeiten

Ort	Nr. Fahrername	Zeit	Streckenkil.	Ø Speed
Ziel	334 Lehner,Franz	0:42,124	1063 m	90,8 km/h
Sektion 1	334 Lehner,Franz	0:15,679	416 m	95,5 km/h
Sektion 2	334 Lehner,Franz	0:18,872	452 m	86,2 km/h
Sektion 3	334 Lehner,Franz	0:07,512	195 m	93,5 km/h

Runde	Snr.316 Schultheiss,Marcel DEU Mach1 Motorsport			Snr.304 Beyerlein,Patrick DEU BEYMO-Karttracing			Snr.301 Himmels,Yannik DEU Valier Motorsport			Snr.317 Wagner,Fabio DEU KSM Schumacher Racing Team			Snr.319 Colakovic,Nermin DEU Solgat Motorsport		
	theoretisch mögliche Bestzeit	Ziel	Sektion 3	theoretisch mögliche Bestzeit	Ziel	Sektion 3	theoretisch mögliche Bestzeit	Ziel	Sektion 3	theoretisch mögliche Bestzeit	Ziel	Sektion 3	theoretisch mögliche Bestzeit	Ziel	Sektion 3
best	0:42,600	0:15,860	0:19,093	0:42,810	0:15,895	0:19,189	0:42,722	0:15,919	0:19,115	0:42,854	0:15,927	0:19,226	0:42,793	0:15,909	0:19,175
Runde 1	0:47,540	0:19,415	0:20,247	0:48,840	0:19,529	0:21,306	0:49,794	0:20,524	0:21,361	0:49,151	0:19,783	0:21,502	0:49,074	0:19,780	0:21,226
Runde 2	0:44,282	0:16,694	0:19,621	0:44,104	0:16,361	0:19,777	0:44,410	0:17,100	0:19,626	0:43,935	0:16,437	0:19,739	0:44,910	0:17,235	0:19,809
Runde 3	0:43,814	0:16,264	0:19,713	0:43,778	0:16,354	0:19,546	0:43,830	0:16,667	0:19,401	0:43,688	0:16,274	0:19,654	0:43,583	0:16,261	0:19,467
Runde 4	0:43,684	0:16,452	0:19,477	0:43,132	0:16,187	0:19,238	0:43,943	0:16,288	0:19,905	0:43,708	0:16,359	0:19,543	0:43,782	0:16,271	0:19,827
Runde 5	0:43,155	0:16,105	0:19,407	0:43,252	0:16,105	0:19,410	0:42,847	0:16,104	0:19,128	0:43,318	0:16,125	0:19,451	0:43,564	0:16,148	0:19,709
Runde 6	0:42,816	0:15,982	0:19,158	0:43,026	0:16,087	0:19,189	0:42,864	0:16,005	0:19,193	0:43,293	0:16,022	0:19,525	0:43,225	0:16,072	0:19,447
Runde 7	0:43,038	0:16,057	0:19,294	0:42,874	0:15,910	0:19,264	0:42,722	0:15,919	0:19,188	0:43,515	0:16,353	0:19,460	0:43,084	0:15,909	0:19,360
Runde 8	0:43,025	0:16,014	0:19,385	0:42,810	0:15,907	0:19,231	0:43,469	0:16,243	0:19,428	0:43,641	0:16,186	0:19,772	0:42,992	0:15,977	0:19,328
Runde 9	0:42,657	0:15,990	0:19,093	0:42,848	0:15,916	0:19,198	0:42,945	0:16,156	0:19,211	0:43,169	0:16,268	0:19,281	0:43,009	0:16,012	0:19,330
Runde 10	0:42,730	0:15,933	0:19,187	0:43,516	0:16,050	0:19,655	0:42,990	0:16,063	0:19,184	0:42,875	0:15,927	0:19,309	0:43,080	0:16,006	0:19,396
Runde 11	0:43,000	0:16,011	0:19,315	0:42,930	0:15,909	0:19,310	0:42,888	0:16,061	0:19,164	0:43,054	0:15,996	0:19,353	0:43,095	0:16,067	0:19,387
Runde 12	0:43,329	0:16,029	0:19,300	0:42,837	0:15,897	0:19,211	0:43,057	0:16,046	0:19,287	0:42,902	0:16,020	0:19,226	0:43,017	0:16,092	0:19,189
Runde 13	0:45,356	0:16,086	0:21,649	0:42,925	0:15,898	0:19,353	0:43,081	0:16,080	0:19,397	0:43,058	0:15,953	0:19,411	0:42,948	0:16,085	0:19,215
Runde 14	0:42,817	0:16,000	0:19,214	0:42,945	0:15,925	0:19,322	0:42,925	0:15,984	0:19,298	0:43,004	0:15,964	0:19,279	0:43,271	0:16,027	0:19,391
Runde 15	0:42,678	0:15,976	0:19,095	0:42,939	0:15,954	0:19,276	0:42,072	0:16,129	0:19,365	0:42,934	0:15,964	0:19,279	0:42,996	0:16,065	0:19,185
Runde 16	0:42,860	0:15,980	0:19,219	0:43,070	0:16,014	0:19,321	0:42,995	0:16,132	0:19,262	0:43,450	0:16,092	0:19,668	0:42,906	0:16,010	0:19,247
Runde 17	0:43,134	0:16,110	0:19,462	0:43,667	0:16,036	0:19,897	0:43,044	0:16,172	0:19,246	0:43,108	0:16,078	0:19,346	0:42,793	0:15,974	0:19,175
Runde 18	0:42,770	0:16,016	0:19,196	0:43,138	0:16,011	0:19,392	0:42,786	0:15,980	0:19,181	0:43,106	0:16,051	0:19,340	0:42,976	0:16,011	0:19,242
Runde 19	0:42,665	0:15,941	0:19,165	0:43,063	0:15,934	0:19,341	0:42,774	0:15,960	0:19,166	0:43,035	0:16,101	0:19,286	0:42,886	0:15,922	0:19,314
Runde 20	0:42,776	0:16,043	0:19,163	0:43,248	0:16,224	0:19,299	0:43,300	0:16,465	0:19,231	0:43,079	0:15,986	0:19,440	0:42,866	0:15,986	0:19,194
Runde 21	0:42,822	0:15,924	0:19,219	0:42,987	0:16,038	0:19,248	0:43,194	0:16,326	0:19,245	0:43,058	0:16,052	0:19,387	0:43,019	0:15,988	0:19,392
Runde 22	0:42,715	0:15,878	0:19,257	0:42,916	0:15,947	0:19,300	0:42,793	0:16,012	0:19,136	0:43,158	0:16,192	0:19,317	0:42,820	0:15,914	0:19,231
Runde 23	0:42,600	0:15,860	0:19,152	0:43,053	0:15,935	0:19,376	0:42,990	0:16,085	0:19,231	0:42,854	0:15,932	0:19,284	0:42,862	0:16,038	0:19,186
Runde 24															

<p>Smr.316 Schultheiss,Marcel DEU Mach1 Motorsport theoretisch mögliche Bestzeit 0:42,511 Ziel Sektion 1 Sektion 2 Sektion 3 0:42,600 0:15,860 0:19,093 0:07,558</p>	<p>Smr.304 Beyerlein,Patrick DEU BEYMO-Kartracing theoretisch mögliche Bestzeit 0:42,753 Ziel Sektion 1 Sektion 2 Sektion 3 0:42,810 0:15,895 0:19,189 0:07,669</p>	<p>Smr.301 Himmels,Yannik DEU Valier Motorsport theoretisch mögliche Bestzeit 0:42,612 Ziel Sektion 1 Sektion 2 Sektion 3 0:42,722 0:15,919 0:19,115 0:07,578</p>	<p>Smr.317 Wagner,Fabio DEU KSM Schumacher Racing Team theoretisch mögliche Bestzeit 0:42,772 Ziel Sektion 1 Sektion 2 Sektion 3 0:42,854 0:15,927 0:19,226 0:07,619</p>	<p>Smr.319 Colakovic,Nermin DEU Solgat Motorsport theoretisch mögliche Bestzeit 0:42,722 Ziel Sektion 1 Sektion 2 Sektion 3 0:42,793 0:15,909 0:19,175 0:07,638</p>
best				



<p>Smr.307 Schröder,Tim DEU Mach1 Motorsport</p> <p>theoretisch mögliche Bestzeit 0:42,732 Ziel Sektion 1 Sektion 2 Sektion 3 0:15,932 0:19,203 0:07,597</p>	<p>Smr.324 De Santis,Raffaele ITA SRP Racing Team</p> <p>theoretisch mögliche Bestzeit 0:42,616 Ziel Sektion 1 Sektion 2 Sektion 3 0:42,735 0:15,908 0:19,076 0:07,632</p>	<p>Smr.320 Fredriksson,Lukas SWE JP Racing</p> <p>theoretisch mögliche Bestzeit 0:43,086 Ziel Sektion 1 Sektion 2 Sektion 3 0:43,254 0:16,068 0:19,332 0:07,686</p>	<p>Smr.327 Jonsson,Lukas SWE JP Racing</p> <p>theoretisch mögliche Bestzeit 0:43,163 Ziel Sektion 1 Sektion 2 Sektion 3 0:43,249 0:16,094 0:19,367 0:07,702</p>	<p>Smr.330 Walsh,Ian IRL Ian Walsh</p> <p>theoretisch mögliche Bestzeit 0:43,147 Ziel Sektion 1 Sektion 2 Sektion 3 0:43,350 0:16,009 0:19,400 0:07,738</p>
<p>best 0:42,732</p>				

### R 18 DSKC (KZ2) Race 2

Die schnellsten Zeiten			
Ort	Nr. Fahrername	Zeit	σ Speed
Ziel	334 Lehner,Franz	0:42,124	90,8 km/h
Sektion 1	334 Lehner,Franz	0:15,679	95,5 km/h
Sektion 2	334 Lehner,Franz	0:18,872	86,2 km/h
Sektion 3	334 Lehner,Franz	0:07,512	93,5 km/h

	Snr.358 Uber,Sebastian DEU			Snr.328 Neumann,Thomas DEU			Snr.334 Lehner,Franz AUT			Snr.335 Sager,Moritz AUT			Snr.314 Ugran,Filip Ioan ROU			
	Sebastian Uber	Thomas Neumann	theoretisch mögliche Bestzeit	theoretisch mögliche Bestzeit	BIREL ART RACING KSW	theoretisch mögliche Bestzeit	KSB RACING TEAM	theoretisch mögliche Bestzeit	R&R RACING TEAM	theoretisch mögliche Bestzeit	theoretisch mögliche Bestzeit	theoretisch mögliche Bestzeit	theoretisch mögliche Bestzeit			
best	0:42,848	0:15,944	0:19,211	0:07,571	0:42,848	0:15,808	0:18,972	0:07,574	0:42,984	0:16,040	0:19,294	0:07,617	0:42,454	0:15,836	0:18,965	0:07,573
Runde 1	0:49,877	0:20,767	0:21,260	0:07,850	0:47,258	0:19,376	0:20,040	0:07,842	0:48,798	0:19,458	0:21,421	0:07,919	0:46,948	0:19,078	0:20,032	0:07,838
Runde 2	0:44,187	0:16,517	0:19,785	0:07,885	0:44,086	0:16,405	0:19,928	0:07,753	0:44,277	0:16,474	0:19,991	0:07,812	0:44,180	0:16,621	0:19,699	0:07,860
Runde 3	0:43,507	0:16,263	0:19,494	0:07,750	0:43,277	0:16,201	0:19,320	0:07,756	0:43,838	0:16,324	0:19,740	0:07,774	0:43,428	0:16,288	0:19,423	0:07,717
Runde 4	0:43,752	0:16,249	0:19,707	0:07,796	0:43,082	0:16,018	0:19,356	0:07,708	0:44,059	0:16,108	0:19,640	0:07,659	0:42,462	0:15,836	0:19,018	0:07,608
Runde 5	0:43,303	0:16,161	0:19,419	0:07,723	0:42,986	0:16,025	0:19,215	0:07,746	0:44,816	0:17,368	0:19,659	0:07,789	0:43,049	0:16,147	0:19,243	0:07,659
Runde 6	0:44,489	0:16,475	0:19,458	0:08,556	0:42,745	0:15,970	0:19,126	0:07,649	0:43,226	0:16,048	0:19,308	0:07,636	0:42,574	0:15,887	0:18,976	0:07,711
Runde 7	0:43,444	0:16,269	0:19,509	0:07,666	0:42,885	0:15,994	0:19,152	0:07,739	0:43,034	0:16,042	0:19,315	0:07,677	0:42,689	0:15,861	0:19,202	0:07,626
Runde 8	0:43,143	0:16,137	0:19,307	0:07,699	0:42,827	0:16,126	0:19,096	0:07,605	0:43,003	0:16,054	0:19,302	0:07,647	0:42,949	0:16,198	0:19,178	0:07,573
Runde 9	0:43,044	0:16,071	0:19,292	0:07,681	0:42,529	0:15,858	0:19,071	0:07,600	0:43,003	0:16,054	0:19,302	0:07,647	0:42,536	0:15,890	0:19,031	0:07,615
Runde 10	0:43,007	0:16,055	0:19,322	0:07,630	0:42,442	0:15,808	0:18,999	0:07,635	0:43,051	0:16,052	0:19,374	0:07,625	0:42,454	0:15,881	0:18,965	0:07,608
Runde 11	0:42,906	0:15,945	0:19,280	0:07,681	0:42,745	0:15,934	0:19,108	0:07,703	0:44,119	0:16,144	0:20,295	0:07,680	0:42,713	0:15,918	0:19,171	0:07,624
Runde 12	0:42,970	0:15,962	0:19,313	0:07,695	0:42,830	0:15,895	0:19,170	0:07,765	0:43,282	0:16,161	0:19,437	0:07,684	0:42,871	0:15,986	0:19,152	0:07,733
Runde 13	0:42,945	0:16,024	0:19,225	0:07,696	0:42,790	0:16,013	0:19,119	0:07,658	0:43,213	0:16,302	0:19,294	0:07,617	0:43,279	0:15,945	0:19,106	0:08,228
Runde 14	0:43,172	0:15,983	0:19,604	0:07,585	0:42,656	0:15,926	0:19,025	0:07,705	0:43,441	0:16,041	0:19,431	0:07,969				
Runde 15	0:43,053	0:16,017	0:19,404	0:07,632	0:42,565	0:15,934	0:19,018	0:07,613	0:44,409	0:16,331	0:19,634	0:08,444				
Runde 16	1:04,973	0:15,944	0:41,198	0:07,831	0:42,563	0:15,893	0:19,094	0:07,576								
Runde 17	0:43,148	0:16,185	0:19,346	0:07,617	0:42,620	0:15,963	0:19,024	0:07,633								
Runde 18	0:43,042	0:16,056	0:19,360	0:07,626	0:42,482	0:15,869	0:19,039	0:07,574								
Runde 19	0:43,071	0:16,065	0:19,404	0:07,602	0:42,570	0:16,001	0:18,972	0:07,597								
Runde 20	0:43,088	0:16,118	0:19,328	0:07,642	0:42,584	0:15,963	0:18,997	0:07,624								
Runde 21	0:42,948	0:15,989	0:19,370	0:07,589	0:42,555	0:15,901	0:19,032	0:07,622								
Runde 22	0:42,848	0:16,066	0:19,211	0:07,571												
Runde 23	0:43,004	0:16,000	0:19,331	0:07,673												
Runde 24	0:43,279	0:16,066	0:19,459	0:07,754												

<p>Smr.358 Uber,Sebastian DEU Sebastian Uber theoretisch mögliche Bestzeit 0:42,726 Ziel Sektion 1 Sektion 2 Sektion 3 0:42,848 0:15,944 0:19,211 0:07,571</p>	<p>Smr.328 Neumann,Thomas DEU Thomas Neumann theoretisch mögliche Bestzeit 0:42,354 Ziel Sektion 1 Sektion 2 Sektion 3 0:42,442 0:15,808 0:18,972 0:07,574</p>	<p>Smr.334 Lehner,Franz AUT BIREL ART RACING KSW theoretisch mögliche Bestzeit 0:42,063 Ziel Sektion 1 Sektion 2 Sektion 3 0:42,124 0:15,679 0:18,872 0:07,512</p>	<p>Smr.335 Sager,Moritz AUT KSB RACING TEAM theoretisch mögliche Bestzeit 0:42,951 Ziel Sektion 1 Sektion 2 Sektion 3 0:42,984 0:16,040 0:19,294 0:07,617</p>	<p>Smr.314 Ugran,Filip Ioan ROU R&amp;R RACING TEAM theoretisch mögliche Bestzeit 0:42,374 Ziel Sektion 1 Sektion 2 Sektion 3 0:42,454 0:15,836 0:18,965 0:07,573</p>
best				

**R 18 DSKC (K2) Race 2**

## Die schnellsten Zeiten

Ort	Nr. Fahrername	Zeit	Streckenl.	Ø Speed
Ziel	334 Lehner,Franz	0:42,124	1063 m	90,8 km/h
Sektion 1	334 Lehner,Franz	0:15,679	416 m	95,5 km/h
Sektion 2	334 Lehner,Franz	0:18,872	452 m	86,2 km/h
Sektion 3	334 Lehner,Franz	0:07,512	195 m	93,5 km/h

Smr.333 Myszkier,Pawel  
POL

Mach1 Motorsport

theoretisch mögliche Bestzeit 0:42,932

Ziel Sektion 1 Sektion 2 Sektion 3

best 0:42,978 0:16,022 0:19,223 0:07,687

Runde 1 0:50,724 0:21,710 0:20,969 0:08,045

Runde 2 0:44,153 0:16,880 0:19,586 0:07,687

Runde 3 0:43,368 0:16,373 0:19,236 0:07,759

Runde 4 0:43,370 0:16,236 0:19,372 0:07,762

Runde 5 0:45,496 0:18,068 0:19,627 0:07,801

Runde 6 0:43,105 0:16,113 0:19,296 0:07,696

Runde 7 0:42,978 0:16,064 0:19,223 0:07,691

Runde 8 0:43,142 0:16,022 0:19,310 0:07,810

Runde 9 0:43,662 0:16,070 0:19,381 0:08,211

Runde 10

Smr.368 Hartmann,Rick  
DEU

Team NKS

theoretisch mögliche Bestzeit 1:01,469

Ziel Sektion 1 Sektion 2 Sektion 3

best 1:01,469 0:27,383 0:21,800 0:12,286

Runde 1 1:01,469 0:27,383 0:21,800 0:12,286

Smr.310 Feitzer,Dennis  
DEU

Parolin Deutschland MSR WST

theoretisch mögliche Bestzeit 0:00,000

Ziel Sektion 1 Sektion 2 Sektion 3

Ziel Sektion 1 Sektion 2 Sektion 3

DMSB-RegNr 124/2018

**R 14 DSKC (KZZ) Race 1**

Strecke / track: 1063m  
started: 34 classified: 34 not classified: 0

fastest Lap Trefilovs, Davids at: 0-42,009

Pos	St. Nr.	Fahrer Driver	Nation	Bewerber/Sponsor	Nation	Linzenz/B-Lizenz	Chassis/Motor/Reifen	Points	Runden Laps	Gesamtzeit Differenz	Abstand Gap	beste Runde best Lap	in R. in L.	o Geschw. o Speed
1	321	Denner, Emilien	FR	CRG Holland	NLD	141283E1 15521	Kali Kart / TM / Vega	25	24	17.01.553		0:42,073	8	89,9 km/h 91 km/h
2	359	Kreutz, Patrick	DEU	RS-Motorsport	DEU	IKB 1101586 KBF 1104126	CRG / TM / Vega	*	24	17.03.378 0:01,825	0:01,825	0:42,130	6	89,7 km/h 90,8 km/h
3	309	Kamali, Luka	DEU	TB Racing Team	DEU	IKB 1132678 KBF 1116906	CRG / TM / Vega	20	24	17.04.179 0:02,626	0:00,801	0:42,072	10	89,7 km/h 91 km/h
4	323	Mähler, Tobias	DEU	Kartshop Ampfing	DEU	IKC 1155185 KBF 1108764	DR / TM / Vega	16	24	17.04.803 0:03,250	0:00,624	0:42,120	6	89,6 km/h 90,9 km/h
5	328	Neumann, Thomas	DEU	Thomas Neumann	DEU	IKB 1066455 IKB 1066455	CRG / Modena / Vega	13	24	17.04.977 0:03,424	0:00,174	0:42,036	7	89,6 km/h 91 km/h
6	352	Funda, Marcus	AUT	ZANCI MOTORSPORT	ITA	JK 2051 398793	ITALCORSE / TM / Vega	*	24	17.08.769 0:07,216	0:03,792	0:42,236	12	89,3 km/h 90,6 km/h
7	305	Langenbacher, Marvin	DEU	RS-Motorsport	DEU	IKC 1152544 KBF 1104126	CRG / TM / Vega	11	24	17.10.216 0:08,663	0:01,447	0:42,352	7	89,1 km/h 90,4 km/h
8	302	Potman, Mark	NLD	CRG Holland	NLD	30972 15521	CRG / TM / Vega	10	24	17.10.619 0:09,066	0:00,403	0:42,329	11	89,1 km/h 90,4 km/h
9	331	Kindervater, Robert	DEU	BIREL ART RACING KSW	AUT	IKC 1133505 BK 102	BirelART / TM / Vega	9	24	17.11.238 0:09,685	0:00,619	0:42,240	11	89,1 km/h 90,6 km/h
10	332	Tabakovic, Ronny	DEU	CKR Srl	ITA	IKC 1148046 300098	CKR / TM / Vega	8	24	17.11.692 0:10,139	0:00,454	0:42,256	11	89 km/h 90,6 km/h
11	326	Baranowski, Kevin	DEU	Solgat Motorsport	DEU	IKC 1117565 KBF 1079882	BirelART / TM / Vega	7	24	17.13.048 0:11,495	0:01,356	0:42,266	11	88,9 km/h 90,5 km/h
12	358	Über, Sebastian	DEU	Sebastian Über	DEU	IKB 1117990 IKB 1117990	Gillard / Modena / Vega	*	24	17.15.232 0:13,679	0:02,184	0:42,388	9	88,7 km/h 90,3 km/h
13	369	Drewing, Pascal	DEU	Van Woerden Racing	DEU	IKC 1147574 KBF 1188185	Praga / TM / Vega	6	24	17.15.306 0:13,753	0:00,074	0:42,246	8	88,7 km/h 90,6 km/h
14	329	Trefilovs, Davids	DEU	SRP Racing Team	DEU	IKC1147656 KBF 1156791	CRG / TM / Vega	5	24	17.15.788 0:14,235	0:00,482	0:42,009	10	88,7 km/h 91,1 km/h
15	317	Wagner, Fabio	DEU	KSM Schumacher Racing Team	DEU	IKC 1125482 KBF 1067587	Tony Kart / Vortex / Vega	4	24	17.17.524 0:15,971	0:01,736	0:42,352	5	88,5 km/h 90,4 km/h
16	314	Ugran, Filip Ioan	ROU	R&R RACING TEAM	AUT	131 BK 031	BirelArt / TM / Vega	3	24	17.18.737 0:17,184	0:01,213	0:42,352	17	88,4 km/h 90,4 km/h
17	306	Curto, Alessio	DEU	Valier Motorsport	DEU	IKC 1125805 KBF 1063735	SODI / TM / Vega	2	24	17.18.880 0:17,327	0:00,143	0:42,464	12	88,4 km/h 90,1 km/h
18	333	Myszkier, Pawel	POL	Mach1 Motorsport	DEU	B27/208/K KBF 1005514	Mach1 / TM / Vega	1	24	17.21.851 0:20,298	0:02,971	0:42,301	21	88,2 km/h 90,5 km/h
19	312	Metz, Tim Mika	DEU	CRG-Performance	DEU	IKC 1149667 KBF 1168909	CRG / TM / Vega	0	24	17.21.946 0:20,393	0:00,095	0:42,066	8	88,1 km/h 91 km/h
20	368	Hartmann, Rick	DEU	Team NKS	DEU	IKC 1145851 KBF 1050071	DR / TM / Vega	0	24	17.23.417 0:21,864	0:01,471	0:42,640	11	88 km/h 89,7 km/h
21	318	Dresen, Andreas	DEU	Valier Motorsport	DEU	IKC 1116375 KBF 1063735	SODI / TM / Vega	0	24	17.24.919 0:23,366	0:01,502	0:42,596	11	87,9 km/h 89,8 km/h
22	301	Himmels, Yannik	DEU	Valier Motorsport	DEU	IKC 1147857 KBF 1063735	SODI / TM / Vega	0	24	17.25.514 0:23,961	0:00,595	0:42,572	10	87,8 km/h 89,9 km/h
23	316	Schultheiss, Marcel	DEU	Mach1 Motorsport	DEU	IKC 1106945 KBF 1005514	Mach1 / TM / Vega	0	24	17.25.818 0:24,265	0:00,304	0:42,477	17	87,8 km/h 90,1 km/h
24	310	Fetzer, Dennis	DEU	Parolin Deutschland MSR WST	DEU	IKC 1157082 KBF 1156015	Parolin / TM / Vega	0	24	17.28.069 0:26,516	0:02,251	0:42,540	9	87,6 km/h 90 km/h
25	357	Ott, Stefan	DEU	Kartshop Ampfing	DEU	IKC1111945 KBF 1108764	DR / TM / Vega	*	24	17.28.880 0:27,327	0:00,811	0:42,364	13	87,6 km/h 90,3 km/h
26	335	Sager, Moritz	AUT	KSB RACING TEAM	AUT	JK 2117 BK 002	Kosmic / TM / Vega	0	24	17.29.349 0:27,796	0:00,469	0:42,548	23	87,5 km/h 89,9 km/h
27	320	Fredriksson, Lukas	SWE	JP Racing	SWE	20010809007? 105	Expit / Vortex / Vega	0	24	17.30.813 0:29,260	0:01,464	0:42,706	9	87,4 km/h 89,6 km/h
28	334	Lehner, Franz	AUT	BIREL ART RACING KSW	AUT	JK 2150 BK 102	BirelART / TM / Vega	0	24	17.32.684 0:31,131	0:01,871	0:42,270	12	87,2 km/h 90,5 km/h
29	307	Schröder, Tim	DEU	Mach1 Motorsport	DEU	IKB 1079850 KBF 1005514	Mach1 / TM / Vega	0	24	17.35.103 0:33,550	0:02,419	0:42,901	22	87 km/h 89,2 km/h
30	304	Beyerlein, Patrick	DEU	BEYMO-Kartracing	DEU	IKC 1041625 KBF 1160795	CRG / TM / Vega	0	24	17.36.489 0:34,936	0:01,386	0:43,033	15	86,9 km/h 88,9 km/h
31	330	Walsh, Ian	IRL	Ian Walsh	IRL	1326 1326	Tony Kart / TM / Vega	0	24	17.36.969 0:35,416	0:00,480	0:42,986	7	86,9 km/h 89 km/h
32	327	Jonsson, Lukas	SWE	JP Racing	SWE	20000901795? 105	Expit / Vortex / Vega	0	24	17.42.303 0:40,750	0:05,334	0:43,024	22	86,5 km/h 88,9 km/h
33	319	Colakovic, Nermin	DEU	Solgat Motorsport	DEU	IKB 1165480 KBF 1079882	BirelArt / TM / Vega	0	23	16:33:251 1 R	1 R	0:42,449	11	86,6 km/h 90,2 km/h
34	324	De Santis, Raffaele	ITA	SRP Racing Team	DEU	355295 KBF 1156791	CRG / TM / Vega	0	12	9:05,046 12 R	11 R	0:42,612	11	84,3 km/h 89,8 km/h

StNr. 329,335,327,357,310 5 sec penalty Frontfaring

StNr. 312 5 sec penalty Pushing

Rennleitung: Kai Medefind Racedirektor: Thomas Lainer

Sportkommissare: Thomas Ferrero / Ulrich Bell / Robert Kühnel

Techn. Kommissare: H.-J. Dangers / M. Grasshoff / C. Schmidt / D.Pietzko / J.Lawinger / H.Höfler

Zeinahme: KART-DATA timing service Franz Schieszler / Martin Summerer / Manuela Hintner


Zeitnahme / timekeeping

control  
*Schieszler*  
Franz Schieszler



www.kart-dm.de





17	319	Solgat Motorsport Colakovic Nermin Startposition 33	17	324	SRP Racing Team De Santis Raffaele Startposition 34
16	330	Ian Walsh Walsh Ian Startposition 31	16	327	JP Racing Jonsson Lukas Startposition 32
15	307	Mach1 Motorsport Schröder Tim Startposition 29	15	304	BEYMO-Kartracing Beyerlein Patrick Startposition 30
14	320	JP Racing Fredriksson Lukas Startposition 27	14	334	BIREL ART RACING KSW Lehner Franz Startposition 28
13	357	Kartshop Ampfing Ott Stefan Startposition 25	13	335	KSB RACING TEAM Sager Moritz Startposition 26
12	316	Mach1 Motorsport Schultheiss Marcel Startposition 23	12	310	Parolin Deutschland MSR Fetzer Dennis Startposition 24
11	318	Valier Motorsport Dresen Andreas Startposition 21	11	301	Valier Motorsport Himmels Yannik Startposition 22
10	312	CRG -Performance Metz Tim Mika Startposition 19	10	368	Team NKS Hartmann Rick Startposition 20
9	306	Valier Motorsport Curto Alessio Startposition 17	9	333	Mach1 Motorsport Myszkier Pawel Startposition 18
8	317	KSM Schumacher Racing Team Wagner Fabio Startposition 15	8	314	R&R RACING TEAM Ugran Filip Ioan Startposition 16
7	369	Van Woerden Racing Drewing Pascal Startposition 13	7	329	SRP Racing Team Trefilovs Davids Startposition 14
6	326	Solgat Motorsport Baranowski Kevin Startposition 11	6	358	Sebastian Uber Uber Sebastian Startposition 12
5	331	BIREL ART RACING KSW Kindervater Robert Startposition 9	5	332	CKR Srl Tabakovic Ronny Startposition 10
4	305	RS-Motorsport Langenbacher Marvin Startposition 7	4	302	CRG Holland Potman Mark Startposition 8
3	328	Thomas Neumann Neumann Thomas Startposition 5	3	352	ZANCHI MOTORSPORT Funda Marcus Startposition 6
2	309	TB Racing Team Kamali Luka Startposition 3	2	323	Kartshop Ampfing Mähler Tobias Startposition 4
1	321	CRG Holland Denner Emilien Startposition 1	1	359	RS-Motorsport Kreutz Patrick Startposition 2



### Starting Grid 14 DSKC (KZ2) Race 2

#### Rennen 18

**R 14 DSKC (KZ2) Race 1**

Strecke / track: 1063

Fahrername Driver	Denner Emilien	Kreutz Patrick	Kamali Luka	Mähler Tobias	Neumann Thomas	Funda Marcus	Langenbacher Marvin	Potman Mark	Kindervater Robert	Tabakovic Ronny	Baranowski Kevin	Uber Sebastian
schnellste Runde in Runde	0:42,073 Rn. 8	0:42,130 Rn. 6	0:42,072 Rn. 10	0:42,120 Rn. 6	0:42,036 Rn. 7	0:42,236 Rn. 12	0:42,352 Rn. 7	0:42,329 Rn. 11	0:42,240 Rn. 11	0:42,256 Rn. 11	0:42,266 Rn. 11	0:42,388 Rn. 9
Speed	91,0 km/h	90,8 km/h	91,0 km/h	90,9 km/h	91,0 km/h	90,6 km/h	90,4 km/h	90,4 km/h	90,6 km/h	90,6 km/h	90,5 km/h	90,3 km/h
Lap 1	0:46,853	0:46,084	0:45,185	0:45,234	0:45,939	0:44,980	0:45,698	0:45,324	0:46,422	0:46,214	0:46,987	0:46,587
Lap 2	0:42,948	0:43,069	0:43,085	0:43,192	0:42,889	0:43,261	0:43,352	0:43,536	0:43,212	0:43,197	0:43,252	0:43,254
Lap 3	0:42,582	0:42,726	0:42,804	0:42,683	0:42,515	0:42,647	0:42,872	0:42,847	0:42,690	0:42,832	0:42,720	0:42,760
Lap 4	0:42,285	0:42,405	0:42,451	0:42,610	0:42,902	0:43,069	0:42,435	0:42,479	0:42,473	0:42,466	0:42,475	0:42,545
Lap 5	0:42,122	0:42,166	0:42,165	0:42,166	0:42,637	0:42,983	0:42,547	0:42,566	0:42,484	0:42,481	0:42,407	0:42,535
Lap 6	0:42,163	0:42,130	0:42,291	0:42,120	0:42,126	0:42,484	0:42,733	0:42,591	0:42,857	0:43,420	0:42,991	0:42,806
Lap 7	0:42,172	0:42,159	0:42,205	0:42,142	0:42,036	0:42,373	0:42,352	0:42,471	0:42,472	0:43,122	0:42,903	0:42,929
Lap 8	0:42,073	0:42,195	0:42,155	0:42,191	0:42,071	0:42,279	0:42,423	0:42,385	0:42,448	0:42,356	0:42,427	0:42,516
Lap 9	0:42,080	0:42,189	0:42,152	0:42,134	0:42,068	0:42,444	0:42,381	0:42,480	0:42,744	0:42,405	0:42,449	0:42,388
Lap 10	0:42,086	0:42,233	0:42,072	0:42,159	0:42,132	0:42,460	0:42,452	0:42,905	0:42,264	0:42,466	0:42,827	0:42,582
Lap 11	0:42,186	0:42,150	0:42,184	0:42,174	0:42,052	0:42,448	0:42,397	0:42,329	0:42,240	0:42,256	0:42,266	0:42,710
Lap 12	0:42,141	0:42,165	0:42,142	0:42,150	0:42,104	0:42,236	0:42,372	0:42,479	0:42,352	0:42,279	0:42,463	0:42,501
Lap 13	0:42,148	0:42,137	0:42,155	0:42,239	0:42,096	0:42,382	0:42,414	0:42,428	0:42,346	0:42,361	0:42,447	0:42,501
Lap 14	0:42,152	0:42,203	0:42,199	0:42,185	0:42,093	0:42,357	0:42,367	0:42,379	0:42,301	0:42,293	0:42,495	0:42,608
Lap 15	0:42,133	0:42,230	0:42,274	0:42,135	0:42,186	0:42,353	0:42,417	0:42,511	0:42,433	0:42,419	0:42,454	0:42,907
Lap 16	0:42,172	0:42,204	0:42,165	0:42,194	0:42,198	0:42,331	0:42,366	0:42,370	0:42,472	0:42,440	0:42,336	0:42,630
Lap 17	0:42,257	0:42,264	0:42,414	0:42,251	0:42,191	0:42,423	0:42,458	0:42,483	0:42,490	0:42,494	0:42,455	0:42,709
Lap 18	0:42,183	0:42,273	0:42,354	0:42,383	0:42,425	0:42,471	0:42,552	0:42,554	0:42,502	0:42,494	0:42,460	0:42,652
Lap 19	0:42,193	0:42,368	0:42,305	0:42,393	0:42,295	0:42,507	0:42,503	0:42,518	0:42,815	0:42,650	0:42,380	0:42,760
Lap 20	0:42,169	0:42,263	0:42,287	0:42,392	0:42,431	0:42,312	0:42,520	0:42,434	0:42,473	0:42,691	0:42,457	0:42,661
Lap 21	0:42,461	0:42,361	0:42,391	0:42,398	0:42,343	0:42,319	0:42,559	0:42,537	0:42,627	0:42,588	0:42,608	0:42,553


**R 14 DSKC (KZ2) Race 1**

Strecke / track: 1063

Fahrername Driver	Denner Emilien	Kreutz Patrick	Kamali Luka	Mähler Tobias	Neumann Thomas	Funda Marcus	Langenbacher Marvin	Potman Mark	Kindervater Robert	Tabakovic Ronny	Baranowski Kevin	Uber Sebastian
Lap 22	0:42,189	0:42,283	0:42,294	0:42,501	0:42,540	0:42,512	0:42,531	0:42,460	0:42,326	0:42,397	0:42,392	0:42,562
Lap 23	0:42,353	0:42,194	0:42,345	0:42,398	0:42,345	0:42,435	0:42,604	0:42,537	0:42,448	0:42,553	0:42,457	0:42,892
Lap 24	0:42,268	0:42,414	0:42,390	0:42,344	0:42,408	0:42,634	0:42,522	0:42,604	0:42,460	0:42,497	0:42,747	0:42,751

**R 14 DSKC (KZ2) Race 1**

Strecke / track: 1063

Fahrername Driver	Drewing Pascal	Trefilows Davids	Wagner Fabio	Ugran Filip Ioan	Curto Alessio	Myszkier Pawel	Metz Tim Mika	Hartmann Rick	Dresen Andreas	Himmels Yannik	Schultheiss Marcel	Feitzer Dennis
schnellste Runde in Runde	0:42,246 Rn. 8	0:42,009 Rn. 10	0:42,352 Rn. 5	0:42,352 Rn. 17	0:42,464 Rn. 12	0:42,301 Rn. 21	0:42,066 Rn. 8	0:42,640 Rn. 11	0:42,596 Rn. 11	0:42,572 Rn. 10	0:42,477 Rn. 17	0:42,540 Rn. 9
Speed	90,6 km/h	91,1 km/h	90,4 km/h	90,4 km/h	90,1 km/h	90,5 km/h	91,0 km/h	89,7 km/h	89,8 km/h	89,9 km/h	90,1 km/h	90,0 km/h
Lap 1	0:47,721	0:46,033	0:47,480	0:47,707	0:47,445	0:47,236	0:49,143	0:48,460	0:49,656	0:49,914	0:48,971	0:48,036
Lap 2	0:43,619	0:43,160	0:42,991	0:43,744	0:43,599	0:43,449	0:43,030	0:43,723	0:44,444	0:44,414	0:44,461	0:43,580
Lap 3	0:43,048	0:42,584	0:42,626	0:43,641	0:43,087	0:43,044	0:42,649	0:43,251	0:43,508	0:43,671	0:43,665	0:43,677
Lap 4	0:42,644	0:42,715	0:42,579	0:42,956	0:43,539	0:42,985	0:43,148	0:43,115	0:43,346	0:43,596	0:43,665	0:43,116
Lap 5	0:42,527	0:42,163	0:42,352	0:42,706	0:42,958	0:42,664	0:43,009	0:42,739	0:43,185	0:42,812	0:43,428	0:42,637
Lap 6	0:42,405	0:43,364	0:43,003	0:42,848	0:42,830	0:43,060	0:42,744	0:42,761	0:42,797	0:42,821	0:42,877	0:42,815
Lap 7	0:42,319	0:42,830	0:42,841	0:43,014	0:43,140	0:42,525	0:42,486	0:42,769	0:42,833	0:42,754	0:42,681	0:42,916
Lap 8	0:42,246	0:42,221	0:42,591	0:42,731	0:42,536	0:42,483	0:42,066	0:43,083	0:42,633	0:42,726	0:42,708	0:42,909
Lap 9	0:42,390	0:42,096	0:42,607	0:42,657	0:42,631	0:42,596	0:42,166	0:42,656	0:42,800	0:42,601	0:42,759	0:42,540
Lap 10	0:42,562	0:42,009	0:43,103	0:42,460	0:42,588	0:42,397	0:42,390	0:42,713	0:42,688	0:42,572	0:42,756	0:42,839
Lap 11	0:42,545	0:42,344	0:42,773	0:42,669	0:42,518	0:42,432	0:42,401	0:42,640	0:42,596	0:42,783	0:42,707	0:42,770
Lap 12	0:42,386	0:42,401	0:42,404	0:42,383	0:42,464	0:42,451	0:42,380	0:42,842	0:42,674	0:42,695	0:43,116	0:42,808
Lap 13	0:42,608	0:42,424	0:42,573	0:42,582	0:42,576	0:42,865	0:42,355	0:42,716	0:42,637	0:42,784	0:42,632	0:42,778
Lap 14	0:42,525	0:42,438	0:42,453	0:42,449	0:42,500	0:42,443	0:42,345	0:42,794	0:42,632	0:42,661	0:42,545	0:42,707
Lap 15	0:42,430	0:42,443	0:42,559	0:42,435	0:42,545	0:42,408	0:42,465	0:42,870	0:42,660	0:42,642	0:42,492	0:42,812
Lap 16	0:42,599	0:42,392	0:42,654	0:42,975	0:42,666	0:42,530	0:42,754	0:42,893	0:42,856	0:43,254	0:42,670	0:42,871
Lap 17	0:42,719	0:42,503	0:43,001	0:42,352	0:42,481	0:42,855	0:42,911	0:42,727	0:42,915	0:42,658	0:42,477	0:42,930
Lap 18	0:42,709	0:42,566	0:43,445	0:42,608	0:42,576	0:42,851	0:42,736	0:42,918	0:43,773	0:42,997	0:42,832	0:42,816
Lap 19	0:42,500	0:42,488	0:42,586	0:42,513	0:42,511	0:42,394	0:42,273	0:42,830	0:42,742	0:42,784	0:42,833	0:42,890
Lap 20	0:42,692	0:42,412	0:42,728	0:42,416	0:42,684	0:42,345	0:42,371	0:42,845	0:42,867	0:42,855	0:42,890	0:42,899
Lap 21	0:42,575	0:42,984	0:42,641	0:42,813	0:42,648	0:42,301	0:42,433	0:42,991	0:42,678	0:42,794	0:42,666	0:42,890


**R 14 DSKC (KZ2) Race 1**

Strecke / track: 1063

Fahrername Driver	Drewing Pascal	Trefilows Davids	Wagner Fabio	Ugran Filip Ioan	Curto Alessio	Myszkier Pawel	Metz Tim Mika	Hartmann Rick	Dresen Andreas	Himmels Yannik	Schultheiss Marcel	Feitzer Dennis
Lap 22	0:42,448	0:42,214	0:42,685	0:42,485	0:42,570	0:42,637	0:42,679	0:42,873	0:42,605	0:42,751	0:42,829	0:43,058
Lap 23	0:42,798	0:42,335	0:42,653	0:42,531	0:42,684	0:42,748	0:43,128	0:42,959	0:42,805	0:42,865	0:42,884	0:42,899
Lap 24	0:42,759	0:42,637	0:42,980	0:43,165	0:43,460	0:48,505	0:43,430	0:43,167	0:42,776	0:42,817	0:42,942	0:43,059


**R 14 DSKC (KZ2) Race 1**

Strecke / track: 1063

Fahrername Driver	Ott Stefan	Sager Moritz	Fredriksson Lukas	Lehner Franz	Schröder Tim	Beyerlein Patrick	Walsh Ian	Jonsson Lukas	Colakovic Nermin	De Santis Raffaele
schnellste Runde in Runde	0:42,364 Rn. 13	0:42,548 Rn. 23	0:42,706 Rn. 9	0:42,270 Rn. 12	0:42,901 Rn. 22	0:43,033 Rn. 15	0:42,986 Rn. 7	0:43,024 Rn. 22	0:42,449 Rn. 11	0:42,612 Rn. 11
Speed	90,3 km/h	89,9 km/h	89,6 km/h	90,5 km/h	89,2 km/h	88,9 km/h	89,0 km/h	88,9 km/h	90,2 km/h	89,8 km/h
Lap 1	0:50,161	0:50,042	0:49,883	0:49,864	0:49,306	0:50,319	0:50,290	0:49,556	0:47,126	0:48,983
Lap 2	0:45,060	0:44,270	0:45,190	0:57,762	0:44,355	0:45,092	0:45,214	0:45,226	0:43,142	0:58,507
Lap 3	0:43,200	0:43,618	0:43,832	0:43,059	0:43,672	0:44,127	0:43,811	0:44,468	0:42,850	0:42,902
Lap 4	0:43,140	0:42,892	0:43,262	0:43,007	0:43,805	0:43,277	0:43,400	0:43,401	0:42,555	0:42,682
Lap 5	0:43,716	0:43,110	0:43,152	0:43,721	0:44,210	0:43,290	0:43,296	0:43,276	0:42,483	0:43,488
Lap 6	0:42,917	0:42,796	0:43,220	0:42,609	0:43,673	0:43,513	0:44,009	0:43,473	0:42,946	0:42,650
Lap 7	0:42,482	0:42,825	0:42,900	0:42,710	0:43,175	0:43,468	0:42,986	0:43,160	0:42,834	0:42,649
Lap 8	0:42,477	0:42,847	0:42,925	0:42,548	0:43,832	0:43,589	0:43,533	0:43,267	0:42,452	0:42,775
Lap 9	0:42,826	0:42,714	0:42,706	0:42,397	0:43,016	0:43,099	0:43,093	0:43,522	0:42,461	0:42,671
Lap 10	0:42,742	0:42,656	0:42,893	0:42,410	0:43,216	0:43,115	0:43,098	0:43,169	0:43,339	0:42,753
Lap 11	0:42,716	0:42,673	0:42,729	0:42,424	0:43,209	0:43,117	0:43,195	0:43,099	0:42,449	0:42,612
Lap 12	0:42,587	0:42,665	0:42,745	0:42,270	0:43,207	0:43,158	0:43,211	0:43,035	0:42,510	0:42,612
Lap 13	0:42,364	0:42,602	0:42,863	0:42,371	0:43,104	0:43,470	0:43,401	0:43,227	0:42,543	0:44,236
Lap 14	0:42,426	0:42,744	0:42,890	0:42,594	0:43,143	0:43,089	0:43,208	0:43,249	0:42,504	
Lap 15	0:42,422	0:42,629	0:42,916	0:42,410	0:43,004	0:43,033	0:43,060	0:43,231	0:42,464	
Lap 16	0:42,644	0:42,870	0:42,967	0:42,677	0:43,291	0:43,037	0:43,240	0:43,138	0:42,653	
Lap 17	0:42,463	0:42,743	0:43,036	0:42,617	0:43,121	0:43,258	0:43,151	0:43,219	0:42,645	
Lap 18	0:42,577	0:42,765	0:42,896	0:42,579	0:43,137	0:43,103	0:43,353	0:43,333	0:43,059	
Lap 19	0:42,896	0:42,966	0:42,985	0:42,925	0:43,092	0:43,709	0:43,379	0:43,258	0:42,556	
Lap 20	0:42,805	0:42,743	0:42,960	0:42,635	0:43,168	0:43,122	0:43,137	0:43,267	0:42,602	
Lap 21	0:42,667	0:42,557	0:43,020	0:42,841	0:43,601	0:43,293	0:43,131	0:43,333	0:42,706	

## R 14 DSKC (KZ2) Race 1

Strecke / track: 1063

Fahrername Driver	Ott	Sager	Fredriksson	Lehner	Schröder	Beyerlein	Walsh	Jonsson	Colakovic	De Santis
Lap 22	Stefan 0:42,534	Moritz 0:42,606	Lukas 0:43,045	Franz 0:42,439	Tim 0:42,901	Patrick 0:43,121	Ian 0:43,185	Lukas 0:43,024	Nermin 0:42,717	Raffaele
Lap 23	0:42,561	0:42,548	0:43,129	0:42,351	0:43,150	0:43,287	0:43,293	0:43,348	0:42,920	
Lap 24	0:42,675	0:43,348	0:43,073	0:42,398	0:43,072	0:43,366	0:43,480	0:43,323		

**R 14 DSKG (KZ2) Race 1**

Ziel		Sektion 1		Sektion 2		Sektion 3	
Fahrername	Zeit	Fahrername	Zeit	Fahrername	Zeit	Fahrername	Zeit
1 329 Trefilovs, Davids	0:42,009	329 Trefilovs, Davids	0:15,636	328 Neumann, Thomas	0:18,753	329 Trefilovs, Davids	0:07,441
2 328 Neumann, Thomas	0:42,036	312 Metz, Tim Mika	0:15,639	321 Denner, Emilien	0:18,823	359 Kreutz, Patrick	0:07,474
3 312 Metz, Tim Mika	0:42,066	323 Mähler, Tobias	0:15,641	312 Metz, Tim Mika	0:18,844	352 Funda, Marcus	0:07,479
4 309 Kamali, Luka	0:42,072	321 Denner, Emilien	0:15,648	329 Trefilovs, Davids	0:18,874	309 Kamali, Luka	0:07,480
5 321 Denner, Emilien	0:42,073	369 Drawing, Pascal	0:15,650	323 Mähler, Tobias	0:18,883	328 Neumann, Thomas	0:07,490
6 323 Mähler, Tobias	0:42,120	309 Kamali, Luka	0:15,670	309 Kamali, Luka	0:18,894	326 Baranowski, Kevin	0:07,492
7 359 Kreutz, Patrick	0:42,130	331 Kindervater, Robert	0:15,675	332 Tabakovic, Ronny	0:18,896	334 Lehner, Franz	0:07,497
8 352 Funda, Marcus	0:42,236	326 Baranowski, Kevin	0:15,677	359 Kreutz, Patrick	0:18,909	323 Mähler, Tobias	0:07,505
9 331 Kindervater, Robert	0:42,240	328 Neumann, Thomas	0:15,680	352 Funda, Marcus	0:18,919	321 Denner, Emilien	0:07,508
10 369 Drawing, Pascal	0:42,246	359 Kreutz, Patrick	0:15,694	369 Drawing, Pascal	0:18,929	331 Kindervater, Robert	0:07,516
11 332 Tabakovic, Ronny	0:42,256	332 Tabakovic, Ronny	0:15,729	331 Kindervater, Robert	0:18,930	316 Schultheiss, Marcel	0:07,517
12 326 Baranowski, Kevin	0:42,266	319 Colakovic, Nermin	0:15,739	324 De Samtis, Raffaele	0:18,945	314 Ugran, Filip Ioan	0:07,518
13 334 Lehner, Franz	0:42,270	317 Wagner, Fabio	0:15,742	302 Potman, Mark	0:18,948	305 Langenbacher, Marvin	0:07,521
14 333 Myszkier, Pawel	0:42,301	334 Lehner, Franz	0:15,745	334 Lehner, Franz	0:18,957	358 Uber, Sebastian	0:07,522
15 302 Potman, Mark	0:42,329	302 Potman, Mark	0:15,749	317 Wagner, Fabio	0:18,958	319 Colakovic, Nermin	0:07,526
16 305 Langenbacher, Marvin	0:42,352	333 Myszkier, Pawel	0:15,753	319 Colakovic, Nermin	0:18,979	318 Dresen, Andreas	0:07,530
17 317 Wagner, Fabio	0:42,352	314 Ugran, Filip Ioan	0:15,757	310 Fetzer, Dennis	0:18,983	312 Metz, Tim Mika	0:07,532
18 314 Ugran, Filip Ioan	0:42,352	305 Langenbacher, Marvin	0:15,760	357 Ott, Stefan	0:18,983	333 Myszkier, Pawel	0:07,533
19 357 Ott, Stefan	0:42,364	352 Funda, Marcus	0:15,762	333 Myszkier, Pawel	0:18,987	369 Drawing, Pascal	0:07,540
20 358 Uber, Sebastian	0:42,388	357 Ott, Stefan	0:15,762	305 Langenbacher, Marvin	0:19,002	302 Potman, Mark	0:07,541
21 319 Colakovic, Nermin	0:42,449	358 Uber, Sebastian	0:15,798	314 Ugran, Filip Ioan	0:19,008	335 Sager, Moritz	0:07,541
22 306 Curto, Alessio	0:42,464	316 Schultheiss, Marcel	0:15,830	326 Baranowski, Kevin	0:19,009	324 De Samtis, Raffaele	0:07,542
23 316 Schultheiss, Marcel	0:42,477	335 Sager, Moritz	0:15,832	358 Uber, Sebastian	0:19,016	317 Wagner, Fabio	0:07,543
24 310 Fetzer, Dennis	0:42,540	324 De Samtis, Raffaele	0:15,833	306 Curto, Alessio	0:19,033	357 Ott, Stefan	0:07,557
25 335 Sager, Moritz	0:42,548	306 Curto, Alessio	0:15,837	301 Himmels, Yannik	0:19,038	310 Fetzer, Dennis	0:07,558
26 301 Himmels, Yannik	0:42,572	318 Dresen, Andreas	0:15,858	316 Schultheiss, Marcel	0:19,041	368 Hartmann, Rick	0:07,559
27 318 Dresen, Andreas	0:42,596	301 Himmels, Yannik	0:15,873	335 Sager, Moritz	0:19,052	306 Curto, Alessio	0:07,567
28 324 De Samtis, Raffaele	0:42,612	368 Hartmann, Rick	0:15,881	368 Hartmann, Rick	0:19,073	301 Himmels, Yannik	0:07,586
29 368 Hartmann, Rick	0:42,640	320 Fredriksson, Lukas	0:15,917	318 Dresen, Andreas	0:19,089	307 Schröder, Tim	0:07,607
30 320 Fredriksson, Lukas	0:42,706	310 Fetzer, Dennis	0:15,950	320 Fredriksson, Lukas	0:19,094	327 Jonsson, Lukas	0:07,618
31 307 Schröder, Tim	0:42,901	304 Beyerlein, Patrick	0:15,991	330 Walsh, Ian	0:19,158	320 Fredriksson, Lukas	0:07,623
32 330 Walsh, Ian	0:42,986	330 Walsh, Ian	0:16,000	307 Schröder, Tim	0:19,239	330 Walsh, Ian	0:07,639
33 327 Jonsson, Lukas	0:43,024	307 Schröder, Tim	0:16,036	327 Jonsson, Lukas	0:19,241	304 Beyerlein, Patrick	0:07,673
34 304 Beyerlein, Patrick	0:43,033	327 Jonsson, Lukas	0:16,054	304 Beyerlein, Patrick	0:19,290		



**R 14 DSKG (KZ2) Race 1**

Die schnellsten Zeiten

Ort	Nr. Fahrername	Zeit	Streckl.	Ø Speed
Ziel	329 Trefflows, Davids	0:42,009	1063 m	91,1 km/h
Sektion 1	329 Trefflows, Davids	0:15,636	416 m	95,8 km/h
Sektion 2	328 Neumann, Thomas	0:18,753	452 m	86,8 km/h
Sektion 3	329 Trefflows, Davids	0:07,441	195 m	94,3 km/h

	Smr.321 Denner,Emilien FRA CRG Holland			Smr.359 Kreuzt,Patrick DEU RS-Motorsport			Smr.309 Kamali,Luka DEU TB Racing Team			Smr.323 Mähler,Tobias DEU Kartshop Ampfing			Smr.328 Neumann,Thomas DEU Thomas Neumann		
	theoretisch mögliche Bestzeit	Ziel	Sektion 3	theoretisch mögliche Bestzeit	Ziel	Sektion 3	theoretisch mögliche Bestzeit	Ziel	Sektion 3	theoretisch mögliche Bestzeit	Ziel	Sektion 3	theoretisch mögliche Bestzeit	Ziel	Sektion 3
best	0:42,073	0:15,648	0:18,823	0:42,130	0:15,694	0:18,909	0:42,072	0:15,670	0:18,894	0:42,120	0:15,641	0:18,883	0:42,036	0:15,680	0:18,753
Runde 1	0:46,853	0:17,677	0:19,561	0:46,084	0:17,808	0:19,695	0:45,185	0:17,776	0:19,646	0:45,234	0:17,934	0:19,578	0:45,939	0:18,708	0:19,488
Runde 2	0:42,948	0:16,094	0:19,220	0:43,069	0:16,174	0:19,283	0:43,085	0:16,163	0:19,235	0:43,192	0:16,247	0:19,256	0:42,889	0:16,178	0:19,131
Runde 3	0:42,582	0:15,889	0:19,153	0:42,726	0:16,026	0:19,137	0:42,804	0:15,990	0:19,196	0:42,683	0:15,928	0:19,151	0:42,515	0:15,823	0:19,051
Runde 4	0:42,285	0:15,768	0:18,940	0:42,405	0:15,870	0:19,016	0:42,451	0:15,809	0:19,087	0:42,610	0:15,897	0:19,121	0:42,902	0:15,916	0:19,264
Runde 5	0:42,122	0:15,709	0:18,866	0:42,166	0:15,761	0:18,927	0:42,165	0:15,734	0:18,922	0:42,166	0:15,676	0:18,928	0:42,637	0:15,907	0:18,942
Runde 6	0:42,163	0:15,699	0:18,937	0:42,130	0:15,717	0:18,909	0:42,291	0:15,764	0:18,991	0:42,120	0:15,726	0:18,889	0:42,126	0:15,775	0:18,842
Runde 7	0:42,172	0:15,756	0:18,890	0:42,159	0:15,709	0:18,944	0:42,205	0:15,704	0:18,958	0:42,142	0:15,714	0:18,886	0:42,036	0:15,680	0:18,802
Runde 8	0:42,073	0:15,709	0:18,823	0:42,195	0:15,733	0:18,968	0:42,155	0:15,747	0:18,904	0:42,191	0:15,707	0:18,952	0:42,071	0:15,770	0:18,793
Runde 9	0:42,080	0:15,684	0:18,857	0:42,189	0:15,715	0:18,952	0:42,152	0:15,670	0:18,912	0:42,134	0:15,702	0:18,883	0:42,068	0:15,714	0:18,753
Runde 10	0:42,086	0:15,714	0:18,835	0:42,233	0:15,721	0:18,973	0:42,072	0:15,671	0:18,894	0:42,159	0:15,684	0:18,931	0:42,132	0:15,773	0:18,859
Runde 11	0:42,186	0:15,673	0:18,946	0:42,150	0:15,723	0:18,934	0:42,184	0:15,723	0:18,944	0:42,174	0:15,696	0:18,925	0:42,052	0:15,725	0:18,818
Runde 12	0:42,141	0:15,648	0:18,901	0:42,165	0:15,742	0:18,912	0:42,142	0:15,729	0:18,912	0:42,150	0:15,680	0:18,937	0:42,104	0:15,742	0:18,837
Runde 13	0:42,148	0:15,662	0:18,930	0:42,137	0:15,694	0:18,938	0:42,155	0:15,711	0:18,964	0:42,239	0:15,680	0:18,994	0:42,096	0:15,683	0:18,856
Runde 14	0:42,152	0:15,696	0:18,930	0:42,203	0:15,737	0:18,975	0:42,199	0:15,673	0:18,996	0:42,185	0:15,641	0:18,976	0:42,093	0:15,730	0:18,873
Runde 15	0:42,133	0:15,736	0:18,889	0:42,230	0:15,762	0:18,916	0:42,274	0:15,712	0:19,037	0:42,135	0:15,698	0:18,898	0:42,186	0:15,745	0:18,893
Runde 16	0:42,172	0:15,708	0:18,917	0:42,204	0:15,776	0:18,917	0:42,165	0:15,700	0:18,955	0:42,194	0:15,692	0:18,952	0:42,198	0:15,742	0:18,871
Runde 17	0:42,257	0:15,757	0:18,943	0:42,264	0:15,771	0:18,989	0:42,414	0:15,757	0:19,060	0:42,251	0:15,708	0:18,969	0:42,191	0:15,756	0:18,878
Runde 18	0:42,183	0:15,714	0:18,897	0:42,273	0:15,717	0:18,980	0:42,354	0:15,831	0:18,952	0:42,383	0:15,831	0:19,015	0:42,425	0:15,930	0:18,943
Runde 19	0:42,193	0:15,739	0:18,889	0:42,368	0:15,846	0:18,998	0:42,305	0:15,766	0:18,984	0:42,393	0:15,780	0:19,051	0:42,295	0:15,751	0:18,964
Runde 20	0:42,169	0:15,724	0:18,906	0:42,263	0:15,725	0:18,999	0:42,287	0:15,713	0:19,005	0:42,392	0:15,743	0:19,070	0:42,431	0:15,870	0:18,952
Runde 21	0:42,461	0:15,721	0:19,177	0:42,361	0:15,811	0:18,978	0:42,391	0:15,796	0:19,039	0:42,398	0:15,786	0:19,039	0:42,343	0:15,895	0:18,902
Runde 22	0:42,189	0:15,714	0:18,916	0:42,283	0:15,766	0:18,969	0:42,294	0:15,788	0:18,930	0:42,501	0:15,756	0:19,111	0:42,540	0:15,879	0:18,935
Runde 23	0:42,353	0:15,751	0:19,033	0:42,194	0:15,732	0:18,924	0:42,345	0:15,795	0:18,997	0:42,398	0:15,825	0:18,951	0:42,345	0:15,845	0:18,928
Runde 24	0:42,268	0:15,769	0:18,940	0:42,414	0:15,748	0:18,992	0:42,390	0:15,848	0:18,994	0:42,344	0:15,789	0:18,951	0:42,408	0:15,895	0:18,902

Smr.321 Denner,Emilien FRA CRG Holland	Smr.359 Kreuz,Patrick DEU RS-Motorsport	Smr.309 Kamali,Luka DEU TB Racing Team	Smr.323 Mähler,Tobias DEU Kartshop Ampting	Smr.328 Neumann,Thomas DEU Thomas Neumann
theoretisch mögliche Bestzeit 0:41,979	theoretisch mögliche Bestzeit 0:42,077	theoretisch mögliche Bestzeit 0:42,044	theoretisch mögliche Bestzeit 0:42,029	theoretisch mögliche Bestzeit 0:41,923
Ziel Sektion 1 0:15,648	Ziel Sektion 1 0:15,694	Ziel Sektion 1 0:15,670	Ziel Sektion 1 0:15,641	Ziel Sektion 1 0:15,680
Sektion 2 0:18,823	Sektion 2 0:18,909	Sektion 2 0:18,894	Sektion 2 0:18,883	Sektion 2 0:18,753
Sektion 3 0:07,508	Sektion 3 0:07,474	Sektion 3 0:07,480	Sektion 3 0:07,505	Sektion 3 0:07,490
best 0:42,073	0:42,130	0:42,072	0:42,120	0:42,036

**R 14 DSKG (KZ2) Race 1**

Die schnellsten Zeiten

Ort	Nr. Fahrername	Zeit	Streckenl.	Ø Speed
Ziel	329 Trefflows, Davids	0:42,009	1063 m	91,1 km/h
Sektion 1	329 Trefflows, Davids	0:15,636	416 m	95,8 km/h
Sektion 2	328 Neumann, Thomas	0:18,753	452 m	86,8 km/h
Sektion 3	329 Trefflows, Davids	0:07,441	195 m	94,3 km/h

Runde	Smr.352 Funda, Marcus AUT ZANCHI MOTORSPORT			Smr.305 Langenbacher, Marvin DEU RS-Motorsport			Smr.302 Poiman, Mark NLD CRG Holland			Smr.329 Trefflows, Davids DEU SRP Racing Team			Smr.331 Kindervater, Robert DEU BIREL ART RACING KSW		
	theoretisch mögliche Bestzeit	Ziel	Sektion 3	theoretisch mögliche Bestzeit	Ziel	Sektion 3	theoretisch mögliche Bestzeit	Ziel	Sektion 3	theoretisch mögliche Bestzeit	Ziel	Sektion 3	theoretisch mögliche Bestzeit	Ziel	Sektion 3
best	0:42,236	0:15,762	0:18,919	0:42,352	0:15,760	0:19,002	0:42,329	0:15,749	0:18,948	0:42,009	0:15,636	0:18,874	0:42,240	0:15,675	0:18,930
Runde 1	0:44,980	0:17,643	0:19,619	0:45,698	0:18,490	0:19,493	0:45,324	0:17,960	0:19,630	0:46,033	0:18,450	0:19,810	0:46,422	0:18,901	0:19,744
Runde 2	0:43,281	0:16,250	0:19,412	0:43,352	0:16,292	0:19,443	0:43,536	0:16,495	0:19,382	0:43,160	0:16,120	0:19,394	0:43,212	0:16,106	0:19,451
Runde 3	0:42,647	0:15,869	0:19,183	0:42,872	0:16,209	0:19,079	0:42,847	0:16,046	0:19,127	0:42,584	0:15,871	0:19,145	0:42,690	0:15,892	0:19,195
Runde 4	0:43,069	0:15,908	0:19,540	0:42,435	0:15,872	0:19,016	0:42,479	0:15,878	0:19,007	0:42,715	0:15,893	0:19,248	0:42,473	0:15,756	0:19,128
Runde 5	0:42,983	0:15,915	0:19,085	0:42,547	0:15,867	0:19,055	0:42,566	0:15,856	0:19,073	0:42,163	0:15,659	0:18,980	0:42,484	0:15,750	0:19,091
Runde 6	0:42,484	0:15,902	0:19,018	0:42,733	0:16,135	0:19,077	0:42,591	0:15,973	0:19,024	0:43,364	0:16,252	0:19,087	0:42,857	0:15,978	0:19,170
Runde 7	0:42,373	0:15,893	0:18,919	0:42,352	0:15,796	0:19,018	0:42,471	0:15,921	0:18,959	0:42,830	0:16,242	0:19,039	0:42,472	0:15,876	0:19,082
Runde 8	0:42,279	0:15,853	0:18,947	0:42,423	0:15,825	0:19,027	0:42,385	0:15,755	0:18,995	0:42,221	0:15,692	0:18,981	0:42,448	0:15,810	0:19,044
Runde 9	0:42,444	0:15,805	0:19,082	0:42,381	0:15,834	0:19,014	0:42,480	0:15,845	0:19,013	0:42,096	0:15,714	0:18,941	0:42,744	0:16,048	0:19,040
Runde 10	0:42,460	0:15,808	0:18,999	0:42,452	0:15,888	0:19,015	0:42,905	0:16,280	0:18,985	0:42,009	0:15,636	0:18,922	0:42,264	0:15,779	0:18,930
Runde 11	0:42,448	0:15,841	0:19,103	0:42,397	0:15,827	0:19,039	0:42,329	0:15,786	0:18,948	0:42,344	0:15,781	0:19,029	0:42,240	0:15,675	0:18,965
Runde 12	0:42,236	0:15,762	0:18,962	0:42,372	0:15,760	0:19,062	0:42,479	0:15,820	0:19,064	0:42,401	0:15,791	0:19,047	0:42,352	0:15,709	0:19,050
Runde 13	0:42,382	0:15,817	0:19,047	0:42,414	0:15,808	0:19,075	0:42,428	0:15,749	0:19,063	0:42,424	0:16,022	0:18,874	0:42,346	0:15,754	0:19,034
Runde 14	0:42,357	0:15,792	0:19,070	0:42,367	0:15,812	0:19,019	0:42,379	0:15,796	0:19,042	0:42,438	0:15,817	0:19,119	0:42,301	0:15,705	0:19,077
Runde 15	0:42,353	0:15,795	0:19,034	0:42,417	0:15,851	0:19,029	0:42,511	0:15,858	0:19,058	0:42,443	0:15,817	0:19,122	0:42,433	0:15,837	0:19,056
Runde 16	0:42,331	0:15,836	0:18,957	0:42,366	0:15,791	0:19,008	0:42,370	0:15,812	0:18,990	0:42,392	0:15,845	0:19,070	0:42,472	0:15,763	0:19,115
Runde 17	0:42,423	0:15,840	0:19,041	0:42,458	0:15,845	0:19,032	0:42,483	0:15,889	0:19,026	0:42,503	0:15,947	0:19,010	0:42,490	0:15,768	0:19,175
Runde 18	0:42,471	0:15,903	0:18,986	0:42,552	0:15,953	0:19,002	0:42,554	0:15,878	0:19,083	0:42,566	0:15,858	0:19,116	0:42,502	0:15,864	0:19,104
Runde 19	0:42,507	0:15,903	0:19,072	0:42,503	0:15,895	0:19,058	0:42,518	0:15,839	0:19,080	0:42,488	0:15,915	0:19,042	0:42,815	0:15,804	0:19,146
Runde 20	0:42,312	0:15,815	0:18,948	0:42,520	0:15,864	0:19,070	0:42,434	0:15,823	0:18,999	0:42,412	0:15,875	0:19,036	0:42,473	0:15,918	0:19,004
Runde 21	0:42,319	0:15,773	0:18,973	0:42,559	0:15,956	0:19,028	0:42,537	0:15,869	0:19,021	0:42,984	0:16,397	0:19,026	0:42,627	0:15,871	0:19,196
Runde 22	0:42,512	0:15,875	0:19,130	0:42,531	0:15,883	0:19,090	0:42,460	0:15,861	0:19,011	0:42,214	0:15,718	0:18,955	0:42,326	0:15,803	0:19,007
Runde 23	0:42,435	0:15,883	0:19,024	0:42,604	0:15,922	0:19,098	0:42,537	0:15,899	0:19,053	0:42,335	0:15,787	0:19,070	0:42,448	0:15,817	0:19,061
Runde 24	0:42,634	0:15,874	0:19,127	0:42,522	0:15,924	0:19,027	0:42,604	0:15,951	0:19,066	0:42,637	0:15,997	0:19,061	0:42,460	0:15,816	0:19,097

<p>Snr.352 Funda, Marcus AUT ZANCHI MOTORSPORT theoretisch mögliche Bestzeit 0:42,160 Ziel Sektion 1 Sektion 2 Sektion 3 0:42,236 0:15,762 0:18,919 0:07,479</p>	<p>Snr.305 Langenbacher, Marvin DEU RS-Motorsport theoretisch mögliche Bestzeit 0:42,283 Ziel Sektion 1 Sektion 2 Sektion 3 0:42,352 0:15,760 0:19,002 0:07,521</p>	<p>Snr.302 Poiman, Mark NLD CRG Holland theoretisch mögliche Bestzeit 0:42,238 Ziel Sektion 1 Sektion 2 Sektion 3 0:42,329 0:15,749 0:18,948 0:07,541</p>	<p>Snr.329 Trefflows, Davids DEU SRP Racing Team theoretisch mögliche Bestzeit 0:41,951 Ziel Sektion 1 Sektion 2 Sektion 3 0:42,009 0:15,636 0:18,874 0:07,441</p>	<p>Snr.331 Kindervater, Robert DEU BIREL ART RACING KSW theoretisch mögliche Bestzeit 0:42,121 Ziel Sektion 1 Sektion 2 Sektion 3 0:42,240 0:15,675 0:18,930 0:07,516</p>
<p>best 0:42,236 0:15,762 0:18,919 0:07,479</p>				

**R 14 DSKG (KZ2) Race 1**

Die schnellsten Zeiten

Ort	Nr. Fahrername	Zeit	Streckenl.	Ø Speed
Ziel	329 Trefflows, Davids	0:42,009	1063 m	91,1 km/h
Sektion 1	329 Trefflows, Davids	0:15,636	416 m	95,8 km/h
Sektion 2	328 Neumann, Thomas	0:18,753	452 m	86,8 km/h
Sektion 3	329 Trefflows, Davids	0:07,441	195 m	94,3 km/h

Runde	Snr.332 Tabakovic,Romy DEU CKR Srl			Snr.326 Baranowski, Kevin DEU Solgat Motorsport			Snr.358 Uber,Sebastian DEU Sebastian Uber			Snr.369 Drewing,Pascal DEU Van Woerden Racing			Snr.312 Metz,Tim Mika DEU CRG -Performance		
	theoretisch mögliche Bestzeit	Ziel	Sektion 3	theoretisch mögliche Bestzeit	Ziel	Sektion 3	theoretisch mögliche Bestzeit	Ziel	Sektion 3	theoretisch mögliche Bestzeit	Ziel	Sektion 3	theoretisch mögliche Bestzeit	Ziel	Sektion 3
best	0:42,256	0:15,729	0:18,896	0:42,266	0:15,677	0:19,009	0:42,492	0:42,388	0:15,798	0:19,016	0:07,522	0:42,246	0:15,650	0:18,929	0:07,540
Runde 1	0:46,214	0:18,986	0:19,503	0:46,987	0:18,973	0:20,345	0:47,669	0:46,587	0:19,048	0:19,757	0:07,782	0:47,721	0:19,563	0:20,266	0:07,892
Runde 2	0:43,197	0:16,217	0:19,308	0:43,252	0:16,182	0:19,459	0:47,611	0:43,254	0:16,195	0:19,360	0:07,699	0:43,619	0:16,341	0:19,499	0:07,779
Runde 3	0:42,832	0:16,110	0:19,137	0:42,720	0:15,918	0:19,186	0:47,616	0:42,760	0:15,964	0:19,140	0:07,656	0:43,048	0:16,008	0:19,339	0:07,701
Runde 4	0:42,466	0:15,925	0:18,953	0:42,475	0:15,897	0:19,021	0:47,557	0:42,545	0:15,932	0:19,067	0:07,546	0:42,644	0:16,003	0:19,042	0:07,599
Runde 5	0:42,481	0:15,875	0:19,014	0:42,407	0:15,866	0:19,023	0:47,518	0:42,535	0:15,804	0:19,185	0:07,546	0:42,527	0:15,876	0:19,097	0:07,554
Runde 6	0:43,420	0:16,274	0:18,896	0:42,991	0:16,164	0:19,335	0:47,492	0:42,806	0:15,957	0:19,213	0:07,636	0:42,405	0:15,985	0:18,930	0:07,540
Runde 7	0:43,122	0:16,670	0:18,901	0:42,903	0:16,170	0:19,067	0:47,666	0:42,929	0:16,306	0:19,089	0:07,534	0:42,319	0:15,772	0:18,961	0:07,586
Runde 8	0:42,405	0:15,852	0:18,969	0:42,449	0:15,834	0:19,026	0:47,589	0:42,516	0:15,829	0:19,085	0:07,602	0:42,246	0:15,650	0:19,033	0:07,563
Runde 9	0:42,466	0:15,944	0:18,973	0:42,827	0:16,152	0:19,116	0:47,559	0:42,582	0:15,850	0:19,150	0:07,582	0:42,562	0:15,993	0:19,021	0:07,548
Runde 11	0:42,256	0:15,776	0:18,921	0:42,266	0:15,677	0:19,050	0:47,539	0:42,710	0:15,820	0:19,217	0:07,673	0:42,545	0:16,005	0:18,929	0:07,611
Runde 12	0:42,279	0:15,759	0:18,945	0:42,463	0:15,784	0:19,149	0:47,530	0:42,501	0:15,813	0:19,088	0:07,600	0:42,386	0:15,794	0:18,996	0:07,596
Runde 13	0:42,361	0:15,785	0:18,982	0:42,447	0:15,788	0:19,142	0:47,517	0:42,501	0:15,810	0:19,147	0:07,544	0:42,608	0:16,011	0:19,005	0:07,592
Runde 14	0:42,293	0:15,729	0:18,997	0:42,495	0:15,861	0:19,133	0:47,501	0:42,608	0:15,847	0:19,091	0:07,670	0:42,525	0:15,852	0:19,099	0:07,574
Runde 15	0:42,419	0:15,821	0:19,024	0:42,454	0:15,847	0:19,050	0:47,557	0:42,907	0:16,192	0:19,127	0:07,588	0:42,430	0:15,874	0:18,982	0:07,574
Runde 16	0:42,440	0:15,826	0:19,030	0:42,336	0:15,782	0:19,033	0:47,521	0:42,630	0:15,879	0:19,163	0:07,588	0:42,599	0:15,938	0:19,064	0:07,597
Runde 17	0:42,494	0:15,816	0:19,074	0:42,455	0:15,824	0:19,125	0:47,506	0:42,709	0:16,000	0:19,134	0:07,575	0:42,719	0:16,020	0:19,088	0:07,611
Runde 18	0:42,494	0:15,902	0:19,002	0:42,460	0:15,815	0:19,130	0:47,515	0:42,652	0:15,892	0:19,154	0:07,606	0:42,709	0:15,904	0:19,242	0:07,563
Runde 19	0:42,650	0:15,839	0:19,038	0:42,380	0:15,751	0:19,089	0:47,540	0:42,760	0:15,898	0:19,282	0:07,580	0:42,500	0:15,780	0:19,130	0:07,590
Runde 20	0:42,691	0:16,097	0:19,001	0:42,457	0:15,793	0:19,131	0:47,533	0:42,661	0:15,916	0:19,160	0:07,585	0:42,692	0:15,906	0:19,119	0:07,667
Runde 21	0:42,588	0:15,878	0:19,107	0:42,608	0:15,953	0:19,080	0:47,575	0:42,553	0:15,868	0:19,127	0:07,558	0:42,575	0:15,925	0:19,069	0:07,581
Runde 22	0:42,397	0:15,803	0:19,017	0:42,392	0:15,793	0:19,087	0:47,512	0:42,562	0:15,798	0:19,163	0:07,601	0:42,448	0:15,895	0:19,005	0:07,548
Runde 23	0:42,553	0:15,843	0:19,115	0:42,457	0:15,865	0:19,063	0:47,529	0:42,832	0:15,960	0:19,211	0:07,661	0:42,798	0:16,001	0:19,174	0:07,623
Runde 24	0:42,497	0:15,881	0:18,987	0:42,747	0:15,933	0:19,197	0:47,617	0:42,751	0:15,870	0:19,208	0:07,673	0:42,759	0:16,003	0:19,124	0:07,632

Stmr.332	Tabakovic,Ronny DEU CKR Srl	Stmr.326	Baranowski, Kevin DEU Solgat Motorsport	Stmr.358	Uber, Sebastian DEU Sebastian Uber	Stmr.369	Drewing, Pascal DEU Van Woerden Racing	Stmr.312	Metz, Tim Mika DEU CRG -Performance
theoretisch mögliche Bestzeit	0:42,166	theoretisch mögliche Bestzeit	0:42,178	theoretisch mögliche Bestzeit	0:42,336	theoretisch mögliche Bestzeit	0:42,119	theoretisch mögliche Bestzeit	0:42,015
Ziel	Sektion 1	Sektion 1	Sektion 2	Sektion 1	Sektion 2	Sektion 1	Sektion 2	Sektion 1	Sektion 2
0:42,256	0:15,729	0:18,896	0:07,541	0:42,266	0:15,677	0:19,009	0:07,492	0:42,246	0:15,650
best				0:42,388	0:15,798	0:19,016	0:07,522	0:42,066	0:15,639
									0:18,844
									0:07,532

**R 14 DSKG (KZ2) Race 1**

Die schnellsten Zeiten

Ort	Nr. Fahrername	Zeit	Streckl.	Ø Speed
Ziel	329 Trefflows, Davids	0:42,009	1063 m	91,1 km/h
Sektion 1	329 Trefflows, Davids	0:15,636	416 m	95,8 km/h
Sektion 2	328 Neumann, Thomas	0:18,753	452 m	86,8 km/h
Sektion 3	329 Trefflows, Davids	0:07,441	195 m	94,3 km/h

	Smr.317 Wagner,Fabio DEU KSM Schumacher Racing Team			Smr.314 Ugran, Filip Ioan ROU R&R RACING TEAM			Smr.306 Curto,Alessio DEU Valier Motorsport			Smr.333 Myszkier,Pawel POL Mach 1 Motorsport			Smr.310 Feitzer,Dennis DEU Parolin Deutschland MSR WST		
	theoretisch mögliche Bestzeit	Ziel	Sektion 3	theoretisch mögliche Bestzeit	Ziel	Sektion 3	theoretisch mögliche Bestzeit	Ziel	Sektion 3	theoretisch mögliche Bestzeit	Ziel	Sektion 3	theoretisch mögliche Bestzeit	Ziel	Sektion 3
best	0:42,352	0:15,742	0:07,543	0:42,352	0:15,757	0:07,518	0:42,464	0:15,837	0:07,567	0:42,301	0:15,753	0:07,533	0:42,540	0:15,950	0:07,558
Runde 1	0:47,480	0:19,182	0:07,828	0:47,707	0:19,401	0:07,897	0:47,445	0:19,163	0:07,895	0:47,236	0:18,938	0:07,802	0:48,036	0:19,672	0:07,804
Runde 2	0:42,991	0:16,056	0:07,651	0:43,744	0:16,316	0:07,857	0:43,599	0:16,353	0:07,683	0:43,449	0:16,260	0:07,754	0:43,580	0:16,199	0:07,762
Runde 3	0:42,626	0:15,955	0:07,591	0:43,641	0:16,618	0:07,714	0:43,087	0:16,067	0:07,725	0:43,044	0:16,076	0:07,694	0:43,677	0:16,698	0:07,661
Runde 4	0:42,579	0:15,939	0:07,620	0:42,956	0:16,150	0:07,604	0:43,539	0:16,417	0:07,652	0:42,985	0:16,026	0:07,700	0:43,116	0:16,177	0:07,575
Runde 5	0:42,352	0:15,801	0:07,593	0:42,706	0:15,846	0:07,644	0:42,958	0:15,987	0:07,660	0:42,664	0:15,946	0:07,615	0:42,637	0:16,009	0:07,598
Runde 6	0:43,003	0:16,192	0:07,543	0:42,848	0:15,918	0:07,654	0:42,830	0:15,917	0:07,679	0:43,060	0:16,217	0:07,669	0:42,815	0:15,983	0:07,624
Runde 7	0:42,841	0:16,140	0:07,650	0:43,014	0:15,908	0:07,685	0:43,140	0:16,295	0:07,634	0:42,525	0:15,857	0:07,567	0:42,916	0:15,982	0:07,635
Runde 8	0:42,591	0:15,908	0:07,562	0:42,731	0:16,037	0:07,540	0:42,536	0:15,861	0:07,606	0:42,483	0:15,844	0:07,624	0:42,909	0:16,167	0:07,575
Runde 9	0:42,607	0:15,820	0:07,592	0:42,657	0:15,914	0:07,583	0:42,631	0:15,876	0:07,674	0:42,596	0:15,840	0:07,586	0:42,540	0:15,971	0:07,586
Runde 10	0:43,103	0:16,292	0:07,572	0:42,460	0:15,841	0:07,572	0:42,588	0:15,838	0:07,638	0:42,397	0:15,831	0:07,579	0:42,839	0:16,049	0:07,603
Runde 11	0:42,773	0:15,989	0:07,630	0:42,669	0:15,829	0:07,661	0:42,518	0:15,882	0:07,593	0:42,432	0:15,762	0:07,608	0:42,770	0:15,983	0:07,599
Runde 12	0:42,404	0:15,742	0:07,573	0:42,383	0:15,773	0:07,601	0:42,464	0:15,852	0:07,567	0:42,451	0:15,753	0:07,591	0:42,808	0:16,055	0:07,599
Runde 13	0:42,573	0:15,859	0:07,567	0:42,582	0:15,849	0:07,604	0:42,576	0:15,891	0:07,627	0:42,865	0:16,209	0:07,578	0:42,778	0:15,950	0:07,568
Runde 14	0:42,453	0:15,794	0:07,578	0:42,449	0:15,757	0:07,596	0:42,500	0:15,837	0:07,574	0:42,443	0:15,758	0:07,650	0:42,707	0:15,992	0:07,558
Runde 15	0:42,559	0:15,857	0:07,649	0:42,435	0:15,763	0:07,572	0:42,545	0:15,912	0:07,600	0:42,408	0:15,837	0:07,575	0:42,812	0:16,008	0:07,665
Runde 16	0:42,654	0:15,954	0:07,601	0:42,975	0:15,851	0:07,671	0:42,666	0:15,966	0:07,589	0:42,530	0:15,926	0:07,605	0:42,871	0:16,031	0:07,635
Runde 17	0:43,001	0:15,913	0:07,686	0:42,352	0:15,761	0:07,518	0:42,481	0:15,850	0:07,580	0:42,855	0:15,891	0:07,705	0:42,930	0:16,046	0:07,615
Runde 18	0:43,445	0:16,626	0:07,559	0:42,608	0:15,843	0:07,605	0:42,576	0:15,922	0:07,578	0:42,851	0:16,226	0:07,567	0:42,816	0:16,061	0:07,584
Runde 19	0:42,586	0:15,883	0:07,610	0:42,513	0:15,868	0:07,553	0:42,511	0:15,858	0:07,568	0:42,394	0:15,818	0:07,561	0:42,890	0:16,066	0:07,625
Runde 20	0:42,728	0:15,919	0:07,624	0:42,416	0:15,802	0:07,606	0:42,684	0:15,851	0:07,700	0:42,345	0:15,788	0:07,554	0:42,899	0:16,085	0:07,648
Runde 21	0:42,641	0:15,914	0:07,587	0:42,813	0:16,079	0:07,605	0:42,648	0:15,947	0:07,624	0:42,301	0:15,756	0:07,533	0:42,890	0:16,089	0:07,608
Runde 22	0:42,685	0:15,874	0:07,635	0:42,485	0:15,837	0:07,566	0:42,570	0:15,852	0:07,623	0:42,637	0:15,929	0:07,551	0:43,058	0:16,043	0:07,651
Runde 23	0:42,653	0:15,911	0:07,586	0:42,531	0:15,837	0:07,650	0:42,684	0:15,912	0:07,614	0:42,748	0:16,094	0:07,615	0:42,899	0:16,014	0:07,718
Runde 24	0:42,980	0:16,007	0:07,609	0:43,165	0:16,062	0:07,851	0:43,460	0:16,096	0:08,123	0:48,505	0:16,205	0:13,204	0:43,059	0:16,197	0:07,595

<p>Smr.317 Wagner, Fabio DEU KSM Schumacher Racing Team theoretisch mögliche Bestzeit 0:42,243 Ziel Sektion 1 Sektion 2 Sektion 3 0:42,352 0:15,742 0:18,958 0:07,543</p>	<p>Smr.314 Ugran, Filip Ioan ROU R&amp;R RACING TEAM theoretisch mögliche Bestzeit 0:42,283 Ziel Sektion 1 Sektion 2 Sektion 3 0:42,352 0:15,757 0:19,008 0:07,518</p>	<p>Smr.306 Curto, Alessio DEU Valier Motorsport theoretisch mögliche Bestzeit 0:42,437 Ziel Sektion 1 Sektion 2 Sektion 3 0:42,464 0:15,837 0:19,033 0:07,567</p>	<p>Smr.333 Myszkier, Pawel POL Mach 1 Motorsport theoretisch mögliche Bestzeit 0:42,273 Ziel Sektion 1 Sektion 2 Sektion 3 0:42,301 0:15,753 0:18,987 0:07,533</p>	<p>Smr.310 Feitzer, Dennis DEU Parolin Deutschland MSR WST theoretisch mögliche Bestzeit 0:42,491 Ziel Sektion 1 Sektion 2 Sektion 3 0:42,540 0:15,950 0:18,983 0:07,558</p>
<p>best 0:42,352 0:15,742 0:18,958 0:07,543</p>				



**R 14 DSKG (KZ2) Race 1**

Die schnellsten Zeiten

Ort	Nr. Fahrername	Zeit	Streckenl.	Ø Speed
Ziel	329 Trefflows, Davids	0:42,009	1063 m	91,1 km/h
Sektion 1	329 Trefflows, Davids	0:15,636	416 m	95,8 km/h
Sektion 2	328 Neumann, Thomas	0:18,753	452 m	86,8 km/h
Sektion 3	329 Trefflows, Davids	0:07,441	195 m	94,3 km/h

	Snr.368 Hartmann,Rick DEU Team NKS			Snr.357 Ott,Stefan DEU Kartshop Ampfing			Snr.335 Sager,Moritz AUT KSB RACING TEAM			Snr.318 Dresen,Andreas DEU Valter Motorsport			Snr.301 Himmels,Yannik DEU Valter Motorsport		
	theoretisch mögliche Bestzeit	Ziel	Sektion 3	theoretisch mögliche Bestzeit	Ziel	Sektion 3	theoretisch mögliche Bestzeit	Ziel	Sektion 3	theoretisch mögliche Bestzeit	Ziel	Sektion 3	theoretisch mögliche Bestzeit	Ziel	Sektion 3
best	0:42,640	0:15,081	0:19,073	0:42,364	0:15,762	0:18,983	0:42,548	0:15,832	0:19,052	0:42,596	0:15,858	0:19,089	0:42,572	0:15,873	0:19,038
Runde 1	0:48,460	0:19,653	0:20,872	0:50,161	0:20,503	0:21,517	0:50,042	0:20,418	0:21,430	0:49,656	0:20,173	0:21,674	0:49,914	0:20,537	0:21,290
Runde 2	0:43,723	0:16,575	0:19,411	0:45,060	0:17,044	0:19,977	0:44,270	0:16,592	0:19,843	0:44,444	0:16,707	0:19,971	0:44,414	0:16,870	0:19,661
Runde 3	0:43,251	0:16,151	0:19,390	0:43,200	0:16,132	0:19,402	0:43,618	0:16,405	0:19,519	0:43,508	0:16,213	0:19,631	0:43,671	0:16,412	0:19,418
Runde 4	0:43,115	0:16,139	0:19,299	0:43,140	0:15,990	0:19,375	0:42,892	0:16,146	0:19,124	0:43,346	0:16,157	0:19,545	0:43,596	0:16,513	0:19,327
Runde 5	0:42,739	0:16,019	0:19,150	0:43,716	0:16,185	0:19,668	0:43,110	0:16,193	0:19,251	0:43,185	0:16,138	0:19,404	0:42,812	0:16,080	0:19,115
Runde 6	0:42,761	0:16,038	0:19,085	0:42,917	0:16,234	0:19,078	0:42,796	0:16,141	0:19,055	0:42,797	0:16,045	0:19,144	0:42,821	0:16,009	0:19,088
Runde 7	0:42,769	0:15,938	0:19,150	0:42,482	0:15,815	0:19,069	0:42,825	0:16,092	0:19,112	0:42,833	0:15,958	0:19,248	0:42,754	0:16,003	0:19,090
Runde 8	0:43,083	0:16,128	0:19,310	0:42,477	0:15,762	0:19,110	0:42,847	0:16,010	0:19,087	0:42,633	0:15,957	0:19,100	0:42,726	0:15,967	0:19,062
Runde 9	0:42,656	0:15,950	0:19,073	0:42,826	0:16,098	0:19,132	0:42,714	0:15,902	0:19,209	0:42,800	0:15,945	0:19,249	0:42,601	0:15,948	0:19,043
Runde 10	0:42,713	0:15,926	0:19,159	0:42,742	0:15,899	0:19,189	0:42,656	0:15,832	0:19,215	0:42,688	0:15,892	0:19,248	0:42,572	0:15,873	0:19,038
Runde 11	0:42,640	0:15,941	0:19,099	0:42,716	0:15,853	0:19,122	0:42,673	0:15,890	0:19,183	0:42,596	0:15,956	0:19,110	0:42,783	0:15,964	0:19,200
Runde 12	0:42,842	0:15,974	0:19,244	0:42,587	0:15,881	0:19,121	0:42,665	0:16,003	0:19,095	0:42,674	0:15,943	0:19,148	0:42,695	0:15,923	0:19,149
Runde 13	0:42,716	0:15,881	0:19,264	0:42,364	0:15,818	0:18,983	0:42,602	0:15,958	0:19,092	0:42,637	0:15,875	0:19,220	0:42,784	0:15,944	0:19,232
Runde 14	0:42,794	0:16,042	0:19,168	0:42,426	0:15,793	0:19,065	0:42,744	0:15,839	0:19,276	0:42,632	0:15,858	0:19,192	0:42,661	0:15,893	0:19,131
Runde 15	0:42,870	0:15,977	0:19,268	0:42,422	0:15,765	0:19,083	0:42,629	0:16,000	0:19,067	0:42,660	0:15,935	0:19,100	0:42,642	0:15,939	0:19,111
Runde 16	0:42,893	0:15,951	0:19,279	0:42,644	0:15,932	0:19,155	0:42,870	0:16,076	0:19,168	0:42,856	0:16,087	0:19,199	0:42,254	0:16,056	0:19,612
Runde 17	0:42,727	0:15,910	0:19,200	0:42,463	0:15,827	0:19,019	0:42,743	0:15,955	0:19,163	0:42,915	0:15,942	0:19,211	0:42,658	0:15,944	0:19,108
Runde 18	0:42,918	0:16,001	0:19,312	0:42,577	0:15,926	0:19,052	0:42,765	0:16,028	0:19,159	0:43,773	0:16,615	0:19,610	0:42,997	0:15,917	0:19,455
Runde 19	0:42,830	0:15,986	0:19,235	0:42,896	0:15,974	0:19,094	0:42,966	0:15,992	0:19,120	0:42,742	0:15,971	0:19,152	0:42,784	0:16,020	0:19,124
Runde 20	0:42,845	0:16,024	0:19,262	0:42,805	0:16,089	0:19,093	0:42,743	0:16,007	0:19,126	0:42,867	0:16,036	0:19,234	0:42,855	0:16,069	0:19,156
Runde 21	0:42,991	0:16,111	0:19,225	0:42,667	0:16,020	0:19,064	0:42,557	0:15,896	0:19,111	0:42,678	0:15,887	0:19,138	0:42,794	0:15,969	0:19,155
Runde 22	0:42,873	0:16,152	0:19,137	0:42,534	0:15,808	0:19,139	0:42,606	0:15,878	0:19,162	0:42,605	0:15,926	0:19,089	0:42,751	0:15,945	0:19,188
Runde 23	0:42,959	0:16,100	0:19,267	0:42,561	0:15,968	0:19,009	0:42,548	0:15,955	0:19,052	0:42,805	0:15,972	0:19,270	0:42,865	0:15,987	0:19,269
Runde 24	0:43,167	0:16,163	0:19,340	0:42,675	0:15,859	0:19,199	0:43,348	0:15,911	0:19,845	0:42,776	0:15,947	0:19,192	0:42,817	0:15,969	0:19,198

<p>Smr.368 Hartmann, Rick DEU Team NKS</p> <p>theoretisch mögliche Bestzeit 0:42,513 Ziel Sektion 1 0:15,881 0:19,073 0:07,559 Sektion 2 Sektion 3 0:42,640 0:15,881 0:19,073 0:07,559</p>	<p>Smr.357 Ott, Stefan DEU Kartshop Ampfing</p> <p>theoretisch mögliche Bestzeit 0:42,302 Ziel Sektion 1 0:15,762 0:18,983 0:07,557 Sektion 2 Sektion 3 0:42,364 0:15,762 0:18,983 0:07,557</p>	<p>Smr.335 Soger, Moritz AUT KSB RACING TEAM</p> <p>theoretisch mögliche Bestzeit 0:42,425 Ziel Sektion 1 0:15,832 0:19,052 0:07,541 Sektion 2 Sektion 3 0:42,548 0:15,832 0:19,052 0:07,541</p>	<p>Smr.318 Dresen, Andreas DEU Valier Motorsport</p> <p>theoretisch mögliche Bestzeit 0:42,477 Ziel Sektion 1 0:15,858 0:19,089 0:07,530 Sektion 2 Sektion 3 0:42,596 0:15,858 0:19,089 0:07,530</p>	<p>Smr.301 Himmels, Yannik DEU Valier Motorsport</p> <p>theoretisch mögliche Bestzeit 0:42,497 Ziel Sektion 1 0:15,873 0:19,038 0:07,586 Sektion 2 Sektion 3 0:42,572 0:15,873 0:19,038 0:07,586</p>
<p>best 0:42,640 0:15,881 0:19,073 0:07,559</p>				



### R 14 DSKG (KZ2) Race 1

Die schnellsten Zeiten

Ort	Nr. Fahrername	Zeit	Streckenl.	n-Speed
Ziel	329 Trefflows, Davids	0:42,009	1063 m	91,1 km/h
Sektion 1	329 Trefflows, Davids	0:15,636	416 m	95,8 km/h
Sektion 2	328 Neumann, Thomas	0:18,753	452 m	86,8 km/h
Sektion 3	329 Trefflows, Davids	0:07,441	195 m	94,3 km/h

Snr.316 Schultheiss, Marcel DEU Mach 1 Motorsport		Snr.320 Fredriksson, Lukas SWE JP Racing		Snr.334 Lehner, Franz AUT BIREL ART RACING KSW		Snr.307 Schröder, Tim DEU Mach 1 Motorsport		Snr.304 Beyerlein, Patrick DEU BEYMO-Karttracing	
theoretisch mögliche Bestzeit	Ziel	theoretisch mögliche Bestzeit	Ziel	theoretisch mögliche Bestzeit	Ziel	theoretisch mögliche Bestzeit	Ziel	theoretisch mögliche Bestzeit	Ziel
Sektion 1	Sektion 2	Sektion 1	Sektion 2	Sektion 1	Sektion 2	Sektion 1	Sektion 2	Sektion 1	Sektion 2
0:42,477	0:15,930	0:19,041	0:07,517	0:42,706	0:15,917	0:19,094	0:07,623	0:43,033	0:15,991
0:48,971	0:19,641	0:21,250	0:08,080	0:49,883	0:20,125	0:21,721	0:08,037	0:50,319	0:20,327
0:44,461	0:16,975	0:19,728	0:07,758	0:45,190	0:17,390	0:20,011	0:07,789	0:45,092	0:17,085
0:43,665	0:16,455	0:19,506	0:07,704	0:43,832	0:16,453	0:19,678	0:07,701	0:44,127	0:16,179
0:43,665	0:16,584	0:19,428	0:07,653	0:43,262	0:16,162	0:19,246	0:07,854	0:43,277	0:16,064
0:43,428	0:16,321	0:19,500	0:07,607	0:43,152	0:16,039	0:19,464	0:07,649	0:43,290	0:16,101
0:42,877	0:16,081	0:19,213	0:07,583	0:43,220	0:16,015	0:19,522	0:07,683	0:43,513	0:16,178
0:42,681	0:15,926	0:19,207	0:07,548	0:42,900	0:15,984	0:19,191	0:07,725	0:43,468	0:16,266
0:42,708	0:15,977	0:19,148	0:07,583	0:42,925	0:16,072	0:19,157	0:07,696	0:43,589	0:16,076
0:42,759	0:16,066	0:19,150	0:07,543	0:42,706	0:15,989	0:19,094	0:07,623	0:43,099	0:16,067
0:42,756	0:15,979	0:19,241	0:07,536	0:42,893	0:16,057	0:19,124	0:07,712	0:43,115	0:16,061
0:42,707	0:15,964	0:19,144	0:07,599	0:42,729	0:15,945	0:19,119	0:07,665	0:43,117	0:16,068
0:43,116	0:15,971	0:19,570	0:07,575	0:42,745	0:15,917	0:19,193	0:07,635	0:43,158	0:16,095
0:42,632	0:15,917	0:19,191	0:07,524	0:42,863	0:15,988	0:19,174	0:07,701	0:43,470	0:16,192
0:42,545	0:15,830	0:19,174	0:07,541	0:42,890	0:15,952	0:19,188	0:07,750	0:43,089	0:16,012
0:42,492	0:15,871	0:19,104	0:07,517	0:42,916	0:15,950	0:19,204	0:07,762	0:43,033	0:16,042
0:42,670	0:15,936	0:19,192	0:07,542	0:42,967	0:15,990	0:19,165	0:07,812	0:43,037	0:16,018
0:42,477	0:15,857	0:19,041	0:07,579	0:43,036	0:16,102	0:19,242	0:07,692	0:43,258	0:16,068
0:42,832	0:15,877	0:19,385	0:07,570	0:42,896	0:15,947	0:19,166	0:07,783	0:43,103	0:16,067
0:42,833	0:16,097	0:19,187	0:07,549	0:42,985	0:16,030	0:19,299	0:07,656	0:43,709	0:16,155
0:42,890	0:16,070	0:19,247	0:07,573	0:42,960	0:15,999	0:19,255	0:07,706	0:43,122	0:15,991
0:42,666	0:15,958	0:19,108	0:07,600	0:43,020	0:16,060	0:19,259	0:07,701	0:43,293	0:16,166
0:42,829	0:16,085	0:19,152	0:07,592	0:43,045	0:16,066	0:19,262	0:07,717	0:43,121	0:16,029
0:42,884	0:16,022	0:19,279	0:07,583	0:43,129	0:16,084	0:19,316	0:07,729	0:43,287	0:16,137
0:42,942	0:15,975	0:19,285	0:07,682	0:43,073	0:16,041	0:19,301	0:07,731	0:43,366	0:16,172

<p>Stnr.316 Schultheiss,Marcel DEU Mach1 Motorsport</p> <p>theoretisch mögliche Bestzeit 0:42,388 Ziel Sektion 1 Sektion 2 Sektion 3 0:42,477 0:15,830 0:19,041 0:07,517</p>	<p>Stnr.320 Fredriksson,Lukas SWE JP Racing</p> <p>theoretisch mögliche Bestzeit 0:42,634 Ziel Sektion 1 Sektion 2 Sektion 3 0:42,706 0:15,917 0:19,094 0:07,623</p>	<p>Stnr.334 Lehner,Franz AUT BIREL ART RACING KSW</p> <p>theoretisch mögliche Bestzeit 0:42,199 Ziel Sektion 1 Sektion 2 Sektion 3 0:42,270 0:15,745 0:18,957 0:07,497</p>	<p>Stnr.307 Schröder,Tim DEU Mach1 Motorsport</p> <p>theoretisch mögliche Bestzeit 0:42,882 Ziel Sektion 1 Sektion 2 Sektion 3 0:42,901 0:16,036 0:19,239 0:07,607</p>	<p>Stnr.304 Beyerlein,Patrick DEU BEYMO-Kartracing</p> <p>theoretisch mögliche Bestzeit 0:42,954 Ziel Sektion 1 Sektion 2 Sektion 3 0:43,033 0:15,991 0:19,290 0:07,673</p>
<p>best</p>				

**R 14 DSKG (KZ2) Race 1**

Die schnellsten Zeiten

Ort	Nr. Fahrername	Zeit	Streckenl.	Ø Speed
Ziel	329 Trefflows, Davids	0:42,009	1063 m	91,1 km/h
Sektion 1	329 Trefflows, Davids	0:15,636	416 m	95,8 km/h
Sektion 2	328 Neumann, Thomas	0:18,753	452 m	86,8 km/h
Sektion 3	329 Trefflows, Davids	0:07,441	195 m	94,3 km/h

best	Smr.330 Walsh, Ian IRL Ian Walsh			Smr.327 Jonsson, Lukas SWE JP Racing			Smr.319 Colakovic, Nermin DEU Solgat Motorsport			Smr.324 De Santis, Raffaele ITA SRP Racing Team		
	theoretisch mögliche Bestzeit	Ziel	Sektion 3	theoretisch mögliche Bestzeit	Ziel	Sektion 3	theoretisch mögliche Bestzeit	Ziel	Sektion 3	theoretisch mögliche Bestzeit	Ziel	Sektion 3
Runde 1	0:50,290	0:20,246	0:08,427	0:49,556	0:19,803	0:07,967	0:47,126	0:19,544	0:19,789	0:49,983	0:20,060	0:07,793
Runde 2	0:45,214	0:17,435	0:07,859	0:45,226	0:17,484	0:07,863	0:43,142	0:16,162	0:19,291	0:50,507	0:30,693	0:07,689
Runde 3	0:43,811	0:16,250	0:07,765	0:44,468	0:16,408	0:07,793	0:42,850	0:15,995	0:19,211	0:42,902	0:16,194	0:07,543
Runde 4	0:43,400	0:16,244	0:07,744	0:43,401	0:16,146	0:07,795	0:42,555	0:15,902	0:19,127	0:42,682	0:16,003	0:07,583
Runde 5	0:43,296	0:16,060	0:07,813	0:43,276	0:16,104	0:07,668	0:42,483	0:15,739	0:19,148	0:43,488	0:16,023	0:07,771
Runde 6	0:44,009	0:16,400	0:07,699	0:43,473	0:16,134	0:07,880	0:42,946	0:16,221	0:19,027	0:42,650	0:15,984	0:07,546
Runde 7	0:42,986	0:16,057	0:07,717	0:43,160	0:16,065	0:07,752	0:42,834	0:16,130	0:19,114	0:42,649	0:15,920	0:07,563
Runde 8	0:43,533	0:16,134	0:07,762	0:43,267	0:16,089	0:07,773	0:42,452	0:15,804	0:19,075	0:42,775	0:16,082	0:07,593
Runde 9	0:43,093	0:16,296	0:07,639	0:43,522	0:16,553	0:07,685	0:42,461	0:15,857	0:18,979	0:42,671	0:16,165	0:07,561
Runde 10	0:43,098	0:16,157	0:07,693	0:43,169	0:16,149	0:07,644	0:43,339	0:16,516	0:19,227	0:42,753	0:16,026	0:07,583
Runde 11	0:43,195	0:16,134	0:07,687	0:43,099	0:16,165	0:07,662	0:42,449	0:15,746	0:19,064	0:42,612	0:15,999	0:07,542
Runde 12	0:43,211	0:16,079	0:07,705	0:43,035	0:16,065	0:07,646	0:42,510	0:15,836	0:19,010	0:44,236	0:15,883	0:09,327
Runde 13	0:43,401	0:16,206	0:07,828	0:43,227	0:16,054	0:07,796	0:42,543	0:15,922	0:19,071	0:42,664	0:15,833	0:09,327
Runde 14	0:43,208	0:16,191	0:07,747	0:43,249	0:16,200	0:07,664	0:42,504	0:15,810	0:19,124	0:42,570	0:15,833	0:09,327
Runde 15	0:43,060	0:16,068	0:07,695	0:43,231	0:16,106	0:07,740	0:42,464	0:15,850	0:19,051	0:42,563	0:15,833	0:09,327
Runde 16	0:43,240	0:16,094	0:07,686	0:43,138	0:16,103	0:07,696	0:42,653	0:15,879	0:19,079	0:42,695	0:15,833	0:09,327
Runde 17	0:43,151	0:16,092	0:07,734	0:43,219	0:16,116	0:07,765	0:42,645	0:15,913	0:19,137	0:42,695	0:15,833	0:09,327
Runde 18	0:43,353	0:16,061	0:08,022	0:43,333	0:16,281	0:07,709	0:43,059	0:15,899	0:19,565	0:43,059	0:15,899	0:07,595
Runde 19	0:43,379	0:16,128	0:07,777	0:43,258	0:16,189	0:07,647	0:42,556	0:15,901	0:19,088	0:42,567	0:15,901	0:07,567
Runde 20	0:43,137	0:16,000	0:07,737	0:43,267	0:16,144	0:07,660	0:42,602	0:15,839	0:19,166	0:42,602	0:15,839	0:07,597
Runde 21	0:43,131	0:16,001	0:07,722	0:43,333	0:16,122	0:07,685	0:42,706	0:16,000	0:19,068	0:42,706	0:16,000	0:07,638
Runde 22	0:43,185	0:16,031	0:07,770	0:43,024	0:16,165	0:07,618	0:42,717	0:15,912	0:19,141	0:42,717	0:15,912	0:07,664
Runde 23	0:43,293	0:16,187	0:07,674	0:43,348	0:16,066	0:07,700	0:42,920	0:16,037	0:19,204	0:42,920	0:16,037	0:07,679
Runde 24	0:43,480	0:16,115	0:07,837	0:43,323	0:16,289	0:07,689	0:43,323	0:16,289	0:19,345	0:43,323	0:16,289	0:07,689

Smr.330 Walsh,Ian IRL Ian Walsh	Smr.327 Jonsson,Lukas SWE JP Racing	Smr.319 Colakovic,Nermin DEU Solgat Motorsport	Smr.324 De Santis,Raffaele ITA SRP Racing Team
theoretisch mögliche Bestzeit 0:42,797	theoretisch mögliche Bestzeit 0:42,913	theoretisch mögliche Bestzeit 0:42,244	theoretisch mögliche Bestzeit 0:42,320
Ziel Sektion 1 0:19,158	Ziel Sektion 1 0:16,054	Ziel Sektion 1 0:15,739	Ziel Sektion 1 0:15,833
Ziel Sektion 2 0:07,639	Ziel Sektion 2 0:19,241	Ziel Sektion 2 0:18,979	Ziel Sektion 2 0:18,945
Ziel Sektion 3 0:42,986	Ziel Sektion 3 0:43,024	Ziel Sektion 3 0:42,449	Ziel Sektion 3 0:42,612
best			Ziel Sektion 3 0:07,542

Strecke / track: 1063m  
 started: 34 classified: 34 not classified: 0

Pos	Str. Nr.	Fahrer Driver	Nation	Bewerber/Sponsor	Nation	Lizenz/B-Lizenz	Chassis/Motor/Reifen	Runden Laps	Gesamtheit Differenz	Abstand Gap	beste Runde best Lap	in R. in L.	o Geschw. o Speed
1	321	Denner, Emilien	FRA	CRG Holland	NLD	141283E1 15521	Kali Kart / TM / Vega	11			0:41,941	10	91,2 km/h
2	309	Kamali, Luka	DEU	TB Racing Team	DEU	IKB 1132678 KBF 1116906	CRG / TM / Vega	12	0:00,086	0:00,086	0:42,027	9	91,1 km/h
3	334	Lehner, Franz	AUT	BIREL ART RACING KSW	AUT	JK 2150 BK 102	BirelART / TM / Vega	12	0:00,139	0:00,053	0:42,080	9	90,9 km/h
4	359	Kreutz, Patrick	DEU	RS-Motorsport	DEU	IKB 1101586 KBF 1104126	CRG / TM / Vega	12	0:00,179	0:00,040	0:42,120	9	90,9 km/h
5	314	Ugran, Filip Ioan	ROU	R&R RACING TEAM	AUT	13i BK 031	BirelArt / TM / Vega	12	0:00,288	0:00,109	0:42,229	12	90,6 km/h
6	369	Drewing, Pascal	DEU	Van Woerden Racing	DEU	IKC 1147574 KBF 1188185	Praga / TM / Vega	12	0:00,306	0:00,018	0:42,247	10	90,6 km/h
7	352	Funda, Marcus	AUT	ZANCHI MOTORSPORT	ITA	JK 2051 398793	ITALCORSE / TM / Vega	12	0:00,336	0:00,030	0:42,277	9	90,5 km/h
8	331	Kindervater, Robert	DEU	BIREL ART RACING KSW	AUT	IKC 1133505 BK 102	BirelART / TM / Vega	12	0:00,344	0:00,008	0:42,285	12	90,5 km/h
9	328	Neumann, Thomas	DEU	Thomas Neumann	DEU	IKB 1066455 IKB 1066455	CRG / Modena / Vega	11	0:00,399	0:00,055	0:42,340	11	90,4 km/h
10	306	Curto, Alessio	DEU	Valier Motorsport	DEU	IKC 1125805 KBF 1063735	SODI / TM / Vega	12	0:00,452	0:00,053	0:42,393	11	90,3 km/h
11	323	Mähler, Tobias	DEU	Kartshop Ampfing	DEU	IKC 1155185 KBF 1108764	DR / TM / Vega	12	0:00,452	0:00,000	0:42,393	10	90,3 km/h
12	317	Wagner, Fabio	DEU	KSM Schumacher Racing Team	DEU	IKC 1125482 KBF 1067587	Tony Kart / Vortex / Vega	12	0:00,462	0:00,010	0:42,403	8	90,2 km/h
13	326	Baranowski, Kevin	DEU	Solgat Motorsport	DEU	IKC 1117569 KBF 1079882	BirelART / TM / Vega	11	0:00,474	0:00,012	0:42,415	10	90,2 km/h
14	329	Trefilovs, Davids	DEU	SRP Racing Team	DEU	IKC1147656 KBF 1156791	CRG / TM / Vega	11	0:00,480	0:00,006	0:42,421	10	90,2 km/h
15	312	Metz, Tim Mika	DEU	CRG -Performance	DEU	IKC 1149667 KBF 1168909	CRG / TM / Vega	12	0:00,534	0:00,054	0:42,475	11	90,1 km/h
16	305	Langenbacher, Marvin	DEU	RS-Motorsport	DEU	IKC 1152544 KBF 1104126	CRG / TM / Vega	12	0:00,574	0:00,040	0:42,515	12	90,0 km/h
17	324	De Santis, Raffaele	ITA	SRP Racing Team	DEU	355299 KBF 1156791	CRG / TM / Vega	11	0:00,643	0:00,069	0:42,584	10	89,9 km/h
18	316	Schultheiss, Marcel	DEU	Mach1 Motorsport	DEU	IKC 1106945 KBF 1005514	Mach1 / TM / Vega	13	0:00,671	0:00,028	0:42,612	10	89,8 km/h
19	319	Colakovic, Nermin	DEU	Solgat Motorsport	DEU	IKB 1165480 KBF 1079882	BirelArt / TM / Vega	12	0:00,679	0:00,008	0:42,620	9	89,8 km/h
20	333	Myszkier, Pawel	POL	Mach1 Motorsport	DEU	B27/208/K KBF 1005514	Mach1 / TM / Vega	10	0:00,692	0:00,013	0:42,633	9	89,8 km/h
21	318	Dresen, Andreas	DEU	Valier Motorsport	DEU	IKC 1116375 KBF 1063735	SODI / TM / Vega	12	0:00,692	0:00,000	0:42,633	12	89,8 km/h
22	320	Fredriksson, Lukas	SWE	JP Racing	SWE	200108090073 105	Exprit / Vortex / Vega	11	0:00,693	0:00,001	0:42,634	7	89,8 km/h
23	358	Über, Sebastian	DEU	Sebastian Über	DEU	IKB 1117990 IKB 1117990	Gillard / Modena / Vega	12	0:00,703	0:00,010	0:42,644	10	89,7 km/h
24	368	Hartmann, Rick	DEU	Team NKS	DEU	IKC 1145851 KBF 1050071	DR / TM / Vega	12	0:00,727	0:00,024	0:42,668	12	89,7 km/h
25	335	Sager, Moritz	AUT	KSB RACING TEAM	AUT	JK 2117 BK 002	Kosmic / TM / Vega	11	0:00,755	0:00,028	0:42,696	10	89,6 km/h
26	332	Tabakovic, Ronny	DEU	CKR Srl	ITA	IKC 1148046 300098	CKR / TM / Vega	10	0:00,808	0:00,053	0:42,749	8	89,5 km/h
27	310	Fetzer, Dennis	DEU	Parolin Deutschland MSR WST	DEU	IKC 1157082 KBF 1156015	Parolin / TM / Vega	11	0:00,853	0:00,045	0:42,794	7	89,4 km/h
28	304	Beyerlein, Patrick	DEU	BEYMO-Karttracing	DEU	IKC 1041625 KBF 1160795	CRG / TM / Vega	12	0:00,909	0:00,056	0:42,850	9	89,3 km/h
29	302	Potman, Mark	NLD	CRG Holland	NLD	30972 15521	CRG / TM / Vega	12	0:00,948	0:00,039	0:42,889	11	89,2 km/h
30	357	Ott, Stefan	DEU	Kartshop Ampfing	DEU	IKC111949 KBF 1108764	DR / TM / Vega	7	0:01,113	0:00,165	0:43,054	6	88,9 km/h
31	301	Himmels, Yannik	DEU	Valier Motorsport	DEU	IKC 1147857 KBF 1063735	SODI / TM / Vega	12	0:01,132	0:00,019	0:43,073	8	88,8 km/h
32	307	Schröder, Tim	DEU	Mach1 Motorsport	DEU	IKB 1079850 KBF 1005514	Mach1 / TM / Vega	12	0:01,189	0:00,057	0:43,130	7	88,7 km/h
33	327	Jonsson, Lukas	SWE	JP Racing	SWE	2000009017955 105	Exprit / Vortex / Vega	12	0:01,310	0:00,121	0:43,251	10	88,5 km/h
34	330	Walsh, Ian	IRL	Ian Walsh	IRL	1326 1326	Tony Kart / TM / Vega	11	0:02,286	0:00,976	0:44,227	8	86,5 km/h

Rennleitung: Kai Medefind Racedirektor: Thomas Lainer  
 Sportkommissare: Thomas Ferrero / Ulrich Bell / Robert Kühnel  
 Techn. Kommissare: H.-J. Dangers / M. Grasshoff / C. Schmidt / D.Pietzko / J.Lawinger / H.Höfler  
 Zeitnahme: KART-DATA timing service Franz Schieszler / Martin Summerer / Manuela Hintner

## Warm Up DSKG (KZZ)

Strecke / track: 1063      started: 34      classified: 34      not classified: 0

Fahrername Driver	Denner Emilien	Kamali Luka	Lehner Franz	Kreutz Patrick	Ugran Filip Ioan	Drawing Pascal	Funda Marcus	Kindervater Robert	Neumann Thomas	Curto Alessio	Mähler Tobias	Wagner Fabio
schnellste Runde in Runde	0:41,941 Rn. 10	0:42,027 Rn. 9	0:42,080 Rn. 9	0:42,120 Rn. 9	0:42,229 Rn. 12	0:42,247 Rn. 10	0:42,277 Rn. 9	0:42,285 Rn. 12	0:42,340 Rn. 11	0:42,393 Rn. 11	0:42,393 Rn. 10	0:42,403 Rn. 8
Speed	91,2 km/h	91,1 km/h	90,9 km/h	90,9 km/h	90,6 km/h	90,6 km/h	90,5 km/h	90,5 km/h	90,4 km/h	90,3 km/h	90,3 km/h	90,2 km/h
Lap 1	1:03,203	0:50,462	0:58,488	0:49,911	0:49,096	0:51,769	0:58,196	0:58,334	0:55,739	0:51,717	0:51,154	0:48,332
Lap 2	0:59,216	0:44,285	0:49,235	0:49,592	0:53,482	0:44,637	0:49,526	0:47,908	0:51,758	0:48,143	0:43,898	0:45,567
Lap 3	0:54,929	0:43,336	0:44,449	0:44,677	0:45,643	0:43,312	0:45,698	0:43,748	0:52,004	0:46,096	0:43,848	0:44,266
Lap 4	0:42,904	0:42,909	0:43,805	0:43,431	0:45,490	0:43,344	0:43,616	0:42,865	0:44,579	0:44,492	0:44,509	0:43,052
Lap 5	0:42,399	0:42,579	0:43,487	0:43,173	0:47,329	0:42,750	0:42,777	0:42,614	0:46,644	0:43,676	0:46,792	0:42,590
Lap 6	0:42,335	0:42,432	0:42,732	0:42,366	0:43,070	0:43,238	0:44,768	0:42,655	0:42,811	0:43,037	0:45,331	0:42,676
Lap 7	0:45,964	0:42,145	0:42,635	0:42,332	0:42,611	0:43,024	0:42,529	0:42,524	0:42,899	0:42,604	0:42,640	0:42,487
Lap 8	0:42,178	0:42,123	0:42,718	0:42,192	0:42,883	0:42,728	0:42,470	0:42,342	0:42,428	0:42,524	0:42,935	0:42,403
Lap 9	0:42,496	0:42,027	0:42,080	0:42,120	0:42,689	0:42,419	0:42,277	0:45,834	0:42,539	0:42,474	0:42,520	0:42,433
Lap 10	0:41,941	0:42,115	0:42,133	0:45,080	0:42,540	0:42,247	0:42,694	0:42,509	0:45,798	0:42,491	0:42,393	0:43,190
Lap 11	0:42,491	0:42,864	0:43,049	0:43,162	0:42,376	0:42,492	0:50,489	0:42,652	0:42,340	0:42,393	0:43,816	0:44,554
Lap 12		0:42,400	0:42,200	0:44,256	0:42,229	0:42,488	0:42,657	0:42,285		0:42,571	0:42,925	0:43,617
Lap 13												



## Warm Up DSKC (K22)

Strecke / track: 1063      started: 34      classified: 34      not classified: 0

Fahrername Driver	Baranowski Kevin	Trefilows Davids	Metz Tim Milka	Langenbacher Marvin	De Samtis Raffaele	Schultheiss Marcel	Colakovic Nermin	Myszkiar Pawel	Dresen Andreas	Fredriksson Lukas	Uber Sebastian	Hartmann Rick
schnellste Runde in Runde	0:42,415 Rn. 10	0:42,421 Rn. 10	0:42,475 Rn. 11	0:42,515 Rn. 12	0:42,584 Rn. 10	0:42,612 Rn. 10	0:42,620 Rn. 9	0:42,633 Rn. 9	0:42,633 Rn. 12	0:42,634 Rn. 7	0:42,644 Rn. 10	0:42,668 Rn. 12
Speed	90,2 km/h	90,2 km/h	90,1 km/h	90,0 km/h	89,9 km/h	89,8 km/h	89,8 km/h	89,8 km/h	89,8 km/h	89,8 km/h	89,7 km/h	89,7 km/h
Lap 1	0:55,718	0:52,058	0:48,152	0:55,070	1:03,374	0:52,676	0:49,562	0:59,605	0:51,185	0:52,236	0:50,286	0:51,508
Lap 2	0:52,244	0:46,825	0:45,191	0:46,028	0:57,850	0:44,278	0:44,681	0:53,626	0:44,803	0:54,692	0:48,101	0:47,637
Lap 3	0:45,830	0:43,595	0:43,460	0:43,988	0:45,448	0:45,629	0:43,647	0:44,260	0:44,574	0:45,296	0:49,899	0:43,722
Lap 4	0:43,666	0:43,427	0:43,774	0:44,025	0:43,997	0:43,658	0:43,511	0:43,300	0:44,524	0:43,549	0:45,692	0:43,630
Lap 5	0:48,758	0:43,099	0:43,382	0:43,326	0:43,011	0:43,204	0:43,109	0:43,574	0:44,165	0:43,267	0:43,816	0:44,132
Lap 6	0:42,577	0:42,846	0:43,434	0:42,841	0:42,911	0:42,936	0:42,916	0:43,287	0:43,875	0:43,405	0:43,848	0:43,947
Lap 7	0:42,562	0:43,168	0:42,725	0:42,947	0:42,619	0:42,687	0:42,745	0:43,463	0:42,922	0:42,634	0:43,023	0:43,178
Lap 8	0:42,763	1:21,240	0:43,014	0:42,885	0:42,783	0:42,679	0:42,672	1:28,275	0:42,901	0:42,976	0:42,802	0:42,838
Lap 9	1:15,229	0:42,634	0:43,546	0:43,047	0:42,990	0:42,744	0:42,620	0:42,633	0:42,937	0:42,723	0:43,235	0:43,485
Lap 10	0:42,415	0:42,421	0:43,248	0:42,689	0:42,584	0:42,612	0:42,936	0:42,684	0:42,843	0:42,955	0:42,644	0:48,119
Lap 11	0:42,591	0:42,827	0:42,475	0:42,577	0:42,821	0:42,834	0:42,649	0:42,684	0:43,321	0:42,773	0:43,120	0:43,162
Lap 12			0:42,573	0:42,515		0:42,634	0:42,698		0:42,633		0:43,520	0:42,668
Lap 13						0:46,804						

## Warm Up DSKC (K22)

Strecke / track: 1063    started: 34    classified: 34    not classified: 0

Fahrername Driver	Sager Moritz	Tabakovic Ronny	Fetzer Dennis	Beyerlein Patrick	Potman Mark	Ott Stefan	Himmels Yannik	Schröder Tim	Jonsson Lukas	Walsh Ian
schnellste Runde in Runde	0:42,696 Rn. 10 89,6 km/h	0:42,749 Rn. 8 89,5 km/h	0:42,794 Rn. 7 89,4 km/h	0:42,850 Rn. 9 89,3 km/h	0:42,889 Rn. 11 89,2 km/h	0:43,054 Rn. 6 88,9 km/h	0:43,073 Rn. 8 88,8 km/h	0:43,130 Rn. 7 88,7 km/h	0:43,251 Rn. 10 88,5 km/h	0:44,227 Rn. 8 86,5 km/h
Speed										
Lap 1	1:12,448	0:49,738	0:54,078	0:48,234	0:55,092	0:55,176	0:47,206	0:57,415	0:49,518	0:54,001
Lap 2	0:46,551	0:45,248	0:54,626	0:49,774	0:51,602	0:53,864	0:44,745	0:49,516	0:44,726	0:57,722
Lap 3	0:44,204	0:43,686	0:49,772	0:51,565	0:50,420	0:51,026	0:45,938	0:47,706	0:45,763	0:49,952
Lap 4	0:43,523	0:43,184	0:44,868	0:45,217	0:45,919	0:43,844	0:44,310	0:44,371	0:44,878	0:49,972
Lap 5	0:43,512	0:43,011	0:43,576	0:43,790	0:44,546	0:43,307	0:43,751	0:43,829	0:44,680	0:44,974
Lap 6	0:43,302	0:44,010	0:43,490	0:43,419	0:43,773	0:43,054	0:43,804	0:43,161	0:44,373	0:45,346
Lap 7	0:42,926	1:44,441	0:42,794	0:43,162	0:43,106	0:43,854	0:43,759	0:43,130	0:43,704	0:44,822
Lap 8	0:43,323	0:42,749	0:44,247	0:43,551	0:43,197	0:43,854	0:43,073	0:43,213	0:43,379	0:44,227
Lap 9	0:43,386	0:42,923	0:44,292	0:42,850	0:42,927	0:43,436	0:43,309	0:43,436	0:43,535	0:44,393
Lap 10	0:42,696	0:43,161	0:43,187	0:43,054	0:42,903	0:43,447	0:43,447	0:43,653	0:43,251	0:44,514
Lap 11	0:42,790		0:43,016	0:43,074	0:42,889	0:43,470	0:43,470	0:43,351	0:44,082	0:44,385
Lap 12				1:15,403	0:43,798		1:02,189	0:44,990	0:43,924	
Lap 13										

**Warm Up DSKG (K22)**

Ziel		Sektion 1		Sektion 2		Sektion 3	
Fahrername	Zeit	Fahrername	Zeit	Fahrername	Zeit	Fahrername	Zeit
1 321 Denner,Emilien	0:41,941	321 Denner,Emilien	0:15,601	321 Denner,Emilien	0:18,843	334 Lehner,Franz	0:07,462
2 309 Kamali,Luka	0:42,027	309 Kamali,Luka	0:15,642	359 Kreutz,Patrick	0:18,858	321 Denner,Emilien	0:07,487
3 334 Lehner,Franz	0:42,080	334 Lehner,Franz	0:15,643	309 Kamali,Luka	0:18,862	309 Kamali,Luka	0:07,498
4 359 Kreutz,Patrick	0:42,120	359 Kreutz,Patrick	0:15,683	328 Neumann,Thomas	0:18,895	329 Trefilovs,David	0:07,507
5 314 Ugran,Filip Ioan	0:42,229	331 Kindervater,Robert	0:15,690	334 Lehner,Franz	0:18,912	359 Kreutz,Patrick	0:07,516
6 369 Drawing,Pascal	0:42,247	352 Funda,Marcus	0:15,697	314 Ugran,Filip Ioan	0:18,924	314 Ugran,Filip Ioan	0:07,519
7 352 Funda,Marcus	0:42,277	329 Trefilovs,David	0:15,701	331 Kindervater,Robert	0:18,956	331 Kindervater,Robert	0:07,522
8 331 Kindervater,Robert	0:42,285	369 Drawing,Pascal	0:15,705	320 Fredriksson,Lukas	0:18,970	352 Funda,Marcus	0:07,524
9 328 Neumann,Thomas	0:42,340	314 Ugran,Filip Ioan	0:15,736	369 Drawing,Pascal	0:18,971	316 Schultheiss,Marcel	0:07,524
10 306 Curto,Alessio	0:42,393	317 Wagner,Fabio	0:15,737	323 Mähler,Tobias	0:18,978	326 Baranowski,Kevin	0:07,526
11 323 Mähler,Tobias	0:42,393	323 Mähler,Tobias	0:15,754	306 Curto,Alessio	0:18,980	318 Dresen,Andreas	0:07,534
12 317 Wagner,Fabio	0:42,403	326 Baranowski,Kevin	0:15,768	317 Wagner,Fabio	0:18,993	328 Neumann,Thomas	0:07,535
13 326 Baranowski,Kevin	0:42,415	312 Metz,Tim Mika	0:15,786	352 Funda,Marcus	0:19,002	369 Drawing,Pascal	0:07,539
14 329 Trefilovs,David	0:42,421	368 Hartmann,Rick	0:15,798	324 De Santis,Raffaele	0:19,009	320 Fredriksson,Lukas	0:07,549
15 312 Metz,Tim Mika	0:42,475	306 Curto,Alessio	0:15,803	305 Langenbacher,Marvin	0:19,016	312 Metz,Tim Mika	0:07,563
16 305 Langenbacher,Marvin	0:42,515	328 Neumann,Thomas	0:15,825	326 Baranowski,Kevin	0:19,018	323 Mähler,Tobias	0:07,571
17 324 De Santis,Raffaele	0:42,584	357 Ott,Stefan	0:15,825	312 Metz,Tim Mika	0:19,025	317 Wagner,Fabio	0:07,571
18 316 Schultheiss,Marcel	0:42,612	316 Schultheiss,Marcel	0:15,874	333 Myszkier,Pawel	0:19,029	335 Sager,Moritz	0:07,572
19 319 Colakovic,Nermin	0:42,620	358 Uber,Sebastian	0:15,887	357 Ott,Stefan	0:19,046	305 Langenbacher,Marvin	0:07,574
20 333 Myszkier,Pawel	0:42,633	335 Sager,Moritz	0:15,888	319 Colakovic,Nermin	0:19,060	324 De Santis,Raffaele	0:07,578
21 318 Dresen,Andreas	0:42,633	318 Dresen,Andreas	0:15,894	329 Trefilovs,David	0:19,082	332 Tabakovic,Ronny	0:07,587
22 320 Fredriksson,Lukas	0:42,634	305 Langenbacher,Marvin	0:15,896	335 Sager,Moritz	0:19,096	333 Myszkier,Pawel	0:07,594
23 358 Uber,Sebastian	0:42,644	319 Colakovic,Nermin	0:15,903	332 Tabakovic,Ronny	0:19,121	306 Curto,Alessio	0:07,599
24 368 Hartmann,Rick	0:42,668	332 Tabakovic,Ronny	0:15,904	316 Schultheiss,Marcel	0:19,130	310 Fetzer,Dennis	0:07,599
25 335 Sager,Moritz	0:42,696	320 Fredriksson,Lukas	0:15,930	302 Potman,Mark	0:19,142	358 Uber,Sebastian	0:07,603
26 332 Tabakovic,Ronny	0:42,749	324 De Santis,Raffaele	0:15,934	310 Fetzer,Dennis	0:19,148	301 Himmels,Yannik	0:07,606
27 310 Fetzer,Dennis	0:42,794	333 Myszkier,Pawel	0:15,939	318 Dresen,Andreas	0:19,154	319 Colakovic,Nermin	0:07,608
28 304 Beyerlein,Patrick	0:42,850	304 Beyerlein,Patrick	0:15,940	358 Uber,Sebastian	0:19,154	368 Hartmann,Rick	0:07,634
29 302 Potman,Mark	0:42,889	302 Potman,Mark	0:15,984	368 Hartmann,Rick	0:19,161	327 Jonsson,Lukas	0:07,653
30 357 Ott,Stefan	0:43,054	310 Fetzer,Dennis	0:15,994	304 Beyerlein,Patrick	0:19,216	304 Beyerlein,Patrick	0:07,659
31 301 Himmels,Yannik	0:43,073	301 Himmels,Yannik	0:16,006	301 Himmels,Yannik	0:19,233	357 Ott,Stefan	0:07,660
32 307 Schröder,Tim	0:43,130	307 Schröder,Tim	0:16,100	307 Schröder,Tim	0:19,276	302 Potman,Mark	0:07,669
33 327 Jonsson,Lukas	0:43,251	327 Jonsson,Lukas	0:16,108	327 Jonsson,Lukas	0:19,334	307 Schröder,Tim	0:07,672
34 330 Walsh,Ian	0:44,227	330 Walsh,Ian	0:16,116	330 Walsh,Ian	0:19,566	330 Walsh,Ian	0:07,787



**Warm Up DSKG (KZZ)**

Die schnellsten Zeiten

Ort	Nr. Fahrername	Zeit	Streckl.	Ø Speed
Ziel	321 Denner,Emilien	0:41,941	1063 m	91,2 km/h
Sektion 1	321 Denner,Emilien	0:15,601	416 m	96,0 km/h
Sektion 2	321 Denner,Emilien	0:18,843	452 m	86,4 km/h
Sektion 3	334 Lehner,Franz	0:07,462	195 m	94,1 km/h

	Snr.321 Denner,Emilien FRA CRG Holland			Snr.309 Kamali,Luka DEU TB Racing Team			Snr.334 Lehner,Franz AUT BIREL ART RACING KSW			Snr.359 Kreuz,Patrick DEU RS-Motorsport			Snr.314 Ugran,Filip Ioan ROU R&R RACING TEAM			
	theoretisch mögliche Bestzeit	Sektion 1	Sektion 2	Sektion 3	theoretisch mögliche Bestzeit	Sektion 1	Sektion 2	Sektion 3	theoretisch mögliche Bestzeit	Sektion 1	Sektion 2	Sektion 3	theoretisch mögliche Bestzeit	Sektion 1	Sektion 2	Sektion 3
best	0:41,941	0:15,601	0:18,843	0:07,487	0:42,027	0:15,642	0:18,862	0:07,498	0:42,080	0:15,643	0:18,912	0:07,462	0:42,120	0:15,683	0:18,858	0:07,516
Runde 1	1:03,203	0:25,389	0:27,865	0:09,949	0:50,462	0:18,435	0:22,727	0:09,300	0:58,488	0:22,535	0:26,267	0:09,686	0:49,911	0:18,848	0:22,095	0:08,968
Runde 2	0:59,216	0:22,536	0:26,244	0:10,436	0:44,285	0:16,752	0:19,741	0:07,792	0:49,235	0:17,816	0:22,715	0:08,704	0:49,592	0:17,627	0:23,278	0:08,687
Runde 3	0:54,929	0:19,696	0:27,350	0:07,883	0:43,336	0:16,071	0:19,527	0:07,738	0:44,449	0:17,173	0:19,576	0:07,700	0:44,677	0:17,018	0:19,628	0:08,031
Runde 4	0:42,904	0:16,021	0:19,281	0:07,602	0:42,909	0:16,002	0:19,272	0:07,635	0:43,805	0:16,176	0:19,696	0:07,933	0:43,431	0:15,997	0:19,621	0:07,813
Runde 5	0:42,399	0:15,788	0:19,085	0:07,526	0:42,579	0:15,801	0:19,157	0:07,621	0:43,487	0:16,130	0:19,274	0:08,083	0:43,173	0:16,198	0:19,395	0:07,580
Runde 6	0:42,335	0:15,816	0:18,959	0:07,560	0:42,432	0:15,756	0:19,137	0:07,539	0:42,732	0:16,000	0:19,111	0:07,621	0:42,366	0:15,874	0:18,939	0:07,553
Runde 7	0:45,964	0:16,113	0:22,309	0:07,542	0:42,145	0:15,642	0:18,950	0:07,553	0:42,635	0:15,929	0:19,082	0:07,624	0:42,332	0:15,775	0:18,997	0:07,560
Runde 8	0:42,178	0:15,680	0:18,946	0:07,552	0:42,123	0:15,651	0:18,946	0:07,526	0:42,718	0:15,773	0:19,478	0:07,467	0:42,192	0:15,805	0:18,858	0:07,529
Runde 9	0:42,496	0:15,696	0:19,214	0:07,586	0:42,027	0:15,667	0:18,862	0:07,498	0:42,080	0:15,696	0:18,912	0:07,472	0:42,120	0:15,683	0:18,921	0:07,516
Runde 10	0:41,941	0:15,611	0:18,843	0:07,487	0:42,115	0:15,679	0:18,874	0:07,562	0:42,133	0:15,643	0:18,937	0:07,553	0:45,080	0:15,868	0:21,655	0:07,557
Runde 11	0:42,491	0:15,601	0:18,993	0:07,897	0:42,864	0:15,899	0:19,458	0:07,507	0:43,049	0:16,443	0:19,144	0:07,462	0:43,162	0:16,519	0:19,097	0:07,546
Runde 12					0:42,400	0:15,753	0:19,103	0:07,544	0:42,200	0:15,706	0:18,991	0:07,503	0:44,256	0:15,706	0:19,303	0:09,247
Runde 13																

**Warm Up DSKG (KZZ)**

Die schnellsten Zeiten

Ort	Nr. Fahrername	Zeit	Streckl.	Ø Speed
Ziel	321 Denner, Emilien	0:41,941	1063 m	91,2 km/h
Sektion 1	321 Denner, Emilien	0:15,601	416 m	96,0 km/h
Sektion 2	321 Denner, Emilien	0:18,843	452 m	86,4 km/h
Sektion 3	334 Lehner, Franz	0:07,462	195 m	94,1 km/h

	Snr.369 Drowing, Pascal DEU Van Woerden Racing			Snr.352 Funda, Marcus AUT ZANCHI MOTORSPORT			Snr.331 Kindervater, Robert DEU BIREL ART RACING KSW			Snr.328 Neumann, Thomas DEU Thomas Neumann			Snr.306 Curto,Alessio DEU Valter Motorsport		
	theoretisch mögliche Bestzeit	Sektion 2	Sektion 3	theoretisch mögliche Bestzeit	Sektion 2	Sektion 3	theoretisch mögliche Bestzeit	Sektion 2	Sektion 3	theoretisch mögliche Bestzeit	Sektion 2	Sektion 3	theoretisch mögliche Bestzeit	Sektion 1	Sektion 2
best	0:42,247	0:15,705	0:07,539	0:42,277	0:15,697	0:07,524	0:42,285	0:15,690	0:07,522	0:42,340	0:15,825	0:07,535	0:42,393	0:15,803	0:07,594
Runde 1	0:51,769	0:20,037	0:08,226	0:50,196	0:22,635	0:10,458	0:58,334	0:21,475	0:07,959	0:55,739	0:20,232	0:09,150	0:51,717	0:20,290	0:08,712
Runde 2	0:44,637	0:17,118	0:07,729	0:49,526	0:18,901	0:08,803	0:47,908	0:16,365	0:08,920	0:51,758	0:20,204	0:09,084	0:48,143	0:18,217	0:08,398
Runde 3	0:43,312	0:16,189	0:07,681	0:45,698	0:17,772	0:07,803	0:43,748	0:16,167	0:07,669	0:52,004	0:19,301	0:10,031	0:46,096	0:17,404	0:08,225
Runde 4	0:43,344	0:16,073	0:07,776	0:43,616	0:16,321	0:07,698	0:42,865	0:15,966	0:07,639	0:44,579	0:17,265	0:19,594	0:44,492	0:16,501	0:08,073
Runde 5	0:42,750	0:15,869	0:07,617	0:42,777	0:15,974	0:07,585	0:42,614	0:15,891	0:07,600	0:46,644	0:16,480	0:07,720	0:43,676	0:16,360	0:07,745
Runde 6	0:43,238	0:15,784	0:08,041	0:44,768	0:15,900	0:07,550	0:42,655	0:15,840	0:07,522	0:42,811	0:15,935	0:07,798	0:43,037	0:16,051	0:07,751
Runde 7	0:43,024	0:16,269	0:07,597	0:42,529	0:15,871	0:07,574	0:42,524	0:15,785	0:07,573	0:42,899	0:16,251	0:07,601	0:42,604	0:15,933	0:07,597
Runde 8	0:42,728	0:15,886	0:07,600	0:42,470	0:15,697	0:07,574	0:42,342	0:15,747	0:07,537	0:42,428	0:15,888	0:07,615	0:42,524	0:15,878	0:07,619
Runde 9	0:42,419	0:15,873	0:07,539	0:42,277	0:15,732	0:07,543	0:45,834	0:15,700	0:09,763	0:42,539	0:15,825	0:07,698	0:42,474	0:15,864	0:07,608
Runde 10	0:42,247	0:15,705	0:07,571	0:42,694	0:15,754	0:07,836	0:42,509	0:15,986	0:07,567	0:45,798	0:19,048	0:07,603	0:42,491	0:15,866	0:07,645
Runde 11	0:42,492	0:15,741	0:07,606	0:50,489	0:20,709	0:07,606	0:42,652	0:15,859	0:07,615	0:42,340	0:15,910	0:07,535	0:42,393	0:15,803	0:07,594
Runde 12	0:42,488	0:15,893	0:07,599	0:42,657	0:15,774	0:07,640	0:42,285	0:15,690	0:07,526				0:42,571	0:15,853	0:07,642
Runde 13															



**Warm Up DSKG (KZZ)**

Die schnellsten Zeiten

Ort	Nr. Fahrername	Zeit	Streckl.	Ø Speed
Ziel	321 Denner,Emilien	0:41,941	1063 m	91,2 km/h
Sektion 1	321 Denner,Emilien	0:15,601	416 m	96,0 km/h
Sektion 2	321 Denner,Emilien	0:18,843	452 m	86,4 km/h
Sektion 3	334 Lehner,Franz	0:07,462	195 m	94,1 km/h

	Smr.323 Mähler,Tobias DEU Kartshop Ampfing			Smr.317 Wagner,Fabio DEU KSM Schumacher Racing Team			Smr.326 Baranowski, Kevin DEU Solgat Motorsport			Smr.329 Trefflows, Davids DEU SRP Racing Team			Smr.312 Metz, Tim Mika DEU CRG -Performance			
	theoretisch mögliche Bestzeit	Sektion 1	Sektion 2	Sektion 3	theoretisch mögliche Bestzeit	Sektion 1	Sektion 2	Sektion 3	theoretisch mögliche Bestzeit	Sektion 1	Sektion 2	Sektion 3	theoretisch mögliche Bestzeit	Sektion 1	Sektion 2	Sektion 3
best	0:42,393	0:15,754	0:18,978	0:07,571	0:42,403	0:15,737	0:18,993	0:07,571	0:42,415	0:15,768	0:19,018	0:07,526	0:42,421	0:15,701	0:19,082	0:07,507
Runde 1	0:51,154	0:19,843	0:22,871	0:08,440	0:48,332	0:18,403	0:21,478	0:08,451	0:55,718	0:20,391	0:25,936	0:09,391	0:52,058	0:19,136	0:23,541	0:09,381
Runde 2	0:43,898	0:16,398	0:19,682	0:07,818	0:45,567	0:16,983	0:20,390	0:08,194	0:52,244	0:21,714	0:22,103	0:08,427	0:46,825	0:18,485	0:20,550	0:07,790
Runde 3	0:43,848	0:16,219	0:19,501	0:08,128	0:44,266	0:16,161	0:19,500	0:08,605	0:45,830	0:17,042	0:20,681	0:08,107	0:43,595	0:16,177	0:19,677	0:07,741
Runde 4	0:44,509	0:17,039	0:19,613	0:07,857	0:43,052	0:16,049	0:19,374	0:07,629	0:43,666	0:16,378	0:19,614	0:07,674	0:43,427	0:16,042	0:19,635	0:07,750
Runde 5	0:46,792	0:16,194	0:22,883	0:07,715	0:42,590	0:15,905	0:19,114	0:07,571	0:48,758	0:16,095	0:25,011	0:07,652	0:43,099	0:16,013	0:19,407	0:07,679
Runde 6	0:45,331	0:17,981	0:19,604	0:07,746	0:42,676	0:15,840	0:19,171	0:07,665	0:42,577	0:15,888	0:19,138	0:07,551	0:42,846	0:15,975	0:19,259	0:07,612
Runde 7	0:42,640	0:15,886	0:19,159	0:07,595	0:42,487	0:15,854	0:18,993	0:07,640	0:42,562	0:15,996	0:19,018	0:07,548	0:43,168	0:15,908	0:19,409	0:07,851
Runde 8	0:42,935	0:16,386	0:18,978	0:07,571	0:42,403	0:15,809	0:19,019	0:07,575	0:42,763	0:15,923	0:19,169	0:07,671	1:21,240	0:15,861	0:19,245	0:07,528
Runde 9	0:42,520	0:15,839	0:19,092	0:07,589	0:42,433	0:15,737	0:18,995	0:07,701	1:15,229	0:48,523	0:19,180	0:07,526	0:42,634	0:15,861	0:19,245	0:07,528
Runde 10	0:42,393	0:15,754	0:19,026	0:07,613	0:43,190	0:15,943	0:19,470	0:07,777	0:42,415	0:15,768	0:19,114	0:07,533	0:42,421	0:15,701	0:19,213	0:07,507
Runde 11	0:43,816	0:16,798	0:19,245	0:07,773	0:44,554	0:16,040	0:20,803	0:07,711	0:42,591	0:15,782	0:19,202	0:07,607	0:42,827	0:16,149	0:19,087	0:07,591
Runde 12	0:42,925	0:16,067	0:19,202	0:07,656	0:43,617	0:15,798	0:19,710	0:08,109								
Runde 13																



**Warm Up DSKG (KZZ)**

Die schnellsten Zeiten

Ort	Nr. Fahrername	Zeit	Streckl.	Ø Speed
Ziel	321 Denner, Emilien	0:41,941	1063 m	91,2 km/h
Sektion 1	321 Denner, Emilien	0:15,601	416 m	96,0 km/h
Sektion 2	321 Denner, Emilien	0:18,843	452 m	86,4 km/h
Sektion 3	334 Lehner, Franz	0:07,462	195 m	94,1 km/h

	Smr.305 Langenbacher,Marvin DEU RS-Motorsport			Smr.324 De Santis,Raffaele ITA SRP Racing Team			Smr.316 Schultheiss,Marcel DEU Mach1 Motorsport			Smr.319 Colakovic,Nermin DEU Solgat Motorsport			Smr.333 Myszkier,Pawel POL Mach1 Motorsport		
	theoretisch mögliche Bestzeit	Ziel	best	theoretisch mögliche Bestzeit	Ziel	best	theoretisch mögliche Bestzeit	Ziel	best	theoretisch mögliche Bestzeit	Ziel	best	theoretisch mögliche Bestzeit	Ziel	best
Runde 1	0:42,486	0:19,016	0:07,574	0:42,520	0:19,009	0:07,577	0:42,528	0:19,130	0:07,524	0:42,571	0:19,060	0:07,608	0:42,555	0:15,939	0:07,587
Runde 2	0:42,486	0:19,016	0:07,574	0:42,520	0:19,009	0:07,577	0:42,528	0:19,130	0:07,524	0:42,571	0:19,060	0:07,608	0:42,555	0:15,939	0:07,587
Runde 3	0:42,486	0:19,016	0:07,574	0:42,520	0:19,009	0:07,577	0:42,528	0:19,130	0:07,524	0:42,571	0:19,060	0:07,608	0:42,555	0:15,939	0:07,587
Runde 4	0:42,486	0:19,016	0:07,574	0:42,520	0:19,009	0:07,577	0:42,528	0:19,130	0:07,524	0:42,571	0:19,060	0:07,608	0:42,555	0:15,939	0:07,587
Runde 5	0:42,486	0:19,016	0:07,574	0:42,520	0:19,009	0:07,577	0:42,528	0:19,130	0:07,524	0:42,571	0:19,060	0:07,608	0:42,555	0:15,939	0:07,587
Runde 6	0:42,486	0:19,016	0:07,574	0:42,520	0:19,009	0:07,577	0:42,528	0:19,130	0:07,524	0:42,571	0:19,060	0:07,608	0:42,555	0:15,939	0:07,587
Runde 7	0:42,486	0:19,016	0:07,574	0:42,520	0:19,009	0:07,577	0:42,528	0:19,130	0:07,524	0:42,571	0:19,060	0:07,608	0:42,555	0:15,939	0:07,587
Runde 8	0:42,486	0:19,016	0:07,574	0:42,520	0:19,009	0:07,577	0:42,528	0:19,130	0:07,524	0:42,571	0:19,060	0:07,608	0:42,555	0:15,939	0:07,587
Runde 9	0:42,486	0:19,016	0:07,574	0:42,520	0:19,009	0:07,577	0:42,528	0:19,130	0:07,524	0:42,571	0:19,060	0:07,608	0:42,555	0:15,939	0:07,587
Runde 10	0:42,486	0:19,016	0:07,574	0:42,520	0:19,009	0:07,577	0:42,528	0:19,130	0:07,524	0:42,571	0:19,060	0:07,608	0:42,555	0:15,939	0:07,587
Runde 11	0:42,486	0:19,016	0:07,574	0:42,520	0:19,009	0:07,577	0:42,528	0:19,130	0:07,524	0:42,571	0:19,060	0:07,608	0:42,555	0:15,939	0:07,587
Runde 12	0:42,486	0:19,016	0:07,574	0:42,520	0:19,009	0:07,577	0:42,528	0:19,130	0:07,524	0:42,571	0:19,060	0:07,608	0:42,555	0:15,939	0:07,587
Runde 13	0:42,486	0:19,016	0:07,574	0:42,520	0:19,009	0:07,577	0:42,528	0:19,130	0:07,524	0:42,571	0:19,060	0:07,608	0:42,555	0:15,939	0:07,587

**Warm Up DSKG (KZZ)**

Die schnellsten Zeiten

Ort	Nr. Fahrername	Zeit	Streckl.	Ø Speed
Ziel	321 Denner,Emilien	0:41,941	1063 m	91,2 km/h
Sektion 1	321 Denner,Emilien	0:15,601	416 m	96,0 km/h
Sektion 2	321 Denner,Emilien	0:18,843	452 m	86,4 km/h
Sektion 3	334 Lehner,Franz	0:07,462	195 m	94,1 km/h

	Snr.318 Dresen,Andreas DEU Valier Motorsport			Snr.320 Fredriksson,Lukas SWE JP Racing			Snr.358 Uber,Sebastian DEU Sebastian Uber			Snr.368 Hartmann,Rick DEU Team NKS			Snr.335 Sager,Moritz AUT KSB RACING TEAM					
	theoretisch mögliche Bestzeit	Ziel	Bestzeit	theoretisch mögliche Bestzeit	Ziel	Bestzeit	theoretisch mögliche Bestzeit	Ziel	Bestzeit	theoretisch mögliche Bestzeit	Ziel	Bestzeit	theoretisch mögliche Bestzeit	Ziel	Bestzeit			
best	0:42,633	0:15,894	0:19,154	0:42,634	0:15,930	0:18,970	0:42,644	0:15,887	0:19,154	0:42,603	0:42,668	0:15,798	0:19,161	0:42,634	0:42,696	0:15,888	0:19,096	0:07,572
Runde 1	0:51,185	0:20,431	0:22,628	0:52,236	0:19,070	0:23,979	0:50,286	0:19,816	0:21,606	0:08,864	0:51,508	0:18,933	0:23,475	0:09,100	1:12,448	0:25,091	0:39,241	0:08,116
Runde 2	0:44,803	0:16,802	0:20,166	0:54,692	0:22,157	0:23,704	0:48,101	0:18,662	0:21,310	0:08,129	0:47,637	0:18,461	0:20,602	0:08,574	0:46,551	0:17,221	0:20,977	0:08,353
Runde 3	0:44,574	0:16,575	0:19,861	0:45,296	0:17,672	0:19,773	0:49,899	0:19,650	0:22,007	0:08,242	0:43,722	0:16,376	0:19,610	0:07,736	0:44,204	0:16,676	0:19,749	0:07,779
Runde 4	0:44,524	0:16,907	0:19,838	0:43,549	0:16,338	0:19,446	0:45,692	0:17,296	0:20,250	0:08,146	0:43,630	0:16,166	0:19,729	0:07,735	0:43,523	0:16,205	0:19,669	0:07,649
Runde 5	0:44,165	0:16,132	0:20,147	0:43,267	0:16,093	0:19,492	0:43,816	0:16,417	0:19,639	0:07,760	0:44,132	0:16,689	0:19,413	0:08,030	0:43,512	0:16,360	0:19,506	0:07,646
Runde 6	0:43,875	0:16,536	0:19,671	0:43,405	0:16,237	0:19,467	0:43,848	0:16,126	0:20,033	0:07,689	0:43,947	0:16,802	0:19,414	0:07,731	0:43,302	0:16,189	0:19,431	0:07,682
Runde 7	0:42,922	0:15,984	0:19,318	0:42,634	0:15,968	0:19,013	0:43,023	0:16,102	0:19,315	0:07,653	0:43,178	0:16,379	0:19,161	0:07,638	0:42,926	0:16,150	0:19,151	0:07,625
Runde 8	0:42,901	0:16,005	0:19,338	0:42,976	0:15,942	0:19,305	0:42,802	0:16,008	0:19,173	0:07,621	0:42,838	0:15,966	0:19,197	0:07,675	0:43,323	0:15,888	0:19,456	0:07,979
Runde 9	0:42,937	0:16,122	0:19,197	0:42,723	0:15,930	0:19,079	0:43,235	0:16,207	0:19,406	0:07,622	0:43,485	0:15,899	0:19,913	0:07,673	0:43,386	0:16,501	0:19,313	0:07,572
Runde 10	0:42,843	0:15,946	0:19,287	0:42,955	0:16,436	0:18,970	0:42,644	0:15,887	0:19,154	0:07,603	0:48,119	0:20,979	0:19,506	0:07,634	0:42,696	0:15,986	0:19,096	0:07,614
Runde 11	0:43,321	0:15,894	0:19,893	0:42,773	0:16,066	0:19,053	0:43,120	0:16,104	0:19,329	0:07,687	0:43,162	0:16,201	0:19,305	0:07,656	0:42,790	0:15,987	0:19,155	0:07,648
Runde 12	0:42,633	0:15,935	0:19,154	0:43,520	0:16,035	0:19,500	0:43,520	0:16,035	0:19,500	0:07,985	0:42,668	0:15,798	0:19,190	0:07,680				
Runde 13																		



**Warm Up DSKG (KZZ)**

Die schnellsten Zeiten

Ort	Nr. Fahrername	Zeit	Streckl.	Ø Speed
Ziel	321 Denner, Emilien	0:41,941	1063 m	91,2 km/h
Sektion 1	321 Denner, Emilien	0:15,601	416 m	96,0 km/h
Sektion 2	321 Denner, Emilien	0:18,843	452 m	86,4 km/h
Sektion 3	334 Lehner, Franz	0:07,462	195 m	94,1 km/h

	Smr.332 Tabakovic,Romy DEU CKR Srl			Smr.310 Feizer,Dennis DEU Parolin Deutschland MSR WST			Smr.304 Beyerlein,Patrick DEU BEYMO-Karttracing			Smr.302 Potman,Mark NLD CRG Holland			Smr.357 Orr,Stefan DEU Kartshop Ampfing			
	theoretisch mögliche Bestzeit	Sektion 1	Sektion 2	Sektion 3	theoretisch mögliche Bestzeit	Sektion 1	Sektion 2	Sektion 3	theoretisch mögliche Bestzeit	Sektion 1	Sektion 2	Sektion 3	theoretisch mögliche Bestzeit	Sektion 1	Sektion 2	Sektion 3
best	0:42,749	0:15,904	0:19,121	0:07,578	0:42,794	0:15,994	0:19,148	0:07,599	0:42,850	0:15,940	0:19,216	0:07,659	0:42,889	0:15,984	0:19,142	0:07,669
Runde 1	0:49,738	0:18,289	0:22,647	0:08,802	0:54,078	0:21,318	0:23,399	0:09,361	0:48,234	0:18,543	0:21,241	0:08,450	0:55,092	0:20,657	0:24,628	0:09,807
Runde 2	0:45,248	0:17,539	0:19,894	0:07,815	0:54,626	0:19,652	0:24,807	0:10,167	0:49,774	0:19,083	0:21,673	0:09,018	0:51,602	0:19,603	0:22,738	0:09,261
Runde 3	0:43,686	0:16,321	0:19,637	0:07,728	0:49,772	0:18,603	0:21,809	0:09,360	0:51,565	0:21,195	0:21,994	0:08,376	0:50,420	0:19,084	0:21,868	0:09,468
Runde 4	0:43,184	0:16,121	0:19,347	0:07,716	0:44,868	0:17,291	0:19,753	0:07,824	0:45,217	0:17,201	0:20,040	0:07,976	0:45,919	0:17,357	0:20,344	0:08,218
Runde 5	0:43,011	0:16,099	0:19,237	0:07,675	0:43,576	0:16,379	0:19,549	0:07,648	0:43,790	0:16,322	0:19,576	0:07,892	0:44,546	0:16,673	0:19,774	0:08,099
Runde 6	0:44,010	0:16,385	0:19,589	0:08,036	0:43,490	0:16,444	0:19,393	0:07,653	0:43,419	0:16,129	0:19,513	0:07,777	0:43,773	0:16,324	0:19,628	0:07,821
Runde 7	1:44,441	1:17,027	0:19,701	0:07,713	0:42,794	0:15,994	0:19,201	0:07,599	0:43,162	0:16,050	0:19,336	0:07,776	0:43,106	0:16,065	0:19,337	0:07,704
Runde 8	0:42,749	0:15,904	0:19,188	0:07,657	0:44,247	0:16,162	0:20,286	0:07,799	0:43,551	0:16,285	0:19,460	0:07,806	0:43,197	0:16,116	0:19,391	0:07,690
Runde 9	0:42,923	0:16,222	0:19,121	0:07,580	0:44,292	0:16,585	0:19,883	0:07,824	0:42,850	0:15,940	0:19,251	0:07,659	0:42,927	0:16,056	0:19,142	0:07,729
Runde 10	0:43,161	0:16,079	0:19,504	0:07,578	0:43,187	0:16,417	0:19,148	0:07,622	0:43,054	0:16,071	0:19,216	0:07,767	0:42,903	0:16,046	0:19,173	0:07,684
Runde 11					0:43,016	0:16,065	0:19,345	0:07,606	0:43,074	0:15,980	0:19,356	0:07,738	0:42,889	0:16,047	0:19,173	0:07,669
Runde 12									1:15,403	0:27,458	0:35,368	0:12,577	0:43,798	0:15,984	0:19,334	0:08,480
Runde 13																

### Warm Up DSKG (KZZ)

Die schnellsten Zeiten

Ort	Nr. Fahrername	Zeit	Streckenl.	Ø Speed
Ziel	321 Denner,Emilien	0:41,941	1063 m	91,2 km/h
Sektion 1	321 Denner,Emilien	0:15,601	416 m	96,0 km/h
Sektion 2	321 Denner,Emilien	0:18,843	452 m	86,4 km/h
Sektion 3	334 Lehner,Franz	0:07,462	195 m	94,1 km/h

	Smr.301 Himmels,Yannik DEU Valier Motorsport		Smr.307 Schröder,Tim DEU Mach 1 Motorsport		Smr.327 Jonsson,Lukas SWE JP Racing		Smr.330 Walsh,Ian IRL Ian Walsh									
	theoretisch mögliche Bestzeit	Ziel	theoretisch mögliche Bestzeit	Ziel	theoretisch mögliche Bestzeit	Ziel	theoretisch mögliche Bestzeit	Ziel								
best	0:43,073	0:16,006	0:19,233	0:07,606	0:43,130	0:16,100	0:19,276	0:07,672	0:43,251	0:16,108	0:19,334	0:07,653	0:44,227	0:16,116	0:19,566	0:07,787
Runde 1	0:47,206	0:18,684	0:20,484	0:08,038	0:57,415	0:22,175	0:25,285	0:09,955	0:49,518	0:20,472	0:21,065	0:07,981	0:54,001	0:22,835	0:22,363	0:08,803
Runde 2	0:44,745	0:16,705	0:20,038	0:08,002	0:49,516	0:19,187	0:21,795	0:08,534	0:44,726	0:16,738	0:20,086	0:07,902	0:57,722	0:19,882	0:28,754	0:09,086
Runde 3	0:45,938	0:16,733	0:20,729	0:08,476	0:47,706	0:18,605	0:21,015	0:08,086	0:45,763	0:16,672	0:20,194	0:08,897	0:49,952	0:17,777	0:22,221	0:09,954
Runde 4	0:44,310	0:16,878	0:19,712	0:07,720	0:44,371	0:16,526	0:20,100	0:07,745	0:44,878	0:16,914	0:20,057	0:07,907	0:49,972	0:20,718	0:20,822	0:08,432
Runde 5	0:43,751	0:16,349	0:19,714	0:07,688	0:43,829	0:16,217	0:19,833	0:07,779	0:44,680	0:16,410	0:20,167	0:08,103	0:44,974	0:17,245	0:19,856	0:07,873
Runde 6	0:43,804	0:16,309	0:19,814	0:07,681	0:43,161	0:16,150	0:19,339	0:07,672	0:44,373	0:16,855	0:19,784	0:07,734	0:45,346	0:17,205	0:20,229	0:07,912
Runde 7	0:43,759	0:16,234	0:19,829	0:07,696	0:43,130	0:16,100	0:19,296	0:07,734	0:43,704	0:16,264	0:19,529	0:07,911	0:44,822	0:17,105	0:19,930	0:07,787
Runde 8	0:43,073	0:16,129	0:19,283	0:07,711	0:43,213	0:16,112	0:19,396	0:07,705	0:43,379	0:16,170	0:19,384	0:07,875	0:44,227	0:16,116	0:19,961	0:08,150
Runde 9	0:43,309	0:16,358	0:19,247	0:07,704	0:43,436	0:16,374	0:19,362	0:07,700	0:43,535	0:16,148	0:19,459	0:07,928	0:44,393	0:16,617	0:19,617	0:08,159
Runde 10	0:43,447	0:16,056	0:19,785	0:07,606	0:43,653	0:16,672	0:19,276	0:07,705	0:43,251	0:16,126	0:19,385	0:07,740	0:44,514	0:16,927	0:19,566	0:08,021
Runde 11	0:43,470	0:16,006	0:19,559	0:07,905	0:43,351	0:16,142	0:19,470	0:07,739	0:44,082	0:16,743	0:19,686	0:07,653	0:44,385	0:16,340	0:20,128	0:07,917
Runde 12	1:02,189	0:34,912	0:19,609	0:07,668	0:44,990	0:16,316	0:19,670	0:09,004	0:43,924	0:16,108	0:20,128	0:07,688				
Runde 13																

**NEU - 2 - NEW**

DMSB-Reg Nr 124/2018

**Ranking Qualifying Heat DSKK (K22)**

Strecke / track: 1063m

schnellste Rennrunde gefahren von Luka Kamali aus Lauf 2 / Runde 11 in 0:42,114

Doc. 2.2


Pos	Str. Nr.	Fahrer / Driver	Nation	Bewerber/Spansor	Nation	Lizenz/B-Lizenz	Chassis/Motor/Reifen	Punkte	Quali	Lauf	Pos	Punkte	Rn.	Zeit	schnellste	Runde	in Runde
										Heat			Lp	Time	fastest	Lap	
1	321	Denner, Emilien	FRA	CRG Holland	NLD	141283E1 15521	Kali Kart / TM / Vega	2	3	1	2	2	14	10:02,087	0:42,284	10	
										2	1	0	14	10:02,333	0:42,399	10	
2	359	Kreutz, Patrick	DEU	RS-Motorsport	DEU	IKB 1101586 KBF 1104126	CRG / TM / Vega	2	4	2	2	14	14	10:02,776	0:42,343	11	
										3	1	0	14	10:04,391	0:42,438	11	
3	328	Neumann, Thomas	DEU	Thomas Neumann	DEU	IKB 1066455 IKB 1066455	CRG / Modena / Vega	5	6	1	1	0	14	10:01,346	0:42,243	5	
										2	5	14	14	10:06,856	0:42,399	13	
4	309	Kamali, Luka	DEU	TB Racing Team	DEU	IKB 1132678 KBF 1116906	CRG / TM / Vega	6	7	2	3	3	14	10:03,364	0:42,114	11	
										3	3	3	14	10:06,302	0:42,539	9	
5	323	Mähler, Tobias	DEU	Kartshop Ampfing	DEU	IKC 1155185 KBF 1108764	DR / TM / Vega	8	12	1	4	4	14	10:03,461	0:42,307	10	
										2	4	4	14	10:05,996	0:42,472	13	
6	352	Funda, Marcus	AUT	ZANCHI MOTORSPORT	ITA	JK 2051 398793	ITALCORSE / TM / Vega	11	5	1	6	6	14	10:05,799	0:42,532	10	
										3	5	5	14	10:09,123	0:42,683	13	
7	332	Tabakovic, Ronny	DEU	CKR Srl	ITA	IKC 1148046 300098	CKR / TM / Vega	11	9	1	5	5	14	10:05,125	0:42,290	8	
										2	6	6	14	10:07,328	0:42,510	13	
8	305	Langenbacher, Marvin	DEU	RS-Motorsport	DEU	IKC 1152544 KBF 1104126	CRG / TM / Vega	15	18	1	8	8	14	10:07,037	0:42,445	5	
										2	7	7	14	10:08,137	0:42,584	10	
9	302	Potman, Mark	NLD	CRG Holland	NLD	30972 15521	CRG / TM / Vega	16	23	1	7	7	14	10:06,825	0:42,592	11	
										3	9	9	14	10:12,526	0:42,815	14	
10	331	Kindervater, Robert	DEU	BIREL ART RACING KSW	AUT	IKC 1133505 BK 102	BirelART / TM / Vega	17	8	1	13	13	14	10:09,718	0:42,290	6	
										3	4	4	14	10:07,129	0:42,444	10	
11	319	Colakovic, Nermin	DEU	Solgat Motorsport	DEU	IKB 1165480 KBF 1079882	BirelArt / TM / Vega	17	15	1	9	9	14	10:07,945	0:42,564	9	
										2	8	8	14	10:10,074	0:42,628	7	
12	358	Über, Sebastian	DEU	Sebastian Über	DEU	IKB 1117990 IKB 1117990	Gillard / Modena / Vega	18	14	1	11	11	14	10:08,721	0:42,414	9	
										3	7	7	14	10:10,911	0:42,732	10	
13	317	Wagner, Fabio	DEU	KSM Schumacher Racing Team	DEU	IKC 1125482 KBF 1067587	Tony Kart / Vortex / Vega	21	20	1	15	15	14	10:13,226	0:42,488	6	
										3	6	6	14	10:10,681	0:42,733	11	
14	326	Baranowski, Kevin	DEU	Solgat Motorsport	DEU	IKC 1117569 KBF 1079882	BirelART / TM / Vega	21	21	1	10	10	14	10:08,433	0:42,504	7	
										2	11	11	14	10:11,406	0:42,718	13	
15	329	Trefilovs, Davids	DEU	SRP Racing Team	DEU	IKC1147656 KBF 1156791	CRG / TM / Vega	21	34	2	13	13	14	10:12,016	0:42,184	4	
										3	8	8	14	10:11,595	0:42,434	14	
16	334	Lehner, Franz	AUT	BIREL ART RACING KSW	AUT	JK 2150 BK 102	BirelART / TM / Vega	22	2	1	20	20	14	10:17,493	0:42,234	6	
										3	2	2	14	10:05,709	0:42,421	11	
17	369	Drewing, Pascal	DEU	Van Woerden Racing	DEU	IKC 1147574 KBF 1188185	Praga / TM / Vega	22	17	1	12	12	14	10:09,471	0:42,474	7	
										3	10	10	14	10:12,958	0:42,876	13	
18	333	Myszkier, Pawel	POL	Mach1 Motorsport	DEU	B27/208/K KBF 1005514	Mach1 / TM / Vega	24	11	1	3	3	14	10:02,652	0:42,431	10	
										3	21	21	5	4:13,225	0:44,661	2	
19	312	Metz, Tim Mika	DEU	CRG-Performance	DEU	IKC 1149667 KBF 1168909	CRG / TM / Vega	26	19	2	15	15	14	10:12,335	0:42,411	10	
										3	11	11	14	10:13,692	0:42,656	6	
20	318	Dresen, Andreas	DEU	Valier Motorsport	DEU	IKC 1116375 KBF 1063735	SODI / TM / Vega	26	25	2	12	12	14	10:11,910	0:42,683	7	
										3	14	14	14	10:18,152	0:42,807	8	
21	306	Curto, Alessio	DEU	Valier Motorsport	DEU	IKC 1125805 KBF 1063735	SODI / TM / Vega	29	10	2	10	10	14	10:11,238	0:42,320	10	
										3	19	19	13	9:22,824	0:42,557	10	
22	324	De Santis, Raffaele	ITA	SRP Racing Team	DEU	355299 KBF 1156791	CRG / TM / Vega	29	13	2	14	14	14	10:12,185	0:42,429	6	
										3	15	15	14	10:18,550	0:42,821	13	
23	314	Ugran, Filip Ioan	ROU	R&R RACING TEAM	AUT	13i BK 031	BirelArt / TM / Vega	29	16	2	9	9	14	10:11,142	0:42,463	11	
										3	20	20	6	4:36,102	0:43,072	4	
24	310	Fetzer, Dennis	DEU	Parolin Deutschland MSR WST	DEU	IKC 1157082 KBF 1156015	Parolin / TM / Vega	29	29	1	17	17	14	10:14,822	0:42,935	12	
										3	12	12	14	10:17,202	0:43,031	7	
25	301	Himmels, Yannik	DEU	Valier Motorsport	DEU	IKC 1147857 KBF 1063735	SODI / TM / Vega	30	22	2	17	17	14	10:15,033	0:42,607	12	
										3	13	13	14	10:17,353	0:42,983	13	
26	368	Hartmann, Rick	DEU	Team NKS	DEU	IKC 1145851 KBF 1050071	DR / TM / Vega	30	24	1	14	14	14	10:10,794	0:42,445	10	
										2	16	16	14	10:13,948	0:42,657	8	
27	304	Beyerlein, Patrick	DEU	BEYMO-Karttracing	DEU	IKC 1041625 KBF 1160795	CRG / TM / Vega	34	27	1	16	16	14	10:13,531	0:42,726	5	
										2	18	18	14	10:17,495	0:42,963	8	
28	335	Sager, Moritz	AUT	KSB RACING TEAM	AUT	JK 2117 BK 002	Kosmic / TM / Vega	35	26	1	19	19	14	10:15,347	0:42,763	10	
										3	16	16	14	10:21,171	0:42,976	8	
29	307	Schröder, Tim	DEU	Mach1 Motorsport	DEU	IKB 1079850 KBF 1005514	Mach1 / TM / Vega	37	33	1	18	18	14	10:15,053	0:42,926	9	
										2	19	19	14	10:17,654	0:42,935	9	
30	320	Fredriksson, Lukas	SWE	JP Racing	SWE	200108090073 105	Exprit / Vortex / Vega	38	31	2	20	20	14	10:19,563	0:42,957	8	
										3	18	18	14	10:24,856	0:43,358	13	
31	330	Walsh, Ian	IRL	Ian Walsh	IRL	1326 1326	Tony Kart / TM / Vega	38	32	1	21	21	14	10:19,154	0:43,019	9	
										3	17	17	14	10:24,714	0:43,408	8	
32	327	Jonsson, Lukas	SWE	JP Racing	SWE	200009017955 105	Exprit / Vortex / Vega	43	30	1	22	22	14	10:23,676	0:43,102	9	
										2	21	21	14	10:22,944	0:43,331	11	
33	316	Schultheiss, Marcel	DEU	Mach1 Motorsport	DEU	IKC 1106945 KBF 1005514	Mach1 / TM / Vega	44	28	2	22	22	8	5:55,024	0:42,771	7	
										3	22	22	3	2:29,488	0:43,894	2	
34	357	Ott, Stefan	DEU	Kartshop Ampfing	DEU	IKC111949 KBF 1108764	DR / TM / Vega	48	1	2	23	23	1	0:48,341	-	-	-
										3	-	25	AUS	-	-	-	-

Rennleitung: Kai Medefind Racedirektor: Thomas Lainer

Sportkommissare: Thomas Ferrero / Ulrich Bell / Robert Kühnel

Techn. Kommissare: H.-J. Dangers / M. Grasshoff / C. Schmidt / D.Pietzko / J.Lawinger / H.Höfler

Zeitmahme: KART-DATA timing service Franz Schiesler / Martin Summerer / Manuela Hintner



**NEU - 2 - NEW**

17	316	Mach1 Motorsport Schultheiss Marcel Startposition 33	17	357	Kartshop Ampfing Ott Stefan Startposition 34
16	330	Ian Walsh Walsh Ian Startposition 31	16	327	JP Racing Jonsson Lukas Startposition 32
15	307	Mach1 Motorsport Schröder Tim Startposition 29	15	320	JP Racing Fredriksson Lukas Startposition 30
14	304	BEYMO-Kart racing Beyerlein Patrick Startposition 27	14	335	KSB RACING TEAM Sager Moritz Startposition 28
13	301	Valier Motorsport Himmels Yannik Startposition 25	13	368	Team NKS Hartmann Rick Startposition 26
12	314	R&R RACING TEAM Ugran Filip Ioan Startposition 23	12	310	Parolin Deutschland MSR Fetzer Dennis Startposition 24
11	306	Valier Motorsport Curto Alessio Startposition 21	11	324	SRP Racing Team De Santis Raffaele Startposition 22
10	312	CRG -Performance Metz Tim Mika Startposition 19	10	318	Valier Motorsport Dresen Andreas Startposition 20
9	369	Van Woerden Racing Drewing Pascal Startposition 17	9	333	Mach1 Motorsport Myszkier Pawel Startposition 18
8	329	SRP Racing Team Trefilovs Davids Startposition 15	8	334	BIREL ART RACING KSW Lehner Franz Startposition 16
7	317	KSM Schumacher Racing Team Wagner Fabio Startposition 13	7	326	Solgat Motorsport Baranowski Kevin Startposition 14
6	319	Solgat Motorsport Colakovic Nermin Startposition 11	6	358	Sebastian Uber Uber Sebastian Startposition 12
5	302	CRG Holland Potman Mark Startposition 9	5	331	BIREL ART RACING KSW Kindervater Robert Startposition 10
4	332	CKR Srl Tabakovic Ronny Startposition 7	4	305	RS-Motorsport Langenbacher Marvin Startposition 8
3	323	Kartshop Ampfing Mähler Tobias Startposition 5	3	352	ZANCHI MOTORSPORT Funda Marcus Startposition 6
2	328	Thomas Neumann Neumann Thomas Startposition 3	2	309	TB Racing Team Kamali Luka Startposition 4
1	321	CRG Holland Denner Emilien Startposition 1	1	359	RS-Motorsport Kreutz Patrick Startposition 2

**Starting GRID DSKC (KZ2)**

**Rennen 14**

**NEU - 1 - NEW**

DMSB-RegNr 124/2018  
**R 10 DSKC (K22) Heat 3 A <> B**

Strecke / track: 1063m

fastest Lap Lehner, Franz at: 0:42,421

started: 23 classified: 22 not classified: 1 excluded: 1

Doc. 7.1

Pos	Str. Nr.	Fahrer Driver	Nation	Bewerber/Sponsor	Nation	Lizenz/B-Lizenz	Chassis/Motor/Reifen	Points	Runden Laps	E Gesamtzeit Differenz	Abstand Gap	beste Runde best Lap	in R. in L.	o Geschw. a Speed
1	359	Kreutz, Patrick	DEU	RS-Motorsport	DEU	IKB 1101586 KBF 1104126	CRG / TM / Vega	0	14	10:04,391		0:42,438	11	88,6 km/h 90,2 km/h
2	334	Lehner, Franz	AUT	BIREL ART RACING KSW	AUT	JK 2150 BK 102	BirelART / TM / Vega	2	14	10:05,709 0:01,318	0:01,318	0:42,421	11	88,5 km/h 90,2 km/h
3	309	Kamali, Luka	DEU	TB Racing Team	DEU	IKB 1132678 KBF 1116906	CRG / TM / Vega	3	14	10:06,302 0:01,911	0:00,593	0:42,539	9	88,4 km/h 90 km/h
4	331	Kindervater, Robert	DEU	BIREL ART RACING KSW	AUT	IKC 1133505 BK 102	BirelART / TM / Vega	4	14	10:07,129 0:02,738	0:00,827	0:42,444	10	88,2 km/h 90,2 km/h
5	352	Funda, Marcus	AUT	ZANCHI MOTORSPORT	ITA	JK 2051 398793	ITALCORSE / TM / Vega	5	14	10:09,123 0:04,732	0:01,994	0:42,683	13	88 km/h 89,7 km/h
6	317	Wagner, Fabio	DEU	KSM Schumacher Racing Team	DEU	IKC 1125482 KBF 1067587	Tony Kart / Vortex / Vega	6	14	10:10,681 0:06,290	0:01,558	0:42,733	11	87,7 km/h 89,6 km/h
7	358	Uber, Sebastian	DEU	Sebastian Uber	DEU	IKB 1117990 IKB 1117990	Gillard / Modena / Vega	7	14	10:10,911 0:06,520	0:00,230	0:42,732	10	87,7 km/h 89,6 km/h
8	329	Trefilovs, Davids	DEU	SRP Racing Team	DEU	IKC1147656 KBF 1156791	CRG / TM / Vega	8	14	10:11,595 0:07,204	0:00,684	0:42,434	14	87,6 km/h 90,2 km/h
9	302	Potman, Mark	NLD	CRG Holland	NLD	30972 15521	CRG / TM / Vega	9	14	10:12,526 0:08,135	0:00,931	0:42,815	14	87,5 km/h 89,4 km/h
10	369	Drewing, Pascal	DEU	Van Woerden Racing	DEU	IKC 1147574 KBF 1188185	Praga / TM / Vega	10	14	10:12,958 0:08,567	0:00,432	0:42,876	13	87,4 km/h 89,3 km/h
11	312	Metz, Tim Mika	DEU	CRG-Performance Parolin Deutschland MSR	DEU	IKC 1149667 KBF 1168909	CRG / TM / Vega	11	14	10:13,692 0:09,301	0:00,734	0:42,656	6	87,3 km/h 89,7 km/h
12	310	Fetzer, Dennis	DEU	WST	DEU	IKC 1157082 KBF 1156015	Parolin / TM / Vega	12	14	10:17,202 0:12,811	0:03,510	0:43,031	7	86,8 km/h 88,9 km/h
13	301	Himmels, Yannik	DEU	Valier Motorsport	DEU	IKC 1147857 KBF 1063735	SODI / TM / Vega	13	14	10:17,353 0:12,962	0:00,151	0:42,983	13	86,8 km/h 89 km/h
14	318	Dresen, Andreas	DEU	Valier Motorsport	DEU	IKC 1116375 KBF 1063735	SODI / TM / Vega	14	14	10:18,152 0:13,761	0:00,799	0:42,807	8	86,7 km/h 89,4 km/h
15	324	De Santis, Raffaele	ITA	SRP Racing Team	DEU	355295 KBF 1156791	CRG / TM / Vega	15	14	10:18,550 0:14,159	0:00,398	0:42,821	13	86,6 km/h 89,4 km/h
16	335	Sager, Moritz	AUT	KSB RACING TEAM	AUT	JK 2117 BK 002	Kosmic / TM / Vega	16	14	10:21,171 0:16,780	0:02,621	0:42,976	8	86,2 km/h 89 km/h
17	330	Walsh, Ian	IRL	Ian Walsh	IRL	1326 1326	Tony Kart / TM / Vega	17	14	10:24,714 0:20,323	0:03,543	0:43,408	8	85,8 km/h 88,2 km/h
18	320	Fredriksson, Lukas	SWE	JP Racing	SWE	20010809007: 105	Exprit / Vortex / Vega	18	14	10:24,856 0:20,465	0:00,142	0:43,358	13	85,7 km/h 88,3 km/h
19	306	Curto, Alessio	DEU	Valier Motorsport	DEU	IKC 1125805 KBF 1063735	SODI / TM / Vega	19	13	9:22,824 1 R	1 R	0:42,557	10	88,4 km/h 89,9 km/h
20	314	Ugran, Filip Ioan	ROU	R&R RACING TEAM	AUT	131 BK 031	BirelArt / TM / Vega	20	6	4:36,102 8 R	7 R	0:43,072	4	83,2 km/h 88,8 km/h
21	333	Myszkier, Pawel	POL	Mach1 Motorsport	DEU	B27/208/K KBF 1005514	Mach1 / TM / Vega	21	5	4:13,225 9 R	1 R	0:44,661	2	75,6 km/h 85,7 km/h
22	316	Schultheiss, Marcel	DEU	Mach1 Motorsport	DEU	IKC 1106945 KBF 1005514	Mach1 / TM / Vega	22	3	2:29,488 11 R	2 R	0:43,894	2	76,8 km/h 87,2 km/h
357		Ott, Stefan	DEU	Kartshop Ampfing	DEU	IKC111946 KBF 1108764	DR / TM / Vega	25						disqualified

StNr. 324,335 5 sec penalty Frontfaring

StNr. 357 Disqualifikation from the Heat

Rennleitung: Kai Medefind Racedirektor: Thomas Lainer

Sportkommissare: Thomas Ferrero / Ulrich Bell / Robert Kühnel

Techn. Kommissare: H.-J. Dangers / M. Grasshoff / C. Schmidt / D.Pietzko / J.Lawinger / H.Höfler

Zeinnahme: KART-DATA timing service Franz Schieszler / Martin Summerer / Manuela Hintner

Zeitnahme / timekeeping  
*Schieszler*  
 Franz Schieszler

Aushangzeit : 19:08:48

**R 10 DSKC (KZ2) Heat 3 A < > B**

Strecke / track: 1063

Fahrername Driver	Ott Stefan	Kreutz Patrick	Lehner Franz	Kamali Luka	Kindervater Robert	Funda Marcus	Wagner Fabio	Uber Sebastian	Trefilows Davids	Potman Mark	Drewing Pascal	Metz Tim Miika
schnellste Runde	0:42,470 Rn. 7	0:42,438 Rn. 11	0:42,421 Rn. 11	0:42,539 Rn. 9	0:42,444 Rn. 10	0:42,683 Rn. 13	0:42,733 Rn. 11	0:42,732 Rn. 10	0:42,434 Rn. 14	0:42,815 Rn. 14	0:42,876 Rn. 13	0:42,656 Rn. 6
Speed	90,1 km/h	90,2 km/h	90,2 km/h	90,0 km/h	90,2 km/h	89,7 km/h	89,6 km/h	89,6 km/h	90,2 km/h	89,4 km/h	89,3 km/h	89,7 km/h
Lap 1	0:43,103	0:45,674	0:43,807	0:46,278	0:46,291	0:47,099	0:47,002	0:47,031	0:48,105	0:47,819	0:47,351	0:48,702
Lap 2	0:42,762	0:43,832	0:43,630	0:43,425	0:43,765	0:43,658	0:43,746	0:43,804	0:44,086	0:43,510	0:43,931	0:43,886
Lap 3	0:42,686	0:43,244	0:44,112	0:43,338	0:43,146	0:43,356	0:43,910	0:44,557	0:43,918	0:43,942	0:44,307	0:44,404
Lap 4	0:42,518	0:43,078	0:42,797	0:43,377	0:43,401	0:43,259	0:43,063	0:43,253	0:43,111	0:43,227	0:43,259	0:42,939
Lap 5	0:42,552	0:42,906	0:42,491	0:42,717	0:43,153	0:43,103	0:43,069	0:42,978	0:42,767	0:43,029	0:43,099	0:43,046
Lap 6	0:42,482	0:42,735	0:42,721	0:42,738	0:42,920	0:42,984	0:43,060	0:42,947	0:42,839	0:42,910	0:42,964	0:42,656
Lap 7	0:42,470	0:42,527	0:42,900	0:42,803	0:42,679	0:42,963	0:42,754	0:42,968	0:42,568	0:42,858	0:42,987	0:42,689
Lap 8	0:42,670	0:42,543	0:42,502	0:42,749	0:42,693	0:42,796	0:42,809	0:42,760	0:42,959	0:43,112	0:42,936	0:43,286
Lap 9	0:42,615	0:42,465	0:42,518	0:42,539	0:42,626	0:42,722	0:42,824	0:42,766	0:43,025	0:42,975	0:42,978	0:43,118
Lap 10	0:42,519	0:42,466	0:42,579	0:42,583	0:42,444	0:42,731	0:42,767	0:42,732	0:42,561	0:42,963	0:43,111	0:43,068
Lap 11	0:42,604	0:42,438	0:42,421	0:43,031	0:42,611	0:42,716	0:42,733	0:42,744	0:42,826	0:43,099	0:43,310	0:42,931
Lap 12	0:42,512	0:42,600	0:42,426	0:42,549	0:42,813	0:42,729	0:42,977	0:42,798	0:42,661	0:43,217	0:42,933	0:43,115
Lap 13	0:42,561	0:42,557	0:42,657	0:42,571	0:42,638	0:42,683	0:42,766	0:42,768	0:42,587	0:42,865	0:42,876	0:42,829
Lap 14		0:42,564		0:42,628	0:42,619	0:43,432	0:43,093	0:42,980	0:42,434	0:42,815	0:42,905	0:42,935

## R 10 DSKC (KZ2) Heat 3 A < > B

Strecke / track: 1063

Fahrername Driver	Fetzer Dennis	Himmels Yannik	Dresen Andreas	De Santis Raffaele	Sager Moritz	Walsh Ian	Fredriksson Lukas	Curto Alessio	Ugran Filip Ioan	Myszkier Pawel	Schultheiss Marcel
schnellste Runde	0:43,031 Rn. 7	0:42,983 Rn. 13	0:42,807 Rn. 8	0:42,821 Rn. 13	0:42,976 Rn. 8	0:43,408 Rn. 8	0:43,358 Rn. 13	0:42,557 Rn. 10	0:43,072 Rn. 4	0:44,661 Rn. 2	0:43,894 Rn. 2
Speed	88,9 km/h	89,0 km/h	89,4 km/h	89,4 km/h	89,0 km/h	88,2 km/h	88,3 km/h	89,9 km/h	88,8 km/h	85,7 km/h	87,2 km/h
Lap 1	0:47,530	0:48,971	0:49,318	0:48,566	0:48,151	0:49,633	0:48,664	0:45,413	0:46,691	0:45,881	0:47,846
Lap 2	0:44,123	0:44,068	0:44,389	0:43,735	0:43,997	0:44,274	0:44,383	0:43,716	0:43,819	0:44,661	0:43,894
Lap 3	0:44,738	0:44,092	0:43,681	0:43,841	0:44,134	0:43,901	0:43,914	0:43,340	0:44,156	0:50,030	0:52,994
Lap 4	0:43,884	0:43,452	0:43,551	0:43,349	0:43,534	0:43,840	0:43,766	0:43,292	0:43,072	0:46,344	
Lap 5	0:43,282	0:43,448	0:43,177	0:43,057	0:43,194	0:43,671	0:44,347	0:42,821	0:43,107	1:02,849	
Lap 6	0:43,564	0:43,391	0:43,464	0:43,091	0:43,229	0:43,851	0:43,564	0:42,684	0:51,464		
Lap 7	0:43,031	0:43,104	0:43,668	0:43,006	0:43,005	0:43,864	0:43,544	0:42,630			
Lap 8	0:43,235	0:43,290	0:42,807	0:43,132	0:42,976	0:43,408	0:43,399	0:42,665			
Lap 9	0:43,193	0:43,081	0:43,180	0:43,001	0:43,125	0:44,372	0:43,491	0:42,605			
Lap 10	0:43,163	0:43,166	0:42,922	0:43,290	0:43,052	0:43,645	0:44,727	0:42,557			
Lap 11	0:43,264	0:43,235	0:43,275	0:42,949	0:43,281	0:44,017	0:43,752	0:42,574			
Lap 12	0:43,151	0:43,270	0:43,407	0:43,053	0:43,214	0:43,769	0:44,087	0:42,604			
Lap 13	0:43,078	0:42,983	0:42,981	0:42,821	0:43,023	0:43,733	0:43,358	0:42,639			
Lap 14	0:43,198	0:43,254	0:43,706	0:43,024	0:43,347	0:43,933	0:43,942				

**R 10 DSKC (K22) Heat 3 A < > B**

Ziel		Sektion 1		Sektion 2		Sektion 3	
Fahrername	Zeit	Fahrername	Zeit	Fahrername	Zeit	Fahrername	Zeit
1 334 Lehner,Franz	0:42,421	329 Trefilovs, Davids	0:15,697	329 Trefilovs, Davids	0:18,960	334 Lehner, Franz	0:06,305
2 329 Trefilovs, Davids	0:42,434	334 Lehner, Franz	0:15,785	357 Ott, Stefan	0:18,985	357 Ott, Stefan	0:07,365
3 359 Kreutz, Patrick	0:42,438	309 Kamali, Luka	0:15,805	331 Kindervater, Robert	0:18,997	329 Trefilovs, Davids	0:07,512
4 331 Kindervater, Robert	0:42,444	331 Kindervater, Robert	0:15,816	306 Curto, Alessio	0:19,032	359 Kreutz, Patrick	0:07,565
5 357 Ott, Stefan	0:42,470	359 Kreutz, Patrick	0:15,832	359 Kreutz, Patrick	0:19,033	358 Uher, Sebastian	0:07,571
6 309 Kamali, Luka	0:42,539	312 Metz, Tim Mika	0:15,849	309 Kamali, Luka	0:19,037	331 Kindervater, Robert	0:07,582
7 306 Curto, Alessio	0:42,557	306 Curto, Alessio	0:15,860	324 De Santis, Raffaele	0:19,038	318 Dresen, Andreas	0:07,594
8 312 Metz, Tim Mika	0:42,656	357 Ott, Stefan	0:15,867	334 Lehner, Franz	0:19,061	309 Kamali, Luka	0:07,598
9 352 Funda, Marcus	0:42,683	358 Uher, Sebastian	0:15,886	318 Dresen, Andreas	0:19,112	317 Wagner, Fabio	0:07,598
10 358 Uher, Sebastian	0:42,732	369 Drawing, Pascal	0:15,887	352 Funda, Marcus	0:19,121	306 Curto, Alessio	0:07,601
11 317 Wagner, Fabio	0:42,733	317 Wagner, Fabio	0:15,896	301 Himmels, Yannik	0:19,150	352 Funda, Marcus	0:07,611
12 318 Dresen, Andreas	0:42,807	352 Funda, Marcus	0:15,914	312 Metz, Tim Mika	0:19,151	312 Metz, Tim Mika	0:07,614
13 302 Potman, Mark	0:42,815	318 Dresen, Andreas	0:15,960	317 Wagner, Fabio	0:19,153	302 Potman, Mark	0:07,636
14 324 De Santis, Raffaele	0:42,821	302 Potman, Mark	0:15,966	369 Drawing, Pascal	0:19,165	369 Drawing, Pascal	0:07,636
15 369 Drawing, Pascal	0:42,876	324 De Santis, Raffaele	0:15,966	302 Potman, Mark	0:19,169	335 Sager, Moritz	0:07,638
16 335 Sager, Moritz	0:42,976	314 Ugran, Filip Ioan	0:15,967	358 Uher, Sebastian	0:19,175	310 Fetzler, Dennis	0:07,652
17 301 Himmels, Yannik	0:42,983	310 Fetzler, Dennis	0:16,007	335 Sager, Moritz	0:19,202	324 De Santis, Raffaele	0:07,653
18 310 Fetzler, Dennis	0:43,031	335 Sager, Moritz	0:16,008	310 Fetzler, Dennis	0:19,247	301 Himmels, Yannik	0:07,666
19 314 Ugran, Filip Ioan	0:43,072	301 Himmels, Yannik	0:16,058	314 Ugran, Filip Ioan	0:19,317	314 Ugran, Filip Ioan	0:07,667
20 320 Fredriksson, Lukas	0:43,358	330 Walsh, Ian	0:16,121	320 Fredriksson, Lukas	0:19,376	320 Fredriksson, Lukas	0:07,737
21 330 Walsh, Ian	0:43,408	320 Fredriksson, Lukas	0:16,122	333 Myszkier, Pawel	0:19,464	330 Walsh, Ian	0:07,788
22 316 Schultheiss, Marcel	0:43,894	316 Schultheiss, Marcel	0:16,472	330 Walsh, Ian	0:19,493	316 Schultheiss, Marcel	0:07,794
23 333 Myszkier, Pawel	0:44,661	333 Myszkier, Pawel	0:17,143	316 Schultheiss, Marcel	0:19,628	333 Myszkier, Pawel	0:07,795



### R 10 DSKG (KZ2) Heat 3 A < > B

Die schnellsten Zeiten

Ort	Nr. Fahrername	Zeit	Streckl.	Ø Speed
Ziel	334 Lehner,Franz	0:42,421	1063 m	90,2 km/h
Sektion 1	329 Trefflows,David	0:15,697	416 m	95,4 km/h
Sektion 2	329 Trefflows,David	0:18,960	452 m	85,8 km/h
Sektion 3	334 Lehner,Franz	0:06,305	195 m	111,3 km/h

	Smr.357 Or,Stefan DEU Kartshop Ampfing		Smr.359 Kreuz,Patrick DEU RS-Motorsport		Smr.334 Lehner,Franz AUT BIREL ART RACING KSW		Smr.309 Kamati,Luka DEU TB Racing Team		Smr.331 Kindervater,Robert DEU BIREL ART RACING KSW	
	theoretisch mögliche Bestzeit	theoretisch mögliche Bestzeit	theoretisch mögliche Bestzeit	theoretisch mögliche Bestzeit	theoretisch mögliche Bestzeit	theoretisch mögliche Bestzeit	theoretisch mögliche Bestzeit	theoretisch mögliche Bestzeit	theoretisch mögliche Bestzeit	theoretisch mögliche Bestzeit
best	0:42,470	0:15,867	0:18,985	0:07,365	0:42,430	0:19,033	0:07,565	0:42,438	0:15,832	0:18,997
Runde 1	0:43,103	11:31,194	0:19,500	11:07,591	0:42,430	0:19,687	0:07,933	0:45,674	0:18,054	0:18,492
Runde 2	0:42,762			0:07,365	0:43,832	0:16,379	0:07,794	0:43,832	0:16,379	0:16,491
Runde 3	0:42,686	0:16,025	0:19,084	0:07,577	0:43,244	0:16,108	0:07,756	0:43,244	0:16,108	0:16,088
Runde 4	0:42,518	0:15,952	0:19,118	0:07,448	0:43,078	0:16,205	0:07,677	0:43,078	0:16,205	0:16,262
Runde 5	0:42,552	0:15,925	0:19,018	0:07,609	0:42,906	0:16,106	0:07,634	0:42,906	0:16,106	0:15,971
Runde 6	0:42,482	0:15,922	0:19,082	0:07,528	0:42,735	0:15,986	0:07,613	0:42,735	0:15,986	0:15,908
Runde 7	0:42,470	0:15,886	0:18,985	0:07,599	0:42,527	0:15,880	0:07,601	0:42,527	0:15,880	0:15,904
Runde 8	0:42,670	0:15,879	0:18,999	0:07,792	0:42,543	0:15,984	0:07,589	0:42,543	0:15,984	0:15,919
Runde 9	0:42,615	0:15,934	0:19,120	0:07,561	0:42,465	0:15,842	0:07,589	0:42,465	0:15,842	0:15,861
Runde 10	0:42,519	0:15,882	0:19,117	0:07,520	0:42,466	0:15,861	0:07,570	0:42,466	0:15,861	0:15,865
Runde 11	0:42,604	0:15,886	0:19,047	0:07,671	0:42,438	0:15,832	0:07,570	0:42,438	0:15,832	0:15,885
Runde 12	0:42,512	0:15,880	0:19,071	0:07,561	0:42,600	0:15,850	0:07,608	0:42,600	0:15,850	0:15,922
Runde 13	0:42,561	0:15,878	0:19,000	0:07,683	0:42,557	0:15,850	0:07,577	0:42,557	0:15,850	0:15,912
Runde 14		0:15,867	0:19,054		0:42,564	0:15,893	0:07,638	0:42,564	0:15,893	0:15,816



**R 10 DSKG (K22) Heat 3 A < > B**

Die schnellsten Zeiten

Ort	Nr. Fahrername	Zeit	Streckl.	Ø Speed
Ziel	334 Lehner,Franz	0:42,421	1063 m	90,2 km/h
Sektion 1	329 Trefflows, Davids	0:15,697	416 m	95,4 km/h
Sektion 2	329 Trefflows, Davids	0:18,960	452 m	85,8 km/h
Sektion 3	334 Lehner,Franz	0:06,305	195 m	111,3 km/h

Runde	Smr.352 Funda,Marcus AUT ZANCHI MOTORSPORT		Smr.317 Wagner,Fabio DEU KSM Schumacher Racing Team		Smr.358 Uber,Sebastian DEU Sebastian Uber		Smr.329 Trefflows,Davids DEU SRP Racing Team		Smr.302 Poimann,Mark NLD CRG Holland											
	theoretisch mögliche Bestzeit	Ziel	theoretisch mögliche Bestzeit	Ziel	theoretisch mögliche Bestzeit	Ziel	theoretisch mögliche Bestzeit	Ziel	theoretisch mögliche Bestzeit	Ziel										
best	0:42,683	0:15,914	0:19,121	0:07,611	0:42,733	0:15,896	0:19,153	0:07,598	0:42,732	0:15,886	0:19,175	0:07,571	0:42,434	0:15,697	0:18,960	0:07,512	0:42,815	0:15,966	0:19,169	0:07,636
Runde 1	0:47,099	0:19,338	0:19,902	0:07,859	0:47,002	0:18,825	0:20,262	0:07,915	0:47,031	0:18,865	0:20,348	0:07,818	0:48,105	0:19,354	0:20,893	0:07,858	0:47,819	0:19,272	0:20,423	0:08,124
Runde 2	0:43,658	0:16,440	0:19,492	0:07,726	0:43,746	0:16,381	0:19,610	0:07,755	0:43,804	0:16,472	0:19,636	0:07,696	0:44,086	0:16,519	0:19,870	0:07,697	0:43,510	0:16,358	0:19,446	0:07,706
Runde 3	0:43,356	0:16,142	0:19,549	0:07,665	0:43,910	0:16,777	0:19,448	0:07,685	0:44,557	0:17,181	0:19,600	0:07,776	0:43,918	0:16,163	0:19,882	0:07,873	0:43,942	0:16,717	0:19,528	0:07,697
Runde 4	0:43,259	0:16,081	0:19,527	0:07,651	0:43,063	0:16,049	0:19,328	0:07,686	0:43,253	0:16,102	0:19,459	0:07,692	0:43,111	0:16,128	0:19,404	0:07,579	0:43,227	0:16,158	0:19,316	0:07,753
Runde 5	0:43,103	0:16,097	0:19,185	0:07,821	0:43,069	0:16,039	0:19,325	0:07,705	0:42,978	0:16,098	0:19,248	0:07,632	0:42,767	0:16,004	0:19,147	0:07,616	0:43,029	0:16,149	0:19,229	0:07,651
Runde 6	0:42,984	0:15,968	0:19,308	0:07,708	0:43,060	0:16,028	0:19,384	0:07,648	0:42,947	0:15,998	0:19,356	0:07,593	0:42,839	0:16,004	0:19,298	0:07,537	0:42,910	0:16,015	0:19,259	0:07,636
Runde 7	0:42,963	0:16,024	0:19,268	0:07,671	0:42,754	0:15,904	0:19,199	0:07,651	0:42,968	0:16,035	0:19,281	0:07,652	0:42,959	0:15,971	0:19,302	0:07,686	0:43,112	0:16,113	0:19,288	0:07,711
Runde 8	0:42,796	0:15,938	0:19,121	0:07,737	0:42,809	0:15,983	0:19,201	0:07,625	0:42,760	0:15,966	0:19,223	0:07,571	0:42,925	0:16,308	0:19,120	0:07,597	0:42,975	0:16,048	0:19,235	0:07,692
Runde 9	0:42,772	0:15,916	0:19,148	0:07,658	0:42,824	0:15,896	0:19,290	0:07,638	0:42,766	0:15,962	0:19,175	0:07,629	0:43,025	0:16,308	0:19,120	0:07,597	0:42,963	0:16,021	0:19,255	0:07,687
Runde 10	0:42,731	0:15,914	0:19,175	0:07,642	0:42,767	0:15,993	0:19,161	0:07,613	0:42,732	0:15,886	0:19,259	0:07,587	0:42,561	0:15,962	0:18,960	0:07,639	0:42,963	0:16,021	0:19,255	0:07,687
Runde 11	0:42,716	0:15,931	0:19,125	0:07,660	0:42,733	0:15,914	0:19,221	0:07,598	0:42,744	0:15,920	0:19,213	0:07,611	0:42,826	0:15,977	0:19,337	0:07,512	0:43,099	0:16,104	0:19,337	0:07,658
Runde 12	0:42,729	0:15,943	0:19,175	0:07,611	0:42,977	0:15,991	0:19,274	0:07,712	0:42,798	0:15,952	0:19,184	0:07,662	0:42,661	0:15,962	0:19,175	0:07,524	0:43,217	0:16,079	0:19,463	0:07,675
Runde 13	0:42,683	0:15,925	0:19,130	0:07,628	0:42,766	0:15,971	0:19,153	0:07,642	0:42,768	0:15,921	0:19,230	0:07,617	0:42,587	0:15,888	0:19,184	0:07,515	0:42,865	0:16,016	0:19,197	0:07,652
Runde 14	0:43,432	0:16,172	0:19,466	0:07,794	0:43,093	0:16,063	0:19,351	0:07,679	0:42,980	0:15,888	0:19,427	0:07,665	0:42,434	0:15,697	0:19,166	0:07,571	0:42,815	0:15,966	0:19,170	0:07,679



### R 10 DSKG (K22) Heat 3 A < > B

Die schnellsten Zeiten

Ort	Nr. Fahrername	Zeit	Streckl.	Ø Speed
Ziel	334 Lehner,Franz	0:42,421	1063 m	90,2 km/h
Sektion 1	329 Trefflows,David	0:15,697	416 m	95,4 km/h
Sektion 2	329 Trefflows,David	0:18,960	452 m	85,8 km/h
Sektion 3	334 Lehner,Franz	0:06,305	195 m	111,3 km/h

	Smr.369 Drowing,Pascal DEU Von Woerden Racing		Smr.324 De Santis,Raffaele ITA SRP Racing Team		Smr.312 Metz,Tim Mika DEU CRG -Performance		Smr.335 Sager,Moritz AUT KSB RACING TEAM		Smr.310 Feitzer,Dennis DEU Parolin Deutschland MSR WST			
	theoretisch mögliche Bestzeit	Ziel	theoretisch mögliche Bestzeit	Ziel	theoretisch mögliche Bestzeit	Ziel	theoretisch mögliche Bestzeit	Ziel	theoretisch mögliche Bestzeit	Ziel		
best	0:42,876	0:15,887	0:19,165	0:07,636	0:42,821	0:15,966	0:19,038	0:07,653	0:42,821	0:16,007	0:19,247	0:07,652
Runde 1	0:47,351	0:19,209	0:20,233	0:07,909	0:48,566	0:19,681	0:20,460	0:08,425	0:48,702	0:19,892	0:20,834	0:07,976
Runde 2	0:43,931	0:16,359	0:19,799	0:07,773	0:43,735	0:16,429	0:19,505	0:07,801	0:43,886	0:16,461	0:19,609	0:07,816
Runde 3	0:44,307	0:16,802	0:19,525	0:07,980	0:43,841	0:16,512	0:19,605	0:07,724	0:44,404	0:16,392	0:19,899	0:08,113
Runde 4	0:43,259	0:16,253	0:19,350	0:07,656	0:43,349	0:16,267	0:19,350	0:07,732	0:42,939	0:16,103	0:19,214	0:07,622
Runde 5	0:43,099	0:16,166	0:19,258	0:07,675	0:43,057	0:16,096	0:19,186	0:07,775	0:43,046	0:16,012	0:19,341	0:07,693
Runde 6	0:42,964	0:15,971	0:19,303	0:07,690	0:43,091	0:16,038	0:19,342	0:07,711	0:42,656	0:15,873	0:19,151	0:07,632
Runde 7	0:42,987	0:15,970	0:19,251	0:07,766	0:43,006	0:16,010	0:19,294	0:07,702	0:42,689	0:15,849	0:19,186	0:07,654
Runde 8	0:42,936	0:16,021	0:19,165	0:07,750	0:43,132	0:15,969	0:19,323	0:07,840	0:43,286	0:16,277	0:19,226	0:07,783
Runde 9	0:42,978	0:15,989	0:19,295	0:07,694	0:43,001	0:16,237	0:19,098	0:07,666	0:43,118	0:16,247	0:19,257	0:07,614
Runde 10	0:43,111	0:16,005	0:19,470	0:07,636	0:43,290	0:16,282	0:19,322	0:07,686	0:43,068	0:16,024	0:19,309	0:07,735
Runde 11	0:43,310	0:15,967	0:19,666	0:07,677	0:42,949	0:15,966	0:19,330	0:07,653	0:42,931	0:15,915	0:19,328	0:07,688
Runde 12	0:42,933	0:15,887	0:19,388	0:07,658	0:43,053	0:16,029	0:19,326	0:07,698	0:43,115	0:15,999	0:19,286	0:07,830
Runde 13	0:42,876	0:15,986	0:19,213	0:07,677	0:42,821	0:16,042	0:19,038	0:07,741	0:42,829	0:15,952	0:19,195	0:07,682
Runde 14	0:42,905	0:15,913	0:19,322	0:07,670	0:43,024	0:16,149	0:19,197	0:07,678	0:42,935	0:16,035	0:19,252	0:07,648

### R 10 DSKG (K22) Heat 3 A < > B

Die schnellsten Zeiten

Ort	Nr. Fahrername	Zeit	Streckenl.	Ø Speed
Ziel	334 Lehner,Franz	0:42,421	1063 m	90,2 km/h
Sektion 1	329 Trefflows,David	0:15,697	416 m	95,4 km/h
Sektion 2	329 Trefflows,David	0:18,960	452 m	85,8 km/h
Sektion 3	334 Lehner,Franz	0:06,305	195 m	111,3 km/h

	Smr.301 Himmels,Yannik DEU Valter Motorsport			Smr.318 Dresen,Andreas DEU Valter Motorsport			Smr.330 Walsh,Ian IRL Ian Walsh			Smr.320 Fredriksson,Lukas SWE JP Racing			Smr.306 Curto,Alessio DEU Valter Motorsport		
	theoretisch mögliche Bestzeit	Ziel	Bestzeit	theoretisch mögliche Bestzeit	Ziel	Bestzeit	theoretisch mögliche Bestzeit	Ziel	Bestzeit	theoretisch mögliche Bestzeit	Ziel	Bestzeit	theoretisch mögliche Bestzeit	Ziel	Bestzeit
best	0:42,983	0:16,058	0:19,150	0:42,983	0:16,058	0:19,112	0:43,408	0:16,121	0:19,493	0:43,358	0:16,122	0:19,376	0:42,557	0:15,860	0:19,032
Runde 1	0:48,971	0:19,767	0:21,195	0:49,318	0:20,039	0:21,301	0:49,633	0:20,147	0:21,204	0:48,664	0:19,130	0:21,218	0:45,413	0:17,867	0:19,702
Runde 2	0:44,068	0:16,495	0:19,752	0:44,389	0:16,507	0:20,098	0:44,274	0:16,484	0:19,888	0:44,383	0:16,675	0:19,694	0:43,716	0:16,326	0:19,592
Runde 3	0:44,092	0:16,203	0:19,742	0:43,681	0:16,250	0:19,677	0:43,901	0:16,364	0:19,701	0:43,914	0:16,459	0:19,498	0:43,340	0:16,163	0:19,447
Runde 4	0:43,452	0:16,425	0:19,326	0:43,551	0:16,364	0:19,524	0:43,840	0:16,373	0:19,637	0:43,766	0:16,427	0:19,541	0:43,292	0:16,330	0:19,276
Runde 5	0:43,448	0:16,275	0:19,309	0:43,177	0:16,152	0:19,396	0:43,671	0:16,196	0:19,680	0:44,347	0:16,260	0:20,219	0:42,821	0:15,971	0:19,222
Runde 6	0:43,391	0:16,160	0:19,505	0:43,464	0:16,167	0:19,555	0:43,851	0:16,129	0:19,729	0:43,544	0:16,122	0:19,591	0:42,684	0:15,894	0:19,123
Runde 7	0:43,104	0:16,263	0:19,150	0:43,668	0:16,409	0:19,661	0:43,864	0:16,345	0:19,728	0:43,544	0:16,181	0:19,626	0:42,630	0:15,876	0:19,070
Runde 8	0:43,290	0:16,280	0:19,176	0:42,807	0:16,062	0:19,112	0:43,408	0:16,121	0:19,493	0:43,399	0:16,284	0:19,376	0:42,665	0:15,916	0:19,124
Runde 9	0:43,081	0:16,084	0:19,233	0:43,180	0:16,020	0:19,515	0:44,372	0:16,736	0:19,608	0:43,491	0:16,224	0:19,376	0:42,605	0:15,888	0:19,082
Runde 10	0:43,166	0:16,216	0:19,246	0:42,922	0:16,049	0:19,279	0:43,645	0:16,298	0:19,495	0:44,727	0:16,278	0:20,682	0:42,557	0:15,860	0:19,074
Runde 11	0:43,235	0:16,184	0:19,371	0:43,275	0:16,212	0:19,409	0:44,017	0:16,428	0:19,698	0:43,752	0:16,292	0:19,608	0:42,574	0:15,862	0:19,111
Runde 12	0:43,270	0:16,281	0:19,256	0:43,407	0:16,235	0:19,479	0:43,769	0:16,229	0:19,752	0:44,087	0:16,270	0:20,070	0:42,604	0:15,908	0:19,032
Runde 13	0:42,983	0:16,058	0:19,232	0:42,981	0:15,960	0:19,387	0:43,733	0:16,267	0:19,606	0:43,358	0:16,198	0:19,414	0:42,639	0:15,950	0:19,062
Runde 14	0:43,254	0:16,287	0:19,301	0:43,706	0:16,130	0:19,600	0:43,933	0:16,237	0:19,769	0:43,942	0:16,465	0:19,586	0:42,627	0:15,981	0:19,062

**R 10 DSKG (KZ2) Heat 3 A < > B**

## Die schnellsten Zeiten

Ort	Nr. Fahrername	Zeit	Streckenl.	Ø Speed
Ziel	334 Lehner,Franz	0:42,421	1063 m	90,2 km/h
Sektion 1	329 Trefflows, Davids	0:15,697	416 m	95,4 km/h
Sektion 2	329 Trefflows, Davids	0:18,960	452 m	85,8 km/h
Sektion 3	334 Lehner,Franz	0:06,305	195 m	111,3 km/h

**Smr.314 Ugran,Filip Ioan**  
 ROU  
 R&R RACING TEAM

**Smr.333 Myszkier,Pawel**  
 POL  
 Mach 1 Motorsport

**Smr.316 Schultheiss,Marcel**  
 DEU  
 Mach 1 Motorsport

theoretisch mögliche Bestzeit 0:42,951

Ziel Sektion 1 Sektion 2 Sektion 3

0:43,072 0:15,967 0:19,317 0:07,667

Runde 1 0:46,691 0:18,678 0:20,108 0:07,905

Runde 2 0:43,819 0:16,479 0:19,565 0:07,775

Runde 3 0:44,156 0:17,150 0:19,339 0:07,667

Runde 4 0:43,072 0:16,032 0:19,354 0:07,686

Runde 5 0:43,107 0:16,077 0:19,317 0:07,713

Runde 6 0:51,464 0:15,967 0:24,019 0:11,478

Runde 7

theoretisch mögliche Bestzeit 0:44,402

Ziel Sektion 1 Sektion 2 Sektion 3

0:44,661 0:17,143 0:19,464 0:07,795

0:45,881 0:18,188 0:19,769 0:07,924

0:44,661 0:17,402 0:19,464 0:07,795

0:50,030 0:18,752 0:20,012 0:11,266

0:46,344 0:17,143 0:20,389 0:08,812

1:02,849 0:21,280 0:28,621 0:12,948

theoretisch mögliche Bestzeit 0:43,894

Ziel Sektion 1 Sektion 2 Sektion 3

0:43,894 0:16,472 0:19,628 0:07,794

0:47,846 0:18,856 0:20,970 0:08,020

0:43,894 0:16,472 0:19,628 0:07,794

0:52,994 0:21,903 0:22,466 0:08,625

DMSB-RegNr 124/2018

**R 6 DSKC (K22) Heat 2 A <> C**

Strecke / track: 1063m  
 started: 23 classified: 23 not classified: 0

fastest Lap Kamali, Luka at: 0:42,114  
 Doc. 29

Pos	Str. Nr.	Fahrer Driver	Nation	Bewerber/Sponsor	Nation	Lizenz/B-Lizenz	Chassis/Motor/Reifen	Points	Runden Laps	Gesamtzeit Differenz	Abstand Gap	beste Runde best Lap	in R. in L.	o Geschw. o Speed
1	321	Denner, Emilien	FRA	CRG Holland	NLD	141283E1 15521	Kali Kart / TM / Vega	0	14	10:02,333		0:42,399	10	88,9 km/h 90,3 km/h
2	359	Kreutz, Patrick	DEU	RS-Motorsport	DEU	IKB 1101586 KBF 1104126	CRG / TM / Vega	2	14	10:02,776 0:00,443	0:00,443	0:42,343	11	88,9 km/h 90,4 km/h
3	309	Kamali, Luka	DEU	TB Racing Team	DEU	IKB 1132678 KBF 1116906	CRG / TM / Vega	3	14	10:03,364 0:01,031	0:00,588	0:42,114	11	88,8 km/h 90,9 km/h
4	323	Mähler, Tobias	DEU	Kartshop Ampfing	DEU	IKC 1155185 KBF 1108764	DR / TM / Vega	4	14	10:05,996 0:03,663	0:02,632	0:42,472	13	88,4 km/h 90,1 km/h
5	328	Neumann, Thomas	DEU	Thomas Neumann	DEU	IKB 1066455 IKB 1066455	CRG / Modena / Vega	5	14	10:06,856 0:04,523	0:00,860	0:42,399	13	88,3 km/h 90,3 km/h
6	332	Tabakovic, Ronny	DEU	CKR Srl	ITA	IKC 114804e 300098	CKR / TM / Vega	6	14	10:07,328 0:04,995	0:00,472	0:42,510	13	88,2 km/h 90 km/h
7	305	Langenbacher, Marvin	DEU	RS-Motorsport	DEU	IKC 1152544 KBF 1104126	CRG / TM / Vega	7	14	10:08,137 0:05,804	0:00,809	0:42,584	10	88,1 km/h 89,8 km/h
8	319	Colakovic, Nermin	DEU	Solgat Motorsport	DEU	IKB 1165480 KBF 1079882	BirelArt / TM / Vega	8	14	10:10,074 0:07,741	0:01,937	0:42,628	7	87,8 km/h 89,8 km/h
9	314	Ugran, Filip Ioan	ROU	R&R RACING TEAM	AUT	13i BK 031	BirelArt / TM / Vega	9	14	10:11,142 0:08,809	0:01,068	0:42,463	11	87,7 km/h 90,1 km/h
10	306	Curto, Alessio	DEU	Valier Motorsport	DEU	IKC 1125805 KBF 1063735	SODI / TM / Vega	10	14	10:11,238 0:08,905	0:00,096	0:42,320	10	87,7 km/h 90,4 km/h
11	326	Baranowski, Kevin	DEU	Solgat Motorsport	DEU	IKC 1117565 KBF 1079882	BirelART / TM / Vega	11	14	10:11,406 0:09,073	0:00,168	0:42,718	13	87,6 km/h 89,9 km/h
12	318	Dresen, Andreas	DEU	Valier Motorsport	DEU	IKC 1116375 KBF 1063735	SODI / TM / Vega	12	14	10:11,910 0:09,577	0:00,504	0:42,683	7	87,6 km/h 89,7 km/h
13	329	Trefilovs, Davids	DEU	SRP Racing Team	DEU	IKC1147656 KBF 1156791	CRG / TM / Vega	13	14	10:12,016 0:09,683	0:00,106	0:42,184	4	87,5 km/h 90,7 km/h
14	324	De Santis, Raffaele	ITA	SRP Racing Team	DEU	355295 KBF 1156791	CRG / TM / Vega	14	14	10:12,185 0:09,852	0:00,169	0:42,429	6	87,5 km/h 90,2 km/h
15	312	Metz, Tim Mika	DEU	CRG-Performance	DEU	IKC 1149667 KBF 1168909	CRG / TM / Vega	15	14	10:12,335 0:10,002	0:00,150	0:42,411	10	87,5 km/h 90,2 km/h
16	368	Hartmann, Rick	DEU	Team NKS	DEU	IKC 1145851 KBF 1050071	DR / TM / Vega	16	14	10:13,948 0:11,615	0:01,613	0:42,657	8	87,3 km/h 89,7 km/h
17	301	Himmels, Yannik	DEU	Valier Motorsport	DEU	IKC 1147857 KBF 1063735	SODI / TM / Vega	17	14	10:15,033 0:12,700	0:01,085	0:42,607	12	87,1 km/h 89,8 km/h
18	304	Beyerlein, Patrick	DEU	BEYMO-Kartracing	DEU	IKC 1041625 KBF 1160795	CRG / TM / Vega	18	14	10:17,495 0:15,162	0:02,462	0:42,963	8	86,8 km/h 89,1 km/h
19	307	Schröder, Tim	DEU	Mach1 Motorsport	DEU	IKB 1079850 KBF 1005514	Mach1 / TM / Vega	19	14	10:17,654 0:15,321	0:00,159	0:42,935	9	86,7 km/h 89,1 km/h
20	320	Fredriksson, Lukas	SWE	JP Racing	SWE	20010809007? 105	Exprit / Vortex / Vega	20	14	10:19,563 0:17,230	0:01,909	0:42,957	8	86,5 km/h 89,1 km/h
21	327	Jonsson, Lukas	SWE	JP Racing	SWE	200000901795? 105	Exprit / Vortex / Vega	21	14	10:22,944 0:20,611	0:03,381	0:43,331	11	86 km/h 88,3 km/h
22	316	Schultheiss, Marcel	DEU	Mach1 Motorsport	DEU	IKC 1106945 KBF 1005514	Mach1 / TM / Vega	22	8	5:55,024 6 R	6 R	0:42,771	7	86,2 km/h 89,5 km/h
23	357	Ott, Stefan	DEU	Kartshop Ampfing	DEU	IKC111946 KBF 1108764	DR / TM / Vega	23	1	0:48,341 13 R	7 R			

StNr. 306 5 sec penalty Frontfiring

Rennleitung: Kai Medefind Racedirektor: Thomas Lainer  
 Sportkommissare: Thomas Ferrero / Ulrich Bell / Robert Kühnel  
 Techn. Kommissare: H.-J. Dangers / M. Grasshoff / C. Schmidt / D.Pietzko / J.Lawinger / H.Höfler  
 Zeitnahme: KART-DATA timing service Franz Schieszler / Martin Summerer / Manuela Hintner

Zeitnahme / timekeeping  
 control *Schieszler*  
 Franz Schieszler

## R 6 DSKG (KZ2) Heat 2 A < > C

Strecke / track: 1063

Fahrername Driver	Denner Emilien	Kreutz Patrick	Kamali Luka	Mähler Tobias	Neumann Thomas	Tabakovic Ronny	Langenbacher Marvin	Colakovic Nermin	Ugran Filip Ioan	Curto Alessio	Baranowski Kevin	Dresen Andreas
schnellste Runde in Runde	0:42,399 Rn. 10	0:42,343 Rn. 11	0:42,114 Rn. 11	0:42,472 Rn. 13	0:42,399 Rn. 13	0:42,510 Rn. 13	0:42,584 Rn. 10	0:42,628 Rn. 7	0:42,463 Rn. 11	0:42,320 Rn. 10	0:42,718 Rn. 13	0:42,683 Rn. 7
Speed	90,3 km/h	90,4 km/h	90,9 km/h	90,1 km/h	90,3 km/h	90,0 km/h	89,9 km/h	89,8 km/h	90,1 km/h	90,4 km/h	89,6 km/h	89,7 km/h
Lap 1	0:43,554	0:45,447	0:47,067	0:46,190	0:46,976	0:47,593	0:46,997	0:47,819	0:48,541	0:47,542	0:47,508	0:47,927
Lap 2	0:43,006	0:43,378	0:43,311	0:43,716	0:43,586	0:43,715	0:43,604	0:43,841	0:43,849	0:43,678	0:43,882	0:43,964
Lap 3	0:42,809	0:42,962	0:43,276	0:43,097	0:43,255	0:43,115	0:43,311	0:43,342	0:43,297	0:43,405	0:43,261	0:43,287
Lap 4	0:42,588	0:42,889	0:42,775	0:42,784	0:42,814	0:42,838	0:43,219	0:43,049	0:43,120	0:42,756	0:43,117	0:43,224
Lap 5	0:42,572	0:42,625	0:42,916	0:42,666	0:43,421	0:42,808	0:42,680	0:42,797	0:43,155	0:42,448	0:43,013	0:42,898
Lap 6	0:42,559	0:42,448	0:42,265	0:42,666	0:42,668	0:43,203	0:42,939	0:42,838	0:42,826	0:42,610	0:42,774	0:42,806
Lap 7	0:42,497	0:42,693	0:42,552	0:43,348	0:42,592	0:42,548	0:42,666	0:42,628	0:42,631	0:42,386	0:42,824	0:42,683
Lap 8	0:42,458	0:42,496	0:42,235	0:42,488	0:42,738	0:42,518	0:42,783	0:42,715	0:43,056	0:42,709	0:42,821	0:43,078
Lap 9	0:42,544	0:42,530	0:42,193	0:42,713	0:43,224	0:42,962	0:42,654	0:42,721	0:42,937	0:42,780	0:42,899	0:42,716
Lap 10	0:42,399	0:42,391	0:42,265	0:42,527	0:42,600	0:42,552	0:42,584	0:43,048	0:42,547	0:42,320	0:42,767	0:42,723
Lap 11	0:42,471	0:42,343	0:42,114	0:42,568	0:42,579	0:42,604	0:42,647	0:43,111	0:42,463	0:42,486	0:42,788	0:42,868
Lap 12	0:42,428	0:42,536	0:42,237	0:42,585	0:42,513	0:42,566	0:42,604	0:42,855	0:42,831	0:42,528	0:42,949	0:43,305
Lap 13	0:42,435	0:42,623	0:42,302	0:42,472	0:42,399	0:42,510	0:42,587	0:42,727	0:42,546	0:42,526	0:42,718	0:42,760
Lap 14		0:42,423	0:42,475	0:42,610	0:42,514	0:42,553	0:42,789	0:42,867	0:43,289	0:42,455	0:43,780	0:43,568

## R 6 DSKC (KZ2) Heat 2 A < > C

Strecke / track: 1063

Fahrername Driver	Trefflows Davids	De Santis Raffaele	Metz Tim Milka	Hartmann Rick	Himmels Yannik	Beyerlein Patrick	Schröder Tim	Fredriksson Lukas	Jonsson Lukas	Schultheiss Marcel	Ott Stefan
schnellste Runde in Runde	0:42,184 Rn. 4	0:42,429 Rn. 6	0:42,411 Rn. 10	0:42,657 Rn. 8	0:42,607 Rn. 12	0:42,963 Rn. 8	0:42,935 Rn. 9	0:42,957 Rn. 8	0:43,331 Rn. 11	0:42,771 Rn. 7	
Speed	90,7 km/h	90,2 km/h	90,2 km/h	89,7 km/h	89,8 km/h	89,1 km/h	89,1 km/h	89,1 km/h	88,3 km/h	89,5 km/h	
Lap 1	0:47,895	0:48,233	0:49,013	0:48,927	0:49,744	0:48,469	0:48,745	0:48,354	0:48,941	0:47,884	
Lap 2	0:44,522	0:43,919	0:44,463	0:45,004	0:44,674	0:44,769	0:44,802	0:44,645	0:44,705	0:44,046	
Lap 3	0:43,490	0:43,293	0:42,669	0:43,436	0:43,927	0:43,590	0:43,780	0:43,808	0:44,055	0:43,199	
Lap 4	0:42,184	0:43,236	0:42,954	0:43,281	0:43,065	0:43,412	0:43,213	0:44,049	0:43,915	0:43,033	
Lap 5	0:42,605	0:43,264	0:42,987	0:43,179	0:42,999	0:43,829	0:43,759	0:43,298	0:43,428	0:43,123	
Lap 6	0:42,729	0:42,429	0:43,323	0:42,965	0:43,117	0:43,204	0:43,026	0:43,082	0:43,546	0:43,282	
Lap 7	0:42,426	0:42,919	0:42,764	0:42,686	0:43,233	0:43,135	0:43,059	0:43,021	0:43,678	0:42,771	
Lap 8	0:42,708	0:42,905	0:42,790	0:42,657	0:42,917	0:42,963	0:43,185	0:42,957	0:43,634	0:42,818	
Lap 9	0:42,557	0:43,712	0:43,585	0:42,911	0:43,194	0:43,203	0:42,935	0:43,445	0:43,426		
Lap 10	0:42,639	0:42,644	0:42,411	0:42,724	0:42,744	0:43,614	0:43,230	0:43,438	0:43,445		
Lap 11	0:43,155	0:42,634	0:42,600	0:42,768	0:42,834	0:43,080	0:43,189	0:43,362	0:43,331		
Lap 12	0:43,047	0:42,948	0:42,606	0:43,051	0:42,607	0:43,126	0:43,094	0:43,324	0:43,418		
Lap 13	0:42,781	0:42,686	0:42,713	0:42,808	0:42,637	0:43,112	0:43,057	0:43,368	0:43,854		
Lap 14	0:43,536	0:43,391	0:43,232	0:42,979	0:42,720	0:43,186	0:43,191	0:43,142	0:43,725		



## R 6 DSKC (KZ2) Heat 2 A < > C

Ziel		Sektion 1		Sektion 2		Sektion 3	
Fahrername	Zeit	Fahrername	Zeit	Fahrername	Zeit	Fahrername	Zeit
1 309 Kamali,Luka	0:42,114	309 Kamali,Luka	0:15,673	309 Kamali,Luka	0:18,920	321 Denner,Emilien	0:07,166
2 329 Trefilovs,Davids	0:42,184	329 Trefilovs,Davids	0:15,728	306 Curto,Alessio	0:18,941	329 Trefilovs,Davids	0:07,474
3 306 Curto,Alessio	0:42,320	306 Curto,Alessio	0:15,734	329 Trefilovs,Davids	0:18,950	309 Kamali,Luka	0:07,518
4 359 Kreutz,Patrick	0:42,343	321 Denner,Emilien	0:15,763	328 Neumann,Thomas	0:18,971	318 Dresen,Andreas	0:07,531
5 321 Denner,Emilien	0:42,399	323 Mähler,Tobias	0:15,788	324 De Santis,Raffaele	0:18,991	314 Ugran,Filip Ioan	0:07,533
6 328 Neumann,Thomas	0:42,399	312 Metz,Tim Mika	0:15,796	359 Kreutz,Patrick	0:18,995	326 Baranowski,Kevin	0:07,533
7 312 Metz,Tim Mika	0:42,411	359 Kreutz,Patrick	0:15,800	312 Metz,Tim Mika	0:19,017	324 De Santis,Raffaele	0:07,542
8 324 De Santis,Raffaele	0:42,429	318 Dresen,Andreas	0:15,815	323 Mähler,Tobias	0:19,025	359 Kreutz,Patrick	0:07,544
9 314 Ugran,Filip Ioan	0:42,463	314 Ugran,Filip Ioan	0:15,828	332 Tabakovic,Ronny	0:19,027	305 Langenbacher,Marvin	0:07,544
10 323 Mähler,Tobias	0:42,472	332 Tabakovic,Ronny	0:15,839	314 Ugran,Filip Ioan	0:19,028	312 Metz,Tim Mika	0:07,552
11 332 Tabakovic,Ronny	0:42,510	328 Neumann,Thomas	0:15,844	321 Denner,Emilien	0:19,045	316 Schultheiss,Marcel	0:07,558
12 305 Langenbacher,Marvin	0:42,584	368 Hartmann,Rick	0:15,855	301 Himmels,Yannik	0:19,050	306 Curto,Alessio	0:07,567
13 301 Himmels,Yannik	0:42,607	324 De Santis,Raffaele	0:15,873	319 Colakovic,Nermin	0:19,085	328 Neumann,Thomas	0:07,567
14 319 Colakovic,Nermin	0:42,628	305 Langenbacher,Marvin	0:15,877	305 Langenbacher,Marvin	0:19,104	332 Tabakovic,Ronny	0:07,570
15 368 Hartmann,Rick	0:42,657	319 Colakovic,Nermin	0:15,881	318 Dresen,Andreas	0:19,105	301 Himmels,Yannik	0:07,571
16 318 Dresen,Andreas	0:42,683	326 Baranowski,Kevin	0:15,881	368 Hartmann,Rick	0:19,122	368 Hartmann,Rick	0:07,602
17 326 Baranowski,Kevin	0:42,718	304 Beyerlein,Patrick	0:15,914	320 Fredriksson,Lukas	0:19,211	307 Schröder,Tim	0:07,612
18 316 Schultheiss,Marcel	0:42,771	301 Himmels,Yannik	0:15,940	326 Baranowski,Kevin	0:19,229	304 Beyerlein,Patrick	0:07,614
19 307 Schröder,Tim	0:42,935	320 Fredriksson,Lukas	0:15,953	316 Schultheiss,Marcel	0:19,232	323 Mähler,Tobias	0:07,622
20 320 Fredriksson,Lukas	0:42,957	316 Schultheiss,Marcel	0:15,975	307 Schröder,Tim	0:19,253	319 Colakovic,Nermin	0:07,623
21 304 Beyerlein,Patrick	0:42,963	307 Schröder,Tim	0:16,027	304 Beyerlein,Patrick	0:19,261	320 Fredriksson,Lukas	0:07,650
22 327 Jonsson,Lukas	0:43,331	327 Jonsson,Lukas	0:16,120	327 Jonsson,Lukas	0:19,350	327 Jonsson,Lukas	0:07,715
23 357 Ott,Stefan		357 Ott,Stefan	0:16,733	357 Ott,Stefan	40:22,008	357 Ott,Stefan	



**R 6 DSKG (KZ2) Heat 2 A < > C**

Die schnellsten Zeiten

Ort	Nr. Fahrername	Zeit	Streckl.	Ø Speed
Ziel	309 Kamali, Luka	0:42,114	1063 m	90,9 km/h
Sektion 1	309 Kamali, Luka	0:15,673	416 m	95,6 km/h
Sektion 2	309 Kamali, Luka	0:18,920	452 m	86,0 km/h
Sektion 3	321 Denner, Emilien	0:07,166	195 m	98,0 km/h

	Snr.321 Denner,Emilien FRA CRG Holland		Snr.359 Kreuz,Patrick DEU RS-Motorsport		Snr.309 Kamali,Luka DEU TB Racing Team		Snr.323 Mähler,Tobias DEU Kartshop Ampfing		Snr.306 Curto,Alessio DEU Valter Motorsport							
	theoretisch mögliche Bestzeit	Ziel	theoretisch mögliche Bestzeit	Ziel	theoretisch mögliche Bestzeit	Ziel	theoretisch mögliche Bestzeit	Ziel	theoretisch mögliche Bestzeit	Ziel						
best	0:42,399	0:15,763	0:19,045	0:07,166	0:42,343	0:15,800	0:18,995	0:07,544	0:42,472	0:15,788	0:19,025	0:07,622	0:42,320	0:15,734	0:18,941	0:07,567
Runde 1	0:43,554	40:18,527	0:20,031	39:55,004	0:45,447	0:17,971	0:19,685	0:07,791	0:46,190	0:18,401	0:19,947	0:07,842	0:47,542	0:19,416	0:20,301	0:07,825
Runde 2	0:43,006	0:16,312	0:19,528	0:07,166	0:43,378	0:16,340	0:19,410	0:07,628	0:43,716	0:16,253	0:19,558	0:07,905	0:43,678	0:16,482	0:19,506	0:07,690
Runde 3	0:42,809	0:16,070	0:19,303	0:07,436	0:42,962	0:16,055	0:19,250	0:07,657	0:43,097	0:16,074	0:19,321	0:07,702	0:43,405	0:16,259	0:19,512	0:07,634
Runde 4	0:42,588	0:15,920	0:19,287	0:07,381	0:42,889	0:15,963	0:19,240	0:07,686	0:42,784	0:15,929	0:19,222	0:07,633	0:42,756	0:15,882	0:19,264	0:07,610
Runde 5	0:42,572	0:15,866	0:19,131	0:07,575	0:42,625	0:15,900	0:19,136	0:07,589	0:42,666	0:15,885	0:19,138	0:07,693	0:42,448	0:15,734	0:19,070	0:07,644
Runde 6	0:42,559	0:15,829	0:19,161	0:07,569	0:42,448	0:15,831	0:18,995	0:07,622	0:42,610	0:15,899	0:19,115	0:07,652	0:42,610	0:16,032	0:18,999	0:07,579
Runde 7	0:42,497	0:15,838	0:19,113	0:07,546	0:42,693	0:15,847	0:19,264	0:07,582	0:43,348	0:15,827	0:19,807	0:07,714	0:42,386	0:15,745	0:19,051	0:07,590
Runde 8	0:42,458	0:15,788	0:19,106	0:07,564	0:42,496	0:15,843	0:19,079	0:07,574	0:42,488	0:15,788	0:19,073	0:07,627	0:42,709	0:15,928	0:19,184	0:07,597
Runde 9	0:42,544	0:15,763	0:19,098	0:07,683	0:42,530	0:15,914	0:19,047	0:07,569	0:42,713	0:15,956	0:19,064	0:07,693	0:42,780	0:16,061	0:19,152	0:07,567
Runde 10	0:42,399	0:15,842	0:19,130	0:07,427	0:42,391	0:15,808	0:19,009	0:07,574	0:42,527	0:15,880	0:19,025	0:07,622	0:42,320	0:15,795	0:18,941	0:07,584
Runde 11	0:42,471	0:15,769	0:19,057	0:07,645	0:42,343	0:15,803	0:18,996	0:07,544	0:42,568	0:15,820	0:19,109	0:07,639	0:42,486	0:15,740	0:19,076	0:07,670
Runde 12	0:42,478	0:15,886	0:19,057	0:07,485	0:42,536	0:15,912	0:19,079	0:07,545	0:42,585	0:15,841	0:19,082	0:07,662	0:42,528	0:15,865	0:19,030	0:07,633
Runde 13	0:42,435	0:15,841	0:19,045	0:07,549	0:42,623	0:15,854	0:19,152	0:07,617	0:42,472	0:15,803	0:19,036	0:07,633	0:42,526	0:15,876	0:19,016	0:07,634
Runde 14		0:15,841	0:19,051		0:42,423	0:15,800	0:19,051	0:07,572	0:42,610	0:15,802	0:19,138	0:07,670	0:42,455	0:15,842	0:19,001	0:07,612



**R 6 DSKC (KZ2) Heat 2 A < > C**

Die schnellsten Zeiten

Ort	Nr. Fahrername	Zeit	Streckl.	Ø Speed
Ziel	309 Kamali, Luka	0:42,114	1063 m	90,9 km/h
Sektion 1	309 Kamali, Luka	0:15,673	416 m	95,6 km/h
Sektion 2	309 Kamali, Luka	0:18,920	452 m	86,0 km/h
Sektion 3	321 Denner, Emilien	0:07,166	195 m	98,0 km/h

	Snr.328 Neumann,Thomas DEU		Snr.332 Tabakovic,Romy DEU		Snr.305 Langenbacher,Marvin DEU		Snr.319 Colakovic,Nermin DEU		Snr.314 Ugran,Filip Ioan ROU				
	Thomas Neumann	CKR Srl	RS-Motorsport	Solgat Motorsport	R&R RACING TEAM	Ziel	Sektion 1	Sektion 2	Sektion 3	Ziel	Sektion 1	Sektion 2	Sektion 3
best	0:42,399	0:15,844	0:18,971	0:07,567	0:42,510	0:15,839	0:19,027	0:07,570	0:42,593	0:15,828	0:19,028	0:07,533	0:42,463
Runde 1	0:46,976	0:19,272	0:19,871	0:07,833	0:47,593	0:19,218	0:20,479	0:07,896	0:48,541	0:20,246	0:20,393	0:07,902	0:48,541
Runde 2	0:43,586	0:16,321	0:19,436	0:07,829	0:43,715	0:16,397	0:19,573	0:07,745	0:43,849	0:16,501	0:19,629	0:07,719	0:43,849
Runde 3	0:43,255	0:16,211	0:19,330	0:07,714	0:43,115	0:16,158	0:19,277	0:07,680	0:43,297	0:16,239	0:19,327	0:07,731	0:43,297
Runde 4	0:42,814	0:15,953	0:19,139	0:07,722	0:42,838	0:15,962	0:19,264	0:07,612	0:43,120	0:15,970	0:19,433	0:07,717	0:43,120
Runde 5	0:43,421	0:16,017	0:19,727	0:07,677	0:42,808	0:15,905	0:19,288	0:07,615	0:43,155	0:16,058	0:19,263	0:07,834	0:43,155
Runde 6	0:42,668	0:15,927	0:19,122	0:07,619	0:43,203	0:16,431	0:19,165	0:07,607	0:42,826	0:16,015	0:19,181	0:07,630	0:42,826
Runde 7	0:42,592	0:15,922	0:19,025	0:07,645	0:42,548	0:15,848	0:19,119	0:07,581	0:42,631	0:15,851	0:19,169	0:07,611	0:42,631
Runde 8	0:42,738	0:15,915	0:19,217	0:07,606	0:42,518	0:15,839	0:19,109	0:07,570	0:43,056	0:16,232	0:19,176	0:07,648	0:43,056
Runde 9	0:43,224	0:16,379	0:19,239	0:07,606	0:42,962	0:15,945	0:19,366	0:07,651	0:42,937	0:16,283	0:19,121	0:07,533	0:42,937
Runde 10	0:42,600	0:15,910	0:19,047	0:07,643	0:42,552	0:15,875	0:19,103	0:07,574	0:42,547	0:15,828	0:19,114	0:07,605	0:42,547
Runde 11	0:42,579	0:15,920	0:19,070	0:07,589	0:42,604	0:15,909	0:19,083	0:07,612	0:42,463	0:15,849	0:19,028	0:07,586	0:42,463
Runde 12	0:42,513	0:15,902	0:19,022	0:07,589	0:42,566	0:15,891	0:19,065	0:07,610	0:42,831	0:15,970	0:19,255	0:07,606	0:42,831
Runde 13	0:42,399	0:15,844	0:18,971	0:07,584	0:42,510	0:15,850	0:19,027	0:07,633	0:42,546	0:15,834	0:19,142	0:07,570	0:42,546
Runde 14	0:42,514	0:15,911	0:19,036	0:07,567	0:42,553	0:15,848	0:19,087	0:07,618	0:43,289	0:15,915	0:19,742	0:07,632	0:43,289



**R 6 DSKG (KZ2) Heat 2 A < > C**

Die schnellsten Zeiten

Ort	Nr. Fahrername	Zeit	Streckl.	Ø Speed
Ziel	309 Kamali, Luka	0:42,114	1063 m	90,9 km/h
Sektion 1	309 Kamali, Luka	0:15,673	416 m	95,6 km/h
Sektion 2	309 Kamali, Luka	0:18,920	452 m	86,0 km/h
Sektion 3	321 Denner, Emilien	0:07,166	195 m	98,0 km/h

	Snr.326 Baranowski, Kevin DEU Solgat Motorsport			Snr.318 Dresen, Andreas DEU Valter Motorsport			Snr.329 Tretilovs, Davids DEU SRP Racing Team			Snr.324 De Santis, Raffaele ITA SRP Racing Team			Snr.312 Metz, Tim Mika DEU CRG -Performance							
	theoretisch mögliche Bestzeit	Ziel	Bestzeit	theoretisch mögliche Bestzeit	Ziel	Bestzeit	theoretisch mögliche Bestzeit	Ziel	Bestzeit	theoretisch mögliche Bestzeit	Ziel	Bestzeit	theoretisch mögliche Bestzeit	Ziel	Bestzeit					
best	0:42,718	0:15,881	0:19,229	0:42,533	0:42,683	0:15,815	0:19,105	0:07,531	0:42,184	0:15,728	0:18,950	0:07,474	0:42,429	0:15,873	0:18,991	0:07,542	0:42,411	0:15,796	0:19,017	0:07,552
Runde 1	0:47,508	0:19,067	0:20,562	0:07,879	0:47,927	0:19,537	0:20,542	0:07,848	0:47,895	0:19,277	0:20,883	0:07,735	0:48,233	0:19,994	0:20,311	0:07,928	0:49,013	0:20,556	0:20,487	0:07,970
Runde 2	0:43,882	0:16,589	0:19,666	0:07,627	0:43,964	0:16,677	0:19,643	0:07,644	0:44,522	0:16,775	0:19,857	0:07,890	0:43,919	0:16,676	0:19,671	0:07,572	0:44,463	0:16,302	0:20,493	0:07,668
Runde 3	0:43,261	0:16,179	0:19,455	0:07,627	0:43,287	0:16,108	0:19,515	0:07,664	0:43,490	0:16,331	0:19,453	0:07,706	0:43,293	0:16,216	0:19,392	0:07,685	0:42,669	0:15,980	0:19,106	0:07,583
Runde 4	0:43,117	0:15,993	0:19,514	0:07,610	0:43,224	0:16,046	0:19,539	0:07,639	0:42,184	0:15,760	0:18,950	0:07,474	0:43,236	0:16,087	0:19,514	0:07,635	0:42,954	0:15,894	0:19,418	0:07,642
Runde 5	0:43,013	0:16,037	0:19,391	0:07,585	0:42,898	0:15,935	0:19,371	0:07,592	0:42,605	0:15,918	0:19,106	0:07,581	0:43,264	0:16,074	0:19,181	0:08,009	0:42,987	0:16,247	0:19,121	0:07,619
Runde 6	0:42,774	0:15,930	0:19,229	0:07,615	0:42,806	0:15,896	0:19,310	0:07,600	0:42,729	0:16,133	0:19,109	0:07,487	0:42,429	0:15,896	0:18,991	0:07,542	0:43,323	0:16,416	0:19,348	0:07,559
Runde 7	0:42,824	0:15,998	0:19,238	0:07,588	0:42,683	0:15,877	0:19,275	0:07,531	0:42,426	0:15,728	0:19,159	0:07,539	0:42,919	0:15,983	0:19,261	0:07,675	0:42,764	0:15,930	0:19,169	0:07,665
Runde 8	0:42,821	0:16,050	0:19,234	0:07,537	0:43,078	0:16,175	0:19,353	0:07,550	0:42,708	0:15,914	0:19,246	0:07,548	0:42,905	0:16,006	0:19,297	0:07,602	0:42,790	0:15,934	0:19,219	0:07,637
Runde 9	0:42,899	0:15,890	0:19,418	0:07,591	0:42,716	0:15,985	0:19,105	0:07,626	0:42,557	0:15,911	0:19,045	0:07,601	0:43,712	0:16,857	0:19,251	0:07,604	0:43,585	0:16,568	0:19,465	0:07,552
Runde 10	0:42,767	0:15,881	0:19,325	0:07,561	0:42,723	0:15,892	0:19,268	0:07,563	0:42,639	0:15,894	0:19,189	0:07,556	0:42,644	0:15,911	0:19,117	0:07,616	0:42,411	0:15,798	0:19,017	0:07,596
Runde 11	0:42,788	0:15,890	0:19,357	0:07,541	0:42,868	0:15,960	0:19,294	0:07,614	0:43,155	0:16,028	0:19,235	0:07,892	0:42,634	0:15,982	0:19,027	0:07,625	0:42,600	0:15,808	0:19,118	0:07,674
Runde 12	0:42,949	0:15,958	0:19,370	0:07,621	0:43,305	0:15,942	0:19,774	0:07,589	0:43,047	0:15,965	0:19,468	0:07,614	0:42,948	0:15,965	0:19,276	0:07,707	0:42,606	0:15,796	0:19,170	0:07,640
Runde 13	0:42,718	0:15,899	0:19,286	0:07,533	0:42,760	0:15,951	0:19,229	0:07,580	0:42,781	0:16,000	0:19,210	0:07,571	0:42,686	0:15,873	0:19,162	0:07,651	0:42,713	0:15,904	0:19,180	0:07,629
Runde 14	0:43,780	0:15,929	0:20,185	0:07,666	0:43,568	0:15,815	0:19,916	0:07,837	0:43,536	0:15,872	0:19,913	0:07,751	0:43,391	0:15,948	0:19,633	0:07,810	0:43,232	0:15,845	0:19,571	0:07,816

### R 6 DSKG (KZ2) Heat 2 A < > C

Die schnellsten Zeiten

Ort	Nr. Fahrername	Zeit	Streckenl.	Ø Speed
Ziel	309 Kamali, Luka	0:42,114	1063 m	90,9 km/h
Sektion 1	309 Kamali, Luka	0:15,673	416 m	95,6 km/h
Sektion 2	309 Kamali, Luka	0:18,920	452 m	86,0 km/h
Sektion 3	321 Denner, Emilien	0:07,166	195 m	98,0 km/h

	Snr.368 Hartmann,Rick DEU Team NKS		Snr.301 Himmels,Yannik DEU Valter Motorsport		Snr.304 Beyerlein,Patrick DEU BEYMO-Karttracing		Snr.307 Schröder,Tim DEU Mach 1 Motorsport		Snr.320 Fredriksson,Lukas SWE JP Racing	
	theoretisch mögliche Bestzeit	Ziel	theoretisch mögliche Bestzeit	Ziel	theoretisch mögliche Bestzeit	Ziel	theoretisch mögliche Bestzeit	Ziel	theoretisch mögliche Bestzeit	Ziel
best	0:42,657	0:15,855	0:19,122	0:07,602	0:42,607	0:15,940	0:19,050	0:07,571	0:42,957	0:15,953
Runde 1	0:48,927	0:20,396	0:20,590	0:07,941	0:49,744	0:20,352	0:21,401	0:07,991	0:48,354	0:19,351
Runde 2	0:45,004	0:16,654	0:20,292	0:08,058	0:44,674	0:16,684	0:19,696	0:08,294	0:44,645	0:16,714
Runde 3	0:43,436	0:16,310	0:19,449	0:07,677	0:43,927	0:16,490	0:19,484	0:07,953	0:43,808	0:16,472
Runde 4	0:43,281	0:16,206	0:19,432	0:07,643	0:43,065	0:16,139	0:19,248	0:07,678	0:44,049	0:16,239
Runde 5	0:43,179	0:16,255	0:19,295	0:07,629	0:42,999	0:16,192	0:19,102	0:07,705	0:43,298	0:16,010
Runde 6	0:42,965	0:16,014	0:19,289	0:07,662	0:43,117	0:16,042	0:19,345	0:07,730	0:43,082	0:16,038
Runde 7	0:42,686	0:15,876	0:19,208	0:07,602	0:43,233	0:16,119	0:19,441	0:07,673	0:43,021	0:16,060
Runde 8	0:42,657	0:15,855	0:19,161	0:07,641	0:42,917	0:16,028	0:19,156	0:07,733	0:42,957	0:15,953
Runde 9	0:42,911	0:16,028	0:19,280	0:07,603	0:43,194	0:16,082	0:19,376	0:07,736	0:43,445	0:16,090
Runde 10	0:42,724	0:15,898	0:19,122	0:07,704	0:42,744	0:15,987	0:19,092	0:07,665	0:43,438	0:16,049
Runde 11	0:42,768	0:15,856	0:19,277	0:07,635	0:42,834	0:16,054	0:19,145	0:07,635	0:43,362	0:16,051
Runde 12	0:43,051	0:15,983	0:19,301	0:07,767	0:42,607	0:15,986	0:19,050	0:07,571	0:43,324	0:16,126
Runde 13	0:42,808	0:15,989	0:19,186	0:07,633	0:42,637	0:15,954	0:19,100	0:07,583	0:43,368	0:16,257
Runde 14	0:42,979	0:15,908	0:19,265	0:07,806	0:42,720	0:15,940	0:19,135	0:07,645	0:43,142	0:16,038

### R 6 DSKG (KZ2) Heat 2 A <> C

Die schnellsten Zeiten

Ort	Nr. Fahrername	Zeit	Streckenl.	Ø Speed
Ziel	309 Kamali, Luka	0:42,114	1063 m	90,9 km/h
Sektion 1	309 Kamali, Luka	0:15,673	416 m	95,6 km/h
Sektion 2	309 Kamali, Luka	0:18,920	452 m	86,0 km/h
Sektion 3	321 Denner, Emilien	0:07,166	195 m	98,0 km/h

Snr.327 Jonsson,Lukas SWE JP Racing		Snr.316 Schultheiss,Marcel DEU Mach 1 Motorsport		Snr.357 Orr,Stefan DEU Kartshop Ampfing								
theoretisch mögliche Bestzeit 0:43,185		theoretisch mögliche Bestzeit 0:42,765		theoretisch mögliche Bestzeit 8:40:38,741								
Ziel	Sektion 1	Sektion 2	Sektion 3	Ziel	Sektion 1	Sektion 2	Sektion 3	Ziel	Sektion 1	Sektion 2	Sektion 3	
best	0:43,331	0:16,120	0:19,350	0:07,715	0:42,771	0:15,975	0:19,232	0:07,558	0:16,733	40:22,008		
Runde 1	0:48,941	0:19,489	0:21,593	0:07,859	0:47,884	0:19,591	0:20,399	0:07,894				
Runde 2	0:44,705	0:16,751	0:20,113	0:07,841	0:44,046	0:16,532	0:19,814	0:07,700				
Runde 3	0:44,055	0:16,610	0:19,638	0:07,807	0:43,199	0:16,181	0:19,362	0:07,656				
Runde 4	0:43,915	0:16,265	0:19,783	0:07,867	0:43,033	0:16,046	0:19,321	0:07,666				
Runde 5	0:43,428	0:16,204	0:19,426	0:07,798	0:43,123	0:16,219	0:19,274	0:07,630				
Runde 6	0:43,546	0:16,293	0:19,445	0:07,808	0:43,282	0:16,215	0:19,487	0:07,580				
Runde 7	0:43,678	0:16,297	0:19,517	0:07,864	0:42,771	0:15,975	0:19,238	0:07,558				
Runde 8	0:43,634	0:16,308	0:19,491	0:07,835	0:42,818	0:16,007	0:19,232	0:07,579				
Runde 9	0:43,426	0:16,166	0:19,492	0:07,768		0:16,365						
Runde 10	0:43,445	0:16,237	0:19,493	0:07,715								
Runde 11	0:43,331	0:16,188	0:19,350	0:07,793								
Runde 12	0:43,418	0:16,120	0:19,559	0:07,739								
Runde 13	0:43,854	0:16,321	0:19,625	0:07,908								
Runde 14	0:43,725	0:16,229	0:19,507	0:07,989								

**NEU - 1 - NEW**

DMSB-RegNr 124/2018  
**R 2 DSKC (KZ2) Heat 1 B <> C**

Strecke / track: 1063m  
 started: 22 classified: 22 not classified: 0

fastest Lap Lehner, Franz at: 0:42,234  
 Doc. 15.1

Pos	Str. Nr.	Fahrer / Driver	Nation	Bewerber/Sponsor	Nation	Linenz/B-Lizenz	Chassis/Motor/Reifen	Runden Laps	Gesamtzeit Differenz	Abstand Gap	beste Runde best Lap	in R. in L.	o Geschw. a Speed
1	328	Neumann, Thomas	DEU	Thomas Neumann	DEU	IKB 1066455	CRG / Modena / Vega	14	10:01,346		0:42,243	5	89,1 km/h 90,6 km/h
2	321	Denner, Emilien	FRA	CRG Holland	NLD	141783E1 15521	Kali Kart / TM / Vega	14	10:02,087 0:00,741	0:00,741	0:42,284	10	89,5 km/h 89,8 km/h
3	333	Myszkier, Pawel	POL	Mach1 Motorsport	DEU	B27/208/K KBF 1005514	Mach1 / TM / Vega	14	10:02,652 0:01,306	0:00,565	0:42,431	10	88,9 km/h 90,2 km/h
4	323	Mähler, Tobias	DEU	Kartshop Ampfing	DEU	IKC 1155185 KBF 1108764	DR / TM / Vega	14	10:03,461 0:02,115	0:00,809	0:42,307	10	88,8 km/h 90,5 km/h
5	332	Tabakovic, Ronny	DEU	CKR Srl	ITA	IKC 1148046 300098	CKR / TM / Vega	14	10:05,125 0:03,779	0:01,664	0:42,290	8	88,5 km/h 90,5 km/h
6	352	Funda, Marcus	AUT	ZANCHI MOTORSPORT	ITA	JK 2051 398793	ITALCORSE / TM / Vega	14	10:05,798 0:04,452	0:00,673	0:42,532	10	88,4 km/h 90,4 km/h
7	302	Potman, Mark	NLD	CRG Holland	NLD	30972 15521	CRG / TM / Vega	14	10:06,825 0:05,479	0:01,027	0:42,592	11	88,3 km/h 89,8 km/h
8	305	Langenbacher, Marvin	DEU	RS-Motorsport	DEU	IKC 1152544 KBF 1104126	CRG / TM / Vega	14	10:07,037 0:05,691	0:00,212	0:42,445	5	88,3 km/h 90,2 km/h
9	319	Colakovic, Nermin	DEU	Solgat Motorsport	DEU	IKB 1165480 KBF 1079882	BirelArt / TM / Vega	14	10:07,945 0:06,599	0:00,908	0:42,564	9	88,1 km/h 89,9 km/h
10	326	Baranowski, Kevin	DEU	Solgat Motorsport	DEU	IKC 1117569 KBF 1079882	BirelART / TM / Vega	14	10:08,433 0:07,087	0:00,488	0:42,504	7	88,1 km/h 90 km/h
11	358	Uber, Sebastian	DEU	Sebastian Uber	DEU	IKB 1117990 KBF 1147574	Gillard / Modena / Vega	14	10:08,721 0:07,375	0:00,288	0:42,414	9	88 km/h 90,2 km/h
12	369	Drewing, Pascal	DEU	Van Woerden Racing	DEU	IKC 1147574 KBF 1188185	Praga / TM / Vega	14	10:09,471 0:08,125	0:00,750	0:42,474	7	87,9 km/h 90,1 km/h
13	331	Kindervater, Robert	DEU	BIREL ART RACING KSW	AUT	IKC 1133505 BK 102	BirelART / TM / Vega	14	10:09,718 0:08,372	0:00,247	0:42,290	6	87,9 km/h 90,5 km/h
14	368	Hartmann, Rick	DEU	Team NKS	DEU	IKC 1145851 KBF 1050071	DR / TM / Vega	14	10:10,794 0:09,448	0:01,076	0:42,445	10	87,7 km/h 90,2 km/h
15	317	Wagner, Fabio	DEU	KSM Schumacher Racing Team	DEU	IKC 1125482 KBF 1067587	Tony Kart / Vortex / Vega	14	10:13,226 0:11,880	0:02,432	0:42,488	6	87,4 km/h 90,1 km/h
16	304	Beyerlein, Patrick	DEU	BEYMO-Kartracing	DEU	IKC 1041625 KBF 1160795	CRG / TM / Vega	14	10:13,531 0:12,185	0:00,305	0:42,726	5	87,3 km/h 89,6 km/h
17	310	Fetzer, Dennis	DEU	Parolin Deutschland MSR	DEU	IKC 1157082 KBF 1156015	Parolin / TM / Vega	14	10:14,822 0:13,476	0:01,291	0:42,935	12	87,1 km/h 89,1 km/h
18	307	Schröder, Tim	DEU	Mach1 Motorsport	DEU	IKB 1079850 KBF 1005514	Mach1 / TM / Vega	14	10:15,053 0:13,707	0:00,231	0:42,926	9	87,1 km/h 89,1 km/h
19	335	Sager, Moritz	AUT	KSB RACING TEAM	AUT	JK 2117 BK 002	Kosmic / TM / Vega	14	10:15,347 0:14,001	0:00,294	0:42,763	10	87,1 km/h 89,5 km/h
20	334	Lehner, Franz	AUT	BIREL ART RACING KSW	AUT	JK 2150 BK 102	BirelART / TM / Vega	14	10:17,493 0:16,147	0:02,146	0:42,234	6	86,8 km/h 90,6 km/h
21	330	Walsh, Ian	IRL	Ian Walsh	IRL	1326 1326	Tony Kart / TM / Vega	14	10:19,154 0:17,808	0:01,661	0:43,019	9	86,5 km/h 89 km/h
22	327	Jonsson, Lukas	SWE	JP Racing	SWE	200000901795: 105	Exprit / Vortex / Vega	14	10:23,676 0:22,330	0:04,522	0:43,102	9	85,9 km/h 88,8 km/h

StNr. 317,327 5 sec penalty Frontfairing

Rennleitung: Kai Medefind Racedirektor: Thomas Lainer  
 Sportkommissare: Thomas Ferrero / Ulrich Bell / Robert Kühnel  
 Techn. Kommissare: H.-J. Dangers / M. Grasshoff / C. Schmidt / D.Pietzko / J.Lawinger / H.Höfler  
 Zeitnahme: KART-DATA timing service Franz Schieszler / Martin Summerer / Manuela Hintner

Zeitnahme / timekeeping  
 control *Schieszler*  
 Franz Schieszler  
 Aushangzeit : 19:38:45

**R 2 DSKC (KZ2) Heat 1 B < > C**

Strecke / track: 1063

Fahrername Driver	Neumann Thomas	Myszkiar Pawel	Mähler Tobias	Tabakovic Ronny	Funda Marcus	Potman Mark	Langenbacher Marvin	Denner Emilien	Colakovic Nermin	Baranowski Kevin	Uber Sebastian	Drewing Pascal
schnellste Runde	0:42,243 Rn. 5	0:42,431 Rn. 10	0:42,307 Rn. 10	0:42,290 Rn. 8	0:42,532 Rn. 10	0:42,592 Rn. 11	0:42,445 Rn. 5	0:42,284 Rn. 10	0:42,564 Rn. 9	0:42,504 Rn. 7	0:42,414 Rn. 9	0:42,474 Rn. 7
Speed	90,6 km/h	90,2 km/h	90,5 km/h	90,5 km/h	90,0 km/h	89,8 km/h	90,2 km/h	90,5 km/h	89,9 km/h	90,0 km/h	90,2 km/h	90,1 km/h
Lap 1	0:45,677	0:45,699	0:45,866	0:47,232	0:45,516	0:46,117	0:46,189	0:44,105	0:46,863	0:47,230	0:47,469	0:47,637
Lap 2	0:42,917	0:42,970	0:43,001	0:43,671	0:42,948	0:43,501	0:43,610	0:43,040	0:44,023	0:43,636	0:43,652	0:43,530
Lap 3	0:42,341	0:42,672	0:42,749	0:42,723	0:42,971	0:42,787	0:42,900	0:42,657	0:43,323	0:44,141	0:44,735	0:44,455
Lap 4	0:42,488	0:42,690	0:42,570	0:42,872	0:42,724	0:42,734	0:43,923	0:42,411	0:42,741	0:42,758	0:42,877	0:42,930
Lap 5	0:42,243	0:42,597	0:42,609	0:42,360	0:42,740	0:42,721	0:42,445	0:42,300	0:42,717	0:42,566	0:42,481	0:42,560
Lap 6	0:42,283	0:42,760	0:43,087	0:42,675	0:42,847	0:42,648	0:42,623	0:42,292	0:42,619	0:42,691	0:42,613	0:42,629
Lap 7	0:42,553	0:42,478	0:42,647	0:42,709	0:43,120	0:43,216	0:42,455	0:42,911	0:42,659	0:42,504	0:42,612	0:42,474
Lap 8	0:42,740	0:42,570	0:42,665	0:42,290	0:42,709	0:42,736	0:42,593	0:42,926	0:42,665	0:42,553	0:42,570	0:42,566
Lap 9	0:42,542	0:42,466	0:42,651	0:42,422	0:43,345	0:42,692	0:42,607	0:42,619	0:42,564	0:42,619	0:42,414	0:42,521
Lap 10	0:42,457	0:42,431	0:42,307	0:42,350	0:42,532	0:42,627	0:42,897	0:42,284	0:42,574	0:42,506	0:42,525	0:42,629
Lap 11	0:42,431	0:42,471	0:42,329	0:42,479	0:42,552	0:42,592	0:42,641	0:42,367	0:42,691	0:42,597	0:42,606	0:43,000
Lap 12	0:42,457	0:42,500	0:42,501	0:42,693	0:42,611	0:42,708	0:42,575	0:42,548	0:42,785	0:42,660	0:42,576	0:42,650
Lap 13	0:42,589	0:42,559	0:42,465	0:42,732	0:43,190	0:42,712	0:42,736	0:42,436	0:42,799	0:42,760	0:42,798	0:42,788
Lap 14	0:42,732	0:42,474	0:42,592	0:42,614	0:43,144	0:42,983	0:42,817	0:43,954	0:43,014	0:42,864	0:42,943	0:42,800



## R 2 DSKG (KZ2) Heat 1 B < > C

Strecke / track: 1063

Fahrername Driver	Kindervater Robert	Hartmann Rick	Wagner Fabio	Beyerlein Patrick	Fetzer Dennis	Schröder Tim	Sager Moritz	Lehner Franz	Walsh Ian	Jonsson Lukas
schnellste Runde in Runde	0:42,290 Rn. 6	0:42,445 Rn. 10	0:42,488 Rn. 6	0:42,726 Rn. 5	0:42,935 Rn. 12	0:42,926 Rn. 9	0:42,763 Rn. 10	0:42,234 Rn. 6	0:43,019 Rn. 9	0:43,102 Rn. 9
Speed	90,5 km/h	90,2 km/h	90,1 km/h	89,6 km/h	89,1 km/h	89,1 km/h	89,5 km/h	90,6 km/h	89,0 km/h	88,8 km/h
Lap 1	0:48,737	0:47,880	0:46,799	0:47,502	0:48,123	0:47,812	0:47,822	0:45,771	0:48,693	0:48,478
Lap 2	0:43,577	0:43,673	0:43,668	0:43,581	0:43,428	0:43,770	0:43,847	0:42,968	0:43,803	0:43,845
Lap 3	0:44,404	0:44,431	0:43,516	0:44,406	0:44,446	0:44,284	0:44,197	0:42,713	0:44,285	0:44,009
Lap 4	0:43,342	0:43,463	0:42,931	0:43,702	0:43,516	0:43,538	0:43,486	0:42,312	0:43,484	0:43,687
Lap 5	0:42,549	0:42,793	0:42,652	0:42,726	0:43,184	0:43,134	0:43,197	0:42,321	0:43,340	0:43,277
Lap 6	0:42,290	0:42,751	0:42,488	0:43,303	0:42,973	0:43,101	0:43,107	0:42,234	0:43,249	0:43,304
Lap 7	0:42,369	0:42,635	0:42,704	0:42,916	0:43,023	0:43,011	0:43,098	0:42,784	0:43,639	0:43,365
Lap 8	0:42,454	0:42,620	0:42,761	0:42,978	0:43,019	0:43,051	0:43,247	0:42,602	0:43,513	0:43,353
Lap 9	0:42,528	0:42,490	0:42,576	0:42,850	0:43,035	0:42,926	0:42,865	0:42,456	0:43,019	0:43,102
Lap 10	0:42,581	0:42,445	0:42,679	0:42,986	0:42,964	0:42,930	0:42,763	0:42,507	0:43,452	0:43,225
Lap 11	0:42,891	0:42,688	0:42,500	0:43,016	0:42,961	0:43,010	0:43,199	0:42,372	0:43,386	0:43,604
Lap 12	0:42,633	0:42,657	0:42,874	0:42,940	0:42,935	0:43,006	0:42,817	0:42,493	0:43,288	0:43,245
Lap 13	0:42,856	0:42,912	0:42,733	0:42,927	0:43,150	0:43,011	0:43,214	0:42,530	0:43,427	0:43,582
Lap 14	0:42,782	0:42,617	0:43,016	0:42,920	0:43,181	0:43,203	0:43,066	0:59,464	0:43,249	0:43,396

## R 2 DSKC (K22) Heat 1 B < > C

Ziel		Sektion 1		Sektion 2		Sektion 3	
Fahrername	Zeit	Fahrername	Zeit	Fahrername	Zeit	Fahrername	Zeit
1 334 Lehner,Franz	0:42,234	331 Kindervater,Robert	0:15,636	328 Neumann,Thomas	0:18,874	334 Lehner,Franz	0:07,483
2 328 Neumann,Thomas	0:42,243	323 Mähler,Tobias	0:15,670	333 Myszkier,Pawel	0:18,975	321 Denner,Emilien	0:07,522
3 321 Denner,Emilien	0:42,284	321 Denner,Emilien	0:15,687	334 Lehner,Franz	0:18,978	326 Baranowski,Kevin	0:07,524
4 332 Tabakovic,Ronny	0:42,290	334 Lehner,Franz	0:15,709	321 Denner,Emilien	0:18,984	328 Neumann,Thomas	0:07,528
5 331 Kindervater,Robert	0:42,290	328 Neumann,Thomas	0:15,731	332 Tabakovic,Ronny	0:18,984	358 Ueber,Sebastian	0:07,539
6 323 Mähler,Tobias	0:42,307	332 Tabakovic,Ronny	0:15,746	331 Kindervater,Robert	0:19,000	305 Langenbacher,Marvin	0:07,549
7 358 Ueber,Sebastian	0:42,414	368 Hartmann,Rick	0:15,749	358 Ueber,Sebastian	0:19,013	333 Myszkier,Pawel	0:07,552
8 333 Myszkier,Pawel	0:42,431	352 Funda,Marcus	0:15,750	323 Mähler,Tobias	0:19,028	332 Tabakovic,Ronny	0:07,554
9 305 Langenbacher,Marvin	0:42,445	326 Baranowski,Kevin	0:15,757	317 Wagner,Fabio	0:19,028	317 Wagner,Fabio	0:07,565
10 368 Hartmann,Rick	0:42,445	304 Beyerlein,Patrick	0:15,767	352 Funda,Marcus	0:19,037	335 Sager,Moritz	0:07,571
11 369 Drawing,Pascal	0:42,474	317 Wagner,Fabio	0:15,776	305 Langenbacher,Marvin	0:19,039	369 Drawing,Pascal	0:07,577
12 317 Wagner,Fabio	0:42,488	305 Langenbacher,Marvin	0:15,782	369 Drawing,Pascal	0:19,039	319 Colakovic,Nermin	0:07,580
13 326 Baranowski,Kevin	0:42,504	369 Drawing,Pascal	0:15,785	302 Potman,Mark	0:19,052	331 Kindervater,Robert	0:07,581
14 352 Funda,Marcus	0:42,532	333 Myszkier,Pawel	0:15,796	319 Colakovic,Nermin	0:19,068	302 Potman,Mark	0:07,591
15 319 Colakovic,Nermin	0:42,564	358 Ueber,Sebastian	0:15,808	368 Hartmann,Rick	0:19,082	323 Mähler,Tobias	0:07,604
16 302 Potman,Mark	0:42,592	319 Colakovic,Nermin	0:15,816	326 Baranowski,Kevin	0:19,136	352 Funda,Marcus	0:07,609
17 304 Beyerlein,Patrick	0:42,726	302 Potman,Mark	0:15,858	335 Sager,Moritz	0:19,170	368 Hartmann,Rick	0:07,609
18 335 Sager,Moritz	0:42,763	335 Sager,Moritz	0:15,932	310 Fetzer,Dennis	0:19,235	310 Fetzer,Dennis	0:07,611
19 307 Schröder,Tim	0:42,926	310 Fetzer,Dennis	0:15,965	304 Beyerlein,Patrick	0:19,240	330 Walsh,Ian	0:07,626
20 310 Fetzer,Dennis	0:42,935	307 Schröder,Tim	0:15,968	307 Schröder,Tim	0:19,250	307 Schröder,Tim	0:07,630
21 330 Walsh,Ian	0:43,019	330 Walsh,Ian	0:15,972	327 Jonsson,Lukas	0:19,251	304 Beyerlein,Patrick	0:07,638
22 327 Jonsson,Lukas	0:43,102	327 Jonsson,Lukas	0:16,031	330 Walsh,Ian	0:19,349	327 Jonsson,Lukas	0:07,648

**R 2 DSKG (KZ2) Heat 1 B < > C**

Die schnellsten Zeiten

Ort	Nr. Fahrername	Zeit	Streckl.	Ø Speed
Ziel	334 Lehner,Franz	0:42,234	1063 m	90,6 km/h
Sektion 1	331 Kindervater,Robert	0:15,636	416 m	95,8 km/h
Sektion 2	328 Neumann,Thomas	0:18,874	452 m	86,2 km/h
Sektion 3	334 Lehner,Franz	0:07,483	195 m	93,8 km/h

	Smr.328 Neumann,Thomas DEU Thomas Neumann			Smr.321 Denner,Emilien FRA CRG Holland			Smr.333 Myszkier,Pawel POL Mach1 Motorsport			Smr.323 Mähler,Tobias DEU Kartshop Ampfing			Smr.332 Tabakovic,Ronny DEU CKR Srl		
	theoretisch mögliche Bestzeit	Ziel	Sektion	theoretisch mögliche Bestzeit	Ziel	Sektion	theoretisch mögliche Bestzeit	Ziel	Sektion	theoretisch mögliche Bestzeit	Ziel	Sektion	theoretisch mögliche Bestzeit	Ziel	Sektion
best	0:42,243	0:15,731	0:18,874	0:42,284	0:15,687	0:18,984	0:42,522	0:42,431	0:15,796	0:18,975	0:07,552	0:42,307	0:15,670	0:19,028	0:07,604
Runde 1	0:45,677	0:18,454	0:19,537	0:44,105	0:16,741	0:19,625	0:07,739	0:45,699	0:18,210	0:19,714	0:07,775	0:45,866	0:18,354	0:19,730	0:07,782
Runde 2	0:42,917	0:16,003	0:19,282	0:43,040	0:16,102	0:19,289	0:07,649	0:42,970	0:16,062	0:19,241	0:07,667	0:43,001	0:16,066	0:19,243	0:07,692
Runde 3	0:42,341	0:15,795	0:18,986	0:42,657	0:15,861	0:19,201	0:07,595	0:42,672	0:15,939	0:19,111	0:07,622	0:42,749	0:16,020	0:19,073	0:07,656
Runde 4	0:42,488	0:15,882	0:19,085	0:42,411	0:15,773	0:19,090	0:07,548	0:42,690	0:15,885	0:19,150	0:07,655	0:42,570	0:15,830	0:19,075	0:07,665
Runde 5	0:42,243	0:15,801	0:18,874	0:42,300	0:15,757	0:18,987	0:07,556	0:42,597	0:15,860	0:19,126	0:07,611	0:42,609	0:15,791	0:19,121	0:07,697
Runde 6	0:42,283	0:15,731	0:18,915	0:42,292	0:15,722	0:18,984	0:07,586	0:42,760	0:15,888	0:19,020	0:07,852	0:43,087	0:15,803	0:19,069	0:08,215
Runde 7	0:42,553	0:15,828	0:19,065	0:42,911	0:15,839	0:19,469	0:07,603	0:42,478	0:15,945	0:18,981	0:07,552	0:42,647	0:15,751	0:19,253	0:07,643
Runde 8	0:42,740	0:15,889	0:19,284	0:42,926	0:16,146	0:19,258	0:07,832	0:42,570	0:15,836	0:19,071	0:07,663	0:42,665	0:15,916	0:19,039	0:07,710
Runde 9	0:42,542	0:15,755	0:19,081	0:42,619	0:15,715	0:19,072	0:07,832	0:42,466	0:15,814	0:19,047	0:07,605	0:42,651	0:15,868	0:19,147	0:07,636
Runde 10	0:42,457	0:15,872	0:18,985	0:42,284	0:15,687	0:19,036	0:07,561	0:42,431	0:15,796	0:19,050	0:07,585	0:42,307	0:15,670	0:19,028	0:07,609
Runde 11	0:42,431	0:15,834	0:19,069	0:42,367	0:15,763	0:19,073	0:07,531	0:42,471	0:15,850	0:19,043	0:07,578	0:42,329	0:15,679	0:19,046	0:07,604
Runde 12	0:42,457	0:15,821	0:19,052	0:42,548	0:15,838	0:19,180	0:07,530	0:42,500	0:15,848	0:19,041	0:07,611	0:42,501	0:15,806	0:19,058	0:07,637
Runde 13	0:42,589	0:15,852	0:19,087	0:42,436	0:15,766	0:19,136	0:07,534	0:42,559	0:15,832	0:19,151	0:07,576	0:42,465	0:15,739	0:19,072	0:07,654
Runde 14	0:42,732	0:15,869	0:19,201	0:42,662	0:17,314	0:19,075	0:07,565	0:42,474	0:15,947	0:18,975	0:07,552	0:42,592	0:15,736	0:19,122	0:07,734



**R 2 DSKG (KZ2) Heat 1 B < > C**

Die schnellsten Zeiten

Ort	Nr. Fahrername	Zeit	Streckl.	Ø Speed
Ziel	334 Lehner,Franz	0:42,234	1063 m	90,6 km/h
Sektion 1	331 Kindervater,Robert	0:15,636	416 m	95,8 km/h
Sektion 2	328 Neumann,Thomas	0:18,874	452 m	86,2 km/h
Sektion 3	334 Lehner,Franz	0:07,483	195 m	93,8 km/h

	Snr.352 Funda,Marcus AUT ZANCHI MOTORSPORT		Snr.302 Potman,Mark NLD CRG Holland		Snr.305 Langenbacher,Marvin DEU RS-Motorsport		Snr.319 Colakovic,Nermin DEU Solgat Motorsport		Snr.317 Wagner,Fabio DEU KSM Schumacher Racing Team			
	theoretisch mögliche Bestzeit	Ziel	theoretisch mögliche Bestzeit	Ziel	theoretisch mögliche Bestzeit	Ziel	theoretisch mögliche Bestzeit	Ziel	theoretisch mögliche Bestzeit	Ziel		
best	0:42,532	0:15,750	0:19,037	0:07,609	0:42,592	0:15,858	0:19,052	0:07,591	0:42,592	0:15,776	0:19,028	0:07,565
Runde 1	0:45,516	0:18,143	0:19,661	0:07,712	0:46,117	0:18,044	0:20,028	0:08,045	0:46,799	0:18,396	0:20,374	0:08,029
Runde 2	0:42,948	0:16,003	0:19,321	0:07,624	0:43,501	0:16,338	0:19,500	0:07,663	0:43,668	0:16,459	0:19,272	0:07,937
Runde 3	0:42,971	0:16,320	0:19,037	0:07,614	0:42,787	0:16,027	0:19,123	0:07,637	0:43,516	0:16,666	0:19,219	0:07,631
Runde 4	0:42,724	0:16,029	0:19,047	0:07,648	0:42,734	0:15,912	0:19,119	0:07,703	0:42,931	0:16,086	0:19,211	0:07,634
Runde 5	0:42,740	0:15,968	0:19,135	0:07,637	0:42,721	0:16,024	0:19,106	0:07,591	0:42,652	0:15,868	0:19,171	0:07,613
Runde 6	0:42,847	0:15,820	0:19,081	0:07,946	0:42,648	0:15,936	0:19,081	0:07,631	0:42,488	0:15,841	0:19,028	0:07,619
Runde 7	0:43,120	0:16,300	0:19,196	0:07,624	0:43,216	0:15,868	0:19,614	0:07,734	0:42,704	0:15,920	0:19,117	0:07,667
Runde 8	0:42,709	0:15,917	0:19,123	0:07,669	0:42,736	0:15,959	0:19,157	0:07,620	0:42,761	0:15,970	0:19,176	0:07,615
Runde 9	0:43,345	0:15,841	0:19,831	0:07,673	0:42,692	0:15,970	0:19,097	0:07,625	0:42,576	0:15,832	0:19,152	0:07,592
Runde 10	0:42,532	0:15,809	0:19,114	0:07,609	0:42,627	0:15,966	0:19,052	0:07,609	0:42,679	0:15,891	0:19,223	0:07,565
Runde 11	0:42,552	0:15,750	0:19,130	0:07,672	0:42,592	0:15,858	0:19,103	0:07,631	0:42,500	0:15,776	0:19,135	0:07,589
Runde 12	0:42,611	0:15,805	0:19,176	0:07,630	0:42,708	0:15,895	0:19,126	0:07,687	0:42,874	0:16,079	0:19,193	0:07,602
Runde 13	0:43,190	0:15,866	0:19,193	0:08,131	0:42,712	0:15,979	0:19,107	0:07,626	0:42,733	0:15,902	0:19,159	0:07,672
Runde 14	0:43,144	0:16,097	0:19,246	0:07,801	0:42,983	0:16,043	0:19,236	0:07,704	0:43,016	0:16,115	0:19,252	0:07,649



**R 2 DSKG (KZ2) Heat 1 B < > C**

Die schnellsten Zeiten

Ort	Nr. Fahrername	Zeit	Streckl.	Ø Speed
Ziel	334 Lehner, Franz	0:42,234	1063 m	90,6 km/h
Sektion 1	331 Kindervater, Robert	0:15,636	416 m	95,8 km/h
Sektion 2	328 Neumann, Thomas	0:18,874	452 m	86,2 km/h
Sektion 3	334 Lehner, Franz	0:07,483	195 m	93,8 km/h

	Smr.326 Baranowski, Kevin DEU Solgat Motorsport			Smr.358 Uber, Sebastian DEU Sebastian Uber			Smr.369 Drowing, Pascal DEU Van Woerden Racing			Smr.331 Kindervater, Robert DEU BIREL ART RACING KSW			Smr.368 Hartmann, Rick DEU Team NKS		
	theoretisch mögliche Bestzeit	Ziel	Bestzeit	theoretisch mögliche Bestzeit	Ziel	Bestzeit	theoretisch mögliche Bestzeit	Ziel	Bestzeit	theoretisch mögliche Bestzeit	Ziel	Bestzeit	theoretisch mögliche Bestzeit	Ziel	Bestzeit
best	0:42,504	0:15,757	0:19,136	0:42,504	0:15,757	0:19,136	0:42,474	0:15,785	0:19,039	0:42,290	0:15,636	0:19,000	0:42,445	0:15,749	0:19,082
Runde 1	0:47,230	0:19,063	0:20,398	0:47,469	0:19,042	0:20,623	0:47,637	0:18,805	0:20,997	0:48,737	0:19,843	0:20,910	0:47,880	0:19,235	0:20,657
Runde 2	0:43,636	0:16,387	0:19,557	0:43,652	0:16,429	0:19,522	0:43,530	0:16,163	0:19,595	0:43,577	0:16,146	0:19,623	0:43,673	0:16,317	0:19,601
Runde 3	0:44,141	0:16,980	0:19,690	0:44,735	0:17,031	0:20,078	0:44,455	0:16,769	0:20,006	0:44,404	0:16,442	0:20,243	0:44,431	0:16,451	0:20,140
Runde 4	0:42,758	0:15,996	0:19,197	0:42,877	0:16,046	0:19,275	0:42,930	0:15,988	0:19,199	0:43,342	0:16,227	0:19,397	0:43,463	0:16,131	0:19,703
Runde 5	0:42,566	0:15,815	0:19,179	0:42,481	0:15,849	0:19,036	0:42,560	0:15,785	0:19,160	0:42,549	0:15,748	0:19,180	0:42,793	0:15,915	0:19,201
Runde 6	0:42,691	0:15,886	0:19,239	0:42,613	0:15,897	0:19,163	0:42,629	0:15,819	0:19,125	0:42,290	0:15,686	0:19,046	0:42,751	0:15,791	0:19,324
Runde 7	0:42,504	0:15,757	0:19,200	0:42,612	0:15,820	0:19,237	0:42,474	0:15,795	0:19,069	0:42,369	0:15,788	0:19,000	0:42,635	0:15,829	0:19,097
Runde 8	0:42,553	0:15,791	0:19,185	0:42,570	0:15,919	0:19,073	0:42,566	0:15,886	0:19,103	0:42,454	0:15,698	0:19,129	0:42,620	0:15,867	0:19,119
Runde 9	0:42,619	0:15,845	0:19,227	0:42,547	0:15,845	0:19,227	0:42,521	0:15,860	0:19,039	0:42,528	0:15,762	0:19,130	0:42,490	0:15,792	0:19,089
Runde 10	0:42,506	0:15,846	0:19,136	0:42,525	0:15,827	0:19,159	0:42,629	0:15,799	0:19,229	0:42,581	0:15,807	0:19,166	0:42,445	0:15,749	0:19,082
Runde 11	0:42,597	0:15,866	0:19,154	0:42,606	0:15,877	0:19,174	0:43,000	0:15,877	0:19,502	0:42,891	0:15,781	0:19,459	0:42,688	0:15,902	0:19,134
Runde 12	0:42,660	0:15,846	0:19,254	0:42,576	0:15,844	0:19,189	0:42,650	0:15,793	0:19,225	0:42,633	0:15,826	0:19,169	0:42,657	0:15,876	0:19,111
Runde 13	0:42,760	0:15,944	0:19,245	0:42,798	0:15,959	0:19,225	0:42,788	0:15,934	0:19,190	0:42,856	0:15,991	0:19,189	0:42,912	0:15,952	0:19,295
Runde 14	0:42,864	0:15,975	0:19,283	0:42,943	0:15,999	0:19,221	0:42,800	0:15,971	0:19,163	0:42,782	0:15,918	0:19,190	0:42,617	0:15,808	0:19,164

**R 2 DSKG (KZ2) Heat 1 B < > C**

Die schnellsten Zeiten

Ort	Nr. Fahrername	Zeit	Streckenl.	Ø Speed
Ziel	334 Lehner,Franz	0:42,234	1063 m	90,6 km/h
Sektion 1	331 Kindervater,Robert	0:15,636	416 m	95,8 km/h
Sektion 2	328 Neumann,Thomas	0:18,874	452 m	86,2 km/h
Sektion 3	334 Lehner,Franz	0:07,483	195 m	93,8 km/h

Runde	Snr.304 Beyerlein,Patrick DEU BEYMO-Kartracing			Snr.310 Feizer,Dennis DEU Parolin Deutschland MSR WST			Snr.307 Schröder,Tim DEU Mach1 Motorsport			Snr.335 Sager,Moritz AUT KSB RACING TEAM			Snr.334 Lehner,Franz AUT BIREL ART RACING KSW		
	theoretisch mögliche Bestzeit	Ziel	Bestzeit	theoretisch mögliche Bestzeit	Ziel	Bestzeit	theoretisch mögliche Bestzeit	Ziel	Bestzeit	theoretisch mögliche Bestzeit	Ziel	Bestzeit	theoretisch mögliche Bestzeit	Ziel	Bestzeit
best	0:42,726	0:15,767	0:19,240	0:42,726	0:15,767	0:19,240	0:42,926	0:15,968	0:19,250	0:42,763	0:15,932	0:19,170	0:42,234	0:15,709	0:18,978
Runde 1	0:47,502	0:18,859	0:20,647	0:48,123	0:19,277	0:20,745	0:47,812	0:19,103	0:20,759	0:47,822	0:19,170	0:20,768	0:45,771	0:17,897	0:19,618
Runde 2	0:43,581	0:16,135	0:19,594	0:43,428	0:16,311	0:19,431	0:43,770	0:16,536	0:19,559	0:43,847	0:16,618	0:19,457	0:42,968	0:16,047	0:19,279
Runde 3	0:44,406	0:16,643	0:20,102	0:44,446	0:16,431	0:20,249	0:44,284	0:16,255	0:20,141	0:44,197	0:16,258	0:20,070	0:42,713	0:15,822	0:19,322
Runde 4	0:43,702	0:16,290	0:19,774	0:43,516	0:16,093	0:19,812	0:43,538	0:16,150	0:19,674	0:43,486	0:16,214	0:19,643	0:42,312	0:15,721	0:19,108
Runde 5	0:42,726	0:15,798	0:19,240	0:43,184	0:15,974	0:19,514	0:43,134	0:15,996	0:19,372	0:43,197	0:16,143	0:19,436	0:42,321	0:15,766	0:19,058
Runde 6	0:43,303	0:15,767	0:19,857	0:42,973	0:16,009	0:19,278	0:43,101	0:16,059	0:19,388	0:43,107	0:16,077	0:19,383	0:42,234	0:15,709	0:18,978
Runde 7	0:42,916	0:15,908	0:19,350	0:43,023	0:16,117	0:19,246	0:43,011	0:16,011	0:19,321	0:43,098	0:16,124	0:19,236	0:42,784	0:15,821	0:19,334
Runde 8	0:42,978	0:15,841	0:19,414	0:43,019	0:16,025	0:19,336	0:43,051	0:16,090	0:19,331	0:43,247	0:16,043	0:19,543	0:42,602	0:15,828	0:19,234
Runde 9	0:42,850	0:15,820	0:19,337	0:43,035	0:16,003	0:19,372	0:42,926	0:15,968	0:19,309	0:42,865	0:15,985	0:19,178	0:42,456	0:15,761	0:19,149
Runde 10	0:42,986	0:15,882	0:19,356	0:42,964	0:16,010	0:19,235	0:42,930	0:15,993	0:19,250	0:42,763	0:16,022	0:19,170	0:42,507	0:15,730	0:19,211
Runde 11	0:43,016	0:15,903	0:19,426	0:42,961	0:15,965	0:19,349	0:43,010	0:16,050	0:19,288	0:43,199	0:16,197	0:19,261	0:42,372	0:15,759	0:19,072
Runde 12	0:42,940	0:15,911	0:19,295	0:42,935	0:16,009	0:19,295	0:43,006	0:16,036	0:19,292	0:42,817	0:15,932	0:19,254	0:42,493	0:15,801	0:19,174
Runde 13	0:42,927	0:15,910	0:19,344	0:43,150	0:16,065	0:19,400	0:43,011	0:16,032	0:19,284	0:43,214	0:16,070	0:19,403	0:42,530	0:15,787	0:19,180
Runde 14	0:42,920	0:15,855	0:19,319	0:43,181	0:16,086	0:19,372	0:43,203	0:16,213	0:19,318	0:43,066	0:16,079	0:19,361	0:59,464	0:32,734	0:19,141

## R 2 DSKG (KZ2) Heat 1 B &lt;&gt; C

## Die schnellsten Zeiten

Ort	Nr. Fahrername	Zeit	Streckenl.	Ø Speed
Ziel	334 Lehner,Franz	0:42,234	1063 m	90,6 km/h
Sektion 1	331 Kindervater,Robert	0:15,636	416 m	95,8 km/h
Sektion 2	328 Neumann,Thomas	0:18,874	452 m	86,2 km/h
Sektion 3	334 Lehner,Franz	0:07,483	195 m	93,8 km/h

## Smr.327 Jonsson,Lukas

## SWE

## JP Racing

theoretisch mögliche Bestzeit 0:42,930

Ziel Sektion 1 Sektion 2 Sektion 3

best	0:43,102	0:16,031	0:19,251	0:07,648
Runde 1	0:48,478	0:19,479	0:21,125	0:07,874
Runde 2	0:43,845	0:16,441	0:19,705	0:07,699
Runde 3	0:44,009	0:16,277	0:19,880	0:07,852
Runde 4	0:43,687	0:16,347	0:19,570	0:07,770
Runde 5	0:43,277	0:16,101	0:19,528	0:07,648
Runde 6	0:43,304	0:16,031	0:19,514	0:07,759
Runde 7	0:43,365	0:16,176	0:19,495	0:07,694
Runde 8	0:43,353	0:16,103	0:19,502	0:07,748
Runde 9	0:43,102	0:16,169	0:19,251	0:07,682
Runde 10	0:43,225	0:16,180	0:19,335	0:07,710
Runde 11	0:43,604	0:16,088	0:19,782	0:07,734
Runde 12	0:43,245	0:16,210	0:19,336	0:07,699
Runde 13	0:43,582	0:16,317	0:19,509	0:07,756
Runde 14	0:43,396	0:16,194	0:19,459	0:07,743

## Smr.330 Walsh,Ian

## IRL

## Ian Walsh

theoretisch mögliche Bestzeit 0:42,947

Ziel Sektion 1 Sektion 2 Sektion 3

best	0:43,019	0:15,972	0:19,349	0:07,626
Runde 1	0:48,693	0:19,593	0:21,247	0:07,853
Runde 2	0:43,803	0:16,439	0:19,639	0:07,725
Runde 3	0:44,285	0:16,316	0:20,184	0:07,785
Runde 4	0:43,484	0:16,165	0:19,485	0:07,834
Runde 5	0:43,340	0:16,171	0:19,468	0:07,701
Runde 6	0:43,249	0:16,020	0:19,487	0:07,742
Runde 7	0:43,639	0:16,219	0:19,655	0:07,765
Runde 8	0:43,513	0:16,080	0:19,599	0:07,834
Runde 9	0:43,019	0:15,972	0:19,349	0:07,698
Runde 10	0:43,452	0:16,158	0:19,563	0:07,731
Runde 11	0:43,386	0:16,225	0:19,535	0:07,626
Runde 12	0:43,288	0:16,116	0:19,394	0:07,778
Runde 13	0:43,427	0:16,150	0:19,589	0:07,688
Runde 14	0:43,249	0:16,034	0:19,459	0:07,756

# DMSB DKM

## DEUTSCHE KART-MEISTERSCHAFTEN 2018

**Round 3: Ampfing / DEU**

**01-03 / 06 / 2018**

DMSB-RegNr 124/2018



### Groups DSKC (KZ2)

#### Group A

Pos.	Stnr No.	Fahrer Driver	Nation	Bewerber Sponsor	Nation
1	357	Ott, Stefan	DEU	Kartshop Ampfing	DEU
4	359	Kreutz, Patrick	DEU	RS-Motorsport	DEU
7	309	Kamali, Luka	DEU	FB Racing Team	DEU
10	306	Curto, Alessio	DEU	Valier Motorsport	DEU
13	324	De Santis, Raffaele	ITA	SRP Racing Team	DEU
16	314	Ugras, Filip Ioan	ROU	R&R RACING TEAM	AUT
19	312	Metz, Tim Mika	DEU	CRG-Performance	DEU
22	301	Himmels, Yannik	DEU	Valier Motorsport	DEU
25	318	Dresen, Andreas	DEU	Valier Motorsport	DEU
28	316	Schultheiss, Marcel	DEU	Mach1 Motorsport	DEU
31	320	Fredriksson, Lukas	SWE	JP Racing	SWE
34	329	Tretilovs, Davids	DEU	SRP Racing Team	DEU

#### Group B

Pos.	Stnr No.	Fahrer Driver	Nation	Bewerber Sponsor	Nation
2	334	Lehner, Franz	AUT	BIREL ART RACING KSW	AUT
5	352	Funda, Marcus	AUT	ZANGHI MOTORSPORT	ITA
8	331	Kindervater, Robert	DEU	BIREL ART RACING KSW	AUT
11	333	Myszkier, Pawel	POL	Mach1 Motorsport	DEU
14	358	Uher, Sebastian	DEU	Sebastian Uher	DEU
17	369	Drewing, Pascal	DEU	Van Woerden Racing	DEU
20	317	Wagner, Fabio	DEU	KSM Schumacher Racing Team	DEU
23	302	Potman, Mark	NLD	CRG Holland	NLD
26	335	Sager, Moritz	AUT	KSJ RACING TEAM	AUT
29	310	Feitzer, Dennis	DEU	Paronit Deutschnara msk WST	DEU
32	330	Walsh, Ian	IRL	Ian Walsh	IRL

#### Group C

Pos.	Stnr No.	Fahrer Driver	Nation	Bewerber Sponsor	Nation
3	321	Denner, Emilien	FRA	CRG Holland	FRA
6	328	Neumann, Thomas	DEU	Thomas Neumann	DEU
9	332	Tabakovic, Ronny	DEU	CKR Srl	ITA
12	323	Mähler, Tobias	DEU	Kartshop Ampfing	DEU
15	319	Colakovic, Nermir	DEU	Solgat Motorsport	DEU
18	305	Langenbacher, Marvin	DEU	RS-Motorsport	DEU
21	326	Baranowski, Kevin	DEU	Solgat Motorsport	DEU
24	368	Hartmann, Rick	DEU	Team NKS	DEU
27	304	Beyerlein, Patrick	DEU	BEYMO-Karttracing	DEU
30	327	Jonsson, Lukas	SWE	JP Racing	SWE
33	307	Schröder, Tim	DEU	Mach1 Motorsport	DEU

Rennleitung: Kai Medefind Racedirektor: Thomas Laine  
 Sportkommissare: Thomas Ferraro / Ulrich Bell / Robert Kühne  
 Techn. Kommissare: H.-J. Dangers / M. Gruschhoff / C. Schmidt / D. Pietzko / J. Lawinger / H. Höfle  
 Zeitnahme: KART-DATA timing service Franz Schiesler / Martin Summerer / Manuela Hintze






12	SRP Racing Team 329 Trefilovs Davids Startposition 23	11	Ian Walsh 330 Walsh Ian Startposition 22
11	JP Racing 320 Fredriksson Lukas Startposition 21	10	Parolin Deutschland MSR 310 Fetzer Dennis Startposition 20
10	Mach1 Motorsport 316 Schultheiss Marcel Startposition 19	9	KSB RACING TEAM 335 Sager Moritz Startposition 18
9	Valier Motorsport 318 Dresen Andreas Startposition 17	8	CRG Holland 302 Potman Mark Startposition 16
8	Valier Motorsport 301 Himmels Yannik Startposition 15	7	KSM Schumacher Racing Team 317 Wagner Fabio Startposition 14
7	CRG -Performance 312 Metz Tim Mika Startposition 13	6	Van Woerden Racing 369 Drewing Pascal Startposition 12
6	R&R RACING TEAM 314 Ugran Filip Ioan Startposition 11	5	Sebastian Uber 358 Uber Sebastian Startposition 10
5	SRP Racing Team 324 De Santis Raffaele Startposition 9	4	Mach1 Motorsport 333 Myszkier Pawel Startposition 8
4	Valier Motorsport 306 Curto Alessio Startposition 7	3	BIREL ART RACING KSW 331 Kindervater Robert Startposition 6
3	TB Racing Team 309 Kamali Luka Startposition 5	2	ZANCHI MOTORSPORT 352 Funda Marcus Startposition 4
2	RS-Motorsport 359 Kreutz Patrick Startposition 3	1	BIREL ART RACING KSW 334 Lehner Franz Startposition 2
1	Kartshop Ampfing 357 Ott Stefan Startposition 1		

**Starting Grid Group A - B DSK (KZ2)**

**Rennen 10**



12	SRP Racing Team Trefilovs Davids Startposition 23	11	Mach1 Motorsport Schröder Tim Startposition 22
11	JP Racing Fredriksson Lukas Startposition 21	10	JP Racing Jonsson Lukas Startposition 20
10	Mach1 Motorsport Schultheiss Marcel Startposition 19	9	BEYMO-Kartracing Beyerlein Patrick Startposition 18
9	Valier Motorsport Dresen Andreas Startposition 17	8	Team NKS Hartmann Rick Startposition 16
8	Valier Motorsport Himmels Yannik Startposition 15	7	Solgat Motorsport Baranowski Kevin Startposition 14
7	CRG -Performance Metz Tim Mika Startposition 13	6	RS-Motorsport Langenbacher Marvin Startposition 12
6	R&R RACING TEAM Ugran Filip Ioan Startposition 11	5	Solgat Motorsport Colakovic Nermin Startposition 10
5	SRP Racing Team De Santis Raffaele Startposition 9	4	Kartshop Ampfing Mähler Tobias Startposition 8
4	Valier Motorsport Curto Alessio Startposition 7	3	CKR Srl Tabakovic Ronny Startposition 6
3	TB Racing Team Kamali Luka Startposition 5	2	Thomas Neumann Neumann Thomas Startposition 4
2	RS-Motorsport Kreutz Patrick Startposition 3	1	CRG Holland Denner Emilien Startposition 2
1	Kartshop Ampfing Ott Stefan Startposition 1		

**Starting Grid Group A - C DSK (KZ2)**

**Rennen 6**



11	330	Ian Walsh Walsh Ian Startposition 21	11	307	Mach1 Motorsport Schröder Tim Startposition 22
10	310	Parolin Deutschland MSR Fetzer Dennis Startposition 19	10	327	JP Racing Jonsson Lukas Startposition 20
9	335	KSB RACING TEAM Sager Moritz Startposition 17	9	304	BEYMO-Kartracing Beyerlein Patrick Startposition 18
8	302	CRG Holland Potman Mark Startposition 15	8	368	Team NKS Hartmann Rick Startposition 16
7	317	KSM Schumacher Racing Team Wagner Fabio Startposition 13	7	326	Solgat Motorsport Baranowski Kevin Startposition 14
6	369	Van Woerden Racing Drewing Pascal Startposition 11	6	305	RS-Motorsport Langenbacher Marvin Startposition 12
5	358	Sebastian Uber Uber Sebastian Startposition 9	5	319	Solgat Motorsport Colakovic Nermin Startposition 10
4	333	Mach1 Motorsport Myszkier Pawel Startposition 7	4	323	Kartshop Ampfing Mähler Tobias Startposition 8
3	331	BIREL ART RACING KSW Kindervater Robert Startposition 5	3	332	CKR Srl Tabakovic Ronny Startposition 6
2	352	ZANCHI MOTORSPORT Funda Marcus Startposition 3	2	328	Thomas Neumann Neumann Thomas Startposition 4
1	334	BIREL ART RACING KSW Lehner Franz Startposition 1	1	321	CRG Holland Denner Emilien Startposition 2

**Starting Grid Group B - C DSKC (KZ2)**

**Rennen 2**

# NEU - 1 - NEW

## Ranking Qualifying Practice DSKC (K22)

Strecke / track: 1063m

started: 34 classified: 34 not classified: 0

Doc. 7.1

Pos	Stf. Nr.	Fahrer Driver	Nation	Bewerber/Sponsor	Nation	Lizenz/B-Lizenz	Chassis/Motor/Reifen	Rn. Laps	schnellste Zeit fastest Lap	Abstand Gap	Lauf Heat	Rn. Lp	Zeit Time	
1	357	Ott, Stefan	DEU	Kartshop Ampfing	DEU	IKC111949 KBF 1108764	DR / TM / Vega	7	0:41,638		1	7	0:41,638	
2	334	Lehner, Franz	AUT	BIREL ART RACING KSW	AUT	JK 2150 BK 102	BirelART / TM / Vega	7	0:41,679	0:00,041	1	7	0:41,679	
3	321	Denner, Emilien	FRA	CRG Holland	NLD	141283E1 15521	Kali Kart / TM / Vega	5	0:41,781	0:00,102	2	5	0:41,781	
4	359	Kreutz, Patrick	DEU	RS-Motorsport	DEU	IKB 1101586 KBF 1104126	CRG / TM / Vega	6	0:41,809	0:00,028	1	6	0:41,809	
5	352	Funda, Marcus	AUT	ZANCI MOTORSPORT	ITA	JK 2051 398793	ITALCORSE / TM / Vega	7	0:41,812	0:00,003	1	7	0:41,812	
6	328	Neumann, Thomas	DEU	Thomas Neumann	DEU	IKB 1066455 IKB 1066455	CRG / Modena / Vega	6	0:41,828	0:00,016	2	6	0:41,828	
7	309	Kamali, Luka	DEU	TB Racing Team	DEU	IKB 1132678 KBF 1116906	CRG / TM / Vega	5	0:41,833	0:00,005	2	5	0:41,833	
8	331	Kindervater, Robert	DEU	BIREL ART RACING KSW	AUT	BK 102	BirelART / TM / Vega	7	0:41,879	0:00,046	1	7	0:41,879	
9	332	Tabakovic, Ronny	DEU	CKR Sri	ITA	IKC 1148046 300098	CKR / TM / Vega	7	0:41,884	0:00,005	1	7	0:41,884	
10	306	Curto, Alessio	DEU	Valier Motorsport	DEU	IKC 1125805 KBF 1063735	SODI / TM / Vega	7	0:41,885	0:00,001	1	7	0:41,885	
11	333	Myszkier, Pawel	POL	Mach1 Motorsport	DEU	BZ7/208/K KBF 1005514	Mach1 / TM / Vega	5	0:41,953	0:00,068	2	5	0:41,953	
12	323	Mähler, Tobias	DEU	Kartshop Ampfing	DEU	IKC 1155185 KBF 1108764	DR / TM / Vega	7	0:41,953		-	1	7	0:41,953
13	324	De Santis, Raffaele	ITA	SRP Racing Team	DEU	355299 KBF 1156791	CRG / TM / Vega	6	0:41,984	0:00,031	2	6	0:41,984	
14	358	Über, Sebastian	DEU	Sebastian Über	DEU	IKB 1117990 KBF 1117990	Gillard / Modena / Vega	7	0:42,038	0:00,054	1	7	0:42,038	
15	319	Colakovic, Nermin	DEU	Solgat Motorsport	DEU	IKB 1165480 KBF 1079882	BirelArt / TM / Vega	7	0:42,039	0:00,001	1	7	0:42,039	
16	314	Ugran, Filip Ioan	ROU	R&R RACING TEAM	AUT	131 BK 031	BirelArt / TM / Vega	8	0:42,040	0:00,001	1	8	0:42,040	
17	369	Drewing, Pascal	DEU	Van Woerden Racing	DEU	IKC 1147574 KBF 1188185	Praga / TM / Vega	7	0:42,061	0:00,021	1	7	0:42,061	
18	305	Langenbacher, Marvin	DEU	RS-Motorsport	DEU	IKC 1152544 KBF 1104126	CRG / TM / Vega	7	0:42,064	0:00,003	1	7	0:42,064	
19	312	Metz, Tim Mika	DEU	CRG -Performance	DEU	IKC 1149667 KBF 1168909	CRG / TM / Vega	6	0:42,072	0:00,008	2	6	0:42,072	
20	317	Wagner, Fabio	DEU	KSM Schumacher Racing Team	DEU	IKC 1125482 KBF 1067587	Tony Kart / Vortex / Vega	6	0:42,105	0:00,033	2	6	0:42,105	
21	326	Baranowski, Kevin	DEU	Solgat Motorsport	DEU	IKC 1117569 KBF 1079882	BirelART / TM / Vega	7	0:42,206	0:00,101	1	7	0:42,206	
22	301	Himmels, Yannik	DEU	Valier Motorsport	DEU	IKC 1147857 KBF 1063735	SODI / TM / Vega	7	0:42,308	0:00,102	1	7	0:42,308	
23	302	Potman, Mark	NLD	CRG Holland	NLD	30972 15521	CRG / TM / Vega	7	0:42,319	0:00,011	1	7	0:42,319	
24	368	Hartmann, Rick	DEU	Team NKS	DEU	IKC 1145851 KBF 1050071	DR / TM / Vega	5	0:42,319		-	2	5	0:42,319
25	318	Dresen, Andreas	DEU	Valier Motorsport	DEU	IKC 1116375 KBF 1063735	SODI / TM / Vega	7	0:42,483	0:00,164	1	7	0:42,483	
26	335	Sager, Moritz	AUT	KSB RACING TEAM	AUT	JK 2117 BK 002	Kosmic / TM / Vega	6	0:42,530	0:00,047	2	6	0:42,530	
27	304	Beyerlein, Patrick	DEU	BEYMO-Kartracing	DEU	IKC 1041625 KBF 1160795	CRG / TM / Vega	6	0:42,587	0:00,057	2	6	0:42,587	
28	316	Schultheiss, Marcel	DEU	Mach1 Motorsport	DEU	IKC 1106945 KBF 1005514	Mach1 / TM / Vega	6	0:42,682	0:00,095	2	6	0:42,682	
29	310	Fetzer, Dennis	DEU	Parolin Deutschland MSR WST	DEU	IKC 1157082 KBF 1156015	Parolin / TM / Vega	6	0:42,806	0:00,124	2	6	0:42,806	
30	327	Jonsson, Lukas	SWE	JP Racing	SWE	2000009017955 105	Exprit / Vortex / Vega	6	0:42,858	0:00,052	2	6	0:42,858	
31	320	Fredriksson, Lukas	SWE	JP Racing	SWE	200108090073 105	Exprit / Vortex / Vega	6	0:42,909	0:00,051	2	6	0:42,909	
32	330	Walsh, Ian	IRL	Ian Walsh	IRL	1326 1326	Tony Kart / TM / Vega	6	0:43,148	0:00,239	2	6	0:43,148	
33	307	Schröder, Tim	DEU	Mach1 Motorsport	DEU	IKB 1079850 KBF 1005514	Mach1 / TM / Vega	1	0:45,272	0:02,124	2	1	0:45,272	
34	329	Trefilovs, Davids	DEU	SRP Racing Team	DEU	IKC1147656 KBF 1156791	CRG / TM / Vega	1	0:50,823	0:05,551	2	1	0:50,823	

Rennleitung: Kai Medefind Racedirektor: Thomas Lainer

Sportkommissare: Thomas Ferrero / Ulrich Bell / Robert Kühnel

Techn. Kommissare: H.-J. Dangers / M. Grasshoff / C. Schmidt / D.Pietzko / J.Lawinger / H.Höfler

Zeitmahme: KART-DATA timing service Franz Schiesler / Martin Summerer / Manuela Hintner

**Qualifying practice DSKC (K22) Group 2**

Strecke / track: 1063m  
 started: 17 classified: 17 not classified: 0

Doc. 13

Pos	Str. Nr.	Fahrer Driver	Nation	Bewerber/Sponsor	Nation	Lizenz/B-Lizenz	Chassis/Motor/Reifen	Runden Laps	Gesamtzeit Differenz	Abstand Gap	beste Runde best Lap	in R. in L.	o Geschw. o Speed
1	321	Denner, Emilien	FRA	CRG Holland	NLD	141283E1 15521	Kali Kart / TM / Vega	5			0:41,781	4	91,6 km/h
2	328	Neumann, Thomas	DEU	Thomas Neumann	DEU	IKB 1066455 IKB 1066455	CRG / Modena / Vega	6	0:00,047	0:00,047	0:41,828	6	91,5 km/h
3	309	Kamali, Luka	DEU	TB Racing Team	DEU	IKB 1132678 KBF 1116906	CRG / TM / Vega	5	0:00,052	0:00,005	0:41,833	5	91,5 km/h
4	333	Myszkier, Pawel	POL	Mach1 Motorsport	DEU	B27/208/K KBF 1005514	Mach1 / TM / Vega	5	0:00,172	0:00,120	0:41,953	5	91,2 km/h
5	324	De Santis, Raffaele	ITA	SRP Racing Team	DEU	355299 KBF 1156791	CRG / TM / Vega	6	0:00,203	0:00,031	0:41,984	6	91,1 km/h
6	312	Metz, Tim Mika	DEU	CRG - Performance	DEU	IKC 1149667 KBF 1168909	CRG / TM / Vega	6	0:00,291	0:00,088	0:42,072	5	91,0 km/h
7	317	Wagner, Fabio	DEU	KSM Schumacher Racing Team	DEU	IKC 1125482 KBF 1067587	Tony Kart / Vortex / Vega	6	0:00,324	0:00,033	0:42,105	6	90,9 km/h
8	368	Hartmann, Rick	DEU	Team NKS	DEU	IKC 1145851 KBF 1050071	DR / TM / Vega	5	0:00,538	0:00,214	0:42,319	5	90,4 km/h
9	335	Sager, Moritz	AUT	KSB RACING TEAM	AUT	JK 2117 BK 002	Kosmic / TM / Vega	6	0:00,749	0:00,211	0:42,530	6	90,0 km/h
10	304	Beyerlein, Patrick	DEU	BEYMO-Kartracing	DEU	IKC 1041625 KBF 1160795	CRG / TM / Vega	6	0:00,806	0:00,057	0:42,587	5	89,9 km/h
11	316	Schultheiss, Marcel	DEU	Mach1 Motorsport	DEU	IKC 1106945 KBF 1005514	Mach1 / TM / Vega	6	0:00,901	0:00,095	0:42,682	3	89,7 km/h
12	310	Fetzer, Dennis	DEU	Parolin Deutschland MSR WST	DEU	IKC 1157082 KBF 1156015	Parolin / TM / Vega	6	0:01,025	0:00,124	0:42,806	4	89,4 km/h
13	327	Jonsson, Lukas	SWE	JP Racing	SWE	2000009017955 105	Exprit / Vortex / Vega	6	0:01,077	0:00,052	0:42,858	6	89,3 km/h
14	320	Fredriksson, Lukas	SWE	JP Racing	SWE	200108090073 105	Exprit / Vortex / Vega	6	0:01,128	0:00,051	0:42,909	5	89,2 km/h
15	330	Walsh, Ian	IRL	Ian Walsh	IRL	1326 1326	Tony Kart / TM / Vega	6	0:01,367	0:00,239	0:43,148	4	88,7 km/h
16	307	Schröder, Tim	DEU	Mach1 Motorsport	DEU	IKB 1079850 KBF 1005514	Mach1 / TM / Vega	1	0:03,491	0:02,124	0:45,272	1	84,5 km/h
17	329	Trefilovs, Davids	DEU	SRP Racing Team	DEU	IKC1147656 KBF 1156791	CRG / TM / Vega	1	0:09,042	0:05,551	0:50,823	1	75,3 km/h

StNr. 310 beste 2 Runden gestrichen

Rennleitung: Kai Medefind Racedirektor: Thomas Lainer  
 Sportkommissare: Thomas Ferrero / Ulrich Bell / Robert Kühnel  
 Techn. Kommissare: H.-J. Dangers / M. Grasshoff / C. Schmidt / D.Pietzko / J.Lawinger / H.Höfler  
 Zeitnahme: KART-DATA timing service Franz Schieszler / Martin Summerer / Manuela Hintner

Zeitnahme / timekeeping  
 control *Schieszler*  
 Franz Schieszler

## Qualifying practice DSKC (KZ2) Group 2

Strecke / track: 1063      started: 17      classified: 17      not classified: 0

Fahrername Driver	Denner Emilien	Neumann Thomas	Kamali Luka	Myszkier Pawel	De Samtis Raffaele	Metz Tim Milka	Wagner Fabio	Hartmann Rick	Sager Moritz	Beyerlein Patrick	Schultheiss Marcel	Fetzer Dennis
schnellste Runde in Runde	0:41,781 Rn. 4	0:41,828 Rn. 6	0:41,833 Rn. 5	0:41,953 Rn. 5	0:41,984 Rn. 6	0:42,072 Rn. 5	0:42,105 Rn. 6	0:42,319 Rn. 5	0:42,530 Rn. 6	0:42,587 Rn. 5	0:42,682 Rn. 3	0:42,806 Rn. 4
Speed	91,6 km/h	91,5 km/h	91,5 km/h	91,2 km/h	91,1 km/h	91,0 km/h	90,9 km/h	90,4 km/h	90,0 km/h	89,9 km/h	89,7 km/h	89,4 km/h
Lap 1	0:43,461	0:51,360	0:58,620	0:48,655	0:54,103	0:50,087	0:46,778	0:57,080	0:46,255	0:48,674	0:44,715	0:45,814
Lap 2	0:42,267	0:53,145	0:43,185	0:43,963	0:43,793	0:44,353	0:43,458	0:43,595	0:43,573	0:43,408	0:44,894	0:44,626
Lap 3	0:42,051	0:42,611	0:42,436	0:42,357	0:46,242	0:42,658	0:42,665	0:42,722	0:42,978	0:43,012	0:42,682	0:43,119
Lap 4	0:41,781	0:41,919	0:42,856	0:41,993	0:42,600	0:42,698	0:42,107	0:42,420	0:42,590	0:42,780	0:42,729	0:42,806
Lap 5	0:41,797	0:52,977	0:41,833	0:41,953	0:42,345	0:42,072	0:42,169	0:42,319	0:42,539	0:42,587	0:43,143	0:42,745
Lap 6		0:41,828			0:41,984	0:42,112	0:42,105		0:42,530	0:42,600	0:42,738	0:42,607

## Qualifying practice DSKC (KZ2) Group 2

Strecke / track: 1063 started: 17 classified: 17 not classified: 0

Fahrername Driver	Jonsson Lukas	Fredriksson Lukas	Walsh Ian	Schröder Tim	Trefilovs Davids
schnellste Runde in Runde	0:42,858 Rn. 6	0:42,909 Rn. 5	0:43,148 Rn. 4	0:45,272 Rn. 1	0:50,823 Rn. 1
Speed	89,3 km/h	89,2 km/h	88,7 km/h	84,5 km/h	75,3 km/h
Lap 1	0:51,736	0:51,183	0:46,179	0:45,272	0:50,823
Lap 2	0:46,070	0:46,178	0:44,712		
Lap 3	0:43,310	0:43,559	0:43,738		
Lap 4	0:43,028	0:43,206	0:43,148		
Lap 5	0:42,975	0:42,909	0:43,755		
Lap 6	0:42,858	0:43,113	0:43,328		

## Qualifying practice DSKC (K22) Group 2

Ziel		Sektion 1		Sektion 2		Sektion 3	
Fahrername	Zeit	Fahrername	Zeit	Fahrername	Zeit	Fahrername	Zeit
1 321 Denner,Emilien	0:41,781	321 Denner,Emilien	0:15,477	328 Neumann,Thomas	0:18,710	309 Kamali,Luka	0:07,451
2 328 Neumann,Thomas	0:41,828	309 Kamali,Luka	0:15,584	309 Kamali,Luka	0:18,798	328 Neumann,Thomas	0:07,463
3 309 Kamali,Luka	0:41,833	328 Neumann,Thomas	0:15,605	333 Myszkier,Pawel	0:18,800	324 De Santis,Raffaele	0:07,463
4 333 Myszkier,Pawel	0:41,953	317 Wagner,Fabio	0:15,612	324 De Santis,Raffaele	0:18,801	321 Denner,Emilien	0:07,468
5 324 De Santis,Raffaele	0:41,984	312 Metz,Tim Mika	0:15,645	321 Denner,Emilien	0:18,809	333 Myszkier,Pawel	0:07,498
6 312 Metz,Tim Mika	0:42,072	333 Myszkier,Pawel	0:15,655	312 Metz,Tim Mika	0:18,881	312 Metz,Tim Mika	0:07,505
7 317 Wagner,Fabio	0:42,105	324 De Santis,Raffaele	0:15,720	317 Wagner,Fabio	0:18,889	317 Wagner,Fabio	0:07,510
8 368 Hartmann,Rick	0:42,319	304 Beyerlein,Patrick	0:15,756	368 Hartmann,Rick	0:18,950	316 Schultheiss,Marcel	0:07,518
9 335 Sager,Moritz	0:42,530	368 Hartmann,Rick	0:15,826	335 Sager,Moritz	0:18,985	320 Fredriksson,Lukas	0:07,533
10 304 Beyerlein,Patrick	0:42,587	316 Schultheiss,Marcel	0:15,849	310 Fetzer,Dennis	0:19,081	368 Hartmann,Rick	0:07,543
11 310 Fetzer,Dennis	0:42,607	335 Sager,Moritz	0:15,870	304 Beyerlein,Patrick	0:19,108	335 Sager,Moritz	0:07,552
12 316 Schultheiss,Marcel	0:42,682	310 Fetzer,Dennis	0:15,897	316 Schultheiss,Marcel	0:19,125	327 Jonsson,Lukas	0:07,613
13 327 Jonsson,Lukas	0:42,858	327 Jonsson,Lukas	0:15,950	320 Fredriksson,Lukas	0:19,195	310 Fetzer,Dennis	0:07,654
14 320 Fredriksson,Lukas	0:42,909	330 Walsh,Ian	0:16,033	327 Jonsson,Lukas	0:19,212	304 Beyerlein,Patrick	0:07,655
15 330 Walsh,Ian	0:43,148	320 Fredriksson,Lukas	0:16,048	330 Walsh,Ian	0:19,339	330 Walsh,Ian	0:07,671
16 307 Schröder,Tim	0:45,272	329 Trefilovs, Davids	0:16,579	307 Schröder,Tim	0:19,665	307 Schröder,Tim	0:08,155
17 329 Trefilovs, Davids	0:50,823	307 Schröder,Tim	0:16,640	329 Trefilovs, Davids	0:19,889	329 Trefilovs, Davids	0:08,636



### Qualifying practice DSKG (KZ2) Group 2

#### Die schnellsten Zeiten

Ort	Nr. Fahrername	Zeit	Streckenl.	Ø Speed
Ziel	321 Denner, Emilien	0:41,781	1063 m	91,6 km/h
Sektion 1	321 Denner, Emilien	0:15,477	416 m	96,8 km/h
Sektion 2	328 Neumann, Thomas	0:18,710	452 m	87,0 km/h
Sektion 3	309 Kamali, Luka	0:07,451	195 m	94,2 km/h

Snr.321 Denner,Emilien FRA CRG Holland		Snr.328 Neumann,Thomas DEU Thomas Neumann		Snr.309 Kamali,Luka DEU TB Racing Team		Snr.333 Myszkier,Pawel POL Mach 1 Motorsport		Snr.324 De Samis,Raffaele ITA SRP Racing Team				
theoretisch mögliche Bestzeit 0:41,754		theoretisch mögliche Bestzeit 0:41,778		theoretisch mögliche Bestzeit 0:41,833		theoretisch mögliche Bestzeit 0:41,953		theoretisch mögliche Bestzeit 0:41,984				
Ziel	Sektion 1	Sektion 2	Sektion 3	Ziel	Sektion 1	Sektion 2	Sektion 3	Ziel	Sektion 1	Sektion 2	Sektion 3	
best	0:41,781	0:15,477	0:18,809	0:07,468	0:41,828	0:15,605	0:18,710	0:07,463	0:41,984	0:15,720	0:18,801	0:07,463
Runde 1	0:43,461	0:16,382	0:19,381	0:07,698	0:51,360	0:19,145	0:23,790	0:08,425	0:54,103	0:20,423	0:25,302	0:08,378
Runde 2	0:42,267	0:15,748	0:19,020	0:07,499	0:53,145	0:16,751	0:24,645	0:11,749	0:43,793	0:16,473	0:19,581	0:07,739
Runde 3	0:42,051	0:15,692	0:18,872	0:07,487	0:42,611	0:15,991	0:19,067	0:07,553	0:46,242	0:18,099	0:20,447	0:07,696
Runde 4	0:41,781	0:15,504	0:18,809	0:07,468	0:41,919	0:15,605	0:18,810	0:07,504	0:42,600	0:15,954	0:18,975	0:07,671
Runde 5	0:41,797	0:15,477	0:18,837	0:07,483	0:52,977	0:19,210	0:26,137	0:07,630	0:42,345	0:15,844	0:18,991	0:07,510
Runde 6					0:41,828	0:15,655	0:18,710	0:07,463	0:41,984	0:15,720	0:18,801	0:07,463





### Qualifying practice DSKG (KZ2) Group 2

#### Die schnellsten Zeiten

Ort	Nr. Fahrername	Zeit	Streckenl.	Ø Speed
Ziel	321 Denner, Emilien	0:41,781	1063 m	91,6 km/h
Sektion 1	321 Denner, Emilien	0:15,477	416 m	96,8 km/h
Sektion 2	328 Neumann, Thomas	0:18,710	452 m	87,0 km/h
Sektion 3	309 Kamali, Luka	0:07,451	195 m	94,2 km/h

Smr.316 Schultheiss,Marcel DEU Mach1 Motorsport		Smr.310 Fezter,Dennis DEU Parolin Deutschland MSR WST		Smr.327 Jonsson,Lukas SWE JP Racing		Smr.320 Fredriksson,Lukas SWE JP Racing		Smr.330 Walsh,Ian IRL Ian Walsh								
theoretisch mögliche Bestzeit 0:42,492		theoretisch mögliche Bestzeit 0:42,632		theoretisch mögliche Bestzeit 0:42,775		theoretisch mögliche Bestzeit 0:42,776		theoretisch mögliche Bestzeit 0:43,043								
Ziel	Sektion 1	Sektion 2	Sektion 3	Ziel	Sektion 1	Sektion 2	Sektion 3	Ziel	Sektion 1	Sektion 2	Sektion 3					
best	0:42,682	0:15,849	0:19,125	0:07,518	0:42,607	0:15,897	0:19,081	0:07,654	0:42,607	0:15,897	0:19,116	0:07,578	0:43,148	0:16,033	0:19,339	0:07,671
Runde 1	0:44,715	0:16,991	0:19,990	0:07,734	0:45,814	0:17,440	0:20,543	0:07,831	0:51,736	0:19,243	0:23,972	0:08,521	0:46,179	0:17,705	0:20,381	0:08,093
Runde 2	0:44,894	0:16,342	0:20,740	0:07,812	0:44,626	0:16,387	0:20,098	0:08,141	0:46,070	0:16,886	0:21,242	0:07,942	0:44,712	0:16,481	0:19,994	0:08,237
Runde 3	0:42,682	0:16,006	0:19,125	0:07,551	0:43,119	0:16,155	0:19,286	0:07,678	0:43,310	0:16,184	0:19,450	0:07,676	0:43,559	0:16,343	0:19,511	0:07,705
Runde 4	0:42,729	0:15,849	0:19,199	0:07,681	0:42,806	0:15,990	0:19,162	0:07,654	0:43,028	0:16,031	0:19,384	0:07,613	0:43,206	0:16,397	0:19,203	0:07,606
Runde 5	0:43,143	0:15,988	0:19,577	0:07,578	0:42,745	0:16,110	0:19,116	1:17,971	0:42,975	0:15,950	0:19,354	0:07,671	0:42,909	0:16,181	0:19,195	0:07,533
Runde 6	0:42,738	0:15,947	0:19,273	0:07,518	0:42,607	0:15,897	0:19,081	1:17,585	0:42,858	0:16,031	0:19,212	0:07,615	0:43,113	0:16,048	0:19,393	0:07,672

## Qualifying practice DSKG (KZ2) Group 2

## Die schnellsten Zeiten

Ort	Nr. Fahrername	Zeit	Streckenl.	Ø Speed
Ziel	321 Denner, Emilien	0:41,781	1063 m	91,6 km/h
Sektion 1	321 Denner, Emilien	0:15,477	416 m	96,8 km/h
Sektion 2	328 Neumann, Thomas	0:18,710	452 m	87,0 km/h
Sektion 3	309 Kamali, Luka	0:07,451	195 m	94,2 km/h

 Smr.307 Schröder, Tim  
 DEU

Mach1 Motorsport

theoretisch mögliche Bestzeit 0:44,460

Ziel Sektion 1 Sektion 2 Sektion 3

0:45,272 0:16,640 0:19,665 0:08,155

0:17,124 0:19,993 0:08,155

0:16,640 0:19,665

 Smr.329 Trefflows, Davids  
 DEU

SRP Racing Team

theoretisch mögliche Bestzeit 0:45,104

Ziel Sektion 1 Sektion 2 Sektion 3

0:50,823 0:16,579 0:19,889 0:08,636

0:50,823 0:19,941 0:22,246 0:08,636

0:16,579 0:19,889

best

Runde 1

Runde 2

	Ziel	Sektion 1	Sektion 2	Sektion 3	Ziel	Sektion 1	Sektion 2	Sektion 3	Ziel	Sektion 1	Sektion 2	Sektion 3

Strecke / track: 1063m

started: 17 classified: 17 not classified: 0

Doc. 12

Pos	Str. Nr.	Fahrer / Driver	Nation	Bewerber/Sponsor	Nation	Lizenz/B-Lizenz	Chassis/Motor/Reifen	Runden Laps	Gesamtzeit Differenz	Abstand Gap	beste Runde best Lap	in N. in L.	o Geschw. o Speed
1	357	Ott, Stefan	DEU	Kartshop Ampfing	DEU	IKC1111949 KBF 1108764	DR / TM / Vega	7			0:41,638	5	91,9 km/h
2	334	Lehner, Franz	AUT	BIREL ART RACING KSW	AUT	JK 2150 BK 102	BirelART / TM / Vega	7	0:00,041	0:00,041	0:41,679	7	91,8 km/h
3	359	Kreutz, Patrick	DEU	RS-Motorsport	DEU	IKB 1101586 KBF 1104126	CRG / TM / Vega	6	0:00,171	0:00,130	0:41,809	6	91,5 km/h
4	352	Funda, Marcus	AUT	ZANCHI MOTORSPORT	ITA	JK 2051 398793	ITALCORSE / TM / Vega	7	0:00,174	0:00,003	0:41,812	5	91,5 km/h
5	331	Kindervater, Robert	DEU	BIREL ART RACING KSW	AUT	IKC 1133505 BK 102	BirelART / TM / Vega	7	0:00,241	0:00,067	0:41,879	7	91,4 km/h
6	332	Tabakovic, Ronny	DEU	CKR Sri	ITA	IKC 1148046 300098	CKR / TM / Vega	7	0:00,246	0:00,005	0:41,884	5	91,4 km/h
7	306	Curto, Alessio	DEU	Valier Motorsport	DEU	IKC 1125805 KBF 1063735	SODI / TM / Vega	7	0:00,247	0:00,001	0:41,885	6	91,4 km/h
8	323	Mähler, Tobias	DEU	Kartshop Ampfing	DEU	IKC 1155185 KBF 1108764	DR / TM / Vega	7	0:00,315	0:00,068	0:41,953	5	91,2 km/h
9	358	Über, Sebastian	DEU	Sebastian Über	DEU	IKB 1117990 KBF 1117990	Gillard / Modena / Vega	7	0:00,400	0:00,085	0:42,038	6	91,0 km/h
10	319	Colakovic, Nermin	DEU	Solgat Motorsport	DEU	IKB 1165480 KBF 1079882	BirelArt / TM / Vega	7	0:00,401	0:00,001	0:42,039	7	91,0 km/h
11	314	Ugran, Filip Ioan	ROU	R&R RACING TEAM	AUT	13i BK 031	BirelArt / TM / Vega	8	0:00,402	0:00,001	0:42,040	8	91,0 km/h
12	369	Drewing, Pascal	DEU	Van Woerden Racing	DEU	IKC 1147574 KBF 1188185	Praga / TM / Vega	7	0:00,423	0:00,021	0:42,061	4	91,0 km/h
13	305	Langenbacher, Marvin	DEU	RS-Motorsport	DEU	IKC 1152544 KBF 1104126	CRG / TM / Vega	7	0:00,426	0:00,003	0:42,064	7	91,0 km/h
14	326	Baranowski, Kevin	DEU	Solgat Motorsport	DEU	IKC 1117569 KBF 1079882	BirelART / TM / Vega	7	0:00,568	0:00,142	0:42,206	4	90,7 km/h
15	301	Himmels, Yannik	DEU	Valier Motorsport	DEU	IKC 1147857 KBF 1063735	SODI / TM / Vega	7	0:00,670	0:00,102	0:42,308	5	90,5 km/h
16	302	Potman, Mark	NLD	CRG Holland	NLD	30972 15521	CRG / TM / Vega	7	0:00,681	0:00,011	0:42,319	4	90,4 km/h
17	318	Dresen, Andreas	DEU	Valier Motorsport	DEU	IKC 1116375 KBF 1063735	SODI / TM / Vega	7	0:00,845	0:00,164	0:42,483	6	90,1 km/h

StNr. 326 beste Runde gestrichen

Rennleitung: Kai Medefind Racedirektor: Thomas Lainer

Sportkommissare: Thomas Ferrero / Ulrich Bell / Robert Kühnel

Techn. Kommissare: H.-J. Dangers / M. Grasshoff / C. Schmidt / D.Pietzko / J.Lawinger / H.Höfler

Zeitnahme: KART-DATA timing service Franz Schieszler / Martin Summerer / Manuela Hintner

Zeitnahme / timekeeping

control *Schieszler*  
Franz Schieszler

## Qualifying practice DSKC (K22) Group 1

Strecke / track: 1063      started: 17      classified: 17      not classified: 0

Fahrername Driver	Ott Stefan	Lehner Franz	Kreutz Patrick	Funda Marcus	Kindervater Robert	Tabakovic Ronny	Curto Alessio	Mähler Tobias	Uber Sebastian	Colakovic Nermin	Ugran Filip Ioan	Drewing Pascal
schnellste Runde in Runde	0:41,638 Rn. 5	0:41,679 Rn. 7	0:41,809 Rn. 6	0:41,812 Rn. 5	0:41,879 Rn. 7	0:41,884 Rn. 5	0:41,885 Rn. 6	0:41,953 Rn. 5	0:42,038 Rn. 6	0:42,039 Rn. 7	0:42,040 Rn. 8	0:42,061 Rn. 4
Speed	91,9 km/h	91,8 km/h	91,5 km/h	91,5 km/h	91,4 km/h	91,4 km/h	91,4 km/h	91,2 km/h	91,0 km/h	91,0 km/h	91,0 km/h	91,0 km/h
Lap 1	0:48,154	0:48,347	0:52,917	0:49,027	0:47,374	0:46,721	0:48,251	0:45,827	0:48,100	0:48,529	0:46,492	0:48,950
Lap 2	0:42,666	0:43,005	0:42,992	0:44,357	0:42,579	0:42,689	0:42,827	0:43,020	0:43,809	0:43,128	0:43,154	0:42,932
Lap 3	0:42,056	0:42,460	0:42,180	0:48,242	0:42,068	0:42,088	0:42,213	0:42,227	0:42,769	0:42,798	0:42,349	0:42,214
Lap 4	0:41,879	0:41,900	0:42,005	0:42,037	0:41,974	0:41,907	0:41,917	0:42,199	0:42,323	0:42,285	0:42,152	0:42,061
Lap 5	0:41,638	0:41,814	0:41,881	0:41,812	0:42,030	0:41,884	0:41,936	0:41,953	0:42,225	0:42,196	0:42,052	0:44,555
Lap 6	0:41,660	0:41,723	0:41,809	0:43,513	0:46,078	0:41,926	0:41,885	0:41,997	0:42,038	0:42,155	0:42,078	0:42,181
Lap 7	0:43,177	0:41,679		0:44,764	0:41,879	0:41,968	0:41,892	0:42,023	0:46,041	0:42,039	0:42,082	0:42,298
Lap 8											0:42,040	

## Qualifying practice DSKC (KZ2) Group 1

Strecke / track: 1063      started: 17      classified: 17      not classified: 0

Fahrername Driver	Langenbacher Marvin	Baranowski Kevin	Himmels Yannik	Potman Mark	Dresen Andreas
schnellste Runde in Runde	0:42,064 Rn. 7	0:42,206 Rn. 4	0:42,308 Rn. 5	0:42,319 Rn. 4	0:42,483 Rn. 6
Speed	91,0 km/h	90,7 km/h	90,5 km/h	90,4 km/h	90,1 km/h
Lap 1	0:48,489	0:53,824	0:47,989	0:52,243	0:49,118
Lap 2	0:43,697	0:43,761	0:43,418	0:45,674	0:43,808
Lap 3	0:42,433	0:42,573	0:42,502	0:42,795	0:42,970
Lap 4	0:42,349	<u>0:42,206</u>	0:42,414	<u>0:42,319</u>	0:42,695
Lap 5	0:42,244	(0:42,002)	0:42,308	0:42,416	0:42,489
Lap 6	0:42,115	0:42,267	0:42,358	0:42,355	<u>0:42,483</u>
Lap 7	<u>0:42,064</u>	0:42,676	0:42,424	0:42,323	0:42,483
Lap 8					

## Qualifying practice DSKC (K22) Group 1

Ziel		Sektion 1		Sektion 2		Sektion 3	
Fahrername	Zeit	Fahrername	Zeit	Fahrername	Zeit	Fahrername	Zeit
1 357 Ott,Stefan	0:41,638	357 Ott,Stefan	0:15,522	334 Lehner,Franz	0:18,651	334 Lehner,Franz	0:07,406
2 334 Lehner,Franz	0:41,679	352 Funda,Marcus	0:15,526	357 Ott,Stefan	0:18,653	357 Ott,Stefan	0:07,419
3 359 Kreutz,Patrick	0:41,809	334 Lehner,Franz	0:15,531	352 Funda,Marcus	0:18,723	359 Kreutz,Patrick	0:07,438
4 352 Funda,Marcus	0:41,812	306 Curto,Alessio	0:15,534	306 Curto,Alessio	0:18,747	352 Funda,Marcus	0:07,442
5 331 Kindervater,Robert	0:41,879	331 Kindervater,Robert	0:15,538	332 Tabakovic,Ronny	0:18,755	314 Ugran,Filip Ioan	0:07,457
6 332 Tabakovic,Ronny	0:41,884	359 Kreutz,Patrick	0:15,563	323 Mähler,Tobias	0:18,762	358 Uber,Sebastian	0:07,477
7 306 Curto,Alessio	0:41,885	332 Tabakovic,Ronny	0:15,566	331 Kindervater,Robert	0:18,775	305 Langenbacher,Marvin	0:07,477
8 323 Mähler,Tobias	0:41,953	323 Mähler,Tobias	0:15,613	359 Kreutz,Patrick	0:18,778	301 Himmels,Yannik	0:07,488
9 326 Baranowski,Kevin	0:42,002	369 Drewing,Pascal	0:15,626	326 Baranowski,Kevin	0:18,814	369 Drewing,Pascal	0:07,489
10 358 Uber,Sebastian	0:42,038	326 Baranowski,Kevin	0:15,630	319 Colakovic,Nermin	0:18,815	319 Colakovic,Nermin	0:07,501
11 319 Colakovic,Nermin	0:42,039	314 Ugran,Filip Ioan	0:15,643	314 Ugran,Filip Ioan	0:18,835	332 Tabakovic,Ronny	0:07,503
12 314 Ugran,Filip Ioan	0:42,040	358 Uber,Sebastian	0:15,682	305 Langenbacher,Marvin	0:18,859	331 Kindervater,Robert	0:07,513
13 369 Drewing,Pascal	0:42,061	305 Langenbacher,Marvin	0:15,683	358 Uber,Sebastian	0:18,879	306 Curto,Alessio	0:07,514
14 305 Langenbacher,Marvin	0:42,064	319 Colakovic,Nermin	0:15,717	302 Potman,Mark	0:18,900	318 Dresen,Andreas	0:07,515
15 301 Himmels,Yannik	0:42,308	318 Dresen,Andreas	0:15,748	369 Drewing,Pascal	0:18,930	302 Potman,Mark	0:07,521
16 302 Potman,Mark	0:42,319	301 Himmels,Yannik	0:15,771	301 Himmels,Yannik	0:18,994	323 Mähler,Tobias	0:07,526
17 318 Dresen,Andreas	0:42,483	302 Potman,Mark	0:15,771	318 Dresen,Andreas	0:19,114	326 Baranowski,Kevin	0:07,559





**Qualifying practice DSKG (K22) Group 1**

Die schnellsten Zeiten

Ort	Nr. Fahrername	Zeit	Streckenl.	Ø Speed
Ziel	357 Off, Stefan	0:41,638	1063 m	91,9 km/h
Sektion 1	357 Off, Stefan	0:15,522	416 m	96,5 km/h
Sektion 2	334 Lehner, Franz	0:18,651	452 m	87,2 km/h
Sektion 3	334 Lehner, Franz	0:07,406	195 m	94,8 km/h

	Smr.357 Off,Stefan DEU Kartshop Ampfing		Smr.334 Lehner,Franz AUT BIREL ART RACING KSW		Smr.359 Kreuz,Patrick DEU RS-Motorsport		Smr.352 Funder,Marcus AUT ZANCHI MOTORSPORT		Smr.331 Kindervater,Robert DEU BIREL ART RACING KSW			
	theoretisch mögliche Bestzeit	0:41,594	theoretisch mögliche Bestzeit	0:41,588	theoretisch mögliche Bestzeit	0:41,779	theoretisch mögliche Bestzeit	0:41,691	theoretisch mögliche Bestzeit	0:41,826		
best	Ziel	Sektion 1	Sektion 2	Sektion 3	Ziel	Sektion 1	Sektion 2	Sektion 3	Ziel	Sektion 1	Sektion 2	Sektion 3
Runde 1	0:41,638	0:15,522	0:18,653	0:07,419	0:41,679	0:15,531	0:18,651	0:07,406	0:41,812	0:15,526	0:18,723	0:07,442
Runde 2	0:42,666	0:16,004	0:19,126	0:07,536	0:43,005	0:16,059	0:19,303	0:07,643	0:44,357	0:15,963	0:19,657	0:08,737
Runde 3	0:42,056	0:15,703	0:18,842	0:07,511	0:42,460	0:15,782	0:19,167	0:07,511	0:48,242	0:16,655	0:24,076	0:07,511
Runde 4	0:41,879	0:15,671	0:18,689	0:07,519	0:41,900	0:15,599	0:18,883	0:07,418	0:42,037	0:15,585	0:18,977	0:07,475
Runde 5	0:41,638	0:15,566	0:18,653	0:07,419	0:41,814	0:15,573	0:18,835	0:07,406	0:41,812	0:15,647	0:18,723	0:07,442
Runde 6	0:41,660	0:15,528	0:18,712	0:07,420	0:41,723	0:15,531	0:18,761	0:07,431	0:43,513	0:15,526	0:19,840	0:08,147
Runde 7	0:43,177	0:15,522	0:18,910	0:08,745	0:41,679	0:15,584	0:18,651	0:07,444	0:44,764	0:15,663	0:19,235	0:09,866
Runde 8												
	0:48,154	0:18,346	0:21,973	0:07,835	0:48,347	0:18,550	0:21,991	0:07,806	0:49,027	0:18,608	0:20,866	0:09,553
	0:42,666	0:16,004	0:19,126	0:07,536	0:43,005	0:16,059	0:19,303	0:07,643	0:44,357	0:15,963	0:19,657	0:08,737
	0:42,056	0:15,703	0:18,842	0:07,511	0:42,460	0:15,782	0:19,167	0:07,511	0:48,242	0:16,655	0:24,076	0:07,511
	0:41,879	0:15,671	0:18,689	0:07,519	0:41,900	0:15,599	0:18,883	0:07,418	0:42,037	0:15,585	0:18,977	0:07,475
	0:41,638	0:15,566	0:18,653	0:07,419	0:41,814	0:15,573	0:18,835	0:07,406	0:41,812	0:15,647	0:18,723	0:07,442
	0:41,660	0:15,528	0:18,712	0:07,420	0:41,723	0:15,531	0:18,761	0:07,431	0:43,513	0:15,526	0:19,840	0:08,147
	0:43,177	0:15,522	0:18,910	0:08,745	0:41,679	0:15,584	0:18,651	0:07,444	0:44,764	0:15,663	0:19,235	0:09,866
	0:47,374	0:17,683	0:21,981	0:07,710	0:47,374	0:17,683	0:21,981	0:07,710	0:47,374	0:17,683	0:21,981	0:07,710
	0:42,579	0:15,934	0:19,062	0:07,583	0:42,579	0:15,934	0:19,062	0:07,583	0:42,579	0:15,934	0:19,062	0:07,583
	0:42,068	0:15,666	0:18,850	0:07,552	0:42,068	0:15,666	0:18,850	0:07,552	0:42,068	0:15,666	0:18,850	0:07,552
	0:41,974	0:15,601	0:18,789	0:07,584	0:41,974	0:15,601	0:18,789	0:07,584	0:41,974	0:15,601	0:18,789	0:07,584
	0:42,030	0:15,538	0:18,840	0:07,652	0:42,030	0:15,538	0:18,840	0:07,652	0:42,030	0:15,538	0:18,840	0:07,652
	0:46,078	0:16,268	0:22,256	0:07,554	0:46,078	0:16,268	0:22,256	0:07,554	0:46,078	0:16,268	0:22,256	0:07,554
	0:41,879	0:15,591	0:18,775	0:07,513	0:41,879	0:15,591	0:18,775	0:07,513	0:41,879	0:15,591	0:18,775	0:07,513

### Qualifying practice DSKG (K22) Group 1

#### Die schnellsten Zeiten

Ort	Nr. Fahrername	Zeit	Streckenl.	Ø Speed
Ziel	357 Off, Stefan	0:41,638	1063 m	91,9 km/h
Sektion 1	357 Off, Stefan	0:15,522	416 m	96,5 km/h
Sektion 2	334 Lehner, Franz	0:18,651	452 m	87,2 km/h
Sektion 3	334 Lehner, Franz	0:07,406	195 m	94,8 km/h

	Smr.332 Tabakovic,Romy DEU CKR Srl			Smr.306 Curto,Alessio DEU Vallier Motorsport			Smr.323 Mähler,Tobias DEU Kartshop Ampfing			Smr.358 Uber,Sebastian DEU Sebastian Uber			Smr.319 Colakovic,Nermin DEU Solgat Motorsport		
	theoretisch mögliche Bestzeit	Sektion 2	Sektion 3	theoretisch mögliche Bestzeit	Sektion 1	Sektion 2	Sektion 3	theoretisch mögliche Bestzeit	Sektion 1	Sektion 2	Sektion 3	theoretisch mögliche Bestzeit	Sektion 1	Sektion 2	Sektion 3
best	0:41,884	0:15,566	0:07,503	0:41,885	0:15,534	0:18,747	0:07,514	0:41,953	0:15,613	0:18,762	0:07,526	0:42,038	0:15,682	0:18,879	0:07,477
Runde 1	0:46,721	0:17,950	0:07,767	0:48,251	0:18,622	0:21,677	0:07,952	0:45,827	0:17,932	0:20,133	0:07,762	0:48,100	0:18,842	0:21,422	0:07,836
Runde 2	0:42,689	0:15,948	0:07,574	0:42,827	0:15,998	0:19,223	0:07,606	0:43,020	0:16,046	0:19,308	0:07,666	0:43,809	0:16,314	0:19,791	0:07,704
Runde 3	0:42,088	0:15,689	0:07,515	0:42,213	0:15,745	0:18,938	0:07,530	0:42,227	0:15,763	0:18,897	0:07,567	0:42,769	0:15,893	0:19,298	0:07,578
Runde 4	0:41,907	0:15,620	0:07,503	0:41,917	0:15,656	0:18,747	0:07,514	0:42,199	0:15,712	0:18,950	0:07,537	0:42,323	0:15,778	0:19,025	0:07,520
Runde 5	0:41,884	0:15,570	0:07,516	0:41,936	0:15,534	0:18,827	0:07,575	0:41,953	0:15,657	0:18,762	0:07,534	0:42,225	0:15,700	0:18,971	0:07,554
Runde 6	0:41,926	0:15,572	0:07,539	0:41,885	0:15,580	0:18,787	0:07,518	0:41,997	0:15,613	0:18,858	0:07,526	0:42,038	0:15,682	0:18,879	0:07,477
Runde 7	0:41,968	0:15,566	0:07,647	0:41,892	0:15,587	0:18,788	0:07,517	0:42,023	0:15,631	0:18,852	0:07,540	0:46,041	0:15,750	0:20,192	0:10,099
Runde 8															



### Qualifying practice DSKG (K22) Group 1

#### Die schnellsten Zeiten

Ort	Nr. Fahrername	Zeit	Streckenl.	Ø Speed
Ziel	357 Ott, Stefan	0:41,638	1063 m	91,9 km/h
Sektion 1	357 Ott, Stefan	0:15,522	416 m	96,5 km/h
Sektion 2	334 Lehner, Franz	0:18,651	452 m	87,2 km/h
Sektion 3	334 Lehner, Franz	0:07,406	195 m	94,8 km/h

	Smr.314 Ugran,Filip Ioan ROU R&R RACING TEAM			Smr.369 Drowing,Pascal DEU Van Woerden Racing			Smr.305 Langenbacher,Marvin DEU RS-Motorsport			Smr.326 Baranowski,Kevin DEU Solgat Motorsport			Smr.301 Himmels,Yannik DEU Valter Motorsport						
	theoretisch mögliche Bestzeit	Sektion 2	Sektion 3	theoretisch mögliche Bestzeit	Sektion 1	Sektion 2	Sektion 3	theoretisch mögliche Bestzeit	Sektion 1	Sektion 2	Sektion 3	theoretisch mögliche Bestzeit	Sektion 1	Sektion 2	Sektion 3				
best	0:42,040	0:15,643	0:07,457	0:42,061	0:15,626	0:18,930	0:07,489	0:42,064	0:15,683	0:18,859	0:07,477	0:42,002	0:15,630	0:18,814	0:07,559	0:42,308	0:15,771	0:18,994	0:07,488
Runde 1	0:46,492	0:16,638	0:20,809	0:48,950	0:19,834	0:21,218	0:07,898	0:48,489	0:19,143	0:21,470	0:07,876	0:53,824	0:17,393	0:26,657	0:09,774	0:47,989	0:18,795	0:20,606	0:08,588
Runde 2	0:43,154	0:16,205	0:19,371	0:42,932	0:16,016	0:19,369	0:07,547	0:43,697	0:16,334	0:19,663	0:07,700	0:43,761	0:16,744	0:19,386	0:07,631	0:43,418	0:16,364	0:19,415	0:07,639
Runde 3	0:42,349	0:15,908	0:18,898	0:42,214	0:15,710	0:18,958	0:07,546	0:42,433	0:15,855	0:18,994	0:07,584	0:42,573	0:15,865	0:19,105	0:07,603	0:42,502	0:15,898	0:19,068	0:07,536
Runde 4	0:42,152	0:15,670	0:18,933	0:42,061	0:15,626	0:18,933	0:07,502	0:42,349	0:15,737	0:19,049	0:07,563	0:42,206	0:15,715	0:18,932	0:07,559	0:42,414	0:15,842	0:18,994	0:07,578
Runde 5	0:42,052	0:15,743	0:18,885	0:44,555	0:17,659	0:19,407	0:07,489	0:42,244	0:15,783	0:18,923	0:07,538	0:42,002	0:15,630	0:18,913	1:16,545	0:42,308	0:15,792	0:19,028	0:07,488
Runde 6	0:42,078	0:15,643	0:18,978	0:42,181	0:15,669	0:18,930	0:07,582	0:42,115	0:15,721	0:18,917	0:07,477	0:42,267	0:15,654	0:18,814	0:07,799	0:42,358	0:15,771	0:19,018	0:07,569
Runde 7	0:42,082	0:15,659	0:18,887	0:42,298	0:15,790	0:18,979	0:07,529	0:42,064	0:15,683	0:18,859	0:07,522	0:42,676	0:15,922	0:19,150	0:07,604	0:42,424	0:15,805	0:19,077	0:07,542
Runde 8	0:42,040	0:15,683	0:18,840																



**Qualifying practice DSKG (K22) Group 1**

Die schnellsten Zeiten

Ort	Nr. Fahrername	Zeit	Streckenl.	Ø Speed
Ziel	357 Ott, Stefan	0:41,638	1063 m	91,9 km/h
Sektion 1	357 Ott, Stefan	0:15,522	416 m	96,5 km/h
Sektion 2	334 Lehner, Franz	0:18,651	452 m	87,2 km/h
Sektion 3	334 Lehner, Franz	0:07,406	195 m	94,8 km/h

Smr.302 Poitman,Mark

NLD

CRG Holland

theoretisch mögliche Bestzeit 0:42,192

Ziel Sektion 1 Sektion 2 Sektion 3

0:42,319 0:15,771 0:18,900 0:07,521

Runde 1 0:52,243 0:17,441 0:23,282 0:11,520

Runde 2 0:45,674 0:18,520 0:19,458 0:07,696

Runde 3 0:42,795 0:16,030 0:19,153 0:07,612

Runde 4 0:42,319 0:15,881 0:18,900 0:07,538

Runde 5 0:42,416 0:15,869 0:18,995 0:07,552

Runde 6 0:42,355 0:15,771 0:19,063 0:07,521

Runde 7 0:42,323 0:15,822 0:18,970 0:07,531

Runde 8

Smr.318 Dresen,Andreas

DEU

Vallier Motorsport

theoretisch mögliche Bestzeit 0:42,377

Ziel Sektion 1 Sektion 2 Sektion 3

0:42,483 0:15,748 0:19,114 0:07,515

Runde 1 0:49,118 0:18,628 0:22,461 0:08,029

Runde 2 0:43,808 0:16,443 0:19,747 0:07,618

Runde 3 0:42,970 0:16,060 0:19,323 0:07,587

Runde 4 0:42,695 0:15,962 0:19,218 0:07,515

Runde 5 0:42,489 0:15,748 0:19,195 0:07,546

Runde 6 0:42,483 0:15,812 0:19,146 0:07,525

Runde 7 0:42,483 0:15,817 0:19,114 0:07,552

Runde 8

Ziel Sektion 1 Sektion 2 Sektion 3

Ziel Sektion 1 Sektion 2 Sektion 3

Ziel Sektion 1 Sektion 2 Sektion 3

Ziel Sektion 1 Sektion 2 Sektion 3

Strecke / track: 1063m

started: 17 classified: 17 not classified: 0

Doc. 4

Pos	Str. Nr.	Fahrer Driver	Nation	Bewerber/Sponsor	Nation	Lizenz/B-Lizenz	Chassis/Motor/Reifen	Runden Laps	Gesamtzeit Differenz	Abstand Gap	beste Runde best Lap	in R. in L.	o Geschw. Speed
1	321	Denner, Emilien	FRA	CRG Holland	NLD	141283E1 15521	Kali Kart / TM / Vega	9			0:41,784	8	91,6 km/h
2	317	Wagner, Fabio	DEU	KSM Schumacher Racing Team	DEU	IKC 1125482 KBF 1067587	Tony Kart / Vortex / Vega	9	0:00,193	0:00,193	0:41,977	8	91,2 km/h
3	328	Neumann, Thomas	DEU	Thomas Neumann	DEU	IKB 1066455 IKB 1066455	CRG / Modena / Vega	12	0:00,201	0:00,008	0:41,985	11	91,1 km/h
4	312	Metz, Tim Mika	DEU	CRG - Performance	DEU	IKC 1149667 KBF 1168909	CRG / TM / Vega	12	0:00,268	0:00,067	0:42,052	11	91,0 km/h
5	309	Kamali, Luka	DEU	TB Racing Team	DEU	IKB 1132678 KBF 1116906	CRG / TM / Vega	12	0:00,402	0:00,134	0:42,186	8	90,7 km/h
6	324	De Santis, Raffaele	ITA	SRP Racing Team	DEU	355299 KBF 1156791	CRG / TM / Vega	12	0:00,537	0:00,135	0:42,321	12	90,4 km/h
7	333	Myszkier, Pawel	POL	Mach1 Motorsport	DEU	B27/208/K KBF 1005514	Mach1 / TM / Vega	11	0:00,541	0:00,004	0:42,325	10	90,4 km/h
8	329	Trefilovs, Davids	DEU	SRP Racing Team	DEU	IKC 1147656 KBF 1156791	CRG / TM / Vega	12	0:00,667	0:00,126	0:42,451	12	90,1 km/h
9	368	Hartmann, Rick	DEU	Team NKS	DEU	IKC 1145851 KBF 1050071	DR / TM / Vega	11	0:00,792	0:00,125	0:42,576	11	89,9 km/h
10	335	Sager, Moritz	AUT	KSB RACING TEAM	AUT	JK 2117 BK 002	Kosmic / TM / Vega	11	0:00,817	0:00,025	0:42,601	11	89,8 km/h
11	316	Schultheiss, Marcel	DEU	Mach1 Motorsport	DEU	IKC 1106945 KBF 1005514	Mach1 / TM / Vega	12	0:01,011	0:00,194	0:42,795	11	89,4 km/h
12	307	Schröder, Tim	DEU	Mach1 Motorsport	DEU	IKB 1079850 KBF 1005514	Mach1 / TM / Vega	12	0:01,113	0:00,102	0:42,897	10	89,2 km/h
13	310	Fetzer, Dennis	DEU	Parolin Deutschland MSR WST	DEU	IKC 1157082 KBF 1156015	Parolin / TM / Vega	10	0:01,235	0:00,122	0:43,019	7	89,0 km/h
14	327	Jonsson, Lukas	SWE	JP Racing	SWE	2000009017955 105	Exprit / Vortex / Vega	13	0:01,448	0:00,213	0:43,232	12	88,5 km/h
15	304	Beyerlein, Patrick	DEU	BEYMO-Kartracing	DEU	IKC 1041625 KBF 1160795	CRG / TM / Vega	13	0:01,476	0:00,028	0:43,260	10	88,5 km/h
16	330	Walsh, Ian	IRL	Ian Walsh	IRL	1326 1326	Tony Kart / TM / Vega	12	0:01,945	0:00,469	0:43,729	9	87,5 km/h
17	320	Fredriksson, Lukas	SWE	JP Racing	SWE	200108090073 105	Exprit / Vortex / Vega	2	0:02,160	0:00,215	0:43,944	2	87,1 km/h

Rennleitung: Kai Medefind Racedirektor: Thomas Lainer

Sportkommissare: Thomas Ferrero / Ulrich Bell / Robert Kühnel

Techn. Kommissare: H.-J. Dangers / M. Grasshoff / C. Schmidt / D.Pietzko / J.Lawinger / H.Höfler

Zeitnahme: KART-DATA timing service Franz Schieszler / Martin Summerer / Manuela Hintner

## free practice DSKG (KZ2) Group 2

Strecke / track: 1063      started: 17      classified: 17      not classified: 0

Fahrername Driver	Denner Emilien	Wagner Fabio	Neumann Thomas	Metz Tim Mika	Kamali Luka	De Santis Raffaele	Myszkier Pawel	Trefilovs Davids	Hartmann Rick	Sager Moritz	Schultheiss Marcel	Schröder Tim
schnellste Runde in Runde	0:41,784 Rn. 8	0:41,977 Rn. 8	0:41,985 Rn. 11	0:42,052 Rn. 11	0:42,186 Rn. 8	0:42,321 Rn. 12	0:42,325 Rn. 10	0:42,451 Rn. 12	0:42,576 Rn. 11	0:42,601 Rn. 11	0:42,795 Rn. 11	0:42,897 Rn. 10
Speed	91,6 km/h	91,2 km/h	91,1 km/h	91,0 km/h	90,7 km/h	90,4 km/h	90,4 km/h	90,1 km/h	89,9 km/h	89,8 km/h	89,4 km/h	89,2 km/h
Lap 1	0:56,980	0:47,607	0:53,998	0:53,356	0:52,541	0:52,949	0:54,826	0:50,061	0:56,307	0:46,976	0:51,168	0:48,987
Lap 2	0:47,294	0:43,960	0:50,041	0:45,043	0:46,622	0:51,791	0:54,631	0:47,299	0:44,641	0:44,072	0:44,160	0:45,364
Lap 3	0:42,902	3:12,568	0:48,626	0:43,047	0:43,356	0:50,690	0:45,977	0:46,358	0:43,288	0:43,710	0:43,947	0:44,092
Lap 4	0:42,326	0:43,203	0:46,949	0:43,310	0:42,685	0:44,294	1:39,975	0:45,643	0:43,589	0:43,464	0:46,408	0:43,949
Lap 5	0:42,617	0:42,258	0:47,022	0:42,920	0:48,574	0:43,532	0:43,134	0:43,253	0:43,090	0:43,008	0:44,772	0:43,565
Lap 6	0:41,916	0:42,028	0:42,617	0:42,655	0:42,665	0:42,845	0:42,727	0:42,906	0:42,965	0:42,855	0:44,219	0:43,648
Lap 7	0:41,859	0:42,061	0:42,245	0:42,630	0:42,206	0:42,496	0:42,594	0:42,738	0:42,668	0:43,055	0:43,249	0:43,537
Lap 8	0:41,784	0:41,977	0:42,421	0:52,760	0:42,186	0:42,608	0:42,701	0:42,644	0:43,004	0:42,784	0:43,887	0:43,255
Lap 9	0:45,140	0:42,476	0:42,384	0:42,462	0:51,216	0:42,541	0:42,398	0:42,705	1:30,823	0:42,651	0:43,021	0:43,024
Lap 10			0:42,521	0:42,510	0:42,376	0:42,834	0:42,325	1:19,502	0:42,690	0:44,354	0:42,927	0:42,897
Lap 11			0:41,985	0:42,052	0:42,347	0:42,365	0:42,326	0:42,502	0:42,576	0:42,601	0:42,795	0:43,023
Lap 12			0:42,165	0:42,257	0:42,257	0:42,321		0:42,451			0:43,213	0:43,797
Lap 13												

## free practice DSKG (KZ2) Group 2

Strecke / track: 1063 started: 17 classified: 17 not classified: 0

Fahrername Driver	Fetzer Dennis	Jonsson Lukas	Beyerlein Patrick	Walsh Ian	Fredriksson Lukas
schnellste Runde in Runde	0:43,019 Rn. 7 89,0 km/h	0:43,232 Rn. 12 88,5 km/h	0:43,260 Rn. 10 88,5 km/h	0:43,729 Rn. 9 87,5 km/h	0:43,944 Rn. 2 87,1 km/h
Speed					
Lap 1	0:52,646	0:45,561	0:45,266	0:53,228	0:46,728
Lap 2	0:45,865	0:44,371	0:44,851	0:46,810	<u>0:43,944</u>
Lap 3	0:43,712	0:44,662	0:44,502	0:45,174	
Lap 4	0:43,381	0:44,422	0:44,362	0:45,184	
Lap 5	0:44,121	0:43,863	0:43,781	0:44,227	
Lap 6	0:43,549	0:43,666	0:43,666	0:43,731	
Lap 7	0:43,019	0:43,265	0:43,482	0:43,765	
Lap 8	0:43,467	0:43,692	0:43,545	0:43,926	
Lap 9	2:15,305	0:43,648	0:43,352	<u>0:43,729</u>	
Lap 10	0:43,896	0:43,318	<u>0:43,260</u>	0:43,840	
Lap 11		0:43,796	0:43,362	0:43,907	
Lap 12		<u>0:43,232</u>	0:43,628	0:43,820	
Lap 13		0:43,304	0:43,410		

## free practice DSKC (K22) Group 2

Ziel		Sektion 1		Sektion 2		Sektion 3	
Fahrername	Zeit	Fahrername	Zeit	Fahrername	Zeit	Fahrername	Zeit
1 321 Denner,Emilien	0:41,784	321 Denner,Emilien	0:15,497	328 Neumann,Thomas	0:18,786	317 Wagner,Fabio	0:07,431
2 317 Wagner,Fabio	0:41,977	312 Metz,Tim Mika	0:15,615	317 Wagner,Fabio	0:18,838	321 Denner,Emilien	0:07,443
3 328 Neumann,Thomas	0:41,985	309 Kamali,Luka	0:15,620	321 Denner,Emilien	0:18,843	324 De Santis,Raffaele	0:07,489
4 312 Metz,Tim Mika	0:42,052	317 Wagner,Fabio	0:15,633	324 De Santis,Raffaele	0:18,896	309 Kamali,Luka	0:07,491
5 309 Kamali,Luka	0:42,186	328 Neumann,Thomas	0:15,675	312 Metz,Tim Mika	0:18,929	312 Metz,Tim Mika	0:07,508
6 324 De Santis,Raffaele	0:42,321	333 Myszkier,Pawel	0:15,785	333 Myszkier,Pawel	0:18,973	328 Neumann,Thomas	0:07,509
7 333 Myszkier,Pawel	0:42,325	329 Trefilovs, Davids	0:15,803	309 Kamali,Luka	0:18,978	333 Myszkier,Pawel	0:07,517
8 329 Trefilovs, Davids	0:42,451	368 Hartmann,Rick	0:15,827	368 Hartmann,Rick	0:19,050	316 Schultheiss,Marcel	0:07,536
9 368 Hartmann,Rick	0:42,576	335 Sager,Moritz	0:15,844	329 Trefilovs, Davids	0:19,070	329 Trefilovs, Davids	0:07,544
10 335 Sager,Moritz	0:42,601	324 De Santis,Raffaele	0:15,857	335 Sager,Moritz	0:19,124	368 Hartmann,Rick	0:07,546
11 316 Schultheiss,Marcel	0:42,795	316 Schultheiss,Marcel	0:15,971	307 Schröder,Tim	0:19,231	335 Sager,Moritz	0:07,578
12 307 Schröder,Tim	0:42,897	307 Schröder,Tim	0:16,033	316 Schultheiss,Marcel	0:19,278	310 Fetzer,Dennis	0:07,585
13 310 Fetzer,Dennis	0:43,019	327 Jonsson,Lukas	0:16,038	310 Fetzer,Dennis	0:19,368	307 Schröder,Tim	0:07,596
14 327 Jonsson,Lukas	0:43,232	310 Fetzer,Dennis	0:16,066	327 Jonsson,Lukas	0:19,375	330 Walsh,Ian	0:07,656
15 304 Beyerlein,Patrick	0:43,260	304 Beyerlein,Patrick	0:16,068	304 Beyerlein,Patrick	0:19,429	327 Jonsson,Lukas	0:07,664
16 330 Walsh,Ian	0:43,729	330 Walsh,Ian	0:16,108	330 Walsh,Ian	0:19,517	304 Beyerlein,Patrick	0:07,714
17 320 Fredriksson,Lukas	0:43,944	320 Fredriksson,Lukas	0:16,536	320 Fredriksson,Lukas	0:19,632	320 Fredriksson,Lukas	0:07,776





### free practice DSKG (K22) Group 2

#### Die schnellsten Zeiten

Ort	Nr. Fahrername	Zeit	Streckl.	Ø Speed
Ziel	321 Denner, Emilien	0:41,784	1063 m	91,6 km/h
Sektion 1	321 Denner, Emilien	0:15,497	416 m	96,6 km/h
Sektion 2	328 Neumann, Thomas	0:18,786	452 m	86,6 km/h
Sektion 3	317 Wagner, Fabio	0:07,431	195 m	94,5 km/h

	Snr.321 Denner,Emilien FRA CRG Holland		Snr.317 Wagner, Fabio DEU KSM Schumacher Racing Team		Snr.328 Neumann,Thomas DEU Thomas Neumann		Snr.312 Metz,Tim Milka DEU CRG -Performance		Snr.309 Kamali,Luka DEU TB Racing Team	
	theoretisch mögliche Bestzeit	Bestzeit	theoretisch mögliche Bestzeit	Bestzeit	theoretisch mögliche Bestzeit	Bestzeit	theoretisch mögliche Bestzeit	Bestzeit	theoretisch mögliche Bestzeit	Bestzeit
best	0:41,784	0:15,497	0:18,843	0:07,443	0:41,902	0:07,431	0:41,970	0:15,615	0:18,929	0:15,620
Runde 1	0:56,980	0:24,371	0:18,843	0:07,924	0:08,302	0:06,302	0:09,428	0:53,356	0:21,927	0:21,250
Runde 2	0:47,294	0:16,647	0:23,035	0:07,612	0:07,777	0:07,777	0:08,700	0:45,043	0:17,394	0:18,372
Runde 3	0:42,902	0:16,005	0:19,386	0:07,511	0:08,198	0:08,198	0:08,434	0:43,047	0:16,097	0:16,301
Runde 4	0:42,326	0:15,641	0:19,202	0:07,483	0:07,623	0:07,623	0:08,480	0:43,310	0:16,383	0:15,812
Runde 5	0:42,617	0:15,643	0:19,438	0:07,536	0:07,501	0:07,501	0:07,670	0:42,920	0:15,981	0:19,433
Runde 6	0:41,916	0:15,539	0:18,934	0:07,443	0:07,490	0:07,490	0:07,577	0:42,655	0:15,915	0:15,885
Runde 7	0:41,859	0:15,540	0:18,849	0:07,470	0:07,506	0:07,506	0:07,517	0:42,630	0:15,770	0:15,664
Runde 8	0:41,784	0:15,497	0:18,843	0:07,444	0:07,506	0:07,506	0:07,513	0:42,462	0:15,780	0:15,689
Runde 9	0:45,140	0:18,736	0:18,912	0:07,492	0:07,968	0:07,968	0:07,513	0:42,462	0:15,780	0:16,858
Runde 10							0:07,509	0:42,510	0:15,893	0:15,825
Runde 11							0:07,524	0:42,052	0:15,615	0:15,833
Runde 12							0:07,523	0:42,257	0:15,692	0:18,955
Runde 13								0:42,257	0:15,620	0:19,120



### free practice DSKC (K22) Group 2

#### Die schnellsten Zeiten

Ort	Nr. Fahrername	Zeit	Streckl.	Ø Speed
Ziel	321 Denner, Emilien	0:41,784	1063 m	91,6 km/h
Sektion 1	321 Denner, Emilien	0:15,497	416 m	96,6 km/h
Sektion 2	328 Neumann, Thomas	0:18,786	452 m	86,6 km/h
Sektion 3	317 Wagner, Fabio	0:07,431	195 m	94,5 km/h

#### Strm.324 De Santis,Raffaele

##### ITA

##### SRP Racing Team

theoretisch mögliche Bestzeit 0:42,242

best 0:42,321 0:15,857 0:18,896 0:07,489

Runde 1 0:52,949 0:20,170 0:23,720 0:09,059

Runde 2 0:51,791 0:19,334 0:23,622 0:08,835

Runde 3 0:50,690 0:18,642 0:23,365 0:08,683

Runde 4 0:44,294 0:17,064 0:19,623 0:07,607

Runde 5 0:43,582 0:16,379 0:19,600 0:07,553

Runde 6 0:42,845 0:16,042 0:19,212 0:07,591

Runde 7 0:42,496 0:15,968 0:19,039 0:07,489

Runde 8 0:42,608 0:16,049 0:19,016 0:07,543

Runde 9 0:42,541 0:16,037 0:18,896 0:07,608

Runde 10 0:42,834 0:16,038 0:19,191 0:07,605

Runde 11 0:42,365 0:15,951 0:18,913 0:07,501

Runde 12 0:42,321 0:15,857 0:18,934 0:07,530

Runde 13

#### Strm.333 Myszkier,Pawel

##### POL

##### Mach 1 Motorsport

theoretisch mögliche Bestzeit 0:42,275

Ziel Sektion 1 Sektion 2 Sektion 3

0:42,325 0:15,785 0:18,973 0:07,517

0:54,826 0:21,488 0:24,215 0:09,123

0:54,631 0:20,174 0:24,852 0:09,605

0:45,977 0:18,251 0:19,948 0:07,778

1:39,975 1:12,758 0:19,543 0:07,674

0:43,134 0:16,125 0:19,380 0:07,629

0:42,727 0:15,984 0:19,145 0:07,598

0:42,594 0:15,932 0:19,064 0:07,598

0:42,701 0:15,942 0:19,148 0:07,611

0:42,398 0:15,799 0:19,079 0:07,520

0:42,325 0:15,830 0:18,978 0:07,517

0:42,326 0:15,785 0:18,973 0:07,568

0:42,326 0:15,785 0:18,973 0:07,568

#### Strm.329 Tretilovs,David

##### DEU

##### SRP Racing Team

theoretisch mögliche Bestzeit 0:42,417

Ziel Sektion 1 Sektion 2 Sektion 3

0:42,451 0:15,803 0:19,070 0:07,544

0:50,061 0:18,905 0:22,394 0:08,762

0:47,299 0:17,923 0:20,992 0:08,384

0:46,358 0:17,570 0:20,525 0:08,263

0:45,643 0:17,822 0:20,187 0:07,634

0:43,253 0:16,087 0:19,489 0:07,677

0:42,906 0:15,981 0:19,346 0:07,579

0:42,738 0:15,846 0:19,317 0:07,575

0:42,644 0:15,806 0:19,210 0:07,628

0:42,705 0:15,885 0:19,161 0:07,659

1:19,502 0:52,657 0:19,216 0:07,629

0:42,502 0:15,948 0:19,070 0:07,584

0:42,451 0:15,803 0:19,104 0:07,544

#### Strm.368 Hartmann,Rick

##### DEU

##### Team NKS

theoretisch mögliche Bestzeit 0:42,423

Ziel Sektion 1 Sektion 2 Sektion 3

0:42,576 0:15,827 0:19,050 0:07,546

0:56,307 0:22,256 0:25,382 0:08,669

0:44,641 0:17,071 0:19,880 0:07,690

0:43,288 0:16,298 0:19,300 0:07,690

0:43,589 0:16,626 0:19,298 0:07,665

0:43,090 0:16,155 0:19,367 0:07,568

0:42,965 0:16,055 0:19,312 0:07,598

0:42,668 0:15,909 0:19,136 0:07,623

0:43,004 0:15,979 0:19,106 0:07,919

1:30,823 1:03,874 0:19,229 0:07,720

0:42,690 0:15,827 0:19,147 0:07,716

0:42,576 0:15,980 0:19,050 0:07,546

#### Strm.335 Sager,Moritz

##### AUT

##### KSB RACING TEAM

theoretisch mögliche Bestzeit 0:42,546

Ziel Sektion 1 Sektion 2 Sektion 3

0:42,601 0:15,844 0:19,124 0:07,578

0:46,976 0:18,370 0:20,624 0:07,982

0:44,072 0:16,559 0:19,841 0:07,672

0:43,710 0:16,419 0:19,483 0:07,808

0:43,464 0:16,254 0:19,517 0:07,693

0:43,008 0:16,049 0:19,263 0:07,696

0:42,855 0:16,020 0:19,124 0:07,711

0:43,055 0:16,090 0:19,355 0:07,610

0:42,784 0:15,988 0:19,189 0:07,607

0:42,651 0:15,844 0:19,196 0:07,611

0:44,354 0:16,213 0:19,509 0:08,632

0:42,601 0:15,864 0:19,159 0:07,578



### free practice DSKC (K22) Group 2

#### Die schnellsten Zeiten

Ort	Nr. Fahrername	Zeit	Streckl.	Ø Speed
Ziel	321 Denner, Emilien	0:41,784	1063 m	91,6 km/h
Sektion 1	321 Denner, Emilien	0:15,497	416 m	96,6 km/h
Sektion 2	328 Neumann, Thomas	0:18,786	452 m	86,6 km/h
Sektion 3	317 Wagner, Fabio	0:07,431	195 m	94,5 km/h

	Snr.316 Schultheiss,Marcel DEU Mach1 Motorsport		Snr.307 Schröder,Tim DEU Mach1 Motorsport		Snr.310 Feitzer,Dennis DEU Parolin Deutschland MSR WST		Snr.327 Jonsson,Lukas SWE JP Racing		Snr.304 Beyerlein,Patrick DEU BEYMO-Karttracing											
	theoretisch mögliche Bestzeit	Ziel	theoretisch mögliche Bestzeit	Ziel	theoretisch mögliche Bestzeit	Ziel	theoretisch mögliche Bestzeit	Ziel	theoretisch mögliche Bestzeit	Ziel										
best	0:42,795	0:15,971	0:19,278	0:07,536	0:42,897	0:16,033	0:19,231	0:07,596	0:43,019	0:16,066	0:19,368	0:07,585	0:43,232	0:16,088	0:19,375	0:07,664	0:43,260	0:16,068	0:19,429	0:07,714
Runde 1	0:51,168	0:19,751	0:23,286	0:08,131	0:48,987	0:19,548	0:21,455	0:07,984	0:52,646	0:21,761	0:22,389	0:08,496	0:45,561	0:17,507	0:20,108	0:07,946	0:45,266	0:16,926	0:20,428	0:07,912
Runde 2	0:44,160	0:16,544	0:19,914	0:07,702	0:45,364	0:17,523	0:20,034	0:07,807	0:45,865	0:17,585	0:20,433	0:07,847	0:44,371	0:16,649	0:19,867	0:07,855	0:44,851	0:16,409	0:20,208	0:08,234
Runde 3	0:43,947	0:16,398	0:19,821	0:07,728	0:44,092	0:16,515	0:19,742	0:07,835	0:43,712	0:16,377	0:19,578	0:07,757	0:44,662	0:16,334	0:20,438	0:07,890	0:44,502	0:16,508	0:19,935	0:08,059
Runde 4	0:46,408	0:16,722	0:21,122	0:08,564	0:43,949	0:16,347	0:19,897	0:07,705	0:43,381	0:16,090	0:19,564	0:07,727	0:44,422	0:16,642	0:20,052	0:07,728	0:44,362	0:16,648	0:19,945	0:07,769
Runde 5	0:44,772	0:16,754	0:20,405	0:07,613	0:43,565	0:16,290	0:19,607	0:07,668	0:44,121	0:16,866	0:19,575	0:07,680	0:43,863	0:16,464	0:19,668	0:07,731	0:43,781	0:16,222	0:19,761	0:07,798
Runde 6	0:44,219	0:16,021	0:20,339	0:07,859	0:43,648	0:16,473	0:19,421	0:07,754	0:43,549	0:16,165	0:19,699	0:07,685	0:43,666	0:16,287	0:19,694	0:07,685	0:43,666	0:16,184	0:19,645	0:07,837
Runde 7	0:43,249	0:16,160	0:19,493	0:07,596	0:43,537	0:16,205	0:19,648	0:07,684	0:43,019	0:16,066	0:19,368	0:07,585	0:43,265	0:16,078	0:19,523	0:07,664	0:43,482	0:16,141	0:19,565	0:07,776
Runde 8	0:43,887	0:16,035	0:20,021	0:07,831	0:43,255	0:16,237	0:19,330	0:07,688	0:43,467	0:16,075	0:19,368	0:08,024	0:43,692	0:16,292	0:19,650	0:07,750	0:43,545	0:16,169	0:19,604	0:07,772
Runde 9	0:43,021	0:16,067	0:19,404	0:07,550	0:43,024	0:16,099	0:19,329	0:07,596	2:15,305	1:48,009	0:19,539	0:07,757	0:43,648	0:16,313	0:19,663	0:07,672	0:43,352	0:16,068	0:19,556	0:07,728
Runde 10	0:42,927	0:15,989	0:19,345	0:07,593	0:42,897	0:16,033	0:19,231	0:07,633	0:43,896	0:16,071	0:20,183	0:07,642	0:43,318	0:16,110	0:19,511	0:07,697	0:43,260	0:16,107	0:19,439	0:07,714
Runde 11	0:42,795	0:15,971	0:19,288	0:07,536	0:43,023	0:16,088	0:19,318	0:07,617	0:43,796	0:16,280	0:19,839	0:07,677	0:43,796	0:16,280	0:19,839	0:07,677	0:43,362	0:16,154	0:19,429	0:07,779
Runde 12	0:43,213	0:15,989	0:19,278	0:07,946	0:43,797	0:16,148	0:19,302	0:08,347	0:43,232	0:16,088	0:19,523	0:07,671	0:43,232	0:16,088	0:19,523	0:07,671	0:43,628	0:16,159	0:19,655	0:07,814
Runde 13									0:43,304	0:16,182	0:19,375	0:07,747	0:43,304	0:16,182	0:19,375	0:07,747	0:43,410	0:16,123	0:19,516	0:07,771

free practice DSKC (KZ2) Group 2

Die schnellsten Zeiten

Ort	Nr. Fahrername	Zeit	Streckenl.	Ø Speed
Ziel	321 Denner, Emilien	0:41,784	1063 m	91,6 km/h
Sektion 1	321 Denner, Emilien	0:15,497	416 m	96,6 km/h
Sektion 2	328 Neumann, Thomas	0:18,786	452 m	86,6 km/h
Sektion 3	317 Wagner, Fabio	0:07,431	195 m	94,5 km/h

Smr.330 Walsh, Ian

IRL

Ian Walsh

theoretisch mögliche Bestzeit 0:43,281

Ziel Sektion 1 Sektion 2 Sektion 3

0:43,729 0:16,108 0:19,517 0:07,656

Runde 1 0:53,228 0:22,295 0:22,214 0:08,719

Runde 2 0:46,810 0:18,001 0:20,842 0:07,967

Runde 3 0:45,174 0:16,818 0:20,269 0:08,087

Runde 4 0:45,184 0:17,210 0:20,028 0:07,946

Runde 5 0:44,227 0:16,500 0:19,801 0:07,926

Runde 6 0:43,731 0:16,267 0:19,708 0:07,756

Runde 7 0:43,765 0:16,298 0:19,670 0:07,797

Runde 8 0:43,926 0:16,108 0:19,878 0:07,940

Runde 9 0:43,729 0:16,198 0:19,816 0:07,715

Runde 10 0:43,840 0:16,443 0:19,741 0:07,656

Runde 11 0:43,907 0:16,643 0:19,517 0:07,747

Runde 12 0:43,870 0:16,283 0:19,749 0:07,788

Runde 13

Smr.320 Fredriksson, Lukas

SWE

JP Racing

theoretisch mögliche Bestzeit 0:43,944

Ziel Sektion 1 Sektion 2 Sektion 3

0:43,944 0:16,536 0:19,632 0:07,776

0:46,728 0:18,324 0:20,564 0:07,840

0:43,944 0:16,536 0:19,632 0:07,776

	Ziel	Sektion 1	Sektion 2	Sektion 3	Ziel	Sektion 1	Sektion 2	Sektion 3	Ziel	Sektion 1	Sektion 2	Sektion 3
best												
Runde 1												
Runde 2												
Runde 3												
Runde 4												
Runde 5												
Runde 6												
Runde 7												
Runde 8												
Runde 9												
Runde 10												
Runde 11												
Runde 12												
Runde 13												

Strecke / track: 1063m

started: 17 classified: 17 not classified: 0

Doc. 3

Pos	Str. Nr.	Fahrer Driver	Nation	Bewerber/Sponsor	Nation	Lizenz/B-Lizenz	Chassis/Motor/Reifen	Runden Laps	Gesamtzeit Differenz	Abstand Gap	beste Runde best Lap	in R. in L.	o Geschw. o Speed
1	323	Mähler, Tobias	DEU	Kartshop Ampfing	DEU	IKC 1155185 KBF 1108764	DR / TM / Vega	13			0:41,862	10	91,4 km/h
2	334	Lehner, Franz	AUT	BIREL ART RACING KSW	AUT	JK 2150 BK 102	BirelART / TM / Vega	13	0:00,008	0:00,008	0:41,870	10	91,4 km/h
3	314	Ugran, Filip Ioan	ROU	R&R RACING TEAM	AUT	13i BK 031	BirelArt / TM / Vega	12	0:00,110	0:00,102	0:41,972	11	91,2 km/h
4	305	Langenbacher, Marvin	DEU	RS-Motorsport	DEU	IKC 1152544 KBF 1104126	CRG / TM / Vega	10	0:00,164	0:00,054	0:42,026	9	91,1 km/h
5	357	Ott, Stefan	DEU	Kartshop Ampfing	DEU	IKC111949 KBF 1108764	DR / TM / Vega	9	0:00,199	0:00,035	0:42,061	8	91,0 km/h
6	331	Kindervater, Robert	DEU	BIREL ART RACING KSW	AUT	IKC 1133505 BK 102	BirelART / TM / Vega	12	0:00,319	0:00,120	0:42,181	12	90,7 km/h
7	319	Colakovic, Nermin	DEU	Solgat Motorsport	DEU	IKB 1165480 KBF 1079882	BirelArt / TM / Vega	12	0:00,324	0:00,005	0:42,186	11	90,7 km/h
8	352	Funda, Marcus	AUT	ZANCHI MOTORSPORT	ITA	JK 2051 398793	ITALCORSE / TM / Vega	13	0:00,358	0:00,034	0:42,220	11	90,6 km/h
9	359	Kreutz, Patrick	DEU	RS-Motorsport	DEU	IKB 1101586 KBF 1104126	CRG / TM / Vega	11	0:00,360	0:00,002	0:42,222	7	90,6 km/h
10	318	Dresen, Andreas	DEU	Valier Motorsport	DEU	IKC 1116375 KBF 1063735	SODI / TM / Vega	12	0:00,428	0:00,068	0:42,290	11	90,5 km/h
11	326	Baranowski, Kevin	DEU	Solgat Motorsport	DEU	IKC 1117569 KBF 1079882	BirelART / TM / Vega	10	0:00,436	0:00,008	0:42,298	6	90,5 km/h
12	306	Curto, Alessio	DEU	Valier Motorsport	DEU	IKC 1125805 KBF 1063735	SODI / TM / Vega	12	0:00,443	0:00,007	0:42,305	11	90,5 km/h
13	369	Drewing, Pascal	DEU	Van Woerden Racing	DEU	IKC 1147574 KBF 1188185	Praga / TM / Vega	13	0:00,479	0:00,036	0:42,341	12	90,4 km/h
14	358	Über, Sebastian	DEU	Sebastian Über	DEU	IKB 1117990 IKB 1117990	Gillard / Modena / Vega	13	0:00,651	0:00,172	0:42,513	9	90,0 km/h
15	302	Potman, Mark	NLD	CRG Holland	NLD	30972 15521	CRG / TM / Vega	12	0:00,733	0:00,082	0:42,595	11	89,8 km/h
16	332	Tabakovic, Ronny	DEU	CKR Srl	ITA	IKC 1148046 300098	CKR / TM / Vega	11	0:00,776	0:00,043	0:42,638	7	89,8 km/h
17	301	Himmels, Yannik	DEU	Valier Motorsport	DEU	IKC 1147857 KBF 1063735	SODI / TM / Vega	12	0:00,792	0:00,016	0:42,654	10	89,7 km/h

Rennleitung: Kai Medefind Racedirektor: Thomas Lainer

Sportkommissare: Thomas Ferrero / Ulrich Bell / Robert Kühnel

Techn. Kommissare: H.-J. Dangers / M. Grasshoff / C. Schmidt / D.Pietzko / J.Lawinger / H.Höfler

Zeitnahme: KART-DATA timing service Franz Schieszler / Martin Summerer / Manuela Hintner

## free practice DSKC (KZ2) Group 1

Strecke / track: 1063      started: 17      classified: 17      not classified: 0

Fahrername Driver	Mähler Tobias	Lehner Franz	Ugran Filip Ioan	Langenbacher Marvin	Ott Stefan	Kindervater Robert	Colakovic Nermin	Funda Marcus	Kreutz Patrick	Dresen Andreas	Baranowski Kevin	Curto Alessio
schnellste Runde in Runde	0:41,862 Rn. 10	0:41,870 Rn. 10	0:41,972 Rn. 11	0:42,026 Rn. 9	0:42,061 Rn. 8	0:42,181 Rn. 12	0:42,186 Rn. 11	0:42,220 Rn. 11	0:42,222 Rn. 7	0:42,290 Rn. 11	0:42,298 Rn. 6	0:42,305 Rn. 11
Speed	91,4 km/h	91,4 km/h	91,2 km/h	91,1 km/h	91,0 km/h	90,7 km/h	90,7 km/h	90,6 km/h	90,6 km/h	90,5 km/h	90,5 km/h	90,5 km/h
Lap 1	0:48,396	0:49,674	0:45,134	0:48,714	0:49,351	0:54,887	0:51,105	0:53,308	0:49,245	0:52,859	0:50,575	0:52,395
Lap 2	0:43,297	0:43,062	0:43,911	0:43,132	0:43,705	0:43,716	0:44,008	0:48,989	0:43,587	0:46,929	0:44,180	0:48,745
Lap 3	0:43,396	0:42,788	0:43,258	0:43,117	0:42,768	0:43,106	0:43,532	0:49,807	0:42,757	0:45,273	0:43,446	0:47,517
Lap 4	0:42,339	0:42,359	0:42,910	0:42,826	0:42,461	0:42,453	0:42,935	0:46,562	0:42,358	0:43,359	0:42,899	0:44,516
Lap 5	0:42,121	0:42,104	0:42,680	0:42,143	0:42,341	0:42,369	0:42,563	0:44,434	0:42,381	0:43,097	0:42,490	0:43,829
Lap 6	0:41,940	0:42,065	0:42,942	0:44,901	0:42,844	0:42,226	0:42,771	0:42,422	0:42,354	0:42,757	0:42,298	0:43,300
Lap 7	0:42,026	0:42,089	1:36,931	2:54,034	0:44,580	0:42,351	0:42,332	0:42,511	0:42,222	0:45,908	0:43,773	0:42,800
Lap 8	0:42,106	0:42,105	0:42,242	0:43,238	0:42,061	0:42,353	0:42,259	0:42,358	0:42,721	0:42,564	1:20,881	0:42,331
Lap 9	0:42,069	0:41,956	0:42,248	0:42,026	0:43,584	0:42,240	0:44,271	0:42,443	1:41,290	0:42,593	0:42,317	0:42,440
Lap 10	0:41,862	0:41,870	0:42,296	0:42,104		0:48,531	0:42,271	0:42,633	0:42,793	0:42,507	0:45,300	0:42,387
Lap 11	0:41,991	0:41,936	0:41,972			0:42,495	0:42,186	0:42,220	0:43,957	0:42,290	0:42,300	0:42,305
Lap 12	0:42,159	0:43,696	0:42,177			0:42,181	0:53,567	0:42,310		0:43,806		0:42,335
Lap 13	0:41,982	0:42,020						0:42,528				

## free practice DSKC (KZ2) Group 1

Strecke / track: 1063 started: 17 classified: 17 not classified: 0

Fahrername Driver	Drewing Pascal	Uber Sebastian	Potman Mark	Tabakovic Ronny	Himmels Yannik
schnellste Runde in Runde	0:42,341 Rn. 12	0:42,513 Rn. 9	0:42,595 Rn. 11	0:42,638 Rn. 7	0:42,654 Rn. 10
Speed	90,4 km/h	90,0 km/h	89,8 km/h	89,8 km/h	89,7 km/h
Lap 1	0:49,517	0:50,369	0:50,410	0:51,549	0:53,706
Lap 2	0:51,249	0:44,612	0:44,281	0:46,064	0:48,652
Lap 3	0:43,835	0:44,170	0:43,884	0:46,935	0:46,563
Lap 4	0:43,345	0:43,282	0:43,399	0:43,833	0:44,599
Lap 5	0:43,148	0:42,722	0:43,216	0:43,243	0:43,432
Lap 6	0:42,747	0:42,916	0:43,109	0:43,192	0:44,194
Lap 7	0:42,768	0:42,794	0:43,227	0:42,638	0:43,315
Lap 8	0:42,516	0:43,734	1:28,034	0:42,784	0:43,129
Lap 9	0:42,585	0:42,513	0:42,879	0:43,775	0:42,859
Lap 10	0:42,455	0:42,571	0:42,750	1:33,309	0:42,654
Lap 11	0:42,591	0:44,310	0:42,595	0:44,851	0:42,885
Lap 12	0:42,341	0:42,677	0:42,770		0:42,785
Lap 13	0:42,361	0:43,262			

## free practice DSKC (K22) Group 1

Ziel		Sektion 1		Sektion 2		Sektion 3	
Fahrername	Zeit	Fahrername	Zeit	Fahrername	Zeit	Fahrername	Zeit
1 323 Mähler,Tobias	0:41,862	334 Lehner,Franz	0:15,561	314 Ugran,Filip Ioan	0:18,755	334 Lehner,Franz	0:07,402
2 334 Lehner,Franz	0:41,870	323 Mähler,Tobias	0:15,601	323 Mähler,Tobias	0:18,761	314 Ugran,Filip Ioan	0:07,452
3 314 Ugran,Filip Ioan	0:41,972	326 Baranowski,Kevin	0:15,611	319 Colakovic,Nermin	0:18,801	359 Kreutz,Patrick	0:07,482
4 305 Langenbacher,Marvin	0:42,026	305 Langenbacher,Marvin	0:15,661	357 Ott,Stefan	0:18,811	305 Langenbacher,Marvin	0:07,488
5 357 Ott,Stefan	0:42,061	352 Funda,Marcus	0:15,661	334 Lehner,Franz	0:18,817	323 Mähler,Tobias	0:07,491
6 331 Kindervater,Robert	0:42,181	331 Kindervater,Robert	0:15,677	331 Kindervater,Robert	0:18,836	352 Funda,Marcus	0:07,504
7 319 Colakovic,Nermin	0:42,186	314 Ugran,Filip Ioan	0:15,685	352 Funda,Marcus	0:18,862	357 Ott,Stefan	0:07,509
8 352 Funda,Marcus	0:42,220	319 Colakovic,Nermin	0:15,703	305 Langenbacher,Marvin	0:18,873	318 Dresen,Andreas	0:07,509
9 359 Kreutz,Patrick	0:42,222	359 Kreutz,Patrick	0:15,710	326 Baranowski,Kevin	0:18,891	358 Uher,Sebastian	0:07,518
10 318 Dresen,Andreas	0:42,290	357 Ott,Stefan	0:15,723	306 Curto,Alessio	0:18,943	319 Colakovic,Nermin	0:07,543
11 326 Baranowski,Kevin	0:42,298	318 Dresen,Andreas	0:15,734	359 Kreutz,Patrick	0:18,956	326 Baranowski,Kevin	0:07,543
12 306 Curto,Alessio	0:42,305	369 Drewing,Pascal	0:15,734	369 Drewing,Pascal	0:18,967	369 Drewing,Pascal	0:07,545
13 369 Drewing,Pascal	0:42,341	306 Curto,Alessio	0:15,746	302 Potman,Mark	0:19,044	332 Tabakovic,Ronny	0:07,559
14 358 Uher,Sebastian	0:42,513	358 Uher,Sebastian	0:15,848	318 Dresen,Andreas	0:19,047	306 Curto,Alessio	0:07,560
15 302 Potman,Mark	0:42,595	332 Tabakovic,Ronny	0:15,876	301 Himmels,Yannik	0:19,069	331 Kindervater,Robert	0:07,572
16 332 Tabakovic,Ronny	0:42,638	301 Himmels,Yannik	0:15,913	358 Uher,Sebastian	0:19,073	301 Himmels,Yannik	0:07,580
17 301 Himmels,Yannik	0:42,654	302 Potman,Mark	0:15,918	332 Tabakovic,Ronny	0:19,159	302 Potman,Mark	0:07,598





**free practice DSKG (K22) Group 1**

Die schnellsten Zeiten

Ort	Nr. Fahrername	Zeit	Streckenk.	Ø Speed
Ziel	323 Mähler,Tobias	0:41,862	1063 m	91,4 km/h
Sektion 1	334 Lehner,Franz	0:15,561	416 m	96,2 km/h
Sektion 2	314 Ugran,Filip Ioan	0:18,755	452 m	86,8 km/h
Sektion 3	334 Lehner,Franz	0:07,402	195 m	94,8 km/h

	Smr.323 Mähler,Tobias DEU Kartshop Ampfing			Smr.334 Lehner,Franz AUT BIREL ART RACING KSW			Smr.314 Ugran,Filip Ioan ROU R&R RACING TEAM			Smr.305 Langenbacher,Marvin DEU RS-Motorsport			Smr.357 Ott,Stefan DEU Kartshop Ampfing						
	theoretisch mögliche Bestzeit	Sektion 2	Sektion 3	theoretisch mögliche Bestzeit	Sektion 1	Sektion 2	Sektion 3	theoretisch mögliche Bestzeit	Sektion 1	Sektion 2	Sektion 3	theoretisch mögliche Bestzeit	Sektion 1	Sektion 2	Sektion 3				
best	0:41,862	0:15,601	0:18,761	0:41,870	0:15,561	0:18,817	0:07,402	0:41,972	0:15,685	0:18,755	0:07,452	0:42,026	0:15,661	0:18,873	0:07,488	0:42,061	0:15,723	0:18,811	0:07,509
Runde 1	0:48,396	0:19,559	0:20,831	0:49,674	0:19,363	0:22,344	0:07,967	0:45,134	0:17,307	0:19,946	0:07,881	0:48,714	0:19,557	0:21,164	0:07,993	0:49,351	0:19,547	0:21,428	0:08,376
Runde 2	0:43,297	0:16,115	0:19,474	0:43,062	0:15,991	0:19,385	0:07,686	0:43,911	0:16,380	0:19,744	0:07,787	0:43,132	0:16,078	0:19,379	0:07,675	0:43,705	0:16,522	0:19,440	0:07,743
Runde 3	0:43,396	0:16,115	0:19,616	0:42,788	0:16,179	0:19,084	0:07,525	0:43,258	0:16,177	0:19,329	0:07,752	0:43,117	0:16,133	0:19,347	0:07,637	0:42,768	0:15,994	0:19,162	0:07,612
Runde 4	0:42,339	0:15,689	0:19,050	0:42,359	0:15,766	0:19,070	0:07,523	0:42,910	0:16,101	0:19,091	0:07,718	0:42,826	0:16,161	0:19,106	0:07,559	0:42,461	0:15,885	0:19,013	0:07,563
Runde 5	0:42,121	0:15,679	0:18,927	0:42,104	0:15,770	0:18,878	0:07,456	0:42,680	0:15,957	0:19,047	0:07,676	0:42,143	0:15,733	0:18,894	0:07,516	0:42,341	0:15,850	0:18,934	0:07,557
Runde 6	0:41,940	0:15,604	0:18,798	0:42,065	0:15,637	0:18,955	0:07,473	0:42,942	0:16,001	0:19,139	0:07,802	0:44,901	0:16,682	0:20,249	0:07,970	0:42,844	0:15,732	0:18,847	0:08,265
Runde 7	0:42,026	0:15,656	0:18,858	0:42,089	0:15,664	0:18,870	0:07,555	1:36,931	1:09,566	0:19,673	0:07,692	2:54,034	2:27,180	0:19,335	0:07,519	0:44,580	0:17,935	0:19,126	0:07,519
Runde 8	0:42,106	0:15,649	0:18,927	0:42,105	0:15,653	0:18,884	0:07,568	0:42,242	0:15,908	0:18,877	0:07,457	0:43,238	0:15,827	0:19,879	0:07,532	0:42,061	0:15,741	0:18,811	0:07,509
Runde 9	0:42,069	0:15,734	0:18,832	0:41,956	0:15,670	0:18,884	0:07,402	0:42,248	0:15,745	0:19,023	0:07,480	0:42,026	0:15,665	0:18,873	0:07,488	0:43,584	0:15,723	0:19,229	0:08,632
Runde 10	0:41,862	0:15,610	0:18,761	0:41,870	0:15,561	0:18,817	0:07,492	0:42,296	0:15,719	0:19,031	0:07,546	0:42,104	0:15,661	0:18,942	0:07,501				
Runde 11	0:41,991	0:15,601	0:18,831	0:41,936	0:15,564	0:18,902	0:07,470	0:41,972	0:15,765	0:18,755	0:07,452								
Runde 12	0:42,159	0:15,664	0:18,914	0:43,696	0:17,135	0:19,022	0:07,539	0:42,177	0:15,685	0:18,985	0:07,507								
Runde 13	0:41,982	0:15,674	0:18,794	0:42,020	0:15,679	0:18,906	0:07,435												



#### free practice DSKG (K22) Group 1

##### Die schnellsten Zeiten

Ort	Nr. Fahrername	Zeit	Streckl.	Ø Speed
Ziel	323 Wöhler, Tobias	0:41,862	1063 m	91,4 km/h
Sektion 1	334 Lehner, Franz	0:15,561	416 m	96,2 km/h
Sektion 2	314 Ugran, Filip Ioan	0:18,755	452 m	86,8 km/h
Sektion 3	334 Lehner, Franz	0:07,402	195 m	94,8 km/h

Runde	Snr.331 Kindervater, Robert DEU BIREL ART RACING KSW			Snr.319 Colakovic, Nermin DEU Solgat Motorsport			Snr.352 Funda, Marcus AUT ZANCHI MOTORSPORT			Snr.359 Kreuz, Patrick DEU RS-Motorsport			Snr.318 Dresen, Andreas DEU Valter Motorsport		
	theoretisch mögliche Bestzeit	Ziel	best	theoretisch mögliche Bestzeit	Ziel	best	theoretisch mögliche Bestzeit	Ziel	best	theoretisch mögliche Bestzeit	Ziel	best	theoretisch mögliche Bestzeit	Ziel	best
Runde 1	0:42,181	0:15,677	0:18,836	0:42,186	0:15,703	0:18,801	0:42,220	0:15,661	0:18,862	0:42,222	0:15,710	0:18,956	0:42,290	0:15,734	0:19,047
Runde 2	0:43,716	0:16,707	0:19,264	0:44,008	0:16,527	0:19,676	0:48,989	0:18,715	0:21,240	0:43,587	0:16,489	0:19,460	0:46,929	0:18,025	0:20,952
Runde 3	0:43,106	0:16,182	0:19,221	0:43,532	0:16,423	0:19,456	0:49,807	0:18,578	0:22,329	0:42,757	0:16,021	0:19,146	0:45,273	0:17,124	0:20,254
Runde 4	0:42,453	0:15,748	0:19,103	0:42,935	0:15,849	0:19,302	0:46,562	0:17,669	0:20,474	0:42,358	0:15,824	0:19,013	0:43,359	0:16,209	0:19,532
Runde 5	0:42,369	0:15,718	0:19,019	0:42,563	0:15,904	0:19,071	0:44,434	0:16,876	0:19,759	0:42,381	0:15,751	0:19,080	0:43,097	0:16,068	0:19,471
Runde 6	0:42,226	0:15,702	0:18,916	0:42,771	0:15,887	0:19,310	0:42,422	0:15,830	0:19,060	0:42,354	0:15,860	0:18,956	0:42,757	0:15,907	0:19,283
Runde 7	0:42,351	0:15,806	0:18,884	0:42,332	0:15,829	0:18,952	0:42,511	0:15,661	0:19,204	0:42,222	0:15,721	0:19,019	0:45,908	0:17,672	0:20,689
Runde 8	0:42,353	0:15,681	0:19,100	0:42,259	0:15,711	0:19,005	0:42,358	0:15,792	0:19,041	0:42,721	0:15,710	0:19,011	0:42,564	0:15,924	0:19,051
Runde 9	0:42,240	0:15,677	0:18,935	0:44,271	0:15,796	0:20,832	0:42,443	0:15,725	0:19,139	1-41,290	1-14,479	0:19,243	0:42,593	0:15,802	0:19,250
Runde 10	0:48,531	0:15,801	0:23,718	0:42,271	0:15,797	0:18,924	0:42,633	0:15,682	0:19,279	0:42,793	0:15,723	0:19,011	0:42,507	0:15,777	0:19,220
Runde 11	0:42,495	0:15,773	0:18,893	0:42,186	0:15,703	0:18,801	0:42,220	0:15,677	0:19,039	0:43,957	0:15,793	0:19,539	0:42,290	0:15,734	0:19,047
Runde 12	0:42,181	0:15,747	0:18,836	0:53,567	0:15,938	0:19,764	0:42,310	0:15,845	0:18,862	0:42,528	0:15,838	0:19,095	0:43,806	0:15,781	0:19,243
Runde 13							0:42,528	0:15,838	0:19,095	0:42,528	0:15,838	0:19,095			

### free practice DSKG (K22) Group 1

#### Die schnellsten Zeiten

Ort	Nr. Fahrername	Zeit	Streckl.	Ø Speed
Ziel	323 Mithler, Tobias	0:41,862	1063 m	91,4 km/h
Sektion 1	334 Lehner, Franz	0:15,561	416 m	96,2 km/h
Sektion 2	314 Ugran, Filip Ioan	0:18,755	452 m	86,8 km/h
Sektion 3	334 Lehner, Franz	0:07,402	195 m	94,8 km/h

	Smr.326 Baranowski, Kevin DEU Solgat Motorsport			Smr.306 Curto, Alessio DEU Valier Motorsport			Smr.369 Drawing, Pascal DEU Van Woerden Racing			Smr.358 Uber, Sebastian DEU Sebastian Uber			Smr.302 Poimann, Mark NLD CRG Holland							
	theoretisch mögliche Bestzeit	Sektion 1	Sektion 2	Sektion 3	theoretisch mögliche Bestzeit	Sektion 1	Sektion 2	Sektion 3	theoretisch mögliche Bestzeit	Sektion 1	Sektion 2	Sektion 3	theoretisch mögliche Bestzeit	Sektion 1	Sektion 2	Sektion 3				
best	0:42,298	0:15,611	0:18,891	0:07,543	0:42,305	0:15,746	0:18,943	0:07,560	0:42,341	0:15,734	0:18,967	0:07,545	0:42,513	0:15,848	0:19,073	0:07,518	0:42,595	0:15,918	0:19,044	0:07,598
Runde 1	0:50,575	0:20,527	0:21,920	0:08,128	0:52,395	0:20,268	0:22,986	0:09,141	0:49,517	0:17,827	0:21,422	0:10,268	0:50,369	0:19,578	0:21,803	0:08,988	0:50,410	0:19,832	0:22,448	0:08,130
Runde 2	0:44,180	0:16,489	0:19,887	0:07,804	0:48,745	0:18,792	0:21,288	0:08,665	0:51,249	0:22,074	0:21,349	0:07,826	0:44,612	0:16,761	0:20,048	0:07,803	0:44,281	0:16,593	0:19,857	0:07,831
Runde 3	0:43,446	0:16,108	0:19,667	0:07,671	0:47,517	0:18,270	0:21,059	0:08,188	0:43,835	0:16,334	0:19,583	0:07,918	0:44,170	0:16,714	0:19,750	0:07,706	0:43,884	0:16,394	0:19,737	0:07,753
Runde 4	0:42,899	0:15,975	0:19,307	0:07,617	0:44,516	0:16,688	0:19,866	0:07,962	0:43,345	0:16,348	0:19,277	0:07,720	0:43,282	0:16,196	0:19,428	0:07,658	0:43,399	0:16,130	0:19,565	0:07,704
Runde 5	0:42,490	0:15,867	0:19,000	0:07,623	0:43,829	0:16,616	0:19,481	0:07,732	0:43,148	0:16,191	0:19,297	0:07,660	0:42,722	0:15,871	0:19,252	0:07,599	0:43,216	0:16,093	0:19,397	0:07,726
Runde 6	0:42,298	0:15,753	0:19,002	0:07,543	0:43,300	0:16,364	0:19,214	0:07,722	0:42,747	0:15,956	0:19,246	0:07,545	0:42,916	0:15,911	0:19,346	0:07,659	0:43,109	0:16,165	0:19,295	0:07,649
Runde 7	0:43,773	0:16,035	0:19,884	0:07,854	0:42,800	0:16,001	0:19,168	0:07,631	0:42,768	0:15,907	0:19,215	0:07,646	0:42,794	0:15,957	0:19,236	0:07,601	0:43,227	0:16,045	0:19,401	0:07,781
Runde 8	1:20,881	0:54,140	0:19,177	0:07,564	0:42,331	0:15,746	0:19,025	0:07,560	0:42,516	0:15,762	0:19,184	0:07,570	0:43,734	0:15,921	0:20,247	0:07,566	1:28,034	0:59,076	0:21,246	0:07,712
Runde 9	0:42,317	0:15,854	0:18,891	0:07,572	0:42,440	0:15,862	0:18,981	0:07,597	0:42,585	0:15,817	0:19,221	0:07,547	0:42,513	0:15,848	0:19,147	0:07,518	0:42,879	0:16,110	0:19,168	0:07,601
Runde 10	0:45,300	0:15,611	0:19,397	0:10,292	0:42,387	0:15,771	0:19,010	0:07,606	0:42,455	0:15,860	0:19,038	0:07,557	0:42,571	0:15,853	0:19,073	0:07,645	0:42,750	0:15,930	0:19,222	0:07,598
Runde 11					0:42,305	0:15,773	0:18,943	0:07,589	0:42,591	0:15,764	0:19,226	0:07,601	0:44,310	0:16,923	0:19,795	0:07,592	0:42,595	0:15,941	0:19,044	0:07,610
Runde 12					0:42,335	0:15,759	0:18,991	0:07,585	0:42,341	0:15,828	0:18,967	0:07,546	0:42,677	0:15,873	0:19,248	0:07,556	0:42,770	0:15,918	0:19,214	0:07,638
Runde 13									0:42,361	0:15,734	0:19,032	0:07,595	0:43,262	0:15,885	0:19,147	0:08,230				

free practice DSKG (K22) Group 1

Die schnellsten Zeiten

Ort	Nr. Fahrername	Zeit	Streckenl.	Ø Speed
Ziel	323 Mähler,Tobias	0:41,862	1063 m	91,4 km/h
Sektion 1	334 Lehner,Franz	0:15,561	416 m	96,2 km/h
Sektion 2	314 Ugran,Filip Ioan	0:18,755	452 m	86,8 km/h
Sektion 3	334 Lehner,Franz	0:07,402	195 m	94,8 km/h

Stnr.332 Tabakovic,Romy

DEU  
CKR Srl

theoretisch mögliche Bestzeit 0:42,594

Ziel Sektion 1 Sektion 2 Sektion 3

best	0:42,638	0:15,876	0:19,159	0:07,559
Runde 1	0:51,549	0:20,530	0:22,368	0:08,651
Runde 2	0:46,064	0:17,372	0:20,603	0:08,089
Runde 3	0:46,935	0:16,769	0:22,194	0:07,972
Runde 4	0:43,833	0:16,555	0:19,550	0:07,728
Runde 5	0:43,243	0:16,215	0:19,299	0:07,729
Runde 6	0:43,192	0:16,101	0:19,436	0:07,655
Runde 7	0:42,638	0:15,920	0:19,159	0:07,559
Runde 8	0:42,784	0:15,876	0:19,198	0:07,710
Runde 9	0:43,775	0:16,082	0:19,287	0:08,406
Runde 10	1:33,309	1:05,870	0:19,621	0:07,818
Runde 11	0:44,851	0:16,348	0:20,501	0:08,002
Runde 12				
Runde 13				

Stnr.301 Himmels,Yannik

DEU  
Valter Motorsport

theoretisch mögliche Bestzeit 0:42,562

Ziel Sektion 1 Sektion 2 Sektion 3

best	0:42,654	0:15,913	0:19,069	0:07,580
Runde 1	0:53,706	0:20,571	0:23,173	0:09,962
Runde 2	0:48,652	0:18,550	0:21,433	0:08,669
Runde 3	0:46,563	0:17,598	0:20,440	0:08,525
Runde 4	0:44,599	0:17,186	0:19,656	0:07,757
Runde 5	0:43,432	0:16,263	0:19,402	0:07,767
Runde 6	0:44,194	0:16,265	0:20,226	0:07,703
Runde 7	0:43,315	0:16,065	0:19,561	0:07,689
Runde 8	0:43,129	0:16,144	0:19,335	0:07,650
Runde 9	0:42,859	0:16,058	0:19,190	0:07,611
Runde 10	0:42,654	0:15,913	0:19,161	0:07,580
Runde 11	0:42,885	0:16,140	0:19,099	0:07,646
Runde 12	0:42,785	0:16,105	0:19,069	0:07,611
Runde 13				