

DKM
DEUTSCHE KART MEISTERSCHAFT

DMSB



Ergebnisse Results DSKM

INT. ADAC-KARTRENNEN

KERPEN

27. - 29. Juli 2018

- Deutsche Kart-Meisterschaft (DKM)
- Deutsche Junioren-Kart-Meisterschaft (DJKM)
- Deutsche Schaltkart-Meisterschaft (DSKM)
- DMSB-Schaltkart-Cup (DSKC)
- Deutsche Elektro-Kart-Meisterschaft (DEKM)

vorläufig - ohne Gewähr

Pos	StNr.	Fahrer	Nation	Bewerber/Sponsor	Nation	Chassis/Motor/Reifen	Siege	Gesamtpunkte	Lonato (ITA)				Wackersdorf				Ampfing				Kerpen			
									TQ	Heats	Race 1	Race 2	TQ	Heats	Race 1	Race 2	TQ	Heats	Race 1	Race 2	TQ	Heats	Race 1	Race 2
1	204	Federer, Fabian	ITA	SRP Racing Team	DEU	CRG / TM / Vega	2	205	5	15	25		3	7	16	11	5	15	25	20	3	15	20	20
2	203	Pex, Stan	NLD	CRG Holland	NLD	CRG / TM / Vega	3	172			4	20		12	25	13		7	13	16		12	25	25
3	201	Pex, Jorrit	NLD	CRG Holland	NLD	CRG / TM / Vega	1	160	10	20	16		5	15	13	9	3	12	20	25		1	11	
4	221	Stell, Daniel	DEU	DS Kartsport	DEU	MACH1 / TM / Vega	1	111	3	8	9	25	4	3	1		9	7	11		5	10	8	8
5	242	Kremers, Marijn	ITA	BIREL ART RACING S.R.L.	ITA	BIREL ART / TM / Vega		103	2	11	4		6	11	10		8	16	13		1	9	7	5
6	232	Matisic, André	DEU	Solgat Motorsport	DEU	BirelART / TM / Vega		88	1				5	9	16		6	8	10		7	13	13	
7	223	Schmitz, Alexander	DEU	Renda Motorsport S.A.S.	ITA	Tony Kart / Vortex / Vega		84	12	16	10		8	10	4						8	5	11	
8	240	Skåras, Emil	SWE	ENERGY CORSE SRL	ITA	ENERGY / TM / Vega		69	9	13	13		7	5			5	9	8					
9	231	Paul, Maximilian	DEU	DR S.R.L.	ITA	DR / Modena / Vega		61		2	11				3		4	11	9		2	9	10	
10	217	Tornqvist-Persson, Benjamin	SWE	CRG Holland	NLD	CRG / TM / Vega	1	60					10	4	25		1	10	7					3
11	212	Specken, Guust	NLD	Guust Specken	NLD	BirelART / Vortex / Vega		60			8			6	2			6			6	16	16	
12	222	Dreezen, Rick	BEL	BIREL ART RACING KSW	AUT	BirelART / TM / Vega		53					9	20	8	1	10		5					
13	227	Tschentscher, Toni	DEU	SRP Racing Team	DEU	CRG / TM / Vega		49	3	3	1		2	5	20		2	2	2		4	1	4	
14	224	Lanzeni, William	ITA	BIREL ART RACING KSW	AUT	BirelART / TM / Vega		29	4	7	9							1	6			2		
15	218	Tubben, Max	NLD	CRG Holland	NLD	CRG / TM / Vega		26			7										3	10	6	
16	214	Giardelli, Allesandro	ITA	CRG Holland	NLD	CRG / TM / Vega		25	1	7	10	2	1	3	1									
17	228	Pieruszek, Kevin	DEU	BIREL ART RACING KSW	AUT	RK / TM / Vega		22		1			1	8			3							9
18	233	Davies, Dylan	NLD	Zanardi Racing Team	NLD	Zanardi / TM / Vega		22		5	5										5		7	
19	207	Nilsson, Brandon	SWE	GOLD BY BRANDON RACING	SWE	Righetti Ridolfi / TM / Vega		20							7			5				6	2	
20	234	Vasile, Daniel	ROU	DR S.R.L.	ITA	DR / Modena / Vega		14	6	8														
21	238	Jilek, Michal	CZE	Solgat Motorsport	DEU	BirelART / TM / Vega		13							6			3	3				1	
22	215	Rosati, Fabrizio	ITA	SRP Racing Team	DEU	CRG / TM / Vega		11	5	6														
23	211	Mrosek, Michael	DEU	Team AK RACING	AUT	Formula K / TM / Vega		11										4	4			3		
24	241	Peklin, Ivan	UKR	Victory Racing Team	UKR	Birel Art / TM / Vega		6			6													
25	210	Horn, Moritz	DEU	TB Racing Team	DEU	Kart Republic / TM / Vega		6					2									4		
26	230	Varhaug, Pål	NOR	CRG Holland	NLD	CRG / TM / Vega		4			3								1					

NEU - 1 - NEW

DMSB-RegNr: 206/2018

R 23 OSKM (K22) Race 2

Strecke / track: 1107m

fastest Lap Müller, Julian at: 0:42,503

started: 27 classified: 27 not classified: 0

Doc. 2.1

Pos	Stf. Nr.	Fahrer / Driver	Nation	Bewerber/Sponsor	Nation	Lizenz/B-Lizenz	Chassis/Motor/Reifen	Points	Runden Laps	Gesamtzeit Differenz	Abstand Gap	beste Runde best Lap	in N. in L.	o Geschw. u Speed
1	203	Pex, Stan	NLD	CRG Holland	NLD	31772 15521	CRG / TM / Vega	25	23	16:35,718		0:42,582	15	92,1 km/h 93,6 km/h
2	204	Federer, Fabian	ITA	SRP Racing Team	DEU	353643 KBF 1156791	CRG / TM / Vega	20	23	16:37,285 0:01,567	0:01,567	0:42,558	19	91,9 km/h 93,6 km/h
3	212	Specken, Guust	NLD	Guust Specken	NLD	33443 33443	BirelART / Vortex / Vega	16	23	16:39,005 0:03,287	0:01,720	0:42,734	13	91,8 km/h 93,3 km/h
4	284	Müller, Julian	DEU	Mach1 Motorsport	DEU	IKC 1137671 KBF 1005514	Mach1 / TM / Vega	*	23	16:40,507 0:04,789	0:01,502	0:42,503	14	91,6 km/h 93,8 km/h
5	232	Maticic, André	DEU	Solgat Motorsport	DEU	IKB 1083048 KBF 1079882	BirelART / TM / Vega	13	23	16:41,955 0:06,237	0:01,448	0:42,819	10	91,5 km/h 93,3 km/h
6	223	Schmitz, Alexander	DEU	Renda Motorsport S.A.S.	ITA	IKA 1120614 322880	Tony Kart / Vortex / Vega	11	23	16:42,977 0:07,259	0:01,022	0:42,665	18	91,4 km/h 93,4 km/h
7	231	Paul, Maximilian	DEU	DR S.R.L.	ITA	IKB 1140086 296449	DR / Modena / Vega	10	23	16:43,442 0:07,724	0:00,465	0:42,767	9	91,3 km/h 93,2 km/h
8	228	Pieruszek, Kevin	DEU	BIREL ART RACING KSW	AUT	IKB 1124247 BK 102	RK / TM / Vega	9	23	16:43,851 0:08,133	0:00,409	0:42,669	8	91,3 km/h 93,4 km/h
9	274	Van Leeuwen, Martijn	NLD	Energy Corse srl	ITA	30816 295423	Energy / TM / Vega	*	23	16:46,154 0:10,436	0:02,303	0:42,762	12	91,1 km/h 93,2 km/h
10	221	Stell, Daniel	DEU	DS Kartsport	DEU	IKB 1138227 KBF 1154357	MACH1 / TM / Vega	8	23	16:47,267 0:11,549	0:01,113	0:42,524	22	91 km/h 93,7 km/h
11	233	Davies, Dylan	NLD	Zanardi Racing Team	NLD	19701 28613	Zanardi / TM / Vega	7	23	16:49,366 0:13,648	0:02,099	0:42,827	19	90,8 km/h 93,1 km/h
12	218	Tubben, Max	NLD	CRG Holland	NLD	33495 15521	CRG / TM / Vega	6	23	16:49,765 0:14,047	0:00,399	0:42,908	18	90,8 km/h 92,9 km/h
13	242	Kremers, Marijn	ITA	BIREL ART RACING S.R.L.	ITA	28576 370004	BIREL ART / TM / Vega	5	23	16:50,107 0:14,389	0:00,342	0:42,568	20	90,7 km/h 93,6 km/h
14	227	Tschentscher, Toni	DEU	SRP Racing Team	DEU	IKC 1139992 KBF 1156791	CRG / TM / Vega	4	23	16:51,190 0:15,472	0:01,083	0:43,005	10	90,6 km/h 92,6 km/h
15	217	Tornqvist-Persson, Benjamin	SWE	CRG Holland	NLD	19981031459? 15521	CRG / TM / Vega	3	23	16:51,609 0:15,891	0:00,419	0:42,778	16	90,6 km/h 93,2 km/h
16	271	Jöcker, Nico	DEU	Millennium Racing Team	DEU	IKC 1138684 KBF 1095578	Kosmic / Vortex / Vega	*	23	16:51,841 0:16,123	0:00,232	0:42,961	22	90,6 km/h 92,8 km/h
17	207	Nilsson, Brandon	SWE	GOLD BY BRANDON RACING	SWE	19950219417? 574	Righetti Ridolfi / TM / Vega	2	23	16:52,011 0:16,293	0:00,170	0:42,868	19	90,6 km/h 93 km/h
18	238	Jilek, Michal	CZE	Solgat Motorsport	DEU	18A50808 KBF 1079882	BirelART / TM / Vega	1	23	17:01,310 0:25,592	0:09,299	0:43,217	22	89,7 km/h 92,2 km/h
19	230	Varhaug, Pål	NOR	CRG Holland	NLD	28345 15521	CRG / TM / Vega	0	23	17:01,767 0:26,049	0:00,457	0:43,378	20	89,7 km/h 91,9 km/h
20	241	Peklin, Ivan	UKR	Victory Racing Team	UKR	CS 28.0009.11 CT 28.0005.18	Birel Art / TM / Vega	0	23	17:02,335 0:26,617	0:00,568	0:43,008	9	89,7 km/h 92,4 km/h
21	213	Netiagovskii, Daniel	CZE	Gregor Kart s.r.o.	CZE	925 338	CRG / TM / Vega	0	23	17:02,578 0:26,860	0:00,243	0:43,107	16	89,6 km/h 92,4 km/h
22	211	Mrosek, Michael	DEU	Team AK RACING	AUT	IKC 1131164 BK 005	Formula K / TM / Vega	0	23	17:02,707 0:26,989	0:00,129	0:43,445	11	89,6 km/h 91,7 km/h
23	237	Lang, Hannah	GBR	MK Racing	GBR	212874 273486	Tony Kart / Vortex / Vega	0	23	17:09,307 0:33,589	0:06,600	0:43,506	11	89 km/h 91,6 km/h
24	201	Pex, Jorrit	NLD	CRG Holland	NLD	27382 15521	CRG / TM / Vega	0	9	6:37,800 14 R	14 R	0:42,711	9	90,2 km/h 93,3 km/h
25	287	Köhler, Leon	DEU	Energy corse srl	ITA	IKB 1164981 295423	Energy / Vortex / Vega	*	5	3:52,175 18 R	4 R	0:43,916	4	85,8 km/h 90,7 km/h
26	210	Horn, Moritz	DEU	TB Racing Team	DEU	IKB 1132818 KBF 1116906	Kart Republic / TM / Vega	0	0	0:04,932 23 R	5 R			
27	224	Lanzeni, William	ITA	BIREL ART RACING KSW	AUT	355888 BK 102	BirelART / TM / Vega	0	0	0:10,068 23 R	0:05,136			

StNr. 207,242,213,241,223,221 5 sec penalty Frontfaring

StNr. 224 5 sec penalty Pushing

Rennleitung: Volker Ehekircher Racedirektor: Thomas Lainer

Sportkommissare: Thomas Ferrero / Ulrich Bell / Peter Brings / Tobias Amann

Techn. Kommissare: H.-J. Dangers / A.Sengpiel / M. Grasshoff / C. Schmidt / D.Pietzko

Zeitnahme: KART-DATA timing service Franz Schieszler / Martin Summerer

Zeitnahme / timekeeping

control *Schieszler*
Franz Schieszler

Aushangzeit : 15:29:36

DMSB-RegNr: 206/2018

R 23 DSKM (KZ2) Race 2

Strecke / track: 1107

Fahrename Driver	Pex Stan	Federer Fabian	Specken Guust	Müller Julian	Matisic André	Schmitz Alexander	Paul Maximilian	Pieruszek Kevin	Van Leeuwen Martijn	Stell Daniel	Davies Dylan	Tubben Max
schnellste Runde in Runde	0:42,582 Rn. 15	0:42,558 Rn. 19	0:42,734 Rn. 13	0:42,503 Rn. 14	0:42,819 Rn. 10	0:42,665 Rn. 18	0:42,767 Rn. 9	0:42,669 Rn. 8	0:42,762 Rn. 12	0:42,524 Rn. 22	0:42,827 Rn. 19	0:42,908 Rn. 18
Speed	93,6 km/h	93,6 km/h	93,3 km/h	93,8 km/h	93,1 km/h	93,4 km/h	93,2 km/h	93,4 km/h	93,2 km/h	93,7 km/h	93,1 km/h	92,9 km/h
Lap 1	0:46,679	0:48,055	0:47,344	0:48,325	0:48,460	0:47,260	0:48,270	0:49,090	0:49,344	0:49,272	0:49,646	0:47,296
Lap 2	0:44,806	0:44,729	0:44,903	0:44,632	0:44,870	0:44,946	0:44,806	0:44,626	0:44,803	0:44,874	0:45,249	0:45,466
Lap 3	0:44,148	0:43,825	0:44,230	0:44,763	0:44,775	0:44,586	0:44,752	0:43,717	0:44,658	0:44,275	0:44,555	0:45,070
Lap 4	0:43,577	0:43,149	0:43,474	0:43,982	0:44,056	0:43,019	0:44,035	0:43,904	0:44,248	0:44,694	0:45,055	0:43,903
Lap 5	0:43,184	0:43,482	0:43,591	0:43,473	0:43,422	0:42,845	0:43,904	0:43,234	0:43,288	0:43,441	0:43,567	0:43,332
Lap 6	0:43,257	0:42,994	0:42,960	0:42,942	0:43,072	0:43,006	0:43,316	0:43,182	0:43,012	0:43,263	0:43,623	0:43,280
Lap 7	0:42,957	0:42,789	0:42,844	0:44,414	0:42,928	0:42,829	0:43,210	0:43,884	0:43,788	0:43,820	0:43,173	0:46,415
Lap 8	0:42,870	0:42,685	0:42,982	0:42,709	0:42,912	0:42,977	0:42,941	0:42,669	0:42,963	0:42,852	0:43,027	0:43,833
Lap 9	0:42,673	0:42,762	0:42,749	0:42,624	0:42,864	0:42,798	0:42,767	0:42,916	0:42,797	0:42,853	0:43,105	0:43,678
Lap 10	0:42,624	0:42,777	0:42,858	0:42,841	0:42,819	0:42,790	0:42,803	0:42,723	0:42,786	0:42,712	0:43,499	0:43,002
Lap 11	0:42,679	0:42,841	0:43,198	0:42,818	0:42,896	0:42,818	0:42,929	0:42,795	0:43,212	0:42,731	0:43,344	0:43,429
Lap 12	0:42,641	0:42,822	0:42,938	0:42,763	0:42,915	0:42,728	0:43,187	0:42,957	0:42,762	0:42,672	0:43,087	0:42,944
Lap 13	0:42,715	0:42,726	0:42,734	0:42,581	0:42,870	0:42,758	0:42,980	0:42,916	0:42,803	0:42,757	0:43,057	0:43,110
Lap 14	0:42,683	0:42,724	0:42,872	0:42,503	0:42,863	0:42,715	0:42,977	0:43,246	0:42,903	0:43,298	0:42,867	0:43,039
Lap 15	0:42,582	0:42,755	0:42,802	0:42,544	0:42,825	0:42,743	0:43,034	0:43,547	0:42,824	0:42,947	0:43,038	0:43,071
Lap 16	0:42,683	0:42,906	0:42,948	0:42,777	0:43,195	0:42,742	0:43,001	0:42,884	0:43,158	0:42,577	0:42,949	0:43,044
Lap 17	0:42,820	0:42,734	0:42,850	0:42,616	0:42,855	0:42,677	0:43,170	0:42,940	0:42,949	0:42,597	0:43,070	0:43,202
Lap 18	0:42,756	0:42,731	0:42,874	0:42,691	0:42,932	0:42,665	0:42,971	0:42,842	0:42,970	0:43,046	0:42,924	0:42,908
Lap 19	0:42,747	0:42,558	0:42,875	0:42,574	0:42,872	0:42,810	0:42,857	0:42,892	0:42,978	0:42,884	0:42,827	0:42,927
Lap 20	0:42,709	0:42,764	0:42,894	0:42,638	0:43,022	0:42,911	0:42,947	0:42,855	0:43,164	0:42,577	0:43,364	0:43,427



DMSB-Reg.Nr.:206/2018

R 23 DSKM (KZ2) Race 2

Strecke / track: 1107

Fahrename Driver	Pex	Federer	Specken	Müller	Mafisic	Schmitz	Paul	Pieruszek	Van Leeuwen	Stell	Davies	Tubben
Lap 21	Stan 0:42,800	Fabian 0:43,029	Guust 0:42,930	Julian 0:42,715	André 0:43,035	Alexander 0:42,892	Maximilian 0:42,868	Kevin 0:42,850	Martijn 0:43,071	Daniel 0:42,537	Dylan 0:42,957	Max 0:43,414
Lap 22	0:42,879	0:43,112	0:42,895	0:42,766	0:42,841	0:42,990	0:42,812	0:42,782	0:43,066	0:42,524	0:43,112	0:43,054
Lap 23	0:43,275	0:43,297	0:42,854	0:43,527	0:43,094	0:43,015	0:42,894	0:42,874	0:42,969	0:43,061	0:43,039	0:43,195



DMSB-RegNr: 206/2018

R 23 DSKM (K22) Race 2

Strecke / track: 1107

Fahrername Driver	Kremers Marlijn	Tschentscher Toni	Persson Benjamin	Jöcker Nico	Nilsson Brandon	Jilek Michal	Varhaug Pål	Peklin Ivan	Nettiagovskii Daniel	Mirosek Michael	Lang Hannah	Pex Jorrit
schnellste Runde in Runde	0:42,568 Rn. 20	0:43,005 Rn. 10	0:42,778 Rn. 16	0:42,961 Rn. 22	0:42,868 Rn. 19	0:43,217 Rn. 22	0:43,378 Rn. 20	0:43,008 Rn. 9	0:43,107 Rn. 16	0:43,445 Rn. 11	0:43,506 Rn. 11	0:42,711 Rn. 9
Speed	93,6 km/h	92,7 km/h	93,2 km/h	92,8 km/h	93,0 km/h	92,2 km/h	91,9 km/h	92,7 km/h	92,4 km/h	91,7 km/h	91,6 km/h	93,3 km/h
Lap 1	0:49,722	0:49,599	0:52,536	0:49,653	0:48,986	0:52,180	0:50,069	0:50,590	0:50,203	0:48,955	0:51,516	0:47,656
Lap 2	0:44,599	0:44,948	0:45,200	0:45,040	0:45,135	0:45,291	0:45,566	0:45,085	0:45,332	0:45,380	0:45,001	0:45,069
Lap 3	0:44,059	0:43,791	0:43,925	0:44,078	0:44,181	0:44,710	0:44,979	0:43,867	0:44,504	0:44,908	0:44,436	0:43,583
Lap 4	0:43,601	0:44,241	0:44,165	0:44,998	0:43,978	0:43,956	0:44,541	0:44,866	0:44,206	0:45,603	0:44,183	0:43,410
Lap 5	0:43,779	0:43,449	0:44,522	0:43,734	0:43,690	0:44,178	0:44,587	0:43,911	0:44,024	0:45,422	0:44,609	0:42,958
Lap 6	0:42,637	0:43,210	0:43,588	0:43,470	0:43,291	0:43,699	0:43,848	0:43,825	0:43,720	0:43,843	0:44,375	0:43,092
Lap 7	0:48,318	0:44,475	0:43,516	0:43,396	0:44,285	0:44,249	0:44,418	0:43,617	0:43,686	0:44,422	0:44,095	0:42,775
Lap 8	0:42,681	0:43,975	0:43,005	0:42,997	0:43,141	0:43,866	0:43,874	0:43,236	0:43,484	0:43,798	0:43,859	0:42,743
Lap 9	0:42,829	0:43,074	0:43,066	0:43,206	0:43,076	0:43,473	0:44,018	0:43,008	0:43,320	0:43,787	0:43,844	0:42,711
Lap 10	0:42,743	0:43,005	0:43,102	0:43,299	0:42,988	0:43,447	0:43,913	0:43,338	0:43,641	0:43,940	0:44,074	
Lap 11	0:42,854	0:44,190	0:42,894	0:43,346	0:43,812	0:43,415	0:43,563	0:43,115	0:43,272	0:43,445	0:43,506	
Lap 12	0:42,669	0:43,736	0:42,841	0:43,545	0:42,913	0:44,464	0:43,901	0:43,316	0:43,269	0:44,308	0:43,976	
Lap 13	0:42,720	0:43,016	0:43,286	0:43,054	0:42,889	0:43,455	0:43,540	0:43,723	0:43,502	0:43,532	0:43,548	
Lap 14	0:42,666	0:43,041	0:42,830	0:43,039	0:43,044	0:43,429	0:43,663	0:43,154	0:43,131	0:43,735	0:43,677	
Lap 15	0:42,758	0:43,051	0:42,887	0:43,199	0:43,371	0:43,336	0:43,565	0:43,157	0:43,200	0:43,925	0:43,855	
Lap 16	0:42,769	0:43,133	0:42,778	0:43,056	0:43,095	0:43,743	0:43,437	0:43,401	0:43,107	0:43,519	0:43,828	
Lap 17	0:42,671	0:43,132	0:43,149	0:43,066	0:42,895	0:43,366	0:43,458	0:43,359	0:43,137	0:43,606	0:43,725	
Lap 18	0:42,875	0:43,182	0:43,050	0:43,172	0:43,120	0:43,401	0:43,800	0:43,621	0:43,318	0:43,674	0:43,874	
Lap 19	0:42,930	0:43,271	0:43,241	0:43,264	0:42,868	0:43,672	0:43,403	0:43,509	0:43,248	0:43,619	0:44,858	
Lap 20	0:42,568	0:43,098	0:43,263	0:43,757	0:42,979	0:43,775	0:43,378	0:43,835	0:43,903	0:43,565	0:44,018	



DMSB-RegNr: 206/2018

R 23 DSKM (K22) Race 2

Strecke / track: 1107

Fahrername Driver	Kremers	Tschentscher	Persson	Jöcker	Nilsson	Jilek	Varhaug	Peklin	Nettiagovskii	Mirosek	Lang	Pex
Lap 21	Marijn 0:42,644	Toni 0:43,010	Benjamin 0:42,808	Nico 0:43,174	Brandon 0:42,951	Michal 0:43,849	Pål 0:43,667	Ivan 0:43,814	Daniel 0:43,797	Michael 0:43,763	Hannah 0:44,577	Jorrit
Lap 22	0:42,737	0:43,225	0:43,108	<u>0:42,961</u>	0:42,960	<u>0:43,217</u>	0:43,544	0:44,084	0:44,116	0:43,671	0:44,761	
Lap 23	0:43,121	0:43,387	0:43,603	0:43,270	0:42,939	0:43,742	0:43,536	0:44,284	0:44,311	0:43,543	0:45,384	



DMSB-RegNr: 206/2018

R 23 DSKM (K22) Race 2

Strecke / track: 1107

Fahrername Driver	Köhler Leon	Horn Moritz	Lanzeni William
schnellste Runde in Runde	0:43,916 Rn. 4		
Speed	90,7 km/h		
Lap 1	0:49,449		
Lap 2	0:44,473		
Lap 3	0:44,502		
Lap 4	0:43,916		
Lap 5	0:44,085		
Lap 6			
Lap 7			
Lap 8			
Lap 9			
Lap 10			
Lap 11			
Lap 12			
Lap 13			
Lap 14			
Lap 15			
Lap 16			
Lap 17			
Lap 18			
Lap 19			
Lap 20			

DMSB  **DKM**  **Round 4: Kerpen / DEU**

DEUTSCHE KART-MEISTERSCHAFTEN 2018  **27-29 / 07 / 2018**

*Eifelring
Kerpen-Merheim*

DMSB-RegNr: 206/2018

R 23 DSKM (K22) Race 2

Strecke / track: 1107

Fahrername Driver	Köhler Leon	Horn Moritz	Lanzeni William
Lap 21			
Lap 22			
Lap 23			

R 23 DSKM (K22) Race 2

Ziel		Sektion 1		Sektion 2		Sektion 3	
Fahrername	Zeit	Fahrername	Zeit	Fahrername	Zeit	Fahrername	Zeit
1 284 Müller,Julian	0:42,503	204 Federer,Fabian	0:12,278	284 Müller,Julian	0:18,776	242 Kremers,Marijn	0:11,282
2 221 Stell,Daniel	0:42,524	203 Pex,Stan	0:12,308	242 Kremers,Marijn	0:18,837	221 Stell,Daniel	0:11,285
3 204 Federer,Fabian	0:42,558	223 Schmitz,Alexander	0:12,329	221 Stell,Daniel	0:18,851	203 Pex,Stan	0:11,301
4 242 Kremers,Marijn	0:42,568	201 Pex,Jorrit	0:12,329	228 Pieruszek,Kevin	0:18,855	228 Pieruszek,Kevin	0:11,315
5 203 Pex,Stan	0:42,582	242 Kremers,Marijn	0:12,341	201 Pex,Jorrit	0:18,870	284 Müller,Julian	0:11,328
6 223 Schmitz,Alexander	0:42,665	228 Pieruszek,Kevin	0:12,342	203 Pex,Stan	0:18,879	223 Schmitz,Alexander	0:11,329
7 228 Pieruszek,Kevin	0:42,669	231 Paul,Maximilian	0:12,348	223 Schmitz,Alexander	0:18,880	217 Tornqvist-Persson,Benjai	0:11,345
8 201 Pex,Jorrit	0:42,711	284 Müller,Julian	0:12,349	204 Federer,Fabian	0:18,899	204 Federer,Fabian	0:11,346
9 212 Specken,Guust	0:42,734	217 Tornqvist-Persson,Benjai	0:12,353	274 Van Leeuwen,Martijn	0:18,913	212 Specken,Guust	0:11,357
10 274 Van Leeuwen,Martijn	0:42,762	221 Stell,Daniel	0:12,358	212 Specken,Guust	0:18,921	232 Matisc,André	0:11,358
11 231 Paul,Maximilian	0:42,767	207 Nilsson,Brandon	0:12,371	217 Tornqvist-Persson,Benjai	0:18,970	231 Paul,Maximilian	0:11,365
12 217 Tornqvist-Persson,Benjai	0:42,778	274 Van Leeuwen,Martijn	0:12,373	233 Davies,Dylan	0:18,977	201 Pex,Jorrit	0:11,372
13 232 Matisc,André	0:42,819	232 Matisc,André	0:12,380	207 Nilsson,Brandon	0:18,978	213 Neitagovskii,Daniel	0:11,392
14 233 Davies,Dylan	0:42,827	212 Specken,Guust	0:12,391	231 Paul,Maximilian	0:18,980	271 Jöcker,Nico	0:11,399
15 207 Nilsson,Brandon	0:42,868	233 Davies,Dylan	0:12,392	232 Matisc,André	0:18,981	218 Tubben,Max	0:11,403
16 218 Tubben,Max	0:42,908	237 Lang,Hannah	0:12,394	271 Jöcker,Nico	0:19,005	274 Van Leeuwen,Martijn	0:11,404
17 271 Jöcker,Nico	0:42,961	241 Peklin,Ivan	0:12,401	227 Tschentscher,Toni	0:19,010	233 Davies,Dylan	0:11,408
18 227 Tschentscher,Toni	0:43,005	227 Tschentscher,Toni	0:12,405	218 Tubben,Max	0:19,018	241 Peklin,Ivan	0:11,442
19 241 Peklin,Ivan	0:43,008	218 Tubben,Max	0:12,409	241 Peklin,Ivan	0:19,054	207 Nilsson,Brandon	0:11,451
20 213 Neitagovskii,Daniel	0:43,107	271 Jöcker,Nico	0:12,472	213 Neitagovskii,Daniel	0:19,096	227 Tschentscher,Toni	0:11,456
21 238 Jilek,Michal	0:43,217	213 Neitagovskii,Daniel	0:12,515	238 Jilek,Michal	0:19,130	230 Varhaug,Pål	0:11,526
22 230 Varhaug,Pål	0:43,378	238 Jilek,Michal	0:12,520	237 Lang,Hannah	0:19,212	238 Jilek,Michal	0:11,549
23 211 Mrosek,Michael	0:43,445	211 Mrosek,Michael	0:12,526	211 Mrosek,Michael	0:19,223	211 Mrosek,Michael	0:11,609
24 237 Lang,Hannah	0:43,506	230 Varhaug,Pål	0:12,538	230 Varhaug,Pål	0:19,245	287 Köhler,Leon	0:11,662
25 287 Köhler,Leon	0:43,916	287 Köhler,Leon	0:12,755	287 Köhler,Leon	0:19,351	237 Lang,Hannah	0:11,694
26 210 Horn,Moritz		210 Horn,Moritz	0:15,927	210 Horn,Moritz	0:24,490	210 Horn,Moritz	
27 224 Lanzeni,William		224 Lanzeni,William		224 Lanzeni,William		224 Lanzeni,William	

R 23 DSKM (K22) Race 2

Die schnellsten Zeiten

Ort	Nr. Fahrername	Streckentl.	Zeit	Ø Speed
Ziel	284 Müller, Julian	1107 m	0:42,503	93,8 km/h
Sektion 1	204 Federer, Fabian	329 m	0:12,278	96,5 km/h
Sektion 2	284 Müller, Julian	475 m	0:18,776	91,1 km/h
Sektion 3	242 Kreiners, Marijn	303 m	0:11,282	96,7 km/h

	Str.203 Pex,Stan NLD CRG Holland	Str.204 Federer, Fabian ITA SRP Racing Team	Str.223 Schmitz, Alexander DEU Rendo Motorsport S.A.S.	Str.212 Specken,Guust NLD Guust Specken	Str.284 Müller, Julian DEU Mach1 Motorsport
	theoretisch mögliche Bestzeit 0:42,488	theoretisch mögliche Bestzeit 0:42,523	theoretisch mögliche Bestzeit 0:42,538	theoretisch mögliche Bestzeit 0:42,669	theoretisch mögliche Bestzeit 0:42,453
best	Ziel Sektion 1 Sektion 2 Sektion 3 0:42,582 0:12,308 0:18,879 0:11,301	Ziel Sektion 1 Sektion 2 Sektion 3 0:42,558 0:12,278 0:18,899 0:11,346	Ziel Sektion 1 Sektion 2 Sektion 3 0:42,665 0:12,329 0:18,880 0:11,329	Ziel Sektion 1 Sektion 2 Sektion 3 0:42,734 0:12,391 0:18,921 0:11,357	Ziel Sektion 1 Sektion 2 Sektion 3 0:42,503 0:12,349 0:18,776 0:11,328
Runde 1	0:46,679 0:14,936 0:19,766 0:11,977	0:48,055 0:15,714 0:20,189 0:12,152	0:47,260 0:14,722 0:20,561 0:11,977	0:47,344 0:15,115 0:20,052 0:12,177	0:48,325 0:15,033 0:21,347 0:11,945
Runde 2	0:44,806 0:13,045 0:19,868 0:11,893	0:44,729 0:13,064 0:19,617 0:12,048	0:44,946 0:13,602 0:19,525 0:11,819	0:44,903 0:13,131 0:19,824 0:11,948	0:44,632 0:13,265 0:19,684 0:11,683
Runde 3	0:44,148 0:12,889 0:19,523 0:11,736	0:43,825 0:12,861 0:19,316 0:11,648	0:44,586 0:13,122 0:19,384 0:12,080	0:44,230 0:13,145 0:19,457 0:11,628	0:44,763 0:13,326 0:19,276 0:12,161
Runde 4	0:43,577 0:12,699 0:19,286 0:11,592	0:43,149 0:12,623 0:19,088 0:11,438	0:43,019 0:12,595 0:19,028 0:11,396	0:43,474 0:12,655 0:19,218 0:11,601	0:43,982 0:13,075 0:19,129 0:11,778
Runde 5	0:43,184 0:12,535 0:19,169 0:11,480	0:43,482 0:12,948 0:19,075 0:11,459	0:42,845 0:12,461 0:19,028 0:11,356	0:43,591 0:12,911 0:19,136 0:11,544	0:43,473 0:12,973 0:19,060 0:11,440
Runde 6	0:43,257 0:12,541 0:19,226 0:11,490	0:42,994 0:12,605 0:18,988 0:11,401	0:43,006 0:12,596 0:19,076 0:11,334	0:42,960 0:12,465 0:19,043 0:11,452	0:42,942 0:12,447 0:18,912 0:11,583
Runde 7	0:42,957 0:12,474 0:19,017 0:11,466	0:42,789 0:12,452 0:18,959 0:11,378	0:42,829 0:12,485 0:18,953 0:11,391	0:42,844 0:12,465 0:18,982 0:11,397	0:44,414 0:13,750 0:19,221 0:11,443
Runde 8	0:42,870 0:12,444 0:19,049 0:11,377	0:42,685 0:12,419 0:18,899 0:11,367	0:42,977 0:12,571 0:19,030 0:11,376	0:42,982 0:12,579 0:18,967 0:11,436	0:42,709 0:12,502 0:18,819 0:11,388
Runde 9	0:42,673 0:12,362 0:18,952 0:11,359	0:42,762 0:12,402 0:19,014 0:11,346	0:42,798 0:12,487 0:18,880 0:11,431	0:42,749 0:12,412 0:18,976 0:11,361	0:42,624 0:12,431 0:18,776 0:11,417
Runde 10	0:42,624 0:12,308 0:18,957 0:11,359	0:42,777 0:12,441 0:18,930 0:11,406	0:42,790 0:12,448 0:18,987 0:11,355	0:42,858 0:12,484 0:18,952 0:11,422	0:42,841 0:12,447 0:18,844 0:11,550
Runde 11	0:42,679 0:12,356 0:18,965 0:11,358	0:42,841 0:12,404 0:19,039 0:11,398	0:42,818 0:12,486 0:18,999 0:11,333	0:43,198 0:12,887 0:18,939 0:11,422	0:42,818 0:12,380 0:18,979 0:11,459
Runde 12	0:42,641 0:12,346 0:18,958 0:11,337	0:42,822 0:12,440 0:18,987 0:11,395	0:42,728 0:12,418 0:18,951 0:11,359	0:42,938 0:12,513 0:18,979 0:11,446	0:42,763 0:12,548 0:18,826 0:11,389
Runde 13	0:42,715 0:12,350 0:18,937 0:11,428	0:42,726 0:12,401 0:18,952 0:11,373	0:42,758 0:12,447 0:18,982 0:11,329	0:42,734 0:12,456 0:18,921 0:11,357	0:42,581 0:12,435 0:18,818 0:11,328
Runde 14	0:42,683 0:12,397 0:18,956 0:11,330	0:42,724 0:12,325 0:18,932 0:11,467	0:42,715 0:12,329 0:19,007 0:11,379	0:42,872 0:12,452 0:18,981 0:11,439	0:42,503 0:12,364 0:18,794 0:11,345
Runde 15	0:42,582 0:12,366 0:18,879 0:11,337	0:42,755 0:12,436 0:18,962 0:11,357	0:42,743 0:12,433 0:18,967 0:11,343	0:42,802 0:12,498 0:18,934 0:11,370	0:42,544 0:12,404 0:18,778 0:11,362
Runde 16	0:42,683 0:12,385 0:18,953 0:11,345	0:42,906 0:12,397 0:19,037 0:11,472	0:42,742 0:12,365 0:18,970 0:11,407	0:42,948 0:12,510 0:18,948 0:11,490	0:42,777 0:12,434 0:18,874 0:11,469
Runde 17	0:42,820 0:12,393 0:19,036 0:11,391	0:42,734 0:12,352 0:19,003 0:11,379	0:42,677 0:12,363 0:18,960 0:11,354	0:42,850 0:12,500 0:18,948 0:11,402	0:42,616 0:12,401 0:18,822 0:11,393
Runde 18	0:42,756 0:12,401 0:19,003 0:11,352	0:42,731 0:12,366 0:18,964 0:11,401	0:42,665 0:12,329 0:18,971 0:11,365	0:42,874 0:12,482 0:18,964 0:11,428	0:42,691 0:12,367 0:18,923 0:11,401
Runde 19	0:42,747 0:12,543 0:18,903 0:11,301	0:42,558 0:12,278 0:18,918 0:11,362	0:42,810 0:12,409 0:19,019 0:11,382	0:42,875 0:12,512 0:18,946 0:11,417	0:42,574 0:12,364 0:18,846 0:11,364
Runde 20	0:42,709 0:12,347 0:18,954 0:11,408	0:42,764 0:12,457 0:18,918 0:11,389	0:42,911 0:12,417 0:19,032 0:11,462	0:42,894 0:12,497 0:18,960 0:11,437	0:42,638 0:12,349 0:18,818 0:11,471
Runde 21	0:42,800 0:12,444 0:18,935 0:11,421	0:43,029 0:12,495 0:19,055 0:11,479	0:42,892 0:12,426 0:18,977 0:11,489	0:42,930 0:12,565 0:18,962 0:11,403	0:42,715 0:12,485 0:18,822 0:11,408
Runde 22	0:42,879 0:12,463 0:19,053 0:11,363	0:43,112 0:12,517 0:19,018 0:11,577	0:42,990 0:12,449 0:19,086 0:11,455	0:42,895 0:12,466 0:18,987 0:11,442	0:42,766 0:12,460 0:18,895 0:11,411
Runde 23	0:43,275 0:12,490 0:19,162 0:11,623	0:43,297 0:12,445 0:19,091 0:11,761	0:43,015 0:12,465 0:19,059 0:11,491	0:42,854 0:12,391 0:18,982 0:11,481	0:43,527 0:12,434 0:19,276 0:11,817

DMSB-Reglir:208/2018

R 23 DSKM (KZ2) Race 2

Die schnellsten Zeiten

Ort	Nr. Fahrername	Streckenl.	Zeit	Ø Speed
Ziel	284 Müller, Julian	1107 m	0:42,503	93,8 km/h
Sektion 1	204 Federer, Fabian	329 m	0:12,278	96,5 km/h
Sektion 2	284 Müller, Julian	475 m	0:18,776	91,1 km/h
Sektion 3	242 Kremers, Marijn	303 m	0:11,282	96,7 km/h

	Smr.232 Maticic, André DEU Solgat Motorsport			Smr.221 Strel, Daniel DEU DS Kartsport			Smr.231 Paul, Maximilian DEU DR S.R.L.			Smr.228 Pieruszek, Kevin DEU BIREL ART RACING KSW			Smr.242 Kremers, Marijn ITA BIREL ART RACING S.R.L.		
	theoretisch mögliche Bestzeit	Ziel	Sektion 3	theoretisch mögliche Bestzeit	Ziel	Sektion 3	theoretisch mögliche Bestzeit	Ziel	Sektion 3	theoretisch mögliche Bestzeit	Ziel	Sektion 3	theoretisch mögliche Bestzeit	Ziel	Sektion 3
best	0:42,819	0:12,380	0:11,358	0:42,524	0:12,358	0:11,285	0:42,767	0:12,348	0:11,365	0:42,669	0:12,342	0:11,315	0:42,568	0:12,341	0:11,282
Runde 1	0:48,460	0:15,294	0:11,897	0:49,272	0:15,382	0:12,421	0:48,270	0:15,047	0:11,932	0:49,090	0:15,447	0:12,466	0:49,722	0:14,957	0:12,242
Runde 2	0:44,870	0:13,514	0:11,696	0:44,874	0:13,223	0:11,916	0:44,806	0:13,403	0:11,707	0:44,626	0:12,959	0:11,940	0:44,599	0:13,165	0:11,910
Runde 3	0:44,775	0:13,191	0:11,998	0:44,275	0:12,871	0:11,917	0:44,752	0:13,300	0:12,170	0:43,717	0:12,730	0:11,754	0:44,059	0:12,706	0:11,905
Runde 4	0:44,056	0:12,881	0:11,929	0:44,694	0:13,757	0:11,618	0:44,035	0:13,059	0:11,822	0:43,904	0:13,121	0:11,523	0:43,601	0:12,977	0:11,619
Runde 5	0:43,422	0:12,859	0:11,446	0:43,441	0:12,747	0:11,507	0:43,904	0:13,190	0:11,486	0:43,234	0:12,615	0:11,528	0:43,779	0:13,045	0:11,519
Runde 6	0:43,072	0:12,469	0:11,493	0:43,263	0:12,653	0:11,527	0:43,316	0:12,800	0:11,486	0:43,182	0:12,622	0:11,514	0:42,637	0:12,443	0:11,310
Runde 7	0:42,928	0:12,410	0:11,469	0:43,820	0:12,655	0:11,379	0:43,210	0:12,665	0:11,503	0:43,884	0:13,048	0:11,357	0:48,318	0:15,437	0:11,317
Runde 8	0:42,912	0:12,472	0:11,382	0:42,852	0:12,480	0:11,353	0:42,941	0:12,427	0:11,484	0:42,669	0:12,458	0:11,356	0:42,681	0:12,401	0:11,435
Runde 9	0:42,864	0:12,522	0:11,361	0:42,853	0:12,493	0:11,330	0:42,767	0:12,374	0:11,413	0:42,916	0:12,342	0:11,447	0:42,829	0:12,373	0:11,547
Runde 10	0:42,819	0:12,380	0:11,358	0:42,712	0:12,475	0:11,328	0:42,803	0:12,348	0:11,455	0:42,723	0:12,447	0:11,315	0:42,743	0:12,429	0:11,388
Runde 11	0:42,896	0:12,473	0:11,372	0:42,731	0:12,389	0:11,316	0:42,929	0:12,392	0:11,501	0:42,795	0:12,357	0:11,405	0:42,854	0:12,487	0:11,282
Runde 12	0:42,915	0:12,412	0:11,385	0:42,672	0:12,375	0:11,370	0:43,187	0:12,758	0:11,425	0:42,957	0:12,462	0:11,458	0:42,669	0:12,388	0:11,314
Runde 13	0:42,870	0:12,428	0:11,388	0:42,757	0:12,446	0:11,379	0:42,980	0:12,445	0:11,451	0:42,916	0:12,495	0:11,435	0:42,720	0:12,468	0:11,311
Runde 14	0:42,863	0:12,472	0:11,390	0:43,298	0:12,504	0:11,706	0:42,977	0:12,443	0:11,487	0:43,246	0:12,504	0:11,634	0:42,666	0:12,341	0:11,390
Runde 15	0:42,825	0:12,403	0:11,379	0:42,947	0:12,612	0:11,314	0:43,034	0:12,438	0:11,496	0:43,547	0:12,910	0:11,417	0:42,758	0:12,355	0:11,431
Runde 16	0:43,195	0:12,709	0:11,465	0:42,527	0:12,358	0:11,285	0:43,001	0:12,422	0:11,503	0:42,884	0:12,399	0:11,443	0:42,769	0:12,517	0:11,341
Runde 17	0:42,855	0:12,408	0:11,403	0:42,597	0:12,367	0:11,333	0:43,170	0:12,675	0:11,443	0:42,940	0:12,421	0:11,429	0:42,671	0:12,526	0:11,308
Runde 18	0:42,932	0:12,419	0:11,414	0:43,046	0:12,698	0:11,347	0:42,971	0:12,451	0:11,442	0:42,842	0:12,376	0:11,373	0:42,875	0:12,527	0:11,355
Runde 19	0:42,872	0:12,421	0:11,397	0:42,884	0:12,529	0:11,286	0:42,857	0:12,404	0:11,365	0:42,892	0:12,469	0:11,339	0:42,930	0:12,502	0:11,483
Runde 20	0:43,022	0:12,401	0:11,433	0:42,577	0:12,377	0:11,334	0:42,947	0:12,380	0:11,443	0:42,855	0:12,393	0:11,428	0:42,568	0:12,406	0:11,288
Runde 21	0:43,035	0:12,575	0:11,410	0:42,537	0:12,363	0:11,314	0:42,868	0:12,361	0:11,461	0:42,850	0:12,387	0:11,456	0:42,644	0:12,424	0:11,328
Runde 22	0:42,841	0:12,470	0:11,361	0:42,524	0:12,370	0:11,303	0:42,812	0:12,386	0:11,403	0:42,782	0:12,408	0:11,373	0:42,737	0:12,480	0:11,333
Runde 23	0:43,094	0:12,437	0:11,559	0:43,061	0:12,413	0:11,787	0:42,894	0:12,372	0:11,458	0:42,874	0:12,364	0:11,470	0:43,121	0:12,619	0:11,369

R 23 DSKM (K22) Race 2

Die schnellsten Zeiten

Ort	Nr. Fahrername	Streckentl.	Zeit	Ø Speed
Ziel	284 Müller, Julian	1107 m	0:42,503	93,8 km/h
Sektion 1	204 Federer, Fabian	329 m	0:12,278	96,5 km/h
Sektion 2	284 Müller, Julian	475 m	0:18,776	91,1 km/h
Sektion 3	242 Kreiners, Marijn	303 m	0:11,282	96,7 km/h

	Snr.274 Von Leeuwen, Marijn NLD Energy Corse srl			Snr.207 Nilsson, Brandon SWE GOLD BY BRANDON RACING			Snr.233 Davies, Dylan NLD Zanardi Racing Team			Snr.218 Tubben, Max NLD CRG Holland			Snr.227 Ischtschscher, Toni DEU SRP Racing Team							
	theoretisch mögliche Bestzeit	Sektion 1	Sektion 2	Sektion 3	theoretisch mögliche Bestzeit	Sektion 1	Sektion 2	Sektion 3	theoretisch mögliche Bestzeit	Sektion 1	Sektion 2	Sektion 3	theoretisch mögliche Bestzeit	Sektion 1	Sektion 2	Sektion 3				
best	0:42,762	0:12,373	0:18,913	0:11,404	0:42,868	0:12,371	0:18,978	0:11,451	0:42,827	0:12,392	0:18,977	0:11,408	0:42,908	0:12,409	0:19,018	0:11,403	0:43,005	0:12,405	0:19,010	0:11,456
Runde 1	0:49,344	0:15,482	0:21,643	0:12,219	0:48,986	0:15,124	0:21,535	0:12,327	0:49,646	0:15,704	0:21,594	0:12,348	0:47,296	0:14,838	0:20,263	0:12,195	0:49,529	0:14,966	0:22,003	0:12,560
Runde 2	0:44,803	0:13,266	0:19,695	0:11,842	0:45,135	0:13,254	0:19,743	0:12,138	0:45,249	0:13,782	0:19,743	0:11,724	0:45,466	0:13,773	0:19,724	0:11,969	0:44,948	0:13,284	0:19,687	0:11,977
Runde 3	0:44,658	0:13,002	0:19,920	0:11,736	0:44,181	0:12,903	0:19,502	0:11,776	0:44,555	0:12,793	0:19,993	0:11,769	0:45,070	0:13,166	0:19,482	0:12,422	0:43,791	0:12,662	0:19,470	0:11,659
Runde 4	0:44,248	0:12,920	0:19,548	0:11,780	0:43,978	0:13,204	0:19,155	0:11,619	0:45,055	0:12,825	0:19,692	0:12,538	0:43,903	0:12,740	0:19,383	0:11,780	0:44,241	0:13,175	0:19,365	0:11,701
Runde 5	0:43,288	0:12,615	0:19,074	0:11,599	0:43,690	0:12,950	0:19,250	0:11,490	0:43,567	0:12,971	0:19,110	0:11,486	0:43,332	0:12,546	0:19,217	0:11,569	0:43,449	0:12,579	0:19,224	0:11,646
Runde 6	0:43,012	0:12,528	0:19,041	0:11,443	0:43,291	0:12,751	0:19,049	0:11,491	0:43,623	0:12,869	0:19,209	0:11,545	0:43,280	0:12,562	0:19,162	0:11,556	0:43,210	0:12,481	0:19,191	0:11,538
Runde 7	0:43,788	0:12,489	0:19,689	0:11,610	0:44,285	0:13,166	0:19,631	0:11,488	0:43,173	0:12,602	0:19,080	0:11,491	0:46,415	0:14,012	0:20,746	0:11,657	0:44,475	0:12,787	0:19,963	0:11,725
Runde 8	0:42,963	0:12,549	0:18,975	0:11,439	0:43,141	0:12,557	0:19,078	0:11,506	0:43,027	0:12,478	0:19,066	0:11,483	0:43,833	0:13,228	0:19,123	0:11,482	0:43,975	0:13,256	0:19,082	0:11,637
Runde 9	0:42,797	0:12,400	0:18,945	0:11,452	0:43,076	0:12,557	0:19,011	0:11,508	0:43,105	0:12,529	0:19,089	0:11,487	0:43,678	0:12,976	0:19,190	0:11,512	0:43,074	0:12,542	0:19,076	0:11,456
Runde 10	0:42,786	0:12,373	0:18,913	0:11,500	0:42,988	0:12,464	0:19,012	0:11,512	0:43,499	0:12,856	0:19,164	0:11,479	0:43,002	0:12,438	0:19,084	0:11,480	0:43,005	0:12,427	0:19,030	0:11,548
Runde 11	0:43,212	0:12,812	0:18,996	0:11,404	0:43,812	0:13,165	0:19,165	0:11,482	0:43,344	0:12,481	0:19,301	0:11,562	0:43,429	0:12,885	0:19,105	0:11,439	0:44,190	0:12,786	0:19,843	0:11,561
Runde 12	0:42,762	0:12,415	0:18,931	0:11,416	0:42,913	0:12,398	0:19,026	0:11,489	0:43,087	0:12,565	0:19,042	0:11,480	0:42,944	0:12,409	0:19,093	0:11,442	0:43,736	0:13,040	0:19,185	0:11,511
Runde 13	0:42,803	0:12,422	0:18,949	0:11,432	0:42,889	0:12,381	0:18,997	0:11,511	0:43,057	0:12,494	0:19,155	0:11,408	0:43,110	0:12,455	0:19,083	0:11,572	0:43,016	0:12,459	0:19,010	0:11,547
Runde 14	0:42,903	0:12,471	0:18,979	0:11,453	0:43,044	0:12,470	0:19,045	0:11,529	0:42,867	0:12,392	0:19,038	0:11,437	0:43,039	0:12,454	0:19,145	0:11,440	0:43,041	0:12,405	0:19,082	0:11,554
Runde 15	0:42,824	0:12,450	0:18,963	0:11,411	0:43,371	0:12,776	0:19,036	0:11,559	0:43,038	0:12,448	0:19,115	0:11,475	0:43,071	0:12,508	0:19,152	0:11,411	0:43,051	0:12,557	0:19,022	0:11,472
Runde 16	0:43,158	0:12,672	0:19,042	0:11,444	0:43,095	0:12,481	0:19,076	0:11,538	0:42,949	0:12,422	0:19,081	0:11,446	0:43,044	0:12,505	0:19,070	0:11,469	0:43,133	0:12,411	0:19,177	0:11,545
Runde 17	0:42,949	0:12,547	0:18,969	0:11,433	0:42,895	0:12,393	0:19,023	0:11,479	0:43,070	0:12,477	0:19,116	0:11,477	0:43,202	0:12,628	0:19,135	0:11,439	0:43,132	0:12,429	0:19,196	0:11,507
Runde 18	0:42,970	0:12,520	0:18,994	0:11,456	0:43,120	0:12,572	0:19,075	0:11,473	0:42,924	0:12,439	0:19,066	0:11,419	0:42,908	0:12,487	0:19,018	0:11,403	0:43,182	0:12,536	0:19,124	0:11,522
Runde 19	0:42,978	0:12,530	0:18,994	0:11,454	0:42,868	0:12,406	0:19,011	0:11,451	0:42,827	0:12,413	0:18,977	0:11,437	0:42,927	0:12,462	0:19,018	0:11,447	0:43,271	0:12,625	0:19,070	0:11,576
Runde 20	0:43,164	0:12,722	0:18,962	0:11,480	0:42,979	0:12,417	0:19,030	0:11,532	0:43,364	0:12,704	0:19,131	0:11,529	0:43,427	0:12,800	0:19,099	0:11,528	0:43,098	0:12,434	0:19,090	0:11,574
Runde 21	0:43,071	0:12,464	0:19,096	0:11,511	0:42,951	0:12,371	0:19,052	0:11,528	0:42,957	0:12,506	0:18,989	0:11,462	0:43,414	0:12,836	0:19,090	0:11,488	0:43,010	0:12,410	0:19,050	0:11,550
Runde 22	0:43,066	0:12,550	0:19,025	0:11,491	0:42,960	0:12,380	0:19,113	0:11,467	0:43,112	0:12,459	0:19,060	0:11,593	0:43,054	0:12,594	0:19,018	0:11,442	0:43,225	0:12,516	0:19,212	0:11,497
Runde 23	0:42,969	0:12,418	0:18,978	0:11,573	0:42,939	0:12,389	0:18,978	0:11,572	0:43,039	0:12,485	0:19,058	0:11,496	0:43,195	0:12,481	0:19,170	0:11,544	0:43,387	0:12,665	0:19,124	0:11,598

R 23 DSKM (KZ2) Race 2

Die schnellsten Zeiten

Ort	Nr. Fahrername	Streckentl.	Zeit	Ø Speed
Ziel	284 Müller, Julian	1107 m	0:42,903	93,8 km/h
Sektion 1	204 Federer, Fabian	329 m	0:12,278	96,5 km/h
Sektion 2	284 Müller, Julian	475 m	0:18,776	91,1 km/h
Sektion 3	242 Kreiners, Marijn	303 m	0:11,282	96,7 km/h

	Smr.217 Tomqvist-Persson, Benjamin SWE CRG Holland	Smr.271 Jöcker, Nico DEU Millennium Racing Team	Smr.241 Peklin, Ivan UKR Victory Racing Team	Smr.213 Neiringovskii, Daniel CZE Gregor Kart s.r.o.	Smr.238 Jilek, Michal CZE Solgat Motorsport
	theoretisch mögliche Bestzeit 0:42,668	theoretisch mögliche Bestzeit 0:42,876	theoretisch mögliche Bestzeit 0:42,897	theoretisch mögliche Bestzeit 0:43,003	theoretisch mögliche Bestzeit 0:43,199
Ziel	Sektion 1 0:18,970 Sektion 2 0:11,345 Sektion 3 0:12,353	Sektion 1 0:12,472 Sektion 2 0:19,005 Sektion 3 0:12,472	Sektion 1 0:12,401 Sektion 2 0:19,054 Sektion 3 0:11,442	Sektion 1 0:12,515 Sektion 2 0:19,096 Sektion 3 0:11,392	Sektion 1 0:12,520 Sektion 2 0:19,130 Sektion 3 0:11,549
best	0:42,778	0:42,961	0:43,008	0:43,107	0:43,217
Runde 1	0:52,536	0:49,653	0:50,590	0:50,203	0:52,180
Runde 2	0:45,200	0:45,040	0:45,085	0:45,332	0:45,291
Runde 3	0:43,925	0:44,078	0:43,867	0:44,504	0:44,710
Runde 4	0:44,165	0:44,998	0:44,866	0:44,206	0:43,956
Runde 5	0:44,522	0:43,734	0:43,911	0:44,024	0:44,178
Runde 6	0:43,588	0:43,470	0:43,825	0:43,720	0:43,699
Runde 7	0:43,516	0:43,396	0:43,617	0:43,686	0:44,249
Runde 8	0:43,005	0:42,478	0:43,236	0:43,484	0:43,866
Runde 9	0:43,066	0:42,474	0:43,008	0:43,320	0:43,473
Runde 10	0:43,102	0:42,435	0:43,338	0:43,641	0:43,447
Runde 11	0:42,894	0:42,450	0:43,115	0:43,272	0:43,415
Runde 12	0:42,841	0:42,424	0:43,316	0:43,269	0:44,464
Runde 13	0:43,286	0:42,416	0:43,723	0:43,502	0:43,455
Runde 14	0:42,830	0:42,423	0:43,154	0:43,131	0:43,429
Runde 15	0:42,887	0:42,422	0:43,157	0:43,200	0:43,336
Runde 16	0:42,778	0:42,420	0:43,056	0:43,107	0:43,743
Runde 17	0:43,149	0:42,734	0:43,359	0:43,137	0:43,366
Runde 18	0:43,050	0:42,397	0:43,621	0:43,318	0:43,401
Runde 19	0:43,241	0:42,545	0:43,509	0:43,248	0:43,672
Runde 20	0:43,263	0:42,757	0:43,835	0:43,903	0:43,775
Runde 21	0:42,808	0:42,381	0:43,814	0:43,797	0:43,849
Runde 22	0:43,108	0:42,353	0:44,084	0:44,116	0:43,217
Runde 23	0:43,603	0:42,784	0:44,284	0:44,311	0:43,742
	0:11,345	0:11,426	0:11,603	0:11,512	0:11,564
	0:11,367	0:11,482	0:11,595	0:11,447	0:11,555
	0:11,361	0:11,593	0:11,507	0:11,462	0:11,753
	0:11,766	0:11,482	0:12,082	0:11,443	0:11,554
	0:11,353	0:11,495	0:11,523	0:11,439	0:11,709
	0:11,388	0:11,529	0:11,541	0:11,469	0:11,608
	0:11,345	0:11,531	0:11,650	0:11,427	0:11,685
	0:11,355	0:11,464	0:11,630	0:11,392	0:11,656
	0:11,583	0:11,520	0:11,935	0:11,541	0:11,574
	0:11,594	0:11,622	0:11,856	0:11,563	0:11,699
	0:11,393	0:11,494	0:11,704	0:11,805	0:11,777
	0:11,457	0:11,478	0:11,625	0:11,724	0:11,691
	0:11,591	0:11,451	0:11,695	0:11,793	0:11,549
	0:11,505	0:11,620	0:12,014	0:12,201	0:11,817

DMSB-Reglir:208/2018

R 23 DSKM (KZ2) Race 2

Die schnellsten Zeiten

Ort	Nr. Fahrername	Streckl.	Zeit	Ø Speed
Ziel	284 Müller, Julian	1107 m	0:42,503	93,8 km/h
Sektion 1	204 Federer, Fabian	329 m	0:12,278	96,5 km/h
Sektion 2	284 Müller, Julian	475 m	0:18,776	91,1 km/h
Sektion 3	242 Kreiners, Marijn	303 m	0:11,282	96,7 km/h

	Smr.230 Vorhaug,Päi NOR CRG Holland	Smr.211 Mrosek,Michael DEU Team AK RACING	Smr.237 Lang,Hannah GBR MK Racing	Smr.201 Pex,Jorrit NLD CRG Holland	Smr.287 Köhler,Leon DEU Energy corse srl
	theoretisch mögliche Bestzeit 0:43,309	theoretisch mögliche Bestzeit 0:43,358	theoretisch mögliche Bestzeit 0:43,300	theoretisch mögliche Bestzeit 0:42,571	theoretisch mögliche Bestzeit 0:43,768
	Ziel Sektion 1 Sektion 2 Sektion 3	Ziel Sektion 1 Sektion 2 Sektion 3	Ziel Sektion 1 Sektion 2 Sektion 3	Ziel Sektion 1 Sektion 2 Sektion 3	Ziel Sektion 1 Sektion 2 Sektion 3
best	0:43,378 0:12,538 0:19,245 0:11,526	0:43,445 0:12,526 0:19,223 0:11,609	0:43,506 0:12,394 0:19,212 0:11,694	0:42,711 0:12,329 0:18,870 0:11,372	0:43,916 0:12,755 0:19,351 0:11,662
Runde 1	0:50,069 0:16,078 0:21,736 0:12,255	0:48,955 0:14,965 0:21,768 0:12,222	0:51,516 0:16,481 0:22,243 0:12,792	0:47,656 0:15,145 0:20,377 0:12,134	0:49,449 0:15,565 0:21,644 0:12,240
Runde 2	0:45,566 0:13,184 0:20,064 0:12,318	0:45,380 0:13,516 0:20,012 0:11,852	0:45,001 0:13,094 0:20,020 0:11,887	0:45,069 0:13,620 0:19,576 0:11,873	0:44,473 0:12,935 0:19,608 0:11,930
Runde 3	0:44,979 0:13,334 0:19,646 0:11,999	0:44,908 0:13,437 0:19,572 0:11,899	0:44,436 0:12,826 0:19,718 0:11,892	0:43,583 0:12,743 0:19,225 0:11,615	0:44,502 0:12,969 0:19,629 0:11,904
Runde 4	0:44,541 0:13,227 0:19,537 0:11,777	0:45,603 0:13,288 0:19,615 0:12,700	0:44,183 0:12,787 0:19,609 0:11,787	0:43,410 0:12,638 0:19,201 0:11,571	0:43,916 0:12,903 0:19,351 0:11,662
Runde 5	0:44,587 0:13,036 0:19,690 0:11,861	0:45,422 0:13,573 0:19,994 0:11,855	0:44,609 0:13,073 0:19,631 0:11,905	0:42,958 0:12,540 0:19,006 0:11,412	0:44,085 0:12,755 0:19,367 0:11,963
Runde 6	0:43,848 0:12,708 0:19,451 0:11,689	0:43,843 0:12,737 0:19,417 0:11,689	0:44,375 0:13,169 0:19,470 0:11,736	0:43,092 0:12,538 0:19,040 0:11,514	
Runde 7	0:44,418 0:12,981 0:19,656 0:11,781	0:44,422 0:12,697 0:20,006 0:11,719	0:44,095 0:12,681 0:19,625 0:11,789	0:42,775 0:12,533 0:18,870 0:11,372	
Runde 8	0:43,874 0:12,642 0:19,619 0:11,613	0:43,798 0:12,770 0:19,355 0:11,673	0:43,859 0:12,693 0:19,457 0:11,709	0:42,743 0:12,356 0:18,955 0:11,432	
Runde 9	0:44,018 0:12,813 0:19,597 0:11,608	0:43,787 0:12,593 0:19,427 0:11,767	0:43,844 0:12,665 0:19,485 0:11,694	0:42,711 0:12,329 0:19,002 0:11,380	
Runde 10	0:43,913 0:12,889 0:19,465 0:11,559	0:43,940 0:12,927 0:19,322 0:11,691	0:44,074 0:12,896 0:19,451 0:11,727		
Runde 11	0:43,563 0:12,591 0:19,257 0:11,715	0:43,445 0:12,550 0:19,223 0:11,672	0:43,506 0:12,471 0:19,328 0:11,707		
Runde 12	0:43,901 0:12,874 0:19,312 0:11,715	0:44,308 0:12,526 0:19,924 0:11,858	0:43,976 0:12,746 0:19,486 0:11,744		
Runde 13	0:43,540 0:12,639 0:19,312 0:11,589	0:43,532 0:12,587 0:19,286 0:11,659	0:43,548 0:12,605 0:19,212 0:11,731		
Runde 14	0:43,663 0:12,555 0:19,317 0:11,791	0:43,735 0:12,620 0:19,359 0:11,756	0:43,677 0:12,394 0:19,407 0:11,876		
Runde 15	0:43,565 0:12,668 0:19,320 0:11,577	0:43,925 0:12,984 0:19,316 0:11,625	0:43,855 0:12,747 0:19,401 0:11,707		
Runde 16	0:43,437 0:12,636 0:19,245 0:11,556	0:43,519 0:12,615 0:19,295 0:11,609	0:43,828 0:12,735 0:19,390 0:11,703		
Runde 17	0:43,458 0:12,564 0:19,294 0:11,600	0:43,606 0:12,558 0:19,250 0:11,798	0:43,725 0:12,521 0:19,412 0:11,792		
Runde 18	0:43,800 0:12,963 0:19,285 0:11,552	0:43,674 0:12,626 0:19,401 0:11,647	0:43,874 0:12,591 0:19,415 0:11,868		
Runde 19	0:43,403 0:12,606 0:19,258 0:11,539	0:43,619 0:12,648 0:19,351 0:11,620	0:44,858 0:12,784 0:19,742 0:12,332		
Runde 20	0:43,378 0:12,572 0:19,280 0:11,526	0:43,565 0:12,584 0:19,253 0:11,728	0:44,018 0:12,640 0:19,424 0:11,954		
Runde 21	0:43,667 0:12,711 0:19,258 0:11,698	0:43,763 0:12,559 0:19,294 0:11,910	0:44,577 0:12,693 0:19,490 0:12,394		
Runde 22	0:43,544 0:12,538 0:19,365 0:11,641	0:43,671 0:12,687 0:19,339 0:11,645	0:44,761 0:12,822 0:19,687 0:12,252		
Runde 23	0:43,536 0:12,554 0:19,347 0:11,635	0:43,543 0:12,635 0:19,249 0:11,659	0:45,384 0:12,857 0:19,733 0:12,794		

DMSB-Reg Nr.: 206 / 2018

R 23 DSKM (K2) Race 2

Die schnellsten Zeiten

Ort	Nr. Fahrername	Zeit	Streckenl.	Ø Speed
Ziel	284 Müller, Julian	0:42,503	1107 m	93,8 km/h
Sektion 1	204 Federer, Fabian	0:12,278	329 m	96,5 km/h
Sektion 2	284 Müller, Julian	0:18,776	475 m	91,1 km/h
Sektion 3	242 Kremers, Marijn	0:11,282	303 m	96,7 km/h

 Stmr. 210 Horn, Moritz
 DEU

TB Racing Team

theoretisch mögliche Bestzeit 0:40,417

Ziel Sektion 1 Sektion 2 Sektion 3

0:15,927 0:24,490

0:15,927 0:24,490

Runde 1

Runde 2

Stmr. 224 Lanzani, William

ITA

BIREL ART RACING KSW

theoretisch mögliche Bestzeit 0:00,000

Ziel Sektion 1 Sektion 2 Sektion 3

Ziel Sektion 1 Sektion 2 Sektion 3

Ziel Sektion 1 Sektion 2 Sektion 3

Ziel Sektion 1 Sektion 2 Sektion 3

Ziel Sektion 1 Sektion 2 Sektion 3

R 17 DSKM (KZZ) Race 1

Strecke / track: 1107m

fastest Lap Stell, Daniel at: 0:42,330

started: 27 classified: 27 not classified: 0

Doc. 56

Pos	Stf. Nr.	Fahrer Driver	Nation	Bewerber/Sponsor	Nation	Lizenz/B-Lizenz	Chassis/Motor/Reifen	Points	Runden Laps	Gesamtzeit Differenz	Abstand Gap	beste Runde best Lap	in N. in L.	o Geschw. g Speed
1	203	Pex, Stan	NLD	CRG Holland	NLD	31772 15521	CRG / TM / Vega	25	23	16:32,149		0:42,399	19	92,4 km/h 94 km/h
2	204	Federer, Fabian	ITA	SRP Racing Team	DEU	353643 KBF1156791	CRG / TM / Vega	20	23	16:33,438 0:01,289	0:01,289	0:42,500	18	92,3 km/h 93,8 km/h
3	212	Specken, Guust	NLD	Guust Specken	NLD	33443 33443	BirelART / Vortex / Vega	16	23	16:34,081 0:01,932	0:00,643	0:42,604	6	92,2 km/h 93,5 km/h
4	232	Maticic, André	DEU	Solgar Motorsport	DEU	IKB 1083048 KBF 1079882	BirelART / TM / Vega	13	23	16:35,113 0:02,964	0:01,032	0:42,555	11	92,1 km/h 93,6 km/h
5	201	Pex, Jorrit	NLD	CRG Holland	NLD	27382 15521	CRG / TM / Vega	11	23	16:35,461 0:03,312	0:00,348	0:42,571	18	92,1 km/h 93,6 km/h
6	218	Tubben, Max	NLD	CRG Holland	NLD	33495 15521	CRG / TM / Vega	10	23	16:35,916 0:03,767	0:00,455	0:42,634	11	92 km/h 93,5 km/h
7	231	Paul, Maximilian	DEU	DR S.R.L.	ITA	IKB 1140086 296449	DR / Modena / Vega	9	23	16:36,238 0:04,089	0:00,322	0:42,651	7	92 km/h 93,4 km/h
8	221	Stell, Daniel	DEU	DS Kartsport	DEU	IKB 1138227 KBF 1154357	MACH1 / TM / Vega	8	23	16:37,477 0:05,228	0:01,239	0:42,330	20	91,9 km/h 94,1 km/h
9	242	Kremers, Marijn	ITA	BIREL ART RACING S.R.L.	ITA	28576 370004	BIREL ART / TM / Vega	7	23	16:38,613 0:06,464	0:01,136	0:42,550	16	91,8 km/h 93,2 km/h
10	284	Müller, Julian	DEU	Mach1 Motorsport	DEU	IKC 1137671 KBF 1005514	Mach1 / TM / Vega	*	23	16:40,670 0:08,521	0:02,057	0:42,764	15	91,6 km/h 93,2 km/h
11	207	Nilsson, Brandon	SWE	GOLD BY BRANDON RACING	SWE	199502194174 574	Righetti Ridolfi / TM / Vega	6	23	16:43,611 0:11,462	0:02,941	0:42,880	19	91,3 km/h 92,9 km/h
12	223	Schmitz, Alexander	DEU	Renda Motorsport S.A.S.	ITA	IKA 1120614 322880	Tony Kart / Vortex / Vega	5	23	16:43,770 0:11,621	0:00,159	0:42,560	7	91,3 km/h 93,6 km/h
13	210	Horn, Moritz	DEU	TB Racing Team	DEU	IKB 1132818 KBF 1116906	Kart Republic / TM / Vega	4	23	16:45,334 0:13,185	0:01,564	0:42,721	13	91,2 km/h 93,3 km/h
14	211	Mrosek, Michael	DEU	Team AK RACING	AUT	IKC 1131164 BK 005	Formula K / TM / Vega	3	23	16:46,613 0:14,464	0:01,279	0:42,963	12	91,1 km/h 92,8 km/h
15	224	Lanzeni, William	ITA	BIREL ART RACING KSW	AUT	355886 BK 102	BirelART / TM / Vega	2	23	16:46,911 0:14,762	0:00,298	0:42,713	7	91 km/h 93,3 km/h
16	227	Tschentscher, Toni	DEU	SRP Racing Team	DEU	IKC 1133992 KBF 1156791	CRG / TM / Vega	1	23	16:47,744 0:15,595	0:00,833	0:43,026	6	91 km/h 92,6 km/h
17	233	Davies, Dylan	NLD	Zanardi Racing Team	NLD	19701 28613	Zanardi / TM / Vega	0	23	16:47,999 0:15,850	0:00,255	0:42,773	7	90,9 km/h 93,2 km/h
18	217	Tornqvist-Persson, Benjamin	SWE	CRG Holland	NLD	19981031459; 15521	CRG / TM / Vega	0	23	16:51,015 0:18,866	0:03,016	0:42,871	18	90,7 km/h 93 km/h
19	238	Jilek, Michal	CZE	Solgar Motorsport	DEU	18450808 KBF 1079882	BirelART / TM / Vega	0	23	16:53,630 0:21,481	0:02,615	0:42,962	18	90,4 km/h 92,8 km/h
20	230	Varhaug, Pål	NOR	CRG Holland	NLD	28345 15521	CRG / TM / Vega	0	23	16:55,061 0:22,912	0:01,431	0:42,981	21	90,3 km/h 92,3 km/h
21	228	Pieruszek, Kevin	DEU	BIREL ART RACING KSW	AUT	IKB 1124247 BK 102	RK / TM / Vega	0	23	16:57,185 0:25,036	0:02,124	0:42,626	17	90,1 km/h 93,5 km/h
22	241	Peklin, Ivan	UKR	Victory Racing Team	UKR	CS 28.0009.11 CT 28.0005.18	Birel Art / TM / Vega	0	23	16:58,838 0:26,889	0:01,653	0:42,805	8	90 km/h 93,1 km/h
23	237	Lang, Hannah	GBR	MK Racing	GBR	212874 273486	Tony Kart / Vortex / Vega	0	23	17:08,492 0:36,343	0:09,654	0:43,630	8	89,1 km/h 91,3 km/h
24	274	Van Leeuwen, Martijn	NLD	Energy Corse srl	ITA	30816 295423	Energy / TM / Vega	*	6	4:54,929 17 R	17 R	0:42,655	6	89,4 km/h 93,4 km/h
25	287	Köhler, Leon	DEU	Energy corse srl	ITA	IKB 1164981 295423	Energy / Vortex / Vega	*	3	2:29,069 20 R	3 R	0:44,378	3	89,2 km/h 89,8 km/h
26	271	Jöcker, Nico	DEU	Millennium Racing Team	DEU	IKC1138684 KBF 1095578	Kosmic / Vortex / Vega	*	1	0:53,563 22 R	2 R	0:48,148	1	74,4 km/h 82,8 km/h
27	213	Netagovskii, Daniel	CZE	Gregor Kart s.r.o.	CZE	925 338	CRG / TM / Vega	0	1	1:58,665 22 R	1:05,102	1:53,128	1	33,6 km/h 35,2 km/h

StNr. 241,223,221,233 5 sec penalty Frontfaring

Rennleitung: Volker Ehekircher Racedirektor: Thomas Lainer
 Sportkommissare: Thomas Ferrero / Ulrich Bell / Peter Brings / Tobias Amann
 Techn. Kommissare: H.-J. Dangers / A.Sengpiel / M. Grasshoff / C. Schmidt / D.Pietzko
 Zeitnahme: KART-DATA timing service Franz Schieszler / Martin Summerer

Zeinnahme / timekeeping
 control *Schieszler*
 Franz Schieszler
 Aushangzeit : 10:47:32



14	213	Gregor Kart s.r.o. Netiagovskii Daniel Startposition 27	13	271	Millennium Racing Team Jöcker Nico Startposition 26
13	287	Energy corse srl Köhler Leon Startposition 25	12	274	Energy Corse srl Van Leeuwen Martijn Startposition 24
12	237	MK Racing Lang Hannah Startposition 23	11	241	Victory Racing Team Peklin Ivan Startposition 22
11	228	BIREL ART RACING KSW Pieruszek Kevin Startposition 21	10	230	CRG Holland Varhaug Pål Startposition 20
10	238	Solgat Motorsport Jilek Michal Startposition 19	9	217	CRG Holland Tornqvist-Persson Benjamin Startposition 18
9	233	Zanardi Racing Team Davies Dylan Startposition 17	8	227	SRP Racing Team Tschantscher Toni Startposition 16
8	224	BIREL ART RACING KSW Lanzeni William Startposition 15	7	211	Team AK RACING Mrosek Michael Startposition 14
7	210	TB Racing Team Horn Moritz Startposition 13	6	223	Renda Motorsport S.A.S. Schmitz Alexander Startposition 12
6	207	GOLD BY BRANDON RACING Nilsson Brandon Startposition 11	5	284	Mach1 Motorsport Müller Julian Startposition 10
5	242	BIREL ART RACING S.R.L. Kremers Marijn Startposition 9	4	221	DS Kartsport Stell Daniel Startposition 8
4	231	DR S.R.L. Paul Maximilian Startposition 7	3	218	CRG Holland Tubben Max Startposition 6
3	201	CRG Holland Pex Jorrit Startposition 5	2	232	Solgat Motorsport Maticic André Startposition 4
2	212	Guust Speken Speken Guust Startposition 3	1	204	SRP Racing Team Federer Fabian Startposition 2
1	203	CRG Holland Pex Stan Startposition 1			



Starting Grid DSKM (KZ2) Race 2

Rennen 23




DMSB-RegNr: 206/2018

R 17 DSKM (K22) Race 1

Strecke / track: 1107

Fahrename Driver	Pex Stan	Stell Daniel	Federer Fabian	Spekten Guust	Mafisic André	Pex Jorrit	Tubben Max	Paul Maximilian	Kremers Marijn	Schmitz Alexander	Müller Julian	Davies Dylan
schnellste Runde in Runde	0:42,399 Rn. 19	0:42,330 Rn. 20	0:42,500 Rn. 18	0:42,604 Rn. 6	0:42,555 Rn. 11	0:42,571 Rn. 18	0:42,634 Rn. 11	0:42,651 Rn. 7	0:42,550 Rn. 16	0:42,560 Rn. 7	0:42,764 Rn. 15	0:42,773 Rn. 7
Speed	94,0 km/h	94,1 km/h	93,8 km/h	93,5 km/h	93,6 km/h	93,6 km/h	93,5 km/h	93,4 km/h	93,7 km/h	93,6 km/h	93,2 km/h	93,2 km/h
Lap 1	0:46,178	0:46,320	0:45,619	0:46,354	0:46,195	0:47,068	0:45,950	0:46,483	0:45,358	0:47,321	0:47,998	0:46,753
Lap 2	0:43,528	0:43,432	0:43,713	0:43,448	0:43,668	0:44,098	0:43,734	0:43,457	0:43,701	0:43,883	0:44,322	0:43,418
Lap 3	0:43,352	0:42,914	0:43,251	0:43,306	0:43,024	0:43,378	0:43,280	0:43,341	0:43,312	0:42,957	0:44,060	0:43,270
Lap 4	0:42,866	0:42,967	0:43,115	0:42,704	0:42,766	0:42,912	0:43,373	0:43,335	0:42,985	0:43,100	0:43,384	0:43,387
Lap 5	0:43,093	0:43,089	0:42,883	0:43,043	0:43,552	0:42,863	0:42,723	0:42,994	0:42,961	0:42,922	0:43,163	0:42,848
Lap 6	0:42,541	0:42,520	0:42,614	0:42,604	0:42,567	0:42,922	0:42,994	0:43,369	0:42,577	0:42,991	0:42,830	0:42,815
Lap 7	0:42,657	0:42,555	0:42,721	0:42,921	0:43,359	0:42,646	0:42,763	0:42,651	0:42,675	0:42,560	0:43,100	0:42,773
Lap 8	0:42,811	0:42,811	0:42,850	0:42,923	0:43,361	0:42,773	0:43,100	0:42,883	0:42,797	0:42,781	0:43,051	0:43,091
Lap 9	0:43,024	0:43,200	0:43,537	0:42,844	0:42,712	0:43,190	0:43,279	0:43,807	0:43,132	0:44,455	0:42,945	0:43,514
Lap 10	0:42,928	0:43,048	0:42,901	0:42,779	0:42,847	0:42,657	0:42,693	0:42,731	0:42,895	0:42,770	0:43,043	0:42,782
Lap 11	0:43,109	0:43,084	0:43,131	0:42,664	0:42,555	0:42,636	0:42,634	0:42,701	0:43,086	0:42,776	0:42,905	0:42,780
Lap 12	0:43,023	0:43,190	0:43,489	0:43,094	0:42,795	0:42,923	0:42,807	0:42,806	0:43,038	0:42,951	0:42,902	0:43,287
Lap 13	0:43,015	0:42,626	0:43,066	0:43,129	0:43,027	0:42,645	0:42,893	0:42,803	0:43,048	0:42,725	0:42,848	0:42,818
Lap 14	0:43,023	0:42,962	0:42,798	0:42,770	0:42,869	0:42,670	0:42,905	0:42,848	0:42,970	0:42,791	0:42,797	0:42,923
Lap 15	0:43,159	0:43,140	0:42,990	0:42,984	0:42,905	0:42,735	0:42,845	0:43,155	0:48,394	0:43,372	0:42,764	0:43,621
Lap 16	0:42,815	0:42,829	0:43,323	0:43,344	0:43,368	0:43,174	0:43,540	0:42,883	0:42,550	0:42,699	0:42,963	0:42,809
Lap 17	0:42,854	0:42,910	0:42,660	0:42,640	0:42,851	0:42,757	0:43,178	0:42,883	0:42,863	0:43,560	0:43,001	0:48,376
Lap 18	0:42,439	0:42,425	0:42,500	0:42,881	0:42,809	0:42,571	0:42,807	0:42,818	0:42,728	0:42,938	0:42,863	0:43,028
Lap 19	0:42,399	0:42,538	0:42,618	0:42,643	0:42,790	0:42,859	0:42,835	0:42,739	0:42,579	0:43,054	0:42,925	0:42,899
Lap 20	0:42,500	0:42,330	0:42,510	0:42,653	0:42,766	0:42,749	0:42,908	0:42,775	0:42,675	0:42,801	0:42,948	0:42,957



DMSB-Reg.Nr.:206/2018

R 17 DSKM (K22) Race 1

Strecke / track: 1107

Fahrename Driver	Pex	Stell	Federer	Specken	Mafisic	Pex	Tubben	Paul	Kremers	Schmitz	Müller	Davies
Lap 21	Stan 0:42,590	Daniel 0:42,705	Fabian 0:42,792	Guust 0:42,648	André 0:42,735	Jorrit 0:42,693	Max 0:42,869	Maximilian 0:42,769	Marijn 0:42,959	Alexander 0:43,071	Julian 0:42,903	Dylan 0:42,949
Lap 22	0:42,602	0:42,512	0:42,698	0:42,837	0:42,959	0:42,995	0:42,812	0:42,787	0:42,816	0:43,313	0:42,979	0:42,948
Lap 23	0:42,860	0:43,029	0:42,922	0:42,837	0:43,028	0:43,156	0:42,953	0:42,872	0:43,251	0:43,080	0:43,215	0:43,034



DMSB-RegNr: 206/2018

R 17 DSKM (KZ2) Race 1

Strecke / track: 1107

Fahrername Driver	Nilsson Brandon	Horn Moritz	Mirosek Michael	Lanzani William	Tschentscher Toni	Persson Benjamin	Jilek Michal	Peklin Ivan	Varhaug Pål	Pieruszek Kevin	Lang Hannah	Van Leeuwen Marrtijn
schnellste Runde in Runde	0:42,880 Rn. 19	0:42,721 Rn. 13	0:42,963 Rn. 12	0:42,713 Rn. 7	0:43,026 Rn. 6	0:42,871 Rn. 18	0:42,962 Rn. 18	0:42,805 Rn. 8	0:42,981 Rn. 21	0:42,626 Rn. 17	0:43,630 Rn. 8	0:42,655 Rn. 6
Speed	92,9 km/h	93,3 km/h	92,8 km/h	93,3 km/h	92,6 km/h	93,0 km/h	92,8 km/h	93,1 km/h	92,7 km/h	93,5 km/h	91,3 km/h	93,4 km/h
Lap 1	0:47,601	0:50,204	0:49,249	0:49,941	0:47,644	0:51,947	0:48,648	0:52,183	0:48,640	0:46,407	0:50,573	0:47,192
Lap 2	0:44,376	0:44,608	0:44,899	0:44,537	0:44,332	0:44,782	0:45,040	0:46,966	0:44,711	0:44,362	0:44,703	0:43,761
Lap 3	0:43,628	0:44,301	0:43,470	0:43,435	0:43,857	0:44,072	0:43,606	0:44,494	0:43,670	1:03,889	0:43,899	1:10,577
Lap 4	0:43,377	0:43,668	0:43,135	0:43,268	0:43,225	0:43,341	0:44,215	0:43,321	0:44,479	0:43,220	0:43,641	0:43,145
Lap 5	0:43,241	0:43,278	0:43,223	0:42,919	0:43,264	0:43,081	0:43,751	0:42,978	0:43,932	0:43,047	0:43,721	0:42,828
Lap 6	0:43,175	0:43,241	0:42,973	0:42,898	0:43,026	0:43,801	0:43,862	0:42,924	0:43,600	0:42,918	0:43,859	0:42,655
Lap 7	0:43,097	0:43,111	0:43,082	0:42,713	0:43,150	0:43,316	0:43,162	0:42,997	0:43,150	0:42,909	0:44,394	
Lap 8	0:43,112	0:43,027	0:43,258	0:43,351	0:43,164	0:42,874	0:43,339	0:42,805	0:43,062	0:42,863	0:43,630	
Lap 9	0:43,400	0:42,946	0:43,147	0:42,872	0:43,324	0:43,195	0:45,420	0:43,949	0:43,587	0:42,971	0:44,072	
Lap 10	0:43,048	0:43,191	0:43,602	0:42,901	0:43,326	0:43,140	0:43,333	0:43,175	0:43,469	0:42,762	0:44,752	
Lap 11	0:43,224	0:43,077	0:43,056	0:43,256	0:43,506	0:43,484	0:43,565	0:43,114	0:43,537	0:42,890	0:43,888	
Lap 12	0:43,817	0:43,052	0:42,963	0:42,781	0:44,237	0:43,667	0:43,212	0:43,059	0:43,586	0:42,830	0:44,639	
Lap 13	0:43,204	0:42,721	0:43,028	0:42,959	0:43,453	0:43,885	0:43,644	0:43,263	0:44,619	0:42,916	0:44,101	
Lap 14	0:43,571	0:43,049	0:43,219	0:47,263	0:43,435	0:43,014	0:43,571	0:43,540	0:44,071	0:42,767	0:44,098	
Lap 15	0:43,006	0:43,063	0:43,467	0:42,911	0:43,886	0:43,110	0:43,149	0:43,322	0:43,199	0:42,878	0:44,281	
Lap 16	0:42,991	0:42,970	0:43,074	0:43,157	0:43,138	0:43,059	0:43,097	0:43,540	0:43,484	0:43,023	0:44,375	
Lap 17	0:42,992	0:42,950	0:43,188	0:42,957	0:43,162	0:43,137	0:43,372	0:43,173	0:43,048	0:42,626	0:43,884	
Lap 18	0:42,997	0:43,461	0:43,058	0:42,785	0:43,492	0:42,871	0:42,962	0:43,122	0:43,427	0:42,769	0:43,866	
Lap 19	0:42,880	0:42,878	0:43,031	0:43,101	0:43,654	0:42,957	0:43,156	0:43,225	0:44,245	0:42,923	0:43,904	
Lap 20	0:42,945	0:42,729	0:43,223	0:42,872	0:43,377	0:43,035	0:43,287	0:42,807	0:43,193	0:42,645	0:44,126	



DMSB-RegNr: 206/2018

R 17 DSKM (KZ2) Race 1

Strecke / track: 1107

Fahrername Driver	Nilsson Brandon	Horn Moritz	Mrosek Michael	Lanzeni William	Tschentscher Toni	Persson Benjamin	Jilek Michal	Peklin Ivan	Varhaug Pål	Pieruszek Kevin	Lang Hannah	Van Leeuwen Martiijn
Lap 21	0:43,063	0:43,043	0:43,662	0:42,758	0:43,197	0:43,261	0:43,278	0:42,982	0:42,981	0:42,689	0:44,375	
Lap 22	0:42,945	0:42,793	0:43,215	0:42,823	0:43,329	0:43,008	0:43,329	0:43,168	0:43,499	0:43,158	0:44,605	
Lap 23	0:42,991	0:42,913	0:43,480	0:42,942	0:43,371	0:43,655	0:43,931	0:43,961	0:43,644	0:43,079	0:45,294	



DMSB-RegNr: 206/2018

R 17 DSKM (KZ2) Race 1

Strecke / track: 1107

Fahrername Driver	Köhler Leon	Jöcker Nico	Netiagovskii Daniel
schnellste Runde in Runde	0:44,378 Rn. 3	0:48,148 Rn. 1	1:53,128 Rn. 1
Speed	89,8 km/h	82,8 km/h	35,2 km/h
Lap 1	<u>0:48,187</u>	<u>0:48,148</u>	<u>1:53,128</u>
Lap 2	0:51,027		
Lap 3	<u>0:44,378</u>		
Lap 4			
Lap 5			
Lap 6			
Lap 7			
Lap 8			
Lap 9			
Lap 10			
Lap 11			
Lap 12			
Lap 13			
Lap 14			
Lap 15			
Lap 16			
Lap 17			
Lap 18			
Lap 19			
Lap 20			

DMSB-RegNr: 206/2018

R 17 DSKM (KZ2) Race 1

Strecke / track: 1107

Fahrername Driver	Köhler Leon	Jöcker Nico	Netiagovskii Daniel
Lap 21			
Lap 22			
Lap 23			

R 17 DSKM (K22) Race 1

Ziel		Sektion 1		Sektion 2		Sektion 3	
Fahrername	Zeit	Fahrername	Zeit	Fahrername	Zeit	Fahrername	Zeit
1 221 Stell,Daniel	0:42,330	242 Kremers,Martijn	0:12,279	221 Stell,Daniel	0:18,699	221 Stell,Daniel	0:11,236
2 203 Pex,Stan	0:42,399	204 Federer,Fabian	0:12,288	242 Kremers,Martijn	0:18,781	203 Pex,Stan	0:11,239
3 204 Federer,Fabian	0:42,500	203 Pex,Stan	0:12,296	212 Specken,Guust	0:18,785	223 Schmitz,Alexander	0:11,239
4 242 Kremers,Martijn	0:42,550	201 Pex,Jorrit	0:12,308	204 Federer,Fabian	0:18,791	242 Kremers,Martijn	0:11,254
5 232 Matisic,André	0:42,555	221 Stell,Daniel	0:12,309	203 Pex,Stan	0:18,792	212 Specken,Guust	0:11,299
6 223 Schmitz,Alexander	0:42,560	228 Pieruszek,Kevin	0:12,311	284 Müller,Julian	0:18,816	218 Tubben,Max	0:11,303
7 201 Pex,Jorrit	0:42,571	223 Schmitz,Alexander	0:12,320	232 Matisic,André	0:18,818	204 Federer,Fabian	0:11,305
8 212 Specken,Guust	0:42,604	231 Paul,Maximilian	0:12,331	274 Van Leeuwen,Martijn	0:18,826	224 Lanzani,William	0:11,315
9 228 Pieruszek,Kevin	0:42,626	210 Horn,Moritz	0:12,333	201 Pex,Jorrit	0:18,845	232 Matisic,André	0:11,324
10 218 Tubben,Max	0:42,634	232 Matisic,André	0:12,334	233 Davies,Dylan	0:18,871	233 Davies,Dylan	0:11,347
11 231 Paul,Maximilian	0:42,651	218 Tubben,Max	0:12,350	228 Pieruszek,Kevin	0:18,876	231 Paul,Maximilian	0:11,353
12 274 Van Leeuwen,Martijn	0:42,655	217 Tornqvist-Persson,Benjai	0:12,352	218 Tubben,Max	0:18,885	230 Varhaug,Pål	0:11,354
13 224 Lanzani,William	0:42,713	212 Specken,Guust	0:12,374	231 Paul,Maximilian	0:18,891	217 Tornqvist-Persson,Benjai	0:11,374
14 210 Horn,Moritz	0:42,721	224 Lanzani,William	0:12,375	224 Lanzani,William	0:18,891	241 Peklin,Ivan	0:11,375
15 284 Müller,Julian	0:42,764	274 Van Leeuwen,Martijn	0:12,375	207 Nilsson,Brandon	0:18,894	228 Pieruszek,Kevin	0:11,379
16 233 Davies,Dylan	0:42,773	207 Nilsson,Brandon	0:12,384	241 Peklin,Ivan	0:18,902	201 Pex,Jorrit	0:11,381
17 241 Peklin,Ivan	0:42,805	241 Peklin,Ivan	0:12,395	210 Horn,Moritz	0:18,905	210 Horn,Moritz	0:11,386
18 217 Tornqvist-Persson,Benjai	0:42,871	233 Davies,Dylan	0:12,401	223 Schmitz,Alexander	0:18,944	227 Tschentscher,Toni	0:11,398
19 207 Nilsson,Brandon	0:42,880	211 Mrosek,Michael	0:12,420	238 Jilek,Michal	0:18,978	211 Mrosek,Michael	0:11,407
20 238 Jilek,Michal	0:42,962	284 Müller,Julian	0:12,427	227 Tschentscher,Toni	0:19,012	284 Müller,Julian	0:11,411
21 211 Mrosek,Michael	0:42,963	238 Jilek,Michal	0:12,442	211 Mrosek,Michael	0:19,033	274 Van Leeuwen,Martijn	0:11,439
22 230 Varhaug,Pål	0:42,981	230 Varhaug,Pål	0:12,443	217 Tornqvist-Persson,Benjai	0:19,047	238 Jilek,Michal	0:11,478
23 227 Tschentscher,Toni	0:43,026	237 Lang,Hannah	0:12,455	230 Varhaug,Pål	0:19,055	207 Nilsson,Brandon	0:11,496
24 237 Lang,Hannah	0:43,630	227 Tschentscher,Toni	0:12,474	237 Lang,Hannah	0:19,327	237 Lang,Hannah	0:11,712
25 287 Köhler,Leon	0:44,378	287 Köhler,Leon	0:12,593	287 Köhler,Leon	0:19,605	287 Köhler,Leon	0:11,716
26 271 Jöcker,Nico	0:48,148	271 Jöcker,Nico	0:14,911	271 Jöcker,Nico	0:20,753	271 Jöcker,Nico	0:12,484
27 213 Nettagovskii,Daniel	1:53,128	213 Nettagovskii,Daniel	0:15,693	213 Nettagovskii,Daniel	0:23,447	213 Nettagovskii,Daniel	1:05,092

DMSB-Reglir: 208/2018

R 17 DSKM (KZ2) Race 1

Die schnellsten Zeiten

Ort	Nr. Fahrername	Streckl.	Zeit	Ø Speed
Ziel	221 Stiel/Daniel	1107 m	0:42,330	94,1 km/h
Sektion 1	242 Kreiners,Marlijn	329 m	0:12,279	96,5 km/h
Sektion 2	221 Stiel/Daniel	475 m	0:18,699	91,4 km/h
Sektion 3	221 Stiel/Daniel	303 m	0:11,236	97,1 km/h

	Snr.203 Pex,Stan NLD CRG Holland		Snr.221 Stiel,Daniel DEU DS Kartsport		Snr.204 Federer,Fabian ITA SRP Racing Team		Snr.212 Specken,Guust NLD Guust Specken		Snr.232 Maticic,André DEU Solgat Motorsport							
	theoretisch mögliche Bestzeit	Ziel	theoretisch mögliche Bestzeit	Ziel	theoretisch mögliche Bestzeit	Ziel	theoretisch mögliche Bestzeit	Ziel	theoretisch mögliche Bestzeit	Ziel						
best	0:42,399	0:12,296	0:18,792	0:11,239	0:42,330	0:12,309	0:18,699	0:11,236	0:42,330	0:12,374	0:18,785	0:11,299	0:42,555	0:12,334	0:18,818	0:11,324
Runde 1	0:46,178	0:15,045	0:19,424	0:11,709	0:46,320	0:14,661	0:19,862	0:11,797	0:46,354	0:14,301	0:20,226	0:11,827	0:46,195	0:14,503	0:19,975	0:11,717
Runde 2	0:43,528	0:12,732	0:19,180	0:11,616	0:43,432	0:12,794	0:19,204	0:11,434	0:43,448	0:12,753	0:19,178	0:11,517	0:43,668	0:12,900	0:19,284	0:11,484
Runde 3	0:43,352	0:12,630	0:19,033	0:11,689	0:42,914	0:12,455	0:18,982	0:11,477	0:43,306	0:12,649	0:19,171	0:11,486	0:43,024	0:12,576	0:19,021	0:11,427
Runde 4	0:42,866	0:12,510	0:18,978	0:11,378	0:42,967	0:12,447	0:19,043	0:11,477	0:42,704	0:12,374	0:18,997	0:11,333	0:42,766	0:12,443	0:18,967	0:11,356
Runde 5	0:43,093	0:12,726	0:18,894	0:11,473	0:43,089	0:12,493	0:18,860	0:11,236	0:43,043	0:12,469	0:19,021	0:11,553	0:43,552	0:12,944	0:19,037	0:11,571
Runde 6	0:42,541	0:12,443	0:18,859	0:11,239	0:42,520	0:12,329	0:18,904	0:11,287	0:42,604	0:12,520	0:18,785	0:11,299	0:42,567	0:12,418	0:18,818	0:11,331
Runde 7	0:42,657	0:12,435	0:18,793	0:11,429	0:42,555	0:12,453	0:18,805	0:11,297	0:42,921	0:12,592	0:18,982	0:11,347	0:43,359	0:12,889	0:18,988	0:11,482
Runde 8	0:42,811	0:12,498	0:18,899	0:11,414	0:42,811	0:12,554	0:18,781	0:11,476	0:42,923	0:12,712	0:18,890	0:11,321	0:43,361	0:12,950	0:18,975	0:11,436
Runde 9	0:43,024	0:12,739	0:18,889	0:11,396	0:43,200	0:12,943	0:18,864	0:11,393	0:42,844	0:12,583	0:18,890	0:11,371	0:42,712	0:12,466	0:18,910	0:11,336
Runde 10	0:42,928	0:12,617	0:18,870	0:11,441	0:43,048	0:12,796	0:18,836	0:11,416	0:42,779	0:12,596	0:18,851	0:11,332	0:42,847	0:12,471	0:19,051	0:11,325
Runde 11	0:43,109	0:12,639	0:18,992	0:11,478	0:43,084	0:12,607	0:18,818	0:11,659	0:42,664	0:12,435	0:18,899	0:11,330	0:42,555	0:12,334	0:18,885	0:11,336
Runde 12	0:43,023	0:12,653	0:18,974	0:11,396	0:43,190	0:12,894	0:18,784	0:11,512	0:43,094	0:12,724	0:19,045	0:11,325	0:42,795	0:12,424	0:19,005	0:11,366
Runde 13	0:43,015	0:12,616	0:18,906	0:11,493	0:42,626	0:12,600	0:18,699	0:11,327	0:43,129	0:12,827	0:18,878	0:11,424	0:43,027	0:12,682	0:18,948	0:11,397
Runde 14	0:43,023	0:12,685	0:18,903	0:11,435	0:42,962	0:12,887	0:18,832	0:11,243	0:42,770	0:12,477	0:18,924	0:11,369	0:42,869	0:12,570	0:18,902	0:11,397
Runde 15	0:43,159	0:12,578	0:18,823	0:11,758	0:43,140	0:12,674	0:18,749	0:11,717	0:42,984	0:12,594	0:18,827	0:11,563	0:42,905	0:12,496	0:18,980	0:11,429
Runde 16	0:42,815	0:12,526	0:18,868	0:11,421	0:42,829	0:12,724	0:18,745	0:11,360	0:43,344	0:12,958	0:18,940	0:11,446	0:43,368	0:12,837	0:19,112	0:11,419
Runde 17	0:42,854	0:12,554	0:18,899	0:11,401	0:42,910	0:12,600	0:18,801	0:11,509	0:42,640	0:12,431	0:18,849	0:11,360	0:42,851	0:12,538	0:18,938	0:11,375
Runde 18	0:42,439	0:12,326	0:18,792	0:11,321	0:42,425	0:12,356	0:18,706	0:11,363	0:42,881	0:12,539	0:18,911	0:11,431	0:42,809	0:12,348	0:18,914	0:11,547
Runde 19	0:42,399	0:12,296	0:18,826	0:11,277	0:42,538	0:12,492	0:18,796	0:11,250	0:42,643	0:12,438	0:18,834	0:11,371	0:42,790	0:12,450	0:18,932	0:11,408
Runde 20	0:42,500	0:12,336	0:18,873	0:11,291	0:42,330	0:12,309	0:18,710	0:11,311	0:42,653	0:12,438	0:18,846	0:11,369	0:42,766	0:12,495	0:18,947	0:11,324
Runde 21	0:42,590	0:12,396	0:18,879	0:11,315	0:42,705	0:12,417	0:18,823	0:11,465	0:42,648	0:12,408	0:18,875	0:11,365	0:42,735	0:12,492	0:18,890	0:11,353
Runde 22	0:42,602	0:12,435	0:18,821	0:11,346	0:42,512	0:12,377	0:18,728	0:11,407	0:42,837	0:12,579	0:18,903	0:11,355	0:42,959	0:12,547	0:19,004	0:11,408
Runde 23	0:42,860	0:12,595	0:18,892	0:11,373	0:43,029	0:12,582	0:18,986	0:11,461	0:42,837	0:12,431	0:18,920	0:11,486	0:43,028	0:12,555	0:19,049	0:11,424



DEUTSCHE KART-MEISTERSCHAFTEN 2018 27-29 / 07 / 2018

DMSB-Reglir:208/2018

R 17 DSKM (KZ2) Race 1

Die schnellsten Zeiten

Ort	Nr. Fahrername	Streckl.	Zeit	Ø Speed
Ziel	221 Stiel/Daniel	1107 m	0:42,330	94,1 km/h
Sektion 1	242 Kreiners,Marlijn	329 m	0:12,279	96,5 km/h
Sektion 2	221 Stiel/Daniel	475 m	0:18,699	91,4 km/h
Sektion 3	221 Stiel/Daniel	303 m	0:11,236	97,1 km/h

	Smr.201 Pex,Jorrit NLD CRG Holland		Smr.218 Tubben,Max NLD CRG Holland		Smr.231 Paul,Maximilian DEU DR S.R.L.		Smr.242 Kreiners,Marlijn ITA BIREL ART RACING S.R.L.		Smr.223 Schmitz,Alexander DEU Rendo Motorsport S.A.S.											
	theoretisch mögliche Bestzeit	Ziel	theoretisch mögliche Bestzeit	Ziel	theoretisch mögliche Bestzeit	Ziel	theoretisch mögliche Bestzeit	Ziel	theoretisch mögliche Bestzeit	Ziel										
best	0:42,571	0:12,308	0:18,845	0:11,381	0:42,634	0:12,350	0:18,885	0:11,303	0:42,651	0:12,331	0:18,891	0:11,353	0:42,550	0:12,279	0:18,781	0:11,254	0:42,560	0:12,320	0:18,944	0:11,239
Runde 1	0:47,068	0:14,675	0:20,398	0:11,995	0:45,950	0:14,212	0:19,992	0:11,746	0:46,483	0:14,418	0:20,228	0:11,837	0:45,358	0:14,349	0:19,369	0:11,640	0:47,321	0:15,019	0:20,456	0:11,846
Runde 2	0:44,098	0:12,830	0:19,278	0:11,990	0:43,734	0:12,902	0:19,203	0:11,629	0:43,457	0:12,711	0:19,172	0:11,574	0:43,701	0:12,743	0:19,259	0:11,699	0:43,883	0:12,853	0:19,310	0:11,720
Runde 3	0:43,378	0:12,797	0:19,108	0:11,473	0:43,280	0:12,653	0:19,182	0:11,445	0:43,341	0:12,657	0:19,216	0:11,468	0:43,312	0:12,657	0:19,146	0:11,509	0:42,957	0:12,632	0:18,995	0:11,330
Runde 4	0:42,912	0:12,369	0:19,125	0:11,418	0:43,373	0:12,975	0:19,073	0:11,325	0:43,335	0:12,809	0:19,058	0:11,468	0:42,985	0:12,538	0:19,062	0:11,385	0:43,100	0:12,486	0:19,042	0:11,572
Runde 5	0:42,863	0:12,339	0:19,063	0:11,461	0:42,723	0:12,425	0:18,963	0:11,335	0:42,994	0:12,603	0:18,944	0:11,447	0:42,961	0:12,610	0:19,029	0:11,322	0:42,922	0:12,506	0:18,988	0:11,428
Runde 6	0:42,922	0:12,669	0:18,872	0:11,381	0:42,994	0:12,703	0:18,949	0:11,342	0:43,369	0:12,737	0:19,194	0:11,438	0:42,577	0:12,468	0:18,781	0:11,328	0:42,991	0:12,471	0:19,111	0:11,409
Runde 7	0:42,646	0:12,314	0:18,913	0:11,419	0:42,763	0:12,513	0:18,885	0:11,365	0:42,651	0:12,407	0:18,891	0:11,353	0:42,675	0:12,488	0:18,848	0:11,339	0:42,560	0:12,366	0:18,955	0:11,239
Runde 8	0:42,773	0:12,379	0:18,894	0:11,500	0:43,100	0:12,638	0:19,010	0:11,452	0:42,883	0:12,501	0:18,940	0:11,442	0:42,797	0:12,458	0:18,952	0:11,387	0:42,781	0:12,357	0:18,976	0:11,448
Runde 9	0:43,190	0:12,748	0:19,021	0:11,421	0:43,279	0:12,930	0:18,956	0:11,393	0:43,807	0:13,305	0:19,057	0:11,445	0:43,132	0:12,777	0:18,956	0:11,399	0:44,455	0:13,932	0:19,150	0:11,373
Runde 10	0:42,657	0:12,386	0:18,861	0:11,410	0:42,693	0:12,409	0:18,952	0:11,332	0:42,731	0:12,448	0:18,927	0:11,356	0:42,895	0:12,459	0:19,019	0:11,417	0:42,770	0:12,414	0:19,000	0:11,356
Runde 11	0:42,636	0:12,314	0:18,884	0:11,438	0:42,634	0:12,350	0:18,981	0:11,303	0:42,701	0:12,376	0:18,905	0:11,420	0:43,086	0:12,577	0:19,092	0:11,417	0:42,776	0:12,320	0:19,014	0:11,442
Runde 12	0:42,923	0:12,417	0:19,093	0:11,413	0:42,807	0:12,478	0:19,011	0:11,318	0:42,806	0:12,460	0:18,926	0:11,420	0:43,038	0:12,616	0:18,984	0:11,438	0:42,951	0:12,552	0:19,051	0:11,348
Runde 13	0:42,645	0:12,319	0:18,931	0:11,395	0:42,893	0:12,613	0:18,926	0:11,354	0:42,803	0:12,412	0:18,946	0:11,445	0:43,048	0:12,588	0:19,001	0:11,459	0:42,725	0:12,332	0:18,990	0:11,403
Runde 14	0:42,670	0:12,319	0:18,925	0:11,426	0:42,905	0:12,512	0:19,046	0:11,347	0:42,848	0:12,373	0:19,022	0:11,453	0:42,970	0:12,586	0:18,992	0:11,392	0:42,791	0:12,346	0:19,036	0:11,409
Runde 15	0:42,735	0:12,308	0:18,872	0:11,555	0:42,845	0:12,415	0:18,970	0:11,460	0:43,155	0:12,752	0:18,928	0:11,475	0:43,394	0:12,542	0:18,961	0:16,891	0:43,372	0:12,863	0:18,959	0:11,550
Runde 16	0:43,174	0:12,454	0:19,109	0:11,611	0:43,540	0:12,789	0:19,142	0:11,609	0:42,883	0:12,514	0:18,921	0:11,448	0:42,550	0:12,412	0:18,884	0:11,254	0:42,699	0:12,340	0:18,944	0:11,415
Runde 17	0:42,757	0:12,461	0:18,898	0:11,398	0:43,178	0:12,774	0:18,957	0:11,447	0:42,883	0:12,436	0:18,971	0:11,476	0:42,863	0:12,538	0:18,965	0:11,360	0:43,560	0:12,534	0:19,636	0:11,390
Runde 18	0:42,571	0:12,315	0:18,870	0:11,386	0:42,807	0:12,425	0:18,983	0:11,399	0:42,818	0:12,355	0:19,003	0:11,460	0:42,728	0:12,366	0:19,013	0:11,349	0:42,938	0:12,453	0:19,059	0:11,426
Runde 19	0:42,859	0:12,481	0:18,944	0:11,434	0:42,835	0:12,463	0:18,921	0:11,451	0:42,739	0:12,331	0:18,961	0:11,447	0:42,579	0:12,279	0:18,980	0:11,320	0:43,054	0:12,515	0:19,108	0:11,431
Runde 20	0:42,749	0:12,398	0:18,911	0:11,440	0:42,908	0:12,446	0:19,079	0:11,383	0:42,775	0:12,433	0:18,919	0:11,423	0:42,675	0:12,381	0:18,968	0:11,326	0:42,801	0:12,463	0:18,966	0:11,372
Runde 21	0:42,693	0:12,383	0:18,845	0:11,465	0:42,869	0:12,435	0:18,992	0:11,442	0:42,769	0:12,359	0:18,974	0:11,436	0:42,959	0:12,545	0:18,895	0:11,519	0:43,071	0:12,379	0:19,239	0:11,453
Runde 22	0:42,995	0:12,655	0:18,950	0:11,390	0:42,812	0:12,430	0:19,013	0:11,369	0:42,787	0:12,331	0:18,949	0:11,507	0:42,816	0:12,425	0:18,986	0:11,405	0:43,313	0:12,808	0:18,991	0:11,514
Runde 23	0:43,156	0:12,462	0:18,966	0:11,728	0:42,953	0:12,431	0:18,980	0:11,542	0:42,872	0:12,457	0:18,907	0:11,508	0:43,251	0:12,480	0:19,186	0:11,585	0:43,080	0:12,425	0:19,029	0:11,626

R 17 DSKM (KZ2) Race 1

Die schnellsten Zeiten

Ort	Nr. Fahrername	Streckl.	Zeit	Ø Speed
Ziel	221 Stiel/Daniel	1107 m	0:42,330	94,1 km/h
Sektion 1	242 Kreiners,Marlijn	329 m	0:12,279	96,5 km/h
Sektion 2	221 Stiel/Daniel	475 m	0:18,699	91,4 km/h
Sektion 3	221 Stiel/Daniel	303 m	0:11,236	97,1 km/h

	Smr.284 Müller,Julian DEU Mach1 Motorsport		Smr.233 Davies,Dylan NLD Zanardi Racing Team		Smr.207 Nilsson,Brandon SWE GOLD BY BRANDON RACING		Smr.210 Horn,Moritz DEU TB Racing Team		Smr.211 Mrosek,Michael DEU Team AK RACING							
	theoretisch mögliche Bestzeit	Ziel	theoretisch mögliche Bestzeit	Ziel	theoretisch mögliche Bestzeit	Ziel	theoretisch mögliche Bestzeit	Ziel	theoretisch mögliche Bestzeit	Ziel						
best	0:42,764	0:12,427	0:18,816	0:11,411	0:42,773	0:12,401	0:18,871	0:11,347	0:42,771	0:12,333	0:18,905	0:11,386	0:42,963	0:12,420	0:19,033	0:11,407
Runde 1	0:47,998	0:15,891	0:20,183	0:11,924	0:46,753	0:14,634	0:20,266	0:11,853	0:50,204	0:17,279	0:20,730	0:12,195	0:49,249	0:15,287	0:20,767	0:13,195
Runde 2	0:44,322	0:12,942	0:19,728	0:11,652	0:43,418	0:12,708	0:19,196	0:11,514	0:44,608	0:13,252	0:19,487	0:11,869	0:44,899	0:13,788	0:19,460	0:11,651
Runde 3	0:44,060	0:13,195	0:19,312	0:11,553	0:43,270	0:12,634	0:19,109	0:11,527	0:44,301	0:13,391	0:19,389	0:11,521	0:43,470	0:12,593	0:19,308	0:11,569
Runde 4	0:43,384	0:12,859	0:19,047	0:11,478	0:43,387	0:12,835	0:19,074	0:11,478	0:43,668	0:12,746	0:19,371	0:11,551	0:43,135	0:12,491	0:19,149	0:11,495
Runde 5	0:43,163	0:12,455	0:19,034	0:11,674	0:42,848	0:12,490	0:18,972	0:11,386	0:43,278	0:12,590	0:19,144	0:11,544	0:43,223	0:12,482	0:19,194	0:11,547
Runde 6	0:42,830	0:12,511	0:18,908	0:11,411	0:42,815	0:12,489	0:18,871	0:11,455	0:43,241	0:12,663	0:19,088	0:11,490	0:43,082	0:12,488	0:19,049	0:11,436
Runde 7	0:43,100	0:12,482	0:19,018	0:11,600	0:42,773	0:12,476	0:18,948	0:11,349	0:43,111	0:12,518	0:19,178	0:11,415	0:43,082	0:12,600	0:19,073	0:11,409
Runde 8	0:43,051	0:12,442	0:19,087	0:11,522	0:43,091	0:12,680	0:18,974	0:11,437	0:43,027	0:12,492	0:19,039	0:11,496	0:43,258	0:12,535	0:19,218	0:11,505
Runde 9	0:42,945	0:12,556	0:18,900	0:11,489	0:43,514	0:13,021	0:19,059	0:11,434	0:42,946	0:12,429	0:19,097	0:11,420	0:43,147	0:12,526	0:19,118	0:11,503
Runde 10	0:43,043	0:12,551	0:18,966	0:11,526	0:42,782	0:12,465	0:18,970	0:11,347	0:43,048	0:12,489	0:19,044	0:11,515	0:43,602	0:13,105	0:19,090	0:11,407
Runde 11	0:42,905	0:12,549	0:18,935	0:11,421	0:42,780	0:12,445	0:18,897	0:11,438	0:43,224	0:12,564	0:19,149	0:11,511	0:43,056	0:12,451	0:19,078	0:11,527
Runde 12	0:42,902	0:12,520	0:18,958	0:11,424	0:43,287	0:12,724	0:19,127	0:11,436	0:43,052	0:12,492	0:19,083	0:11,477	0:42,963	0:12,421	0:19,083	0:11,509
Runde 13	0:42,848	0:12,429	0:18,916	0:11,503	0:42,818	0:12,401	0:18,951	0:11,466	0:43,204	0:12,542	0:19,043	0:11,619	0:43,028	0:12,458	0:19,086	0:11,534
Runde 14	0:42,797	0:12,487	0:18,847	0:11,463	0:42,923	0:12,523	0:18,968	0:11,432	0:43,571	0:12,909	0:19,101	0:11,561	0:43,049	0:12,484	0:19,099	0:11,517
Runde 15	0:42,764	0:12,448	0:18,816	0:11,500	0:43,621	0:13,162	0:18,957	0:11,502	0:43,006	0:12,488	0:18,968	0:11,550	0:43,063	0:12,419	0:19,017	0:11,627
Runde 16	0:42,963	0:12,518	0:18,962	0:11,483	0:42,809	0:12,420	0:18,983	0:11,406	0:42,991	0:12,487	0:18,983	0:11,521	0:43,074	0:12,444	0:19,140	0:11,490
Runde 17	0:43,001	0:12,540	0:18,967	0:11,494	0:48,376	0:12,475	0:23,800	0:12,101	0:42,992	0:12,477	0:18,980	0:11,535	0:43,188	0:12,505	0:19,139	0:11,544
Runde 18	0:42,863	0:12,427	0:18,948	0:11,488	0:43,028	0:12,532	0:19,002	0:11,494	0:42,997	0:12,385	0:19,060	0:11,552	0:43,058	0:12,420	0:19,130	0:11,508
Runde 19	0:42,925	0:12,476	0:18,951	0:11,498	0:42,899	0:12,506	0:18,951	0:11,442	0:42,880	0:12,400	0:18,984	0:11,496	0:43,031	0:12,440	0:19,074	0:11,517
Runde 20	0:42,948	0:12,454	0:18,961	0:11,533	0:42,957	0:12,468	0:19,054	0:11,435	0:42,945	0:12,384	0:18,994	0:11,667	0:43,223	0:12,576	0:19,176	0:11,471
Runde 21	0:42,903	0:12,492	0:18,928	0:11,483	0:42,949	0:12,474	0:19,024	0:11,451	0:43,063	0:12,424	0:19,123	0:11,516	0:43,662	0:12,526	0:19,241	0:11,895
Runde 22	0:42,979	0:12,456	0:19,063	0:11,460	0:42,948	0:12,451	0:18,984	0:11,513	0:42,945	0:12,398	0:19,012	0:11,535	0:43,215	0:12,469	0:19,140	0:11,606
Runde 23	0:43,215	0:12,537	0:19,069	0:11,609	0:43,034	0:12,488	0:19,066	0:11,480	0:42,991	0:12,425	0:19,042	0:11,524	0:43,480	0:12,578	0:19,258	0:11,644

R 17 DSKM (KZ2) Race 1

Die schnellsten Zeiten

Ort	Nr. Fahrername	Streckl.	Zeit	Ø Speed
Ziel	221 Stiel/Daniel	1107 m	0:42,330	94,1 km/h
Sektion 1	242 Kreiners,Marlijn	329 m	0:12,279	96,5 km/h
Sektion 2	221 Stiel/Daniel	475 m	0:18,699	91,4 km/h
Sektion 3	221 Stiel/Daniel	303 m	0:11,236	97,1 km/h

	Snr.224 Lunzeni,William ITA BIREL ART RACING KSW theoretisch mögliche Bestzeit 0:42,581	Snr.227 Tschentscher,Toni DEU SRP Racing Team theoretisch mögliche Bestzeit 0:42,884	Snr.217 Tomqvist-Persson,Benjamin SWE CRG Holland theoretisch mögliche Bestzeit 0:42,773	Snr.238 Jilek,Michal CZE Solgat Motorsport theoretisch mögliche Bestzeit 0:42,898	Snr.241 Peklin,Ivan UKR Victory Racing Team theoretisch mögliche Bestzeit 0:42,672
best	Ziel Sektion 1 Sektion 2 Sektion 3	Ziel Sektion 1 Sektion 2 Sektion 3	Ziel Sektion 1 Sektion 2 Sektion 3	Ziel Sektion 1 Sektion 2 Sektion 3	Ziel Sektion 1 Sektion 2 Sektion 3
Runde 1	0:49,941 0:17,903 0:20,059 0:11,979	0:47,644 0:15,073 0:20,488 0:12,083	0:51,947 0:17,859 0:21,196 0:12,892	0:48,648 0:15,951 0:19,983 0:12,714	0:52,183 0:19,268 0:20,562 0:12,353
Runde 2	0:44,537 0:13,212 0:19,517 0:11,808	0:44,332 0:13,321 0:19,323 0:11,688	0:44,782 0:13,376 0:19,574 0:11,832	0:45,040 0:13,676 0:19,596 0:11,768	0:46,966 0:13,172 0:21,626 0:12,168
Runde 3	0:43,435 0:12,525 0:19,312 0:11,598	0:43,857 0:12,626 0:19,724 0:11,507	0:44,072 0:12,723 0:19,747 0:11,602	0:43,606 0:12,540 0:19,460 0:11,606	0:44,494 0:13,415 0:19,573 0:11,506
Runde 4	0:43,268 0:12,653 0:19,168 0:11,447	0:43,225 0:12,637 0:19,139 0:11,449	0:43,341 0:12,558 0:19,286 0:11,497	0:44,215 0:13,329 0:19,277 0:11,609	0:43,321 0:12,502 0:19,358 0:11,461
Runde 5	0:42,919 0:12,463 0:19,040 0:11,416	0:43,264 0:12,666 0:19,164 0:11,434	0:43,081 0:12,402 0:19,145 0:11,534	0:43,751 0:12,591 0:19,622 0:11,538	0:42,978 0:12,395 0:19,126 0:11,457
Runde 6	0:42,898 0:12,491 0:19,053 0:11,354	0:43,026 0:12,605 0:19,022 0:11,399	0:43,801 0:12,435 0:19,441 0:11,925	0:43,862 0:12,980 0:19,264 0:11,618	0:42,924 0:12,408 0:19,050 0:11,466
Runde 7	0:42,713 0:12,375 0:19,023 0:11,315	0:43,150 0:12,691 0:19,061 0:11,398	0:43,316 0:12,653 0:19,229 0:11,434	0:43,162 0:12,501 0:19,072 0:11,589	0:42,997 0:12,598 0:19,024 0:11,375
Runde 8	0:43,351 0:13,004 0:18,919 0:11,428	0:43,164 0:12,608 0:19,091 0:11,465	0:42,874 0:12,440 0:19,060 0:11,374	0:43,339 0:12,498 0:19,063 0:11,778	0:42,805 0:12,421 0:18,902 0:11,482
Runde 9	0:42,872 0:12,514 0:18,891 0:11,467	0:43,324 0:12,790 0:19,076 0:11,458	0:43,195 0:12,605 0:19,048 0:11,542	0:45,420 0:14,335 0:19,486 0:11,599	0:43,949 0:12,569 0:19,505 0:11,875
Runde 10	0:42,901 0:12,531 0:19,009 0:11,361	0:43,326 0:12,737 0:19,130 0:11,459	0:43,140 0:12,522 0:19,048 0:11,570	0:43,333 0:12,636 0:19,202 0:11,495	0:43,175 0:12,782 0:18,937 0:11,456
Runde 11	0:43,256 0:12,809 0:19,026 0:11,421	0:43,506 0:12,962 0:19,108 0:11,436	0:43,484 0:12,500 0:19,321 0:11,663	0:43,565 0:12,647 0:19,216 0:11,702	0:43,114 0:12,633 0:19,040 0:11,441
Runde 12	0:42,781 0:12,435 0:18,904 0:11,442	0:44,237 0:13,400 0:19,260 0:11,577	0:43,667 0:12,845 0:19,298 0:11,524	0:43,212 0:12,515 0:19,035 0:11,662	0:43,059 0:12,460 0:19,083 0:11,516
Runde 13	0:42,959 0:12,595 0:18,944 0:11,420	0:43,453 0:12,906 0:19,078 0:11,469	0:43,885 0:12,660 0:19,315 0:11,910	0:43,644 0:12,775 0:19,074 0:11,795	0:43,263 0:12,470 0:19,098 0:11,695
Runde 14	0:47,263 0:16,655 0:19,160 0:11,448	0:43,435 0:12,651 0:19,141 0:11,643	0:43,014 0:12,472 0:19,047 0:11,495	0:43,571 0:12,891 0:19,134 0:11,546	0:43,540 0:12,852 0:19,168 0:11,520
Runde 15	0:42,911 0:12,444 0:19,032 0:11,435	0:43,886 0:13,007 0:19,289 0:11,590	0:43,110 0:12,512 0:19,122 0:11,476	0:43,149 0:12,514 0:19,119 0:11,516	0:43,322 0:12,645 0:19,110 0:11,567
Runde 16	0:43,157 0:12,690 0:19,085 0:11,382	0:43,138 0:12,529 0:19,154 0:11,455	0:43,059 0:12,401 0:19,134 0:11,524	0:43,097 0:12,601 0:19,018 0:11,478	0:43,540 0:12,646 0:19,334 0:11,560
Runde 17	0:42,957 0:12,513 0:19,062 0:11,382	0:43,162 0:12,474 0:19,012 0:11,676	0:43,137 0:12,449 0:19,122 0:11,566	0:43,372 0:12,687 0:19,054 0:11,631	0:43,173 0:12,466 0:19,091 0:11,616
Runde 18	0:42,785 0:12,436 0:18,954 0:11,395	0:43,492 0:12,910 0:19,148 0:11,434	0:42,871 0:12,352 0:19,075 0:11,444	0:42,962 0:12,442 0:18,978 0:11,542	0:43,122 0:12,522 0:19,059 0:11,541
Runde 19	0:43,101 0:12,632 0:19,035 0:11,434	0:43,654 0:13,027 0:19,095 0:11,532	0:42,957 0:12,411 0:19,081 0:11,465	0:43,156 0:12,489 0:19,101 0:11,566	0:43,225 0:12,692 0:19,113 0:11,420
Runde 20	0:42,872 0:12,551 0:18,974 0:11,347	0:43,377 0:12,603 0:19,208 0:11,566	0:43,035 0:12,396 0:19,201 0:11,438	0:43,287 0:12,570 0:19,073 0:11,644	0:42,807 0:12,424 0:18,949 0:11,434
Runde 21	0:42,758 0:12,418 0:18,930 0:11,410	0:43,197 0:12,688 0:19,078 0:11,431	0:43,261 0:12,411 0:19,313 0:11,537	0:43,278 0:12,527 0:19,141 0:11,610	0:42,982 0:12,431 0:19,047 0:11,504
Runde 22	0:42,823 0:12,474 0:18,955 0:11,394	0:43,329 0:12,786 0:19,030 0:11,513	0:43,008 0:12,439 0:19,173 0:11,396	0:43,329 0:12,588 0:19,184 0:11,557	0:43,168 0:12,486 0:19,036 0:11,646
Runde 23	0:42,942 0:12,443 0:19,011 0:11,488	0:43,371 0:12,559 0:19,104 0:11,708	0:43,655 0:12,488 0:19,289 0:11,878	0:43,931 0:12,961 0:19,216 0:11,754	0:43,961 0:12,882 0:19,192 0:11,887

R 17 DSKM (KZ2) Race 1

Die schnellsten Zeiten

Ort	Nr. Fahrername	Streckl.	Zeit	Ø Speed
Ziel	221 Stiel Daniel	1107 m	0:42,330	94,1 km/h
Sektion 1	242 Kreiners,Marlijn	329 m	0:12,279	96,5 km/h
Sektion 2	221 Stiel Daniel	475 m	0:18,699	91,4 km/h
Sektion 3	221 Stiel Daniel	303 m	0:11,236	97,1 km/h

	Smr.230 Vorhaug,Päi NOR CRG Holland	Smr.228 Pieruszek,Kevin DEU BIREL ART RACING KSW	Smr.237 Lang,Hannah GBR MK Racing	Smr.274 Van Leeuwen,Marlijn NLD Energy Corse srl	Smr.287 Köhler,Leon DEU Energy corse srl
	theoretisch mögliche Bestzeit 0:42,852	theoretisch mögliche Bestzeit 0:42,566	theoretisch mögliche Bestzeit 0:43,494	theoretisch mögliche Bestzeit 0:42,640	theoretisch mögliche Bestzeit 0:43,914
Ziel	Sektion 1 0:12,443 Sektion 2 0:19,055 Sektion 3 0:11,354	Sektion 1 0:12,311 Sektion 2 0:18,876 Sektion 3 0:11,379	Sektion 1 0:12,455 Sektion 2 0:19,327 Sektion 3 0:11,712	Sektion 1 0:12,375 Sektion 2 0:18,826 Sektion 3 0:11,439	Sektion 1 0:12,593 Sektion 2 0:19,605 Sektion 3 0:11,716
Runde 1	0:48,640 0:16,538 0:20,101 0:12,001	0:46,407 0:14,268 0:20,352 0:11,787	0:50,573 0:17,783 0:20,585 0:12,205	0:47,192 0:14,703 0:20,494 0:11,995	0:48,187 0:15,437 0:20,057 0:12,693
Runde 2	0:44,711 0:13,373 0:19,520 0:11,818	0:44,362 0:12,832 0:19,421 0:12,109	0:44,703 0:12,992 0:19,797 0:11,914	0:43,761 0:12,857 0:19,137 0:11,767	0:51,027 0:18,537 0:19,889 0:12,601
Runde 3	0:43,670 0:12,667 0:19,440 0:11,563	0:03,889 0:13,081 0:39,082 0:11,726	0:43,899 0:12,600 0:19,587 0:11,712	1:10,577 0:12,878 0:46,096 0:11,603	0:44,378 0:13,057 0:19,605 0:11,716
Runde 4	0:44,479 0:13,469 0:19,382 0:11,628	0:43,220 0:12,471 0:19,208 0:11,541	0:43,641 0:12,494 0:19,362 0:11,785	0:43,145 0:12,542 0:19,128 0:11,475	
Runde 5	0:43,932 0:12,928 0:19,495 0:11,509	0:43,047 0:12,427 0:19,105 0:11,515	0:43,721 0:12,554 0:19,419 0:11,748	0:42,828 0:12,375 0:19,014 0:11,439	
Runde 6	0:43,600 0:12,603 0:19,227 0:11,770	0:42,918 0:12,399 0:19,034 0:11,485	0:43,859 0:12,455 0:19,515 0:11,889	0:42,655 0:12,376 0:18,826 0:11,453	
Runde 7	0:43,150 0:12,506 0:19,290 0:11,354	0:42,909 0:12,438 0:19,051 0:11,420	0:44,394 0:12,976 0:19,557 0:11,861		
Runde 8	0:43,062 0:12,516 0:19,055 0:11,491	0:42,863 0:12,353 0:18,995 0:11,515	0:43,630 0:12,505 0:19,327 0:11,798		
Runde 9	0:43,587 0:12,861 0:19,189 0:11,537	0:42,971 0:12,405 0:19,122 0:11,444	0:44,072 0:12,577 0:19,607 0:11,888		
Runde 10	0:43,469 0:12,627 0:19,332 0:11,510	0:42,762 0:12,344 0:18,959 0:11,459	0:44,752 0:13,372 0:19,581 0:11,799		
Runde 11	0:43,537 0:12,540 0:19,516 0:11,481	0:42,890 0:12,446 0:19,027 0:11,417	0:43,888 0:12,653 0:19,365 0:11,870		
Runde 12	0:43,586 0:12,717 0:19,295 0:11,574	0:42,830 0:12,338 0:19,051 0:11,441	0:44,639 0:12,624 0:19,991 0:12,024		
Runde 13	0:44,619 0:12,940 0:19,369 0:12,310	0:42,916 0:12,326 0:19,111 0:11,479	0:44,101 0:12,547 0:19,638 0:11,916		
Runde 14	0:44,071 0:13,304 0:19,264 0:11,503	0:42,767 0:12,336 0:18,943 0:11,428	0:44,098 0:12,643 0:19,684 0:11,771		
Runde 15	0:43,199 0:12,573 0:19,120 0:11,506	0:42,878 0:12,390 0:18,955 0:11,533	0:44,281 0:12,599 0:19,759 0:11,923		
Runde 16	0:43,484 0:12,731 0:19,230 0:11,523	0:43,023 0:12,478 0:19,062 0:11,483	0:44,375 0:12,583 0:19,822 0:11,970		
Runde 17	0:43,048 0:12,497 0:19,074 0:11,477	0:42,626 0:12,357 0:18,876 0:11,393	0:43,884 0:12,561 0:19,422 0:11,901		
Runde 18	0:43,427 0:12,491 0:19,416 0:11,520	0:42,769 0:12,319 0:18,985 0:11,465	0:43,866 0:12,462 0:19,508 0:11,896		
Runde 19	0:44,245 0:13,412 0:19,274 0:11,559	0:42,923 0:12,434 0:19,072 0:11,417	0:43,904 0:12,567 0:19,387 0:11,950		
Runde 20	0:43,193 0:12,489 0:19,223 0:11,481	0:42,645 0:12,311 0:18,955 0:11,379	0:44,126 0:12,645 0:19,462 0:12,019		
Runde 21	0:42,981 0:12,443 0:19,084 0:11,454	0:42,689 0:12,334 0:18,939 0:11,416	0:44,375 0:12,609 0:19,568 0:12,198		
Runde 22	0:43,499 0:12,512 0:19,353 0:11,634	0:43,158 0:12,583 0:19,111 0:11,464	0:44,605 0:12,744 0:19,664 0:12,197		
Runde 23	0:43,644 0:12,702 0:19,404 0:11,538	0:43,079 0:12,444 0:19,126 0:11,509	0:45,294 0:12,856 0:19,902 0:12,536		



DMSB-Reg Nr.: 206 / 2018

R 17 DSKM (KZ2) Race 1

Die schnellsten Zeiten

Ort	Nr. Fahrername	Zeit	Streckenl.	Ø Speed
Ziel	221 Stiel, Daniel	0:42,330	1107 m	94,1 km/h
Sektion 1	242 Kreiners, Marijn	0:12,279	329 m	96,5 km/h
Sektion 2	221 Stiel, Daniel	0:18,699	475 m	91,4 km/h
Sektion 3	221 Stiel, Daniel	0:11,236	303 m	97,1 km/h

Stnr. 271 Jöcker, Nico
DEU

Millennium Racing Team

theoretisch mögliche Bestzeit 0:48,148

Ziel Sektion 1 Sektion 2 Sektion 3

best 0:48,148 0:14,911 0:20,753 0:12,484

Runde 1 0:48,148 0:14,911 0:20,753 0:12,484

Runde 2

Stnr. 213 Neřingovskii, Daniel
CZE

Gregor Kart s.r.o.

theoretisch mögliche Bestzeit 1:44,232

Ziel Sektion 1 Sektion 2 Sektion 3

best 1:53,128 0:15,693 0:23,447 1:05,092

Runde 1 1:53,128 0:15,693 0:23,447 1:05,092

Runde 2 0:15,693 0:23,447

	Ziel	Sektion 1	Sektion 2	Sektion 3	Ziel	Sektion 1	Sektion 2	Sektion 3	Ziel	Sektion 1	Sektion 2	Sektion 3

Warm Up DSKM (KZ2)

Strecke / track: 1107m
 started: 27 classified: 27 not classified: 0

Doc. 51

Pos	Str. Nr.	Fahrer Driver	Nation	Bewerber/Sponsor	Nation	Lizenz/B-Lizenz	Chassis/Motor/Reifen	Runden Laps	Gesamtzeit Differenz	Abstand Gap	beste Runde best Lap	in R. in L.	o Geschw. o Speed
1	221	Stell, Daniel	DEU	DS Kartsport	DEU	IKB 1138227 KBF 1154357 31772	MACH1 / TM / Vega	12			0:41,928	12	95,0 km/h
2	203	Pex, Stan	NLD	CRG Holland	NLD	15521	CRG / TM / Vega	10	0:00,322	0:00,322	0:42,250	10	94,3 km/h
3	223	Schmitz, Alexander	DEU	Renda Motorsport S.A.S.	ITA	IKA 1120614 322880	Tony Kart / Vortex / Vega	11	0:00,338	0:00,016	0:42,266	11	94,3 km/h
4	204	Federer, Fabian	ITA	SRP Racing Team	DEU	353643 KBF1156791	CRG / TM / Vega	13	0:00,440	0:00,102	0:42,368	12	94,1 km/h
5	284	Müller, Julian	DEU	Mach1 Motorsport	DEU	IKC 1137671 KBF 1005514	Mach1 / TM / Vega	13	0:00,451	0:00,011	0:42,379	13	94,0 km/h
6	228	Pieruszek, Kevin	DEU	BIREL ART RACING KSW	AUT	IKB 1124247 BK 102	RK / TM / Vega	12	0:00,474	0:00,023	0:42,402	9	94,0 km/h
7	242	Kremers, Marijn	ITA	BIREL ART RACING S.R.L.	ITA	28576 370004	BIREL ART / TM / Vega	11	0:00,489	0:00,015	0:42,417	11	94,0 km/h
8	232	Maticic, André	DEU	Solgat Motorsport	DEU	IKB 1083048 KBF 1079882	BirelART / TM / Vega	12	0:00,490	0:00,001	0:42,418	12	94,0 km/h
9	231	Paul, Maximilian	DEU	DR S.R.L.	ITA	IKB 1140086 296449	DR / Modena / Vega	12	0:00,530	0:00,040	0:42,458	12	93,9 km/h
10	274	Van Leeuwen, Martijn	NLD	Energy Corse srl	ITA	30816 295423	Energy / TM / Vega	12	0:00,561	0:00,031	0:42,489	12	93,8 km/h
11	201	Pex, Jorrit	NLD	CRG Holland	NLD	27382 15521	CRG / TM / Vega	10	0:00,578	0:00,017	0:42,506	8	93,8 km/h
12	212	Specken, Guust	NLD	Guust Specken	NLD	33443 33443	BirelART / Vortex / Vega	13	0:00,599	0:00,021	0:42,527	13	93,7 km/h
13	213	Netiagovskii, Daniel	CZE	Gregor Kart s.r.o.	CZE	925 338	CRG / TM / Vega	13	0:00,751	0:00,152	0:42,679	10	93,4 km/h
14	227	Tschentscher, Toni	DEU	SRP Racing Team	DEU	IKC 1133992 KBF 1156791	CRG / TM / Vega	10	0:00,827	0:00,076	0:42,755	10	93,2 km/h
15	218	Tubben, Max	NLD	CRG Holland	NLD	33495 15521	CRG / TM / Vega	12	0:00,850	0:00,023	0:42,778	10	93,2 km/h
16	233	Davies, Dylan	NLD	Zanardi Racing Team	NLD	19701 28613	Zanardi / TM / Vega	12	0:00,851	0:00,001	0:42,779	9	93,2 km/h
17	207	Nilsson, Brandon	SWE	GOLD BY BRANDON RACING	SWE	199502194179 574	Righetti Ridolfi / TM / Vega	13	0:00,931	0:00,080	0:42,859	10	93,0 km/h
18	217	Tornqvist-Persson, Benjam	SWE	CRG Holland	NLD	199810314592 15521	CRG / TM / Vega	10	0:00,934	0:00,003	0:42,862	6	93,0 km/h
19	224	Lanzeni, William	ITA	BIREL ART RACING KSW	AUT	355886 BK 102	BirelART / TM / Vega	13	0:00,978	0:00,044	0:42,906	13	92,9 km/h
20	271	Jöcker, Nico	DEU	Millennium Racing Team	DEU	IKC1138684 KBF 1095578	Kosmic / Vortex / Vega	13	0:01,037	0:00,059	0:42,965	10	92,8 km/h
21	241	Peklin, Ivan	UKR	Victory Racing Team	UKR	CS 28.0009.18 CT 28.0005.18	Birel Art / TM / Vega	13	0:01,111	0:00,074	0:43,039	13	92,6 km/h
22	210	Horn, Moritz	DEU	TB Racing Team	DEU	IKB 1132818 KBF 1116906	Kart Republic / TM / Vega	8	0:01,202	0:00,091	0:43,130	8	92,4 km/h
23	211	Mrosek, Michael	DEU	Team AK RACING	AUT	IKC 1131164 BK 005	Formula K / TM / Vega	12	0:01,211	0:00,009	0:43,139	11	92,4 km/h
24	237	Lang, Hannah	GBR	MK Racing	GBR	212874 273486	Tony Kart / Vortex / Vega	13	0:01,290	0:00,079	0:43,218	10	92,2 km/h
25	230	Varhaug, Pål	NOR	CRG Holland	NLD	28345 15521	CRG / TM / Vega	13	0:01,457	0:00,167	0:43,385	13	91,9 km/h
26	238	Jilek, Michal	CZE	Solgat Motorsport	DEU	18AS0808 KBF 1079882	BirelART / TM / Vega	12	0:01,524	0:00,067	0:43,452	10	91,7 km/h
27	287	Köhler, Leon	DEU	Energy corse srl	ITA	IKB 1164981 295423	Energy / Vortex / Vega	1	0:20,260	0:18,736	1:02,188	1	64,1 km/h

Rennleitung: Volker Ehekircher Racedirektor: Thomas Lainer
 Sportkommissare: Thomas Ferrero / Ulrich Bell / Peter Brings / Tobias Amann
 Techn. Kommissare: H.-J. Dangers / A.Sengpiel / M. Grasshoff / C. Schmidt / D.Pietzko
 Zeitnahme: KART-DATA timing service Franz Schieszler / Martin Summerer



DMSB-RegNr: 206/2018

Warm Up DSKM (KZ2)

Strecke / track: 1107 started: 27 classified: 27 not classified: 0

Fahrename Driver	Stell Daniel	Pex Stan	Schmitz Alexander	Federer Fabian	Müller Julian	Pieruszek Kevin	Kremers Marlijn	Matisic André	Paul Maximilian	Van Leeuwen Martijn	Pex Jorrit	Specken Guust
schnellste Runde in Runde	0:41,928 Rn. 12	0:42,250 Rn. 10	0:42,266 Rn. 11	0:42,368 Rn. 12	0:42,379 Rn. 13	0:42,402 Rn. 9	0:42,417 Rn. 11	0:42,418 Rn. 12	0:42,458 Rn. 12	0:42,489 Rn. 12	0:42,506 Rn. 8	0:42,527 Rn. 13
Speed	95,0 km/h	94,3 km/h	94,3 km/h	94,1 km/h	94,0 km/h	94,0 km/h	94,0 km/h	94,0 km/h	93,9 km/h	93,8 km/h	93,8 km/h	93,7 km/h
Lap 1	1:17,087	0:52,917	1:07,929	1:03,588	1:02,419	1:02,230	0:58,039	1:01,178	1:00,273	1:01,081	0:52,553	1:03,866
Lap 2	0:56,416	0:49,325	0:53,903	0:52,878	0:51,108	0:53,860	0:47,858	0:49,443	0:52,972	0:47,733	0:46,748	0:50,914
Lap 3	0:49,607	0:50,082	0:49,792	0:48,407	0:49,057	0:47,546	0:46,273	0:46,759	0:50,706	0:44,168	0:45,560	0:48,585
Lap 4	0:47,687	0:47,041	0:46,994	0:49,142	0:52,153	0:55,813	0:46,745	0:45,233	0:56,670	0:44,361	0:47,169	0:47,650
Lap 5	0:44,726	0:49,298	0:43,528	0:45,481	0:45,404	0:54,456	0:43,747	0:44,347	0:47,001	1:28,985	0:44,385	0:45,998
Lap 6	0:43,811	0:46,929	0:42,872	0:43,795	0:43,396	0:43,312	0:43,037	0:43,238	0:43,672	0:45,098	0:42,975	0:44,847
Lap 7	0:47,724	0:44,318	0:42,513	0:42,833	0:43,150	0:42,679	0:42,833	0:43,498	0:42,888	0:43,005	0:42,743	0:43,061
Lap 8	0:42,651	0:43,346	1:29,874	0:43,161	0:43,485	0:42,818	1:17,956	1:29,774	0:42,798	0:42,780	0:42,506	0:42,602
Lap 9	0:42,215	0:42,509	0:46,916	0:43,756	0:42,605	0:42,402	0:45,334	0:45,035	0:42,812	0:42,738	0:43,359	0:43,475
Lap 10	0:42,017	0:42,250	0:42,593	0:42,417	0:42,610	0:43,017	0:42,616	0:42,633	0:49,794	0:42,837	0:43,870	0:42,746
Lap 11	0:41,955	0:42,970	0:42,266	0:42,970	0:42,621	0:48,652	0:42,417	0:42,537	0:42,860	0:42,756	0:43,359	0:43,361
Lap 12	0:41,928	0:42,368	0:42,266	0:42,368	0:42,396	0:42,437	0:42,417	0:42,418	0:42,458	0:42,489	0:43,870	0:42,670
Lap 13		0:42,388	0:42,379	0:42,388	0:42,379							0:42,527

DMSB-RegNr: 206/2018

Warm Up DSKM (K22)

Strecke / track: 1107 started: 27 classified: 27 not classified: 0

Fahrername Driver	Netigovskii Daniel	Tschentscher Toni	Tubben Max	Davies Dylan	Nilsson Brandon	Persson Benjamin	Lanzeni William	Jöcker Nico	Peklin Ivan	Horn Moritz	Mrosek Michael	Lang Hannah
schnellste Runde	0:42,679 Rn. 10	0:42,755 Rn. 10	0:42,778 Rn. 10	0:42,779 Rn. 9	0:42,859 Rn. 10	0:42,862 Rn. 6	0:42,906 Rn. 13	0:42,965 Rn. 10	0:43,039 Rn. 13	0:43,130 Rn. 8	0:43,139 Rn. 11	0:43,218 Rn. 10
Speed	93,4 km/h	93,2 km/h	93,2 km/h	93,2 km/h	93,0 km/h	93,0 km/h	92,9 km/h	92,8 km/h	92,6 km/h	92,4 km/h	92,4 km/h	92,2 km/h
Lap 1	1:01,124	0:59,408	1:09,019	0:56,502	1:06,271	1:03,877	1:01,224	1:01,142	1:00,223	1:04,917	1:02,549	1:01,694
Lap 2	0:53,933	0:48,796	0:53,822	0:53,712	0:53,075	0:51,822	0:53,758	0:50,992	0:45,715	0:52,368	0:50,736	0:55,518
Lap 3	0:47,403	0:46,877	0:49,854	0:49,942	0:50,551	0:46,957	0:46,384	0:48,915	0:45,202	0:48,438	0:48,415	0:51,813
Lap 4	0:47,516	0:45,242	0:47,360	0:45,503	0:49,078	0:47,282	0:47,207	0:52,603	0:44,338	0:46,484	0:44,624	0:49,544
Lap 5	0:44,800	0:45,400	0:46,097	0:45,782	0:47,808	0:43,159	0:44,257	0:45,975	0:44,215	0:43,911	0:43,627	0:45,071
Lap 6	0:43,557	0:43,590	0:43,529	0:43,388	0:45,272	0:42,862	0:43,005	0:43,661	0:43,911	0:45,209	0:43,807	0:44,099
Lap 7	0:43,166	0:43,734	0:43,497	0:43,672	0:44,741	0:42,874	0:43,023	0:43,684	0:43,291	0:43,428	0:43,589	0:44,722
Lap 8	0:44,132	0:43,464	0:42,906	0:42,902	0:44,043	0:44,834	0:43,787	0:43,409	0:43,305	0:43,130	0:43,577	0:43,685
Lap 9	0:42,945	0:42,796	0:43,090	0:42,779	0:44,349	0:42,927	0:44,857	0:47,720	0:43,310	0:43,428	0:43,650	0:46,598
Lap 10	0:42,679	0:42,755	0:42,778	0:42,969	0:42,859	0:42,866	0:43,031	0:42,965	0:45,343	0:43,130	0:43,564	0:43,218
Lap 11	0:43,112	0:42,802	0:42,802	0:44,884	0:51,229	0:43,890	0:43,890	0:43,571	0:43,855	0:43,428	0:43,139	0:43,557
Lap 12	0:44,212	0:43,837	0:43,837	0:42,791	0:43,196	0:43,070	0:43,070	0:43,613	0:43,598	0:43,130	0:43,438	0:43,366
Lap 13	0:43,173				0:43,810	0:42,906	0:42,906	0:43,028	0:43,039	0:43,130	0:43,438	0:43,670


Warm Up DSKM (KZ2)

Strecke / track: 1107 started: 27 classified: 27 not classified: 0

Fahrername Driver	Varhaug Päl	Jilek Michal	Köhler Leon
schnellste Runde in Runde	0:43,385 Rn. 13	0:43,452 Rn. 10	1:02,188 Rn. 1
Speed	91,9 km/h	91,7 km/h	64,1 km/h
Lap 1	1:01,543	0:58,880	<u>1:02,188</u>
Lap 2	0:51,636	0:52,648	
Lap 3	0:48,918	0:47,330	
Lap 4	0:49,366	0:46,980	
Lap 5	0:45,473	0:44,223	
Lap 6	0:43,926	0:44,089	
Lap 7	0:44,946	0:43,499	
Lap 8	0:44,489	0:45,748	
Lap 9	0:44,932	0:44,482	
Lap 10	0:43,870	<u>0:43,452</u>	
Lap 11	0:45,705	0:46,148	
Lap 12	0:43,413	0:44,407	
Lap 13	<u>0:43,385</u>		

Warm Up DSKM (K22)

Ziel		Sektion 1		Sektion 2		Sektion 3	
Fahrername	Zeit	Fahrername	Zeit	Fahrername	Zeit	Fahrername	Zeit
1 221 Stell,Daniel	0:41,928	242 Kremers,Martijn	0:12,241	221 Stell,Daniel	0:18,567	221 Stell,Daniel	0:11,088
2 203 Pex,Stan	0:42,250	221 Stell,Daniel	0:12,250	203 Pex,Stan	0:18,684	223 Schmitz,Alexander	0:11,163
3 223 Schmitz,Alexander	0:42,266	228 Pieruszek,Kevin	0:12,252	204 Federer,Fabian	0:18,687	203 Pex,Stan	0:11,236
4 204 Federer,Fabian	0:42,368	204 Federer,Fabian	0:12,272	212 Specken,Guust	0:18,751	204 Federer,Fabian	0:11,260
5 284 Müller,Julian	0:42,379	231 Paul,Maximilian	0:12,279	284 Müller,Julian	0:18,764	232 Matisic,André	0:11,275
6 228 Pieruszek,Kevin	0:42,402	201 Pex,Jorrit	0:12,279	228 Pieruszek,Kevin	0:18,764	242 Kremers,Martijn	0:11,278
7 242 Kremers,Martijn	0:42,417	223 Schmitz,Alexander	0:12,292	201 Pex,Jorrit	0:18,768	212 Specken,Guust	0:11,286
8 232 Matisic,André	0:42,418	203 Pex,Stan	0:12,309	242 Kremers,Martijn	0:18,769	284 Müller,Julian	0:11,287
9 231 Paul,Maximilian	0:42,458	232 Matisic,André	0:12,321	223 Schmitz,Alexander	0:18,775	213 Neftagovskii,Daniel	0:11,297
10 274 Van Leeuwen,Martijn	0:42,489	274 Van Leeuwen,Martijn	0:12,322	232 Matisic,André	0:18,822	231 Paul,Maximilian	0:11,316
11 201 Pex,Jorrit	0:42,506	284 Müller,Julian	0:12,324	274 Van Leeuwen,Martijn	0:18,825	201 Pex,Jorrit	0:11,335
12 212 Specken,Guust	0:42,527	207 Nilsson,Brandon	0:12,337	231 Paul,Maximilian	0:18,863	218 Tubben,Max	0:11,335
13 213 Neftagovskii,Daniel	0:42,679	218 Tubben,Max	0:12,390	207 Nilsson,Brandon	0:18,865	217 Tornqvist-Persson,Benjai	0:11,339
14 227 Tschentscher,Toni	0:42,755	224 Lanzani,William	0:12,393	233 Davies,Dylan	0:18,878	274 Van Leeuwen,Martijn	0:11,342
15 218 Tubben,Max	0:42,778	210 Horn,Moritz	0:12,393	213 Neftagovskii,Daniel	0:18,887	207 Nilsson,Brandon	0:11,344
16 233 Davies,Dylan	0:42,779	233 Davies,Dylan	0:12,415	218 Tubben,Max	0:18,912	227 Tschentscher,Toni	0:11,365
17 207 Nilsson,Brandon	0:42,859	217 Tornqvist-Persson,Benjai	0:12,416	227 Tschentscher,Toni	0:18,923	228 Pieruszek,Kevin	0:11,386
18 217 Tornqvist-Persson,Benjai	0:42,862	227 Tschentscher,Toni	0:12,431	210 Horn,Moritz	0:18,968	224 Lanzani,William	0:11,396
19 224 Lanzani,William	0:42,906	237 Lang,Hannah	0:12,433	217 Tornqvist-Persson,Benjai	0:18,977	230 Varhaug,Pål	0:11,401
20 271 Jöcker,Nico	0:42,965	212 Specken,Guust	0:12,437	224 Lanzani,William	0:18,981	233 Davies,Dylan	0:11,403
21 241 Peklin,Ivan	0:43,039	213 Neftagovskii,Daniel	0:12,495	271 Jöcker,Nico	0:18,983	271 Jöcker,Nico	0:11,432
22 210 Horn,Moritz	0:43,130	211 Mrosek,Michael	0:12,512	241 Peklin,Ivan	0:19,053	241 Peklin,Ivan	0:11,446
23 211 Mrosek,Michael	0:43,139	271 Jöcker,Nico	0:12,514	237 Lang,Hannah	0:19,079	210 Horn,Moritz	0:11,446
24 237 Lang,Hannah	0:43,218	241 Peklin,Ivan	0:12,530	211 Mrosek,Michael	0:19,161	211 Mrosek,Michael	0:11,465
25 230 Varhaug,Pål	0:43,385	230 Varhaug,Pål	0:12,588	238 Jilek,Michal	0:19,180	238 Jilek,Michal	0:11,550
26 238 Jilek,Michal	0:43,452	238 Jilek,Michal	0:12,673	230 Varhaug,Pål	0:19,234	237 Lang,Hannah	0:11,692
27 287 Köhler,Leon	1:02,188	287 Köhler,Leon	0:15,208	287 Köhler,Leon	0:22,141	287 Köhler,Leon	0:14,474

Warm Up DSKM (K22)

Die schnellsten Zeiten

Ort	Nr. Fahrername	Streckenl.	Zeit	Ø Speed
Ziel	221 Stell Daniel	1107 m	0:41,928	95,0 km/h
Sektion 1	242 Kreiners,Marlijn	329 m	0:12,241	96,8 km/h
Sektion 2	221 Stell Daniel	475 m	0:18,567	92,1 km/h
Sektion 3	221 Stell Daniel	303 m	0:11,088	98,4 km/h

	Smr.221 Stell Daniel DEU DS Kartsport	Smr.203 Pex,Stan NLD CRG Holland	Smr.223 Schmitz,Alexander DEU Rendo Motorsport S.A.S.	Smr.204 Federer,Fabian ITA SRP Racing Team	Smr.284 Müller,Julian DEU Mach1 Motorsport
	theoretisch mögliche Bestzeit 0:41,905	theoretisch mögliche Bestzeit 0:42,229	theoretisch mögliche Bestzeit 0:42,230	theoretisch mögliche Bestzeit 0:42,219	theoretisch mögliche Bestzeit 0:42,375
Ziel	Sektion 1 0:12,250 Sektion 2 0:11,088 Sektion 3 0:17,270	Sektion 1 0:12,309 Sektion 2 0:18,684 Sektion 3 0:11,236	Sektion 1 0:12,292 Sektion 2 0:18,775 Sektion 3 0:11,163	Sektion 1 0:12,272 Sektion 2 0:18,687 Sektion 3 0:11,260	Sektion 1 0:12,324 Sektion 2 0:18,764 Sektion 3 0:11,287
best	0:41,928	0:42,250	0:42,266	0:42,368	0:42,379
Runde 1	1:17,087 0:28,769 0:31,048 0:17,270	0:52,917 0:16,866 0:22,637 0:13,414	1:07,929 0:23,628 0:28,504 0:15,797	1:03,588 0:21,739 0:26,786 0:15,063	1:02,419 0:21,121 0:26,148 0:15,150
Runde 2	0:56,416 0:17,792 0:24,534 0:14,090	0:49,325 0:14,428 0:21,712 0:13,185	0:53,903 0:16,446 0:23,675 0:13,782	0:52,878 0:16,784 0:23,281 0:12,813	0:51,108 0:15,494 0:22,286 0:13,328
Runde 3	0:49,607 0:14,261 0:21,889 0:13,457	0:50,082 0:15,285 0:22,020 0:12,777	0:49,792 0:14,960 0:21,625 0:13,207	0:48,407 0:14,435 0:21,325 0:12,647	0:49,057 0:14,509 0:21,398 0:13,150
Runde 4	0:47,687 0:14,306 0:20,550 0:12,831	0:47,041 0:13,627 0:20,789 0:12,625	0:46,994 0:15,008 0:20,110 0:11,876	0:49,142 0:15,001 0:21,590 0:12,551	0:52,153 0:18,352 0:21,527 0:12,274
Runde 5	0:44,726 0:13,485 0:19,218 0:12,023	0:49,298 0:13,383 0:23,243 0:12,672	0:43,528 0:12,632 0:19,467 0:11,429	0:45,481 0:14,371 0:19,286 0:11,824	0:45,404 0:13,776 0:19,811 0:11,817
Runde 6	0:43,811 0:13,143 0:19,125 0:11,543	0:46,929 0:13,251 0:21,686 0:11,992	0:42,872 0:12,522 0:19,027 0:11,323	0:43,795 0:13,300 0:18,958 0:11,537	0:43,396 0:12,609 0:18,917 0:11,870
Runde 7	0:47,724 0:12,984 0:21,758 0:12,982	0:44,318 0:12,873 0:19,762 0:11,683	0:42,513 0:12,459 0:18,775 0:11,279	0:42,833 0:12,636 0:18,873 0:11,324	0:43,150 0:12,710 0:19,012 0:11,428
Runde 8	0:42,651 0:12,609 0:18,778 0:11,264	0:43,346 0:12,565 0:19,252 0:11,529	1:29,874 0:12,426 0:18,798 0:58,650	0:43,161 0:12,781 0:18,721 0:11,659	0:43,485 0:12,571 0:19,412 0:11,502
Runde 9	0:42,215 0:12,420 0:18,656 0:11,139	0:42,509 0:12,309 0:18,909 0:11,291	0:46,916 0:15,544 0:19,698 0:11,674	0:43,756 0:13,191 0:18,929 0:11,636	0:42,605 0:12,422 0:18,842 0:11,341
Runde 10	0:42,017 0:12,326 0:18,578 0:11,113	0:42,250 0:12,330 0:18,684 0:11,236	0:42,593 0:12,387 0:18,900 0:11,306	0:42,417 0:12,383 0:18,687 0:11,347	0:42,610 0:12,387 0:18,841 0:11,382
Runde 11	0:41,955 0:12,250 0:18,617 0:11,088		0:42,266 0:12,292 0:18,811 0:11,163	0:42,970 0:12,579 0:18,950 0:11,441	0:42,621 0:12,407 0:18,849 0:11,365
Runde 12	0:41,928 0:12,261 0:18,567 0:11,100			0:42,368 0:12,346 0:18,742 0:11,280	0:42,396 0:12,324 0:18,773 0:11,299
Runde 13				0:42,388 0:12,272 0:18,856 0:11,260	0:42,379 0:12,328 0:18,764 0:11,287

Warm Up DSKM (K22)

Die schnellsten Zeiten

Ort	Nr. Fahrername	Streckenl.	Zeit	Ø Speed
Ziel	221 Stell Daniel	1107 m	0:41,928	95,0 km/h
Sektion 1	242 Kreiners,Marlijn	329 m	0:12,241	96,8 km/h
Sektion 2	221 Stell Daniel	475 m	0:18,567	92,1 km/h
Sektion 3	221 Stell Daniel	303 m	0:11,088	98,4 km/h

	Smr.228 Pieruszek,Kevin DEU BIREL ART RACING KSW theoretisch mögliche Beszeit 0:42,402	Smr.242 Kreiners,Marlijn ITA BIREL ART RACING S.R.L. theoretisch mögliche Beszeit 0:42,288	Smr.232 Matisc,André DEU Solgat Motorsport theoretisch mögliche Beszeit 0:42,418	Smr.231 Paul,Maximilian DEU DR S.R.L. theoretisch mögliche Beszeit 0:42,458	Smr.274 Van Leeuwen,Marlijn NLD Energy Corse srl theoretisch mögliche Beszeit 0:42,489
best	0:42,402	0:42,417	0:42,418	0:42,458	0:42,489
Runde 1	1:02,230	0:58,039	1:01,178	1:00,273	1:01,081
Runde 2	0:53,860	0:47,858	0:49,443	0:52,972	0:47,733
Runde 3	0:47,546	0:46,273	0:46,759	0:50,706	0:44,168
Runde 4	0:55,813	0:46,745	0:45,233	0:56,670	0:44,361
Runde 5	0:54,456	0:43,747	0:44,347	0:47,001	1:28,985
Runde 6	0:43,312	0:43,037	0:43,238	0:43,672	0:45,098
Runde 7	0:42,679	0:42,833	0:43,498	0:42,888	0:43,005
Runde 8	0:42,818	1:17,956	1:29,774	0:42,798	0:42,780
Runde 9	0:42,402	0:45,334	0:45,035	0:42,812	0:42,738
Runde 10	0:43,017	0:42,616	0:42,633	0:49,794	0:42,837
Runde 11	0:48,652	0:42,417	0:42,537	0:42,860	0:42,756
Runde 12	0:42,437	0:12,352	0:12,321	0:42,458	0:42,489
Runde 13		0:19,333	0:11,275	0:12,279	0:12,322




Warm Up DSKM (KZ2)

Die schnellsten Zeiten

Ort	Nr. Fahrername	Streckl.	Zeit	Ø Speed
Ziel	221 Stiel,Daniel	1107 m	0:41,928	95,0 km/h
Sektion 1	242 Kreiners,Marijn	329 m	0:12,241	96,8 km/h
Sektion 2	221 Stiel,Daniel	475 m	0:18,567	92,1 km/h
Sektion 3	221 Stiel,Daniel	303 m	0:11,088	98,4 km/h

	Snr.201 Pex,Jorrit NLD CRG Holland	Snr.212 Specken,Guust NLD Guust Specken	Snr.213 Nettiagskii,Daniel CZE Gregor Kart s.r.o.	Snr.227 Tschtscher,Toni DEU SRP Racing Team	Snr.218 Tubben,Max NLD CRG Holland
theoretisch mögliche Bestzeit	0:42,382	0:42,474	0:42,679	0:42,719	0:42,637
Ziel	0:42,506	0:42,527	0:42,679	0:42,755	0:42,778
Sektion 1	0:12,279	0:12,437	0:12,495	0:12,431	0:12,390
Sektion 2	0:18,768	0:18,751	0:18,887	0:18,923	0:18,912
Sektion 3	0:11,335	0:11,286	0:11,297	0:11,365	0:11,335
Runde 1	0:52,553	1:03,866	1:01,124	0:59,408	1:09,019
Runde 2	0:46,748	0:50,914	0:53,933	0:48,796	0:53,822
Runde 3	0:45,560	0:48,585	0:47,403	0:46,877	0:49,854
Runde 4	0:47,169	0:47,650	0:47,516	0:45,242	0:47,360
Runde 5	0:44,385	0:45,998	0:44,800	0:45,400	0:46,097
Runde 6	0:42,975	0:44,847	0:43,557	0:43,590	0:43,529
Runde 7	0:42,743	0:43,061	0:43,166	0:43,734	0:43,497
Runde 8	0:42,506	0:42,602	0:44,132	0:43,464	0:42,906
Runde 9	0:43,359	0:43,475	0:42,945	0:42,796	0:43,090
Runde 10	0:43,870	0:42,746	0:42,679	0:42,755	0:42,778
Runde 11		0:43,361	0:43,112		0:42,802
Runde 12		0:42,670	0:44,212		0:43,837
Runde 13		0:42,527	0:43,173		0:43,837



DEUTSCHE KART-MEISTERSCHAFTEN 2018 27-29 / 07 / 2018

DMSB-Reglir: 206 / 2018

Warm Up DSKM (KZ2)

Die schnellsten Zeiten

Ort	Nr. Fahrername	Streckl.	Zeit	Ø Speed
Ziel	221 Stiel Daniel	1107 m	0:41,928	95,0 km/h
Sektion 1	242 Kreiners,Marlijn	329 m	0:12,241	96,8 km/h
Sektion 2	221 Stiel Daniel	475 m	0:18,567	92,1 km/h
Sektion 3	221 Stiel Daniel	303 m	0:11,088	98,4 km/h

	Snr.233 Davies,Dylan NLD Zanardi Racing Team	Snr.207 Nilsson,Brandon SWE GOLD BY BRANDON RACING	Snr.217 Tomqvist-Persson,Benjamin SWE CRG Holland	Snr.224 Lanzeni,William ITA BIREL ART RACING KSW	Snr.271 Jöcker,Nico DEU Millennium Racing Team
	theoretisch mögliche Bestzeit 0:42,696	theoretisch mögliche Bestzeit 0:42,546	theoretisch mögliche Bestzeit 0:42,732	theoretisch mögliche Bestzeit 0:42,770	theoretisch mögliche Bestzeit 0:42,929
Ziel	Sektion 1 0:12,415 Sektion 2 0:18,878 Sektion 3 0:11,403	Sektion 1 0:12,337 Sektion 2 0:18,865 Sektion 3 0:11,344	Sektion 1 0:12,416 Sektion 2 0:18,977 Sektion 3 0:11,339	Sektion 1 0:12,393 Sektion 2 0:18,981 Sektion 3 0:11,396	Sektion 1 0:12,514 Sektion 2 0:18,983 Sektion 3 0:11,432
best	0:42,779 0:17,146 0:24,487 0:14,869	0:42,859 0:16,271 0:23,871 0:15,336	0:42,862 0:13,877 0:21,460 0:14,142	0:42,906 0:16,224 0:21,157 0:15,238	0:42,965 0:16,301 0:20,645 0:15,058
Runde 1	0:56,502 0:16,225 0:23,698 0:13,789	0:53,075 0:16,796 0:22,778 0:13,501	0:51,822 0:15,211 0:23,824 0:12,787	0:53,758 0:16,125 0:23,650 0:13,983	0:50,992 0:16,301 0:21,432 0:13,259
Runde 2	0:49,942 0:15,028 0:21,524 0:13,390	0:50,551 0:15,702 0:21,875 0:12,974	0:46,957 0:13,983 0:21,205 0:11,769	0:46,384 0:14,007 0:20,391 0:11,986	0:48,915 0:14,428 0:21,661 0:12,826
Runde 3	0:45,503 0:14,063 0:19,616 0:11,824	0:49,078 0:14,818 0:21,640 0:12,620	0:47,282 0:12,613 0:22,628 0:12,041	0:47,207 0:13,460 0:21,540 0:12,207	0:52,603 0:18,370 0:21,742 0:12,491
Runde 4	0:45,782 0:12,878 0:21,304 0:11,600	0:47,808 0:15,007 0:20,466 0:12,335	0:43,159 0:12,597 0:19,223 0:11,339	0:44,257 0:13,423 0:19,338 0:11,496	0:45,975 0:13,909 0:19,642 0:12,424
Runde 5	0:43,388 0:12,550 0:19,188 0:11,650	0:45,272 0:13,777 0:19,674 0:11,821	0:42,862 0:12,465 0:19,001 0:11,396	0:43,005 0:12,519 0:18,981 0:11,505	0:43,661 0:12,811 0:19,189 0:11,661
Runde 6	0:43,672 0:12,578 0:19,687 0:11,407	0:44,741 0:13,084 0:19,730 0:11,927	0:42,874 0:12,494 0:18,977 0:11,403	0:43,023 0:12,627 0:19,000 0:11,396	0:43,684 0:12,879 0:19,119 0:11,686
Runde 7	0:42,902 0:12,497 0:19,002 0:11,403	0:44,043 0:13,311 0:19,192 0:11,540	0:44,894 0:12,959 0:20,412 0:11,463	0:43,787 0:12,393 0:19,167 0:12,227	0:43,409 0:12,601 0:19,081 0:11,727
Runde 8	0:42,779 0:12,496 0:18,878 0:11,405	0:44,349 0:12,664 0:19,491 0:12,194	0:42,927 0:12,424 0:19,029 0:11,474	0:44,857 0:14,265 0:19,105 0:11,487	0:47,720 0:13,678 0:21,764 0:12,278
Runde 9	0:42,969 0:12,489 0:18,971 0:11,509	0:42,859 0:12,650 0:18,865 0:11,344	0:42,866 0:12,416 0:19,000 0:11,450	0:43,031 0:12,437 0:19,168 0:11,426	0:42,965 0:12,550 0:18,983 0:11,432
Runde 10	0:44,884 0:14,161 0:19,290 0:11,433	0:51,229 0:14,118 0:25,571 0:11,540		0:43,890 0:13,293 0:19,118 0:11,479	0:43,571 0:12,761 0:19,281 0:11,529
Runde 11	0:42,791 0:12,415 0:18,945 0:11,431	0:43,196 0:12,476 0:18,918 0:11,802		0:43,070 0:12,490 0:19,021 0:11,559	0:43,613 0:12,774 0:19,175 0:11,664
Runde 12		0:43,810 0:12,337 0:18,936 0:12,537		0:42,906 0:12,442 0:19,005 0:11,459	0:43,028 0:12,514 0:19,075 0:11,439
Runde 13					

DMSB-Reglir:208/2018

Warm Up DSKM (KZ2)

Die schnellsten Zeiten

Ort	Nr. Fahrername	Streckentl.	Zeit	Ø Speed
Ziel	221 Stiel Daniel	1107 m	0:41,928	95,0 km/h
Sektion 1	242 Kreiners,Marlijn	329 m	0:12,241	96,8 km/h
Sektion 2	221 Stiel Daniel	475 m	0:18,567	92,1 km/h
Sektion 3	221 Stiel Daniel	303 m	0:11,088	98,4 km/h

	Snr.241 Peklin,Ivan UKR Victory Racing Team	Snr.210 Horn,Moritz DEU TB Racing Team	Snr.211 Mrosek,Michael DEU Team AK RACING	Snr.237 Lang,Hannah GBR MK Racing	Snr.230 Varhaug,Pål NOR CRG Holland
	theoretisch mögliche Bestzeit 0:43,029	theoretisch mögliche Bestzeit 0:42,807	theoretisch mögliche Bestzeit 0:43,138	theoretisch mögliche Bestzeit 0:43,204	theoretisch mögliche Bestzeit 0:43,223
Ziel	Sektion 1 0:12,530 Sektion 2 0:19,053 Sektion 3 0:11,446	Sektion 1 0:12,393 Sektion 2 0:18,968 Sektion 3 0:11,446	Sektion 1 0:12,512 Sektion 2 0:19,161 Sektion 3 0:11,465	Sektion 1 0:12,433 Sektion 2 0:19,079 Sektion 3 0:11,692	Sektion 1 0:12,588 Sektion 2 0:19,234 Sektion 3 0:11,401
best	0:43,039	0:43,130	0:43,139	0:43,218	0:43,385
Runde 1	1:00,223 0:22,116 0:24,180 0:13,927	1:04,917 0:22,457 0:27,542 0:14,918	1:02,549 0:22,022 0:25,439 0:15,088	1:01,694 0:21,136 0:25,242 0:15,316	1:01,543 0:21,026 0:25,586 0:14,931
Runde 2	0:45,715 0:14,146 0:19,642 0:11,927	0:52,368 0:15,960 0:23,070 0:13,338	0:50,736 0:15,983 0:21,425 0:13,328	0:55,518 0:16,335 0:24,692 0:14,491	0:51,636 0:15,725 0:22,773 0:13,138
Runde 3	0:45,202 0:12,949 0:19,502 0:12,751	0:48,438 0:15,114 0:21,065 0:12,259	0:48,415 0:14,428 0:21,194 0:12,793	0:51,813 0:15,263 0:22,712 0:13,838	0:48,918 0:14,270 0:21,293 0:13,355
Runde 4	0:44,338 0:12,936 0:19,227 0:12,175	0:46,484 0:13,745 0:20,225 0:12,514	0:44,624 0:13,241 0:19,638 0:11,745	0:49,544 0:14,841 0:22,226 0:12,477	0:49,366 0:14,374 0:22,194 0:12,798
Runde 5	0:44,215 0:13,127 0:19,331 0:11,757	0:43,911 0:13,020 0:19,281 0:11,610	0:43,627 0:12,651 0:19,290 0:11,686	0:45,071 0:13,021 0:20,027 0:12,023	0:45,473 0:13,835 0:19,726 0:11,912
Runde 6	0:43,911 0:12,995 0:19,337 0:11,579	0:45,209 0:12,581 0:21,112 0:11,516	0:43,807 0:12,709 0:19,334 0:11,764	0:44,099 0:12,735 0:19,577 0:11,787	0:43,926 0:12,836 0:19,234 0:11,856
Runde 7	0:43,291 0:12,607 0:19,089 0:11,595	0:43,428 0:12,393 0:19,044 0:11,991	0:43,589 0:12,594 0:19,378 0:11,617	0:44,722 0:13,395 0:19,498 0:11,829	0:44,946 0:13,912 0:19,422 0:11,612
Runde 8	0:43,305 0:12,617 0:19,107 0:11,581	0:43,130 0:12,716 0:18,968 0:11,446	0:43,577 0:12,690 0:19,212 0:11,675	0:43,685 0:12,637 0:19,079 0:11,969	0:44,489 0:13,373 0:19,378 0:11,738
Runde 9	0:43,310 0:12,530 0:19,169 0:11,611	0:43,130 0:12,789 0:19,726	0:43,650 0:12,608 0:19,445 0:11,597	0:46,598 0:12,801 0:21,772 0:12,025	0:44,932 0:12,844 0:20,110 0:11,978
Runde 10	0:45,343 0:12,686 0:21,009 0:11,648		0:43,564 0:12,713 0:19,271 0:11,580	0:43,218 0:12,433 0:19,093 0:11,692	0:43,870 0:12,739 0:19,486 0:11,695
Runde 11	0:43,855 0:12,704 0:19,102 0:12,049		0:43,139 0:12,513 0:19,161 0:11,465	0:43,557 0:12,496 0:19,337 0:11,724	0:45,705 0:13,858 0:20,161 0:11,686
Runde 12	0:43,598 0:12,880 0:19,135 0:11,583		0:43,438 0:12,512 0:19,335 0:11,591	0:43,366 0:12,541 0:19,091 0:11,734	0:43,413 0:12,588 0:19,257 0:11,568
Runde 13	0:43,039 0:12,540 0:19,053 0:11,446		0:43,438 0:12,512 0:19,335 0:11,591	0:43,670 0:12,765 0:19,163 0:11,742	0:43,385 0:12,618 0:19,366 0:11,401

Warm Up DSKM (KZ2)

Die schnellsten Zeiten

Ort	Nr. Fahrername	Zeit	Streckenl.	Ø Speed
Ziel	221 Stiel Daniel	0:41,928	1107 m	95,0 km/h
Sektion 1	242 Kreiners,Marlijn	0:12,241	329 m	96,8 km/h
Sektion 2	221 Stiel Daniel	0:18,567	475 m	92,1 km/h
Sektion 3	221 Stiel Daniel	0:11,088	303 m	98,4 km/h

Smr.238 Jilek,Michal
CZE

Solgat Motorsport

theoretisch mögliche Bestzeit 0:43,403

Ziel Sektion 1 Sektion 2 Sektion 3

best 0:43,452 0:12,673 0:19,180 0:11,550

Runde 1 0:58,880 0:20,054 0:23,852 0:14,974

Runde 2 0:52,648 0:15,433 0:23,234 0:13,981

Runde 3 0:47,330 0:14,728 0:19,977 0:12,625

Runde 4 0:46,980 0:13,674 0:20,616 0:12,690

Runde 5 0:44,223 0:13,226 0:19,190 0:11,807

Runde 6 0:44,089 0:13,183 0:19,258 0:11,648

Runde 7 0:43,499 0:12,673 0:19,276 0:11,550

Runde 8 0:45,748 0:13,033 0:19,877 0:12,838

Runde 9 0:44,482 0:13,660 0:19,222 0:11,600

Runde 10 0:43,452 0:12,676 0:19,180 0:11,596

Runde 11 0:46,148 0:13,760 0:20,400 0:11,988

Runde 12 0:44,407 0:12,942 0:19,550 0:11,915

Runde 13 0:12,833 0:23,729

Smr.287 Köhler,Leon
DEU

Energy course srl

theoretisch mögliche Bestzeit 0:51,823

Ziel Sektion 1 Sektion 2 Sektion 3

best 1:02,188 0:15,208 0:22,141 0:14,474

Runde 1 1:02,188 0:22,361 0:25,353 0:14,474

Runde 2 0:15,208 0:22,141

	Ziel	Sektion 1	Sektion 2	Sektion 3	Ziel	Sektion 1	Sektion 2	Sektion 3	Ziel	Sektion 1	Sektion 2	Sektion 3

Strecke / track: 1107m

schnellste Rennrunde gefahren von Daniel Stell aus Lauf 3 / Runde 7 in 0:42,395

Doc. 47

Pos	Str. Nr.	Fahrer / Driver	Nation	Bewerber/Sponsor	Nation	Lizenz/B-Lizenz	Chassis/Motor/Reifen	Punkte Points	Quali POS	Lauf Heat	Pos	Punkte Points	Rn. Ln	Zeit Time	schnellste Runde fastest Lap	Runde in Lap
1	204	Federer, Fabian	ITA	SRP Racing Team	DEU	353643 KBF1156791	CRG / TM / Vega	2	2	1	1	0	14	10:03,678	0:42,477	9
						31772				3	2	2	14	10:05,095	0:42,597	10
2	203	Pex, Stan	NLD	CRG Holland	NLD	15521	CRG / TM / Vega	5	7	2	2	2	14	10:10,380	0:42,744	8
						15521				3	3	3	14	10:06,828	0:42,551	10
3	221	Stell, Daniel	DEU	DS Kartsport	DEU	KKB 1138227 KBF 1154357	MACH1 / TM / Vega	6	1	2	6	6	14	10:12,563	0:42,426	9
						1154357				3	1	0	14	10:04,506	0:42,395	7
4	242	Kremers, Marijn	ITA	BIREL ART RACING S.R.L.	ITA	28576 370004	BIREL ART / TM / Vega	6	3	1	3	3	14	10:06,220	0:42,569	7
						370004				2	3	3	14	10:11,784	0:42,713	13
5	223	Schmitz, Alexander	DEU	Renda Motorsport S.A.S.	ITA	KKA 1120614 3222880	Tony Kart / Vortex / Vega	6	5	1	2	2	14	10:03,966	0:42,592	14
						3222880				3	4	4	14	10:10,074	0:42,735	10
6	232	Matisic, André	DEU	Solgat Motorsport	DEU	KKB 1083048 KBF 1079882	BirelART / TM / Vega	9	9	1	5	5	14	10:06,821	0:42,584	6
						1079882				2	4	4	14	10:11,952	0:42,892	11
7	212	Specken, Guust	NLD	Guust Specken	NLD	33443 33443	BirelART / Vortex / Vega	9	12	1	4	4	14	10:06,389	0:42,619	6
						33443				2	5	5	14	10:12,170	0:42,869	11
8	233	Davies, Dylan	NLD	Zanardi Racing Team	NLD	19701 28613	Zanardi / TM / Vega	14	13	2	8	8	14	10:12,935	0:42,978	11
						28613				3	6	6	14	10:13,655	0:42,845	12
9	227	Tschentscher, Toni	DEU	SRP Racing Team	DEU	KKC 1133992 KBF 1156791	CRG / TM / Vega	15	11	1	7	7	14	10:08,041	0:42,587	5
						1156791				3	8	8	14	10:18,413	0:42,966	10
10	218	Tubben, Max	NLD	CRG Holland	NLD	33495 15521	CRG / TM / Vega	17	14	1	8	8	14	10:08,447	0:42,833	10
						15521				3	9	9	14	10:23,093	0:43,236	7
11	231	Paul, Maximilian	DEU	DR S.R.L.	ITA	KKB 1140086 296449	DR / Modena / Vega	17	17	1	12	12	14	10:12,687	0:42,971	13
						296449				3	5	5	14	10:12,997	0:42,835	8
12	201	Pex, Jorrit	NLD	CRG Holland	NLD	27382 15521	CRG / TM / Vega	18	4	2	1	0	14	10:09,735	0:42,615	10
						15521				3	18	18	5	3:41,217	0:42,634	5
13	284	Müller, Julian	DEU	Mach1 Motorsport	DEU	KKC 1137671 KBF 1005514	Mach1 / TM / Vega	18	6	1	9	9	14	10:08,936	0:42,563	7
						1005514				2	9	9	14	10:13,273	0:42,793	11
14	228	Pieruszek, Kevin	DEU	BIREL ART RACING KSW	AUT	KKB 1124247 BK 102	RK / TM / Vega	18	10	2	7	7	14	10:12,724	0:42,946	5
						102				3	11	11	14	10:27,704	0:42,809	9
15	274	Van Leeuwen, Martijn	NLD	Energy Corse srl	ITA	30816 295423	Energy / TM / Vega	22	8	1	6	6	14	10:07,820	0:42,627	6
						295423				3	16	16	12	8:55,393	0:42,905	8
16	211	Mrosek, Michael	DEU	Team AK RACING	AUT	KKC 1131164 BK 005	Formula K / TM / Vega	23	25	2	13	13	14	10:20,792	0:43,277	10
						005				3	10	10	14	10:25,083	0:43,309	8
17	210	Horn, Moritz	DEU	TB Racing Team	DEU	KKB 1132818 KBF 1116906	Kart Republic / TM / Vega	24	16	2	10	10	14	10:14,287	0:42,805	7
						116906				3	14	14	14	10:39,736	0:42,871	12
18	207	Nilsson, Brandon	SWE	GOLD BY BRANDON RACING	SWE	199502194179 574	Righetti Ridolfi / TM / Vega	24	20	1	17	17	14	10:18,985	0:42,906	5
						574				3	7	7	14	10:16,561	0:42,942	10
19	224	Lanzeni, William	ITA	BIREL ART RACING KSW	AUT	355886 BK 102	BirelART / TM / Vega	25	24	1	13	13	14	10:13,776	0:42,841	11
						102				2	12	12	14	10:15,759	0:42,905	11
20	271	Jöcker, Nico	DEU	Millennium Racing Team	DEU	KKC1138684 KBF 1095578	Kosmic / Vortex / Vega	26	22	2	14	14	14	10:24,417	0:43,072	7
						1095578				3	12	12	14	10:27,916	0:43,405	6
21	217	Tornqvist-Persson, Benjamin	SWE	CRG Holland	NLD	199810314592 15521	CRG / TM / Vega	28	18	1	11	11	14	10:11,808	0:42,726	7
						15521				2	17	17	-	0:04,605	-	-
22	213	Netiagovskii, Daniel	CZE	Gregor Kart s.r.o.	CZE	925 338	CRG / TM / Vega	28	19	2	11	11	14	10:15,166	0:43,024	5
						338				3	17	17	11	8:11,054	0:43,430	8
23	241	Peklin, Ivan	UKR	Victory Racing Team	UKR	CS.28.0009.18 CT.28.0005.18	Birel Art / TM / Vega	28	23	1	15	15	14	10:17,427	0:43,030	11
						0005.18				3	13	13	14	10:29,056	0:43,294	11
24	287	Köhler, Leon	DEU	Energy corse srl	ITA	KKB 1164981 295423	Energy / Vortex / Vega	29	15	1	10	10	14	10:10,432	0:42,818	7
						295423				2	18	19	-	-	-	-
25	230	Varhaug, Pål	NOR	CRG Holland	NLD	28345 15521	CRG / TM / Vega	29	21	1	14	14	14	10:16,972	0:43,199	3
						15521				2	15	15	14	10:29,240	0:43,527	10
26	238	Jilek, Michal	CZE	Solgat Motorsport	DEU	18AS0808 KBF 1079882	BirelART / TM / Vega	31	26	1	16	16	14	10:17,877	0:43,051	11
						1079882				3	15	15	12	8:55,327	0:43,344	6
27	237	Lang, Hannah	GBR	MK Racing	GBR	212874 273486	Tony Kart / Vortex / Vega	34	27	1	18	18	14	10:36,648	0:43,770	3
						273486				2	16	16	7	5:21,153	0:44,007	4

Rennleitung: Volker Ehekircher Racedirektor: Thomas Lainer

Sportkommissare: Thomas Ferrero / Ulrich Bell / Peter Brings / Tobias Amann

Techn. Kommissare: H.-J. Dangers / A.Sengpiel / M. Grasshoff / C. Schmidt / D.Pietzko

Zeitnahme: KART-DATA timing service Franz Schieszler / Martin Summerer



14	237	MK Racing Lang Hannah Startposition 27	13	238	Solgat Motorsport Jilek Michal Startposition 26
13	230	CRG Holland Varhaug Pål Startposition 25	12	287	Energy corse srl Köhler Leon Startposition 24
12	241	Victory Racing Team Peklin Ivan Startposition 23	11	213	Gregor Kart s.r.o. Netiagovskii Daniel Startposition 22
11	217	CRG Holland Tornqvist-Persson Benjamin Startposition 21	10	271	Millennium Racing Team Jöcker Nico Startposition 20
10	224	BIREL ART RACING KSW Lanzeni William Startposition 19	9	207	GOLD BY BRANDON RACING Nilsson Brandon Startposition 18
9	210	TB Racing Team Horn Moritz Startposition 17	8	211	Team AK RACING Mrosek Michael Startposition 16
8	274	Energy Corse srl Van Leeuwen Martijn Startposition 15	7	228	BIREL ART RACING KSW Pieruszek Kevin Startposition 14
7	284	Mach1 Motorsport Müller Julian Startposition 13	6	201	CRG Holland Pex Jorrit Startposition 12
6	231	DR S.R.L. Paul Maximilian Startposition 11	5	218	CRG Holland Tubben Max Startposition 10
5	227	SRP Racing Team Tschentscher Toni Startposition 9	4	233	Zanardi Racing Team Davies Dylan Startposition 8
4	212	Guust Specken Specken Guust Startposition 7	3	232	Solgat Motorsport Matisic André Startposition 6
3	223	Renda Motorsport S.A.S. Schmitz Alexander Startposition 5	2	242	BIREL ART RACING S.R.L. Kremers Marijn Startposition 4
2	221	DS Kartsport Stell Daniel Startposition 3	1	203	CRG Holland Pex Stan Startposition 2
1	204	SRP Racing Team Federer Fabian Startposition 1			



Starting Grid DSKM (KZ2) Race 1

Rennen 17

NEU - 1 - NEW

DMSB-RegNr: 206/2018

R 14 DSKM (KZ2) Heat 3 A <> B

Strecke / track: 1107m

fastest Lap Stell, Daniel at: 0:42,395

started: 18 classified: 18 not classified: 0

Doc. 6.1

Pos	Stf. Nr.	Fahrer / Driver	Nation	Bewerber/Sponsor	Nation	Lizenz/B-Lizenz	Chassis/Motor/Reifen	Points	Runden Laps	Gesamtzeit Differenz	Abstand Gap	beste Runde best Lap	in N. in L.	o Geschw. u Speed
1	221	Stell, Daniel	DEU	DS Kartsport	DEU	IKB 1138227 KBF 1154357	MACH1 / TM / Vega	0	14	10:04,506		0:42,395	7	92,3 km/h 94 km/h
2	204	Federer, Fabian	ITA	SRP Racing Team	DEU	353643 KBF 1156791	CRG / TM / Vega	2	14	10:05,095 0:00,589	0:00,589	0:42,597	10	92,2 km/h 93,6 km/h
3	203	Pex, Stan	NLD	CRG Holland	NLD	31772 15521	CRG / TM / Vega	3	14	10:06,928 0:02,422	0:01,833	0:42,551	10	91,9 km/h 93,7 km/h
4	223	Schmitz, Alexander	DEU	Renda Motorsport S.A.S.	ITA	IKA 1120614 322880	Tony Kart / Vortex / Vega	4	14	10:10,074 0:05,568	0:03,146	0:42,735	10	91,5 km/h 93,3 km/h
5	231	Paul, Maximilian	DEU	DR S.R.L.	ITA	IKB 1140086 296449	DR / Modena / Vega	5	14	10:12,997 0:08,491	0:02,923	0:42,835	8	91 km/h 92,3 km/h
6	233	Davies, Dylan	NLD	Zanardi Racing Team	NLD	19701 28613	Zanardi / TM / Vega	6	14	10:13,655 0:09,149	0:00,658	0:42,845	12	90,9 km/h 93 km/h
7	207	Nilsson, Brandon	SWE	GOLD BY BRANDON RACING	SWE	199502194171 574	Righetti Ridolfi / TM / Vega	7	14	10:16,561 0:12,055	0:02,906	0:42,942	10	90,5 km/h 92,8 km/h
8	227	Tschentscher, Toni	DEU	SRP Racing Team	DEU	IKC 1133992 KBF 1156791	CRG / TM / Vega	8	14	10:18,413 0:13,907	0:01,852	0:42,966	10	90,2 km/h 92,8 km/h
9	218	Tubben, Max	NLD	CRG Holland	NLD	33495 15521	CRG / TM / Vega	9	14	10:23,093 0:18,587	0:04,680	0:43,236	7	89,5 km/h 92,2 km/h
10	211	Mrosek, Michael	DEU	Team AK RACING	AUT	IKC 1131164 BK 005	Formula K / TM / Vega	10	14	10:25,083 0:20,577	0:01,990	0:43,309	8	92 km/h 92 km/h
11	228	Pieruszek, Kevin	DEU	BIREL ART RACING KSW	AUT	IKB 1124247 BK 102	RK / TM / Vega	11	14	10:27,704 0:23,198	0:02,621	0:42,809	9	88,9 km/h 93,1 km/h
12	271	Jöcker, Nico	DEU	Millennium Racing Team	DEU	IKC 1138684 KBF 1095578	Kosmic / Vortex / Vega	12	14	10:27,916 0:23,410	0:00,212	0:43,405	6	88,9 km/h 91,8 km/h
13	241	Peklin, Ivan	UKR	Victory Racing Team	UKR	CS 28.0009.11 CT.28.0005.18	Birel Art / TM / Vega	13	14	10:29,056 0:24,550	0:01,140	0:43,294	11	88,7 km/h 92 km/h
14	210	Horn, Moritz	DEU	TB Racing Team	DEU	IKB 1132818 KBF 1116906	Kart Republic / TM / Vega	14	14	10:39,736 0:35,230	0:10,680	0:42,871	12	87,2 km/h 93 km/h
15	238	Jilek, Michal	CZE	Solgat Motorsport	DEU	18A50808 KBF 1079882	BirelART / TM / Vega	15	12	8:55,327 2 R	2 R	0:43,344	6	89,3 km/h 91,9 km/h
16	274	Van Leeuwen, Martijn	NLD	Energy Corse srl	ITA	30816 295423	Energy / TM / Vega	16	12	8:55,393 2 R	0:00,066	0:42,905	8	89,3 km/h 92,9 km/h
17	213	Netiagovskii, Daniel	CZE	Gregor Kart s.r.o.	CZE	925 338	CRG / TM / Vega	17	11	8:11,054 3 R	1 R	0:43,430	8	89,8 km/h 91,8 km/h
18	201	Pex, Jorrit	NLD	CRG Holland	NLD	27382 15521	CRG / TM / Vega	18	5	3:41,217 9 R	6 R	0:42,634	5	90,1 km/h 93,5 km/h

StNr. 271 5 sec penalty Frontfaring

Rennleitung: Volker Ehekircher Racedirektor: Thomas Lainer

Sportkommissare: Thomas Ferrero / Ulrich Bell / Peter Brings / Tobias Amann

Techn. Kommissare: H.-J. Dangers / A.Sengpiel / M. Grasshoff / C. Schmidt / D.Pietzko

Zeitnahme: KART-DATA timing service Franz Schieszler / Martin Summerer

Zeitnahme / timekeeping

control *Schieszler*
Franz Schieszler

Aushangzeit : 18:49:24

DMSB-Reg.Nr.:206/2018

R 14 DSKM (KZ2) Heat 3 A < > B

Strecke / track: 1107

Fahrename Driver	Stell Daniel	Federer Fabian	Pex Stan	Schmitz Alexander	Paul Maximilian	Davies Dylan	Nilsson Brandon	Tschentscher Toni	Tubben Max	Mrosek Michael	Jöcker Nico	Peklin Ivan
schnellste Runde in Runde	0:42,395 Rn. 7	0:42,597 Rn. 10	0:42,551 Rn. 10	0:42,735 Rn. 10	0:42,835 Rn. 8	0:42,845 Rn. 12	0:42,942 Rn. 10	0:42,966 Rn. 10	0:43,236 Rn. 7	0:43,309 Rn. 8	0:43,405 Rn. 6	0:43,294 Rn. 11
Speed	94,0 km/h	93,6 km/h	93,7 km/h	93,3 km/h	93,0 km/h	93,0 km/h	92,8 km/h	92,8 km/h	92,2 km/h	92,0 km/h	91,8 km/h	92,0 km/h
Lap 1	0:45,516	0:45,133	0:45,190	0:46,449	0:45,941	0:46,934	0:46,276	0:46,152	0:46,488	0:47,415	0:46,857	0:56,240
Lap 2	0:43,427	0:43,671	0:43,410	0:43,602	0:43,426	0:43,620	0:44,065	0:43,472	0:43,448	0:44,278	0:44,689	0:44,215
Lap 3	0:42,852	0:43,091	0:42,804	0:43,368	0:44,001	0:43,870	0:43,827	0:44,760	0:43,957	0:43,619	0:43,866	0:43,519
Lap 4	0:42,582	0:43,056	0:42,861	0:43,102	0:43,209	0:43,165	0:43,442	0:43,220	0:43,272	0:43,899	0:44,083	0:43,926
Lap 5	0:42,614	0:42,692	0:42,750	0:43,051	0:43,755	0:43,727	0:43,439	0:43,585	0:43,663	0:44,541	0:44,101	0:43,475
Lap 6	0:43,016	0:42,918	0:42,739	0:43,158	0:42,997	0:43,396	0:43,493	0:43,388	0:43,806	0:43,590	0:43,405	0:43,312
Lap 7	0:42,395	0:42,657	0:42,856	0:42,975	0:42,913	0:43,275	0:43,339	0:43,169	0:43,236	0:43,877	0:43,769	0:43,347
Lap 8	0:42,762	0:42,670	0:42,622	0:42,800	0:42,835	0:43,214	0:43,566	0:46,135	0:48,815	0:43,309	0:43,483	0:43,336
Lap 9	0:42,648	0:42,634	0:42,584	0:42,800	0:43,086	0:43,082	0:43,552	0:43,244	0:43,256	0:43,649	0:43,690	0:43,542
Lap 10	0:42,534	0:42,597	0:42,551	0:42,735	0:43,423	0:43,184	0:42,942	0:42,966	0:43,468	0:44,539	0:44,099	0:43,429
Lap 11	0:42,667	0:42,744	0:42,802	0:42,828	0:43,111	0:42,891	0:43,062	0:43,183	0:43,508	0:44,555	0:43,606	0:43,294
Lap 12	0:42,583	0:42,621	0:42,700	0:42,836	0:43,092	0:42,845	0:42,999	0:43,074	0:45,072	0:44,153	0:44,272	0:44,799
Lap 13	0:42,738	0:42,772	0:42,983	0:42,900	0:43,213	0:42,966	0:43,419	0:43,038	0:43,304	0:43,672	0:43,952	0:43,771
Lap 14	0:43,094	0:43,036	0:44,264	0:43,851	0:43,327	0:43,071	0:44,285	0:44,796	0:43,424	0:44,375	0:43,712	0:43,606



DMSB-RegNr: 206/2018

R 14 DSKM (KZ2) Heat 3 A < > B

Strecke / track: 1107

Fahrername Driver	Pieruszek Kevin	Horn Moritz	Jilek Michal	Van Leeuwen Marlijn	Netiagovskii Daniel	Pex Jorrit
schnellste Runde in Runde	0:42,809 Rn. 9	0:42,871 Rn. 12	0:43,344 Rn. 6	0:42,905 Rn. 8	0:43,430 Rn. 8	0:42,634 Rn. 5
Speed	93,1 km/h	93,0 km/h	91,9 km/h	92,9 km/h	91,8 km/h	93,5 km/h
Lap 1	1:03,541	0:47,283	0:46,487	0:45,788	0:47,462	0:45,300
Lap 2	0:43,531	0:44,173	0:44,205	0:43,798	0:44,285	0:43,408
Lap 3	0:43,127	0:43,500	0:44,213	0:44,108	0:43,746	0:43,408
Lap 4	0:42,935	0:43,330	0:44,135	0:43,509	0:44,049	0:42,914
Lap 5	0:42,812	0:43,398	0:43,950	0:43,270	0:44,377	0:42,634
Lap 6	0:43,014	0:43,510	0:43,344	0:43,069	0:43,657	
Lap 7	0:42,817	0:43,260	0:44,029	0:43,089	0:43,896	
Lap 8	0:42,900	0:43,461	0:43,565	0:42,905	0:43,430	
Lap 9	0:42,809	0:42,980	0:43,914	0:43,030	0:43,599	
Lap 10	0:43,049	0:43,013	0:43,974	0:52,413	0:44,224	
Lap 11	0:42,929	0:43,074	0:43,629	0:43,117	0:43,462	
Lap 12	0:43,891	0:42,871	0:44,592	0:43,325		
Lap 13	0:43,211	0:43,019				
Lap 14	0:42,983	1:08,239				

R 14 DSKM (K22) Heat 3 A < > B

Ziel		Sektion 1		Sektion 2		Sektion 3	
Fahrername	Zeit	Fahrername	Zeit	Fahrername	Zeit	Fahrername	Zeit
1 221 Stell,Daniel	0:42,395	203 Pex,Stan	0:12,325	221 Stell,Daniel	0:18,772	221 Stell,Daniel	0:11,258
2 203 Pex,Stan	0:42,551	221 Stell,Daniel	0:12,329	204 Federer,Fabian	0:18,810	203 Pex,Stan	0:11,286
3 204 Federer,Fabian	0:42,597	228 Pieruszek,Kevin	0:12,339	203 Pex,Stan	0:18,840	204 Federer,Fabian	0:11,291
4 201 Pex,Jorrit	0:42,634	223 Schmitz,Alexander	0:12,354	201 Pex,Jorrit	0:18,883	201 Pex,Jorrit	0:11,346
5 223 Schmitz,Alexander	0:42,735	201 Pex,Jorrit	0:12,373	207 Nilsson,Brandon	0:18,946	223 Schmitz,Alexander	0:11,350
6 228 Pieruszek,Kevin	0:42,809	204 Federer,Fabian	0:12,383	274 Van Leeuwen,Martijn	0:18,948	231 Paul,Maximilian	0:11,381
7 231 Paul,Maximilian	0:42,835	210 Horn,Moritz	0:12,394	227 Tschentscher,Toni	0:18,952	227 Tschentscher,Toni	0:11,392
8 233 Davies,Dylan	0:42,845	233 Davies,Dylan	0:12,403	233 Davies,Dylan	0:18,955	228 Pieruszek,Kevin	0:11,395
9 210 Horn,Moritz	0:42,871	231 Paul,Maximilian	0:12,427	223 Schmitz,Alexander	0:18,979	274 Van Leeuwen,Martijn	0:11,399
10 274 Van Leeuwen,Martijn	0:42,905	274 Van Leeuwen,Martijn	0:12,458	228 Pieruszek,Kevin	0:18,982	213 Nettagovskii,Daniel	0:11,411
11 207 Nilsson,Brandon	0:42,942	227 Tschentscher,Toni	0:12,485	210 Horn,Moritz	0:18,986	210 Horn,Moritz	0:11,422
12 227 Tschentscher,Toni	0:42,966	241 Peklin,Ivan	0:12,493	231 Paul,Maximilian	0:19,013	207 Nilsson,Brandon	0:11,435
13 218 Tubben,Max	0:43,236	207 Nilsson,Brandon	0:12,505	218 Tubben,Max	0:19,045	218 Tubben,Max	0:11,447
14 241 Peklin,Ivan	0:43,294	213 Nettagovskii,Daniel	0:12,523	271 Jöcker,Nico	0:19,118	233 Davies,Dylan	0:11,450
15 211 Mrosek,Michael	0:43,309	238 Jilek,Michal	0:12,527	213 Nettagovskii,Daniel	0:19,126	271 Jöcker,Nico	0:11,474
16 238 Jilek,Michal	0:43,344	211 Mrosek,Michael	0:12,528	241 Peklin,Ivan	0:19,183	241 Peklin,Ivan	0:11,496
17 271 Jöcker,Nico	0:43,405	271 Jöcker,Nico	0:12,543	238 Jilek,Michal	0:19,189	211 Mrosek,Michael	0:11,536
18 213 Nettagovskii,Daniel	0:43,430	218 Tubben,Max	0:12,551	211 Mrosek,Michael	0:19,215	238 Jilek,Michal	0:11,554



DEUTSCHE KART-MEISTERSCHAFTEN 2018 27-29 / 07 / 2018


DMSB-Reglir:208/2018

R 14 DSKM (K22) Heat 3 A < > B

Die schnellsten Zeiten

Ort	Nr. Fahrername	Streckentl.	Zeit	Ø Speed
Ziel	221 Stiel Daniel	1107 m	0:42,395	94,0 km/h
Sektion 1	203 Pex,Stan	329 m	0:12,325	96,1 km/h
Sektion 2	221 Stiel Daniel	475 m	0:18,772	91,1 km/h
Sektion 3	221 Stiel Daniel	303 m	0:11,258	96,9 km/h

	Smr.221 Stiel,Daniel DEU DS Kartsport	Smr.204 Federer,Fabian ITA SRP Racing Team	Smr.203 Pex,Stan NLD CRG Holland	Smr.223 Schmitz,Alexander DEU Renda Motorsport S.A.S.	Smr.231 Paul,Maximilian DEU DR S.R.L.
	theoretisch mögliche Bestzeit 0:42,359	theoretisch mögliche Bestzeit 0:42,484	theoretisch mögliche Bestzeit 0:42,451	theoretisch mögliche Bestzeit 0:42,683	theoretisch mögliche Bestzeit 0:42,821
Ziel	Sektion 1 0:12,329 Sektion 2 0:18,772 Sektion 3 0:11,258	Sektion 1 0:12,383 Sektion 2 0:18,810 Sektion 3 0:11,291	Sektion 1 0:12,325 Sektion 2 0:18,840 Sektion 3 0:11,286	Sektion 1 0:12,354 Sektion 2 0:18,979 Sektion 3 0:11,350	Sektion 1 0:12,427 Sektion 2 0:19,013 Sektion 3 0:11,381
best	0:42,395	0:42,597	0:42,551	0:42,735	0:42,835
Runde 1	0:45,516	0:14,295	0:14,193	0:15,134	0:14,472
Runde 2	0:43,427	0:12,760	0:12,617	0:12,593	0:12,614
Runde 3	0:42,852	0:12,575	0:12,449	0:12,847	0:12,966
Runde 4	0:42,582	0:12,759	0:12,444	0:12,439	0:12,533
Runde 5	0:42,614	0:12,490	0:12,460	0:12,411	0:13,147
Runde 6	0:43,016	0:12,598	0:12,403	0:12,476	0:12,549
Runde 7	0:42,395	0:12,329	0:12,392	0:12,536	0:12,519
Runde 8	0:42,762	0:12,441	0:12,404	0:12,354	0:12,428
Runde 9	0:42,648	0:12,381	0:12,325	0:12,377	0:12,427
Runde 10	0:42,534	0:12,374	0:12,345	0:12,399	0:12,406
Runde 11	0:42,667	0:12,482	0:12,306	0:12,828	0:12,517
Runde 12	0:42,583	0:12,430	0:12,328	0:12,406	0:12,523
Runde 13	0:42,738	0:12,555	0:12,479	0:12,485	0:12,472
Runde 14	0:43,094	0:12,439	0:12,526	0:12,607	0:12,538



DEUTSCHE KART-MEISTERSCHAFTEN 2018 27-29 / 07 / 2018

DMSB-Reglir:208/2018

R 14 DSKM (K22) Heat 3 A < > B

Die schnellsten Zeiten

Ort	Nr. Fahrername	Streckentl.	Zeit	Ø Speed
Ziel	221 Stiel Daniel	1107 m	0:42,395	94,0 km/h
Sektion 1	203 Pex Stan	329 m	0:12,325	96,1 km/h
Sektion 2	221 Stiel Daniel	475 m	0:18,772	91,1 km/h
Sektion 3	221 Stiel Daniel	303 m	0:11,258	96,9 km/h

	Smr.233 Davies,Dylan NLD Zanardi Racing Team	Smr.207 Nilsson,Brandon SWE GOLD BY BRANDON RACING	Smr.227 Tschentscher,Toni DEU SRP Racing Team	Smr.218 Tubben,Max NLD CRG Holland	Smr.211 Mrosek,Michael DEU Team AK RACING
	theoretisch mögliche Bestzeit 0:42,808	theoretisch mögliche Bestzeit 0:42,886	theoretisch mögliche Bestzeit 0:42,829	theoretisch mögliche Bestzeit 0:43,043	theoretisch mögliche Bestzeit 0:43,279
Ziel	Sektion 1 0:12,403 Sektion 2 0:18,955 Sektion 3 0:11,450	Sektion 1 0:12,505 Sektion 2 0:18,946 Sektion 3 0:11,435	Sektion 1 0:12,485 Sektion 2 0:18,952 Sektion 3 0:11,392	Sektion 1 0:12,551 Sektion 2 0:19,045 Sektion 3 0:11,447	Sektion 1 0:12,528 Sektion 2 0:19,215 Sektion 3 0:11,536
best	0:42,845	0:42,942	0:42,966	0:43,236	0:43,309
Runde 1	0:46,934	0:46,276	0:46,152	0:46,488	0:47,415
Runde 2	0:43,620	0:44,065	0:43,472	0:43,448	0:44,278
Runde 3	0:43,870	0:43,827	0:44,760	0:43,957	0:43,619
Runde 4	0:43,165	0:43,442	0:43,220	0:43,272	0:43,899
Runde 5	0:43,727	0:43,439	0:43,585	0:43,663	0:44,541
Runde 6	0:43,396	0:43,493	0:43,388	0:43,806	0:43,590
Runde 7	0:43,275	0:43,339	0:43,169	0:43,236	0:43,877
Runde 8	0:43,214	0:43,566	0:46,135	0:48,815	0:43,309
Runde 9	0:43,082	0:43,552	0:43,244	0:43,256	0:43,649
Runde 10	0:43,184	0:42,942	0:42,966	0:43,468	0:44,539
Runde 11	0:42,891	0:43,062	0:43,183	0:43,508	0:44,655
Runde 12	0:42,845	0:42,999	0:43,074	0:45,072	0:44,153
Runde 13	0:42,966	0:43,419	0:43,038	0:43,304	0:43,672
Runde 14	0:43,071	0:44,285	0:44,796	0:43,424	0:44,375
	0:19,744 0:11,859 0:11,450	0:14,636 0:19,696 0:11,944	0:14,697 0:19,713 0:11,742	0:14,930 0:19,732 0:11,826	0:15,538 0:19,852 0:12,025
	0:19,244 0:11,592 0:11,480	0:13,146 0:19,364 0:11,555	0:12,651 0:19,217 0:11,604	0:12,692 0:19,246 0:11,510	0:12,966 0:19,577 0:11,735
	0:19,324 0:11,981 0:11,480	0:12,656 0:19,194 0:11,977	0:12,992 0:19,899 0:11,869	0:12,809 0:19,498 0:11,650	0:12,751 0:19,277 0:11,591
	0:12,592 0:11,451 0:11,452	0:12,878 0:19,028 0:11,536	0:12,615 0:19,061 0:11,544	0:12,608 0:19,168 0:11,496	0:12,837 0:19,272 0:11,790
	0:12,869 0:11,627 0:11,452	0:12,692 0:19,114 0:11,550	0:12,873 0:19,118 0:11,518	0:12,985 0:19,217 0:11,461	0:13,418 0:19,521 0:11,602
	0:19,088 0:11,718 0:11,495	0:12,829 0:19,117 0:11,507	0:12,607 0:19,157 0:11,444	0:12,643 0:19,207 0:11,956	0:12,819 0:19,235 0:11,536
	0:19,011 0:11,495 0:11,489	0:12,715 0:19,117 0:11,507	0:12,568 0:19,157 0:11,444	0:12,664 0:19,045 0:11,527	0:12,928 0:19,332 0:11,617
	0:19,092 0:11,489 0:11,489	0:12,650 0:19,378 0:11,538	0:13,321 0:21,154 0:11,660	0:13,069 0:24,100 0:11,646	0:12,547 0:19,215 0:11,547
	0:19,157 0:11,522 0:11,452	0:12,970 0:19,089 0:11,493	0:12,627 0:19,063 0:11,554	0:12,551 0:19,181 0:11,524	0:12,528 0:19,263 0:11,858
	0:19,129 0:11,452 0:11,450	0:12,505 0:19,002 0:11,435	0:12,622 0:18,952 0:11,392	0:12,589 0:19,191 0:11,688	0:13,522 0:19,379 0:11,638
	0:18,997 0:11,450 0:11,450	0:12,540 0:18,946 0:11,576	0:12,634 0:19,112 0:11,437	0:12,906 0:19,137 0:11,465	0:12,759 0:20,224 0:11,672
	0:18,955 0:11,480 0:11,480	0:12,511 0:18,994 0:11,494	0:12,597 0:19,083 0:11,394	0:12,203 0:19,422 0:11,447	0:12,721 0:19,760 0:11,672
	0:19,034 0:11,513 0:11,513	0:12,683 0:19,188 0:11,548	0:12,485 0:19,060 0:11,493	0:12,633 0:19,128 0:11,543	0:12,653 0:19,421 0:11,598
	0:19,109 0:11,528 0:11,528	0:13,587 0:19,125 0:11,573	0:13,925 0:19,199 0:11,672	0:12,670 0:19,121 0:11,633	0:13,106 0:19,536 0:11,733

R 14 DSKM (K22) Heat 3 A < > B

Die schnellsten Zeiten

Ort	Nr. Fahrername	Streckl.	Zeit	Ø Speed
Ziel	221 Stiel Daniel	1107 m	0:42,395	94,0 km/h
Sektion 1	203 Pex Stan	329 m	0:12,325	96,1 km/h
Sektion 2	221 Stiel Daniel	475 m	0:18,772	91,1 km/h
Sektion 3	221 Stiel Daniel	303 m	0:11,258	96,9 km/h

	Smr.271 Jöcker,Nico DEU Millennium Racing Team theoretisch mögliche Bestzeit 0:43,135	Smr.241 Peklin,Ivan UKR Victory Racing Team theoretisch mögliche Bestzeit 0:43,172	Smr.228 Pieruzek,Kevin DEU BIREL ART RACING KSW theoretisch mögliche Bestzeit 0:42,716	Smr.210 Horn,Moritz DEU TB Racing Team theoretisch mögliche Bestzeit 0:42,802	Smr.238 Jilek,Michal CZE Solgat Motorsport theoretisch mögliche Bestzeit 0:43,270
best	Ziel Sektion 1 Sektion 2 Sektion 3 0:43,405 0:12,543 0:19,118 0:11,474	Ziel Sektion 1 Sektion 2 Sektion 3 0:43,294 0:12,493 0:19,183 0:11,496	Ziel Sektion 1 Sektion 2 Sektion 3 0:42,809 0:12,339 0:18,982 0:11,395	Ziel Sektion 1 Sektion 2 Sektion 3 0:42,871 0:12,394 0:18,986 0:11,422	Ziel Sektion 1 Sektion 2 Sektion 3 0:43,344 0:12,527 0:19,189 0:11,554
Runde 1	0:46,857 0:15,050 0:19,937 0:11,870	0:56,240 0:23,612 0:20,616 0:12,012	1:03,541 0:30,319 0:21,258 0:11,964	0:47,283 0:15,612 0:19,915 0:11,756	0:46,487 0:14,638 0:19,909 0:11,940
Runde 2	0:44,689 0:13,593 0:19,362 0:11,734	0:44,215 0:13,018 0:19,559 0:11,638	0:43,531 0:12,771 0:19,265 0:11,495	0:44,173 0:13,197 0:19,269 0:11,707	0:44,205 0:13,056 0:19,400 0:11,749
Runde 3	0:43,866 0:12,704 0:19,259 0:11,903	0:43,519 0:12,742 0:19,263 0:11,514	0:43,127 0:12,605 0:19,097 0:11,425	0:43,500 0:12,762 0:19,118 0:11,620	0:44,213 0:13,051 0:19,442 0:11,720
Runde 4	0:44,083 0:13,123 0:19,327 0:11,633	0:43,926 0:12,667 0:19,649 0:11,610	0:42,935 0:12,494 0:19,025 0:11,416	0:43,330 0:12,722 0:19,089 0:11,519	0:44,135 0:12,896 0:19,495 0:11,744
Runde 5	0:44,101 0:13,106 0:19,481 0:11,514	0:43,475 0:12,629 0:19,226 0:11,620	0:42,812 0:12,435 0:18,982 0:11,395	0:43,398 0:12,668 0:19,236 0:11,494	0:43,950 0:12,844 0:19,397 0:11,709
Runde 6	0:43,405 0:12,640 0:19,118 0:11,647	0:43,312 0:12,540 0:19,223 0:11,549	0:43,014 0:12,434 0:19,028 0:11,552	0:43,510 0:13,005 0:18,986 0:11,519	0:43,344 0:12,527 0:19,189 0:11,628
Runde 7	0:43,769 0:12,935 0:19,291 0:11,543	0:43,347 0:12,541 0:19,204 0:11,602	0:42,817 0:12,347 0:19,006 0:11,464	0:43,260 0:12,590 0:19,174 0:11,496	0:44,029 0:12,656 0:19,514 0:11,859
Runde 8	0:43,483 0:12,738 0:19,271 0:11,474	0:43,336 0:12,494 0:19,255 0:11,587	0:42,900 0:12,339 0:19,078 0:11,483	0:43,461 0:12,577 0:19,359 0:11,525	0:43,565 0:12,563 0:19,448 0:11,554
Runde 9	0:43,690 0:12,543 0:19,243 0:11,904	0:43,542 0:12,601 0:19,370 0:11,571	0:42,809 0:12,344 0:19,000 0:11,465	0:42,980 0:12,522 0:19,036 0:11,422	0:43,914 0:12,670 0:19,376 0:11,868
Runde 10	0:44,099 0:12,989 0:19,271 0:11,839	0:43,429 0:12,593 0:19,238 0:11,598	0:43,049 0:12,469 0:19,001 0:11,579	0:43,013 0:12,568 0:19,010 0:11,435	0:43,974 0:13,020 0:19,324 0:11,630
Runde 11	0:43,606 0:12,764 0:19,222 0:11,620	0:43,294 0:12,493 0:19,183 0:11,618	0:42,929 0:12,344 0:19,165 0:11,420	0:43,074 0:12,583 0:19,064 0:11,427	0:43,629 0:12,748 0:19,294 0:11,587
Runde 12	0:44,272 0:12,804 0:19,278 0:12,190	0:44,799 0:12,745 0:19,387 0:12,667	0:43,891 0:12,392 0:19,162 0:12,337	0:42,871 0:12,394 0:19,029 0:11,448	0:44,592 0:12,583 0:19,763 0:12,246
Runde 13	0:43,952 0:13,169 0:19,245 0:11,538	0:43,771 0:13,024 0:19,251 0:11,496	0:43,211 0:12,671 0:19,091 0:11,449	0:43,019 0:12,508 0:19,024 0:11,487	
Runde 14	0:43,712 0:12,825 0:19,347 0:11,540	0:43,606 0:12,654 0:19,220 0:11,732	0:42,983 0:12,434 0:19,023 0:11,526	1:08,239 0:37,277 0:19,289 0:11,673	

R 14 DSKM (KZ2) Heat 3 A < > B

Die schnellsten Zeiten

Ort	Nr. Fahrername	Streckenl.	Zeit	Ø Speed
Ziel	221 Stiel Daniel	1107 m	0:42,395	94,0 km/h
Sektion 1	203 Pex,Stan	329 m	0:12,325	96,1 km/h
Sektion 2	221 Stiel Daniel	475 m	0:18,772	91,1 km/h
Sektion 3	221 Stiel Daniel	303 m	0:11,258	96,9 km/h

	Smr.274 Van Leeuwen,Marritijn NLD Energy Corse srl	Smr.213 Neitingovskii,Daniel CZE Gregor Kart s.r.o.	Smr.201 Pex,Jorrit NLD CRG Holland	
	theoretisch mögliche Bestzeit 0:42,805	theoretisch mögliche Bestzeit 0:43,060	theoretisch mögliche Bestzeit 0:42,602	
best	Ziel Sektion 1 Sektion 2 Sektion 3 0:42,905 0:12,458 0:18,948 0:11,399	Ziel Sektion 1 Sektion 2 Sektion 3 0:43,430 0:12,523 0:19,126 0:11,411	Ziel Sektion 1 Sektion 2 Sektion 3 0:42,634 0:12,373 0:18,883 0:11,346	Ziel Sektion 1 Sektion 2 Sektion 3
Runde 1	0:45,788 0:14,549 0:19,584 0:11,655	0:47,462 0:15,668 0:19,945 0:11,849	0:45,300 0:14,210 0:19,460 0:11,630	
Runde 2	0:43,798 0:12,735 0:19,274 0:11,789	0:44,285 0:13,233 0:19,397 0:11,655	0:43,408 0:12,559 0:19,314 0:11,535	
Runde 3	0:44,108 0:13,118 0:19,280 0:11,710	0:43,746 0:12,710 0:19,287 0:11,749	0:43,408 0:12,818 0:19,040 0:11,550	
Runde 4	0:43,509 0:12,520 0:19,095 0:11,894	0:44,049 0:12,980 0:19,368 0:11,701	0:42,914 0:12,493 0:18,979 0:11,442	
Runde 5	0:43,270 0:12,849 0:18,948 0:11,473	0:44,377 0:13,423 0:19,421 0:11,533	0:42,634 0:12,405 0:18,883 0:11,346	
Runde 6	0:43,069 0:12,509 0:19,088 0:11,472	0:43,657 0:13,103 0:19,126 0:11,428	0:42,373 0:19,160	
Runde 7	0:43,089 0:12,492 0:19,067 0:11,530	0:43,896 0:13,243 0:19,242 0:11,411		
Runde 8	0:42,905 0:12,475 0:18,979 0:11,451	0:43,430 0:12,653 0:19,326 0:11,451		
Runde 9	0:43,030 0:12,458 0:19,149 0:11,423	0:43,599 0:12,523 0:19,271 0:11,805		
Runde 10	0:52,413 0:21,458 0:19,439 0:11,516	0:44,224 0:13,060 0:19,351 0:11,813		
Runde 11	0:43,117 0:12,498 0:19,220 0:11,399	0:43,462 0:12,771 0:19,133 0:11,558		
Runde 12	0:43,325 0:12,592 0:19,126 0:11,607			
Runde 13				

NEU - 1 - NEW

DMSB-RegNr: 206/2018

R 10 DSKM (K22) Heat 2 A <> C

Strecke / track: 1107m

fastest Lap Stell, Daniel at: 0:42,426

started: 17 classified: 17 not classified: 0 not started: 1

Doc. 1.1

Pos	Stf. Nr.	Fahrer Driver	Nation	Bewerber/Sponsor	Nation	Lizenz/B-Lizenz	Chassis/Motor/Reifen	Points	Runden Laps	Gesamtzeit Differenz	Abstand Gap	beste Runde best Lap	in N. in L.	o Geschw. u Speed
1	201	Pex, Jorrit	NLD	CRG Holland	NLD	27382 15521	CRG / TM / Vega	0	14	10:09,735		0:42,615	10	91,5 km/h 93,5 km/h
2	203	Pex, Stan	NLD	CRG Holland	NLD	31772 15521	CRG / TM / Vega	2	14	10:10,380 0:00,645	0:00,645	0:42,744	8	91,4 km/h 93,2 km/h
3	242	Kremers, Marijn	ITA	BIREL ART RACING S.R.L.	ITA	28576 370004	BIREL ART / TM / Vega	3	14	10:11,784 0:02,049	0:01,404	0:42,713	13	91,2 km/h 93,3 km/h
4	232	Maticic, André	DEU	Solgat Motorsport	DEU	IKB 1083048 KBF 1079882	BirelART / TM / Vega	4	14	10:11,952 0:02,217	0:00,168	0:42,892	11	91,2 km/h 92,8 km/h
5	212	Specken, Guust	NLD	Guust Specken	NLD	33443 33443	BirelART / Vortex / Vega	5	14	10:12,170 0:02,435	0:00,218	0:42,869	11	91,1 km/h 92 km/h
6	221	Stell, Daniel	DEU	DS Kartsport	DEU	IKB 1138227 KBF 1154357	MACH1 / TM / Vega	6	14	10:12,563 0:02,828	0:00,393	0:42,426	9	91,1 km/h 93,9 km/h
7	228	Pieruszek, Kevin	DEU	BIREL ART RACING KSW	AUT	IKB 1129247 BK 102	RK / TM / Vega	7	14	10:12,724 0:02,989	0:00,161	0:42,946	5	91,1 km/h 92,8 km/h
8	233	Davies, Dylan	NLD	Zanardi Racing Team	NLD	19701 28613	Zanardi / TM / Vega	8	14	10:12,935 0:03,200	0:00,211	0:42,978	11	91 km/h 92,8 km/h
9	284	Müller, Julian	DEU	Mach1 Motorsport	DEU	IKC 1137671 KBF 1005514	Mach1 / TM / Vega	9	14	10:13,273 0:03,538	0:00,338	0:42,793	11	91,1 km/h 93,1 km/h
10	210	Horn, Moritz	DEU	TB Racing Team	DEU	IKB 1132818 KBF 1116906	Kart Republic / TM / Vega	10	14	10:14,287 0:04,552	0:01,014	0:42,805	7	90,8 km/h 93,1 km/h
11	213	Netiagovskii, Daniel	CZE	Gregor Kart s.r.o.	CZE	925 338	CRG / TM / Vega	11	14	10:15,166 0:05,431	0:00,879	0:43,024	5	90,7 km/h 92,6 km/h
12	224	Lanzeni, William	ITA	BIREL ART RACING KSW	AUT	355886 BK 102	BirelART / TM / Vega	12	14	10:15,759 0:06,024	0:00,593	0:42,905	11	90,6 km/h 92,9 km/h
13	211	Mrosek, Michael	DEU	Team AK RACING	AUT	IKC 1131164 BK 005	Formula K / TM / Vega	13	14	10:20,792 0:11,057	0:05,033	0:43,277	10	89,9 km/h 92,1 km/h
14	271	Jöcker, Nico	DEU	Millennium Racing Team	DEU	IKC1138684 KBF 1095578	Kosmic / Vortex / Vega	14	14	10:24,417 0:14,682	0:03,625	0:43,072	7	89,4 km/h 92,5 km/h
15	230	Varhaug, Pål	NOR	CRG Holland	NLD	28345 15521	CRG / TM / Vega	15	14	10:29,240 0:19,505	0:04,823	0:43,527	10	88,7 km/h 91,6 km/h
16	237	Lang, Hannah	GBR	MK Racing	GBR	212874 273486	Tony Kart / Vortex / Vega	16	7	5:21,153 7 R	7 R	0:44,007	4	86,9 km/h 90,6 km/h
17	217	Tornqvist-Persson, Benjamin	SWE	CRG Holland	NLD	19981031459; 15521	CRG / TM / Vega	17	0	0:04,605 14 R	7 R			
the following drivers did not start.														
287	Köhler, Leon	DEU							19					

StNr. 230 5 sec penalty Frontfairing

StNr. 221 5 sec penalty Jump Start

Rennleitung: Volker Ehekircher Racedirektor: Thomas Lainer

Sportkommissare: Thomas Ferrero / Ulrich Bell / Peter Brings / Tobias Amann

Techn. Kommissare: H.-J. Dangers / A.Sengpiel / M. Grasshoff / C. Schmidt / D.Pietzko

Zeitnahme: KART-DATA timing service Franz Schieszler / Martin Summerer

Zeitnahme / timekeeping

control *Schieszler*
Franz Schieszler

Aushangzeit : 16:46:36



DEUTSCHE KART-MEISTERSCHAFTEN 2018 27-29 / 07 / 2018

DMSB-Reg.Nr.:206/2018

R 10 DSKM (KZ2) Heat 2 A < > C

Strecke / track: 1107

Fahrename Driver	Stell Daniel	Pex Jorrit	Pex Stan	Kremers Marijn	Mafisic André	Spekten Guust	Pieruszek Kevin	Davies Dylan	Müller Julian	Horn Moritz	Neftogovskii Daniel	Lanzeni William
schnellste Runde in Runde	0:42,426 Rn. 9	0:42,615 Rn. 10	0:42,744 Rn. 8	0:42,713 Rn. 13	0:42,892 Rn. 11	0:42,869 Rn. 11	0:42,946 Rn. 5	0:42,978 Rn. 11	0:42,793 Rn. 11	0:42,805 Rn. 7	0:43,024 Rn. 5	0:42,905 Rn. 11
Speed	93,9 km/h	93,5 km/h	93,2 km/h	93,3 km/h	92,9 km/h	93,0 km/h	92,8 km/h	92,7 km/h	93,1 km/h	93,1 km/h	92,6 km/h	92,9 km/h
Lap 1	0:45,950	0:45,556	0:46,447	0:45,763	0:45,690	0:46,206	0:46,600	0:46,091	0:48,117	0:47,458	0:45,958	0:46,525
Lap 2	0:43,415	0:43,468	0:43,412	0:43,478	0:43,694	0:43,990	0:43,737	0:43,877	0:43,920	0:43,675	0:43,895	0:43,987
Lap 3	0:43,578	0:43,272	0:42,951	0:43,447	0:43,084	0:43,473	0:43,422	0:43,726	0:43,397	0:43,356	0:43,487	0:43,428
Lap 4	0:43,284	0:43,393	0:43,063	0:43,358	0:43,324	0:43,211	0:43,088	0:43,248	0:43,694	0:43,997	0:43,885	0:44,502
Lap 5	0:43,084	0:43,085	0:42,988	0:43,168	0:43,045	0:43,408	0:42,946	0:43,159	0:43,021	0:43,594	0:43,024	0:43,669
Lap 6	0:43,706	0:43,758	0:43,730	0:44,532	0:43,783	0:43,029	0:43,084	0:43,085	0:42,943	0:42,902	0:43,138	0:43,502
Lap 7	0:42,707	0:42,756	0:43,264	0:43,454	0:43,595	0:43,277	0:43,315	0:43,310	0:43,062	0:42,805	0:43,119	0:43,456
Lap 8	0:42,530	0:42,734	0:42,744	0:43,496	0:44,060	0:43,528	0:43,487	0:43,438	0:43,352	0:42,911	0:43,155	0:43,210
Lap 9	0:42,426	0:42,633	0:42,894	0:42,875	0:42,920	0:42,981	0:43,543	0:43,232	0:42,982	0:42,996	0:43,289	0:42,974
Lap 10	0:42,448	0:42,615	0:42,916	0:42,817	0:42,897	0:42,976	0:43,126	0:43,148	0:42,952	0:43,015	0:43,407	0:43,076
Lap 11	0:42,454	0:42,819	0:42,993	0:42,939	0:42,892	0:42,869	0:43,026	0:42,978	0:42,793	0:43,298	0:43,617	0:42,905
Lap 12	0:42,497	0:42,985	0:43,081	0:42,745	0:43,085	0:43,018	0:43,018	0:43,079	0:43,112	0:43,179	0:43,595	0:43,038
Lap 13	0:43,101	0:43,266	0:42,750	0:42,713	0:42,915	0:42,877	0:43,086	0:43,083	0:43,077	0:42,980	0:43,157	0:43,123
Lap 14	0:43,526	0:43,804	0:43,278	0:44,101	0:43,207	0:43,289	0:43,074	0:43,064	0:43,208	0:43,009	0:43,406	0:43,401

DMSB-RegNr: 206/2018

R 10 DSKM (KZ2) Heat 2 A < > C

Strecke / track: 1107

Fahrername Driver	Mirosek Michael	Varhaug Pål	Jöcker Nico	Lang Hannah	Persson Benjamin
schnellste Runde in Runde	0:43,277 Rn. 10	0:43,527 Rn. 10	0:43,072 Rn. 7	0:44,007 Rn. 4	
Speed	92,1 km/h	91,6 km/h	92,5 km/h	90,6 km/h	
Lap 1	0:48,082	0:48,520	0:48,539	0:47,063	
Lap 2	0:44,370	0:44,510	0:44,445	0:45,252	
Lap 3	0:43,530	0:44,187	0:44,312	0:44,686	
Lap 4	0:43,619	0:43,963	0:43,943	<u>0:44,007</u>	
Lap 5	0:43,436	0:43,693	0:43,268	0:45,174	
Lap 6	0:43,845	0:44,065	0:45,010	0:44,634	
Lap 7	0:43,468	0:43,651	<u>0:43,072</u>	0:45,025	
Lap 8	0:43,625	0:43,550	0:43,283		
Lap 9	0:43,878	0:43,595	0:43,561		
Lap 10	<u>0:43,277</u>	<u>0:43,527</u>	0:43,548		
Lap 11	0:43,528	0:44,267	0:44,317		
Lap 12	0:43,475	0:44,081	0:44,062		
Lap 13	0:43,752	0:43,881	0:43,887		
Lap 14	0:43,514	0:44,024	0:44,010		

R 10 DSKM (KZ2) Heat 2 A < > C

Ziel		Sektion 1		Sektion 2		Sektion 3	
Fahrername	Zeit	Fahrername	Zeit	Fahrername	Zeit	Fahrername	Zeit
1 221 Stell,Daniel	0:42,426	201 Pex,Jorrit	0:12,307	221 Stell,Daniel	0:18,792	221 Stell,Daniel	0:11,230
2 201 Pex,Jorrit	0:42,615	221 Stell,Daniel	0:12,336	201 Pex,Jorrit	0:18,880	242 Kremers,Marijn	0:11,337
3 242 Kremers,Marijn	0:42,713	210 Horn,Moritz	0:12,367	203 Pex,Stan	0:18,882	210 Horn,Moritz	0:11,357
4 203 Pex,Stan	0:42,744	203 Pex,Stan	0:12,378	232 Maticic,André	0:18,946	212 Specken,Guust	0:11,367
5 284 Müller,Julian	0:42,793	224 Lanzeni,William	0:12,387	212 Specken,Guust	0:18,953	213 Nettagovskii,Daniel	0:11,369
6 210 Horn,Moritz	0:42,805	284 Müller,Julian	0:12,388	242 Kremers,Marijn	0:18,954	201 Pex,Jorrit	0:11,370
7 212 Specken,Guust	0:42,869	242 Kremers,Marijn	0:12,396	210 Horn,Moritz	0:18,968	224 Lanzeni,William	0:11,373
8 232 Maticic,André	0:42,892	228 Pieruszek,Kevin	0:12,417	233 Davies,Dylan	0:18,977	232 Maticic,André	0:11,377
9 224 Lanzeni,William	0:42,905	232 Maticic,André	0:12,431	284 Müller,Julian	0:18,980	284 Müller,Julian	0:11,394
10 228 Pieruszek,Kevin	0:42,946	212 Specken,Guust	0:12,457	228 Pieruszek,Kevin	0:18,982	228 Pieruszek,Kevin	0:11,395
11 233 Davies,Dylan	0:42,978	233 Davies,Dylan	0:12,486	271 Jöcker,Nico	0:19,025	203 Pex,Stan	0:11,412
12 213 Nettagovskii,Daniel	0:43,024	213 Nettagovskii,Daniel	0:12,487	224 Lanzeni,William	0:19,067	233 Davies,Dylan	0:11,452
13 271 Jöcker,Nico	0:43,072	211 Mrosek,Michael	0:12,531	213 Nettagovskii,Daniel	0:19,099	271 Jöcker,Nico	0:11,464
14 211 Mrosek,Michael	0:43,277	271 Jöcker,Nico	0:12,548	211 Mrosek,Michael	0:19,153	230 Varhaug,Pål	0:11,502
15 230 Varhaug,Pål	0:43,527	237 Lang,Hannah	0:12,604	230 Varhaug,Pål	0:19,290	211 Mrosek,Michael	0:11,524
16 237 Lang,Hannah	0:44,007	230 Varhaug,Pål	0:12,610	237 Lang,Hannah	0:19,500	237 Lang,Hannah	0:11,761
17 217 Tornqvist-Persson,Benjamin		217 Tornqvist-Persson,Benjaia	0:20,117	217 Tornqvist-Persson,Benjaia	0:23,525	217 Tornqvist-Persson,Benjamin	


DMSB-Reglr:208/2018

R 10 DSKM (K22) Heat 2 A < > C

Die schnellsten Zeiten

Ort	Nr. Fahrername	Streckentl.	Zeit	Ø Speed
Ziel	221 Stell/Daniel	1107 m	0:42,426	93,9 km/h
Sektion 1	201 Pex,Jorrit	329 m	0:12,307	96,2 km/h
Sektion 2	221 Stell/Daniel	475 m	0:18,792	91,0 km/h
Sektion 3	221 Stell/Daniel	303 m	0:11,230	97,1 km/h

	Smr.221 Stell,Daniel DEU DS Kartsport	Smr.201 Pex,Jorrit NLD CRG Holland	Smr.203 Pex,Stan NLD CRG Holland	Smr.242 Kremers,Marijn ITA BIREL ART RACING S.R.L.	Smr.232 Maticic,André DEU Solgat Motorsport
	theoretisch mögliche Bestzeit 0:42,358	theoretisch mögliche Bestzeit 0:42,557	theoretisch mögliche Bestzeit 0:42,672	theoretisch mögliche Bestzeit 0:42,687	theoretisch mögliche Bestzeit 0:42,754
best	Ziel Sektion 1 Sektion 2 Sektion 3 0:42,426 0:12,336 0:18,792 0:11,230	Ziel Sektion 1 Sektion 2 Sektion 3 0:42,615 0:12,307 0:18,880 0:11,370	Ziel Sektion 1 Sektion 2 Sektion 3 0:42,744 0:12,378 0:18,882 0:11,412	Ziel Sektion 1 Sektion 2 Sektion 3 0:42,713 0:12,396 0:18,954 0:11,337	Ziel Sektion 1 Sektion 2 Sektion 3 0:42,892 0:12,431 0:18,946 0:11,377
Runde 1	0:45,950 0:14,940 0:19,454 0:11,556	0:45,556 0:14,352 0:19,532 0:11,672	0:46,447 0:14,547 0:19,955 0:11,945	0:45,763 0:14,647 0:19,512 0:11,604	0:45,690 0:14,313 0:19,647 0:11,730
Runde 2	0:43,415 0:12,823 0:19,202 0:11,390	0:43,468 0:12,604 0:19,294 0:11,570	0:43,412 0:12,646 0:19,231 0:11,535	0:43,478 0:12,726 0:19,281 0:11,471	0:43,694 0:12,723 0:19,317 0:11,654
Runde 3	0:43,578 0:12,960 0:18,966 0:11,652	0:43,272 0:12,664 0:19,070 0:11,538	0:42,951 0:12,484 0:18,984 0:11,483	0:43,447 0:12,764 0:19,134 0:11,549	0:43,084 0:12,536 0:19,047 0:11,501
Runde 4	0:43,284 0:12,846 0:19,043 0:11,395	0:43,393 0:12,878 0:19,074 0:11,441	0:43,063 0:12,420 0:19,059 0:11,584	0:43,358 0:12,753 0:19,119 0:11,486	0:43,324 0:12,650 0:19,192 0:11,482
Runde 5	0:43,084 0:12,645 0:18,917 0:11,522	0:43,085 0:12,570 0:18,954 0:11,561	0:42,988 0:12,494 0:19,001 0:11,493	0:43,168 0:12,560 0:19,062 0:11,546	0:43,045 0:12,501 0:18,980 0:11,564
Runde 6	0:43,706 0:13,020 0:19,270 0:11,416	0:43,758 0:12,712 0:19,516 0:11,530	0:43,730 0:12,730 0:19,423 0:11,577	0:44,532 0:12,821 0:20,078 0:11,633	0:43,783 0:12,752 0:19,334 0:11,697
Runde 7	0:42,707 0:12,503 0:18,804 0:11,400	0:42,756 0:12,439 0:18,880 0:11,437	0:43,264 0:12,601 0:19,160 0:11,503	0:43,454 0:12,609 0:19,440 0:11,405	0:43,595 0:12,511 0:19,561 0:11,523
Runde 8	0:42,530 0:12,452 0:18,848 0:11,230	0:42,734 0:12,364 0:18,922 0:11,448	0:42,744 0:12,402 0:18,882 0:11,460	0:43,496 0:12,847 0:19,239 0:11,410	0:44,060 0:12,951 0:19,539 0:11,570
Runde 9	0:42,426 0:12,345 0:18,792 0:11,289	0:42,633 0:12,360 0:18,886 0:11,387	0:42,894 0:12,396 0:19,015 0:11,483	0:42,875 0:12,503 0:18,985 0:11,387	0:42,920 0:12,482 0:18,946 0:11,492
Runde 10	0:42,448 0:12,353 0:18,832 0:11,263	0:42,615 0:12,339 0:18,906 0:11,370	0:42,916 0:12,378 0:19,057 0:11,481	0:42,817 0:12,396 0:19,055 0:11,366	0:42,897 0:12,431 0:19,002 0:11,464
Runde 11	0:42,454 0:12,336 0:18,875 0:11,243	0:42,819 0:12,307 0:19,052 0:11,460	0:42,993 0:12,525 0:19,003 0:11,465	0:42,939 0:12,404 0:19,158 0:11,377	0:42,892 0:12,449 0:19,066 0:11,377
Runde 12	0:42,497 0:12,346 0:18,802 0:11,349	0:42,985 0:12,379 0:19,053 0:11,553	0:43,081 0:12,528 0:19,074 0:11,479	0:42,745 0:12,401 0:18,974 0:11,370	0:43,085 0:12,566 0:19,012 0:11,507
Runde 13	0:43,101 0:12,576 0:19,020 0:11,505	0:43,266 0:12,500 0:19,247 0:11,519	0:42,750 0:12,388 0:18,950 0:11,412	0:42,713 0:12,422 0:18,954 0:11,337	0:42,915 0:12,436 0:19,096 0:11,383
Runde 14	0:43,526 0:12,551 0:19,246 0:11,729	0:43,804 0:12,541 0:19,395 0:11,868	0:43,278 0:12,431 0:19,122 0:11,725	0:44,101 0:12,510 0:19,461 0:12,130	0:43,207 0:12,548 0:19,047 0:11,612



DEUTSCHE KART-MEISTERSCHAFTEN 2018 27-29 / 07 / 2018

DMSB-Reglir:208/2018

R 10 DSKM (K22) Heat 2 A < > C

Die schnellsten Zeiten

Ort	Nr. Fahrername	Streckenl.	Zeit	Ø Speed
Ziel	221 Stiel Daniel	1107 m	0:42,426	93,9 km/h
Sektion 1	201 Pex,Jorritj	329 m	0:12,307	96,2 km/h
Sektion 2	221 Stiel Daniel	475 m	0:18,792	91,0 km/h
Sektion 3	221 Stiel Daniel	303 m	0:11,230	97,1 km/h

	Smr.212 Specken,Guust NLD Guust Specken theoretisch mögliche Bestzeit 0:42,777	Smr.228 Pieruszek,Kevin DEU BIREL ART RACING KSW theoretisch mögliche Bestzeit 0:42,794	Smr.233 Davies,Dylan NLD Zanardi Racing Team theoretisch mögliche Bestzeit 0:42,915	Smr.284 Müller,Julian DEU Mach1 Motorsport theoretisch mögliche Bestzeit 0:42,762	Smr.210 Horn,Moritz DEU TB Racing Team theoretisch mögliche Bestzeit 0:42,692
best	0:42,869 0:12,457 0:18,953 0:11,367	0:42,946 0:12,417 0:18,982 0:11,395	0:42,978 0:12,486 0:18,977 0:11,452	0:42,793 0:12,388 0:18,980 0:11,394	0:42,805 0:12,367 0:18,968 0:11,357
Runde 1	0:46,206 0:14,295 0:19,878 0:12,033	0:46,600 0:14,610 0:20,066 0:11,924	0:46,091 0:14,231 0:19,952 0:11,908	0:48,117 0:16,333 0:20,011 0:11,773	0:47,458 0:15,330 0:20,160 0:11,968
Runde 2	0:43,990 0:12,985 0:19,303 0:11,702	0:43,737 0:12,803 0:19,404 0:11,530	0:43,877 0:12,940 0:19,248 0:11,689	0:43,920 0:12,966 0:19,220 0:11,734	0:43,675 0:12,877 0:19,270 0:11,528
Runde 3	0:43,473 0:12,716 0:19,219 0:11,538	0:43,422 0:12,632 0:19,278 0:11,512	0:43,726 0:12,887 0:19,314 0:11,525	0:43,397 0:12,747 0:19,097 0:11,553	0:43,356 0:12,832 0:19,108 0:11,416
Runde 4	0:43,211 0:12,488 0:19,093 0:11,630	0:43,088 0:12,578 0:19,282 0:11,528	0:43,248 0:12,680 0:19,036 0:11,532	0:43,694 0:13,019 0:19,166 0:11,509	0:43,997 0:12,871 0:19,354 0:11,772
Runde 5	0:43,408 0:12,751 0:19,120 0:11,537	0:42,946 0:12,487 0:19,010 0:11,449	0:43,159 0:12,597 0:19,015 0:11,547	0:43,021 0:12,533 0:18,980 0:11,508	0:43,594 0:12,726 0:19,241 0:11,627
Runde 6	0:43,029 0:12,457 0:19,075 0:11,497	0:43,084 0:12,509 0:19,180 0:11,395	0:43,085 0:12,486 0:19,010 0:11,589	0:42,943 0:12,470 0:18,997 0:11,476	0:42,902 0:12,517 0:18,981 0:11,404
Runde 7	0:43,277 0:12,512 0:19,213 0:11,552	0:43,315 0:12,491 0:19,250 0:11,574	0:43,310 0:12,539 0:19,047 0:11,724	0:43,062 0:12,526 0:18,984 0:11,552	0:42,805 0:12,367 0:19,035 0:11,403
Runde 8	0:43,528 0:12,529 0:19,525 0:11,474	0:43,487 0:12,666 0:19,333 0:11,488	0:43,438 0:12,498 0:19,458 0:11,482	0:43,352 0:12,587 0:19,085 0:11,680	0:42,911 0:12,504 0:19,012 0:11,395
Runde 9	0:42,981 0:12,528 0:19,027 0:11,426	0:43,543 0:13,029 0:19,091 0:11,423	0:43,232 0:12,667 0:19,099 0:11,466	0:42,982 0:12,523 0:18,993 0:11,466	0:42,996 0:12,573 0:18,994 0:11,429
Runde 10	0:42,976 0:12,586 0:18,981 0:11,409	0:43,126 0:12,576 0:19,084 0:11,466	0:43,148 0:12,671 0:18,977 0:11,500	0:42,952 0:12,498 0:19,013 0:11,441	0:43,015 0:12,504 0:18,968 0:11,543
Runde 11	0:42,869 0:12,461 0:19,041 0:11,367	0:43,026 0:12,490 0:19,103 0:11,433	0:42,978 0:12,501 0:18,981 0:11,496	0:42,793 0:12,388 0:19,011 0:11,394	0:43,298 0:12,418 0:19,443 0:11,437
Runde 12	0:43,018 0:12,473 0:19,072 0:11,473	0:43,018 0:12,539 0:19,079 0:11,400	0:43,079 0:12,606 0:19,021 0:11,452	0:43,112 0:12,606 0:18,993 0:11,513	0:43,179 0:12,674 0:19,148 0:11,357
Runde 13	0:42,877 0:12,484 0:18,953 0:11,440	0:43,086 0:12,548 0:19,130 0:11,408	0:43,083 0:12,509 0:19,057 0:11,517	0:43,077 0:12,508 0:19,034 0:11,535	0:42,980 0:12,414 0:19,113 0:11,453
Runde 14	0:43,289 0:12,548 0:19,044 0:11,697	0:43,074 0:12,417 0:19,140 0:11,517	0:43,064 0:12,496 0:19,023 0:11,545	0:43,208 0:12,495 0:19,086 0:11,627	0:43,009 0:12,426 0:19,094 0:11,489

R 10 DSKM (K22) Heat 2 A < > C

Die schnellsten Zeiten

Ort	Nr. Fahrername	Streckentl.	Zeit	Ø Speed
Ziel	221 Stiel Daniel	1107 m	0:42,426	93,9 km/h
Sektion 1	201 Pex,Jorritj	329 m	0:12,307	96,2 km/h
Sektion 2	221 Stiel Daniel	475 m	0:18,792	91,0 km/h
Sektion 3	221 Stiel Daniel	303 m	0:11,230	97,1 km/h

	Smr.213 Netigowski,Daniel CZE Gregor Kart s.r.o.		Smr.224 Lanzeni,William ITA BIREL ART RACING KSW		Smr.211 Mrosek,Michael DEU Team AK RACING		Smr.230 Varhaug,Pål NOR CRG Holland		Smr.271 Jöcker,Nico DEU Millennium Racing Team											
	theoretisch mögliche Bestzeit	0:42,955	theoretisch mögliche Bestzeit	0:42,827	theoretisch mögliche Bestzeit	0:43,208	theoretisch mögliche Bestzeit	0:43,402	theoretisch mögliche Bestzeit	0:43,037										
best	0:43,024	0:12,487	0:19,099	0:11,369	0:42,905	0:12,387	0:19,067	0:11,373	0:42,777	0:12,531	0:19,153	0:11,524	0:43,527	0:12,610	0:19,290	0:11,502	0:43,072	0:12,548	0:19,025	0:11,464
Runde 1	0:45,958	0:14,478	0:19,775	0:11,705	0:46,525	0:14,852	0:19,923	0:11,750	0:48,082	0:16,247	0:20,027	0:11,808	0:48,520	0:16,405	0:20,296	0:11,819	0:48,539	0:16,984	0:19,759	0:11,796
Runde 2	0:43,895	0:12,722	0:19,452	0:11,721	0:43,987	0:12,992	0:19,294	0:11,701	0:44,370	0:12,900	0:19,660	0:11,810	0:44,510	0:12,926	0:19,556	0:12,028	0:44,445	0:12,774	0:19,606	0:12,065
Runde 3	0:43,487	0:12,648	0:19,350	0:11,489	0:43,428	0:12,716	0:19,245	0:11,467	0:43,530	0:12,676	0:19,227	0:11,627	0:44,187	0:13,049	0:19,520	0:11,618	0:44,312	0:12,965	0:19,582	0:11,765
Runde 4	0:43,885	0:13,336	0:19,099	0:11,450	0:44,502	0:13,337	0:19,495	0:11,670	0:43,619	0:12,744	0:19,170	0:11,705	0:43,963	0:12,679	0:19,515	0:11,769	0:43,943	0:12,672	0:19,378	0:11,893
Runde 5	0:43,024	0:12,487	0:19,124	0:11,413	0:43,669	0:12,770	0:19,245	0:11,654	0:43,436	0:12,607	0:19,194	0:11,635	0:43,693	0:12,610	0:19,305	0:11,778	0:43,268	0:12,717	0:19,025	0:11,526
Runde 6	0:43,138	0:12,521	0:19,188	0:11,429	0:43,502	0:12,812	0:19,223	0:11,467	0:43,845	0:12,883	0:19,331	0:11,631	0:44,065	0:13,256	0:19,307	0:11,502	0:45,010	0:14,033	0:19,479	0:11,498
Runde 7	0:43,119	0:12,571	0:19,164	0:11,384	0:43,456	0:12,711	0:19,239	0:11,506	0:43,468	0:12,584	0:19,323	0:11,561	0:43,651	0:12,645	0:19,439	0:11,567	0:43,072	0:12,548	0:19,060	0:11,464
Runde 8	0:43,155	0:12,589	0:19,197	0:11,369	0:43,210	0:12,537	0:19,191	0:11,482	0:43,625	0:12,642	0:19,379	0:11,604	0:43,550	0:12,641	0:19,401	0:11,508	0:43,283	0:12,610	0:19,132	0:11,541
Runde 9	0:43,289	0:12,580	0:19,266	0:11,443	0:42,974	0:12,411	0:19,148	0:11,415	0:43,878	0:12,600	0:19,376	0:11,902	0:43,595	0:12,633	0:19,319	0:11,643	0:43,561	0:12,677	0:19,214	0:11,670
Runde 10	0:43,407	0:12,774	0:19,176	0:11,457	0:43,076	0:12,580	0:19,123	0:11,373	0:43,277	0:12,600	0:19,153	0:11,524	0:43,527	0:12,677	0:19,290	0:11,560	0:43,548	0:12,792	0:19,200	0:11,556
Runde 11	0:43,617	0:12,589	0:19,594	0:11,434	0:42,905	0:12,387	0:19,100	0:11,418	0:43,528	0:12,610	0:19,296	0:11,622	0:44,267	0:12,929	0:19,769	0:11,569	0:44,317	0:12,889	0:19,860	0:11,568
Runde 12	0:43,595	0:12,914	0:19,251	0:11,430	0:43,088	0:12,520	0:19,140	0:11,378	0:43,475	0:12,531	0:19,206	0:11,738	0:44,081	0:12,911	0:19,642	0:11,528	0:44,062	0:12,847	0:19,631	0:11,584
Runde 13	0:43,157	0:12,549	0:19,204	0:11,404	0:43,123	0:12,488	0:19,067	0:11,568	0:43,752	0:12,605	0:19,413	0:11,734	0:43,881	0:12,888	0:19,401	0:11,642	0:43,887	0:12,846	0:19,325	0:11,716
Runde 14	0:43,406	0:12,586	0:19,219	0:11,601	0:43,401	0:12,711	0:19,143	0:11,547	0:43,514	0:12,575	0:19,269	0:11,670	0:44,024	0:12,845	0:19,344	0:11,835	0:44,010	0:12,801	0:19,311	0:11,898

R 10 DSKM (K22) Heat 2 A < > C

Die schnellsten Zeiten

Ort	Nr. Fahrername	Zeit	Streckenl.	ø Speed
Ziel	221 Stiel Daniel	0:42,426	1107 m	93,9 km/h
Sektion 1	201 Pex,Jorritj	0:12,307	329 m	96,2 km/h
Sektion 2	221 Stiel Daniel	0:18,792	475 m	91,0 km/h
Sektion 3	221 Stiel Daniel	0:11,230	303 m	97,1 km/h

Stnr.237 Lang,Hannah GBR MK Racing theoretisch mögliche Besitzerzeit 0:43,865 Ziel Sektion 1 Sektion 2 Sektion 3 0:44,007 0:12,604 0:19,500 0:11,761	Stnr.217 Tornqvist-Persson,Benjamin SWE CRG Holland theoretisch mögliche Besitzerzeit 0:43,642 Ziel Sektion 1 Sektion 2 Sektion 3 0:20,117 0:23,525	Ziel Sektion 1 Sektion 2 Sektion 3	Ziel Sektion 1 Sektion 2 Sektion 3	Ziel Sektion 1 Sektion 2 Sektion 3	Ziel Sektion 1 Sektion 2 Sektion 3
Runde 1 0:47,063 0:14,867 0:20,163 0:12,033					
Runde 2 0:45,252 0:13,591 0:19,670 0:11,991					
Runde 3 0:44,686 0:13,407 0:19,518 0:11,761					
Runde 4 0:44,007 0:12,632 0:19,500 0:11,875					
Runde 5 0:45,174 0:13,077 0:19,953 0:12,144					
Runde 6 0:44,634 0:12,742 0:19,877 0:12,015					
Runde 7 0:45,025 0:12,604 0:19,975 0:12,446					
Runde 8 0:13,144 0:20,154					

DMSB-RegNr: 206/2018

R 5 DSKM (KZ2) Heat 1 B <> C

Strecke / track: 1107m

fastest Lap Federer, Fabian at: 0:42,477

started: 18 classified: 18 not classified: 0

Doc. 33

Pos	Stf. Nr.	Fahrer Driver	Nation	Bewerber/Sponsor	Nation	Lizenz/B-Lizenz	Chassis/Motor/Reifen	Points	Runden Laps	Gesamtzeit Differenz	Abstand Gap	beste Runde best Lap	in N. in L.	o Geschw. g Speed
1	204	Federer, Fabian	ITA	SRP Racing Team	DEU	353643 KBF1156791	CRG / TM / Vega	0	14	10:03,678		0:42,477	9	92,4 km/h 93,8 km/h
2	223	Schmitz, Alexander	DEU	Renda Motorsport S.A.S.	ITA	322880 IKA 1120614	Tony Kart / Vortex / Vega	2	14	10:03,966 0:00,288	0:00,288	0:42,592	14	92,4 km/h 93,6 km/h
3	242	Kremers, Marijn	ITA	BIREL ART RACING S.R.L.	ITA	28576 370004	BIREL ART / TM / Vega	3	14	10:06,220 0:02,542	0:02,254	0:42,569	7	92 km/h 93,6 km/h
4	212	Specken, Guust	NLD	Guust Specken	NLD	33443 33443	BirelART / Vortex / Vega	4	14	10:06,389 0:02,711	0:00,169	0:42,619	6	92 km/h 93,6 km/h
5	232	Maticic, André	DEU	Solgat Motorsport	DEU	IKB 1083048 KBF 1079882	BirelART / TM / Vega	5	14	10:06,821 0:03,143	0:00,432	0:42,584	6	91,9 km/h 93,6 km/h
6	274	Van Leeuwen, Martijn	NLD	Energy Corse srl	ITA	30816 295423	Energy / TM / Vega	6	14	10:07,820 0:04,142	0:00,999	0:42,627	6	91,8 km/h 93,5 km/h
7	227	Tschentscher, Toni	DEU	SRP Racing Team	DEU	IKC 1133992 KBF 1156791	CRG / TM / Vega	7	14	10:08,041 0:04,363	0:00,221	0:42,587	5	91,8 km/h 93,6 km/h
8	218	Tubben, Max	NLD	CRG Holland	NLD	33495 15521	CRG / TM / Vega	8	14	10:08,447 0:04,769	0:00,406	0:42,833	10	91,7 km/h 93 km/h
9	284	Müller, Julian	DEU	Mach1 Motorsport	DEU	IKC 1137671 KBF 1005514	Mach1 / TM / Vega	9	14	10:08,936 0:05,258	0:00,489	0:42,563	7	91,6 km/h 93,6 km/h
10	287	Köhler, Leon	DEU	Energy corse srl	ITA	IKB 1164981 295423	Energy / Vortex / Vega	10	14	10:10,432 0:06,754	0:01,496	0:42,818	7	91,4 km/h 93,1 km/h
11	217	Tornqvist-Persson, Benjamin	SWE	CRG Holland	NLD	19981031459? 15521	CRG / TM / Vega	11	14	10:11,808 0:08,130	0:01,376	0:42,726	7	91,2 km/h 93,3 km/h
12	231	Paul, Maximilian	DEU	DR S.R.L.	ITA	IKB 1140086 296449	DR / Modena / Vega	12	14	10:12,687 0:09,009	0:00,879	0:42,971	13	91,1 km/h 92,7 km/h
13	224	Lanzeni, William	ITA	BIREL ART RACING KSW	AUT	355886 BK 102	BirelART / TM / Vega	13	14	10:13,776 0:10,098	0:01,089	0:42,841	11	90,9 km/h 93 km/h
14	230	Varhaug, Pål	NOR	CRG Holland	NLD	28345 15521	CRG / TM / Vega	14	14	10:16,972 0:13,294	0:03,196	0:43,199	3	90,4 km/h 92,3 km/h
15	241	Peklin, Ivan	UKR	Victory Racing Team	UKR	CS 28.0009.11 CT 28.0005.18	Birel Art / TM / Vega	15	14	10:17,427 0:13,749	0:00,455	0:43,030	11	90,4 km/h 92,6 km/h
16	238	Jilek, Michal	CZE	Solgat Motorsport	DEU	18AS0808 KBF 1079882	BirelART / TM / Vega	16	14	10:17,877 0:14,199	0:00,450	0:43,051	11	90,3 km/h 92,6 km/h
17	207	Nilsson, Brandon	SWE	GOLD BY BRANDON RACING	SWE	19950219417? 574	Righetti Ridolfi / TM / Vega	17	14	10:18,985 0:15,307	0:01,108	0:42,906	5	90,1 km/h 92,9 km/h
18	237	Lang, Hannah	GBR	MK Racing	GBR	212874 273486	Tony Kart / Vortex / Vega	18	14	10:36,648 0:32,970	0:17,663	0:43,770	3	87,6 km/h 91 km/h

StNr. 207 5 sec penalty Frontfairing

Rennleitung: Volker Ehekircher Racedirektor: Thomas Lainer
 Sportkommissare: Thomas Ferrero / Ulrich Bell / Peter Brings / Tobias Amann
 Techn. Kommissare: H.-J. Dangers / A.Sengpiel / M. Grasshoff / C. Schmidt / D.Pietzko
 Zeitnahme: KART-DATA timing service Franz Schieszler / Martin Summerer

Zeitnahme / timekeeping
 control *Schieszler*
 Franz Schieszler

Aushangzeit : 15:00:40

DMSB-RegNr: 206/2018

R 5 DSKM (KZ2) Heat 1 B < > C

Strecke / track: 1107

Fahrename Driver	Federer Fabian	Schmitz Alexander	Kremers Marijn	Spekten Guust	Mafisic André	Van Leeuwen Marijn	Tschentscher Toni	Tubben Max	Müller Julian	Köhler Leon	Persson Benjamin	Paul Maximilian
schnellste Runde	0:42,477 Rn. 9	0:42,592 Rn. 14	0:42,569 Rn. 7	0:42,619 Rn. 6	0:42,584 Rn. 6	0:42,627 Rn. 6	0:42,587 Rn. 5	0:42,833 Rn. 10	0:42,563 Rn. 7	0:42,818 Rn. 7	0:42,726 Rn. 7	0:42,971 Rn. 13
Speed	93,8 km/h	93,6 km/h	93,6 km/h	93,5 km/h	93,6 km/h	93,5 km/h	93,6 km/h	93,0 km/h	93,6 km/h	93,1 km/h	93,3 km/h	92,7 km/h
Lap 1	0:45,592	0:45,670	0:45,634	0:46,042	0:45,664	0:45,804	0:46,616	0:46,783	0:46,942	0:47,066	0:48,655	0:46,785
Lap 2	0:43,423	0:43,427	0:43,742	0:43,435	0:43,324	0:43,400	0:43,456	0:43,487	0:43,473	0:43,473	0:43,676	0:43,803
Lap 3	0:42,929	0:42,899	0:43,371	0:43,359	0:44,017	0:43,471	0:43,374	0:43,440	0:43,763	0:43,445	0:43,680	0:43,492
Lap 4	0:42,739	0:42,792	0:42,876	0:42,889	0:42,794	0:42,739	0:42,652	0:42,879	0:42,835	0:43,120	0:42,818	0:43,223
Lap 5	0:42,691	0:42,672	0:42,594	0:42,792	0:42,794	0:42,721	0:42,587	0:43,000	0:42,584	0:43,035	0:42,927	0:43,124
Lap 6	0:42,563	0:42,726	0:42,679	0:42,619	0:42,584	0:42,627	0:42,616	0:42,871	0:42,586	0:42,909	0:43,019	0:43,073
Lap 7	0:42,537	0:42,605	0:42,569	0:42,669	0:42,608	0:42,798	0:42,761	0:42,857	0:42,563	0:42,818	0:42,726	0:43,043
Lap 8	0:42,846	0:42,747	0:42,910	0:42,736	0:42,859	0:42,877	0:42,782	0:42,839	0:42,707	0:43,035	0:42,799	0:43,138
Lap 9	0:42,477	0:42,914	0:42,810	0:42,969	0:42,998	0:43,027	0:43,489	0:42,857	0:43,135	0:42,944	0:43,951	0:44,677
Lap 10	0:42,610	0:42,671	0:43,013	0:43,135	0:43,147	0:43,199	0:42,936	0:42,833	0:42,839	0:43,005	0:42,902	0:43,109
Lap 11	0:42,736	0:42,891	0:42,913	0:42,921	0:43,219	0:43,762	0:43,207	0:42,917	0:43,312	0:43,250	0:42,912	0:42,999
Lap 12	0:42,624	0:42,630	0:42,980	0:42,792	0:42,929	0:42,885	0:43,003	0:42,955	0:42,898	0:43,196	0:42,924	0:43,138
Lap 13	0:43,096	0:42,908	0:43,289	0:42,821	0:42,747	0:42,990	0:42,843	0:42,878	0:42,902	0:42,967	0:42,935	0:42,971
Lap 14	0:43,256	0:42,592	0:43,440	0:42,772	0:42,986	0:43,382	0:43,179	0:43,106	0:44,366	0:43,398	0:43,005	0:43,069


R 5 DSKM (KZ2) Heat 1 B < > C

Strecke / track: 1107

Fahrername Driver	Lanzeni William	Varhaug Pål	Peklin Ivan	Jilek Michal	Nilsson Brandon	Lang Hannah
schnellste Runde in Runde	0:42,841 Rn. 11	0:43,199 Rn. 3	0:43,030 Rn. 11	0:43,051 Rn. 11	0:42,906 Rn. 5	0:43,770 Rn. 3
Speed	93,0 km/h	92,3 km/h	92,6 km/h	92,6 km/h	92,9 km/h	91,0 km/h
Lap 1	0:46,998	0:47,415	0:47,347	0:47,561	0:47,646	0:48,599
Lap 2	0:43,780	0:44,000	0:43,993	0:44,121	0:44,088	0:44,289
Lap 3	0:43,162	0:43,199	0:44,777	0:44,544	0:44,043	0:43,770
Lap 4	0:43,414	0:43,476	0:43,265	0:43,443	0:43,028	0:43,973
Lap 5	0:43,059	0:43,278	0:43,128	0:43,309	0:42,906	0:44,533
Lap 6	0:43,112	0:45,143	0:43,768	0:43,454	0:44,133	0:45,181
Lap 7	0:43,085	0:43,556	0:43,965	0:43,708	0:43,039	0:45,595
Lap 8	0:42,995	0:43,310	0:43,105	0:43,646	0:43,087	0:45,881
Lap 9	0:44,668	0:43,774	0:43,485	0:43,304	0:43,056	0:45,274
Lap 10	0:43,282	0:43,464	0:44,412	0:44,088	0:42,993	0:45,191
Lap 11	0:42,841	0:43,337	0:43,030	0:43,051	0:43,222	0:44,311
Lap 12	0:43,325	0:43,207	0:43,086	0:43,117	0:43,096	0:45,027
Lap 13	0:43,470	0:43,227	0:43,177	0:43,182	0:42,979	0:45,028
Lap 14	0:43,305	0:43,468	0:43,368	0:43,492	0:43,316	0:46,409

R 5 DSKM (KZ2) Heat 1 B < > C

Ziel		Sektion 1		Sektion 2		Sektion 3	
Fahrername	Zeit	Fahrername	Zeit	Fahrername	Zeit	Fahrername	Zeit
1 204 Federer,Fabian	0:42,477	242 Kremers,Marijn	0:12,250	204 Federer,Fabian	0:18,823	217 Tornqvist-Persson,Benjai	0:11,310
2 284 Müller,Julian	0:42,563	232 Maticic,André	0:12,290	284 Müller,Julian	0:18,828	242 Kremers,Marijn	0:11,312
3 242 Kremers,Marijn	0:42,569	274 Van Leeuwen,Martijn	0:12,291	274 Van Leeuwen,Martijn	0:18,842	218 Tubben,Max	0:11,327
4 232 Maticic,André	0:42,584	223 Schmitz,Alexander	0:12,292	232 Maticic,André	0:18,847	232 Maticic,André	0:11,332
5 227 Tschentscher,Toni	0:42,587	212 Specken,Guust	0:12,293	227 Tschentscher,Toni	0:18,855	204 Federer,Fabian	0:11,345
6 223 Schmitz,Alexander	0:42,592	284 Müller,Julian	0:12,299	212 Specken,Guust	0:18,878	224 Lanzani,William	0:11,354
7 212 Specken,Guust	0:42,619	227 Tschentscher,Toni	0:12,303	223 Schmitz,Alexander	0:18,891	284 Müller,Julian	0:11,356
8 274 Van Leeuwen,Martijn	0:42,627	204 Federer,Fabian	0:12,309	242 Kremers,Marijn	0:18,911	287 Köhler,Leon	0:11,359
9 217 Tornqvist-Persson,Benjai	0:42,726	287 Köhler,Leon	0:12,349	287 Köhler,Leon	0:18,957	223 Schmitz,Alexander	0:11,360
10 287 Köhler,Leon	0:42,818	217 Tornqvist-Persson,Benjai	0:12,349	207 Nilsson,Brandon	0:18,969	212 Specken,Guust	0:11,363
11 218 Tubben,Max	0:42,833	218 Tubben,Max	0:12,354	217 Tornqvist-Persson,Benjai	0:18,987	227 Ischentscher,Toni	0:11,375
12 224 Lanzani,William	0:42,841	241 Peklin,Ivan	0:12,374	218 Tubben,Max	0:19,026	274 Van Leeuwen,Martijn	0:11,416
13 207 Nilsson,Brandon	0:42,906	238 Jilek,Michal	0:12,383	224 Lanzani,William	0:19,029	230 Varhaug,Pål	0:11,422
14 231 Paul,Maximilian	0:42,971	224 Lanzani,William	0:12,400	238 Jilek,Michal	0:19,052	207 Nilsson,Brandon	0:11,434
15 241 Peklin,Ivan	0:43,030	231 Paul,Maximilian	0:12,404	241 Peklin,Ivan	0:19,061	231 Paul,Maximilian	0:11,439
16 238 Jilek,Michal	0:43,051	207 Nilsson,Brandon	0:12,455	231 Paul,Maximilian	0:19,097	241 Peklin,Ivan	0:11,489
17 230 Varhaug,Pål	0:43,199	230 Varhaug,Pål	0:12,495	230 Varhaug,Pål	0:19,167	238 Jilek,Michal	0:11,522
18 237 Lang,Hannah	0:43,770	237 Lang,Hannah	0:12,579	237 Lang,Hannah	0:19,267	237 Lang,Hannah	0:11,805



DEUTSCHE KART-MEISTERSCHAFTEN 2018 27-29 / 07 / 2018

DMSB-Reglir:208/2018

R 5 DSKM (KZ2) Heat 1 B < > C

Die schnellsten Zeiten

Ort	Nr. Fahrername	Streckenl.	Zeit	Ø Speed
Ziel	204 Federer, Fabian	1107 m	0:42,477	93,8 km/h
Sektion 1	242 Kremers, Marijn	329 m	0:12,250	96,7 km/h
Sektion 2	204 Federer, Fabian	475 m	0:18,823	90,8 km/h
Sektion 3	217 Tornqvist-Persson, Benjal	303 m	0:11,310	96,4 km/h

	Smr.204 Federer, Fabian ITA SRP Racing Team theoretisch mögliche Bestzeit 0:42,477	Smr.223 Schmitz, Alexander DEU Renda Motorsport S.A.S. theoretisch mögliche Bestzeit 0:42,543	Smr.242 Kremers, Marijn ITA BIREL ART RACING S.R.L. theoretisch mögliche Bestzeit 0:42,473	Smr.212 Specken, Guust NLD Guust Specken theoretisch mögliche Bestzeit 0:42,534	Smr.232 Maticic, André DEU Solgat Motorsport theoretisch mögliche Bestzeit 0:42,469
best	0:42,477 0:12,309 0:18,823 0:11,345	0:42,592 0:12,292 0:18,891 0:11,360	0:42,569 0:12,250 0:18,911 0:11,312	0:42,619 0:12,293 0:18,878 0:11,363	0:42,584 0:12,290 0:18,847 0:11,332
Runde 1	0:45,592 0:14,564 0:19,403 0:11,625	0:45,670 0:14,578 0:19,519 0:11,573	0:45,684 0:14,546 0:19,466 0:11,622	0:46,042 0:14,511 0:19,860 0:11,671	0:45,664 0:14,428 0:19,574 0:11,662
Runde 2	0:43,423 0:12,589 0:19,233 0:11,601	0:43,427 0:12,582 0:19,311 0:11,534	0:43,742 0:12,929 0:19,154 0:11,659	0:43,435 0:12,650 0:19,136 0:11,649	0:43,324 0:12,681 0:19,077 0:11,566
Runde 3	0:42,929 0:12,589 0:18,934 0:11,406	0:42,899 0:12,462 0:18,985 0:11,452	0:43,371 0:12,942 0:19,028 0:11,401	0:43,359 0:12,458 0:19,298 0:11,603	0:44,017 0:12,708 0:19,732 0:11,577
Runde 4	0:42,739 0:12,393 0:18,907 0:11,439	0:42,792 0:12,384 0:19,019 0:11,389	0:42,876 0:12,407 0:18,944 0:11,525	0:42,889 0:12,468 0:19,017 0:11,404	0:42,794 0:12,505 0:18,957 0:11,332
Runde 5	0:42,691 0:12,356 0:18,919 0:11,416	0:42,672 0:12,362 0:18,935 0:11,375	0:42,594 0:12,283 0:18,911 0:11,400	0:42,792 0:12,435 0:18,991 0:11,366	0:42,794 0:12,453 0:18,954 0:11,387
Runde 6	0:42,563 0:12,326 0:18,852 0:11,385	0:42,726 0:12,348 0:18,953 0:11,425	0:42,679 0:12,412 0:18,955 0:11,312	0:42,619 0:12,293 0:18,963 0:11,363	0:42,584 0:12,305 0:18,915 0:11,364
Runde 7	0:42,537 0:12,312 0:18,865 0:11,360	0:42,605 0:12,306 0:18,939 0:11,360	0:42,569 0:12,250 0:18,931 0:11,388	0:42,669 0:12,360 0:18,932 0:11,377	0:42,608 0:12,290 0:18,968 0:11,350
Runde 8	0:42,846 0:12,548 0:18,930 0:11,368	0:42,747 0:12,309 0:19,053 0:11,385	0:42,910 0:12,400 0:19,118 0:11,392	0:42,736 0:12,379 0:18,961 0:11,396	0:42,859 0:12,295 0:19,055 0:11,509
Runde 9	0:42,477 0:12,309 0:18,823 0:11,345	0:42,914 0:12,302 0:19,157 0:11,455	0:42,810 0:12,408 0:19,045 0:11,357	0:42,969 0:12,316 0:19,011 0:11,642	0:42,998 0:12,326 0:18,958 0:11,714
Runde 10	0:42,610 0:12,350 0:18,884 0:11,376	0:42,671 0:12,307 0:18,991 0:11,373	0:43,013 0:12,457 0:19,089 0:11,467	0:43,135 0:12,532 0:19,039 0:11,564	0:43,147 0:12,460 0:19,179 0:11,508
Runde 11	0:42,736 0:12,395 0:18,934 0:11,407	0:42,891 0:12,376 0:19,088 0:11,427	0:42,913 0:12,445 0:19,095 0:11,373	0:42,921 0:12,432 0:19,014 0:11,475	0:43,219 0:12,735 0:19,006 0:11,478
Runde 12	0:42,624 0:12,338 0:18,917 0:11,369	0:42,630 0:12,292 0:18,923 0:11,415	0:42,980 0:12,406 0:19,028 0:11,546	0:42,792 0:12,543 0:18,878 0:11,371	0:42,929 0:12,550 0:18,971 0:11,408
Runde 13	0:43,096 0:12,421 0:19,117 0:11,558	0:42,908 0:12,398 0:19,040 0:11,470	0:43,289 0:12,487 0:19,167 0:11,635	0:42,821 0:12,456 0:18,942 0:11,423	0:42,747 0:12,427 0:18,847 0:11,473
Runde 14	0:43,256 0:12,451 0:19,086 0:11,719	0:42,592 0:12,300 0:18,891 0:11,401	0:43,440 0:12,456 0:19,461 0:11,523	0:42,772 0:12,381 0:18,953 0:11,438	0:42,986 0:12,375 0:19,000 0:11,611

DMSB-Reglir:208/2018

R 5 DSKM (KZ2) Heat 1 B < > C

Die schnellsten Zeiten

Ort	Nr. Fahrername	Streckenl.	Zeit	Ø Speed
Ziel	204 Federer, Fabian	1107 m	0:42,477	93,8 km/h
Sektion 1	242 Kreiners, Martijn	329 m	0:12,250	96,7 km/h
Sektion 2	204 Federer, Fabian	475 m	0:18,823	90,8 km/h
Sektion 3	217 Tornqvist-Persson, Benjal	303 m	0:11,310	96,4 km/h

	Smr.274 Van Leeuwen, Martijn NLD Energy Corse srl theoretisch mögliche Bestzeit 0:42,549	Smr.227 Tschentscher, Toni DEU SRP Racing Team theoretisch mögliche Bestzeit 0:42,533	Smr.218 Tubben, Max NLD CRG Holland theoretisch mögliche Bestzeit 0:42,707	Smr.284 Müller, Julian DEU Mach1 Motorsport theoretisch mögliche Bestzeit 0:42,483	Smr.287 Köhler, Leon DEU Energy corse srl theoretisch mögliche Bestzeit 0:42,665
	Ziel Sektion 1 Sektion 2 Sektion 3	Ziel Sektion 1 Sektion 2 Sektion 3	Ziel Sektion 1 Sektion 2 Sektion 3	Ziel Sektion 1 Sektion 2 Sektion 3	Ziel Sektion 1 Sektion 2 Sektion 3
best	0:42,627 0:12,291 0:18,842 0:11,416	0:42,587 0:12,303 0:18,855 0:11,375	0:42,833 0:12,354 0:19,026 0:11,327	0:42,563 0:12,299 0:18,828 0:11,356	0:42,818 0:12,349 0:18,957 0:11,359
Runde 1	0:45,804 0:14,729 0:19,495 0:11,580	0:46,616 0:14,848 0:20,035 0:11,733	0:46,783 0:14,841 0:20,071 0:11,871	0:46,942 0:15,196 0:19,998 0:11,748	0:47,066 0:15,155 0:20,184 0:11,727
Runde 2	0:43,400 0:12,707 0:19,234 0:11,459	0:43,456 0:12,854 0:19,161 0:11,441	0:43,487 0:12,770 0:19,164 0:11,553	0:43,473 0:12,856 0:19,086 0:11,531	0:43,473 0:12,715 0:19,240 0:11,518
Runde 3	0:43,471 0:12,592 0:19,366 0:11,513	0:43,374 0:12,805 0:19,104 0:11,465	0:43,440 0:12,660 0:19,305 0:11,475	0:43,763 0:13,084 0:19,205 0:11,474	0:43,445 0:12,566 0:19,261 0:11,618
Runde 4	0:42,739 0:12,355 0:18,938 0:11,446	0:42,652 0:12,328 0:18,949 0:11,375	0:42,879 0:12,400 0:19,066 0:11,413	0:42,835 0:12,490 0:18,920 0:11,425	0:43,120 0:12,466 0:19,208 0:11,446
Runde 5	0:42,721 0:12,309 0:18,914 0:11,498	0:42,587 0:12,303 0:18,895 0:11,389	0:43,000 0:12,412 0:19,141 0:11,447	0:42,584 0:12,352 0:18,876 0:11,356	0:43,035 0:12,415 0:19,135 0:11,485
Runde 6	0:42,627 0:12,291 0:18,842 0:11,494	0:42,616 0:12,331 0:18,855 0:11,430	0:42,871 0:12,354 0:19,109 0:11,408	0:42,586 0:12,299 0:18,903 0:11,384	0:42,909 0:12,349 0:19,079 0:11,481
Runde 7	0:42,798 0:12,322 0:19,060 0:11,416	0:42,761 0:12,379 0:18,919 0:11,463	0:42,857 0:12,415 0:19,049 0:11,393	0:42,563 0:12,329 0:18,828 0:11,406	0:42,818 0:12,373 0:19,086 0:11,359
Runde 8	0:42,877 0:12,355 0:19,097 0:11,425	0:42,782 0:12,364 0:18,892 0:11,526	0:42,839 0:12,383 0:19,129 0:11,327	0:42,707 0:12,407 0:18,917 0:11,383	0:43,035 0:12,382 0:19,042 0:11,611
Runde 9	0:43,027 0:12,380 0:19,077 0:11,570	0:43,489 0:13,039 0:18,981 0:11,469	0:42,857 0:12,381 0:19,026 0:11,450	0:43,135 0:12,759 0:18,971 0:11,405	0:42,944 0:12,429 0:18,961 0:11,554
Runde 10	0:43,199 0:12,505 0:19,192 0:11,502	0:42,936 0:12,401 0:19,086 0:11,449	0:42,833 0:12,375 0:19,067 0:11,391	0:42,839 0:12,480 0:18,915 0:11,444	0:43,005 0:12,415 0:19,134 0:11,456
Runde 11	0:43,762 0:13,246 0:19,063 0:11,453	0:43,207 0:12,531 0:19,098 0:11,576	0:42,917 0:12,465 0:19,039 0:11,413	0:43,312 0:12,714 0:19,024 0:11,574	0:43,250 0:12,477 0:18,957 0:11,816
Runde 12	0:42,885 0:12,429 0:18,999 0:11,457	0:43,003 0:12,549 0:18,960 0:11,494	0:42,955 0:12,380 0:19,108 0:11,467	0:42,898 0:12,526 0:18,926 0:11,446	0:43,196 0:12,572 0:19,097 0:11,527
Runde 13	0:42,990 0:12,309 0:19,082 0:11,599	0:42,843 0:12,366 0:18,944 0:11,533	0:42,878 0:12,388 0:19,070 0:11,420	0:42,902 0:12,380 0:18,882 0:11,640	0:42,967 0:12,475 0:19,054 0:11,438
Runde 14	0:43,382 0:12,692 0:19,106 0:11,584	0:43,179 0:12,537 0:18,973 0:11,669	0:43,106 0:12,611 0:19,062 0:11,433	0:44,366 0:13,609 0:19,285 0:11,472	0:43,398 0:12,516 0:19,121 0:11,761

R 5 DSKM (KZ2) Heat 1 B < > C

Die schnellsten Zeiten

Ort	Nr. Fahrername	Streckenl.	Zeit	Ø Speed
Ziel	204 Federer, Fabian	1107 m	0:42,477	93,8 km/h
Sektion 1	242 Kreiners, Marlijn	329 m	0:12,250	96,7 km/h
Sektion 2	204 Federer, Fabian	475 m	0:18,823	90,8 km/h
Sektion 3	217 Tornqvist-Persson, Benjal	303 m	0:11,310	96,4 km/h

	Snr.217 Tornqvist-Persson, Benjamin SWE CRG Holland	Snr.231 Paul, Maximilian DEU DR S.R.L.	Snr.224 Lanzani, William ITA BIREL ART RACING KSW	Snr.207 Nilsson, Brandon SWE GOLD BY BRANDON RACING	Snr.230 Varhaug, Pål NOR CRG Holland
	theoretisch mögliche Bestzeit 0:42,646	theoretisch mögliche Bestzeit 0:42,940	theoretisch mögliche Bestzeit 0:42,783	theoretisch mögliche Bestzeit 0:42,858	theoretisch mögliche Bestzeit 0:43,084
Ziel	Sektion 1 0:12,349 Sektion 2 0:18,987 Sektion 3 0:11,310	Sektion 1 0:12,404 Sektion 2 0:19,097 Sektion 3 0:11,439	Sektion 1 0:12,400 Sektion 2 0:19,029 Sektion 3 0:11,354	Sektion 1 0:12,455 Sektion 2 0:18,969 Sektion 3 0:11,434	Sektion 1 0:12,495 Sektion 2 0:19,167 Sektion 3 0:11,422
Runde 1	0:48,655 0:16,064 0:20,812 0:11,779	0:46,785 0:14,691 0:20,086 0:12,008	0:46,998 0:14,870 0:20,413 0:11,715	0:47,646 0:15,233 0:20,370 0:12,043	0:47,415 0:15,120 0:20,478 0:11,817
Runde 2	0:43,676 0:12,842 0:19,154 0:11,680	0:43,803 0:12,912 0:19,299 0:11,592	0:43,780 0:12,731 0:19,286 0:11,763	0:44,088 0:13,072 0:19,236 0:11,780	0:44,000 0:13,070 0:19,349 0:11,581
Runde 3	0:43,680 0:12,712 0:19,174 0:11,794	0:43,492 0:12,513 0:19,392 0:11,587	0:43,162 0:12,550 0:19,192 0:11,420	0:44,043 0:12,970 0:19,255 0:11,818	0:43,199 0:12,549 0:19,186 0:11,464
Runde 4	0:42,818 0:12,426 0:19,035 0:11,357	0:43,223 0:12,524 0:19,193 0:11,506	0:43,414 0:12,751 0:19,198 0:11,465	0:43,028 0:12,468 0:19,126 0:11,434	0:43,476 0:12,528 0:19,396 0:11,552
Runde 5	0:42,927 0:12,400 0:19,048 0:11,479	0:43,124 0:12,476 0:19,130 0:11,518	0:43,059 0:12,504 0:19,090 0:11,465	0:42,906 0:12,455 0:18,993 0:11,458	0:43,278 0:12,516 0:19,274 0:11,488
Runde 6	0:43,019 0:12,575 0:19,134 0:11,310	0:43,073 0:12,422 0:19,186 0:11,465	0:43,112 0:12,468 0:19,261 0:11,383	0:44,133 0:12,748 0:19,459 0:11,926	0:45,143 0:13,214 0:19,546 0:12,383
Runde 7	0:42,726 0:12,349 0:19,013 0:11,364	0:43,043 0:12,422 0:19,161 0:11,460	0:43,085 0:12,432 0:19,235 0:11,418	0:43,039 0:12,476 0:19,107 0:11,456	0:43,556 0:12,848 0:19,258 0:11,450
Runde 8	0:42,799 0:12,387 0:18,987 0:11,425	0:43,138 0:12,481 0:19,193 0:11,464	0:42,995 0:12,400 0:19,123 0:11,472	0:43,087 0:12,542 0:19,075 0:11,470	0:43,310 0:12,603 0:19,285 0:11,422
Runde 9	0:43,951 0:12,623 0:19,237 0:12,091	0:44,677 0:13,294 0:19,324 0:12,059	0:44,668 0:12,821 0:19,304 0:12,543	0:43,056 0:12,551 0:19,054 0:11,451	0:43,774 0:12,625 0:19,279 0:11,870
Runde 10	0:42,902 0:12,387 0:19,064 0:11,451	0:43,109 0:12,479 0:19,136 0:11,494	0:43,282 0:12,652 0:19,221 0:11,409	0:42,993 0:12,546 0:18,969 0:11,478	0:43,464 0:12,676 0:19,240 0:11,548
Runde 11	0:42,912 0:12,364 0:19,079 0:11,469	0:42,999 0:12,409 0:19,151 0:11,439	0:42,841 0:12,458 0:19,029 0:11,354	0:43,222 0:12,656 0:19,058 0:11,508	0:43,337 0:12,576 0:19,258 0:11,503
Runde 12	0:42,924 0:12,422 0:19,099 0:11,403	0:43,138 0:12,557 0:19,097 0:11,484	0:43,325 0:12,543 0:19,232 0:11,550	0:43,096 0:12,503 0:19,146 0:11,447	0:43,207 0:12,567 0:19,167 0:11,473
Runde 13	0:42,935 0:12,495 0:19,043 0:11,397	0:42,971 0:12,404 0:19,126 0:11,441	0:43,470 0:12,472 0:19,450 0:11,548	0:42,979 0:12,496 0:18,999 0:11,484	0:43,227 0:12,495 0:19,244 0:11,488
Runde 14	0:43,005 0:12,390 0:19,116 0:11,499	0:43,069 0:12,429 0:19,136 0:11,504	0:43,305 0:12,473 0:19,222 0:11,610	0:43,316 0:12,691 0:19,118 0:11,507	0:43,468 0:12,614 0:19,291 0:11,563

R 5 DSKM (KZ2) Heat 1 B < > C

Die schnellsten Zeiten

Ort	Nr. Fahrername	Streckenkil.	Zeit	Ø Speed
Ziel	204 Federer, Fabian	1107 m	0:42,477	93,8 km/h
Sektion 1	242 Kreiners, Marijn	329 m	0:12,250	96,7 km/h
Sektion 2	204 Federer, Fabian	475 m	0:18,823	90,8 km/h
Sektion 3	217 Tornqvist-Persson, Benjal	303 m	0:11,310	96,4 km/h

	Smr.241 Peklin,Ivan UKR Victory Racing Team	Smr.238 Jilek,Michal CZE Solgat Motorsport	Smr.237 Lang,Hannah GBR MK Racing	
	theoretisch mögliche Bestzeit 0:42,924	theoretisch mögliche Bestzeit 0:42,957	theoretisch mögliche Bestzeit 0:43,651	
best	Ziel Sektion 1 Sektion 2 Sektion 3 0:43,030 0:12,374 0:19,061 0:11,489	Ziel Sektion 1 Sektion 2 Sektion 3 0:43,051 0:12,383 0:19,052 0:11,522	Ziel Sektion 1 Sektion 2 Sektion 3 0:43,770 0:12,579 0:19,267 0:11,805	Ziel Sektion 1 Sektion 2 Sektion 3
Runde 1	0:47,347 0:14,939 0:20,381 0:12,027	0:47,561 0:14,974 0:20,452 0:12,135	0:48,599 0:15,346 0:20,942 0:12,311	
Runde 2	0:43,993 0:13,026 0:19,265 0:11,702	0:44,121 0:13,153 0:19,281 0:11,687	0:44,289 0:12,814 0:19,387 0:12,088	
Runde 3	0:44,777 0:12,857 0:19,372 0:12,548	0:44,544 0:12,822 0:19,363 0:12,359	0:43,770 0:12,628 0:19,267 0:11,875	
Runde 4	0:43,265 0:12,520 0:19,166 0:11,579	0:43,443 0:12,555 0:19,344 0:11,544	0:43,973 0:12,579 0:19,589 0:11,805	
Runde 5	0:43,128 0:12,487 0:19,152 0:11,489	0:43,309 0:12,495 0:19,259 0:11,555	0:44,533 0:12,806 0:19,530 0:12,197	
Runde 6	0:43,768 0:12,437 0:19,150 0:12,181	0:43,454 0:12,491 0:19,299 0:11,664	0:45,181 0:12,829 0:19,880 0:12,472	
Runde 7	0:43,965 0:12,790 0:19,663 0:11,512	0:43,708 0:12,530 0:19,609 0:11,569	0:45,595 0:12,989 0:20,114 0:12,492	
Runde 8	0:43,105 0:12,487 0:19,065 0:11,553	0:43,646 0:12,502 0:19,112 0:12,032	0:45,881 0:13,187 0:20,315 0:12,379	
Runde 9	0:43,485 0:12,522 0:19,209 0:11,754	0:43,304 0:12,621 0:19,161 0:11,522	0:45,274 0:12,955 0:20,087 0:12,232	
Runde 10	0:44,412 0:13,536 0:19,337 0:11,539	0:44,088 0:13,034 0:19,372 0:11,682	0:45,191 0:12,986 0:19,946 0:12,259	
Runde 11	0:43,030 0:12,374 0:19,119 0:11,537	0:43,051 0:12,383 0:19,088 0:11,580	0:44,311 0:12,793 0:19,655 0:11,863	
Runde 12	0:43,086 0:12,387 0:19,150 0:11,549	0:43,117 0:12,413 0:19,052 0:11,652	0:45,027 0:12,956 0:19,748 0:12,323	
Runde 13	0:43,177 0:12,555 0:19,061 0:11,561	0:43,182 0:12,504 0:19,153 0:11,525	0:45,028 0:12,878 0:19,685 0:12,515	
Runde 14	0:43,368 0:12,542 0:19,181 0:11,645	0:43,492 0:12,413 0:19,329 0:11,750	0:46,409 0:13,241 0:20,312 0:12,856	

DMSB DDKM

Round 4: Kerpen / DEU

DEUTSCHE KART-MEISTERSCHAFTEN 2018 27-29 / 07 / 2018

Eifelring
Kerpen-Marheim

DMSB-RegNr:206/2018

Groups DSKM (K22)

Group A

Pos.	Snr No.	Fahrer Driver	Nation	Bewerber Sponsor	Nation
1	221	Stell, Daniel	DEU	DS Kartsport	DEU
4	201	Pex, Jorrit	NLD	CRG Holland	NLD
7	203	Pex, Stan	NLD	CRG Holland	NLD
10	228	Pieruszek, Kevin	DEU	BIREL ART RACING KSW	AUT
13	233	Davies, Dylan	NLD	Zanardi Racing Team	NLD
16	210	Horn, Moritz	DEU	TB Racing Team	DEU
19	213	Neftagovskij, Daniel	CZE	Gregor Kart s.r.o.	CZE
22	271	Jäcker, Nico	DEU	Millennium Racing Team	DEU
25	211	Mrosek, Michael	DEU	Team AK RACING	AUT

Group B

Pos.	Snr No.	Fahrer Driver	Nation	Bewerber Sponsor	Nation
2	204	Federer, Fabian	ITA	SRP Racing Team	DEU
5	223	Schmitz, Alexander	DEU	Renda Motorsport S.A.S.	ITA
8	274	Van Leeuwen, Martijn	NLD	Energy Corse srl	ITA
11	227	Tschentscher, Toni	DEU	SKP Racing Team	DEU
14	218	Tubben, Max	NLD	CRG Holland	NLD
17	231	Paul, Maximilian	DEU	DK S.R.L.	ITA
20	207	Nilsson, Brandon	SWE	GOLD BY BRANDON RACING	SWE
23	241	Peklin, Ivan	UKR	Victory Racing Team	UKR
26	238	Jilek, Michal	CZE	Solgar Motorsport	DEU

Group C

Pos.	Snr No.	Fahrer Driver	Nation	Bewerber Sponsor	Nation
3	242	Kremers, Martin	ITA	BIREL ART RACING S.R.L.	ITA
6	284	Müller, Julian	DEU	Mach1 Motorsport	DEU
9	232	Maticic, André	DEU	Solgar Motorsport	DEU
12	212	Specken, Guust	NLD	Guust Specken	NLD
15	287	Köhler, Leon	DEU	Energy corse srl	ITA
18	217	Tornqvist-Persson, Benjamin	SWE	CRG Holland	NLD
21	230	Varhaug, Pål	NOR	CRG Holland	NLD
24	224	Lanzani, William	ITA	BIREL ART RACING KSW	AUT
27	237	Lang, Hannah	GBR	MK Racing	GBR

Renntleitung: Volker Eikekircher Racedirektor: Thomas Luine
 Sportkommissare: Thomas Ferraro / Ulrich Bell / Peter Brings / Tobias Amann
 Techn. Kommissare: H.-J. Dangers / A. Sengpiel / M. Grasshoff / C. Schmidt / D. Pietzke
 Zeitnahme: KART-DATA timing service Franz Schiesler / Martin Summere



9	211	Team AK RACING Mrosek Michael Startposition 17	9	238	Solgat Motorsport Jilek Michal Startposition 18
8	271	Millennium Racing Team Jöcker Nico Startposition 15	8	241	Victory Racing Team Peklin Ivan Startposition 16
7	213	Gregor Kart s.r.o. Netiagovskii Daniel Startposition 13	7	207	GOLD BY BRANDON RACING Nilsson Brandon Startposition 14
6	210	TB Racing Team Horn Moritz Startposition 11	6	231	DR S.R.L. Paul Maximilian Startposition 12
5	233	Zanardi Racing Team Davies Dylan Startposition 9	5	218	CRG Holland Tubben Max Startposition 10
4	228	BIREL ART RACING KSW Pieruszek Kevin Startposition 7	4	227	SRP Racing Team Tschentscher Toni Startposition 8
3	203	CRG Holland Pex Stan Startposition 5	3	274	Energy Corse srl Van Leeuwen Martijn Startposition 6
2	201	CRG Holland Pex Jorrit Startposition 3	2	223	Renda Motorsport S.A.S. Schmitz Alexander Startposition 4
1	221	DS Kartsport Stell Daniel Startposition 1	1	204	SRP Racing Team Federer Fabian Startposition 2



Starting Grid Group A - B DSKM (KZ2)

Rennen 14



9	211	Team AK RACING Mrosek Michael Startposition 17	9	237	MK Racing Lang Hannah Startposition 18
8	271	Millennium Racing Team Jöcker Nico Startposition 15	8	224	BIREL ART RACING KSW Lanzeni William Startposition 16
7	213	Gregor Kart s.r.o. Netiagovskii Daniel Startposition 13	7	230	CRG Holland Varhaug Pål Startposition 14
6	210	TB Racing Team Horn Moritz Startposition 11	6	217	CRG Holland Tornqvist-Persson Benjamin Startposition 12
5	233	Zanardi Racing Team Davies Dylan Startposition 9	5	287	Energy corse srl Köhler Leon Startposition 10
4	228	BIREL ART RACING KSW Pieruszek Kevin Startposition 7	4	212	Guust Specken Specken Guust Startposition 8
3	203	CRG Holland Pex Stan Startposition 5	3	232	Solgat Motorsport Matisic André Startposition 6
2	201	CRG Holland Pex Jorrit Startposition 3	2	284	Mach1 Motorsport Müller Julian Startposition 4
1	221	DS Kartsport Stell Daniel Startposition 1	1	242	BIREL ART RACING S.R.L. Kremers Marijn Startposition 2



Starting Grid Group A - C DSKM (KZ2)

Rennen 10



9	238	Solgat Motorsport Jilek Michal Startposition 17	9	237	MK Racing Lang Hannah Startposition 18
8	241	Victory Racing Team Peklin Ivan Startposition 15	8	224	BIREL ART RACING KSW Lanzeni William Startposition 16
7	207	GOLD BY BRANDON RACING Nilsson Brandon Startposition 13	7	230	CRG Holland Varhaug Pål Startposition 14
6	231	DR S.R.L. Paul Maximilian Startposition 11	6	217	CRG Holland Tornqvist-Persson Benjamin Startposition 12
5	218	CRG Holland Tubben Max Startposition 9	5	287	Energy corse srl Köhler Leon Startposition 10
4	227	SRP Racing Team Tschentscher Toni Startposition 7	4	212	Guust Specken Specken Guust Startposition 8
3	274	Energy Corse srl Van Leeuwen Martijn Startposition 5	3	232	Solgat Motorsport Matisic André Startposition 6
2	223	Renda Motorsport S.A.S. Schmitz Alexander Startposition 3	2	284	Mach1 Motorsport Müller Julian Startposition 4
1	204	SRP Racing Team Federer Fabian Startposition 1	1	242	BIREL ART RACING S.R.L. Kremers Marijn Startposition 2



Starting Grid Group B - C DSKM (KZ2)

Rennen 5

Ranking Qualifying Practice DSKM (K22)

Strecke / track: 1107m

started: 27 classified: 27 not classified: 0

Doc. 26

Pos	Str. Nr.	Fahrer Driver	Nation	Bewerber/Sponsor	Nation	Lizenzen/B-Lizenz	Chassis/Motor/Reifen	Rn. Laps	schnellste Zeit fastest Lap	Abstand Gap	Lauf Heat	Rn. Lp	Zeit Time
1	221	Stell, Daniel	DEU	DS Kartsport	DEU	IKB 1138227 KBF 1154357 353643	MACH1 / TM / Vega	6	0:41,863		1	6	0:41,863
2	204	Federer, Fabian	ITA	SRP Racing Team	DEU	KBF1156791 28576	CRG / TM / Vega	8	0:41,973	0:00,110	1	8	0:41,973
3	242	Kremers, Marijn	ITA	BIREL ART RACING S.R.L.	ITA	370004 27382	BIREL ART / TM / Vega	8	0:42,035	0:00,062	1	8	0:42,035
4	201	Pex, Jorrit	NLD	CRG Holland	NLD	15521 15521	CRG / TM / Vega	5	0:42,077	0:00,042	2	5	0:42,077
5	223	Schmitz, Alexander	DEU	Renda Motorsport S.A.S.	ITA	IKA 1120614 322880	Tony Kart / Vortex / Vega	8	0:42,127	0:00,050	1	8	0:42,127
6	284	Müller, Julian	DEU	Mach1 Motorsport	DEU	IKC 1137671 KBF 1005514	Mach1 / TM / Vega	7	0:42,263	0:00,136	2	7	0:42,263
7	203	Pex, Stan	NLD	CRG Holland	NLD	31772 15521	CRG / TM / Vega	9	0:42,267	0:00,004	1	9	0:42,267
8	274	Van Leeuwen, Martijn	NLD	Energy Corse srl	ITA	20816 295423	Energy / TM / Vega	6	0:42,278	0:00,011	2	6	0:42,278
9	232	Maticic, André	DEU	Solgat Motorsport	DEU	IKB 1083048 KBF 1079882	BirelART / TM / Vega	7	0:42,278		- 2	7	0:42,278
10	228	Pieruszek, Kevin	DEU	BIREL ART RACING KSW	AUT	IKB 1124247 BK 102	RK / TM / Vega	7	0:42,347	0:00,069	2	7	0:42,347
11	227	Tschentscher, Toni	DEU	SRP Racing Team	DEU	IKC 1133992 KBF 1156791	CRG / TM / Vega	7	0:42,402	0:00,055	1	7	0:42,402
12	212	Specken, Guust	NLD	Guust Specken	NLD	33443 33443	BirelART / Vortex / Vega	8	0:42,403	0:00,001	1	8	0:42,403
13	233	Davies, Dylan	NLD	Zanardi Racing Team	NLD	19701 28613	Zanardi / TM / Vega	8	0:42,422	0:00,019	1	8	0:42,422
14	218	Tubben, Max	NLD	CRG Holland	NLD	33495 15521	CRG / TM / Vega	9	0:42,469	0:00,047	1	9	0:42,469
15	287	Köhler, Leon	DEU	Energy corse srl	ITA	IKB 1164981 295423	Energy / Vortex / Vega	9	0:42,478	0:00,009	1	9	0:42,478
16	210	Horn, Moritz	DEU	TB Racing Team	DEU	IKB 1132818 KBF 1116906	Kart Republic / TM / Vega	8	0:42,558	0:00,080	1	8	0:42,558
17	231	Paul, Maximilian	DEU	DR S.R.L.	ITA	IKB 1140086 296449	DR / Modena / Vega	6	0:42,567	0:00,009	2	6	0:42,567
18	217	Tornqvist-Persson, Benjamin	SWE	CRG Holland	NLD	199810314592 15521	CRG / TM / Vega	8	0:42,658	0:00,091	1	8	0:42,658
19	213	Netiagovskii, Daniel	CZE	Gregor Kart s.r.o.	CZE	925 338	CRG / TM / Vega	7	0:42,703	0:00,045	2	7	0:42,703
20	207	Nilsson, Brandon	SWE	GOLD BY BRANDON RACING	SWE	199502194179 574	Righetti Ridolfi / TM / Vega	7	0:42,728	0:00,025	2	7	0:42,728
21	230	Varhaug, Pål	NOR	CRG Holland	NLD	28345 15521	CRG / TM / Vega	7	0:42,799	0:00,071	2	7	0:42,799
22	271	Jöcker, Nico	DEU	Millennium Racing Team	DEU	IKC1138684 KBF 1095578	Kosmic / Vortex / Vega	4	0:42,843	0:00,044	2	4	0:42,843
23	241	Peklin, Ivan	UKR	Victory Racing Team	UKR	CS.28.0009.18 CT.28.0005.18	Birel Art / TM / Vega	9	0:42,870	0:00,027	1	9	0:42,870
24	224	Lanzeni, William	ITA	BIREL ART RACING KSW	AUT	355886 BK 102	BirelART / TM / Vega	6	0:42,876	0:00,006	2	6	0:42,876
25	211	Mrosek, Michael	DEU	Team AK RACING	AUT	IKC 1131164 BK 005	Formula K / TM / Vega	8	0:42,945	0:00,069	1	8	0:42,945
26	238	Jilek, Michal	CZE	Solgat Motorsport	DEU	18AS0808 KBF 1079882	BirelART / TM / Vega	7	0:43,057	0:00,112	2	7	0:43,057
27	237	Lang, Hannah	GBR	MK Racing	GBR	212874 273486	Tony Kart / Vortex / Vega	7	0:43,445	0:00,388	2	7	0:43,445

Rennleitung: Volker Ehekircher Racedirektor: Thomas Lainer

Sportkommissare: Thomas Ferrero / Ulrich Bell / Peter Brings / Tobias Amann

Techn. Kommissare: H.-J. Dangers / A.Sengpiel / M. Grasshoff / C. Schmidt / D.Pietzko

Zeitmahme: KART-DATA timing service Franz Schiesler / Martin Summerer

DMSB-RegNr: 206/2018

Qualifying practice DSKM (K22) Group 2

Strecke / track: 1107m

started: 13 classified: 13 not classified: 0

Doc. 25

Pos	Str. Nr.	Fahrer Driver	Nation	Bewerber/Sponsor	Nation	Lizenz/B-Lizenz	Chassis/Motor/Reifen	Runden Laps	Gesamtzeit Differenz	Abstand Gap	beste Runde best Lap	in N. in L.	o Geschw. o Speed
1	201	Pex, Jorrit	NLD	CRG Holland	NLD	27382 15521	CRG / TM / Vega	5			0:42,077	4	94,7 km/h
2	284	Müller, Julian	DEU	Mach1 Motorsport	DEU	IKC 1137671 KBF 1005514	Mach1 / TM / Vega	7	0:00,186	0:00,186	0:42,263	4	94,3 km/h
3	274	Van Leeuwen, Martijn	NLD	Energy Corse srl	ITA	30816 295423	Energy / TM / Vega	6	0:00,201	0:00,015	0:42,278	4	94,3 km/h
4	232	Maticic, André	DEU	Solgat Motorsport	DEU	IKB 1083048 KBF 1124247	BirelART / TM / Vega	7	0:00,201	0:00,000	0:42,278	5	94,3 km/h
5	228	Pieruszek, Kevin	DEU	BIREL ART RACING KSW	AUT	IKB 1124247 BK 102	RK / TM / Vega	7	0:00,270	0:00,069	0:42,347	7	94,1 km/h
6	231	Paul, Maximilian	DEU	DR S.R.L.	ITA	IKB 1140086 296449	DR / Modena / Vega	6	0:00,490	0:00,220	0:42,567	4	93,6 km/h
7	213	Netiagovskii, Daniel	CZE	Gregor Kart s.r.o.	CZE	925 338	CRG / TM / Vega	7	0:00,626	0:00,136	0:42,703	4	93,3 km/h
8	207	Nilsson, Brandon	SWE	GOLD BY BRANDON RACING	SWE	199502194179 574	Righetti Ridolfi / TM / Vega	7	0:00,651	0:00,025	0:42,728	4	93,3 km/h
9	230	Varhaug, Pål	NOR	CRG Holland	NLD	28345 15521	CRG / TM / Vega	7	0:00,722	0:00,071	0:42,799	4	93,1 km/h
10	271	Jöcker, Nico	DEU	Millennium Racing Team	DEU	IKC1138684 KBF 1095578	Kosmic / Vortex / Vega	4	0:00,766	0:00,044	0:42,843	4	93,0 km/h
11	224	Lanzeni, William	ITA	BIREL ART RACING KSW	AUT	355886 BK 102	BirelART / TM / Vega	6	0:00,799	0:00,033	0:42,876	4	92,9 km/h
12	238	Jilek, Michal	CZE	Solgat Motorsport	DEU	18AS0808 KBF 1079882	BirelART / TM / Vega	7	0:00,980	0:00,181	0:43,057	7	92,6 km/h
13	237	Lang, Hannah	GBR	MK Racing	GBR	212874 273486	Tony Kart / Vortex / Vega	7	0:01,368	0:00,388	0:43,445	4	91,7 km/h

Rennleitung: Volker Ehekircher Racedirektor: Thomas Lainer

Sportkommissare: Thomas Ferrero / Ulrich Bell / Peter Brings / Tobias Amann

Techn. Kommissare: H.-J. Dangers / A.Sengpiel / M. Grasshoff / C. Schmidt / D.Pietzko

Zeitnahme: KART-DATA timing service Franz Schieszler / Martin Summerer

Zeitnahme / timekeeping

control

 Franz Schieszler

Aushangzeit : 12:13:33

Qualifying practice DSKM (KZ2) Group 2

Strecke / track: 1107 started: 13 classified: 13 not classified: 0

Fahrename Driver	Pex Jorrit	Müller Julian	Van Leeuwen Martijn	Matisic André	Pieruszek Kevin	Paul Maximilian	Netiagovskii Daniel	Nilsson Brandon	Varhaug Pål	Jöcker Nico	Lanzeni William	Jilek Michal
schnellste Runde in Runde	0:42,077 Rn. 4	0:42,263 Rn. 4	0:42,278 Rn. 4	0:42,278 Rn. 5	0:42,347 Rn. 7	0:42,567 Rn. 4	0:42,703 Rn. 4	0:42,728 Rn. 4	0:42,799 Rn. 4	0:42,843 Rn. 4	0:42,876 Rn. 4	0:43,057 Rn. 7
Speed	94,7 km/h	94,3 km/h	94,3 km/h	94,3 km/h	94,1 km/h	93,6 km/h	93,3 km/h	93,3 km/h	93,1 km/h	93,0 km/h	92,9 km/h	92,6 km/h
Lap 1	0:54,656	0:55,915	0:50,233	0:57,254	0:56,969	0:54,211	0:52,501	0:56,795	0:53,362	0:49,851	0:51,563	0:57,251
Lap 2	0:44,366	0:47,748	0:42,867	0:45,361	0:44,389	0:44,430	0:46,584	0:44,191	0:46,662	0:42,973	0:43,305	0:45,501
Lap 3	0:42,497	0:42,651	0:42,314	0:42,800	0:42,560	0:42,709	0:43,078	0:43,130	0:43,483	0:43,242	0:43,008	0:43,619
Lap 4	0:42,077	0:42,263	0:42,278	0:42,445	0:42,697	0:42,567	0:42,703	0:42,728	0:42,799	0:42,843	0:42,876	0:43,301
Lap 5	0:46,388	0:44,595	0:42,344	0:42,278	0:42,441	0:44,589	0:43,033	0:42,767	0:43,225	0:44,295	0:44,295	0:43,723
Lap 6		0:42,477	0:42,451	0:50,412	0:46,669	0:43,500	0:45,251	0:46,122	0:44,870		0:43,067	0:43,287
Lap 7		0:42,562		0:42,409	0:42,347		0:42,979	0:42,878	0:43,119			0:43,057


Qualifying practice DSKM (KZ2) Group 2

Strecke / track: 1107 started: 13 classified: 13 not classified: 0

Fahrername Driver	Lang Hannah
schnellste Runde in Runde	0:43,445 Rn. 4
Speed	91,7 km/h
Lap 1	0:53,103
Lap 2	0:44,828
Lap 3	0:43,691
Lap 4	0:43,445
Lap 5	0:44,275
Lap 6	0:44,245
Lap 7	0:43,808

Qualifying practice DSKM (KZ2) Group 2

Ziel		Sektion 1		Sektion 2		Sektion 3	
Fahrername	Zeit	Fahrername	Zeit	Fahrername	Zeit	Fahrername	Zeit
1 201 Pex,Jorrit	0:42,077	201 Pex,Jorrit	0:12,138	228 Pieruszek,Kevin	0:18,659	232 Matisic,André	0:11,168
2 284 Müller,Julian	0:42,263	228 Pieruszek,Kevin	0:12,162	201 Pex,Jorrit	0:18,703	284 Müller,Julian	0:11,211
3 274 Van Leeuwen,Martijn	0:42,278	274 Van Leeuwen,Martijn	0:12,209	284 Müller,Julian	0:18,720	201 Pex,Jorrit	0:11,236
4 232 Matisic,André	0:42,278	232 Matisic,André	0:12,257	274 Van Leeuwen,Martijn	0:18,741	224 Lanzeni,William	0:11,248
5 228 Pieruszek,Kevin	0:42,347	284 Müller,Julian	0:12,288	232 Matisic,André	0:18,837	228 Pieruszek,Kevin	0:11,283
6 231 Paul,Maximilian	0:42,567	231 Paul,Maximilian	0:12,295	207 Nilsson,Brandon	0:18,937	230 Varhaug,Pål	0:11,295
7 213 Nettagovskii,Daniel	0:42,703	213 Nettagovskii,Daniel	0:12,349	271 Jöcker,Nico	0:18,959	274 Van Leeuwen,Martijn	0:11,297
8 207 Nilsson,Brandon	0:42,728	224 Lanzeni,William	0:12,361	231 Paul,Maximilian	0:18,960	231 Paul,Maximilian	0:11,297
9 230 Varhaug,Pål	0:42,799	207 Nilsson,Brandon	0:12,373	238 Jilek,Michal	0:19,005	271 Jöcker,Nico	0:11,300
10 271 Jöcker,Nico	0:42,843	230 Varhaug,Pål	0:12,374	213 Nettagovskii,Daniel	0:19,034	213 Nettagovskii,Daniel	0:11,320
11 224 Lanzeni,William	0:42,876	237 Lang,Hannah	0:12,437	224 Lanzeni,William	0:19,047	207 Nilsson,Brandon	0:11,397
12 238 Jilek,Michal	0:43,057	271 Jöcker,Nico	0:12,459	230 Varhaug,Pål	0:19,068	238 Jilek,Michal	0:11,498
13 237 Lang,Hannah	0:43,445	238 Jilek,Michal	0:12,489	237 Lang,Hannah	0:19,296	237 Lang,Hannah	0:11,710



DMSB-Reglir:208/2018

Qualifying practice DSKM (K22) Group 2

Die schnellsten Zeiten

Ort	Nr. Fahrername	Zeit	Streckenl.	Ø Speed
Ziel	201 Pex,Jorrit	0:42,077	1107 m	94,7 km/h
Sektion 1	201 Pex,Jorrit	0:12,138	329 m	97,6 km/h
Sektion 2	228 Pieruszek,Kevin	0:18,659	475 m	91,6 km/h
Sektion 3	232 Maticic,André	0:11,168	303 m	97,7 km/h

	Snr.201 Pex,Jorrit NLD CRG Holland	Snr.284 Müller,Julian DEU Mach1 Motorsport	Snr.274 Van Leeuwen,Marlijn NLD Energy Corse srl	Snr.232 Maticic,André DEU Solgat Motorsport	Snr.228 Pieruszek,Kevin DEU BIREL ART RACING KSW
	theoretisch mögliche Bestzeit 0:42,077	theoretisch mögliche Bestzeit 0:42,219	theoretisch mögliche Bestzeit 0:42,247	theoretisch mögliche Bestzeit 0:42,262	theoretisch mögliche Bestzeit 0:42,104
Ziel	Sektion 1 0:12,138	Sektion 1 0:12,288	Sektion 1 0:12,209	Sektion 1 0:12,257	Sektion 1 0:12,162
Sektion 2	0:18,703	0:18,720	0:18,741	0:18,837	0:18,659
Sektion 3	0:11,236	0:11,211	0:11,297	0:11,168	0:11,283
best	0:42,077	0:42,263	0:42,278	0:42,278	0:42,347
Runde 1	0:54,656	0:18,311	0:16,914	0:17,884	0:56,969
Runde 2	0:44,366	0:14,164	0:12,539	0:13,787	0:44,389
Runde 3	0:42,497	0:12,455	0:12,242	0:12,519	0:42,560
Runde 4	0:42,077	0:12,308	0:12,236	0:12,297	0:42,697
Runde 5	0:46,388	0:12,146	0:12,261	0:12,257	0:42,441
Runde 6	0:13,791	0:20,703	0:18,817	0:20,410	0:46,669
Runde 7		0:12,348	0:14,570	0:12,314	0:42,347
		0:18,795	0:22,791	0:18,837	0:18,840
		0:11,419		0:11,258	0:11,283



DMSB-Reglir:206/2018

Qualifying practice DSKM (K22) Group 2

Die schnellsten Zeiten

Ort	Nr. Fahrername	Zeit	Streckenl.	ø Speed
Ziel	201 Pex,Jorrit	0:42,077	1107 m	94,7 km/h
Sektion 1	201 Pex,Jorrit	0:12,138	329 m	97,6 km/h
Sektion 2	228 Pieruszek,Kewin	0:18,659	475 m	91,6 km/h
Sektion 3	232 Matisc,André	0:11,768	303 m	97,7 km/h

	Smr.231 Paul,Maximilian DEU DR S.R.L.	Smr.213 Neřingovskii,Daniel CZE Gregor Kart s.r.o.	Smr.207 Nilsson,Brandon SWE GOLD BY BRANDON RACING	Smr.230 Varhaug,Pål NOR CRG Holland	Smr.271 Jöcker,Nico DEU Millennium Racing Team
	theoretisch mögliche Bestzeit 0:42,552	theoretisch mögliche Bestzeit 0:42,703	theoretisch mögliche Bestzeit 0:42,707	theoretisch mögliche Bestzeit 0:42,737	theoretisch mögliche Bestzeit 0:42,718
Ziel	Sektion 1 0:12,295 Sektion 2 0:11,297 Sektion 3 0:13,241	Sektion 1 0:12,349 Sektion 2 0:19,034 Sektion 3 0:11,320	Sektion 1 0:12,373 Sektion 2 0:18,937 Sektion 3 0:11,397	Sektion 1 0:12,374 Sektion 2 0:19,068 Sektion 3 0:11,295	Sektion 1 0:12,459 Sektion 2 0:18,959 Sektion 3 0:11,300
best	0:42,567	0:42,703	0:42,728	0:42,799	0:42,843
Runde 1	0:54,211	0:52,501	0:56,795	0:53,362	0:49,851
Runde 2	0:44,430	0:46,584	0:44,191	0:46,662	0:42,973
Runde 3	0:42,709	0:43,078	0:43,130	0:43,483	0:43,242
Runde 4	0:42,567	0:42,703	0:42,728	0:42,799	0:42,843
Runde 5	0:44,589	0:43,033	0:42,767	0:43,225	0:42,973
Runde 6	0:43,500	0:45,251	0:46,122	0:44,870	0:43,242
Runde 7	0:42,697	0:42,979	0:42,878	0:43,119	0:42,843
	0:18,960	0:19,069	0:12,495	0:12,548	0:12,459
	0:22,991	0:19,069	0:18,952	0:19,068	0:18,959
	0:19,483	0:20,475	0:18,962	0:19,421	0:20,054
	0:19,016	0:12,283	0:11,470	0:20,330	0:19,093
	0:19,173	0:11,429	0:11,556	0:12,073	0:11,742
	0:13,278	0:11,429	0:11,446	0:12,073	0:11,425
	0:11,630	0:11,429	0:11,446	0:12,073	0:11,425

Qualifying practice DSKM (K22) Group 2

Die schnellsten Zeiten

Ort	Nr. Fahrername	Zeit	Streckenl.	ø Speed
Ziel	201 Pex,Jorrit	0:42,077	1107 m	94,7 km/h
Sektion 1	201 Pex,Jorrit	0:12,138	329 m	97,6 km/h
Sektion 2	228 Pieruszek,Kevin	0:18,659	475 m	91,6 km/h
Sektion 3	232 Matisc,André	0:11,768	303 m	97,7 km/h

Snr.224 Lanzani,William
ITA

BIREL ART RACING KSW

theoretisch mögliche Bestzeit 0:42,656

Ziel Sektion 1 Sektion 2 Sektion 3

0:42,876 0:12,361 0:19,047 0:11,248

Runde 1 0:51,563 0:17,927 0:21,661 0:11,975

Runde 2 0:43,305 0:12,524 0:19,266 0:11,515

Runde 3 0:43,008 0:12,586 0:19,174 0:11,248

Runde 4 0:42,876 0:12,503 0:19,047 0:11,326

Runde 5 0:44,295 0:12,361 0:20,061 0:11,873

Runde 6 0:43,067 0:12,502 0:19,074 0:11,491

Runde 7

Snr.238 Jilek,Michal
CZE

Solgat Motorsport

theoretisch mögliche Bestzeit 0:42,992

Ziel Sektion 1 Sektion 2 Sektion 3

0:43,057 0:12,489 0:19,005 0:11,498

Runde 1 0:57,251 0:17,852 0:24,762 0:14,637

Runde 2 0:45,501 0:13,799 0:20,031 0:11,671

Runde 3 0:43,619 0:12,694 0:19,285 0:11,640

Runde 4 0:43,301 0:12,625 0:19,131 0:11,545

Runde 5 0:43,723 0:12,573 0:19,213 0:11,937

Runde 6 0:43,287 0:12,489 0:19,122 0:11,676

Runde 7 0:43,057 0:12,554 0:19,005 0:11,498

Snr.237 Lang,Hannah
GBR

MK Racing

theoretisch mögliche Bestzeit 0:43,443

Ziel Sektion 1 Sektion 2 Sektion 3

0:43,445 0:12,437 0:19,296 0:11,710

Runde 1 0:53,103 0:17,386 0:22,539 0:13,178

Runde 2 0:44,828 0:12,918 0:19,941 0:11,969

Runde 3 0:43,691 0:12,541 0:19,296 0:11,854

Runde 4 0:43,445 0:12,437 0:19,298 0:11,710

Runde 5 0:44,275 0:12,618 0:19,803 0:11,854

Runde 6 0:44,245 0:12,639 0:19,534 0:12,072

Runde 7 0:43,808 0:12,518 0:19,445 0:11,845

DMSB-RegNr: 206/2018

Qualifying practice DSKM (K22) Group 1

Strecke / track: 1107m

started: 14 classified: 14 not classified: 0

Doc. 23

Pos	Str. Nr.	Fahrer Driver	Nation	Bewerber/Sponsor	Nation	Lizenz/B-Lizenz	Chassis/Motor/Reifen	Runden Laps	Gesamtzeit Differenz	Abstand Gap	beste Runde best Lap	in n. in L.	o Geschw. o Speed
1	221	Stell, Daniel	DEU	DS Kartsport	DEU	IKB 1138227 KBF 1154357	MACH1 / TM / Vega	6			0:41,863	4	95,2 km/h
2	204	Federer, Fabian	ITA	SRP Racing Team	DEU	353643 KBF1156791	CRG / TM / Vega	8	0:00,110	0:00,110	0:41,973	8	94,9 km/h
3	242	Kremers, Marijn	ITA	BIREL ART RACING S.R.L.	ITA	28576 370004	BIREL ART / TM / Vega	8	0:00,172	0:00,062	0:42,035	5	94,8 km/h
4	223	Schmitz, Alexander	DEU	Renda Motorsport S.A.S.	ITA	IKA 1120614 322880	Tony Kart / Vortex / Vega	8	0:00,264	0:00,092	0:42,127	7	94,6 km/h
5	203	Pex, Stan	NLD	CRG Holland	NLD	31772 15521	CRG / TM / Vega	9	0:00,404	0:00,140	0:42,267	7	94,3 km/h
6	227	Tschentscher, Toni	DEU	SRP Racing Team	DEU	IKC 1133992 KBF 1156791	CRG / TM / Vega	7	0:00,539	0:00,135	0:42,402	7	94,0 km/h
7	212	Specken, Guust	NLD	Guust Specken	NLD	33443 33443	BirelART / Vortex / Vega	8	0:00,540	0:00,001	0:42,403	4	94,0 km/h
8	233	Davies, Dylan	NLD	Zanardi Racing Team	NLD	19701 28613	Zanardi / TM / Vega	8	0:00,559	0:00,019	0:42,422	5	93,9 km/h
9	218	Tubben, Max	NLD	CRG Holland	NLD	33495 15521	CRG / TM / Vega	9	0:00,606	0:00,047	0:42,469	7	93,8 km/h
10	287	Köhler, Leon	DEU	Energy corse srl	ITA	IKB 1164981 295423	Energy / Vortex / Vega	9	0:00,615	0:00,009	0:42,478	5	93,8 km/h
11	210	Horn, Moritz	DEU	TB Racing Team	DEU	IKB 1132818 KBF 1116906	Kart Republic / TM / Vega	8	0:00,695	0:00,080	0:42,558	4	93,6 km/h
12	217	Tornqvist-Persson, Benjam	SWE	CRG Holland	NLD	199810314592 15521	CRG / TM / Vega	8	0:00,795	0:00,100	0:42,658	5	93,4 km/h
13	241	Peklin, Ivan	UKR	Victory Racing Team	UKR	CS 28.0009.18 CT.28.0005.18	Birel Art / TM / Vega	9	0:01,007	0:00,212	0:42,870	4	93,0 km/h
14	211	Mrosek, Michael	DEU	Team AK RACING	AUT	IKC 1131164 BK 005	Formula K / TM / Vega	8	0:01,082	0:00,075	0:42,945	4	92,8 km/h

Rennleitung: Volker Ehekircher Racedirektor: Thomas Lainer

Sportkommissare: Thomas Ferrero / Ulrich Bell / Peter Brings / Tobias Amann

Techn. Kommissare: H.-J. Dangers / A.Sengpiel / M. Grasshoff / C. Schmidt / D.Pietzko

Zeitnahme: KART-DATA timing service Franz Schieszler / Martin Summerer

Zeitnahme / timekeeping

control *Schieszler*
Franz Schieszler

Qualifying practice DSKM (K22) Group 1

Strecke / track: 1107 started: 14 classified: 14 not classified: 0

Fahrename Driver	Strell Daniel	Federer Fabian	Kremers Marijn	Schmitz Alexander	Pex Stan	Tschentscher Toni	Specken Guust	Davies Dylan	Tubben Max	Köhler Leon	Horn Moritz	Persson Benjamin
schnellste Runde in Runde	0:41,863 Rn. 4	0:41,973 Rn. 8	0:42,035 Rn. 5	0:42,127 Rn. 7	0:42,267 Rn. 7	0:42,402 Rn. 7	0:42,403 Rn. 4	0:42,422 Rn. 5	0:42,469 Rn. 7	0:42,478 Rn. 5	0:42,558 Rn. 4	0:42,658 Rn. 5
Speed	95,2 km/h	94,9 km/h	94,8 km/h	94,6 km/h	94,3 km/h	94,0 km/h	94,0 km/h	93,9 km/h	93,8 km/h	93,8 km/h	93,6 km/h	93,4 km/h
Lap 1	0:48,667	0:49,654	0:48,705	0:53,101	0:49,327	0:52,396	0:51,855	0:48,644	0:48,767	0:52,540	0:49,172	0:51,700
Lap 2	0:43,123	0:43,592	0:42,687	0:43,967	0:44,270	0:43,365	0:43,446	0:43,346	0:44,197	0:43,341	0:44,866	0:43,313
Lap 3	0:42,423	0:44,220	0:42,101	0:42,294	0:42,531	0:42,501	0:42,596	0:42,761	0:42,637	0:42,642	0:42,732	0:46,743
Lap 4	0:41,863	0:42,093	0:44,270	0:43,966	0:42,533	0:46,599	0:42,403	0:42,572	0:42,540	0:42,963	0:42,558	0:43,025
Lap 5	0:42,532	0:42,243	0:42,035	0:42,228	0:46,593	0:43,565	0:42,491	0:42,422	0:46,423	0:42,478	0:51,092	0:42,658
Lap 6	0:53,319	0:53,446	0:48,311	0:46,325	0:43,706	0:48,046	0:42,458	0:46,079	0:43,823	0:47,643	0:48,765	0:46,682
Lap 7		0:43,316	0:46,574	0:42,127	0:42,267	0:42,402	0:53,677	0:50,529	0:42,469	0:42,712	0:44,151	0:42,974
Lap 8		0:41,973	0:42,084	0:46,486	0:43,410		0:42,503	0:42,542	0:43,209	0:42,652	0:42,626	0:43,426
Lap 9					0:42,393				0:42,580	0:43,255		



DMSB-RegNr: 206/2018

Qualifying practice DSKM (K22) Group 1

Strecke / track: 1107 started: 14 classified: 14 not classified: 0

Fahrername Driver	Peklin Ivan	Mrosek Michael
schnellste Runde in Runde	0:42,870 Rn. 4	0:42,945 Rn. 4
Speed	93,0 km/h	92,8 km/h
Lap 1	0:48,710	0:52,940
Lap 2	0:43,350	0:44,932
Lap 3	0:43,051	0:43,422
Lap 4	0:42,870	0:42,945
Lap 5	0:42,993	0:42,963
Lap 6	0:47,049	0:42,992
Lap 7	0:46,793	0:46,835
Lap 8	0:45,318	0:42,970
Lap 9	0:43,736	

Qualifying practice DSKM (K22) Group 1

Ziel		Sektion 1		Sektion 2		Sektion 3	
Fahrername	Zeit	Fahrername	Zeit	Fahrername	Zeit	Fahrername	Zeit
1 221 Stell,Daniel	0:41,863	210 Horn,Moritz	0:12,143	204 Federer,Fabian	0:18,550	221 Stell,Daniel	0:11,030
2 204 Federer,Fabian	0:41,973	203 Pex,Stan	0:12,161	221 Stell,Daniel	0:18,617	223 Schmitz,Alexander	0:11,153
3 242 Kremers,Marijn	0:42,035	242 Kremers,Marijn	0:12,162	242 Kremers,Marijn	0:18,629	242 Kremers,Marijn	0:11,190
4 223 Schmitz,Alexander	0:42,127	204 Federer,Fabian	0:12,185	223 Schmitz,Alexander	0:18,687	204 Federer,Fabian	0:11,206
5 203 Pex,Stan	0:42,267	223 Schmitz,Alexander	0:12,198	203 Pex,Stan	0:18,716	287 Köhler,Leon	0:11,224
6 227 Tschemtscher,Toni	0:42,402	221 Stell,Daniel	0:12,207	227 Tschemtscher,Toni	0:18,754	203 Pex,Stan	0:11,239
7 212 Specken,Guust	0:42,403	227 Tschemtscher,Toni	0:12,241	212 Specken,Guust	0:18,758	227 Tschemtscher,Toni	0:11,240
8 233 Davies,Dylan	0:42,422	218 Tubben,Max	0:12,260	233 Davies,Dylan	0:18,781	210 Horn,Moritz	0:11,247
9 218 Tubben,Max	0:42,469	287 Köhler,Leon	0:12,274	218 Tubben,Max	0:18,898	212 Specken,Guust	0:11,254
10 287 Köhler,Leon	0:42,478	233 Davies,Dylan	0:12,286	287 Köhler,Leon	0:18,905	233 Davies,Dylan	0:11,271
11 210 Horn,Moritz	0:42,558	217 Tornqvist-Persson,Benjai	0:12,314	210 Horn,Moritz	0:18,925	218 Tubben,Max	0:11,287
12 217 Tornqvist-Persson,Benjai	0:42,658	212 Specken,Guust	0:12,323	211 Mrosek,Michael	0:18,931	217 Tornqvist-Persson,Benjai	0:11,326
13 241 Peklin,Ivan	0:42,870	241 Peklin,Ivan	0:12,330	217 Tornqvist-Persson,Benjai	0:18,940	241 Peklin,Ivan	0:11,348
14 211 Mrosek,Michael	0:42,945	211 Mrosek,Michael	0:12,403	241 Peklin,Ivan	0:19,104	211 Mrosek,Michael	0:11,418

Qualifying practice DSKM (K22) Group 1

Die schnellsten Zeiten

Ort	Nr. Fahrername	Zeit	Streckenl.	ø Speed
Ziel	221 Stell Daniel	0:41,863	1107 m	95,2 km/h
Sektion 1	210 Horn Moritz	0:12,143	329 m	97,5 km/h
Sektion 2	204 Federer Fabian	0:18,550	475 m	92,2 km/h
Sektion 3	221 Stell Daniel	0:11,030	303 m	98,9 km/h

	Smr.221 Stell Daniel DEU DS Kartsport theoretisch mögliche Bestzeit 0:41,854	Smr.204 Federer Fabian ITA SRP Racing Team theoretisch mögliche Bestzeit 0:41,941	Smr.242 Kremers Marlijn ITA BIREL ART RACING S.R.L. theoretisch mögliche Bestzeit 0:41,981	Smr.223 Schmitz Alexander DEU Renda Motorsport S.A.S. theoretisch mögliche Bestzeit 0:42,038	Smr.203 Pex Stan NLD CRG Holland theoretisch mögliche Bestzeit 0:42,116
best	0:41,863 0:12,207 0:18,617 0:11,030	0:41,973 0:12,185 0:18,550 0:11,206	0:42,035 0:12,162 0:18,629 0:11,190	0:42,127 0:12,198 0:18,687 0:11,153	0:42,267 0:12,161 0:18,716 0:11,239
Runde 1	0:48,667 0:16,427 0:20,238 0:12,002	0:49,654 0:16,678 0:20,870 0:12,106	0:48,705 0:16,454 0:20,609 0:11,642	0:53,101 0:17,378 0:23,123 0:12,600	0:49,327 0:16,398 0:20,695 0:12,234
Runde 2	0:43,123 0:12,763 0:19,052 0:11,308	0:43,592 0:12,695 0:19,244 0:11,653	0:42,687 0:12,540 0:18,957 0:11,190	0:43,967 0:13,062 0:19,443 0:11,462	0:44,270 0:13,105 0:19,593 0:11,572
Runde 3	0:42,423 0:12,504 0:18,753 0:11,166	0:44,220 0:13,777 0:19,174 0:11,269	0:42,101 0:12,220 0:18,677 0:11,204	0:42,294 0:12,349 0:18,792 0:11,153	0:42,531 0:12,269 0:18,943 0:11,319
Runde 4	0:41,863 0:12,207 0:18,626 0:11,030	0:42,093 0:12,220 0:18,666 0:11,207	0:44,270 0:13,330 0:19,687 0:11,253	0:43,966 0:12,257 0:19,661 0:12,048	0:42,533 0:12,161 0:19,055 0:11,317
Runde 5	0:42,532 0:12,255 0:18,617 0:11,660	0:42,243 0:12,278 0:18,759 0:11,206	0:42,035 0:12,175 0:18,667 0:11,193	0:42,228 0:12,221 0:18,805 0:11,202	0:46,593 0:12,750 0:21,352 0:12,491
Runde 6	0:53,319 0:20,743 0:20,191 0:12,385	0:53,446 0:14,395 0:26,018 0:13,033	0:48,311 0:12,234 0:24,112 0:11,965	0:46,325 0:13,066 0:21,040 0:12,219	0:43,706 0:13,156 0:19,311 0:11,239
Runde 7	0:12,342 0:19,471	0:43,316 0:12,205 0:19,067 0:12,044	0:46,574 0:12,276 0:21,734 0:12,564	0:42,127 0:12,198 0:18,687 0:11,242	0:42,267 0:12,271 0:18,716 0:11,280
Runde 8		0:41,973 0:12,185 0:18,550 0:11,238	0:42,084 0:12,162 0:18,629 0:11,293	0:46,486 0:14,080 0:20,534 0:11,872	0:43,410 0:12,722 0:19,384 0:11,304
Runde 9		0:12,640 0:19,371	0:12,194 0:20,423	0:12,247 0:18,975	0:42,393 0:12,343 0:18,788 0:11,262

DMSB-Reglir:206/2018

Qualifying practice DSKM (K22) Group 1

Die schnellsten Zeiten

Ort	Nr. Fahrername	Streckenl.	ø Speed
Ziel	221 Stell Daniel	1107 m	95,2 km/h
Sektion 1	210 Horn Moritz	329 m	97,5 km/h
Sektion 2	204 Federer Fabian	475 m	92,2 km/h
Sektion 3	221 Stell Daniel	303 m	98,9 km/h

	Stnr.227 Tschentscher,Toni DEU SRP Racing Team theoretisch mögliche Bestzeit 0:42,235	Stnr.212 Specken,Guust NLD Guust Specken theoretisch mögliche Bestzeit 0:42,335	Stnr.233 Davies,Dylan NLD Zanardi Racing Team theoretisch mögliche Bestzeit 0:42,338	Stnr.218 Tubben,Max NLD CRG Holland theoretisch mögliche Bestzeit 0:42,445	Stnr.287 Köhler,Leon DEU Energy corse srl theoretisch mögliche Bestzeit 0:42,403
best	0:42,402	0:12,241	0:18,754	0:11,240	0:11,240
Runde 1	0:52,396	0:16,911	0:22,619	0:12,866	0:12,866
Runde 2	0:43,365	0:12,824	0:19,186	0:11,355	0:11,355
Runde 3	0:42,501	0:12,422	0:18,839	0:11,240	0:11,240
Runde 4	0:46,599	0:13,185	0:21,342	0:12,072	0:12,072
Runde 5	0:43,565	0:12,241	0:18,784	0:12,540	0:12,540
Runde 6	0:48,046	0:14,996	0:21,323	0:11,727	0:11,727
Runde 7	0:42,402	0:12,364	0:18,754	0:11,284	0:11,284
Runde 8		0:12,327	0:19,389		
Runde 9					
	Ziel	Sektion 1	Sektion 2	Sektion 3	Ziel
	0:42,478	0:12,274	0:18,905	0:11,224	0:42,478
	0:52,540	0:17,660	0:21,846	0:13,034	0:52,540
	0:43,341	0:12,912	0:19,159	0:11,270	0:43,341
	0:42,642	0:12,429	0:18,939	0:11,274	0:42,642
	0:42,963	0:12,326	0:19,278	0:11,359	0:42,963
	0:42,478	0:12,333	0:18,921	0:11,224	0:42,478
	0:47,643	0:12,274	0:23,789	0:11,580	0:47,643
	0:42,712	0:12,328	0:18,922	0:11,462	0:42,712
	0:42,652	0:12,291	0:18,941	0:11,420	0:42,652
	0:43,255	0:12,305	0:18,905	0:12,045	0:43,255
	Ziel	Sektion 1	Sektion 2	Sektion 3	Ziel
	0:42,469	0:12,260	0:18,898	0:11,287	0:42,469
	0:48,767	0:15,928	0:20,513	0:12,326	0:48,767
	0:44,197	0:12,995	0:19,591	0:11,611	0:44,197
	0:42,637	0:12,385	0:18,942	0:11,310	0:42,637
	0:42,540	0:12,291	0:18,922	0:11,327	0:42,540
	0:46,423	0:12,561	0:21,378	0:12,484	0:46,423
	0:43,823	0:13,409	0:19,127	0:11,287	0:43,823
	0:42,469	0:12,260	0:18,898	0:11,311	0:42,469
	0:43,209	0:12,450	0:19,452	0:11,307	0:43,209
	0:42,580	0:12,301	0:18,948	0:11,331	0:42,580
	Ziel	Sektion 1	Sektion 2	Sektion 3	Ziel
	0:42,422	0:12,286	0:18,781	0:11,271	0:42,422
	0:48,644	0:16,120	0:20,388	0:12,136	0:48,644
	0:43,346	0:12,781	0:19,135	0:11,430	0:43,346
	0:42,761	0:12,427	0:19,010	0:11,324	0:42,761
	0:42,572	0:12,378	0:18,841	0:11,353	0:42,572
	0:42,422	0:12,370	0:18,781	0:11,271	0:42,422
	0:46,079	0:12,337	0:18,882	0:14,860	0:46,079
	0:50,529	0:17,120	0:20,785	0:12,624	0:50,529
	0:42,542	0:12,336	0:18,900	0:11,306	0:42,542
	0:12,286	0:19,811			0:12,286
	Ziel	Sektion 1	Sektion 2	Sektion 3	Ziel
	0:42,403	0:12,323	0:18,758	0:11,254	0:42,403
	0:51,855	0:18,968	0:20,707	0:12,180	0:51,855
	0:43,446	0:12,780	0:19,149	0:11,517	0:43,446
	0:42,596	0:12,464	0:18,838	0:11,294	0:42,596
	0:42,403	0:12,376	0:18,758	0:11,269	0:42,403
	0:42,491	0:12,355	0:18,882	0:11,254	0:42,491
	0:42,458	0:12,323	0:18,864	0:11,271	0:42,458
	0:53,677	0:16,820	0:25,451	0:11,406	0:53,677
	0:42,503	0:12,375	0:18,809	0:11,319	0:42,503
	0:12,398	0:19,030			0:12,398

Qualifying practice DSKM (K22) Group 1

Die schnellsten Zeiten

Ort	Nr. Fahrername	Zeit	Streckenl.	ø Speed
Ziel	221 Stel Daniel	0:41,863	1107 m	95,2 km/h
Sektion 1	210 Horn,Moritz	0:12,143	329 m	97,5 km/h
Sektion 2	204 Federer,Fabian	0:18,550	475 m	92,2 km/h
Sektion 3	221 Stel Daniel	0:11,030	303 m	98,9 km/h

	Smr.210 Horn,Moritz DEU TB Racing Team	Smr.217 Tornqvist-Persson,Benjamin SWE CRG Holland	Smr.241 Pektin,Ivan UKR Victory Racing Team	Smr.211 Mrosek,Michael DEU Team AK RACING	Ziel	Sektion 1	Sektion 2	Sektion 3
	theoretisch mögliche Bestzeit 0:42,315	theoretisch mögliche Bestzeit 0:42,580	theoretisch mögliche Bestzeit 0:42,782	theoretisch mögliche Bestzeit 0:42,752				
best	0:42,558 0:12,143 0:18,925 0:11,247	0:42,658 0:12,314 0:18,940 0:11,326	0:42,870 0:12,330 0:19,104 0:11,348	0:42,945 0:12,403 0:18,931 0:11,418				
Runde 1	0:49,172 0:16,286 0:20,814 0:12,072	0:51,700 0:17,328 0:22,127 0:12,245	0:48,710 0:16,257 0:20,594 0:11,859	0:52,940 0:18,379 0:21,944 0:12,617				
Runde 2	0:44,866 0:13,220 0:19,887 0:11,759	0:43,313 0:12,594 0:19,236 0:11,483	0:43,350 0:12,544 0:19,226 0:11,580	0:44,932 0:13,422 0:19,753 0:11,757				
Runde 3	0:42,732 0:12,380 0:18,990 0:11,362	0:46,743 0:12,524 0:22,295 0:11,924	0:43,051 0:12,519 0:19,120 0:11,412	0:43,422 0:12,680 0:19,197 0:11,545				
Runde 4	0:42,558 0:12,318 0:18,968 0:11,272	0:43,025 0:12,353 0:19,270 0:11,402	0:42,870 0:12,375 0:19,147 0:11,348	0:42,945 0:12,555 0:18,931 0:11,459				
Runde 5	0:51,092 0:17,345 0:22,426 0:11,321	0:42,658 0:12,371 0:18,961 0:11,326	0:42,993 0:12,481 0:19,104 0:11,408	0:42,963 0:12,452 0:19,093 0:11,418				
Runde 6	0:48,765 0:12,411 0:24,170 0:12,184	0:46,682 0:12,320 0:21,670 0:12,692	0:47,049 0:12,330 0:22,673 0:12,046	0:42,992 0:12,415 0:19,030 0:11,547				
Runde 7	0:44,151 0:12,312 0:18,925 0:12,914	0:42,974 0:12,322 0:18,940 0:11,712	0:46,793 0:12,499 0:21,471 0:12,823	0:46,835 0:14,216 0:20,995 0:11,624				
Runde 8	0:42,626 0:12,270 0:19,109 0:11,247	0:43,426 0:12,320 0:19,692 0:11,414	0:45,318 0:12,887 0:20,915 0:11,516	0:42,970 0:12,403 0:19,089 0:11,478				
Runde 9	0:12,143 0:19,057	0:12,314 0:18,952	0:43,736 0:12,641 0:19,181 0:11,914	0:12,571 0:20,454				

DMSB-RegNr: 206/2018

free practice DSKM (K22) Group 2

Strecke / track: 1107m

started: 13 classified: 13 not classified: 0

Doc. 10

Pos	Str. Nr.	Fahrer Driver	Nation	Bewerber/Sponsor	Nation	Lizenz/B-Lizenz	Chassis/Motor/Reifen	Runden Laps	Gesamtzeit Differenz	Abstand Gap	beste Runde best Lap	in N. in L.	o Geschw. Speed
1	201	Pex, Jorrit	NLD	CRG Holland	NLD	27382 15521	CRG / TM / Vega	8			0:41,840	8	95,2 km/h
2	228	Pieruszek, Kevin	DEU	BIREL ART RACING KSW	AUT	IKB 1124247 BK 102	RK / TM / Vega	12	0:00,082	0:00,082	0:41,922	12	95,1 km/h
3	284	Müller, Julian	DEU	Mach1 Motorsport	DEU	IKC 1137671 KBF 1005514	Mach1 / TM / Vega	12	0:00,117	0:00,035	0:41,957	11	95,0 km/h
4	232	Maticic, André	DEU	Solgat Motorsport	DEU	IKB 1083048 KBF 1079882	BirelART / TM / Vega	12	0:00,337	0:00,220	0:42,177	12	94,5 km/h
5	274	Van Leeuwen, Martijn	NLD	Energy Corse srl	ITA	30816 295423	Energy / TM / Vega	12	0:00,518	0:00,181	0:42,358	11	94,1 km/h
6	231	Paul, Maximilian	DEU	DR S.R.L.	ITA	IKB 1140086 296449	DR / Modena / Vega	13	0:00,524	0:00,006	0:42,364	10	94,1 km/h
7	224	Lanzeni, William	ITA	BIREL ART RACING KSW	AUT	355886 BK 102	BirelART / TM / Vega	13	0:00,545	0:00,021	0:42,385	9	94,0 km/h
8	230	Varhaug, Pål	NOR	CRG Holland	NLD	28345 15521	CRG / TM / Vega	12	0:00,669	0:00,124	0:42,509	9	93,7 km/h
9	207	Nilsson, Brandon	SWE	GOLD BY BRANDON RACING	SWE	199502194179 574	Righetti Ridolfi / TM / Vega	12	0:00,713	0:00,044	0:42,553	12	93,7 km/h
10	213	Netiagovskii, Daniel	CZE	Gregor Kart s.r.o.	CZE	925 338	CRG / TM / Vega	11	0:00,807	0:00,094	0:42,647	8	93,4 km/h
11	271	Jöcker, Nico	DEU	Millennium Racing Team	DEU	IKC1138684 KBF 1095578	Kosmic / Vortex / Vega	12	0:00,969	0:00,162	0:42,809	12	93,1 km/h
12	238	Jilek, Michal	CZE	Solgat Motorsport	DEU	18AS0808 KBF 1079882	BirelART / TM / Vega	10	0:01,013	0:00,044	0:42,853	7	93,0 km/h
13	237	Lang, Hannah	GBR	MK Racing	GBR	212874 273486	Tony Kart / Vortex / Vega	12	0:01,369	0:00,356	0:43,209	10	92,2 km/h

Rennleitung: Volker Ehekircher Racedirektor: Thomas Lainer

Sportkommissare: Thomas Ferrero / Ulrich Bell / Peter Brings / Tobias Amann

Techn. Kommissare: H.-J. Dangers / A.Sengpiel / M. Grasshoff / C. Schmidt / D.Pietzko

Zeitnahme: KART-DATA timing service Franz Schieszler / Martin Summerer



DMSB-Reg.Nr.:206/2018

free practice DSKM (KZ2) Group 2

Strecke / track: 1107 started: 13 classified: 13 not classified: 0

Fahrename Driver	Pex Jorrit	Pieruszek Kevin	Müller Julian	Matisic André	Van Leeuwen Martijn	Paul Maximilian	Lanzeni William	Varhaug Pål	Nilsson Brandon	Nettiagovskii Daniel	Jöcker Nico	Jilek Michal
schnellste Runde	0:41,840 Rn. 8	0:41,922 Rn. 12	0:41,957 Rn. 11	0:42,177 Rn. 12	0:42,358 Rn. 11	0:42,364 Rn. 10	0:42,385 Rn. 9	0:42,509 Rn. 9	0:42,553 Rn. 12	0:42,647 Rn. 8	0:42,809 Rn. 12	0:42,853 Rn. 7
Speed	95,2 km/h	95,1 km/h	95,0 km/h	94,5 km/h	94,1 km/h	94,1 km/h	94,0 km/h	93,7 km/h	93,7 km/h	93,4 km/h	93,1 km/h	93,0 km/h
Lap 1	<u>0:55,189</u>	1:00,413	1:03,099	0:52,709	0:59,167	1:02,118	0:58,260	1:01,430	0:57,751	0:52,813	0:59,824	0:51,896
Lap 2	0:47,526	0:52,139	0:53,646	0:45,785	0:49,773	0:51,959	0:52,233	0:52,241	0:44,411	0:45,498	0:52,138	0:45,630
Lap 3	0:44,139	0:46,515	0:51,880	1:59,767	0:43,221	0:57,702	0:52,338	0:51,269	0:43,260	0:43,760	0:48,353	0:44,239
Lap 4	0:42,568	0:45,178	0:50,367	0:48,504	0:42,732	0:44,969	0:50,790	0:50,296	0:42,964	0:43,561	0:43,683	0:43,625
Lap 5	0:41,893	0:46,789	0:47,778	0:43,279	0:42,457	0:44,271	0:48,777	0:48,349	0:43,319	0:43,145	0:44,972	3:04,006
Lap 6	0:48,268	0:44,521	0:47,019	0:42,515	0:42,403	0:44,949	0:46,637	0:46,566	1:25,251	1:58,218	0:43,511	0:45,429
Lap 7	0:41,911	0:42,183	0:46,722	0:42,564	1:28,865	0:42,738	0:42,751	0:44,738	0:50,712	0:47,783	0:42,908	0:42,853
Lap 8	<u>0:41,840</u>	0:42,079	0:43,017	0:42,308	0:45,519	0:42,473	0:42,542	0:42,612	0:43,145	0:42,647	1:39,986	0:43,284
Lap 9	0:42,129	0:42,129	0:42,300	0:42,283	0:42,404	0:42,454	0:42,385	<u>0:42,509</u>	0:42,637	0:42,647	0:44,027	0:43,722
Lap 10	0:47,990	0:47,990	0:42,179	0:42,256	0:42,422	<u>0:42,364</u>	0:42,499	0:47,318	0:42,830	0:42,737	0:42,859	0:43,079
Lap 11	0:41,990	0:41,990	0:41,957	0:46,334	0:42,358	0:47,780	0:42,564	0:42,950	0:44,529	0:42,717	0:42,837	
Lap 12	<u>0:41,922</u>	<u>0:41,922</u>	0:42,047	<u>0:42,177</u>	0:43,052	0:42,445	0:42,712	0:42,581	0:42,553		<u>0:42,809</u>	
Lap 13					0:42,617	0:42,550	0:42,617					



DMSB-RegNr: 206/2018

free practice DSKM (KZ2) Group 2

Strecke / track: 1107 started: 13 classified: 13 not classified: 0

Fahrername Driver	Lang Hannah
schnellste Runde in Runde	0:43,209 Rn. 10
Speed	92,2 km/h
Lap 1	1:09,428
Lap 2	0:58,852
Lap 3	0:52,545
Lap 4	0:49,702
Lap 5	0:46,611
Lap 6	0:43,963
Lap 7	0:43,961
Lap 8	0:43,684
Lap 9	0:43,238
Lap 10	<u>0:43,209</u>
Lap 11	0:43,275
Lap 12	0:43,822
Lap 13	

free practice DSKM (K22) Group 2

Ziel		Sektion 1		Sektion 2		Sektion 3	
Fahrername	Zeit	Fahrername	Zeit	Fahrername	Zeit	Fahrername	Zeit
1 201 Pex,Jorrit	0:41,840	228 Pieruszek,Kevin	0:12,079	201 Pex,Jorrit	0:18,567	228 Pieruszek,Kevin	0:11,132
2 228 Pieruszek,Kevin	0:41,922	201 Pex,Jorrit	0:12,106	284 Müller,Julian	0:18,626	232 Maticic,André	0:11,141
3 284 Müller,Julian	0:41,957	284 Müller,Julian	0:12,162	228 Pieruszek,Kevin	0:18,645	201 Pex,Jorrit	0:11,157
4 232 Maticic,André	0:42,177	274 Van Leeuwen,Martijn	0:12,190	232 Maticic,André	0:18,766	284 Müller,Julian	0:11,169
5 274 Van Leeuwen,Martijn	0:42,358	231 Paul,Maximilian	0:12,211	274 Van Leeuwen,Martijn	0:18,776	224 Lanzeni,William	0:11,185
6 231 Paul,Maximilian	0:42,364	232 Maticic,André	0:12,254	230 Varhaug,Pål	0:18,863	213 Netagovskii,Daniel	0:11,235
7 224 Lanzeni,William	0:42,385	224 Lanzeni,William	0:12,268	213 Netagovskii,Daniel	0:18,863	230 Varhaug,Pål	0:11,236
8 230 Varhaug,Pål	0:42,509	230 Varhaug,Pål	0:12,302	207 Nilsson,Brandon	0:18,895	231 Paul,Maximilian	0:11,237
9 207 Nilsson,Brandon	0:42,553	207 Nilsson,Brandon	0:12,306	224 Lanzeni,William	0:18,908	274 Van Leeuwen,Martijn	0:11,238
10 213 Netagovskii,Daniel	0:42,647	213 Netagovskii,Daniel	0:12,349	231 Paul,Maximilian	0:18,916	207 Nilsson,Brandon	0:11,292
11 271 Jöcker,Nico	0:42,809	238 Jilek,Michal	0:12,404	271 Jöcker,Nico	0:19,031	271 Jöcker,Nico	0:11,308
12 238 Jilek,Michal	0:42,853	271 Jöcker,Nico	0:12,416	238 Jilek,Michal	0:19,045	238 Jilek,Michal	0:11,399
13 237 Lang,Hannah	0:43,209	237 Lang,Hannah	0:12,447	237 Lang,Hannah	0:19,101	237 Lang,Hannah	0:11,614

free practice DSKM (K2) Group 2

Die schnellsten Zeiten

Ort	Nr. Fahrername	Streckenl.	Zeit	Ø Speed
Ziel	201 Pex,Jorrit	1107 m	0:41,840	95,2 km/h
Sektion 1	228 Pieruszek,Kevin	329 m	0:12,079	98,1 km/h
Sektion 2	201 Pex,Jorrit	475 m	0:18,567	92,1 km/h
Sektion 3	228 Pieruszek,Kevin	303 m	0:11,132	98,0 km/h

	Snr.201 Pex,Jorrit NLD CRG Holland	Snr.228 Pieruszek,Kevin DEU BIREL ART RACING KSW	Snr.284 Müller,Julian DEU Mach1 Motorsport	Snr.232 Maticic,André DEU Solgat Motorsport	Snr.274 Van Leeuwen,Maartijn NLD Energy Corse srl
	theoretisch mögliche Bestzeit 0:41,830	theoretisch mögliche Bestzeit 0:41,856	theoretisch mögliche Bestzeit 0:41,957	theoretisch mögliche Bestzeit 0:42,161	theoretisch mögliche Bestzeit 0:42,204
best	Ziel Sektion 1 Sektion 2 Sektion 3 0:41,840 0:12,106 0:18,567 0:11,157	Ziel Sektion 1 Sektion 2 Sektion 3 0:41,922 0:12,079 0:18,645 0:11,132	Ziel Sektion 1 Sektion 2 Sektion 3 0:41,957 0:12,162 0:18,626 0:11,169	Ziel Sektion 1 Sektion 2 Sektion 3 0:42,177 0:12,254 0:18,766 0:11,141	Ziel Sektion 1 Sektion 2 Sektion 3 0:42,358 0:12,190 0:18,776 0:11,238
Runde 1	0:55,189 0:18,526 0:22,824 0:13,839	1:00,413 0:20,307 0:25,145 0:14,961	1:03,099 0:21,625 0:26,524 0:14,950	0:52,709 0:17,932 0:22,461 0:12,316	0:59,167 0:20,451 0:25,124 0:13,592
Runde 2	0:47,526 0:15,168 0:20,331 0:12,027	0:52,139 0:15,556 0:22,870 0:13,713	0:53,646 0:15,793 0:23,660 0:14,193	0:45,785 0:13,705 0:20,219 0:11,861	0:49,773 0:14,399 0:23,599 0:11,775
Runde 3	0:44,139 0:13,053 0:19,563 0:11,523	0:46,515 0:13,995 0:20,356 0:12,164	0:51,880 0:14,938 0:23,214 0:13,728	1:59,767 0:12,970 0:19,424 1:27,373	0:43,221 0:12,738 0:19,092 0:11,391
Runde 4	0:42,568 0:12,343 0:18,922 0:11,303	0:45,178 0:12,889 0:20,082 0:12,207	0:50,367 0:14,942 0:22,348 0:13,077	0:48,504 0:16,075 0:20,573 0:11,856	0:42,732 0:12,380 0:18,940 0:11,412
Runde 5	0:41,893 0:12,112 0:18,586 0:11,195	0:46,789 0:14,543 0:20,738 0:11,508	0:47,778 0:14,074 0:21,078 0:12,626	0:43,279 0:12,784 0:19,225 0:11,270	0:42,457 0:12,281 0:18,870 0:11,306
Runde 6	0:48,268 0:13,443 0:23,333 0:11,492	0:44,521 0:12,507 0:20,647 0:11,367	0:47,019 0:13,887 0:20,679 0:12,453	0:42,515 0:12,497 0:18,815 0:11,203	0:42,403 0:12,271 0:18,785 0:11,347
Runde 7	0:41,911 0:12,143 0:18,611 0:11,157	0:42,183 0:12,147 0:18,753 0:11,283	0:46,722 0:13,650 0:21,147 0:11,925	0:42,564 0:12,324 0:19,045 0:11,195	1:28,865 0:12,385 0:18,912 0:57,568
Runde 8	0:41,840 0:12,106 0:18,567 0:11,167	0:42,079 0:12,152 0:18,716 0:11,211	0:43,017 0:12,683 0:18,915 0:11,419	0:42,308 0:12,353 0:18,814 0:11,141	0:45,519 0:14,705 0:19,413 0:11,401
Runde 9		0:42,129 0:12,219 0:18,645 0:11,265	0:42,300 0:12,326 0:18,710 0:11,264	0:42,283 0:12,320 0:18,801 0:11,162	0:42,404 0:12,348 0:18,776 0:11,280
Runde 10		0:47,990 0:15,541 0:21,058 0:11,391	0:42,179 0:12,241 0:18,696 0:11,242	0:42,256 0:12,328 0:18,766 0:11,162	0:42,422 0:12,247 0:18,833 0:11,342
Runde 11		0:41,990 0:12,165 0:18,650 0:11,175	0:41,957 0:12,162 0:18,626 0:11,169	0:46,334 0:12,340 0:22,143 0:11,851	0:42,358 0:12,257 0:18,863 0:11,238
Runde 12		0:41,922 0:12,079 0:18,711 0:11,132	0:42,047 0:12,194 0:18,648 0:11,205	0:42,177 0:12,254 0:18,767 0:11,156	0:43,052 0:12,190 0:19,162 0:11,700
Runde 13		0:12,141 0:19,005	0:13,065 0:38,199		

free practice DSKM (K2) Group 2

Die schnellsten Zeiten

Ort	Nr. Fahrername	Streckentl.	Zeit	Ø Speed
Ziel	201 Pex,Jorritj	1107 m	0:41,840	95,2 km/h
Sektion 1	228 Pieruszek,Kevin	329 m	0:12,079	98,1 km/h
Sektion 2	201 Pex,Jorritj	475 m	0:18,567	92,1 km/h
Sektion 3	228 Pieruszek,Kevin	303 m	0:11,132	98,0 km/h

	Smr.231 Paul,Maximilian DEU DR S.R.L.	Smr.224 Lanzeni,William ITA BIREL ART RACING KSW	Smr.230 Vorhaug,Pål NOR CRG Holland	Smr.207 Nilsson,Brandon SWE GOLD BY BRANDON RACING	Smr.213 Netigowski,Daniel CZE Gregor Kart s.r.o.
	theoretisch mögliche Bestzeit 0:42,364	theoretisch mögliche Bestzeit 0:42,361	theoretisch mögliche Bestzeit 0:42,401	theoretisch mögliche Bestzeit 0:42,493	theoretisch mögliche Bestzeit 0:42,447
Ziel	Sektion 1 0:18,916	Sektion 1 0:12,268	Sektion 1 0:12,302	Sektion 1 0:12,306	Sektion 1 0:12,349
Sektion 2	0:11,237	0:18,908	0:18,863	0:18,895	Sektion 2 0:11,235
Sektion 3	0:14,991	0:14,343	0:14,835	0:11,292	Sektion 3 0:11,235
best	0:42,364	0:42,385	0:42,509	0:42,553	0:42,647
Runde 1	1:02,118	0:58,260	1:01,430	0:57,751	0:52,813
Runde 2	0:51,959	0:52,233	0:52,241	0:44,411	0:45,498
Runde 3	0:57,702	0:57,338	0:51,269	0:43,260	0:43,760
Runde 4	0:44,969	0:50,790	0:50,296	0:42,964	0:43,561
Runde 5	0:44,271	0:48,777	0:48,349	0:43,319	0:43,145
Runde 6	0:44,949	0:46,637	0:46,566	1:25,251	0:43,218
Runde 7	0:42,738	0:42,751	0:44,738	0:50,712	0:47,783
Runde 8	0:42,473	0:42,542	0:42,612	0:43,145	0:47,783
Runde 9	0:42,454	0:42,385	0:42,509	0:42,637	0:42,647
Runde 10	0:42,364	0:42,499	0:47,318	0:42,830	0:42,737
Runde 11	0:47,780	0:42,564	0:42,950	0:44,529	0:42,717
Runde 12	0:42,445	0:42,712	0:42,581	0:42,553	0:42,717
Runde 13	0:42,550	0:42,617	0:42,338	0:12,306	0:12,556

free practice DSKM (K2) Group 2

Die schnellsten Zeiten

Ort	Nr. Fahrername	Streckenl.	Zeit	Ø Speed
Ziel	201 Pex,Jorritj	1107 m	0:41,840	95,2 km/h
Sektion 1	228 Pieruszek,Kevin	329 m	0:12,079	98,1 km/h
Sektion 2	201 Pex,Jorritj	475 m	0:18,567	92,1 km/h
Sektion 3	228 Pieruszek,Kevin	303 m	0:11,132	98,0 km/h

	Smr.271 Jöcker,Nico DEU Millennium Racing Team	Smr.238 Jilek,Michal CZE Solgat Motorsport	Smr.237 Lang,Hannah GBR MK Racing	
	theoretisch mögliche Bestzeit 0:42,755	theoretisch mögliche Bestzeit 0:42,848	theoretisch mögliche Bestzeit 0:43,162	
best	Ziel Sektion 1 Sektion 2 Sektion 3 0:42,809 0:12,416 0:19,031 0:11,308	Ziel Sektion 1 Sektion 2 Sektion 3 0:42,853 0:12,404 0:19,045 0:11,399	Ziel Sektion 1 Sektion 2 Sektion 3 0:43,209 0:12,447 0:19,101 0:11,614	Ziel Sektion 1 Sektion 2 Sektion 3
Runde 1	0:59,824 0:19,961 0:25,057 0:14,806	0:51,896 0:17,978 0:21,157 0:12,761	1:09,428 0:22,798 0:29,283 0:17,347	
Runde 2	0:52,138 0:15,618 0:22,775 0:13,745	0:45,630 0:14,213 0:19,661 0:11,756	0:58,852 0:17,828 0:26,199 0:14,825	
Runde 3	0:48,353 0:14,284 0:22,374 0:11,695	0:44,239 0:12,682 0:19,795 0:11,762	0:52,545 0:15,558 0:23,224 0:13,763	
Runde 4	0:43,683 0:12,671 0:19,536 0:11,476	0:43,625 0:12,657 0:19,274 0:11,694	0:49,702 0:14,189 0:22,264 0:13,249	
Runde 5	0:44,972 0:12,581 0:19,234 0:13,157	3:04,006 0:12,926 0:19,544 2:31,536	0:46,611 0:13,450 0:20,807 0:12,354	
Runde 6	0:43,511 0:12,907 0:19,203 0:11,401	0:45,429 0:14,529 0:19,212 0:11,688	0:43,963 0:13,118 0:19,222 0:11,623	
Runde 7	0:42,908 0:12,471 0:19,091 0:11,346	0:42,853 0:12,404 0:19,050 0:11,399	0:43,961 0:12,737 0:19,573 0:11,651	
Runde 8	1:39,986 0:12,505 0:19,146 1:08,335	0:43,284 0:12,522 0:19,299 0:11,463	0:43,684 0:12,641 0:19,212 0:11,831	
Runde 9	0:44,027 0:13,417 0:19,243 0:11,367	0:43,722 0:12,524 0:19,528 0:11,670	0:43,238 0:12,447 0:19,127 0:11,664	
Runde 10	0:42,859 0:12,416 0:19,116 0:11,327	0:43,079 0:12,517 0:19,045 0:11,517	0:43,209 0:12,494 0:19,101 0:11,614	
Runde 11	0:42,837 0:12,456 0:19,031 0:11,350		0:43,275 0:12,456 0:19,120 0:11,699	
Runde 12	0:42,809 0:12,455 0:19,046 0:11,308		0:43,822 0:12,474 0:19,312 0:12,036	
Runde 13				

DMSB-RegNr: 206/2018

free practice DSKM (K22) Group 1

Strecke / track: 1107m

started: 14 classified: 14 not classified: 0

Doc. 9

Pos	Str. Nr.	Fahrer Driver	Nation	Bewerber/Sponsor	Nation	Lizenz/B-Lizenz	Chassis/Motor/Reifen	Runden Laps	Gesamtzeit Differenz	Abstand Gap	beste Runde best Lap	in N. in L.	o Geschw. Speed
1	203	Pex, Stan	NLD	CRG Holland	NLD	31772 15521	CRG / TM / Vega	12			0:41,642	12	95,7 km/h
2	221	Stell, Daniel	DEU	DS Kartsport	DEU	IKB 1138227 KBF 1154357	MACH1 / TM / Vega	8	0:00,016	0:00,016	0:41,658	8	95,7 km/h
3	204	Federer, Fabian	ITA	SRP Racing Team	DEU	353643 KBF1156791	CRG / TM / Vega	9	0:00,083	0:00,067	0:41,725	9	95,5 km/h
4	287	Köhler, Leon	DEU	Energy corse srl	ITA	IKB 1164981 295423	Energy / Vortex / Vega	11	0:00,290	0:00,207	0:41,932	9	95,0 km/h
5	242	Kremers, Marijn	ITA	BIREL ART RACING S.R.L.	ITA	28576 370004	BIREL ART / TM / Vega	13	0:00,325	0:00,045	0:41,977	13	94,9 km/h
6	218	Tubben, Max	NLD	CRG Holland	NLD	33495 15521	CRG / TM / Vega	10	0:00,364	0:00,029	0:42,006	10	94,9 km/h
7	223	Schmitz, Alexander	DEU	Renda Motorsport S.A.S.	ITA	IKA 1120614 322880	Tony Kart / Vortex / Vega	12	0:00,406	0:00,042	0:42,048	9	94,8 km/h
8	210	Horn, Moritz	DEU	TB Racing Team	DEU	IKB 1132818 KBF 1116906	Kart Republic / TM / Vega	10	0:00,425	0:00,019	0:42,067	7	94,7 km/h
9	212	Specken, Guust	NLD	Guust Specken	NLD	33443 199810314592	BirelART / Vortex / Vega	12	0:00,433	0:00,008	0:42,075	9	94,7 km/h
10	217	Tornqvist-Persson, Benjam	SWE	CRG Holland	NLD	15521	CRG / TM / Vega	10	0:00,577	0:00,144	0:42,219	8	94,4 km/h
11	211	Mrosek, Michael	DEU	Team AK RACING	AUT	IKC 1131164 BK 005	Formula K / TM / Vega	12	0:01,004	0:00,427	0:42,646	9	93,4 km/h
12	241	Peklin, Ivan	UKR	Victory Racing Team	UKR	CS.28.0009.18 CT.28.0005.18	Birel Art / TM / Vega	13	0:01,147	0:00,143	0:42,789	11	93,1 km/h
13	233	Davies, Dylan	NLD	Zanardi Racing Team	NLD	19701 28613	Zanardi / TM / Vega	9	0:01,179	0:00,032	0:42,821	8	93,1 km/h
14	227	Tschentscher, Toni	DEU	SRP Racing Team	DEU	IKC 1133992 KBF 1156791	CRG / TM / Vega	1	0:15,622	0:14,443	0:57,264	1	69,6 km/h

Rennleitung: Volker Ehekircher Racedirektor: Thomas Lainer

Sportkommissare: Thomas Ferrero / Ulrich Bell / Peter Brings / Tobias Amann

Techn. Kommissare: H.-J. Dangers / A.Sengpiel / M. Grasshoff / C. Schmidt / D.Pietzko

Zeitnahme: KART-DATA timing service Franz Schieszler / Martin Summerer

DMSB-RegNr: 206/2018

free practice DSKM (K22) Group 1

Strecke / track: 1107 started: 14 classified: 14 not classified: 0

Fahrename Driver	Pex Stan	Stell Daniel	Federer Fabian	Köhler Leon	Kremers Marijn	Tubben Max	Schmitz Alexander	Horn Moritz	Spekten Guust	Persson Benjamin	Mrosek Michael	Peklin Ivan
schnellste Runde in Runde	0:41,642 Rn. 12	0:41,658 Rn. 8	0:41,725 Rn. 9	0:41,932 Rn. 9	0:41,977 Rn. 13	0:42,006 Rn. 10	0:42,048 Rn. 9	0:42,067 Rn. 7	0:42,075 Rn. 9	0:42,219 Rn. 8	0:42,646 Rn. 9	0:42,789 Rn. 11
Speed	95,7 km/h	95,7 km/h	95,5 km/h	95,0 km/h	94,9 km/h	94,9 km/h	94,8 km/h	94,7 km/h	94,7 km/h	94,4 km/h	93,4 km/h	93,1 km/h
Lap 1	0:55,388	1:16,514	0:57,587	0:59,762	0:59,763	1:13,908	1:09,410	1:00,389	1:06,665	1:03,569	0:57,253	1:08,433
Lap 2	0:48,558	0:54,900	0:49,465	0:46,480	0:50,726	0:51,626	0:54,890	0:49,627	0:51,888	0:50,336	0:50,128	0:51,139
Lap 3	0:46,884	0:48,239	0:45,574	0:42,873	0:48,918	0:46,203	0:50,327	0:43,892	0:44,839	0:43,022	0:46,639	0:43,590
Lap 4	0:45,545	0:44,187	0:44,072	0:42,589	0:46,966	0:43,505	0:46,217	2:37,430	0:42,728	0:42,551	0:43,536	0:43,841
Lap 5	0:43,200	0:42,242	3:02,554	2:33,219	0:43,688	0:42,549	0:42,828	0:50,435	0:42,593	0:42,265	0:44,126	0:42,977
Lap 6	0:42,553	0:42,838	0:47,032	0:46,459	0:42,285	0:42,444	0:42,240	0:42,429	0:42,387	0:42,259	0:43,388	0:43,083
Lap 7	0:42,037	0:41,861	0:42,281	0:42,636	0:42,188	0:42,288	0:44,123	0:42,067	0:49,096	0:42,455	0:42,703	0:43,212
Lap 8	0:45,621	0:41,658	0:41,924	0:42,405	0:41,997	0:42,324	0:42,109	0:50,183	0:42,337	0:42,219	0:43,043	0:43,393
Lap 9	0:43,018		0:41,725	0:41,932	0:42,017	0:42,086	0:42,048	0:42,182	0:42,075	0:42,278	0:42,646	0:48,985
Lap 10	0:43,340			0:43,246	0:41,991	0:42,006	0:42,072	0:44,456	0:42,155	0:44,278	1:30,386	0:42,832
Lap 11	0:50,538			0:42,212	0:42,219		0:44,001		0:42,168		0:44,616	0:42,789
Lap 12	0:41,642				0:51,206		0:43,874		0:42,522		0:42,765	0:49,502
Lap 13					0:41,977							0:43,044



DMSB-RegNr: 206/2018

free practice DSKM (KZ2) Group 1

Strecke / track: 1107 started: 14 classified: 14 not classified: 0

Fahrername Driver	Davies Dylan	Tschentscher Toni
schnellste Runde in Runde	0:42,821 Rn. 8	0:57,264 Rn. 1
Speed	93,1 km/h	69,6 km/h
Lap 1	0:58,115	<u>0:57,264</u>
Lap 2	0:51,029	
Lap 3	0:46,431	
Lap 4	0:43,623	
Lap 5	2:32,143	
Lap 6	0:48,781	
Lap 7	0:43,170	
Lap 8	<u>0:42,821</u>	
Lap 9	0:45,877	
Lap 10		
Lap 11		
Lap 12		
Lap 13		

free practice DSKM (K22) Group 1

Ziel		Sektion 1		Sektion 2		Sektion 3	
Fahrername	Zeit	Fahrername	Zeit	Fahrername	Zeit	Fahrername	Zeit
1 203 Pex,Stan	0:41,642	203 Pex,Stan	0:12,073	221 Stell,Daniel	0:18,478	221 Stell,Daniel	0:10,981
2 221 Stell,Daniel	0:41,658	204 Federer,Fabian	0:12,119	204 Federer,Fabian	0:18,493	203 Pex,Stan	0:11,070
3 204 Federer,Fabian	0:41,725	287 Köhler,Leon	0:12,136	203 Pex,Stan	0:18,499	287 Köhler,Leon	0:11,093
4 287 Köhler,Leon	0:41,932	210 Horn,Moritz	0:12,144	212 Specken,Guust	0:18,613	204 Federer,Fabian	0:11,113
5 242 Kremers,Marijn	0:41,977	242 Kremers,Marijn	0:12,159	287 Köhler,Leon	0:18,635	242 Kremers,Marijn	0:11,115
6 218 Tubben,Max	0:42,006	218 Tubben,Max	0:12,174	242 Kremers,Marijn	0:18,648	223 Schmitz,Alexander	0:11,115
7 223 Schmitz,Alexander	0:42,048	212 Specken,Guust	0:12,177	218 Tubben,Max	0:18,663	212 Specken,Guust	0:11,155
8 210 Horn,Moritz	0:42,067	223 Schmitz,Alexander	0:12,181	210 Horn,Moritz	0:18,674	218 Tubben,Max	0:11,156
9 212 Specken,Guust	0:42,075	221 Stell,Daniel	0:12,185	217 Tornqvist-Persson,Benjai	0:18,680	217 Tornqvist-Persson,Benjai	0:11,204
10 217 Tornqvist-Persson,Benjai	0:42,219	217 Tornqvist-Persson,Benjai	0:12,266	223 Schmitz,Alexander	0:18,702	210 Horn,Moritz	0:11,224
11 211 Mrosek,Michael	0:42,646	241 Peklin,Ivan	0:12,362	233 Davies,Dylan	0:18,939	211 Mrosek,Michael	0:11,243
12 241 Peklin,Ivan	0:42,789	211 Mrosek,Michael	0:12,364	211 Mrosek,Michael	0:18,976	233 Davies,Dylan	0:11,289
13 233 Davies,Dylan	0:42,821	233 Davies,Dylan	0:12,572	241 Peklin,Ivan	0:19,037	241 Peklin,Ivan	0:11,328
14 227 Tschentscher,Toni	0:57,264	227 Tschentscher,Toni	0:15,845	227 Tschentscher,Toni	0:24,523	227 Tschentscher,Toni	0:14,755

free practice DSKM (K22) Group 1

Die schnellsten Zeiten

Ort	Nr. Fahrername	Streckenl.	Zeit	Ø Speed
Ziel	203 Pex,Stan	1107 m	0:41,642	95,7 km/h
Sektion 1	203 Pex,Stan	329 m	0:12,073	98,1 km/h
Sektion 2	221 Stel,Daniel	475 m	0:18,478	92,5 km/h
Sektion 3	221 Stel,Daniel	303 m	0:10,981	99,3 km/h

	Snr.203 Pex,Stan NLD CRG Holland	Snr.221 Stel,Daniel DEU DS Kartsport	Snr.204 Federer,Fabian ITA SRP Racing Team	Snr.287 Köhler,Leon DEU Energy course srl	Snr.242 Kremers,Marijn ITA BIREL ART RACING S.R.L.
	theoretisch mögliche Bestzeit 0:41,642	theoretisch mögliche Bestzeit 0:41,644	theoretisch mögliche Bestzeit 0:41,725	theoretisch mögliche Bestzeit 0:41,864	theoretisch mögliche Bestzeit 0:41,922
best	Ziel Sektion 1 Sektion 2 Sektion 3 0:41,642 0:12,073 0:18,499 0:11,070	Ziel Sektion 1 Sektion 2 Sektion 3 0:41,658 0:12,185 0:18,478 0:10,981	Ziel Sektion 1 Sektion 2 Sektion 3 0:41,725 0:12,119 0:18,493 0:11,113	Ziel Sektion 1 Sektion 2 Sektion 3 0:41,932 0:12,136 0:18,635 0:11,093	Ziel Sektion 1 Sektion 2 Sektion 3 0:41,977 0:12,159 0:18,648 0:11,115
Runde 1	0:55,388 0:19,741 0:22,648 0:12,999	1:16,514 0:31,681 0:29,042 0:15,791	0:57,587 0:18,241 0:24,735 0:14,611	0:59,762 0:19,740 0:23,716 0:16,306	0:59,763 0:20,240 0:23,995 0:15,528
Runde 2	0:48,558 0:14,295 0:21,515 0:12,748	0:54,900 0:16,338 0:23,727 0:14,835	0:49,465 0:15,311 0:21,451 0:12,703	0:46,480 0:14,641 0:20,137 0:11,702	0:50,726 0:15,266 0:22,067 0:13,393
Runde 3	0:46,884 0:13,615 0:20,578 0:12,691	0:48,239 0:14,559 0:20,971 0:12,709	0:45,574 0:13,819 0:19,853 0:11,902	0:42,873 0:12,399 0:19,166 0:11,308	0:48,918 0:14,598 0:21,241 0:13,079
Runde 4	0:45,545 0:13,537 0:20,291 0:11,717	0:44,187 0:13,508 0:19,315 0:11,364	0:44,072 0:12,900 0:19,141 0:12,031	0:42,589 0:12,278 0:18,984 0:11,327	0:46,966 0:14,130 0:20,619 0:12,217
Runde 5	0:43,200 0:12,855 0:19,109 0:11,236	0:42,242 0:12,381 0:18,744 0:11,117	3:02,554 0:13,248 0:19,086 2:30,220	2:33,219 0:12,143 0:18,916 2:02,160	0:43,688 0:12,985 0:19,208 0:11,495
Runde 6	0:42,553 0:12,425 0:18,902 0:11,226	0:42,838 0:12,210 0:19,409 0:11,219	0:47,032 0:14,897 0:20,178 0:11,957	0:46,459 0:14,695 0:19,890 0:11,874	0:42,285 0:12,310 0:18,743 0:11,232
Runde 7	0:42,037 0:12,174 0:18,621 0:11,242	0:41,861 0:12,219 0:18,549 0:11,093	0:42,281 0:12,465 0:18,662 0:11,154	0:42,636 0:12,557 0:18,897 0:11,182	0:42,188 0:12,217 0:18,738 0:11,233
Runde 8	0:45,621 0:13,559 0:20,137 0:11,925	0:41,658 0:12,185 0:18,492 0:10,981	0:41,924 0:12,223 0:18,571 0:11,130	0:42,405 0:12,482 0:18,830 0:11,093	0:41,997 0:12,169 0:18,691 0:11,137
Runde 9	0:43,018 0:12,753 0:19,096 0:11,169	0:12,197 0:18,478	0:41,725 0:12,119 0:18,493 0:11,113	0:41,932 0:12,136 0:18,635 0:11,161	0:42,017 0:12,180 0:18,648 0:11,189
Runde 10	0:43,340 0:12,127 0:18,731 0:12,482		0:12,718 0:19,327	0:43,246 0:12,197 0:19,633 0:11,416	0:41,991 0:12,208 0:18,661 0:11,122
Runde 11	0:50,588 0:17,739 0:21,565 0:11,234			0:42,212 0:12,169 0:18,750 0:11,293	0:42,219 0:12,159 0:18,792 0:11,268
Runde 12	0:41,642 0:12,073 0:18,499 0:11,070				0:51,206 0:18,166 0:21,707 0:11,333
Runde 13					0:41,977 0:12,209 0:18,653 0:11,115



DEUTSCHE KART-MEISTERSCHAFTEN 2018 27-29 / 07 / 2018

DMSB-Reglir:208/2018

free practice DSKM (K22) Group 1

Die schnellsten Zeiten

Ort	Nr. Fahrername	Streckenl.	Zeit	Ø Speed
Ziel	203 Pex,Stan	1107 m	0:41,642	95,7 km/h
Sektion 1	203 Pex,Stan	329 m	0:12,073	98,1 km/h
Sektion 2	221 Stiel,Daniel	475 m	0:18,478	92,5 km/h
Sektion 3	221 Stiel,Daniel	303 m	0:10,981	99,3 km/h

	Stnr.218 Tubben,Max NLD CRG Holland	Stnr.223 Schmitz,Alexander DEU Renda Motorsport S.A.S.	Stnr.210 Horn,Moritz DEU TB Racing Team	Stnr.212 Specken,Guust NLD Guust Specken	Stnr.217 Tomqvist-Persson,Benjamin SWE CRG Holland
	theoretisch mögliche Bestzeit 0:41,993	theoretisch mögliche Bestzeit 0:41,998	theoretisch mögliche Bestzeit 0:42,042	theoretisch mögliche Bestzeit 0:41,945	theoretisch mögliche Bestzeit 0:42,150
Ziel	Sektion 1 0:12,174 Sektion 2 0:18,663 Sektion 3 0:11,156	Sektion 1 0:12,181 Sektion 2 0:18,702 Sektion 3 0:11,115	Sektion 1 0:12,144 Sektion 2 0:18,674 Sektion 3 0:11,224	Sektion 1 0:12,177 Sektion 2 0:18,613 Sektion 3 0:11,155	Sektion 1 0:12,266 Sektion 2 0:18,680 Sektion 3 0:11,204
best	0:42,006	0:42,048	0:42,067	0:42,075	0:42,219
Runde 1	1:13,908 0:30,789 0:27,549 0:15,570	1:09,410 0:24,196 0:29,591 0:15,623	1:00,389 0:20,830 0:24,720 0:14,839	1:06,665 0:24,809 0:26,873 0:14,983	1:03,569 0:22,703 0:25,900 0:14,966
Runde 2	0:51,626 0:15,746 0:22,710 0:13,170	0:54,890 0:16,841 0:24,376 0:13,673	0:49,627 0:15,410 0:21,302 0:12,915	0:51,888 0:16,415 0:22,532 0:12,941	0:50,336 0:15,829 0:22,720 0:11,787
Runde 3	0:46,203 0:13,024 0:20,546 0:12,633	0:50,327 0:14,816 0:21,811 0:13,700	0:43,892 0:12,770 0:19,484 0:11,638	0:44,839 0:13,994 0:19,316 0:11,529	0:43,022 0:12,637 0:19,086 0:11,299
Runde 4	0:43,505 0:12,932 0:19,089 0:11,484	0:46,217 0:14,662 0:19,848 0:11,707	2:37,430 0:12,246 0:19,036 2:06,148	0:42,728 0:12,537 0:18,752 0:11,439	0:42,551 0:12,382 0:18,888 0:11,281
Runde 5	0:42,549 0:12,354 0:18,896 0:11,299	0:42,828 0:12,420 0:19,064 0:11,344	0:50,435 0:18,338 0:20,082 0:12,015	0:42,593 0:12,506 0:18,825 0:11,262	0:42,265 0:12,340 0:18,680 0:11,245
Runde 6	0:42,444 0:12,299 0:18,804 0:11,341	0:42,240 0:12,285 0:18,745 0:11,210	0:42,429 0:12,391 0:18,792 0:11,246	0:42,387 0:12,342 0:18,695 0:11,350	0:42,259 0:12,268 0:18,699 0:11,292
Runde 7	0:42,288 0:12,224 0:18,861 0:11,203	0:44,123 0:12,545 0:19,853 0:11,725	0:42,067 0:12,144 0:18,699 0:11,224	0:49,096 0:12,301 0:24,973 0:11,822	0:42,455 0:12,392 0:18,859 0:11,204
Runde 8	0:42,324 0:12,251 0:18,798 0:11,275	0:42,109 0:12,188 0:18,804 0:11,117	0:50,183 0:15,665 0:23,059 0:11,459	0:42,337 0:12,284 0:18,853 0:11,200	0:42,219 0:12,266 0:18,745 0:11,208
Runde 9	0:42,086 0:12,231 0:18,699 0:11,156	0:42,048 0:12,231 0:18,702 0:11,115	0:42,182 0:12,272 0:18,674 0:11,236	0:42,075 0:12,247 0:18,613 0:11,215	0:42,278 0:12,315 0:18,714 0:11,249
Runde 10	0:42,006 0:12,174 0:18,663 0:11,169	0:42,072 0:12,181 0:18,710 0:11,181	0:44,456 0:12,269 0:20,237 0:11,950	0:42,155 0:12,279 0:18,721 0:11,155	0:44,278 0:12,768 0:19,740 0:11,770
Runde 11	0:12,186 0:18,891	0:44,001 0:13,475 0:19,291 0:11,235		0:42,168 0:12,177 0:18,732 0:11,259	0:12,285 0:19,484
Runde 12		0:43,874 0:12,196 0:19,712 0:11,966		0:42,522 0:12,302 0:18,885 0:11,335	
Runde 13		0:12,407 0:22,890		0:14,367 0:39,111	

free practice DSKM (K22) Group 1

Die schnellsten Zeiten

Ort	Nr. Fahrername	Streckl.	ø Speed
Ziel	203 Pex,Stan	1107 m	95.7 km/h
Sektion 1	203 Pex,Stan	329 m	98.1 km/h
Sektion 2	221 Stiel,Daniel	475 m	92.5 km/h
Sektion 3	221 Stiel,Daniel	303 m	99.3 km/h

	Smr.211 Mrosek,Michael DEU Team AK RACING theoretisch mögliche Bestzeit 0:42,583	Smr.241 Peklin,Ivan UKR Victory Racing Team theoretisch mögliche Bestzeit 0:42,727	Smr.233 Davies,Dylan NLD Zanardi Racing Team theoretisch mögliche Bestzeit 0:42,800	Smr.227 Tschentscher,Toni DEU SRP Racing Team theoretisch mögliche Bestzeit 0:55,123	
best	Ziel Sektion 1 Sektion 2 Sektion 3 0:42,646 0:12,364 0:18,976 0:11,243	Ziel Sektion 1 Sektion 2 Sektion 3 0:42,789 0:12,362 0:19,037 0:11,328	Ziel Sektion 1 Sektion 2 Sektion 3 0:42,821 0:12,572 0:18,939 0:11,289	Ziel Sektion 1 Sektion 2 Sektion 3 0:57,264 0:15,845 0:24,523 0:14,755	Ziel Sektion 1 Sektion 2 Sektion 3
Runde 1	0:57,253 0:18,594 0:24,075 0:14,584	1:08,433 0:22,853 0:27,792 0:17,788	0:58,115 0:20,245 0:23,778 0:14,092	0:57,264 0:17,986 0:24,523 0:14,755	
Runde 2	0:50,128 0:15,451 0:22,320 0:12,357	0:51,139 0:16,798 0:21,340 0:13,001	0:51,029 0:15,259 0:22,540 0:13,230	0:15,845	
Runde 3	0:46,639 0:12,978 0:21,691 0:11,970	0:43,590 0:12,744 0:19,245 0:11,601	0:46,431 0:13,668 0:20,781 0:11,982		
Runde 4	0:43,536 0:12,818 0:19,202 0:11,516	0:43,841 0:12,445 0:19,596 0:11,800	0:43,623 0:12,680 0:19,409 0:11,534		
Runde 5	0:44,126 0:12,469 0:19,948 0:11,709	0:42,977 0:12,423 0:19,037 0:11,517	2:32,143 0:12,572 0:19,066 2:00,505		
Runde 6	0:43,388 0:12,523 0:19,394 0:11,471	0:43,083 0:12,487 0:19,081 0:11,515	0:48,781 0:14,844 0:21,747 0:12,190		
Runde 7	0:42,703 0:12,364 0:18,976 0:11,363	0:43,212 0:12,607 0:19,177 0:11,428	0:43,170 0:12,674 0:19,076 0:11,420		
Runde 8	0:43,043 0:12,505 0:19,106 0:11,432	0:43,393 0:12,452 0:19,322 0:11,619	0:42,821 0:12,593 0:18,939 0:11,289		
Runde 9	0:42,646 0:12,367 0:19,036 0:11,243	0:48,985 0:14,724 0:22,725 0:11,536	0:45,877 0:13,989 0:19,337 0:12,551		
Runde 10	1:30,386 0:12,871 0:19,262 0:58,253	0:42,832 0:12,372 0:19,132 0:11,328	0:13,060 0:20,680		
Runde 11	0:44,616 0:13,892 0:19,192 0:11,532	0:42,789 0:12,362 0:19,045 0:11,382			
Runde 12	0:42,765 0:12,439 0:19,029 0:11,297	0:49,502 0:13,063 0:24,754 0:11,685			
Runde 13		0:43,044 0:12,458 0:19,103 0:11,483			