

DKM
DEUTSCHE KART MEISTERSCHAFT

DMSB



Ergebnisse Results DKM

INT. ADAC-KARTRENNEN

KERPEN

27. - 29. Juli 2018

- Deutsche Kart-Meisterschaft (DKM)
- Deutsche Junioren-Kart-Meisterschaft (DJKM)
- Deutsche Schaltkart-Meisterschaft (DSKM)
- DMSB-Schaltkart-Cup (DSKC)
- Deutsche Elektro-Kart-Meisterschaft (DEKM)

vorläufig - ohne Gewähr

Pos	StNr.	Fahrer	Nation	Bewerber/Sponsor	Nation	Chassis/Motor/Reifen	Siege	Gesamt- punkte	Lonato (ITA)				Wackersdorf				Ampfing				Kerpen			
									TQ	Heats	Race 1	Race 2	TQ	Heats	Race 1	Race 2	TQ	Heats	Race 1	Race 2	TQ	Heats	Race 1	Race 2
1	39	Thompson, Harry	GBR	Ricky Flynn Motorsport	GBR	FA Kart / Vortex / Vega	3	195	8	25	25	5	15	25	3	12	16	20	15	6	20			
2	86	Sasse, Hugo	DEU	TB Racing Team	DEU	Kart Republic / Iame / Vega	1	146	5	15	20	16	3	10	11	13	1	7		1	10	9	25	
3	30	Haverkort, Kas	NLD	Zanardi Racing Team	NLD	CRG / TM / Vega		137	9	13	9		12	16	20	9	5	10	3	12	3	16		
4	42	Maloney, Zane	BRB	Ricky Flynn Motorsport	GBR	FA Kart / Vortex / Vega	2	121	3	10	10	13	1	3		11	5	15	25	25				
5	36	Van Der Helm, Tijmen	NLD	KSM Schumacher Racing Team	DEU	Tony Kart / Vortex / Vega		108	4	9	20		7	10	10		6	11	7	13	11			
6	13	Tauscher, Alexander	DEU	Lanari Racing Team	DEU	Kart Republic / Iame / Vega	1	90	7	8	1		13	25	10	20	6							
7	19	Tröger, Niels	DEU	RTG Kartsport	DEU	CRG / Iame / Vega		69				4			8	6	10	16	5	20				
8	77	Tramitz, Tim	DEU	KSM Schumacher Racing Team	DEU	Tony Kart / Vortex / Vega	1	67	2	3			8	8					8	25	13			
9	66	Zug, Marius	DEU	TB Racing Team	DEU	Kart Republic / Parilla / Vega		64		7	11		4	7	9	8	13	5						
10	18	Rosso, Andrea	ITA	CRG Holland	NLD	CRG / TM / Vega		58	6	11			9	16	3		13							
11	17	Füngeling, Luke	DEU	Valier Motorsport	DEU	SODI / Iame / Vega		57					6	7	5			5	9	16	9			
12	57	Coluccio, Luigi	ITA	BIREL ART RACING KSW	AUT	BirelART / TM / Vega		46					9	20		8	9							
13	49	Van Berlo, Glenn	NLD	Lennox Racing Team	ITA	Exprit / Vortex / Vega		46	3	6			2		4		8	3	10	10				
14	8	Liwinski, David	NLD	Mach1 Motorsport	DEU	Mach1 / Iame / Vega		35			6				2	11	2		7	7				
15	15	Maisch, Luca	DEU	TB Racing Team	DEU	Kart Republic / Iame / Vega		33	5	4	10			6	1	7								
16	46	Nielsen, Nicklas	DNK	KSM Schumacher Racing Team	DEU	Tony Kart / Vortex / Vega		29	1	12	16													
17	4	Arnold, Felix	DEU	KSM Schumacher Racing Team	DEU	Tony Kart / Vortex / Vega		22		1	7		1				7				6			
18	40	Fusen, Jan David	DEU	Salgat Motorsport	DEU	BirelArt / TM / Vega		20										1	11	8				
19	10	O'dey, Levi	DEU	KSM Schumacher Racing Team	DEU	Tony Kart / Vortex / Vega		19		2			2	2		3		6		4				
20	14	Tröger, Tim	DEU	Mach1 Motorsport	DEU	Mach1 / Iame / Vega		17					5	5					2	5				
21	38	Buus, Bastian	DNK	RS Competition	DNK	Tony Kart / Vortex / Vega		15					6			9								
22	6	Schaller, Marek	DEU	RTG Kartsport	DEU	CRG / Iame / Vega		15										4	8	3				
23	22	Fritsch, Valentino	DEU	BIREL ART RACING KSW	AUT	BirelART / Iame / Vega		15			8		5	1		1								
24	34	Saarijärvi, Frans-Emil	FIN	KOSKI MOTORSPORT	FIN	Kosmic / Vortex / Vega		15		5	3			3			4							
25	50	Kovacs, Zsombor	HUN	KMS EUROPE KFT.	HUN	Exprit / TM / Vega		8								4				4				
26	16	Volz, Rico	DEU	RS-Motorsport	DEU	CRG / Iame / Vega		6					4						2					
27	21	Anderrüti, Leandro	CHE	Lanari Racing Team	DEU	KR / Iame / Vega		5												5				
28	33	Kortelainen, Rasmus	FIN	KOSKI MOTORSPORT	FIN	Tony Kart / Vortex / Vega		5			5													
29	32	Dörr, Phil	DEU	TB Racing Team	DEU	Kart Republic / Parilla / Vega		5						4							1			
30	7	Enders, Paul	DEU	RTG Kartsport	DEU	CRG / Iame / Vega		3						3										
31	20	Linty, Etienne	ITA	EMILIA KART SRL	ITA	BirelART / Iame / Vega		3									3							
32	29	Skjellerup, Oliver	DNK	Robert Schlussen	DNK	Tony Kart / Vortex / Vega		2								2								
33	54	Lehtonen, Henri	FIN	KOSKI MOTORSPORT	FIN	Tony Kart / Vortex / Vega		2			2													
34	12	Schulte, Maximilian	DEU	Salgat Motorsport	DEU	BirelArt / TM / Vega		2														2		
35	11	Ferati, Jasin	CHE	KSM Schumacher Racing Team	DEU	Tony Kart / Vortex / Vega		2	1				1											
36	45	Read, Tyler	GBR	Ricky Flynn Motorsport	GBR	FA Alonso / Vortex / Vega		1														1		
37	47	Bizzotto, Leonardo	ITA	KSM Schumacher Racing Team	DEU	Tony Kart / Vortex / Vega		1									1							

NEU - 2 - NEW

R 21 DKM (OK) Race 2

Strecke / track: 1107m

fastest Lap Füngeling, Luke at: 0:42,676

started: 33 classified: 33 not classified: 0 not started: 1

Doc. 5.2

Pos	Stf. Nr.	Fahrer Driver	Nation	Bewerber/Sponsor	Nation	Lizenz/B-Lizenz	Chassis/Motor/Reifen	Points	Runden Laps	Gesamtzeit Differenz	Abstand Gap	beste Runde best Lap	in N. in L.	o Geschw. n Speed
1	86	Sasse, Hugo	DEU	TB Racing Team	DEU	IKCR 1147248 KBF 1116906	Kart Republic / lame / Vego	25	23	16:42,550		0:42,831	19	91,4 km/h 93 km/h
2	39	Thompson, Harry	GBR	Ricky Flynn Motorsport	GBR	265302 162392	FA Kart / Vortex / Vego	20	23	16:46,954 0:04,404	0:04,404	0:42,923	15	91 km/h 92,8 km/h
3	30	Haverkort, Kas	NLD	Zanardi Racing Team	NLD	36154 28613	CRG / TM / Vego	16	23	16:47,976 0:05,426	0:01,022	0:42,754	19	90,9 km/h 93,2 km/h
4	77	Tramnitz, Tim	DEU	KSM Schumacher Racing Team	DEU	IKCR 1161254 KBF 1067587	Tony Kart / Vortex / Vego	13	23	16:48,432 0:05,882	0:00,456	0:43,152	19	90,9 km/h 92,4 km/h
5	36	Van Der Helm, Tijmen	NLD	KSM Schumacher Racing Team	DEU	35964 KBF 1067587	Tony Kart / Vortex / Vego	11	23	16:52,915 0:10,365	0:04,483	0:43,098	15	90,5 km/h 92,5 km/h
6	49	Van Berlo, Glenn	NLD	Lennox Racing Team	ITA	36847 322955	Exprit / Vortex / Vego	10	23	16:53,389 0:10,839	0:00,474	0:43,284	16	90,4 km/h 92,1 km/h
7	17	Füngeling, Luke	DEU	Valier Motorsport	DEU	IKC 1136804 KBF 1063735	SODI / lame / Vego	9	23	16:53,556 0:11,006	0:00,167	0:42,676	17	90,4 km/h 93,4 km/h
8	40	Fusen, Jan David	DEU	Solgat Motorsport	DEU	IKC 1137577 KBF 1079882	BirelArt / TM / Vego	8	23	16:55,001 0:12,451	0:01,445	0:43,087	19	90,3 km/h 92,5 km/h
9	65	Brizhan, Alexey	AUT	Ward racing	SWE	C18504 102	Tony Kart / Vortex / Vego	*	23	16:55,352 0:12,802	0:00,351	0:43,079	20	90,3 km/h 92,5 km/h
10	8	Liwinski, David	NLD	Mach1 Motorsport	DEU	35786 KBF 1005514	Mach1 / lame / Vego	7	23	16:56,187 0:13,637	0:00,835	0:42,910	19	90,2 km/h 92,9 km/h
11	4	Arnold, Felix	DEU	KSM Schumacher Racing Team	DEU	IKA 1138542 KBF 1067587	Tony Kart / Vortex / Vego	6	23	16:56,665 0:14,115	0:00,478	0:43,078	17	89,9 km/h 92,5 km/h
12	14	Tröger, Tim	DEU	Mach1 Motorsport	DEU	IKC 1132554 KBF 1005514	Mach1 / lame / Vego	5	23	16:59,625 0:17,075	0:02,960	0:43,031	19	89,9 km/h 92,6 km/h
13	10	O'dey, Levi	DEU	KSM Schumacher Racing Team	DEU	IKCR 1164486 KBF 1067587	Tony Kart / Vortex / Vego	4	23	16:59,811 0:17,261	0:00,186	0:42,938	14	89,9 km/h 92,8 km/h
14	6	Schaller, Marek	DEU	RTG Kartsport	DEU	IKC 1151363 KBF 1166823	CRG / lame / Vego	3	23	17:00,036 0:17,486	0:00,225	0:43,126	16	89,9 km/h 92,4 km/h
15	12	Schulte, Maximilian	DEU	Solgat Motorsport	DEU	IKCR 1153757 KBF 1079882	BirelArt / TM / Vego	2	23	17:02,312 0:19,762	0:02,276	0:43,341	12	89,7 km/h 91,9 km/h
16	45	Read, Tyler	GBR	Ricky Flynn Motorsport	GBR	263145 162392	FA Alonso / Vortex / Vego	1	23	17:02,403 0:19,853	0:00,091	0:43,127	11	89,7 km/h 92,4 km/h
17	50	Kovacs, Zsombor	HUN	KMS EUROPE KFT.	HUN	4966 804	Exprit / TM / Vego	0	23	17:02,958 0:20,408	0:00,555	0:43,420	12	89,6 km/h 91,8 km/h
18	32	Dörr, Phil	DEU	TB Racing Team	DEU	IKC 1162847 KBF 1116906	Kart Republic / Parilla / Vego	0	23	17:04,706 0:22,156	0:01,748	0:43,268	13	89,4 km/h 92,1 km/h
19	21	Anderrüti, Leandro	CHE	Lanari Racing Team	DEU	500212 KBF 1159049	KR / lame / Vego	0	23	17:04,948 0:22,398	0:00,242	0:43,340	16	89,4 km/h 92 km/h
20	67	Kacovsky, Matej	CZE	BIREL ART RACING KSW	AUT	1011 BK 102	BirelART / TM / Vego	*	23	17:05,346 0:22,796	0:00,398	0:43,166	14	89,4 km/h 92,3 km/h
21	16	Volz, Rico	DEU	RS-Motorsport	DEU	IKC 1154071 KBF 1104126	CRG / lame / Vego	0	23	17:06,461 0:23,911	0:01,115	0:42,960	17	89,3 km/h 92,8 km/h
22	59	Damhuis, Philipp	DEU	Millennium Racing Team	DEU	IKC 1147505 KBF 1095578	Kosmic / Vortex / Vego	*	23	17:09,450 0:26,900	0:02,989	0:43,335	16	89 km/h 92 km/h
23	22	Fritsch, Valentino	DEU	BIREL ART RACING KSW	AUT	IKB 1173038 BK 102	BirelART / lame / Vego	0	23	17:10,023 0:27,473	0:00,573	0:43,099	14	89 km/h 92,5 km/h
24	11	Ferati, Jasin	CHE	KSM Schumacher Racing Team	DEU	502257 KBF 1067587	Tony Kart / Vortex / Vego	0	23	17:11,224 0:28,674	0:01,201	0:43,183	14	88,9 km/h 92,3 km/h
25	31	Meyer Hansen, Mikkel	DNK	Racing Motor DK	DNK	36477 03587	KALL-KART / TM / Vego	0	23	17:11,974 0:29,424	0:00,750	0:43,360	18	88,8 km/h 91,9 km/h
26	34	Saarijärvi, Frans-Emil	FIN	KOSKI MOTORSPORT	FIN	34765557 50054310	Kosmic / Vortex / Vego	0	23	17:12,784 0:30,234	0:00,810	0:43,173	14	88,8 km/h 92,3 km/h
27	88	Schmidli, Titus-Shanghai	CHE	CS Racing	CHE	502418 500001	Tony Kart / Vortex / Vego	0	23	17:16,531 0:33,981	0:03,747	0:43,605	11	88,4 km/h 91,4 km/h
28	29	Skjellerup, Oliver	DNK	Robert Schlussen	DNK	58044 36053	Tony Kart / Vortex / Vego	0	23	17:16,545 0:33,995	0:00,014	0:43,304	15	88,4 km/h 92 km/h
29	26	Alibaks, Renzo	NLD	Zanardi Racing Team	NLD	36331 28613	Zanardi / TM / Vego	0	23	17:17,534 0:34,984	0:00,989	0:43,398	17	88,3 km/h 91,8 km/h
30	24	Pavlíček, Matěj	CZE	PRAGA VMS RACING	CZE	18 AS 0060 18 AT 00031	PRAGA / TM / Vego	0	23	17:24,265 0:41,715	0:06,731	0:44,037	15	87,8 km/h 90,5 km/h
31	19	Tröger, Niels	DEU	RTG Kartsport	DEU	IKC 1139697 KBF 1166823	CRG / lame / Vego	0	14	10:24,044 9 R	9 R	0:43,429	11	89,4 km/h 91,8 km/h
32	33	Kortelainen, Rasmus	FIN	KOSKI MOTORSPORT	FIN	34745735 50054310	Tony Kart / Vortex / Vego	0	11	8:24,022 12 R	3 R	0:43,753	9	87 km/h 91,1 km/h
33	38	Buus, Bastian	DNK	RS Competition	DNK	59991 36053	Tony Kart / Vortex / Vego	0	8	6:05,979 15 R	3 R	0:43,655	7	87,1 km/h 91,3 km/h
the following drivers did not start.														
99		Degenbeck, Patrick	DEU											

StNr. 88,22,24,29 5 sec penalty Frontfairing
 StNr. 16,26,14 5 sec penalty

Rennleitung: Volker Ehekircher Racedirektor: Thomas Lainer
 Sportkommissare: Thomas Ferrero / Ulrich Bell / Peter Brings / Tobias Amann
 Techn. Kommissare: H.-J. Dangers / A.Sengpiel / M. Grasshoff / C. Schmidt / D.Pietzko
 Zeitnahme: KART-DATA timing service Franz Schieszler / Martin Summerer

Zeitnahme / timekeeping
 Control *Schieszler*
 Franz Schieszler
 Aushangzeit: 16:46:01




DEUTSCHE KART-MEISTERSCHAFTEN 2018 27-29 / 07 / 2018

DMSB-Reg.Nr.:206/2018

R 21 DKM (OK) Race 2

Strecke / track: 1107

Fahrename Driver	Sasse Hugo	Thompson Harry	Havertkort Kas	Tramnitz Tim	Van Der Helm Tijmen	Van Berlo Glenn	Füngeling Luke	Tröger Tim	Fusen Jan David	Brizhan Alexey	Liwinski David	Arnold Felix
schnellste Runde in Runde	0:42,831 Rn. 19	0:42,923 Rn. 15	0:42,754 Rn. 19	0:43,152 Rn. 19	0:43,098 Rn. 15	0:43,284 Rn. 16	0:42,676 Rn. 17	0:43,031 Rn. 19	0:43,087 Rn. 19	0:43,079 Rn. 20	0:42,910 Rn. 19	0:43,078 Rn. 17
Speed	93,0 km/h	92,8 km/h	93,2 km/h	92,4 km/h	92,5 km/h	92,1 km/h	93,4 km/h	92,6 km/h	92,5 km/h	92,5 km/h	92,9 km/h	92,5 km/h
Lap 1	0:47,053	0:47,137	0:48,802	0:45,832	0:47,773	0:46,933	0:46,992	0:49,084	0:46,956	0:48,682	0:48,331	0:48,830
Lap 2	0:45,049	0:45,876	0:46,664	0:45,128	0:46,287	0:45,828	0:49,667	0:45,582	0:47,092	0:45,871	0:46,215	0:46,704
Lap 3	0:43,975	0:44,220	0:45,104	0:44,625	0:44,459	0:44,359	0:45,978	0:45,322	0:44,678	0:45,269	0:45,357	0:45,072
Lap 4	0:43,866	0:44,393	0:44,307	0:44,493	0:44,579	0:44,649	0:45,649	0:44,581	0:45,419	0:44,672	0:44,691	0:43,987
Lap 5	0:43,889	0:43,544	0:44,647	0:43,924	0:43,595	0:43,662	0:43,866	0:44,340	0:44,163	0:44,168	0:45,499	0:44,459
Lap 6	0:43,357	0:43,462	0:43,246	0:44,025	0:43,353	0:43,532	0:43,525	0:43,500	0:43,616	0:43,756	0:44,388	0:44,377
Lap 7	0:43,917	0:43,633	0:43,292	0:43,944	0:43,400	0:43,645	0:43,313	0:43,495	0:44,390	0:45,144	0:43,558	0:43,438
Lap 8	0:43,271	0:43,263	0:43,393	0:43,646	0:43,385	0:43,457	0:44,197	0:43,888	0:43,481	0:43,763	0:45,282	0:44,414
Lap 9	0:43,113	0:43,093	0:43,210	0:43,369	0:43,282	0:43,376	0:43,424	0:43,290	0:43,732	0:43,501	0:43,862	0:43,913
Lap 10	0:43,344	0:43,401	0:43,072	0:43,981	0:43,772	0:44,358	0:43,015	0:43,612	0:43,905	0:43,374	0:43,097	0:43,180
Lap 11	0:43,143	0:43,364	0:43,070	0:43,397	0:43,336	0:43,574	0:43,093	0:43,307	0:43,473	0:43,123	0:43,652	0:43,355
Lap 12	0:43,145	0:43,282	0:42,870	0:43,301	0:43,212	0:43,335	0:42,929	0:44,165	0:43,733	0:43,172	0:43,075	0:43,347
Lap 13	0:42,853	0:43,049	0:42,807	0:43,179	0:43,363	0:43,442	0:43,731	0:43,859	0:44,196	0:44,059	0:43,243	0:43,293
Lap 14	0:43,226	0:43,553	0:42,894	0:43,369	0:43,472	0:43,434	0:43,337	0:43,438	0:43,489	0:43,675	0:43,984	0:43,960
Lap 15	0:42,916	0:42,923	0:43,081	0:43,159	0:43,098	0:43,640	0:43,368	0:43,804	0:43,942	0:43,849	0:44,112	0:43,300
Lap 16	0:42,920	0:43,140	0:42,883	0:43,288	0:43,349	0:43,284	0:43,306	0:43,597	0:43,483	0:43,393	0:43,055	0:43,284
Lap 17	0:42,878	0:43,114	0:43,205	0:43,235	0:43,790	0:43,405	0:42,676	0:43,139	0:43,203	0:43,179	0:43,003	0:43,078
Lap 18	0:42,928	0:43,005	0:42,879	0:43,210	0:43,339	0:43,296	0:42,952	0:43,206	0:43,243	0:43,353	0:42,976	0:43,270
Lap 19	0:42,831	0:43,210	0:42,754	0:43,152	0:43,380	0:43,318	0:42,918	0:43,031	0:43,087	0:43,303	0:42,910	0:43,200
Lap 20	0:42,831	0:43,167	0:42,827	0:43,220	0:44,185	0:43,756	0:43,114	0:43,187	0:43,156	0:43,079	0:42,973	0:43,170



DMSB-RegNr: 206/2018

R 21 DKM (OK) RACE 2

Strecke / track: 1107

Fahrename Driver	Sasse Hugo	Thompson Harry	Haverkort Kas	Tramnitz Tim	Van Der Helm Tijmen	Van Berlo Glenn	Füngeling Luke	Tröger Tim	Fusen Jan David	Brizhan Alexey	Liwinski David	Arnold Felix
Lap 21	0:43,134	0:43,430	0:43,582	0:44,312	0:44,252	0:44,301	0:43,007	0:43,275	0:43,197	0:43,115	0:43,205	0:43,293
Lap 22	0:43,301	0:43,608	0:43,193	0:43,449	0:43,773	0:43,699	0:42,903	0:43,326	0:43,171	0:43,106	0:43,512	0:43,837
Lap 23	0:43,552	0:43,807	0:43,587	0:43,444	0:44,445	0:44,834	0:44,692	0:43,942	0:44,197	0:44,299	0:43,995	0:44,341

R 21 DKM (OK) Race 2

Strecke / track: 1107

Fahrername Driver	O´dey Levi	Schaller Marek	Volz Rico	Schulte Maximilian	Read Tyler	Kovacs Zsombor	Dörr Phil	Anderrüti Leandro	Fritsch Valentino	Karovsky Matej	Damhuis Philipp	Ferati Jasin
schnellste Runde in Runde	0:42,938 Rn. 14	0:43,126 Rn. 16	0:42,960 Rn. 17	0:43,341 Rn. 12	0:43,127 Rn. 11	0:43,420 Rn. 12	0:43,268 Rn. 13	0:43,340 Rn. 16	0:43,099 Rn. 14	0:43,166 Rn. 14	0:43,335 Rn. 16	0:43,183 Rn. 14
Speed	92,8 km/h	92,4 km/h	92,8 km/h	91,9 km/h	92,4 km/h	91,8 km/h	92,1 km/h	92,0 km/h	92,5 km/h	92,3 km/h	92,0 km/h	92,3 km/h
Lap 1	0:49,370	0:48,415	0:50,133	0:48,678	0:49,608	0:47,858	0:48,520	0:47,559	0:49,644	0:50,128	0:49,261	0:49,318
Lap 2	0:45,934	0:46,053	0:45,878	0:46,852	0:46,767	0:49,104	0:46,506	0:46,493	0:45,910	0:45,731	0:46,662	0:46,736
Lap 3	0:45,939	0:46,043	0:46,022	0:45,726	0:46,166	0:45,464	0:45,329	0:44,366	0:46,175	0:45,867	0:45,847	0:45,899
Lap 4	0:44,765	0:44,466	0:44,572	0:44,251	0:45,009	0:45,058	0:44,567	0:44,988	0:44,825	0:44,686	0:45,029	0:45,029
Lap 5	0:44,000	0:45,047	0:43,931	0:44,179	0:44,267	0:43,807	0:44,846	0:44,059	0:44,315	0:44,111	0:45,420	0:44,340
Lap 6	0:44,728	0:43,998	0:45,042	0:44,123	0:44,718	0:44,458	0:47,847	0:43,525	0:45,321	0:44,805	0:44,812	0:45,554
Lap 7	0:44,141	0:43,759	0:44,030	0:43,349	0:44,185	0:43,688	0:44,071	0:44,322	0:43,982	0:44,202	0:44,321	0:43,940
Lap 8	0:43,863	0:45,060	0:44,719	0:44,702	0:43,748	0:43,997	0:44,645	0:43,568	0:44,652	0:44,553	0:44,298	0:44,627
Lap 9	0:43,482	0:43,874	0:44,230	0:44,546	0:43,402	0:44,406	0:44,350	0:43,356	0:44,359	0:44,778	0:43,843	0:44,326
Lap 10	0:43,373	0:43,273	0:44,590	0:43,373	0:43,878	0:43,541	0:44,252	0:43,487	0:44,768	0:44,607	0:44,464	0:44,693
Lap 11	0:43,026	0:43,999	0:43,654	0:43,371	0:43,127	0:43,571	0:43,432	0:44,017	0:43,643	0:43,712	0:44,049	0:47,355
Lap 12	0:43,007	0:43,186	0:43,410	0:43,341	0:43,315	0:43,420	0:43,544	0:43,780	0:43,900	0:43,699	0:44,293	0:43,442
Lap 13	0:43,488	0:43,324	0:43,211	0:43,693	0:43,439	0:44,377	0:43,268	0:45,751	0:43,551	0:43,309	0:43,687	0:43,681
Lap 14	0:42,938	0:43,694	0:43,019	0:43,656	0:43,197	0:43,491	0:43,563	0:44,470	0:43,099	0:43,166	0:43,442	0:43,183
Lap 15	0:44,145	0:44,344	0:43,546	0:44,308	0:43,701	0:43,719	0:43,902	0:45,144	0:43,763	0:43,815	0:43,733	0:44,556
Lap 16	0:43,510	0:43,126	0:43,049	0:43,679	0:43,524	0:43,480	0:43,295	0:43,340	0:43,447	0:43,571	0:43,335	0:43,532
Lap 17	0:43,593	0:43,287	0:42,960	0:44,015	0:43,355	0:43,713	0:43,608	0:43,749	0:43,906	0:44,283	0:44,656	0:43,427
Lap 18	0:43,607	0:43,671	0:43,123	0:44,141	0:45,039	0:44,169	0:43,468	0:45,490	0:43,458	0:43,222	0:43,558	0:43,249
Lap 19	0:42,991	0:43,512	0:43,623	0:43,898	0:44,495	0:44,753	0:43,461	0:43,655	0:43,362	0:43,474	0:43,534	0:43,312
Lap 20	0:43,125	0:43,523	0:43,292	0:43,515	0:43,269	0:43,727	0:43,822	0:45,624	0:43,811	0:43,549	0:44,155	0:43,366

R 21 DKM (OK) Race 2

Strecke / track: 1107

Fahrername Driver	O´dey Levi	Schaller Marek	Volz Rico	Schulte Maximilian	Read Tyler	Kovacs Zsombor	Dörr Phil	Anderrüti Leandro	Fritsch Valentino	Karovsky Matej	Damhuis Philipp	Ferati Jasin
Lap 21	0:43,419	0:43,612	0:43,295	0:43,490	0:43,204	0:43,670	0:44,246	0:44,219	0:43,664	0:44,094	0:44,467	0:44,150
Lap 22	0:44,001	0:44,380	0:43,661	0:44,262	0:44,270	0:43,533	0:43,801	0:43,796	0:43,330	0:43,276	0:44,140	0:44,609
Lap 23	0:44,072	0:44,024	0:43,349	0:43,683	0:43,401	0:43,583	0:43,635	0:43,647	0:43,183	0:43,205	0:44,037	0:45,189

R 21 DKM (OK) Race 2

Strecke / track: 1107

Fahrername Driver	Schmidli Titus-Shanghai	Skjellerup Oliver	Meyer Hansen Mikkel	Alibaks Renzo	Saarjärvi Frans-Emil	Pavlíček Matěj	Tröger Niels	Kortelainen Rasmus	Buus Bastian
schnellste Runde in Runde	0:43,605 Rn. 11	0:43,304 Rn. 15	0:43,360 Rn. 18	0:43,398 Rn. 17	0:43,173 Rn. 14	0:44,037 Rn. 15	0:43,429 Rn. 11	0:43,753 Rn. 9	0:43,655 Rn. 7
Speed	91,4 km/h	92,0 km/h	91,9 km/h	91,8 km/h	92,3 km/h	90,5 km/h	91,8 km/h	91,1 km/h	91,3 km/h
Lap 1	0:49,788	0:49,296	0:51,422	0:51,426	0:50,928	0:50,240	0:47,709	0:49,953	0:48,884
Lap 2	0:46,071	0:46,353	0:46,372	0:46,053	0:46,241	0:45,896	0:46,169	0:47,587	0:46,813
Lap 3	0:45,452	0:45,110	0:46,425	0:46,048	0:53,124	0:46,181	0:44,653	0:47,048	0:45,576
Lap 4	0:44,892	0:44,218	0:44,692	0:44,895	0:48,743	0:45,384	0:45,299	0:44,927	0:45,457
Lap 5	0:44,670	0:44,910	0:44,063	0:44,882	0:43,954	0:44,784	0:43,895	0:44,412	0:43,889
Lap 6	0:44,801	3:03,258	0:44,546	0:44,721	0:44,402	0:44,665	0:43,692	0:44,171	0:43,963
Lap 7	0:44,345	0:44,560	0:44,567	0:44,955	0:43,898	0:44,624	0:44,804	0:44,466	0:43,655
Lap 8	0:44,869	0:44,255	0:44,234	0:44,796	0:44,063	0:44,149	0:43,498	0:44,441	0:43,967
Lap 9	0:44,352	0:44,509	0:44,063	0:44,103	0:43,744	0:44,330	0:43,500	0:43,753	
Lap 10	0:44,502	0:45,528	0:44,916	0:44,534	0:43,876	0:45,409	0:43,838	0:44,849	
Lap 11	0:43,605	0:43,785	0:43,860	0:44,233	0:43,559	0:45,413	0:43,429	0:43,808	
Lap 12	0:43,799	0:43,315	0:44,516	0:44,089	0:43,451	0:44,157	0:43,812		
Lap 13	0:43,922	0:43,331	0:43,732	0:44,241	0:44,252	0:44,887	0:44,176		
Lap 14	0:43,608	0:43,388	0:43,494	0:43,569	0:43,173	0:44,381	0:43,605		
Lap 15	0:43,982	0:43,304	0:45,370	0:44,128	0:43,421	0:44,037			
Lap 16	0:43,877	0:44,178	0:43,832	0:43,659	0:43,291	0:44,208			
Lap 17	0:44,471	0:43,715	0:43,609	0:43,398	0:43,217	0:44,158			
Lap 18	0:43,705	0:43,827	0:43,360	0:43,579	0:43,657	0:44,410			
Lap 19	0:43,672	0:43,700	0:43,567	0:44,028	0:43,332	0:44,500			
Lap 20	0:44,160	0:43,960	0:44,493	0:45,502	0:43,385	0:44,524			

DMSB-RegNr: 206/2018

R 21 DKM (OK) Race 2

Strecke / track: 1107

Fahrername Driver	Schmidli Titus-Shanghai	Skjellerup Oliver	Meyer Hansen Mikkel	Alibaks Renzo	Saarijärvi Frans-Emil	Pavlíček Matěj	Tröger Niels	Kortelainen Rasmus	Buus Bastian
Lap 21	0:44,511		0:44,411	0:44,174	0:43,253	0:44,621			
Lap 22	0:44,690		0:43,894	0:43,702	0:43,314	0:44,608			
Lap 23	0:45,712		0:43,783	0:43,715	0:43,344	0:44,952			

R 21 DKM (OK) Race 2

Ziel		Sektion 1		Sektion 2		Sektion 3	
Fahrername	Zeit	Fahrername	Zeit	Fahrername	Zeit	Fahrername	Zeit
1 17 Füngeling,Luke	0:42,676	86 Sasse,Hugo	0:12,744	30 Haverkort,Kas	0:18,700	17 Füngeling,Luke	0:11,118
2 30 Haverkort,Kas	0:42,754	16 Volz,Rico	0:12,760	86 Sasse,Hugo	0:18,712	30 Haverkort,Kas	0:11,202
3 86 Sasse,Hugo	0:42,831	14 Tröger,Tim	0:12,761	17 Füngeling,Luke	0:18,756	65 Brizhan,Alexey	0:11,212
4 8 Liwinski,David	0:42,910	8 Liwinski,David	0:12,787	67 Kacovsky,Matej	0:18,788	39 Thompson,Harry	0:11,227
5 39 Thompson,Harry	0:42,923	67 Kacovsky,Matej	0:12,787	45 Read,Tyler	0:18,802	86 Sasse,Hugo	0:11,228
6 10 O'dey,Levi	0:42,938	39 Thompson,Harry	0:12,789	4 Arnold,Felix	0:18,803	8 Liwinski,David	0:11,234
7 16 Volz,Rico	0:42,960	65 Brizhan,Alexey	0:12,798	10 O'dey,Levi	0:18,824	45 Read,Tyler	0:11,243
8 14 Tröger,Tim	0:43,031	10 O'dey,Levi	0:12,798	39 Thompson,Harry	0:18,825	4 Arnold,Felix	0:11,246
9 4 Arnold,Felix	0:43,078	17 Füngeling,Luke	0:12,802	16 Volz,Rico	0:18,826	10 O'dey,Levi	0:11,248
10 65 Brizhan,Alexey	0:43,079	30 Haverkort,Kas	0:12,808	8 Liwinski,David	0:18,840	16 Volz,Rico	0:11,266
11 40 Fussen,Jan David	0:43,087	36 Van Der Helm,Tijmen	0:12,808	40 Fussen,Jan David	0:18,858	67 Kacovsky,Matej	0:11,269
12 36 Van Der Helm,Tijmen	0:43,098	4 Arnold,Felix	0:12,835	65 Brizhan,Alexey	0:18,858	77 Tramnitz,Tim	0:11,288
13 22 Fritsch,Valentino	0:43,099	22 Fritsch,Valentino	0:12,840	36 Van Der Helm,Tijmen	0:18,868	40 Fussen,Jan David	0:11,291
14 6 Schaller,Marek	0:43,126	40 Fussen,Jan David	0:12,856	14 Tröger,Tim	0:18,881	12 Schulte,Maximilian	0:11,291
15 45 Read,Tyler	0:43,127	77 Tramnitz,Tim	0:12,859	34 Saarijärvi,Frans-Emil	0:18,881	34 Saarijärvi,Frans-Emil	0:11,294
16 77 Tramnitz,Tim	0:43,152	11 Ferati,Janin	0:12,860	11 Ferati,Janin	0:18,896	14 Tröger,Tim	0:11,297
17 67 Kacovsky,Matej	0:43,166	45 Read,Tyler	0:12,871	22 Fritsch,Valentino	0:18,910	22 Fritsch,Valentino	0:11,298
18 34 Saarijärvi,Frans-Emil	0:43,173	6 Schaller,Marek	0:12,880	49 Van Berlo,Glenn	0:18,918	6 Schaller,Marek	0:11,301
19 11 Ferati,Janin	0:43,183	34 Saarijärvi,Frans-Emil	0:12,884	6 Schaller,Marek	0:18,925	36 Van Der Helm,Tijmen	0:11,308
20 32 Dörr,Phil	0:43,268	21 Anderrüti,Leandro	0:12,903	59 Damhuis,Philipp	0:18,936	50 Kovacs,Zsombor	0:11,316
21 49 Van Berlo,Glenn	0:43,284	32 Dörr,Phil	0:12,907	77 Tramnitz,Tim	0:18,948	21 Anderrüti,Leandro	0:11,330
22 29 Skjellerup,Oliver	0:43,304	12 Schulte,Maximilian	0:12,932	12 Schulte,Maximilian	0:18,972	49 Van Berlo,Glenn	0:11,331
23 59 Damhuis,Philipp	0:43,335	49 Van Berlo,Glenn	0:12,947	32 Dörr,Phil	0:18,982	26 Alibaks,Renzo	0:11,334
24 21 Anderrüti,Leandro	0:43,340	19 Tröger,Niels	0:12,947	21 Anderrüti,Leandro	0:18,989	19 Tröger,Niels	0:11,341
25 12 Schulte,Maximilian	0:43,341	31 Meyer Hansen,Mikkel	0:12,950	26 Alibaks,Renzo	0:18,993	31 Meyer Hansen,Mikkel	0:11,345
26 31 Meyer Hansen,Mikkel	0:43,360	26 Alibaks,Renzo	0:12,950	50 Kovacs,Zsombor	0:19,002	11 Ferati,Janin	0:11,361
27 26 Alibaks,Renzo	0:43,398	59 Damhuis,Philipp	0:12,953	31 Meyer Hansen,Mikkel	0:19,015	88 Schmidli,Titus-Shanghai	0:11,369
28 50 Kovacs,Zsombor	0:43,420	50 Kovacs,Zsombor	0:13,009	88 Schmidli,Titus-Shanghai	0:19,026	59 Damhuis,Philipp	0:11,370
29 19 Tröger,Niels	0:43,429	88 Schmidli,Titus-Shanghai	0:13,010	19 Tröger,Niels	0:19,031	32 Dörr,Phil	0:11,379
30 88 Schmidli,Titus-Shanghai	0:43,605	38 Buus,Bastian	0:13,026	33 Kortelainen,Rasmus	0:19,036	38 Buus,Bastian	0:11,408
31 38 Buus,Bastian	0:43,655	24 Pavlicek,Matej	0:13,056	38 Buus,Bastian	0:19,105	33 Kortelainen,Rasmus	0:11,446
32 33 Kortelainen,Rasmus	0:43,753	33 Kortelainen,Rasmus	0:13,086	24 Pavlicek,Matej	0:19,207	24 Pavlicek,Matej	0:11,544
33 24 Pavlicek,Matej	0:44,037	29 Skjellerup,Oliver	0:13,260	29 Skjellerup,Oliver	0:19,358	29 Skjellerup,Oliver	0:11,600

R 21 DKM (OK) Race 2

Die schnellsten Zeiten

Ort	Nr. Fahrername	Streckentl.	Zeit	Ø Speed
Ziel	17 Füngeling, Luke	1107 m	0:42,676	93,4 km/h
Sektion 1	86 Sasse, Hugo	329 m	0:12,744	92,9 km/h
Sektion 2	30 Haverkort, Kas	475 m	0:18,700	91,4 km/h
Sektion 3	17 Füngeling, Luke	303 m	0:11,118	98,1 km/h

	Smr.86 Sasse,Hugo DEU TB Racing Team theoretisch mögliche Bestzeit 0:42,684	Smr.39 Thompson,Harry GBR Ricky Flynn Motorsport theoretisch mögliche Bestzeit 0:42,841	Smr.30 Haverkort,Kas NLD Zanardi Racing Team theoretisch mögliche Bestzeit 0:42,710	Smr.77 Tramnitz,Tim DEU KSM Schumacher Racing Team theoretisch mögliche Bestzeit 0:43,095	Smr.36 Van Der Helm,Tijmen NLD KSM Schumacher Racing Team theoretisch mögliche Bestzeit 0:42,984
best	Ziel Sektion 1 Sektion 2 Sektion 3	Ziel Sektion 1 Sektion 2 Sektion 3	Ziel Sektion 1 Sektion 2 Sektion 3	Ziel Sektion 1 Sektion 2 Sektion 3	Ziel Sektion 1 Sektion 2 Sektion 3
Runde 1	0:47,053 0:14,379 0:20,552 0:12,122	0:47,137 0:14,867 0:20,230 0:12,040	0:48,802 0:15,583 0:21,320 0:11,899	0:45,832 0:13,953 0:20,089 0:11,790	0:47,773 0:15,232 0:20,545 0:11,996
Runde 2	0:45,049 0:13,505 0:19,680 0:11,864	0:45,876 0:13,616 0:20,192 0:12,068	0:46,664 0:13,998 0:20,267 0:12,399	0:45,128 0:13,536 0:19,919 0:11,673	0:46,287 0:13,828 0:20,325 0:12,134
Runde 3	0:43,975 0:13,148 0:19,260 0:11,567	0:44,220 0:13,282 0:19,336 0:11,602	0:45,104 0:13,507 0:19,890 0:11,707	0:44,625 0:13,261 0:19,583 0:11,781	0:44,459 0:13,281 0:19,483 0:11,695
Runde 4	0:43,866 0:13,147 0:19,259 0:11,460	0:44,393 0:13,175 0:19,572 0:11,646	0:44,307 0:13,342 0:19,444 0:11,521	0:44,493 0:13,335 0:19,608 0:11,550	0:44,579 0:13,425 0:19,600 0:11,554
Runde 5	0:43,889 0:13,098 0:19,387 0:11,404	0:43,544 0:13,082 0:19,094 0:11,368	0:44,647 0:13,220 0:19,750 0:11,677	0:43,924 0:13,087 0:19,452 0:11,385	0:43,595 0:13,155 0:19,132 0:11,308
Runde 6	0:43,357 0:13,041 0:18,970 0:11,346	0:43,462 0:13,121 0:19,043 0:11,298	0:43,246 0:13,013 0:18,954 0:11,279	0:44,025 0:13,397 0:19,243 0:11,385	0:43,353 0:13,027 0:18,992 0:11,334
Runde 7	0:43,917 0:12,866 0:19,503 0:11,548	0:43,633 0:13,015 0:19,271 0:11,347	0:43,292 0:12,991 0:18,990 0:11,311	0:43,944 0:13,035 0:19,487 0:11,422	0:43,400 0:12,949 0:19,038 0:11,413
Runde 8	0:43,271 0:12,882 0:18,989 0:11,400	0:43,263 0:12,947 0:18,988 0:11,328	0:43,393 0:12,990 0:19,181 0:11,222	0:43,646 0:13,064 0:19,089 0:11,493	0:43,385 0:12,968 0:19,001 0:11,416
Runde 9	0:43,113 0:12,812 0:18,933 0:11,368	0:43,093 0:12,908 0:18,923 0:11,262	0:43,210 0:12,934 0:19,074 0:11,202	0:43,369 0:12,953 0:19,083 0:11,333	0:43,282 0:12,964 0:18,990 0:11,328
Runde 10	0:43,344 0:13,103 0:18,917 0:11,324	0:43,401 0:13,040 0:18,945 0:11,416	0:43,072 0:12,970 0:18,828 0:11,274	0:43,981 0:13,318 0:19,231 0:11,432	0:43,772 0:12,914 0:19,056 0:11,802
Runde 11	0:43,143 0:12,916 0:18,900 0:11,327	0:43,364 0:12,934 0:18,939 0:11,491	0:43,070 0:13,120 0:18,724 0:11,226	0:43,397 0:12,922 0:18,989 0:11,486	0:43,336 0:12,916 0:18,945 0:11,475
Runde 12	0:43,145 0:12,967 0:18,895 0:11,283	0:43,282 0:12,901 0:19,118 0:11,263	0:42,870 0:12,895 0:18,760 0:11,215	0:43,301 0:12,865 0:19,035 0:11,401	0:43,212 0:12,924 0:18,952 0:11,336
Runde 13	0:42,853 0:12,783 0:18,769 0:11,301	0:43,049 0:12,900 0:18,847 0:11,302	0:42,807 0:12,864 0:18,700 0:11,243	0:43,179 0:12,914 0:18,977 0:11,288	0:43,363 0:12,881 0:19,051 0:11,431
Runde 14	0:43,226 0:13,049 0:18,944 0:11,233	0:43,553 0:13,267 0:19,042 0:11,244	0:42,894 0:12,828 0:18,740 0:11,326	0:43,369 0:12,999 0:19,027 0:11,343	0:43,472 0:13,030 0:19,042 0:11,400
Runde 15	0:42,916 0:12,859 0:18,829 0:11,228	0:42,923 0:12,834 0:18,862 0:11,227	0:43,081 0:13,016 0:18,851 0:11,214	0:43,159 0:12,859 0:18,978 0:11,322	0:43,098 0:12,865 0:18,910 0:11,323
Runde 16	0:42,920 0:12,846 0:18,783 0:11,291	0:43,140 0:12,851 0:18,825 0:11,464	0:42,883 0:12,814 0:18,776 0:11,242	0:43,288 0:12,932 0:19,037 0:11,319	0:43,349 0:12,808 0:19,001 0:11,540
Runde 17	0:42,878 0:12,778 0:18,760 0:11,340	0:43,114 0:12,847 0:18,863 0:11,404	0:43,205 0:13,035 0:18,928 0:11,242	0:43,235 0:12,925 0:18,948 0:11,362	0:43,790 0:13,342 0:19,053 0:11,395
Runde 18	0:42,928 0:12,825 0:18,835 0:11,268	0:43,005 0:18,880 0:11,336	0:42,879 0:12,808 0:18,835 0:11,236	0:43,210 0:12,891 0:19,030 0:11,289	0:43,339 0:12,951 0:18,868 0:11,520
Runde 19	0:42,831 0:12,744 0:18,806 0:11,281	0:43,210 0:12,872 0:18,937 0:11,401	0:42,754 0:12,811 0:18,719 0:11,224	0:43,152 0:12,862 0:18,995 0:11,295	0:43,380 0:12,944 0:19,006 0:11,430
Runde 20	0:42,831 0:12,865 0:18,712 0:11,254	0:43,167 0:13,014 0:18,863 0:11,290	0:42,827 0:12,809 0:18,769 0:11,249	0:43,220 0:12,877 0:18,968 0:11,375	0:44,185 0:12,974 0:18,950 0:12,261
Runde 21	0:43,134 0:12,888 0:18,940 0:11,306	0:43,430 0:12,958 0:19,035 0:11,437	0:43,582 0:12,811 0:19,454 0:11,317	0:44,312 0:12,988 0:19,899 0:11,425	0:44,252 0:13,499 0:19,314 0:11,439
Runde 22	0:43,301 0:12,856 0:18,944 0:11,501	0:43,608 0:13,070 0:18,936 0:11,602	0:43,193 0:12,891 0:18,896 0:11,406	0:43,449 0:12,943 0:19,060 0:11,446	0:43,773 0:13,079 0:19,204 0:11,490
Runde 23	0:43,552 0:12,872 0:19,111 0:11,569	0:43,807 0:13,167 0:18,972 0:11,668	0:43,587 0:12,979 0:19,010 0:11,598	0:43,444 0:12,944 0:19,056 0:11,444	0:44,445 0:13,681 0:19,325 0:11,439



DMSB-Reglir: 208/2018

R 21 DKM (OK) Race 2

Die schnellsten Zeiten

Ort	Nr. Fahrername	Streckentl.	Zeit	Ø Speed
Ziel	17 Füngeling, Luke	1107 m	0:42,676	93,4 km/h
Sektion 1	86 Sasse, Hugo	329 m	0:12,744	92,9 km/h
Sektion 2	30 Haverkort, Kas	475 m	0:18,700	91,4 km/h
Sektion 3	17 Füngeling, Luke	303 m	0:11,118	98,1 km/h

	Snr.49 Van Berlo, Glenn NLD Lennox Racing Team			Snr.17 Füngeling, Luke DEU Valter Motorsport			Snr.14 Träger, Tim DEU Mach1 Motorsport			Snr.40 Fusen, Jan David DEU Solgat Motorsport			Snr.65 Brizhan, Alexey AUT Ward racing											
	theoretisch mögliche Bestzeit	Ziel	Sektion 1	Sektion 2	Sektion 3	theoretisch mögliche Bestzeit	Ziel	Sektion 1	Sektion 2	Sektion 3	theoretisch mögliche Bestzeit	Ziel	Sektion 1	Sektion 2	Sektion 3	theoretisch mögliche Bestzeit	Ziel	Sektion 1	Sektion 2	Sektion 3				
best	0:43,284	0:12,947	0:18,918	0:11,331	0:42,676	0:12,802	0:18,756	0:11,118	0:42,676	0:12,802	0:18,756	0:11,118	0:42,676	0:12,802	0:18,756	0:11,118	0:42,676	0:12,802	0:18,756	0:11,118	0:42,676	0:12,802	0:18,756	0:11,118
Runde 1	0:46,933	0:14,766	0:20,246	0:11,921	0:46,992	0:14,304	0:20,587	0:12,101	0:46,992	0:14,304	0:20,587	0:12,101	0:46,992	0:14,304	0:20,587	0:12,101	0:46,992	0:14,304	0:20,587	0:12,101	0:46,992	0:14,304	0:20,587	0:12,101
Runde 2	0:45,828	0:13,739	0:19,905	0:12,184	0:49,667	0:13,975	0:20,334	0:15,358	0:45,828	0:13,739	0:19,905	0:12,184	0:45,828	0:13,739	0:19,905	0:12,184	0:45,828	0:13,739	0:19,905	0:12,184	0:45,828	0:13,739	0:19,905	0:12,184
Runde 3	0:44,359	0:13,374	0:19,425	0:11,560	0:45,978	0:14,091	0:20,195	0:11,692	0:44,359	0:13,374	0:19,425	0:11,560	0:44,359	0:13,374	0:19,425	0:11,560	0:44,359	0:13,374	0:19,425	0:11,560	0:44,359	0:13,374	0:19,425	0:11,560
Runde 4	0:44,649	0:13,457	0:19,505	0:11,687	0:45,649	0:14,363	0:19,726	0:11,560	0:44,649	0:13,457	0:19,505	0:11,687	0:44,649	0:13,457	0:19,505	0:11,687	0:44,649	0:13,457	0:19,505	0:11,687	0:44,649	0:13,457	0:19,505	0:11,687
Runde 5	0:43,662	0:13,110	0:19,167	0:11,385	0:43,866	0:13,370	0:19,121	0:11,375	0:43,662	0:13,110	0:19,167	0:11,385	0:43,662	0:13,110	0:19,167	0:11,385	0:43,662	0:13,110	0:19,167	0:11,385	0:43,662	0:13,110	0:19,167	0:11,385
Runde 6	0:43,532	0:13,087	0:19,071	0:11,374	0:43,525	0:13,108	0:19,138	0:11,279	0:43,532	0:13,087	0:19,071	0:11,374	0:43,532	0:13,087	0:19,071	0:11,374	0:43,532	0:13,087	0:19,071	0:11,374	0:43,532	0:13,087	0:19,071	0:11,374
Runde 7	0:43,645	0:13,093	0:19,192	0:11,360	0:43,313	0:12,910	0:19,088	0:11,315	0:43,645	0:13,093	0:19,192	0:11,360	0:43,313	0:12,910	0:19,088	0:11,315	0:43,645	0:13,093	0:19,192	0:11,360	0:43,313	0:12,910	0:19,088	0:11,315
Runde 8	0:43,457	0:13,010	0:19,071	0:11,376	0:44,197	0:13,515	0:19,186	0:11,496	0:43,457	0:13,010	0:19,071	0:11,376	0:44,197	0:13,515	0:19,186	0:11,496	0:43,457	0:13,010	0:19,071	0:11,376	0:44,197	0:13,515	0:19,186	0:11,496
Runde 9	0:43,376	0:13,004	0:19,032	0:11,340	0:43,424	0:13,015	0:19,144	0:11,265	0:43,376	0:13,004	0:19,032	0:11,340	0:43,424	0:13,015	0:19,144	0:11,265	0:43,376	0:13,004	0:19,032	0:11,340	0:43,424	0:13,015	0:19,144	0:11,265
Runde 10	0:44,358	0:13,161	0:19,164	0:12,033	0:43,015	0:12,897	0:18,877	0:11,241	0:44,358	0:13,161	0:19,164	0:12,033	0:43,015	0:12,897	0:18,877	0:11,241	0:44,358	0:13,161	0:19,164	0:12,033	0:43,015	0:12,897	0:18,877	0:11,241
Runde 11	0:43,574	0:13,088	0:19,058	0:11,428	0:43,093	0:13,018	0:18,908	0:11,167	0:43,574	0:13,088	0:19,058	0:11,428	0:43,093	0:13,018	0:18,908	0:11,167	0:43,574	0:13,088	0:19,058	0:11,428	0:43,093	0:13,018	0:18,908	0:11,167
Runde 12	0:43,335	0:12,965	0:18,995	0:11,375	0:42,929	0:12,839	0:18,898	0:11,192	0:43,335	0:12,965	0:18,995	0:11,375	0:42,929	0:12,839	0:18,898	0:11,192	0:43,335	0:12,965	0:18,995	0:11,375	0:42,929	0:12,839	0:18,898	0:11,192
Runde 13	0:43,442	0:13,034	0:19,047	0:11,361	0:43,731	0:13,158	0:19,262	0:11,311	0:43,442	0:13,034	0:19,047	0:11,361	0:43,731	0:13,158	0:19,262	0:11,311	0:43,442	0:13,034	0:19,047	0:11,361	0:43,731	0:13,158	0:19,262	0:11,311
Runde 14	0:43,434	0:13,067	0:19,000	0:11,367	0:43,337	0:12,911	0:18,968	0:11,458	0:43,434	0:13,067	0:19,000	0:11,367	0:43,337	0:12,911	0:18,968	0:11,458	0:43,434	0:13,067	0:19,000	0:11,367	0:43,337	0:12,911	0:18,968	0:11,458
Runde 15	0:43,640	0:13,296	0:18,987	0:11,357	0:43,368	0:13,219	0:18,935	0:11,214	0:43,640	0:13,296	0:18,987	0:11,357	0:43,368	0:13,219	0:18,935	0:11,214	0:43,640	0:13,296	0:18,987	0:11,357	0:43,368	0:13,219	0:18,935	0:11,214
Runde 16	0:43,284	0:12,947	0:18,958	0:11,379	0:43,306	0:13,046	0:19,052	0:11,208	0:43,284	0:12,947	0:18,958	0:11,379	0:43,306	0:13,046	0:19,052	0:11,208	0:43,284	0:12,947	0:18,958	0:11,379	0:43,306	0:13,046	0:19,052	0:11,208
Runde 17	0:43,405	0:12,968	0:19,061	0:11,376	0:42,676	0:12,802	0:18,756	0:11,118	0:43,405	0:12,968	0:19,061	0:11,376	0:42,676	0:12,802	0:18,756	0:11,118	0:43,405	0:12,968	0:19,061	0:11,376	0:42,676	0:12,802	0:18,756	0:11,118
Runde 18	0:43,296	0:12,993	0:18,955	0:11,348	0:42,952	0:12,850	0:18,923	0:11,179	0:43,296	0:12,993	0:18,955	0:11,348	0:42,952	0:12,850	0:18,923	0:11,179	0:43,296	0:12,993	0:18,955	0:11,348	0:42,952	0:12,850	0:18,923	0:11,179
Runde 19	0:43,318	0:13,055	0:18,932	0:11,331	0:42,918	0:12,916	0:18,808	0:11,194	0:43,318	0:13,055	0:18,932	0:11,331	0:42,918	0:12,916	0:18,808	0:11,194	0:43,318	0:13,055	0:18,932	0:11,331	0:42,918	0:12,916	0:18,808	0:11,194
Runde 20	0:43,756	0:12,967	0:18,918	0:11,871	0:43,114	0:12,950	0:18,839	0:11,325	0:43,756	0:12,967	0:18,918	0:11,871	0:43,114	0:12,950	0:18,839	0:11,325	0:43,756	0:12,967	0:18,918	0:11,871	0:43,114	0:12,950	0:18,839	0:11,325
Runde 21	0:44,301	0:13,441	0:19,388	0:11,472	0:43,007	0:12,899	0:18,917	0:11,191	0:44,301	0:13,441	0:19,388	0:11,472	0:43,007	0:12,899	0:18,917	0:11,191	0:44,301	0:13,441	0:19,388	0:11,472	0:43,007	0:12,899	0:18,917	0:11,191
Runde 22	0:43,699	0:13,022	0:19,209	0:11,468	0:42,903	0:12,890	0:18,839	0:11,174	0:43,699	0:13,022	0:19,209	0:11,468	0:42,903	0:12,890	0:18,839	0:11,174	0:43,699	0:13,022	0:19,209	0:11,468	0:42,903	0:12,890	0:18,839	0:11,174
Runde 23	0:44,834	0:13,680	0:19,629	0:11,525	0:44,692	0:13,445	0:19,645	0:11,602	0:44,834	0:13,680	0:19,629	0:11,525	0:44,692	0:13,445	0:19,645	0:11,602	0:44,834	0:13,680	0:19,629	0:11,525	0:44,692	0:13,445	0:19,645	0:11,602

DMSB-Reglir:208/2018

R 21 DKM (OK) Race 2

Die schnellsten Zeiten

Ort	Nr. Fahrername	Streckenkil.	Zeit	Ø Speed
Ziel	17 Füngeling,Luke	1107 m	0:42,676	93,4 km/h
Sektion 1	86 Sasse,Hugo	329 m	0:12,744	92,9 km/h
Sektion 2	30 Haverkort,Kas	475 m	0:18,700	91,4 km/h
Sektion 3	17 Füngeling,Luke	303 m	0:11,118	98,1 km/h

	Smr.8 Liwinski,David NLD		Smr.4 Arnold,Felix DEU		Smr.10 O' dey,Levi DEU		Smr.6 Schaller,Marek DEU		Smr.16 Volz,Rico DEU											
	theoretisch mögliche Bestzeit	Ziel	theoretisch mögliche Bestzeit	Ziel	theoretisch mögliche Bestzeit	Ziel	theoretisch mögliche Bestzeit	Ziel	theoretisch mögliche Bestzeit	Ziel										
best	0:42,910	0:12,787	0:18,840	0:11,234	0:43,078	0:12,835	0:18,803	0:11,246	0:43,078	0:12,798	0:18,824	0:11,248	0:43,126	0:12,880	0:18,925	0:11,301	0:42,960	0:12,760	0:18,826	0:11,266
Runde 1	0:48,331	0:15,456	0:20,944	0:11,931	0:48,830	0:15,172	0:21,835	0:11,823	0:49,370	0:14,787	0:22,296	0:12,287	0:48,415	0:15,377	0:21,119	0:11,919	0:50,133	0:14,765	0:22,804	0:12,564
Runde 2	0:46,215	0:13,636	0:20,329	0:12,250	0:46,704	0:13,761	0:19,786	0:13,157	0:45,934	0:13,862	0:19,850	0:12,222	0:46,053	0:13,681	0:20,305	0:12,067	0:45,878	0:13,753	0:19,938	0:12,187
Runde 3	0:45,357	0:13,843	0:19,872	0:11,642	0:45,072	0:13,605	0:19,931	0:11,536	0:45,939	0:13,907	0:20,335	0:11,697	0:46,043	0:14,072	0:20,359	0:11,612	0:46,022	0:13,680	0:20,600	0:11,742
Runde 4	0:44,691	0:13,606	0:19,573	0:11,512	0:43,987	0:13,340	0:19,185	0:11,462	0:44,765	0:13,264	0:19,783	0:11,718	0:44,466	0:13,314	0:19,549	0:11,603	0:44,572	0:13,353	0:19,522	0:11,697
Runde 5	0:45,499	0:13,492	0:20,266	0:11,741	0:44,459	0:13,311	0:19,380	0:11,768	0:44,000	0:13,487	0:19,090	0:11,423	0:45,047	0:13,221	0:20,063	0:11,763	0:43,931	0:13,245	0:19,244	0:11,442
Runde 6	0:44,388	0:13,780	0:19,253	0:11,355	0:44,377	0:13,989	0:19,030	0:11,358	0:44,728	0:13,478	0:19,651	0:11,599	0:43,998	0:13,425	0:19,243	0:11,330	0:45,042	0:13,398	0:19,690	0:11,954
Runde 7	0:43,558	0:12,935	0:19,124	0:11,499	0:43,438	0:12,976	0:19,025	0:11,437	0:44,141	0:13,355	0:19,347	0:11,439	0:43,759	0:12,919	0:19,323	0:11,517	0:44,030	0:13,380	0:19,244	0:11,406
Runde 8	0:45,282	0:14,258	0:19,318	0:11,706	0:44,414	0:13,539	0:19,443	0:11,432	0:43,863	0:13,472	0:19,036	0:11,355	0:45,060	0:13,631	0:19,865	0:11,564	0:44,719	0:13,554	0:19,411	0:11,754
Runde 9	0:43,862	0:13,325	0:19,218	0:11,319	0:43,913	0:13,110	0:19,428	0:11,375	0:43,482	0:12,992	0:19,150	0:11,340	0:43,874	0:13,426	0:19,121	0:11,327	0:44,230	0:13,527	0:19,227	0:11,476
Runde 10	0:43,097	0:12,879	0:18,929	0:11,289	0:43,180	0:12,956	0:18,907	0:11,317	0:43,373	0:12,848	0:19,228	0:11,297	0:43,273	0:12,984	0:18,925	0:11,364	0:44,590	0:13,468	0:19,549	0:11,573
Runde 11	0:43,652	0:13,243	0:19,099	0:11,310	0:43,355	0:13,033	0:18,907	0:11,415	0:43,026	0:12,864	0:18,914	0:11,248	0:43,999	0:13,524	0:19,024	0:11,451	0:43,654	0:13,502	0:18,826	0:11,326
Runde 12	0:43,075	0:12,883	0:18,958	0:11,234	0:43,347	0:12,960	0:19,036	0:11,351	0:43,007	0:12,889	0:18,824	0:11,294	0:43,186	0:12,893	0:18,960	0:11,333	0:43,410	0:12,779	0:19,159	0:11,472
Runde 13	0:43,243	0:12,828	0:19,077	0:11,338	0:43,293	0:12,984	0:19,015	0:11,344	0:43,488	0:13,018	0:19,179	0:11,291	0:43,324	0:12,930	0:19,023	0:11,371	0:43,211	0:13,035	0:18,910	0:11,266
Runde 14	0:43,984	0:12,840	0:19,225	0:11,919	0:43,960	0:13,129	0:19,152	0:11,679	0:42,938	0:12,798	0:18,850	0:11,290	0:43,694	0:13,010	0:19,183	0:11,501	0:43,019	0:12,782	0:18,881	0:11,356
Runde 15	0:44,112	0:13,320	0:19,369	0:11,423	0:43,300	0:13,129	0:18,925	0:11,246	0:44,145	0:13,340	0:19,315	0:11,490	0:44,344	0:13,431	0:19,585	0:11,328	0:43,546	0:13,026	0:19,217	0:11,303
Runde 16	0:43,055	0:12,836	0:18,935	0:11,284	0:43,284	0:12,933	0:18,997	0:11,354	0:43,510	0:13,055	0:18,928	0:11,527	0:43,126	0:12,880	0:18,936	0:11,310	0:43,049	0:12,801	0:18,910	0:11,338
Runde 17	0:43,003	0:12,851	0:18,917	0:11,235	0:43,078	0:12,940	0:18,843	0:11,295	0:43,593	0:13,067	0:19,052	0:11,474	0:43,287	0:13,004	0:18,982	0:11,301	0:42,960	0:12,760	0:18,890	0:11,310
Runde 18	0:42,976	0:12,789	0:18,892	0:11,295	0:43,270	0:13,102	0:18,843	0:11,325	0:43,607	0:13,183	0:19,051	0:11,373	0:43,671	0:13,229	0:19,022	0:11,420	0:43,123	0:12,785	0:18,933	0:11,405
Runde 19	0:42,910	0:12,787	0:18,882	0:11,241	0:43,200	0:12,835	0:18,803	0:11,562	0:42,991	0:12,830	0:18,884	0:11,277	0:43,512	0:13,100	0:19,049	0:11,363	0:43,623	0:13,189	0:18,929	0:11,505
Runde 20	0:42,973	0:12,806	0:18,840	0:11,327	0:43,170	0:12,860	0:18,923	0:11,387	0:43,125	0:12,838	0:18,958	0:11,329	0:43,523	0:12,969	0:19,085	0:11,469	0:43,292	0:13,113	0:18,900	0:11,279
Runde 21	0:43,205	0:12,964	0:18,990	0:11,251	0:43,293	0:12,974	0:18,964	0:11,355	0:43,419	0:12,852	0:19,153	0:11,414	0:43,612	0:13,022	0:19,200	0:11,390	0:43,295	0:12,964	0:18,885	0:11,446
Runde 22	0:43,512	0:13,094	0:19,014	0:11,404	0:43,837	0:13,425	0:18,977	0:11,435	0:44,001	0:13,339	0:19,210	0:11,452	0:44,380	0:13,525	0:19,341	0:11,514	0:43,661	0:13,237	0:19,034	0:11,390
Runde 23	0:43,995	0:13,495	0:19,226	0:11,274	0:44,341	0:13,703	0:19,190	0:11,448	0:44,072	0:13,106	0:19,387	0:11,579	0:44,024	0:13,062	0:19,225	0:11,737	0:43,349	0:12,877	0:19,107	0:11,365

DMSB-Reglir: 208 / 2018

R 21 DKM (OK) Race 2

Die schnellsten Zeiten

Ort	Nr. Fahrername	Streckentl.	Zeit	Ø Speed
Ziel	17 Füngeling, Luke	1107 m	0:42,676	93,4 km/h
Sektion 1	86 Sasse, Hugo	329 m	0:12,744	92,9 km/h
Sektion 2	30 Haverkort, Kas	475 m	0:18,700	91,4 km/h
Sektion 3	17 Füngeling, Luke	303 m	0:11,118	98,1 km/h

	Smr.12 Schulte, Maximilian DEU Solgat Motorsport theoretisch mögliche Bestzeit 0:43,195	Smr.45 Read, Tyler GBR Ricky Flynn Motorsport theoretisch mögliche Bestzeit 0:42,916	Smr.50 Kovacs, Zsombor HUN KMS EUROPE KFT. theoretisch mögliche Bestzeit 0:43,327	Smr.32 Dörr, Phil DEU TB Racing Team theoretisch mögliche Bestzeit 0:43,268	Smr.21 Anderrüti, Leandro CHE Lanari Racing Team theoretisch mögliche Bestzeit 0:43,222
best	Ziel Sektion 1 Sektion 2 Sektion 3	Ziel Sektion 1 Sektion 2 Sektion 3	Ziel Sektion 1 Sektion 2 Sektion 3	Ziel Sektion 1 Sektion 2 Sektion 3	Ziel Sektion 1 Sektion 2 Sektion 3
Runde 1	0:43,341 0:12,932 0:18,972 0:11,291	0:49,608 0:14,970 0:22,561 0:12,077	0:47,858 0:15,002 0:20,978 0:11,878	0:48,520 0:15,356 0:21,157 0:12,007	0:47,559 0:15,011 0:20,728 0:11,820
Runde 2	0:46,852 0:13,386 0:20,325 0:13,141	0:46,767 0:13,566 0:20,016 0:13,185	0:49,104 0:13,566 0:20,316 0:15,222	0:46,506 0:13,687 0:20,634 0:12,185	0:46,493 0:13,877 0:20,248 0:12,368
Runde 3	0:45,726 0:13,818 0:20,159 0:11,749	0:46,166 0:14,381 0:20,101 0:11,684	0:45,464 0:13,620 0:20,281 0:11,563	0:45,329 0:13,435 0:20,168 0:11,726	0:44,366 0:13,167 0:19,448 0:11,751
Runde 4	0:44,251 0:13,381 0:19,378 0:11,492	0:45,009 0:13,540 0:19,983 0:11,486	0:45,058 0:13,759 0:19,726 0:11,573	0:44,567 0:13,564 0:19,409 0:11,594	0:44,988 0:13,528 0:19,638 0:11,822
Runde 5	0:44,179 0:13,067 0:19,341 0:11,771	0:44,267 0:13,553 0:19,271 0:11,443	0:43,807 0:13,104 0:19,340 0:11,363	0:44,846 0:13,234 0:19,866 0:11,746	0:44,059 0:13,313 0:19,297 0:11,449
Runde 6	0:44,123 0:13,631 0:19,098 0:11,394	0:44,718 0:13,531 0:19,597 0:11,590	0:44,458 0:13,374 0:19,766 0:11,318	0:47,847 0:14,978 0:21,083 0:11,786	0:43,525 0:13,000 0:19,004 0:11,521
Runde 7	0:43,349 0:12,957 0:19,033 0:11,359	0:44,185 0:13,486 0:19,203 0:11,496	0:43,688 0:13,040 0:19,255 0:11,393	0:44,071 0:13,192 0:19,386 0:11,493	0:44,322 0:13,228 0:19,593 0:11,501
Runde 8	0:44,702 0:13,514 0:19,598 0:11,590	0:43,748 0:13,371 0:18,927 0:11,450	0:43,997 0:13,036 0:19,341 0:11,620	0:44,645 0:13,650 0:19,335 0:11,660	0:43,568 0:12,997 0:19,093 0:11,478
Runde 9	0:44,546 0:13,389 0:19,825 0:11,332	0:43,402 0:13,110 0:18,931 0:11,361	0:44,406 0:13,445 0:19,597 0:11,364	0:44,350 0:13,617 0:19,187 0:11,546	0:43,356 0:12,927 0:19,099 0:11,330
Runde 10	0:43,373 0:12,932 0:19,016 0:11,425	0:43,878 0:13,037 0:19,553 0:11,288	0:43,541 0:13,037 0:19,059 0:11,445	0:44,252 0:13,502 0:19,323 0:11,427	0:43,487 0:12,949 0:19,045 0:11,493
Runde 11	0:43,371 0:12,985 0:18,983 0:11,403	0:43,127 0:12,927 0:18,888 0:11,312	0:43,571 0:13,116 0:19,083 0:11,372	0:43,432 0:13,039 0:19,009 0:11,384	0:44,017 0:13,588 0:19,043 0:11,386
Runde 12	0:43,341 0:13,048 0:19,002 0:11,291	0:43,315 0:13,023 0:19,031 0:11,261	0:43,420 0:13,009 0:19,095 0:11,316	0:43,544 0:13,009 0:19,085 0:11,450	0:43,780 0:13,310 0:19,072 0:11,398
Runde 13	0:43,693 0:13,133 0:19,095 0:11,465	0:43,439 0:12,871 0:19,026 0:11,542	0:44,377 0:13,427 0:19,270 0:11,680	0:43,268 0:12,907 0:18,982 0:11,379	0:45,751 0:14,576 0:19,669 0:11,506
Runde 14	0:43,656 0:13,111 0:19,088 0:11,457	0:43,197 0:13,086 0:18,868 0:11,243	0:43,491 0:13,169 0:19,002 0:11,320	0:43,563 0:13,094 0:19,076 0:11,393	0:44,470 0:13,163 0:19,221 0:12,086
Runde 15	0:44,308 0:13,471 0:19,414 0:11,423	0:43,701 0:12,944 0:19,323 0:11,434	0:43,719 0:13,166 0:19,081 0:11,472	0:43,902 0:13,018 0:19,496 0:11,388	0:45,144 0:13,582 0:20,105 0:11,457
Runde 16	0:43,679 0:13,239 0:19,042 0:11,398	0:43,524 0:13,144 0:18,992 0:11,388	0:43,480 0:13,011 0:19,101 0:11,368	0:43,295 0:12,910 0:19,001 0:11,384	0:43,340 0:12,903 0:19,036 0:11,401
Runde 17	0:44,015 0:13,455 0:19,154 0:11,406	0:43,355 0:13,147 0:18,817 0:11,391	0:43,713 0:13,209 0:19,144 0:11,360	0:43,608 0:13,058 0:19,086 0:11,464	0:43,749 0:13,158 0:19,131 0:11,460
Runde 18	0:44,141 0:12,962 0:19,622 0:11,557	0:45,039 0:13,398 0:19,917 0:11,724	0:44,169 0:13,053 0:19,402 0:11,714	0:43,468 0:12,968 0:19,017 0:11,465	0:45,490 0:13,506 0:20,162 0:11,822
Runde 19	0:43,898 0:13,267 0:19,116 0:11,515	0:44,495 0:13,556 0:19,564 0:11,375	0:44,753 0:13,994 0:19,273 0:11,486	0:43,461 0:12,961 0:19,107 0:11,393	0:43,655 0:13,130 0:19,088 0:11,437
Runde 20	0:43,515 0:12,990 0:19,039 0:11,486	0:43,269 0:13,169 0:18,802 0:11,298	0:43,727 0:13,324 0:19,027 0:11,376	0:43,822 0:13,145 0:19,203 0:11,474	0:45,624 0:14,500 0:19,548 0:11,576
Runde 21	0:43,490 0:13,035 0:18,972 0:11,483	0:43,204 0:12,894 0:18,927 0:11,383	0:43,670 0:13,146 0:19,122 0:11,402	0:44,246 0:13,427 0:19,311 0:11,508	0:44,219 0:13,237 0:19,407 0:11,575
Runde 22	0:44,262 0:13,472 0:19,262 0:11,528	0:44,270 0:13,348 0:19,087 0:11,835	0:43,533 0:13,040 0:19,044 0:11,449	0:43,801 0:13,079 0:19,177 0:11,545	0:43,796 0:13,216 0:19,080 0:11,500
Runde 23	0:43,683 0:13,153 0:19,050 0:11,480	0:43,401 0:13,080 0:18,842 0:11,479	0:43,583 0:13,120 0:19,047 0:11,416	0:43,635 0:13,008 0:19,069 0:11,558	0:43,647 0:13,012 0:18,989 0:11,646

DMSB-Reg Nr. 206 / 2018

R 21 DKM (OK) Race 2

Die schnellsten Zeiten

Ort	Nr. Fahrername	Zeit	Streckl.	Ø Speed
Ziel	17 Füngeling, Luke	0:42,676	1107 m	93,4 km/h
Sektion 1	86 Sasse, Hugo	0:12,744	329 m	92,9 km/h
Sektion 2	30 Haverkort, Kas	0:18,700	475 m	91,4 km/h
Sektion 3	17 Füngeling, Luke	0:11,118	303 m	98,1 km/h

	Smr.22 Fritsch,Valentino DEU BIREL ART RACING KSW theoretisch mögliche Bestzeit 0-43,048		Smr.67 Karovsky,Matej CZE BIREL ART RACING KSW theoretisch mögliche Bestzeit 0-42,844		Smr.59 Dumhuis,Philipp DEU Millennium Racing Team theoretisch mögliche Bestzeit 0-43,259		Smr.11 Ferati,Janin CHE KSM Schumacher Racing Team theoretisch mögliche Bestzeit 0-43,117		Smr.88 Schmidli,Titus-Shanghai CHE CS Racing theoretisch mögliche Bestzeit 0-43,405							
	Ziel	Sektion 1	Sektion 2	Sektion 3	Ziel	Sektion 1	Sektion 2	Sektion 3	Ziel	Sektion 1	Sektion 2	Sektion 3				
best	0-43,099	0-12,840	0-18,910	0-11,298	0-43,166	0-12,787	0-18,788	0-11,269	0-43,183	0-12,860	0-18,896	0-11,361	0-43,605	0-13,010	0-19,026	0-11,369
Runde 1	0-49,644	0-14,545	0-22,768	0-12,331	0-50,128	0-14,752	0-22,620	0-12,756	0-49,318	0-15,152	0-22,153	0-12,013	0-49,788	0-15,053	0-22,854	0-11,881
Runde 2	0-45,910	0-13,520	0-19,552	0-12,838	0-45,731	0-13,704	0-20,033	0-11,994	0-46,736	0-13,696	0-20,076	0-12,964	0-46,071	0-13,468	0-19,561	0-13,042
Runde 3	0-46,175	0-13,946	0-20,509	0-11,720	0-45,867	0-13,780	0-20,375	0-11,712	0-45,899	0-13,780	0-20,483	0-11,636	0-45,452	0-13,954	0-19,998	0-11,500
Runde 4	0-44,825	0-13,332	0-19,798	0-11,695	0-44,686	0-13,494	0-19,465	0-11,727	0-45,029	0-13,589	0-20,046	0-11,394	0-44,892	0-13,763	0-19,725	0-11,404
Runde 5	0-44,315	0-13,627	0-19,250	0-11,438	0-44,111	0-13,468	0-19,224	0-11,419	0-44,340	0-13,558	0-19,375	0-11,407	0-44,670	0-13,820	0-19,304	0-11,546
Runde 6	0-45,321	0-13,635	0-19,507	0-12,179	0-44,805	0-13,253	0-19,607	0-11,945	0-45,554	0-13,904	0-19,705	0-11,945	0-44,801	0-13,521	0-19,736	0-11,544
Runde 7	0-43,982	0-13,318	0-19,206	0-11,458	0-44,202	0-13,476	0-19,253	0-11,473	0-43,940	0-13,304	0-19,275	0-11,361	0-44,345	0-13,443	0-19,230	0-11,672
Runde 8	0-44,652	0-13,609	0-19,236	0-11,807	0-44,553	0-13,461	0-19,342	0-11,750	0-44,627	0-13,651	0-19,340	0-11,636	0-44,869	0-13,767	0-19,140	0-11,962
Runde 9	0-44,359	0-13,873	0-19,163	0-11,323	0-44,778	0-14,192	0-19,171	0-11,415	0-44,326	0-13,625	0-19,284	0-11,417	0-44,352	0-13,570	0-19,258	0-11,524
Runde 10	0-44,768	0-13,429	0-19,548	0-11,791	0-44,607	0-13,354	0-19,462	0-11,791	0-44,693	0-13,505	0-19,564	0-11,624	0-44,502	0-13,509	0-19,475	0-11,518
Runde 11	0-43,643	0-13,257	0-18,936	0-11,450	0-43,712	0-13,359	0-18,910	0-11,443	0-47,355	0-15,843	0-20,011	0-11,501	0-43,605	0-13,035	0-19,055	0-11,515
Runde 12	0-43,900	0-13,522	0-18,992	0-11,386	0-43,699	0-13,182	0-19,040	0-11,477	0-43,442	0-12,892	0-18,994	0-11,556	0-43,799	0-13,010	0-19,282	0-11,507
Runde 13	0-43,551	0-13,300	0-18,921	0-11,330	0-43,309	0-13,144	0-18,896	0-11,269	0-43,687	0-13,354	0-18,936	0-11,376	0-43,922	0-13,527	0-19,026	0-11,369
Runde 14	0-43,099	0-12,840	0-18,939	0-11,320	0-43,166	0-12,787	0-18,992	0-11,387	0-43,183	0-12,923	0-18,896	0-11,364	0-43,608	0-13,089	0-19,056	0-11,463
Runde 15	0-43,763	0-13,184	0-19,089	0-11,490	0-43,815	0-13,146	0-19,199	0-11,470	0-44,556	0-13,022	0-20,001	0-11,534	0-43,982	0-13,377	0-19,163	0-11,442
Runde 16	0-43,447	0-13,138	0-18,981	0-11,328	0-43,571	0-13,162	0-19,047	0-11,362	0-43,733	0-12,993	0-19,317	0-11,423	0-43,877	0-13,400	0-19,048	0-11,429
Runde 17	0-43,906	0-13,446	0-19,101	0-11,359	0-44,283	0-13,822	0-19,037	0-11,424	0-43,335	0-12,990	0-18,961	0-11,384	0-43,471	0-13,676	0-19,154	0-11,641
Runde 18	0-43,458	0-12,967	0-18,961	0-11,530	0-43,222	0-12,986	0-18,788	0-11,448	0-44,656	0-13,570	0-19,198	0-11,888	0-43,427	0-13,925	0-19,154	0-11,641
Runde 19	0-43,362	0-13,023	0-19,041	0-11,298	0-43,474	0-13,083	0-18,983	0-11,408	0-43,558	0-12,953	0-19,204	0-11,414	0-43,249	0-12,860	0-19,149	0-11,524
Runde 20	0-43,811	0-13,532	0-18,910	0-11,369	0-43,549	0-13,097	0-19,078	0-11,374	0-43,534	0-13,037	0-19,095	0-11,402	0-43,672	0-13,062	0-19,159	0-11,451
Runde 21	0-43,664	0-13,224	0-19,098	0-11,342	0-44,094	0-13,459	0-19,199	0-11,436	0-44,155	0-13,192	0-19,302	0-11,661	0-43,366	0-12,982	0-19,358	0-11,553
Runde 22	0-43,330	0-12,950	0-18,975	0-11,405	0-43,276	0-12,932	0-18,886	0-11,458	0-44,467	0-13,323	0-19,525	0-11,619	0-44,150	0-12,977	0-19,495	0-11,582
Runde 23	0-43,183	0-12,866	0-18,949	0-11,368	0-43,205	0-12,846	0-18,860	0-11,499	0-44,140	0-13,457	0-19,186	0-11,497	0-44,609	0-13,347	0-19,584	0-11,610
					0-43,037	0-13,128	0-19,403	0-11,506	0-45,189	0-13,326	0-19,882	0-11,981	0-45,712	0-13,433	0-20,007	0-12,272

DMSB-Reglir: 208 / 2018

R 21 DKM (OK) Race 2

Die schnellsten Zeiten

Ort	Nr. Fahrername	Streckenkil.	Zeit	Ø Speed
Ziel	17 Füngeling, Luke	1107 m	0:42,676	93,4 km/h
Sektion 1	86 Sasse, Hugo	329 m	0:12,744	92,9 km/h
Sektion 2	30 Haverkort, Kas	475 m	0:18,700	91,4 km/h
Sektion 3	17 Füngeling, Luke	303 m	0:11,118	98,1 km/h

	Smr.29 Skjellerup, Oliver DNK	Smr.31 Meyer Hansen, Mikkel DNK	Smr.26 Alibaks, Renzo NLD	Smr.34 Saarijärvi, Frans-Emit FIN	Smr.24 Pavlíček, Matěj CZE
	Robert Schlunssen	Racing Motor DK	Zanardi Racing Team	KOSKI MOTORSPORT	PRAGA VMS RACING
	theoretisch mögliche Bestzeit 0:44,218	theoretisch mögliche Bestzeit 0:43,310	theoretisch mögliche Bestzeit 0:43,277	theoretisch mögliche Bestzeit 0:43,059	theoretisch mögliche Bestzeit 0:43,807
Ziel	Sektion 1 0:13,260	Sektion 1 0:12,950	Sektion 1 0:12,950	Sektion 1 0:12,884	Sektion 1 0:13,056
Sektion 2	0:19,358	0:19,015	0:18,993	0:18,881	Sektion 2 0:19,207
Sektion 3	0:11,600	0:11,345	0:11,334	0:11,294	Sektion 3 0:11,544
best	0:43,304	0:43,360	0:43,398	0:43,173	0:44,037
Runde 1	0:49,296	0:15,472	0:14,889	0:14,824	0:50,240
Runde 2	0:46,353	0:13,481	0:14,039	0:13,805	0:45,896
Runde 3	0:45,110	0:13,762	0:13,627	0:13,456	0:46,181
Runde 4	0:44,218	0:13,260	0:13,493	0:13,359	0:45,384
Runde 5	0:44,910	0:13,578	0:13,605	0:13,239	0:44,784
Runde 6	3:03,258	0:16,665	0:13,190	0:13,168	0:44,665
Runde 7	0:44,560	0:14,560	0:13,194	0:13,097	0:44,624
Runde 8	0:44,255	0:14,255	0:13,795	0:13,024	0:44,149
Runde 9	0:44,509	0:14,509	0:13,497	0:13,105	0:44,330
Runde 10	0:45,528	0:14,528	0:13,177	0:13,040	0:45,409
Runde 11	0:43,785	0:13,785	0:13,533	0:13,029	0:45,413
Runde 12	0:43,315	0:13,315	0:13,027	0:12,962	0:44,157
Runde 13	0:43,331	0:13,331	0:13,843	0:13,491	0:44,887
Runde 14	0:43,388	0:13,388	0:12,950	0:12,945	0:44,381
Runde 15	0:43,304	0:13,304	0:13,218	0:12,989	0:44,037
Runde 16	0:44,178	0:14,178	0:13,083	0:12,905	0:44,208
Runde 17	0:43,715	0:13,715	0:13,071	0:12,909	0:44,158
Runde 18	0:43,827	0:13,827	0:13,015	0:12,915	0:44,410
Runde 19	0:43,700	0:13,700	0:13,022	0:13,112	0:44,500
Runde 20	0:43,960	0:13,960	0:14,251	0:12,962	0:44,524
Runde 21		0:44,411	0:13,169	0:12,884	0:44,621
Runde 22		0:43,894	0:13,346	0:13,026	0:44,608
Runde 23		0:43,783	0:13,052	0:13,023	0:44,952

R 21 DKM (OK) Race 2

Die schnellsten Zeiten

Ort	Nr. Fahrername	Zeit	Streckenl.	ø Speed
Ziel	17 Füngeling, Luke	0:42,676	1107 m	93,4 km/h
Sektion 1	86 Sasse, Hugo	0:12,744	329 m	92,9 km/h
Sektion 2	30 Haverkort, Kas	0:18,700	475 m	91,4 km/h
Sektion 3	17 Füngeling, Luke	0:11,118	303 m	98,1 km/h

Smr.19 Träger, Niels DEU

RTG Kartsport

theoretisch mögliche Bestzeit	Sektion 2	Sektion 3
0:43,319		
Ziel	0:12,947	0:11,341

Runde 1	0:47,709	0:15,209	0:20,555	0:11,945
Runde 2	0:46,169	0:13,835	0:20,331	0:12,003
Runde 3	0:44,653	0:13,231	0:19,714	0:11,708
Runde 4	0:45,299	0:13,316	0:20,240	0:11,743
Runde 5	0:43,895	0:13,073	0:19,310	0:11,512
Runde 6	0:43,692	0:12,947	0:19,194	0:11,551
Runde 7	0:44,804	0:13,261	0:20,085	0:11,458
Runde 8	0:43,498	0:13,038	0:19,064	0:11,396
Runde 9	0:43,500	0:13,034	0:19,078	0:11,388
Runde 10	0:43,838	0:13,393	0:19,085	0:11,410
Runde 11	0:43,429	0:12,980	0:19,108	0:11,341
Runde 12	0:43,812	0:13,386	0:19,042	0:11,384
Runde 13	0:44,176	0:13,452	0:19,133	0:11,591
Runde 14	0:43,605	0:13,022	0:19,081	0:11,552
Runde 15				

Smr.33 Korrelainen, Rasmus FIN

KOSKI MOTORSPORT

theoretisch mögliche Bestzeit	Sektion 2	Sektion 3
0:43,568		
Ziel	0:13,086	0:11,446

Runde 1	0:49,953	0:14,645	0:22,979	0:12,329
Runde 2	0:47,587	0:14,691	0:20,817	0:12,079
Runde 3	0:47,048	0:13,781	0:20,419	0:12,848
Runde 4	0:44,927	0:13,459	0:19,818	0:11,650
Runde 5	0:44,412	0:13,674	0:19,267	0:11,471
Runde 6	0:44,171	0:13,171	0:19,554	0:11,446
Runde 7	0:44,466	0:13,086	0:19,245	0:12,135
Runde 8	0:44,441	0:13,525	0:19,036	0:11,880
Runde 9	0:43,753	0:13,146	0:19,120	0:11,487
Runde 10	0:44,849	0:13,569	0:19,428	0:11,852
Runde 11	0:43,808	0:13,143	0:19,055	0:11,610
Runde 12		0:13,087	0:19,040	

Smr.38 Buis, Bastian DNK

RS Competition

theoretisch mögliche Bestzeit	Sektion 2	Sektion 3
0:43,539		
Ziel	0:13,026	0:11,408

Runde 1	0:48,884	0:15,054	0:21,881	0:11,949
Runde 2	0:46,813	0:13,636	0:19,764	0:13,413
Runde 3	0:45,576	0:13,713	0:20,116	0:11,747
Runde 4	0:45,457	0:13,914	0:20,063	0:11,480
Runde 5	0:43,889	0:13,267	0:19,105	0:11,517
Runde 6	0:43,963	0:13,188	0:19,367	0:11,408
Runde 7	0:43,655	0:13,026	0:19,122	0:11,507
Runde 8	0:43,967	0:13,026	0:19,325	0:11,616
Runde 9		0:13,363		

NEU - 1 - NEW

R 16 DKM (DK) Race 1

Strecke / track: 1107m
 started: 34 classified: 34 not classified: 0


fastest Lap Sasse, Hugo at: 0:42,728
 Doc. 4.1

Pos	Stf. Nr.	Fahrer Driver	Nation	Bewerber/Sponsor	Nation	Lizenz/B-Lizenz	Chassis/Motor/Reifen	Points	Runden Laps	Gesamtzeit Differenz	Abstand Gap	beste Runde best Lap	in N. in L.	o Geschw. u Speed
1	77	Tramnitz, Tim	DEU	KSM Schumacher Racing Team	DEU	IKCR 1161254 KBF 1067587	Tony Kart / Vortex / Vega	25	23	16:48,732		0:42,933	18	90,9 km/h 92,8 km/h
2	19	Tröger, Niels	DEU	RTG Kartsport	DEU	IKC 1139697 KBF 1166823	CRG / lame / Vega	20	23	16:49,144 0:00,412	0:00,412	0:42,934	17	90,8 km/h 92,8 km/h
3	17	Füngeling, Luke	DEU	Valier Motorsport	DEU	IKC 1136804 KBF 1063735	SODI / lame / Vega	16	23	16:49,205 0:00,473	0:00,061	0:42,984	17	90,8 km/h 92,7 km/h
4	36	Van Der Helm, Tijmen	NLD	KSM Schumacher Racing Team	DEU	35964 KBF 1067587	Tony Kart / Vortex / Vega	13	23	16:49,343 0:00,811	0:00,138	0:43,295	13	90,8 km/h 92,6 km/h
5	40	Fusen, Jan David	DEU	Solgat Motorsport	DEU	IKC 1137577 KBF 1079882	BirelArt / TM / Vega	11	23	16:51,591 0:02,859	0:02,248	0:43,269	9	90,6 km/h 92,1 km/h
6	49	Van Berlo, Glenn	NLD	Lennox Racing Team	ITA	36847 322955	Exprit / Vortex / Vega	10	23	16:51,775 0:03,043	0:00,184	0:43,240	17	90,6 km/h 92,2 km/h
7	86	Sasse, Hugo	DEU	TB Racing Team	DEU	IKCR 1147248 KBF 1116906	Kart Republic / lame / Vega	9	23	16:52,556 0:03,824	0:00,781	0:42,728	18	90,5 km/h 93,3 km/h
8	6	Schaller, Marek	DEU	RTG Kartsport	DEU	IKC 1151363 KBF 1166823	CRG / lame / Vega	8	23	16:52,839 0:04,107	0:00,283	0:43,027	16	90,5 km/h 92,6 km/h
9	8	Liwinski, David	NLD	Mach1 Motorsport	DEU	35786 KBF 1005514	Mach1 / lame / Vega	7	23	16:53,646 0:04,914	0:00,807	0:42,948	13	90,4 km/h 92,8 km/h
10	65	Brizhan, Alexey	GBR	Ward racing	SWE	C18504 102	Tony Kart / Vortex / Vega	23	23	16:53,796 0:05,064	0:00,150	0:43,033	13	90,4 km/h 92,6 km/h
11	39	Thompson, Harry	GBR	Ricky Flynn Motorsport	GBR	265302 162392	FA Kart / Vortex / Vega	6	23	16:53,959 0:05,227	0:00,163	0:42,948	17	90,4 km/h 92,8 km/h
12	21	Anderüti, Leandro	CHE	Lanari Racing Team	DEU	500212 KBF 1159049	KR / lame / Vega	5	23	16:57,184 0:08,452	0:03,225	0:43,243	18	90,1 km/h 92,2 km/h
13	50	Kovacs, Zsombor	HUN	KMS EUROPE KFT.	HUN	4966 804	Exprit / TM / Vega	4	23	16:58,523 0:09,791	0:01,339	0:43,279	15	90 km/h 92,1 km/h
14	30	Haverkort, Kas	NLD	Zanardi Racing Team	NLD	36154 28613	CRG / TM / Vega	3	23	16:58,553 0:09,821	0:00,030	0:42,838	18	90 km/h 93 km/h
15	14	Tröger, Tim	DEU	Mach1 Motorsport	DEU	IKC 1132554 KBF 1005514	Mach1 / lame / Vega	2	23	16:58,702 0:09,970	0:00,149	0:43,147	20	90 km/h 92,4 km/h
16	32	Dörr, Phil	DEU	TB Racing Team	DEU	IKC 1162847 KBF 1116906	Kart Republic / Parilla / Vega	1	23	16:59,074 0:10,342	0:00,372	0:43,365	17	89,9 km/h 91,9 km/h
17	29	Skjellerup, Oliver	DNK	Robert Schlusssen	DNK	58044 36053	Tony Kart / Vortex / Vega	0	23	17:00,632 0:11,900	0:01,558	0:43,293	16	89,7 km/h 92,1 km/h
18	12	Schulte, Maximilian	DEU	Solgat Motorsport	DEU	IKCR 1153757 KBF 1079882	BirelArt / TM / Vega	0	23	17:01,320 0:12,588	0:00,688	0:43,497	17	89,7 km/h 91,6 km/h
19	45	Read, Tyler	GBR	Ricky Flynn Motorsport	GBR	263145 162392	FA Alonso / Vortex / Vega	0	23	17:01,567 0:12,835	0:00,247	0:43,088	16	89,7 km/h 92,5 km/h
20	11	Ferati, Jasin	CHE	KSM Schumacher Racing Team	DEU	502257 KBF 1067587	Tony Kart / Vortex / Vega	0	23	17:06,815 0:18,083	0:05,248	0:43,279	15	89,3 km/h 92,1 km/h
21	4	Arnold, Felix	DEU	KSM Schumacher Racing Team	DEU	IKA 1138542 KBF 1067587	Tony Kart / Vortex / Vega	0	23	17:08,648 0:19,916	0:01,833	0:43,095	20	89,1 km/h 92,5 km/h
22	26	Alibaks, Renzo	NLD	Zanardi Racing Team	NLD	36331 28613	Zanardi / TM / Vega	0	23	17:08,671 0:19,939	0:00,023	0:43,308	19	89,1 km/h 92 km/h
23	38	Buus, Bastian	DNK	RS Competition	DNK	59991 36053	Tony Kart / Vortex / Vega	0	23	17:08,976 0:20,244	0:00,305	0:43,560	13	89,1 km/h 91,5 km/h
24	59	Damhuis, Philipp	DEU	Millennium Racing Team	DEU	IKC 1147505 KBF 1095578	Kosmic / Vortex / Vega	23	23	17:11,052 0:22,320	0:02,076	0:43,551	16	88,9 km/h 91,5 km/h
25	88	Schmidli, Titus-Shanghai	CHE	CS Racing	CHE	502418 500001	Tony Kart / Vortex / Vega	0	23	17:12,107 0:23,375	0:01,055	0:43,352	10	88,8 km/h 91,9 km/h
26	99	Degenbeck, Patrick	DEU	TB Racing Team	DEU	IKC 1149786 KBF 1116906	CRG / lame / Vega	23	23	17:13,457 0:24,725	0:01,350	0:44,041	8	88,7 km/h 90,5 km/h
27	33	Kortelainen, Rasmus	FIN	KOSKI MOTORSPORT	FIN	34745735 50054310	Tony Kart / Vortex / Vega	0	23	17:14,947 0:26,215	0:01,490	0:43,619	20	88,6 km/h 91,4 km/h
28	31	Meyer Hansen, Mikkel	DNK	Racing Motor DK	DNK	36477 03587	KALI-KART / TM / Vega	0	23	17:16,489 0:27,757	0:01,542	0:43,648	15	88,4 km/h 91,3 km/h
29	24	Pavlíček, Matěj	CZE	PRAGA VMS RACING	CZE	18 AS 0066 18 AT 00031	PRAGA / TM / Vega	0	23	17:18,825 0:30,093	0:02,336	0:44,034	5	88,2 km/h 90,5 km/h
30	22	Fritsch, Valentino	DEU	BIREL ART RACING KSW	AUT	IKB 1173038 BK 102	BirelART / lame / Vega	0	17	12:31,297 6 R	6 R	0:43,408	17	90,2 km/h 91,8 km/h
31	16	Volz, Rico	DEU	RS-Motorsport	DEU	IKC 1154071 KBF 1104126	CRG / lame / Vega	0	17	12:31,378 6 R	0:00,081	0:43,274	17	90,2 km/h 92,1 km/h
32	34	Saarijärvi, Frans-Emil	FIN	KOSKI MOTORSPORT	FIN	34765557 50054310	Kosmic / Vortex / Vega	0	9	6:51,981 14 R	8 R	0:43,755	8	87,1 km/h 91,1 km/h
33	10	O'dey, Levi	DEU	KSM Schumacher Racing Team	DEU	IKCR 1164488 KBF 1067587	Tony Kart / Vortex / Vega	0	4	3:02,895 19 R	5 R	0:44,599	3	87,2 km/h 89,4 km/h
34	67	Kacovsky, Matej	CZE	BIREL ART RACING KSW	AUT	1011 BK 102	BirelART / TM / Vega	0	0	0:03,425 23 R	4 R			

StNr. 26,31,11,39,4,86 5 sec penalty Frontfaring
 StNr. 59,4,21 5 sec penalty Pushing
 StNr. 30 10 sec penalty

Rennleitung: Volker Ehekircher Racedirektor: Thomas Lainer
 Sportkommissare: Thomas Ferrero / Ulrich Bell / Peter Brings / Tobias Amann
 Techn. Kommissare: H.-J. Dangers / A.Sengpiel / M. Grasshoff / C. Schmidt / D.Pietzko
 Zeitnahme: KART-DATA timing service Franz Schieszler / Martin Summerer

Zeinnahme / timekeeping
 Control *Schieszler*
 Franz Schieszler
 Aushangzeit : 11:57:52



NEU-1-NEW

17	10	KSM Schumacher Racing Team O'dey Levi Startposition 33	17	67	BIREL ART RACING KSW Kacovsky Matej Startposition 34
16	16	RS-Motorsport Volz Rico Startposition 31	16	34	KOSKI MOTORSPORT Saarijärvi Frans-Emil Startposition 32
15	24	PRAGA VMS RACING Pavlíček Matěj Startposition 29	15	22	BIREL ART RACING KSW Fritsch Valentino Startposition 30
14	33	KOSKI MOTORSPORT Kortelainen Rasmus Startposition 27	14	31	Racing Motor DK Meyer Hansen Mikkel Startposition 28
13	88	CS Racing Schmidli Titus-Shanghai Startposition 25	13	99	TB Racing Team Degenbeck Patrick Startposition 26
12	38	RS Competition Buus Bastian Startposition 23	12	59	Millennium Racing Team Damhuis Philipp Startposition 24
11	4	KSM Schumacher Racing Team Arnold Felix Startposition 21	11	26	Zanardi Racing Team Alibaks Renzo Startposition 22
10	45	Ricky Flynn Motorsport Read Tyler Startposition 19	10	11	KSM Schumacher Racing Team Ferati Jasin Startposition 20
9	29	Robert Schlunssen Skjellerup Oliver Startposition 17	9	12	Solgat Motorsport Schulte Maximilian Startposition 18
8	14	Mach1 Motorsport Tröger Tim Startposition 15	8	32	TB Racing Team Dörr Phil Startposition 16
7	50	KMS EUROPE KFT. Kovacs Zsombor Startposition 13	7	30	Zanardi Racing Team Haverkort Kas Startposition 14
6	39	Ricky Flynn Motorsport Thompson Harry Startposition 11	6	21	Lanari Racing Team Anderrüti Leandro Startposition 12
5	8	Mach1 Motorsport Liwinski David Startposition 9	5	65	Ward racing Brizhan Alexey Startposition 10
4	86	TB Racing Team Sasse Hugo Startposition 7	4	6	RTG Kartsport Schaller Marek Startposition 8
3	40	Solgat Motorsport Fusen Jan David Startposition 5	3	49	Lennox Racing Team Van Berlo Glenn Startposition 6
2	17	Valier Motorsport Füngeling Luke Startposition 3	2	36	KSM Schumacher Racing Team Van Der Helm Tijmen Startposition 4
1	77	KSM Schumacher Racing Team Tramnitz Tim Startposition 1	1	19	RTG Kartsport Tröger Niels Startposition 2

Starting Grid DKM (OK) Race 2

Rennen 21

DMSB-RegNr: 206/2018

R 16 DKM (OK) Race 1

Strecke / track: 1107

Fahrename Driver	Sasse Hugo	Haverkort Kas	Trammitz Tim	Thompson Harry	Tröger Niels	Füngeling Luke	Van Der Helm Tijmen	Fusen Jan David	Van Berlo Glenn	Anderlütj Leandro	Schaller Marek	Liwinski David
schnellste Runde	0:42,728 Rn. 18	0:42,838 Rn. 18	0:42,933 Rn. 18	0:42,948 Rn. 17	0:42,934 Rn. 17	0:42,984 Rn. 17	0:43,295 Rn. 13	0:43,269 Rn. 9	0:43,240 Rn. 17	0:43,243 Rn. 18	0:43,027 Rn. 16	0:42,948 Rn. 13
Speed	93,3 km/h	93,0 km/h	92,8 km/h	92,8 km/h	92,8 km/h	92,7 km/h	92,0 km/h	92,1 km/h	92,2 km/h	92,2 km/h	92,6 km/h	92,8 km/h
Lap 1	0:45,590	0:46,834	0:45,739	0:45,560	0:47,686	0:46,361	0:47,575	0:47,751	0:47,471	0:46,557	0:47,261	0:49,336
Lap 2	0:44,108	0:44,519	0:44,378	0:44,491	0:44,278	0:44,636	0:44,336	0:44,352	0:44,609	0:44,384	0:44,441	0:45,346
Lap 3	0:43,646	0:44,507	0:43,837	0:43,736	0:44,180	0:44,265	0:44,023	0:44,127	0:44,195	0:44,496	0:44,335	0:44,137
Lap 4	0:43,512	0:43,603	0:43,502	0:43,342	0:44,038	0:43,783	0:44,186	0:44,171	0:44,091	0:44,193	0:44,291	0:44,781
Lap 5	0:43,796	0:43,493	0:43,795	0:43,727	0:43,586	0:43,747	0:43,648	0:43,804	0:43,832	0:43,642	0:43,793	0:44,751
Lap 6	0:43,760	0:43,767	0:43,491	0:43,772	0:43,721	0:44,070	0:43,963	0:44,278	0:44,285	0:43,673	0:44,219	0:43,693
Lap 7	0:44,402	0:43,549	0:44,191	0:44,163	0:43,433	0:43,794	0:43,528	0:43,491	0:43,540	0:43,543	0:43,409	0:43,673
Lap 8	0:43,684	0:42,984	0:43,755	0:43,661	0:43,842	0:43,346	0:43,784	0:44,435	0:44,266	0:44,880	0:43,591	0:43,986
Lap 9	0:44,112	0:43,605	0:44,014	0:44,138	0:43,322	0:43,210	0:43,706	0:43,269	0:43,345	0:43,311	0:43,440	0:43,398
Lap 10	0:43,927	0:44,065	0:44,012	0:43,935	0:43,454	0:43,807	0:43,923	0:43,741	0:43,711	0:43,912	0:43,886	0:43,081
Lap 11	0:43,434	0:43,557	0:43,607	0:43,610	0:43,040	0:43,538	0:43,709	0:43,561	0:43,779	0:45,024	0:49,230	0:43,220
Lap 12	0:43,801	0:43,741	0:44,528	0:43,572	0:44,126	0:43,784	0:43,319	0:44,260	0:44,188	0:43,891	0:43,241	0:43,195
Lap 13	0:43,379	0:43,083	0:43,142	0:43,405	0:43,740	0:43,389	0:43,295	0:43,510	0:43,845	0:43,912	0:43,120	0:42,948
Lap 14	0:44,156	0:43,838	0:43,558	0:43,200	0:43,188	0:43,611	0:43,393	0:43,949	0:43,930	0:43,682	0:43,259	0:43,443
Lap 15	0:44,549	0:43,392	0:44,444	0:43,205	0:44,382	0:44,768	0:43,932	0:43,386	0:43,568	0:43,796	0:43,374	0:43,966
Lap 16	0:43,134	0:43,100	0:43,178	0:43,396	0:43,322	0:43,585	0:43,525	0:43,394	0:43,577	0:43,477	0:43,027	0:43,451
Lap 17	0:43,053	0:42,928	0:43,044	0:42,948	0:42,934	0:42,984	0:43,340	0:43,379	0:43,240	0:43,386	0:43,096	0:43,392
Lap 18	0:42,728	0:42,838	0:42,933	0:43,207	0:43,044	0:42,998	0:43,365	0:43,305	0:43,253	0:43,243	0:43,623	0:43,614
Lap 19	0:42,936	0:43,045	0:43,060	0:43,303	0:43,117	0:43,105	0:43,303	0:43,636	0:43,365	0:43,444	0:43,403	0:43,381
Lap 20	0:43,036	0:43,595	0:43,030	0:43,953	0:43,230	0:43,227	0:43,441	0:43,815	0:43,989	0:43,718	0:43,608	0:43,917

DMSB-Reg.Nr.:206/2018

R 16 DKM (OK) Race 1

Strecke / track: 1107

Fahrename Driver	Sasse Hugo	Haverkort Kas	Trammitz Tim	Thompson Harry	Tröger Niels	Füngeling Luke	Van Der Helm Tijmen	Fusen Jan David	Van Berlo Glenn	Anderüti Leandro	Schaller Marek	Liwinski David
Lap 21	0:43,476	0:43,717	0:43,224	0:43,717	0:43,111	0:43,228	0:43,535	0:43,401	0:43,334	0:43,511	0:43,549	0:43,709
Lap 22	0:44,352	0:44,694	0:44,205	0:45,211	0:44,187	0:44,118	0:43,699	0:43,438	0:43,473	0:43,475	0:43,267	0:43,302
Lap 23	0:44,301	0:45,374	0:45,313	0:45,099	0:45,121	0:45,033	0:43,869	0:43,750	0:43,706	0:43,707	0:43,347	0:43,805

DMSB-RegNr: 206/2018

R 16 DKM (OK) Race 1

Strecke / track: 1107

Fahrername Driver	Brizhan Alexey	Kovacs Zsombor	Arnold Felix	Tröger Tim	Dörr Phil	Skjellerup Oliver	Schulte Maximilian	Read Tyler	Ferati Jasin	Alibaks Renzo	Damhuis Philipp	Buus Bastian
schnellste Runde in Runde	0:43,033 Rn. 13	0:43,279 Rn. 15	0:43,095 Rn. 20	0:43,147 Rn. 20	0:43,365 Rn. 17	0:43,293 Rn. 16	0:43,497 Rn. 17	0:43,088 Rn. 16	0:43,279 Rn. 15	0:43,308 Rn. 19	0:43,551 Rn. 16	0:43,560 Rn. 13
Speed	92,6 km/h	92,1 km/h	92,5 km/h	92,4 km/h	91,9 km/h	92,1 km/h	91,6 km/h	92,5 km/h	92,1 km/h	92,0 km/h	91,5 km/h	91,5 km/h
Lap 1	0:48,533	0:48,991	0:47,746	0:48,690	0:49,831	0:49,702	0:48,605	0:49,521	0:49,663	0:49,699	0:49,688	0:48,811
Lap 2	0:45,081	0:44,996	0:44,556	0:45,950	0:45,041	0:45,197	0:45,020	0:45,319	0:45,228	0:45,348	0:45,365	0:45,669
Lap 3	0:44,554	0:44,299	0:44,372	0:45,289	0:44,951	0:46,502	0:44,787	0:45,889	0:44,567	0:45,742	0:45,645	0:44,522
Lap 4	0:44,660	0:44,984	0:44,488	0:44,084	0:43,739	0:44,482	0:44,710	0:44,650	0:44,244	0:44,395	0:44,522	0:44,769
Lap 5	0:44,441	0:44,657	0:49,548	0:44,676	0:44,663	0:44,455	0:44,470	0:44,863	0:45,146	0:44,791	0:44,817	0:44,971
Lap 6	0:43,754	0:43,899	0:44,210	0:44,965	0:44,857	0:44,177	0:44,286	0:44,086	0:44,844	0:44,168	0:44,713	0:49,359
Lap 7	0:43,892	0:44,084	0:43,609	0:43,701	0:44,932	0:44,243	0:43,947	0:44,079	0:44,233	0:44,533	0:44,516	0:44,506
Lap 8	0:43,815	0:44,059	0:43,780	0:43,826	0:43,620	0:44,491	0:45,008	0:44,589	0:46,504	0:44,702	0:44,695	0:43,662
Lap 9	0:43,378	0:43,421	0:43,259	0:43,835	0:43,802	0:43,921	0:43,804	0:43,881	0:43,683	0:43,591	0:43,694	0:44,383
Lap 10	0:43,304	0:43,288	0:43,151	0:43,362	0:43,397	0:43,351	0:43,895	0:43,542	0:43,469	0:43,584	0:44,087	0:44,230
Lap 11	0:43,497	0:43,464	0:43,899	0:43,816	0:43,454	0:43,517	0:44,255	0:43,300	0:43,430	0:43,933	0:43,822	0:43,983
Lap 12	0:43,285	0:43,337	0:43,595	0:43,635	0:43,377	0:44,456	0:44,048	0:44,676	0:44,184	0:44,521	0:44,003	0:43,566
Lap 13	0:43,033	0:43,387	0:43,398	0:43,784	0:43,622	0:43,379	0:43,746	0:43,358	0:43,989	0:44,006	0:43,870	0:43,560
Lap 14	0:44,171	0:43,823	0:43,305	0:43,355	0:44,129	0:43,389	0:43,963	0:43,297	0:43,294	0:44,129	0:44,131	0:43,645
Lap 15	0:43,425	0:43,279	0:43,338	0:43,405	0:43,788	0:43,379	0:43,825	0:43,500	0:43,279	0:44,157	0:44,188	0:44,750
Lap 16	0:43,404	0:43,394	0:43,231	0:43,290	0:43,581	0:43,293	0:43,986	0:43,088	0:43,449	0:43,589	0:43,551	0:44,851
Lap 17	0:43,316	0:43,505	0:43,387	0:43,304	0:43,365	0:43,296	0:43,497	0:43,313	0:43,368	0:43,726	0:43,861	0:44,935
Lap 18	0:43,809	0:43,463	0:43,307	0:43,333	0:43,732	0:43,752	0:43,938	0:43,747	0:43,721	0:43,608	0:43,968	0:44,091
Lap 19	0:43,374	0:43,833	0:43,145	0:43,209	0:43,464	0:43,912	0:43,852	0:43,857	0:43,466	0:43,308	0:43,687	0:43,665
Lap 20	0:44,241	0:43,724	0:43,095	0:43,147	0:43,852	0:43,780	0:43,824	0:43,862	0:43,709	0:43,818	0:43,828	0:43,855

R 16 DKM (OK) Race 1

Strecke / track: 1107

Fahrername Driver	Brizhan Alexey	Kovacs Zsombor	Arnold Felix	Tröger Tim	Dörr Phil	Skjellerup Oliver	Schulte Maximilian	Read Tyler	Ferati Jasin	Alibaks Renzo	Damhuis Philipp	Buus Bastian
Lap 21	0:43,838	0:43,502	0:43,318	0:43,270	0:43,365	0:43,804	0:43,769	0:43,793	0:43,633	0:43,466	0:44,002	0:43,825
Lap 22	0:43,233	0:45,091	0:45,084	0:44,904	0:43,441	0:43,890	0:44,338	0:44,118	0:44,005	0:43,479	0:43,846	0:43,931
Lap 23	0:43,753	0:45,898	0:45,925	0:45,790	0:44,025	0:43,689	0:44,095	0:44,237	0:44,399	0:43,758	0:44,050	0:43,905

DMSB-RegNr: 206/2018

R 16 DKM (OK) Race 1

Strecke / track: 1107

Fahrername Driver	Meyer Hansen Mikkel	Schmidli Titus-Shanghai	Degenbeck Patrick	Kortelainen Rasmus	Pavlicek Matěj	Fritsch Valentino	Volz Rico	Saarijärvi Frans-Emil	O' dey Levi	Karovsky Matej
schnellste Runde in Runde	0:43,648 Rn. 15	0:43,352 Rn. 10	0:44,041 Rn. 8	0:43,619 Rn. 20	0:44,034 Rn. 5	0:43,408 Rn. 17	0:43,274 Rn. 17	0:43,755 Rn. 8	0:44,599 Rn. 3	
Speed	91,3 km/h	91,9 km/h	90,5 km/h	91,4 km/h	90,5 km/h	91,8 km/h	92,1 km/h	91,1 km/h	89,4 km/h	
Lap 1	0:50,556	0:50,048	0:49,505	0:49,642	0:50,281	0:47,612	0:48,112	0:49,335	0:46,360	
Lap 2	0:45,098	0:45,676	0:45,988	0:45,284	0:45,509	0:44,751	0:44,735	0:45,329	0:44,624	
Lap 3	0:45,862	0:45,953	0:45,386	0:45,668	0:45,284	0:44,120	0:44,849	0:44,591	0:44,599	
Lap 4	0:45,091	0:44,334	0:45,062	0:45,510	0:44,652	0:44,705	0:44,261	0:44,326	0:46,418	
Lap 5	0:45,040	0:44,025	0:45,077	0:49,351	0:44,034	0:44,759	0:44,502	0:44,806		
Lap 6	0:45,512	0:44,380	0:45,016	0:45,019	0:45,484	0:44,232	0:43,909	0:49,089		
Lap 7	0:44,345	0:44,452	0:44,905	0:44,138	0:44,524	0:43,629	0:43,654	0:44,097		
Lap 8	0:43,923	0:43,794	0:44,041	0:43,841	0:45,096	0:43,619	0:43,417	0:43,755		
Lap 9	0:43,921	0:44,264	0:44,185	0:44,191	0:44,593	0:43,550	0:43,280	0:44,453		
Lap 10	0:44,743	0:43,352	0:44,404	0:43,978	0:45,219	0:43,606	0:43,489			
Lap 11	0:44,235	0:44,261	0:44,411	0:43,887	0:45,275	0:43,633	0:43,832			
Lap 12	0:44,249	0:46,105	0:44,532	0:44,296	0:44,307	0:43,598	0:43,770			
Lap 13	0:43,825	0:43,944	0:44,572	0:43,756	0:44,296	0:43,627	0:43,898			
Lap 14	0:43,676	0:44,252	0:44,445	0:43,833	0:45,473	0:43,561	0:43,830			
Lap 15	0:43,648	0:45,058	0:44,233	0:45,317	0:44,675	0:43,763	0:43,799			
Lap 16	0:44,222	0:44,915	0:44,124	0:43,952	0:44,146	0:43,495	0:43,543			
Lap 17	0:45,270	0:45,822	0:44,407	0:43,840	0:44,390	0:43,408	0:43,274			
Lap 18	0:44,299	0:43,982	0:44,183	0:45,661	0:46,026					
Lap 19	0:44,495	0:44,749	0:44,187	0:43,744	0:44,047					
Lap 20	0:44,476	0:44,053	0:44,254	0:43,619	0:45,158					

DMSB-RegNr: 206/2018

R 16 DKM (OK) Race 1

Strecke / track: 1107

Fahrername Driver	Meyer Hansen Mikkel	Schmidli Titus-Shanghai	Degenbeck Patrick	Kortelainen Rasmus	Pavlicek Matěj	Fritsch Valentino	Volz Rico	Saarijärvi Frans-Emil	O'dey Levi	Karovsky Matej
Lap 21	0:43,903	0:44,796	0:44,155	0:43,874	0:44,504					
Lap 22	0:44,053	0:44,187	0:44,130	0:44,321	0:44,655					
Lap 23	0:43,935	0:43,836	0:44,237	0:44,013	0:44,804					

R 16 DKM (OK) Race 1


Ziel		Sektion 1		Sektion 2		Sektion 3	
Fahrername	Zeit	Fahrername	Zeit	Fahrername	Zeit	Fahrername	Zeit
1 86 Sasse,Hugo	0:42,728	86 Sasse,Hugo	0:12,768	86 Sasse,Hugo	0:18,770	17 Füngeling,Luke	0:11,161
2 30 Haverkort,Kas	0:42,838	39 Thompson,Harry	0:12,786	30 Haverkort,Kas	0:18,779	30 Haverkort,Kas	0:11,171
3 77 Tramnitz,Tim	0:42,933	77 Tramnitz,Tim	0:12,794	39 Thompson,Harry	0:18,801	8 Liwinski,David	0:11,186
4 19 Tröger,Niels	0:42,934	19 Tröger,Niels	0:12,801	19 Tröger,Niels	0:18,804	86 Sasse,Hugo	0:11,190
5 39 Thompson,Harry	0:42,948	40 Fusen,Jan David	0:12,804	4 Arnold,Felix	0:18,821	77 Tramnitz,Tim	0:11,210
6 8 Liwinski,David	0:42,948	8 Liwinski,David	0:12,822	65 Brizhan,Alexey	0:18,825	36 Van Der Helm,Tijmen	0:11,226
7 17 Füngeling,Luke	0:42,984	29 Skjellerup,Oliver	0:12,822	17 Füngeling,Luke	0:18,828	65 Brizhan,Alexey	0:11,237
8 6 Schaller,Marek	0:43,027	16 Volz,Rico	0:12,832	6 Schaller,Marek	0:18,838	45 Read,Tyler	0:11,241
9 65 Brizhan,Alexey	0:43,033	14 Tröger,Tim	0:12,840	45 Read,Tyler	0:18,846	6 Schaller,Marek	0:11,245
10 45 Read,Tyler	0:43,088	6 Schaller,Marek	0:12,843	40 Fusen,Jan David	0:18,868	39 Thompson,Harry	0:11,254
11 4 Arnold,Felix	0:43,095	30 Haverkort,Kas	0:12,848	77 Tramnitz,Tim	0:18,882	19 Tröger,Niels	0:11,261
12 14 Tröger,Tim	0:43,147	32 Dörr,Phil	0:12,872	8 Liwinski,David	0:18,920	4 Arnold,Felix	0:11,261
13 49 Van Berlo,Glenn	0:43,240	65 Brizhan,Alexey	0:12,888	36 Van Der Helm,Tijmen	0:18,921	26 Alibaks,Renzo	0:11,279
14 21 Anderrüti,Leandro	0:43,243	11 Ferrati,Jason	0:12,888	21 Anderrüti,Leandro	0:18,925	14 Tröger,Tim	0:11,283
15 40 Fusen,Jan David	0:43,269	4 Arnold,Felix	0:12,889	49 Van Berlo,Glenn	0:18,938	50 Kovacs,Zsombor	0:11,290
16 16 Volz,Rico	0:43,274	17 Füngeling,Luke	0:12,903	88 Schmidli,Titus-Shanghai	0:18,944	40 Fusen,Jan David	0:11,299
17 50 Kovacs,Zsombor	0:43,279	45 Read,Tyler	0:12,904	11 Ferrati,Jason	0:18,945	49 Van Berlo,Glenn	0:11,307
18 11 Ferrati,Jason	0:43,279	50 Kovacs,Zsombor	0:12,912	50 Kovacs,Zsombor	0:18,963	21 Anderrüti,Leandro	0:11,320
19 29 Skjellerup,Oliver	0:43,293	36 Van Der Helm,Tijmen	0:12,915	14 Tröger,Tim	0:18,964	22 Fritsch,Valentino	0:11,329
20 36 Van Der Helm,Tijmen	0:43,295	21 Anderrüti,Leandro	0:12,929	29 Skjellerup,Oliver	0:18,973	11 Ferrati,Jason	0:11,331
21 26 Alibaks,Renzo	0:43,308	38 Buus,Bastian	0:12,931	32 Dörr,Phil	0:18,982	16 Volz,Rico	0:11,348
22 88 Schmidli,Titus-Shanghai	0:43,352	22 Fritsch,Valentino	0:12,943	38 Buus,Bastian	0:18,995	32 Dörr,Phil	0:11,362
23 32 Dörr,Phil	0:43,365	49 Van Berlo,Glenn	0:12,944	16 Volz,Rico	0:18,995	29 Skjellerup,Oliver	0:11,363
24 22 Fritsch,Valentino	0:43,408	26 Alibaks,Renzo	0:12,952	26 Alibaks,Renzo	0:18,999	59 Damhuis,Philipp	0:11,366
25 12 Schulte,Maximilian	0:43,497	12 Schulte,Maximilian	0:12,985	12 Schulte,Maximilian	0:19,049	38 Buus,Bastian	0:11,394
26 59 Damhuis,Philipp	0:43,551	33 Kortelainen,Rasmus	0:12,986	22 Fritsch,Valentino	0:19,071	31 Meyer Hansen,Mikkel	0:11,395
27 38 Buus,Bastian	0:43,560	59 Damhuis,Philipp	0:13,004	59 Damhuis,Philipp	0:19,083	12 Schulte,Maximilian	0:11,396
28 33 Kortelainen,Rasmus	0:43,619	88 Schmidli,Titus-Shanghai	0:13,008	33 Kortelainen,Rasmus	0:19,123	88 Schmidli,Titus-Shanghai	0:11,400
29 31 Meyer Hansen,Mikkel	0:43,648	31 Meyer Hansen,Mikkel	0:13,029	31 Meyer Hansen,Mikkel	0:19,126	33 Kortelainen,Rasmus	0:11,433
30 34 Saarijärvi,Frans-Emil	0:43,755	34 Saarijärvi,Frans-Emil	0:13,059	34 Saarijärvi,Frans-Emil	0:19,198	10 O`dey,Levi	0:11,467
31 24 Pavlicek,Matej	0:44,034	99 Degenbeck,Patrick	0:13,074	24 Pavlicek,Matej	0:19,297	34 Saarijärvi,Frans-Emil	0:11,474
32 99 Degenbeck,Patrick	0:44,041	24 Pavlicek,Matej	0:13,083	10 O`dey,Levi	0:19,326	24 Pavlicek,Matej	0:11,494
33 10 O`dey,Levi	0:44,599	10 O`dey,Levi	0:13,357	99 Degenbeck,Patrick	0:19,330	99 Degenbeck,Patrick	0:11,518
34 67 Karovsky,Matej		67 Karovsky,Matej		67 Karovsky,Matej		67 Karovsky,Matej	

R 16 DKM (OK) Race 1

Die schnellsten Zeiten

Ort	Nr. Fahrername	Streckentl.	Zeit	Ø Speed
Ziel	86 Sasse,Hugo	1107 m	0:42,728	93,3 km/h
Sektion 1	86 Sasse,Hugo	329 m	0:12,768	92,8 km/h
Sektion 2	86 Sasse,Hugo	475 m	0:18,770	91,1 km/h
Sektion 3	17 Füngeling,Luke	303 m	0:11,161	97,7 km/h

	Snr.86 Sasse,Hugo DEU TB Racing Team theoretisch mögliche Bestzeit 0:42,728	Snr.30 Haverkort,Kas NLD Zanardi Racing Team theoretisch mögliche Bestzeit 0:42,798	Snr.77 Tramnitz,Tim DEU KSM Schumacher Racing Team theoretisch mögliche Bestzeit 0:42,886	Snr.39 Thompson,Harry GBR Ricky Flynn Motorsport theoretisch mögliche Bestzeit 0:42,841	Snr.19 Tröger,Niels DEU RTG Kartsport theoretisch mögliche Bestzeit 0:42,866
best	Ziel Sektion 1 Sektion 2 Sektion 3	Ziel Sektion 1 Sektion 2 Sektion 3	Ziel Sektion 1 Sektion 2 Sektion 3	Ziel Sektion 1 Sektion 2 Sektion 3	Ziel Sektion 1 Sektion 2 Sektion 3
Runde 1	0:45,590 0:14,074 0:19,726 0:11,790	0:46,834 0:14,973 0:20,118 0:11,743	0:45,739 0:14,355 0:19,722 0:11,662	0:45,560 0:13,980 0:19,689 0:11,891	0:47,686 0:15,337 0:20,365 0:11,984
Runde 2	0:44,108 0:13,265 0:19,327 0:11,516	0:44,519 0:13,412 0:19,559 0:11,548	0:44,378 0:13,421 0:19,528 0:11,429	0:44,491 0:13,585 0:19,400 0:11,506	0:44,278 0:13,316 0:19,423 0:11,539
Runde 3	0:43,646 0:13,058 0:19,194 0:11,394	0:44,507 0:13,421 0:19,604 0:11,482	0:43,837 0:13,257 0:19,239 0:11,341	0:43,736 0:13,146 0:19,164 0:11,426	0:44,180 0:13,532 0:19,167 0:11,481
Runde 4	0:43,512 0:12,937 0:19,165 0:11,410	0:43,603 0:13,050 0:19,081 0:11,472	0:43,502 0:12,937 0:19,209 0:11,356	0:43,342 0:12,982 0:19,000 0:11,360	0:44,038 0:13,219 0:19,359 0:11,460
Runde 5	0:43,796 0:12,940 0:19,156 0:11,700	0:43,493 0:12,955 0:19,024 0:11,514	0:43,795 0:12,901 0:19,116 0:11,778	0:43,727 0:12,920 0:19,045 0:11,762	0:43,586 0:13,170 0:18,879 0:11,537
Runde 6	0:43,760 0:13,162 0:19,114 0:11,484	0:43,767 0:12,965 0:19,256 0:11,348	0:43,491 0:12,980 0:19,087 0:11,424	0:43,772 0:13,221 0:18,995 0:11,556	0:43,721 0:13,164 0:19,116 0:11,441
Runde 7	0:44,402 0:13,703 0:19,269 0:11,430	0:43,549 0:12,965 0:19,238 0:11,346	0:44,191 0:13,437 0:19,271 0:11,483	0:44,163 0:13,400 0:19,321 0:11,442	0:43,433 0:13,137 0:19,012 0:11,284
Runde 8	0:43,684 0:13,386 0:18,832 0:11,466	0:42,984 0:12,908 0:18,845 0:11,231	0:43,755 0:13,408 0:19,033 0:11,314	0:43,661 0:13,242 0:18,941 0:11,478	0:43,842 0:13,391 0:19,096 0:11,355
Runde 9	0:44,112 0:13,052 0:19,490 0:11,570	0:43,605 0:12,938 0:19,133 0:11,534	0:44,014 0:12,976 0:19,485 0:11,553	0:44,138 0:13,030 0:19,554 0:11,554	0:43,322 0:12,938 0:18,995 0:11,389
Runde 10	0:43,927 0:13,345 0:19,113 0:11,469	0:44,065 0:13,343 0:19,156 0:11,566	0:44,012 0:13,306 0:19,203 0:11,503	0:43,935 0:13,261 0:19,209 0:11,465	0:43,454 0:13,017 0:19,079 0:11,358
Runde 11	0:43,434 0:13,183 0:18,882 0:11,369	0:43,557 0:13,206 0:19,128 0:11,223	0:43,607 0:13,250 0:19,100 0:11,257	0:43,610 0:13,351 0:18,984 0:11,275	0:43,040 0:12,903 0:18,828 0:11,309
Runde 12	0:43,801 0:13,399 0:18,963 0:11,439	0:43,741 0:13,523 0:19,047 0:11,171	0:44,528 0:13,996 0:19,247 0:11,285	0:43,572 0:13,099 0:19,080 0:11,393	0:44,126 0:13,604 0:19,233 0:11,289
Runde 13	0:43,379 0:13,102 0:18,952 0:11,325	0:43,083 0:12,940 0:18,829 0:11,314	0:43,142 0:12,960 0:18,882 0:11,300	0:43,405 0:13,087 0:18,906 0:11,412	0:43,740 0:13,318 0:19,014 0:11,408
Runde 14	0:44,156 0:13,159 0:19,691 0:11,306	0:43,838 0:13,166 0:19,396 0:11,276	0:43,558 0:12,886 0:19,234 0:11,438	0:43,200 0:13,050 0:18,896 0:11,254	0:43,188 0:12,808 0:18,999 0:11,381
Runde 15	0:44,549 0:13,452 0:19,726 0:11,371	0:43,392 0:13,078 0:19,007 0:11,307	0:44,444 0:13,347 0:19,763 0:11,334	0:43,205 0:12,976 0:18,903 0:11,326	0:44,382 0:13,120 0:18,945 0:11,417
Runde 16	0:43,134 0:12,983 0:18,931 0:11,220	0:43,100 0:12,903 0:18,920 0:11,277	0:43,178 0:12,887 0:19,026 0:11,265	0:43,396 0:13,101 0:18,953 0:11,342	0:43,322 0:13,058 0:18,951 0:11,313
Runde 17	0:43,053 0:12,939 0:18,920 0:11,194	0:42,928 0:12,901 0:18,805 0:11,222	0:43,044 0:12,842 0:18,932 0:11,270	0:42,948 0:12,786 0:18,879 0:11,283	0:42,934 0:12,865 0:18,804 0:11,265
Runde 18	0:42,728 0:12,768 0:18,770 0:11,190	0:42,838 0:12,848 0:18,779 0:11,211	0:42,933 0:12,794 0:18,929 0:11,210	0:42,707 0:12,876 0:19,046 0:11,285	0:43,044 0:12,930 0:18,812 0:11,302
Runde 19	0:42,936 0:12,809 0:18,901 0:11,226	0:43,045 0:12,937 0:18,866 0:11,242	0:43,060 0:12,880 0:18,910 0:11,270	0:43,303 0:13,040 0:18,952 0:11,311	0:43,117 0:12,912 0:18,896 0:11,309
Runde 20	0:43,036 0:12,944 0:18,857 0:11,235	0:43,595 0:13,322 0:18,980 0:11,293	0:43,030 0:12,858 0:18,908 0:11,264	0:43,953 0:13,764 0:18,801 0:11,388	0:43,230 0:12,972 0:18,997 0:11,261
Runde 21	0:43,476 0:12,876 0:19,089 0:11,511	0:43,717 0:13,009 0:19,338 0:11,370	0:43,224 0:12,831 0:19,045 0:11,348	0:43,717 0:13,127 0:19,133 0:11,457	0:43,111 0:12,855 0:18,947 0:11,309
Runde 22	0:44,352 0:13,177 0:19,702 0:11,473	0:44,694 0:13,350 0:19,861 0:11,483	0:44,205 0:12,968 0:19,789 0:11,448	0:45,211 0:13,321 0:20,183 0:11,707	0:44,187 0:12,801 0:19,553 0:11,833
Runde 23	0:44,301 0:13,728 0:19,214 0:11,359	0:45,374 0:13,725 0:20,035 0:11,614	0:45,313 0:13,635 0:19,945 0:11,733	0:45,099 0:13,343 0:19,877 0:11,879	0:45,121 0:13,445 0:19,852 0:11,824



DEUTSCHE KART-MEISTERSCHAFTEN 2018 27-29 / 07 / 2018

DMSB-Reglir: 208 / 2018

R 16 DKM (OK) Race 1

Die schnellsten Zeiten

Ort	Nr. Fahrername	Streckentl.	Zeit	Ø Speed
Ziel	86 Sasse, Hugo	1107 m	0:42,728	93,3 km/h
Sektion 1	86 Sasse, Hugo	329 m	0:12,768	92,8 km/h
Sektion 2	86 Sasse, Hugo	475 m	0:18,770	91,1 km/h
Sektion 3	17 Füngeling, Luke	303 m	0:11,161	97,7 km/h

	Snr.17 Füngeling, Luke DEU Valier Motorsport			Snr.36 Van Der Helm, Tijmen NLD KSM Schumacher Racing Team			Snr.40 Fussen, Jan David DEU Solgat Motorsport			Snr.49 Van Berlo, Glenn NLD Lennox Racing Team			Snr.21 Anderrüti, Leandro CHE Lanari Racing Team							
	theoretisch mögliche Bestzeit	Ziel	Sektion 1	Sektion 2	Sektion 3	theoretisch mögliche Bestzeit	Ziel	Sektion 1	Sektion 2	Sektion 3	theoretisch mögliche Bestzeit	Ziel	Sektion 1	Sektion 2	Sektion 3					
best	0:42,984	0:12,903	0:18,828	0:11,161	0:42,892	0:42,995	0:12,915	0:18,921	0:11,226	0:42,971	0:43,269	0:12,804	0:18,868	0:11,299	0:43,243	0:12,929	0:18,925	0:11,320		
Runde 1	0:46,361	0:14,573	0:19,955	0:11,833	0:42,757	0:14,909	0:20,701	0:11,965	0:47,751	0:15,095	0:20,596	0:12,060	0:47,471	0:15,105	0:20,372	0:11,994	0:46,557	0:14,710	0:20,099	0:11,748
Runde 2	0:44,636	0:13,470	0:19,650	0:11,516	0:44,336	0:13,322	0:19,478	0:11,536	0:44,352	0:13,382	0:19,368	0:11,602	0:44,609	0:13,596	0:19,523	0:11,490	0:44,384	0:13,321	0:19,476	0:11,587
Runde 3	0:44,265	0:13,445	0:19,445	0:11,375	0:44,023	0:13,281	0:19,183	0:11,559	0:44,127	0:13,463	0:19,253	0:11,411	0:44,195	0:13,471	0:19,350	0:11,374	0:44,496	0:13,440	0:19,500	0:11,556
Runde 4	0:43,783	0:13,183	0:19,234	0:11,366	0:44,186	0:13,329	0:19,403	0:11,454	0:44,171	0:13,332	0:19,221	0:11,618	0:44,091	0:13,344	0:19,278	0:11,469	0:44,193	0:13,274	0:19,434	0:11,485
Runde 5	0:43,747	0:13,053	0:19,147	0:11,547	0:43,648	0:13,043	0:18,921	0:11,684	0:43,804	0:13,140	0:19,167	0:11,497	0:43,832	0:13,290	0:19,179	0:11,363	0:43,642	0:12,984	0:18,998	0:11,660
Runde 6	0:44,070	0:13,337	0:19,305	0:11,428	0:43,963	0:13,388	0:19,239	0:11,336	0:44,278	0:12,927	0:19,838	0:11,513	0:44,285	0:13,050	0:19,866	0:11,369	0:43,673	0:13,093	0:19,174	0:11,406
Runde 7	0:43,794	0:13,180	0:19,302	0:11,312	0:43,528	0:13,134	0:19,094	0:11,300	0:43,491	0:13,029	0:19,060	0:11,402	0:43,540	0:13,056	0:19,176	0:11,308	0:43,543	0:13,052	0:19,163	0:11,328
Runde 8	0:43,346	0:13,052	0:18,975	0:11,319	0:43,784	0:13,274	0:19,063	0:11,447	0:44,435	0:13,869	0:18,972	0:11,594	0:44,266	0:13,781	0:19,118	0:11,367	0:44,880	0:14,204	0:19,240	0:11,436
Runde 9	0:43,210	0:12,928	0:19,063	0:11,219	0:43,706	0:12,915	0:18,949	0:11,842	0:43,269	0:12,907	0:18,868	0:11,494	0:43,345	0:13,023	0:18,980	0:11,342	0:43,311	0:12,937	0:18,925	0:11,449
Runde 10	0:43,807	0:13,158	0:19,087	0:11,562	0:43,923	0:13,330	0:19,113	0:11,480	0:43,741	0:12,844	0:19,417	0:11,480	0:43,711	0:12,996	0:19,349	0:11,366	0:43,912	0:13,260	0:19,088	0:11,564
Runde 11	0:43,538	0:13,258	0:18,975	0:11,305	0:43,709	0:13,249	0:19,111	0:11,349	0:43,561	0:12,804	0:19,401	0:11,356	0:43,779	0:12,963	0:19,446	0:11,370	0:45,024	0:13,160	0:20,393	0:11,471
Runde 12	0:43,784	0:13,492	0:18,994	0:11,298	0:43,319	0:12,964	0:19,042	0:11,313	0:44,260	0:13,502	0:19,277	0:11,481	0:44,188	0:13,444	0:19,336	0:11,408	0:43,891	0:13,010	0:19,393	0:11,488
Runde 13	0:43,389	0:13,044	0:18,997	0:11,348	0:43,295	0:12,976	0:18,946	0:11,373	0:43,510	0:13,033	0:19,113	0:11,364	0:43,845	0:13,338	0:19,148	0:11,359	0:43,912	0:13,314	0:19,129	0:11,469
Runde 14	0:43,611	0:12,959	0:19,258	0:11,394	0:43,393	0:12,931	0:19,116	0:11,346	0:43,949	0:13,215	0:19,216	0:11,518	0:43,930	0:13,298	0:19,192	0:11,440	0:43,682	0:12,973	0:19,198	0:11,511
Runde 15	0:44,768	0:13,358	0:20,045	0:11,365	0:43,932	0:12,925	0:19,520	0:11,487	0:43,386	0:12,938	0:19,093	0:11,355	0:43,568	0:13,215	0:19,026	0:11,327	0:43,796	0:13,268	0:19,208	0:11,320
Runde 16	0:43,585	0:13,360	0:18,955	0:11,270	0:43,525	0:13,191	0:19,108	0:11,276	0:43,394	0:12,981	0:19,056	0:11,357	0:43,577	0:13,200	0:19,012	0:11,335	0:43,477	0:13,063	0:19,042	0:11,372
Runde 17	0:42,984	0:12,969	0:18,854	0:11,161	0:43,340	0:13,049	0:18,956	0:11,335	0:43,379	0:13,023	0:19,021	0:11,335	0:43,240	0:12,977	0:18,944	0:11,319	0:43,386	0:12,929	0:19,102	0:11,355
Runde 18	0:42,998	0:12,903	0:18,882	0:11,213	0:43,365	0:12,965	0:19,077	0:11,323	0:43,305	0:13,033	0:18,966	0:11,306	0:43,253	0:13,008	0:18,938	0:11,307	0:43,243	0:12,953	0:18,939	0:11,351
Runde 19	0:43,105	0:13,022	0:18,866	0:11,217	0:43,303	0:12,983	0:18,981	0:11,339	0:43,636	0:13,061	0:19,061	0:11,514	0:43,365	0:12,954	0:18,988	0:11,423	0:43,444	0:12,970	0:19,058	0:11,416
Runde 20	0:43,227	0:13,154	0:18,828	0:11,245	0:43,441	0:12,934	0:19,126	0:11,381	0:43,815	0:13,207	0:19,309	0:11,299	0:43,989	0:13,231	0:19,324	0:11,434	0:43,718	0:13,003	0:19,318	0:11,397
Runde 21	0:43,228	0:13,045	0:18,888	0:11,295	0:43,535	0:12,946	0:19,186	0:11,403	0:43,401	0:12,949	0:19,117	0:11,335	0:43,334	0:12,944	0:19,051	0:11,339	0:43,511	0:12,959	0:19,110	0:11,442
Runde 22	0:44,118	0:13,220	0:19,040	0:11,858	0:43,699	0:13,092	0:19,216	0:11,391	0:43,438	0:13,008	0:19,044	0:11,386	0:43,473	0:13,063	0:19,008	0:11,402	0:43,475	0:12,966	0:19,149	0:11,360
Runde 23	0:45,033	0:13,529	0:19,683	0:11,821	0:43,869	0:13,031	0:19,316	0:11,522	0:43,750	0:13,032	0:19,281	0:11,437	0:43,706	0:12,957	0:19,205	0:11,544	0:43,707	0:13,054	0:19,172	0:11,481

DMSB-Reglir:208/2018

R 16 DKM (OK) Race 1

Die schnellsten Zeiten

Ort	Nr. Fahrername	Streckl.	Zeit	Ø Speed
Ziel	86 Sasse,Hugo	1107 m	0:42,728	93,3 km/h
Sektion 1	86 Sasse,Hugo	329 m	0:12,768	92,8 km/h
Sektion 2	86 Sasse,Hugo	475 m	0:18,770	91,1 km/h
Sektion 3	17 Füngelng,Luke	303 m	0:11,161	97,7 km/h

	Smr.6 Schaller,Marek DEU RTG Kartsport		Smr.8 Liwinski,David NLD Mach1 Motorsport		Smr.65 Brizhan,Alexey AUT Ward racing		Smr.50 Kovacs,Zsombor HUN KMS EUROPE KFT.		Smr.4 Arnold,Felix DEU KSM Schumacher Racing Team							
	theoretisch mögliche Bestzeit	Ziel	theoretisch mögliche Bestzeit	Ziel	theoretisch mögliche Bestzeit	Ziel	theoretisch mögliche Bestzeit	Ziel	theoretisch mögliche Bestzeit	Ziel						
best	0:43,027	0:12,843	0:18,838	0:11,245	0:42,948	0:12,822	0:18,920	0:11,186	0:42,948	0:12,843	0:18,838	0:11,245	0:42,948	0:12,843	0:18,838	0:11,245
Runde 1	0:47,261	0:15,125	0:20,322	0:11,814	0:49,336	0:15,606	0:21,872	0:11,858	0:48,533	0:15,361	0:21,243	0:11,929	0:48,533	0:15,361	0:21,243	0:11,929
Runde 2	0:44,441	0:13,370	0:19,502	0:11,569	0:45,346	0:13,625	0:20,039	0:11,682	0:45,081	0:13,659	0:19,996	0:11,426	0:44,996	0:13,458	0:19,977	0:11,561
Runde 3	0:44,335	0:13,668	0:19,147	0:11,520	0:44,137	0:13,573	0:19,272	0:11,292	0:44,554	0:13,124	0:19,912	0:11,518	0:44,299	0:13,388	0:19,440	0:11,521
Runde 4	0:44,291	0:13,580	0:19,201	0:11,510	0:44,781	0:13,294	0:19,509	0:11,978	0:44,660	0:13,555	0:19,070	0:12,035	0:44,984	0:13,666	0:19,418	0:11,900
Runde 5	0:43,793	0:13,179	0:19,238	0:11,376	0:44,751	0:13,770	0:19,499	0:11,482	0:44,441	0:13,566	0:19,343	0:11,532	0:44,657	0:13,348	0:19,548	0:11,761
Runde 6	0:44,219	0:13,027	0:19,791	0:11,401	0:43,693	0:13,204	0:19,148	0:11,341	0:43,754	0:13,016	0:19,087	0:11,651	0:43,899	0:13,145	0:19,277	0:11,477
Runde 7	0:43,409	0:13,020	0:19,043	0:11,346	0:43,673	0:13,185	0:19,224	0:11,264	0:43,892	0:13,079	0:19,111	0:11,702	0:44,084	0:13,553	0:19,150	0:11,381
Runde 8	0:43,591	0:13,159	0:19,141	0:11,291	0:43,986	0:13,144	0:19,473	0:11,369	0:43,815	0:13,141	0:19,045	0:11,629	0:44,059	0:13,074	0:19,547	0:11,438
Runde 9	0:43,440	0:12,879	0:18,911	0:11,650	0:43,398	0:13,076	0:19,080	0:11,242	0:43,378	0:13,024	0:18,975	0:11,379	0:43,421	0:12,954	0:18,974	0:11,493
Runde 10	0:43,886	0:13,351	0:19,043	0:11,492	0:43,081	0:12,880	0:18,920	0:11,281	0:43,304	0:12,888	0:18,966	0:11,450	0:43,288	0:12,939	0:18,975	0:11,374
Runde 11	0:49,230	0:13,272	0:23,919	0:12,039	0:43,220	0:12,842	0:19,057	0:11,321	0:43,497	0:13,056	0:19,045	0:11,396	0:43,464	0:12,923	0:19,053	0:11,488
Runde 12	0:43,241	0:12,981	0:19,015	0:11,245	0:43,195	0:12,879	0:19,029	0:11,287	0:43,285	0:13,015	0:18,937	0:11,333	0:43,337	0:13,005	0:19,042	0:11,290
Runde 13	0:43,120	0:12,967	0:18,883	0:11,270	0:42,948	0:12,822	0:18,940	0:11,186	0:43,033	0:12,911	0:18,825	0:11,297	0:43,387	0:12,981	0:18,963	0:11,443
Runde 14	0:43,259	0:12,878	0:19,109	0:11,272	0:43,443	0:12,998	0:19,104	0:11,341	0:44,171	0:13,161	0:19,773	0:11,237	0:43,823	0:13,021	0:19,403	0:11,399
Runde 15	0:43,374	0:13,015	0:18,998	0:11,361	0:43,966	0:13,390	0:19,110	0:11,466	0:43,425	0:12,985	0:19,068	0:11,372	0:43,279	0:12,912	0:19,044	0:11,323
Runde 16	0:43,027	0:12,843	0:18,910	0:11,274	0:43,451	0:12,903	0:19,087	0:11,461	0:43,404	0:13,006	0:19,126	0:11,272	0:43,394	0:13,033	0:19,031	0:11,330
Runde 17	0:43,096	0:12,887	0:18,838	0:11,371	0:43,392	0:12,947	0:19,133	0:11,312	0:43,316	0:12,945	0:19,102	0:11,269	0:43,505	0:12,962	0:19,113	0:11,430
Runde 18	0:43,623	0:13,258	0:18,917	0:11,448	0:43,614	0:13,257	0:18,973	0:11,384	0:43,809	0:13,395	0:19,026	0:11,388	0:43,463	0:13,001	0:19,128	0:11,334
Runde 19	0:43,403	0:13,101	0:19,021	0:11,281	0:43,381	0:13,106	0:18,978	0:11,297	0:43,374	0:13,024	0:18,975	0:11,375	0:43,833	0:13,112	0:19,220	0:11,501
Runde 20	0:43,608	0:13,199	0:19,097	0:11,312	0:43,917	0:13,481	0:19,174	0:11,262	0:44,241	0:13,787	0:19,152	0:11,302	0:43,724	0:13,001	0:19,294	0:11,429
Runde 21	0:43,549	0:13,229	0:19,045	0:11,275	0:43,709	0:13,263	0:19,182	0:11,264	0:43,838	0:13,245	0:19,127	0:11,466	0:43,502	0:12,955	0:19,153	0:11,394
Runde 22	0:43,267	0:12,900	0:18,992	0:11,375	0:43,302	0:12,991	0:19,064	0:11,247	0:43,233	0:12,979	0:18,977	0:11,277	0:45,091	0:13,412	0:20,087	0:11,592
Runde 23	0:43,347	0:12,877	0:19,102	0:11,368	0:43,805	0:13,210	0:19,238	0:11,357	0:43,753	0:13,121	0:19,189	0:11,443	0:45,898	0:13,638	0:20,132	0:12,128

DMSB-Reglr:208/2018

R 16 DKM (OK) Race 1

Die schnellsten Zeiten

Ort	Nr. Fahrername	Streckl.	Zeit	Ø Speed
Ziel	86 Sasse,Hugo	1107 m	0:42,728	93,3 km/h
Sektion 1	86 Sasse,Hugo	329 m	0:12,768	92,8 km/h
Sektion 2	86 Sasse,Hugo	475 m	0:18,770	91,1 km/h
Sektion 3	17 Füngelng,Luke	303 m	0:11,161	97,7 km/h

	Smr.14 Tröger,Tim DEU		Smr.32 Dörr,Phil DEU		Smr.29 Skjellerup,Oliver DNK		Smr.12 Schulte,Maximilian DEU		Smr.45 Read,Tyler GBR			
	Mach1 Motorsport		TB Racing Team		Robert Schlunssen		Solgat Motorsport		Ricky Flynn Motorsport			
	theoretisch mögliche Bestzeit 0:43,087		theoretisch mögliche Bestzeit 0:43,216		theoretisch mögliche Bestzeit 0:43,158		theoretisch mögliche Bestzeit 0:43,430		theoretisch mögliche Bestzeit 0:42,991			
best	Ziel	Sektion 1	Sektion 2	Sektion 3	Ziel	Sektion 1	Sektion 2	Sektion 3	Ziel	Sektion 1	Sektion 2	Sektion 3
Runde 1	0:43,147	0:12,940	0:18,964	0:11,283	0:43,365	0:12,872	0:18,982	0:11,362	0:43,293	0:12,822	0:18,973	0:11,363
Runde 2	0:48,690	0:15,302	0:21,501	0:11,887	0:49,831	0:15,600	0:21,860	0:12,371	0:49,702	0:15,577	0:21,981	0:12,144
Runde 3	0:45,950	0:13,637	0:20,370	0:11,943	0:45,041	0:13,456	0:19,647	0:11,938	0:45,197	0:13,460	0:19,793	0:11,944
Runde 4	0:45,289	0:14,264	0:19,504	0:11,521	0:44,951	0:13,461	0:20,029	0:11,461	0:46,502	0:13,647	0:20,715	0:12,140
Runde 5	0:44,084	0:13,137	0:19,281	0:11,666	0:43,739	0:13,020	0:19,158	0:11,561	0:44,482	0:13,541	0:19,350	0:11,591
Runde 6	0:44,676	0:13,710	0:19,442	0:11,524	0:44,663	0:13,540	0:19,498	0:11,625	0:44,455	0:13,599	0:19,380	0:11,476
Runde 7	0:44,965	0:14,028	0:19,474	0:11,463	0:44,857	0:13,714	0:19,550	0:11,593	0:44,177	0:13,095	0:19,614	0:11,468
Runde 8	0:43,701	0:13,081	0:19,233	0:11,387	0:44,932	0:14,296	0:19,234	0:11,402	0:44,243	0:13,446	0:19,311	0:11,486
Runde 9	0:43,826	0:13,114	0:19,263	0:11,449	0:43,620	0:13,073	0:19,041	0:11,506	0:44,491	0:13,631	0:19,319	0:11,541
Runde 10	0:43,835	0:13,225	0:19,160	0:11,450	0:43,802	0:13,294	0:19,133	0:11,375	0:43,921	0:13,064	0:19,266	0:11,591
Runde 11	0:43,362	0:12,906	0:19,088	0:11,368	0:43,397	0:12,872	0:19,145	0:11,380	0:43,351	0:12,905	0:19,004	0:11,442
Runde 12	0:43,816	0:13,013	0:19,041	0:11,762	0:43,454	0:13,039	0:18,987	0:11,428	0:43,517	0:12,845	0:19,146	0:11,526
Runde 13	0:43,635	0:13,158	0:19,127	0:11,350	0:43,377	0:12,936	0:19,079	0:11,362	0:44,456	0:13,328	0:19,731	0:11,397
Runde 14	0:43,784	0:13,058	0:19,375	0:11,351	0:43,622	0:13,098	0:19,028	0:11,496	0:43,379	0:12,949	0:18,973	0:11,457
Runde 15	0:43,355	0:13,051	0:19,000	0:11,304	0:44,129	0:13,290	0:19,299	0:11,540	0:43,389	0:12,944	0:19,069	0:11,376
Runde 16	0:43,405	0:12,997	0:19,125	0:11,283	0:43,788	0:13,292	0:19,098	0:11,398	0:43,379	0:12,865	0:19,103	0:11,411
Runde 17	0:43,290	0:12,885	0:19,094	0:11,311	0:43,581	0:13,000	0:19,126	0:11,455	0:43,293	0:12,852	0:19,078	0:11,363
Runde 18	0:43,304	0:12,983	0:18,964	0:11,357	0:43,365	0:12,969	0:18,982	0:11,414	0:43,296	0:12,822	0:19,057	0:11,417
Runde 19	0:43,333	0:12,982	0:18,985	0:11,366	0:43,732	0:13,186	0:19,093	0:11,453	0:43,752	0:13,028	0:19,171	0:11,553
Runde 20	0:43,209	0:12,852	0:18,985	0:11,372	0:43,464	0:12,874	0:19,106	0:11,484	0:43,912	0:13,140	0:19,263	0:11,509
Runde 21	0:43,147	0:12,840	0:18,996	0:11,311	0:43,852	0:13,127	0:19,218	0:11,507	0:43,780	0:13,078	0:19,204	0:11,498
Runde 22	0:43,270	0:12,857	0:19,018	0:11,395	0:43,365	0:12,920	0:19,048	0:11,397	0:43,804	0:13,143	0:19,060	0:11,601
Runde 23	0:44,904	0:13,239	0:20,067	0:11,598	0:43,441	0:12,909	0:19,028	0:11,504	0:43,890	0:13,132	0:19,265	0:11,493
	0:45,790	0:13,667	0:20,082	0:12,041	0:44,025	0:13,171	0:19,199	0:11,655	0:43,689	0:12,983	0:19,155	0:11,551
									0:44,095	0:13,208	0:19,437	0:11,450
									0:43,793	0:13,131	0:18,973	0:11,689
									0:44,118	0:13,332	0:19,063	0:11,723
									0:44,237	0:13,391	0:19,508	0:11,338

DMSB-Reglr: 208/2018

R 16 DKM (OK) Race 1

Die schnellsten Zeiten

Ort	Nr. Fahrername	Streckentl.	Zeit	Ø Speed
Ziel	86 Sasse,Hugo	1107 m	0:42,728	93,3 km/h
Sektion 1	86 Sasse,Hugo	329 m	0:12,768	92,8 km/h
Sektion 2	86 Sasse,Hugo	475 m	0:18,770	91,1 km/h
Sektion 3	17 Füngelng,Luke	303 m	0:11,161	97,7 km/h

	Snr.11 Ferati, Josin CHE			Snr.26 Alibaks, Renzo NLD			Snr.59 Dumhuis, Philipp DEU			Snr.38 Buus, Bastian DNK			Snr.31 Meyer Hansen, Mikkel DNK							
	theoretisch mögliche Bestzeit	Ziel	Sektion 3	theoretisch mögliche Bestzeit	Ziel	Sektion 3	theoretisch mögliche Bestzeit	Ziel	Sektion 3	theoretisch mögliche Bestzeit	Ziel	Sektion 3	theoretisch mögliche Bestzeit	Ziel	Sektion 3					
best	0:43,279	0:12,888	0:18,945	0:11,331	0:43,308	0:12,952	0:18,999	0:11,279	0:43,551	0:13,004	0:19,083	0:11,366	0:43,560	0:12,931	0:18,995	0:11,394	0:43,648	0:13,029	0:19,126	0:11,395
Runde 1	0:49,663	0:15,707	0:21,903	0:12,053	0:49,699	0:15,672	0:21,861	0:12,166	0:49,688	0:15,536	0:21,963	0:12,189	0:48,811	0:15,702	0:21,094	0:12,015	0:50,556	0:16,078	0:22,483	0:11,995
Runde 2	0:45,228	0:13,669	0:19,793	0:11,766	0:45,348	0:13,574	0:19,685	0:12,089	0:45,365	0:13,655	0:19,659	0:12,051	0:45,669	0:13,774	0:20,266	0:11,629	0:45,098	0:13,866	0:19,639	0:11,593
Runde 3	0:44,567	0:13,609	0:19,420	0:11,538	0:45,742	0:13,506	0:19,897	0:12,339	0:45,645	0:13,448	0:19,933	0:12,264	0:44,522	0:13,596	0:19,401	0:11,525	0:45,862	0:13,626	0:19,847	0:12,389
Runde 4	0:44,244	0:13,053	0:19,326	0:11,865	0:44,395	0:13,461	0:19,349	0:11,585	0:44,522	0:13,589	0:19,271	0:11,662	0:44,769	0:13,460	0:19,309	0:12,000	0:45,091	0:13,427	0:19,773	0:11,891
Runde 5	0:45,146	0:13,991	0:19,513	0:11,642	0:44,791	0:13,960	0:19,495	0:11,336	0:44,817	0:13,964	0:19,420	0:11,433	0:44,971	0:13,535	0:19,575	0:11,861	0:45,040	0:13,311	0:19,691	0:12,038
Runde 6	0:44,844	0:13,737	0:19,497	0:11,610	0:44,168	0:13,438	0:19,182	0:11,548	0:44,713	0:13,892	0:19,310	0:11,511	0:49,359	0:17,796	0:19,812	0:11,751	0:45,512	0:13,537	0:20,348	0:11,627
Runde 7	0:44,233	0:13,467	0:19,349	0:11,417	0:44,533	0:13,456	0:19,524	0:11,553	0:44,516	0:13,378	0:19,368	0:11,770	0:44,506	0:13,740	0:19,229	0:11,537	0:44,345	0:13,452	0:19,421	0:11,472
Runde 8	0:46,504	0:14,163	0:20,389	0:11,952	0:44,702	0:13,464	0:19,147	0:12,091	0:44,695	0:13,293	0:19,376	0:12,026	0:43,662	0:13,147	0:19,121	0:11,394	0:43,923	0:13,282	0:19,246	0:11,395
Runde 9	0:43,683	0:13,107	0:19,137	0:11,439	0:43,591	0:13,097	0:19,083	0:11,411	0:43,694	0:13,129	0:19,083	0:11,482	0:44,383	0:13,176	0:19,510	0:11,697	0:43,921	0:13,137	0:19,126	0:11,658
Runde 10	0:43,469	0:12,941	0:19,133	0:11,395	0:43,584	0:12,980	0:18,999	0:11,605	0:44,087	0:13,014	0:19,104	0:11,969	0:44,230	0:13,251	0:19,243	0:11,736	0:44,743	0:13,353	0:19,457	0:11,933
Runde 11	0:43,430	0:12,913	0:18,982	0:11,535	0:43,933	0:13,097	0:19,153	0:11,683	0:43,822	0:13,163	0:19,124	0:11,535	0:43,983	0:13,208	0:19,240	0:11,535	0:44,235	0:13,482	0:19,340	0:11,413
Runde 12	0:44,184	0:13,132	0:19,426	0:11,626	0:44,521	0:13,097	0:19,194	0:12,230	0:44,003	0:13,119	0:19,244	0:11,640	0:43,566	0:12,989	0:19,109	0:11,468	0:44,249	0:13,086	0:19,401	0:11,762
Runde 13	0:43,989	0:13,371	0:19,124	0:11,494	0:44,006	0:13,423	0:19,084	0:11,499	0:43,870	0:13,224	0:19,280	0:11,366	0:43,560	0:13,084	0:19,031	0:11,445	0:43,825	0:13,116	0:19,190	0:11,519
Runde 14	0:43,294	0:12,888	0:18,994	0:11,412	0:44,129	0:13,196	0:19,325	0:11,608	0:44,131	0:13,244	0:19,205	0:11,682	0:43,645	0:12,931	0:18,995	0:11,719	0:43,676	0:13,049	0:19,184	0:11,443
Runde 15	0:43,279	0:12,920	0:19,028	0:11,331	0:44,157	0:13,514	0:19,253	0:11,390	0:44,188	0:13,423	0:19,141	0:11,624	0:44,750	0:13,703	0:19,507	0:11,540	0:43,648	0:13,098	0:19,152	0:11,398
Runde 16	0:43,449	0:13,027	0:18,945	0:11,477	0:43,589	0:13,163	0:19,103	0:11,323	0:43,551	0:13,004	0:19,136	0:11,411	0:44,851	0:13,308	0:19,883	0:11,660	0:44,222	0:13,029	0:19,399	0:11,794
Runde 17	0:43,368	0:12,924	0:19,044	0:11,400	0:43,726	0:13,008	0:19,058	0:11,660	0:43,861	0:13,041	0:19,149	0:11,671	0:44,935	0:14,011	0:19,031	0:11,893	0:45,270	0:13,353	0:19,372	0:12,545
Runde 18	0:43,721	0:13,211	0:19,086	0:11,424	0:43,608	0:13,275	0:19,054	0:11,279	0:43,968	0:13,346	0:19,172	0:11,450	0:44,091	0:13,408	0:19,182	0:11,501	0:44,299	0:13,356	0:19,444	0:11,499
Runde 19	0:43,466	0:12,914	0:19,100	0:11,452	0:43,308	0:12,952	0:19,053	0:11,303	0:43,687	0:13,047	0:19,180	0:11,460	0:43,665	0:13,047	0:19,127	0:11,491	0:44,495	0:13,679	0:19,330	0:11,486
Runde 20	0:43,709	0:13,034	0:19,203	0:11,472	0:43,818	0:13,086	0:19,195	0:11,537	0:43,828	0:13,061	0:19,342	0:11,425	0:43,855	0:13,007	0:19,316	0:11,532	0:44,476	0:13,614	0:19,316	0:11,546
Runde 21	0:43,633	0:13,051	0:19,088	0:11,494	0:43,466	0:12,969	0:19,144	0:11,353	0:44,002	0:13,067	0:19,196	0:11,739	0:43,825	0:13,089	0:19,152	0:11,584	0:43,903	0:13,265	0:19,188	0:11,450
Runde 22	0:44,005	0:13,277	0:19,245	0:11,483	0:43,479	0:13,059	0:19,074	0:11,346	0:43,846	0:13,076	0:19,337	0:11,433	0:43,931	0:13,071	0:19,238	0:11,622	0:44,053	0:13,228	0:19,335	0:11,490
Runde 23	0:44,399	0:13,426	0:19,552	0:11,421	0:43,758	0:13,190	0:19,110	0:11,458	0:44,050	0:13,148	0:19,307	0:11,595	0:43,905	0:13,069	0:19,244	0:11,592	0:43,935	0:13,093	0:19,219	0:11,623


DMSB-Reglir: 208 / 2018

R 16 DKM (OK) Race 1

Die schnellsten Zeiten

Ort	Nr. Fahrername	Streckentl.	Zeit	Ø Speed
Ziel	86 Sasse,Hugo	1107 m	0:42,728	93,3 km/h
Sektion 1	86 Sasse,Hugo	329 m	0:12,768	92,8 km/h
Sektion 2	86 Sasse,Hugo	475 m	0:18,770	91,1 km/h
Sektion 3	17 Füngelng,Luke	303 m	0:11,161	97,7 km/h

	Snr.88 Schmidli,Titus-Shanghai CHE CS Racing			Snr.99 Degenbeck,Patrick DEU TB Racing Team			Snr.33 Kortelainen,Rasmus FIN KOSKI MOTORSPORT			Snr.24 Pavlitek,Matěj CZE PRAGA VMS RACING			Snr.22 Fritsch,Valentino DEU BIREL ART RACING KSW							
	theoretisch mögliche Bestzeit	Ziel	Sektion 3	theoretisch mögliche Bestzeit	Ziel	Sektion 3	theoretisch mögliche Bestzeit	Ziel	Sektion 3	theoretisch mögliche Bestzeit	Ziel	Sektion 3	theoretisch mögliche Bestzeit	Ziel	Sektion 3					
best	0:43,352	0:13,008	0:18,944	0:11,400	0:44,041	0:13,074	0:19,330	0:11,518	0:43,619	0:12,986	0:19,123	0:11,433	0:44,034	0:13,083	0:19,297	0:11,494	0:43,408	0:12,943	0:19,071	0:11,329
Runde 1	0:50,048	0:15,634	0:22,219	0:12,195	0:49,505	0:15,376	0:22,075	0:12,054	0:49,642	0:15,304	0:22,442	0:11,896	0:50,281	0:16,133	0:21,900	0:12,248	0:47,612	0:15,200	0:20,417	0:11,995
Runde 2	0:45,676	0:13,418	0:20,174	0:12,084	0:45,988	0:14,391	0:19,818	0:11,779	0:45,284	0:13,877	0:19,522	0:11,885	0:45,509	0:13,577	0:19,940	0:11,992	0:44,751	0:13,666	0:19,513	0:11,572
Runde 3	0:45,953	0:13,709	0:20,246	0:11,998	0:45,386	0:13,377	0:19,738	0:12,271	0:45,668	0:13,409	0:19,894	0:12,365	0:45,284	0:13,547	0:19,806	0:11,931	0:44,120	0:13,221	0:19,403	0:11,496
Runde 4	0:44,334	0:13,511	0:19,321	0:11,502	0:45,062	0:13,464	0:19,577	0:12,021	0:45,510	0:13,693	0:19,550	0:12,267	0:44,652	0:13,700	0:19,342	0:11,610	0:44,705	0:13,172	0:19,316	0:12,217
Runde 5	0:44,025	0:13,176	0:19,284	0:11,565	0:45,077	0:13,273	0:19,749	0:12,055	0:49,351	0:13,157	0:19,591	0:16,603	0:44,034	0:13,168	0:19,317	0:11,549	0:44,759	0:13,498	0:19,501	0:11,760
Runde 6	0:44,380	0:13,406	0:19,438	0:11,536	0:45,016	0:13,439	0:19,964	0:11,613	0:45,019	0:13,947	0:19,483	0:11,589	0:45,484	0:13,266	0:20,507	0:11,711	0:44,232	0:13,426	0:19,315	0:11,491
Runde 7	0:44,452	0:13,883	0:19,090	0:11,479	0:44,905	0:13,839	0:19,430	0:11,636	0:44,138	0:13,185	0:19,423	0:11,530	0:44,524	0:13,490	0:19,518	0:11,516	0:43,629	0:13,009	0:19,221	0:11,399
Runde 8	0:43,794	0:13,239	0:19,096	0:11,459	0:44,041	0:13,108	0:19,370	0:11,563	0:43,841	0:13,087	0:19,279	0:11,475	0:45,096	0:13,694	0:19,352	0:12,050	0:43,619	0:13,033	0:19,099	0:11,487
Runde 9	0:44,264	0:13,530	0:19,134	0:11,600	0:44,185	0:13,172	0:19,352	0:11,661	0:44,191	0:13,188	0:19,208	0:11,795	0:44,593	0:13,521	0:19,485	0:11,587	0:43,550	0:13,030	0:19,097	0:11,423
Runde 10	0:43,352	0:13,008	0:18,944	0:11,400	0:44,404	0:13,074	0:19,348	0:11,982	0:43,978	0:13,175	0:19,253	0:11,550	0:45,219	0:13,846	0:19,343	0:12,030	0:43,606	0:13,007	0:19,139	0:11,460
Runde 11	0:44,261	0:13,061	0:19,039	0:12,161	0:44,411	0:13,495	0:19,398	0:11,518	0:43,887	0:13,111	0:19,259	0:11,517	0:45,275	0:14,117	0:19,577	0:11,581	0:43,633	0:13,062	0:19,215	0:11,356
Runde 12	0:46,105	0:13,383	0:20,485	0:12,237	0:44,532	0:13,334	0:19,562	0:11,636	0:44,296	0:13,126	0:19,417	0:11,753	0:44,307	0:13,342	0:19,297	0:11,668	0:43,598	0:13,033	0:19,081	0:11,484
Runde 13	0:43,944	0:13,353	0:19,165	0:11,426	0:44,572	0:13,122	0:19,784	0:11,666	0:43,756	0:13,044	0:19,192	0:11,520	0:44,296	0:13,130	0:19,560	0:11,606	0:43,627	0:12,997	0:19,228	0:11,402
Runde 14	0:44,252	0:13,333	0:19,268	0:11,651	0:44,445	0:13,433	0:19,431	0:11,581	0:43,833	0:13,251	0:19,149	0:11,433	0:45,473	0:14,532	0:19,356	0:11,585	0:43,561	0:13,047	0:19,071	0:11,443
Runde 15	0:45,058	0:13,965	0:19,610	0:11,483	0:44,233	0:13,167	0:19,482	0:11,584	0:45,317	0:13,171	0:20,342	0:11,804	0:44,675	0:13,222	0:19,837	0:11,616	0:43,763	0:13,302	0:19,132	0:11,329
Runde 16	0:44,915	0:13,360	0:19,943	0:11,612	0:44,124	0:13,174	0:19,355	0:11,595	0:43,952	0:13,146	0:19,278	0:11,528	0:44,146	0:13,083	0:19,569	0:11,494	0:43,495	0:13,021	0:19,113	0:11,361
Runde 17	0:45,822	0:14,317	0:19,256	0:12,249	0:44,407	0:13,208	0:19,447	0:11,752	0:43,840	0:13,039	0:19,126	0:11,675	0:44,390	0:13,226	0:19,498	0:11,666	0:43,627	0:12,997	0:19,228	0:11,402
Runde 18	0:43,982	0:13,281	0:19,238	0:11,463	0:44,183	0:13,234	0:19,380	0:11,569	0:45,661	0:13,737	0:19,731	0:12,193	0:46,026	0:13,507	0:20,031	0:12,488	0:43,627	0:12,997	0:19,228	0:11,402
Runde 19	0:44,749	0:13,914	0:19,315	0:11,520	0:44,187	0:13,225	0:19,330	0:11,632	0:43,744	0:13,144	0:19,123	0:11,477	0:44,047	0:13,148	0:19,385	0:11,514	0:43,627	0:12,997	0:19,228	0:11,402
Runde 20	0:44,053	0:13,384	0:19,208	0:11,461	0:44,254	0:13,143	0:19,483	0:11,628	0:43,619	0:12,986	0:19,175	0:11,458	0:45,158	0:13,474	0:19,986	0:11,698	0:43,627	0:12,997	0:19,228	0:11,402
Runde 21	0:44,796	0:13,960	0:19,347	0:11,489	0:44,155	0:13,143	0:19,433	0:11,579	0:43,874	0:13,030	0:19,302	0:11,542	0:44,504	0:13,354	0:19,471	0:11,679	0:43,627	0:12,997	0:19,228	0:11,402
Runde 22	0:44,187	0:13,208	0:19,342	0:11,637	0:44,130	0:13,158	0:19,346	0:11,626	0:44,321	0:13,115	0:19,492	0:11,714	0:44,655	0:13,426	0:19,544	0:11,685	0:43,627	0:12,997	0:19,228	0:11,402
Runde 23	0:43,836	0:13,138	0:19,220	0:11,478	0:44,237	0:13,219	0:19,425	0:11,593	0:44,013	0:13,204	0:19,306	0:11,503	0:44,804	0:13,336	0:19,706	0:11,762	0:43,627	0:12,997	0:19,228	0:11,402



DMSB-Reglir:206/2018

R 16 DKM (OK) Race 1

Die schnellsten Zeiten

Ort	Nr. Fahrername	Zeit	Streckenl.	ø Speed
Ziel	86 Sasse,Hugo	0:42,728	1107 m	93,3 km/h
Sektion 1	86 Sasse,Hugo	0:12,768	329 m	92,8 km/h
Sektion 2	86 Sasse,Hugo	0:18,770	475 m	91,1 km/h
Sektion 3	17 Füngeling,Luke	0:11,161	303 m	97,7 km/h

	Stnr.16 Volz,Rico DEU RS-Motorsport theoretisch mögliche Bestzeit 0:43,175	Stnr.34 Saarijervi,Frans-Emil FIN KOSKI MOTORSPORT theoretisch mögliche Bestzeit 0:43,731	Stnr.10 O´dey,Levi DEU KSM Schumacher Racing Team theoretisch mögliche Bestzeit 0:44,150	Stnr.67 Karovsky,Matej CZE BIREL ART RACING KSW theoretisch mögliche Bestzeit 0:00,000
best	0:43,274 0:12,832 0:18,995 0:11,348	0:43,755 0:13,059 0:19,198 0:11,474	0:44,599 0:13,357 0:19,326 0:11,467	Ziel Sektion 1 Sektion 2 Sektion 3
Runde 1	0:48,112 0:15,707 0:20,446 0:11,959	0:49,335 0:15,645 0:21,833 0:11,857	0:46,360 0:14,561 0:19,967 0:11,832	Ziel Sektion 1 Sektion 2 Sektion 3
Runde 2	0:44,735 0:13,748 0:19,409 0:11,578	0:45,329 0:13,431 0:20,229 0:11,669	0:44,624 0:13,524 0:19,588 0:11,512	
Runde 3	0:44,849 0:13,304 0:20,011 0:11,534	0:44,591 0:13,689 0:19,232 0:11,670	0:44,599 0:13,806 0:19,326 0:11,467	
Runde 4	0:44,261 0:12,988 0:19,202 0:12,071	0:44,326 0:13,059 0:19,354 0:11,913	0:46,418 0:13,357 0:20,779 0:12,282	
Runde 5	0:44,502 0:13,557 0:19,190 0:11,755	0:44,806 0:13,806 0:19,518 0:11,482	0:19,920 0:19,708	
Runde 6	0:43,909 0:13,128 0:19,319 0:11,462	0:49,089 0:17,623 0:19,834 0:11,632		
Runde 7	0:43,654 0:13,061 0:19,176 0:11,417	0:44,097 0:13,325 0:19,292 0:11,480		
Runde 8	0:43,417 0:12,880 0:19,002 0:11,535	0:43,755 0:13,083 0:19,198 0:11,474		
Runde 9	0:43,280 0:12,919 0:18,995 0:11,366	0:44,453 0:13,337 0:19,472 0:11,644		
Runde 10	0:43,489 0:12,890 0:19,142 0:11,457	0:13,282 0:19,525		
Runde 11	0:43,832 0:13,018 0:19,290 0:11,524			
Runde 12	0:43,770 0:12,959 0:19,321 0:11,490			
Runde 13	0:43,898 0:13,236 0:19,181 0:11,481			
Runde 14	0:43,830 0:13,287 0:19,051 0:11,492			
Runde 15	0:43,799 0:13,266 0:19,132 0:11,401			
Runde 16	0:43,543 0:12,963 0:19,126 0:11,454			
Runde 17	0:43,274 0:12,832 0:19,094 0:11,348			
Runde 18				

Ranking Heats DKM (OK)

Strecke / track: 1107m

schnellste Rennrunde gefahren von Kas Haverkort aus Lauf 3 / Runde 9 in 0:42,682

Doc. 45

Pos	Str. Nr.	Fahrer / Driver	Nation	Bewerber/Sponsor	Nation	Lizenz/B-Lizenz	Chassis/Motor/Reifen	Punkte Points	Quali PUG	Lauf Heat	Pos	Punkte Points	Rn. Lp	Zeit Time	schnellste Runde fastest Lap	in Runde in Lap
1	39	Thompson, Harry	GBR	Ricky Flynn Motorsport	GBR	265302 162392	FA Kart / Vortex / Vega	0	7	2	1	0	14	10:12,765	0:42,824	11
2	30	Haverkort, Kas	NLD	Zanardi Racing Team	NLD	36154 28613	CRG / TM / Vega	2	2	3	1	0	14	10:15,690	0:42,973	9
3	86	Sasse, Hugo	DEU	TB Racing Team	DEU	IKCR 1147248 KBF 1116906	Kart Republic / Iame / Vega	5	3	1	1	0	14	10:16,100	0:42,907	9
4	17	Füngeling, Luke	DEU	Valier Motorsport	DEU	IKC 1136804 KBF 1063735	SODI / Iame / Vega	8	1	2	2	2	14	10:16,861	0:42,977	11
5	77	Tramnitz, Tim	DEU	KSM Schumacher Racing Team	DEU	IKCR 1161254 KBF 1067587	Tony Kart / Vortex / Vega	8	10	2	5	5	14	10:17,755	0:43,019	13
6	36	Van Der Helm, Tijmen	NLD	KSM Schumacher Racing Team	DEU	35964 KBF 1067587	Tony Kart / Vortex / Vega	9	4	2	4	4	14	10:16,923	0:43,258	11
7	10	O' dey, Levi	DEU	KSM Schumacher Racing Team	DEU	IKCR 1164486 KBF 1067587	Tony Kart / Vortex / Vega	12	12	3	5	5	14	10:17,535	0:43,184	11
8	19	Tröger, Niels	DEU	RTG Kartsport	DEU	IKC 1139697 KBF 1166823	CRG / Iame / Vega	13	11	1	9	9	14	10:19,948	0:43,186	11
9	6	Schaller, Marek	DEU	RTG Kartsport	DEU	IKC 1151363 KBF 1166823	CRG / Iame / Vega	14	13	2	6	6	14	10:17,364	0:43,211	13
10	49	Van Berlo, Glenn	NLD	Lennox Racing Team	ITA	36847 322955	Exprit / Vortex / Vega	18	23	3	8	8	14	10:23,236	0:43,277	9
11	16	Volz, Rico	DEU	RS-Motorsport	DEU	IKC 1154071 KBF 1104126	CRG / Iame / Vega	19	17	1	12	12	14	10:25,546	0:43,204	10
12	40	Fusen, Jan David	DEU	Solgar Motorsport	DEU	IKC 1137577 KBF 1079882	BirelArt / TM / Vega	21	16	3	7	7	14	10:17,861	0:42,934	14
13	21	Anderrüti, Leandro	CHE	Lanari Racing Team	DEU	500212 KBF 1159049	KR / Iame / Vega	21	28	2	9	9	14	10:20,153	0:43,239	10
14	22	Fritsch, Valentino	DEU	BIREL ART RACING KSW	AUT	IKB 1173038 BK 102	BirelART / Iame / Vega	24	22	2	10	10	14	10:22,460	0:43,335	14
15	38	Buus, Bastian	DNK	RS Competition	DNK	59991 36053	Tony Kart / Vortex / Vega	26	15	3	14	14	14	10:25,964	0:43,336	10
16	4	Arnold, Felix	DEU	KSM Schumacher Racing Team	DEU	IKC 1138542 KBF 1067587	Tony Kart / Vortex / Vega	27	9	1	6	6	14	10:22,625	0:43,291	13
17	12	Schulte, Maximilian	DEU	Solgar Motorsport	DEU	IKCR 1153757 KBF 1079882	BirelArt / TM / Vega	27	34	2	20	20	14	10:30,148	0:43,203	10
18	65	Brizhan, Alexey	AUT	Ward racing	SWE	C18504 102	Tony Kart / Vortex / Vega	28	21	1	10	10	14	10:25,235	0:43,184	11
19	88	Schmidli, Titus-Shanghai	CHE	CS Racing	CHE	502418 500001	Tony Kart / Vortex / Vega	30	25	2	12	12	14	10:23,486	0:43,485	6
20	14	Tröger, Tim	DEU	Mach1 Motorsport	DEU	IKC 1132554 KBF 1005514	Mach1 / Iame / Vega	31	5	3	15	15	14	10:26,042	0:43,162	11
21	8	Liwinski, David	NLD	Mach1 Motorsport	DEU	35786 KBF 1005514	Mach1 / Iame / Vega	31	6	1	7	7	14	10:22,847	0:43,152	12
22	50	Kovacs, Zsombor	HUN	KMS EUROPE KFT.	HUN	4966 804	Exprit / TM / Vega	31	8	2	24	24	6	4:30,675	0:43,723	6
23	34	Saarijärvi, Frans-Emil	FIN	KOSKI MOTORSPO	FIN	3476557 50054310	Kosmic / Vortex / Vega	33	30	1	3	3	14	10:19,592	0:43,348	13
24	11	Ferati, Jasin	CHE	KSM Schumacher Racing Team	DEU	502257 KBF 1067587	Tony Kart / Vortex / Vega	34	19	3	28	28	-	0:01,741	-	-
25	24	Pavíček, Matěj	CZE	PRAGA VMS RACING	CZE	18 AS 0060 18 AT 00031	PRAGA / TM / Vega	34	38	1	19	19	14	10:39,522	0:44,059	14
26	45	Read, Tyler	GBR	Ricky Flynn Motorsport	GBR	263149 162392	FA Alonso / Vortex / Vega	35	14	2	14	14	14	10:24,380	0:43,420	11
27	29	Skjellerup, Oliver	DNK	Robert Schlunssen	DNK	58044 36053	Tony Kart / Vortex / Vega	36	20	2	25	25	3	2:20,315	0:45,168	3
28	31	Meyer Hansen, Mikkel	DNK	Racing Motor DK	DNK	36477 03587	KALI-KART / TM / Vega	36	26	3	9	9	14	10:19,849	0:43,015	13
29	32	Dörr, Phil	DEU	TB Racing Team	DEU	IKC 1162847 KBF 1116906	Kart Republic / Parilla / Vega	36	40	1	18	18	14	10:38,552	0:43,965	9
30	67	Kacovsky, Matej	CZE	BIREL ART RACING KSW	AUT	1011 BK 102	BirelART / TM / Vega	38	27	3	16	16	14	10:30,091	0:43,692	10
31	26	Alibaks, Renzo	NLD	Zanardi Racing Team	NLD	36331 28613	Zanardi / TM / Vega	39	24	1	18	18	14	10:38,552	0:43,965	9
32	59	Damhuis, Philipp	DEU	Millennium Racing Team	DEU	IKC 1147509 KBF 1095578	Kosmic / Vortex / Vega	39	35	1	24	24	12	8:58,112	0:43,205	10
33	99	Degenbeck, Patrick	DEU	TB Racing Team	DEU	IKC 1149780 KBF 1116906	CRG / IAME / Vega	39	37	3	11	11	14	10:20,523	0:43,091	13
34	33	Kortelainen, Rasmus	FIN	KOSKI MOTORSPO	FIN	34745739 50054310	Tony Kart / Vortex / Vega	41	42	1	11	11	14	10:25,393	0:43,306	9
35	20	Linty, Etienne	ITA	EMILIA KART SRL	ITA	337697 295453	BirelART / Iame / Vega	42	18	1	11	11	14	10:25,798	0:47,651	1
36	27	Born, Miklas	CHE	Innovative Competition	CHE	505145 500033	Exprit / Vortex / Vega	43	31	1	14	14	14	10:31,731	0:43,739	13
37	23	Pros, Frantisek	CZE	PRAGA VMS RACING	CZE	18 SA0105 18 AT 00031	PRAGA / TM / Vega	45	32	3	22	22	14	10:40,303	0:43,775	8
38	15	Maisch, Luca	DEU	TB Racing Team	DEU	IKC 1154306 KBF 1116906	Kart Republic / Iame / Vega	46	33	2	18	18	14	10:31,471	0:43,299	13
39	47	Bizzotto, Leonardo	ITA	KSM Schumacher Racing Team	DEU	346670 KBF 1067587	Tony Kart / Vortex / Vega	46	36	2	27	27	-	-	-	-

Ranking Heats DKM (OK)

Strecke / track: 1107m

schnellste Rennrunde gefahren von Kas Haverkort aus Lauf 3 / Runde 9 in 0:42,682

Doc. 45

Pos	Str. Nr.	Fahrer / Driver	Nation	Bewerber/Sponsor	Nation	Linzenz/B-Lizenz	Chassis/Motor/Reifen	Punkte Points	Quali POS	Lauf Heat	Pos	Punkte Points	Rn. Lp	Zeit Time	schnellste Runde fastest Lap	in Runde in Lap
40	42	Maloney, Zane	BRB	Ricky Flynn Motorsport	GBR	376 162392	FA Kart / Vortex / Vega	46	41	1	23	23	14	10:45,114	0:43,532	14
										3	23	23	14	10:55,134	0:43,197	12
41	7	Enders, Paul	DEU	RTG Kartsport	DEU	1141749 KBF 1166823	CRG / lame / Vega	48	29	1	22	22	14	10:44,213	0:43,670	9
										3	26	26	1	0:51,125	0:47,033	1
42	64	Largim, Ali		KSB RACING TEAM	AUT	69355 Bk 002	Kosmic / Vortex / Vega	58	39	1	28	29	-	-	-	-
										2	28	29	-	-	-	-

Rennleitung: Volker Ehekircher Racedirektor: Thomas Lainer

Sportkommissare: Thomas Ferrero / Ulrich Bell / Peter Brings / Tobias Amann

Techn. Kommissare: H.-J. Dangers / A.Sengpiel / M. Grasshoff / C. Schmidt / D.Pietzko

Zeitnahme: KART-DATA timing service Franz Schieszler / Martin Summerer



17	99	TB Racing Team Degenbeck Patrick Startposition 33	17	33	KOSKI MOTORSPORT Kortelainen Rasmus Startposition 34
16	26	Zanardi Racing Team Alibaks Renzo Startposition 31	16	59	Millennium Racing Team Damhuis Philipp Startposition 52
15	32	TB Racing Team Dörr Phil Startposition 29	15	67	BIREL ART RACING KSW Kacovsky Matej Startposition 30
14	29	Robert Schlunssen Skjellerup Oliver Startposition 27	14	31	Racing Motor DK Meyer Hansen Mikkel Startposition 28
13	24	PRAGA VMS RACING Pavlíček Matěj Startposition 25	13	45	Ricky Flynn Motorsport Read Tyler Startposition 26
12	34	KOSKI MOTORSPORT Saarijärvi Frans-Emil Startposition 23	12	11	KSM Schumacher Racing Team Ferati Jasin Startposition 24
11	8	Mach1 Motorsport Liwinski David Startposition 21	11	50	KMS EUROPE KFT. Kovacs Zsombor Startposition 22
10	88	CS Racing Schmidli Titus-Shanghai Startposition 19	10	14	Mach1 Motorsport Tröger Tim Startposition 20
9	12	Solgat Motorsport Schulte Maximilian Startposition 17	9	65	Ward racing Brizhan Alexey Startposition 18
8	38	RS Competition Buus Bastian Startposition 15	8	4	KSM Schumacher Racing Team Arnold Felix Startposition 16
7	21	Lanari Racing Team Anderrüti Leandro Startposition 13	7	22	BIREL ART RACING KSW Fritsch Valentino Startposition 14
6	16	RS-Motorsport Volz Rico Startposition 11	6	40	Solgat Motorsport Fusen Jan David Startposition 12
5	6	RTG Kartsport Schaller Marek Startposition 9	5	49	Lennox Racing Team Van Berlo Glenn Startposition 10
4	10	KSM Schumacher Racing Team O'dey Levi Startposition 7	4	19	RTG Kartsport Tröger Niels Startposition 8
3	77	KSM Schumacher Racing Team Tramnitz Tim Startposition 5	3	36	KSM Schumacher Racing Team Van Der Helm Tijmen Startposition 6
2	86	TB Racing Team Sasse Hugo Startposition 3	2	17	Valier Motorsport Füngeling Luke Startposition 4
1	39	Ricky Flynn Motorsport Thompson Harry Startposition 1	1	30	Zanardi Racing Team Haverkort Kas Startposition 2


Starting Grid DKM (OK) Race 1
Rennen 16

NEU - 1 - NEW

DMSB-RegNr: 206/2018

R 12 DKM (OK) Heat 3 A <> B

Strecke / track: 1107m

fastest Lap Haverkort, Kas at: 0:42,682

started: 28 classified: 28 not classified: 0

Doc. 2.1

Pos	Str. Nr.	Fahrer Driver	Nation	Bewerber/Sponsor	Nation	Lizenz/B-Lizenz	Chassis/Motor/Reifen	Points	Runden Laps	Gesamtzeit Differenz	Abstand Gap	beste Runde best Lap	in N. in L.	o Geschw. u Speed
1	39	Thompson, Harry	GBR	Ricky Flynn Motorsport	GBR	265302 162392	FA Kart / Vortex / Vego	0	14	10:15,690		0:42,923	9	90,6 km/h 92,8 km/h
2	30	Haverkort, Kas	NLD	Zanardi Racing Team	NLD	36154 28613	CRG / TM / Vego	2	14	10:15,859 0:00,169	0:00,169	0:42,682	9	90,6 km/h 93,4 km/h
3	77	Tramnitz, Tim	DEU	KSM Schumacher Racing Team	DEU	IKCR 1161254 KBF 1067587	Tony Kart / Vortex / Vego	3	14	10:17,069 0:01,379	0:01,210	0:43,178	12	90,4 km/h 92,3 km/h
4	19	Tröger, Niels	DEU	RTG Kartsport	DEU	IKC 1139697 KBF 1166823	CRG / lame / Vego	4	14	10:17,243 0:01,353	0:00,174	0:43,116	8	90,4 km/h 92,4 km/h
5	36	Van Der Helm, Tijmen	NLD	KSM Schumacher Racing Team	DEU	55964 KBF 1067587	Tony Kart / Vortex / Vego	5	14	10:17,535 0:01,845	0:00,292	0:43,184	11	90,3 km/h 92,3 km/h
6	17	Füngeling, Luke	DEU	Valier Motorsport	DEU	IKC 1136804 KBF 1063735	SODI / lame / Vego	6	14	10:17,755 0:02,065	0:00,220	0:42,851	10	90,3 km/h 93 km/h
7	16	Volz, Rico	DEU	RS-Motorsport	DEU	IKC 1154071 KBF 1104126	CRG / lame / Vego	7	14	10:17,861 0:02,171	0:00,106	0:42,934	14	90,3 km/h 92,8 km/h
8	6	Schaller, Marek	DEU	RTG Kartsport	DEU	IKC 1151363 KBF 1166823	CRG / lame / Vego	8	14	10:18,035 0:02,245	0:00,174	0:42,971	14	90,3 km/h 92,7 km/h
9	11	Ferati, Jasin	CHE	KSM Schumacher Racing Team	DEU	502257 KBF 1067587	Tony Kart / Vortex / Vego	9	14	10:19,849 0:04,159	0:01,814	0:43,015	13	90 km/h 92,6 km/h
10	49	Van Berlo, Glenn	NLD	Lennox Racing Team	ITA	36847 322955	Exprit / Vortex / Vego	10	14	10:20,337 0:04,647	0:00,488	0:43,115	13	89,9 km/h 92,4 km/h
11	45	Read, Tyler	GBR	Ricky Flynn Motorsport	GBR	263145 162392	FA Alonso / Vortex / Vego	11	14	10:20,523 0:04,833	0:00,186	0:43,091	13	89,9 km/h 92,5 km/h
12	21	Anderüti, Leandro	CHE	Lanari Racing Team	DEU	500212 KBF 1159049	KR / lame / Vego	12	14	10:22,798 0:07,108	0:02,275	0:43,347	13	89,6 km/h 91,9 km/h
13	40	Fusen, Jan David	DEU	Solgat Motorsport	DEU	IKC 1137577 KBF 1079882	BirelArt / TM / Vego	13	14	10:25,740 0:10,050	0:02,942	0:43,207	10	89,2 km/h 92,2 km/h
14	22	Fritsch, Valentino	DEU	BIREL ART RACING KSW	AUT	IKB 1173038 BK 102	BirelART / lame / Vego	14	14	10:25,964 0:10,274	0:00,224	0:43,336	10	89,1 km/h 92 km/h
15	12	Schulte, Maximilian	DEU	Solgat Motorsport	DEU	IKCR 1153757 KBF 1079882	BirelArt / TM / Vego	15	14	10:26,042 0:10,352	0:00,078	0:43,162	11	89,1 km/h 92,3 km/h
16	24	Pavlíček, Matěj	CZE	PRAGA VMS RACING	CZE	18 AS 0060 18 AT 00031	PRAGA / TM / Vego	16	14	10:30,091 0:14,401	0:04,049	0:43,692	10	88,5 km/h 91,2 km/h
17	88	Schmidli, Titus-Shanghai	CHE	CS Racing	CHE	502418 500001	Tony Kart / Vortex / Vego	17	14	10:31,390 0:15,700	0:01,299	0:43,742	13	88,4 km/h 91,1 km/h
18	32	Dörr, Phil	DEU	TB Racing Team	DEU	IKC 1162847 KBF 116906	Kart Republic / Parilla / Vego	18	14	10:31,477 0:15,781	0:00,081	0:43,299	13	88,4 km/h 92 km/h
19	59	Damhuis, Philipp	DEU	Millennium Racing Team	DEU	IKC 1147505 KBF 1095578	Kosmic / Vortex / Vego	19	14	10:32,680 0:16,990	0:01,209	0:43,836	9	88,2 km/h 90,9 km/h
20	99	Degenbeck, Patrick	DEU	TB Racing Team	DEU	IKC 1149780 KBF 116906	CRG / IAME / Vego	20	14	10:32,841 0:17,151	0:00,161	0:43,633	9	88,2 km/h 91,3 km/h
21	27	Born, Miklas	CHE	Innovative Competition	CHE	505145 500033	Exprit / Vortex / Vego	21	14	10:33,224 0:17,534	0:00,383	0:43,576	11	88,1 km/h 91,5 km/h
22	31	Meyer Hansen, Mikkel	DNK	Racing Motor DK	DNK	36477 03587	KALL-KART / TM / Vego	22	14	10:40,303 0:24,613	0:07,079	0:43,775	8	87,1 km/h 91 km/h
23	42	Maloney, Zane	GBR	Ricky Flynn Motorsport	GBR	376 162392	FA Kart / Vortex / Vego	23	14	10:55,134 0:39,444	0:14,831	0:43,197	12	85,2 km/h 92,3 km/h
24	23	Pros, Frantisek	CZE	PRAGA VMS RACING	CZE	18 SA0105 18 AT 00031	PRAGA / TM / Vego	24	14	10:58,830 0:43,140	0:03,696	0:43,686	11	84,7 km/h 91,2 km/h
25	29	Skjellerup, Oliver	DNK	Robert Schlunssen	DNK	58044 36053	Tony Kart / Vortex / Vego	25	1	0:50,798 13 R	13 R	0:47,651	1	78,5 km/h 83,6 km/h
26	7	Enders, Paul	DEU	RTG Kartsport	DEU	IKCR 1141746 KBF 1166823	CRG / lame / Vego	26	1	0:51,125 13 R	0:00,327	0:47,033	1	78 km/h 84,7 km/h
27	14	Tröger, Tim	DEU	Mach1 Motorsport	DEU	IKC 1132554 KBF 1005514	Mach1 / lame / Vego	27	0	0:01,670 14 R		1 R		
28	50	Kovacs, Zsombor	HUN	KMS EUROPE KFT.	HUN	4966 804	Exprit / TM / Vego	28	0	0:01,741 14 R		0:00,071		

Rennleitung: Volker Ehekircher Racedirektor: Thomas Lainer
 Sportkommissare: Thomas Ferrero / Ulrich Bell / Peter Brings / Tobias Amann
 Techn. Kommissare: H.-J. Dangers / A.Sengpiel / M. Grasshoff / C. Schmidt / D.Pietzko
 Zeitnahme: KART-DATA timing service Franz Schieszler / Martin Summerer

Zeitnahme / timekeeping
 control *Schieszler*
 Franz Schieszler
 Aushangzeit : 17:40:33



DMSB-Reg.Nr.:206/2018

R 12 DKM (OK) Heat 3 A < > B

Strecke / track: 1107

Fahrename Driver	Thompson Harry	Haverkort Kas	Trammitz Tim	Tröger Niels	Van Der Helm Tijmen	Füngeling Luke	Volz Rico	Schaller Marek	Ferati Jasin	Van Berlo Glenn	Read Tyler	Anderrüti Leandro
schnellste Runde in Runde	0:42,923 Rn. 9	0:42,682 Rn. 9	0:43,178 Rn. 12	0:43,116 Rn. 8	0:43,184 Rn. 11	0:42,851 Rn. 10	0:42,934 Rn. 14	0:42,971 Rn. 14	0:43,015 Rn. 13	0:43,115 Rn. 13	0:43,091 Rn. 13	0:43,347 Rn. 13
Speed	92,8 km/h	93,4 km/h	92,3 km/h	92,4 km/h	92,3 km/h	93,0 km/h	92,8 km/h	92,7 km/h	92,6 km/h	92,4 km/h	92,5 km/h	91,9 km/h
Lap 1	0:46,537	0:47,302	0:46,984	0:47,709	0:47,055	0:47,048	0:46,717	0:47,130	0:47,518	0:47,033	0:48,086	0:47,486
Lap 2	0:44,376	0:45,453	0:44,525	0:45,193	0:44,944	0:47,110	0:45,448	0:45,504	0:45,431	0:45,577	0:45,484	0:45,921
Lap 3	0:44,353	0:44,100	0:45,039	0:44,825	0:44,508	0:44,572	0:44,927	0:45,297	0:44,605	0:45,050	0:44,679	0:45,180
Lap 4	0:44,186	0:43,941	0:44,389	0:44,461	0:44,164	0:44,744	0:44,772	0:44,648	0:44,812	0:44,212	0:44,907	0:44,284
Lap 5	0:43,645	0:43,668	0:43,750	0:43,737	0:44,104	0:44,190	0:43,850	0:43,881	0:44,561	0:44,484	0:44,245	0:43,959
Lap 6	0:43,457	0:43,190	0:43,762	0:43,323	0:43,944	0:43,164	0:43,484	0:43,403	0:44,246	0:44,092	0:44,042	0:43,701
Lap 7	0:43,258	0:42,866	0:43,499	0:43,257	0:43,649	0:43,083	0:43,154	0:43,576	0:43,570	0:43,505	0:43,415	0:43,682
Lap 8	0:43,021	0:42,952	0:43,473	0:43,116	0:43,367	0:43,364	0:43,289	0:43,575	0:43,137	0:43,417	0:43,230	0:43,637
Lap 9	0:42,923	0:42,682	0:43,291	0:43,201	0:43,279	0:43,021	0:43,179	0:43,293	0:43,347	0:43,357	0:43,915	0:43,392
Lap 10	0:43,498	0:42,942	0:43,199	0:43,243	0:43,269	0:42,851	0:43,077	0:43,260	0:43,540	0:43,554	0:43,965	0:43,439
Lap 11	0:43,593	0:43,928	0:43,241	0:43,189	0:43,184	0:42,997	0:43,135	0:43,332	0:43,375	0:43,185	0:43,206	0:43,460
Lap 12	0:43,498	0:43,467	0:43,178	0:43,117	0:43,709	0:43,375	0:44,368	0:43,274	0:43,202	0:43,120	0:43,140	0:43,451
Lap 13	0:43,704	0:43,804	0:43,321	0:43,269	0:43,247	0:43,163	0:43,127	0:43,050	0:43,015	0:43,115	0:43,091	0:43,347
Lap 14	0:44,036	0:44,016	0:43,732	0:43,698	0:43,583	0:43,605	0:42,934	0:42,971	0:43,060	0:43,157	0:43,095	0:43,683

DMSB-RegNr: 206/2018

R 12 DKM (OK) Heat 3 A < > B

Strecke / track: 1107

Fahrername Driver	Fusen Jan David	Fritsch Valentino	Schulte Maximilian	Pavířek Matěj	Schmidli Titus-Shanghai	Dörr Phil	Damhuis Philipp	Degenbeck Patrick	Born Miklas	Meyer Hansen Mikkel	Maloney Zane	Pros Frantisek
schnellste Runde in Runde	0:43,207 Rn. 10	0:43,336 Rn. 10	0:43,162 Rn. 11	0:43,692 Rn. 10	0:43,742 Rn. 13	0:43,299 Rn. 13	0:43,836 Rn. 9	0:43,633 Rn. 9	0:43,576 Rn. 11	0:43,775 Rn. 8	0:43,197 Rn. 12	0:43,686 Rn. 11
Speed	92,2 km/h	92,0 km/h	92,3 km/h	91,2 km/h	91,1 km/h	92,0 km/h	90,9 km/h	91,3 km/h	91,5 km/h	91,0 km/h	92,3 km/h	91,2 km/h
Lap 1	0:50,473	0:47,704	0:47,091	0:47,765	0:47,423	0:47,483	0:46,892	0:47,514	0:48,526	0:48,501	0:47,096	0:48,294
Lap 2	0:45,594	0:45,616	0:46,062	0:45,869	0:46,568	0:45,677	0:46,330	0:45,702	0:46,720	0:45,903	1:08,996	0:45,486
Lap 3	0:46,047	0:46,710	0:46,134	0:46,326	0:46,093	0:46,251	0:45,961	0:46,521	0:45,972	0:46,742	0:53,689	0:46,554
Lap 4	0:44,240	0:45,329	0:44,633	0:44,284	0:44,559	0:45,344	0:44,570	0:45,367	0:45,234	0:45,352	0:44,383	0:44,336
Lap 5	0:44,429	0:44,441	0:44,846	0:44,704	0:45,193	0:44,175	0:45,058	0:44,521	0:44,600	0:44,166	0:43,591	0:45,212
Lap 6	0:44,034	0:43,817	0:44,474	0:44,493	0:45,677	0:44,606	0:45,789	0:44,519	0:44,496	0:44,871	0:43,769	0:45,240
Lap 7	0:43,550	0:43,957	0:43,640	0:43,798	0:43,951	0:43,884	0:43,906	0:44,898	0:44,888	0:44,878	0:43,745	0:44,763
Lap 8	0:43,724	0:44,227	0:43,302	0:44,261	0:44,482	0:44,554	0:44,564	0:44,058	0:44,302	0:43,775	0:43,726	0:44,725
Lap 9	0:43,423	0:43,494	0:43,405	0:44,123	0:43,818	0:43,969	0:43,836	0:43,633	0:44,134	0:43,847	0:43,311	0:44,369
Lap 10	0:43,207	0:43,336	0:43,304	0:43,692	0:43,891	0:43,890	0:44,038	0:43,733	0:43,994	0:43,900	0:43,508	0:44,351
Lap 11	0:43,314	0:43,402	0:43,162	0:44,080	0:43,867	0:44,399	0:44,357	0:44,525	0:43,576	0:44,520	0:43,360	0:43,686
Lap 12	0:43,340	0:43,348	0:43,394	0:43,754	0:43,882	0:43,444	0:43,891	0:43,884	0:43,899	0:43,922	0:43,197	0:44,007
Lap 13	0:44,007	0:43,518	0:43,455	0:43,940	0:43,742	0:43,299	0:44,000	0:43,763	0:44,041	0:44,404	0:43,361	0:43,693
Lap 14	0:44,228	0:44,367	0:44,355	0:44,106	0:44,759	0:44,734	0:44,906	0:44,615	0:44,343	0:51,593	0:44,398	1:09,861



DMSB-RegNr: 206/2018

R 12 DKM (OK) Heat 3 A < > B

Strecke / track: 1107

Fahrername Driver	Skjellerup Oliver	Enders Paul	Tröger Tim	Kovacs Zsombor
schnellste Runde in Runde	0:47,651 Rn. 1	0:47,033 Rn. 1		
Speed	83,6 km/h	84,7 km/h		
Lap 1	<u>0:47,651</u>	<u>0:47,033</u>		
Lap 2				
Lap 3				
Lap 4				
Lap 5				
Lap 6				
Lap 7				
Lap 8				
Lap 9				
Lap 10				
Lap 11				
Lap 12				
Lap 13				
Lap 14				

DMSB-Reg.Nr. 206/2018

R 12 DKM (OK) Heat 3 A < > B

Ziel		Sektion 1		Sektion 2		Sektion 3	
Fahrername	Zeit	Fahrername	Zeit	Fahrername	Zeit	Fahrername	Zeit
1 30 Haverkort,Kas	0:42,682	16 Volz,Rico	0:12,735	30 Haverkort,Kas	0:18,742	17 Füngeling,Luke	0:11,136
2 17 Füngeling,Luke	0:42,851	30 Haverkort,Kas	0:12,737	39 Thompson,Harry	0:18,781	30 Haverkort,Kas	0:11,155
3 39 Thompson,Harry	0:42,923	11 Ferati,Janin	0:12,774	45 Read,Tyler	0:18,794	19 Tröger,Niels	0:11,180
4 16 Volz,Rico	0:42,934	32 Dörr,Phil	0:12,794	19 Tröger,Niels	0:18,826	40 Fussen,Jan David	0:11,212
5 6 Schaller,Marek	0:42,971	39 Thompson,Harry	0:12,804	6 Schaller,Marek	0:18,837	39 Thompson,Harry	0:11,215
6 11 Ferati,Janin	0:43,015	17 Füngeling,Luke	0:12,819	17 Füngeling,Luke	0:18,846	45 Read,Tyler	0:11,216
7 45 Read,Tyler	0:43,091	42 Maloney,Zane	0:12,828	12 Schulte,Maximilian	0:18,850	77 Trammitz,Tim	0:11,219
8 49 Van Der Helm,Glenn	0:43,115	19 Tröger,Niels	0:12,832	11 Ferati,Janin	0:18,869	36 Van Der Helm,Glenn	0:11,236
9 19 Tröger,Niels	0:43,116	6 Schaller,Marek	0:12,837	16 Volz,Rico	0:18,898	16 Volz,Rico	0:11,238
10 12 Schulte,Maximilian	0:43,162	36 Van Der Helm,Tijmen	0:12,877	49 Van Berlo,Glenn	0:18,913	49 Van Berlo,Glenn	0:11,249
11 77 Trammitz,Tim	0:43,178	49 Van Berlo,Glenn	0:12,881	36 Van Der Helm,Tijmen	0:18,926	6 Schaller,Marek	0:11,257
12 36 Van Der Helm,Tijmen	0:43,184	77 Trammitz,Tim	0:12,890	42 Maloney,Zane	0:18,963	22 Fritsch,Valentino	0:11,267
13 42 Maloney,Zane	0:43,197	22 Fritsch,Valentino	0:12,903	77 Trammitz,Tim	0:18,964	12 Schulte,Maximilian	0:11,292
14 40 Fussen,Jan David	0:43,207	21 Anderrüti,Leandro	0:12,905	40 Fussen,Jan David	0:19,003	11 Ferati,Janin	0:11,316
15 32 Dörr,Phil	0:43,299	12 Schulte,Maximilian	0:12,910	22 Fritsch,Valentino	0:19,005	31 Meyer Hansen,Mikkel	0:11,321
16 22 Fritsch,Valentino	0:43,336	27 Born,Miklas	0:12,920	32 Dörr,Phil	0:19,007	23 Pros,Framišek	0:11,335
17 21 Anderrüti,Leandro	0:43,347	45 Read,Tyler	0:12,928	21 Anderrüti,Leandro	0:19,026	59 Damhuis,Philipp	0:11,345
18 27 Born,Miklas	0:43,576	40 Fussen,Jan David	0:12,939	59 Damhuis,Philipp	0:19,084	21 Anderrüti,Leandro	0:11,353
19 99 Degenbeck,Patrick	0:43,633	88 Schmidli,Titus-Shanghai	0:12,968	27 Born,Miklas	0:19,089	99 Degenbeck,Patrick	0:11,354
20 23 Pros,Framišek	0:43,686	24 Pavlíček,Matěj	0:12,976	24 Pavlíček,Matěj	0:19,153	32 Dörr,Phil	0:11,365
21 24 Pavlíček,Matěj	0:43,692	99 Degenbeck,Patrick	0:12,983	99 Degenbeck,Patrick	0:19,161	27 Born,Miklas	0:11,387
22 88 Schmidli,Titus-Shanghai	0:43,742	31 Meyer Hansen,Mikkel	0:13,004	31 Meyer Hansen,Mikkel	0:19,167	42 Maloney,Zane	0:11,396
23 31 Meyer Hansen,Mikkel	0:43,775	23 Pros,Framišek	0:13,036	23 Pros,Framišek	0:19,186	24 Pavlíček,Matěj	0:11,454
24 59 Damhuis,Philipp	0:43,836	59 Damhuis,Philipp	0:13,145	88 Schmidli,Titus-Shanghai	0:19,203	88 Schmidli,Titus-Shanghai	0:11,455
25 7 Enders,Paul	0:47,033	7 Enders,Paul	0:13,487	7 Enders,Paul	0:19,721	7 Enders,Paul	0:11,973
26 29 Skjellerup,Oliver	0:47,651	29 Skjellerup,Oliver	0:13,635	29 Skjellerup,Oliver	0:19,767	29 Skjellerup,Oliver	0:12,030
27 14 Tröger,Tim		14 Tröger,Tim		14 Tröger,Tim		14 Tröger,Tim	
28 50 Kovacs,Zsombor		50 Kovacs,Zsombor		50 Kovacs,Zsombor		50 Kovacs,Zsombor	



DEUTSCHE KART-MEISTERSCHAFTEN 2018 27-29 / 07 / 2018

DMSB-Reglr: 206 / 2018

R 12 DKM (OK) Heat 3 A < > B

Die schnellsten Zeiten

Ort	Nr. Fahrername	Streckenl.	Zeit	Ø Speed
Ziel	30 Haverkort,Kas	1107 m	0:42,682	93,4 km/h
Sektion 1	16 Volz,Rico	329 m	0:12,735	93,0 km/h
Sektion 2	30 Haverkort,Kas	475 m	0:18,742	91,2 km/h
Sektion 3	17 Füngelting,Luke	303 m	0:11,136	98,0 km/h

	Snr.39 Thompson,Harry GBR		Snr.30 Haverkort,Kas NLD		Snr.77 Tramitz,Tim DEU		Snr.19 Träger,Niels DEU		Snr.36 Van Der Helm,Tijmen NLD			
	Ricky Flynn Motorsport		Zanardi Racing Team		KSM Schumacher Racing Team		RTG Kartsport		KSM Schumacher Racing Team			
	theoretisch mögliche Bestzeit 0:42,800		theoretisch mögliche Bestzeit 0:42,634		theoretisch mögliche Bestzeit 0:43,073		theoretisch mögliche Bestzeit 0:42,838		theoretisch mögliche Bestzeit 0:43,039			
best	Ziel	Sektion 1	Sektion 2	Sektion 3	Ziel	Sektion 1	Sektion 2	Sektion 3	Ziel	Sektion 1	Sektion 2	Sektion 3
Runde 1	0:46,537	0:14,374	0:20,268	0:11,895	0:47,302	0:14,806	0:20,608	0:11,888	0:47,709	0:15,224	0:20,547	0:11,938
Runde 2	0:44,376	0:13,384	0:19,326	0:11,666	0:45,453	0:13,871	0:20,045	0:11,537	0:45,193	0:13,540	0:19,978	0:11,675
Runde 3	0:44,353	0:13,268	0:19,220	0:11,865	0:44,100	0:13,048	0:19,119	0:11,933	0:44,825	0:13,340	0:19,371	0:12,114
Runde 4	0:44,186	0:13,200	0:19,110	0:11,876	0:43,941	0:13,181	0:19,182	0:11,578	0:44,461	0:13,318	0:19,223	0:11,920
Runde 5	0:43,645	0:13,164	0:19,121	0:11,360	0:43,668	0:13,128	0:19,155	0:11,385	0:43,737	0:13,277	0:19,162	0:11,298
Runde 6	0:43,457	0:12,906	0:18,936	0:11,615	0:43,190	0:12,877	0:18,958	0:11,355	0:43,323	0:13,013	0:18,987	0:11,323
Runde 7	0:43,258	0:12,994	0:18,910	0:11,354	0:42,866	0:12,860	0:18,742	0:11,264	0:43,257	0:13,063	0:18,939	0:11,255
Runde 8	0:43,021	0:12,900	0:18,894	0:11,227	0:42,952	0:12,880	0:18,832	0:11,240	0:43,116	0:12,912	0:18,826	0:11,378
Runde 9	0:42,923	0:12,804	0:18,781	0:11,338	0:42,682	0:12,760	0:18,767	0:11,155	0:43,201	0:12,875	0:18,974	0:11,352
Runde 10	0:43,498	0:12,919	0:19,364	0:11,215	0:42,942	0:12,737	0:18,955	0:11,250	0:43,243	0:13,009	0:18,931	0:11,303
Runde 11	0:43,593	0:12,851	0:19,374	0:11,368	0:43,928	0:12,914	0:19,638	0:11,376	0:43,189	0:12,951	0:18,880	0:11,358
Runde 12	0:43,498	0:13,240	0:19,038	0:11,220	0:43,467	0:13,248	0:19,025	0:11,194	0:43,117	0:13,092	0:18,845	0:11,180
Runde 13	0:43,704	0:13,179	0:19,021	0:11,504	0:43,804	0:13,181	0:19,031	0:11,592	0:43,269	0:12,882	0:19,011	0:11,426
Runde 14	0:44,036	0:13,242	0:19,151	0:11,643	0:44,016	0:13,169	0:19,175	0:11,672	0:43,698	0:13,041	0:19,220	0:11,437



DEUTSCHE KART-MEISTERSCHAFTEN 2018 27-29 / 07 / 2018

DMSB-Reglir:208/2018

R 12 DKM (OK) Heat 3 A < > B

Die schnellsten Zeiten

Ort	Nr. Fahrername	Streckenl.	Zeit	Ø Speed
Ziel	30 Haverkort,Kas	1107 m	0:42,682	93,4 km/h
Sektion 1	16 Volz,Rico	329 m	0:12,735	93,0 km/h
Sektion 2	30 Haverkort,Kas	475 m	0:18,742	91,2 km/h
Sektion 3	17 Füngeling,Luke	303 m	0:11,136	98,0 km/h

	Stnr.17 Füngeling,Luke DEU Valier Motorsport		Stnr.16 Volz,Rico DEU RS-Motorsport		Stnr.6 Schaller,Marek DEU RTG Kartsport		Stnr.11 Ferati,Justin CHE KSM Schumacher Racing Team		Stnr.49 Van Berlo,Glenn NLD Lennox Racing Team											
	theoretisch mögliche Bestzeit	Ziel	theoretisch mögliche Bestzeit	Ziel	theoretisch mögliche Bestzeit	Ziel	theoretisch mögliche Bestzeit	Ziel	theoretisch mögliche Bestzeit	Ziel										
best	0:42,851	0:12,819	0:18,846	0:11,136	0:42,934	0:12,735	0:18,898	0:11,238	0:42,971	0:12,837	0:18,837	0:11,257	0:43,015	0:12,774	0:18,869	0:11,316	0:43,115	0:12,881	0:18,913	0:11,249
Runde 1	0:47,048	0:14,397	0:20,453	0:12,198	0:46,717	0:14,448	0:20,431	0:11,838	0:47,130	0:14,831	0:20,391	0:11,908	0:47,518	0:14,926	0:20,812	0:11,780	0:47,033	0:14,570	0:20,575	0:11,888
Runde 2	0:47,110	0:14,059	0:21,079	0:11,972	0:45,448	0:13,851	0:20,051	0:11,546	0:45,504	0:13,858	0:20,018	0:11,628	0:45,431	0:13,422	0:19,934	0:12,075	0:45,577	0:13,710	0:19,756	0:12,111
Runde 3	0:44,572	0:13,311	0:19,380	0:11,881	0:44,927	0:13,442	0:19,270	0:12,215	0:45,297	0:13,349	0:19,316	0:12,632	0:44,605	0:13,219	0:19,273	0:12,113	0:45,050	0:13,526	0:19,597	0:11,927
Runde 4	0:44,744	0:13,428	0:19,352	0:11,964	0:44,772	0:13,579	0:19,290	0:11,903	0:44,648	0:13,440	0:19,353	0:11,855	0:44,812	0:13,379	0:19,462	0:11,971	0:44,212	0:13,255	0:19,286	0:11,671
Runde 5	0:44,190	0:13,438	0:19,202	0:11,550	0:43,850	0:13,286	0:19,102	0:11,462	0:43,881	0:13,329	0:19,200	0:11,352	0:44,561	0:13,795	0:19,221	0:11,545	0:44,484	0:13,496	0:19,562	0:11,426
Runde 6	0:43,164	0:12,871	0:19,048	0:11,245	0:43,484	0:12,909	0:19,070	0:11,505	0:43,403	0:12,959	0:19,079	0:11,365	0:44,246	0:13,502	0:19,157	0:11,587	0:43,505	0:13,106	0:19,126	0:11,645
Runde 7	0:43,083	0:12,877	0:18,902	0:11,304	0:43,154	0:12,907	0:18,923	0:11,324	0:43,576	0:13,129	0:19,087	0:11,328	0:43,137	0:12,847	0:18,974	0:11,316	0:43,417	0:12,976	0:19,071	0:11,370
Runde 8	0:43,364	0:13,024	0:19,018	0:11,322	0:43,289	0:12,849	0:19,015	0:11,425	0:43,575	0:13,267	0:18,980	0:11,316	0:43,347	0:12,962	0:19,033	0:11,352	0:43,357	0:12,974	0:19,028	0:11,355
Runde 9	0:43,021	0:12,894	0:18,846	0:11,281	0:43,179	0:12,785	0:19,067	0:11,327	0:43,293	0:12,964	0:19,013	0:11,316	0:43,347	0:12,962	0:19,033	0:11,352	0:43,357	0:12,974	0:19,028	0:11,355
Runde 10	0:42,851	0:12,840	0:18,864	0:11,147	0:43,077	0:12,864	0:18,953	0:11,260	0:43,260	0:12,984	0:18,975	0:11,301	0:43,540	0:13,111	0:19,096	0:11,333	0:43,554	0:13,116	0:19,106	0:11,332
Runde 11	0:42,997	0:12,858	0:18,926	0:11,213	0:43,135	0:12,856	0:18,996	0:11,283	0:43,332	0:13,042	0:18,911	0:11,379	0:43,375	0:12,965	0:18,945	0:11,465	0:43,185	0:12,919	0:18,985	0:11,331
Runde 12	0:43,375	0:13,128	0:19,111	0:11,136	0:44,368	0:13,176	0:19,954	0:11,238	0:43,274	0:12,950	0:19,003	0:11,321	0:43,202	0:12,948	0:18,880	0:11,374	0:43,120	0:12,892	0:18,979	0:11,249
Runde 13	0:43,163	0:12,819	0:18,929	0:11,415	0:43,127	0:12,939	0:18,930	0:11,258	0:43,050	0:12,937	0:18,856	0:11,257	0:43,015	0:12,774	0:18,911	0:11,330	0:43,115	0:12,881	0:18,916	0:11,318
Runde 14	0:43,605	0:12,865	0:18,956	0:11,784	0:42,934	0:12,735	0:18,898	0:11,301	0:42,971	0:12,837	0:18,837	0:11,297	0:43,060	0:12,790	0:18,869	0:11,401	0:43,157	0:12,905	0:18,913	0:11,339

DMSB-Reglir: 208 / 2018

R 12 DKM (OK) Heat 3 A < > B

Die schnellsten Zeiten

Ort	Nr. Fahrername	Streckenl.	Zeit	Ø Speed
Ziel	30 Haverkort,Kas	1107 m	0:42,682	93,4 km/h
Sektion 1	16 Volz,Rico	329 m	0:12,735	93,0 km/h
Sektion 2	30 Haverkort,Kas	475 m	0:18,742	91,2 km/h
Sektion 3	17 Füngeling,Luke	303 m	0:11,136	98,0 km/h

	Snr.45 Reed,Tyler GBR	Snr.21 Anderrüti,Leandro CHE	Snr.40 Fussen,Jan David DEU	Snr.22 Fritsch,Valentino DEU	Snr.12 Schulte,Maximilian DEU
	Ricky Flynn Motorsport theoretisch mögliche Bestzeit 0:42,938	Lanari Racing Team theoretisch mögliche Bestzeit 0:43,284	Solgart Motorsport theoretisch mögliche Bestzeit 0:43,154	BIREL ART RACING KSW theoretisch mögliche Bestzeit 0:43,175	Solgart Motorsport theoretisch mögliche Bestzeit 0:43,052
best	Ziel Sektion 1 Sektion 2 Sektion 3 0:43,091 0:12,928 0:18,794 0:11,216	Ziel Sektion 1 Sektion 2 Sektion 3 0:43,347 0:12,905 0:19,026 0:11,353	Ziel Sektion 1 Sektion 2 Sektion 3 0:43,207 0:12,939 0:19,003 0:11,212	Ziel Sektion 1 Sektion 2 Sektion 3 0:43,336 0:12,903 0:19,005 0:11,267	Ziel Sektion 1 Sektion 2 Sektion 3 0:43,162 0:12,910 0:18,850 0:11,292
Runde 1	0:48,086 0:15,727 0:20,526 0:11,833	0:47,486 0:14,470 0:20,826 0:12,190	0:50,473 0:17,510 0:20,748 0:12,215	0:47,704 0:15,100 0:20,587 0:12,017	0:47,091 0:14,247 0:20,565 0:12,279
Runde 2	0:45,484 0:13,504 0:19,911 0:12,069	0:45,921 0:13,582 0:19,863 0:12,476	0:45,594 0:13,624 0:19,750 0:12,220	0:45,616 0:13,590 0:19,825 0:12,201	0:46,062 0:13,804 0:19,911 0:12,347
Runde 3	0:44,679 0:13,507 0:19,292 0:11,880	0:45,180 0:13,287 0:19,536 0:12,357	0:46,047 0:13,992 0:19,896 0:12,159	0:46,710 0:13,519 0:19,582 0:13,609	0:46,134 0:14,166 0:19,734 0:12,234
Runde 4	0:44,907 0:13,620 0:19,217 0:12,070	0:44,284 0:13,481 0:19,317 0:11,486	0:44,240 0:13,246 0:19,414 0:11,580	0:45,329 0:13,934 0:19,397 0:11,998	0:44,633 0:13,630 0:19,352 0:11,651
Runde 5	0:44,245 0:13,587 0:19,150 0:11,508	0:43,959 0:13,110 0:19,414 0:11,435	0:44,429 0:13,395 0:19,544 0:11,490	0:44,441 0:13,581 0:19,418 0:11,442	0:44,846 0:13,554 0:19,873 0:11,419
Runde 6	0:44,042 0:13,306 0:19,203 0:11,533	0:43,701 0:12,954 0:19,127 0:11,620	0:44,034 0:13,156 0:19,383 0:11,495	0:43,817 0:13,103 0:19,173 0:11,541	0:44,474 0:13,422 0:19,291 0:11,761
Runde 7	0:43,415 0:13,053 0:19,047 0:11,315	0:43,682 0:13,033 0:19,160 0:11,489	0:43,550 0:13,127 0:19,003 0:11,420	0:43,957 0:13,222 0:19,168 0:11,567	0:43,640 0:13,001 0:18,985 0:11,654
Runde 8	0:43,230 0:12,928 0:18,927 0:11,375	0:43,637 0:12,958 0:19,137 0:11,542	0:43,724 0:13,053 0:19,239 0:11,432	0:44,227 0:13,086 0:19,767 0:11,374	0:43,302 0:12,998 0:19,005 0:11,299
Runde 9	0:43,915 0:13,413 0:19,128 0:11,374	0:43,392 0:13,012 0:19,026 0:11,354	0:43,423 0:12,939 0:19,225 0:11,259	0:43,494 0:12,972 0:19,255 0:11,267	0:43,405 0:13,092 0:19,013 0:11,300
Runde 10	0:43,965 0:13,566 0:18,969 0:11,430	0:43,439 0:12,906 0:19,097 0:11,436	0:43,207 0:12,963 0:19,032 0:11,212	0:43,336 0:12,955 0:19,090 0:11,291	0:43,304 0:12,999 0:19,013 0:11,292
Runde 11	0:43,206 0:13,066 0:18,924 0:11,216	0:43,460 0:12,922 0:19,127 0:11,411	0:43,314 0:13,013 0:19,033 0:11,268	0:43,402 0:13,096 0:19,021 0:11,285	0:43,162 0:12,910 0:18,950 0:11,302
Runde 12	0:43,140 0:13,072 0:18,794 0:11,274	0:43,451 0:12,963 0:19,048 0:11,440	0:43,340 0:13,037 0:19,076 0:11,227	0:43,348 0:12,903 0:19,005 0:11,440	0:43,394 0:13,214 0:18,850 0:11,330
Runde 13	0:43,091 0:12,931 0:18,857 0:11,303	0:43,347 0:12,905 0:19,089 0:11,353	0:44,007 0:12,981 0:19,305 0:11,721	0:43,518 0:13,026 0:19,061 0:11,431	0:43,455 0:13,025 0:19,023 0:11,407
Runde 14	0:43,095 0:13,003 0:18,847 0:11,245	0:43,683 0:12,933 0:19,149 0:11,601	0:44,228 0:13,354 0:19,330 0:11,544	0:44,367 0:13,660 0:19,234 0:11,473	0:44,355 0:13,672 0:19,222 0:11,461



DMSB-Reglir:208/2018

R 12 DKM (OK) Heat 3 A < > B

Die schnellsten Zeiten

Ort	Nr. Fahrername	Streckenl.	Zeit	Ø Speed
Ziel	30 Hovekort,Kas	1107 m	0:42,682	93,4 km/h
Sektion 1	16 Volz,Rico	329 m	0:12,735	93,0 km/h
Sektion 2	30 Hovekort,Kas	475 m	0:18,742	91,2 km/h
Sektion 3	17 Füngelng,Luke	303 m	0:11,136	98,0 km/h

Snr.24 Pavíček,Matej CZE PRAGA VMS RACING		Snr.88 Schmidli,Tinus-Shanghai CHE CS Racing		Snr.32 Dörr,Phil DEU TB Racing Team		Snr.59 Damhuis,Philipp DEU Millennium Racing Team		Snr.99 Degenbeck,Patrick DEU TB Racing Team								
theoretisch mögliche Bestzeit 0:43,583		theoretisch mögliche Bestzeit 0:43,626		theoretisch mögliche Bestzeit 0:43,166		theoretisch mögliche Bestzeit 0:43,574		theoretisch mögliche Bestzeit 0:43,498								
Ziel	Sektion 1	Sektion 2	Sektion 3	Ziel	Sektion 1	Sektion 2	Sektion 3	Ziel	Sektion 1	Sektion 2	Sektion 3					
best	0:43,692	0:12,976	0:19,153	0:11,454	0:43,742	0:12,968	0:19,203	0:11,455	0:43,836	0:13,145	0:19,084	0:11,345	0:43,633	0:12,983	0:19,161	0:11,354
Runde 1	0:47,765	0:14,861	0:20,710	0:12,194	0:47,423	0:14,712	0:20,762	0:11,949	0:46,892	0:14,234	0:20,454	0:12,204	0:47,514	0:14,317	0:21,099	0:12,098
Runde 2	0:45,869	0:14,012	0:19,888	0:11,969	0:46,568	0:13,971	0:19,558	0:13,039	0:46,330	0:13,647	0:20,301	0:12,382	0:45,702	0:13,750	0:20,053	0:11,899
Runde 3	0:46,326	0:13,858	0:20,083	0:12,385	0:46,093	0:14,295	0:19,763	0:12,035	0:45,961	0:14,138	0:19,708	0:12,115	0:46,521	0:13,891	0:20,342	0:12,288
Runde 4	0:44,284	0:13,357	0:19,374	0:11,553	0:44,559	0:13,276	0:19,422	0:11,861	0:44,570	0:13,593	0:19,420	0:11,557	0:45,367	0:13,481	0:20,266	0:11,620
Runde 5	0:44,704	0:13,467	0:19,782	0:11,455	0:45,193	0:13,603	0:20,090	0:11,500	0:45,058	0:13,830	0:19,756	0:11,472	0:44,521	0:13,625	0:19,460	0:11,436
Runde 6	0:44,493	0:13,327	0:19,215	0:11,951	0:45,677	0:13,584	0:19,277	0:12,816	0:45,789	0:14,122	0:19,602	0:12,065	0:44,519	0:13,106	0:19,416	0:11,997
Runde 7	0:43,798	0:12,998	0:19,195	0:11,605	0:43,951	0:13,076	0:19,256	0:11,619	0:43,906	0:13,204	0:19,189	0:11,513	0:44,898	0:13,483	0:19,772	0:11,643
Runde 8	0:44,261	0:13,121	0:19,153	0:11,987	0:44,482	0:13,419	0:19,319	0:11,744	0:44,564	0:13,589	0:19,254	0:11,721	0:44,058	0:13,263	0:19,381	0:11,414
Runde 9	0:44,123	0:13,126	0:19,390	0:11,607	0:43,818	0:13,111	0:19,245	0:11,462	0:43,836	0:13,347	0:19,090	0:11,399	0:43,633	0:13,030	0:19,216	0:11,387
Runde 10	0:43,692	0:12,976	0:19,244	0:11,472	0:43,891	0:13,104	0:19,259	0:11,528	0:44,038	0:13,278	0:19,278	0:11,482	0:43,733	0:12,983	0:19,216	0:11,534
Runde 11	0:44,080	0:12,981	0:19,514	0:11,585	0:43,867	0:12,968	0:19,320	0:11,579	0:44,357	0:13,493	0:19,519	0:11,345	0:44,525	0:13,383	0:19,607	0:11,535
Runde 12	0:43,754	0:12,983	0:19,317	0:11,454	0:43,882	0:13,205	0:19,203	0:11,474	0:43,891	0:13,413	0:19,103	0:11,375	0:43,884	0:13,295	0:19,201	0:11,388
Runde 13	0:43,940	0:13,002	0:19,459	0:11,479	0:43,742	0:13,066	0:19,221	0:11,455	0:44,000	0:13,145	0:19,084	0:11,771	0:43,763	0:13,248	0:19,161	0:11,354
Runde 14	0:44,106	0:13,164	0:19,442	0:11,500	0:44,759	0:13,546	0:19,542	0:11,671	0:44,906	0:13,481	0:19,814	0:11,611	0:44,615	0:13,170	0:19,783	0:11,662



R 12 DKM (DK) Heat 3 A < > B

Die schnellsten Zeiten

Ort	Nr. Fahrername	Streckl.	Zeit	Ø Speed
Ziel	30 Hovekort,Kas	1107 m	0:42,682	93,4 km/h
Sektion 1	16 Volz,Rico	329 m	0:12,735	93,0 km/h
Sektion 2	30 Hovekort,Kas	475 m	0:18,742	91,2 km/h
Sektion 3	17 Füngeling,Luke	303 m	0:11,136	98,0 km/h

	Smr.27 Born,Miklas CHE Innovative Competition theoretisch mögliche Bestzeit 0:43,396	Smr.31 Meyer Hansen,Mikkel DNK Racing Motor DK theoretisch mögliche Bestzeit 0:43,492	Smr.42 Maloney,Zane BRB Ricky Flynn Motorsport theoretisch mögliche Bestzeit 0:43,187	Smr.23 Pros,Framtšek CZE PRAGA VMS RACING theoretisch mögliche Bestzeit 0:43,557	Smr.29 Skjellerup,Oliver DNK Robert Schlunssen theoretisch mögliche Bestzeit 0:45,432
best	0:43,576 0:12,920 0:19,089 0:11,387	0:43,775 0:13,004 0:19,167 0:11,321	0:43,197 0:12,828 0:18,963 0:11,396	0:43,686 0:13,036 0:19,186 0:11,335	0:47,651 0:13,635 0:19,767 0:12,030
Runde 1	0:48,526 0:15,305 0:21,019 0:12,202	0:48,501 0:15,030 0:21,030 0:12,441	0:47,096 0:14,141 0:20,570 0:12,385	0:48,294 0:15,009 0:20,823 0:12,462	0:47,651 0:14,800 0:20,821 0:12,030
Runde 2	0:46,770 0:14,123 0:20,354 0:12,243	0:45,903 0:14,138 0:19,782 0:11,983	1:08,996 0:13,404 0:19,736 0:35,856	0:45,486 0:13,481 0:19,704 0:12,301	0:47,651 0:14,800 0:20,821 0:12,030
Runde 3	0:45,972 0:13,542 0:20,033 0:12,397	0:46,742 0:14,036 0:20,318 0:12,388	0:53,689 0:22,035 0:19,688 0:11,966	0:46,554 0:14,323 0:19,818 0:12,413	0:47,651 0:14,800 0:20,821 0:12,030
Runde 4	0:45,234 0:13,297 0:20,231 0:11,706	0:45,352 0:13,469 0:20,267 0:11,616	0:44,383 0:13,307 0:19,448 0:11,628	0:44,336 0:13,418 0:19,225 0:11,693	0:47,651 0:14,800 0:20,821 0:12,030
Runde 5	0:44,600 0:13,583 0:19,437 0:11,580	0:44,166 0:13,270 0:19,417 0:11,479	0:43,591 0:13,030 0:19,096 0:11,465	0:45,212 0:13,545 0:20,020 0:11,647	0:47,651 0:14,800 0:20,821 0:12,030
Runde 6	0:44,496 0:13,085 0:19,269 0:12,142	0:44,871 0:13,437 0:19,510 0:11,924	0:43,769 0:12,964 0:19,210 0:11,595	0:45,240 0:13,358 0:19,389 0:12,493	0:47,651 0:14,800 0:20,821 0:12,030
Runde 7	0:44,888 0:13,269 0:19,990 0:11,629	0:44,878 0:13,410 0:19,988 0:11,480	0:43,745 0:13,180 0:19,127 0:11,438	0:44,763 0:13,522 0:19,715 0:11,526	0:47,651 0:14,800 0:20,821 0:12,030
Runde 8	0:44,302 0:13,159 0:19,571 0:11,572	0:43,775 0:13,187 0:19,267 0:11,321	0:43,726 0:13,172 0:19,071 0:11,483	0:44,725 0:13,512 0:19,740 0:11,473	0:47,651 0:14,800 0:20,821 0:12,030
Runde 9	0:44,134 0:13,153 0:19,594 0:11,387	0:43,847 0:13,272 0:19,188 0:11,387	0:43,311 0:12,899 0:18,993 0:11,419	0:44,369 0:13,054 0:19,302 0:12,013	0:47,651 0:14,800 0:20,821 0:12,030
Runde 10	0:43,994 0:13,177 0:19,248 0:11,569	0:43,900 0:13,004 0:19,388 0:11,508	0:43,508 0:13,030 0:19,044 0:11,434	0:44,351 0:13,560 0:19,289 0:11,502	0:47,651 0:14,800 0:20,821 0:12,030
Runde 11	0:43,576 0:12,920 0:19,089 0:11,567	0:44,520 0:13,327 0:19,619 0:11,574	0:43,360 0:12,878 0:19,086 0:11,396	0:43,686 0:13,086 0:19,315 0:11,335	0:47,651 0:14,800 0:20,821 0:12,030
Runde 12	0:43,899 0:13,135 0:19,270 0:11,494	0:43,922 0:13,290 0:19,167 0:11,465	0:43,197 0:12,835 0:18,963 0:11,399	0:44,007 0:13,196 0:19,403 0:11,408	0:47,651 0:14,800 0:20,821 0:12,030
Runde 13	0:44,041 0:13,281 0:19,276 0:11,484	0:44,404 0:13,701 0:19,225 0:11,478	0:43,361 0:12,828 0:18,988 0:11,545	0:43,693 0:13,100 0:19,186 0:11,407	0:47,651 0:14,800 0:20,821 0:12,030
Runde 14	0:44,343 0:13,161 0:19,676 0:11,506	0:51,593 0:13,287 0:22,993 0:15,313	0:44,398 0:13,042 0:19,643 0:11,713	1:09,861 0:13,239 0:44,628 0:11,994	0:47,651 0:14,800 0:20,821 0:12,030



R 12 DKM (OK) Heat 3 A < > B

Die schnellsten Zeiten

Ort	Nr. Fahrername	Zeit	Streckenl.	ø Speed
Ziel	30 Haverkort,Kas	0:42,682	1107 m	93,4 km/h
Sektion 1	16 Voltz,Rico	0:12,735	329 m	93,0 km/h
Sektion 2	30 Haverkort,Kas	0:18,742	475 m	91,2 km/h
Sektion 3	17 Füngeling,Luke	0:11,136	303 m	98,0 km/h

Smr.7 Enders,Paul DEU RTG Kartsport theoretisch mögliche Bestzeit 0:45,181 Ziel Sektion 1 Sektion 2 Sektion 3 best 0:47,033 0:13,487 0:19,721 0:11,973 Runde 1 0:47,033 0:14,331 0:20,729 0:11,973 Runde 2 0:13,487 0:19,721	Smr.14 Träger,Tim DEU Mach1 Motorsport theoretisch mögliche Bestzeit 0:00,000 Ziel Sektion 1 Sektion 2 Sektion 3	Smr.50 Kovacs,Zsombor HUN KMS EUROPE KFT. theoretisch mögliche Bestzeit 0:00,000 Ziel Sektion 1 Sektion 2 Sektion 3	Ziel Sektion 1 Sektion 2 Sektion 3
----------------------------------------------------------------------------------------------------------------------------------------------------------------------------------------------------------------------------------------------------------	-------------------------------------------------------------------------------------------------------------------------------------	----------------------------------------------------------------------------------------------------------------------------------------	------------------------------------

NEU - 1 - NEW

DMSB-RegNr: 206/2018

R 7 DKM (OK) Heat 2 A <> C

Strecke / track: 1107m

fastest Lap Thompson, Harry at: 0:42,824

started: 26 classified: 26 not classified: 0 not started: 2

Doc. 2.1

Pos	Stf. Nr.	Fahrer Driver	Nation	Bewerber/Sponsor	Nation	Lizenz/B-Lizenz	Chassis/Motor/Reifen	Points	Runden Laps	Gesamtzeit Differenz	Abstand Gap	beste Runde best Lap	in N. in L.	o Geschw. n Speed
1	39	Thompson, Harry	GBR	Ricky Flynn Motorsport	GBR	265302 162392	FA Kart / Vortex / Vego	0	14	10:12,765		0:42,824	11	91,1 km/h 93,1 km/h
2	17	Füngeling, Luke	DEU	Valier Motorsport	DEU	IKC 1136804 KBF 1063735	SODI / Iame / Vego	2	14	10:13,092 0:00,327	0:00,327	0:42,873	11	91 km/h 93 km/h
3	86	Sasse, Hugo	DEU	TB Racing Team	DEU	IKCR 1147248 KBF 1116906	Kart Republic / Iame / Vego	3	14	10:15,945 0:03,180	0:02,853	0:43,077	13	90,4 km/h 92,5 km/h
4	36	Van Der Helm, Tijmen	NLD	KSM Schumacher Racing Team	DEU	35964 KBF 1067587	Tony Kart / Vortex / Vego	4	14	10:16,923 0:04,158	0:00,978	0:43,258	11	90,4 km/h 92,1 km/h
5	77	Tramitz, Tim	DEU	KSM Schumacher Racing Team	DEU	IKCR 1161254 KBF 1067587	Tony Kart / Vortex / Vego	5	14	10:17,178 0:04,413	0:00,255	0:43,019	13	90,4 km/h 92,4 km/h
6	6	Schaller, Marek	DEU	RTG Kartsport	DEU	IKC 1151363 KBF 1166823	CRG / Iame / Vego	6	14	10:17,264 0:04,599	0:00,186	0:43,211	13	90,4 km/h 92,2 km/h
7	10	O'dey, Levi	DEU	KSM Schumacher Racing Team	DEU	IKCR 1164488 KBF 1067587	Tony Kart / Vortex / Vego	7	14	10:18,392 0:05,627	0:01,028	0:43,110	11	90,2 km/h 92,4 km/h
8	40	Fusen, Jan David	DEU	Solgat Motorsport	DEU	IKC 1137577 KBF 1079882	BirelArt / TM / Vego	8	14	10:18,502 0:05,737	0:00,110	0:43,123	9	90,2 km/h 92,4 km/h
9	21	Anderrüti, Leandro	CHE	Lanari Racing Team	DEU	500212 KBF 1159049	KR / Iame / Vego	9	14	10:20,153 0:07,388	0:01,651	0:43,239	10	90 km/h 92,2 km/h
10	22	Fritsch, Valentino	DEU	BIREL ART RACING KSW	AUT	IKB 1173038 BK 102	BirelART / Iame / Vego	10	14	10:22,460 0:09,695	0:02,307	0:43,335	14	89,5 km/h 92 km/h
11	67	Kacovsky, Matej	CZE	BIREL ART RACING KSW	AUT	1011 BK 102	BirelART / TM / Vego	11	14	10:23,278 0:10,513	0:00,818	0:43,505	6	89,5 km/h 91,6 km/h
12	12	Schulte, Maximilian	DEU	Solgat Motorsport	DEU	IKCR 1153757 KBF 1079882	Birel Art / TM / Vego	12	14	10:23,486 0:10,721	0:00,208	0:43,485	6	89,5 km/h 91,6 km/h
13	88	Schmidli, Titus-Shanghai	CHE	CS Racing	CHE	502418 500001	Tony Kart / Vortex / Vego	13	14	10:24,225 0:11,460	0:00,739	0:43,504	6	89,4 km/h 91,6 km/h
14	34	Saarijärvi, Frans-Emil	FIN	KOSKI MOTORSPORT	FIN	34765557 50054310	Kosmic / Vortex / Vego	14	14	10:24,380 0:11,615	0:00,155	0:43,420	11	89,4 km/h 91,8 km/h
15	65	Brizhan, Alexey	AUT	Ward racing	SWE	C18504 102	Tony Kart / Vortex / Vego	15	14	10:24,601 0:11,836	0:00,221	0:43,537	7	89,3 km/h 91,5 km/h
16	20	Linty, Etienne	ITA	EMILIA KART SRL	ITA	337697 295453	BirelART / Iame / Vego	16	14	10:24,965 0:12,200	0:00,364	0:43,272	6	89,3 km/h 92,1 km/h
17	4	Arnold, Felix	DEU	KSM Schumacher Racing Team	DEU	IKA 1138542 KBF 1067587	Tony Kart / Vortex / Vego	17	14	10:25,235 0:12,470	0:00,270	0:43,263	10	89,2 km/h 92,1 km/h
18	32	Dörr, Phil	DEU	TB Racing Team	DEU	IKC 1162847 KBF 1116906	Kart Republic / Parilla / Vego	18	14	10:27,239 0:14,474	0:02,004	0:43,457	14	88,9 km/h 91,7 km/h
19	99	Degenbeck, Patrick	DEU	TB Racing Team	DEU	IKC 1149780 KBF 1116906	CRG / IAME / Vego	19	14	10:27,723 0:14,958	0:00,484	0:43,441	13	88,9 km/h 91,7 km/h
20	38	Buus, Bastian	DNK	RS Competition	DNK	59991 36053	Tony Kart / Vortex / Vego	20	14	10:30,148 0:17,383	0:02,425	0:43,203	10	88,5 km/h 92,2 km/h
21	15	Maisch, Luca	DEU	TB Racing Team	DEU	IKC 1154306 KBF 1116906	Kart Republic / Iame / Vego	21	14	10:30,409 0:17,644	0:00,261	0:43,240	13	88,5 km/h 92,2 km/h
22	27	Born, Miklas	CHE	Innovative Competition	CHE	505145 500033	Exprit / Vortex / Vego	22	14	10:34,001 0:21,236	0:03,592	0:43,724	12	88 km/h 91,1 km/h
23	26	Alibaks, Renzo	NLD	Zanardi Racing Team	NLD	36331 28613	Zanardi / TM / Vego	23	13	10:14,258 1 R	1 R	0:43,590	10	84,3 km/h 91,4 km/h
24	8	Liwinski, David	NLD	Mach1 Motorsport	DEU	35786 KBF 1005514	Mach1 / Iame / Vego	24	6	4:30,675 8 R	7 R	0:43,723	6	88,3 km/h 91,3 km/h
25	11	Ferati, Jasin	CHE	KSM Schumacher Racing Team	DEU	502257 KBF 1067587	Tony Kart / Vortex / Vego	25	3	2:20,315 11 R	3 R	0:45,168	3	85,2 km/h 88,2 km/h
26	33	Kortelainen, Rasmus	FIN	KOSKI MOTORSPORT	FIN	34745735 50054310	Tony Kart / Vortex / Vego	26	1	0:53,753 13 R	2 R	0:48,787	1	74,1 km/h 81,7 km/h
the following drivers did not start.														
47		Bizzotto, Leonardo	ITA					29						
64		Largin, Ali						29						

StNr. 38,47,15 5 sec penalty Frontfiring

StNr. 4 5 sec penalty Pushing

Rennleitung: Volker Ehekircher Racedirektor: Thomas Lainer

Sportkommissare: Thomas Ferrero / Ulrich Bell / Peter Brings / Tobias Amann

Techn. Kommissare: H.-J. Dangers / A.Sengpiel / M. Grasshoff / C. Schmidt / D.Pietzko

Zeinnahme: KART-DATA timing service Franz Schieszler / Martin Summerer

Zeitnahme / timekeeping

control *Schieszler*
Franz Schieszler

Aushangzeit : 15:48:38

R 7 DKM (OK) Heat 2 A < > C

Strecke / track: 1107

Fahrername Driver	Thompson Harry	Füngeling Luke	Sasse Hugo	Van Der Helm Tijmen	Tramnitz Tim	Schaller Marek	O´dey Levi	Fusen Jan David	Anderrüti Leandro	Arnold Felix	Fritsch Valentino	Kacovsky Matej
schnellste Runde in Runde	0:42,824 Rn. 11	0:42,873 Rn. 11	0:43,077 Rn. 13	0:43,258 Rn. 11	0:43,019 Rn. 13	0:43,211 Rn. 13	0:43,110 Rn. 11	0:43,123 Rn. 9	0:43,239 Rn. 10	0:43,263 Rn. 10	0:43,335 Rn. 14	0:43,505 Rn. 6
Speed	93,1 km/h	93,0 km/h	92,5 km/h	92,1 km/h	92,6 km/h	92,2 km/h	92,4 km/h	92,4 km/h	92,2 km/h	92,1 km/h	92,0 km/h	91,6 km/h
Lap 1	0:46,216	0:46,296	0:46,381	0:46,450	0:46,424	0:46,588	0:46,289	0:46,717	0:48,081	0:46,376	0:47,914	0:48,012
Lap 2	0:44,852	0:45,256	0:45,169	0:44,794	0:45,055	0:45,201	0:45,215	0:45,689	0:44,669	0:45,041	0:45,117	0:44,912
Lap 3	0:44,675	0:44,706	0:44,731	0:44,882	0:44,673	0:44,490	0:44,700	0:44,683	0:44,808	0:45,564	0:44,713	0:44,420
Lap 4	0:43,846	0:44,495	0:44,431	0:44,357	0:44,544	0:44,553	0:44,211	0:43,992	0:44,354	0:44,013	0:44,935	0:44,339
Lap 5	0:43,538	0:43,707	0:43,843	0:43,451	0:43,779	0:43,784	0:43,795	0:44,150	0:43,642	0:44,033	0:43,610	0:43,643
Lap 6	0:43,460	0:43,006	0:43,373	0:43,288	0:43,120	0:43,475	0:43,612	0:43,494	0:43,337	0:43,407	0:43,667	0:43,505
Lap 7	0:43,397	0:43,195	0:43,126	0:43,268	0:43,374	0:43,304	0:43,647	0:43,641	0:43,801	0:44,486	0:43,913	0:43,647
Lap 8	0:43,163	0:43,312	0:43,239	0:43,728	0:43,313	0:43,282	0:43,771	0:43,492	0:43,391	0:43,511	0:44,002	0:43,989
Lap 9	0:42,953	0:42,885	0:43,274	0:43,342	0:43,240	0:43,345	0:43,266	0:43,123	0:43,477	0:43,397	0:43,613	0:43,588
Lap 10	0:42,841	0:43,018	0:43,818	0:43,927	0:44,244	0:43,691	0:43,311	0:43,255	0:43,239	0:43,263	0:43,570	0:43,524
Lap 11	0:42,824	0:42,873	0:43,200	0:43,258	0:43,183	0:43,260	0:43,110	0:43,386	0:43,262	0:43,443	0:43,631	0:43,710
Lap 12	0:42,828	0:42,973	0:43,272	0:43,833	0:43,994	0:43,888	0:43,638	0:43,900	0:43,694	0:43,571	0:43,801	0:43,844
Lap 13	0:43,099	0:42,921	0:43,077	0:43,308	0:43,019	0:43,211	0:43,236	0:43,229	0:43,458	0:43,828	0:43,828	0:44,413
Lap 14	0:43,431	0:42,947	0:43,165	0:43,471	0:43,513	0:43,352	0:43,578	0:43,530	0:43,625	0:43,537	0:43,335	0:43,656

R 7 DKM (OK) Heat 2 A <> C

Strecke / track: 1107

Fahrername Driver	Schulte Maximilian	Schmidli Titus-Shanghai	Saarijärvi Frans-Emil	Brizhan Alexey	Linty Erienne	Buus Bastian	Maisch Luca	Dörr Phil	Degenbeck Patrick	Born Miklas	Alibaks Renzo	Liwinski David
schnellste Runde in Runde	0:43,485 Rn. 6	0:43,504 Rn. 6	0:43,420 Rn. 11	0:43,537 Rn. 7	0:43,272 Rn. 6	0:43,203 Rn. 10	0:43,240 Rn. 13	0:43,457 Rn. 14	0:43,441 Rn. 13	0:43,724 Rn. 12	0:43,590 Rn. 10	0:43,723 Rn. 6
Speed	91,6 km/h	91,6 km/h	91,8 km/h	91,5 km/h	92,1 km/h	92,2 km/h	92,2 km/h	91,7 km/h	91,7 km/h	91,1 km/h	91,4 km/h	91,1 km/h
Lap 1	0:48,484	0:46,717	0:48,502	0:48,933	0:48,504	0:47,560	0:48,487	0:48,623	0:48,839	0:48,985	0:47,805	0:46,104
Lap 2	0:44,395	0:45,936	0:44,781	0:44,531	0:44,897	0:45,042	0:48,661	0:45,966	0:47,265	0:47,885	1:15,594	0:45,402
Lap 3	0:44,599	0:44,657	0:44,712	0:44,884	0:44,461	0:45,052	0:44,503	0:44,738	0:44,841	0:45,711	0:44,954	0:44,763
Lap 4	0:44,586	0:44,127	0:44,229	0:44,237	0:44,763	0:48,955	0:44,244	0:44,457	0:44,723	0:45,301	0:44,313	0:44,169
Lap 5	0:43,832	0:43,692	0:43,935	0:43,873	0:43,955	0:43,451	0:43,767	0:44,044	0:44,403	0:44,465	0:43,991	0:43,955
Lap 6	0:43,485	0:43,504	0:43,614	0:43,576	0:43,272	0:43,444	0:43,559	0:43,784	0:43,651	0:44,497	0:43,842	0:43,723
Lap 7	0:43,541	0:44,312	0:43,483	0:43,971	0:43,632	0:43,721	0:43,811	0:44,055	0:44,090	0:44,723	0:44,126	
Lap 8	0:43,666	0:44,001	0:44,063	0:43,971	0:44,382	0:43,660	0:43,543	0:44,322	0:43,623	0:44,174	0:43,749	
Lap 9	0:43,699	0:43,763	0:43,498	0:43,605	0:43,637	0:43,354	0:43,454	0:43,772	0:43,500	0:44,229	0:43,951	
Lap 10	0:43,554	0:43,664	0:43,719	0:43,741	0:43,742	0:43,203	0:43,588	0:43,896	0:43,462	0:44,215	0:43,590	
Lap 11	0:43,572	0:43,920	0:43,420	0:43,783	0:43,336	0:43,242	0:43,296	0:43,708	0:43,459	0:44,095	0:43,899	
Lap 12	0:43,813	0:44,718	0:43,897	0:44,023	0:44,108	0:43,261	0:43,253	0:43,750	0:44,270	0:43,724	0:43,770	
Lap 13	0:44,284	0:44,098	0:43,895	0:43,835	0:44,564	0:43,619	0:43,240	0:43,863	0:43,441	0:44,103	0:46,690	
Lap 14	0:43,744	0:44,158	0:44,251	0:44,192	0:44,298	0:44,276	0:43,377	0:43,457	0:43,634	0:44,267		



DMSB-RegNr: 206/2018

R 7 DKM (OK) Heat 2 A < > C

Strecke / track: 1107

Fahrername Driver	Ferati Jasin	Kortelainen Rasmus
schnellste Runde in Runde	0:45,168 Rn. 3	0:48,787 Rn. 1
Speed	88,2 km/h	81,7 km/h
Lap 1	0:46,933	<u>0:48,787</u>
Lap 2	0:45,538	
Lap 3	<u>0:45,168</u>	
Lap 4		
Lap 5		
Lap 6		
Lap 7		
Lap 8		
Lap 9		
Lap 10		
Lap 11		
Lap 12		
Lap 13		
Lap 14		

R 7 DKM (OK) Heat 2 A < > C

Ziel		Sektion 1		Sektion 2		Sektion 3	
Fahrername	Zeit	Fahrername	Zeit	Fahrername	Zeit	Fahrername	Zeit
1 39 Thompson,Harry	0:42,824	86 Sasse,Hugo	0:12,772	39 Thompson,Harry	0:18,750	17 Füngeling,Luke	0:11,157
2 17 Füngeling,Luke	0:42,873	17 Füngeling,Luke	0:12,774	17 Füngeling,Luke	0:18,794	39 Thompson,Harry	0:11,172
3 77 Tramnitz,Tim	0:43,019	39 Thompson,Harry	0:12,809	86 Sasse,Hugo	0:18,820	40 Fussen,Jan David	0:11,173
4 86 Sasse,Hugo	0:43,077	15 Maisch,Luca	0:12,833	22 Fritsch,Valentino	0:18,906	10 O´dey,Levi	0:11,208
5 10 O´dey,Levi	0:43,110	20 Linty,Etienne	0:12,837	77 Tramnitz,Tim	0:18,910	77 Tramnitz,Tim	0:11,217
6 40 Fussen,Jan David	0:43,123	21 Anderrüti,Leandro	0:12,845	38 Buus,Bastian	0:18,923	86 Sasse,Hugo	0:11,253
7 38 Buus,Bastian	0:43,203	10 O´dey,Levi	0:12,847	6 Schaller,Marek	0:18,927	4 Arnold,Felix	0:11,271
8 6 Schaller,Marek	0:43,211	67 Kacovsky,Matej	0:12,865	40 Fussen,Jan David	0:18,929	6 Schaller,Marek	0:11,276
9 21 Anderrüti,Leandro	0:43,239	38 Buus,Bastian	0:12,875	15 Maisch,Luca	0:18,948	21 Anderrüti,Leandro	0:11,286
10 15 Maisch,Luca	0:43,240	77 Tramnitz,Tim	0:12,886	36 Van Der Helm,Tijmen	0:18,957	26 Alibaks,Renzo	0:11,289
11 36 Van Der Helm,Tijmen	0:43,258	36 Van Der Helm,Tijmen	0:12,887	12 Schulte,Maximilian	0:18,977	22 Fritsch,Valentino	0:11,297
12 4 Arnold,Felix	0:43,263	12 Schulte,Maximilian	0:12,887	99 Degenbeck,Patrick	0:18,984	12 Schulte,Maximilian	0:11,297
13 20 Linty,Etienne	0:43,272	40 Fussen,Jan David	0:12,906	4 Arnold,Felix	0:18,987	36 Van Der Helm,Tijmen	0:11,306
14 22 Fritsch,Valentino	0:43,335	99 Degenbeck,Patrick	0:12,914	67 Kacovsky,Matej	0:18,995	15 Maisch,Luca	0:11,308
15 34 Saarijärvi,Frans-Emil	0:43,420	22 Fritsch,Valentino	0:12,920	21 Anderrüti,Leandro	0:18,998	34 Saarijärvi,Frans-Emil	0:11,323
16 99 Degenbeck,Patrick	0:43,441	6 Schaller,Marek	0:12,923	10 O´dey,Levi	0:19,002	38 Buus,Bastian	0:11,331
17 32 Dörr,Phil	0:43,457	32 Dörr,Phil	0:12,931	20 Linty,Etienne	0:19,009	20 Linty,Etienne	0:11,337
18 12 Schulte,Maximilian	0:43,485	34 Saarijärvi,Frans-Emil	0:12,982	65 Brizhan,Alexey	0:19,012	99 Degenbeck,Patrick	0:11,351
19 88 Schmidli,Titus-Shanghai	0:43,504	4 Arnold,Felix	0:12,993	34 Saarijärvi,Frans-Emil	0:19,028	67 Kacovsky,Matej	0:11,365
20 67 Kacovsky,Matej	0:43,505	88 Schmidli,Titus-Shanghai	0:13,001	32 Dörr,Phil	0:19,029	65 Brizhan,Alexey	0:11,366
21 65 Brizhan,Alexey	0:43,537	65 Brizhan,Alexey	0:13,025	88 Schmidli,Titus-Shanghai	0:19,130	88 Schmidli,Titus-Shanghai	0:11,373
22 26 Alibaks,Renzo	0:43,590	27 Born,Miklas	0:13,035	26 Alibaks,Renzo	0:19,132	8 Liwinski,David	0:11,406
23 8 Liwinski,David	0:43,723	26 Alibaks,Renzo	0:13,058	27 Born,Miklas	0:19,174	32 Dörr,Phil	0:11,441
24 27 Born,Miklas	0:43,724	8 Liwinski,David	0:13,091	8 Liwinski,David	0:19,226	27 Born,Miklas	0:11,476
25 11 Ferati,Janin	0:45,168	11 Ferati,Janin	0:13,406	11 Ferati,Janin	0:20,013	11 Ferati,Janin	0:11,564
26 33 Kortelainen,Rasmus	0:48,787	33 Kortelainen,Rasmus	0:15,315	33 Kortelainen,Rasmus	0:20,795	33 Kortelainen,Rasmus	0:12,677

R 7 DKM (OK) Heat 2 A < > C

Die schnellsten Zeiten

Ort	Nr. Fahrername	Streckl.	Zeit	Ø Speed
Ziel	39 Thompson,Harry	1107 m	0:42,824	93,1 km/h
Sektion 1	86 Sasse,Hugo	329 m	0:12,772	92,7 km/h
Sektion 2	39 Thompson,Harry	475 m	0:18,750	91,2 km/h
Sektion 3	17 Füngeling,Luke	303 m	0:11,157	97,8 km/h

	Snr.39 Thompson,Harry GBR Ricky Flynn Motorsport theoretisch mögliche Bestzeit 0:42,731	Snr.17 Füngeling,Luke DEU Valter Motorsport theoretisch mögliche Bestzeit 0:42,725	Snr.86 Sasse,Hugo DEU TB Racing Team theoretisch mögliche Bestzeit 0:42,845	Snr.36 Van Der Helm,Tijmen NLD KSM Schumacher Racing Team theoretisch mögliche Bestzeit 0:43,150	Snr.77 Tramitz,Tim DEU KSM Schumacher Racing Team theoretisch mögliche Bestzeit 0:43,013
best	0:42,824 0:12,809 0:18,750 0:11,172	0:42,873 0:12,774 0:18,794 0:11,157	0:43,077 0:12,772 0:18,820 0:11,253	0:43,258 0:12,887 0:18,957 0:11,306	0:43,019 0:12,886 0:18,910 0:11,217
Runde 1	0:46,216 0:14,017 0:20,075 0:12,124	0:46,296 0:13,950 0:20,124 0:12,222	0:46,381 0:14,225 0:20,109 0:12,047	0:46,450 0:14,002 0:20,088 0:12,360	0:46,424 0:14,108 0:20,121 0:12,195
Runde 2	0:44,852 0:13,560 0:19,590 0:11,702	0:45,256 0:14,130 0:19,561 0:11,565	0:45,169 0:14,074 0:19,484 0:11,611	0:44,794 0:13,512 0:19,658 0:11,624	0:45,055 0:13,939 0:19,516 0:11,600
Runde 3	0:44,675 0:13,517 0:19,609 0:11,549	0:44,706 0:13,570 0:19,586 0:11,550	0:44,731 0:13,479 0:19,662 0:11,590	0:44,882 0:13,586 0:19,572 0:11,724	0:44,673 0:13,569 0:19,572 0:11,532
Runde 4	0:43,846 0:13,146 0:19,170 0:11,530	0:44,495 0:13,615 0:19,328 0:11,552	0:44,431 0:13,473 0:19,409 0:11,549	0:44,357 0:13,376 0:19,550 0:11,431	0:44,544 0:13,610 0:19,335 0:11,599
Runde 5	0:43,538 0:13,091 0:19,042 0:11,405	0:43,707 0:13,057 0:19,276 0:11,374	0:43,843 0:13,310 0:19,133 0:11,400	0:43,451 0:13,063 0:19,074 0:11,314	0:43,779 0:13,221 0:19,166 0:11,392
Runde 6	0:43,460 0:13,087 0:19,073 0:11,300	0:43,006 0:12,876 0:18,973 0:11,157	0:43,373 0:12,971 0:19,071 0:11,331	0:43,288 0:12,887 0:19,070 0:11,331	0:43,120 0:12,886 0:18,961 0:11,273
Runde 7	0:43,397 0:13,147 0:18,928 0:11,322	0:43,195 0:12,913 0:18,972 0:11,310	0:43,126 0:12,930 0:18,906 0:11,290	0:43,268 0:12,916 0:19,046 0:11,306	0:43,374 0:13,072 0:19,006 0:11,296
Runde 8	0:43,163 0:12,990 0:18,805 0:11,368	0:43,312 0:13,112 0:18,878 0:11,322	0:43,239 0:12,992 0:18,928 0:11,319	0:43,728 0:13,325 0:19,088 0:11,315	0:43,313 0:12,983 0:18,963 0:11,367
Runde 9	0:42,953 0:12,871 0:18,832 0:11,250	0:42,885 0:12,863 0:18,830 0:11,192	0:43,274 0:13,081 0:18,820 0:11,373	0:43,342 0:13,022 0:18,957 0:11,363	0:43,240 0:12,925 0:18,949 0:11,366
Runde 10	0:42,841 0:12,809 0:18,818 0:11,214	0:43,018 0:12,960 0:18,822 0:11,236	0:43,818 0:13,317 0:19,069 0:11,432	0:43,927 0:13,489 0:19,103 0:11,335	0:44,244 0:13,608 0:19,235 0:11,401
Runde 11	0:42,824 0:12,846 0:18,750 0:11,228	0:42,873 0:12,774 0:18,900 0:11,199	0:43,200 0:12,861 0:18,994 0:11,345	0:43,258 0:12,918 0:18,983 0:11,357	0:43,183 0:12,906 0:18,942 0:11,335
Runde 12	0:42,828 0:12,856 0:18,769 0:11,203	0:42,973 0:12,845 0:18,911 0:11,217	0:43,272 0:12,954 0:18,922 0:11,396	0:43,833 0:13,255 0:19,190 0:11,388	0:43,994 0:13,050 0:19,194 0:11,750
Runde 13	0:43,099 0:13,000 0:18,927 0:11,172	0:42,921 0:12,880 0:18,794 0:11,247	0:43,077 0:12,926 0:18,898 0:11,253	0:43,308 0:12,928 0:18,987 0:11,393	0:43,019 0:12,892 0:18,910 0:11,217
Runde 14	0:43,431 0:12,867 0:18,886 0:11,678	0:42,947 0:12,842 0:18,806 0:11,299	0:43,165 0:12,772 0:19,038 0:11,355	0:43,471 0:12,928 0:19,113 0:11,430	0:43,513 0:12,980 0:19,132 0:11,401

DMSB-Reglir:208/2018

R 7 DKM (OK) Heat 2 A < > C

Die schnellsten Zeiten

Ort	Nr. Fahrername	Streckenl.	Zeit	Ø Speed
Ziel	39 Thompson,Harry	1107 m	0:42,824	93,1 km/h
Sektion 1	86 Sasse,Hugo	329 m	0:12,772	92,7 km/h
Sektion 2	39 Thompson,Harry	475 m	0:18,750	91,2 km/h
Sektion 3	17 Füngeling,Luke	303 m	0:11,157	97,8 km/h

	Stnr.10 O´dey,Levi DEU KSM Schumacher Racing Team theoretisch mögliche Bestzeit 0:43,057	Stnr.40 Fusen,Jan David DEU Solgat Motorsport theoretisch mögliche Bestzeit 0:43,008	Stnr.21 Anderrüti,Leandro CHE Lanari Racing Team theoretisch mögliche Bestzeit 0:43,129	Stnr.4 Arnold,Felix DEU KSM Schumacher Racing Team theoretisch mögliche Bestzeit 0:43,251
best	Ziel Sektion 1 Sektion 2 Sektion 3 0:43,110 0:12,847 0:19,002 0:11,208	Ziel Sektion 1 Sektion 2 Sektion 3 0:43,123 0:12,906 0:18,929 0:11,173	Ziel Sektion 1 Sektion 2 Sektion 3 0:43,239 0:12,845 0:18,998 0:11,286	Ziel Sektion 1 Sektion 2 Sektion 3 0:43,263 0:12,993 0:18,987 0:11,271
Runde 1	0:46,588 0:14,349 0:20,009 0:12,230	0:46,289 0:14,217 0:20,067 0:12,005	0:48,081 0:14,520 0:21,438 0:12,123	0:46,376 0:14,245 0:20,187 0:11,944
Runde 2	0:45,201 0:14,023 0:19,516 0:11,662	0:45,215 0:13,763 0:19,753 0:11,699	0:44,669 0:13,301 0:19,618 0:11,750	0:45,041 0:13,706 0:19,740 0:11,595
Runde 3	0:44,490 0:13,411 0:19,554 0:11,525	0:44,700 0:13,481 0:19,728 0:11,491	0:44,808 0:13,414 0:19,797 0:11,597	0:45,564 0:13,718 0:20,404 0:11,442
Runde 4	0:44,553 0:13,520 0:19,374 0:11,659	0:44,211 0:13,529 0:19,311 0:11,371	0:44,354 0:13,270 0:19,598 0:11,486	0:44,013 0:13,249 0:19,414 0:11,350
Runde 5	0:43,784 0:13,210 0:19,251 0:11,323	0:43,795 0:13,292 0:19,184 0:11,319	0:43,642 0:12,977 0:19,213 0:11,452	0:44,033 0:13,481 0:19,175 0:11,377
Runde 6	0:43,475 0:13,085 0:19,087 0:11,303	0:43,612 0:12,956 0:19,308 0:11,348	0:43,337 0:12,845 0:19,080 0:11,412	0:43,407 0:13,029 0:19,101 0:11,277
Runde 7	0:43,304 0:13,009 0:19,001 0:11,294	0:43,647 0:13,196 0:19,119 0:11,332	0:43,801 0:12,924 0:19,019 0:11,858	0:44,486 0:13,327 0:19,241 0:11,918
Runde 8	0:43,282 0:13,026 0:18,947 0:11,309	0:43,771 0:13,310 0:19,112 0:11,349	0:43,391 0:13,057 0:19,048 0:11,286	0:43,511 0:13,094 0:19,056 0:11,361
Runde 9	0:43,345 0:12,993 0:19,039 0:11,313	0:43,266 0:13,038 0:19,020 0:11,208	0:43,477 0:12,965 0:19,155 0:11,357	0:43,397 0:13,007 0:19,011 0:11,379
Runde 10	0:43,691 0:13,023 0:19,168 0:11,500	0:43,311 0:12,906 0:19,173 0:11,232	0:43,239 0:12,933 0:19,007 0:11,299	0:43,263 0:12,993 0:18,999 0:11,271
Runde 11	0:43,260 0:12,977 0:18,945 0:11,338	0:43,110 0:12,847 0:19,002 0:11,261	0:43,262 0:12,927 0:18,998 0:11,337	0:43,443 0:13,057 0:18,987 0:11,399
Runde 12	0:43,888 0:13,036 0:19,169 0:11,683	0:43,638 0:13,180 0:19,190 0:11,268	0:43,694 0:13,174 0:19,104 0:11,416	0:43,571 0:13,141 0:19,097 0:11,333
Runde 13	0:43,211 0:12,923 0:19,012 0:11,276	0:43,236 0:12,901 0:19,065 0:11,270	0:43,458 0:12,951 0:19,159 0:11,348	0:43,828 0:13,366 0:19,116 0:11,346
Runde 14	0:43,352 0:12,937 0:18,927 0:11,488	0:43,578 0:12,955 0:19,201 0:11,422	0:43,625 0:12,986 0:19,166 0:11,473	0:43,537 0:13,032 0:19,026 0:11,479

R 7 DKM (OK) Heat 2 A < > C

Die schnellsten Zeiten

Ort	Nr. Fahrername	Streckenl.	Zeit	Ø Speed
Ziel	39 Thompson,Harry	1107 m	0:42,824	93,1 km/h
Sektion 1	86 Sasse,Hugo	329 m	0:12,772	92,7 km/h
Sektion 2	39 Thompson,Harry	475 m	0:18,750	91,2 km/h
Sektion 3	17 Füngeling,Luke	303 m	0:11,157	97,8 km/h

	Smr.22 Fritsch,Valentino DEU	Smr.67 Karovsky,Matej CZE	Smr.12 Schulte,Maximilian DEU	Smr.88 Schmidli,Titus-Shanghai CHE	Smr.34 Saarijarvi,Frans-Emil FIN
	BIREL ART RACING KSW	BIREL ART RACING KSW	Solgat Motorsport	CS Racing	KOSKI MOTORSPORT
	theoretisch mögliche Bestzeit 0:43,123	theoretisch mögliche Bestzeit 0:43,225	theoretisch mögliche Bestzeit 0:43,161	theoretisch mögliche Bestzeit 0:43,504	theoretisch mögliche Bestzeit 0:43,333
	Ziel Sektion 1 Sektion 2 Sektion 3	Ziel Sektion 1 Sektion 2 Sektion 3	Ziel Sektion 1 Sektion 2 Sektion 3	Ziel Sektion 1 Sektion 2 Sektion 3	Ziel Sektion 1 Sektion 2 Sektion 3
best	0:43,335 0:12,920 0:18,906 0:11,297	0:43,505 0:12,865 0:18,995 0:11,365	0:43,485 0:12,887 0:18,977 0:11,297	0:43,504 0:13,001 0:19,130 0:11,373	0:43,420 0:12,982 0:19,028 0:11,323
Runde 1	0:47,914 0:15,304 0:20,658 0:11,952	0:48,012 0:14,853 0:20,798 0:12,361	0:48,484 0:14,927 0:21,065 0:12,492	0:46,717 0:14,700 0:19,985 0:12,032	0:48,502 0:15,123 0:20,947 0:12,432
Runde 2	0:45,117 0:13,508 0:19,800 0:11,809	0:44,912 0:13,815 0:19,394 0:11,703	0:44,395 0:13,442 0:19,516 0:11,437	0:45,936 0:14,014 0:20,252 0:11,670	0:44,781 0:13,681 0:19,603 0:11,497
Runde 3	0:44,713 0:13,529 0:19,733 0:11,451	0:44,420 0:13,254 0:19,693 0:11,473	0:44,599 0:13,618 0:19,513 0:11,468	0:44,657 0:13,433 0:19,657 0:11,567	0:44,712 0:13,295 0:19,618 0:11,799
Runde 4	0:44,935 0:13,860 0:19,690 0:11,385	0:44,339 0:13,466 0:19,496 0:11,377	0:44,586 0:13,405 0:19,658 0:11,523	0:44,127 0:13,359 0:19,330 0:11,438	0:44,229 0:13,287 0:19,504 0:11,438
Runde 5	0:43,610 0:13,102 0:19,201 0:11,307	0:43,643 0:13,128 0:19,080 0:11,435	0:43,832 0:13,170 0:19,247 0:11,415	0:43,692 0:13,076 0:19,216 0:11,400	0:43,935 0:13,214 0:19,247 0:11,474
Runde 6	0:43,667 0:13,086 0:19,157 0:11,424	0:43,505 0:13,140 0:18,995 0:11,370	0:43,485 0:13,025 0:19,163 0:11,297	0:43,504 0:13,001 0:19,130 0:11,373	0:43,614 0:13,103 0:19,116 0:11,395
Runde 7	0:43,913 0:13,367 0:19,153 0:11,393	0:43,647 0:12,994 0:19,252 0:11,401	0:43,541 0:13,111 0:18,977 0:11,453	0:44,312 0:13,219 0:19,180 0:11,913	0:43,483 0:13,032 0:19,057 0:11,394
Runde 8	0:44,002 0:13,521 0:19,076 0:11,405	0:43,989 0:13,493 0:19,111 0:11,385	0:43,666 0:13,262 0:19,074 0:11,330	0:44,001 0:13,385 0:19,178 0:11,438	0:44,063 0:13,326 0:19,244 0:11,493
Runde 9	0:43,613 0:13,061 0:19,147 0:11,405	0:43,588 0:13,031 0:19,101 0:11,456	0:43,699 0:13,131 0:19,031 0:11,537	0:43,763 0:13,020 0:19,265 0:11,478	0:43,498 0:12,982 0:19,112 0:11,404
Runde 10	0:43,570 0:12,926 0:19,194 0:11,450	0:43,524 0:12,865 0:19,274 0:11,385	0:43,554 0:12,887 0:19,160 0:11,507	0:43,664 0:13,005 0:19,200 0:11,459	0:43,719 0:13,191 0:19,083 0:11,445
Runde 11	0:43,631 0:12,920 0:19,214 0:11,497	0:43,710 0:12,966 0:19,171 0:11,573	0:43,572 0:12,923 0:19,100 0:11,549	0:43,920 0:13,132 0:19,265 0:11,523	0:43,420 0:13,065 0:19,028 0:11,327
Runde 12	0:43,801 0:13,486 0:18,943 0:11,372	0:43,844 0:13,295 0:19,182 0:11,367	0:43,813 0:13,476 0:19,002 0:11,335	0:44,718 0:14,046 0:19,136 0:11,536	0:43,897 0:13,247 0:19,327 0:11,323
Runde 13	0:43,828 0:13,437 0:19,094 0:11,297	0:44,413 0:13,724 0:19,111 0:11,578	0:44,284 0:13,651 0:19,049 0:11,584	0:44,098 0:13,412 0:19,160 0:11,526	0:43,895 0:13,306 0:19,156 0:11,433
Runde 14	0:43,335 0:12,991 0:18,906 0:11,438	0:43,656 0:13,027 0:19,264 0:11,365	0:43,744 0:12,994 0:19,327 0:11,423	0:44,158 0:13,345 0:19,362 0:11,451	0:44,251 0:13,472 0:19,247 0:11,532



DEUTSCHE KART-MEISTERSCHAFTEN 2018

DMSB-Reglir: 208/2018

R 7 DKM (OK) Heat 2 A < > C

Die schnellsten Zeiten

Ort	Nr. Fahrername	Streckenl.	Zeit	Ø Speed
Ziel	39 Thompson,Harry	1107 m	0:42,824	93,1 km/h
Sektion 1	86 Sasse,Hugo	329 m	0:12,772	92,7 km/h
Sektion 2	39 Thompson,Harry	475 m	0:18,750	91,2 km/h
Sektion 3	17 Füngeling,Luke	303 m	0:11,157	97,8 km/h

	Smr.65 Brizhan,Alexey AUT Ward racing			Smr.20 Linty,Etienne ITA EMILIA KART SRL			Smr.38 Buis,Bastian DNK RS Competition			Smr.15 Maisch,Luca DEU TB Racing Team			Smr.32 Dörr,Phil DEU TB Racing Team							
	theoretisch mögliche Bestzeit	Ziel	Sektion 3	theoretisch mögliche Bestzeit	Ziel	Sektion 3	theoretisch mögliche Bestzeit	Ziel	Sektion 3	theoretisch mögliche Bestzeit	Ziel	Sektion 3	theoretisch mögliche Bestzeit	Ziel	Sektion 3					
best	0:43,537	0:13,025	0:19,012	0:11,366	0:43,272	0:12,837	0:19,009	0:11,337	0:43,203	0:12,875	0:18,923	0:11,331	0:43,240	0:12,833	0:18,948	0:11,308	0:43,457	0:12,931	0:19,029	0:11,441
Runde 1	0:48,933	0:15,494	0:20,973	0:12,466	0:48,504	0:15,073	0:20,831	0:12,600	0:47,560	0:14,979	0:20,639	0:11,942	0:48,487	0:14,975	0:20,973	0:12,539	0:48,623	0:15,150	0:20,888	0:12,585
Runde 2	0:44,531	0:13,623	0:19,497	0:11,411	0:44,897	0:13,663	0:19,615	0:11,619	0:45,042	0:13,519	0:19,722	0:11,801	0:48,661	0:16,634	0:20,098	0:11,929	0:45,966	0:14,372	0:19,956	0:11,638
Runde 3	0:44,884	0:13,539	0:19,530	0:11,815	0:44,461	0:13,249	0:19,775	0:11,437	0:45,052	0:13,818	0:19,609	0:11,625	0:44,503	0:13,169	0:19,521	0:11,813	0:44,738	0:13,339	0:19,714	0:11,685
Runde 4	0:44,237	0:13,304	0:19,503	0:11,430	0:44,763	0:13,731	0:19,669	0:11,363	0:48,955	0:13,483	0:23,995	0:11,477	0:44,244	0:13,397	0:19,455	0:11,392	0:44,457	0:13,181	0:19,666	0:11,610
Runde 5	0:43,873	0:13,134	0:19,210	0:11,529	0:43,955	0:13,200	0:19,220	0:11,535	0:43,451	0:13,015	0:19,054	0:11,382	0:43,767	0:12,965	0:19,373	0:11,429	0:44,044	0:13,138	0:19,353	0:11,553
Runde 6	0:43,576	0:13,040	0:19,103	0:11,433	0:43,272	0:12,904	0:19,009	0:11,359	0:43,444	0:12,944	0:19,085	0:11,415	0:43,559	0:12,983	0:19,112	0:11,464	0:43,784	0:13,079	0:19,212	0:11,493
Runde 7	0:43,537	0:13,025	0:19,117	0:11,395	0:43,632	0:13,013	0:19,137	0:11,482	0:43,721	0:12,982	0:19,125	0:11,614	0:43,811	0:12,991	0:19,110	0:11,710	0:44,055	0:13,126	0:19,312	0:11,617
Runde 8	0:43,971	0:13,327	0:19,210	0:11,434	0:44,382	0:13,674	0:19,346	0:11,362	0:43,660	0:13,274	0:18,954	0:11,432	0:43,543	0:12,934	0:19,088	0:11,521	0:44,322	0:13,566	0:19,205	0:11,551
Runde 9	0:43,605	0:13,147	0:19,053	0:11,405	0:43,637	0:13,051	0:19,149	0:11,437	0:43,354	0:12,953	0:19,070	0:11,331	0:43,454	0:12,907	0:19,116	0:11,431	0:43,772	0:13,033	0:19,266	0:11,473
Runde 10	0:43,741	0:13,229	0:19,012	0:11,500	0:43,742	0:13,101	0:19,162	0:11,479	0:43,203	0:12,894	0:18,923	0:11,386	0:43,588	0:13,079	0:19,037	0:11,472	0:43,896	0:13,363	0:19,062	0:11,471
Runde 11	0:43,783	0:13,285	0:19,132	0:11,366	0:43,336	0:12,837	0:19,056	0:11,443	0:43,242	0:12,875	0:18,980	0:11,387	0:43,296	0:12,845	0:19,087	0:11,364	0:43,708	0:13,159	0:19,108	0:11,441
Runde 12	0:44,023	0:13,186	0:19,367	0:11,470	0:44,108	0:13,488	0:19,283	0:11,337	0:43,261	0:12,906	0:18,982	0:11,373	0:43,253	0:12,862	0:19,083	0:11,308	0:43,750	0:12,941	0:19,310	0:11,499
Runde 13	0:43,835	0:13,137	0:19,178	0:11,520	0:44,564	0:13,807	0:19,360	0:11,397	0:43,619	0:13,047	0:19,125	0:11,447	0:43,240	0:12,833	0:19,060	0:11,347	0:43,863	0:13,223	0:19,175	0:11,465
Runde 14	0:44,192	0:13,271	0:19,275	0:11,646	0:44,298	0:13,136	0:19,573	0:11,589	0:44,276	0:13,080	0:19,465	0:11,731	0:43,377	0:12,909	0:18,948	0:11,520	0:43,457	0:12,931	0:19,029	0:11,497

R 7 DKM (OK) Heat 2 A < > C

Die schnellsten Zeiten

Ort	Nr. Fahrername	Streckl.	Zeit	ø Speed
Ziel	39 Thompson, Harry	1107 m	0:42,824	93,1 km/h
Sektion 1	86 Sasse, Hugo	329 m	0:12,772	92,7 km/h
Sektion 2	39 Thompson, Harry	475 m	0:18,750	91,2 km/h
Sektion 3	17 Füngeling, Luke	303 m	0:11,157	97,8 km/h

	Snr.99 Degenbeck, Patrick DEU TB Racing Team theoretisch mögliche Bestzeit 0:43,249	Snr.27 Born, Miklas CHE Innovative Competition theoretisch mögliche Bestzeit 0:43,685	Snr.26 Alibaks, Renzo NLD Zanardi Racing Team theoretisch mögliche Bestzeit 0:43,479	Snr.8 Liwinski, David NLD Mach1 Motorsport theoretisch mögliche Bestzeit 0:43,723	Snr.11 Ferati, Josin CHE KSM Schumacher Racing Team theoretisch mögliche Bestzeit 0:44,983
best	Ziel Sektion 1 Sektion 2 Sektion 3 0:43,441 0:12,914 0:18,984 0:11,351	Ziel Sektion 1 Sektion 2 Sektion 3 0:43,724 0:13,035 0:19,174 0:11,476	Ziel Sektion 1 Sektion 2 Sektion 3 0:43,590 0:13,058 0:19,132 0:11,289	Ziel Sektion 1 Sektion 2 Sektion 3 0:43,723 0:13,091 0:19,226 0:11,406	Ziel Sektion 1 Sektion 2 Sektion 3 0:45,168 0:13,406 0:20,013 0:11,564
Runde 1	0:48,839 0:15,239 0:20,963 0:12,637	0:48,985 0:15,396 0:21,027 0:12,562	0:47,805 0:14,666 0:20,954 0:12,185	0:46,104 0:14,204 0:20,036 0:11,864	0:46,933 0:14,852 0:20,013 0:12,068
Runde 2	0:47,265 0:15,453 0:19,923 0:11,889	0:47,885 0:15,349 0:20,687 0:11,849	1:15,594 0:42,817 0:21,081 0:11,696	0:45,402 0:14,045 0:19,800 0:11,557	0:45,538 0:13,889 0:20,085 0:11,564
Runde 3	0:44,841 0:13,615 0:19,614 0:11,612	0:45,711 0:13,822 0:20,062 0:11,827	0:44,954 0:13,632 0:19,720 0:11,602	0:44,763 0:13,645 0:19,622 0:11,496	0:45,168 0:13,406 0:20,023 0:11,739
Runde 4	0:44,723 0:13,167 0:19,926 0:11,630	0:45,301 0:13,707 0:19,889 0:11,705	0:44,313 0:13,479 0:19,473 0:11,361	0:44,169 0:13,311 0:19,424 0:11,434	0:13,725
Runde 5	0:44,403 0:13,209 0:19,754 0:11,440	0:44,465 0:13,254 0:19,558 0:11,653	0:43,991 0:13,197 0:19,313 0:11,481	0:43,955 0:13,281 0:19,235 0:11,439	
Runde 6	0:43,651 0:13,022 0:19,137 0:11,492	0:44,497 0:13,157 0:19,642 0:11,698	0:43,842 0:13,243 0:19,220 0:11,379	0:43,723 0:13,091 0:19,226 0:11,406	
Runde 7	0:44,090 0:13,013 0:19,349 0:11,728	0:44,723 0:13,215 0:19,479 0:12,029	0:44,126 0:13,058 0:19,370 0:11,698	0:13,698 0:19,362	
Runde 8	0:43,623 0:12,996 0:19,197 0:11,430	0:44,174 0:13,134 0:19,459 0:11,581	0:43,749 0:13,197 0:19,132 0:11,420		
Runde 9	0:43,500 0:12,944 0:19,205 0:11,351	0:44,229 0:13,257 0:19,350 0:11,622	0:43,951 0:13,192 0:19,260 0:11,499		
Runde 10	0:43,462 0:13,000 0:19,099 0:11,363	0:44,215 0:13,035 0:19,415 0:11,765	0:43,590 0:13,058 0:19,243 0:11,289		
Runde 11	0:43,459 0:13,011 0:19,061 0:11,387	0:44,095 0:13,134 0:19,291 0:11,670	0:43,899 0:13,136 0:19,417 0:11,346		
Runde 12	0:44,270 0:13,014 0:19,661 0:11,595	0:43,724 0:13,074 0:19,174 0:11,476	0:43,770 0:13,220 0:19,162 0:11,388		
Runde 13	0:43,441 0:12,914 0:19,170 0:11,357	0:44,103 0:13,142 0:19,251 0:11,710	0:46,690 0:13,156 0:21,403 0:12,131		
Runde 14	0:43,634 0:12,991 0:18,984 0:11,659	0:44,267 0:13,057 0:19,443 0:11,767			

DMSB-Reg Nr.: 206 / 2018

R 7 DKM (OK) Heat 2 A < > C

Die schnellsten Zeiten

Ort	Nr. Fahrername	Zeit	Streckenl.	Ø Speed
Ziel	39 Thompson, Harry	0:42,824	1107 m	93,1 km/h
Sektion 1	86 Sasse, Hugo	0:12,772	329 m	92,7 km/h
Sektion 2	39 Thompson, Harry	0:18,750	475 m	91,2 km/h
Sektion 3	17 Füngeling, Luke	0:11,157	303 m	97,8 km/h

Stnr.33 Kortelainen, Rasmus
 FIN

KOSKI MOTORSPORT

theoretisch mögliche Bestzeit 0:48,787

Ziel Sektion 1 Sektion 2 Sektion 3

0:48,787 0:15,315 0:20,795 0:12,677

Runde 1 0:48,787 0:15,315 0:20,795 0:12,677

Runde 2

	Ziel	Sektion 1	Sektion 2	Sektion 3	Ziel	Sektion 1	Sektion 2	Sektion 3	Ziel	Sektion 1	Sektion 2	Sektion 3	Ziel	Sektion 1	Sektion 2	Sektion 3	

NEU - 1 - NEW

DMSB-RegNr: 206/2018

R 3 DKM (DK) Heat 1 B <> C

Strecke / track: 1107m

fastest Lap Tröger, Niels at: 0:42,843

started: 27 classified: 27 not classified: 0 not started: 1

Doc. 1.1

Pos	Stf. Nr.	Fahrer Driver	Nation	Bewerber/Sponsor	Nation	Lizenz/B-Lizenz	Chassis/Motor/Reifen	Points	Runden Laps	Gesamtzeit Differenz	Abstand Gap	beste Runde best Lap	in N. in L.	o Geschw. u Speed
1	30	Haverkort, Kas	NLD	Zanardi Racing Team	NLD	36154 28613	CRG / TM / Vega	0	14	10:16,100		0:42,907	9	90,6 km/h 92,9 km/h
2	86	Sasse, Hugo	DEU	TB Racing Team	DEU	IKCR 1147248 KBF 1116906	Kart Republic / lame / Vega	2	14	10:16,861 0:00,761	0:00,761	0:42,977	9	90,4 km/h 92,7 km/h
3	50	Kovacs, Zsombor	HUN	KMS EUROPE KFT.	HUN	4966 804	Exprit / TM / Vega	3	14	10:19,592 0:03,492	0:02,731	0:43,348	13	90 km/h 91,9 km/h
4	14	Tröger, Tim	DEU	Mach1 Motorsport	DEU	IKC 1132554 KBF 1005514	Mach1 / lame / Vega	4	14	10:19,835 0:03,735	0:00,243	0:43,202	13	90 km/h 92,2 km/h
5	10	O' dey, Levi	DEU	KSM Schumacher Racing Team	DEU	IKCR 1164488 KBF 1067587	Tony Kart / Vortex / Vega	5	14	10:19,948 0:03,848	0:00,113	0:43,186	11	90 km/h 92,3 km/h
6	38	Buus, Bastian	DNK	RS Competition	DNK	59991 36053	Tony Kart / Vortex / Vega	6	14	10:22,625 0:06,525	0:02,677	0:43,291	13	89,6 km/h 92,1 km/h
7	8	Liwinski, David	NLD	Mach1 Motorsport	DEU	35786 KBF 1005514	Mach1 / lame / Vega	7	14	10:22,847 0:06,747	0:00,222	0:43,152	12	89,6 km/h 92,4 km/h
8	49	Van Berlo, Glenn	NLD	Lennox Racing Team	ITA	36847 322955	Exprit / Vortex / Vega	8	14	10:23,236 0:07,136	0:00,389	0:43,277	9	89,5 km/h 92,1 km/h
9	19	Tröger, Niels	DEU	RTG Kartsport	DEU	IKC 1139697 KBF 1166823	CRG / lame / Vega	9	14	10:23,885 0:07,785	0:00,649	0:42,843	8	89,4 km/h 93 km/h
10	4	Arnold, Felix	DEU	KSM Schumacher Racing Team	DEU	IKA 1138542 KBF 1067587	Tony Kart / Vortex / Vega	10	14	10:25,145 0:09,045	0:01,260	0:43,184	11	89,2 km/h 92,3 km/h
11	29	Skjellerup, Oliver	DNK	Robert Schlunsen	DNK	58044 36053	Tony Kart / Vortex / Vega	11	14	10:25,393 0:09,293	0:00,248	0:43,306	9	89,2 km/h 92 km/h
12	16	Volz, Rico	DEU	RS-Motorsport	DEU	IKC 1154071 KBF 1104126	CRG / lame / Vega	12	14	10:25,546 0:09,446	0:00,153	0:43,204	10	89,2 km/h 92,2 km/h
13	65	Brizhan, Alexey	AUT	Ward racing	SWE	C18504 102	Tony Kart / Vortex / Vega	13	14	10:27,395 0:11,295	0:01,849	0:43,345	5	88,9 km/h 91,9 km/h
14	31	Meyer Hansen, Mikkel	DNK	Racing Motor DK	DNK	36477 03587	KALI-KART / TM / Vega	14	14	10:31,731 0:15,631	0:04,336	0:43,739	13	88,3 km/h 91,1 km/h
15	33	Kortelainen, Rasmus	FIN	KOSKI MOTORSPORT	FIN	34745735 50054310	Tony Kart / Vortex / Vega	15	14	10:34,509 0:18,409	0:02,778	0:43,521	11	87,9 km/h 91,6 km/h
16	26	Alibaks, Renzo	NLD	Zanardi Racing Team	NLD	36331 28613	Zanardi / TM / Vega	16	14	10:35,316 0:19,216	0:00,807	0:43,446	13	87,8 km/h 91,7 km/h
17	47	Bizzotto, Leonardo	ITA	KSM Schumacher Racing Team	DEU	346670 KBF 1067587	Tony Kart / Vortex / Vega	17	14	10:37,647 0:21,547	0:02,331	0:43,550	13	87,5 km/h 91,5 km/h
18	24	Pavlíček, Matěj	CZE	PRAGA VMS RACING	CZE	18 AS 0060 18 AT 00031	PRAGA / TM / Vega	18	14	10:38,552 0:22,452	0:00,905	0:43,965	9	87,4 km/h 90,6 km/h
19	34	Saarijärvi, Frans-Emil	FIN	KOSKI MOTORSPORT	FIN	34765557 50054310	Kosmic / Vortex / Vega	19	14	10:39,522 0:23,422	0:00,970	0:44,059	14	87,2 km/h 90,5 km/h
20	59	Damhuis, Philipp	DEU	Millennium Racing Team	DEU	IKC 1147505 KBF 1095578	Kosmic / Vortex / Vega	20	14	10:39,877 0:23,777	0:00,355	0:43,567	7	87,2 km/h 91,5 km/h
21	23	Pros, Frantisek	CZE	PRAGA VMS RACING	CZE	18 SA0105 18 AT 00031	PRAGA / TM / Vega	21	14	10:43,231 0:27,131	0:03,354	0:44,039	14	86,7 km/h 90,5 km/h
22	7	Enders, Paul	DEU	RTG Kartsport	DEU	IKCR 1141746 KBF 1166823	CRG / lame / Vega	22	14	10:44,213 0:28,113	0:00,982	0:43,670	9	86,6 km/h 91,3 km/h
23	42	Maloney, Zane	GBR	Ricky Flynn Motorsport	GBR	376 162392	FA Kart / Vortex / Vega	23	14	10:45,114 0:29,014	0:00,901	0:43,532	14	86,5 km/h 91,5 km/h
24	45	Read, Tyler	GBR	Ricky Flynn Motorsport	GBR	263145 162392	FA Alonso / Vortex / Vega	24	12	8:58,112 2 R	2 R	0:43,205	10	88,9 km/h 92,2 km/h
25	15	Maisch, Luca	DEU	TB Racing Team	DEU	IKC 1154306 KBF 1116906	Kart Republic / lame / Vega	25	11	8:24,708 3 R	1 R	0:43,673	8	86,6 km/h 91,3 km/h
26	20	Linty, Etienne	ITA	EMILIA KART SRL	ITA	337697 295453	BirelART / lame / Vega	26	7	5:22,209 7 R	4 R	0:43,385	5	86,6 km/h 91,9 km/h
27	67	Kacovsky, Matej	CZE	BIREL ART RACING KSW	AUT	1011 BK 102	BirelART / TM / Vega	27	4	3:17,537 10 R	3 R	0:45,309	3	80,7 km/h 88 km/h
the following drivers did not start.														
64		Largim, Ali							29					

StNr. 7,67,23,26,59,47 5 sec penalty Frontfaring

StNr. 42 5 sec penalty Pushing

Rennleitung: Volker Ehekircher Racedirektor: Thomas Lainer

Sportkommissare: Thomas Ferrero / Ulrich Bell / Peter Brings / Tobias Amann

Techn. Kommissare: H.-J. Dangers / A.Sengpiel / M. Grasshoff / C. Schmidt / D.Pietzko

Zeinnahme: KART-DATA timing service Franz Schieszler / Martin Summerer

Zeitnahme / timekeeping

control *Schieszler*
Franz Schieszler

Aushangzeit : 14:39:19

DMSB-RegNr: 206/2018

R 3 DKM (OK) Heat 1 B < > C

Strecke / track: 1107

Fahrename Driver	Haverkort Kas	Sasse Hugo	Kovacs Zsombor	Tröger Tim	O´dey Levi	Buus Bastian	Liwinski David	Van Berlo Glenn	Tröger Niels	Arnold Felix	Skjellerup Oliver	Volz Rico
schnellste Runde	0:42,907 Rn. 9	0:42,977 Rn. 9	0:43,348 Rn. 13	0:43,202 Rn. 13	0:43,186 Rn. 11	0:43,291 Rn. 13	0:43,152 Rn. 12	0:43,277 Rn. 9	0:42,843 Rn. 8	0:43,184 Rn. 11	0:43,306 Rn. 9	0:43,204 Rn. 10
Speed	92,9 km/h	92,7 km/h	91,9 km/h	92,2 km/h	92,3 km/h	92,1 km/h	92,4 km/h	92,1 km/h	93,0 km/h	92,3 km/h	92,0 km/h	92,2 km/h
Lap 1	0:46,482	0:48,206	0:46,962	0:46,871	0:47,540	0:49,050	0:50,181	0:50,097	0:50,258	0:49,572	0:50,060	0:50,021
Lap 2	0:45,051	0:44,923	0:45,022	0:45,406	0:45,101	0:46,163	0:45,703	0:45,245	0:46,449	0:45,273	0:46,670	0:46,698
Lap 3	0:43,931	0:43,899	0:44,270	0:44,456	0:44,472	0:44,166	0:44,524	0:44,253	0:44,598	0:44,212	0:44,565	0:44,962
Lap 4	0:43,664	0:43,757	0:44,216	0:43,624	0:43,933	0:43,836	0:43,908	0:43,831	0:43,356	0:44,110	0:43,715	0:43,675
Lap 5	0:43,072	0:43,356	0:43,365	0:43,464	0:43,337	0:43,323	0:43,775	0:43,614	0:43,682	0:43,446	0:43,629	0:43,580
Lap 6	0:43,777	0:44,739	0:43,991	0:44,847	0:44,215	0:44,129	0:44,416	0:44,997	0:44,720	0:46,196	0:44,113	0:44,079
Lap 7	0:44,507	0:43,970	0:44,036	0:44,088	0:44,366	0:44,514	0:44,493	0:44,595	0:45,635	0:45,027	0:44,233	0:45,812
Lap 8	0:43,044	0:43,091	0:43,496	0:43,653	0:43,412	0:43,533	0:43,391	0:43,460	0:42,843	0:43,286	0:43,459	0:43,402
Lap 9	0:42,907	0:42,977	0:43,378	0:43,323	0:43,411	0:43,475	0:43,409	0:43,277	0:43,157	0:43,325	0:43,306	0:43,371
Lap 10	0:43,243	0:43,150	0:43,574	0:43,266	0:43,322	0:43,374	0:43,201	0:43,347	0:43,155	0:43,773	0:43,319	0:43,204
Lap 11	0:43,598	0:42,981	0:43,580	0:43,373	0:43,186	0:43,306	0:43,383	0:43,284	0:43,206	0:43,184	0:43,415	0:43,311
Lap 12	0:43,248	0:43,279	0:43,378	0:43,375	0:43,367	0:43,651	0:43,152	0:43,331	0:43,750	0:43,973	0:44,365	0:43,506
Lap 13	0:43,295	0:43,052	0:43,348	0:43,202	0:43,454	0:43,291	0:43,214	0:43,310	0:43,550	0:43,314	0:44,069	0:43,624
Lap 14	0:44,048	0:43,169	0:44,591	0:44,573	0:44,112	0:44,003	0:43,638	0:43,499	0:43,001	0:43,843	0:43,467	0:43,402

DMSB-RegNr: 206/2018

R 3 DKM (OK) Heat 1 B < > C

Strecke / track: 1107

Fahrername Driver	Brizhan Alexey	Alibaks Renzo	Meyer Hansen Mikkel	Bizzotto Leonardo	Kortelainen Rasmus	Damhuis Philipp	Pros Frantisek	Pavlicek Matěj	Enders Paul	Saarijärvi Frans-Emil	Maloney Zane	Reed Tyler
schnellste Runde in Runde	0:43,345 Rn. 5	0:43,446 Rn. 13	0:43,739 Rn. 13	0:43,550 Rn. 13	0:43,521 Rn. 11	0:43,567 Rn. 7	0:44,039 Rn. 14	0:43,965 Rn. 9	0:43,670 Rn. 9	0:44,059 Rn. 14	0:43,532 Rn. 14	0:43,205 Rn. 10
Speed	91,9 km/h	91,7 km/h	91,1 km/h	91,5 km/h	91,6 km/h	91,5 km/h	90,5 km/h	90,6 km/h	91,3 km/h	90,5 km/h	91,5 km/h	92,2 km/h
Lap 1	0:51,445	0:50,071	0:50,498	0:51,476	0:49,837	0:49,363	0:52,252	0:47,588	0:50,586	0:52,172	0:46,613	0:49,631
Lap 2	0:46,817	0:46,521	0:46,310	0:46,290	0:46,598	0:46,475	0:46,861	0:46,681	0:46,498	0:47,592	0:46,337	0:45,308
Lap 3	0:45,286	0:46,051	0:45,228	0:44,947	0:46,212	0:45,555	0:45,714	0:45,467	0:45,603	0:45,255	0:44,625	0:44,490
Lap 4	0:44,723	0:43,746	0:44,029	0:44,730	0:44,822	0:44,400	0:44,909	0:45,133	0:45,583	0:44,761	0:44,822	0:44,023
Lap 5	0:43,345	0:43,796	0:43,998	0:45,919	0:47,607	0:45,649	0:44,960	0:45,045	0:44,516	0:45,106	0:51,133	0:43,762
Lap 6	0:43,875	0:43,790	0:45,707	0:43,955	0:44,153	0:43,871	0:44,511	0:44,259	0:43,933	0:45,404	0:45,357	0:47,070
Lap 7	0:44,150	0:44,665	0:43,996	0:44,288	0:44,224	0:43,567	0:44,372	0:44,518	0:43,806	0:44,303	0:44,129	0:44,534
Lap 8	0:44,126	0:45,859	0:44,433	0:43,765	0:43,678	0:43,888	0:44,217	0:44,559	0:43,932	0:44,080	0:43,762	0:43,313
Lap 9	0:43,402	0:43,666	0:43,802	0:43,706	0:43,549	0:43,707	0:44,409	0:43,965	0:43,670	0:44,313	0:43,568	0:43,425
Lap 10	0:43,357	0:44,142	0:44,899	0:44,320	0:44,138	0:44,281	0:44,295	0:44,398	0:48,527	0:44,339	0:43,878	0:43,205
Lap 11	0:43,375	0:43,956	0:44,053	0:44,015	0:43,521	0:44,216	0:44,699	0:44,461	0:44,644	0:44,369	0:44,262	0:43,288
Lap 12	0:43,373	0:43,612	0:43,764	0:43,692	0:43,734	0:44,047	0:44,739	0:44,770	0:44,819	0:44,494	0:44,007	0:43,370
Lap 13	0:43,453	0:43,446	0:43,739	0:43,550	0:43,850	0:44,130	0:44,503	0:44,471	0:45,325	0:45,252	0:43,845	
Lap 14	0:43,538	0:43,696	0:43,927	0:43,740	0:44,051	0:44,642	0:44,039	0:44,053	0:44,270	0:44,059	0:43,532	



DMSB-RegNr: 206/2018

R 3 DKM (OK) Heat 1 B < > C

Strecke / track: 1107

Fahrername Driver	Maisch Luca	Linty Erienne	Karovsky Matej
schnellste Runde in Runde	0:43,673 Rn. 8	0:43,385 Rn. 5	0:45,309 Rn. 3
Speed	91,3 km/h	91,9 km/h	88,0 km/h
Lap 1	0:52,214	0:50,736	0:51,277
Lap 2	0:46,197	0:46,720	0:46,408
Lap 3	0:44,844	0:46,006	0:45,309
Lap 4	0:44,896	0:43,895	0:46,038
Lap 5	0:44,216	0:43,385	
Lap 6	0:44,217	0:44,722	
Lap 7	0:43,681	0:43,774	
Lap 8	0:43,673		
Lap 9	0:43,763		
Lap 10	0:46,919		
Lap 11	0:45,904		
Lap 12			
Lap 13			
Lap 14			

R 3 DKM (OK) Heat 1 B < > C

Ziel		Sektion 1		Sektion 2		Sektion 3	
Fahrername	Zeit	Fahrername	Zeit	Fahrername	Zeit	Fahrername	Zeit
1 19 Tröger, Niels	0:42,843	30 Haverkort, Kas	0:12,759	19 Tröger, Niels	0:18,811	19 Tröger, Niels	0:11,229
2 30 Haverkort, Kas	0:42,907	19 Tröger, Niels	0:12,775	86 Sasse, Hugo	0:18,850	86 Sasse, Hugo	0:11,238
3 86 Sasse, Hugo	0:42,977	86 Sasse, Hugo	0:12,796	30 Haverkort, Kas	0:18,865	26 Alibaks, Renzo	0:11,259
4 8 Liwinski, David	0:43,152	14 Tröger, Tim	0:12,817	4 Arnold, Felix	0:18,928	20 Limty, Etienne	0:11,259
5 4 Arnold, Felix	0:43,184	45 Read, Tyler	0:12,821	38 Buus, Bastian	0:18,938	30 Haverkort, Kas	0:11,261
6 10 O' dey, Levi	0:43,186	16 Volz, Rico	0:12,839	8 Liwinski, David	0:18,979	45 Read, Tyler	0:11,271
7 14 Tröger, Tim	0:43,202	65 Brizhan, Alexey	0:12,844	14 Tröger, Tim	0:18,980	10 O' dey, Levi	0:11,287
8 16 Volz, Rico	0:43,204	38 Buus, Bastian	0:12,846	65 Brizhan, Alexey	0:18,980	49 Van Berlo, Glenn	0:11,289
9 45 Read, Tyler	0:43,205	8 Liwinski, David	0:12,848	29 Skjellerup, Oliver	0:18,985	16 Volz, Rico	0:11,292
10 49 Van Berlo, Glenn	0:43,277	50 Kovacs, Zsombor	0:12,851	50 Kovacs, Zsombor	0:18,986	8 Liwinski, David	0:11,296
11 38 Buus, Bastian	0:43,291	10 O' dey, Levi	0:12,859	49 Van Berlo, Glenn	0:18,986	59 Damhuis, Philipp	0:11,299
12 29 Skjellerup, Oliver	0:43,306	29 Skjellerup, Oliver	0:12,860	16 Volz, Rico	0:18,988	38 Buus, Bastian	0:11,311
13 65 Brizhan, Alexey	0:43,345	4 Arnold, Felix	0:12,884	33 Kortelainen, Rasmus	0:19,008	4 Arnold, Felix	0:11,311
14 50 Kovacs, Zsombor	0:43,348	20 Limty, Etienne	0:12,902	45 Read, Tyler	0:19,012	65 Brizhan, Alexey	0:11,323
15 20 Limty, Etienne	0:43,385	15 Maisch, Luca	0:12,906	10 O' dey, Levi	0:19,019	50 Kovacs, Zsombor	0:11,324
16 26 Alibaks, Renzo	0:43,446	7 Enders, Paul	0:12,907	42 Maloney, Zane	0:19,026	14 Tröger, Tim	0:11,335
17 33 Kortelainen, Rasmus	0:43,521	47 Bizzotto, Leonardo	0:12,927	15 Maisch, Luca	0:19,028	42 Maloney, Zane	0:11,360
18 42 Maloney, Zane	0:43,532	31 Meyer Hansen, Mikkel	0:12,937	59 Damhuis, Philipp	0:19,034	33 Kortelainen, Rasmus	0:11,377
19 47 Bizzotto, Leonardo	0:43,550	26 Alibaks, Renzo	0:12,948	26 Alibaks, Renzo	0:19,066	29 Skjellerup, Oliver	0:11,388
20 59 Damhuis, Philipp	0:43,567	49 Van Berlo, Glenn	0:12,949	47 Bizzotto, Leonardo	0:19,148	31 Meyer Hansen, Mikkel	0:11,392
21 7 Enders, Paul	0:43,670	24 Pavlíček, Matěj	0:12,953	7 Enders, Paul	0:19,156	7 Enders, Paul	0:11,399
22 15 Maisch, Luca	0:43,673	59 Damhuis, Philipp	0:12,980	31 Meyer Hansen, Mikkel	0:19,168	15 Maisch, Luca	0:11,399
23 31 Meyer Hansen, Mikkel	0:43,739	42 Maloney, Zane	0:12,982	20 Limty, Etienne	0:19,179	67 Kacovsky, Matěj	0:11,404
24 24 Pavlíček, Matěj	0:43,965	33 Kortelainen, Rasmus	0:13,005	34 Saarijärvi, Frans-Emil	0:19,226	23 Pros, Framišek	0:11,427
25 23 Pros, Framišek	0:44,039	23 Pros, Framišek	0:13,007	23 Pros, Framišek	0:19,272	47 Bizzotto, Leonardo	0:11,449
26 34 Saarijärvi, Frans-Emil	0:44,059	34 Saarijärvi, Frans-Emil	0:13,015	24 Pavlíček, Matěj	0:19,333	34 Saarijärvi, Frans-Emil	0:11,454
27 67 Kacovsky, Matěj	0:45,309	67 Kacovsky, Matěj	0:13,519	67 Kacovsky, Matěj	0:19,346	24 Pavlíček, Matěj	0:11,495



DEUTSCHE KART-MEISTERSCHAFTEN 2018 27-29 / 07 / 2018

DMSB-Reglir:208/2018

R 3 DKM (OK) Heat 1 B < > C

Die schnellsten Zeiten

Ort	Nr. Fahrername	Streckenl.	Zeit	Ø Speed
Ziel	19 Träger,Niels	1107 m	0:42,843	93,0 km/h
Sektion 1	30 Haverkort,Kus	329 m	0:12,759	92,8 km/h
Sektion 2	19 Träger,Niels	475 m	0:18,811	90,9 km/h
Sektion 3	19 Träger,Niels	303 m	0:11,229	97,1 km/h

	Smr.38 Buis,Bastian DNK RS Competition	Smr.8 Liwinski,David NLD Mach1 Motorsport	Smr.49 Van Berlo,Glenn NLD Lennox Racing Team	Smr.19 Träger,Niels DEU RTG Kartsport	Smr.4 Arnold,Felix DEU KSM Schumacher Racing Team
	theoretisch mögliche Bestzeit 0:43,095	theoretisch mögliche Bestzeit 0:43,123	theoretisch mögliche Bestzeit 0:43,224	theoretisch mögliche Bestzeit 0:42,815	theoretisch mögliche Bestzeit 0:43,123
best	Ziel 0:43,291 Sektion 1 0:12,846 Sektion 2 0:18,938 Sektion 3 0:11,311	Ziel 0:43,152 Sektion 1 0:12,848 Sektion 2 0:18,979 Sektion 3 0:11,296	Ziel 0:43,277 Sektion 1 0:12,949 Sektion 2 0:18,986 Sektion 3 0:11,289	Ziel 0:42,843 Sektion 1 0:12,775 Sektion 2 0:18,811 Sektion 3 0:11,229	Ziel 0:43,184 Sektion 1 0:12,884 Sektion 2 0:18,928 Sektion 3 0:11,311
Runde 1	0:49,050 0:15,894 0:20,772 0:12,384	0:50,181 0:16,103 0:20,797 0:13,281	0:50,097 0:16,434 0:21,086 0:12,577	0:50,258 0:16,435 0:21,140 0:12,683	0:49,572 0:15,814 0:20,954 0:12,804
Runde 2	0:46,163 0:14,785 0:19,796 0:11,582	0:45,703 0:14,400 0:19,728 0:11,575	0:45,245 0:14,074 0:19,690 0:11,481	0:46,449 0:14,713 0:19,980 0:11,756	0:45,273 0:13,886 0:19,668 0:11,719
Runde 3	0:44,166 0:13,487 0:19,270 0:11,409	0:44,524 0:13,763 0:19,213 0:11,548	0:44,253 0:13,498 0:19,294 0:11,461	0:44,598 0:13,879 0:19,294 0:11,425	0:44,212 0:13,543 0:19,241 0:11,428
Runde 4	0:43,836 0:13,417 0:19,085 0:11,334	0:43,908 0:13,468 0:19,118 0:11,322	0:43,831 0:13,291 0:19,230 0:11,310	0:43,356 0:13,133 0:18,904 0:11,319	0:44,110 0:13,400 0:19,278 0:11,432
Runde 5	0:43,323 0:12,980 0:18,938 0:11,405	0:43,775 0:13,154 0:19,301 0:11,320	0:43,614 0:13,230 0:19,095 0:11,289	0:43,682 0:13,000 0:19,171 0:11,511	0:43,446 0:13,032 0:19,057 0:11,357
Runde 6	0:44,129 0:13,042 0:19,462 0:11,625	0:44,416 0:13,038 0:19,959 0:11,419	0:44,997 0:13,001 0:20,498 0:11,498	0:44,720 0:12,899 0:20,168 0:11,653	0:46,196 0:12,982 0:21,548 0:11,666
Runde 7	0:44,514 0:13,022 0:20,034 0:11,458	0:44,493 0:13,479 0:19,696 0:11,318	0:44,595 0:13,469 0:19,728 0:11,398	0:45,635 0:13,602 0:20,611 0:11,422	0:45,027 0:14,047 0:19,595 0:11,385
Runde 8	0:43,533 0:12,846 0:19,243 0:11,444	0:43,391 0:12,861 0:19,199 0:11,331	0:43,460 0:12,949 0:19,173 0:11,338	0:42,803 0:12,803 0:18,811 0:11,229	0:43,286 0:12,898 0:19,010 0:11,378
Runde 9	0:43,475 0:12,924 0:19,104 0:11,447	0:43,409 0:12,848 0:19,117 0:11,444	0:43,277 0:12,949 0:19,000 0:11,328	0:43,157 0:12,783 0:18,964 0:11,410	0:43,325 0:12,968 0:18,967 0:11,390
Runde 10	0:43,374 0:12,866 0:19,052 0:11,456	0:43,201 0:12,852 0:19,039 0:11,310	0:43,347 0:12,983 0:19,033 0:11,331	0:43,155 0:12,886 0:18,994 0:11,275	0:43,773 0:12,884 0:19,475 0:11,414
Runde 11	0:43,306 0:12,892 0:19,103 0:11,311	0:43,383 0:12,969 0:19,009 0:11,405	0:43,284 0:12,965 0:18,998 0:11,321	0:43,206 0:12,780 0:19,003 0:11,423	0:43,184 0:12,945 0:18,928 0:11,311
Runde 12	0:43,651 0:12,889 0:19,281 0:11,481	0:43,152 0:12,867 0:18,989 0:11,296	0:43,331 0:12,964 0:18,986 0:11,381	0:43,750 0:13,396 0:19,039 0:11,315	0:43,973 0:13,348 0:19,062 0:11,563
Runde 13	0:43,291 0:12,962 0:18,942 0:11,387	0:43,214 0:12,910 0:18,979 0:11,325	0:43,310 0:12,968 0:19,014 0:11,328	0:43,550 0:12,801 0:19,436 0:11,313	0:43,314 0:13,042 0:18,939 0:11,333
Runde 14	0:44,003 0:12,928 0:19,614 0:11,461	0:43,638 0:12,907 0:19,261 0:11,470	0:43,499 0:13,084 0:19,057 0:11,358	0:43,001 0:12,775 0:18,864 0:11,362	0:43,843 0:13,171 0:19,328 0:11,344

R 3 DKM (OK) Heat 1 B < > C

Die schnellsten Zeiten

Ort	Nr. Fahrername	Zeit	Streckenl.	ø Speed
Ziel	19 Träger, Niels	0:42,843	1107 m	93,0 km/h
Sektion 1	30 Haverkort, Kas	0:12,759	329 m	92,8 km/h
Sektion 2	19 Träger, Niels	0:18,811	475 m	90,9 km/h
Sektion 3	19 Träger, Niels	0:11,229	303 m	97,1 km/h

	Schnr.20	Schnr.67	Ziel	Sektion 1	Sektion 2	Sektion 3	Ziel	Sektion 1	Sektion 2	Sektion 3	Ziel	Sektion 1	Sektion 2	Sektion 3
	Linzy, Etienne	Karovsky, Matej												
	ITA	CZE												
	EMILIA KART SRL	BIREL ART RACING KSW												
	theoretisch mögliche Bestzeit 0:43,340	theoretisch mögliche Bestzeit 0:44,269												
best	Ziel 0:43,385	Ziel 0:45,309	Sektion 1 0:19,179	Sektion 1 0:13,519	Sektion 2 0:11,259	Sektion 2 0:19,346	Sektion 3 0:11,404	Sektion 3 0:17,084	Sektion 3 0:20,054	Sektion 3 0:19,346	Sektion 3 0:11,404	Sektion 3 0:17,084	Sektion 3 0:20,054	Sektion 3 0:19,346
Runde 1	0:50,736	0:51,277	0:21,219	0:17,084	0:12,494	0:21,561	0:12,632	0:17,084	0:20,054	0:19,346	0:11,404	0:17,084	0:20,054	0:19,346
Runde 2	0:46,770	0:46,408	0:20,534	0:14,311	0:11,687	0:20,054	0:12,043	0:14,311	0:20,054	0:19,346	0:11,404	0:14,311	0:20,054	0:19,346
Runde 3	0:46,006	0:45,309	0:19,849	0:13,881	0:12,293	0:19,346	0:12,082	0:13,881	0:19,346	0:19,346	0:11,404	0:13,881	0:19,346	0:19,346
Runde 4	0:43,895	0:46,038	0:19,274	0:14,414	0:11,391	0:20,220	0:11,404	0:14,414	0:20,220	0:19,346	0:11,404	0:14,414	0:20,220	0:19,346
Runde 5	0:43,385	0:13,519	0:19,179	0:13,519	0:11,259	0:19,179	0:11,259	0:13,519	0:19,179	0:19,179	0:11,259	0:13,519	0:19,179	0:19,179
Runde 6	0:44,722		0:19,980		0:11,428	0:19,980	0:11,428							
Runde 7	0:43,774		0:19,574		0:11,298	0:19,574	0:11,298							
Runde 8	5:27,089													

DMSB DKM

Round 4: Kerpen / DEU

DEUTSCHE KART-MEISTERSCHAFTEN 2018 27-29 / 07 / 2018

EMMendinger
Kerpen-Markheim

DMSB-RegNr:206/2018

Groups DKM (DK)

Group A

Pos.	Stnr No.	Fahrer Driver	Nation	Bewerber Sponsor	Nation
1	17	Füßling, Luke	DEU	Valier Motorsport	DEU
4	36	Van Der Helm, Tijmen	NLD	KSM Schumacher Racing Team	DEU
7	39	Thompson, Harry	GBR	Ricky Flynn Motorsport	GBR
10	77	Trammitz, Tim	DEU	KSM Schumacher Racing Team	DEU
13	6	Schaller, Marek	DEU	RTG Kartsport	DEU
16	40	Fusen, Jan David	DEU	Solgat Motorsport	DEU
19	11	Ferati, Jasin	CHE	KSM Schumacher Racing Team	DEU
22	22	Fritsch, Valentino	DEU	BIREL ART RACING KSW	AUT
25	88	Schmidli, Titus-Shanghai	CHE	CS Racing	CHE
28	21	Anderrüti, Leandro	CHE	Lanari Racing Team	DEU
31	27	Born, Miklas	CHE	Innovative Competition	CHE
34	12	Schulte, Maximilian	DEU	Solgat Motorsport	DEU
37	99	Degenbeck, Patrick	DEU	TB Racing Team	DEU
40	32	Dörr, Phil	DEU	TB Racing Team	DEU

Group B

Pos.	Stnr No.	Fahrer Driver	Nation	Bewerber Sponsor	Nation
2	30	Haverkort, Kas	NLD	Zanardi Racing Team	NLD
5	14	Tröger, Tim	DEU	Machi Motorsport	DEU
8	50	Kovacs, Zsombor	HUN	KMS EUROPE KFT.	HUN
11	19	Tröger, Niels	DEU	RTG Kartsport	DEU
14	45	Reed, Tyler	GBR	Ricky Flynn Motorsport	GBR
17	16	Volz, Rico	DEU	RS-Motorsport	DEU
20	29	Skjellerup, Oliver	DNK	Robert Schlussen	DNK
23	49	Van Berlo, Glenn	NLD	Lennox Racing Team	ITA
26	31	Meyer Hansen, Mikkel	DNK	Racing Motor DK	DNK
29	7	Enders, Paul	DEU	RTG Kartsport	DEU
32	23	Pros, Frantisek	CZE	PRAGA VMS RACING	CZE
35	59	Damhuis, Philipp	DEU	Millennium Racing Team	DEU
38	24	Pavlicek, Matěj	CZE	PRAGA VMS RACING	CZE
41	42	Maloney, Zane	GBR	Ricky Flynn Motorsport	GBR

Group C

Pos.	Stnr No.	Fahrer Driver	Nation	Bewerber Sponsor	Nation
3	86	Sasse, Hugo	DEU	TB Racing Team	DEU
6	8	Liwinski, David	NLD	Machi Motorsport	DEU
9	4	Arnold, Felix	DEU	KSM Schumacher Racing Team	DEU
12	10	O'dey, Levi	DEU	KSM Schumacher Racing Team	DEU
15	38	Buus, Bastian	DNK	RS Competition	DNK
18	20	Linty, Etienne	ITA	EMILIA KART SRL	ITA
21	65	Brizhan, Alexey	AUT	Ward racing	SWE
24	26	Alibaks, Renzo	NLD	Zanardi Racing Team	NLD
27	67	Karovsky, Matej	CZE	BIREL ART RACING KSW	AUT
30	34	Saarijärvi, Frans-Emil	FIN	KOSKI MOTORSPORT	FIN
33	15	Maisch, Luca	DEU	TB Racing Team	DEU
36	47	Bizzotto, Leonardo	ITA	KSM Schumacher Racing Team	DEU
39	64	Largim, Ali	AUT	KSB RACING TEAM	AUT
42	33	Kortelainen, Rasmus	FIN	KOSKI MOTORSPORT	FIN

Rennleitung: Volker Eikekircher Racedirektor: Thomas Luine
 Sportkommissare: Thomas Ferraro / Ulrich Bell / Peter Brings / Tobias Amann
 Techn. Kommissare: H.-J. Dangers / A. Sengpiel / M. Grasshoff / C. Schmidt / D. Pietzke
 Zeitnahme: KART-DATA timing service Franz Schieszler / Martin Summere



14	32	TB Racing Team Dörr Phil Startposition 27	14	42	Ricky Flynn Motorsport Maloney Zane Startposition 28
13	99	TB Racing Team Degenbeck Patrick Startposition 25	13	24	PRAGA VMS RACING Pavlicek Matěj Startposition 26
12	12	Solgat Motorsport Schulte Maximilian Startposition 23	12	59	Millennium Racing Team Damhuis Philipp Startposition 24
11	27	Innovative Competition Born Miklas Startposition 21	11	23	PRAGA VMS RACING Pros Frantisek Startposition 22
10	21	Lanari Racing Team Anderrüti Leandro Startposition 19	10	7	RTG Kartsport Enders Paul Startposition 20
9	88	CS Racing Schmidli Titus-Shanghai Startposition 17	9	31	Racing Motor DK Meyer Hansen Mikkel Startposition 18
8	22	BIREL ART RACING KSW Fritsch Valentino Startposition 15	8	49	Lennox Racing Team Van Berlo Glenn Startposition 16
7	11	KSM Schumacher Racing Team Ferati Jasin Startposition 13	7	29	Robert Schlussen Skjellerup Oliver Startposition 14
6	40	Solgat Motorsport Fusen Jan David Startposition 11	6	16	RS-Motorsport Volz Rico Startposition 12
5	6	RTG Kartsport Schaller Marek Startposition 9	5	45	Ricky Flynn Motorsport Read Tyler Startposition 10
4	77	KSM Schumacher Racing Team Tramnitz Tim Startposition 7	4	19	RTG Kartsport Tröger Niels Startposition 8
3	39	Ricky Flynn Motorsport Thompson Harry Startposition 5	3	50	KMS EUROPE KFT. Kovacs Zsombor Startposition 6
2	36	KSM Schumacher Racing Team Van Der Helm Tijmen Startposition 3	2	14	Mach1 Motorsport Tröger Tim Startposition 4
1	17	Valier Motorsport Füngeling Luke Startposition 1	1	30	Zanardi Racing Team Haverkort Kas Startposition 2



Starting Grid Group A - B DKM (OK)

Rennen 12



14	32	TB Racing Team Dörr Phil Startposition 27	14	33	KOSKI MOTORSPORT Kortelainen Rasmus Startposition 28
13	99	TB Racing Team Degenbeck Patrick Startposition 25	13	64	KSB RACING TEAM Largim Ali Startposition 26
12	12	Solgat Motorsport Schulte Maximilian Startposition 23	12	47	KSM Schumacher Racing Team Bizzotto Leonardo Startposition 24
11	27	Innovative Competition Born Miklas Startposition 21	11	15	TB Racing Team Maisch Luca Startposition 22
10	21	Lanari Racing Team Anderrüti Leandro Startposition 19	10	34	KOSKI MOTORSPORT Saarijärvi Frans-Emil Startposition 20
9	88	CS Racing Schmidli Titus-Shanghai Startposition 17	9	67	BIREL ART RACING KSW Kacovsky Matej Startposition 18
8	22	BIREL ART RACING KSW Fritsch Valentino Startposition 15	8	26	Zanardi Racing Team Alibaks Renzo Startposition 16
7	11	KSM Schumacher Racing Team Ferati Jasin Startposition 13	7	65	Ward racing Brizhan Alexey Startposition 14
6	40	Solgat Motorsport Fusen Jan David Startposition 11	6	20	EMILIA KART SRL Linty Etienne Startposition 12
5	6	RTG Kartsport Schaller Marek Startposition 9	5	38	RS Competition Buus Bastian Startposition 10
4	77	KSM Schumacher Racing Team Tramnitz Tim Startposition 7	4	10	KSM Schumacher Racing Team O'dey Levi Startposition 8
3	39	Ricky Flynn Motorsport Thompson Harry Startposition 5	3	4	KSM Schumacher Racing Team Arnold Felix Startposition 6
2	36	KSM Schumacher Racing Team Van Der Helm Tijmen Startposition 3	2	8	Mach1 Motorsport Liwinski David Startposition 4
1	17	Valier Motorsport Füngeling Luke Startposition 1	1	86	TB Racing Team Sasse Hugo Startposition 2

Starting Grid Group A - C DKM (OK)

Rennen 7



14	42	Ricky Flynn Motorsport Maloney Zane Startposition 27	14	33	KOSKI MOTORSPORT Kortelainen Rasmus Startposition 28
13	24	PRAGA VMS RACING Pavlíček Matěj Startposition 25	13	64	KSB RACING TEAM Largim Ali Startposition 26
12	59	Millennium Racing Team Damhuis Philipp Startposition 23	12	47	KSM Schumacher Racing Team Bizzotto Leonardo Startposition 24
11	23	PRAGA VMS RACING Pros Frantisek Startposition 21	11	15	TB Racing Team Maisch Luca Startposition 22
10	7	RTG Kartsport Enders Paul Startposition 19	10	34	KOSKI MOTORSPORT Saarijärvi Frans-Emil Startposition 20
9	31	Racing Motor DK Meyer Hansen Mikkel Startposition 17	9	67	BIREL ART RACING KSW Kacovsky Matej Startposition 18
8	49	Lennox Racing Team Van Berlo Glenn Startposition 15	8	26	Zanardi Racing Team Alibaks Renzo Startposition 16
7	29	Robert Schlussen Skjellerup Oliver Startposition 13	7	65	Ward racing Brizhan Alexey Startposition 14
6	16	RS-Motorsport Volz Rico Startposition 11	6	20	EMILIA KART SRL Linty Etienne Startposition 12
5	45	Ricky Flynn Motorsport Read Tyler Startposition 9	5	38	RS Competition Buus Bastian Startposition 10
4	19	RTG Kartsport Tröger Niels Startposition 7	4	10	KSM Schumacher Racing Team O'dey Levi Startposition 8
3	50	KMS EUROPE KFT. Kovacs Zsombor Startposition 5	3	4	KSM Schumacher Racing Team Arnold Felix Startposition 6
2	14	Mach1 Motorsport Tröger Tim Startposition 3	2	8	Mach1 Motorsport Liwinski David Startposition 4
1	30	Zanardi Racing Team Haverkort Kas Startposition 1	1	86	TB Racing Team Sasse Hugo Startposition 2

Starting Grid Group B - C DKM (OK)

Rennen 3

Strecke / track: 1107m
 started: 42 classified: 42 not classified: 0

Doc. 19

Pos	Str. Nr.	Fahrer / Driver	Nation	Bewerber/Sponsor	Nation	Linzen/B-Lizenz	Chassis/Motor/Reifen	Rn. Laps	schnellste Zeit fastest Lap	Abstand Gap	Lauf Heat	Rn. Lp	Zeit Time
1	17	Füngeling, Luke	DEU	Valier Motorsport	DEU	IKC 1136804 KBF 1063735	SODI / Iame / Vega	7	0:42,163		1	7	0:42,163
2	30	Haverkort, Kas	NLD	Zanardi Racing Team	NLD	36154 28613	CRG / TM / Vega	6	0:42,289	0:00,126	2	6	0:42,289
3	86	Sasse, Hugo	DEU	TB Racing Team	DEU	IKCR 1147248 KBF 1116906	Kart Republic / Iame / Vega	6	0:42,377	0:00,088	1	6	0:42,377
4	36	Van Der Helm, Tijmen	NLD	KSM Schumacher Racing Team	DEU	35964 KBF 1067587	Tony Kart / Vortex / Vega	7	0:42,386	0:00,009	1	7	0:42,386
5	14	Tröger, Tim	DEU	Mach1 Motorsport	DEU	IKC 1132554 KBF 1005514	Mach1 / Iame / Vega	7	0:42,471	0:00,085	1	7	0:42,471
6	8	Liwinski, David	NLD	Mach1 Motorsport	DEU	35786 KBF 1005514	Mach1 / Iame / Vega	7	0:42,479	0:00,008	1	7	0:42,479
7	39	Thompson, Harry	GBR	Ricky Flynn Motorsport	GBR	265302 162392	FA Kart / Vortex / Vega	6	0:42,490	0:00,011	1	6	0:42,490
8	50	Kovacs, Zsombor	HUN	KMS EUROPE KFT.	HUN	4966 804	Exprit / TM / Vega	6	0:42,511	0:00,021	1	6	0:42,511
9	4	Arnold, Felix	DEU	KSM Schumacher Racing Team	DEU	IKA 1138542 KBF 1067587	Tony Kart / Vortex / Vega	7	0:42,592	0:00,081	1	7	0:42,592
10	77	Tramnitz, Tim	DEU	KSM Schumacher Racing Team	DEU	IKCR 1161254 KBF 1067587	Tony Kart / Vortex / Vega	6	0:42,639	0:00,047	2	6	0:42,639
11	19	Tröger, Niels	DEU	RTG Kartsport	DEU	IKC 1139697 KBF 1166823	CRG / Iame / Vega	7	0:42,643	0:00,004	1	7	0:42,643
12	10	O'dey, Levi	DEU	KSM Schumacher Racing Team	DEU	IKCR 1164486 KBF 1067587	Tony Kart / Vortex / Vega	7	0:42,697	0:00,054	1	7	0:42,697
13	6	Schaller, Marek	DEU	RTG Kartsport	DEU	IKC 1151363 KBF 1166823	CRG / Iame / Vega	7	0:42,702	0:00,005	1	7	0:42,702
14	45	Read, Tyler	GBR	Ricky Flynn Motorsport	GBR	263149 162392	FA Alonso / Vortex / Vega	6	0:42,713	0:00,011	1	6	0:42,713
15	38	Buus, Bastian	DNK	RS Competition	DNK	59991 36053	Tony Kart / Vortex / Vega	7	0:42,730	0:00,017	1	7	0:42,730
16	40	Fusen, Jan David	DEU	Solgat Motorsport	DEU	IKC 1137577 KBF 1079882	BirelArt / TM / Vega	8	0:42,756	0:00,026	2	8	0:42,756
17	16	Volz, Rico	DEU	RS-Motorsport	DEU	IKC 1154071 KBF 1104126	CRG / Iame / Vega	7	0:42,857	0:00,101	1	7	0:42,857
18	20	Linty, Etienne	ITA	EMILIA KART SRL	ITA	337697 295453	BirelART / Iame / Vega	7	0:42,864	0:00,007	2	7	0:42,864
19	11	Ferati, Jasin	CHE	KSM Schumacher Racing Team	DEU	502257 KBF 1067587	Tony Kart / Vortex / Vega	5	0:42,885	0:00,021	2	5	0:42,885
20	29	Skjellerup, Oliver	DNK	Robert Schlussen	DNK	58044 36053	Tony Kart / Vortex / Vega	6	0:42,909	0:00,024	2	6	0:42,909
21	65	Brizhan, Alexey	AUT	Ward racing	SWE	C18504 102	Tony Kart / Vortex / Vega	8	0:42,937	0:00,028	2	8	0:42,937
22	22	Fritsch, Valentino	DEU	BIREL ART RACING KSW	AUT	IKB 1173038 BK 102	BirelART / Iame / Vega	7	0:42,963	0:00,026	1	7	0:42,963
23	49	Van Berlo, Glenn	NLD	Lennox Racing Team	ITA	36847 322955	Exprit / Vortex / Vega	6	0:42,967	0:00,004	2	6	0:42,967
24	26	Alibaks, Renzo	NLD	Zanardi Racing Team	NLD	36331 28613	Zanardi / TM / Vega	7	0:42,968	0:00,001	1	7	0:42,968
25	88	Schmidli, Titus-Shanghai	CHE	CS Racing	CHE	502418 500001	Tony Kart / Vortex / Vega	7	0:42,974	0:00,006	1	7	0:42,974
26	31	Meyer Hansen, Mikkel	DNK	Racing Motor DK	DNK	36477 03587	KALI-KART / TM / Vega	7	0:43,065	0:00,091	2	7	0:43,065
27	67	Kacovsky, Matej	CZE	BIREL ART RACING KSW	AUT	1011 BK 102	BirelART / TM / Vega	7	0:43,068	0:00,003	1	7	0:43,068
28	21	Anderrüti, Leandro	CHE	Lanari Racing Team	DEU	500212 KBF 1159049	KR / Iame / Vega	6	0:43,073	0:00,005	1	6	0:43,073
29	7	Enders, Paul	DEU	RTG Kartsport	DEU	IKCR 1141749 KBF 1166823	CRG / Iame / Vega	7	0:43,091	0:00,018	2	7	0:43,091
30	34	Saarijärvi, Frans-Emil	FIN	KOSKI MOTORSPORT	FIN	3476557 50054310	Kosmic / Vortex / Vega	7	0:43,255	0:00,164	2	7	0:43,255
31	27	Born, Miklas	CHE	Innovative Competition	CHE	505145 500033	Exprit / Vortex / Vega	6	0:43,286	0:00,031	2	6	0:43,286
32	23	Pros, Frantisek	CZE	PRAGA VMS RACING	CZE	18 SA0105 18 AT 00031	PRAGA / TM / Vega	7	0:43,314	0:00,028	2	7	0:43,314
33	15	Maisch, Luca	DEU	TB Racing Team	DEU	IKC 1154306 KBF 1116906	Kart Republic / Iame / Vega	6	0:43,329	0:00,015	2	6	0:43,329
34	12	Schulte, Maximilian	DEU	Solgat Motorsport	DEU	IKCR 1153757 KBF 1079882	BirelArt / TM / Vega	7	0:43,334	0:00,005	2	7	0:43,334
35	59	Damhuis, Philipp	DEU	Millennium Racing Team	DEU	IKC 1147509 KBF 1095578	Kosmic / Vortex / Vega	7	0:43,369	0:00,035	1	7	0:43,369
36	47	Bizzotto, Leonardo	ITA	KSM Schumacher Racing Team	DEU	346670 KBF 1067587	Tony Kart / Vortex / Vega	4	0:43,454	0:00,085	2	4	0:43,454
37	99	Degenbeck, Patrick	DEU	TB Racing Team	DEU	IKC 1149780 KBF 1116906	CRG / IAME / Vega	7	0:43,519	0:00,065	2	7	0:43,519
38	24	Pavlíček, Matěj	CZE	PRAGA VMS RACING	CZE	18 AS 0060 18 AT 00031	PRAGA / TM / Vega	7	0:43,576	0:00,057	2	7	0:43,576
39	64	Largim, Ali	AUT	KSB RACING TEAM	AUT	69355 Bk 002	Kosmic / Vortex / Vega	5	0:43,675	0:00,099	2	5	0:43,675
40	32	Dörr, Phil	DEU	TB Racing Team	DEU	IKC 1162847 KBF 1116906	Kart Republic / Parilla / Vega	3	0:43,716	0:00,041	2	3	0:43,716
41	42	Maloney, Zane	GBR	Ricky Flynn Motorsport	GBR	376 162392	FA Kart / Vortex / Vega	2	0:43,925	0:00,209	2	2	0:43,925

Strecke / track: 1107m
 started: 42 classified: 42 not classified: 0

Doc. 19

Pos	Str. Nr.	Fahrer Driver	Nation	Bewerber/Sponsor	Nation	Linzenz/B-Lizenz	Chassis/Motor/Reifen	An. Laps	schnellste Zeit fastest Lap	Abstand Gap	Lauf Heat	An. Lp	Zeit Time
42	33	Kortelainen, Rasmus		KOSKI MOTORSPORT		34745739 50054310	Tony Kart / Vortex / Vega	6	0:44,919	0:00,994	1	6	0:44,919

Rennleitung: Volker Ehekircher Racedirektor: Thomas Lainer
 Sportkommissare: Thomas Ferrero / Ulrich Bell / Peter Brings / Tobias Amann
 Techn. Kommissare: H.-J. Dangers / A.Sengpiel / M. Grasshoff / C. Schmidt / D.Pietzko
 Zeitnahme: KART-DATA timing service Franz Schieszler / Martin Summerer

DMSB-RegNr: 206/2018

Qualifying practice DKM (OK) Group 2

Strecke / track: 1107m

started: 21 classified: 21 not classified: 0

Doc. 18

Pos	Str. Nr.	Fahrer Driver	Nation	Bewerber/Sponsor	Nation	Lizenz/B-Lizenz	Chassis/Motor/Reifen	Runden Laps	Gesamtzeit Differenz	Abstand Gap	beste Runde best Lap	in N. in L.	o Geschw. o Speed
1	30	Haverkort, Kas	NLD	Zanardi Racing Team	NLD	36154 28613	CRG / TM / Vega	6			0:42,289	5	94,2 km/h
2	77	Tramnitz, Tim	DEU	KSM Schumacher Racing Team	DEU	IKCR 1161254 KBF 1067587	Tony Kart / Vortex / Vega	6	0:00,350	0:00,350	0:42,639	5	93,5 km/h
3	40	Fusen, Jan David	DEU	Solgat Motorsport	DEU	IKC 1137577 KBF 1079882	BirelArt / TM / Vega	8	0:00,467	0:00,117	0:42,756	7	93,2 km/h
4	20	Linty, Etienne	ITA	EMILIA KART SRL	ITA	337697 295453	BirelART / lame / Vega	7	0:00,575	0:00,108	0:42,864	5	93,0 km/h
5	11	Ferati, Jasin	CHE	KSM Schumacher Racing Team	DEU	502257 KBF 1067587	Tony Kart / Vortex / Vega	5	0:00,596	0:00,021	0:42,885	4	92,9 km/h
6	29	Skjellerup, Oliver	DNK	Robert Schlunssen	DNK	58044 36053	Tony Kart / Vortex / Vega	6	0:00,620	0:00,024	0:42,909	6	92,9 km/h
7	65	Brizhan, Alexey	AUT	Ward racing	SWE	C18504 102	Tony Kart / Vortex / Vega	8	0:00,648	0:00,028	0:42,937	8	92,8 km/h
8	49	Van Berlo, Glenn	NLD	Lennox Racing Team	ITA	36847 322955	Exprit / Vortex / Vega	6	0:00,678	0:00,030	0:42,967	6	92,8 km/h
9	31	Meyer Hansen, Mikkel	DNK	Racing Motor DK	DNK	36477 03587	KALI-KART / TM / Vega	7	0:00,776	0:00,098	0:43,065	7	92,5 km/h
10	7	Enders, Paul	DEU	RTG Kartsport	DEU	IKCR 1141749 KBF 1166823	CRG / lame / Vega	7	0:00,802	0:00,026	0:43,091	6	92,5 km/h
11	34	Saarijärvi, Frans-Emil	FIN	KOSKI MOTORSPORT	FIN	34765557 50054310	Kosmic / Vortex / Vega	7	0:00,966	0:00,164	0:43,255	4	92,1 km/h
12	27	Born, Miklas	CHE	Innovative Competition	CHE	505145 500033	Exprit / Vortex / Vega	6	0:00,997	0:00,031	0:43,286	6	92,1 km/h
13	23	Pros, Frantisek	CZE	PRAGA VMS RACING	CZE	18 SA0105 18 AT 00031	PRAGA / TM / Vega	7	0:01,025	0:00,028	0:43,314	5	92,0 km/h
14	15	Maisch, Luca	DEU	TB Racing Team	DEU	IKC 1154306 KBF 1116906	Kart Republic / lame / Vega	6	0:01,040	0:00,015	0:43,329	5	92,0 km/h
15	12	Schulte, Maximilian	DEU	Solgat Motorsport	DEU	IKCR 1153757 KBF 1079882	BirelArt / TM / Vega	7	0:01,045	0:00,005	0:43,334	6	92,0 km/h
16	47	Bizzotto, Leonardo	ITA	KSM Schumacher Racing Team	DEU	346670 KBF 1067587	Tony Kart / Vortex / Vega	4	0:01,165	0:00,120	0:43,454	4	91,7 km/h
17	99	Degenbeck, Patrick	DEU	TB Racing Team	DEU	IKC 1149780 KBF 1116906	CRG / IAME / Vega	7	0:01,230	0:00,065	0:43,519	6	91,6 km/h
18	24	Pavlíček, Matěj	CZE	PRAGA VMS RACING	CZE	18 AS 0060 18 AT 00031	PRAGA / TM / Vega	7	0:01,287	0:00,057	0:43,576	4	91,5 km/h
19	64	Largim, Ali	AUT	KSB RACING TEAM	AUT	69355 Bk 002	Kosmic / Vortex / Vega	5	0:01,386	0:00,099	0:43,675	5	91,2 km/h
20	32	Dörr, Phil	DEU	TB Racing Team	DEU	IKC 1162847 KBF 1116906	Kart Republic / Parilla / Vega	3	0:01,427	0:00,041	0:43,716	3	91,2 km/h
21	42	Maloney, Zane	GBR	Ricky Flynn Motorsport	GBR	376 162392	FA Kart / Vortex / Vega	2	0:01,636	0:00,209	0:43,925	2	90,7 km/h

Rennleitung: Volker Ehekircher Racedirektor: Thomas Lainer

Sportkommissare: Thomas Ferrero / Ulrich Bell / Peter Brings / Tobias Amann

Techn. Kommissare: H.-J. Dangers / A.Sengpiel / M. Grasshoff / C. Schmidt / D.Pietzko

Zeitnahme: KART-DATA timing service Franz Schieszler / Martin Summerer

Zeitnahme / timekeeping

control *Schieszler*
Franz Schieszler

Aushangzeit : 11:20:50

Qualifying practice DKM (OK) Group 2

Strecke / track: 1107 started: 21 classified: 21 not classified: 0

Fahrename Driver	Haverkort Kas	Tramnitz Tim	Fusen Jan David	Linty Etienne	Ferati Jasin	Skjellerup Oliver	Brizhan Alexey	Van Berlo Glenn	Meyer Hansen Mikkel	Enders Paul	Saarijärvi Frans-Emil	Born Miklas
schnellste Runde in Runde	0:42,289 Rn. 5	0:42,639 Rn. 5	0:42,756 Rn. 7	0:42,864 Rn. 5	0:42,885 Rn. 4	0:42,909 Rn. 6	0:42,937 Rn. 8	0:42,967 Rn. 6	0:43,065 Rn. 7	0:43,091 Rn. 6	0:43,255 Rn. 4	0:43,286 Rn. 6
Speed	94,2 km/h	93,5 km/h	93,2 km/h	93,0 km/h	92,9 km/h	92,9 km/h	92,8 km/h	92,8 km/h	92,5 km/h	92,5 km/h	92,1 km/h	92,1 km/h
Lap 1	0:45,561	0:54,780	0:47,686	0:48,728	0:46,595	1:00,190	0:46,811	0:57,489	0:47,223	0:50,084	0:48,675	0:55,915
Lap 2	0:42,992	0:43,881	0:45,893	0:45,344	0:43,508	0:44,139	0:44,501	0:43,824	0:45,667	0:44,537	0:45,472	0:44,246
Lap 3	0:42,530	0:43,030	0:43,674	0:43,356	0:43,131	0:43,234	0:43,551	0:43,161	0:43,956	0:43,476	0:43,578	0:43,690
Lap 4	0:42,526	0:42,924	0:43,159	0:43,045	0:42,885	0:43,736	0:43,421	0:43,194	0:43,658	0:43,389	0:43,255	0:43,605
Lap 5	0:42,289	0:42,639	0:43,319	0:42,864	0:43,258	0:43,231	0:43,183	0:42,977	0:43,390	0:43,186	0:43,373	0:44,367
Lap 6	0:45,005	0:42,913	0:42,921	0:43,379	0:43,307	0:42,909	0:43,502	0:42,967	0:43,242	0:43,091	0:44,191	0:43,286
Lap 7			0:42,756	0:43,307			0:42,960		0:43,065	0:43,309		
Lap 8			0:43,195				0:42,937					


Qualifying practice DKM (OK) Group 2

Strecke / track: 1107 started: 21 classified: 21 not classified: 0

Fahrername Driver	Pros Frantisek	Maisch Luca	Schulte Maximilian	Bizzotto Leonardo	Degenbeck Patrick	Pavlíček Matěj	Largim Ali	Dörr Phil	Maloney Zane
schnellste Runde in Runde	0:43,314 Rn. 5	0:43,329 Rn. 5	0:43,334 Rn. 6	0:43,454 Rn. 4	0:43,519 Rn. 6	0:43,576 Rn. 4	0:43,675 Rn. 5	0:43,716 Rn. 3	0:43,925 Rn. 2
Speed	92,0 km/h	92,0 km/h	92,0 km/h	91,7 km/h	91,6 km/h	91,5 km/h	91,2 km/h	91,2 km/h	90,7 km/h
Lap 1	0:51,713	0:56,994	0:47,717	0:54,936	0:50,653	0:52,425	0:55,724	0:53,576	1:00,512
Lap 2	0:45,336	0:44,054	0:44,153	0:44,641	0:45,152	0:45,052	0:44,746	0:44,483	0:43,925
Lap 3	0:44,631	0:43,848	0:44,275	0:43,971	0:43,860	0:43,733	0:44,590	0:43,716	
Lap 4	0:44,071	0:43,680	0:43,376	0:43,454	0:44,071	0:43,576	0:44,048		
Lap 5	0:43,314	0:43,329	0:44,060		0:43,603	0:43,915	0:43,675		
Lap 6	0:44,415	0:43,640	0:43,334		0:43,519	0:48,103			
Lap 7	0:43,442		0:43,692		0:43,709	0:43,587			
Lap 8									

Qualifying practice DKM (OK) Group 2

Ziel		Sektion 1		Sektion 2		Sektion 3	
Fahrername	Zeit	Fahrername	Zeit	Fahrername	Zeit	Fahrername	Zeit
1 30 Haverkort,Kas	0:42,289	30 Haverkort,Kas	0:12,608	30 Haverkort,Kas	0:18,537	30 Haverkort,Kas	0:11,065
2 77 Tramnitz,Tim	0:42,639	29 Skjellerup,Oliver	0:12,671	77 Tramnitz,Tim	0:18,727	77 Tramnitz,Tim	0:11,171
3 40 Fusen,Jan David	0:42,756	20 Linty,Etienne	0:12,725	40 Fusen,Jan David	0:18,795	40 Fusen,Jan David	0:11,194
4 20 Linty,Etienne	0:42,864	77 Tramnitz,Tim	0:12,741	65 Brizhan,Alexey	0:18,819	20 Linty,Etienne	0:11,206
5 11 Ferati,Janin	0:42,885	40 Fusen,Jan David	0:12,745	29 Skjellerup,Oliver	0:18,843	65 Brizhan,Alexey	0:11,222
6 29 Skjellerup,Oliver	0:42,909	11 Ferati,Janin	0:12,779	11 Ferati,Janin	0:18,845	11 Ferati,Janin	0:11,238
7 65 Brizhan,Alexey	0:42,937	49 Van Berlo,Glenn	0:12,792	20 Linty,Etienne	0:18,857	49 Van Berlo,Glenn	0:11,241
8 49 Van Berlo,Glenn	0:42,967	7 Enders,Paul	0:12,798	49 Van Berlo,Glenn	0:18,857	31 Meyer Hansen,Mikkel	0:11,242
9 31 Meyer Hansen,Mikkel	0:43,065	31 Meyer Hansen,Mikkel	0:12,803	12 Schulte,Maximilian	0:18,861	23 Pros,Frantisek	0:11,287
10 7 Enders,Paul	0:43,091	65 Brizhan,Alexey	0:12,822	7 Enders,Paul	0:18,898	34 Saarijarvi,Frans-Emil	0:11,289
11 34 Saarijarvi,Frans-Emil	0:43,255	34 Saarijarvi,Frans-Emil	0:12,846	15 Maisch,Luca	0:18,937	7 Enders,Paul	0:11,316
12 27 Born,Miklas	0:43,286	24 Pavlicek,Matěj	0:12,862	34 Saarijarvi,Frans-Emil	0:18,944	12 Schulte,Maximilian	0:11,316
13 23 Pros,Frantisek	0:43,314	23 Pros,Frantisek	0:12,883	99 Degenbeck,Patrick	0:18,971	27 Born,Miklas	0:11,337
14 15 Maisch,Luca	0:43,329	47 Bizzotto,Leonardo	0:12,884	31 Meyer Hansen,Mikkel	0:18,994	64 Largim,Ali	0:11,337
15 12 Schulte,Maximilian	0:43,334	27 Born,Miklas	0:12,922	27 Born,Miklas	0:19,013	29 Skjellerup,Oliver	0:11,352
16 47 Bizzotto,Leonardo	0:43,454	99 Degenbeck,Patrick	0:12,940	47 Bizzotto,Leonardo	0:19,093	15 Maisch,Luca	0:11,379
17 99 Degenbeck,Patrick	0:43,519	32 Dörr,Phil	0:12,987	23 Pros,Frantisek	0:19,103	99 Degenbeck,Patrick	0:11,400
18 24 Pavlicek,Matěj	0:43,576	15 Maisch,Luca	0:12,999	24 Pavlicek,Matěj	0:19,135	24 Pavlicek,Matěj	0:11,431
19 64 Largim,Ali	0:43,675	64 Largim,Ali	0:13,037	42 Maloney,Zane	0:19,170	42 Maloney,Zane	0:11,452
20 32 Dörr,Phil	0:43,716	12 Schulte,Maximilian	0:13,057	32 Dörr,Phil	0:19,179	47 Bizzotto,Leonardo	0:11,457
21 42 Maloney,Zane	0:43,925	42 Maloney,Zane	0:13,303	64 Largim,Ali	0:19,185	32 Dörr,Phil	0:11,463




DMSB-Reglir: 208/2018

Qualifying practice DKM (DK) Group 2

Die schnellsten Zeiten

Ort	Nr. Fahrername	Zeit	Streckenl.	ø Speed
Ziel	30 Haverkort,Kas	0:42,289	1107 m	94,2 km/h
Sektion 1	30 Haverkort,Kas	0:12,608	329 m	93,9 km/h
Sektion 2	30 Haverkort,Kas	0:18,537	475 m	92,2 km/h
Sektion 3	30 Haverkort,Kas	0:11,065	303 m	98,6 km/h

	Smr.30 Haverkort,Kas NLD Zanardi Racing Team	Smr.77 Tramnitz,Tim DEU KSM Schumacher Racing Team	Smr.40 Fusen,Jan David DEU Solgat Motorsport	Smr.20 Linny,Etienne ITA EMILIA KART SRL	Smr.11 Ferati,Josin CHE KSM Schumacher Racing Team
	theoretisch mögliche Bestzeit 0:42,210	theoretisch mögliche Bestzeit 0:42,639	theoretisch mögliche Bestzeit 0:42,734	theoretisch mögliche Bestzeit 0:42,788	theoretisch mögliche Bestzeit 0:42,862
Ziel	Sektion 1 0:12,608	Sektion 1 0:12,741	Sektion 1 0:12,745	Sektion 1 0:12,725	Sektion 1 0:12,779
Sektion 3	Sektion 3 0:11,065	Sektion 3 0:11,171	Sektion 3 0:11,194	Sektion 3 0:11,206	Sektion 3 0:11,238
best	0:42,289	0:42,639	0:42,756	0:42,864	0:42,885
Runde 1	0:45,561	0:54,780	0:47,686	0:48,728	0:46,595
Runde 2	0:42,992	0:43,881	0:45,893	0:45,344	0:43,508
Runde 3	0:42,530	0:43,030	0:43,674	0:43,356	0:43,131
Runde 4	0:42,576	0:42,924	0:43,159	0:43,045	0:42,885
Runde 5	0:42,289	0:42,639	0:43,319	0:42,864	0:43,258
Runde 6	0:45,005	0:42,913	0:42,921	0:43,379	0:42,887
Runde 7	0:19,396	0:18,914	0:18,874	0:12,754	0:12,887
Runde 8		0:13,001	0:18,817	0:12,759	0:12,779
			0:18,795	0:19,254	
			0:18,795	0:11,294	
			0:12,798	0:11,602	



DMSB-Reglir:208/2018

Qualifying practice DKM (DK) Group 2

Die schnellsten Zeiten			
Ort	Nr. Fahrername	Zeit	Ø Speed
Ziel	30 Haverkort,Kas	0:42,289	94,2 km/h
Sektion 1	30 Haverkort,Kas	0:12,608	93,9 km/h
Sektion 2	30 Haverkort,Kas	0:18,537	92,2 km/h
Sektion 3	30 Haverkort,Kas	0:11,065	98,6 km/h

	Smr.29 Skjellerup,Oliver DNK Robert Schlunssen	Smr.65 Brizhan,Alexey AUT Ward racing	Smr.49 Van Berlo,Glenn NLD Lennox Racing Team	Smr.31 Meyer Hansen,Mikkel DNK Racing Motor DK	Smr.7 Enders,Paul DEU RTG Kartsport
	theoretisch mögliche Bestzeit 0:42,866	theoretisch mögliche Bestzeit 0:42,863	theoretisch mögliche Bestzeit 0:42,890	theoretisch mögliche Bestzeit 0:43,039	theoretisch mögliche Bestzeit 0:43,012
best	Ziel Sektion 1 0:12,671 0:18,843 0:11,352	Ziel Sektion 1 0:12,822 0:18,819 0:11,222	Ziel Sektion 1 0:12,792 0:18,857 0:11,241	Ziel Sektion 1 0:12,803 0:18,994 0:11,242	Ziel Sektion 1 0:12,798 0:18,898 0:11,316
Runde 1	1:00,190 0:20,525 0:27,225 0:12,440	0:46,811 0:14,935 0:20,139 0:11,737	0:57,489 0:17,813 0:27,686 0:11,990	0:47,223 0:14,887 0:20,502 0:11,834	0:50,084 0:15,918 0:21,424 0:12,742
Runde 2	0:44,139 0:13,228 0:19,511 0:11,400	0:44,501 0:13,838 0:19,301 0:11,362	0:43,824 0:13,290 0:19,104 0:11,430	0:45,667 0:13,228 0:20,452 0:11,987	0:44,537 0:13,365 0:19,718 0:11,454
Runde 3	0:43,234 0:12,841 0:19,041 0:11,352	0:43,551 0:12,904 0:19,080 0:11,567	0:43,161 0:13,020 0:18,859 0:11,282	0:43,956 0:13,167 0:19,474 0:11,315	0:43,426 0:12,966 0:19,115 0:11,345
Runde 4	0:43,736 0:12,896 0:19,374 0:11,466	0:43,421 0:12,990 0:18,994 0:11,437	0:43,194 0:12,918 0:18,974 0:11,302	0:43,658 0:13,119 0:19,297 0:11,242	0:43,389 0:12,965 0:19,107 0:11,317
Runde 5	0:43,231 0:12,989 0:18,851 0:11,391	0:43,183 0:12,822 0:19,069 0:11,292	0:42,977 0:12,792 0:18,857 0:11,328	0:43,390 0:12,838 0:19,174 0:11,378	0:43,186 0:12,933 0:18,898 0:11,355
Runde 6	0:42,909 0:12,671 0:18,843 0:11,395	0:43,502 0:12,931 0:19,294 0:11,277	0:42,967 0:12,842 0:18,884 0:11,241	0:43,242 0:12,803 0:19,101 0:11,338	0:43,091 0:12,872 0:18,903 0:11,316
Runde 7		0:42,960 0:12,834 0:18,904 0:11,222		0:43,065 0:12,819 0:18,994 0:11,252	0:43,309 0:12,798 0:19,105 0:11,406
Runde 8		0:42,937 0:12,886 0:18,819 0:11,232		0:12,877 0:19,356	




DMSB-Reglir: 206 / 2018

Qualifying practice DKM (OK) Group 2

Die schnellsten Zeiten

Ort	Nr. Fahrername	Zeit	Streckl.	Ø Speed
Ziel	30 Haverkort, Kas	0:42,289	1107 m	94,2 km/h
Sektion 1	30 Haverkort, Kas	0:12,608	329 m	93,9 km/h
Sektion 2	30 Haverkort, Kas	0:18,537	475 m	92,2 km/h
Sektion 3	30 Haverkort, Kas	0:11,065	303 m	98,6 km/h

	Stmr.34 Saarijärvi, Frans-Emil FIN	Stmr.27 Born, Miklas CHE	Stmr.23 Pros, František CZE	Stmr.15 Maisch, Luca DEU	Stmr.12 Schulte, Maximilian DEU
	KOSKI MOTORSPORT	Innovative Competition	PRAGA VMS RACING	TB Racing Team	Solgat Motorsport
	theoretisch mögliche Bestzeit 0:43,079	theoretisch mögliche Bestzeit 0:43,272	theoretisch mögliche Bestzeit 0:43,273	theoretisch mögliche Bestzeit 0:43,315	theoretisch mögliche Bestzeit 0:43,234
best	Ziel Sektion 1 Sektion 2 Sektion 3 0:43,255 0:12,846 0:18,944 0:11,289	Ziel Sektion 1 Sektion 2 Sektion 3 0:43,286 0:12,922 0:19,013 0:11,337	Ziel Sektion 1 Sektion 2 Sektion 3 0:43,314 0:12,883 0:19,103 0:11,287	Ziel Sektion 1 Sektion 2 Sektion 3 0:43,329 0:12,999 0:18,937 0:11,379	Ziel Sektion 1 Sektion 2 Sektion 3 0:43,334 0:13,057 0:18,861 0:11,316
Runde 1	0:48,675 0:15,576 0:20,976 0:12,123	0:55,915 0:16,243 0:26,937 0:12,735	0:51,713 0:16,742 0:21,620 0:13,351	0:56,994 0:16,210 0:28,530 0:12,254	0:47,717 0:15,423 0:20,347 0:11,947
Runde 2	0:45,472 0:14,585 0:19,435 0:11,452	0:44,246 0:13,355 0:19,407 0:11,484	0:45,336 0:13,782 0:19,511 0:12,043	0:44,054 0:13,273 0:19,352 0:11,429	0:44,153 0:13,405 0:19,321 0:11,427
Runde 3	0:43,578 0:13,023 0:19,128 0:11,427	0:43,690 0:13,065 0:19,188 0:11,437	0:44,631 0:13,838 0:19,435 0:11,358	0:43,848 0:13,095 0:19,374 0:11,379	0:44,275 0:13,556 0:19,324 0:11,395
Runde 4	0:43,255 0:12,975 0:18,959 0:11,321	0:43,605 0:12,922 0:19,122 0:11,561	0:44,071 0:13,292 0:19,492 0:11,287	0:43,680 0:12,999 0:19,254 0:11,427	0:43,376 0:13,057 0:18,968 0:11,351
Runde 5	0:43,373 0:12,846 0:19,225 0:11,302	0:44,367 0:13,056 0:19,881 0:11,430	0:43,314 0:12,883 0:19,103 0:11,328	0:43,329 0:13,010 0:18,937 0:11,382	0:44,060 0:13,711 0:19,033 0:11,316
Runde 6	0:44,191 0:13,924 0:18,944 0:11,323	0:43,286 0:12,936 0:19,013 0:11,337	0:44,415 0:13,038 0:20,026 0:11,351	0:43,640 0:13,068 0:19,102 0:11,470	0:43,334 0:13,095 0:18,861 0:11,378
Runde 7	0:43,329 0:12,908 0:19,132 0:11,289		0:43,442 0:12,925 0:19,151 0:11,366		0:43,692 0:13,201 0:18,877 0:11,614
Runde 8					



DMSB-Reglir: 206 / 2018

Qualifying practice DKM (DK) Group 2

Die schnellsten Zeiten

Ort	Nr. Fahrername	Streckentl.	Zeit	Ø Speed
Ziel	30 Haverkort, Kas	1107 m	0:42,289	94,2 km/h
Sektion 1	30 Haverkort, Kas	329 m	0:12,608	93,9 km/h
Sektion 2	30 Haverkort, Kas	475 m	0:18,537	92,2 km/h
Sektion 3	30 Haverkort, Kas	303 m	0:11,065	98,6 km/h

	Smr.47 Bizzotto, Leonardo ITA KSM Schumacher Racing Team theoretisch mögliche Bestzeit 0:43,434	Smr.99 Degenbeck, Patrick DEU TB Racing Team theoretisch mögliche Bestzeit 0:43,311	Smr.24 Pavlíček, Matěj CZE PRAGA VMS RACING theoretisch mögliche Bestzeit 0:43,428	Smr.64 Largim, Ali KSB RACING TEAM theoretisch mögliche Bestzeit 0:43,559	Smr.32 Dörr, Phil DEU TB Racing Team theoretisch mögliche Bestzeit 0:43,629
best	0:43,454 0:12,884 0:19,093 0:11,457	0:43,519 0:12,940 0:18,971 0:11,400	0:43,576 0:12,862 0:19,135 0:11,431	0:43,675 0:13,037 0:19,185 0:11,337	0:43,716 0:12,987 0:19,179 0:11,463
Runde 1	0:54,936 0:15,568 0:27,391 0:11,977	0:50,653 0:16,187 0:21,766 0:12,700	0:52,425 0:16,735 0:22,170 0:13,520	0:55,724 0:15,331 0:28,201 0:12,192	0:53,576 0:15,547 0:25,893 0:12,136
Runde 2	0:44,641 0:13,245 0:19,839 0:11,557	0:45,152 0:13,825 0:19,573 0:11,754	0:45,052 0:13,372 0:19,955 0:11,725	0:44,746 0:13,392 0:19,906 0:11,448	0:44,483 0:13,304 0:19,716 0:11,463
Runde 3	0:43,971 0:13,399 0:19,093 0:11,479	0:43,860 0:12,983 0:19,192 0:11,685	0:43,733 0:13,071 0:19,135 0:11,527	0:44,590 0:13,635 0:19,544 0:11,411	0:43,716 0:12,987 0:19,179 0:11,550
Runde 4	0:43,454 0:12,884 0:19,113 0:11,457	0:44,071 0:12,940 0:19,286 0:11,845	0:43,576 0:12,862 0:19,171 0:11,543	0:44,048 0:13,331 0:19,185 0:11,532	0:13,055 0:19,851
Runde 5	0:12,961	0:43,603 0:13,027 0:19,176 0:11,400	0:43,915 0:12,999 0:19,443 0:11,473	0:43,675 0:13,037 0:19,301 0:11,337	
Runde 6		0:43,519 0:13,139 0:18,971 0:11,409	0:48,103 0:14,764 0:20,952 0:12,387	0:14,966 0:20,332	
Runde 7		0:43,709 0:13,112 0:19,140 0:11,457	0:43,587 0:12,938 0:19,218 0:11,431		
Runde 8					

DMSB-Reglir: 208/2018

Qualifying practice DKM (OK) Group 2

Die schnellsten Zeiten				
Ort	Nr. Fahrername	Zeit	Streckenl.	ø Speed
Ziel	30 Haverkort,Kas	0:42,289	1107 m	94,2 km/h
Sektion 1	30 Haverkort,Kas	0:12,608	329 m	93,9 km/h
Sektion 2	30 Haverkort,Kas	0:18,537	475 m	92,2 km/h
Sektion 3	30 Haverkort,Kas	0:11,065	303 m	98,6 km/h

Str.42 Maloney,Zane BRB Ricky Flynn Motorsport theoretisch mögliche Bestzeit 0:43,925 Ziel Sektion 1 Sektion 2 Sektion 3 best 0:43,925 0:13,303 0:19,170 0:11,452		Ziel	Sektion 1	Sektion 2	Sektion 3	Ziel	Sektion 1	Sektion 2	Sektion 3	Ziel	Sektion 1	Sektion 2	Sektion 3
Runde 1	1:00,512	0:22,477	0:25,853	0:12,182									
Runde 2	0:43,925	0:13,303	0:19,170	0:11,452									
Runde 3													

DMSB-RegNr: 206/2018

Qualifying practice DKM (OK) Group 1

Strecke / track: 1107m

started: 21 classified: 21 not classified: 0

Doc. 16

Pos	Str. Nr.	Fahrer Driver	Nation	Bewerber/Sponsor	Nation	Lizenz/B-Lizenz	Chassis/Motor/Reifen	Runden Laps	Gesamtzeit Differenz	Abstand Gap	beste Runde best Lap	in N. in L.	o Geschw. o Speed
1	17	Füngeling, Luke	DEU	Valier Motorsport	DEU	IKC 1136804 KBF 1063735	SODI / lame / Vega	7			0:42,163	4	94,5 km/h
2	86	Sasse, Hugo	DEU	TB Racing Team	DEU	IKCR 1147248 KBF 1116906	Kart Republic / lame / Vega	6	0:00,214	0:00,214	0:42,377	6	94,0 km/h
3	36	Van Der Helm, Tijmen	NLD	KSM Schumacher Racing Team	DEU	35964 KBF 1067587	Tony Kart / Vortex / Vega	7	0:00,223	0:00,009	0:42,386	6	94,0 km/h
4	14	Tröger, Tim	DEU	Mach1 Motorsport	DEU	IKC 1132554 KBF 1005514	Mach1 / lame / Vega	7	0:00,308	0:00,085	0:42,471	6	93,8 km/h
5	8	Liwinski, David	NLD	Mach1 Motorsport	DEU	35786 KBF 1005514	Mach1 / lame / Vega	7	0:00,316	0:00,008	0:42,479	7	93,8 km/h
6	39	Thompson, Harry	GBR	Ricky Flynn Motorsport	GBR	265302 162392	FA Kart / Vortex / Vega	6	0:00,327	0:00,011	0:42,490	6	93,8 km/h
7	50	Kovacs, Zsombor	HUN	KMS EUROPE KFT.	HUN	4966 804	Exprit / TM / Vega	6	0:00,348	0:00,021	0:42,511	5	93,7 km/h
8	4	Arnold, Felix	DEU	KSM Schumacher Racing Team	DEU	IKA 1138542 KBF 1067587	Tony Kart / Vortex / Vega	7	0:00,429	0:00,081	0:42,592	7	93,6 km/h
9	19	Tröger, Niels	DEU	RTG Kartsport	DEU	IKC 1139697 KBF 1166823	CRG / lame / Vega	7	0:00,480	0:00,051	0:42,643	5	93,5 km/h
10	10	O'dey, Levi	DEU	KSM Schumacher Racing Team	DEU	IKCR 1164486 KBF 1067587	Tony Kart / Vortex / Vega	7	0:00,534	0:00,054	0:42,697	7	93,3 km/h
11	6	Schaller, Marek	DEU	RTG Kartsport	DEU	IKC 1151363 KBF 1166823	CRG / lame / Vega	7	0:00,539	0:00,005	0:42,702	4	93,3 km/h
12	45	Read, Tyler	GBR	Ricky Flynn Motorsport	GBR	263149 162392	FA Alonso / Vortex / Vega	6	0:00,550	0:00,011	0:42,713	6	93,3 km/h
13	38	Buus, Bastian	DNK	RS Competition	DNK	59991 36053	Tony Kart / Vortex / Vega	7	0:00,567	0:00,017	0:42,730	7	93,3 km/h
14	16	Volz, Rico	DEU	RS-Motorsport	DEU	IKC 1154071 KBF 1104126	CRG / lame / Vega	7	0:00,694	0:00,127	0:42,857	3	93,0 km/h
15	22	Fritsch, Valentino	DEU	BIREL ART RACING KSW	AUT	IKB 1173038 BK 102	BirelART / lame / Vega	7	0:00,800	0:00,106	0:42,963	3	92,8 km/h
16	26	Alibaks, Renzo	NLD	Zanardi Racing Team	NLD	36331 28613	Zanardi / TM / Vega	7	0:00,805	0:00,005	0:42,968	6	92,7 km/h
17	88	Schmidli, Titus-Shanghai	CHE	CS Racing	CHE	502418 500001	Tony Kart / Vortex / Vega	7	0:00,811	0:00,006	0:42,974	6	92,7 km/h
18	67	Kacovsky, Matej	CZE	BIREL ART RACING KSW	AUT	1011 BK 102	BirelART / TM / Vega	7	0:00,905	0:00,094	0:43,068	5	92,5 km/h
19	21	Anderrüti, Leandro	CHE	Lanari Racing Team	DEU	500212 KBF 1159049	KR / lame / Vega	6	0:00,910	0:00,005	0:43,073	3	92,5 km/h
20	59	Damhuis, Philipp	DEU	Millennium Racing Team	DEU	IKC 1147509 KBF 1095578	Kosmic / Vortex / Vega	7	0:01,206	0:00,296	0:43,369	6	91,9 km/h
21	33	Kortelainen, Rasmus	FIN	KOSKI MOTORSPORT	FIN	34745739 50054310	Tony Kart / Vortex / Vega	6	0:02,756	0:01,550	0:44,919	6	88,7 km/h

Rennleitung: Volker Ehekircher Racedirektor: Thomas Lainer

Sportkommissare: Thomas Ferrero / Ulrich Bell / Peter Brings / Tobias Amann

Techn. Kommissare: H.-J. Dangers / A.Sengpiel / M. Grasshoff / C. Schmidt / D.Pietzko

Zeitnahme: KART-DATA timing service Franz Schieszler / Martin Summerer

Zeitnahme / timekeeping

control *Schieszler*
Franz Schieszler

Aushangzeit : 11:08:53

Qualifying practice DKM (OK) Group 1

Strecke / track: 1107 started: 21 classified: 21 not classified: 0

Fahrename Driver	Füngling Luke	Sasse Hugo	Van Der Helm Tijmen	Tröger Tim	Liwinski David	Thompson Harry	Kovacs Zsombor	Arnold Felix	Tröger Niels	O' dey Levi	Schaller Marek	Read Tyler
schnellste Runde in Runde	0:42,163 Rn. 4	0:42,377 Rn. 6	0:42,386 Rn. 6	0:42,471 Rn. 6	0:42,479 Rn. 7	0:42,490 Rn. 6	0:42,511 Rn. 5	0:42,592 Rn. 7	0:42,643 Rn. 5	0:42,697 Rn. 7	0:42,702 Rn. 4	0:42,713 Rn. 6
Speed	94,5 km/h	94,0 km/h	94,0 km/h	93,8 km/h	93,8 km/h	93,8 km/h	93,7 km/h	93,6 km/h	93,5 km/h	93,3 km/h	93,3 km/h	93,3 km/h
Lap 1	0:46,188	0:52,172	0:45,964	0:45,932	0:48,775	0:51,199	0:47,226	0:46,975	0:47,178	0:46,805	0:48,346	0:50,846
Lap 2	0:43,163	0:47,270	0:42,864	0:42,880	0:43,775	0:43,427	0:44,109	0:43,422	0:44,223	0:43,958	0:43,593	0:43,253
Lap 3	0:42,514	0:42,832	0:42,503	0:42,485	0:43,205	0:42,767	0:42,580	0:42,853	0:42,834	0:43,109	0:43,137	0:42,787
Lap 4	0:42,163	0:42,751	0:42,925	0:42,518	0:42,901	0:42,673	0:42,777	0:42,956	0:43,497	0:42,742	0:42,702	0:42,797
Lap 5	0:42,344	0:42,442	0:43,540	0:43,225	0:42,849	0:42,899	0:42,511	0:42,934	0:42,643	0:42,835	0:43,514	0:43,331
Lap 6	0:42,481	0:42,377	0:42,386	0:42,471	0:42,772	0:42,490	0:42,640	0:42,843	0:42,853	0:43,344	0:42,715	0:42,713
Lap 7	0:42,230	0:42,597	0:42,597	0:42,532	0:42,479	0:42,490	0:42,640	0:42,592	0:42,857	0:42,697	0:42,934	0:42,713

DMSB-RegNr: 206/2018


Qualifying practice DKM (OK) Group 1

Strecke / track: 1107 started: 21 classified: 21 not classified: 0

Fahrername Driver	Bus Bastian	Volz Rico	Fritsch Valentino	Alibaks Renzo	Schmidli Titus-Shanghai	Karovsky Matej	Anderrüti Leandro	Damhuis Philipp	Kortelainen Rasmus
schnellste Runde in Runde	0:42,730 Rn. 7	0:42,857 Rn. 3	0:42,963 Rn. 3	0:42,968 Rn. 6	0:42,974 Rn. 6	0:43,068 Rn. 5	0:43,073 Rn. 3	0:43,369 Rn. 6	0:44,919 Rn. 6
Speed	93,3 km/h	93,0 km/h	92,8 km/h	92,7 km/h	92,7 km/h	92,5 km/h	92,5 km/h	91,9 km/h	88,7 km/h
Lap 1	0:48,446	0:47,988	0:46,914	0:48,087	0:46,591	0:46,955	0:49,852	0:48,470	0:48,404
Lap 2	0:44,561	0:44,290	0:44,248	0:43,785	0:43,926	0:44,599	0:48,941	0:46,059	0:47,717
Lap 3	0:43,017	0:42,857	0:42,963	0:43,106	0:43,376	0:43,468	0:43,073	0:44,056	0:46,851
Lap 4	0:42,888	0:43,375	0:45,693	0:43,282	0:43,057	0:43,299	0:43,131	0:43,671	0:50,148
Lap 5	0:42,878	0:43,033	0:43,744	0:43,081	0:42,992	0:43,068	0:45,766	0:43,638	0:51,739
Lap 6	0:42,937	0:42,934	0:43,238	0:42,968	0:42,974	0:43,482	0:43,889	0:43,369	0:44,919
Lap 7	0:42,730	0:42,905	0:44,046	0:42,992	0:43,209	0:43,165		0:43,477	

Qualifying practice DKM (OK) Group 1

Ziel		Sektion 1		Sektion 2		Sektion 3	
Fahrername	Zeit	Fahrername	Zeit	Fahrername	Zeit	Fahrername	Zeit
1 17 Füngeling,Luke	0:42,163	14 Tröger,Tim	0:12,621	17 Füngeling,Luke	0:18,464	17 Füngeling,Luke	0:10,968
2 86 Sasse,Hugo	0:42,377	86 Sasse,Hugo	0:12,632	86 Sasse,Hugo	0:18,594	36 Van Der Helm,Tijmen	0:11,062
3 36 Van Der Helm,Tijmen	0:42,386	17 Füngeling,Luke	0:12,679	36 Van Der Helm,Tijmen	0:18,607	50 Kovacs,Zsombor	0:11,063
4 14 Tröger,Tim	0:42,471	36 Van Der Helm,Tijmen	0:12,685	39 Thompson,Harry	0:18,612	86 Sasse,Hugo	0:11,083
5 8 Liwinski,David	0:42,479	8 Liwinski,David	0:12,689	50 Kovacs,Zsombor	0:18,612	8 Liwinski,David	0:11,105
6 39 Thompson,Harry	0:42,490	39 Thompson,Harry	0:12,691	14 Tröger,Tim	0:18,650	39 Thompson,Harry	0:11,106
7 50 Kovacs,Zsombor	0:42,511	50 Kovacs,Zsombor	0:12,698	6 Schaller,Marek	0:18,658	19 Tröger,Niels	0:11,125
8 4 Arnold,Felix	0:42,592	19 Tröger,Niels	0:12,711	16 Volz,Rico	0:18,677	14 Tröger,Tim	0:11,144
9 19 Tröger,Niels	0:42,643	10 0 'dey,Levi	0:12,720	4 Arnold,Felix	0:18,679	4 Arnold,Felix	0:11,152
10 10 0 'dey,Levi	0:42,697	16 Volz,Rico	0:12,720	8 Liwinski,David	0:18,685	26 Alibaks,Renzo	0:11,160
11 6 Schaller,Marek	0:42,702	38 Buus,Bastian	0:12,724	19 Tröger,Niels	0:18,710	6 Schaller,Marek	0:11,163
12 45 Read,Tyler	0:42,713	67 Kacovsky,Matej	0:12,743	45 Read,Tyler	0:18,712	45 Read,Tyler	0:11,170
13 38 Buus,Bastian	0:42,730	4 Arnold,Felix	0:12,761	10 0 'dey,Levi	0:18,719	38 Buus,Bastian	0:11,175
14 16 Volz,Rico	0:42,857	88 Schmidli,Titus-Shanghai	0:12,812	88 Schmidli,Titus-Shanghai	0:18,779	67 Kacovsky,Matej	0:11,188
15 22 Fritsch,Valentino	0:42,963	6 Schaller,Marek	0:12,815	21 Anderrüti,Leandro	0:18,791	10 0 'dey,Levi	0:11,192
16 26 Alibaks,Renzo	0:42,968	21 Anderrüti,Leandro	0:12,824	38 Buus,Bastian	0:18,801	22 Fritsch,Valentino	0:11,194
17 88 Schmidli,Titus-Shanghai	0:42,974	45 Read,Tyler	0:12,827	22 Fritsch,Valentino	0:18,837	16 Volz,Rico	0:11,196
18 67 Kacovsky,Matej	0:43,068	26 Alibaks,Renzo	0:12,834	26 Alibaks,Renzo	0:18,852	88 Schmidli,Titus-Shanghai	0:11,231
19 21 Anderrüti,Leandro	0:43,073	59 Damhuis,Philipp	0:12,850	67 Kacovsky,Matej	0:18,899	59 Damhuis,Philipp	0:11,269
20 59 Damhuis,Philipp	0:43,369	22 Fritsch,Valentino	0:12,886	59 Damhuis,Philipp	0:19,029	21 Anderrüti,Leandro	0:11,276
21 33 Kortelainen,Rasmus	0:44,919	33 Kortelainen,Rasmus	0:14,135	33 Kortelainen,Rasmus	0:19,342	33 Kortelainen,Rasmus	0:11,442



DMSB-Reglir: 206 / 2018

Qualifying practice DKM (OK) Group 1

Die schnellsten Zeiten

Ort	Nr. Fahrername	Zeit	Streckenl.	ø Speed
Ziel	17 Füngeling, Luke	0:42,163	1107 m	94,5 km/h
Sektion 1	14 Tröger, Tim	0:12,621	329 m	93,8 km/h
Sektion 2	17 Füngeling, Luke	0:18,464	475 m	92,6 km/h
Sektion 3	17 Füngeling, Luke	0:10,968	303 m	99,5 km/h

	Stnr.17 Füngeling, Luke DEU Valier Motorsport	Stnr.86 Sasse, Hugo DEU TB Racing Team	Stnr.36 Van Der Helm, Tijmen NLD KSM Schumacher Racing Team	Stnr.14 Tröger, Tim DEU Mach1 Motorsport	Stnr.8 Liwinski, David NLD Mach1 Motorsport
	theoretisch mögliche Bestzeit 0:42,111	theoretisch mögliche Bestzeit 0:42,309	theoretisch mögliche Bestzeit 0:42,354	theoretisch mögliche Bestzeit 0:42,415	theoretisch mögliche Bestzeit 0:42,479
Ziel	Sektion 1 0:18,464	Sektion 1 0:18,594	Sektion 1 0:18,607	Sektion 1 0:18,650	Sektion 1 0:18,685
Sektion 3	0:10,968	0:11,083	0:11,062	0:11,144	Sektion 3 0:11,105
best	0:42,163	0:42,377	0:42,386	0:42,471	0:42,479
Runde 1	0:46,188	0:52,172	0:45,964	0:45,932	0:48,775
Runde 2	0:43,163	0:47,270	0:42,864	0:42,880	0:43,775
Runde 3	0:42,514	0:42,832	0:42,503	0:42,485	0:43,205
Runde 4	0:42,163	0:42,751	0:42,925	0:42,518	0:42,901
Runde 5	0:42,344	0:42,442	0:43,540	0:43,225	0:42,849
Runde 6	0:42,481	0:42,377	0:42,386	0:42,471	0:42,772
Runde 7	0:42,230	0:12,679	0:42,597	0:42,532	0:42,479
	0:20,044	0:16,742	0:14,683	0:14,572	0:16,139
	0:18,972	0:13,175	0:12,816	0:12,901	0:13,153
	0:18,771	0:12,818	0:12,685	0:12,672	0:12,854
	0:18,464	0:12,750	0:12,710	0:12,621	0:12,843
	0:18,507	0:12,698	0:13,581	0:12,807	0:12,895
	0:18,530	0:12,632	0:12,717	0:12,669	0:12,760
	0:18,493	0:18,662	0:18,706	0:12,665	0:18,776
		0:11,083	0:11,181	0:11,152	0:12,689
		0:11,560	0:11,556	0:11,481	0:12,685
	0:11,157	0:21,848	0:18,857	0:18,806	0:19,157
	0:11,040	0:18,808	0:18,744	0:18,669	0:18,974
	0:10,968	0:11,206	0:11,074	0:11,144	0:11,377
	0:11,138	0:11,312	0:11,474	0:11,184	0:11,266
	0:11,142	0:11,150	0:11,292	0:11,416	0:11,774
	0:11,058	0:11,150	0:11,062	0:11,152	0:11,236

DMSB-Reglir:208/2018

Qualifying practice DKM (OK) Group 1

Die schnellsten Zeiten

Ort	Nr. Fahrername	Zeit	Streckenl.	ø Speed
Ziel	17 Füngeling,Luke	0:42,163	1107 m	94,5 km/h
Sektion 1	14 Tröger, Tim	0:12,621	329 m	93,8 km/h
Sektion 2	17 Füngeling,Luke	0:18,464	475 m	92,6 km/h
Sektion 3	17 Füngeling,Luke	0:10,968	303 m	99,5 km/h

	Smr.39 Thompson,Harry GBR Ricky Flynn Motorsport theoretisch mögliche Bestzeit 0:42,409	Smr.50 Kovacs,Zsombor HUN KMS EUROPE KFT. theoretisch mögliche Bestzeit 0:42,373	Smr.4 Arnold,Felix DEU KSM Schumacher Racing Team theoretisch mögliche Bestzeit 0:42,592	Smr.19 Tröger,Niels DEU RTG Kartsport theoretisch mögliche Bestzeit 0:42,546	Smr.10 O'dey,Levi DEU KSM Schumacher Racing Team theoretisch mögliche Bestzeit 0:42,631
best	Ziel 0:42,490 Sektion 1 0:12,691 Sektion 2 0:18,612 Sektion 3 0:11,106	Ziel 0:42,511 Sektion 1 0:12,698 Sektion 2 0:18,612 Sektion 3 0:11,063	Ziel 0:42,592 Sektion 1 0:12,761 Sektion 2 0:18,679 Sektion 3 0:11,152	Ziel 0:42,643 Sektion 1 0:12,711 Sektion 2 0:18,710 Sektion 3 0:11,125	Ziel 0:42,697 Sektion 1 0:12,720 Sektion 2 0:18,719 Sektion 3 0:11,192
Runde 1	0:51,199 0:16,416 0:23,040 0:11,743	0:47,226 0:15,077 0:20,367 0:11,782	0:46,975 0:14,966 0:20,284 0:11,725	0:47,178 0:14,953 0:20,204 0:12,021	0:46,805 0:15,145 0:20,002 0:11,658
Runde 2	0:43,427 0:13,423 0:18,877 0:11,127	0:44,109 0:12,908 0:20,004 0:11,197	0:43,422 0:13,397 0:18,825 0:11,200	0:44,223 0:13,093 0:19,780 0:11,350	0:43,958 0:13,171 0:19,194 0:11,593
Runde 3	0:42,767 0:12,977 0:18,612 0:11,178	0:42,580 0:12,759 0:18,758 0:11,063	0:42,853 0:12,860 0:18,699 0:11,294	0:42,834 0:12,711 0:18,952 0:11,171	0:43,109 0:13,084 0:18,810 0:11,215
Runde 4	0:42,673 0:12,925 0:18,628 0:11,120	0:42,777 0:12,699 0:18,612 0:11,466	0:42,956 0:12,889 0:18,806 0:11,261	0:43,497 0:12,877 0:19,085 0:11,535	0:42,742 0:12,750 0:18,784 0:11,208
Runde 5	0:42,899 0:12,980 0:18,691 0:11,228	0:42,511 0:12,757 0:18,651 0:11,103	0:42,934 0:13,008 0:18,769 0:11,157	0:42,643 0:12,808 0:18,710 0:11,125	0:42,835 0:12,720 0:18,851 0:11,264
Runde 6	0:42,490 0:12,691 0:18,693 0:11,106	0:42,640 0:12,698 0:18,814 0:11,128	0:42,843 0:12,959 0:18,702 0:11,182	0:42,853 0:12,860 0:18,811 0:11,182	0:43,344 0:13,373 0:18,721 0:11,250
Runde 7		0:12,973 0:18,802	0:42,592 0:12,761 0:18,679 0:11,152	0:42,857 0:12,786 0:18,737 0:11,334	0:42,697 0:12,786 0:18,719 0:11,192




DMSB-Reglir:206/2018

Qualifying practice DKM (OK) Group 1

Die schnellsten Zeiten

Ort	Nr. Fahrername	Streckenl.	Zeit	Ø Speed
Ziel	17 Füngeling,Luke	1107 m	0:42,163	94,5 km/h
Sektion 1	14 Tröger,Tim	329 m	0:12,621	93,8 km/h
Sektion 2	17 Füngeling,Luke	475 m	0:18,464	92,6 km/h
Sektion 3	17 Füngeling,Luke	303 m	0:10,968	99,5 km/h

	Smr.6 Schaller,Marek DEU RTG Kartsport	Smr.45 Read,Tyler GBR Ricky Flynn Motorsport	Smr.38 Buss,Bastian DNK RS Competition	Smr.16 Volz,Rico DEU RS-Motorsport	Smr.22 Fritsch,Valentino DEU BIREL ART RACING KSW
	theoretisch mögliche Bestzeit 0:42,636	theoretisch mögliche Bestzeit 0:42,709	theoretisch mögliche Bestzeit 0:42,700	theoretisch mögliche Bestzeit 0:42,593	theoretisch mögliche Bestzeit 0:42,917
Ziel	Sektion 1 0:12,815	Sektion 1 0:12,827	Sektion 1 0:12,724	Sektion 1 0:12,720	Sektion 1 0:12,886
Sektion 2	0:18,658	0:18,712	0:18,801	0:18,677	Sektion 2 0:18,837
Sektion 3	0:11,163	0:11,170	0:11,175	Sektion 3 0:11,196	Sektion 3 0:11,194
best	0:42,702	0:42,713	0:42,730	0:42,857	0:42,963
Runde 1	0:48,346	0:16,087	0:48,446	0:47,988	0:46,914
Runde 2	0:43,593	0:13,099	0:44,561	0:44,290	0:44,248
Runde 3	0:43,137	0:12,925	0:43,017	0:42,857	0:42,963
Runde 4	0:42,702	0:12,852	0:42,888	0:43,375	0:45,693
Runde 5	0:43,514	0:12,865	0:42,878	0:43,033	0:43,744
Runde 6	0:42,715	0:12,824	0:42,937	0:42,934	0:43,238
Runde 7	0:42,934	0:12,815	0:42,730	0:42,905	0:44,046
	0:18,956	0:11,163	0:18,831	0:12,720	0:13,693
	0:11,163	0:11,168	0:18,801	0:12,004	0:15,009
	0:11,288	0:11,194	0:19,244	0:13,078	0:13,431
	0:11,226	0:11,245	0:18,886	0:13,858	0:13,431
	0:11,192	0:11,186	0:18,828	0:12,809	0:12,886
	0:11,171	0:11,171	0:18,801	0:13,088	0:14,115
	0:11,164	0:11,164	0:18,908	0:13,088	0:12,936
	0:18,956	0:11,163	0:18,831	0:13,049	0:12,933
	0:11,163	0:11,163	0:18,831	0:12,720	0:13,693
	0:11,163	0:11,163	0:18,831	0:12,720	0:13,693
	0:11,163	0:11,163	0:18,831	0:12,720	0:13,693



DMSB-Reglir: 208/2018

Qualifying practice DKM (OK) Group 1

Die schnellsten Zeiten

Ort	Nr. Fahrername	Streckenl.	Zeit	Ø Speed
Ziel	17 Füngeling, Luke	1107 m	0:42,163	94,5 km/h
Sektion 1	14 Tröger, Tim	329 m	0:12,621	93,8 km/h
Sektion 2	17 Füngeling, Luke	475 m	0:18,464	92,6 km/h
Sektion 3	17 Füngeling, Luke	303 m	0:10,968	99,5 km/h

	Stnr.26 Alibaks,Renzo NLD Zanardi Racing Team	Stnr.88 Schmidli,Titus-Shanghai CHE CS Racing	Stnr.67 Karovsky,Matej CZE BIREL ART RACING KSW	Stnr.21 Anderrütli,Leandro CHE Lanari Racing Team	Stnr.59 Damhuis,Philipp DEU Millennium Racing Team
	theoretisch mögliche Bestzeit 0:42,846	theoretisch mögliche Bestzeit 0:42,822	theoretisch mögliche Bestzeit 0:42,830	theoretisch mögliche Bestzeit 0:42,891	theoretisch mögliche Bestzeit 0:43,148
Ziel	Sektion 1 0:12,834 Sektion 2 0:18,852 Sektion 3 0:11,160	Sektion 1 0:12,812 Sektion 2 0:18,779 Sektion 3 0:11,231	Sektion 1 0:12,743 Sektion 2 0:18,899 Sektion 3 0:11,188	Sektion 1 0:12,824 Sektion 2 0:18,791 Sektion 3 0:11,276	Sektion 1 0:12,850 Sektion 2 0:19,029 Sektion 3 0:11,269
best	0:42,968	0:42,974	0:43,068	0:43,073	0:43,369
Runde 1	0:48,087	0:46,591	0:46,955	0:49,852	0:48,470
Runde 2	0:43,785	0:43,926	0:44,599	0:48,941	0:46,059
Runde 3	0:43,106	0:43,376	0:43,468	0:43,073	0:44,056
Runde 4	0:43,282	0:43,057	0:43,299	0:43,131	0:43,671
Runde 5	0:43,081	0:42,992	0:43,068	0:45,766	0:43,638
Runde 6	0:42,968	0:42,974	0:43,482	0:43,889	0:43,369
Runde 7	0:42,992	0:43,209	0:43,165	0:43,889	0:43,477
	0:15,878 0:20,305 0:11,904	0:14,690 0:20,038 0:11,863	0:14,507 0:20,111 0:12,337	0:16,206 0:21,328 0:12,318	0:15,643 0:20,657 0:12,170
	0:19,248 0:11,328 0:11,328	0:13,165 0:19,280 0:11,481	0:13,575 0:19,325 0:11,699	0:15,990 0:21,482 0:11,469	0:14,844 0:19,682 0:11,533
	0:18,966 0:11,194 0:11,194	0:13,172 0:18,941 0:11,263	0:12,908 0:19,195 0:11,365	0:18,810 0:11,292 0:11,292	0:13,605 0:19,082 0:11,369
	0:18,852 0:11,343 0:11,343	0:13,047 0:18,779 0:11,231	0:12,959 0:19,152 0:11,188	0:12,908 0:18,791 0:11,432	0:12,904 0:19,164 0:11,603
	0:13,023 0:18,879 0:11,179	0:12,812 0:18,838 0:11,342	0:12,778 0:18,899 0:11,391	0:12,824 0:19,485 0:13,457	0:12,989 0:19,380 0:11,269
	0:12,929 0:18,879 0:11,160	0:12,817 0:18,823 0:11,334	0:12,907 0:19,156 0:11,419	0:13,262 0:19,351 0:11,276	0:12,850 0:19,068 0:11,451
	0:12,834 0:18,964 0:11,194	0:13,002 0:18,936 0:11,271	0:12,743 0:19,120 0:11,302		0:12,966 0:19,029 0:11,482

DMSB-Reglir: 208/2018

Qualifying practice DKM (OK) Group 1

Die schnellsten Zeiten

Ort	Nr. Fahrername	Zeit	Streckenl.	ø Speed
Ziel	17 Füngeling, Luke	0:42,163	1107 m	94,5 km/h
Sektion 1	14 Tröger, Tim	0:12,621	329 m	93,8 km/h
Sektion 2	17 Füngeling, Luke	0:18,464	475 m	92,6 km/h
Sektion 3	17 Füngeling, Luke	0:10,968	303 m	99,5 km/h

Snr.33 Kortelainen, Rasmus

FIN

KOSKI MOTORSPORT

theoretisch mögliche Bestzeit 0:44,919

Ziel Sektion 1 Sektion 2 Sektion 3

0:44,919 0:14,135 0:19,342 0:11,442

Runde 1 0:48,404 0:15,642 0:20,750 0:12,012

Runde 2 0:47,717 0:15,997 0:19,672 0:12,048

Runde 3 0:46,851 0:15,101 0:20,070 0:11,680

Runde 4 0:50,148 0:15,144 0:23,024 0:11,980

Runde 5 0:51,739 0:16,340 0:23,178 0:12,221

Runde 6 0:44,919 0:14,135 0:19,342 0:11,442

Runde 7

	Ziel	Sektion 1	Sektion 2	Sektion 3	Ziel	Sektion 1	Sektion 2	Sektion 3	Ziel	Sektion 1	Sektion 2	Sektion 3
best												
Runde 1												
Runde 2												
Runde 3												
Runde 4												
Runde 5												
Runde 6												
Runde 7												

free practice DKM (OK) Group 2

Ziel		Sektion 1		Sektion 2		Sektion 3	
Fahrername	Zeit	Fahrername	Zeit	Fahrername	Zeit	Fahrername	Zeit
1 30 Haverkort,Kas	0:41,935	30 Haverkort,Kas	0:12,477	30 Haverkort,Kas	0:18,365	30 Haverkort,Kas	0:11,003
2 77 Tramnitz,Tim	0:42,320	20 Linty,Etienne	0:12,548	77 Tramnitz,Tim	0:18,532	77 Tramnitz,Tim	0:11,089
3 20 Linty,Etienne	0:42,544	29 Skjellerup,Oliver	0:12,654	15 Maisch,Luca	0:18,664	34 Saarijärvi,Frans-Emil	0:11,108
4 40 Fusen,Jan David	0:42,637	77 Tramnitz,Tim	0:12,669	49 Van Berlo,Glenn	0:18,670	49 Van Berlo,Glenn	0:11,114
5 11 Ferati,Josin	0:42,669	11 Ferati,Josin	0:12,698	42 Maloney,Zane	0:18,675	11 Ferati,Josin	0:11,139
6 29 Skjellerup,Oliver	0:42,776	40 Fusen,Jan David	0:12,712	12 Schulte,Maximilian	0:18,675	40 Fusen,Jan David	0:11,147
7 49 Van Berlo,Glenn	0:42,791	7 Enders,Paul	0:12,757	40 Fusen,Jan David	0:18,676	65 Brizhan,Alexey	0:11,169
8 15 Maisch,Luca	0:42,791	65 Brizhan,Alexey	0:12,776	11 Ferati,Josin	0:18,689	29 Skjellerup,Oliver	0:11,201
9 42 Maloney,Zane	0:42,837	15 Maisch,Luca	0:12,786	20 Linty,Etienne	0:18,709	23 Pros,František	0:11,203
10 34 Saarijärvi,Frans-Emil	0:42,901	23 Pros,František	0:12,787	29 Skjellerup,Oliver	0:18,739	31 Meyer Hansen,Mikkel	0:11,216
11 65 Brizhan,Alexey	0:42,910	42 Maloney,Zane	0:12,789	7 Enders,Paul	0:18,822	20 Linty,Etienne	0:11,219
12 12 Schulte,Maximilian	0:42,983	27 Born,Miklas	0:12,802	34 Saarijärvi,Frans-Emil	0:18,826	42 Maloney,Zane	0:11,228
13 7 Enders,Paul	0:43,049	49 Van Berlo,Glenn	0:12,811	65 Brizhan,Alexey	0:18,915	12 Schulte,Maximilian	0:11,228
14 31 Meyer Hansen,Mikkel	0:43,094	31 Meyer Hansen,Mikkel	0:12,815	24 Pavlíček,Matěj	0:18,954	7 Enders,Paul	0:11,252
15 24 Pavlíček,Matěj	0:43,338	34 Saarijärvi,Frans-Emil	0:12,827	31 Meyer Hansen,Mikkel	0:18,955	24 Pavlíček,Matěj	0:11,292
16 32 Dörr,Phil	0:43,384	24 Pavlíček,Matěj	0:12,851	47 Bizzotto,Leonardo	0:18,988	15 Maisch,Luca	0:11,296
17 23 Pros,František	0:43,398	12 Schulte,Maximilian	0:12,870	32 Dörr,Phil	0:19,005	32 Dörr,Phil	0:11,327
18 27 Born,Miklas	0:43,439	47 Bizzotto,Leonardo	0:12,878	23 Pros,František	0:19,016	99 Degenbeck,Patrick	0:11,384
19 47 Bizzotto,Leonardo	0:43,461	32 Dörr,Phil	0:12,973	99 Degenbeck,Patrick	0:19,082	47 Bizzotto,Leonardo	0:11,387
20 64 Largim,Ali	0:43,719	64 Largim,Ali	0:12,993	64 Largim,Ali	0:19,140	27 Born,Miklas	0:11,423
21 99 Degenbeck,Patrick	0:43,723	99 Degenbeck,Patrick	0:13,019	27 Born,Miklas	0:19,190	64 Largim,Ali	0:11,442

Strecke / track: 1107m

started: 21 classified: 21 not classified: 0

Doc. 6

Pos	Str. Nr.	Fahrer Driver	Nation	Bewerber/Sponsor	Nation	Lizenz/B-Lizenz	Chassis/Motor/Reifen	Runden Laps	Gesamtzeit Differenz	Abstand Gap	beste Runde best Lap	in N. in L.	o Geschw. o Speed
1	30	Haverkort, Kas	NLD	Zanardi Racing Team	NLD	36154 28613	CRG / TM / Vega	11			0:41,935	11	95,0 km/h
2	77	Tramnitz, Tim	DEU	KSM Schumacher Racing Team	DEU	IKCR 1161254 KBF 1067587	Tony Kart / Vortex / Vega	11	0:00,385	0:00,385	0:42,320	11	94,2 km/h
3	20	Linty, Etienne	ITA	EMILIA KART SRL	ITA	337697 295453	BirelART / Iame / Vega	14	0:00,609	0:00,224	0:42,544	9	93,7 km/h
4	40	Fusen, Jan David	DEU	Solgat Motorsport	DEU	IKC 1137577 KBF 1079882	BirelArt / TM / Vega	12	0:00,702	0:00,093	0:42,637	12	93,5 km/h
5	11	Ferati, Jasin	CHE	KSM Schumacher Racing Team	DEU	502257 KBF 1067587	Tony Kart / Vortex / Vega	11	0:00,734	0:00,032	0:42,669	10	93,4 km/h
6	29	Skjellerup, Oliver	DNK	Robert Schlunssen	DNK	58044 36053	Tony Kart / Vortex / Vega	14	0:00,841	0:00,107	0:42,776	9	93,2 km/h
7	49	Van Berlo, Glenn	NLD	Lennox Racing Team	ITA	36847 322955	Exprit / Vortex / Vega	11	0:00,856	0:00,015	0:42,791	9	93,1 km/h
8	15	Maisch, Luca	DEU	TB Racing Team	DEU	IKC 1154306 KBF 1116906	Kart Republic / Iame / Vega	7	0:00,856	0:00,000	0:42,791	7	93,1 km/h
9	42	Maloney, Zane	GBR	Ricky Flynn Motorsport	GBR	376 162392	FA Kart / Vortex / Vega	11	0:00,902	0:00,046	0:42,837	11	93,0 km/h
10	34	Saarijärvi, Frans-Emil	FIN	KOSKI MOTORSPORT	FIN	34765557 50054310	Kosmic / Vortex / Vega	12	0:00,966	0:00,064	0:42,901	12	92,9 km/h
11	65	Brizhan, Alexey	AUT	Ward racing	SWE	C18504 102	Tony Kart / Vortex / Vega	10	0:00,975	0:00,009	0:42,910	10	92,9 km/h
12	12	Schulte, Maximilian	DEU	Solgat Motorsport	DEU	IKCR 1153757 KBF 1079882	BirelArt / TM / Vega	10	0:01,048	0:00,073	0:42,983	10	92,7 km/h
13	7	Enders, Paul	DEU	RTG Kartsport	DEU	IKCR 1141749 KBF 1166823	CRG / Iame / Vega	7	0:01,114	0:00,066	0:43,049	7	92,6 km/h
14	31	Meyer Hansen, Mikkel	DNK	Racing Motor DK	DNK	36477 03587	KALI-KART / TM / Vega	12	0:01,159	0:00,045	0:43,094	7	92,5 km/h
15	24	Pavlíček, Matěj	CZE	PRAGA VMS RACING	CZE	18 AS 0060 18 AT 00031	PRAGA / TM / Vega	13	0:01,403	0:00,244	0:43,338	8	92,0 km/h
16	32	Dörr, Phil	DEU	TB Racing Team	DEU	IKC 1162847 KBF 1116906	Kart Republic / Parilla / Vega	7	0:01,449	0:00,046	0:43,384	7	91,9 km/h
17	23	Pros, Frantisek	CZE	PRAGA VMS RACING	CZE	18 SA0105 18 AT 00031	PRAGA / TM / Vega	13	0:01,463	0:00,014	0:43,398	10	91,8 km/h
18	27	Born, Miklas	CHE	Innovative Competition	CHE	505145 500033	Exprit / Vortex / Vega	12	0:01,504	0:00,041	0:43,439	8	91,7 km/h
19	47	Bizzotto, Leonardo	ITA	KSM Schumacher Racing Team	DEU	346670 KBF 1067587	Tony Kart / Vortex / Vega	5	0:01,526	0:00,022	0:43,461	5	91,7 km/h
20	64	Largim, Ali		KSB RACING TEAM	AUT	69355 Bk 002	Kosmic / Vortex / Vega	7	0:01,784	0:00,258	0:43,719	7	91,2 km/h
21	99	Degenbeck, Patrick	DEU	TB Racing Team	DEU	IKC 1149780 KBF 1116906	CRG / IAME / Vega	10	0:01,788	0:00,004	0:43,723	9	91,1 km/h

Rennleitung: Volker Ehekircher Racedirektor: Thomas Lainer

Sportkommissare: Thomas Ferrero / Ulrich Bell / Peter Brings / Tobias Amann

Techn. Kommissare: H.-J. Dangers / A.Sengpiel / M. Grasshoff / C. Schmidt / D.Pietzko

Zeitnahme: KART-DATA timing service Franz Schieszler / Martin Summerer

DMSB-RegNr: 206/2018

free practice DKM (OK) Group 2

Strecke / track: 1107 started: 21 classified: 21 not classified: 0

Fahrename Driver	Haverkort Kas	Tramnitz Tim	Linty Etienne	Fusen Jan David	Ferati Jasin	Skjellerup Oliver	Van Berlo Glenn	Maisch Luca	Maloney Zane	Saarijärvi Frans-Emil	Brizhan Alexey	Schulte Maximilian
schnellste Runde in Runde	0:41,935 Rn. 11	0:42,320 Rn. 11	0:42,544 Rn. 9	0:42,637 Rn. 12	0:42,669 Rn. 10	0:42,776 Rn. 9	0:42,791 Rn. 9	0:42,791 Rn. 7	0:42,837 Rn. 11	0:42,901 Rn. 12	0:42,910 Rn. 10	0:42,983 Rn. 10
Speed	95,0 km/h	94,2 km/h	93,7 km/h	93,5 km/h	93,4 km/h	93,2 km/h	93,1 km/h	93,1 km/h	93,0 km/h	92,9 km/h	92,9 km/h	92,7 km/h
Lap 1	0:46,483	0:48,290	0:50,872	0:49,809	0:46,511	0:48,633	0:49,442	0:49,174	0:49,477	0:49,834	0:46,844	0:49,768
Lap 2	0:45,299	0:44,522	0:45,230	0:44,230	0:45,134	0:45,479	0:44,568	0:43,758	0:44,343	0:44,113	0:44,687	0:44,335
Lap 3	0:43,131	0:46,589	0:44,731	0:42,951	0:44,946	0:44,263	0:43,354	0:45,173	0:43,195	0:46,212	0:44,137	0:43,561
Lap 4	0:42,544	0:42,505	0:43,153	0:42,769	0:43,283	0:43,255	2:44,484	0:43,612	2:49,485	1:26,973	3:04,806	0:44,653
Lap 5	0:42,146	2:50,343	0:42,929	0:43,039	2:52,628	0:43,362	1:00,687	0:45,551	1:01,644	0:44,823	0:50,757	0:43,321
Lap 6	2:29,719	0:47,630	0:43,411	0:42,835	0:46,951	0:43,088	0:43,677	0:43,074	0:43,735	0:47,000	0:43,802	0:43,515
Lap 7	0:49,565	0:44,779	0:42,793	0:42,758	0:45,962	0:42,837	0:43,642	0:42,791	0:44,079	0:43,619	0:43,605	0:43,658
Lap 8	0:43,963	0:43,779	0:44,309	0:45,225	0:43,627	0:44,437	0:43,243		0:43,683	0:44,322	0:43,766	0:43,633
Lap 9	0:42,824	0:43,060	0:42,544	0:43,517	0:43,767	0:42,776	0:42,791		0:43,044	0:43,865	0:43,640	0:43,077
Lap 10	0:42,219	0:42,580	0:45,126	0:43,130	0:42,669	0:43,788	0:42,811		0:43,201	0:46,699	0:42,910	0:42,983
Lap 11	0:41,935	0:42,320	0:44,501	0:42,670	0:42,683	0:43,362	0:43,055		0:42,837	0:43,352		
Lap 12			0:43,140	0:42,637		0:42,985				0:42,901		
Lap 13			0:42,628			0:42,988						
Lap 14			0:42,675			0:42,951						

DMSB-RegNr: 206/2018

free practice DKM (OK) Group 2

Strecke / track: 1107 started: 21 classified: 21 not classified: 0

Fahrername Driver	Enders Paul	Meyer Hansen Mikkel	Pavlíček Matěj	Dörr Phil	Pros Frantisek	Born Miklas	Bizzotto Leonardo	Largim Ali	Degenbeck Patrick
schnellste Runde in Runde	0:43,049 Rn. 7	0:43,094 Rn. 7	0:43,338 Rn. 8	0:43,384 Rn. 7	0:43,398 Rn. 10	0:43,439 Rn. 8	0:43,461 Rn. 5	0:43,719 Rn. 7	0:43,723 Rn. 9
Speed	92,6 km/h	92,5 km/h	92,0 km/h	91,9 km/h	91,8 km/h	91,7 km/h	91,7 km/h	91,2 km/h	91,1 km/h
Lap 1	<u>0:49,466</u>	1:57,783	0:56,425	0:53,328	0:50,724	0:49,797	0:54,361	0:49,750	0:50,044
Lap 2	0:44,436	0:46,267	0:46,548	0:48,478	0:45,753	0:45,594	0:47,326	0:44,683	0:45,885
Lap 3	0:43,267	0:45,701	0:44,105	0:44,132	0:43,623	0:44,611	0:44,739	0:44,243	0:44,509
Lap 4	0:45,255	0:43,737	0:43,489	0:46,805	0:43,560	0:43,839	0:43,745	0:46,172	0:43,957
Lap 5	0:43,701	0:43,348	0:43,524	0:45,177	0:51,978	0:43,824	<u>0:43,461</u>	0:46,843	3:11,583
Lap 6	0:43,063	0:43,386	0:47,309	0:47,128	0:43,617	0:43,714		0:44,380	0:49,220
Lap 7	<u>0:43,049</u>	0:43,094	0:46,593	<u>0:43,384</u>	0:44,171	0:44,049		<u>0:43,719</u>	0:44,985
Lap 8		0:44,487	<u>0:43,338</u>		0:44,022	<u>0:43,439</u>			0:43,990
Lap 9		0:44,129	0:44,837		0:45,399	0:45,460			<u>0:43,723</u>
Lap 10		0:43,265	0:43,751		<u>0:43,398</u>	0:44,163			0:44,169
Lap 11		0:43,263	0:44,901		0:43,815	0:43,647			
Lap 12		0:43,227	0:44,092		0:43,497	0:43,823			
Lap 13			0:43,885		0:43,794				
Lap 14									

free practice DKM (OK) Group 2

Ziel		Sektion 1		Sektion 2		Sektion 3	
Fahrername	Zeit	Fahrername	Zeit	Fahrername	Zeit	Fahrername	Zeit
1 30 Haverkort,Kas	0:41,935	30 Haverkort,Kas	0:12,477	30 Haverkort,Kas	0:18,365	30 Haverkort,Kas	0:11,003
2 77 Tramnitz,Tim	0:42,320	20 Linty,Etienne	0:12,548	77 Tramnitz,Tim	0:18,532	77 Tramnitz,Tim	0:11,089
3 20 Linty,Etienne	0:42,544	29 Skjellerup,Oliver	0:12,654	15 Maisch,Luca	0:18,664	34 Saarijärvi,Frans-Emil	0:11,108
4 40 Fusen,Jan David	0:42,637	77 Tramnitz,Tim	0:12,669	49 Van Berlo,Glenn	0:18,670	49 Van Berlo,Glenn	0:11,114
5 11 Ferati,Josin	0:42,669	11 Ferati,Josin	0:12,698	42 Maloney,Zane	0:18,675	11 Ferati,Josin	0:11,139
6 29 Skjellerup,Oliver	0:42,776	40 Fusen,Jan David	0:12,712	12 Schulte,Maximilian	0:18,675	40 Fusen,Jan David	0:11,147
7 49 Van Berlo,Glenn	0:42,791	7 Enders,Paul	0:12,757	40 Fusen,Jan David	0:18,676	65 Brizhan,Alexey	0:11,169
8 15 Maisch,Luca	0:42,791	65 Brizhan,Alexey	0:12,776	11 Ferati,Josin	0:18,689	29 Skjellerup,Oliver	0:11,201
9 42 Maloney,Zane	0:42,837	15 Maisch,Luca	0:12,786	20 Linty,Etienne	0:18,709	23 Pros,František	0:11,203
10 34 Saarijärvi,Frans-Emil	0:42,901	23 Pros,František	0:12,787	29 Skjellerup,Oliver	0:18,739	31 Meyer Hansen,Mikkel	0:11,216
11 65 Brizhan,Alexey	0:42,910	42 Maloney,Zane	0:12,789	7 Enders,Paul	0:18,822	20 Linty,Etienne	0:11,219
12 12 Schulte,Maximilian	0:42,983	27 Born,Miklas	0:12,802	34 Saarijärvi,Frans-Emil	0:18,826	42 Maloney,Zane	0:11,228
13 7 Enders,Paul	0:43,049	49 Van Berlo,Glenn	0:12,811	65 Brizhan,Alexey	0:18,915	12 Schulte,Maximilian	0:11,228
14 31 Meyer Hansen,Mikkel	0:43,094	31 Meyer Hansen,Mikkel	0:12,815	24 Pavlíček,Matěj	0:18,954	7 Enders,Paul	0:11,252
15 24 Pavlíček,Matěj	0:43,338	34 Saarijärvi,Frans-Emil	0:12,827	31 Meyer Hansen,Mikkel	0:18,955	24 Pavlíček,Matěj	0:11,292
16 32 Dörr,Phil	0:43,384	24 Pavlíček,Matěj	0:12,851	47 Bizzotto,Leonardo	0:18,988	15 Maisch,Luca	0:11,296
17 23 Pros,František	0:43,398	12 Schulte,Maximilian	0:12,870	32 Dörr,Phil	0:19,005	32 Dörr,Phil	0:11,327
18 27 Born,Miklas	0:43,439	47 Bizzotto,Leonardo	0:12,878	23 Pros,František	0:19,016	99 Degenbeck,Patrick	0:11,384
19 47 Bizzotto,Leonardo	0:43,461	32 Dörr,Phil	0:12,973	99 Degenbeck,Patrick	0:19,082	47 Bizzotto,Leonardo	0:11,387
20 64 Largim,Ali	0:43,719	64 Largim,Ali	0:12,993	64 Largim,Ali	0:19,140	27 Born,Miklas	0:11,423
21 99 Degenbeck,Patrick	0:43,723	99 Degenbeck,Patrick	0:13,019	27 Born,Miklas	0:19,190	64 Largim,Ali	0:11,442

free practice DKM (OK) Group 2

Die schnellsten Zeiten

Ort	Nr. Fahrername	Zeit	Streckl.	Ø Speed
Ziel	30 Haverkort,Kas	0:41,935	1107 m	95.0 km/h
Sektion 1	30 Haverkort,Kas	0:12,477	329 m	94.9 km/h
Sektion 2	30 Haverkort,Kas	0:18,365	475 m	93.1 km/h
Sektion 3	30 Haverkort,Kas	0:11,003	303 m	99.1 km/h

	Smr.30 Haverkort,Kas NLD Zanardi Racing Team	Smr.77 Tramnitz,Tim DEU KSM Schumacher Racing Team	Smr.20 Liny,Etienne ITA EMILIA KART SRL	Smr.40 Fusen,Jan David DEU Solgat Motorsport	Smr.11 Ferati,Josin CHE KSM Schumacher Racing Team
	theoretisch mögliche Bestzeit 0:41,845	theoretisch mögliche Bestzeit 0:42,290	theoretisch mögliche Bestzeit 0:42,476	theoretisch mögliche Bestzeit 0:42,535	theoretisch mögliche Bestzeit 0:42,526
Ziel	Sektion 1 0:12,477 Sektion 2 0:18,365 Sektion 3 0:11,003	Sektion 1 0:12,669 Sektion 2 0:18,532 Sektion 3 0:11,089	Sektion 1 0:12,548 Sektion 2 0:18,709 Sektion 3 0:11,219	Sektion 1 0:12,712 Sektion 2 0:18,676 Sektion 3 0:11,147	Sektion 1 0:12,698 Sektion 2 0:18,689 Sektion 3 0:11,139
best	0:41,935	0:42,320	0:42,544	0:42,637	0:42,669
Runde 1	0:46,483	0:48,290	0:50,872	0:49,809	0:46,511
Runde 2	0:45,299	0:44,522	0:45,230	0:44,230	0:45,134
Runde 3	0:43,131	0:46,589	0:44,731	0:42,951	0:44,946
Runde 4	0:42,544	0:42,505	0:43,153	0:42,769	0:43,283
Runde 5	0:42,146	2:50,343	0:42,929	0:43,039	2:52,628
Runde 6	2:29,719	0:47,630	0:43,411	0:42,835	0:46,951
Runde 7	0:49,565	0:44,779	0:42,793	0:42,758	0:45,962
Runde 8	0:43,963	0:43,779	0:44,309	0:45,225	0:43,627
Runde 9	0:42,824	0:43,060	0:42,544	0:43,517	0:43,767
Runde 10	0:42,219	0:42,580	0:45,126	0:43,130	0:42,669
Runde 11	0:41,935	0:42,320	0:44,501	0:42,670	0:42,683
Runde 12		0:18,532	0:13,753	0:12,751	0:12,795
Runde 13		0:18,365	0:12,687	0:12,814	0:18,710
Runde 14		0:11,093	0:18,784	0:18,676	0:11,178

DMSB-Reg Nr.: 206 / 2018

free practice DKM (OK) Group 2

Die schnellsten Zeiten

Ort	Nr. Fahrername	Streckenkil.	Zeit	Ø Speed
Ziel	30 Haverkort,Kas	1107 m	0:41,935	95,0 km/h
Sektion 1	30 Haverkort,Kas	329 m	0:12,477	94,9 km/h
Sektion 2	30 Haverkort,Kas	475 m	0:18,365	93,1 km/h
Sektion 3	30 Haverkort,Kas	303 m	0:11,003	99,1 km/h

	Strm.29 Skjellerup,Oliver DNK	Strm.49 Van Berlo,Glenn NLD	Strm.15 Maisch,Luca DEU	Strm.42 Maloney,Zane BRB	Strm.34 Saarijarvi,Frans-Emil FIN
	Robert Schlunssen theoretisch mögliche Bestzeit 0:42,594	Lennox Racing Team theoretisch mögliche Bestzeit 0:42,595	TB Racing Team theoretisch mögliche Bestzeit 0:42,746	Ricky Flynn Motorsport theoretisch mögliche Bestzeit 0:42,692	KOSKI MOTORSPORT theoretisch mögliche Bestzeit 0:42,761
best	Ziel Sektion 1 Sektion 2 Sektion 3 0:42,776 0:12,654 0:18,739 0:11,201	Ziel Sektion 1 Sektion 2 Sektion 3 0:42,791 0:12,811 0:18,670 0:11,114	Ziel Sektion 1 Sektion 2 Sektion 3 0:42,791 0:12,786 0:18,664 0:11,296	Ziel Sektion 1 Sektion 2 Sektion 3 0:42,837 0:12,789 0:18,675 0:11,228	Ziel Sektion 1 Sektion 2 Sektion 3 0:42,901 0:12,827 0:18,826 0:11,108
Runde 1	0:48,633 0:15,796 0:20,736 0:12,101	0:49,442 0:16,528 0:21,115 0:11,799	0:49,174 0:15,834 0:21,308 0:12,032	0:49,477 0:16,018 0:21,271 0:12,188	0:49,834 0:16,499 0:21,197 0:12,138
Runde 2	0:45,479 0:13,340 0:20,143 0:11,996	0:44,568 0:13,141 0:19,862 0:11,565	0:43,758 0:13,158 0:19,085 0:11,515	0:44,343 0:13,121 0:19,213 0:12,009	0:44,113 0:13,148 0:19,497 0:11,468
Runde 3	0:44,263 0:13,929 0:18,948 0:11,386	0:43,354 0:12,978 0:19,072 0:11,304	0:45,173 0:12,937 0:20,126 0:12,110	0:43,195 0:12,996 0:18,908 0:11,291	0:46,212 0:14,481 0:20,362 0:11,369
Runde 4	0:43,255 0:12,825 0:18,828 0:11,602	2:44,484 0:12,881 0:18,895 2:12,708	0:43,612 0:12,851 0:19,163 0:11,598	2:49,485 0:12,959 0:18,771 2:17,755	1:26,973 0:12,964 0:19,079 0:54,930
Runde 5	0:43,362 0:12,746 0:19,388 0:11,228	1:00,687 0:21,542 0:27,350 0:11,795	0:45,551 0:13,086 0:20,915 0:11,550	1:01,644 0:23,256 0:26,541 0:11,847	0:44,823 0:14,496 0:19,064 0:11,263
Runde 6	0:43,088 0:12,956 0:18,841 0:11,291	0:43,677 0:13,512 0:18,963 0:11,202	0:43,074 0:12,939 0:18,839 0:11,296	0:43,735 0:13,187 0:19,103 0:11,445	0:47,000 0:15,118 0:20,437 0:11,445
Runde 7	0:42,837 0:12,732 0:18,816 0:11,289	0:43,642 0:12,811 0:19,610 0:11,221	0:42,791 0:12,786 0:18,664 0:11,341	0:44,079 0:12,872 0:19,864 0:11,343	0:43,619 0:13,187 0:18,826 0:11,606
Runde 8	0:44,437 0:13,342 0:19,775 0:11,320	0:43,243 0:12,841 0:19,083 0:11,319	0:43,243 0:12,841 0:19,083 0:11,319	0:43,683 0:12,850 0:19,033 0:11,800	0:44,322 0:13,186 0:19,845 0:11,291
Runde 9	0:42,776 0:12,675 0:18,856 0:11,245	0:42,791 0:12,836 0:18,670 0:11,285	0:42,791 0:12,836 0:18,670 0:11,285	0:43,044 0:12,868 0:18,814 0:11,362	0:43,865 0:12,848 0:19,051 0:11,966
Runde 10	0:43,788 0:12,654 0:19,778 0:11,356	0:42,811 0:12,990 0:18,707 0:11,114	0:42,811 0:12,990 0:18,707 0:11,114	0:43,201 0:13,298 0:18,675 0:11,228	0:46,699 0:16,445 0:18,930 0:11,324
Runde 11	0:43,362 0:12,814 0:19,089 0:11,459	0:43,055 0:12,982 0:18,811 0:11,262	0:43,055 0:12,982 0:18,811 0:11,262	0:42,837 0:12,789 0:18,804 0:11,244	0:43,352 0:12,827 0:19,065 0:11,460
Runde 12	0:42,985 0:12,771 0:18,968 0:11,246				0:42,901 0:12,884 0:18,909 0:11,108
Runde 13	0:42,988 0:12,688 0:18,947 0:11,353				
Runde 14	0:42,951 0:13,011 0:18,739 0:11,201				

DMSB-Reglir:208/2018

Die schnellsten Zeiten

Ort	Nr. Fahrername	Streckl.	Zeit	Ø Speed
Ziel	30 Haverkort,Kas	1107 m	0:41,935	95,0 km/h
Sektion 1	30 Haverkort,Kas	329 m	0:12,477	94,9 km/h
Sektion 2	30 Haverkort,Kas	475 m	0:18,365	93,1 km/h
Sektion 3	30 Haverkort,Kas	303 m	0:11,003	99,1 km/h

	Smr.65 Brizhan,Alexey AUT Ward racing	Smr.12 Schulte,Maximilian DEU Solgat Motorsport	Smr.7 Enders,Paul DEU RTG Kartsport	Smr.31 Meyer Hansen,Mikkel DNK Racing Motor DK	Smr.24 Pavlicek,Matěj CZE PRAGA VMS RACING
	theoretisch mögliche Bestzeit 0:42,860	theoretisch mögliche Bestzeit 0:42,773	theoretisch mögliche Bestzeit 0:42,831	theoretisch mögliche Bestzeit 0:42,986	theoretisch mögliche Bestzeit 0:43,097
	Ziel Sektion 1 Sektion 2 Sektion 3	Ziel Sektion 1 Sektion 2 Sektion 3	Ziel Sektion 1 Sektion 2 Sektion 3	Ziel Sektion 1 Sektion 2 Sektion 3	Ziel Sektion 1 Sektion 2 Sektion 3
best	0:42,910 0:12,776 0:18,915 0:11,169	0:42,983 0:12,870 0:18,675 0:11,228	0:43,049 0:12,757 0:18,822 0:11,252	0:43,094 0:12,815 0:18,955 0:11,216	0:43,338 0:12,851 0:18,954 0:11,292
Runde 1	0:46,844 0:14,640 0:20,302 0:11,902	0:49,768 0:17,258 0:20,576 0:11,934	0:49,466 0:15,874 0:21,238 0:12,354	1:57,783 0:15,974 0:21,465 1:20,344	0:56,425 0:18,329 0:23,996 0:14,100
Runde 2	0:44,687 0:13,088 0:19,413 0:12,186	0:44,335 0:13,605 0:19,387 0:11,343	0:44,436 0:13,209 0:19,634 0:11,593	0:46,267 0:14,566 0:19,869 0:11,832	0:46,548 0:14,932 0:19,902 0:11,714
Runde 3	0:44,137 0:13,689 0:19,179 0:11,269	0:43,561 0:13,132 0:19,123 0:11,306	0:43,267 0:13,037 0:18,923 0:11,307	0:45,701 0:14,174 0:19,857 0:11,670	0:44,105 0:13,526 0:19,119 0:11,460
Runde 4	3:04,806 0:13,015 0:18,968 2:32,823	0:44,653 0:12,878 0:20,269 0:11,506	0:45,255 0:12,855 0:20,415 0:11,985	0:43,737 0:13,215 0:19,142 0:11,380	0:43,489 0:13,137 0:19,060 0:11,292
Runde 5	0:50,757 0:16,871 0:22,149 0:11,737	0:43,321 0:13,288 0:18,771 0:11,262	0:43,701 0:12,813 0:19,214 0:11,674	0:43,348 0:13,076 0:19,056 0:11,216	0:43,524 0:13,021 0:19,051 0:11,452
Runde 6	0:43,802 0:13,405 0:19,146 0:11,251	0:43,515 0:12,894 0:19,289 0:11,332	0:43,063 0:12,949 0:18,862 0:11,252	0:43,386 0:13,007 0:19,106 0:11,273	0:47,309 0:12,905 0:21,910 0:12,494
Runde 7	0:43,605 0:12,861 0:19,504 0:11,240	0:43,658 0:13,350 0:18,925 0:11,383	0:43,049 0:12,757 0:18,822 0:11,470	0:43,094 0:12,904 0:18,955 0:11,235	0:46,593 0:13,152 0:21,927 0:11,514
Runde 8	0:43,766 0:12,962 0:19,157 0:11,647	0:43,633 0:12,870 0:18,780 0:11,983	0:43,633 0:12,870 0:18,780 0:11,983	0:44,487 0:12,888 0:20,235 0:11,414	0:43,338 0:12,851 0:19,115 0:11,372
Runde 9	0:43,640 0:13,542 0:18,915 0:11,183	0:43,077 0:13,102 0:18,747 0:11,228	0:43,077 0:13,102 0:18,747 0:11,228	0:44,129 0:13,118 0:19,331 0:11,680	0:44,837 0:13,295 0:20,103 0:11,439
Runde 10	0:42,910 0:12,776 0:18,965 0:11,169	0:42,983 0:13,062 0:18,675 0:11,246	0:42,983 0:13,062 0:18,675 0:11,246	0:43,265 0:12,895 0:19,059 0:11,311	0:43,751 0:12,922 0:19,229 0:11,600
Runde 11				0:43,263 0:12,815 0:19,065 0:11,383	0:44,901 0:13,058 0:19,542 0:12,301
Runde 12				0:43,227 0:12,946 0:18,965 0:11,316	0:44,092 0:13,516 0:18,954 0:11,622
Runde 13					0:43,885 0:13,142 0:19,266 0:11,477
Runde 14					

free practice DKM (OK) Group 2

Die schnellsten Zeiten

Ort	Nr. Fahrername	Streckenl.	Zeit	Ø Speed
Ziel	30 Haverkort,Kas	1107 m	0:41,935	95,0 km/h
Sektion 1	30 Haverkort,Kas	329 m	0:12,477	94,9 km/h
Sektion 2	30 Haverkort,Kas	475 m	0:18,365	93,1 km/h
Sektion 3	30 Haverkort,Kas	303 m	0:11,003	99,1 km/h

	Snr.32 Dörr,Phil DEU TB Racing Team theoretisch mögliche Bestzeit 0:43,305	Snr.23 Pros,František CZE PRAGA VMS RACING theoretisch mögliche Bestzeit 0:43,006	Snr.27 Born,Miklós CHE Innovative Competition theoretisch mögliche Bestzeit 0:43,415	Snr.47 Bizzotto,Leonardo ITA KSM Schumacher Racing Team theoretisch mögliche Bestzeit 0:43,253	Snr.64 Largim,Ali KSB RACING TEAM theoretisch mögliche Bestzeit 0:43,575
best	0:43,384 0:12,973 0:19,005 0:11,327	0:43,398 0:12,787 0:19,016 0:11,203	0:43,499 0:12,802 0:19,190 0:11,423	0:43,461 0:12,878 0:18,988 0:11,387	0:43,719 0:12,993 0:19,140 0:11,442
Runde 1	0:53,328 0:16,510 0:23,522 0:13,296	0:50,724 0:16,342 0:21,575 0:12,807	0:49,797 0:15,661 0:21,645 0:12,491	0:54,361 0:19,434 0:21,961 0:12,966	0:49,750 0:16,236 0:21,098 0:12,416
Runde 2	0:48,478 0:14,299 0:21,487 0:12,692	0:45,753 0:13,866 0:20,254 0:11,633	0:45,594 0:13,605 0:20,096 0:11,893	0:47,326 0:14,813 0:20,790 0:11,723	0:44,683 0:13,351 0:19,750 0:11,582
Runde 3	0:44,132 0:13,634 0:19,171 0:11,327	0:43,623 0:13,201 0:19,143 0:11,279	0:44,611 0:13,241 0:19,611 0:11,759	0:44,739 0:13,279 0:19,565 0:11,895	0:44,243 0:13,109 0:19,671 0:11,463
Runde 4	0:46,805 0:12,975 0:20,127 0:13,703	0:43,560 0:13,077 0:19,167 0:11,316	0:43,839 0:13,036 0:19,262 0:11,541	0:43,745 0:13,333 0:18,988 0:11,424	0:46,172 0:12,993 0:21,420 0:11,759
Runde 5	0:45,177 0:13,698 0:19,742 0:11,737	0:43,978 0:14,244 0:26,017 0:11,717	0:43,824 0:12,891 0:19,270 0:11,663	0:43,461 0:12,878 0:19,196 0:11,387	0:46,843 0:13,192 0:19,401 0:14,250
Runde 6	0:47,128 0:14,330 0:21,341 0:11,457	0:43,617 0:13,398 0:19,016 0:11,203	0:43,714 0:12,883 0:19,378 0:11,453	0:43,461 0:12,878 0:19,196 0:11,387	0:44,380 0:13,173 0:19,574 0:11,633
Runde 7	0:43,384 0:12,973 0:19,005 0:11,406	0:44,171 0:12,804 0:20,020 0:11,347	0:44,049 0:12,865 0:19,750 0:11,434	0:43,705 0:19,122	0:43,719 0:13,137 0:19,140 0:11,442
Runde 8		0:44,022 0:13,585 0:19,111 0:11,326	0:43,439 0:12,802 0:19,214 0:11,423		0:13,663 0:21,088
Runde 9		0:45,399 0:13,793 0:20,252 0:11,354	0:45,460 0:13,069 0:20,310 0:12,081		
Runde 10		0:43,398 0:12,839 0:19,146 0:11,413	0:44,163 0:13,023 0:19,540 0:11,600		
Runde 11		0:43,815 0:12,973 0:19,514 0:11,328	0:43,647 0:12,904 0:19,190 0:11,553		
Runde 12		0:43,497 0:12,927 0:19,118 0:11,452	0:43,823 0:12,926 0:19,278 0:11,619		
Runde 13		0:43,794 0:12,787 0:19,448 0:11,559	0:13,431 0:19,275		
Runde 14					

free practice DKM (OK) Group 2

Die schnellsten Zeiten

Ort	Nr. Fahrername	Zeit	Streckenl.	ø Speed
Ziel	30 Haverkort,Kas	0:41,935	1107 m	95,0 km/h
Sektion 1	30 Haverkort,Kas	0:12,477	329 m	94,9 km/h
Sektion 2	30 Haverkort,Kas	0:18,365	475 m	93,1 km/h
Sektion 3	30 Haverkort,Kas	0:11,003	303 m	99,1 km/h

Stnr.99 Degenbeck,Patrick
DEU

TB Racing Team

theoretisch mögliche Bestzeit 0:43,485

	Ziel	Sektion 1	Sektion 2	Sektion 3
best	0:43,723	0:13,019	0:19,082	0:11,384
Runde 1	0:50,044	0:16,285	0:21,105	0:12,654
Runde 2	0:45,885	0:14,188	0:19,792	0:11,905
Runde 3	0:44,509	0:13,423	0:19,458	0:11,628
Runde 4	0:43,957	0:13,262	0:19,206	0:11,489
Runde 5	3:11,583	0:13,019	0:19,214	2:39,350
Runde 6	0:49,220	0:14,880	0:22,123	0:12,217
Runde 7	0:44,985	0:13,248	0:19,748	0:11,989
Runde 8	0:43,990	0:13,283	0:19,247	0:11,460
Runde 9	0:43,723	0:13,257	0:19,082	0:11,384
Runde 10	0:44,169	0:13,440	0:19,236	0:11,493
Runde 11				

Ziel	Sektion 1	Sektion 2	Sektion 3	Ziel	Sektion 1	Sektion 2	Sektion 3	Ziel	Sektion 1	Sektion 2	Sektion 3

free practice DKM (OK) Group 1

Strecke / track: 1107m
 started: 21 classified: 21 not classified: 0

Doc. 5

Pos	Str. Nr.	Fahrer Driver	Nation	Bewerber/Sponsor	Nation	Lizenz/B-Lizenz	Chassis/Motor/Reifen	Runden Laps	Gesamtzeit Differenz	Abstand Gap	beste Runde best Lap	in R. in L.	o Geschw. o Speed
1	17	Füngeling, Luke	DEU	Valier Motorsport	DEU	IKC 1136804 KBF 1063735	SODI / lame / Vega	8			0:41,986	8	94,9 km/h
2	86	Sasse, Hugo	DEU	TB Racing Team	DEU	IKCR 1147248 KBF 1116906 IKC 1139697	Kart Republic / lame / Vega	10	0:00,054	0:00,054	0:42,040	10	94,8 km/h
3	19	Tröger, Niels	DEU	RTG Kartsport	DEU	IKC 1139697 KBF 1166823	CRG / lame / Vega	7	0:00,100	0:00,046	0:42,086	7	94,7 km/h
4	38	Buus, Bastian	DNK	RS Competition	DNK	59991 36053	Tony Kart / Vortex / Vega	10	0:00,372	0:00,272	0:42,358	10	94,1 km/h
5	14	Tröger, Tim	DEU	Mach1 Motorsport	DEU	IKC 1132554 KBF 1005514	Mach1 / lame / Vega	8	0:00,429	0:00,057	0:42,415	8	94,0 km/h
6	10	O'dey, Levi	DEU	KSM Schumacher Racing Team	DEU	IKCR 1164486 KBF 1067587	Tony Kart / Vortex / Vega	9	0:00,461	0:00,032	0:42,447	8	93,9 km/h
7	8	Liwinski, David	IND	Mach1 Motorsport	DEU	35786 KBF 1005514	Mach1 / lame / Vega	12	0:00,478	0:00,017	0:42,464	11	93,8 km/h
8	45	Read, Tyler	GBR	Ricky Flynn Motorsport	GBR	263149 162392	FA Alonso / Vortex / Vega	11	0:00,492	0:00,014	0:42,478	10	93,8 km/h
9	36	Van Der Helm, Tijmen	IND	KSM Schumacher Racing Team	DEU	35964 KBF 1067587	Tony Kart / Vortex / Vega	9	0:00,494	0:00,002	0:42,480	4	93,8 km/h
10	50	Kovacs, Zsombor	HUN	KMS EUROPE KFT.	HUN	4966 804	Exprit / TM / Vega	9	0:00,497	0:00,003	0:42,483	9	93,8 km/h
11	4	Arnold, Felix	DEU	KSM Schumacher Racing Team	DEU	IKA 1138542 KBF 1067587	Tony Kart / Vortex / Vega	11	0:00,514	0:00,017	0:42,500	11	93,8 km/h
12	16	Volz, Rico	DEU	RS-Motorsport	DEU	IKC 1154071 KBF 1104126	CRG / lame / Vega	9	0:00,558	0:00,044	0:42,544	9	93,7 km/h
13	6	Schaller, Marek	DEU	RTG Kartsport	DEU	IKC 1151363 KBF 1166823	CRG / lame / Vega	11	0:00,571	0:00,013	0:42,557	8	93,6 km/h
14	67	Kacovsky, Matej	CZE	BIREL ART RACING KSW	AUT	1011 BK 102	BirelART / TM / Vega	9	0:00,605	0:00,034	0:42,591	5	93,6 km/h
15	39	Thompson, Harry	GBR	Ricky Flynn Motorsport	GBR	265302 162392	FA Kart / Vortex / Vega	10	0:00,795	0:00,190	0:42,781	10	93,2 km/h
16	88	Schmidli, Titus-Shanghai	CHE	CS Racing	CHE	502418 500001	Tony Kart / Vortex / Vega	13	0:00,818	0:00,023	0:42,804	12	93,1 km/h
17	22	Fritsch, Valentino	DEU	BIREL ART RACING KSW	AUT	IKB 1173038 BK 102	BirelART / lame / Vega	14	0:00,843	0:00,025	0:42,829	12	93,0 km/h
18	59	Damhuis, Philipp	DEU	Millennium Racing Team	DEU	IKC 1147509 KBF 1095578	Kosmic / Vortex / Vega	8	0:00,953	0:00,110	0:42,939	5	92,8 km/h
19	21	Anderrüti, Leandro	CHE	Lanari Racing Team	DEU	500212 KBF 1159049	KR / lame / Vega	11	0:00,970	0:00,017	0:42,956	9	92,8 km/h
20	26	Alibaks, Renzo	IND	Zanardi Racing Team	IND	36331 28613	Zanardi / TM / Vega	7	0:01,399	0:00,429	0:43,385	5	91,9 km/h
21	33	Kortelainen, Rasmus	FIN	KOSKI MOTORSPORT	FIN	34745739 50054310	Tony Kart / Vortex / Vega	11	0:01,400	0:00,001	0:43,386	11	91,9 km/h

Rennleitung: Volker Ehekircher Racedirektor: Thomas Lainer

Sportkommissare: Thomas Ferrero / Ulrich Bell / Peter Brings / Tobias Amann

Techn. Kommissare: H.-J. Dangers / A.Sengpiel / M. Grasshoff / C. Schmidt / D.Pietzko

Zeitnahme: KART-DATA timing service Franz Schieszler / Martin Summerer

DMSB-RegNr: 206/2018

free practice DKM (OK) Group 1

Strecke / track: 1107 started: 21 classified: 21 not classified: 0

Fahrename Driver	Füngling Luke	Sasse Hugo	Tröger Niels	Buus Bastian	Tröger Tim	O'dey Levi	Liwinski David	Read Tyler	Van Der Helm Tijmen	Kovacs Zsombor	Arnold Felix	Volz Rico
schnellste Runde in Runde	0:41,986 Rn. 8	0:42,040 Rn. 10	0:42,086 Rn. 7	0:42,358 Rn. 10	0:42,415 Rn. 8	0:42,447 Rn. 8	0:42,464 Rn. 11	0:42,478 Rn. 10	0:42,480 Rn. 4	0:42,483 Rn. 9	0:42,500 Rn. 11	0:42,544 Rn. 9
Speed	94,9 km/h	94,8 km/h	94,7 km/h	94,1 km/h	94,0 km/h	93,9 km/h	93,8 km/h	93,8 km/h	93,8 km/h	93,8 km/h	93,8 km/h	93,7 km/h
Lap 1	0:51,184	0:51,407	0:49,440	0:51,633	0:51,412	0:50,242	0:53,764	0:51,854	0:53,793	0:57,607	0:59,195	0:52,591
Lap 2	0:44,384	0:46,448	0:45,751	0:43,691	0:44,370	0:44,788	0:46,845	0:45,265	0:44,314	0:44,245	0:53,302	0:45,129
Lap 3	0:43,114	3:35,398	0:44,455	0:44,531	0:43,262	0:44,616	0:45,302	0:44,119	0:43,639	0:43,031	0:51,666	0:43,469
Lap 4	0:44,262	0:52,158	0:42,728	0:43,954	0:43,278	0:43,042	0:43,540	0:43,771	0:42,480	0:44,283	0:49,852	0:43,038
Lap 5	0:42,244	0:44,416	0:43,331	0:44,685	0:42,545	0:42,778	0:43,060	2:21,927	0:43,475	0:42,694	0:47,634	0:43,023
Lap 6	0:42,821	0:44,361	0:42,512	0:43,710	0:42,672	0:42,873	0:43,057	0:48,153	0:42,804	0:42,705	0:46,909	0:42,655
Lap 7	0:42,189	0:43,011	0:42,086	0:42,545	0:42,431	0:42,658	0:42,478	0:42,970	0:42,706	0:42,593	0:45,923	0:42,798
Lap 8	0:41,986	0:42,483		0:42,492	0:42,415	0:42,447	0:42,736	0:42,648	0:42,504	0:44,055	1:04,179	0:42,608
Lap 9		0:42,376		0:42,702		0:42,547	0:42,677	0:42,634	0:42,563	0:42,483	0:47,714	0:42,544
Lap 10		0:42,040		0:42,358			0:42,654	0:42,478			0:43,069	
Lap 11							0:42,464	0:42,478			0:42,500	
Lap 12							0:42,668					
Lap 13												
Lap 14												

DMSB-RegNr: 206/2018

free practice DKM (OK) Group 1

Strecke / track: 1107 started: 21 classified: 21 not classified: 0

Fahrername Driver	Schaller Marek	Kacovsky Matej	Thompson Harry	Schmidli Tirus-Shanghai	Fritsch Valentino	Damhuis Philipp	Anderrüti Leandro	Alibaks Renzo	Kortelainen Rasmus
schnellste Runde in Runde	0:42,557 Rn. 8	0:42,591 Rn. 5	0:42,781 Rn. 10	0:42,804 Rn. 12	0:42,829 Rn. 12	0:42,939 Rn. 5	0:42,956 Rn. 9	0:43,385 Rn. 5	0:43,386 Rn. 11
Speed	93,6 km/h	93,6 km/h	93,2 km/h	93,1 km/h	93,0 km/h	92,8 km/h	92,8 km/h	91,9 km/h	91,9 km/h
Lap 1	0:50,538	0:51,044	0:52,356	0:51,611	0:50,149	1:29,814	0:50,427	0:53,301	0:50,113
Lap 2	0:44,432	0:44,654	0:45,355	0:45,841	0:45,115	0:44,484	0:45,133	0:47,960	0:47,291
Lap 3	0:43,556	0:43,550	0:43,715	0:44,392	0:43,850	0:43,346	0:43,639	0:45,740	0:44,939
Lap 4	0:43,182	0:43,178	0:43,146	0:43,657	0:43,622	0:43,257	0:43,225	0:44,759	2:14,913
Lap 5	0:42,967	0:42,591	2:16,846	0:43,523	0:43,537	0:42,939	2:52,609	0:43,385	0:47,539
Lap 6	0:45,914	0:42,769	0:47,682	0:44,057	0:43,208	0:43,556	0:48,582	0:43,830	0:44,063
Lap 7	0:43,084	0:42,905	0:43,525	0:43,334	0:43,260	0:43,811	0:43,924	0:43,542	0:43,660
Lap 8	0:42,557	0:42,916	0:42,921	0:43,993	0:43,251	0:44,393	0:43,549		0:43,722
Lap 9	0:45,487	0:42,790	0:42,842	0:43,629	0:43,164		0:42,956		0:44,410
Lap 10	0:42,776		0:42,781	0:44,253	0:43,226		0:43,728		0:43,884
Lap 11	0:43,523			0:42,969	0:43,469		0:43,298		
Lap 12				0:42,804	0:42,829				0:43,386
Lap 13				0:43,224	0:42,988				
Lap 14					0:42,929				

free practice DKM (OK) Group 1

Ziel		Sektion 1		Sektion 2		Sektion 3	
Fahrername	Zeit	Fahrername	Zeit	Fahrername	Zeit	Fahrername	Zeit
1 17 Füngeling,Luke	0:41,986	19 Tröger,Niels	0:12,460	17 Füngeling,Luke	0:18,373	17 Füngeling,Luke	0:10,952
2 86 Sasse,Hugo	0:42,040	86 Sasse,Hugo	0:12,568	86 Sasse,Hugo	0:18,431	38 Buus,Bastian	0:11,037
3 19 Tröger,Niels	0:42,086	17 Füngeling,Luke	0:12,578	19 Tröger,Niels	0:18,511	86 Sasse,Hugo	0:11,041
4 38 Buus,Bastian	0:42,358	8 Liwinski,David	0:12,613	14 Tröger,Tim	0:18,545	19 Tröger,Niels	0:11,061
5 14 Tröger,Tim	0:42,415	16 Volz,Rico	0:12,623	10 O´dey,Levi	0:18,567	36 Van Der Helm,Tijmen	0:11,087
6 10 O´dey,Levi	0:42,447	38 Buus,Bastian	0:12,630	6 Schaller,Marek	0:18,567	45 Read,Tyler	0:11,089
7 8 Liwinski,David	0:42,464	14 Tröger,Tim	0:12,649	50 Kovacs,Zsombor	0:18,573	50 Kovacs,Zsombor	0:11,108
8 45 Read,Tyler	0:42,478	45 Read,Tyler	0:12,653	8 Liwinski,David	0:18,584	10 O´dey,Levi	0:11,109
9 36 Van Der Helm,Tijmen	0:42,480	39 Thompson,Harry	0:12,665	36 Van Der Helm,Tijmen	0:18,590	8 Liwinski,David	0:11,111
10 50 Kovacs,Zsombor	0:42,483	36 Van Der Helm,Tijmen	0:12,671	45 Read,Tyler	0:18,627	14 Tröger,Tim	0:11,115
11 4 Arnold,Felix	0:42,500	67 Kacovsky,Matej	0:12,685	4 Arnold,Felix	0:18,634	67 Kacovsky,Matej	0:11,127
12 16 Volz,Rico	0:42,544	4 Arnold,Felix	0:12,694	16 Volz,Rico	0:18,638	4 Arnold,Felix	0:11,134
13 6 Schaller,Marek	0:42,557	10 O´dey,Levi	0:12,696	38 Buus,Bastian	0:18,642	6 Schaller,Marek	0:11,176
14 67 Kacovsky,Matej	0:42,591	50 Kovacs,Zsombor	0:12,710	67 Kacovsky,Matej	0:18,691	59 Damhuis,Philipp	0:11,177
15 39 Thompson,Harry	0:42,781	22 Fritsch,Valentino	0:12,713	39 Thompson,Harry	0:18,747	16 Volz,Rico	0:11,193
16 88 Schmidli,Titus-Shanghai	0:42,804	21 Anderrüti,Leandro	0:12,781	21 Anderrüti,Leandro	0:18,775	39 Thompson,Harry	0:11,213
17 22 Fritsch,Valentino	0:42,829	6 Schaller,Marek	0:12,792	88 Schmidli,Titus-Shanghai	0:18,783	22 Fritsch,Valentino	0:11,216
18 59 Damhuis,Philipp	0:42,939	88 Schmidli,Titus-Shanghai	0:12,792	59 Damhuis,Philipp	0:18,796	88 Schmidli,Titus-Shanghai	0:11,229
19 21 Anderrüti,Leandro	0:42,956	59 Damhuis,Philipp	0:12,831	22 Fritsch,Valentino	0:18,871	26 Alibaks,Renzo	0:11,230
20 26 Alibaks,Renzo	0:43,385	33 Kortelainen,Rasmus	0:12,889	26 Alibaks,Renzo	0:19,007	21 Anderrüti,Leandro	0:11,282
21 33 Kortelainen,Rasmus	0:43,386	26 Alibaks,Renzo	0:13,052	33 Kortelainen,Rasmus	0:19,063	33 Kortelainen,Rasmus	0:11,412



DMSB-Reglr:208/2018

free practice DKM (DK) Group 1

Die schnellsten Zeiten

Ort	Nr. Fahrername	Streckenl.	Zeit	Ø Speed
Ziel	17 Füngeling,Luke	1107 m	0:41,986	94,9 km/h
Sektion 1	19 Tröger,Niels	329 m	0:12,460	95,1 km/h
Sektion 2	17 Füngeling,Luke	475 m	0:18,373	93,1 km/h
Sektion 3	17 Füngeling,Luke	303 m	0:10,952	99,6 km/h

	Snr.17 Füngeling,Luke DEU Valier Motorsport	Snr.86 Sasse,Hugo DEU TB Racing Team	Snr.19 Tröger,Niels DEU RTG Kartsport	Snr.38 Buus,Bastian DNK RS Competition	Snr.14 Tröger,Tim DEU Mach1 Motorsport
	theoretisch mögliche Bestzeit 0:41,903	theoretisch mögliche Bestzeit 0:42,040	theoretisch mögliche Bestzeit 0:42,032	theoretisch mögliche Bestzeit 0:42,309	theoretisch mögliche Bestzeit 0:42,309
	Ziel Sektion 1 Sektion 2 Sektion 3	Ziel Sektion 1 Sektion 2 Sektion 3	Ziel Sektion 1 Sektion 2 Sektion 3	Ziel Sektion 1 Sektion 2 Sektion 3	Ziel Sektion 1 Sektion 2 Sektion 3
best	0:41,986 0:12,578 0:18,373 0:10,952	0:42,040 0:12,568 0:18,431 0:11,041	0:42,086 0:12,460 0:18,511 0:11,061	0:42,358 0:12,630 0:18,642 0:11,037	0:42,415 0:12,649 0:18,545 0:11,115
Runde 1	0:51,184 0:17,551 0:21,169 0:12,464	0:51,407 0:17,058 0:21,673 0:12,676	0:49,440 0:16,099 0:21,129 0:12,212	0:51,633 0:16,518 0:21,902 0:13,213	0:51,412 0:17,748 0:21,325 0:12,339
Runde 2	0:44,384 0:13,309 0:19,553 0:11,522	0:46,448 0:14,636 0:19,989 0:11,823	0:45,751 0:13,364 0:20,315 0:12,072	0:43,691 0:13,127 0:19,199 0:11,365	0:44,370 0:13,418 0:19,293 0:11,659
Runde 3	0:43,114 0:12,948 0:18,977 0:11,189	3:35,398 0:13,264 0:19,250 3:02,884	0:44,455 0:13,858 0:19,219 0:11,378	0:44,531 0:13,613 0:19,531 0:11,387	0:43,262 0:12,989 0:19,031 0:11,242
Runde 4	0:44,262 0:13,247 0:19,770 0:11,245	0:52,158 0:15,765 0:23,367 0:13,026	0:42,728 0:12,814 0:18,754 0:11,160	0:43,954 0:12,892 0:19,694 0:11,368	0:43,278 0:12,860 0:18,962 0:11,456
Runde 5	0:42,244 0:12,665 0:18,579 0:11,000	0:44,416 0:13,752 0:19,081 0:11,583	0:43,331 0:13,475 0:18,780 0:11,076	0:44,685 0:13,038 0:20,098 0:11,549	0:42,545 0:12,742 0:18,666 0:11,137
Runde 6	0:42,821 0:13,042 0:18,685 0:11,094	0:44,361 0:13,143 0:18,942 0:12,276	0:42,512 0:12,809 0:18,642 0:11,061	0:43,710 0:13,422 0:19,114 0:11,174	0:42,672 0:12,843 0:18,649 0:11,180
Runde 7	0:42,189 0:12,578 0:18,462 0:11,149	0:43,011 0:13,151 0:18,711 0:11,149	0:42,086 0:12,460 0:18,511 0:11,115	0:42,545 0:12,630 0:18,764 0:11,151	0:42,431 0:12,674 0:18,642 0:11,115
Runde 8	0:41,986 0:12,661 0:18,373 0:10,952	0:42,483 0:12,689 0:18,630 0:11,164	0:42,578 0:18,694	0:42,492 0:12,685 0:18,645 0:11,162	0:42,415 0:12,649 0:18,545 0:11,221
Runde 9	0:12,640 0:18,469	0:42,376 0:12,662 0:18,670 0:11,044		0:42,702 0:12,757 0:18,779 0:11,166	0:12,652 0:18,848
Runde 10		0:42,040 0:12,568 0:18,431 0:11,041		0:42,358 0:12,679 0:18,642 0:11,037	
Runde 11				0:12,694 0:19,259	



DEUTSCHE KART-MEISTERSCHAFTEN 2018 27-29 / 07 / 2018

DMSB-Reglir:208/2018

free practice DKM (OK) Group 1

Die schnellsten Zeiten

Ort	Nr. Fahrername	Streckenl.	Zeit	Ø Speed
Ziel	17 Füngeling,Luke	1107 m	0:41,986	94,9 km/h
Sektion 1	19 Tröger,Niels	329 m	0:12,460	95,1 km/h
Sektion 2	17 Füngeling,Luke	475 m	0:18,373	93,1 km/h
Sektion 3	17 Füngeling,Luke	303 m	0:10,952	99,6 km/h

	Strm.10 O´dey,Levi DEU KSM Schumacher Racing Team theoretisch mögliche Bestzeit 0:42,372 Ziel Sektion 1 Sektion 2 Sektion 3	Strm.8 Liwinski,David NLD Mach1 Motorsport theoretisch mögliche Bestzeit 0:42,308 Ziel Sektion 1 Sektion 2 Sektion 3	Strm.45 Reed,Tyler GBR Ricky Flynn Motorsport theoretisch mögliche Bestzeit 0:42,369 Ziel Sektion 1 Sektion 2 Sektion 3	Strm.36 Van Der Helm,Tijmen NLD KSM Schumacher Racing Team theoretisch mögliche Bestzeit 0:42,348 Ziel Sektion 1 Sektion 2 Sektion 3	Strm.50 Kovacs,Zsombor HUN KMS EUROPE KFT. theoretisch mögliche Bestzeit 0:42,391 Ziel Sektion 1 Sektion 2 Sektion 3
best	0:42,447 0:12,696 0:18,567 0:11,109	0:42,464 0:12,613 0:18,584 0:11,111	0:42,478 0:12,653 0:18,627 0:11,089	0:42,480 0:12,671 0:18,590 0:11,087	0:42,483 0:12,710 0:18,573 0:11,108
Runde 1	0:50,242 0:15,557 0:22,046 0:12,639	0:53,764 0:17,957 0:22,423 0:13,384	0:51,854 0:17,783 0:21,770 0:12,301	0:53,793 0:17,060 0:23,571 0:13,162	0:57,607 0:20,395 0:24,298 0:12,914
Runde 2	0:44,788 0:13,505 0:19,729 0:11,554	0:46,845 0:14,858 0:20,120 0:11,867	0:45,265 0:13,723 0:19,708 0:11,834	0:44,314 0:13,513 0:19,263 0:11,538	0:44,245 0:13,484 0:19,347 0:11,414
Runde 3	0:44,616 0:13,175 0:20,009 0:11,432	0:45,302 0:13,505 0:19,256 0:12,541	0:44,119 0:13,325 0:19,204 0:11,590	0:43,639 0:13,205 0:19,176 0:11,258	0:43,031 0:12,937 0:18,831 0:11,263
Runde 4	0:43,042 0:13,002 0:18,904 0:11,136	0:43,540 0:13,213 0:19,025 0:11,302	0:43,771 0:13,303 0:19,133 0:11,335	0:42,480 0:12,742 0:18,651 0:11,087	0:44,283 0:13,727 0:19,284 0:11,272
Runde 5	0:42,778 0:12,948 0:18,715 0:11,115	0:43,060 0:12,842 0:18,973 0:11,245	2:21,927 0:12,944 0:18,809 1:50,174	0:43,475 0:12,676 0:18,876 0:11,923	0:42,694 0:12,802 0:18,671 0:11,221
Runde 6	0:42,873 0:12,868 0:18,808 0:11,197	0:43,057 0:12,745 0:19,095 0:11,217	0:48,153 0:15,694 0:20,567 0:11,892	0:42,804 0:12,761 0:18,590 0:11,453	0:42,705 0:12,943 0:18,573 0:11,189
Runde 7	0:42,658 0:12,775 0:18,724 0:11,159	0:42,478 0:12,753 0:18,614 0:11,111	0:42,970 0:12,975 0:18,831 0:11,164	0:42,706 0:12,824 0:18,678 0:11,204	0:42,593 0:12,710 0:18,580 0:11,303
Runde 8	0:42,447 0:12,696 0:18,567 0:11,184	0:42,736 0:12,638 0:18,584 0:11,514	0:42,648 0:12,757 0:18,723 0:11,168	0:42,504 0:12,691 0:18,660 0:11,153	0:44,055 0:12,787 0:19,862 0:11,406
Runde 9	0:42,547 0:12,756 0:18,682 0:11,109	0:42,677 0:12,726 0:18,643 0:11,308	0:42,634 0:12,653 0:18,794 0:11,187	0:42,563 0:12,671 0:18,652 0:11,240	0:42,483 0:12,745 0:18,630 0:11,108
Runde 10		0:42,654 0:12,675 0:18,734 0:11,245	0:42,478 0:12,762 0:18,627 0:11,089		
Runde 11		0:42,464 0:12,688 0:18,639 0:11,137	0:43,380 0:12,690 0:18,674 0:12,016		
Runde 12		0:42,668 0:12,613 0:18,859 0:11,196			
Runde 13					



DEUTSCHE KART-MEISTERSCHAFTEN 2018 27-29 / 07 / 2018

DMSB-Reglir:208/2018

free practice DKM (OK) Group 1

Die schnellsten Zeiten

Ort	Nr. Fahrername	Streckl.	Zeit	Ø Speed
Ziel	17 Füngeling,Luke	1107 m	0:41,986	94,9 km/h
Sektion 1	19 Tröger,Niels	329 m	0:12,460	95,1 km/h
Sektion 2	17 Füngeling,Luke	475 m	0:18,373	93,1 km/h
Sektion 3	17 Füngeling,Luke	303 m	0:10,952	99,6 km/h

	Stnr.4 Arnold,Felix DEU KSM Schumacher Racing Team theoretisch mögliche Bestzeit 0:42,462	Stnr.16 Volz,Rico DEU RS-Motorsport theoretisch mögliche Bestzeit 0:42,454	Stnr.6 Schaller,Marek DEU RTG Kartsport theoretisch mögliche Bestzeit 0:42,535	Stnr.67 Karovsky,Matej CZE BIREL ART RACING KSW theoretisch mögliche Bestzeit 0:42,503	Stnr.39 Thompson,Harry GBR Ricky Flynn Motorsport theoretisch mögliche Bestzeit 0:42,625
best	0:42,500 0:12,694 0:18,634 0:11,134	0:42,544 0:12,623 0:18,638 0:11,193	0:42,557 0:12,792 0:18,567 0:11,176	0:42,591 0:12,685 0:18,691 0:11,127	0:42,781 0:12,665 0:18,747 0:11,213
Runde 1	0:59,195 0:19,091 0:25,347 0:14,757	0:52,591 0:17,439 0:22,350 0:12,802	0:50,538 0:15,477 0:21,784 0:13,277	0:51,044 0:17,432 0:21,443 0:12,169	0:52,356 0:18,015 0:22,003 0:12,338
Runde 2	0:53,302 0:16,402 0:23,366 0:13,534	0:45,129 0:13,726 0:19,546 0:11,857	0:44,432 0:13,579 0:19,417 0:11,436	0:44,654 0:13,785 0:19,514 0:11,355	0:45,355 0:13,711 0:19,883 0:11,761
Runde 3	0:51,666 0:15,826 0:22,398 0:13,442	0:43,469 0:12,993 0:19,060 0:11,416	0:43,556 0:13,250 0:19,065 0:11,241	0:43,550 0:13,135 0:19,189 0:11,226	0:43,715 0:13,091 0:19,131 0:11,493
Runde 4	0:49,852 0:15,509 0:21,452 0:12,891	0:43,038 0:12,863 0:18,854 0:11,321	0:43,182 0:13,181 0:18,810 0:11,191	0:43,178 0:12,898 0:18,934 0:11,346	0:43,146 0:12,880 0:18,969 0:11,297
Runde 5	0:47,634 0:14,695 0:20,553 0:12,386	0:43,023 0:12,919 0:18,911 0:11,193	0:42,967 0:12,881 0:18,765 0:11,321	0:42,591 0:12,708 0:18,691 0:11,192	2:16,846 0:12,908 0:18,927 1:45,011
Runde 6	0:46,909 0:14,947 0:19,979 0:11,983	0:42,655 0:12,744 0:18,686 0:11,225	0:45,914 0:13,184 0:20,913 0:11,817	0:42,769 0:12,685 0:18,957 0:11,127	0:47,682 0:15,830 0:20,334 0:11,518
Runde 7	0:45,923 0:14,129 0:19,882 0:11,912	0:42,798 0:12,713 0:18,816 0:11,269	0:43,084 0:13,069 0:18,775 0:11,240	0:42,905 0:12,734 0:18,872 0:11,299	0:43,525 0:12,917 0:19,188 0:11,420
Runde 8	1:04,179 0:13,829 0:19,169 0:31,181	0:42,608 0:12,710 0:18,638 0:11,260	0:42,557 0:12,814 0:18,567 0:11,176	0:42,916 0:12,847 0:18,830 0:11,239	0:42,921 0:12,713 0:18,898 0:11,310
Runde 9	0:47,714 0:15,942 0:20,350 0:11,422	0:42,544 0:12,623 0:18,657 0:11,264	0:45,487 0:13,395 0:20,776 0:11,316	0:42,790 0:12,741 0:18,886 0:11,163	0:42,842 0:12,814 0:18,747 0:11,281
Runde 10	0:43,069 0:13,036 0:18,899 0:11,134		0:42,776 0:12,792 0:18,718 0:11,266		0:42,781 0:12,755 0:18,813 0:11,213
Runde 11	0:42,500 0:12,694 0:18,634 0:11,172		0:43,523 0:12,850 0:18,676 0:11,997		0:12,665 0:18,872
Runde 12	0:13,890 0:18,899		0:13,019 0:19,245		

free practice DKM (OK) Group 1

Die schnellsten Zeiten

Ort	Nr. Fahrername	Streckenl.	ø Speed
Ziel	17 Füngeling, Luke	1107 m	94,9 km/h
Sektion 1	19 Tröger, Niels	329 m	95,1 km/h
Sektion 2	17 Füngeling, Luke	475 m	93,1 km/h
Sektion 3	17 Füngeling, Luke	303 m	99,6 km/h

	Snr.88 Schmidli, Titus-Shanghai CHE CS Racing	Snr.22 Fritsch, Valentino DEU BIREL ART RACING KSW	Snr.59 Dumhuis, Philipp DEU Millennium Racing Team	Snr.21 Anderrüti, Leandro CHE Lanari Racing Team	Snr.26 Alibaks, Renzo NLD Zanardi Racing Team
	theoretisch mögliche Bestzeit 0:42,804	theoretisch mögliche Bestzeit 0:42,800	theoretisch mögliche Bestzeit 0:42,804	theoretisch mögliche Bestzeit 0:42,838	theoretisch mögliche Bestzeit 0:43,289
Ziel	Sektion 1 0:12,792 Sektion 2 0:18,783 Sektion 3 0:11,229	Sektion 1 0:12,713 Sektion 2 0:18,871 Sektion 3 0:11,216	Sektion 1 0:12,831 Sektion 2 0:18,796 Sektion 3 0:11,177	Sektion 1 0:12,781 Sektion 2 0:18,775 Sektion 3 0:11,282	Sektion 1 0:13,052 Sektion 2 0:19,007 Sektion 3 0:11,230
best	0:42,804	0:42,829	0:42,939	0:42,956	0:43,385
Runde 1	0:51,611	0:16,490	0:21,959	0:13,162	0:53,301
Runde 2	0:45,841	0:14,020	0:19,972	0:11,849	0:18,264
Runde 3	0:44,392	0:13,251	0:19,698	0:11,443	0:15,590
Runde 4	0:43,657	0:13,131	0:19,068	0:11,458	0:45,740
Runde 5	0:43,523	0:13,136	0:19,015	0:11,372	0:44,759
Runde 6	0:44,057	0:13,539	0:19,158	0:11,360	0:43,385
Runde 7	0:43,334	0:12,952	0:18,853	0:11,529	0:43,830
Runde 8	0:43,993	0:13,234	0:19,324	0:11,435	0:43,542
Runde 9	0:43,629	0:13,024	0:19,362	0:11,243	0:13,127
Runde 10	0:44,253	0:12,896	0:19,845	0:11,512	0:19,028
Runde 11	0:42,969	0:12,943	0:18,792	0:11,234	0:13,148
Runde 12	0:42,804	0:12,792	0:18,783	0:11,229	0:13,052
Runde 13	0:43,224	0:12,906	0:18,979	0:11,339	0:19,249
Runde 14		0:42,929	0:12,713	0:11,281	0:43,542
		0:43,469	0:13,141	0:11,288	0:19,007
		0:42,829	0:12,713	0:18,900	0:13,052
		0:42,988	0:12,823	0:18,886	0:19,249
		0:42,929	0:12,713	0:18,935	0:19,028
		0:43,226	0:12,961	0:18,871	0:13,148
		0:43,208	0:12,835	0:18,956	0:19,007
		0:43,260	0:12,867	0:18,940	0:19,249
		0:43,251	0:12,884	0:19,075	0:19,249
		0:43,164	0:12,839	0:18,989	0:19,249
		0:43,226	0:12,961	0:18,871	0:19,249
		0:43,469	0:13,141	0:19,040	0:19,249
		0:42,829	0:12,713	0:18,900	0:19,249
		0:42,988	0:12,823	0:18,886	0:19,249
		0:42,929	0:12,713	0:18,935	0:19,249
		0:43,226	0:12,961	0:18,871	0:19,249
		0:43,208	0:12,835	0:18,956	0:19,249
		0:43,260	0:12,867	0:18,940	0:19,249
		0:43,251	0:12,884	0:19,075	0:19,249
		0:43,164	0:12,839	0:18,989	0:19,249
		0:43,226	0:12,961	0:18,871	0:19,249
		0:43,469	0:13,141	0:19,040	0:19,249
		0:42,829	0:12,713	0:18,900	0:19,249
		0:42,988	0:12,823	0:18,886	0:19,249
		0:42,929	0:12,713	0:18,935	0:19,249
		0:43,226	0:12,961	0:18,871	0:19,249
		0:43,208	0:12,835	0:18,956	0:19,249
		0:43,260	0:12,867	0:18,940	0:19,249
		0:43,251	0:12,884	0:19,075	0:19,249
		0:43,164	0:12,839	0:18,989	0:19,249
		0:43,226	0:12,961	0:18,871	0:19,249
		0:43,469	0:13,141	0:19,040	0:19,249
		0:42,829	0:12,713	0:18,900	0:19,249
		0:42,988	0:12,823	0:18,886	0:19,249
		0:42,929	0:12,713	0:18,935	0:19,249
		0:43,226	0:12,961	0:18,871	0:19,249
		0:43,208	0:12,835	0:18,956	0:19,249
		0:43,260	0:12,867	0:18,940	0:19,249
		0:43,251	0:12,884	0:19,075	0:19,249
		0:43,164	0:12,839	0:18,989	0:19,249
		0:43,226	0:12,961	0:18,871	0:19,249
		0:43,469	0:13,141	0:19,040	0:19,249
		0:42,829	0:12,713	0:18,900	0:19,249
		0:42,988	0:12,823	0:18,886	0:19,249
		0:42,929	0:12,713	0:18,935	0:19,249
		0:43,226	0:12,961	0:18,871	0:19,249
		0:43,208	0:12,835	0:18,956	0:19,249
		0:43,260	0:12,867	0:18,940	0:19,249
		0:43,251	0:12,884	0:19,075	0:19,249
		0:43,164	0:12,839	0:18,989	0:19,249
		0:43,226	0:12,961	0:18,871	0:19,249
		0:43,469	0:13,141	0:19,040	0:19,249
		0:42,829	0:12,713	0:18,900	0:19,249
		0:42,988	0:12,823	0:18,886	0:19,249
		0:42,929	0:12,713	0:18,935	0:19,249
		0:43,226	0:12,961	0:18,871	0:19,249
		0:43,208	0:12,835	0:18,956	0:19,249
		0:43,260	0:12,867	0:18,940	0:19,249
		0:43,251	0:12,884	0:19,075	0:19,249
		0:43,164	0:12,839	0:18,989	0:19,249
		0:43,226	0:12,961	0:18,871	0:19,249
		0:43,469	0:13,141	0:19,040	0:19,249
		0:42,829	0:12,713	0:18,900	0:19,249
		0:42,988	0:12,823	0:18,886	0:19,249
		0:42,929	0:12,713	0:18,935	0:19,249
		0:43,226	0:12,961	0:18,871	0:19,249
		0:43,208	0:12,835	0:18,956	0:19,249
		0:43,260	0:12,867	0:18,940	0:19,249
		0:43,251	0:12,884	0:19,075	0:19,249
		0:43,164	0:12,839	0:18,989	0:19,249
		0:43,226	0:12,961	0:18,871	0:19,249
		0:43,469	0:13,141	0:19,040	0:19,249
		0:42,829	0:12,713	0:18,900	0:19,249
		0:42,988	0:12,823	0:18,886	0:19,249
		0:42,929	0:12,713	0:18,935	0:19,249
		0:43,226	0:12,961	0:18,871	0:19,249
		0:43,208	0:12,835	0:18,956	0:19,249
		0:43,260	0:12,867	0:18,940	0:19,249
		0:43,251	0:12,884	0:19,075	0:19,249
		0:43,164	0:12,839	0:18,989	0:19,249
		0:43,226	0:12,961	0:18,871	0:19,249
		0:43,469	0:13,141	0:19,040	0:19,249
		0:42,829	0:12,713	0:18,900	0:19,249
		0:42,988	0:12,823	0:18,886	0:19,249
		0:42,929	0:12,713	0:18,935	0:19,249
		0:43,226	0:12,961	0:18,871	0:19,249
		0:43,208	0:12,835	0:18,956	0:19,249
		0:43,260	0:12,867	0:18,940	0:19,249
		0:43,251	0:12,884	0:19,075	0:19,249
		0:43,164	0:12,839	0:18,989	0:19,249
		0:43,226	0:12,961	0:18,871	0:19,249
		0:43,469	0:13,141	0:19,040	0:19,249
		0:42,829	0:12,713	0:18,900	0:19,249
		0:42,988	0:12,823	0:18,886	0:19,249
		0:42,929	0:12,713	0:18,935	0:19,249
		0:43,226	0:12,961	0:18,871	0:19,249
		0:43,208	0:12,835	0:18,956	0:19,249
		0:43,260	0:12,867	0:18,940	0:19,249
		0:43,251	0:12,884	0:19,075	0:19,249
		0:43,164	0:12,839	0:18,989	0:19,249
		0:43,226	0:12,961	0:18,871	0:19,249
		0:43,469	0:13,141	0:19,040	0:19,249
		0:42,829	0:12,713	0:18,900	0:19,249
		0:42,988	0:12,823	0:18,886	0:19,249
		0:42,929	0:12,713	0:18,935	0:19,249
		0:43,226	0:12,961	0:18,871	0:19,249
		0:43,208	0:12,835	0:18,956	0:19,249
		0:43,260	0:12,867	0:18,940	0:19,249
		0:43,251	0:12,884	0:19,075	0:19,249
		0:43,164	0:12,839	0:18,989	0:19,249
		0:43,226	0:12,961	0:18,871	0:19,249
		0:43,469	0:13,141	0:19,040	0:19,249
		0:42,829	0:12,713	0:18,900	0:19,249
		0:42,988	0:12,823	0:18,886	0:19,249
		0:42,929	0:12,713	0:18,935	0:19,249
		0:43,226	0:12,961	0:18,871	0:19,249
		0:43,208	0:12,835	0:18,956	0:19,249
		0:43,260	0:12,867	0:18,940	0:19,249
		0:43,251	0:12,884	0:19,075	0:19,249
		0:43,164	0:12,839	0:18,989	0:19,249
		0:43,226	0:12,961	0:18,871	0:19,249
		0:43,469	0:13,141	0:19,040	0:19,249
		0:42,829	0:12,713	0:18,900	0:19,249
		0:42,988	0:12,823	0:18,886	0:19,249
		0:42,929	0:12,713	0:18,935	0:19,249
		0:43,226	0:12,961	0:18,871	0:19,249
		0:43,208	0:12,835	0:18,956	0:19,249
		0:43,260	0:12,867	0:18,940	0:19,249
		0:43,251	0:12,884	0:19,075	0:19,249
		0:43,164	0:12,839	0:18,989	0:19,249
		0:43,226	0:12,961	0:18,871	0:19,249
		0:43,469	0:13,141	0:19,040	0:19,249
		0:42,829	0:12,713	0:18,900	0:19,249
		0:42,988	0:12,823	0:18,886	0:19,249
		0:42,929	0:12,713	0:18,935	0:19,249
		0:43,226	0:12,961	0:18,871	0:19,249
		0:43,208	0:12,835	0:18,956	0:19,249
		0:43,260	0:12,867	0:18,940	0:19,249

free practice DKM (OK) Group 1

Die schnellsten Zeiten

Ort	Nr. Fahrername	Zeit	Streckenl.	Ø Speed
Ziel	17 Füngeling, Luke	0:41,986	1107 m	94,9 km/h
Sektion 1	19 Tröger, Niels	0:12,460	329 m	95,1 km/h
Sektion 2	17 Füngeling, Luke	0:18,373	475 m	93,1 km/h
Sektion 3	17 Füngeling, Luke	0:10,952	303 m	99,6 km/h

Stnr.33 Kortelainen,Rasmus

FIN

KOSKI MOTORSPORT

theoretisch mögliche Bestzeit 0:43,364

Ziel Sektion 1 Sektion 2 Sektion 3

best 0:43,386 0:12,889 0:19,063 0:11,412

Runde 1 0:50,113 0:15,923 0:21,114 0:13,076

Runde 2 0:47,291 0:13,924 0:21,408 0:11,959

Runde 3 0:44,939 0:13,347 0:19,686 0:11,906

Runde 4 2:14,913 0:13,090 0:19,200 1:42,623

Runde 5 0:47,539 0:15,096 0:20,489 0:11,954

Runde 6 0:44,063 0:13,132 0:19,436 0:11,495

Runde 7 0:43,660 0:13,066 0:19,082 0:11,512

Runde 8 0:43,722 0:13,025 0:19,117 0:11,580

Runde 9 0:44,410 0:13,872 0:19,097 0:11,441

Runde 10 0:43,884 0:13,180 0:19,292 0:11,412

Runde 11 0:43,386 0:12,889 0:19,063 0:11,434

Runde 12

	Ziel	Sektion 1	Sektion 2	Sektion 3	Ziel	Sektion 1	Sektion 2	Sektion 3	Ziel	Sektion 1	Sektion 2	Sektion 3	Ziel	Sektion 1	Sektion 2	Sektion 3	