

DKM
DEUTSCHE KART MEISTERSCHAFT

DMSB



Ergebnisse Results DJKM

INT. ADAC-KARTRENNEN

KERPEN

27. - 29. Juli 2018

- Deutsche Kart-Meisterschaft (DKM)
- Deutsche Junioren-Kart-Meisterschaft (DJKM)
- Deutsche Schaltkart-Meisterschaft (DSKM)
- DMSB-Schaltkart-Cup (DSKC)
- Deutsche Elektro-Kart-Meisterschaft (DEKM)

vorläufig - ohne Gewähr

| Pos | StNr. | Fahrer | Nation | Bewerber/Sponsor | Nation | Chassis/Motor/Reifen | Siege | Gesamt-punkte | Lunato (ITA) | | | | Wackersdorf | | | | Ampting | | | | Kerpen | | | |
|-----|-------|-------------------------|--------|----------------------------|--------|--------------------------------|-------|---------------|--------------|-------|--------|--------|-------------|-------|--------|--------|---------|-------|--------|--------|--------|-------|--------|--------|
| | | | | | | | | | TQ | Heats | Race 1 | Race 2 | TQ | Heats | Race 1 | Race 2 | TQ | Heats | Race 1 | Race 2 | TQ | Heats | Race 1 | Race 2 |
| 1 | 139 | O'sullivan, Zak | GBR | Ricky Flynn Motorsport | GBR | FA Kart / Vortex / Vega | 1 | 141 | 3 | 12 | 11 | 20 | | 1 | 11 | | | 8 | 10 | 5 | 15 | 20 | 25 | |
| 2 | 138 | Askey, Kai | GBR | Ricky Flynn Motorsport | GBR | FA Kart / Vortex / Vega | 1 | 127 | | 10 | 20 | 25 | | 6 | 10 | | 3 | 12 | 20 | 20 | | | 1 | |
| 3 | 131 | Dörr, Ben | DEU | TB Racing Team | DEU | Kart Republic / Parilla / Vega | 1 | 106 | | 2 | 4 | 3 | | 9 | 20 | 25 | | 3 | 6 | | 7 | 11 | 16 | |
| 4 | 143 | Ten Brinke, Thomas | NLD | Ricky Flynn Motorsport | GBR | FA Kart / Vortex / Vega | | 97 | | 1 | 3 | 10 | | 1 | 15 | 13 | | 7 | 11 | 13 | | 10 | 13 | |
| 5 | 124 | Højgaard, Mikkel | DNK | KSB RACING TEAM | AUT | Kosmic / Vortex / Vega | | 84 | | 7 | 16 | 7 | | 3 | 8 | 7 | | 1 | 5 | 8 | | 3 | 9 | 10 |
| 6 | 128 | Øgaard, Sebastian | DNK | TK Racing | DNK | FA Kart / TM / Vega | 1 | 75 | | | | 4 | | 12 | 25 | 16 | | | 9 | 9 | | | | |
| 7 | 144 | Aron, Paul | EST | Ricky Flynn Motorsport | GBR | FA ALONSO / VORTEX / Vega | 1 | 75 | | | | | | 5 | 9 | | 5 | 15 | 25 | 16 | | | | |
| 8 | 145 | Van Hoepen, Laurens | NLD | TONY KART RACING TEAM | ITA | TONY KART / VORTEX / Vega | 1 | 59 | | | | | | | | | | 2 | | | 12 | 25 | 20 | |
| 9 | 156 | Crawford, Jak | USA | Kosmic Racing Department | ITA | Kosmic / Vortex / Vega | | 56 | | 5 | 8 | 5 | | 7 | 10 | 20 | | | 1 | | | | | |
| 10 | 119 | Trulli, Enzo | ITA | CRG Holland | NLD | CRG / TM / Vega | 1 | 53 | 5 | 15 | 25 | 8 | | | | | | | | | | | | |
| 11 | 164 | Smal, Kirill | RUS | Ward racing | SWE | Tony Kart / Vortex / Vega | 1 | 52 | | | | | | | | | 1 | 10 | 16 | 25 | | | | |
| 12 | 120 | Spina, Alfio Andrea | ITA | CRG Holland | NLD | CRG / TM / Vega | | 45 | | 9 | 10 | 16 | | | | | | | | | | | 10 | |
| 13 | 136 | Rees, Matthew | GBR | Ricky Flynn Motorsport | GBR | FA Kart / Vortex / Vega | | 45 | | | 7 | 2 | | 5 | | | | 4 | | | 6 | 16 | 5 | |
| 14 | 0 | Bertini Colla, Leonardo | ITA | CRG Holland | NLD | CRG / TM / Vega | | 36 | | 8 | 6 | 13 | | | 9 | | | | | | | | | |
| 15 | 105 | Bergmeister, Jakob | DEU | KSM Schumacher Racing Team | DEU | Tony Kart / Vortex / Vega | | 35 | | 3 | 9 | | | 1 | 6 | 2 | | | 3 | | 3 | 8 | | |
| 16 | 109 | Mesch, Joel | DEU | KSM Schumacher Racing Team | DEU | Tony Kart / Vortex / Vega | | 34 | | | | | | 11 | 4 | | | | | | 5 | 6 | 8 | |
| 17 | 149 | Dufek, Josh | CHE | Forza Racing | GBR | Exprit / TM / Vega | | 33 | | | | | | | | | | 9 | 13 | 11 | | | | |
| 18 | 172 | Leistra, Luca | BEL | KMS EUROPE KFT | HUN | Tony Kart / TM / Vega | | 26 | | | | | | 10 | 16 | | | | | | | | | |
| 19 | 130 | Knopp, Josef | CZE | TB Racing Team | DEU | Kart Republic / Parilla / Vega | | 26 | | | | | | 5 | 3 | | | | | | | 7 | 11 | |
| 20 | 147 | Kattoulas, Alexandros | SGP | Forza Racing | GBR | Exprit / TM / Vega | | 22 | | | | | | | | | | 8 | 10 | 4 | | | | |
| 21 | 135 | Degnbol, Noah | DNK | RS Competition | DNK | Tony Kart / Vortex / Vega | | 22 | | | 2 | 1 | | 2 | 8 | | | | | | | 3 | 6 | |
| 22 | 0 | Pizzi, Francesco | ITA | BIREL ART RACING S.R.L. | ITA | Birel Art / TM / Vega | | 19 | | 6 | 13 | | | | | | | | | | | | | |
| 23 | 161 | Brienza, Joseph | USA | Ward Racing | SWE | Tonykart / Vortex / Vega | | 19 | | | | | | | | | | | | | 1 | 9 | 9 | |
| 24 | 107 | Hantke, Nico | DEU | 3G Racing | DEU | Tony Kart / Parilla / Vega | | 18 | | | | | | | 4 | | | | | | 1 | | 13 | |
| 25 | 140 | Scionti, Enzo | USA | CRG Holland | NLD | CRG / TM / Vega | | 17 | | 4 | | | | | | 5 | | | | | 4 | 4 | | |
| 26 | 146 | Huang, Xizhang | CHN | CRG Holland | NLD | CRG / TM / Vega | | 16 | | | 5 | 11 | | | | | | | | | | | | |
| 27 | 112 | Lagrotteria, Antonio | CHE | Innovate Competition | CHE | Exprit / TM / Vega | | 16 | | | | | | | | 8 | | | | | | 1 | 7 | |
| 28 | 148 | Van 't Hoff, Dilano | NLD | Forza Racing | GBR | Exprit / TM / Vega | | 16 | | | | | | | | | | 5 | 6 | 5 | | | | |
| 29 | 137 | Laursen, Conrad | DNK | Ricky Flynn Motorsport | GBR | FA Kart / Vortex / Vega | | 15 | 1 | | | 6 | | | | | | | 1 | 7 | | | | |
| 30 | 150 | Kharitonov, Tikhon | GBR | Forza Racing | GBR | Exprit / TM / Vega | | 15 | | | | | | | | | | 6 | 7 | 2 | | | | |
| 31 | 108 | Weimann, Jule | DEU | Salgat Motorsport | DEU | Birel / TM / Vega | | 13 | | | | | | | | 13 | | | | | | | | |
| 32 | 129 | Ploeg, Bart | NLD | Zanardi Racing Team | NLD | CRG / Parilla / Vega | | 11 | | | | | | 4 | | 7 | | | | | | | | |
| 33 | 133 | Voncken, Luca | DEU | DS Kartsport | DEU | Mach1 / TM / Vega | | 11 | | | | | | | | | | | | | 8 | | 3 | |
| 34 | 106 | Pingasov, Miron | ESP | Team Oakes | GBR | Exprit / Vortex / Vega | | 10 | | | 1 | 9 | | | | | | | | | | | | |
| 35 | 127 | Primm, Simon Connor | DEU | Team NKS | DEU | DR / TM / Vega | | 8 | | | | | | | | 6 | | | | | | | 2 | |
| 36 | 111 | Naude, Toni Kayla | CHE | Innovate Competition | CHE | Exprit / TM / Vega | | 7 | | | | | | | | | | | | | 2 | 5 | | |
| 37 | 126 | Dolischka, Jordan | AUT | KSB RACING TEAM | AUT | Kosmic / Vortex / Vega | | 7 | | | | | | 2 | 1 | | | | | | | | 4 | |
| 38 | 113 | Tohum, Arthur | DEU | TR Motorsport | DEU | Jesolo / TM / Vega | | 7 | | | | | | | | | | 4 | 3 | | | | | |
| 39 | 166 | Zug, Lilly | DEU | TB Racing Team | DEU | Kart Republic / Parilla / Vega | | 3 | | | | | | | | 3 | | | | | | | | |
| 40 | 116 | Zanfari, Suleiman | MAR | LOTUS RACING KARTS | SVN | Tony Kart / Vortex / Vega | | 3 | | | | | | | 3 | | | | | | | | | |
| 41 | 110 | Rosam, Max | DEU | TR Motorsport | DEU | Jesolo / TM / Vega | | 2 | | | | | | | | | | | | | | 2 | | |
| 42 | 162 | Cabirou, Loris | FRA | ENERGY CORSE SRL | ITA | ENERGY / TM / Vega | | 2 | | | | | | | | | | 2 | | | | | | |

NEU - 1 - NEW

DMSB-RegNr: 206/2018

R 25 DJKM (OK-Junior) Race 2

Strecke / track: 1107m

fastest Lap O' sullivan, Zak at: 0:44,163

started: 34 classified: 34 not classified: 0

Doc. 4.1

| Pos | Stf. Nr. | Fahrer Driver | Nation | Bewerber/Sponsor | Nation | Lizenz/B-Lizenz | Chassis/Motor/Reifen | Points | Runden Laps | Gesamtzeit Differenz | Abstand Gap | beste Runde best Lap | in N. in L. | o Geschw. u Speed |
|-----|----------|--------------------------|--------|----------------------------|--------|-----------------------------|--------------------------------|--------|-------------|-----------------------|-------------|----------------------|-------------|------------------------|
| 1 | 139 | O' sullivan, Zak | GBR | Ricky Flynn Motorsport | GBR | 274547 162392 | FA Kart / Vortex / Vego | 25 | 18 | 13:33,905 | | 0:44,163 | 14 | 88,1 km/h 90,2 km/h |
| 2 | 145 | Van Hoepen, Laurens | NLD | TONY KART RACING TEAM | ITA | 39403 296168 | TONY KART / VORTEX / Vego | 20 | 18 | 13:37,013 0:03,108 | 0:03,108 | 0:44,321 | 15 | 87,8 km/h 89,9 km/h |
| 3 | 131 | Dörr, Ben | DEU | TB Racing Team | DEU | ICJC 1162845 KBF 1116906 | Kart Republic / Parilla / Vego | 16 | 18 | 13:39,476 0:05,571 | 0:02,463 | 0:44,210 | 15 | 87,5 km/h 90,1 km/h |
| 4 | 107 | Hantke, Nico | DEU | 3G Racing | DEU | ICJC 1145936 KBF 1164077 | Tony Kart / Parilla / Vego | 13 | 18 | 13:46,295 0:12,390 | 0:06,819 | 0:44,498 | 14 | 86,8 km/h 89,6 km/h |
| 5 | 130 | Knopp, Josef | CZE | TB Racing Team | DEU | 1017 KBF 1116906 | Kart Republic / Parilla / Vego | 11 | 18 | 13:49,761 0:15,856 | 0:03,466 | 0:44,864 | 15 | 86,5 km/h 88,8 km/h |
| 6 | 182 | Gregor, Daniel | DEU | LRT Lanari Racing Team | DEU | ICJC 1168157 KBF 1159049 | Kart Republic / IAME / Vego | * | 18 | 13:50,857 0:16,952 | 0:01,096 | 0:44,829 | 14 | 86,3 km/h 88,9 km/h |
| 7 | 120 | Spina, Alfio Andrea | ITA | CRG Holland | NLD | 366688 15521 | CRG / TM / Vego | 10 | 18 | 13:51,207 0:17,302 | 0:00,350 | 0:44,380 | 14 | 86,3 km/h 89,8 km/h |
| 8 | 161 | Brienza, Joseph | USA | Ward Racing | SWE | K1852-SK-18 JR-C 102 | Tonykart / Vortex / Vego | 9 | 18 | 13:52,568 0:18,663 | 0:01,361 | 0:44,617 | 14 | 86,2 km/h 89,3 km/h |
| 9 | 109 | Mesch, Joel | DEU | KSM Schumacher Racing Team | DEU | ICJC 1179312 KBF 1067587 | Tony Kart / Vortex / Vego | 8 | 18 | 13:56,038 0:22,133 | 0:03,470 | 0:44,738 | 14 | 85,8 km/h 89,1 km/h |
| 10 | 112 | Lagrotteria, Antonio | CHE | Innovate Competition | CHE | 500238 500033 | Exprit / TM / Vego | 7 | 18 | 13:56,762 0:22,857 | 0:00,724 | 0:45,075 | 13 | 85,7 km/h 88,4 km/h |
| 11 | 135 | Degnbol, Noah | DNK | RS Competition | DNK | 65659 36053 | Tony Kart / Vortex / Vego | 6 | 18 | 13:57,327 0:23,422 | 0:00,565 | 0:44,701 | 13 | 85,7 km/h 89,2 km/h |
| 12 | 183 | Sutens, Jarno | BEL | Flandria Kart | BEL | 913125 910131 | RK / IAME / Vego | * | 18 | 13:57,416 0:23,511 | 0:00,089 | 0:45,013 | 10 | 85,7 km/h 88,5 km/h |
| 13 | 136 | Rees, Matthew | GBR | Ricky Flynn Motorsport | GBR | 252931 162392 | FA Kart / Vortex / Vego | 5 | 18 | 13:57,654 0:23,749 | 0:00,238 | 0:44,695 | 13 | 85,6 km/h 89,2 km/h |
| 14 | 175 | Koelschbach, Carl Louis | DEU | Achim Koelschbach | DEU | IKC 1172727 BEK 1194935 | Sodi / IAME / Vego | * | 18 | 13:57,845 0:23,940 | 0:00,191 | 0:44,626 | 13 | 85,6 km/h 89,3 km/h |
| 15 | 126 | Dolischka, Jordan | AUT | KSB RACING TEAM | AUT | JK 2107 BK 002 | Kosmic / Vortex / Vego | 4 | 18 | 13:57,992 0:24,087 | 0:00,147 | 0:44,829 | 14 | 85,6 km/h 88,9 km/h |
| 16 | 133 | Voncken, Luca | DEU | DS Kartsport | DEU | ICJC 1153982 KBF 1154357 | Mach1 / TM / Vego | 3 | 18 | 13:58,079 0:24,174 | 0:00,087 | 0:44,526 | 13 | 85,6 km/h 89,5 km/h |
| 17 | 127 | Primm, Simon Connor | DEU | Team NKS | DEU | ICJC 1171081 KBF 1050071 | DR / TM / Vego | 2 | 18 | 13:58,107 0:24,202 | 0:00,028 | 0:44,780 | 11 | 85,6 km/h 89 km/h |
| 18 | 174 | Rauer, Fabio | DEU | KSM Schumacher Racing Team | DEU | ICJC 1164921 KBF 1067587 | TonyKart / Vortex / Vego | * | 18 | 13:58,271 0:24,366 | 0:00,164 | 0:44,670 | 16 | 85,6 km/h 89,2 km/h |
| 19 | 138 | Askey, Kai | GBR | Ricky Flynn Motorsport | GBR | 296774 162392 | FA Kart / Vortex / Vego | 1 | 18 | 13:58,462 0:24,557 | 0:00,191 | 0:44,417 | 15 | 85,6 km/h 89,7 km/h |
| 20 | 108 | Weimann, Jule | DEU | Solgat Motorsport | DEU | ICJC 1159312 KBF1079882 | Birel / TM / Vego | 0 | 18 | 13:58,681 0:24,776 | 0:00,219 | 0:44,877 | 15 | 85,5 km/h 88,8 km/h |
| 21 | 115 | Litvinenko, Egor | DEU | FS-RL Competition | DEU | ICJC 1181442 KBF 1132168 | CRG / TM / Vego | 0 | 18 | 14:00,625 0:26,720 | 0:01,944 | 0:44,856 | 13 | 85,3 km/h 88,8 km/h |
| 22 | 176 | Kramer, Pablo | DEU | FS-RL Competition | DEU | IKJ 1151450 KBF 1132168 | CRG / TM / Vego | * | 18 | 14:01,273 0:27,368 | 0:00,648 | 0:44,647 | 11 | 85,3 km/h 89,3 km/h |
| 23 | 169 | Revesz, Levente | HUN | LENNOX RACING TEAM | ITA | 5746 322955 | EXPRIX / Vortex / Vego | 0 | 18 | 14:01,549 0:27,644 | 0:00,276 | 0:44,970 | 11 | 85,2 km/h 88,6 km/h |
| 24 | 111 | Naude, Toni Kayla | CHE | Innovate Competition | CHE | 500287 500033 | Exprit / TM / Vego | 0 | 18 | 14:01,819 0:27,914 | 0:00,270 | 0:45,092 | 12 | 85,2 km/h 88,4 km/h |
| 25 | 128 | Øgaard, Sebastian | DNK | TK Racing | DNK | 55995 52208 | FA Kart / TM / Vego | 0 | 18 | 14:01,878 0:27,973 | 0:00,059 | 0:44,492 | 13 | 85,2 km/h 89,6 km/h |
| 26 | 171 | Griggs, Luca | GBR | LENNOX RACING TEAM | ITA | 298406 322955 | Exprit / Vortex / Vego | * | 13 | 10:06,930 5 R | 5 R | 0:44,705 | 13 | 85,4 km/h 89,1 km/h |
| 27 | 110 | Rosam, Max | DEU | TR Motorsport | DEU | ICJC1162238 KBF 1080519 | Jesolo / TM / Vego | 0 | 12 | 9:48,951 6 R | 1 R | 0:44,717 | 12 | 81,2 km/h 89,1 km/h |
| 28 | 140 | Scionti, Enzo | USA | CRG Holland | NLD | K1845-SK-18 JR-C 15521 | CRG / TM / Vego | 0 | 10 | 8:06,452 8 R | 2 R | 0:45,255 | 6 | 81,9 km/h 88,1 km/h |
| 29 | 125 | Karlsson, William | SWE | JP Racing | SWE | 20051018587 105 | Exprit / TM / Vego | 0 | 8 | 6:27,639 10 R | 2 R | 0:45,911 | 7 | 82,2 km/h 86,8 km/h |
| 30 | 151 | Stadsbader, Gilles | BEL | Daems Racing Team | BEL | 910062 910430 | TonyKart / Vortex / Vego | * | 8 | 6:32,929 10 R | 0:05,290 | 0:46,536 | 6 | 81,1 km/h 85,6 km/h |
| 31 | 124 | Højgaard, Mikkel | DNK | KSB RACING TEAM | AUT | 53445 40662 | Kosmic / Vortex / Vego | 0 | 4 | 3:09,918 14 R | 4 R | 0:45,617 | 3 | 83,9 km/h 87,4 km/h |
| 32 | 143 | Ten Brinke, Thomas | NLD | Ricky Flynn Motorsport | GBR | 162392 ICJC 1156048 | FA Kart / Vortex / Vego | 0 | 4 | 3:09,995 14 R | 0:00,077 | 0:45,680 | 3 | 83,9 km/h 87,2 km/h |
| 33 | 105 | Bergmeister, Jakob | DEU | KSM Schumacher Racing Team | DEU | ICJC 1156048 KBF 1067587 | Tony Kart / Vortex / Vego | 0 | 4 | 3:10,504 14 R | 0:00,509 | 0:45,484 | 4 | 83,7 km/h 87,6 km/h |
| 34 | 154 | Bönighausen, Colin Jamie | DEU | KSM Schumacher Racing Team | DEU | ICJC 1179397 KBF 1067587 | Tony Kart / Vortex / Vego | * | 2 | 1:42,839 16 R | 2 R | 0:47,866 | 2 | 77,5 km/h 83,3 km/h |

StNr. 133,109 5 sec penalty Frontfairing

StNr. 140 5 sec penalty Pushing

Rennleitung: Volker Ehekircher Racedirektor: Thomas Lainer

Sportkommissare: Thomas Ferrero / Ulrich Bell / Peter Brings / Tobias Amann

Techn. Kommissare: H.-J. Dangers / A.Sengpiel / M. Grasshoff / C. Schmidt / D.Pietzko

Zeitnahme: KART-DATA timing service Franz Schieszler / Martin Summerer

Zeitnahme / timekeeping

control

 Franz Schieszler

Aushangzeit : 17:02:02

DMSB-RegNr: 206/2018

R 25 DJKM (OK-Junior) Race 2

Strecke / track: 1107

| Fahrename Driver | O'sullivan Zak | Van Hoepen Laurens | Dörr Ben | Hamtko Nico | Knopp Josef | Gregor Daniel | Spina Alfio Andrea | Brienza Joseph | Mesch Joel | Lagrotteria Antonio | Degnbol Noah | Sutens Jarno |
|------------------------------|--------------------|-----------------------|--------------------|--------------------|--------------------|--------------------|-----------------------|--------------------|--------------------|------------------------|--------------------|--------------------|
| schnellste Runde in Runde | 0:44,163 Rn. 14 | 0:44,321 Rn. 15 | 0:44,210 Rn. 15 | 0:44,498 Rn. 14 | 0:44,864 Rn. 15 | 0:44,829 Rn. 14 | 0:44,380 Rn. 14 | 0:44,617 Rn. 14 | 0:44,738 Rn. 14 | 0:45,075 Rn. 13 | 0:44,701 Rn. 13 | 0:45,013 Rn. 10 |
| Speed | 90,2 km/h | 89,9 km/h | 90,1 km/h | 89,6 km/h | 88,8 km/h | 88,9 km/h | 89,8 km/h | 89,3 km/h | 89,1 km/h | 88,4 km/h | 89,2 km/h | 88,5 km/h |
| Lap 1 | 0:48,516 | 0:47,723 | 0:48,625 | 0:50,648 | 0:48,614 | 0:49,934 | 0:50,984 | 0:49,558 | 0:49,705 | 0:50,676 | 0:51,187 | 0:50,983 |
| Lap 2 | 0:46,548 | 0:46,668 | 0:48,155 | 0:47,444 | 0:48,163 | 0:47,367 | 0:47,507 | 0:47,558 | 0:47,468 | 0:47,603 | 0:47,668 | 0:47,578 |
| Lap 3 | 0:45,795 | 0:46,196 | 0:46,165 | 0:46,198 | 0:46,781 | 0:46,749 | 0:46,482 | 0:46,819 | 0:46,744 | 0:46,261 | 0:46,489 | 0:48,204 |
| Lap 4 | 0:45,845 | 0:46,055 | 0:45,722 | 0:45,760 | 0:45,840 | 0:45,988 | 0:45,726 | 0:45,728 | 0:45,906 | 0:45,978 | 0:45,908 | 0:46,752 |
| Lap 5 | 0:45,855 | 0:46,209 | 0:47,411 | 0:47,075 | 0:47,659 | 0:47,348 | 0:49,172 | 0:50,065 | 0:47,328 | 0:47,012 | 0:48,310 | 0:47,248 |
| Lap 6 | 0:45,551 | 0:45,711 | 0:45,299 | 0:45,293 | 0:45,862 | 0:45,820 | 0:45,473 | 0:45,713 | 0:45,840 | 0:45,942 | 0:45,855 | 0:46,349 |
| Lap 7 | 0:44,973 | 0:45,155 | 0:45,022 | 0:44,776 | 0:45,852 | 0:45,613 | 0:45,384 | 0:45,615 | 0:45,774 | 0:45,737 | 0:45,682 | 0:45,276 |
| Lap 8 | 0:44,646 | 0:44,764 | 0:44,837 | 0:45,314 | 0:45,966 | 0:46,025 | 0:45,806 | 0:44,899 | 0:46,023 | 0:45,394 | 0:45,134 | 0:45,320 |
| Lap 9 | 0:44,942 | 0:44,907 | 0:45,276 | 0:45,474 | 0:45,745 | 0:45,734 | 0:45,574 | 0:45,391 | 0:45,795 | 0:46,261 | 0:45,538 | 0:45,831 |
| Lap 10 | 0:44,792 | 0:44,991 | 0:45,123 | 0:45,274 | 0:45,678 | 0:46,041 | 0:45,545 | 0:45,879 | 0:46,228 | 0:45,782 | 0:45,410 | 0:45,013 |
| Lap 11 | 0:44,530 | 0:44,952 | 0:44,726 | 0:45,426 | 0:45,799 | 0:45,983 | 0:44,873 | 0:46,062 | 0:46,064 | 0:46,064 | 0:46,035 | 0:45,220 |
| Lap 12 | 0:44,285 | 0:44,448 | 0:44,510 | 0:44,612 | 0:44,883 | 0:45,015 | 0:45,273 | 0:44,854 | 0:44,928 | 0:45,297 | 0:48,148 | 0:45,307 |
| Lap 13 | 0:44,213 | 0:44,484 | 0:44,341 | 0:44,623 | 0:44,902 | 0:45,045 | 0:44,633 | 0:45,355 | 0:45,157 | 0:45,075 | 0:44,701 | 0:45,054 |
| Lap 14 | 0:44,163 | 0:44,613 | 0:44,471 | 0:44,498 | 0:45,143 | 0:44,829 | 0:44,380 | 0:44,617 | 0:44,738 | 0:45,881 | 0:44,763 | 0:45,076 |
| Lap 15 | 0:44,352 | 0:44,321 | 0:44,210 | 0:44,526 | 0:44,864 | 0:45,059 | 0:45,184 | 0:47,285 | 0:45,036 | 0:46,199 | 0:45,161 | 0:45,398 |
| Lap 16 | 0:44,394 | 0:44,857 | 0:44,619 | 0:44,830 | 0:45,329 | 0:45,364 | 0:45,168 | 0:44,937 | 0:45,552 | 0:46,025 | 0:45,954 | 0:45,956 |
| Lap 17 | 0:44,608 | 0:44,855 | 0:44,659 | 0:44,758 | 0:45,080 | 0:45,393 | 0:45,240 | 0:45,274 | 0:45,263 | 0:45,947 | 0:45,738 | 0:46,069 |
| Lap 18 | 0:44,334 | 0:44,647 | 0:44,653 | 0:44,664 | 0:45,530 | 0:45,277 | 0:45,200 | 0:44,972 | 0:45,336 | 0:46,799 | 0:47,083 | 0:47,017 |

DMSB-RegNr: 206/2018

R 25 DJKM (OK-Junior) Race 2

Strecke / track: 1107

| Fahrername Driver | Rees Matthew | Koelschbach Carl Louis | Dolischka Jorden | Voncken Luca | Primm Simon Connor | Rauer Fabio | Askey Kai | Weimann Jule | Lihvinenko Egor | Kramer Pablo | Revesz Levente | Naude Toni Kayla |
|------------------------------|--------------------|---------------------------|---------------------|--------------------|-----------------------|--------------------|--------------------|--------------------|--------------------|--------------------|--------------------|---------------------|
| schnellste Runde in Runde | 0:44,695 Rn. 13 | 0:44,626 Rn. 13 | 0:44,829 Rn. 14 | 0:44,526 Rn. 13 | 0:44,780 Rn. 11 | 0:44,670 Rn. 16 | 0:44,417 Rn. 15 | 0:44,877 Rn. 15 | 0:44,856 Rn. 13 | 0:44,647 Rn. 11 | 0:44,970 Rn. 11 | 0:45,092 Rn. 12 |
| Speed | 89,2 km/h | 89,3 km/h | 88,9 km/h | 89,5 km/h | 89,0 km/h | 89,2 km/h | 89,7 km/h | 88,8 km/h | 88,8 km/h | 89,3 km/h | 88,6 km/h | 88,4 km/h |
| Lap 1 | 0:48,431 | 0:50,285 | 0:50,815 | 0:51,406 | 0:50,560 | 0:51,458 | 0:51,580 | 0:50,853 | 0:50,482 | 0:51,074 | 0:51,243 | 0:53,249 |
| Lap 2 | 0:48,325 | 0:48,246 | 0:48,318 | 0:47,725 | 0:48,082 | 0:48,394 | 0:49,026 | 0:47,908 | 0:49,022 | 0:48,653 | 0:48,460 | 0:47,989 |
| Lap 3 | 0:46,044 | 0:47,757 | 0:47,363 | 0:46,242 | 0:47,807 | 0:47,682 | 0:46,887 | 0:47,008 | 0:47,632 | 0:46,992 | 0:48,285 | 0:47,327 |
| Lap 4 | 0:45,908 | 0:46,286 | 0:46,804 | 0:45,581 | 0:45,935 | 0:46,859 | 0:46,890 | 0:47,052 | 0:46,390 | 0:47,720 | 0:46,882 | 0:46,636 |
| Lap 5 | 0:54,594 | 0:47,909 | 0:47,626 | 0:49,290 | 0:47,838 | 0:47,305 | 0:46,941 | 0:47,404 | 0:47,673 | 0:46,792 | 0:47,390 | 0:47,916 |
| Lap 6 | 0:46,954 | 0:46,389 | 0:47,024 | 0:45,418 | 0:46,604 | 0:46,376 | 0:46,245 | 0:46,270 | 0:46,321 | 0:46,381 | 0:46,714 | 0:46,513 |
| Lap 7 | 0:45,654 | 0:45,640 | 0:46,026 | 0:45,343 | 0:45,609 | 0:45,469 | 0:45,534 | 0:45,902 | 0:45,590 | 0:45,411 | 0:45,863 | 0:45,612 |
| Lap 8 | 0:45,664 | 0:45,631 | 0:46,112 | 0:45,186 | 0:45,989 | 0:46,133 | 0:46,105 | 0:45,723 | 0:45,839 | 0:46,402 | 0:46,069 | 0:46,099 |
| Lap 9 | 0:44,861 | 0:45,977 | 0:45,500 | 0:45,414 | 0:46,258 | 0:45,533 | 0:45,850 | 0:45,392 | 0:46,150 | 0:45,581 | 0:46,023 | 0:46,993 |
| Lap 10 | 0:45,005 | 0:45,747 | 0:45,382 | 0:45,111 | 0:45,204 | 0:45,870 | 0:45,916 | 0:45,122 | 0:46,378 | 0:46,079 | 0:46,810 | 0:47,079 |
| Lap 11 | 0:45,113 | 0:44,828 | 0:45,301 | 0:45,692 | 0:44,780 | 0:45,093 | 0:44,875 | 0:45,724 | 0:44,997 | 0:44,647 | 0:44,970 | 0:45,148 |
| Lap 12 | 0:44,926 | 0:44,822 | 0:45,247 | 0:46,044 | 0:44,874 | 0:45,528 | 0:45,401 | 0:45,636 | 0:45,121 | 0:45,869 | 0:45,475 | 0:45,092 |
| Lap 13 | 0:44,695 | 0:44,626 | 0:44,986 | 0:44,526 | 0:45,005 | 0:44,758 | 0:44,780 | 0:45,431 | 0:44,856 | 0:45,038 | 0:45,071 | 0:45,380 |
| Lap 14 | 0:45,080 | 0:44,993 | 0:44,829 | 0:45,404 | 0:45,438 | 0:44,966 | 0:45,461 | 0:44,884 | 0:46,324 | 0:45,245 | 0:45,121 | 0:45,261 |
| Lap 15 | 0:45,457 | 0:44,822 | 0:44,993 | 0:46,199 | 0:44,825 | 0:44,684 | 0:44,417 | 0:44,877 | 0:45,206 | 0:44,969 | 0:45,082 | 0:45,430 |
| Lap 16 | 0:45,827 | 0:44,792 | 0:45,194 | 0:45,577 | 0:44,883 | 0:44,670 | 0:44,428 | 0:45,392 | 0:46,649 | 0:46,838 | 0:46,035 | 0:45,805 |
| Lap 17 | 0:45,949 | 0:45,657 | 0:45,936 | 0:44,594 | 0:45,879 | 0:45,380 | 0:45,832 | 0:48,174 | 0:45,534 | 0:45,670 | 0:45,769 | 0:45,603 |
| Lap 18 | 0:47,622 | 0:47,148 | 0:47,125 | 0:44,854 | 0:46,987 | 0:46,853 | 0:46,454 | 0:45,731 | 0:45,389 | 0:45,823 | 0:46,383 | 0:46,094 |

DMSB-RegNr: 206/2018

R 25 DJKM (OK-Junior) Race 2

Strecke / track: 1107

| Fahrername Driver | Øgaard Sebastian | Griggs Luca | Rosam Max | Scionti Enzo | Karlsson William | Stadsbader Gilles | Højgaard Mikkel | Ten Brinke Thomas | Bergmeister Jakob | Bönighausen Colin Jamie |
|------------------------------|---------------------|--------------------|--------------------|-------------------|---------------------|----------------------|--------------------|----------------------|----------------------|----------------------------|
| schnellste Runde in Runde | 0:44,492 Rn. 13 | 0:44,705 Rn. 13 | 0:44,717 Rn. 12 | 0:45,255 Rn. 6 | 0:45,911 Rn. 7 | 0:46,536 Rn. 6 | 0:45,617 Rn. 3 | 0:45,680 Rn. 3 | 0:45,484 Rn. 4 | 0:47,866 Rn. 2 |
| Speed | 89,6 km/h | 89,1 km/h | 89,1 km/h | 88,1 km/h | 86,8 km/h | 85,6 km/h | 87,4 km/h | 87,2 km/h | 87,6 km/h | 83,3 km/h |
| Lap 1 | 0:50,920 | 0:49,445 | 0:50,683 | 0:50,588 | 0:51,220 | 0:51,419 | 0:48,625 | 0:48,508 | 0:48,824 | 0:50,450 |
| Lap 2 | 0:47,882 | 0:47,939 | 0:48,329 | 0:48,027 | 0:49,776 | 0:49,949 | 0:47,449 | 0:47,502 | 0:47,750 | 0:47,866 |
| Lap 3 | 0:46,895 | 0:46,233 | 0:46,305 | 0:46,911 | 0:48,748 | 0:49,293 | 0:45,617 | 0:45,680 | 0:46,516 | |
| Lap 4 | 0:46,790 | 0:45,797 | 0:46,560 | 0:45,809 | 0:46,749 | 0:47,066 | 0:46,477 | 0:46,665 | 0:45,484 | |
| Lap 5 | 0:47,759 | 0:53,899 | 0:48,015 | 0:49,055 | 0:47,312 | 0:47,573 | | | | |
| Lap 6 | 0:46,447 | 0:46,325 | 0:45,486 | 0:45,255 | 0:46,176 | 0:46,536 | | | | |
| Lap 7 | 0:45,165 | 0:45,306 | 0:45,824 | 0:45,742 | 0:45,911 | 0:47,136 | | | | |
| Lap 8 | 0:44,904 | 0:44,937 | 1:14,334 | 0:53,809 | 0:46,035 | 0:48,995 | | | | |
| Lap 9 | 0:45,010 | 0:44,811 | 0:45,658 | 0:47,993 | | | | | | |
| Lap 10 | 0:44,808 | 0:44,987 | 0:45,392 | 0:45,598 | | | | | | |
| Lap 11 | 0:45,110 | 0:45,087 | 0:44,907 | | | | | | | |
| Lap 12 | 0:44,982 | 0:45,669 | 0:44,717 | | | | | | | |
| Lap 13 | 0:44,492 | 0:44,705 | | | | | | | | |
| Lap 14 | 0:53,732 | | | | | | | | | |
| Lap 15 | 0:45,238 | | | | | | | | | |
| Lap 16 | 0:45,081 | | | | | | | | | |
| Lap 17 | 0:45,702 | | | | | | | | | |
| Lap 18 | 0:45,988 | | | | | | | | | |

R 25 DJKM (OK-Junior) Race 2

| Ziel | | Sektion 1 | | Sektion 2 | | Sektion 3 | |
|--------------------------------|----------|-----------------------------|----------|-----------------------------|----------|-----------------------------|----------|
| Fahrername | Zeit | Fahrername | Zeit | Fahrername | Zeit | Fahrername | Zeit |
| 1 139 O'sullivan,Zak | 0:44,163 | 139 O'sullivan,Zak | 0:13,157 | 120 Spina,Alfio Andrea | 0:19,368 | 139 O'sullivan,Zak | 0:11,508 |
| 2 131 Dörr,Ben | 0:44,210 | 107 Hamke,Nico | 0:13,163 | 131 Dörr,Ben | 0:19,379 | 120 Spina,Alfio Andrea | 0:11,556 |
| 3 145 Van Hoepen,Laurens | 0:44,321 | 169 Revesz,Levente | 0:13,170 | 139 O'sullivan,Zak | 0:19,441 | 128 Øgaard,Sebastian | 0:11,586 |
| 4 120 Spina,Alfio Andrea | 0:44,380 | 175 Koelschbach,Carl Louis | 0:13,185 | 138 Askey,Kai | 0:19,477 | 138 Askey,Kai | 0:11,589 |
| 5 138 Askey,Kai | 0:44,417 | 138 Askey,Kai | 0:13,197 | 145 Van Hoepen,Laurens | 0:19,492 | 115 Litvinenko,Egor | 0:11,602 |
| 6 128 Øgaard,Sebastian | 0:44,498 | 145 Van Hoepen,Laurens | 0:13,203 | 176 Kramer,Pablo | 0:19,515 | 133 Voncken,Luca | 0:11,604 |
| 7 107 Hamke,Nico | 0:44,526 | 182 Gregor,Daniel | 0:13,212 | 109 Mesch,Joel | 0:19,573 | 145 Van Hoepen,Laurens | 0:11,607 |
| 8 133 Voncken,Luca | 0:44,617 | 131 Dörr,Ben | 0:13,215 | 110 Rosam,Max | 0:19,602 | 131 Dörr,Ben | 0:11,616 |
| 9 161 Brienza,Joseph | 0:44,617 | 171 Griggs,Luca | 0:13,219 | 128 Øgaard,Sebastian | 0:19,608 | 131 Dörr,Ben | 0:11,617 |
| 10 175 Koelschbach,Carl Louis | 0:44,626 | 128 Øgaard,Sebastian | 0:13,228 | 133 Voncken,Luca | 0:19,610 | 174 Rauer,Fabio | 0:11,625 |
| 11 176 Kramer,Pablo | 0:44,647 | 120 Spina,Alfio Andrea | 0:13,231 | 171 Griggs,Luca | 0:19,611 | 171 Griggs,Luca | 0:11,625 |
| 12 174 Rauer,Fabio | 0:44,670 | 109 Mesch,Joel | 0:13,239 | 107 Hamke,Nico | 0:19,617 | 161 Brienza,Joseph | 0:11,627 |
| 13 136 Rees,Matthew | 0:44,695 | 136 Rees,Matthew | 0:13,240 | 174 Rauer,Fabio | 0:19,640 | 136 Rees,Matthew | 0:11,627 |
| 14 135 Degnbol,Noah | 0:44,701 | 161 Brienza,Joseph | 0:13,247 | 135 Degnbol,Noah | 0:19,646 | 111 Naude,Toni Kayla | 0:11,654 |
| 15 171 Griggs,Luca | 0:44,705 | 183 Sutens,Jarno | 0:13,261 | 182 Gregor,Daniel | 0:19,650 | 107 Hamke,Nico | 0:11,659 |
| 16 110 Rosam,Max | 0:44,717 | 133 Voncken,Luca | 0:13,277 | 175 Koelschbach,Carl Louis | 0:19,651 | 169 Revesz,Levente | 0:11,667 |
| 17 109 Mesch,Joel | 0:44,738 | 127 Primm,Simon Connor | 0:13,286 | 161 Brienza,Joseph | 0:19,657 | 175 Koelschbach,Carl Louis | 0:11,669 |
| 18 127 Primm,Simon Connor | 0:44,780 | 135 Degnbol,Noah | 0:13,297 | 127 Primm,Simon Connor | 0:19,659 | 182 Gregor,Daniel | 0:11,675 |
| 19 182 Gregor,Daniel | 0:44,829 | 174 Rauer,Fabio | 0:13,301 | 130 Knopp,Josef | 0:19,660 | 110 Rosam,Max | 0:11,693 |
| 20 126 Dolischka,Jorden | 0:44,829 | 108 Weimann,Julie | 0:13,325 | 115 Litvinenko,Egor | 0:19,661 | 176 Kramer,Pablo | 0:11,697 |
| 21 115 Litvinenko,Egor | 0:44,856 | 115 Litvinenko,Egor | 0:13,340 | 126 Dolischka,Jorden | 0:19,685 | 126 Dolischka,Jorden | 0:11,714 |
| 22 130 Knopp,Josef | 0:44,864 | 130 Knopp,Josef | 0:13,344 | 169 Revesz,Levente | 0:19,717 | 108 Weimann,Julie | 0:11,725 |
| 23 108 Weimann,Julie | 0:44,877 | 126 Dolischka,Jorden | 0:13,386 | 183 Sutens,Jarno | 0:19,722 | 109 Mesch,Joel | 0:11,738 |
| 24 169 Revesz,Levente | 0:44,970 | 110 Rosam,Max | 0:13,407 | 108 Weimann,Julie | 0:19,749 | 135 Degnbol,Noah | 0:11,742 |
| 25 183 Sutens,Jarno | 0:45,013 | 105 Bergmeister,Jakob | 0:13,415 | 136 Rees,Matthew | 0:19,780 | 124 Højgaard,Mikkel | 0:11,749 |
| 26 112 Lagrotteria,Antonio | 0:45,075 | 112 Lagrotteria,Antonio | 0:13,423 | 112 Lagrotteria,Antonio | 0:19,799 | 183 Sutens,Jarno | 0:11,758 |
| 27 111 Naude,Toni Kayla | 0:45,092 | 176 Kramer,Pablo | 0:13,435 | 111 Naude,Toni Kayla | 0:19,802 | 112 Lagrotteria,Antonio | 0:11,765 |
| 28 140 Scionti,Enzo | 0:45,255 | 111 Naude,Toni Kayla | 0:13,437 | 140 Scionti,Enzo | 0:19,858 | 130 Knopp,Josef | 0:11,769 |
| 29 105 Bergmeister,Jakob | 0:45,484 | 140 Scionti,Enzo | 0:13,450 | 105 Bergmeister,Jakob | 0:20,002 | 140 Scionti,Enzo | 0:11,775 |
| 30 124 Højgaard,Mikkel | 0:45,617 | 125 Karlsson,William | 0:13,547 | 143 Ten Brinke,Thomas | 0:20,084 | 143 Ten Brinke,Thomas | 0:11,836 |
| 31 143 Ten Brinke,Thomas | 0:45,680 | 124 Højgaard,Mikkel | 0:13,698 | 124 Højgaard,Mikkel | 0:20,170 | 125 Karlsson,William | 0:12,056 |
| 32 125 Karlsson,William | 0:45,911 | 143 Ten Brinke,Thomas | 0:13,760 | 125 Karlsson,William | 0:20,259 | 105 Bergmeister,Jakob | 0:12,067 |
| 33 151 Stadtbader,Gilles | 0:46,536 | 151 Stadtbader,Gilles | 0:13,769 | 151 Stadtbader,Gilles | 0:20,434 | 151 Stadtbader,Gilles | 0:12,099 |
| 34 154 Böninghausen,Colin Jami | 0:47,866 | 154 Böninghausen,Colin Jami | 0:14,415 | 154 Böninghausen,Colin Jami | 0:21,244 | 154 Böninghausen,Colin Jami | 0:12,207 |

DMSB-Reglir: 208 / 2018

R 25 DJKM (OK-Junior) Race 2

Die schnellsten Zeiten

| Ort | Nr. Fahrername | Streckl. | Zeit | Ø Speed |
|-----------|------------------------|----------|----------|-----------|
| Ziel | 139 0' sullivan,Zak | 1107 m | 0:44,163 | 90,2 km/h |
| Sektion 1 | 139 0' sullivan,Zak | 329 m | 0:13,157 | 90,0 km/h |
| Sektion 2 | 120 Spina,Alfio Andrea | 475 m | 0:19,368 | 88,3 km/h |
| Sektion 3 | 139 0' sullivan,Zak | 303 m | 0:11,508 | 94,8 km/h |

| | Snr.139 0' sullivan,Zak GBR Ricky Flynn Motorsport theoretisch mögliche Bestzeit 0:44,106 | Snr.145 Van Hoepen,Laurens NLD TONY KART RACING TEAM theoretisch mögliche Bestzeit 0:44,302 | Snr.131 Dörr,Ben DEU TB Racing Team theoretisch mögliche Bestzeit 0:44,210 | Snr.107 Hamtke,Nico DEU 3G Racing theoretisch mögliche Bestzeit 0:44,439 | Snr.130 Knopp,Josef CZE TB Racing Team theoretisch mögliche Bestzeit 0:44,773 |
|----------|--|--|---|---|--|
| best | 0:44,163 0:13,157 0:19,441 0:11,508 | 0:44,321 0:13,203 0:19,492 0:11,607 | 0:44,210 0:13,215 0:19,379 0:11,616 | 0:44,498 0:13,163 0:19,617 0:11,659 | 0:44,864 0:13,344 0:19,660 0:11,769 |
| Runde 1 | 0:48,516 0:14,654 0:21,208 0:12,654 | 0:47,723 0:14,400 0:21,079 0:12,244 | 0:48,625 0:14,879 0:21,229 0:12,517 | 0:50,648 0:15,167 0:22,583 0:12,898 | 0:48,614 0:15,044 0:20,993 0:12,577 |
| Runde 2 | 0:46,548 0:14,150 0:20,338 0:12,060 | 0:46,668 0:13,927 0:20,641 0:12,100 | 0:48,155 0:14,733 0:21,070 0:12,352 | 0:47,444 0:14,159 0:20,907 0:12,378 | 0:48,163 0:14,605 0:21,188 0:12,370 |
| Runde 3 | 0:45,795 0:13,652 0:20,302 0:11,841 | 0:46,196 0:13,742 0:20,487 0:11,967 | 0:46,165 0:13,838 0:20,368 0:11,959 | 0:46,198 0:14,037 0:20,240 0:11,921 | 0:46,781 0:13,944 0:20,563 0:12,274 |
| Runde 4 | 0:45,845 0:13,495 0:20,186 0:12,164 | 0:46,055 0:13,595 0:20,170 0:12,290 | 0:45,722 0:13,530 0:20,175 0:12,017 | 0:45,760 0:13,650 0:20,209 0:11,901 | 0:45,840 0:13,599 0:20,148 0:12,093 |
| Runde 5 | 0:45,855 0:13,563 0:20,410 0:11,882 | 0:46,209 0:13,629 0:20,617 0:11,963 | 0:47,411 0:15,266 0:20,072 0:12,073 | 0:47,075 0:15,116 0:20,212 0:11,747 | 0:47,659 0:15,253 0:20,375 0:12,031 |
| Runde 6 | 0:45,551 0:13,767 0:20,059 0:11,725 | 0:45,711 0:13,844 0:20,080 0:11,787 | 0:45,299 0:13,619 0:19,962 0:11,718 | 0:45,293 0:13,686 0:19,901 0:11,706 | 0:45,862 0:13,869 0:20,169 0:11,824 |
| Runde 7 | 0:44,973 0:13,432 0:19,841 0:11,700 | 0:45,155 0:13,566 0:19,829 0:11,760 | 0:45,022 0:13,467 0:19,731 0:11,824 | 0:44,776 0:13,401 0:19,692 0:11,683 | 0:45,852 0:13,673 0:20,132 0:12,047 |
| Runde 8 | 0:44,646 0:13,447 0:19,578 0:11,621 | 0:44,764 0:13,371 0:19,669 0:11,724 | 0:44,837 0:13,367 0:19,692 0:11,778 | 0:45,314 0:13,515 0:19,897 0:11,902 | 0:45,966 0:14,106 0:19,945 0:11,915 |
| Runde 9 | 0:44,942 0:13,544 0:19,824 0:11,574 | 0:44,907 0:13,423 0:19,810 0:11,674 | 0:45,276 0:13,485 0:19,986 0:11,805 | 0:45,474 0:13,400 0:20,154 0:11,920 | 0:45,745 0:13,814 0:20,123 0:11,808 |
| Runde 10 | 0:44,792 0:13,426 0:19,779 0:11,587 | 0:44,991 0:13,412 0:19,825 0:11,754 | 0:45,123 0:13,477 0:19,833 0:11,813 | 0:45,274 0:13,532 0:19,877 0:11,865 | 0:45,678 0:13,677 0:20,132 0:11,869 |
| Runde 11 | 0:44,530 0:13,335 0:19,581 0:11,614 | 0:44,952 0:13,420 0:19,807 0:11,725 | 0:44,726 0:13,413 0:19,641 0:11,672 | 0:45,426 0:13,735 0:19,912 0:11,779 | 0:45,799 0:13,982 0:20,017 0:11,800 |
| Runde 12 | 0:44,285 0:13,230 0:19,520 0:11,535 | 0:44,448 0:13,301 0:19,540 0:11,607 | 0:44,510 0:13,317 0:19,480 0:11,713 | 0:44,612 0:13,314 0:19,617 0:11,681 | 0:44,883 0:13,434 0:19,660 0:11,789 |
| Runde 13 | 0:44,213 0:13,157 0:19,485 0:11,571 | 0:44,484 0:13,285 0:19,574 0:11,625 | 0:44,341 0:13,234 0:19,478 0:11,629 | 0:44,623 0:13,255 0:19,625 0:11,743 | 0:44,902 0:13,355 0:19,706 0:11,841 |
| Runde 14 | 0:44,163 0:13,170 0:19,485 0:11,508 | 0:44,613 0:13,274 0:19,657 0:11,682 | 0:44,471 0:13,235 0:19,544 0:11,692 | 0:44,498 0:13,181 0:19,639 0:11,678 | 0:45,143 0:13,557 0:19,740 0:11,846 |
| Runde 15 | 0:44,352 0:13,175 0:19,519 0:11,658 | 0:44,321 0:13,203 0:19,492 0:11,626 | 0:44,210 0:13,215 0:19,379 0:11,616 | 0:44,526 0:13,163 0:19,704 0:11,659 | 0:44,864 0:13,344 0:19,751 0:11,769 |
| Runde 16 | 0:44,394 0:13,404 0:19,441 0:11,549 | 0:44,857 0:13,570 0:19,591 0:11,696 | 0:44,619 0:13,466 0:19,459 0:11,694 | 0:44,830 0:13,414 0:19,640 0:11,776 | 0:45,329 0:13,773 0:19,704 0:11,852 |
| Runde 17 | 0:44,608 0:13,347 0:19,575 0:11,686 | 0:44,855 0:13,350 0:19,817 0:11,688 | 0:44,659 0:13,304 0:19,629 0:11,726 | 0:44,758 0:13,238 0:19,754 0:11,766 | 0:45,080 0:13,447 0:19,768 0:11,865 |
| Runde 18 | 0:44,334 0:13,200 0:19,524 0:11,610 | 0:44,647 0:13,340 0:19,554 0:11,753 | 0:44,653 0:13,308 0:19,511 0:11,834 | 0:44,664 0:13,275 0:19,689 0:11,700 | 0:45,530 0:13,423 0:19,886 0:12,221 |

DMSB-Reg Nr.: 206 / 2018

R 25 DJKM (OK-Junior) Race 2

Die schnellsten Zeiten

| Ort | Nr. Fahrername | Streckl. | Zeit | Ø Speed |
|-----------|------------------------|----------|----------|-----------|
| Ziel | 139 0' sullivan,Zak | 1107 m | 0:44,163 | 90,2 km/h |
| Sektion 1 | 139 0' sullivan,Zak | 329 m | 0:13,157 | 90,0 km/h |
| Sektion 2 | 120 Spino,Alfio Andrea | 475 m | 0:19,368 | 88,3 km/h |
| Sektion 3 | 139 0' sullivan,Zak | 303 m | 0:11,508 | 94,8 km/h |

| | Smr. 182 Gregor, Daniel DEU LRT Lanari Racing Team theoretisch mögliche Bestzeit 0:44,537 | Smr. 109 Mesch, Joel DEU KSM Schumacher Racing Team theoretisch mögliche Bestzeit 0:44,550 | Smr. 120 Spino, Alfio Andrea ITA CRG Holland theoretisch mögliche Bestzeit 0:44,155 | Smr. 161 Brienza, Joseph USA Ward Racing theoretisch mögliche Bestzeit 0:44,531 | Smr. 133 Voncken, Luca DEU DS Kartsport theoretisch mögliche Bestzeit 0:44,491 |
|----------|--|---|--|--|---|
| best | 0:44,829 0:13,212 0:19,650 0:11,675 | 0:44,738 0:13,239 0:19,573 0:11,738 | 0:44,380 0:13,231 0:19,368 0:11,556 | 0:44,617 0:13,247 0:19,657 0:11,627 | 0:44,526 0:13,277 0:19,610 0:11,604 |
| Runde 1 | 0:49,934 0:15,905 0:21,546 0:12,483 | 0:49,705 0:15,676 0:21,608 0:12,421 | 0:50,984 0:15,610 0:22,205 0:13,169 | 0:49,558 0:15,706 0:21,505 0:12,347 | 0:51,406 0:16,111 0:22,289 0:13,006 |
| Runde 2 | 0:47,367 0:13,941 0:21,085 0:12,341 | 0:47,468 0:13,958 0:21,159 0:12,351 | 0:47,507 0:14,085 0:21,062 0:12,360 | 0:47,558 0:13,943 0:21,254 0:12,361 | 0:47,725 0:14,371 0:21,199 0:12,155 |
| Runde 3 | 0:46,749 0:14,065 0:20,551 0:12,133 | 0:46,744 0:14,107 0:20,535 0:12,102 | 0:46,482 0:13,795 0:20,377 0:12,310 | 0:46,819 0:14,227 0:20,500 0:12,092 | 0:46,242 0:14,234 0:20,150 0:11,858 |
| Runde 4 | 0:45,988 0:13,624 0:20,203 0:12,161 | 0:45,906 0:13,677 0:20,196 0:12,033 | 0:45,726 0:13,594 0:20,240 0:11,892 | 0:45,728 0:13,694 0:20,165 0:11,869 | 0:45,581 0:13,698 0:19,947 0:11,936 |
| Runde 5 | 0:47,348 0:14,926 0:20,367 0:12,055 | 0:47,328 0:14,941 0:20,293 0:12,094 | 0:49,172 0:16,977 0:20,307 0:11,888 | 0:50,065 0:17,862 0:20,369 0:11,834 | 0:49,290 0:17,035 0:20,372 0:11,883 |
| Runde 6 | 0:45,820 0:13,755 0:20,074 0:11,974 | 0:45,840 0:13,793 0:20,242 0:11,805 | 0:45,473 0:13,569 0:19,967 0:11,937 | 0:45,713 0:13,739 0:20,100 0:11,874 | 0:45,418 0:13,853 0:19,857 0:11,708 |
| Runde 7 | 0:45,613 0:13,565 0:20,074 0:11,974 | 0:45,774 0:13,641 0:20,095 0:12,038 | 0:45,384 0:13,502 0:19,994 0:11,888 | 0:45,615 0:13,934 0:19,942 0:11,739 | 0:45,343 0:13,630 0:19,864 0:11,849 |
| Runde 8 | 0:46,025 0:14,170 0:20,050 0:11,805 | 0:46,023 0:14,199 0:19,988 0:11,836 | 0:45,806 0:14,096 0:19,759 0:11,951 | 0:44,899 0:13,423 0:19,849 0:11,627 | 0:45,186 0:13,748 0:19,802 0:11,636 |
| Runde 9 | 0:45,734 0:13,740 0:20,231 0:11,763 | 0:45,795 0:13,757 0:20,143 0:11,895 | 0:45,574 0:13,624 0:20,230 0:11,720 | 0:45,391 0:13,398 0:20,255 0:11,738 | 0:45,414 0:13,718 0:20,071 0:11,625 |
| Runde 10 | 0:46,041 0:13,891 0:20,346 0:11,804 | 0:46,228 0:14,111 0:20,316 0:11,801 | 0:45,545 0:13,401 0:19,991 0:12,153 | 0:45,879 0:13,637 0:20,300 0:11,942 | 0:45,111 0:13,549 0:19,821 0:11,741 |
| Runde 11 | 0:45,993 0:13,590 0:20,688 0:11,705 | 0:46,064 0:13,620 0:20,681 0:11,763 | 0:44,873 0:13,283 0:19,885 0:11,705 | 0:46,062 0:13,650 0:20,655 0:11,757 | 0:45,692 0:13,364 0:20,477 0:11,851 |
| Runde 12 | 0:45,015 0:13,389 0:19,845 0:11,781 | 0:44,928 0:13,324 0:19,822 0:11,782 | 0:45,273 0:13,994 0:19,723 0:11,556 | 0:44,854 0:13,429 0:19,755 0:11,670 | 0:46,044 0:14,437 0:19,993 0:11,614 |
| Runde 13 | 0:45,045 0:13,517 0:19,853 0:11,675 | 0:45,157 0:13,541 0:19,825 0:11,791 | 0:44,633 0:13,287 0:19,694 0:11,652 | 0:45,355 0:13,826 0:19,849 0:11,680 | 0:44,526 0:13,281 0:19,632 0:11,613 |
| Runde 14 | 0:44,829 0:13,212 0:19,872 0:11,745 | 0:44,738 0:13,239 0:19,761 0:11,738 | 0:44,380 0:13,351 0:19,368 0:11,661 | 0:44,617 0:13,247 0:19,657 0:11,713 | 0:45,404 0:13,478 0:20,057 0:11,869 |
| Runde 15 | 0:45,059 0:13,611 0:19,650 0:11,798 | 0:45,036 0:13,660 0:19,573 0:11,803 | 0:45,184 0:13,941 0:19,557 0:11,686 | 0:47,285 0:15,457 0:20,079 0:11,749 | 0:46,199 0:13,865 0:20,340 0:11,994 |
| Runde 16 | 0:45,364 0:13,724 0:19,844 0:11,796 | 0:45,552 0:13,802 0:19,765 0:11,985 | 0:45,168 0:13,442 0:19,791 0:11,935 | 0:44,937 0:13,437 0:19,739 0:11,761 | 0:45,577 0:13,632 0:20,341 0:11,604 |
| Runde 17 | 0:45,393 0:13,395 0:20,245 0:11,753 | 0:45,263 0:13,249 0:20,214 0:11,800 | 0:45,240 0:13,231 0:19,714 0:11,895 | 0:45,274 0:13,444 0:19,934 0:11,896 | 0:44,594 0:13,277 0:19,610 0:11,707 |
| Runde 18 | 0:45,277 0:13,596 0:19,930 0:11,751 | 0:45,336 0:13,600 0:19,868 0:11,868 | 0:45,200 0:13,481 0:19,914 0:11,805 | 0:44,972 0:13,384 0:19,797 0:11,791 | 0:44,854 0:13,290 0:19,844 0:11,720 |



DMSB-Reg Nr. 206 / 2018

R 25 DJKM (OK-Junior) Race 2

Die schnellsten Zeiten

| Ort | Nr. Fahrername | Streckl. | Zeit | Ø Speed |
|-----------|------------------------|----------|----------|-----------|
| Ziel | 139 O' sullivan,Zak | 1107 m | 0:44,163 | 90,2 km/h |
| Sektion 1 | 139 O' sullivan,Zak | 329 m | 0:13,157 | 90,0 km/h |
| Sektion 2 | 120 Spina,Alfio Andrea | 475 m | 0:19,368 | 88,3 km/h |
| Sektion 3 | 139 O' sullivan,Zak | 303 m | 0:11,508 | 94,8 km/h |

| | Snr.112 Lagrotteria, Antonio CHE Innovate Competition theoretisch mögliche Bestzeit 0:44,987 Ziel Sektion 1 Sektion 2 Sektion 3 | Snr.135 Degnbol, Noah DNK RS Competition theoretisch mögliche Bestzeit 0:44,685 Ziel Sektion 1 Sektion 2 Sektion 3 | Snr.183 Suters, Jarno BEL Flandria Kart theoretisch mögliche Bestzeit 0:44,741 Ziel Sektion 1 Sektion 2 Sektion 3 | Snr.136 Rees, Matthew GBR Ricky Flynn Motorsport theoretisch mögliche Bestzeit 0:44,647 Ziel Sektion 1 Sektion 2 Sektion 3 | Snr.175 Koelschbach, Carl Louis DEU Achim Koelschbach theoretisch mögliche Bestzeit 0:44,505 Ziel Sektion 1 Sektion 2 Sektion 3 | | | | | | | | | | | | | | | |
|----------|---|--|---|--|---|----------|----------|----------|----------|----------|----------|----------|----------|----------|----------|----------|----------|----------|----------|----------|
| best | 0:45,075 | 0:13,423 | 0:19,799 | 0:11,765 | 0:44,701 | 0:13,297 | 0:19,646 | 0:11,742 | 0:44,701 | 0:13,261 | 0:19,722 | 0:11,758 | 0:44,695 | 0:13,240 | 0:19,780 | 0:11,627 | 0:44,626 | 0:13,185 | 0:19,651 | 0:11,669 |
| Runde 1 | 0:50,676 | 0:15,894 | 0:22,129 | 0:12,653 | 0:51,187 | 0:16,355 | 0:22,089 | 0:12,743 | 0:50,983 | 0:15,636 | 0:22,305 | 0:13,042 | 0:48,431 | 0:14,552 | 0:21,243 | 0:12,636 | 0:50,285 | 0:15,139 | 0:22,367 | 0:12,779 |
| Runde 2 | 0:47,603 | 0:14,213 | 0:21,044 | 0:12,346 | 0:47,668 | 0:14,380 | 0:20,773 | 0:12,515 | 0:47,578 | 0:14,120 | 0:20,974 | 0:12,484 | 0:48,325 | 0:14,480 | 0:21,528 | 0:12,317 | 0:48,246 | 0:14,426 | 0:21,535 | 0:12,285 |
| Runde 3 | 0:46,261 | 0:13,715 | 0:20,488 | 0:12,058 | 0:46,489 | 0:13,787 | 0:20,656 | 0:12,046 | 0:48,204 | 0:15,534 | 0:20,507 | 0:12,163 | 0:46,044 | 0:13,707 | 0:20,400 | 0:11,937 | 0:47,757 | 0:13,984 | 0:21,278 | 0:12,495 |
| Runde 4 | 0:45,978 | 0:13,598 | 0:20,406 | 0:11,974 | 0:45,908 | 0:13,689 | 0:20,234 | 0:11,985 | 0:46,752 | 0:13,721 | 0:20,640 | 0:12,391 | 0:45,908 | 0:13,498 | 0:20,118 | 0:12,292 | 0:46,286 | 0:14,245 | 0:20,213 | 0:11,828 |
| Runde 5 | 0:47,012 | 0:14,599 | 0:20,332 | 0:12,081 | 0:48,310 | 0:16,056 | 0:20,291 | 0:11,963 | 0:47,248 | 0:14,598 | 0:20,607 | 0:12,043 | 0:54,594 | 0:21,999 | 0:20,644 | 0:11,951 | 0:47,909 | 0:15,766 | 0:20,330 | 0:11,813 |
| Runde 6 | 0:45,942 | 0:13,859 | 0:20,256 | 0:11,827 | 0:45,855 | 0:13,661 | 0:20,324 | 0:11,870 | 0:46,349 | 0:14,134 | 0:20,312 | 0:11,903 | 0:46,954 | 0:14,841 | 0:20,241 | 0:11,872 | 0:46,389 | 0:14,086 | 0:20,156 | 0:12,147 |
| Runde 7 | 0:45,737 | 0:13,478 | 0:20,327 | 0:11,932 | 0:45,682 | 0:13,554 | 0:20,159 | 0:11,969 | 0:45,276 | 0:13,493 | 0:19,911 | 0:11,872 | 0:45,654 | 0:13,768 | 0:20,023 | 0:11,863 | 0:45,640 | 0:13,575 | 0:20,082 | 0:11,983 |
| Runde 8 | 0:45,394 | 0:13,477 | 0:20,123 | 0:11,794 | 0:45,134 | 0:13,481 | 0:19,863 | 0:11,790 | 0:45,320 | 0:13,566 | 0:19,925 | 0:11,829 | 0:45,664 | 0:14,066 | 0:19,785 | 0:11,813 | 0:45,631 | 0:13,962 | 0:20,000 | 0:11,669 |
| Runde 9 | 0:46,261 | 0:13,801 | 0:20,695 | 0:11,765 | 0:45,538 | 0:13,436 | 0:20,252 | 0:11,850 | 0:45,831 | 0:14,119 | 0:19,840 | 0:11,872 | 0:44,861 | 0:13,354 | 0:19,880 | 0:11,627 | 0:45,977 | 0:13,915 | 0:20,258 | 0:11,804 |
| Runde 10 | 0:45,782 | 0:13,576 | 0:20,210 | 0:11,996 | 0:45,410 | 0:13,491 | 0:19,898 | 0:12,021 | 0:45,013 | 0:13,448 | 0:19,753 | 0:11,812 | 0:45,005 | 0:13,455 | 0:19,840 | 0:11,710 | 0:45,747 | 0:14,014 | 0:19,984 | 0:11,749 |
| Runde 11 | 0:46,064 | 0:13,591 | 0:20,613 | 0:11,860 | 0:46,035 | 0:13,499 | 0:20,644 | 0:11,892 | 0:45,220 | 0:13,520 | 0:19,800 | 0:11,919 | 0:45,113 | 0:13,534 | 0:19,846 | 0:11,733 | 0:44,828 | 0:13,305 | 0:19,743 | 0:11,780 |
| Runde 12 | 0:45,297 | 0:13,498 | 0:20,018 | 0:11,781 | 0:48,148 | 0:15,608 | 0:20,790 | 0:11,750 | 0:45,307 | 0:13,657 | 0:19,722 | 0:11,928 | 0:44,926 | 0:13,438 | 0:19,831 | 0:11,657 | 0:44,822 | 0:13,265 | 0:19,697 | 0:11,860 |
| Runde 13 | 0:45,075 | 0:13,423 | 0:19,799 | 0:11,853 | 0:44,701 | 0:13,297 | 0:19,646 | 0:11,758 | 0:45,054 | 0:13,308 | 0:19,988 | 0:11,758 | 0:44,695 | 0:13,240 | 0:19,780 | 0:11,675 | 0:44,626 | 0:13,284 | 0:19,651 | 0:11,691 |
| Runde 14 | 0:45,881 | 0:13,797 | 0:20,189 | 0:11,895 | 0:44,763 | 0:13,355 | 0:19,666 | 0:11,742 | 0:45,076 | 0:13,261 | 0:19,781 | 0:12,034 | 0:45,080 | 0:13,279 | 0:19,803 | 0:11,998 | 0:44,993 | 0:13,185 | 0:20,021 | 0:11,787 |
| Runde 15 | 0:46,199 | 0:13,849 | 0:20,352 | 0:11,998 | 0:45,161 | 0:13,379 | 0:19,842 | 0:11,940 | 0:45,398 | 0:13,426 | 0:19,856 | 0:12,116 | 0:45,457 | 0:13,387 | 0:19,949 | 0:12,121 | 0:44,822 | 0:13,260 | 0:19,724 | 0:11,838 |
| Runde 16 | 0:46,025 | 0:13,592 | 0:20,658 | 0:11,775 | 0:45,954 | 0:13,947 | 0:20,215 | 0:11,792 | 0:45,956 | 0:13,834 | 0:20,223 | 0:11,899 | 0:45,827 | 0:13,761 | 0:20,289 | 0:11,777 | 0:44,792 | 0:13,315 | 0:19,716 | 0:11,761 |
| Runde 17 | 0:45,947 | 0:13,691 | 0:20,234 | 0:12,022 | 0:45,738 | 0:13,715 | 0:19,888 | 0:12,135 | 0:46,069 | 0:14,006 | 0:19,924 | 0:12,139 | 0:45,949 | 0:13,717 | 0:20,202 | 0:12,030 | 0:45,657 | 0:13,664 | 0:20,077 | 0:11,916 |
| Runde 18 | 0:46,799 | 0:13,922 | 0:20,331 | 0:12,546 | 0:47,083 | 0:13,832 | 0:20,199 | 0:13,052 | 0:47,017 | 0:13,852 | 0:20,133 | 0:13,032 | 0:47,622 | 0:14,384 | 0:20,107 | 0:13,131 | 0:47,148 | 0:13,869 | 0:20,142 | 0:13,137 |

DMSB-Reglir:208/2018

R 25 DJKM (OK-Junior) Race 2

Die schnellsten Zeiten

| Ort | Nr. Fahrername | Streckl. | Zeit | Ø Speed |
|-----------|------------------------|----------|----------|-----------|
| Ziel | 139 0' sullivan,Zak | 1107 m | 0:44,163 | 90,2 km/h |
| Sektion 1 | 139 0' sullivan,Zak | 329 m | 0:13,157 | 90,0 km/h |
| Sektion 2 | 120 Spina,Alfio Andrea | 475 m | 0:19,368 | 88,3 km/h |
| Sektion 3 | 139 0' sullivan,Zak | 303 m | 0:11,508 | 94,8 km/h |


| | Smr.126 Dolitschka,Jorden AUT KSB RACING TEAM | Smr.127 Primm,Simon Connor DEU Team NKS | Smr.174 Rauer,Fabio DEU KSM Schumacher Racing Team | Smr.138 Askey,Kai GBR Ricky Flynn Motorsport | Smr.108 Weimann,Julie DEU Solgat Motorsport |
|----------|---|---|---|---|---|
| | theoretisch mögliche Bestzeit 0:44,785 | theoretisch mögliche Bestzeit 0:44,562 | theoretisch mögliche Bestzeit 0:44,566 | theoretisch mögliche Bestzeit 0:44,263 | theoretisch mögliche Bestzeit 0:44,799 |
| Runde 1 | Ziel Sektion 1 Sektion 2 Sektion 3 0:44,829 0:13,386 0:19,685 0:11,714 | Ziel Sektion 1 Sektion 2 Sektion 3 0:50,560 0:14,972 0:22,778 0:12,810 | Ziel Sektion 1 Sektion 2 Sektion 3 0:51,458 0:15,628 0:22,888 0:12,942 | Ziel Sektion 1 Sektion 2 Sektion 3 0:44,417 0:13,197 0:19,477 0:11,589 | Ziel Sektion 1 Sektion 2 Sektion 3 0:44,877 0:13,325 0:19,749 0:11,725 |
| Runde 2 | 0:48,318 0:14,668 0:21,344 0:12,306 | 0:48,082 0:14,576 0:21,458 0:12,048 | 0:48,394 0:14,507 0:21,533 0:12,354 | 0:49,026 0:14,336 0:22,085 0:12,605 | 0:47,908 0:14,546 0:21,118 0:12,244 |
| Runde 3 | 0:47,363 0:14,608 0:20,710 0:12,045 | 0:47,807 0:14,234 0:21,398 0:12,175 | 0:47,682 0:13,883 0:21,179 0:12,620 | 0:46,887 0:14,649 0:20,374 0:11,864 | 0:47,008 0:14,616 0:20,585 0:11,807 |
| Runde 4 | 0:46,804 0:14,228 0:20,539 0:12,037 | 0:45,935 0:13,784 0:20,036 0:12,115 | 0:46,859 0:14,099 0:20,923 0:11,837 | 0:46,890 0:13,790 0:21,185 0:11,915 | 0:47,052 0:14,451 0:20,477 0:12,124 |
| Runde 5 | 0:47,626 0:14,888 0:20,633 0:12,105 | 0:47,838 0:15,592 0:20,335 0:11,911 | 0:47,305 0:15,087 0:20,334 0:11,884 | 0:46,941 0:14,732 0:20,348 0:11,861 | 0:47,404 0:14,671 0:20,699 0:12,034 |
| Runde 6 | 0:47,024 0:14,598 0:20,299 0:12,127 | 0:46,604 0:14,165 0:20,492 0:11,947 | 0:46,376 0:13,981 0:20,183 0:12,212 | 0:46,245 0:13,938 0:20,229 0:12,078 | 0:46,270 0:14,104 0:20,282 0:11,884 |
| Runde 7 | 0:46,026 0:14,117 0:20,049 0:11,860 | 0:45,609 0:13,617 0:20,141 0:11,851 | 0:45,469 0:13,665 0:19,976 0:11,828 | 0:45,534 0:13,685 0:19,980 0:11,869 | 0:45,902 0:13,950 0:20,226 0:11,726 |
| Runde 8 | 0:46,112 0:14,267 0:20,024 0:11,821 | 0:45,989 0:13,931 0:20,082 0:11,976 | 0:46,133 0:14,227 0:20,172 0:11,734 | 0:46,105 0:14,212 0:20,123 0:11,770 | 0:45,723 0:14,056 0:19,911 0:11,756 |
| Runde 9 | 0:45,500 0:13,681 0:20,014 0:11,805 | 0:46,258 0:14,112 0:20,105 0:12,041 | 0:45,533 0:13,625 0:20,220 0:11,688 | 0:45,850 0:13,820 0:20,135 0:11,895 | 0:45,392 0:13,590 0:20,059 0:11,743 |
| Runde 10 | 0:45,382 0:13,693 0:19,924 0:11,765 | 0:45,204 0:13,837 0:19,720 0:11,647 | 0:45,870 0:14,168 0:19,839 0:11,863 | 0:45,916 0:14,141 0:20,070 0:11,705 | 0:45,122 0:13,521 0:19,876 0:11,725 |
| Runde 11 | 0:45,301 0:13,545 0:19,938 0:11,818 | 0:44,780 0:13,404 0:19,659 0:11,717 | 0:45,093 0:13,416 0:19,899 0:11,778 | 0:44,875 0:13,416 0:19,664 0:11,795 | 0:45,724 0:13,587 0:20,380 0:11,757 |
| Runde 12 | 0:45,247 0:13,583 0:19,764 0:11,900 | 0:44,874 0:13,482 0:19,675 0:11,717 | 0:45,528 0:13,977 0:19,860 0:11,691 | 0:45,401 0:13,812 0:19,855 0:11,734 | 0:45,636 0:13,454 0:20,415 0:11,767 |
| Runde 13 | 0:44,986 0:13,448 0:19,789 0:11,749 | 0:45,005 0:13,419 0:19,764 0:11,822 | 0:44,758 0:13,399 0:19,664 0:11,695 | 0:44,780 0:13,383 0:19,653 0:11,744 | 0:45,431 0:13,388 0:20,287 0:11,756 |
| Runde 14 | 0:44,829 0:13,386 0:19,685 0:11,758 | 0:45,438 0:13,388 0:20,348 0:11,702 | 0:44,966 0:13,455 0:19,886 0:11,625 | 0:45,461 0:13,811 0:19,965 0:11,685 | 0:44,884 0:13,376 0:19,749 0:11,759 |
| Runde 15 | 0:44,993 0:13,468 0:19,811 0:11,714 | 0:44,825 0:13,286 0:19,755 0:11,784 | 0:44,684 0:13,301 0:19,723 0:11,660 | 0:44,417 0:13,340 0:19,477 0:11,600 | 0:44,877 0:13,325 0:19,755 0:11,797 |
| Runde 16 | 0:45,194 0:13,439 0:19,917 0:11,838 | 0:44,883 0:13,365 0:19,731 0:11,787 | 0:44,670 0:13,364 0:19,640 0:11,666 | 0:44,428 0:13,197 0:19,527 0:11,704 | 0:45,392 0:13,665 0:19,877 0:11,850 |
| Runde 17 | 0:45,936 0:14,025 0:20,091 0:11,820 | 0:45,879 0:13,845 0:20,417 0:11,617 | 0:45,380 0:13,331 0:20,351 0:11,698 | 0:45,832 0:13,455 0:20,788 0:11,589 | 0:48,174 0:13,758 0:22,513 0:11,903 |
| Runde 18 | 0:47,125 0:13,888 0:20,187 0:13,050 | 0:46,987 0:13,791 0:20,183 0:13,013 | 0:46,853 0:13,623 0:20,150 0:13,080 | 0:46,454 0:13,348 0:19,924 0:13,182 | 0:45,731 0:13,496 0:20,059 0:12,176 |

R 25 DJKM (OK-Junior) Race 2

Die schnellsten Zeiten

| Ort | Nr. Fahrername | Streckl. | Zeit | Ø Speed |
|-----------|------------------------|----------|----------|-----------|
| Ziel | 139 0' sullivan,Zak | 1107 m | 0:44,163 | 90,2 km/h |
| Sektion 1 | 139 0' sullivan,Zak | 329 m | 0:13,157 | 90,0 km/h |
| Sektion 2 | 120 Spina,Alfio Andrea | 475 m | 0:19,368 | 88,3 km/h |
| Sektion 3 | 139 0' sullivan,Zak | 303 m | 0:11,508 | 94,8 km/h |

| | Snr.115 Litvinenko,Egor DEU FS-RL Competition theoretisch mögliche Bestzeit 0:44,603 | | Snr.176 Kramer,Pablo DEU FS-RL Competition theoretisch mögliche Bestzeit 0:44,647 | | Snr.169 Revesz,Levente HUN LENNOX RACING TEAM theoretisch mögliche Bestzeit 0:44,554 | | Snr.111 Naude,Toni Kayla CHE Innovate Competition theoretisch mögliche Bestzeit 0:44,893 | | Snr.128 Øgaard,Sebastian DNK TK Racing theoretisch mögliche Bestzeit 0:44,422 | | | | | | | |
|----------|---|-----------|--|-----------|---|-----------|---|-----------|--|-----------|-----------|-----------|----------|----------|----------|----------|
| | Ziel | Sektion 1 | Sektion 2 | Sektion 3 | Ziel | Sektion 1 | Sektion 2 | Sektion 3 | Ziel | Sektion 1 | Sektion 2 | Sektion 3 | | | | |
| best | 0:44,856 | 0:13,340 | 0:19,661 | 0:11,602 | 0:44,647 | 0:13,435 | 0:19,515 | 0:11,697 | 0:45,092 | 0:13,437 | 0:19,802 | 0:11,654 | 0:44,492 | 0:13,228 | 0:19,608 | 0:11,586 |
| Runde 1 | 0:50,482 | 0:15,157 | 0:22,467 | 0:12,858 | 0:51,074 | 0:15,139 | 0:22,872 | 0:13,063 | 0:53,249 | 0:17,541 | 0:22,724 | 0:12,984 | 0:50,920 | 0:15,391 | 0:22,606 | 0:12,923 |
| Runde 2 | 0:49,072 | 0:15,004 | 0:21,843 | 0:12,175 | 0:48,653 | 0:14,494 | 0:21,964 | 0:12,195 | 0:47,989 | 0:14,413 | 0:21,103 | 0:12,473 | 0:47,882 | 0:14,457 | 0:21,156 | 0:12,269 |
| Runde 3 | 0:47,632 | 0:14,137 | 0:21,229 | 0:12,266 | 0:46,992 | 0:13,784 | 0:20,747 | 0:12,461 | 0:47,327 | 0:14,469 | 0:21,021 | 0:11,837 | 0:46,895 | 0:14,343 | 0:20,499 | 0:12,053 |
| Runde 4 | 0:46,390 | 0:14,100 | 0:20,079 | 0:12,211 | 0:47,720 | 0:14,177 | 0:21,429 | 0:12,114 | 0:46,636 | 0:13,958 | 0:20,248 | 0:12,430 | 0:46,790 | 0:13,864 | 0:20,475 | 0:12,451 |
| Runde 5 | 0:47,673 | 0:15,406 | 0:20,304 | 0:11,963 | 0:46,792 | 0:14,837 | 0:20,048 | 0:11,907 | 0:47,916 | 0:15,524 | 0:20,365 | 0:12,027 | 0:47,759 | 0:15,151 | 0:20,575 | 0:12,033 |
| Runde 6 | 0:46,321 | 0:13,969 | 0:20,293 | 0:12,059 | 0:46,381 | 0:13,960 | 0:20,139 | 0:12,282 | 0:46,513 | 0:14,085 | 0:20,460 | 0:11,968 | 0:46,447 | 0:14,135 | 0:20,055 | 0:12,257 |
| Runde 7 | 0:45,590 | 0:13,594 | 0:20,111 | 0:11,885 | 0:45,411 | 0:13,633 | 0:19,940 | 0:11,838 | 0:45,612 | 0:13,685 | 0:20,115 | 0:11,812 | 0:45,165 | 0:13,538 | 0:19,828 | 0:11,799 |
| Runde 8 | 0:45,839 | 0:13,999 | 0:20,035 | 0:11,805 | 0:46,402 | 0:14,167 | 0:20,228 | 0:12,007 | 0:46,099 | 0:13,977 | 0:19,957 | 0:12,165 | 0:44,904 | 0:13,464 | 0:19,608 | 0:11,832 |
| Runde 9 | 0:46,150 | 0:13,802 | 0:20,268 | 0:12,080 | 0:45,581 | 0:13,487 | 0:20,230 | 0:11,864 | 0:46,993 | 0:14,275 | 0:20,235 | 0:12,483 | 0:45,010 | 0:13,564 | 0:19,780 | 0:11,666 |
| Runde 10 | 0:46,378 | 0:14,738 | 0:20,038 | 0:11,602 | 0:46,079 | 0:14,284 | 0:19,906 | 0:11,889 | 0:47,079 | 0:14,858 | 0:20,411 | 0:11,810 | 0:44,808 | 0:13,228 | 0:19,654 | 0:11,926 |
| Runde 11 | 0:44,997 | 0:13,340 | 0:19,925 | 0:11,732 | 0:44,647 | 0:13,435 | 0:19,515 | 0:11,697 | 0:45,148 | 0:13,482 | 0:19,843 | 0:11,823 | 0:45,110 | 0:13,527 | 0:19,942 | 0:11,641 |
| Runde 12 | 0:45,121 | 0:13,564 | 0:19,883 | 0:11,674 | 0:45,869 | 0:13,806 | 0:20,227 | 0:11,836 | 0:45,092 | 0:13,514 | 0:19,822 | 0:11,756 | 0:44,982 | 0:13,654 | 0:19,654 | 0:11,674 |
| Runde 13 | 0:44,856 | 0:13,497 | 0:19,661 | 0:11,698 | 0:45,038 | 0:13,562 | 0:19,601 | 0:11,875 | 0:45,380 | 0:13,883 | 0:19,802 | 0:11,695 | 0:44,492 | 0:13,254 | 0:19,652 | 0:11,586 |
| Runde 14 | 0:46,324 | 0:13,796 | 0:20,749 | 0:11,779 | 0:45,245 | 0:13,486 | 0:19,971 | 0:11,788 | 0:45,261 | 0:13,437 | 0:19,882 | 0:11,942 | 0:53,732 | 0:13,690 | 0:28,194 | 0:11,848 |
| Runde 15 | 0:45,206 | 0:13,752 | 0:19,774 | 0:11,680 | 0:44,969 | 0:13,448 | 0:19,731 | 0:11,790 | 0:45,430 | 0:13,884 | 0:19,892 | 0:11,654 | 0:45,238 | 0:13,786 | 0:19,755 | 0:11,697 |
| Runde 16 | 0:46,649 | 0:14,211 | 0:20,640 | 0:11,798 | 0:46,838 | 0:14,613 | 0:20,405 | 0:11,820 | 0:45,805 | 0:13,897 | 0:20,016 | 0:11,892 | 0:45,081 | 0:13,359 | 0:19,833 | 0:11,889 |
| Runde 17 | 0:45,534 | 0:13,541 | 0:19,899 | 0:12,094 | 0:45,670 | 0:13,663 | 0:19,798 | 0:12,209 | 0:45,603 | 0:13,745 | 0:20,002 | 0:11,856 | 0:45,702 | 0:13,721 | 0:20,023 | 0:11,958 |
| Runde 18 | 0:45,389 | 0:13,964 | 0:19,667 | 0:11,758 | 0:45,823 | 0:13,982 | 0:19,965 | 0:11,876 | 0:46,094 | 0:14,031 | 0:20,074 | 0:11,989 | 0:45,988 | 0:13,957 | 0:20,084 | 0:11,947 |



DMSB-Reglir:208/2018

R 25 DJKM (OK-Junior) Race 2

Die schnellsten Zeiten

| Ort | Nr. Fahrername | Streckenl. | Zeit | Ø Speed |
|-----------|------------------------|------------|----------|-----------|
| Ziel | 139 0' sullivan,Zak | 1107 m | 0:44,163 | 90,2 km/h |
| Sektion 1 | 139 0' sullivan,Zak | 329 m | 0:13,157 | 90,0 km/h |
| Sektion 2 | 120 Spina,Alfio Andrea | 475 m | 0:19,368 | 88,3 km/h |
| Sektion 3 | 139 0' sullivan,Zak | 303 m | 0:11,508 | 94,8 km/h |


| | Smr.171 Griggs,Luca GBR LENNOX RACING TEAM theoretisch mögliche Bestzeit 0:44,455 | Smr.110 Rosam,Max DEU TR Motorsport theoretisch mögliche Bestzeit 0:44,702 | Smr.140 Scionti,Enzo USA CRG Holland theoretisch mögliche Bestzeit 0:45,083 | Smr.125 Karlsson,William SWE JP Racing theoretisch mögliche Bestzeit 0:45,862 | Smr.151 Stadtsbader,Gilles BEL Daems Racing Team theoretisch mögliche Bestzeit 0:46,302 |
|----------|--|---|--|--|--|
| best | Ziel Sektion 1 Sektion 2 Sektion 3 0:44,705 0:13,219 0:19,611 0:11,625 | Ziel Sektion 1 Sektion 2 Sektion 3 0:44,717 0:13,407 0:19,602 0:11,693 | Ziel Sektion 1 Sektion 2 Sektion 3 0:45,255 0:13,450 0:19,858 0:11,775 | Ziel Sektion 1 Sektion 2 Sektion 3 0:45,911 0:13,547 0:20,259 0:12,056 | Ziel Sektion 1 Sektion 2 Sektion 3 0:46,536 0:13,769 0:20,434 0:12,099 |
| Runde 1 | 0:49,445 0:15,765 0:21,270 0:12,410 | 0:50,683 0:15,898 0:22,017 0:12,768 | 0:50,588 0:15,856 0:22,060 0:12,672 | 0:51,220 0:15,383 0:22,891 0:12,946 | 0:51,419 0:15,688 0:22,811 0:12,970 |
| Runde 2 | 0:47,939 0:14,424 0:21,212 0:12,303 | 0:48,329 0:14,999 0:20,770 0:12,560 | 0:48,027 0:14,381 0:21,187 0:12,459 | 0:49,776 0:14,562 0:22,581 0:12,633 | 0:49,949 0:14,753 0:22,595 0:12,601 |
| Runde 3 | 0:46,233 0:13,930 0:20,232 0:12,071 | 0:46,305 0:13,781 0:20,418 0:12,106 | 0:46,911 0:14,105 0:20,708 0:12,098 | 0:48,748 0:14,077 0:20,601 0:14,070 | 0:49,293 0:14,719 0:21,017 0:13,557 |
| Runde 4 | 0:45,797 0:13,654 0:20,112 0:12,031 | 0:46,560 0:14,743 0:19,901 0:11,916 | 0:45,809 0:13,788 0:19,973 0:12,048 | 0:46,749 0:13,888 0:20,609 0:12,252 | 0:47,066 0:13,950 0:20,755 0:12,361 |
| Runde 5 | 0:53,899 0:21,125 0:20,691 0:12,083 | 0:48,015 0:15,485 0:20,746 0:11,784 | 0:49,055 0:16,894 0:20,369 0:11,792 | 0:47,312 0:14,619 0:20,534 0:12,159 | 0:47,573 0:14,632 0:20,765 0:12,176 |
| Runde 6 | 0:46,325 0:14,109 0:20,087 0:12,129 | 0:45,486 0:13,627 0:19,953 0:11,906 | 0:45,255 0:13,450 0:19,980 0:11,825 | 0:46,176 0:13,699 0:20,315 0:12,162 | 0:46,536 0:13,769 0:20,668 0:12,099 |
| Runde 7 | 0:45,306 0:13,506 0:19,994 0:11,806 | 0:45,824 0:13,701 0:19,940 0:12,183 | 0:45,742 0:13,697 0:19,877 0:12,168 | 0:45,911 0:13,596 0:20,259 0:12,056 | 0:47,136 0:14,035 0:20,434 0:12,667 |
| Runde 8 | 0:44,937 0:13,378 0:19,649 0:11,910 | 1:14,334 0:41,890 0:20,591 0:11,853 | 0:53,809 0:21,678 0:20,231 0:11,900 | 0:46,035 0:13,547 0:20,324 0:12,164 | 0:48,995 0:14,872 0:21,265 0:12,858 |
| Runde 9 | 0:44,811 0:13,387 0:19,799 0:11,625 | 0:45,658 0:13,859 0:20,106 0:11,693 | 0:47,993 0:15,195 0:20,188 0:12,610 | | |
| Runde 10 | 0:44,987 0:13,271 0:19,611 0:12,105 | 0:45,392 0:13,696 0:19,846 0:11,850 | 0:45,598 0:13,756 0:20,067 0:11,775 | | |
| Runde 11 | 0:45,087 0:13,481 0:19,901 0:11,705 | 0:44,907 0:13,468 0:19,724 0:11,715 | 0:13,495 0:19,858 | | |
| Runde 12 | 0:45,669 0:14,027 0:19,964 0:11,678 | 0:44,717 0:13,407 0:19,602 0:11,708 | | | |
| Runde 13 | 0:44,705 0:13,219 0:19,663 0:11,823 | 0:13,566 0:19,705 | | | |
| Runde 14 | 0:13,566 0:19,841 | | | | |

R 25 DJKM (OK-Junior) Race 2

Die schnellsten Zeiten

| Ort | Nr. Fahrername | Zeit | Streckenl. | Ø Speed |
|-----------|------------------------|----------|------------|-----------|
| Ziel | 139 0' sullivan,Zak | 0:44,163 | 1107 m | 90,2 km/h |
| Sektion 1 | 139 0' sullivan,Zak | 0:13,157 | 329 m | 90,0 km/h |
| Sektion 2 | 120 Spina,Alfio Andrea | 0:19,368 | 475 m | 88,3 km/h |
| Sektion 3 | 139 0' sullivan,Zak | 0:11,508 | 303 m | 94,8 km/h |

| | Stnr. 124 Heigaard,Mikkel DNK KSB RACING TEAM theoretisch mögliche Bestzeit 0:45,617 | Stnr. 143 Ten Brinke,Thomas NLD Ricky Flynn Motorsport theoretisch mögliche Bestzeit 0:45,680 | Stnr. 105 Bergmeister,Jakob DEU KSM Schumacher Racing Team theoretisch mögliche Bestzeit 0:45,484 | Stnr. 154 Bönighausen,Colin Jamie DEU KSM Schumacher Racing Team theoretisch mögliche Bestzeit 0:47,866 | Ziel |
|---------|---|--|--|--|-------------------------------|
| best | 0:45,617 | 0:45,680 | 0:45,484 | 0:47,866 | Sektion 1 Sektion 2 Sektion 3 |
| Runde 1 | 0:48,625 | 0:48,508 | 0:48,824 | 0:50,450 | 0:14,415 0:21,244 0:12,207 |
| Runde 2 | 0:47,449 | 0:47,502 | 0:47,750 | 0:47,866 | 0:15,235 0:22,525 0:12,690 |
| Runde 3 | 0:45,617 | 0:45,680 | 0:46,516 | 0:47,866 | 0:14,415 0:21,244 0:12,207 |
| Runde 4 | 0:46,477 | 0:46,665 | 0:45,484 | 0:47,866 | 0:14,550 0:28,079 |
| Runde 5 | | | | | |



NEU - 1 - NEW

| | | | | | |
|----|-----|--|----|-----|--|
| 17 | 176 | FS-RL Competition Kramer Pablo Startposition 33 | 17 | 175 | Achim Koelschbach Koelschbach Carl Louis Startposition 34 |
| 16 | 138 | Ricky Flynn Motorsport Askey Kai Startposition 31 | 16 | 125 | JP Racing Karlsson William Startposition 32 |
| 15 | 127 | Team NKS Primm Simon Connor Startposition 29 | 15 | 174 | KSM Schumacher Racing Team Rauer Fabio Startposition 30 |
| 14 | 107 | 3G Racing Hantke Nico Startposition 27 | 14 | 128 | TK Racing Øgaard Sebastian Startposition 28 |
| 13 | 115 | FS-RL Competition Litvinenko Egor Startposition 25 | 13 | 151 | Daems Racing Team Stadsbader Gilles Startposition 26 |
| 12 | 154 | KSM Schumacher Racing Team Bönighausen Colin Jamie Startposition 23 | 12 | 108 | Solgat Motorsport Weimann Jule Startposition 24 |
| 11 | 183 | Flandria Kart Sutens Jarno Startposition 21 | 11 | 169 | LENNOX RACING TEAM Revesz Levente Startposition 22 |
| 10 | 120 | CRG Holland Spina Alfio Andrea Startposition 19 | 10 | 133 | DS Kartsport Voncken Luca Startposition 20 |
| 9 | 112 | Innovate Competition Lagrotteria Antonio Startposition 17 | 9 | 126 | KSB RACING TEAM Dolischka Jordan Startposition 18 |
| 8 | 135 | RS Competition Degnbol Noah Startposition 15 | 8 | 110 | TR Motorsport Rosam Max Startposition 16 |
| 7 | 182 | LRT Lanari Racing Team Gregor Daniel Startposition 13 | 7 | 140 | CRG Holland Scionti Enzo Startposition 14 |
| 6 | 109 | KSM Schumacher Racing Team Mesch Joel Startposition 11 | 6 | 111 | Innovate Competition Naude Toni Kayla Startposition 12 |
| 5 | 105 | KSM Schumacher Racing Team Bergmeister Jakob Startposition 9 | 5 | 130 | TB Racing Team Knopp Josef Startposition 10 |
| 4 | 124 | KSB RACING TEAM Højgaard Mikkel Startposition 7 | 4 | 161 | Ward Racing Brienza Joseph Startposition 8 |
| 3 | 131 | TB Racing Team Dörr Ben Startposition 5 | 3 | 171 | LENNOX RACING TEAM Griggs Luca Startposition 6 |
| 2 | 136 | Ricky Flynn Motorsport Rees Matthew Startposition 3 | 2 | 143 | Ricky Flynn Motorsport Ten Brinke Thomas Startposition 4 |
| 1 | 145 | TONY KART RACING TEAM Van Hoepen Laurens Startposition 1 | 1 | 139 | Ricky Flynn Motorsport O'sullivan Zak Startposition 2 |

Starting DJKM (OK-Junior) Race 2

Rennen 25



DEUTSCHE KART-MEISTERSCHAFTEN 2018 27-29 / 07 / 2018

DMSB-RegNr: 206/2018

R 20 DJKM (OK-Junior) Race 1

Strecke / track: 1107

| Fahrename Driver | Van Hoepen Laurens | O'sullivan Zak | Rees Matthew | Ten Brinke Thomas | Dörr Ben | Griggs Luca | Voncken Luca | Højgaard Mikkel | Bergmeister Jakob | Scionti Enzo | Mesch Joel | Brientza Joseph |
|------------------------------|-----------------------|--------------------|--------------------|----------------------|--------------------|--------------------|--------------------|--------------------|----------------------|--------------------|--------------------|--------------------|
| schnellste Runde in Runde | 0:44,303 Rn. 18 | 0:44,177 Rn. 18 | 0:44,292 Rn. 13 | 0:44,430 Rn. 13 | 0:44,443 Rn. 13 | 0:44,183 Rn. 16 | 0:44,470 Rn. 16 | 0:44,368 Rn. 16 | 0:44,258 Rn. 17 | 0:44,239 Rn. 16 | 0:44,406 Rn. 14 | 0:44,426 Rn. 18 |
| Speed | 90,0 km/h | 90,2 km/h | 90,0 km/h | 89,7 km/h | 89,7 km/h | 90,2 km/h | 89,6 km/h | 89,8 km/h | 90,0 km/h | 90,1 km/h | 89,7 km/h | 89,7 km/h |
| Lap 1 | 0:47,276 | 0:46,955 | 0:47,714 | 0:47,164 | 0:48,077 | 0:48,893 | 0:47,307 | 0:47,626 | 0:48,644 | 0:48,337 | 0:48,640 | 0:49,007 |
| Lap 2 | 0:47,026 | 0:47,221 | 0:47,292 | 0:47,078 | 0:47,291 | 0:46,968 | 0:47,137 | 0:47,623 | 0:47,487 | 0:47,170 | 0:47,749 | 0:47,416 |
| Lap 3 | 0:46,359 | 0:46,944 | 0:46,432 | 0:46,387 | 0:46,299 | 0:46,029 | 0:46,334 | 0:46,333 | 0:45,789 | 0:46,131 | 0:45,844 | 0:45,974 |
| Lap 4 | 0:45,783 | 0:47,863 | 0:47,200 | 0:49,679 | 0:47,475 | 0:46,864 | 0:47,630 | 0:47,420 | 0:47,510 | 0:47,563 | 0:47,437 | 0:47,586 |
| Lap 5 | 0:45,352 | 0:45,513 | 0:45,787 | 0:45,764 | 0:45,721 | 0:45,739 | 0:45,453 | 0:46,157 | 0:45,724 | 0:45,824 | 0:45,714 | 0:45,797 |
| Lap 6 | 0:45,165 | 0:44,913 | 0:44,913 | 0:45,265 | 0:44,887 | 0:45,885 | 0:45,217 | 0:45,029 | 0:45,114 | 0:44,985 | 0:45,418 | 0:46,284 |
| Lap 7 | 0:45,025 | 0:44,964 | 0:44,910 | 0:44,810 | 0:44,716 | 0:44,934 | 0:45,065 | 0:44,963 | 0:44,916 | 0:44,978 | 0:45,499 | 0:44,889 |
| Lap 8 | 0:44,921 | 0:44,955 | 0:45,284 | 0:44,756 | 0:45,216 | 0:45,150 | 0:45,352 | 0:45,049 | 0:44,992 | 0:45,061 | 0:45,661 | 0:45,091 |
| Lap 9 | 0:44,789 | 0:44,570 | 0:44,572 | 0:44,652 | 0:44,680 | 0:44,515 | 0:44,623 | 0:44,909 | 0:45,143 | 0:44,840 | 0:45,221 | 0:45,338 |
| Lap 10 | 0:44,652 | 0:44,526 | 0:44,794 | 0:44,480 | 0:44,603 | 0:44,467 | 0:44,688 | 0:45,248 | 0:44,907 | 0:44,628 | 0:44,615 | 0:44,728 |
| Lap 11 | 0:44,495 | 0:44,358 | 0:45,003 | 0:44,577 | 0:45,049 | 0:44,476 | 0:44,616 | 0:44,488 | 0:44,560 | 0:44,854 | 0:44,493 | 0:44,496 |
| Lap 12 | 0:44,471 | 0:44,393 | 0:44,561 | 0:44,715 | 0:44,548 | 0:45,278 | 0:44,729 | 0:45,545 | 0:46,274 | 0:47,361 | 0:45,176 | 0:45,182 |
| Lap 13 | 0:44,343 | 0:44,368 | 0:44,292 | 0:44,430 | 0:44,443 | 0:44,725 | 0:44,615 | 0:45,012 | 0:44,676 | 0:44,618 | 0:45,281 | 0:45,090 |
| Lap 14 | 0:44,448 | 0:44,286 | 0:44,915 | 0:44,754 | 0:44,959 | 0:44,342 | 0:45,245 | 0:44,529 | 0:44,316 | 0:44,450 | 0:44,406 | 0:44,479 |
| Lap 15 | 0:44,434 | 0:44,280 | 0:44,637 | 0:44,587 | 0:44,756 | 0:44,243 | 0:44,640 | 0:44,371 | 0:44,415 | 0:44,310 | 0:44,518 | 0:44,568 |
| Lap 16 | 0:44,451 | 0:44,272 | 0:44,624 | 0:44,599 | 0:44,948 | 0:44,183 | 0:44,470 | 0:44,368 | 0:44,348 | 0:44,239 | 0:44,776 | 0:44,752 |
| Lap 17 | 0:44,392 | 0:44,315 | 0:44,751 | 0:44,835 | 0:45,058 | 0:44,984 | 0:45,650 | 0:44,594 | 0:44,258 | 0:44,248 | 0:44,426 | 0:44,555 |
| Lap 18 | 0:44,303 | 0:44,177 | 0:44,854 | 0:44,532 | 0:44,723 | 0:44,904 | 0:45,385 | 0:45,007 | 0:44,989 | 0:44,672 | 0:44,673 | 0:44,426 |



DMSB-RegNr: 206/2018

R 20 DJKM (OK-Junior) Race 1

Strecke / track: 1107

| Fahrername Driver | Rosam Max | Knopp Josef | Naude Toni Kayla | Gregor Daniel | Degmbol Noah | Lagrotteria Antonio | Dolischka Jordan | Spina Alfio Andrea | Sutens Jarno | Revesz Levente | Bönighausen Colin Jamie | Weimann Jule |
|------------------------------|--------------------|--------------------|---------------------|--------------------|--------------------|------------------------|---------------------|-----------------------|--------------------|--------------------|----------------------------|--------------------|
| schnellste Runde in Runde | 0:44,543 Rn. 15 | 0:44,714 Rn. 15 | 0:44,813 Rn. 14 | 0:44,690 Rn. 15 | 0:44,529 Rn. 16 | 0:44,801 Rn. 9 | 0:45,001 Rn. 17 | 0:44,717 Rn. 16 | 0:44,821 Rn. 15 | 0:44,636 Rn. 15 | 0:44,908 Rn. 15 | 0:45,060 Rn. 17 |
| Speed | 89,5 km/h | 89,1 km/h | 88,9 km/h | 89,2 km/h | 89,5 km/h | 89,0 km/h | 88,6 km/h | 89,1 km/h | 88,9 km/h | 89,3 km/h | 88,7 km/h | 88,4 km/h |
| Lap 1 | 0:49,464 | 0:48,609 | 0:49,399 | 0:49,391 | 0:49,587 | 0:49,231 | 0:48,845 | 0:50,860 | 0:50,032 | 0:49,379 | 0:50,677 | 0:52,916 |
| Lap 2 | 0:47,308 | 0:47,241 | 0:47,699 | 0:48,417 | 0:47,294 | 0:47,911 | 0:47,437 | 0:46,591 | 0:46,873 | 0:47,699 | 0:47,105 | 0:47,075 |
| Lap 3 | 0:46,547 | 0:46,424 | 0:46,130 | 0:46,734 | 0:46,406 | 0:47,502 | 0:46,816 | 0:48,335 | 0:50,104 | 0:48,362 | 0:48,330 | 0:46,643 |
| Lap 4 | 0:46,263 | 0:47,532 | 0:47,432 | 0:46,376 | 0:46,480 | 0:46,191 | 0:46,514 | 0:46,442 | 0:45,940 | 0:46,691 | 0:46,640 | 0:46,169 |
| Lap 5 | 0:46,066 | 0:46,516 | 0:46,478 | 0:46,346 | 0:46,206 | 0:45,932 | 0:46,210 | 0:46,077 | 0:46,280 | 0:45,737 | 0:45,825 | 0:45,892 |
| Lap 6 | 0:46,219 | 0:45,434 | 0:45,714 | 0:45,935 | 0:46,108 | 0:46,157 | 0:45,965 | 0:45,952 | 0:46,037 | 0:45,872 | 0:47,180 | 0:46,527 |
| Lap 7 | 0:45,490 | 0:45,088 | 0:45,016 | 0:45,958 | 0:46,189 | 0:45,595 | 0:45,591 | 0:45,144 | 0:45,407 | 0:45,371 | 0:45,341 | 0:45,511 |
| Lap 8 | 0:44,800 | 0:45,064 | 0:45,229 | 0:44,752 | 0:44,889 | 0:44,937 | 0:45,224 | 0:45,104 | 0:45,224 | 0:45,384 | 0:45,179 | 0:45,196 |
| Lap 9 | 0:44,821 | 0:45,026 | 0:45,089 | 0:45,037 | 0:44,810 | 0:44,801 | 0:45,471 | 0:45,492 | 0:45,164 | 0:45,428 | 0:45,263 | 0:45,836 |
| Lap 10 | 0:44,709 | 0:44,903 | 0:44,868 | 0:45,269 | 0:46,028 | 0:45,862 | 0:46,377 | 0:45,875 | 0:45,079 | 0:46,310 | 0:45,430 | 0:45,300 |
| Lap 11 | 0:44,734 | 0:44,767 | 0:45,052 | 0:45,118 | 0:44,849 | 0:44,972 | 0:45,326 | 0:45,383 | 0:45,667 | 0:45,773 | 0:45,706 | 0:45,362 |
| Lap 12 | 0:44,757 | 0:44,960 | 0:45,085 | 0:44,767 | 0:45,426 | 0:45,525 | 0:45,378 | 0:44,798 | 0:45,252 | 0:45,221 | 0:45,709 | 0:45,656 |
| Lap 13 | 0:44,759 | 0:44,855 | 0:45,302 | 0:44,819 | 0:44,990 | 0:45,434 | 0:45,271 | 0:44,867 | 0:45,181 | 0:45,354 | 0:45,092 | 0:45,105 |
| Lap 14 | 0:44,650 | 0:45,135 | 0:44,813 | 0:44,757 | 0:44,619 | 0:44,973 | 0:45,021 | 0:44,952 | 0:44,827 | 0:45,565 | 0:45,562 | 0:45,256 |
| Lap 15 | 0:44,543 | 0:44,714 | 0:45,303 | 0:44,690 | 0:44,611 | 0:44,998 | 0:45,196 | 0:44,832 | 0:44,821 | 0:44,636 | 0:44,908 | 0:45,174 |
| Lap 16 | 0:44,875 | 0:45,117 | 0:45,375 | 0:45,777 | 0:44,529 | 0:45,167 | 0:45,166 | 0:44,717 | 0:44,974 | 0:44,927 | 0:44,941 | 0:45,139 |
| Lap 17 | 0:44,834 | 0:45,644 | 0:45,908 | 0:45,166 | 0:45,006 | 0:45,059 | 0:45,001 | 0:45,051 | 0:45,003 | 0:45,027 | 0:44,960 | 0:45,060 |
| Lap 18 | 0:44,633 | 0:45,256 | 0:45,347 | 0:45,691 | 0:46,013 | 0:45,043 | 0:45,228 | 0:45,033 | 0:45,011 | 0:44,857 | 0:44,937 | 0:45,100 |

DMSB-RegNr: 206/2018

R 20 DJKM (OK-Junior) Race 1

Strecke / track: 1107

| Fahrername Driver | Litvinenko Egor | Stadtsbader Gilles | Hantke Nico | Øgaard Sebastian | Primm Simon Connor | Rauer Fabio | Askey Kai | Karsson William | Kramer Pablo | Koelschbach Carl Louis |
|------------------------------|--------------------|-----------------------|--------------------|---------------------|-----------------------|-------------------|-------------------|--------------------|-------------------|---------------------------|
| schnellste Runde in Runde | 0:44,749 Rn. 18 | 0:45,440 Rn. 10 | 0:44,671 Rn. 17 | 0:44,555 Rn. 11 | 0:44,739 Rn. 14 | 0:45,922 Rn. 6 | 0:45,861 Rn. 6 | 0:46,341 Rn. 5 | 0:50,394 Rn. 2 | |
| Speed | 89,1 km/h | 87,7 km/h | 89,2 km/h | 89,4 km/h | 89,1 km/h | 86,8 km/h | 86,9 km/h | 86,0 km/h | 79,1 km/h | |
| Lap 1 | 0:49,727 | 0:52,901 | 1:26,739 | 0:49,596 | 0:50,484 | 0:49,618 | 0:49,447 | 0:50,232 | 0:52,370 | |
| Lap 2 | 0:46,498 | 0:47,376 | 0:46,147 | 0:47,013 | 0:46,583 | 0:47,856 | 0:47,595 | 0:47,167 | 0:50,394 | |
| Lap 3 | 0:46,399 | 0:47,153 | 0:46,034 | 0:46,182 | 0:48,222 | 0:46,805 | 0:46,973 | 0:48,346 | | |
| Lap 4 | 0:45,785 | 0:46,110 | 0:45,569 | 0:47,004 | 0:46,443 | 0:46,497 | 0:46,392 | 0:46,376 | | |
| Lap 5 | 0:45,258 | 0:46,312 | 0:45,461 | 0:45,810 | 0:46,114 | 0:46,255 | 0:46,321 | 0:46,341 | | |
| Lap 6 | 0:45,468 | 0:46,094 | 0:45,397 | 0:45,440 | 0:45,958 | 0:45,922 | 0:45,861 | 0:46,799 | | |
| Lap 7 | 0:45,423 | 0:45,847 | 0:45,062 | 0:45,031 | 0:45,385 | | | | | |
| Lap 8 | 0:44,990 | 0:45,464 | 0:44,962 | 0:45,370 | 0:44,969 | | | | | |
| Lap 9 | 0:45,194 | 0:45,803 | 0:45,007 | 0:44,979 | 0:45,317 | | | | | |
| Lap 10 | 0:45,272 | 0:45,440 | 0:44,932 | 0:44,632 | 0:45,774 | | | | | |
| Lap 11 | 0:45,218 | 0:47,287 | 0:44,738 | 0:44,555 | 0:45,574 | | | | | |
| Lap 12 | 0:45,036 | 0:47,077 | 0:44,741 | 0:45,158 | 0:44,870 | | | | | |
| Lap 13 | 0:45,531 | 0:47,006 | 0:44,721 | 0:44,863 | 0:44,824 | | | | | |
| Lap 14 | 0:46,404 | 0:47,385 | 0:44,855 | 0:44,588 | 0:44,739 | | | | | |
| Lap 15 | 0:44,832 | 0:47,624 | 0:44,719 | 0:44,746 | | | | | | |
| Lap 16 | 0:44,941 | 0:47,176 | 0:45,130 | | | | | | | |
| Lap 17 | 0:45,055 | 0:47,534 | 0:44,671 | | | | | | | |
| Lap 18 | 0:44,749 | 0:47,302 | 0:44,853 | | | | | | | |

R 20 DJKM (OK-Junior) Race 1

| Ziel | | Sektion 1 | | Sektion 2 | | Sektion 3 | |
|--------------------------------|----------|-----------------------------|----------|-----------------------------|----------|-----------------------------|----------|
| Fahrername | Zeit | Fahrername | Zeit | Fahrername | Zeit | Fahrername | Zeit |
| 1 139 O' sullivan,Zak | 0:44,177 | 171 Griggs, Luca | 0:13,107 | 140 Scionti, Enzo | 0:19,379 | 171 Griggs, Luca | 0:11,514 |
| 2 171 Griggs, Luca | 0:44,183 | 139 O' sullivan,Zak | 0:13,157 | 171 Griggs, Luca | 0:19,407 | 140 Scionti, Enzo | 0:11,532 |
| 3 140 Scionti, Enzo | 0:44,239 | 120 Spina, Alfio Andrea | 0:13,162 | 139 O' sullivan,Zak | 0:19,422 | 143 Ten Brinke, Thomas | 0:11,540 |
| 4 105 Bergmeister, Jakob | 0:44,258 | 124 Højgaard, Mikkel | 0:13,172 | 105 Bergmeister, Jakob | 0:19,441 | 105 Bergmeister, Jakob | 0:11,552 |
| 5 136 Rees, Matthew | 0:44,292 | 105 Bergmeister, Jakob | 0:13,172 | 145 Van Hoepen, Laurens | 0:19,446 | 133 Voncken, Luca | 0:11,554 |
| 6 145 Van Hoepen, Laurens | 0:44,303 | 169 Revesz, Levente | 0:13,180 | 136 Rees, Matthew | 0:19,446 | 131 Dörr, Ben | 0:11,570 |
| 7 124 Højgaard, Mikkel | 0:44,368 | 128 Øgaard, Sebastian | 0:13,188 | 131 Dörr, Ben | 0:19,462 | 109 Mesch, Joel | 0:11,571 |
| 8 109 Mesch, Joel | 0:44,406 | 145 Van Hoepen, Laurens | 0:13,190 | 124 Højgaard, Mikkel | 0:19,470 | 139 O' sullivan, Zak | 0:11,582 |
| 9 161 Brienza, Joseph | 0:44,426 | 109 Mesch, Joel | 0:13,195 | 143 Ten Brinke, Thomas | 0:19,485 | 145 Van Hoepen, Laurens | 0:11,600 |
| 10 143 Ten Brinke, Thomas | 0:44,430 | 136 Rees, Matthew | 0:13,200 | 109 Mesch, Joel | 0:19,508 | 161 Brienza, Joseph | 0:11,604 |
| 11 131 Dörr, Ben | 0:44,443 | 135 Degnbol, Noah | 0:13,200 | 135 Degnbol, Noah | 0:19,513 | 136 Rees, Matthew | 0:11,607 |
| 12 133 Voncken, Luca | 0:44,470 | 140 Scionti, Enzo | 0:13,204 | 128 Øgaard, Sebastian | 0:19,520 | 110 Rosam, Max | 0:11,617 |
| 13 135 Degnbol, Noah | 0:44,529 | 182 Gregor, Daniel | 0:13,206 | 161 Brienza, Joseph | 0:19,536 | 124 Højgaard, Mikkel | 0:11,628 |
| 14 110 Rosam, Max | 0:44,543 | 161 Brienza, Joseph | 0:13,211 | 110 Rosam, Max | 0:19,554 | 182 Gregor, Daniel | 0:11,633 |
| 15 128 Øgaard, Sebastian | 0:44,555 | 183 Sütens, Jarno | 0:13,218 | 133 Voncken, Luca | 0:19,566 | 111 Naude, Toni Kayla | 0:11,637 |
| 16 169 Revesz, Levente | 0:44,636 | 133 Voncken, Luca | 0:13,236 | 120 Spina, Alfio Andrea | 0:19,566 | 128 Øgaard, Sebastian | 0:11,647 |
| 17 107 Hamtke, Nico | 0:44,671 | 107 Hamtke, Nico | 0:13,244 | 115 Litvinenko, Egor | 0:19,609 | 120 Spina, Alfio Andrea | 0:11,659 |
| 18 182 Gregor, Daniel | 0:44,690 | 143 Ten Brinke, Thomas | 0:13,245 | 111 Naude, Toni Kayla | 0:19,621 | 135 Degnbol, Noah | 0:11,664 |
| 19 130 Knopp, Josef | 0:44,714 | 112 Lagrotteria, Antonio | 0:13,254 | 130 Knopp, Josef | 0:19,639 | 127 Primm, Simon Connor | 0:11,677 |
| 20 120 Spina, Alfio Andrea | 0:44,717 | 110 Rosam, Max | 0:13,268 | 107 Hamtke, Nico | 0:19,651 | 130 Knopp, Josef | 0:11,681 |
| 21 127 Primm, Simon Connor | 0:44,739 | 115 Litvinenko, Egor | 0:13,278 | 127 Primm, Simon Connor | 0:19,664 | 112 Lagrotteria, Antonio | 0:11,685 |
| 22 115 Litvinenko, Egor | 0:44,749 | 154 Bönighausen, Colin Jami | 0:13,281 | 169 Revesz, Levente | 0:19,684 | 115 Litvinenko, Egor | 0:11,691 |
| 23 112 Lagrotteria, Antonio | 0:44,801 | 127 Primm, Simon Connor | 0:13,289 | 182 Gregor, Daniel | 0:19,716 | 126 Dolischka, Jordan | 0:11,694 |
| 24 111 Naude, Toni Kayla | 0:44,813 | 130 Knopp, Josef | 0:13,291 | 126 Dolischka, Jordan | 0:19,721 | 169 Revesz, Levente | 0:11,697 |
| 25 183 Sütens, Jarno | 0:44,821 | 131 Dörr, Ben | 0:13,297 | 108 Weimann, Jule | 0:19,741 | 107 Hamtke, Nico | 0:11,707 |
| 26 154 Bönighausen, Colin Jami | 0:44,908 | 108 Weimann, Jule | 0:13,305 | 183 Sütens, Jarno | 0:19,770 | 108 Weimann, Jule | 0:11,710 |
| 27 126 Dolischka, Jordan | 0:45,001 | 151 Stadtsbader, Gilles | 0:13,355 | 154 Bönighausen, Colin Jami | 0:19,771 | 183 Sütens, Jarno | 0:11,717 |
| 28 108 Weimann, Jule | 0:45,060 | 111 Naude, Toni Kayla | 0:13,396 | 112 Lagrotteria, Antonio | 0:19,822 | 154 Bönighausen, Colin Jami | 0:11,732 |
| 29 151 Stadtsbader, Gilles | 0:45,440 | 126 Dolischka, Jordan | 0:13,472 | 151 Stadtsbader, Gilles | 0:19,938 | 174 Rauer, Fabio | 0:11,833 |
| 30 138 Askey, Kai | 0:45,861 | 125 Karlsson, William | 0:13,595 | 138 Askey, Kai | 0:19,955 | 151 Stadtsbader, Gilles | 0:11,897 |
| 31 174 Rauer, Fabio | 0:45,922 | 138 Askey, Kai | 0:13,709 | 174 Rauer, Fabio | 0:20,035 | 138 Askey, Kai | 0:11,950 |
| 32 125 Karlsson, William | 0:46,341 | 174 Rauer, Fabio | 0:13,790 | 125 Karlsson, William | 0:20,444 | 125 Karlsson, William | 0:11,986 |
| 33 176 Kramer, Pablo | 0:50,394 | 176 Kramer, Pablo | 0:15,008 | 176 Kramer, Pablo | 0:21,540 | 176 Kramer, Pablo | 0:13,350 |
| 34 175 Koelschbach, Carl Louis | | 175 Koelschbach, Carl Louis | | 175 Koelschbach, Carl Louis | | 175 Koelschbach, Carl Louis | |

DMSB-Reglir: 208/2018

R 20 DJKM (OK-Junior) Race 1

Die schnellsten Zeiten

| Ort | Nr. Fahrername | Streckl. | Zeit | Ø Speed |
|-----------|---------------------|----------|----------|-----------|
| Ziel | 139 0' sullivan,Zak | 1107 m | 0:44,177 | 90,2 km/h |
| Sektion 1 | 171 Griggs,Luca | 329 m | 0:13,107 | 90,4 km/h |
| Sektion 2 | 140 Sciomi,Enzo | 475 m | 0:19,379 | 88,2 km/h |
| Sektion 3 | 171 Griggs,Luca | 303 m | 0:11,514 | 94,7 km/h |

| | Smr.145 Van Hoepen,Laurens NLD TONY KART RACING TEAM | Smr.139 0' sullivan,Zak GBR | Smr.136 Rees,Matthew GBR | Smr.143 Ten Brinke,Thomas NLD | Smr.131 Dörr,Ben DEU TB Racing Team |
|----------|--|--|--|--|--|
| | theoretisch mögliche Bestzeit 0:44,236 | theoretisch mögliche Bestzeit 0:44,161 | theoretisch mögliche Bestzeit 0:44,253 | theoretisch mögliche Bestzeit 0:44,270 | theoretisch mögliche Bestzeit 0:44,329 |
| Ziel | Sektion 1 0:13,190 Sektion 2 0:19,446 Sektion 3 0:11,600 | Sektion 1 0:13,157 Sektion 2 0:19,422 Sektion 3 0:11,582 | Sektion 1 0:13,200 Sektion 2 0:19,446 Sektion 3 0:11,607 | Sektion 1 0:13,245 Sektion 2 0:19,485 Sektion 3 0:11,540 | Sektion 1 0:13,297 Sektion 2 0:19,462 Sektion 3 0:11,570 |
| Runde 1 | 0:47,276 0:14,623 0:20,513 0:12,140 | 0:46,955 0:14,220 0:20,608 0:12,127 | 0:47,714 0:15,030 0:20,539 0:12,145 | 0:47,164 0:14,427 0:20,461 0:12,276 | 0:48,077 0:15,276 0:20,667 0:12,134 |
| Runde 2 | 0:47,026 0:14,134 0:20,537 0:12,355 | 0:47,221 0:14,062 0:20,822 0:12,337 | 0:47,292 0:14,190 0:20,903 0:12,199 | 0:47,078 0:13,893 0:20,737 0:12,448 | 0:47,291 0:14,125 0:20,988 0:12,178 |
| Runde 3 | 0:46,359 0:13,839 0:20,493 0:12,027 | 0:46,944 0:14,390 0:20,540 0:12,014 | 0:46,432 0:13,883 0:20,459 0:12,090 | 0:46,387 0:13,843 0:20,520 0:12,024 | 0:46,299 0:13,724 0:20,583 0:11,992 |
| Runde 4 | 0:45,783 0:13,684 0:20,194 0:11,905 | 0:47,863 0:13,834 0:22,092 0:11,937 | 0:47,200 0:13,898 0:21,341 0:11,961 | 0:49,679 0:14,020 0:23,636 0:12,023 | 0:47,475 0:13,982 0:21,508 0:11,985 |
| Runde 5 | 0:45,352 0:13,527 0:19,941 0:11,884 | 0:45,513 0:13,631 0:20,092 0:11,790 | 0:45,787 0:13,844 0:20,121 0:11,822 | 0:45,764 0:13,784 0:20,130 0:11,850 | 0:45,721 0:13,743 0:20,174 0:11,804 |
| Runde 6 | 0:45,165 0:13,428 0:19,869 0:11,868 | 0:44,913 0:13,378 0:19,688 0:11,847 | 0:44,913 0:13,378 0:19,688 0:11,847 | 0:45,265 0:13,661 0:19,940 0:11,664 | 0:44,887 0:13,424 0:19,717 0:11,746 |
| Runde 7 | 0:45,025 0:13,467 0:19,779 0:11,779 | 0:44,964 0:13,417 0:19,890 0:11,657 | 0:44,910 0:13,423 0:19,798 0:11,689 | 0:44,810 0:13,356 0:19,854 0:11,600 | 0:44,716 0:13,330 0:19,737 0:11,649 |
| Runde 8 | 0:44,921 0:13,425 0:19,688 0:11,808 | 0:44,955 0:13,662 0:19,644 0:11,649 | 0:45,284 0:13,803 0:19,853 0:11,628 | 0:44,756 0:13,314 0:19,755 0:11,687 | 0:45,216 0:13,731 0:19,824 0:11,661 |
| Runde 9 | 0:44,789 0:13,389 0:19,683 0:11,717 | 0:44,570 0:13,324 0:19,588 0:11,658 | 0:44,572 0:13,378 0:19,529 0:11,665 | 0:44,652 0:13,264 0:19,779 0:11,609 | 0:44,680 0:13,444 0:19,666 0:11,570 |
| Runde 10 | 0:44,652 0:13,312 0:19,598 0:11,742 | 0:44,526 0:13,252 0:19,653 0:11,621 | 0:44,794 0:13,435 0:19,539 0:11,820 | 0:44,480 0:13,449 0:19,491 0:11,540 | 0:44,603 0:13,313 0:19,552 0:11,738 |
| Runde 11 | 0:44,495 0:13,271 0:19,558 0:11,666 | 0:44,358 0:13,260 0:19,508 0:11,590 | 0:45,003 0:13,661 0:19,725 0:11,617 | 0:44,577 0:13,359 0:19,673 0:11,545 | 0:45,049 0:13,683 0:19,712 0:11,654 |
| Runde 12 | 0:44,471 0:13,267 0:19,499 0:11,705 | 0:44,393 0:13,271 0:19,540 0:11,582 | 0:44,561 0:13,256 0:19,473 0:11,832 | 0:44,715 0:13,478 0:19,597 0:11,640 | 0:44,548 0:13,358 0:19,462 0:11,728 |
| Runde 13 | 0:44,343 0:13,190 0:19,494 0:11,659 | 0:44,368 0:13,214 0:19,563 0:11,591 | 0:44,292 0:13,239 0:19,446 0:11,607 | 0:44,430 0:13,245 0:19,485 0:11,700 | 0:44,443 0:13,297 0:19,475 0:11,671 |
| Runde 14 | 0:44,448 0:13,391 0:19,448 0:11,609 | 0:44,286 0:13,189 0:19,500 0:11,597 | 0:44,915 0:13,250 0:19,636 0:11,729 | 0:44,754 0:13,481 0:19,607 0:11,666 | 0:44,959 0:13,586 0:19,737 0:11,636 |
| Runde 15 | 0:44,434 0:13,268 0:19,545 0:11,621 | 0:44,280 0:13,192 0:19,480 0:11,608 | 0:44,637 0:13,323 0:19,619 0:11,695 | 0:44,587 0:13,434 0:19,608 0:11,545 | 0:44,756 0:13,539 0:19,572 0:11,645 |
| Runde 16 | 0:44,451 0:13,221 0:19,602 0:11,628 | 0:44,272 0:13,170 0:19,470 0:11,632 | 0:44,624 0:13,293 0:19,592 0:11,739 | 0:44,599 0:13,246 0:19,784 0:11,569 | 0:44,948 0:13,305 0:19,988 0:11,655 |
| Runde 17 | 0:44,392 0:13,277 0:19,515 0:11,600 | 0:44,315 0:13,172 0:19,531 0:11,612 | 0:44,751 0:13,512 0:19,579 0:11,660 | 0:44,835 0:13,356 0:19,845 0:11,634 | 0:45,058 0:13,462 0:19,940 0:11,656 |
| Runde 18 | 0:44,303 0:13,229 0:19,446 0:11,628 | 0:44,177 0:13,157 0:19,422 0:11,598 | 0:44,854 0:13,200 0:19,635 0:12,019 | 0:44,532 0:13,334 0:19,589 0:11,609 | 0:44,723 0:13,527 0:19,580 0:11,616 |



DMSB-Reglir:208/2018

R 20 DJKM (OK-Junior) Race 1

Die schnellsten Zeiten

| Ort | Nr. Fahrername | Streckl. | Zeit | ø Speed |
|-----------|---------------------|----------|----------|-----------|
| Ziel | 139 O' sullivan,Zak | 1107 m | 0:44,177 | 90,2 km/h |
| Sektion 1 | 171 Griggs, Luca | 329 m | 0:13,107 | 90,4 km/h |
| Sektion 2 | 140 Sciomti, Enzo | 475 m | 0:19,379 | 88,2 km/h |
| Sektion 3 | 171 Griggs, Luca | 303 m | 0:11,514 | 94,7 km/h |

| | Smr.171 Griggs, Luca GBR LENNOX RACING TEAM theoretisch mögliche Bestzeit 0:44,028 | Smr.133 Voncken, Luca DEU DS Kartsport theoretisch mögliche Bestzeit 0:44,356 | Smr.124 Hejgaard, Mikkel DNK KSB RACING TEAM theoretisch mögliche Bestzeit 0:44,270 | Smr.105 Bergmeister, Jakob DEU KSM Schumacher Racing Team theoretisch mögliche Bestzeit 0:44,165 | Smr.140 Sciomti, Enzo USA CRG Holland theoretisch mögliche Bestzeit 0:44,115 |
|----------|---|--|--|---|---|
| best | 0:44,183 | 0:13,107 | 0:19,407 | 0:11,514 | 0:44,239 |
| Runde 1 | 0:48,893 | 0:15,346 | 0:21,189 | 0:12,358 | 0:48,337 |
| Runde 2 | 0:46,968 | 0:13,971 | 0:20,897 | 0:12,100 | 0:47,170 |
| Runde 3 | 0:46,029 | 0:13,770 | 0:20,213 | 0:12,046 | 0:46,131 |
| Runde 4 | 0:46,864 | 0:13,588 | 0:21,245 | 0:12,031 | 0:47,563 |
| Runde 5 | 0:45,739 | 0:13,684 | 0:20,152 | 0:11,903 | 0:45,824 |
| Runde 6 | 0:45,885 | 0:14,039 | 0:19,948 | 0:11,898 | 0:44,985 |
| Runde 7 | 0:44,934 | 0:13,331 | 0:19,820 | 0:11,783 | 0:44,978 |
| Runde 8 | 0:45,150 | 0:13,585 | 0:19,804 | 0:11,761 | 0:45,061 |
| Runde 9 | 0:44,515 | 0:13,282 | 0:19,636 | 0:11,597 | 0:44,840 |
| Runde 10 | 0:44,467 | 0:13,161 | 0:19,643 | 0:11,663 | 0:44,628 |
| Runde 11 | 0:44,476 | 0:13,391 | 0:19,511 | 0:11,574 | 0:44,854 |
| Runde 12 | 0:45,278 | 0:13,455 | 0:20,085 | 0:11,788 | 0:47,361 |
| Runde 13 | 0:44,725 | 0:13,424 | 0:19,603 | 0:11,698 | 0:44,618 |
| Runde 14 | 0:44,342 | 0:13,235 | 0:19,424 | 0:11,683 | 0:44,450 |
| Runde 15 | 0:44,243 | 0:13,169 | 0:19,453 | 0:11,621 | 0:44,310 |
| Runde 16 | 0:44,183 | 0:13,107 | 0:19,407 | 0:11,669 | 0:44,239 |
| Runde 17 | 0:44,984 | 0:13,380 | 0:19,861 | 0:11,743 | 0:44,248 |
| Runde 18 | 0:44,904 | 0:13,616 | 0:19,774 | 0:11,514 | 0:44,672 |

R 20 DJKM (OK-Junior) Race 1

Die schnellsten Zeiten

| Ort | Nr. Fahrername | Streckenl. | Zeit | Ø Speed |
|-----------|---------------------|------------|----------|-----------|
| Ziel | 139 O' sullivan,Zak | 1107 m | 0:44,177 | 90,2 km/h |
| Sektion 1 | 171 Griggs, Luca | 329 m | 0:13,107 | 90,4 km/h |
| Sektion 2 | 140 Sciomi, Enzo | 475 m | 0:19,379 | 88,2 km/h |
| Sektion 3 | 171 Griggs, Luca | 303 m | 0:11,514 | 94,7 km/h |

| | Smr.109 Mesch,Joel DEU KSM Schumacher Racing Team theoretisch mögliche Bestzeit 0:44,274 | Smr.161 Brienza,Joseph USA Ward Racing theoretisch mögliche Bestzeit 0:44,351 | Smr.110 Rosam,Max DEU TR Motorsport theoretisch mögliche Bestzeit 0:44,439 | Smr.130 Knopp,Josef CZE TB Racing Team theoretisch mögliche Bestzeit 0:44,611 | Smr.111 Naude,Toni Kayla CHE Innovate Competition theoretisch mögliche Bestzeit 0:44,654 |
|----------|---|--|---|--|---|
| best | 0:44,406 | 0:13,195 | 0:19,508 | 0:11,571 | 0:44,413 |
| Runde 1 | 0:48,640 | 0:15,534 | 0:20,829 | 0:12,277 | 0:49,399 |
| Runde 2 | 0:47,749 | 0:14,063 | 0:21,555 | 0:12,131 | 0:47,699 |
| Runde 3 | 0:45,844 | 0:13,747 | 0:20,199 | 0:11,898 | 0:46,130 |
| Runde 4 | 0:47,437 | 0:13,908 | 0:21,512 | 0:12,017 | 0:47,432 |
| Runde 5 | 0:45,714 | 0:13,710 | 0:20,154 | 0:11,850 | 0:46,478 |
| Runde 6 | 0:45,418 | 0:13,914 | 0:19,801 | 0:11,703 | 0:45,714 |
| Runde 7 | 0:45,499 | 0:13,413 | 0:20,377 | 0:11,709 | 0:45,016 |
| Runde 8 | 0:45,661 | 0:13,835 | 0:20,038 | 0:11,788 | 0:45,229 |
| Runde 9 | 0:45,221 | 0:13,956 | 0:19,658 | 0:11,607 | 0:45,089 |
| Runde 10 | 0:44,615 | 0:13,377 | 0:19,546 | 0:11,692 | 0:45,089 |
| Runde 11 | 0:44,493 | 0:13,311 | 0:19,576 | 0:11,606 | 0:44,868 |
| Runde 12 | 0:45,176 | 0:13,491 | 0:19,954 | 0:11,731 | 0:45,052 |
| Runde 13 | 0:45,281 | 0:13,633 | 0:20,027 | 0:11,621 | 0:45,085 |
| Runde 14 | 0:44,406 | 0:13,327 | 0:19,508 | 0:11,571 | 0:45,302 |
| Runde 15 | 0:44,518 | 0:13,263 | 0:19,569 | 0:11,686 | 0:44,813 |
| Runde 16 | 0:44,776 | 0:13,195 | 0:19,890 | 0:11,691 | 0:45,303 |
| Runde 17 | 0:44,426 | 0:13,236 | 0:19,557 | 0:11,633 | 0:45,375 |
| Runde 18 | 0:44,673 | 0:13,392 | 0:19,566 | 0:11,715 | 0:45,908 |
| | | | | | 0:45,347 |
| | | | | | 0:13,679 |
| | | | | | 0:19,815 |
| | | | | | 0:11,853 |
| | | | | | 0:12,218 |
| | | | | | 0:12,483 |
| | | | | | 0:12,164 |
| | | | | | 0:11,952 |
| | | | | | 0:12,164 |
| | | | | | 0:12,062 |
| | | | | | 0:11,693 |
| | | | | | 0:11,685 |
| | | | | | 0:11,850 |
| | | | | | 0:11,667 |
| | | | | | 0:11,701 |
| | | | | | 0:11,664 |
| | | | | | 0:11,785 |
| | | | | | 0:11,748 |
| | | | | | 0:11,889 |
| | | | | | 0:12,044 |
| | | | | | 0:11,703 |
| | | | | | 0:12,227 |
| | | | | | 0:11,853 |

DMSB-Reg Nr.: 208/2018

R 20 DJKM (OK-Junior) Race 1

Die schnellsten Zeiten

| Ort | Nr. Fahrername | Streckentl. | Zeit | Ø Speed |
|-----------|---------------------|-------------|----------|-----------|
| Ziel | 139 O' sullivan,Zak | 1107 m | 0:44,177 | 90,2 km/h |
| Sektion 1 | 171 Griggs, Luca | 329 m | 0:13,107 | 90,4 km/h |
| Sektion 2 | 140 Sciomti, Enzo | 475 m | 0:19,379 | 88,2 km/h |
| Sektion 3 | 171 Griggs, Luca | 303 m | 0:11,514 | 94,7 km/h |

| | Snr.:182 Gregor, Daniel DEU LRT Lunari Racing Team theoretisch mögliche Bestzeit 0:44,555 | Snr.:135 Degnbol, Noah DNK RS Competition theoretisch mögliche Bestzeit 0:44,377 | Snr.:112 Lagrotteria, Antonio CHE Innovate Competition theoretisch mögliche Bestzeit 0:44,761 | Snr.:126 Dolischka, Jordan AUT KSB RACING TEAM theoretisch mögliche Bestzeit 0:44,887 | Snr.:120 Spino, Alfio Andrea ITA CRG Holland theoretisch mögliche Bestzeit 0:44,387 |
|----------|--|---|--|--|--|
| best | 0:44,690 0:13,206 0:19,716 0:11,633 | 0:44,529 0:13,200 0:19,513 0:11,664 | 0:44,801 0:13,254 0:19,822 0:11,685 | 0:45,001 0:13,472 0:19,721 0:11,694 | 0:44,717 0:13,162 0:19,566 0:11,659 |
| Runde 1 | 0:49,391 0:16,098 0:20,841 0:12,452 | 0:49,587 0:16,201 0:20,840 0:12,546 | 0:49,231 0:16,141 0:20,967 0:12,123 | 0:48,845 0:15,545 0:21,108 0:12,192 | 0:50,860 0:17,014 0:21,447 0:12,399 |
| Runde 2 | 0:48,417 0:14,548 0:21,272 0:12,597 | 0:47,294 0:14,046 0:20,632 0:12,616 | 0:47,911 0:14,147 0:21,073 0:12,691 | 0:47,437 0:14,219 0:21,070 0:12,148 | 0:46,591 0:13,618 0:20,638 0:12,335 |
| Runde 3 | 0:46,734 0:13,798 0:20,398 0:12,538 | 0:46,406 0:14,014 0:20,179 0:12,213 | 0:47,502 0:14,824 0:20,724 0:11,954 | 0:46,816 0:13,926 0:20,429 0:12,461 | 0:48,335 0:14,665 0:21,322 0:12,348 |
| Runde 4 | 0:46,376 0:14,035 0:20,328 0:12,013 | 0:46,480 0:14,332 0:20,338 0:11,810 | 0:46,191 0:13,591 0:20,526 0:12,074 | 0:46,514 0:14,053 0:20,345 0:12,116 | 0:46,442 0:13,772 0:20,534 0:12,136 |
| Runde 5 | 0:46,346 0:13,765 0:20,798 0:11,783 | 0:46,206 0:13,971 0:20,404 0:11,831 | 0:45,932 0:13,564 0:20,495 0:11,873 | 0:46,210 0:13,746 0:20,497 0:11,967 | 0:46,077 0:14,081 0:20,254 0:11,742 |
| Runde 6 | 0:45,935 0:13,823 0:20,253 0:11,859 | 0:46,108 0:13,870 0:20,428 0:11,810 | 0:46,157 0:13,738 0:20,633 0:11,786 | 0:45,965 0:14,023 0:20,105 0:11,837 | 0:45,952 0:13,957 0:20,070 0:11,925 |
| Runde 7 | 0:45,958 0:14,161 0:20,068 0:11,729 | 0:46,189 0:14,234 0:20,149 0:11,806 | 0:45,595 0:13,771 0:19,987 0:11,837 | 0:45,591 0:13,723 0:20,026 0:11,842 | 0:45,144 0:13,419 0:19,912 0:11,813 |
| Runde 8 | 0:44,752 0:13,293 0:19,826 0:11,633 | 0:44,889 0:13,399 0:19,743 0:11,747 | 0:44,937 0:13,368 0:19,855 0:11,714 | 0:45,224 0:13,602 0:13,602 0:11,737 | 0:45,104 0:13,375 0:19,749 0:11,980 |
| Runde 9 | 0:45,037 0:13,344 0:19,895 0:11,798 | 0:44,810 0:13,305 0:19,701 0:11,804 | 0:44,801 0:13,294 0:19,822 0:11,685 | 0:45,471 0:13,524 0:20,139 0:11,808 | 0:45,492 0:13,802 0:19,762 0:11,928 |
| Runde 10 | 0:45,269 0:13,715 0:19,798 0:11,756 | 0:46,028 0:13,965 0:20,020 0:12,043 | 0:45,862 0:13,886 0:20,144 0:11,832 | 0:46,377 0:14,433 0:20,079 0:11,865 | 0:45,875 0:14,068 0:19,951 0:11,856 |
| Runde 11 | 0:45,118 0:13,591 0:19,855 0:11,672 | 0:44,849 0:13,441 0:19,513 0:11,895 | 0:44,972 0:13,361 0:19,884 0:11,727 | 0:45,326 0:13,566 0:20,008 0:11,752 | 0:45,383 0:13,624 0:19,916 0:11,843 |
| Runde 12 | 0:44,767 0:13,217 0:19,719 0:11,831 | 0:45,426 0:13,200 0:20,094 0:12,132 | 0:45,525 0:13,263 0:20,208 0:12,054 | 0:45,378 0:13,572 0:19,906 0:11,900 | 0:44,798 0:13,296 0:19,782 0:11,720 |
| Runde 13 | 0:44,819 0:13,357 0:19,779 0:11,683 | 0:44,990 0:13,577 0:19,653 0:11,760 | 0:45,434 0:13,836 0:19,854 0:11,744 | 0:45,271 0:13,663 0:19,914 0:11,694 | 0:44,867 0:13,502 0:19,652 0:11,713 |
| Runde 14 | 0:44,757 0:13,268 0:19,772 0:11,717 | 0:44,619 0:13,356 0:19,536 0:11,727 | 0:44,973 0:13,254 0:19,896 0:11,823 | 0:45,021 0:13,472 0:19,853 0:11,696 | 0:44,952 0:13,281 0:19,868 0:11,803 |
| Runde 15 | 0:44,690 0:13,206 0:19,716 0:11,768 | 0:44,611 0:13,382 0:19,565 0:11,664 | 0:44,998 0:13,331 0:19,859 0:11,808 | 0:45,196 0:13,635 0:19,764 0:11,797 | 0:44,832 0:13,511 0:19,566 0:11,755 |
| Runde 16 | 0:45,777 0:13,284 0:20,728 0:11,765 | 0:44,529 0:13,241 0:19,583 0:11,705 | 0:45,167 0:13,397 0:19,939 0:11,831 | 0:45,166 0:13,571 0:19,866 0:11,729 | 0:44,717 0:13,162 0:19,858 0:11,697 |
| Runde 17 | 0:45,166 0:13,259 0:19,756 0:12,151 | 0:45,006 0:13,353 0:19,638 0:12,015 | 0:45,059 0:13,368 0:19,878 0:11,813 | 0:45,001 0:13,566 0:19,721 0:11,714 | 0:45,051 0:13,694 0:19,698 0:11,659 |
| Runde 18 | 0:45,691 0:13,748 0:20,121 0:11,822 | 0:46,013 0:13,750 0:20,258 0:12,005 | 0:45,043 0:13,269 0:19,946 0:11,828 | 0:45,228 0:13,487 0:19,829 0:11,912 | 0:45,033 0:13,490 0:19,788 0:11,755 |



DMSB-Reg Nr. 206/2018

R 20 DJKM (OK-Junior) Race 1

Die schnellsten Zeiten

| Ort | Nr. Fahrername | Streckenkil. | Ø Speed |
|-----------|---------------------|--------------|-----------|
| Ziel | 139 O' sullivan,Zak | 1107 m | 90,2 km/h |
| Sektion 1 | 171 Griggs, Luca | 329 m | 90,4 km/h |
| Sektion 2 | 140 Sciomi, Enzo | 475 m | 88,2 km/h |
| Sektion 3 | 171 Griggs, Luca | 303 m | 94,7 km/h |


| | Snr. 183 Sutens, Jarno BEL Flandria Kart | | Snr. 169 Revesz, Levente HUN LENNOX RACING TEAM | | Snr. 154 Böninghausen, Colin Jamie DEU KSM Schumacher Racing Team | | Snr. 108 Weimann, Jule DEU Solgat Motorsport | | Snr. 115 Litvinenko, Egor DEU FS-RL Competition | | | | | | | | | | | |
|----------|--|----------|---|----------|---|----------|--|----------|---|----------|----------|----------|----------|----------|----------|----------|----------|----------|----------|----------|
| | theoretisch mögliche Bestzeit | Ziel | theoretisch mögliche Bestzeit | Ziel | theoretisch mögliche Bestzeit | Ziel | theoretisch mögliche Bestzeit | Ziel | theoretisch mögliche Bestzeit | Ziel | | | | | | | | | | |
| best | 0:44,821 | 0:13,218 | 0:19,770 | 0:11,717 | 0:44,636 | 0:13,180 | 0:19,684 | 0:11,697 | 0:44,908 | 0:13,281 | 0:19,771 | 0:11,732 | 0:45,060 | 0:13,305 | 0:19,741 | 0:11,710 | 0:44,749 | 0:13,278 | 0:19,609 | 0:11,691 |
| Runde 1 | 0:50,032 | 0:16,431 | 0:21,325 | 0:12,276 | 0:49,379 | 0:15,940 | 0:20,976 | 0:12,463 | 0:50,677 | 0:17,290 | 0:21,157 | 0:12,230 | 0:52,916 | 0:18,733 | 0:21,856 | 0:12,327 | 0:49,727 | 0:15,725 | 0:21,671 | 0:12,331 |
| Runde 2 | 0:46,873 | 0:13,673 | 0:20,634 | 0:12,566 | 0:47,699 | 0:13,956 | 0:20,926 | 0:12,817 | 0:47,105 | 0:13,774 | 0:20,754 | 0:12,577 | 0:47,075 | 0:14,165 | 0:20,818 | 0:12,092 | 0:46,498 | 0:13,917 | 0:20,405 | 0:12,176 |
| Runde 3 | 0:50,104 | 0:14,155 | 0:23,620 | 0:12,329 | 0:48,362 | 0:14,992 | 0:21,261 | 0:12,109 | 0:48,330 | 0:14,475 | 0:21,660 | 0:12,195 | 0:46,643 | 0:13,644 | 0:20,693 | 0:12,306 | 0:46,399 | 0:13,826 | 0:20,484 | 0:12,089 |
| Runde 4 | 0:45,940 | 0:13,586 | 0:20,307 | 0:12,047 | 0:46,691 | 0:13,832 | 0:20,678 | 0:12,181 | 0:46,640 | 0:13,874 | 0:20,552 | 0:12,214 | 0:46,169 | 0:13,930 | 0:20,207 | 0:12,032 | 0:45,785 | 0:13,842 | 0:20,022 | 0:11,921 |
| Runde 5 | 0:46,280 | 0:13,824 | 0:20,338 | 0:12,118 | 0:45,737 | 0:13,697 | 0:20,193 | 0:11,847 | 0:45,825 | 0:13,761 | 0:20,135 | 0:11,929 | 0:45,892 | 0:13,612 | 0:20,307 | 0:11,973 | 0:45,258 | 0:13,458 | 0:19,898 | 0:11,902 |
| Runde 6 | 0:46,037 | 0:13,712 | 0:20,273 | 0:12,052 | 0:45,872 | 0:13,892 | 0:20,035 | 0:11,945 | 0:47,180 | 0:14,229 | 0:21,085 | 0:11,866 | 0:46,527 | 0:14,059 | 0:20,293 | 0:12,175 | 0:45,468 | 0:13,833 | 0:19,907 | 0:11,728 |
| Runde 7 | 0:45,407 | 0:13,479 | 0:19,982 | 0:11,946 | 0:45,371 | 0:13,494 | 0:20,036 | 0:11,841 | 0:45,341 | 0:13,524 | 0:19,955 | 0:11,862 | 0:45,511 | 0:13,690 | 0:19,968 | 0:11,853 | 0:45,423 | 0:13,742 | 0:19,927 | 0:11,754 |
| Runde 8 | 0:45,224 | 0:13,508 | 0:19,907 | 0:11,809 | 0:45,384 | 0:13,391 | 0:19,923 | 0:12,070 | 0:45,179 | 0:13,382 | 0:19,973 | 0:11,824 | 0:45,196 | 0:13,519 | 0:19,911 | 0:11,766 | 0:44,990 | 0:13,517 | 0:19,648 | 0:11,825 |
| Runde 9 | 0:45,164 | 0:13,410 | 0:19,875 | 0:11,879 | 0:45,428 | 0:13,555 | 0:19,828 | 0:12,045 | 0:45,263 | 0:13,610 | 0:19,897 | 0:11,756 | 0:45,836 | 0:13,884 | 0:19,988 | 0:12,014 | 0:45,194 | 0:13,438 | 0:19,849 | 0:11,907 |
| Runde 10 | 0:45,079 | 0:13,373 | 0:19,931 | 0:11,775 | 0:46,310 | 0:14,479 | 0:20,054 | 0:11,777 | 0:45,430 | 0:13,498 | 0:20,136 | 0:11,796 | 0:45,300 | 0:13,719 | 0:19,833 | 0:11,748 | 0:45,272 | 0:13,659 | 0:19,695 | 0:11,918 |
| Runde 11 | 0:45,667 | 0:13,926 | 0:19,959 | 0:11,782 | 0:45,773 | 0:13,762 | 0:19,838 | 0:12,173 | 0:45,706 | 0:13,956 | 0:19,913 | 0:11,837 | 0:45,362 | 0:13,790 | 0:19,817 | 0:11,755 | 0:45,218 | 0:13,751 | 0:19,676 | 0:11,791 |
| Runde 12 | 0:45,252 | 0:13,529 | 0:19,793 | 0:11,930 | 0:45,221 | 0:13,459 | 0:19,914 | 0:11,848 | 0:45,709 | 0:13,814 | 0:20,024 | 0:11,871 | 0:45,656 | 0:13,977 | 0:19,926 | 0:11,753 | 0:45,036 | 0:13,624 | 0:19,721 | 0:11,691 |
| Runde 13 | 0:45,181 | 0:13,341 | 0:19,913 | 0:11,927 | 0:45,354 | 0:13,395 | 0:20,039 | 0:11,920 | 0:45,092 | 0:13,414 | 0:19,946 | 0:11,732 | 0:45,105 | 0:13,305 | 0:20,090 | 0:11,710 | 0:45,531 | 0:13,577 | 0:20,189 | 0:11,765 |
| Runde 14 | 0:44,827 | 0:13,278 | 0:19,779 | 0:11,770 | 0:45,565 | 0:13,825 | 0:19,903 | 0:11,837 | 0:45,562 | 0:13,545 | 0:20,168 | 0:11,849 | 0:45,256 | 0:13,520 | 0:19,931 | 0:11,805 | 0:46,404 | 0:13,330 | 0:21,340 | 0:11,734 |
| Runde 15 | 0:44,821 | 0:13,334 | 0:19,770 | 0:11,717 | 0:44,636 | 0:13,180 | 0:19,759 | 0:11,697 | 0:44,908 | 0:13,319 | 0:19,854 | 0:11,735 | 0:45,174 | 0:13,309 | 0:19,999 | 0:11,866 | 0:44,832 | 0:13,278 | 0:19,706 | 0:11,848 |
| Runde 16 | 0:44,974 | 0:13,218 | 0:19,838 | 0:11,918 | 0:44,927 | 0:13,227 | 0:19,881 | 0:11,819 | 0:44,941 | 0:13,281 | 0:19,901 | 0:11,759 | 0:45,139 | 0:13,373 | 0:19,941 | 0:11,825 | 0:44,941 | 0:13,333 | 0:19,845 | 0:11,763 |
| Runde 17 | 0:45,003 | 0:13,316 | 0:19,820 | 0:11,867 | 0:45,027 | 0:13,296 | 0:19,824 | 0:11,907 | 0:44,960 | 0:13,355 | 0:19,860 | 0:11,745 | 0:45,060 | 0:13,359 | 0:19,873 | 0:11,828 | 0:45,055 | 0:13,452 | 0:19,770 | 0:11,833 |
| Runde 18 | 0:45,011 | 0:13,332 | 0:19,837 | 0:11,842 | 0:44,857 | 0:13,206 | 0:19,684 | 0:11,967 | 0:44,937 | 0:13,348 | 0:19,771 | 0:11,818 | 0:45,100 | 0:13,406 | 0:19,741 | 0:11,953 | 0:44,749 | 0:13,385 | 0:19,609 | 0:11,755 |

R 20 DJKM (OK-Junior) Race 1

Die schnellsten Zeiten

| Ort | Nr. Fahrername | Streckentl. | Zeit | Ø Speed |
|-----------|---------------------|-------------|----------|-----------|
| Ziel | 139 O' sullivan,Zak | 1107 m | 0:44,177 | 90,2 km/h |
| Sektion 1 | 171 Griggs, Luca | 329 m | 0:13,107 | 90,4 km/h |
| Sektion 2 | 140 Sciomi, Enzo | 475 m | 0:19,379 | 88,2 km/h |
| Sektion 3 | 171 Griggs, Luca | 303 m | 0:11,514 | 94,7 km/h |

| | Snr.151 Stadsbader, Gilles BEL Dreems Racing Team theoretisch mögliche Bestzeit 0:45,190 | Snr.107 Hamtke,Nico DEU 3G Racing theoretisch mögliche Bestzeit 0:44,602 | Snr.128 Øgaard,Sebastian DNK TK Racing theoretisch mögliche Bestzeit 0:44,355 | Snr.127 Primm,Simon Connor DEU Team NKS theoretisch mögliche Bestzeit 0:44,630 | Snr.174 Rauer,Fabio DEU KSM Schumacher Racing Team theoretisch mögliche Bestzeit 0:45,658 |
|----------|---|---|--|---|--|
| best | 0:45,440 0:13,355 0:19,938 0:11,897 | 0:44,671 0:13,244 0:19,651 0:11,707 | 0:44,555 0:13,188 0:19,520 0:11,647 | 0:44,739 0:13,289 0:19,664 0:11,677 | 0:45,922 0:13,790 0:20,035 0:11,833 |
| Runde 1 | 0:52,901 0:18,366 0:21,905 0:12,630 | 1:26,739 0:50,624 0:23,820 0:12,295 | 0:49,596 0:16,079 0:21,135 0:12,382 | 0:50,484 0:16,721 0:21,437 0:12,326 | 0:49,618 0:16,254 0:20,938 0:12,426 |
| Runde 2 | 0:47,376 0:13,930 0:21,168 0:12,278 | 0:46,147 0:13,721 0:20,357 0:12,069 | 0:47,013 0:13,958 0:20,979 0:12,076 | 0:46,583 0:13,896 0:20,656 0:12,031 | 0:47,856 0:13,970 0:21,746 0:12,140 |
| Runde 3 | 0:47,153 0:13,742 0:21,282 0:12,129 | 0:46,034 0:13,757 0:20,222 0:12,055 | 0:46,182 0:13,757 0:20,447 0:11,978 | 0:48,222 0:14,453 0:21,687 0:12,082 | 0:46,805 0:14,067 0:20,256 0:12,482 |
| Runde 4 | 0:46,110 0:13,578 0:20,316 0:12,216 | 0:45,569 0:13,484 0:20,156 0:11,929 | 0:47,004 0:13,590 0:21,492 0:11,922 | 0:46,443 0:13,741 0:20,566 0:12,136 | 0:46,497 0:14,171 0:20,249 0:12,077 |
| Runde 5 | 0:46,312 0:13,905 0:20,363 0:12,044 | 0:45,461 0:13,528 0:20,058 0:11,875 | 0:45,810 0:13,687 0:20,279 0:11,844 | 0:46,114 0:13,972 0:20,242 0:11,900 | 0:46,255 0:13,790 0:20,471 0:11,994 |
| Runde 6 | 0:46,094 0:13,694 0:20,382 0:12,018 | 0:45,397 0:13,543 0:20,022 0:11,832 | 0:45,440 0:13,669 0:19,951 0:11,820 | 0:45,958 0:13,791 0:20,368 0:11,799 | 0:45,922 0:14,054 0:20,035 0:11,833 |
| Runde 7 | 0:45,847 0:13,927 0:20,023 0:11,897 | 0:45,062 0:13,355 0:19,867 0:11,840 | 0:45,031 0:13,506 0:19,725 0:11,800 | 0:45,385 0:13,641 0:19,882 0:11,862 | 0:17,000 |
| Runde 8 | 0:45,464 0:13,583 0:19,938 0:11,943 | 0:44,962 0:13,364 0:19,757 0:11,841 | 0:45,370 0:13,608 0:19,997 0:11,765 | 0:44,969 0:13,492 0:19,764 0:11,713 | |
| Runde 9 | 0:45,803 0:13,835 0:20,047 0:11,921 | 0:45,007 0:13,402 0:19,839 0:11,766 | 0:44,979 0:13,555 0:19,675 0:11,749 | 0:45,317 0:13,608 0:19,959 0:11,750 | |
| Runde 10 | 0:45,440 0:13,355 0:19,986 0:12,099 | 0:44,932 0:13,366 0:19,826 0:11,740 | 0:44,632 0:13,229 0:19,554 0:11,849 | 0:45,774 0:13,973 0:19,982 0:11,819 | |
| Runde 11 | 0:47,287 0:14,281 0:20,674 0:12,332 | 0:44,738 0:13,269 0:19,728 0:11,741 | 0:44,555 0:13,302 0:19,556 0:11,697 | 0:45,574 0:13,846 0:19,860 0:11,868 | |
| Runde 12 | 0:47,077 0:14,476 0:20,349 0:12,252 | 0:44,741 0:13,250 0:19,751 0:11,740 | 0:45,158 0:13,377 0:20,030 0:11,751 | 0:44,870 0:13,420 0:19,762 0:11,688 | |
| Runde 13 | 0:47,006 0:14,305 0:20,463 0:12,238 | 0:44,721 0:13,353 0:19,651 0:11,717 | 0:44,863 0:13,574 0:19,642 0:11,647 | 0:44,824 0:13,479 0:19,668 0:11,677 | |
| Runde 14 | 0:47,385 0:14,298 0:20,735 0:12,352 | 0:44,855 0:13,304 0:19,811 0:11,740 | 0:44,588 0:13,289 0:19,520 0:11,779 | 0:44,739 0:13,289 0:19,664 0:11,786 | |
| Runde 15 | 0:47,624 0:14,765 0:20,456 0:12,403 | 0:44,719 0:13,253 0:19,759 0:11,707 | 0:44,746 0:13,234 0:19,815 0:11,697 | 0:13,607 | |
| Runde 16 | 0:47,176 0:14,137 0:20,809 0:12,230 | 0:45,130 0:13,459 0:19,846 0:11,825 | 0:13,188 | | |
| Runde 17 | 0:47,534 0:14,751 0:20,511 0:12,272 | 0:44,671 0:13,244 0:19,691 0:11,736 | | | |
| Runde 18 | 0:47,302 0:14,449 0:20,447 0:12,406 | 0:44,853 0:13,272 0:19,850 0:11,731 | | | |



DMSB-Reglir:208/2018

R 20 DJKM (OK-Junior) Race 1

Die schnellsten Zeiten

| Ort | Nr. Fahrername | Zeit | Streckenl. | ø Speed |
|-----------|---------------------|----------|------------|-----------|
| Ziel | 139 O' sullivan,Zak | 0:44,177 | 1107 m | 90,2 km/h |
| Sektion 1 | 171 Griggs,Luca | 0:13,107 | 329 m | 90,4 km/h |
| Sektion 2 | 140 Sciomfi,Enzo | 0:19,379 | 475 m | 88,2 km/h |
| Sektion 3 | 171 Griggs,Luca | 0:11,514 | 303 m | 94,7 km/h |

| | Snr.138 Askey,Kai GBR Ricky Flynn Motorsport theoretisch mögliche Bestzeit 0:45,614 | Snr.125 Karlsson,William SWE JP Racing theoretisch mögliche Bestzeit 0:46,025 | Snr.176 Kramer,Pablo DEU FS-RL Competition theoretisch mögliche Bestzeit 0:49,898 | Snr.175 Koelschbach,Carl Louis DEU Achim Koelschbach theoretisch mögliche Bestzeit 0:00,000 |
|---------|--|--|--|--|
| best | Ziel Sektion 1 Sektion 2 Sektion 3 0:45,861 0:13,709 0:19,955 0:11,950 | Ziel Sektion 1 Sektion 2 Sektion 3 0:46,341 0:13,595 0:20,444 0:11,986 | Ziel Sektion 1 Sektion 2 Sektion 3 0:50,394 0:15,008 0:21,540 0:13,350 | Ziel Sektion 1 Sektion 2 Sektion 3 |
| Runde 1 | 0:49,447 0:16,212 0:21,130 0:12,105 | 0:50,232 0:16,314 0:21,493 0:12,425 | 0:52,370 0:16,203 0:22,631 0:13,536 | |
| Runde 2 | 0:47,595 0:14,381 0:21,012 0:12,202 | 0:47,167 0:13,907 0:21,030 0:12,230 | 0:50,394 0:15,008 0:22,036 0:13,350 | |
| Runde 3 | 0:46,973 0:14,008 0:20,301 0:12,664 | 0:48,346 0:14,155 0:21,998 0:12,193 | 0:15,096 0:21,540 | |
| Runde 4 | 0:46,392 0:14,022 0:20,240 0:12,130 | 0:46,376 0:13,595 0:20,568 0:12,213 | | |
| Runde 5 | 0:46,321 0:13,709 0:20,524 0:12,088 | 0:46,341 0:13,906 0:20,449 0:11,986 | | |
| Runde 6 | 0:45,861 0:13,956 0:19,955 0:11,950 | 0:46,799 0:14,256 0:20,444 0:12,099 | | |
| Runde 7 | 7:11,675 | 0:14,209 0:21,044 | | |

Warm Up DJKM (OK-Junior)

Strecke / track: 1107m
 started: 34 classified: 34 not classified: 0

Doc. 53

| Pos | Str. Nr. | Fahrer Driver | Nation | Bewerber/Sponsor | Nation | Lizenz/B-Lizenz | Chassis/Motor/Reifen | Runden Laps | Gesamtzeit Differenz | Abstand Gap | beste Runde best Lap | in L. | o Geschw. o Speed |
|-----|----------|--------------------------|--------|----------------------------|--------|-----------------------------|--------------------------------|-------------|----------------------|-------------|----------------------|-------|-------------------|
| 1 | 139 | O'Sullivan, Zak | GBR | Ricky Flynn Motorsport | GBR | 274547 162392 | FA Kart / Vortex / Vega | 11 | | | 0:43,944 | 5 | 90,7 km/h |
| 2 | 145 | Van Hoepen, Laurens | NLD | TONY KART RACING TEAM | ITA | 39403 296168 | TONY KART / VORTEX / Vega | 13 | 0:00,110 | 0:00,110 | 0:44,054 | 13 | 90,5 km/h |
| 3 | 143 | Ten Brinke, Thomas | NLD | Ricky Flynn Motorsport | GBR | 40662 162392 | FA Kart / Vortex / Vega | 13 | 0:00,188 | 0:00,078 | 0:44,132 | 10 | 90,3 km/h |
| 4 | 107 | Hantke, Nico | DEU | 3G Racing | DEU | IKCJ 1145936 KBF 1164077 | Tony Kart / Parilla / Vega | 14 | 0:00,203 | 0:00,015 | 0:44,147 | 5 | 90,3 km/h |
| 5 | 171 | Griggs, Luca | GBR | LENNOX RACING TEAM | ITA | 298409 322955 | Exprit / Vortex / Vega | 14 | 0:00,205 | 0:00,002 | 0:44,149 | 13 | 90,3 km/h |
| 6 | 133 | Voncken, Luca | DEU | DS Kartsport | DEU | IKCJ 1153982 KBF 1154357 | Mach1 / TM / Vega | 11 | 0:00,238 | 0:00,033 | 0:44,182 | 10 | 90,2 km/h |
| 7 | 120 | Spina, Alfio Andrea | ITA | CRG Holland | NLD | 366688 15521 | CRG / TM / Vega | 13 | 0:00,254 | 0:00,016 | 0:44,198 | 13 | 90,2 km/h |
| 8 | 140 | Scionti, Enzo | USA | CRG Holland | NLD | K1845-SK-18 JR-c 15521 | CRG / TM / Vega | 13 | 0:00,376 | 0:00,122 | 0:44,320 | 10 | 89,9 km/h |
| 9 | 124 | Højgaard, Mikkel | DNK | KSB RACING TEAM | AUT | 53445 BK 002 | Kosmic / Vortex / Vega | 13 | 0:00,397 | 0:00,021 | 0:44,341 | 13 | 89,9 km/h |
| 10 | 128 | Øgaard, Sebastian | DNK | TK Racing | DNK | 55995 52208 | FA Kart / TM / Vega | 13 | 0:00,433 | 0:00,036 | 0:44,377 | 12 | 89,8 km/h |
| 11 | 135 | Degnbol, Noah | DNK | RS Competition | DNK | 65659 36053 | Tony Kart / Vortex / Vega | 13 | 0:00,475 | 0:00,042 | 0:44,419 | 12 | 89,7 km/h |
| 12 | 176 | Kramer, Pablo | DEU | FS-RL Competition | DEU | IKJ 1151450 KBF 1132168 | CRG / TM / Vega | 13 | 0:00,486 | 0:00,011 | 0:44,430 | 5 | 89,7 km/h |
| 13 | 130 | Knopp, Josef | CZE | TB Racing Team | DEU | 1017 KBF 1116906 | Kart Republic / Parilla / Vega | 13 | 0:00,522 | 0:00,036 | 0:44,466 | 13 | 89,6 km/h |
| 14 | 131 | Dörr, Ben | DEU | TB Racing Team | DEU | IKCJ 1162845 KBF 1116906 | Kart Republic / Parilla / Vega | 11 | 0:00,532 | 0:00,010 | 0:44,476 | 8 | 89,6 km/h |
| 15 | 105 | Bergmeister, Jakob | DEU | KSM Schumacher Racing Team | DEU | IKCJ 1156048 KBF 1067587 | Tony Kart / Vortex / Vega | 13 | 0:00,582 | 0:00,050 | 0:44,526 | 13 | 89,5 km/h |
| 16 | 127 | Primm, Simon Connor | DEU | Team NKS | DEU | IKCJ 1171081 KBF 1050071 | DR / TM / Vega | 13 | 0:00,632 | 0:00,050 | 0:44,576 | 10 | 89,4 km/h |
| 17 | 138 | Askey, Kai | GBR | Ricky Flynn Motorsport | GBR | 296774 162392 | FA Kart / Vortex / Vega | 13 | 0:00,636 | 0:00,004 | 0:44,580 | 13 | 89,4 km/h |
| 18 | 182 | Gregor, Daniel | DEU | LRT Lanari Racing Team | DEU | IKCJ 1168157 KBF 1159049 | Kart Republic / IAME / Vega | 13 | 0:00,649 | 0:00,013 | 0:44,593 | 13 | 89,4 km/h |
| 19 | 136 | Rees, Matthew | GBR | Ricky Flynn Motorsport | GBR | 252931 162392 | FA Kart / Vortex / Vega | 13 | 0:00,686 | 0:00,037 | 0:44,630 | 11 | 89,3 km/h |
| 20 | 169 | Revesz, Levente | HUN | LENNOX RACING TEAM | ITA | 5746 322955 | EXPRIX / Vortex / Vega | 13 | 0:00,699 | 0:00,013 | 0:44,643 | 13 | 89,3 km/h |
| 21 | 161 | Brienza, Joseph | USA | Ward Racing | SWE | K1852-SK-18 JR-C 102 | Tonykart / Vortex / Vega | 13 | 0:00,747 | 0:00,048 | 0:44,691 | 11 | 89,2 km/h |
| 22 | 175 | Koelschbach, Carl Louis | DEU | Achim Koelschbach | DEU | IKC 1172727 BEK 1194935 | Sodi / IAME / Vega | 5 | 0:00,791 | 0:00,044 | 0:44,735 | 4 | 89,1 km/h |
| 23 | 183 | Sutens, Jarno | BEL | Flandria Kart | BEL | 913125 910131 | RK / IAME / Vega | 13 | 0:00,839 | 0:00,048 | 0:44,783 | 11 | 89,0 km/h |
| 24 | 126 | Dolischka, Jorden | AUT | KSB RACING TEAM | AUT | JK 2107 BK 002 | Kosmic / Vortex / Vega | 13 | 0:00,889 | 0:00,050 | 0:44,833 | 13 | 88,9 km/h |
| 25 | 112 | Lagrotteria, Antonio | CHE | Innovate Competition | CHE | 500238 500033 | Exprit / TM / Vega | 12 | 0:00,912 | 0:00,023 | 0:44,856 | 6 | 88,8 km/h |
| 26 | 151 | Stadsbader, Gilles | BEL | Doems Racing Team | BEL | 910062 910430 | TonyKart / Vortex / Vega | 12 | 0:00,929 | 0:00,017 | 0:44,873 | 10 | 88,8 km/h |
| 27 | 108 | Weimann, Jule | DEU | Solgat Motorsport | DEU | IKCJ 1159312 KBF1079882 | Birel / TM / Vega | 12 | 0:00,985 | 0:00,056 | 0:44,929 | 12 | 88,7 km/h |
| 28 | 111 | Naude, Toni Kayla | CHE | Innovate Competition | CHE | 500287 500033 | Exprit / TM / Vega | 13 | 0:00,996 | 0:00,011 | 0:44,940 | 10 | 88,7 km/h |
| 29 | 174 | Rauer, Fabio | DEU | KSM Schumacher Racing Team | DEU | IKCJ 1164921 KBF 1067587 | TonyKart / Vortex / Vega | 13 | 0:01,059 | 0:00,063 | 0:45,003 | 10 | 88,6 km/h |
| 30 | 115 | Litvinenko, Egor | DEU | FS-RL Competition | DEU | IKCJ 1181442 KBF 1132168 | CRG / TM / Vega | 13 | 0:01,072 | 0:00,013 | 0:45,016 | 12 | 88,5 km/h |
| 31 | 110 | Rosam, Max | DEU | TR Motorsport | DEU | IKCJ1162238 KBF 1080519 | Jesolo / TM / Vega | 13 | 0:01,097 | 0:00,025 | 0:45,041 | 13 | 88,5 km/h |
| 32 | 154 | Bönighausen, Colin Jamie | DEU | KSM Schumacher Racing Team | DEU | IKCJ 1179397 KBF 1067587 | Tony Kart / Vortex / Vega | 13 | 0:01,235 | 0:00,138 | 0:45,179 | 6 | 88,2 km/h |
| 33 | 109 | Mesch, Joel | DEU | KSM Schumacher Racing Team | DEU | IKCJ 1179312 KBF 1067587 | Tony Kart / Vortex / Vega | 11 | 0:01,316 | 0:00,081 | 0:45,260 | 8 | 88,1 km/h |
| 34 | 125 | Karlsson, William | SWE | JP Racing | SWE | 200510185879 105 | Exprit / TM / Vega | 7 | 0:02,059 | 0:00,743 | 0:46,003 | 6 | 86,6 km/h |

Rennleitung: Volker Ehekircher Racedirektor: Thomas Lainer
 Sportkommissare: Thomas Ferrero / Ulrich Bell / Peter Brings / Tobias Amann
 Techn. Kommissare: H.-J. Dangers / A.Sengpiel / M. Grasshoff / C. Schmidt / D.Pietzko
 Zeitnahme: KART-DATA timing service Franz Schieszler / Martin Summerer



DEUTSCHE KART-MEISTERSCHAFTEN 2018 27-29 / 07 / 2018

DMSB-RegNr: 206/2018

Warm Up DJKM (OK-Junior)

Strecke / track: 1107 started: 34 classified: 34 not classified: 0

| Fahrename Driver | O'sullivan Zak | Van Hoepen Laurens | Ten Brinke Thomas | Hantke Nico | Griggs Luca | Voncken Luca | Spina Alfio Andrea | Sciomi Enzo | Højgaard Mikkel | Øgaard Sebastian | Degnbol Noah | Kramer Pablo |
|------------------------------|-------------------|-----------------------|----------------------|-------------------|--------------------|--------------------|-----------------------|--------------------|--------------------|---------------------|--------------------|-------------------|
| schnellste Runde in Runde | 0:43,944 Rn. 5 | 0:44,054 Rn. 13 | 0:44,132 Rn. 10 | 0:44,147 Rn. 5 | 0:44,149 Rn. 13 | 0:44,182 Rn. 10 | 0:44,198 Rn. 13 | 0:44,320 Rn. 10 | 0:44,341 Rn. 13 | 0:44,377 Rn. 12 | 0:44,419 Rn. 12 | 0:44,430 Rn. 5 |
| Speed | 90,7 km/h | 90,5 km/h | 90,3 km/h | 90,3 km/h | 90,3 km/h | 90,2 km/h | 90,2 km/h | 89,9 km/h | 89,9 km/h | 89,8 km/h | 89,7 km/h | 89,7 km/h |
| Lap 1 | 0:48,004 | 0:48,760 | 0:49,913 | 0:49,252 | 0:49,167 | 0:52,975 | 0:51,967 | 0:48,429 | 0:51,079 | 0:49,156 | 0:49,174 | 0:51,037 |
| Lap 2 | 0:44,408 | 0:46,128 | 0:45,104 | 0:45,599 | 0:46,300 | 0:53,059 | 0:46,318 | 0:46,792 | 0:46,048 | 0:45,449 | 0:45,843 | 0:46,490 |
| Lap 3 | 0:44,372 | 0:46,993 | 0:44,713 | 0:44,644 | 0:45,573 | 0:48,036 | 0:45,679 | 0:45,642 | 0:45,043 | 0:45,107 | 0:45,379 | 0:44,976 |
| Lap 4 | 0:44,080 | 0:45,330 | 0:44,324 | 0:44,283 | 0:44,964 | 0:45,006 | 0:46,770 | 0:45,886 | 0:45,415 | 0:44,796 | 0:45,015 | 0:45,087 |
| Lap 5 | 0:43,944 | 0:44,414 | 0:44,513 | 0:44,147 | 0:44,788 | 0:44,425 | 0:45,629 | 0:44,647 | 0:44,869 | 0:44,594 | 0:44,900 | 0:44,430 |
| Lap 6 | 0:44,396 | 0:44,761 | 0:44,412 | 0:44,747 | 0:44,739 | 0:44,608 | 0:44,860 | 0:44,472 | 0:44,594 | 0:50,925 | 0:44,891 | 0:45,115 |
| Lap 7 | 0:44,710 | 0:44,302 | 0:44,264 | 0:44,697 | 0:44,936 | 0:45,031 | 0:45,572 | 0:44,445 | 0:44,837 | 0:44,861 | 0:45,106 | 0:44,670 |
| Lap 8 | 0:44,659 | 0:44,384 | 0:44,549 | 0:44,517 | 0:44,531 | 2:35,786 | 0:45,224 | 0:44,565 | 0:45,104 | 0:45,566 | 0:44,488 | 0:44,732 |
| Lap 9 | 0:44,986 | 0:44,846 | 0:44,533 | 0:44,241 | 0:44,395 | 0:46,173 | 0:45,560 | 0:44,739 | 0:44,453 | 0:44,847 | 0:44,542 | 0:45,072 |
| Lap 10 | 0:44,483 | 0:44,415 | 0:44,132 | 0:44,372 | 0:44,470 | 0:44,182 | 0:48,641 | 0:44,320 | 0:44,584 | 0:44,997 | 0:44,829 | 0:45,924 |
| Lap 11 | 0:44,075 | 0:44,293 | 0:44,138 | 0:44,187 | 0:44,366 | 0:44,510 | 0:46,766 | 0:44,594 | 0:45,175 | 0:44,605 | 0:44,953 | 0:44,620 |
| Lap 12 | | 0:44,285 | 0:45,139 | 0:44,445 | 0:44,433 | | 0:45,047 | 0:44,450 | 0:44,554 | 0:44,377 | 0:44,419 | 0:44,612 |
| Lap 13 | | 0:44,054 | 0:44,165 | 0:44,728 | 0:44,149 | | 0:44,198 | 0:44,519 | 0:44,341 | 0:44,416 | 0:45,652 | 0:44,746 |
| Lap 14 | | | | 0:44,521 | 0:44,403 | | | | | | | |

DMSB-RegNr: 206/2018

Warm Up DJKM (OK-Junior)

Strecke / track: 1107 started: 34 classified: 34 not classified: 0

| Fahrername Driver | Knopp Josef | Dörr Ben | Bergmeister Jakob | Primm Simon Connor | Askey Kai | Gregor Daniel | Rees Matthew | Revesz Levente | Brienza Joseph | Koelschbach Carl Louis | Sutens Jarno | Dolischka Jorden |
|------------------------------|--------------------|-------------------|----------------------|-----------------------|--------------------|--------------------|--------------------|--------------------|--------------------|---------------------------|--------------------|---------------------|
| schnellste Runde in Runde | 0:44,466 Rn. 13 | 0:44,476 Rn. 8 | 0:44,526 Rn. 13 | 0:44,576 Rn. 10 | 0:44,580 Rn. 13 | 0:44,593 Rn. 13 | 0:44,630 Rn. 11 | 0:44,643 Rn. 13 | 0:44,691 Rn. 11 | 0:44,735 Rn. 4 | 0:44,783 Rn. 11 | 0:44,833 Rn. 13 |
| Speed | 89,6 km/h | 89,6 km/h | 89,5 km/h | 89,4 km/h | 89,4 km/h | 89,4 km/h | 89,3 km/h | 89,3 km/h | 89,2 km/h | 89,1 km/h | 89,0 km/h | 88,9 km/h |
| Lap 1 | 0:53,541 | 0:47,790 | 0:49,365 | 0:50,489 | 0:49,647 | 0:49,569 | 0:50,876 | 0:50,191 | 0:49,099 | 0:48,430 | 0:49,864 | 0:51,389 |
| Lap 2 | 0:46,714 | 0:45,323 | 0:45,813 | 0:47,021 | 0:46,872 | 0:46,738 | 0:46,866 | 0:46,404 | 0:45,841 | 0:45,132 | 0:46,073 | 0:46,545 |
| Lap 3 | 0:45,152 | 0:48,817 | 0:45,478 | 0:45,277 | 0:44,901 | 0:45,647 | 0:45,208 | 0:45,924 | 0:45,084 | 0:44,857 | 0:45,574 | 0:46,060 |
| Lap 4 | 0:46,471 | 0:44,530 | 0:46,652 | 0:45,504 | 0:45,345 | 0:47,081 | 0:46,557 | 0:47,082 | 0:45,004 | 0:44,735 | 0:45,038 | 0:45,639 |
| Lap 5 | 0:45,459 | 0:44,515 | 0:45,033 | 0:44,843 | 0:45,066 | 0:45,074 | 0:44,784 | 0:45,731 | 0:44,731 | 0:45,041 | 0:45,783 | 0:45,292 |
| Lap 6 | 0:45,165 | 0:44,601 | 0:44,557 | 0:44,972 | 0:44,852 | 0:44,953 | 0:45,370 | 0:45,877 | 0:48,504 | 0:45,188 | 0:45,188 | 0:45,376 |
| Lap 7 | 0:45,089 | 0:44,563 | 0:44,743 | 0:45,226 | 0:45,398 | 0:44,728 | 0:44,867 | 0:45,535 | 0:44,933 | 0:45,071 | 0:45,071 | 0:45,198 |
| Lap 8 | 0:44,835 | 0:44,476 | 0:44,713 | 0:45,184 | 0:44,866 | 0:44,809 | 0:44,702 | 0:45,153 | 0:45,168 | 0:44,784 | 0:44,784 | 0:45,107 |
| Lap 9 | 0:45,272 | 0:44,541 | 0:44,648 | 0:44,798 | 0:44,674 | 0:45,465 | 0:44,897 | 0:45,229 | 0:45,033 | 0:44,902 | 0:44,902 | 0:45,670 |
| Lap 10 | 0:45,035 | 0:44,755 | 0:44,562 | 0:44,576 | 0:44,674 | 0:44,653 | 0:45,028 | 0:45,211 | 0:45,106 | 0:44,859 | 0:44,859 | 0:45,343 |
| Lap 11 | 0:44,526 | 0:44,480 | 0:44,813 | 0:44,853 | 0:44,834 | 0:44,620 | 0:44,630 | 0:44,880 | 0:44,691 | 0:44,783 | 0:44,783 | 0:45,044 |
| Lap 12 | 0:44,734 | | 0:44,711 | 0:44,675 | 0:45,937 | 0:44,660 | 0:44,724 | 0:45,073 | 0:44,707 | 0:45,082 | 0:45,082 | 0:45,046 |
| Lap 13 | 0:44,466 | | 0:44,526 | 0:44,642 | 0:44,580 | 0:44,593 | 0:44,973 | 0:44,643 | 0:44,848 | 0:44,984 | 0:44,984 | 0:44,833 |
| Lap 14 | | | | | | | | | | | | |

DMSB-RegNr: 206/2018

Warm Up DJKM (OK-Junior)

Strecke / track: 1107 started: 34 classified: 34 not classified: 0

| Fahrername Driver | Lagrotteria Antonio | Stadtbader Gilles | Weimann Jule | Naude Toni Kayla | Rauer Fabio | Litvinenko Egor | Rosam Max | Bönighausen Colin Jamie | Mesch Joel | Karlsson William |
|------------------------------|------------------------|----------------------|--------------------|---------------------|--------------------|--------------------|--------------------|----------------------------|-------------------|---------------------|
| schnellste Runde in Runde | 0:44,856 Rn. 6 | 0:44,873 Rn. 10 | 0:44,929 Rn. 12 | 0:44,940 Rn. 10 | 0:45,003 Rn. 10 | 0:45,016 Rn. 12 | 0:45,041 Rn. 13 | 0:45,179 Rn. 6 | 0:45,260 Rn. 8 | 0:46,003 Rn. 6 |
| Speed | 88,8 km/h | 88,8 km/h | 88,7 km/h | 88,7 km/h | 88,6 km/h | 88,5 km/h | 88,5 km/h | 88,2 km/h | 88,1 km/h | 86,6 km/h |
| Lap 1 | 0:48,930 | 1:26,252 | 0:51,192 | 0:48,814 | 0:49,967 | 0:50,144 | 0:50,022 | 0:52,681 | 0:50,829 | 0:50,249 |
| Lap 2 | 0:45,905 | 0:46,722 | 0:46,798 | 0:46,148 | 0:46,093 | 0:46,744 | 0:46,649 | 0:46,694 | 0:46,815 | 0:47,165 |
| Lap 3 | 0:45,384 | 0:45,478 | 0:45,981 | 0:44,950 | 0:45,525 | 0:45,667 | 0:45,702 | 0:46,126 | 0:45,314 | 0:46,430 |
| Lap 4 | 0:45,301 | 0:45,232 | 0:45,464 | 0:45,624 | 0:45,645 | 0:45,160 | 0:49,142 | 0:46,141 | 0:45,971 | 0:47,421 |
| Lap 5 | 0:45,330 | 0:45,706 | 0:44,973 | 0:46,586 | 0:45,525 | 0:45,122 | 0:45,596 | 0:45,859 | 0:45,436 | 0:46,334 |
| Lap 6 | 0:44,856 | 0:44,992 | 1:28,245 | 0:45,030 | 0:45,574 | 0:45,356 | 0:45,513 | 0:45,179 | 0:47,184 | 0:46,003 |
| Lap 7 | 0:45,694 | 0:45,571 | 0:49,121 | 0:46,485 | 0:45,222 | 0:45,727 | 0:45,641 | 0:45,454 | 0:45,441 | 0:47,288 |
| Lap 8 | 0:47,642 | 0:45,077 | 0:45,395 | 0:51,107 | 0:45,455 | 0:45,708 | 0:45,337 | 0:45,263 | 0:45,260 | |
| Lap 9 | 0:46,303 | 0:44,938 | 0:44,971 | 0:45,889 | 0:45,829 | 0:46,285 | 0:45,519 | 0:45,300 | 1:51,360 | |
| Lap 10 | 0:45,103 | 0:44,873 | 0:45,061 | 0:44,940 | 0:45,003 | 0:45,905 | 0:45,704 | 0:45,342 | 0:47,733 | |
| Lap 11 | 0:45,103 | 0:46,124 | 0:45,180 | 0:45,009 | 0:45,122 | 0:45,311 | 0:45,408 | 0:45,249 | 0:45,377 | |
| Lap 12 | 0:45,213 | 0:45,319 | 0:44,929 | 0:45,325 | 0:45,058 | 0:45,016 | 0:45,453 | 0:45,343 | | |
| Lap 13 | | | | 0:45,213 | 0:45,088 | 0:45,923 | 0:45,041 | 0:45,332 | | |
| Lap 14 | | | | | | | | | | |

Warm Up DJKM (OK-Junior)

| Ziel | | | Sektion 1 | | | Sektion 2 | | | Sektion 3 | | |
|-------------------------------|----------|--|----------------------------|----------|--|----------------------------|----------|--|----------------------------|----------|--|
| Fahrername | Zeit | | Fahrername | Zeit | | Fahrername | Zeit | | Fahrername | Zeit | |
| 1 139 O'sullivan,Zak | 0:43,944 | | 139 O'sullivan,Zak | 0:13,071 | | 145 Van Hoepen,Laurens | 0:19,329 | | 139 O'sullivan,Zak | 0:11,427 | |
| 2 145 Van Hoepen,Laurens | 0:44,054 | | 124 Hojgaard,Mikkel | 0:13,110 | | 171 Griggs,Luca | 0:19,333 | | 143 Ten Brinke,Thomas | 0:11,451 | |
| 3 143 Ten Brinke,Thomas | 0:44,132 | | 120 Spina,Alfio Andrea | 0:13,127 | | 139 O'sullivan,Zak | 0:19,346 | | 133 Voncken,Luca | 0:11,483 | |
| 4 107 Hanke,Nico | 0:44,147 | | 107 Hanke,Nico | 0:13,131 | | 107 Hanke,Nico | 0:19,360 | | 176 Kramer,Pablo | 0:11,530 | |
| 5 171 Griggs,Luca | 0:44,149 | | 171 Griggs,Luca | 0:13,135 | | 133 Voncken,Luca | 0:19,366 | | 145 Van Hoepen,Laurens | 0:11,537 | |
| 6 133 Voncken,Luca | 0:44,182 | | 145 Van Hoepen,Laurens | 0:13,140 | | 143 Ten Brinke,Thomas | 0:19,411 | | 107 Hanke,Nico | 0:11,538 | |
| 7 120 Spina,Alfio Andrea | 0:44,198 | | 143 Ten Brinke,Thomas | 0:13,143 | | 140 Scionti,Enzo | 0:19,446 | | 131 Dörr,Ben | 0:11,584 | |
| 8 140 Scionti,Enzo | 0:44,320 | | 131 Dörr,Ben | 0:13,154 | | 124 Hojgaard,Mikkel | 0:19,448 | | 136 Rees,Matthew | 0:11,587 | |
| 9 124 Hojgaard,Mikkel | 0:44,341 | | 169 Revesz,Levente | 0:13,174 | | 120 Spina,Alfio Andrea | 0:19,451 | | 105 Bergmeister,Jakob | 0:11,592 | |
| 10 128 Øgaard,Sebastian | 0:44,377 | | 135 Degnbol,Noah | 0:13,181 | | 105 Bergmeister,Jakob | 0:19,476 | | 171 Griggs,Luca | 0:11,597 | |
| 11 135 Degnbol,Noah | 0:44,419 | | 183 Suteis,Jarno | 0:13,184 | | 128 Øgaard,Sebastian | 0:19,485 | | 128 Øgaard,Sebastian | 0:11,601 | |
| 12 176 Kramer,Pablo | 0:44,430 | | 140 Scionti,Enzo | 0:13,190 | | 131 Dörr,Ben | 0:19,491 | | 140 Scionti,Enzo | 0:11,607 | |
| 13 130 Knopp,Josef | 0:44,466 | | 182 Gregor,Daniel | 0:13,190 | | 161 Brienza,Joseph | 0:19,499 | | 130 Knopp,Josef | 0:11,617 | |
| 14 131 Dörr,Ben | 0:44,476 | | 128 Øgaard,Sebastian | 0:13,210 | | 135 Degnbol,Noah | 0:19,513 | | 120 Spina,Alfio Andrea | 0:11,620 | |
| 15 105 Bergmeister,Jakob | 0:44,526 | | 175 Koelschbach,Carl Louis | 0:13,226 | | 136 Rees,Matthew | 0:19,516 | | 182 Gregor,Daniel | 0:11,624 | |
| 16 127 Primm,Simon Connor | 0:44,576 | | 138 Askey,Kai | 0:13,230 | | 176 Kramer,Pablo | 0:19,521 | | 127 Primm,Simon Connor | 0:11,628 | |
| 17 138 Askey,Kai | 0:44,580 | | 151 Stadsbader,Gilles | 0:13,257 | | 130 Knopp,Josef | 0:19,525 | | 161 Brienza,Joseph | 0:11,652 | |
| 18 182 Gregor,Daniel | 0:44,593 | | 133 Voncken,Luca | 0:13,259 | | 127 Primm,Simon Connor | 0:19,560 | | 112 Lagrotteria,Antonio | 0:11,660 | |
| 19 136 Rees,Matthew | 0:44,630 | | 161 Brienza,Joseph | 0:13,266 | | 138 Askey,Kai | 0:19,578 | | 110 Rosam,Max | 0:11,668 | |
| 20 169 Revesz,Levente | 0:44,643 | | 130 Knopp,Josef | 0:13,267 | | 182 Gregor,Daniel | 0:19,590 | | 135 Degnbol,Noah | 0:11,669 | |
| 21 161 Brienza,Joseph | 0:44,691 | | 176 Kramer,Pablo | 0:13,270 | | 111 Naude,Toni Kayla | 0:19,665 | | 124 Hojgaard,Mikkel | 0:11,675 | |
| 22 175 Koelschbach,Carl Louis | 0:44,735 | | 127 Primm,Simon Connor | 0:13,278 | | 169 Revesz,Levente | 0:19,700 | | 151 Stadsbader,Gilles | 0:11,685 | |
| 23 183 Suteis,Jarno | 0:44,783 | | 105 Bergmeister,Jakob | 0:13,306 | | 110 Rosam,Max | 0:19,721 | | 183 Suteis,Jarno | 0:11,693 | |
| 24 126 Dolischka,Jorden | 0:44,833 | | 108 Weimann,Julie | 0:13,306 | | 183 Suteis,Jarno | 0:19,732 | | 111 Naude,Toni Kayla | 0:11,701 | |
| 25 112 Lagrotteria,Antonio | 0:44,856 | | 174 Rauer,Fabio | 0:13,310 | | 151 Stadsbader,Gilles | 0:19,736 | | 138 Askey,Kai | 0:11,711 | |
| 26 151 Stadsbader,Gilles | 0:44,873 | | 136 Rees,Matthew | 0:13,313 | | 126 Dolischka,Jorden | 0:19,740 | | 175 Koelschbach,Carl Louis | 0:11,713 | |
| 27 108 Weimann,Julie | 0:44,929 | | 112 Lagrotteria,Antonio | 0:13,336 | | 175 Koelschbach,Carl Louis | 0:19,751 | | 115 Litvinenko,Egor | 0:11,713 | |
| 28 111 Naude,Toni Kayla | 0:44,940 | | 126 Dolischka,Jorden | 0:13,359 | | 174 Rauer,Fabio | 0:19,753 | | 169 Revesz,Levente | 0:11,722 | |
| 29 174 Rauer,Fabio | 0:45,003 | | 125 Karissson,William | 0:13,399 | | 108 Weimann,Julie | 0:19,755 | | 126 Dolischka,Jorden | 0:11,723 | |
| 30 115 Litvinenko,Egor | 0:45,016 | | 111 Naude,Toni Kayla | 0:13,407 | | 115 Litvinenko,Egor | 0:19,772 | | 154 Bönighausen,Colin Jami | 0:11,732 | |
| 31 110 Rosam,Max | 0:45,041 | | 115 Litvinenko,Egor | 0:13,409 | | 109 Mesch,Joel | 0:19,779 | | 108 Weimann,Julie | 0:11,743 | |
| 32 154 Bönighausen,Colin Jami | 0:45,179 | | 110 Rosam,Max | 0:13,422 | | 112 Lagrotteria,Antonio | 0:19,795 | | 109 Mesch,Joel | 0:11,748 | |
| 33 109 Mesch,Joel | 0:45,260 | | 154 Bönighausen,Colin Jami | 0:13,435 | | 154 Bönighausen,Colin Jami | 0:19,903 | | 174 Rauer,Fabio | 0:11,780 | |
| 34 125 Karissson,William | 0:46,003 | | 109 Mesch,Joel | 0:13,481 | | 125 Karissson,William | 0:20,069 | | 125 Karissson,William | 0:11,927 | |

Warm Up DJKM (OK-Junior)

Die schnellsten Zeiten

| Ort | Nr. Fahrername | Streckentl. | Zeit | Ø Speed |
|-----------|------------------------|-------------|----------|-----------|
| Ziel | 139 O' sullivan,Zak | 1107 m | 0:43,944 | 90,7 km/h |
| Sektion 1 | 139 O' sullivan,Zak | 329 m | 0:13,071 | 90,6 km/h |
| Sektion 2 | 145 Van Hoepen,Laurens | 475 m | 0:19,329 | 88,5 km/h |
| Sektion 3 | 139 O' sullivan,Zak | 303 m | 0:11,427 | 95,5 km/h |

| | Smr.139 O' sullivan,Zak GBR Ricky Flynn Motorsport theoretisch mögliche Bestzeit 0:43,844 | Smr.145 Van Hoepen,Laurens NLD TONY KART RACING TEAM theoretisch mögliche Bestzeit 0:44,006 | Smr.143 Ten Brintke,Thomas NLD Ricky Flynn Motorsport theoretisch mögliche Bestzeit 0:44,005 | Smr.107 Hamtke,Nico DEU 3G Racing theoretisch mögliche Bestzeit 0:44,029 | Smr.171 Griggs,Luca GBR LENNOX RACING TEAM theoretisch mögliche Bestzeit 0:44,065 |
|----------|--|--|---|---|--|
| best | 0:43,944 0:13,071 0:19,346 0:11,427 | 0:44,054 0:13,140 0:19,329 0:11,537 | 0:44,132 0:13,143 0:19,411 0:11,451 | 0:44,147 0:13,131 0:19,360 0:11,538 | 0:44,149 0:13,135 0:19,333 0:11,597 |
| Runde 1 | 0:48,004 0:15,287 0:20,839 0:11,878 | 0:48,760 0:15,557 0:20,639 0:12,564 | 0:49,913 0:15,896 0:21,800 0:12,217 | 0:49,252 0:16,097 0:21,070 0:12,085 | 0:49,167 0:15,528 0:21,080 0:12,559 |
| Runde 2 | 0:44,408 0:13,337 0:19,534 0:11,537 | 0:46,128 0:13,729 0:20,223 0:12,176 | 0:45,104 0:13,553 0:19,825 0:11,726 | 0:45,599 0:13,678 0:20,013 0:11,908 | 0:46,300 0:13,966 0:20,459 0:11,875 |
| Runde 3 | 0:44,372 0:13,362 0:19,472 0:11,538 | 0:46,993 0:13,479 0:21,605 0:11,909 | 0:44,713 0:13,432 0:19,627 0:11,654 | 0:44,644 0:13,337 0:19,655 0:11,652 | 0:45,573 0:13,629 0:19,909 0:12,035 |
| Runde 4 | 0:44,080 0:13,141 0:19,512 0:11,427 | 0:45,330 0:13,396 0:20,029 0:11,905 | 0:44,324 0:13,239 0:19,512 0:11,573 | 0:44,283 0:13,357 0:19,388 0:11,538 | 0:44,964 0:13,689 0:19,465 0:11,810 |
| Runde 5 | 0:43,944 0:13,071 0:19,422 0:11,451 | 0:44,414 0:13,394 0:19,428 0:11,592 | 0:44,513 0:13,430 0:19,469 0:11,614 | 0:44,147 0:13,241 0:19,360 0:11,546 | 0:44,788 0:13,381 0:19,591 0:11,816 |
| Runde 6 | 0:44,396 0:13,075 0:19,476 0:11,845 | 0:44,761 0:13,498 0:19,511 0:11,752 | 0:44,412 0:13,368 0:19,496 0:11,548 | 0:44,747 0:13,242 0:19,797 0:11,708 | 0:44,739 0:13,308 0:19,472 0:11,959 |
| Runde 7 | 0:44,710 0:13,620 0:19,574 0:11,516 | 0:44,302 0:13,228 0:19,445 0:11,629 | 0:44,264 0:13,185 0:19,527 0:11,552 | 0:44,697 0:13,418 0:19,572 0:11,707 | 0:44,936 0:13,396 0:19,847 0:11,693 |
| Runde 8 | 0:44,659 0:13,190 0:19,713 0:11,756 | 0:44,384 0:13,324 0:19,468 0:11,592 | 0:44,549 0:13,143 0:19,620 0:11,786 | 0:44,517 0:13,361 0:19,463 0:11,693 | 0:44,531 0:13,291 0:19,526 0:11,714 |
| Runde 9 | 0:44,986 0:13,448 0:19,665 0:11,873 | 0:44,846 0:13,367 0:19,713 0:11,766 | 0:44,533 0:13,226 0:19,805 0:11,502 | 0:44,241 0:13,249 0:19,400 0:11,592 | 0:44,395 0:13,242 0:19,486 0:11,717 |
| Runde 10 | 0:44,483 0:13,386 0:19,582 0:11,515 | 0:44,415 0:13,292 0:19,434 0:11,689 | 0:44,132 0:13,209 0:19,434 0:11,489 | 0:44,372 0:13,238 0:19,513 0:11,621 | 0:44,470 0:13,258 0:19,508 0:11,704 |
| Runde 11 | 0:44,075 0:13,188 0:19,346 0:11,541 | 0:44,293 0:13,179 0:19,443 0:11,671 | 0:44,138 0:13,149 0:19,497 0:11,492 | 0:44,187 0:13,131 0:19,491 0:11,565 | 0:44,366 0:13,147 0:19,453 0:11,766 |
| Runde 12 | 0:13,171 0:19,453 | 0:44,285 0:13,282 0:19,329 0:11,674 | 0:45,139 0:13,210 0:20,478 0:11,451 | 0:44,445 0:13,296 0:19,605 0:11,544 | 0:44,433 0:13,292 0:19,544 0:11,597 |
| Runde 13 | | 0:44,054 0:13,140 0:19,377 0:11,537 | 0:44,165 0:13,205 0:19,411 0:11,549 | 0:44,728 0:13,221 0:19,818 0:11,689 | 0:44,149 0:13,135 0:19,333 0:11,681 |
| Runde 14 | | | | 0:44,521 0:13,171 0:19,551 0:11,799 | 0:44,403 0:13,359 0:19,339 0:11,705 |



DMSB-Reglir: 208/2018

Warm Up DJKM (DK-Junior)

Die schnellsten Zeiten

| Ort | Nr. Fahrername | Streckenl. | Zeit | Ø Speed |
|-----------|------------------------|------------|----------|-----------|
| Ziel | 139 O' sullivan,Zak | 1107 m | 0:43,944 | 90,7 km/h |
| Sektion 1 | 139 O' sullivan,Zak | 329 m | 0:13,071 | 90,6 km/h |
| Sektion 2 | 145 Van Hoepen,Laurens | 475 m | 0:19,329 | 88,5 km/h |
| Sektion 3 | 139 O' sullivan,Zak | 303 m | 0:11,427 | 95,5 km/h |

| | Smr.133 Voncken, Luca DEU DS Kartsport | | | Smr.120 Spina, Alfio Andrea ITA CRG Holland | | | Smr.140 Scionti, Enzo USA CRG Holland | | | Smr.124 Hoigaard, Mikkel DNK KSB RACING TEAM | | | Smr.128 Øgaard, Sebastian DNK TK Racing | | | |
|----------|--|----------|-----------|---|----------|-----------|---|----------|-----------|--|----------|-----------|---|----------|-----------|----------|
| | theoretisch mögliche Bestzeit | Ziel | Sektion 3 | theoretisch mögliche Bestzeit | Ziel | Sektion 3 | theoretisch mögliche Bestzeit | Ziel | Sektion 3 | theoretisch mögliche Bestzeit | Ziel | Sektion 3 | theoretisch mögliche Bestzeit | Ziel | Sektion 3 | |
| best | 0:44,182 | 0:13,259 | 0:19,366 | 0:11,483 | 0:44,198 | 0:13,127 | 0:19,451 | 0:11,620 | 0:44,320 | 0:13,190 | 0:19,446 | 0:11,607 | 0:44,341 | 0:13,110 | 0:19,448 | 0:11,675 |
| Runde 1 | 0:52,975 | 0:17,535 | 0:22,229 | 0:13,211 | 0:51,967 | 0:17,514 | 0:21,998 | 0:12,455 | 0:48,429 | 0:15,528 | 0:20,796 | 0:12,105 | 0:51,079 | 0:16,776 | 0:21,862 | 0:12,441 |
| Runde 2 | 0:53,059 | 0:16,331 | 0:23,421 | 0:13,307 | 0:46,318 | 0:13,700 | 0:20,550 | 0:12,068 | 0:46,792 | 0:13,906 | 0:20,311 | 0:12,575 | 0:46,048 | 0:13,977 | 0:20,033 | 0:12,038 |
| Runde 3 | 0:48,036 | 0:15,494 | 0:20,656 | 0:11,886 | 0:45,679 | 0:13,485 | 0:20,071 | 0:12,123 | 0:45,642 | 0:13,651 | 0:20,049 | 0:11,942 | 0:45,043 | 0:13,520 | 0:19,706 | 0:11,817 |
| Runde 4 | 0:45,006 | 0:13,492 | 0:19,686 | 0:11,828 | 0:46,770 | 0:13,892 | 0:21,007 | 0:11,871 | 0:45,886 | 0:13,739 | 0:20,197 | 0:11,950 | 0:45,415 | 0:13,483 | 0:20,070 | 0:11,862 |
| Runde 5 | 0:44,425 | 0:13,357 | 0:19,500 | 0:11,568 | 0:45,629 | 0:13,849 | 0:19,958 | 0:11,822 | 0:44,647 | 0:13,403 | 0:19,579 | 0:11,665 | 0:44,869 | 0:13,516 | 0:19,486 | 0:11,867 |
| Runde 6 | 0:44,608 | 0:13,350 | 0:19,609 | 0:11,649 | 0:44,860 | 0:13,388 | 0:19,747 | 0:11,725 | 0:44,472 | 0:13,206 | 0:19,514 | 0:11,752 | 0:44,594 | 0:13,403 | 0:19,513 | 0:11,678 |
| Runde 7 | 0:45,031 | 0:13,590 | 0:19,958 | 0:11,483 | 0:45,572 | 0:13,383 | 0:20,298 | 0:11,891 | 0:44,445 | 0:13,190 | 0:19,614 | 0:11,641 | 0:44,837 | 0:13,476 | 0:19,641 | 0:11,720 |
| Runde 8 | 2:35,786 | 0:13,394 | 0:19,605 | 2:02,787 | 0:45,224 | 0:13,470 | 0:19,749 | 0:12,005 | 0:44,565 | 0:13,340 | 0:19,478 | 0:11,747 | 0:45,104 | 0:13,262 | 0:19,590 | 0:12,252 |
| Runde 9 | 0:46,173 | 0:14,827 | 0:19,734 | 0:11,612 | 0:45,560 | 0:13,574 | 0:20,155 | 0:11,831 | 0:44,739 | 0:13,258 | 0:19,587 | 0:11,894 | 0:44,453 | 0:13,326 | 0:19,448 | 0:11,679 |
| Runde 10 | 0:44,182 | 0:13,259 | 0:19,416 | 0:11,507 | 0:48,641 | 0:13,310 | 0:19,550 | 0:15,781 | 0:44,320 | 0:13,239 | 0:19,446 | 0:11,635 | 0:44,584 | 0:13,299 | 0:19,561 | 0:11,724 |
| Runde 11 | 0:44,510 | 0:13,614 | 0:19,366 | 0:11,530 | 0:46,766 | 0:14,668 | 0:20,273 | 0:11,825 | 0:44,594 | 0:13,322 | 0:19,665 | 0:11,607 | 0:45,175 | 0:13,251 | 0:20,012 | 0:11,912 |
| Runde 12 | | | | | 0:45,047 | 0:13,522 | 0:19,695 | 0:11,830 | 0:44,450 | 0:13,266 | 0:19,489 | 0:11,695 | 0:44,554 | 0:13,223 | 0:19,656 | 0:11,675 |
| Runde 13 | | | | | 0:44,198 | 0:13,127 | 0:19,451 | 0:11,620 | 0:44,519 | 0:13,267 | 0:19,449 | 0:11,803 | 0:44,341 | 0:13,110 | 0:19,528 | 0:11,703 |
| Runde 14 | | | | | | | | | | | | | | | | |

Warm Up DJKM (DK-Junior)

Die schnellsten Zeiten

| Ort | Nr. Fahrername | Streckenl. | Zeit | Ø Speed |
|-----------|------------------------|------------|----------|-----------|
| Ziel | 139 O' sullivan,Zak | 1107 m | 0:43,944 | 90,7 km/h |
| Sektion 1 | 139 O' sullivan,Zak | 329 m | 0:13,071 | 90,6 km/h |
| Sektion 2 | 145 Van Hoepen,Laurens | 475 m | 0:19,329 | 88,5 km/h |
| Sektion 3 | 139 O' sullivan,Zak | 303 m | 0:11,427 | 95,5 km/h |

| | Snr.135 Degnohl,Noah DNK | Snr.176 Kramer,Pablo DEU | Snr.130 Knopp,Josef CZE | Snr.131 Dörr,Ben DEU | Snr.105 Bergmeister,Jakob DEU |
|----------|--|--|--|--|--|
| | RS Competition | FS-RL Competition | TB Racing Team | TB Racing Team | KSM Schumacher Racing Team |
| | theoretisch mögliche Bestzeit 0:44,363 | theoretisch mögliche Bestzeit 0:44,321 | theoretisch mögliche Bestzeit 0:44,409 | theoretisch mögliche Bestzeit 0:44,229 | theoretisch mögliche Bestzeit 0:44,374 |
| | Ziel Sektion 1 Sektion 2 Sektion 3 | Ziel Sektion 1 Sektion 2 Sektion 3 | Ziel Sektion 1 Sektion 2 Sektion 3 | Ziel Sektion 1 Sektion 2 Sektion 3 | Ziel Sektion 1 Sektion 2 Sektion 3 |
| best | 0:44,419 0:13,181 0:19,513 0:11,669 | 0:44,430 0:13,270 0:19,521 0:11,530 | 0:44,466 0:13,267 0:19,525 0:11,617 | 0:44,476 0:13,154 0:19,491 0:11,584 | 0:44,526 0:13,306 0:19,476 0:11,592 |
| Runde 1 | 0:49,174 0:15,448 0:21,446 0:12,280 | 0:51,037 0:15,990 0:22,520 0:12,527 | 0:53,541 0:19,211 0:22,030 0:12,300 | 0:47,790 0:14,824 0:20,951 0:12,015 | 0:49,365 0:15,848 0:21,233 0:12,284 |
| Runde 2 | 0:45,843 0:13,707 0:20,117 0:12,019 | 0:46,490 0:14,008 0:20,403 0:12,079 | 0:46,714 0:14,223 0:20,485 0:12,006 | 0:45,323 0:13,598 0:19,861 0:11,864 | 0:45,813 0:13,701 0:19,990 0:12,122 |
| Runde 3 | 0:45,379 0:13,832 0:19,781 0:11,766 | 0:44,976 0:13,622 0:19,718 0:11,636 | 0:45,152 0:13,641 0:19,701 0:11,810 | 0:48,817 0:15,949 0:21,125 0:11,743 | 0:45,478 0:13,640 0:19,924 0:11,914 |
| Runde 4 | 0:45,015 0:13,511 0:19,741 0:11,763 | 0:45,087 0:13,348 0:19,871 0:11,868 | 0:46,471 0:13,591 0:20,889 0:11,991 | 0:44,530 0:13,207 0:19,728 0:11,595 | 0:46,652 0:14,029 0:20,447 0:12,176 |
| Runde 5 | 0:44,900 0:13,355 0:19,695 0:11,850 | 0:44,430 0:13,328 0:19,572 0:11,530 | 0:45,459 0:13,774 0:19,866 0:11,819 | 0:44,515 0:13,159 0:19,605 0:11,751 | 0:45,033 0:13,540 0:19,780 0:11,713 |
| Runde 6 | 0:44,891 0:13,451 0:19,669 0:11,771 | 0:45,115 0:13,679 0:19,739 0:11,697 | 0:45,165 0:13,681 0:19,671 0:11,813 | 0:44,601 0:13,381 0:19,516 0:11,704 | 0:44,557 0:13,353 0:19,573 0:11,631 |
| Runde 7 | 0:45,106 0:13,574 0:19,671 0:11,861 | 0:44,670 0:13,352 0:19,680 0:11,638 | 0:45,089 0:13,485 0:19,926 0:11,678 | 0:44,563 0:13,311 0:19,668 0:11,584 | 0:44,743 0:13,559 0:19,557 0:11,627 |
| Runde 8 | 0:44,488 0:13,256 0:19,513 0:11,719 | 0:44,732 0:13,270 0:19,703 0:11,759 | 0:44,835 0:13,399 0:19,713 0:11,723 | 0:44,476 0:13,154 0:19,621 0:11,701 | 0:44,713 0:13,445 0:19,676 0:11,592 |
| Runde 9 | 0:44,542 0:13,270 0:19,603 0:11,669 | 0:45,072 0:13,563 0:19,633 0:11,876 | 0:45,272 0:13,475 0:19,875 0:11,922 | 0:44,541 0:13,248 0:19,663 0:11,630 | 0:44,648 0:13,396 0:19,620 0:11,632 |
| Runde 10 | 0:44,829 0:13,308 0:19,780 0:11,741 | 0:45,924 0:14,471 0:19,732 0:11,721 | 0:45,035 0:13,505 0:19,736 0:11,794 | 0:44,755 0:13,196 0:19,604 0:11,955 | 0:44,562 0:13,443 0:19,476 0:11,643 |
| Runde 11 | 0:44,953 0:13,551 0:19,649 0:11,753 | 0:44,620 0:13,421 0:19,521 0:11,678 | 0:44,526 0:13,273 0:19,525 0:11,728 | 0:44,480 0:13,378 0:19,491 0:11,611 | 0:44,813 0:13,530 0:19,583 0:11,700 |
| Runde 12 | 0:44,419 0:13,181 0:19,566 0:11,672 | 0:44,612 0:13,412 0:19,554 0:11,646 | 0:44,734 0:13,373 0:19,629 0:11,732 | 0:13,226 0:19,890 | 0:44,711 0:13,456 0:19,637 0:11,618 |
| Runde 13 | 0:45,652 0:14,122 0:19,859 0:11,671 | 0:44,746 0:13,401 0:19,565 0:11,780 | 0:44,466 0:13,267 0:19,582 0:11,617 | | 0:44,526 0:13,306 0:19,517 0:11,703 |
| Runde 14 | | | | | |

Warm Up DJKM (DK-Junior)

Die schnellsten Zeiten

| Ort | Nr. Fahrername | Streckl. | Zeit | Ø Speed |
|-----------|------------------------|----------|----------|-----------|
| Ziel | 139 O' sullivan,Zak | 1107 m | 0:43,944 | 90,7 km/h |
| Sektion 1 | 139 O' sullivan,Zak | 329 m | 0:13,071 | 90,6 km/h |
| Sektion 2 | 145 Van Hoepen,Laurens | 475 m | 0:19,329 | 88,5 km/h |
| Sektion 3 | 139 O' sullivan,Zak | 303 m | 0:11,427 | 95,5 km/h |

| | Snr.127 Primm,Simon Connor DEU Team NKS | Snr.138 Askey,Kai GBR Ricky Flynn Motorsport | Snr.182 Gregor,Daniel DEU LRT Lanari Racing Team | Snr.136 Rees,Matthew GBR Ricky Flynn Motorsport | Snr.169 Revesz,Levente HUN LENNOX RACING TEAM |
|----------|--|--|--|--|--|
| | theoretisch mögliche Bestzeit 0:44,466 | theoretisch mögliche Bestzeit 0:44,519 | theoretisch mögliche Bestzeit 0:44,404 | theoretisch mögliche Bestzeit 0:44,416 | theoretisch mögliche Bestzeit 0:44,596 |
| Ziel | Sektion 1 0:13,278 Sektion 2 0:19,560 Sektion 3 0:11,628 | Sektion 1 0:13,230 Sektion 2 0:19,578 Sektion 3 0:11,711 | Sektion 1 0:13,190 Sektion 2 0:19,590 Sektion 3 0:11,624 | Sektion 1 0:13,313 Sektion 2 0:19,516 Sektion 3 0:11,587 | Sektion 1 0:13,174 Sektion 2 0:19,700 Sektion 3 0:11,722 |
| best | 0:44,576 0:16,142 0:21,320 0:13,027 | 0:49,647 0:16,141 0:21,259 0:12,247 | 0:49,569 0:15,197 0:21,748 0:12,624 | 0:50,876 0:16,516 0:21,298 0:13,062 | 0:50,191 0:16,573 0:21,309 0:12,309 |
| Runde 1 | 0:47,021 0:14,413 0:20,460 0:12,148 | 0:46,872 0:14,305 0:20,417 0:12,150 | 0:46,738 0:13,909 0:20,599 0:12,230 | 0:46,866 0:14,336 0:20,511 0:12,019 | 0:46,404 0:13,891 0:20,514 0:11,999 |
| Runde 2 | 0:45,277 0:13,764 0:19,682 0:11,831 | 0:44,901 0:13,422 0:19,720 0:11,759 | 0:45,647 0:13,414 0:20,207 0:12,026 | 0:45,208 0:13,450 0:19,899 0:11,859 | 0:45,924 0:13,583 0:20,338 0:12,003 |
| Runde 3 | 0:45,504 0:13,537 0:20,014 0:11,953 | 0:45,345 0:13,532 0:19,773 0:12,040 | 0:47,081 0:15,563 0:19,718 0:11,800 | 0:46,557 0:13,735 0:21,034 0:11,788 | 0:47,082 0:13,657 0:20,764 0:12,661 |
| Runde 4 | 0:44,843 0:13,393 0:19,628 0:11,822 | 0:45,066 0:13,505 0:19,733 0:11,828 | 0:45,074 0:13,477 0:19,650 0:11,947 | 0:44,784 0:13,431 0:19,617 0:11,736 | 0:45,731 0:13,927 0:19,848 0:11,956 |
| Runde 5 | 0:44,972 0:13,630 0:19,714 0:11,628 | 0:44,852 0:13,357 0:19,712 0:11,783 | 0:44,953 0:13,281 0:19,933 0:11,739 | 0:45,370 0:13,735 0:19,974 0:11,661 | 0:45,877 0:13,953 0:19,998 0:11,926 |
| Runde 6 | 0:45,226 0:13,689 0:19,838 0:11,699 | 0:45,398 0:13,818 0:19,869 0:11,711 | 0:44,728 0:13,355 0:19,642 0:11,731 | 0:44,867 0:13,558 0:19,651 0:11,658 | 0:45,535 0:13,940 0:19,779 0:11,816 |
| Runde 7 | 0:45,184 0:13,496 0:20,031 0:11,657 | 0:44,866 0:13,246 0:19,656 0:11,964 | 0:44,809 0:13,230 0:19,673 0:11,906 | 0:44,702 0:13,313 0:19,732 0:11,657 | 0:45,153 0:13,537 0:19,774 0:11,842 |
| Runde 8 | 0:44,798 0:13,325 0:19,681 0:11,792 | 0:44,674 0:13,322 0:19,578 0:11,774 | 0:45,465 0:13,517 0:19,806 0:12,142 | 0:44,897 0:13,705 0:19,605 0:11,587 | 0:45,229 0:13,334 0:19,887 0:12,008 |
| Runde 9 | 0:44,576 0:13,278 0:19,605 0:11,693 | 0:44,674 0:13,283 0:19,638 0:11,753 | 0:44,653 0:13,236 0:19,666 0:11,751 | 0:45,028 0:13,702 0:19,603 0:11,643 | 0:45,211 0:13,298 0:19,741 0:12,172 |
| Runde 10 | 0:44,853 0:13,411 0:19,782 0:11,660 | 0:44,834 0:13,281 0:19,643 0:11,910 | 0:44,620 0:13,347 0:19,649 0:11,624 | 0:44,630 0:13,344 0:19,516 0:11,770 | 0:44,880 0:13,378 0:19,700 0:11,802 |
| Runde 11 | 0:44,675 0:13,392 0:19,584 0:11,699 | 0:45,937 0:13,377 0:20,816 0:11,744 | 0:44,660 0:13,302 0:19,658 0:11,700 | 0:44,724 0:13,422 0:19,557 0:11,745 | 0:45,073 0:13,224 0:19,770 0:12,079 |
| Runde 12 | 0:44,642 0:13,352 0:19,560 0:11,730 | 0:44,580 0:13,230 0:19,627 0:11,723 | 0:44,593 0:13,190 0:19,590 0:11,813 | 0:44,973 0:13,668 0:19,649 0:11,656 | 0:44,643 0:13,174 0:19,747 0:11,722 |
| Runde 13 | | | | | |
| Runde 14 | | | | | |

Warm Up DJKM (OK-Junior)

Die schnellsten Zeiten

| Ort | Nr. Fahrername | Streckl. | Zeit | Ø Speed |
|-----------|------------------------|----------|----------|-----------|
| Ziel | 139 O' sullivan,Zak | 1107 m | 0:43,944 | 90,7 km/h |
| Sektion 1 | 139 O' sullivan,Zak | 329 m | 0:13,071 | 90,6 km/h |
| Sektion 2 | 145 Van Heepen,Laurens | 475 m | 0:19,329 | 88,5 km/h |
| Sektion 3 | 139 O' sullivan,Zak | 303 m | 0:11,427 | 95,5 km/h |

| | Snr.175 Koelschbach,Carl Louis DEU Achim Koelschbach | Snr.183 Suiens,Jarno BEL Flandria Kart | Snr.126 Dolischka,Jorden AUT KSB RACING TEAM | Snr.112 Lagrotteria,Antonio CHE Innovate Competition |
|----------|---|---|---|---|
| | theoretisch mögliche Bestzeit 0:44,690 | theoretisch mögliche Bestzeit 0:44,609 | theoretisch mögliche Bestzeit 0:44,822 | theoretisch mögliche Bestzeit 0:44,791 |
| best | Ziel Sektion 1 Sektion 2 Sektion 3 0:44,735 0:13,226 0:19,751 0:11,713 | Ziel Sektion 1 Sektion 2 Sektion 3 0:44,783 0:13,184 0:19,732 0:11,693 | Ziel Sektion 1 Sektion 2 Sektion 3 0:44,833 0:13,359 0:19,740 0:11,723 | Ziel Sektion 1 Sektion 2 Sektion 3 0:44,856 0:13,336 0:19,795 0:11,660 |
| Runde 1 | 0:49,099 0:15,719 0:21,064 0:12,316 | 0:48,430 0:15,098 0:21,128 0:12,204 | 0:51,389 0:16,307 0:22,482 0:12,600 | 0:48,930 0:15,522 0:20,992 0:12,416 |
| Runde 2 | 0:45,841 0:13,807 0:20,088 0:11,946 | 0:45,132 0:13,510 0:19,908 0:11,714 | 0:46,545 0:13,881 0:20,571 0:12,093 | 0:45,905 0:13,652 0:20,067 0:12,186 |
| Runde 3 | 0:45,084 0:13,490 0:19,917 0:11,677 | 0:44,857 0:13,393 0:19,751 0:11,713 | 0:46,060 0:13,961 0:20,133 0:11,966 | 0:45,384 0:13,544 0:19,950 0:11,890 |
| Runde 4 | 0:45,004 0:13,459 0:19,814 0:11,731 | 0:45,038 0:13,289 0:20,012 0:11,737 | 0:45,639 0:13,836 0:19,985 0:11,818 | 0:45,301 0:13,520 0:19,932 0:11,849 |
| Runde 5 | 0:44,731 0:13,338 0:19,639 0:11,754 | 0:45,783 0:13,858 0:20,081 0:11,844 | 0:45,292 0:13,552 0:19,907 0:11,833 | 0:45,330 0:13,400 0:19,935 0:11,995 |
| Runde 6 | 0:48,504 0:13,370 0:20,681 0:14,453 | 0:45,188 0:13,328 0:19,934 0:11,926 | 0:45,376 0:13,591 0:19,893 0:11,892 | 0:44,856 0:13,401 0:19,795 0:11,660 |
| Runde 7 | 0:44,933 0:13,377 0:19,799 0:11,757 | 0:45,071 0:13,302 0:19,869 0:11,900 | 0:45,198 0:13,587 0:19,774 0:11,837 | 0:45,694 0:13,646 0:20,073 0:11,975 |
| Runde 8 | 0:45,168 0:13,410 0:19,620 0:12,138 | 0:44,784 0:13,192 0:19,889 0:11,703 | 0:45,107 0:13,435 0:19,907 0:11,765 | 0:47,642 0:13,416 0:20,225 0:14,001 |
| Runde 9 | 0:45,033 0:13,453 0:19,723 0:11,857 | 0:44,902 0:13,219 0:19,732 0:11,951 | 0:45,670 0:13,560 0:19,740 0:12,370 | 0:46,303 0:14,080 0:20,097 0:12,126 |
| Runde 10 | 0:45,106 0:13,744 0:19,582 0:11,780 | 0:44,859 0:13,185 0:19,981 0:11,693 | 0:45,343 0:13,726 0:19,811 0:11,806 | 0:45,103 0:13,405 0:19,876 0:11,822 |
| Runde 11 | 0:44,691 0:13,266 0:19,591 0:11,834 | 0:44,783 0:13,184 0:19,824 0:11,775 | 0:45,044 0:13,479 0:19,803 0:11,762 | 0:45,103 0:13,336 0:19,925 0:11,842 |
| Runde 12 | 0:44,707 0:13,556 0:19,499 0:11,652 | 0:45,082 0:13,517 0:19,803 0:11,762 | 0:45,046 0:13,401 0:19,850 0:11,795 | 0:45,213 0:13,387 0:20,021 0:11,805 |
| Runde 13 | 0:44,848 0:13,478 0:19,655 0:11,715 | 0:44,984 0:13,421 0:19,766 0:11,797 | 0:44,833 0:13,359 0:19,751 0:11,723 | 0:45,213 0:13,387 0:20,021 0:11,805 |
| Runde 14 | | | | 0:13,412 0:20,365 |

Warm Up DJKM (OK-Junior)

Die schnellsten Zeiten

| Ort | Nr. Fahrername | Streckenkil. | Zeit | Ø Speed |
|-----------|------------------------|--------------|----------|-----------|
| Ziel | 139 O' sullivan,Zak | 1107 m | 0:43,944 | 90,7 km/h |
| Sektion 1 | 139 O' sullivan,Zak | 329 m | 0:13,071 | 90,6 km/h |
| Sektion 2 | 145 Van Hoepen,Laurens | 475 m | 0:19,329 | 88,5 km/h |
| Sektion 3 | 139 O' sullivan,Zak | 303 m | 0:11,427 | 95,5 km/h |

| | Smr.151 Stadsbader,Gilles BEL Dneems Racing Team theoretisch mögliche Bestzeit 0:44,678 | Smr.108 Weimann,Julie DEU Solgat Motorsport theoretisch mögliche Bestzeit 0:44,804 | Smr.111 Naude,Toni Kayla CHE Innovate Competition theoretisch mögliche Bestzeit 0:44,773 | Smr.174 Rauer,Fabio DEU KSM Schumacher Racing Team theoretisch mögliche Bestzeit 0:44,843 | Smr.115 Litvinenko,Egor DEU FS-RL Competition theoretisch mögliche Bestzeit 0:44,894 |
|----------|--|---|---|--|---|
| best | 0:44,873 0:13,257 0:19,736 0:11,685 | 0:44,929 0:13,306 0:19,755 0:11,743 | 0:44,940 0:13,407 0:19,665 0:11,701 | 0:45,003 0:13,310 0:19,753 0:11,780 | 0:45,016 0:13,409 0:19,772 0:11,713 |
| Runde 1 | 1:26,252 0:16,638 0:56,577 0:13,037 | 0:51,192 0:16,934 0:21,877 0:12,381 | 0:48,814 0:15,430 0:21,253 0:12,131 | 0:49,967 0:16,067 0:21,398 0:12,502 | 0:50,144 0:16,145 0:21,616 0:12,383 |
| Runde 2 | 0:46,772 0:13,999 0:20,515 0:12,208 | 0:46,798 0:14,134 0:20,465 0:12,199 | 0:46,148 0:13,611 0:20,611 0:11,926 | 0:46,093 0:13,817 0:20,326 0:11,950 | 0:46,744 0:14,222 0:20,307 0:12,215 |
| Runde 3 | 0:45,478 0:13,505 0:20,029 0:11,944 | 0:45,981 0:14,085 0:20,074 0:11,822 | 0:44,950 0:13,407 0:19,792 0:11,751 | 0:45,525 0:13,557 0:20,103 0:11,865 | 0:45,667 0:13,761 0:19,937 0:11,969 |
| Runde 4 | 0:45,232 0:13,502 0:19,876 0:11,854 | 0:45,464 0:13,677 0:19,972 0:11,815 | 0:45,624 0:13,938 0:19,714 0:11,972 | 0:45,645 0:13,465 0:20,159 0:12,021 | 0:45,160 0:13,427 0:19,932 0:11,801 |
| Runde 5 | 0:45,706 0:13,990 0:19,836 0:11,880 | 0:44,973 0:13,475 0:19,755 0:11,743 | 0:46,586 0:13,595 0:19,810 0:13,181 | 0:45,525 0:13,756 0:19,922 0:11,847 | 0:45,122 0:13,409 0:19,926 0:11,787 |
| Runde 6 | 0:44,992 0:13,527 0:19,780 0:11,685 | 1:28,245 0:13,483 0:19,871 0:54,891 | 0:45,030 0:13,461 0:19,665 0:11,904 | 0:45,574 0:13,579 0:19,909 0:12,086 | 0:45,356 0:13,586 0:19,824 0:11,946 |
| Runde 7 | 0:45,571 0:13,803 0:20,063 0:11,705 | 0:49,121 0:17,088 0:20,056 0:11,977 | 0:46,485 0:15,023 0:19,761 0:11,701 | 0:45,222 0:13,464 0:19,888 0:11,870 | 0:45,727 0:14,099 0:19,915 0:11,713 |
| Runde 8 | 0:45,077 0:13,359 0:19,784 0:11,934 | 0:45,395 0:13,468 0:20,066 0:11,861 | 0:51,107 0:13,773 0:19,706 0:17,628 | 0:45,455 0:13,670 0:19,913 0:11,872 | 0:45,708 0:13,559 0:20,122 0:12,027 |
| Runde 9 | 0:44,938 0:13,330 0:19,736 0:11,872 | 0:44,971 0:13,426 0:19,760 0:11,785 | 0:45,889 0:13,950 0:19,880 0:12,059 | 0:45,829 0:13,310 0:20,123 0:12,396 | 0:46,285 0:13,632 0:20,741 0:11,912 |
| Runde 10 | 0:44,873 0:13,257 0:19,766 0:11,850 | 0:45,061 0:13,389 0:19,893 0:11,779 | 0:44,940 0:13,457 0:19,721 0:11,762 | 0:45,003 0:13,369 0:19,837 0:11,797 | 0:45,905 0:14,014 0:19,915 0:11,976 |
| Runde 11 | 0:46,124 0:13,703 0:20,007 0:12,414 | 0:45,180 0:13,413 0:19,982 0:11,785 | 0:45,009 0:13,442 0:19,822 0:11,745 | 0:45,122 0:13,442 0:19,900 0:11,780 | 0:45,311 0:13,654 0:19,772 0:11,885 |
| Runde 12 | 0:45,319 0:13,480 0:19,771 0:12,068 | 0:44,929 0:13,306 0:19,802 0:11,821 | 0:45,325 0:13,498 0:20,020 0:11,807 | 0:45,058 0:13,463 0:19,753 0:11,842 | 0:45,016 0:13,439 0:19,814 0:11,763 |
| Runde 13 | | | 0:45,213 0:13,589 0:19,856 0:11,768 | 0:45,088 0:13,346 0:19,915 0:11,827 | 0:45,923 0:13,710 0:20,082 0:12,181 |
| Runde 14 | | | | | |

Warm Up DJKM (OK-Junior)

Die schnellsten Zeiten

| Ort | Nr. Fahrername | Zeit | Streckenl. | ø Speed |
|-----------|------------------------|----------|------------|-----------|
| Ziel | 139 0' sullivan,Zak | 0:43,944 | 1107 m | 90,7 km/h |
| Sektion 1 | 139 0' sullivan,Zak | 0:13,071 | 329 m | 90,6 km/h |
| Sektion 2 | 145 Van Hoepen,Laurens | 0:19,329 | 475 m | 88,5 km/h |
| Sektion 3 | 139 0' sullivan,Zak | 0:11,427 | 303 m | 95,5 km/h |

| Snr.110 Rosam,Max DEU TR Motorsport | | Snr.154 Bönighausen,Colin Jamie DEU KSM Schumacher Racing Team | | Snr.109 Mesch,Joel DEU KSM Schumacher Racing Team | | Snr.125 Karlsson,William SWE JP Racing | | | | | | |
|---|-----------|--|-----------|---|-----------|--|-----------|----------|----------|----------|----------|----------|
| theoretisch mögliche Bestzeit 0:44,811 | | theoretisch mögliche Bestzeit 0:45,070 | | theoretisch mögliche Bestzeit 0:45,008 | | theoretisch mögliche Bestzeit 0:45,395 | | | | | | |
| Ziel | Sektion 1 | Sektion 2 | Sektion 3 | Ziel | Sektion 1 | Sektion 2 | Sektion 3 | | | | | |
| best | 0:45,041 | 0:13,422 | 0:19,721 | 0:11,668 | 0:45,179 | 0:13,435 | 0:19,903 | 0:11,732 | 0:46,003 | 0:13,399 | 0:20,069 | 0:11,927 |
| Runde 1 | 0:50,022 | 0:16,323 | 0:21,361 | 0:12,338 | 0:52,681 | 0:17,344 | 0:22,914 | 0:12,423 | 0:50,249 | 0:16,149 | 0:21,590 | 0:12,510 |
| Runde 2 | 0:46,649 | 0:14,137 | 0:20,567 | 0:11,945 | 0:46,694 | 0:14,050 | 0:20,589 | 0:12,055 | 0:47,165 | 0:13,832 | 0:21,090 | 0:12,243 |
| Runde 3 | 0:45,702 | 0:13,600 | 0:19,984 | 0:12,118 | 0:46,126 | 0:13,744 | 0:20,417 | 0:11,965 | 0:46,430 | 0:13,534 | 0:20,901 | 0:11,995 |
| Runde 4 | 0:49,142 | 0:14,676 | 0:21,825 | 0:12,641 | 0:46,141 | 0:14,209 | 0:20,147 | 0:11,785 | 0:47,421 | 0:14,276 | 0:20,918 | 0:12,227 |
| Runde 5 | 0:45,596 | 0:13,683 | 0:19,818 | 0:12,095 | 0:45,859 | 0:13,471 | 0:20,226 | 0:12,162 | 0:46,334 | 0:14,296 | 0:20,069 | 0:11,969 |
| Runde 6 | 0:45,513 | 0:13,712 | 0:19,955 | 0:11,846 | 0:45,179 | 0:13,467 | 0:19,980 | 0:11,732 | 0:46,003 | 0:13,931 | 0:20,145 | 0:11,927 |
| Runde 7 | 0:45,641 | 0:13,791 | 0:20,054 | 0:11,796 | 0:45,454 | 0:13,476 | 0:20,135 | 0:11,843 | 0:47,288 | 0:13,996 | 0:20,989 | 0:12,303 |
| Runde 8 | 0:45,337 | 0:13,628 | 0:19,848 | 0:11,861 | 0:45,263 | 0:13,468 | 0:20,022 | 0:11,773 | | | | |
| Runde 9 | 0:45,519 | 0:13,802 | 0:19,870 | 0:11,847 | 0:45,300 | 0:13,519 | 0:19,903 | 0:11,878 | | | | |
| Runde 10 | 0:45,704 | 0:13,922 | 0:19,906 | 0:11,876 | 0:45,342 | 0:13,512 | 0:19,986 | 0:11,844 | | | | |
| Runde 11 | 0:45,408 | 0:14,018 | 0:19,721 | 0:11,669 | 0:45,249 | 0:13,435 | 0:20,062 | 0:11,752 | | | | |
| Runde 12 | 0:45,453 | 0:13,743 | 0:19,797 | 0:11,913 | 0:45,343 | 0:13,597 | 0:19,953 | 0:11,793 | | | | |
| Runde 13 | 0:45,041 | 0:13,422 | 0:19,951 | 0:11,668 | 0:45,332 | 0:13,436 | 0:20,004 | 0:11,892 | | | | |
| Runde 14 | | | | | | | | | | | | |

Strecke / track: 1107m
 started: 34 classified: 34 not classified: 0

Doc. 50

| Pos | Str. Nr. | Fahrer Driver | Nation | Bewerber/Sponsor | Nation | Lizenz/B-Lizenz | Chassis/Motor/Reifen | Runden Laps | Gesamtzeit Differenz | Abstand Gap | beste Runde best Lap | in N. in L. | o Geschw. o Speed |
|-----|----------|--------------------------|--------|----------------------------|--------|-----------------------------|--------------------------------|-------------|----------------------|-------------|----------------------|-------------|-------------------|
| 1 | 30 | Haverkort, Kas | NLD | Zanardi Racing Team | NLD | 36154 28613 | CRG / TM / Vega | 13 | | | 0:42,392 | 12 | 94,0 km/h |
| 2 | 39 | Thompson, Harry | GBR | Ricky Flynn Motorsport | GBR | 265302 162392 | FA Kart / Vortex / Vega | 13 | 0:00,156 | 0:00,156 | 0:42,548 | 13 | 93,7 km/h |
| 3 | 86 | Sasse, Hugo | DEU | TB Racing Team | DEU | IKCR 1147248 KBF 1116906 | Kart Republic / Iame / Vega | 11 | 0:00,203 | 0:00,047 | 0:42,595 | 10 | 93,6 km/h |
| 4 | 4 | Arnold, Felix | DEU | KSM Schumacher Racing Team | DEU | IKA 1138542 KBF 1067587 | Tony Kart / Vortex / Vega | 13 | 0:00,334 | 0:00,131 | 0:42,726 | 12 | 93,3 km/h |
| 5 | 77 | Tramnitz, Tim | DEU | KSM Schumacher Racing Team | DEU | IKCR 1161254 KBF 1067587 | Tony Kart / Vortex / Vega | 10 | 0:00,378 | 0:00,044 | 0:42,770 | 8 | 93,2 km/h |
| 6 | 40 | Fusen, Jan David | DEU | Solgat Motorsport | DEU | IKC 1137577 KBF 1079882 | BirelArt / TM / Vega | 12 | 0:00,431 | 0:00,053 | 0:42,823 | 12 | 93,1 km/h |
| 7 | 10 | O'dey, Levi | DEU | KSM Schumacher Racing Team | DEU | IKCR 1164486 KBF 1067587 | Tony Kart / Vortex / Vega | 13 | 0:00,437 | 0:00,006 | 0:42,829 | 10 | 93,0 km/h |
| 8 | 17 | Füngeling, Luke | DEU | Valier Motorsport | DEU | IKC 1136804 KBF 1063735 | SODI / Iame / Vega | 13 | 0:00,453 | 0:00,016 | 0:42,845 | 11 | 93,0 km/h |
| 9 | 6 | Schaller, Marek | DEU | RTG Kartsport | DEU | IKC 1151363 KBF 1166823 | CRG / Iame / Vega | 13 | 0:00,461 | 0:00,008 | 0:42,853 | 13 | 93,0 km/h |
| 10 | 36 | Van Der Helm, Tijmen | NLD | KSM Schumacher Racing Team | DEU | 35964 KBF 1067587 | Tony Kart / Vortex / Vega | 13 | 0:00,502 | 0:00,041 | 0:42,894 | 11 | 92,9 km/h |
| 11 | 19 | Tröger, Niels | DEU | RTG Kartsport | DEU | IKC 1139697 KBF 1166823 | CRG / Iame / Vega | 12 | 0:00,515 | 0:00,013 | 0:42,907 | 12 | 92,9 km/h |
| 12 | 65 | Brizhan, Alexey | AUT | Ward racing | SWE | C18504 102 | Tony Kart / Vortex / Vega | 12 | 0:00,518 | 0:00,003 | 0:42,910 | 11 | 92,9 km/h |
| 13 | 38 | Buus, Bastian | DNK | RS Competition | DNK | 59991 36053 | Tony Kart / Vortex / Vega | 12 | 0:00,550 | 0:00,032 | 0:42,942 | 12 | 92,8 km/h |
| 14 | 21 | Anderrüti, Leandro | CHE | Lanari Racing Team | DEU | 500212 KBF 1159049 | KR / Iame / Vega | 14 | 0:00,560 | 0:00,010 | 0:42,952 | 14 | 92,8 km/h |
| 15 | 14 | Tröger, Tim | DEU | Mach1 Motorsport | DEU | IKC 1132554 KBF 1005514 | Mach1 / Iame / Vega | 13 | 0:00,592 | 0:00,032 | 0:42,984 | 11 | 92,7 km/h |
| 16 | 49 | Van Berlo, Glenn | NLD | Lennox Racing Team | ITA | 36847 322955 | Exprit / Vortex / Vega | 13 | 0:00,615 | 0:00,023 | 0:43,007 | 9 | 92,7 km/h |
| 17 | 29 | Skjellerup, Oliver | DNK | Robert Schlussen | DNK | 58044 36053 | Tony Kart / Vortex / Vega | 11 | 0:00,683 | 0:00,068 | 0:43,075 | 10 | 92,5 km/h |
| 18 | 67 | Kacovsky, Matej | CZE | BIREL ART RACING KSW | AUT | 1011 BK 102 | BirelART / TM / Vega | 13 | 0:00,742 | 0:00,059 | 0:43,134 | 10 | 92,4 km/h |
| 19 | 8 | Liwinski, David | NLD | Mach1 Motorsport | DEU | 35786 KBF 1005514 | Mach1 / Iame / Vega | 13 | 0:00,796 | 0:00,054 | 0:43,188 | 13 | 92,3 km/h |
| 20 | 59 | Damhuis, Philipp | DEU | Millennium Racing Team | DEU | IKC 1147509 KBF 1095578 | Kosmic / Vortex / Vega | 12 | 0:00,797 | 0:00,001 | 0:43,189 | 12 | 92,3 km/h |
| 21 | 32 | Dörr, Phil | DEU | TB Racing Team | DEU | IKC 1162847 KBF 1116906 | Kart Republic / Parilla / Vega | 10 | 0:00,835 | 0:00,038 | 0:43,227 | 7 | 92,2 km/h |
| 22 | 45 | Read, Tyler | GBR | Ricky Flynn Motorsport | GBR | 263149 162392 | FA Alonso / Vortex / Vega | 9 | 0:00,842 | 0:00,007 | 0:43,234 | 8 | 92,2 km/h |
| 23 | 34 | Saarijärvi, Frans-Emil | FIN | KOSKI MOTORSPORT | FIN | 3476557 50054310 | Kosmic / Vortex / Vega | 13 | 0:00,844 | 0:00,002 | 0:43,236 | 12 | 92,2 km/h |
| 24 | 11 | Ferati, Jasin | CHE | KSM Schumacher Racing Team | DEU | 502257 KBF 1067587 | Tony Kart / Vortex / Vega | 11 | 0:00,847 | 0:00,003 | 0:43,239 | 11 | 92,2 km/h |
| 25 | 31 | Meyer Hansen, Mikkel | DNK | Racing Motor DK | DNK | 36477 03587 | KALI-KART / TM / Vega | 13 | 0:00,861 | 0:00,014 | 0:43,253 | 13 | 92,1 km/h |
| 26 | 88 | Schmidli, Titus-Shanghai | CHE | CS Racing | CHE | 502418 500001 | Tony Kart / Vortex / Vega | 13 | 0:00,911 | 0:00,050 | 0:43,303 | 12 | 92,0 km/h |
| 27 | 12 | Schulte, Maximilian | DEU | Solgat Motorsport | DEU | IKCR 1153757 KBF 1079882 | BirelArt / TM / Vega | 12 | 0:00,949 | 0:00,038 | 0:43,341 | 7 | 91,9 km/h |
| 28 | 16 | Volz, Rico | DEU | RS-Motorsport | DEU | IKC 1154071 KBF 1104126 | CRG / Iame / Vega | 13 | 0:00,960 | 0:00,011 | 0:43,352 | 11 | 91,9 km/h |
| 29 | 33 | Kortelainen, Rasmus | FIN | KOSKI MOTORSPORT | FIN | 34745739 50054310 | Tony Kart / Vortex / Vega | 13 | 0:01,151 | 0:00,191 | 0:43,543 | 9 | 91,5 km/h |
| 30 | 99 | Degenbeck, Patrick | DEU | TB Racing Team | DEU | IKC 1149780 KBF 1116906 | CRG / IAME / Vega | 11 | 0:01,203 | 0:00,052 | 0:43,595 | 9 | 91,4 km/h |
| 31 | 24 | Pavlíček, Matěj | CZE | PRAGA VMS RACING | CZE | 18 AS 0060 18 AT 00031 | PRAGA / TM / Vega | 11 | 0:01,250 | 0:00,047 | 0:43,642 | 9 | 91,3 km/h |
| 32 | 22 | Fritsch, Valentino | DEU | BIREL ART RACING KSW | AUT | IKB 1173038 BK 102 | BirelART / Iame / Vega | 12 | 0:01,434 | 0:00,184 | 0:43,826 | 11 | 90,9 km/h |
| 33 | 26 | Alibaks, Renzo | NLD | Zanardi Racing Team | NLD | 36331 28613 | Zanardi / TM / Vega | 10 | 0:01,557 | 0:00,123 | 0:43,949 | 10 | 90,7 km/h |
| 34 | 50 | Kovacs, Zsombor | HUN | KMS EUROPE KFT. | HUN | 4966 804 | Exprit / TM / Vega | 0 | | | | | |

Rennleitung: Volker Ehekircher Racedirektor: Thomas Lainer
 Sportkommissare: Thomas Ferrero / Ulrich Bell / Peter Brings / Tobias Amann
 Techn. Kommissare: H.-J. Dangers / A.Sengpiel / M. Grasshoff / C. Schmidt / D.Pietzko
 Zeitnahme: KART-DATA timing service Franz Schieszler / Martin Summerer

Warm Up DKM (OK)

Strecke / track: 1107 started: 34 classified: 34 not classified: 0

| Fahrename Driver | Haverkort Kas | Thompson Harry | Sasse Hugo | Arnold Felix | Tramnitz Tim | Fusen Jan David | O´dey Levi | Füngeling Luke | Schaller Marek | Van Der Helm Tijmen | Tröger Niels | Brizhoin Alexey |
|------------------------------|--------------------|--------------------|--------------------|--------------------|-------------------|--------------------|--------------------|--------------------|--------------------|------------------------|--------------------|--------------------|
| schnellste Runde in Runde | 0:42,392 Rn. 12 | 0:42,548 Rn. 13 | 0:42,595 Rn. 10 | 0:42,726 Rn. 12 | 0:42,770 Rn. 8 | 0:42,823 Rn. 12 | 0:42,829 Rn. 10 | 0:42,845 Rn. 11 | 0:42,853 Rn. 13 | 0:42,894 Rn. 11 | 0:42,907 Rn. 12 | 0:42,910 Rn. 11 |
| Speed | 94,0 km/h | 93,7 km/h | 93,6 km/h | 93,3 km/h | 93,2 km/h | 93,1 km/h | 93,0 km/h | 93,0 km/h | 93,0 km/h | 92,9 km/h | 92,9 km/h | 92,9 km/h |
| Lap 1 | 0:49,202 | 0:52,030 | 0:51,118 | 0:52,724 | 0:56,434 | 0:50,370 | 0:52,152 | 0:56,299 | 0:50,376 | 0:50,949 | 0:53,599 | 0:50,804 |
| Lap 2 | 0:47,970 | 0:45,510 | 0:45,377 | 0:46,759 | 0:52,923 | 0:46,254 | 0:46,564 | 0:52,886 | 0:46,736 | 0:46,706 | 0:46,276 | 0:45,951 |
| Lap 3 | 0:45,221 | 0:44,373 | 0:51,429 | 0:44,415 | 0:44,461 | 0:45,071 | 0:44,318 | 0:49,993 | 0:44,651 | 0:47,946 | 0:44,666 | 0:45,303 |
| Lap 4 | 0:44,213 | 0:50,514 | 0:44,071 | 0:44,641 | 0:47,782 | 0:44,689 | 0:43,858 | 0:48,303 | 0:44,923 | 0:48,166 | 0:45,992 | 0:46,294 |
| Lap 5 | 0:43,548 | 0:43,727 | 0:43,383 | 0:43,994 | 0:44,535 | 0:43,792 | 0:45,112 | 0:46,614 | 0:46,982 | 0:43,933 | 0:43,919 | 0:44,041 |
| Lap 6 | 0:43,115 | 0:43,310 | 0:42,831 | 0:43,471 | 0:43,025 | 0:43,422 | 0:43,444 | 0:45,682 | 0:43,831 | 0:43,481 | 0:43,676 | 0:45,052 |
| Lap 7 | 0:42,890 | 0:44,912 | 0:42,905 | 0:44,327 | 0:42,796 | 0:43,568 | 0:43,085 | 0:44,736 | 0:43,656 | 0:48,628 | 0:46,396 | 0:43,236 |
| Lap 8 | 0:43,014 | 0:43,198 | 0:42,870 | 0:43,326 | 0:42,770 | 0:43,229 | 0:43,624 | 0:43,531 | 0:43,409 | 0:44,142 | 0:43,305 | 0:43,063 |
| Lap 9 | 0:42,886 | 0:42,916 | 0:42,643 | 0:43,562 | 0:42,927 | 0:43,088 | 0:43,007 | 0:42,990 | 0:43,428 | 0:42,963 | 0:43,038 | 0:43,034 |
| Lap 10 | 0:42,472 | 0:42,806 | 0:42,595 | 0:43,698 | 0:43,330 | 0:43,499 | 0:42,829 | 0:43,274 | 0:43,260 | 0:43,018 | 0:42,964 | 0:43,316 |
| Lap 11 | 0:42,528 | 1:16,318 | 0:43,373 | 0:43,628 | | 0:42,860 | 0:43,110 | 0:42,845 | 0:43,162 | 0:42,894 | 0:43,179 | 0:42,910 |
| Lap 12 | 0:42,392 | 0:44,028 | | 0:42,726 | | 0:42,823 | 0:43,205 | 0:43,591 | 0:42,874 | 0:43,081 | 0:42,907 | 0:43,471 |
| Lap 13 | 0:42,613 | 0:42,548 | | 0:43,546 | | | 0:42,858 | 0:42,915 | 0:42,853 | 0:45,094 | | |
| Lap 14 | | | | | | | | | | | | |

Warm Up DKM (OK)

| Fahrername Driver | Bus Bastian | Anderrüti Leandro | Tröger Tim | Van Berlo Glenn | Skjellerup Oliver | Karovsky Matej | Liwinski David | Damhuis Philipp | Dörr Phil | Read Tyler | Saarijärvi Frans-Emil | Ferati Jasin |
|------------------------------|--------------------|----------------------|--------------------|--------------------|----------------------|--------------------|--------------------|--------------------|-------------------|-------------------|--------------------------|--------------------|
| schnellste Runde in Runde | 0:42,942 Rn. 12 | 0:42,952 Rn. 14 | 0:42,984 Rn. 11 | 0:43,007 Rn. 9 | 0:43,075 Rn. 10 | 0:43,134 Rn. 10 | 0:43,188 Rn. 13 | 0:43,189 Rn. 12 | 0:43,227 Rn. 7 | 0:43,234 Rn. 8 | 0:43,236 Rn. 12 | 0:43,239 Rn. 11 |
| Speed | 92,8 km/h | 92,8 km/h | 92,7 km/h | 92,7 km/h | 92,5 km/h | 92,4 km/h | 92,3 km/h | 92,3 km/h | 92,2 km/h | 92,2 km/h | 92,2 km/h | 92,2 km/h |
| Lap 1 | 0:53,571 | 0:52,778 | 0:52,415 | 0:51,138 | 0:53,347 | 0:58,656 | 0:52,797 | 0:51,848 | 0:51,455 | 0:54,516 | 0:51,461 | 0:59,843 |
| Lap 2 | 0:46,022 | 0:46,580 | 0:46,930 | 0:45,879 | 0:46,417 | 0:46,694 | 0:47,248 | 0:47,328 | 0:45,869 | 0:47,201 | 0:46,272 | 0:54,295 |
| Lap 3 | 0:44,753 | 0:45,641 | 0:44,874 | 0:44,086 | 0:45,226 | 0:45,160 | 0:45,118 | 1:26,145 | 0:44,964 | 0:45,633 | 0:46,007 | 0:56,208 |
| Lap 4 | 0:43,874 | 0:45,457 | 0:44,519 | 0:45,052 | 0:44,246 | 0:46,722 | 0:44,388 | 0:47,743 | 0:44,093 | 0:45,542 | 0:45,171 | 1:39,034 |
| Lap 5 | 0:45,116 | 0:44,446 | 0:45,582 | 0:45,367 | 0:43,830 | 0:46,104 | 0:44,849 | 0:45,536 | 0:43,848 | 0:45,027 | 0:44,816 | 0:49,757 |
| Lap 6 | 0:43,443 | 0:43,986 | 0:43,915 | 0:43,605 | 0:45,509 | 0:44,521 | 0:44,621 | 0:43,940 | 0:43,496 | 0:44,573 | 0:46,648 | 0:45,552 |
| Lap 7 | 0:43,775 | 0:43,138 | 0:43,289 | 0:43,491 | 1:55,081 | 0:43,349 | 0:43,527 | 0:43,974 | 0:43,227 | 0:44,220 | 0:43,989 | 0:44,315 |
| Lap 8 | 0:43,641 | 0:43,184 | 0:43,417 | 0:43,435 | 0:47,270 | 0:43,568 | 0:43,660 | 0:43,464 | 0:43,674 | 0:43,234 | 0:43,383 | 0:43,739 |
| Lap 9 | 0:43,001 | 0:43,304 | 0:43,828 | 0:43,007 | 0:43,386 | 0:43,608 | 0:43,271 | 0:43,653 | 0:43,291 | 0:43,699 | 0:43,349 | 0:43,344 |
| Lap 10 | 0:43,455 | 0:43,040 | 0:45,345 | 0:43,174 | 0:43,075 | 0:43,134 | 0:43,276 | 0:43,660 | 0:43,260 | | 0:43,421 | 0:43,631 |
| Lap 11 | 0:44,129 | 0:43,167 | 0:42,984 | 0:43,115 | 0:43,453 | 0:43,265 | 0:43,213 | 0:43,301 | 0:43,277 | | 0:43,277 | 0:43,239 |
| Lap 12 | 0:42,942 | 0:42,967 | 0:44,100 | 0:43,101 | 0:43,480 | 0:43,480 | 0:45,111 | 0:43,189 | | | 0:43,236 | |
| Lap 13 | 0:43,494 | 0:43,494 | 0:43,500 | 0:43,151 | | 0:43,155 | 0:43,188 | | | | 0:45,435 | |
| Lap 14 | 0:42,952 | | | | | | | | | | | |

Strecke / track: 1107 started: 34 classified: 34 not classified: 0

DMSB-RegNr: 206/2018

Warm Up DKM (OK)

Strecke / track: 1107 started: 34 classified: 34 not classified: 0

| Fahrername Driver | Meyer Hansen Mikkel | Schmidli Titus-Shanghai | Schulte Maximilian | Volz Rico | Kortelainen Rasmus | Degenbeck Patrick | Pavířek Matěj | Fritsch Valentino | Alibaks Renzo | Kovacs Zsombor |
|------------------------------|------------------------|----------------------------|-----------------------|--------------------|-----------------------|----------------------|-------------------|----------------------|--------------------|-------------------|
| schnellste Runde in Runde | 0:43,253 Rn. 13 | 0:43,303 Rn. 12 | 0:43,341 Rn. 7 | 0:43,352 Rn. 11 | 0:43,543 Rn. 9 | 0:43,595 Rn. 9 | 0:43,642 Rn. 9 | 0:43,826 Rn. 11 | 0:43,949 Rn. 10 | |
| Speed | 92,1 km/h | 92,0 km/h | 91,9 km/h | 91,9 km/h | 91,5 km/h | 91,4 km/h | 91,3 km/h | 90,9 km/h | 90,7 km/h | |
| Lap 1 | 0:51,627 | 0:51,766 | 0:51,370 | 0:53,471 | 0:50,251 | 0:52,186 | 0:51,094 | 1:02,851 | 0:58,558 | |
| Lap 2 | 0:47,874 | 0:46,089 | 0:46,754 | 0:46,626 | 0:46,579 | 0:46,459 | 0:46,879 | 0:58,790 | 0:47,420 | |
| Lap 3 | 0:45,572 | 0:45,443 | 0:44,677 | 0:47,713 | 0:46,062 | 0:44,927 | 0:47,272 | 0:55,385 | 0:48,584 | |
| Lap 4 | 0:45,437 | 0:45,308 | 0:44,570 | 0:45,876 | 0:44,688 | 0:45,011 | 0:45,501 | 0:52,276 | 0:47,169 | |
| Lap 5 | 0:46,172 | 0:45,071 | 0:43,775 | 0:44,811 | 0:46,288 | 0:44,467 | 0:44,620 | 0:53,447 | 0:45,853 | |
| Lap 6 | 0:44,143 | 0:44,129 | 0:43,747 | 0:44,450 | 0:44,467 | 0:44,736 | 0:45,891 | 0:54,697 | 0:44,332 | |
| Lap 7 | 0:44,812 | 0:44,077 | 0:43,341 | 0:44,062 | 0:44,510 | 0:44,925 | 0:45,339 | 0:49,913 | 2:06,716 | |
| Lap 8 | 0:43,831 | 0:43,382 | 0:44,067 | 0:43,599 | 0:43,812 | 0:43,724 | 0:44,018 | 0:47,521 | 0:49,888 | |
| Lap 9 | 0:43,771 | 0:43,631 | 0:43,585 | 0:44,322 | 0:43,543 | 0:43,595 | 0:43,642 | 0:45,606 | 0:44,380 | |
| Lap 10 | 0:44,068 | 0:43,891 | 0:45,190 | 0:43,757 | 0:45,530 | 0:43,670 | 0:44,065 | 0:44,552 | 0:43,949 | |
| Lap 11 | 0:43,410 | 0:43,397 | 0:44,485 | 0:43,352 | 0:44,372 | 0:43,654 | 0:43,925 | 0:43,826 | | |
| Lap 12 | 0:43,571 | 0:43,303 | 0:43,748 | 0:44,070 | 0:44,519 | | | 0:44,092 | | |
| Lap 13 | 0:43,253 | 0:44,660 | | 0:43,684 | 0:43,924 | | | | | |
| Lap 14 | | | | | | | | | | |

Warm Up DKM (OK)

| Ziel | | Sektion 1 | | Sektion 2 | | Sektion 3 | |
|-------------------------------|----------|----------------------------|----------|----------------------------|----------|----------------------------|----------|
| Fahrername | Zeit | Fahrername | Zeit | Fahrername | Zeit | Fahrername | Zeit |
| 1 30 Haverkort, Kas | 0:42,392 | 30 Haverkort, Kas | 0:12,647 | 30 Haverkort, Kas | 0:18,524 | 30 Haverkort, Kas | 0:11,096 |
| 2 39 Thompson, Harry | 0:42,548 | 86 Sasse, Hugo | 0:12,689 | 39 Thompson, Harry | 0:18,564 | 17 Füngeling, Luke | 0:11,152 |
| 3 86 Sasse, Hugo | 0:42,595 | 19 Tröger, Niels | 0:12,718 | 77 Trammitz, Tim | 0:18,572 | 86 Sasse, Hugo | 0:11,156 |
| 4 4 Arnold, Felix | 0:42,726 | 65 Brizhan, Alexey | 0:12,761 | 86 Sasse, Hugo | 0:18,617 | 10 O' dey, Levi | 0:11,193 |
| 5 77 Trammitz, Tim | 0:42,770 | 77 Trammitz, Tim | 0:12,762 | 4 Arnold, Felix | 0:18,642 | 19 Tröger, Niels | 0:11,196 |
| 6 40 Fusen, Jan David | 0:42,823 | 39 Thompson, Harry | 0:12,768 | 17 Füngeling, Luke | 0:18,696 | 39 Thompson, Harry | 0:11,208 |
| 7 10 O' dey, Levi | 0:42,829 | 21 Anderrüti, Leandro | 0:12,793 | 21 Anderrüti, Leandro | 0:18,726 | 6 Schaller, Marek | 0:11,213 |
| 8 17 Füngeling, Luke | 0:42,845 | 4 Arnold, Felix | 0:12,806 | 45 Read, Tyler | 0:18,734 | 40 Fusen, Jan David | 0:11,226 |
| 9 6 Schaller, Marek | 0:42,853 | 6 Schaller, Marek | 0:12,810 | 36 Van Der Helm, Tijmen | 0:18,736 | 36 Van Der Helm, Tijmen | 0:11,230 |
| 10 36 Van Der Helm, Tijmen | 0:42,894 | 40 Fusen, Jan David | 0:12,811 | 40 Fusen, Jan David | 0:18,747 | 21 Anderrüti, Leandro | 0:11,254 |
| 11 19 Tröger, Niels | 0:42,907 | 36 Van Der Helm, Tijmen | 0:12,817 | 65 Brizhan, Alexey | 0:18,757 | 65 Brizhan, Alexey | 0:11,260 |
| 12 65 Brizhan, Alexey | 0:42,910 | 38 Buis, Bastian | 0:12,825 | 6 Schaller, Marek | 0:18,764 | 8 Liwinski, David | 0:11,268 |
| 13 38 Buis, Bastian | 0:42,942 | 29 Skjellerup, Oliver | 0:12,828 | 10 O' dey, Levi | 0:18,773 | 77 Trammitz, Tim | 0:11,270 |
| 14 21 Anderrüti, Leandro | 0:42,952 | 14 Tröger, Tim | 0:12,836 | 19 Tröger, Niels | 0:18,774 | 59 Damhuis, Philipp | 0:11,277 |
| 15 14 Tröger, Tim | 0:42,984 | 17 Füngeling, Luke | 0:12,838 | 38 Buis, Bastian | 0:18,774 | 4 Arnold, Felix | 0:11,278 |
| 16 49 Van Berlo, Glenn | 0:43,007 | 8 Liwinski, David | 0:12,844 | 67 Karovsky, Matej | 0:18,805 | 49 Van Berlo, Glenn | 0:11,279 |
| 17 29 Skjellerup, Oliver | 0:43,075 | 10 O' dey, Levi | 0:12,847 | 49 Van Berlo, Glenn | 0:18,818 | 34 Saarijärvi, Frans-Emil | 0:11,293 |
| 18 67 Karovsky, Matej | 0:43,134 | 11 Ferati, Jasin | 0:12,885 | 14 Tröger, Tim | 0:18,844 | 29 Skjellerup, Oliver | 0:11,297 |
| 19 8 Liwinski, David | 0:43,188 | 45 Read, Tyler | 0:12,891 | 34 Saarijärvi, Frans-Emil | 0:18,853 | 14 Tröger, Tim | 0:11,304 |
| 20 59 Damhuis, Philipp | 0:43,189 | 59 Damhuis, Philipp | 0:12,896 | 32 Dörr, Phil | 0:18,854 | 32 Dörr, Phil | 0:11,317 |
| 21 32 Dörr, Phil | 0:43,227 | 67 Karovsky, Matej | 0:12,901 | 8 Liwinski, David | 0:18,886 | 31 Meyer Hansen, Mikkel | 0:11,327 |
| 22 45 Read, Tyler | 0:43,234 | 49 Van Berlo, Glenn | 0:12,910 | 12 Schulte, Maximilian | 0:18,906 | 67 Karovsky, Matej | 0:11,336 |
| 23 34 Saarijärvi, Frans-Emil | 0:43,236 | 32 Dörr, Phil | 0:12,920 | 88 Schmidt, Titus-Shanghai | 0:18,926 | 38 Buis, Bastian | 0:11,341 |
| 24 11 Ferati, Jasin | 0:43,239 | 16 Volz, Rico | 0:12,923 | 16 Volz, Rico | 0:18,936 | 88 Schmidt, Titus-Shanghai | 0:11,362 |
| 25 31 Meyer Hansen, Mikkel | 0:43,253 | 88 Schmidt, Titus-Shanghai | 0:12,925 | 29 Skjellerup, Oliver | 0:18,938 | 12 Schulte, Maximilian | 0:11,364 |
| 26 88 Schmidt, Titus-Shanghai | 0:43,303 | 34 Saarijärvi, Frans-Emil | 0:12,940 | 59 Damhuis, Philipp | 0:18,944 | 11 Ferati, Jasin | 0:11,381 |
| 27 12 Schulte, Maximilian | 0:43,341 | 33 Kortelainen, Rasmus | 0:12,954 | 11 Ferati, Jasin | 0:18,958 | 45 Read, Tyler | 0:11,405 |
| 28 16 Volz, Rico | 0:43,352 | 12 Schulte, Maximilian | 0:12,959 | 31 Meyer Hansen, Mikkel | 0:18,958 | 22 Fritsch, Valentino | 0:11,414 |
| 29 33 Kortelainen, Rasmus | 0:43,543 | 31 Meyer Hansen, Mikkel | 0:12,968 | 24 Pavlicek, Matej | 0:19,022 | 33 Kortelainen, Rasmus | 0:11,433 |
| 30 99 Degenbeck, Patrick | 0:43,595 | 99 Degenbeck, Patrick | 0:12,976 | 26 Alibaks, Renzo | 0:19,048 | 99 Degenbeck, Patrick | 0:11,439 |
| 31 24 Pavlicek, Matej | 0:43,642 | 24 Pavlicek, Matej | 0:12,981 | 22 Fritsch, Valentino | 0:19,050 | 24 Pavlicek, Matej | 0:11,453 |
| 32 22 Fritsch, Valentino | 0:43,826 | 26 Alibaks, Renzo | 0:13,085 | 33 Kortelainen, Rasmus | 0:19,064 | 16 Volz, Rico | 0:11,489 |
| 33 26 Alibaks, Renzo | 0:43,949 | 22 Fritsch, Valentino | 0:13,269 | 99 Degenbeck, Patrick | 0:19,075 | 26 Alibaks, Renzo | 0:11,555 |
| 34 50 Kovacs, Zsombor | | 50 Kovacs, Zsombor | | 50 Kovacs, Zsombor | | 50 Kovacs, Zsombor | |

Warm Up DKM (OK)

Die schnellsten Zeiten

| Ort | Nr. Fahrername | Streckenl. | Zeit | ø Speed |
|-----------|------------------|------------|----------|-----------|
| Ziel | 30 Haverkort,Kas | 1107 m | 0:42,392 | 94,0 km/h |
| Sektion 1 | 30 Haverkort,Kas | 329 m | 0:12,647 | 93,7 km/h |
| Sektion 2 | 30 Haverkort,Kas | 475 m | 0:18,524 | 92,3 km/h |
| Sektion 3 | 30 Haverkort,Kas | 303 m | 0:11,096 | 98,3 km/h |

| | Stnr.30 Haverkort,Kas NLD Zanardi Racing Team | Stnr.39 Thompson,Harry GBR Ricky Flynn Motorsport | Stnr.86 Sasse,Hugo DEU TB Racing Team | Stnr.4 Arnold,Felix DEU KSM Schumacher Racing Team | Stnr.77 Tramnitz,Tim DEU KSM Schumacher Racing Team |
|----------|--|--|--|--|---|
| | theoretisch mögliche Bestzeit 0:42,267 | theoretisch mögliche Bestzeit 0:42,540 | theoretisch mögliche Bestzeit 0:42,462 | theoretisch mögliche Bestzeit 0:42,726 | theoretisch mögliche Bestzeit 0:42,604 |
| Ziel | Sektion 1 0:12,647 Sektion 2 0:18,524 Sektion 3 0:11,096 | Sektion 1 0:12,768 Sektion 2 0:18,564 Sektion 3 0:11,208 | Sektion 1 0:12,689 Sektion 2 0:18,617 Sektion 3 0:11,156 | Sektion 1 0:12,806 Sektion 2 0:18,642 Sektion 3 0:11,278 | Sektion 1 0:12,762 Sektion 2 0:18,572 Sektion 3 0:11,270 |
| best | 0:42,392 0:12,647 0:18,524 0:11,096 | 0:42,548 0:12,768 0:18,564 0:11,208 | 0:42,595 0:12,689 0:18,617 0:11,156 | 0:42,726 0:12,806 0:18,642 0:11,278 | 0:42,770 0:12,762 0:18,572 0:11,270 |
| Runde 1 | 0:49,202 0:15,923 0:21,031 0:12,248 | 0:52,030 0:17,027 0:22,097 0:12,906 | 0:51,118 0:17,175 0:21,590 0:12,353 | 0:52,724 0:16,788 0:22,423 0:13,513 | 0:56,434 0:16,121 0:25,538 0:14,775 |
| Runde 2 | 0:47,970 0:13,859 0:20,461 0:13,650 | 0:45,510 0:13,890 0:19,754 0:11,866 | 0:45,377 0:13,620 0:19,991 0:11,766 | 0:46,759 0:14,205 0:19,975 0:12,579 | 0:52,923 0:17,964 0:22,154 0:12,805 |
| Runde 3 | 0:45,221 0:13,895 0:19,442 0:11,884 | 0:44,373 0:13,345 0:19,394 0:11,634 | 0:51,429 0:13,325 0:22,473 0:15,631 | 0:44,415 0:13,478 0:19,319 0:11,618 | 0:44,461 0:13,711 0:19,166 0:11,584 |
| Runde 4 | 0:44,213 0:13,635 0:19,087 0:11,491 | 0:50,514 0:15,159 0:23,652 0:11,703 | 0:44,071 0:13,362 0:19,156 0:11,553 | 0:44,641 0:13,189 0:19,551 0:11,901 | 0:47,782 0:13,317 0:20,203 0:14,262 |
| Runde 5 | 0:43,548 0:13,090 0:18,914 0:11,544 | 0:43,727 0:13,172 0:19,151 0:11,404 | 0:43,383 0:12,994 0:18,770 0:11,619 | 0:43,994 0:13,315 0:19,156 0:11,523 | 0:44,535 0:14,178 0:19,071 0:11,286 |
| Runde 6 | 0:43,115 0:13,070 0:18,840 0:11,205 | 0:43,310 0:13,034 0:18,976 0:11,300 | 0:42,831 0:12,966 0:18,617 0:11,248 | 0:43,471 0:13,178 0:18,877 0:11,416 | 0:43,025 0:13,060 0:18,695 0:11,270 |
| Runde 7 | 0:42,890 0:12,794 0:18,662 0:11,434 | 0:44,912 0:13,088 0:19,476 0:12,348 | 0:42,905 0:12,711 0:18,707 0:11,487 | 0:44,327 0:12,998 0:18,997 0:12,332 | 0:42,796 0:12,826 0:18,609 0:11,361 |
| Runde 8 | 0:43,014 0:13,146 0:18,678 0:11,190 | 0:43,198 0:13,048 0:18,869 0:11,281 | 0:42,870 0:12,746 0:18,819 0:11,305 | 0:43,326 0:13,011 0:18,907 0:11,408 | 0:42,770 0:12,762 0:18,694 0:11,314 |
| Runde 9 | 0:42,886 0:12,703 0:18,673 0:11,510 | 0:42,916 0:12,816 0:18,777 0:11,323 | 0:42,643 0:12,807 0:18,680 0:11,156 | 0:43,562 0:13,384 0:18,868 0:11,310 | 0:42,927 0:13,018 0:18,572 0:11,337 |
| Runde 10 | 0:42,472 0:12,827 0:18,524 0:11,121 | 0:42,806 0:12,847 0:18,751 0:11,208 | 0:42,595 0:12,772 0:18,649 0:11,174 | 0:43,698 0:12,963 0:18,711 0:12,024 | 0:43,330 0:13,002 0:18,745 0:11,583 |
| Runde 11 | 0:42,528 0:12,701 0:18,664 0:11,163 | 1:16,318 0:12,881 0:18,631 0:44,806 | 0:43,373 0:12,777 0:19,402 0:11,194 | 0:43,628 0:13,324 0:18,952 0:11,352 | |
| Runde 12 | 0:42,392 0:12,647 0:18,649 0:11,096 | 0:44,028 0:13,858 0:18,901 0:11,269 | 0:42,689 0:18,735 | 0:42,726 0:12,806 0:18,642 0:11,278 | |
| Runde 13 | 0:42,613 0:12,649 0:18,583 0:11,381 | 0:42,548 0:12,768 0:18,564 0:11,216 | | 0:43,546 0:12,890 0:18,761 0:11,895 | |
| Runde 14 | 0:12,880 0:18,675 | | | | |

DMSB-Reglir:208/2018

Warm Up DKM (OK)

Die schnellsten Zeiten

| Ort | Nr. Fahrername | Streckenkil. | Zeit | Ø Speed |
|-----------|------------------|--------------|----------|-----------|
| Ziel | 30 Haverkort,Kas | 1107 m | 0:42,392 | 94,0 km/h |
| Sektion 1 | 30 Haverkort,Kas | 329 m | 0:12,647 | 93,7 km/h |
| Sektion 2 | 30 Haverkort,Kas | 475 m | 0:18,524 | 92,3 km/h |
| Sektion 3 | 30 Haverkort,Kas | 303 m | 0:11,096 | 98,3 km/h |

| | Snr.40 Fussen,Jan David DEU Solgat Motorsport | Snr.10 O´dey,Levi DEU KSM Schumacher Racing Team | Snr.17 Füngeling,Luke DEU Valier Motorsport | Snr.6 Schaller,Marek DEU RTG Kartsport | Snr.36 Van Der Helm,Tijmen NLD KSM Schumacher Racing Team |
|----------|--|--|--|--|---|
| | theoretisch mögliche Bestzeit 0:42,784 | theoretisch mögliche Bestzeit 0:42,813 | theoretisch mögliche Bestzeit 0:42,686 | theoretisch mögliche Bestzeit 0:42,787 | theoretisch mögliche Bestzeit 0:42,783 |
| Ziel | Sektion 1 0:12,811 Sektion 2 0:18,747 Sektion 3 0:11,226 | Sektion 1 0:12,847 Sektion 2 0:18,773 Sektion 3 0:11,193 | Sektion 1 0:12,838 Sektion 2 0:18,696 Sektion 3 0:11,152 | Sektion 1 0:12,810 Sektion 2 0:18,764 Sektion 3 0:11,213 | Sektion 1 0:12,817 Sektion 2 0:18,736 Sektion 3 0:11,230 |
| best | 0:42,823 0:12,811 0:18,747 0:11,226 | 0:42,829 0:12,847 0:18,773 0:11,193 | 0:42,845 0:12,838 0:18,696 0:11,152 | 0:42,853 0:12,810 0:18,764 0:11,213 | 0:42,894 0:12,817 0:18,736 0:11,230 |
| Runde 1 | 0:50,370 0:16,427 0:21,303 0:12,640 | 0:52,152 0:16,942 0:22,282 0:12,928 | 0:56,299 0:17,962 0:23,966 0:14,371 | 0:50,376 0:16,487 0:21,439 0:12,450 | 0:50,949 0:16,736 0:21,498 0:12,715 |
| Runde 2 | 0:46,254 0:13,918 0:20,258 0:12,078 | 0:46,564 0:14,378 0:20,070 0:12,116 | 0:52,886 0:16,687 0:22,737 0:13,462 | 0:46,736 0:14,199 0:20,594 0:11,943 | 0:46,706 0:14,026 0:20,795 0:11,885 |
| Runde 3 | 0:45,071 0:13,453 0:19,626 0:11,992 | 0:44,318 0:13,428 0:19,340 0:11,550 | 0:49,993 0:15,399 0:21,838 0:12,756 | 0:44,651 0:13,597 0:19,513 0:11,541 | 0:47,946 0:13,989 0:19,848 0:14,109 |
| Runde 4 | 0:44,689 0:13,240 0:19,416 0:11,933 | 0:43,858 0:13,031 0:19,299 0:11,528 | 0:48,303 0:14,615 0:20,911 0:12,777 | 0:44,923 0:13,778 0:19,620 0:11,525 | 0:48,166 0:16,832 0:19,717 0:11,617 |
| Runde 5 | 0:43,792 0:13,295 0:19,046 0:11,451 | 0:43,444 0:13,407 0:19,373 0:12,332 | 0:46,614 0:14,602 0:20,058 0:11,954 | 0:46,982 0:13,301 0:22,010 0:11,671 | 0:43,933 0:13,265 0:19,168 0:11,500 |
| Runde 6 | 0:43,422 0:13,074 0:18,995 0:11,353 | 0:43,085 0:12,962 0:18,951 0:11,361 | 0:45,682 0:14,250 0:19,627 0:11,805 | 0:43,831 0:13,223 0:19,127 0:11,481 | 0:43,481 0:13,014 0:19,018 0:11,449 |
| Runde 7 | 0:43,568 0:13,018 0:18,997 0:11,553 | 0:43,624 0:12,894 0:19,416 0:11,314 | 0:44,736 0:13,578 0:19,543 0:11,615 | 0:43,656 0:13,178 0:19,114 0:11,364 | 0:48,628 0:13,387 0:20,941 0:14,300 |
| Runde 8 | 0:43,229 0:13,006 0:18,911 0:11,312 | 0:43,624 0:12,894 0:19,416 0:11,314 | 0:43,531 0:13,146 0:19,041 0:11,344 | 0:43,409 0:13,072 0:19,012 0:11,325 | 0:44,142 0:14,003 0:18,891 0:11,248 |
| Runde 9 | 0:43,088 0:12,995 0:18,867 0:11,226 | 0:43,007 0:12,903 0:18,834 0:11,270 | 0:42,990 0:12,866 0:18,899 0:11,225 | 0:43,428 0:13,213 0:18,876 0:11,339 | 0:42,963 0:12,850 0:18,841 0:11,272 |
| Runde 10 | 0:43,499 0:13,271 0:18,898 0:11,330 | 0:42,829 0:12,847 0:18,776 0:11,206 | 0:43,274 0:12,838 0:18,942 0:11,494 | 0:43,260 0:13,094 0:18,838 0:11,328 | 0:43,018 0:13,030 0:18,736 0:11,252 |
| Runde 11 | 0:42,860 0:12,854 0:18,747 0:11,259 | 0:43,110 0:12,921 0:18,910 0:11,279 | 0:42,845 0:12,997 0:18,696 0:11,152 | 0:43,162 0:13,001 0:18,948 0:11,213 | 0:42,894 0:12,886 0:18,778 0:11,230 |
| Runde 12 | 0:42,823 0:12,811 0:18,752 0:11,260 | 0:43,205 0:12,865 0:19,016 0:11,324 | 0:43,591 0:13,233 0:19,118 0:11,240 | 0:42,874 0:12,817 0:18,776 0:11,281 | 0:43,081 0:12,817 0:18,833 0:11,431 |
| Runde 13 | 0:12,870 0:18,845 | 0:12,853 0:18,812 | 0:12,879 0:18,828 | 0:12,810 0:18,764 | 0:13,525 0:18,967 |
| Runde 14 | | 0:11,193 | 0:11,193 | 0:11,279 | 0:12,602 |

DMSB-Reglir: 206 / 2018

Warm Up DKM (OK)

Die schnellsten Zeiten

| Ort | Nr. Fahrername | Streckl. | Zeit | Ø Speed |
|-----------|------------------|----------|----------|-----------|
| Ziel | 30 Haverkort,Kas | 1107 m | 0:42,392 | 94,0 km/h |
| Sektion 1 | 30 Haverkort,Kas | 329 m | 0:12,647 | 93,7 km/h |
| Sektion 2 | 30 Haverkort,Kas | 475 m | 0:18,524 | 92,3 km/h |
| Sektion 3 | 30 Haverkort,Kas | 303 m | 0:11,096 | 98,3 km/h |

| | Smr.19 Tröger,Niels DEU RTG Kartsport | | Smr.65 Brizhan,Alexey AUT Ward racing | | Smr.38 Buis,Bastian DNK RS Competition | | Smr.21 Anderrüti,Leandro CHE Lanari Racing Team | | Smr.14 Tröger,Tim DEU Mach1 Motorsport | | | | | | | | | | | |
|----------|---|----------|---|----------|--|----------|---|----------|--|----------|----------|----------|----------|----------|----------|----------|----------|----------|----------|----------|
| | theoretisch mögliche Bestzeit | Ziel | theoretisch mögliche Bestzeit | Ziel | theoretisch mögliche Bestzeit | Ziel | theoretisch mögliche Bestzeit | Ziel | theoretisch mögliche Bestzeit | Ziel | | | | | | | | | | |
| best | 0:42,907 | 0:12,718 | 0:18,774 | 0:11,196 | 0:42,910 | 0:12,761 | 0:18,757 | 0:11,260 | 0:42,942 | 0:12,825 | 0:18,774 | 0:11,341 | 0:42,952 | 0:12,793 | 0:18,726 | 0:11,254 | 0:42,984 | 0:12,836 | 0:18,844 | 0:11,304 |
| Runde 1 | 0:53,599 | 0:16,953 | 0:22,168 | 0:14,478 | 0:50,804 | 0:15,822 | 0:21,764 | 0:13,218 | 0:53,571 | 0:18,371 | 0:22,232 | 0:12,968 | 0:52,778 | 0:17,020 | 0:22,796 | 0:12,962 | 0:52,415 | 0:17,480 | 0:22,087 | 0:12,848 |
| Runde 2 | 0:46,276 | 0:14,078 | 0:20,135 | 0:12,063 | 0:45,951 | 0:14,271 | 0:19,836 | 0:11,844 | 0:46,022 | 0:14,145 | 0:19,968 | 0:11,909 | 0:46,580 | 0:14,344 | 0:20,183 | 0:12,053 | 0:46,930 | 0:14,335 | 0:20,211 | 0:12,384 |
| Runde 3 | 0:44,666 | 0:13,343 | 0:19,628 | 0:11,695 | 0:45,303 | 0:13,522 | 0:20,015 | 0:11,766 | 0:44,753 | 0:13,483 | 0:19,553 | 0:11,717 | 0:45,641 | 0:13,504 | 0:19,503 | 0:12,634 | 0:44,874 | 0:13,571 | 0:19,510 | 0:11,793 |
| Runde 4 | 0:45,992 | 0:13,211 | 0:21,145 | 0:11,636 | 0:46,294 | 0:13,316 | 0:20,350 | 0:12,628 | 0:43,874 | 0:13,198 | 0:19,172 | 0:11,504 | 0:45,457 | 0:13,998 | 0:19,516 | 0:11,943 | 0:44,519 | 0:13,394 | 0:19,436 | 0:11,689 |
| Runde 5 | 0:43,919 | 0:13,233 | 0:19,203 | 0:11,483 | 0:44,041 | 0:13,331 | 0:19,215 | 0:11,495 | 0:45,116 | 0:13,082 | 0:19,348 | 0:12,686 | 0:44,446 | 0:13,338 | 0:19,449 | 0:11,659 | 0:45,582 | 0:13,280 | 0:19,932 | 0:12,370 |
| Runde 6 | 0:43,676 | 0:13,130 | 0:19,149 | 0:11,397 | 0:45,052 | 0:13,123 | 0:20,303 | 0:11,626 | 0:43,443 | 0:13,056 | 0:18,977 | 0:11,410 | 0:43,986 | 0:13,005 | 0:19,573 | 0:11,408 | 0:43,915 | 0:13,494 | 0:19,086 | 0:11,335 |
| Runde 7 | 0:46,396 | 0:13,485 | 0:20,595 | 0:12,316 | 0:43,236 | 0:12,954 | 0:18,955 | 0:11,335 | 0:43,775 | 0:13,101 | 0:19,139 | 0:11,535 | 0:43,138 | 0:12,994 | 0:18,833 | 0:11,311 | 0:43,289 | 0:12,955 | 0:19,018 | 0:11,316 |
| Runde 8 | 0:43,305 | 0:13,087 | 0:18,877 | 0:11,341 | 0:43,063 | 0:12,878 | 0:18,850 | 0:11,382 | 0:43,641 | 0:12,969 | 0:19,224 | 0:11,448 | 0:43,184 | 0:12,931 | 0:18,873 | 0:11,380 | 0:43,417 | 0:12,868 | 0:19,109 | 0:11,440 |
| Runde 9 | 0:43,038 | 0:13,022 | 0:18,803 | 0:11,213 | 0:43,034 | 0:12,761 | 0:18,891 | 0:11,382 | 0:43,001 | 0:12,834 | 0:18,826 | 0:11,341 | 0:43,304 | 0:12,970 | 0:18,877 | 0:11,457 | 0:43,828 | 0:12,882 | 0:18,864 | 0:12,082 |
| Runde 10 | 0:42,964 | 0:12,994 | 0:18,774 | 0:11,196 | 0:43,316 | 0:13,096 | 0:18,908 | 0:11,312 | 0:43,455 | 0:12,926 | 0:19,095 | 0:11,434 | 0:43,040 | 0:12,878 | 0:18,832 | 0:11,330 | 0:45,345 | 0:13,415 | 0:20,354 | 0:11,576 |
| Runde 11 | 0:43,179 | 0:12,781 | 0:18,981 | 0:11,417 | 0:42,910 | 0:12,871 | 0:18,779 | 0:11,260 | 0:44,129 | 0:12,950 | 0:19,066 | 0:12,113 | 0:43,167 | 0:12,804 | 0:18,802 | 0:11,561 | 0:42,984 | 0:12,836 | 0:18,844 | 0:11,304 |
| Runde 12 | 0:42,907 | 0:12,837 | 0:18,788 | 0:11,282 | 0:43,471 | 0:12,932 | 0:18,757 | 0:11,782 | 0:42,942 | 0:12,825 | 0:18,774 | 0:11,343 | 0:42,967 | 0:12,932 | 0:18,781 | 0:11,254 | 0:44,100 | 0:13,534 | 0:19,209 | 0:11,357 |
| Runde 13 | | | | | | | | | 0:43,494 | 0:12,963 | 0:19,160 | 0:11,371 | 0:43,494 | 0:12,963 | 0:19,160 | 0:11,371 | 0:43,500 | 0:12,840 | 0:19,312 | 0:11,348 |
| Runde 14 | | | | | | | | | 0:42,952 | 0:12,793 | 0:18,726 | 0:11,433 | 0:42,952 | 0:12,793 | 0:18,726 | 0:11,433 | | | | |



DEUTSCHE KART-MEISTERSCHAFTEN 2018 27-29 / 07 / 2018


DMSB-Reglir: 208 / 2018

Warm Up DKM (OK)

Die schnellsten Zeiten

| Ort | Nr. Fahrername | Streckentl. | Zeit | Ø Speed |
|-----------|-------------------|-------------|----------|-----------|
| Ziel | 30 Haverkort, Kas | 1107 m | 0:42,392 | 94,0 km/h |
| Sektion 1 | 30 Haverkort, Kas | 329 m | 0:12,647 | 93,7 km/h |
| Sektion 2 | 30 Haverkort, Kas | 475 m | 0:18,524 | 92,3 km/h |
| Sektion 3 | 30 Haverkort, Kas | 303 m | 0:11,096 | 98,3 km/h |

| | Snr.49 Van Berlo, Glenn NLD Lennox Racing Team theoretisch mögliche Bestzeit 0:43,007 | Snr.29 Skjellerup, Oliver DNK Robert Schlunssen theoretisch mögliche Bestzeit 0:43,063 | Snr.67 Karovsky, Matej CZE BIREL ART RACING KSW theoretisch mögliche Bestzeit 0:43,042 | Snr.8 Liwinski, David NLD Mach1 Motorsport theoretisch mögliche Bestzeit 0:42,998 | Snr.59 Damhuis, Philipp DEU Millennium Racing Team theoretisch mögliche Bestzeit 0:43,117 |
|----------|--|---|---|--|--|
| best | Ziel 0:43,007 0:12,910 0:18,818 0:11,279 | Ziel 0:43,075 0:12,828 0:18,938 0:11,297 | Ziel 0:43,134 0:12,901 0:18,805 0:11,336 | Ziel 0:43,188 0:12,844 0:18,886 0:11,268 | Ziel 0:43,189 0:12,896 0:18,944 0:11,277 |
| Runde 1 | 0:51,138 0:17,009 0:21,541 0:12,588 | 0:53,347 0:17,693 0:23,005 0:12,649 | 0:58,656 0:18,134 0:25,194 0:15,328 | 0:52,797 0:16,966 0:22,828 0:13,003 | 0:51,848 0:16,515 0:22,295 0:13,038 |
| Runde 2 | 0:45,879 0:14,192 0:19,897 0:11,790 | 0:46,417 0:13,960 0:20,219 0:12,238 | 0:46,694 0:14,927 0:19,877 0:11,890 | 0:47,248 0:13,880 0:20,091 0:13,277 | 0:47,328 0:14,548 0:20,538 0:12,242 |
| Runde 3 | 0:44,086 0:13,326 0:19,237 0:11,523 | 0:45,226 0:13,843 0:19,621 0:11,762 | 0:45,160 0:13,409 0:19,833 0:11,918 | 0:45,118 0:13,598 0:19,829 0:11,691 | 1:26,145 0:13,791 0:19,738 0:52,616 |
| Runde 4 | 0:45,052 0:13,733 0:19,887 0:11,432 | 0:44,246 0:13,306 0:19,283 0:11,657 | 0:46,722 0:13,403 0:20,242 0:13,077 | 0:44,388 0:13,250 0:19,523 0:11,615 | 0:47,743 0:15,358 0:19,991 0:12,394 |
| Runde 5 | 0:45,367 0:13,192 0:20,663 0:11,512 | 0:43,830 0:13,215 0:19,123 0:11,492 | 0:46,104 0:14,510 0:19,584 0:12,010 | 0:44,849 0:13,249 0:19,421 0:12,179 | 0:45,536 0:13,464 0:20,143 0:11,929 |
| Runde 6 | 0:43,605 0:13,142 0:19,033 0:11,430 | 0:45,509 0:13,229 0:19,072 0:13,208 | 0:44,521 0:13,817 0:19,120 0:11,584 | 0:44,621 0:13,464 0:19,645 0:11,512 | 0:43,940 0:13,179 0:19,073 0:11,688 |
| Runde 7 | 0:43,491 0:13,065 0:19,086 0:11,340 | 1:55,081 0:12,975 0:19,234 1:22,872 | 0:43,349 0:13,065 0:18,948 0:11,336 | 0:43,527 0:13,099 0:19,025 0:11,403 | 0:43,974 0:13,101 0:19,435 0:11,438 |
| Runde 8 | 0:43,435 0:13,262 0:18,854 0:11,319 | 0:47,270 0:16,191 0:19,520 0:11,559 | 0:43,568 0:12,905 0:19,031 0:11,632 | 0:43,660 0:12,931 0:19,335 0:11,394 | 0:43,464 0:13,014 0:19,173 0:11,277 |
| Runde 9 | 0:43,007 0:12,910 0:18,818 0:11,279 | 0:43,386 0:12,997 0:18,938 0:11,451 | 0:43,608 0:13,161 0:19,029 0:11,418 | 0:43,271 0:12,963 0:18,939 0:11,369 | 0:43,653 0:13,025 0:19,210 0:11,418 |
| Runde 10 | 0:43,174 0:12,982 0:18,871 0:11,321 | 0:43,075 0:12,828 0:18,950 0:11,297 | 0:43,134 0:12,944 0:18,805 0:11,385 | 0:43,276 0:12,844 0:19,084 0:11,348 | 0:43,660 0:13,063 0:19,187 0:11,410 |
| Runde 11 | 0:43,115 0:12,996 0:18,837 0:11,282 | 0:43,453 0:12,961 0:18,955 0:11,537 | 0:43,265 0:12,951 0:18,922 0:11,392 | 0:43,213 0:12,953 0:18,992 0:11,268 | 0:43,301 0:12,917 0:18,984 0:11,400 |
| Runde 12 | 0:43,101 0:12,952 0:18,832 0:11,317 | | 0:43,480 0:12,961 0:19,017 0:11,502 | 0:45,111 0:14,086 0:19,601 0:11,424 | 0:43,189 0:12,896 0:18,944 0:11,349 |
| Runde 13 | 0:43,151 0:12,924 0:18,896 0:11,331 | | 0:43,155 0:12,901 0:18,914 0:11,340 | 0:43,188 0:12,948 0:18,886 0:11,354 | |
| Runde 14 | | | | | |



DEUTSCHE KART-MEISTERSCHAFTEN 2018 27-29 / 07 / 2018

DMSB-Reglir: 208 / 2018

Warm Up DKM (DK)

Die schnellsten Zeiten

| Ort | Nr. Fahrername | Streckenl. | Zeit | Ø Speed |
|-----------|-------------------|------------|----------|-----------|
| Ziel | 30 Haverkort, Kas | 1107 m | 0:42,392 | 94,0 km/h |
| Sektion 1 | 30 Haverkort, Kas | 329 m | 0:12,647 | 93,7 km/h |
| Sektion 2 | 30 Haverkort, Kas | 475 m | 0:18,524 | 92,3 km/h |
| Sektion 3 | 30 Haverkort, Kas | 303 m | 0:11,096 | 98,3 km/h |

| | Smr.32 Dörr, Phil DEU TB Racing Team theoretisch mögliche Bestzeit 0:43,091 Ziel Sektion 1 Sektion 2 Sektion 3 | Smr.45 Read, Tyler GBR Ricky Flynn Motorsport theoretisch mögliche Bestzeit 0:43,030 Ziel Sektion 1 Sektion 2 Sektion 3 | Smr.34 Saarijärvi, Frans-Emil FIN KOSKI MOTORSPORT theoretisch mögliche Bestzeit 0:43,086 Ziel Sektion 1 Sektion 2 Sektion 3 | Smr.11 Ferati, Jasin CHE KSM Schumacher Racing Team theoretisch mögliche Bestzeit 0:43,224 Ziel Sektion 1 Sektion 2 Sektion 3 | Smr.31 Meyer Hansen, Mikkel DNK Racing Motor DK theoretisch mögliche Bestzeit 0:43,253 Ziel Sektion 1 Sektion 2 Sektion 3 |
|----------|--|---|--|---|---|
| best | 0:43,227 0:12,920 0:18,854 0:11,317 | 0:43,234 0:12,891 0:18,734 0:11,405 | 0:43,236 0:12,940 0:18,853 0:11,293 | 0:43,239 0:12,885 0:18,958 0:11,381 | 0:43,253 0:12,968 0:18,958 0:11,327 |
| Runde 1 | 0:51,455 0:16,739 0:21,796 0:12,920 | 0:54,516 0:18,633 0:22,673 0:13,210 | 0:51,461 0:16,687 0:22,245 0:12,529 | 0:59,843 0:18,905 0:25,313 0:15,625 | 0:51,627 0:16,911 0:21,850 0:12,866 |
| Runde 2 | 0:45,869 0:14,042 0:20,013 0:11,814 | 0:47,201 0:15,015 0:20,174 0:12,012 | 0:46,272 0:14,236 0:20,203 0:11,833 | 0:54,295 0:17,290 0:22,773 0:14,232 | 0:47,874 0:14,325 0:21,362 0:12,187 |
| Runde 3 | 0:44,964 0:13,165 0:20,212 0:11,587 | 0:45,633 0:13,474 0:19,331 0:12,828 | 0:46,007 0:13,445 0:19,619 0:12,943 | 0:56,208 0:17,872 0:23,967 0:14,369 | 0:45,572 0:13,490 0:19,921 0:12,161 |
| Runde 4 | 0:44,093 0:13,533 0:19,120 0:11,440 | 0:45,542 0:13,934 0:19,688 0:11,920 | 0:45,171 0:13,460 0:20,042 0:11,669 | 1:39,034 0:15,471 0:21,978 1:01,585 | 0:45,437 0:13,628 0:19,809 0:12,000 |
| Runde 5 | 0:43,848 0:13,260 0:19,144 0:11,444 | 0:45,027 0:13,384 0:20,066 0:11,577 | 0:44,816 0:13,170 0:20,022 0:11,624 | 0:49,757 0:16,594 0:20,918 0:12,245 | 0:46,172 0:13,259 0:21,107 0:11,806 |
| Runde 6 | 0:43,496 0:13,012 0:19,055 0:11,429 | 0:44,573 0:13,275 0:19,893 0:11,405 | 0:46,648 0:13,155 0:21,715 0:11,778 | 0:45,552 0:13,747 0:20,007 0:11,798 | 0:44,143 0:13,281 0:19,321 0:11,541 |
| Runde 7 | 0:43,227 0:12,946 0:18,964 0:11,317 | 0:44,220 0:13,428 0:19,254 0:11,538 | 0:43,989 0:13,374 0:19,133 0:11,482 | 0:44,315 0:13,513 0:19,170 0:11,632 | 0:44,812 0:13,905 0:19,361 0:11,546 |
| Runde 8 | 0:43,674 0:13,292 0:18,997 0:11,385 | 0:43,234 0:12,891 0:18,912 0:11,431 | 0:43,383 0:12,940 0:19,060 0:11,383 | 0:43,739 0:13,070 0:19,038 0:11,631 | 0:43,831 0:13,217 0:19,133 0:11,481 |
| Runde 9 | 0:43,291 0:12,920 0:18,854 0:11,517 | 0:43,699 0:13,180 0:18,956 0:11,563 | 0:43,349 0:13,066 0:18,990 0:11,293 | 0:43,344 0:12,976 0:18,958 0:11,410 | 0:43,771 0:13,142 0:19,206 0:11,423 |
| Runde 10 | 0:43,260 0:12,954 0:18,969 0:11,337 | 0:43,943 0:12,943 0:18,734 | 0:43,421 0:12,957 0:18,994 0:11,470 | 0:43,631 0:12,996 0:19,067 0:11,568 | 0:44,068 0:13,031 0:19,574 0:11,463 |
| Runde 11 | 0:13,031 0:19,451 | | 0:43,277 0:13,037 0:18,853 0:11,387 | 0:43,239 0:12,885 0:18,973 0:11,381 | 0:43,410 0:13,014 0:19,023 0:11,373 |
| Runde 12 | | | 0:43,236 0:13,034 0:18,856 0:11,346 | | 0:43,571 0:12,971 0:19,257 0:11,343 |
| Runde 13 | | | 0:45,435 0:12,947 0:19,154 0:13,334 | | 0:43,253 0:12,968 0:18,958 0:11,327 |
| Runde 14 | | | | | |

Warm Up DKM (OK)

Die schnellsten Zeiten

| Ort | Nr. Fahrername | Streckenl. | Zeit | Ø Speed |
|-----------|------------------|------------|----------|-----------|
| Ziel | 30 Haverkort,Kas | 1107 m | 0:42,392 | 94,0 km/h |
| Sektion 1 | 30 Haverkort,Kas | 329 m | 0:12,647 | 93,7 km/h |
| Sektion 2 | 30 Haverkort,Kas | 475 m | 0:18,524 | 92,3 km/h |
| Sektion 3 | 30 Haverkort,Kas | 303 m | 0:11,096 | 98,3 km/h |

| | Smr.88 Schmidli,Titus-Shanghai CHE CS Racing | Smr.12 Schulte,Maximilian DEU Solgat Motorsport | Smr.16 Volz,Rico DEU RS-Motorsport | Smr.33 Korrelainen,Rasmus FIN KOSKI MOTORSPORT | Smr.99 Degenbeck,Patrick DEU TB Racing Team |
|----------|--|---|--|--|---|
| | theoretisch mögliche Bestzeit 0:43,213 | theoretisch mögliche Bestzeit 0:43,229 | theoretisch mögliche Bestzeit 0:43,348 | theoretisch mögliche Bestzeit 0:43,451 | theoretisch mögliche Bestzeit 0:43,490 |
| | Ziel Sektion 1 Sektion 2 Sektion 3 | Ziel Sektion 1 Sektion 2 Sektion 3 | Ziel Sektion 1 Sektion 2 Sektion 3 | Ziel Sektion 1 Sektion 2 Sektion 3 | Ziel Sektion 1 Sektion 2 Sektion 3 |
| best | 0:43,303 0:12,925 0:18,926 0:11,362 | 0:43,341 0:12,959 0:18,906 0:11,364 | 0:43,352 0:12,923 0:18,936 0:11,489 | 0:43,543 0:12,954 0:19,064 0:11,433 | 0:43,595 0:12,976 0:19,075 0:11,439 |
| Runde 1 | 0:51,766 0:16,349 0:22,540 0:12,877 | 0:51,370 0:17,345 0:21,612 0:12,413 | 0:53,471 0:18,276 0:22,213 0:12,982 | 0:50,251 0:16,254 0:21,442 0:12,555 | 0:52,186 0:16,913 0:22,460 0:12,813 |
| Runde 2 | 0:46,089 0:13,978 0:20,074 0:12,037 | 0:46,754 0:13,946 0:20,825 0:11,983 | 0:46,626 0:14,142 0:20,202 0:12,282 | 0:46,579 0:14,050 0:20,427 0:12,102 | 0:46,459 0:14,172 0:20,261 0:12,026 |
| Runde 3 | 0:45,443 0:13,400 0:19,459 0:12,584 | 0:44,677 0:13,455 0:19,517 0:11,705 | 0:47,713 0:14,121 0:19,926 0:13,666 | 0:46,062 0:14,094 0:19,939 0:12,029 | 0:44,927 0:13,553 0:19,776 0:11,598 |
| Runde 4 | 0:45,308 0:13,686 0:19,580 0:12,042 | 0:44,570 0:13,760 0:19,286 0:11,524 | 0:45,876 0:14,062 0:19,956 0:11,858 | 0:44,688 0:13,353 0:19,431 0:11,904 | 0:45,011 0:13,679 0:19,603 0:11,729 |
| Runde 5 | 0:45,071 0:13,624 0:19,711 0:11,736 | 0:43,775 0:13,137 0:19,164 0:11,474 | 0:44,811 0:13,255 0:19,691 0:11,865 | 0:46,288 0:13,663 0:20,077 0:12,548 | 0:44,467 0:13,169 0:19,588 0:11,710 |
| Runde 6 | 0:44,129 0:13,162 0:19,492 0:11,475 | 0:43,747 0:13,201 0:19,137 0:11,409 | 0:44,450 0:13,418 0:19,458 0:11,574 | 0:44,467 0:13,514 0:19,418 0:11,535 | 0:44,736 0:13,191 0:19,795 0:11,750 |
| Runde 7 | 0:44,077 0:13,322 0:18,983 0:11,772 | 0:43,341 0:13,017 0:18,960 0:11,364 | 0:44,062 0:13,337 0:19,130 0:11,595 | 0:44,510 0:13,255 0:19,657 0:11,598 | 0:44,925 0:14,086 0:19,247 0:11,592 |
| Runde 8 | 0:43,382 0:12,940 0:18,962 0:11,480 | 0:44,067 0:13,200 0:18,906 0:11,961 | 0:43,599 0:13,053 0:18,993 0:11,553 | 0:43,812 0:13,084 0:19,197 0:11,531 | 0:43,724 0:13,145 0:19,075 0:11,504 |
| Runde 9 | 0:43,631 0:13,191 0:19,037 0:11,403 | 0:43,585 0:13,116 0:18,926 0:11,543 | 0:44,322 0:13,743 0:19,064 0:11,515 | 0:43,543 0:12,979 0:19,064 0:11,500 | 0:43,595 0:12,976 0:19,123 0:11,496 |
| Runde 10 | 0:43,891 0:13,358 0:18,926 0:11,607 | 0:45,190 0:13,660 0:20,142 0:11,388 | 0:43,757 0:13,060 0:19,208 0:11,489 | 0:45,530 0:13,315 0:20,782 0:11,433 | 0:43,670 0:12,990 0:19,238 0:11,442 |
| Runde 11 | 0:43,397 0:13,009 0:19,005 0:11,383 | 0:44,485 0:12,959 0:19,356 0:12,170 | 0:43,352 0:12,923 0:18,936 0:11,493 | 0:44,372 0:13,816 0:19,112 0:11,444 | 0:43,654 0:13,007 0:19,208 0:11,439 |
| Runde 12 | 0:43,303 0:12,925 0:19,016 0:11,362 | 0:43,748 0:12,996 0:19,206 0:11,546 | 0:44,070 0:13,320 0:19,184 0:11,566 | 0:44,519 0:13,811 0:19,185 0:11,523 | 0:13,160 |
| Runde 13 | 0:44,660 0:13,222 0:19,561 0:11,877 | | 0:43,684 0:12,936 0:19,046 0:11,702 | 0:43,924 0:12,995 0:19,427 0:11,502 | |
| Runde 14 | | | | 0:12,954 | |

Warm Up DKM (OK)

Die schnellsten Zeiten

| Ort | Nr. Fahrername | Zeit | Streckenl. | ø Speed |
|-----------|------------------|----------|------------|-----------|
| Ziel | 30 Haverkort,Kas | 0:42,392 | 1107 m | 94,0 km/h |
| Sektion 1 | 30 Haverkort,Kas | 0:12,647 | 329 m | 93,7 km/h |
| Sektion 2 | 30 Haverkort,Kas | 0:18,524 | 475 m | 92,3 km/h |
| Sektion 3 | 30 Haverkort,Kas | 0:11,096 | 303 m | 98,3 km/h |

Smr.24 Pavlíček,Matěj
CZE

PRAGA VMS RACING

theoretisch mögliche Bestzeit 0:43,456

Ziel Sektion 1 Sektion 2 Sektion 3
0:43,642 0:12,981 0:19,022 0:11,453

Smr.22 Fritsch,Valentino
DEU

BIREL ART RACING KSW

theoretisch mögliche Bestzeit 0:43,733

Ziel Sektion 1 Sektion 2 Sektion 3
0:43,826 0:13,269 0:19,050 0:11,414

Smr.26 Alibaks,Renzo
NLD

Zanardi Racing Team

theoretisch mögliche Bestzeit 0:43,688

Ziel Sektion 1 Sektion 2 Sektion 3
0:43,949 0:13,085 0:19,048 0:11,555

Smr.50 Kovacs,Zsombor
HUN

KMS EUROPE KFT.

theoretisch mögliche Bestzeit 0:00,000

Ziel Sektion 1 Sektion 2 Sektion 3
Ziel Sektion 1 Sektion 2 Sektion 3

| | | | | | |
|----------|----------|----------|----------|----------|----------|
| Runde 1 | 0:51,094 | 0:17,095 | 0:21,472 | 0:12,527 | 0:12,527 |
| Runde 2 | 0:46,879 | 0:14,816 | 0:20,072 | 0:11,991 | 0:11,991 |
| Runde 3 | 0:47,272 | 0:13,461 | 0:20,208 | 0:13,603 | 0:13,603 |
| Runde 4 | 0:45,501 | 0:13,688 | 0:19,889 | 0:11,924 | 0:11,924 |
| Runde 5 | 0:44,620 | 0:13,266 | 0:19,640 | 0:11,714 | 0:11,714 |
| Runde 6 | 0:45,891 | 0:13,345 | 0:20,262 | 0:12,284 | 0:12,284 |
| Runde 7 | 0:45,339 | 0:14,108 | 0:19,595 | 0:11,636 | 0:11,636 |
| Runde 8 | 0:44,018 | 0:13,220 | 0:19,336 | 0:11,462 | 0:11,462 |
| Runde 9 | 0:43,642 | 0:13,167 | 0:19,022 | 0:11,453 | 0:11,453 |
| Runde 10 | 0:44,065 | 0:13,283 | 0:19,270 | 0:11,512 | 0:11,512 |
| Runde 11 | 0:43,925 | 0:12,981 | 0:19,343 | 0:11,601 | 0:11,601 |
| Runde 12 | 0:13,065 | 0:20,399 | | | |
| Runde 13 | | | | | |

| | | | | | |
|--|----------|----------|----------|----------|----------|
| | 0:58,558 | 0:23,874 | 0:22,066 | 0:12,618 | 0:12,618 |
| | 0:47,420 | 0:14,650 | 0:20,545 | 0:12,225 | 0:12,225 |
| | 0:48,584 | 0:14,573 | 0:21,995 | 0:12,016 | 0:12,016 |
| | 0:47,169 | 0:13,692 | 0:20,707 | 0:12,770 | 0:12,770 |
| | 0:45,853 | 0:14,369 | 0:19,500 | 0:11,984 | 0:11,984 |
| | 0:44,332 | 0:13,305 | 0:19,402 | 0:11,625 | 0:11,625 |
| | 2:06,716 | 0:13,677 | 0:19,796 | 1:33,243 | 1:33,243 |
| | 0:49,888 | 0:15,788 | 0:22,196 | 0:11,904 | 0:11,904 |
| | 0:44,380 | 0:13,399 | 0:19,426 | 0:11,555 | 0:11,555 |
| | 0:43,949 | 0:13,085 | 0:19,048 | 0:11,816 | 0:11,816 |

DMSB-RegNr: 206/2018

Ranking Heats DJKM (OK-Junior)

Strecke / track: 1107m

schnellste Rennrunde gefahren von Thomas Ten Brinke aus Lauf 3 / Runde 8 in 0:44,304

Doc.44

| Pos | Str. Nr. | Fahrer / Driver | Nation | Bewerber/Sponsor | Nation | Lizenz/B-Lizenz | Chassis/Motor/Reifen | Punkte Points | Quali POS | Lauf Heat | Pos | Punkte Points | Rn. Lp | Zeit Time | schnellste Runde fastest Lap | in Runde in Lap | |
|-----|----------|--------------------------|--------|----------------------------|--------|-----------------------------|--------------------------------|---------------|-----------|-----------|-----|---------------|--------|----------------------|------------------------------|-----------------|--------|
| 1 | 139 | O'Sullivan, Zak | GBR | Ricky Flynn Motorsport | GBR | 274547 162392 | FA Kart / Vortex / Vega | 2 | 1 | 2 | 2 | 2 | 9 | 6:49,557 6:47,878 | 0:44,682 0:44,388 | 6 8 | |
| 2 | 145 | Van Hoepen, Laurens | NLD | TONY KART RACING TEAM | ITA | 39403 296168 | TONY KART / VORTEX / Vega | 2 | 4 | 2 | 1 | 0 | 9 | 6:48,246 6:48,213 | 0:44,653 0:44,404 | 6 9 | |
| 3 | 143 | Ten Brinke, Thomas | NLD | Ricky Flynn Motorsport | GBR | 40662 162392 | FA Kart / Vortex / Vega | 3 | 5 | 1 | 1 | 0 | 9 | 8:52,863 6:48,627 | 0:54,127 0:44,304 | 9 8 | |
| 4 | 124 | Højgaard, Mikkel | DNK | KSB RACING TEAM | AUT | 53445 BK 002 | Kosmic / Vortex / Vega | 6 | 2 | 1 | 2 | 2 | 9 | 8:55,739 6:50,926 | 0:54,720 0:44,474 | 9 9 | |
| 5 | 133 | Voncken, Luca | DEU | DS Kartsport | DEU | IKCI 1153982 KBF 1154357 | Mach1 / TM / Vega | 9 | 10 | 2 | 4 | 4 | 9 | 9:00,830 6:51,247 | 0:54,422 0:44,883 | 5 9 | |
| 6 | 131 | Dörr, Ben | DEU | TB Racing Team | DEU | IKCI 1162845 KBF 1116906 | Kart Republic / Parilla / Vega | 10 | 6 | 1 | 5 | 5 | 9 | 9:00,830 6:51,247 | 0:54,422 0:44,883 | 5 9 | |
| 7 | 136 | Rees, Matthew | GBR | Ricky Flynn Motorsport | GBR | 252931 162392 | FA Kart / Vortex / Vega | 10 | 9 | 1 | 3 | 3 | 9 | 8:56,614 6:51,702 | 0:54,403 0:44,887 | 9 6 | |
| 8 | 109 | Mesch, Joel | DEU | KSM Schumacher Racing Team | DEU | IKCI 1179312 KBF 1067587 | Tony Kart / Vortex / Vega | 13 | 7 | 2 | 6 | 6 | 9 | 6:51,410 6:53,495 | 0:44,856 0:44,881 | 5 9 | |
| 9 | 175 | Koelschbach, Carl Louis | DEU | Achim Koelschbach | DEU | IKC 1172727 BEK 1194935 | Sodi / IAME / Vega | 15 | 13 | 2 | 9 | 9 | 9 | 6:52,535 6:52,863 | 0:44,954 0:44,476 | 6 8 | |
| 10 | 140 | Scionti, Enzo | USA | CRG Holland | NLD | K1845-SK-18 JR-c 15521 | CRG / TM / Veega | 15 | 15 | 1 | 7 | 7 | 9 | 9:06,004 6:51,823 | 0:55,400 0:44,943 | 9 6 | |
| 11 | 105 | Bergmeister, Jakob | DEU | KSM Schumacher Racing Team | DEU | IKCI 1156048 KBF 1067587 | Tony Kart / Vortex / Vega | 16 | 11 | 1 | 8 | 8 | 9 | 9:08,041 6:54,663 | 0:56,071 0:44,548 | 9 8 | |
| 12 | 111 | Naude, Toni Kayla | CHE | Innovate Competition | CHE | 500287 500033 | Exprit / TM / Vega | 19 | 16 | 2 | 10 | 10 | 9 | 6:52,894 6:56,974 | 0:44,781 0:44,918 | 6 7 | |
| 13 | 161 | Brienza, Joseph | USA | Ward Racing | SWE | K1852-SK-18 JR-C 102 | Tonykart / Vortex / Vega | 19 | 20 | 1 | 9 | 9 | 9 | 9:08,654 6:57,185 | 0:56,219 0:44,781 | 9 7 | |
| 14 | 107 | Hantke, Nico | DEU | 3G Racing | DEU | IKCI 1145936 KBF 1164077 | Tony Kart / Parilla / Vega | 22 | 3 | 1 | 19 | - | - | - | 0:01,463 6:51,013 | - 0:45,102 | - 5 |
| 15 | 128 | Øgaard, Sebastian | DNK | TK Racing | DNK | 55995 52208 | FA Kart / TM / Vega | 24 | 17 | 1 | 4 | 4 | 9 | 8:57,202 7:10,272 | 0:54,615 0:46,677 | 9 7 | |
| 16 | 174 | Rauer, Fabio | DEU | KSM Schumacher Racing Team | DEU | IKCI 1164921 KBF 1067587 | TonyKart / Vortex / Vega | 24 | 19 | 2 | 12 | 12 | 9 | 6:56,788 6:58,148 | 0:45,422 0:45,020 | 5 8 | |
| 17 | 182 | Gregor, Daniel | DEU | LRT Lanari Racing Team | DEU | IKCI 1168157 KBF 1159049 | Kart Republic / IAME / Vega | 24 | 22 | 2 | 11 | 11 | 9 | 6:56,233 6:58,148 | 0:45,185 0:47,728 | 3 8 | |
| 18 | 130 | Knopp, Josef | CZE | TB Racing Team | DEU | 1017 KBF 1116906 | Kart Republic / Parilla / Vega | 25 | 23 | 1 | 10 | 10 | 9 | 9:16,414 7:00,494 | 0:58,635 0:44,899 | 9 8 | |
| 19 | 171 | Griggs, Luca | GBR | LENNOX RACING TEAM | ITA | 298409 322955 | Exprit / Vortex / Vega | 29 | 27 | 1 | 6 | 6 | 9 | 9:05,057 7:11,794 | 0:54,968 0:45,574 | 9 5 | |
| 20 | 126 | Dolischka, Jorden | AUT | KSB RACING TEAM | AUT | JK 2107 BK 002 | Kosmic / Vortex / Vega | 29 | 33 | 1 | 13 | 13 | 9 | 9:20,046 7:02,350 | 0:56,695 0:45,371 | 8 5 | |
| 21 | 138 | Askey, Kai | GBR | Ricky Flynn Motorsport | GBR | 296774 162392 | FA Kart / Vortex / Vega | 31 | 8 | 1 | 20 | 20 | - | - | 0:01,871 6:57,429 | - 0:45,064 | - 7 |
| 22 | 154 | Bönighausen, Colin Jamie | DEU | KSM Schumacher Racing Team | DEU | IKCI 1179397 KBF 1067587 | Tony Kart / Vortex / Vega | 31 | 29 | 1 | 14 | 14 | 9 | 9:21,275 7:04,561 | 0:54,971 0:45,286 | 8 8 | |
| 23 | 135 | Degnbol, Noah | DNK | RS Competition | DNK | 45659 36033 | Tony Kart / Vortex / Vega | 33 | 25 | 2 | 17 | 17 | 9 | 7:04,764 7:02,837 | 0:45,524 0:44,702 | 8 8 | |
| 24 | 115 | Litvinenko, Egor | DEU | FS-RL Competition | DEU | IKCI 1181442 KBF 1132168 | CRG / TM / Vega | 33 | 31 | 2 | 19 | 19 | 9 | 7:06,519 6:59,850 | 0:46,049 0:44,769 | 5 8 | |
| 25 | 112 | Lagrotteria, Antonio | CHE | Innovate Competition | CHE | 500238 500033 | Exprit / TM / Vega | 35 | 36 | 1 | 17 | 17 | 4 | 4:27,379 7:06,186 | 1:04,305 0:45,342 | 4 5 | |
| 26 | 151 | Stadsbader, Gilles | BEL | Doems Racing Team | BEL | 910062 910430 | TonyKart / Vortex / Vega | 39 | 39 | 1 | 12 | 12 | 9 | 9:19,561 7:26,393 | 0:55,859 0:48,189 | 8 3 | |
| 27 | 120 | Spina, Alfio Andrea | ITA | CRG Holland | NLD | 366688 15521 | CRG / TM / Vega | 40 | 26 | 1 | 11 | 11 | 9 | 9:19,085 1:49,026 | 0:56,359 0:48,294 | 9 2 | |
| 28 | 169 | Revesz, Levente | HUN | LENNOX RACING TEAM | ITA | 5746 322955 | EXPRIX / Vortex / Vega | 40 | 38 | 1 | 16 | 16 | 8 | 8:53,194 7:18,729 | 0:59,771 0:45,650 | 7 8 | |
| 29 | 110 | Rosam, Max | DEU | TR Motorsport | DEU | IKCI1162238 KBF 1080519 | Jesolo / TM / Vega | 41 | 14 | 1 | 22 | 22 | - | - | 0:02,257 7:08,243 | - 0:44,771 | - 8 |
| 30 | 176 | Kramer, Pablo | DEU | FS-RL Competition | DEU | IKJ 1151450 KBF 1132168 | CRG / TM / Vega | 42 | 34 | 2 | 15 | 15 | 9 | 7:02,194 1:44,993 | 0:45,352 0:46,856 | 5 2 | |
| 31 | 183 | Sutens, Jarno | BEL | Flandria Kart | BEL | 913125 910131 | RK / IAME / Vega | 42 | 37 | 2 | 21 | 21 | 9 | 7:07,199 7:11,759 | 0:45,683 0:45,179 | 9 9 | |
| 32 | 127 | Primm, Simon Connor | DEU | Team NKS | DEU | IKCI 1171081 KBF 1050071 | DR / TM / Vega | 43 | 30 | 1 | 23 | 23 | - | - | 0:02,788 7:06,925 | - 0:45,151 | - 5 |
| 33 | 108 | Weimann, Jule | DEU | Solgat Motorsport | DEU | IKCI 1159312 KBF1079882 | Birel / TM / Vega | 43 | 35 | 1 | 25 | 25 | - | - | 0:09,437 7:05,163 | - 0:45,218 | - 8 |
| 34 | 125 | Karlsson, William | SWE | JP Racing | SWE | 200510185879 105 | Exprit / TM / Vega | 43 | 42 | 1 | 18 | 18 | 1 | 1:19,476 7:15,896 | 1:09,308 0:46,303 | 1 6 | |
| 35 | 113 | Tohum, Arthur | DEU | TR Motorsport | DEU | IKCI 1160352 KFB 1080519 | Jesolo / TM / Vega | 43 | 44 | 1 | 15 | 15 | 9 | 9:28,050 1:45,954 | 0:58,796 0:46,861 | 9 2 | |
| 36 | 186 | Pizzi, Francesco | ITA | LENNOX RACING TEAM | ITA | 353078 156004 | EXPRIT / VORTEX / Vega | 44 | 18 | 1 | 29 | 31 | - | - | 7:01,055 - | 0:45,099 - | 5 - |
| 37 | 129 | Ploeg, Bart | NLD | Zanardi Racing Team | NLD | 40401 28613 | CRG / Parilla / Vega | 45 | 21 | 1 | 27 | 31 | - | - | 7:01,209 - | 0:45,314 - | 5 - |
| 38 | 141 | Han, Chenyu | CHN | TB Racing Team | DEU | 18 KC 1026 KBF 1116906 | Kart Republic / Parilla / Vega | 49 | 12 | 1 | 21 | 21 | - | - | 0:02,162 5:33,473 | - 0:45,153 | - 4 |
| 39 | 122 | Ringdahl, Neo | SWE | JP Racing | SWE | 200603285693 105 | Exprit / Vortex / Vega | 49 | 40 | 2 | 24 | 24 | 9 | 7:14,194 7:19,822 | 0:46,054 0:45,164 | 3 9 | |

Strecke / track: 1107m

schnellste Rennrunde gefahren von Thomas Ten Brinke aus Lauf 3 / Runde 8 in 0:44,304

Doc. 44

| Pos | Str. Nr. | Fahrer / Driver | Nation | Bewerber/Sponsor | Nation | Linzenz/B-Lizenz | Chassis/Motor/Reifen | Punkte Points | Quali POS | Lauf Heat | Pos | Punkte Points | Rn. Lp | Zeit Time | schnellste Runde fastest Lap | in Runde in Lap |
|-----|----------|--------------------|--------|------------------------|--------|-----------------------------|--------------------------|---------------|-----------|-----------|-----|---------------|--------|-----------------|------------------------------|-----------------|
| 40 | 185 | Bergman, Calle | SWE | Ward Racing | SWE | 200509023073 102 | Tonykart / Vortex / Vega | 49 | 43 | 2 | 26 | 26 | 9 | 7:20,491 | 0:46,286 | 5 |
| 41 | 134 | Eichenberger, Gaia | CHE | Valier Motorsport | DEU | K18045 KBF 1063735 | SODI / lame / Vega | 50 | 32 | 3 | 23 | 23 | 9 | <u>7:16,672</u> | 0:45,712 | 9 |
| 42 | 121 | Bröer, Cherine | DEU | ADAC Weser-Ems e.V. | DEU | K1155880 BIC 1065028 | CRG / TM / Vega | 53 | 24 | 1 | 24 | 24 | - | 0:04,060 | - | - |
| 43 | 184 | Bösing, Maximilian | DEU | Millennium Racing Team | DEU | KJCJ 1168337 KBF 1095578 | Tony Kart / TM / Vega | 53 | 41 | 2 | 22 | 22 | 9 | <u>7:10,278</u> | 0:45,659 | 5 |
| 44 | 114 | Ried, Jonas | DEU | Solgat Motorsport | DEU | KJCJ 1167350 KBF 1079882 | Ricciardo / TM / Vega | 59 | 28 | 1 | 28 | 31 | - | - | - | - |
| | | | | | | | | | | 2 | 29 | 29 | 5 | <u>3:54,281</u> | 0:45,113 | 4 |
| | | | | | | | | | | 3 | 30 | 30 | - | 0:02,999 | - | - |

StNr. 110 5 sec penalty Pushing

Rennleitung: Volker Ehekircher Racedirektor: Thomas Lainer

Sportkommissare: Thomas Ferrero / Ulrich Bell / Peter Brings / Tobias Amann

Techn. Kommissare: H.-J. Dangers / A.Sengpiel / M. Grasshoff / C. Schmidt / D.Pietzko

Zeitnahme: KART-DATA timing service Franz Schieszler / Martin Summerer



| | | | | | |
|----|-----|---|----|-----|---|
| 17 | 108 | Solgat Motorsport Weimann Jule Startposition 33 | 17 | 125 | JP Racing Karlsson William Startposition 34 |
| 16 | 183 | Flandria Kart Sutens Jarno Startposition 31 | 16 | 127 | Team NKS Primm Simon Connor Startposition 32 |
| 15 | 110 | TR Motorsport Rosam Max Startposition 29 | 15 | 176 | FS-RL Competition Kramer Pablo Startposition 30 |
| 14 | 169 | LENNOX RACING TEAM Revesz Levente Startposition 27 | 14 | 135 | RS Competition Degnbol Noah Startposition 28 |
| 13 | 151 | Daems Racing Team Stadsbader Gilles Startposition 25 | 13 | 120 | CRG Holland Spina Alfio Andrea Startposition 26 |
| 12 | 115 | FS-RL Competition Litvinenko Egor Startposition 23 | 12 | 112 | Innovate Competition Lagrotteria Antonio Startposition 24 |
| 11 | 138 | Ricky Flynn Motorsport Askey Kai Startposition 21 | 11 | 154 | KSM Schumacher Racing Team Bönighausen Colin Jamie Startposition 22 |
| 10 | 171 | LENNOX RACING TEAM Griggs Luca Startposition 19 | 10 | 126 | KSB RACING TEAM Dolischka Jorden Startposition 20 |
| 9 | 182 | LRT Lanari Racing Team Gregor Daniel Startposition 17 | 9 | 130 | TB Racing Team Knopp Josef Startposition 18 |
| 8 | 128 | TK Racing Øgaard Sebastian Startposition 15 | 8 | 174 | KSM Schumacher Racing Team Rauer Fabio Startposition 16 |
| 7 | 161 | Ward Racing Brienza Joseph Startposition 13 | 7 | 107 | 3G Racing Hantke Nico Startposition 14 |
| 6 | 105 | KSM Schumacher Racing Team Bergmeister Jakob Startposition 11 | 6 | 111 | Innovate Competition Naude Toni Kayla Startposition 12 |
| 5 | 175 | Achim Koelschbach Koelschbach Carl Louis Startposition 9 | 5 | 140 | CRG Holland Scianti Enzo Startposition 10 |
| 4 | 136 | Ricky Flynn Motorsport Rees Matthew Startposition 7 | 4 | 109 | KSM Schumacher Racing Team Mesch Joel Startposition 8 |
| 3 | 133 | DS Kartsport Voncken Luca Startposition 5 | 3 | 131 | TB Racing Team Dörr Ben Startposition 6 |
| 2 | 143 | Ricky Flynn Motorsport Ten Brinke Thomas Startposition 3 | 2 | 124 | KSB RACING TEAM Højgaard Mikkel Startposition 4 |
| 1 | 139 | Ricky Flynn Motorsport O'sullivan Zak Startposition 1 | 1 | 145 | TONY KART RACING TEAM Van Hoepen Laurens Startposition 2 |


Starting Grid DKM (OK-Junior) Race 1
Rennen 20

NEU - 3 - NEW

DMSB-RegNr: 206/2018
R 11 DJKM (OK-Junior) Heat 3 A <> B

Strecke / track: 1107m
 started: 30 classified: 30 not classified: 0

fastest Lap Ten Brinke, Thomas at: 0:44,304
 Doc. 4.3

| Pos | Stf. Nr. | Fahrer Driver | Nation | Bewerber/Sponsor | Nation | Lizenz/B-Lizenz | Chassis/Motor/Reifen | Points | Runden Laps | Gesamtzeit Differenz | Abstand Gap | beste Runde best Lap | in N. in L. | o Geschw. n Speed |
|-----|----------|--------------------------|--------|----------------------------|--------|-----------------------------|--------------------------------|--------|-------------|----------------------|-------------|----------------------|-------------|------------------------|
| 1 | 139 | O'Sullivan, Zak | GBR | Ricky Flynn Motorsport | GBR | 274547 162392 | FA Kart / Vortex / Vega | 0 | 9 | 6:47,878 | | 0:44,388 | 8 | 87,9 km/h 89,8 km/h |
| 2 | 145 | Van Hoepen, Laurens | NLD | TONY KART RACING TEAM | ITA | 39403 296168 | TONY KART / VORTEX / Vega | 2 | 9 | 6:48,213 0:00,335 | 0:00,335 | 0:44,404 | 9 | 87,9 km/h 89,7 km/h |
| 3 | 143 | Ten Brinke, Thomas | NLD | Ricky Flynn Motorsport | GBR | 40662 162392 | FA Kart / Vortex / Vega | 3 | 9 | 6:48,627 0:00,749 | 0:00,414 | 0:44,304 | 8 | 87,8 km/h 90 km/h |
| 4 | 124 | Højgaard, Mikkel | DNK | KSB RACING TEAM | AUT | 53445 BK 002 | Kosmic / Vortex / Vega | 4 | 9 | 6:50,926 0:03,948 | 0:02,299 | 0:44,474 | 9 | 87,3 km/h 89,6 km/h |
| 5 | 133 | Voncken, Luca | DEU | DS Kartsport | DEU | IKCJ 1153982 KBF 1154357 | Mach1 / TM / Vega | 5 | 9 | 6:51,916 0:04,038 | 0:00,990 | 0:44,498 | 7 | 87,1 km/h 89,6 km/h |
| 6 | 175 | Koelschbach, Carl Louis | DEU | Achim Koelschbach | DEU | IKC 1172727 BEK 1194935 | Sodi / IAME / Vega | 6 | 9 | 6:52,863 0:04,985 | 0:00,947 | 0:44,476 | 8 | 86,9 km/h 89,5 km/h |
| 7 | 109 | Mesch, Joel | DEU | KSM Schumacher Racing Team | DEU | IKCJ 1179312 KBF 1067587 | Tony Kart / Vortex / Vega | 7 | 9 | 6:53,495 0:05,617 | 0:00,632 | 0:44,881 | 9 | 86,7 km/h 88,8 km/h |
| 8 | 105 | Bergmeister, Jakob | DEU | KSM Schumacher Racing Team | DEU | IKCJ 1156048 KBF 1067587 | Tony Kart / Vortex / Vega | 8 | 9 | 6:54,663 0:06,785 | 0:01,168 | 0:44,548 | 8 | 86,5 km/h 89,5 km/h |
| 9 | 111 | Naude, Toni Kayla | CHE | Innovate Competition | CHE | 500287 500033 | Exprit / TM / Vega | 9 | 9 | 6:56,974 0:09,096 | 0:02,311 | 0:44,918 | 7 | 86 km/h 88,7 km/h |
| 10 | 161 | Brienza, Joseph | USA | Ward Racing | SWE | K1852-SK-18 JR-C 102 | Tonykart / Vortex / Vega | 10 | 9 | 6:57,479 0:09,307 | 0:00,211 | 0:44,781 | 7 | 85,9 km/h 89 km/h |
| 11 | 138 | Askey, Kai | GBR | Ricky Flynn Motorsport | GBR | 296774 162392 | FA Kart / Vortex / Vega | 11 | 9 | 6:57,479 0:09,601 | 0:00,294 | 0:45,064 | 7 | 85,9 km/h 88,4 km/h |
| 12 | 174 | Rauer, Fabio | DEU | KSM Schumacher Racing Team | DEU | IKCJ 1164921 KBF 1067587 | Tonykart / Vortex / Vega | 12 | 9 | 6:58,077 0:10,199 | 0:00,598 | 0:45,020 | 8 | 85,8 km/h 88,5 km/h |
| 13 | 182 | Gregor, Daniel | DEU | LRT Lanari Racing Team | DEU | IKCJ 1168157 KBF 1159049 | Kart Republic / IAME / Vega | 13 | 9 | 6:58,148 0:10,270 | 0:00,071 | 0:44,728 | 8 | 85,8 km/h 89,1 km/h |
| 14 | 115 | Litvinenko, Egor | DEU | FS-RL Competition | DEU | IKCJ 1181442 KBF 1132168 | CRG / TM / Vega | 14 | 9 | 6:59,850 0:11,972 | 0:01,702 | 0:44,769 | 8 | 85,4 km/h 89 km/h |
| 15 | 130 | Knopp, Josef | CZE | TB Racing Team | DEU | 1017 KBF 1116906 | Kart Republic / Parilla / Vega | 15 | 9 | 7:00,494 0:12,616 | 0:00,644 | 0:44,899 | 8 | 85,3 km/h 88,8 km/h |
| 16 | 135 | Degnbol, Noah | DNK | RS Competition | DNK | 65659 36053 | Tony Kart / Vortex / Vega | 16 | 9 | 7:02,837 0:14,959 | 0:02,343 | 0:44,702 | 8 | 84,8 km/h 89,2 km/h |
| 17 | 154 | Bönighausen, Colin Jamie | DEU | KSM Schumacher Racing Team | DEU | IKCJ 1179397 KBF 1067587 | Tony Kart / Vortex / Vega | 17 | 9 | 7:04,961 0:17,083 | 0:02,124 | 0:45,286 | 8 | 84,4 km/h 88 km/h |
| 18 | 108 | Weimann, Jule | DEU | Solgat Motorsport | DEU | IKCJ 1159312 KBF1079882 | Birel / TM / Vega | 18 | 9 | 7:05,163 0:17,285 | 0:00,202 | 0:45,218 | 8 | 84,4 km/h 88,1 km/h |
| 19 | 110 | Rosam, Max | DEU | TR Motorsport | DEU | IKCJ 1162238 KBF 1080519 | Jesolo / TM / Vega | 19 | 9 | 7:08,243 0:20,265 | 0:03,080 | 0:44,771 | 8 | 83,8 km/h 89 km/h |
| 20 | 128 | Øgaard, Sebastian | DNK | TK Racing | DNK | 55995 52208 | FA Kart / TM / Vega | 20 | 9 | 7:10,272 0:22,394 | 0:02,029 | 0:44,677 | 7 | 83,4 km/h 89,2 km/h |
| 21 | 183 | Sutens, Jarno | BEL | Flandria Kart | BEL | 913125 910131 | RK / IAME / Vega | 21 | 9 | 7:11,759 0:23,881 | 0:01,487 | 0:45,179 | 9 | 83,1 km/h 88,2 km/h |
| 22 | 184 | Bösing, Maximilian | DEU | Millennium Racing Team | DEU | IKCJ 1168337 KBF 1095578 | Tony Kart / TM / Vega | 22 | 9 | 7:13,485 0:25,607 | 0:01,726 | 0:45,719 | 8 | 82,7 km/h 87,2 km/h |
| 23 | 185 | Bergman, Calle | SWE | Ward Racing | SWE | 20050902307 102 | Tonykart / Vortex / Vega | 23 | 9 | 7:16,672 0:28,794 | 0:03,187 | 0:45,712 | 9 | 82,1 km/h 87,2 km/h |
| 24 | 169 | Revesz, Levente | HUN | LENNOX RACING TEAM | ITA | 5746 322955 | EXPRIX / Vortex / Vega | 24 | 9 | 7:18,729 0:30,851 | 0:02,057 | 0:45,650 | 7 | 81,8 km/h 87,3 km/h |
| 25 | 122 | Ringdahl, Neo | SWE | JP Racing | SWE | 20060328569 105 | Exprit / Vortex / Vega | 25 | 9 | 7:19,822 0:31,944 | 0:01,093 | 0:45,164 | 9 | 81,5 km/h 88,2 km/h |
| 26 | 134 | Eichenberger, Gaia | CHE | Valier Motorsport | DEU | K18045 KBF 1063735 | SODI / IAME / Vega | 26 | 2 | 1:44,737 7 R | 7 R | 0:47,033 | 2 | 76,1 km/h 84,7 km/h |
| 27 | 176 | Kramer, Pablo | DEU | FS-RL Competition | DEU | IKJ 1151450 KBF 1132168 | CRG / TM / Vega | 27 | 2 | 1:44,993 7 R | 0:00,256 | 0:46,856 | 2 | 75,9 km/h 85,1 km/h |
| 28 | 113 | Tohum, Arthur | DEU | TR Motorsport | DEU | IKCJ 1160352 KFB 1080519 | Jesolo / TM / Vega | 28 | 2 | 1:45,954 7 R | 0:00,961 | 0:46,861 | 2 | 75,2 km/h 85 km/h |
| 29 | 120 | Spina, Alfio Andrea | ITA | CRG Holland | NLD | 366688 15521 | CRG / TM / Vega | 29 | 2 | 1:49,026 7 R | 0:03,072 | 0:48,294 | 2 | 73,1 km/h 82,5 km/h |
| 30 | 114 | Ried, Jonas | DEU | Solgat Motorsport | DEU | IKCJ 1167356 KBF 1079882 | Ricciardo / TM / Vega | 30 | 0 | 0:02,999 9 R | 2 R | | | |

StNr. 122,120,169,110,183 5 sec penalty Frontfaring
 StNr. 110 5 sec penalty Pushing

Rennleitung: Volker Ehekircher Racedirektor: Thomas Lainer
 Sportkommissare: Thomas Ferrero / Ulrich Bell / Peter Brings / Tobias Amann
 Techn. Kommissare: H.-J. Dangers / A.Sengpiel / M. Grasshoff / C. Schmidt / D.Pietzko
 Zeitnahme: KART-DATA timing service Franz Schieszler / Martin Summerer

Zeitnahme / timekeeping

control *Schieszler*
 Franz Schieszler

Aushangzeit : 18:15:12

DMSB-RegNr: 206/2018

R 11 DJKM (OK-Junior) Heat 3 A < > B

Strecke / track: 1107

| Fahrename Driver | O'sullivan Zak | Van Hoepen Laurens | Ten Brinke Thomas | Højgaard Mikkel | Voncken Luca | Koelschbach Carl Louis | Mesch Joel | Bergmeister Jakob | Naude Toni Kayla | Brienza Joseph | Askey Kai | Rauer Fabio |
|---------------------|-------------------|-----------------------|----------------------|--------------------|-------------------|---------------------------|-------------------|----------------------|---------------------|-------------------|-------------------|-------------------|
| schnellste Runde | 0:44,388 Rn. 8 | 0:44,404 Rn. 9 | 0:44,304 Rn. 8 | 0:44,474 Rn. 9 | 0:44,498 Rn. 7 | 0:44,476 Rn. 8 | 0:44,881 Rn. 9 | 0:44,548 Rn. 8 | 0:44,918 Rn. 7 | 0:44,781 Rn. 7 | 0:45,064 Rn. 7 | 0:45,020 Rn. 8 |
| Speed | 89,8 km/h | 89,7 km/h | 90,0 km/h | 89,6 km/h | 89,6 km/h | 89,6 km/h | 88,8 km/h | 89,5 km/h | 88,7 km/h | 89,0 km/h | 88,4 km/h | 88,5 km/h |
| Lap 1 | 0:46,341 | 0:46,466 | 0:47,286 | 0:47,298 | 0:47,371 | 0:47,603 | 0:47,095 | 0:50,737 | 0:48,288 | 0:50,352 | 0:48,436 | 0:48,506 |
| Lap 2 | 0:45,868 | 0:45,872 | 0:45,850 | 0:46,336 | 0:45,968 | 0:46,153 | 0:45,988 | 0:45,848 | 0:45,787 | 0:46,225 | 0:47,189 | 0:46,510 |
| Lap 3 | 0:45,809 | 0:45,846 | 0:45,972 | 0:46,090 | 0:45,854 | 0:45,979 | 0:48,129 | 0:45,591 | 0:46,941 | 0:45,587 | 0:45,887 | 0:45,940 |
| Lap 4 | 0:45,314 | 0:45,373 | 0:45,273 | 0:45,531 | 0:45,604 | 0:45,952 | 0:45,469 | 0:45,888 | 0:46,685 | 0:45,373 | 0:47,436 | 0:46,631 |
| Lap 5 | 0:44,901 | 0:44,898 | 0:44,802 | 0:44,824 | 0:45,106 | 0:45,065 | 0:45,082 | 0:45,640 | 0:46,360 | 0:45,726 | 0:45,810 | 0:47,354 |
| Lap 6 | 0:44,750 | 0:44,680 | 0:44,472 | 0:45,643 | 0:46,427 | 0:45,570 | 0:45,123 | 0:45,010 | 0:45,343 | 0:45,405 | 0:45,132 | 0:45,066 |
| Lap 7 | 0:44,583 | 0:44,676 | 0:44,638 | 0:44,504 | 0:44,498 | 0:45,317 | 0:45,131 | 0:44,582 | 0:44,918 | 0:44,781 | 0:45,064 | 0:45,102 |
| Lap 8 | 0:44,388 | 0:44,515 | 0:44,304 | 0:44,587 | 0:44,737 | 0:44,476 | 0:45,029 | 0:44,548 | 0:45,363 | 0:45,472 | 0:45,284 | 0:45,020 |
| Lap 9 | 0:44,515 | 0:44,404 | 0:44,304 | 0:44,474 | 0:44,643 | 0:44,875 | 0:44,881 | 0:44,562 | 0:45,278 | 0:45,229 | 0:45,257 | 0:45,742 |



DMSB-RegNr: 206/2018

R 11 DJKM (OK-Junior) Heat 3 A < > B

Strecke / track: 1107

| Fahrername Driver | Gregor Daniel | Rosam Max | Litvinenko Egor | Knopp Josef | Degnbol Noah | Bönighausen Colin Jamie | Weimann Jule | Sutens Jarmo | Øgaard Sebastian | Bösing Maximilian | Revesz Levente | Ringdahl Neo |
|------------------------------|-------------------|-------------------|--------------------|-------------------|-------------------|----------------------------|-------------------|-------------------|---------------------|----------------------|-------------------|-------------------|
| schnellste Runde in Runde | 0:44,728 Rn. 8 | 0:44,771 Rn. 8 | 0:44,769 Rn. 8 | 0:44,899 Rn. 8 | 0:44,702 Rn. 8 | 0:45,286 Rn. 8 | 0:45,218 Rn. 8 | 0:45,179 Rn. 9 | 0:44,677 Rn. 7 | 0:45,719 Rn. 8 | 0:45,650 Rn. 7 | 0:45,164 Rn. 9 |
| Speed | 89,1 km/h | 89,0 km/h | 89,0 km/h | 88,8 km/h | 89,2 km/h | 88,0 km/h | 88,1 km/h | 88,2 km/h | 89,2 km/h | 87,2 km/h | 87,3 km/h | 88,2 km/h |
| Lap 1 | 0:51,659 | 0:51,943 | 0:52,355 | 0:50,847 | 0:54,102 | 0:53,485 | 0:51,969 | 0:53,064 | 0:57,552 | 0:54,575 | 0:54,601 | 0:54,487 |
| Lap 2 | 0:46,437 | 0:46,486 | 0:46,867 | 0:49,462 | 0:47,144 | 0:46,976 | 0:47,973 | 0:47,185 | 0:47,925 | 0:47,741 | 0:47,354 | 0:48,319 |
| Lap 3 | 0:45,840 | 0:45,854 | 0:45,995 | 0:45,792 | 0:46,377 | 0:46,303 | 0:46,431 | 0:48,286 | 0:47,914 | 0:48,699 | 0:49,513 | 0:49,337 |
| Lap 4 | 0:45,259 | 0:45,482 | 0:45,339 | 0:45,408 | 0:46,738 | 0:46,893 | 0:46,887 | 0:46,315 | 0:46,816 | 0:46,709 | 0:46,667 | 0:47,199 |
| Lap 5 | 0:45,581 | 0:45,287 | 0:45,331 | 0:45,527 | 0:45,838 | 0:45,785 | 0:45,815 | 0:46,047 | 0:47,155 | 0:47,214 | 0:47,295 | 0:48,087 |
| Lap 6 | 0:45,397 | 0:45,430 | 0:45,518 | 0:45,177 | 0:45,243 | 0:45,545 | 0:45,923 | 0:45,532 | 0:45,957 | 0:46,597 | 0:46,645 | 0:45,985 |
| Lap 7 | 0:45,367 | 0:45,484 | 0:45,189 | 0:45,017 | 0:44,985 | 0:45,444 | 0:45,459 | 0:45,314 | 0:44,677 | 0:45,822 | 0:45,650 | 0:46,192 |
| Lap 8 | 0:44,728 | 0:44,771 | 0:44,769 | 0:44,899 | 0:44,702 | 0:45,286 | 0:45,218 | 0:45,473 | 0:44,814 | 0:45,719 | 0:45,800 | 0:45,471 |
| Lap 9 | 0:45,286 | 0:45,122 | 0:44,980 | 0:45,090 | 0:44,961 | 0:45,497 | 0:45,559 | 0:45,179 | 0:44,837 | 0:45,817 | 0:45,781 | 0:45,164 |


R 11 DJKM (OK-Junior) Heat 3 A < > B

Strecke / track: 1107

| Fahrername Driver | Bergman Calle | Spina Alfio Andrea | Eichenberger Gaia | Kramer Pablo | Tohum Arthur | Ried Jonas |
|------------------------------|-------------------|-----------------------|----------------------|-------------------|-------------------|---------------|
| schnellste Runde in Runde | 0:45,712 Rn. 9 | 0:48,294 Rn. 2 | 0:47,033 Rn. 2 | 0:46,856 Rn. 2 | 0:46,861 Rn. 2 | |
| Speed | 87,2 km/h | 82,5 km/h | 84,7 km/h | 85,1 km/h | 85,0 km/h | |
| Lap 1 | 0:54,917 | 0:52,158 | 0:53,856 | 0:54,426 | 0:54,328 | |
| Lap 2 | 0:48,358 | 0:48,294 | 0:47,033 | 0:46,856 | 0:46,861 | |
| Lap 3 | 0:49,787 | | | | | |
| Lap 4 | 0:46,483 | | | | | |
| Lap 5 | 0:47,274 | | | | | |
| Lap 6 | 0:46,160 | | | | | |
| Lap 7 | 0:47,156 | | | | | |
| Lap 8 | 0:46,144 | | | | | |
| Lap 9 | 0:45,712 | | | | | |

R 11 DJKM (OK-Junior) Heat 3 A < > B

| Ziel | | Sektion 1 | | Sektion 2 | | Sektion 3 | |
|--------------------------------|----------|-----------------------------|----------|-----------------------------|----------|-----------------------------|----------|
| Fahrername | Zeit | Fahrername | Zeit | Fahrername | Zeit | Fahrername | Zeit |
| 1 143 Ten Brinke,Thomas | 0:44,304 | 143 Ten Brinke,Thomas | 0:13,088 | 105 Bergmeister,Jakob | 0:19,524 | 143 Ten Brinke,Thomas | 0:11,530 |
| 2 139 O' sullivan,Zak | 0:44,388 | 124 Høigaard,Mikkel | 0:13,177 | 143 Ten Brinke,Thomas | 0:19,537 | 105 Bergmeister,Jakob | 0:11,536 |
| 3 145 Van Hoepen,Laurens | 0:44,404 | 139 O' sullivan,Zak | 0:13,185 | 124 Høigaard,Mikkel | 0:19,576 | 175 Koelschbach,Carl Louis | 0:11,566 |
| 4 124 Høigaard,Mikkel | 0:44,474 | 175 Koelschbach,Carl Louis | 0:13,185 | 145 Van Hoepen,Laurens | 0:19,587 | 139 O' sullivan,Zak | 0:11,569 |
| 5 175 Koelschbach,Carl Louis | 0:44,476 | 145 Van Hoepen,Laurens | 0:13,194 | 115 Litvinenko,Egor | 0:19,602 | 133 Voncken,Luca | 0:11,590 |
| 6 133 Voncken,Luca | 0:44,498 | 182 Gregor,Daniel | 0:13,231 | 128 Øgaard,Sebastian | 0:19,627 | 135 Degnbol,Noah | 0:11,601 |
| 7 105 Bergmeister,Jakob | 0:44,548 | 133 Voncken,Luca | 0:13,249 | 175 Koelschbach,Carl Louis | 0:19,632 | 161 Brienza,Joseph | 0:11,608 |
| 8 128 Øgaard,Sebastian | 0:44,677 | 135 Degnbol,Noah | 0:13,262 | 139 O' sullivan,Zak | 0:19,634 | 145 Van Hoepen,Laurens | 0:11,620 |
| 9 135 Degnbol,Noah | 0:44,702 | 174 Rauer,Fabio | 0:13,279 | 133 Voncken,Luca | 0:19,655 | 110 Rosam,Max | 0:11,630 |
| 10 182 Gregor,Daniel | 0:44,728 | 130 Knopp,Josef | 0:13,313 | 161 Brienza,Joseph | 0:19,684 | 111 Naude,Toni Kayla | 0:11,634 |
| 11 115 Litvinenko,Egor | 0:44,769 | 128 Øgaard,Sebastian | 0:13,317 | 130 Knopp,Josef | 0:19,707 | 128 Øgaard,Sebastian | 0:11,640 |
| 12 110 Rosam,Max | 0:44,771 | 105 Bergmeister,Jakob | 0:13,344 | 135 Degnbol,Noah | 0:19,710 | 182 Gregor,Daniel | 0:11,643 |
| 13 161 Brienza,Joseph | 0:44,781 | 110 Rosam,Max | 0:13,381 | 110 Rosam,Max | 0:19,714 | 124 Høigaard,Mikkel | 0:11,644 |
| 14 109 Mesch,Joel | 0:44,881 | 111 Naude,Toni Kayla | 0:13,382 | 182 Gregor,Daniel | 0:19,756 | 109 Mesch,Joel | 0:11,674 |
| 15 130 Knopp,Josef | 0:44,899 | 109 Mesch,Joel | 0:13,392 | 109 Mesch,Joel | 0:19,774 | 108 Weimann,Julie | 0:11,714 |
| 16 111 Naude,Toni Kayla | 0:44,918 | 115 Litvinenko,Egor | 0:13,395 | 138 Askey,Kai | 0:19,789 | 115 Litvinenko,Egor | 0:11,715 |
| 17 174 Rauer,Fabio | 0:45,020 | 169 Revesz,Levente | 0:13,403 | 108 Weimann,Julie | 0:19,865 | 154 Bönighausen,Colin Jamie | 0:11,746 |
| 18 138 Askey,Kai | 0:45,064 | 122 Ringdahl,Neo | 0:13,412 | 169 Revesz,Levente | 0:19,894 | 174 Rauer,Fabio | 0:11,757 |
| 19 122 Ringdahl,Neo | 0:45,164 | 138 Askey,Kai | 0:13,443 | 183 Sutens,Jarno | 0:19,896 | 138 Askey,Kai | 0:11,768 |
| 20 183 Sutens,Jarno | 0:45,179 | 161 Brienza,Joseph | 0:13,464 | 111 Naude,Toni Kayla | 0:19,897 | 183 Sutens,Jarno | 0:11,789 |
| 21 108 Weimann,Julie | 0:45,218 | 184 Bösing,Maximilian | 0:13,464 | 174 Rauer,Fabio | 0:19,917 | 130 Knopp,Josef | 0:11,810 |
| 22 154 Bönighausen,Colin Jamie | 0:45,286 | 183 Sutens,Jarno | 0:13,466 | 122 Ringdahl,Neo | 0:19,919 | 122 Ringdahl,Neo | 0:11,833 |
| 23 169 Revesz,Levente | 0:45,650 | 185 Bergman,Calle | 0:13,470 | 154 Bönighausen,Colin Jamie | 0:19,973 | 184 Bösing,Maximilian | 0:11,932 |
| 24 185 Bergman,Calle | 0:45,712 | 154 Bönighausen,Colin Jamie | 0:13,562 | 185 Bergman,Calle | 0:20,021 | 176 Kramer,Pablo | 0:12,018 |
| 25 184 Bösing,Maximilian | 0:45,719 | 108 Weimann,Julie | 0:13,586 | 184 Bösing,Maximilian | 0:20,068 | 185 Bergman,Calle | 0:12,068 |
| 26 176 Kramer,Pablo | 0:46,856 | 113 Tohum,Arthur | 0:14,002 | 176 Kramer,Pablo | 0:20,562 | 134 Eichenberger,Gaia | 0:12,086 |
| 27 113 Tohum,Arthur | 0:46,861 | 176 Kramer,Pablo | 0:14,276 | 134 Eichenberger,Gaia | 0:20,666 | 169 Revesz,Levente | 0:12,128 |
| 28 134 Eichenberger,Gaia | 0:47,033 | 134 Eichenberger,Gaia | 0:14,281 | 113 Tohum,Arthur | 0:20,718 | 113 Tohum,Arthur | 0:12,141 |
| 29 120 Spina,Alfio Andrea | 0:48,294 | 120 Spina,Alfio Andrea | 0:14,303 | 120 Spina,Alfio Andrea | 0:21,154 | 120 Spina,Alfio Andrea | 0:12,605 |
| 30 114 Ried,Jonas | | 114 Ried,Jonas | 0:15,727 | 114 Ried,Jonas | | 114 Ried,Jonas | |



DEUTSCHE KART-MEISTERSCHAFTEN 2018 27-29 / 07 / 2018

DMSB-Reglir:208/2018

R 11 DJKM (OK-Junior) Heat 3 A < > B

Die schnellsten Zeiten

| Ort | Nr. Fahrername | Streckenl. | Zeit | Ø Speed |
|-----------|-----------------------|------------|----------|-----------|
| Ziel | 143 Ten Brinke,Thomas | 1107 m | 0:44,304 | 90,0 km/h |
| Sektion 1 | 143 Ten Brinke,Thomas | 329 m | 0:13,088 | 90,5 km/h |
| Sektion 2 | 105 Bergmeister,Jakob | 475 m | 0:19,524 | 87,6 km/h |
| Sektion 3 | 143 Ten Brinke,Thomas | 303 m | 0:11,530 | 94,6 km/h |

| | Smr.139 O'sullivan,Zak GBR Ricky Flynn Motorsport theoretisch mögliche Bestzeit 0:44,388 | Smr.145 Van Hoepen,Laurens NLD TONY KART RACING TEAM theoretisch mögliche Bestzeit 0:44,401 | Smr.143 Ten Brinke,Thomas NLD Ricky Flynn Motorsport theoretisch mögliche Bestzeit 0:44,155 | Smr.124 Højgaard,Mikkel DNK KSB RACING TEAM theoretisch mögliche Bestzeit 0:44,397 | Smr.133 Voncken,Luca DEU DS Kartsport theoretisch mögliche Bestzeit 0:44,494 |
|---------|---|--|--|---|---|
| best | 0:44,388 0:13,185 0:19,634 0:11,569 | 0:44,404 0:13,194 0:19,587 0:11,620 | 0:44,304 0:13,088 0:19,537 0:11,530 | 0:44,474 0:13,177 0:19,576 0:11,644 | 0:44,498 0:13,249 0:19,655 0:11,590 |
| Runde 1 | 0:46,341 0:14,062 0:20,338 0:11,941 | 0:46,466 0:14,178 0:20,347 0:11,941 | 0:47,286 0:14,539 0:20,655 0:12,092 | 0:47,298 0:14,458 0:20,555 0:12,285 | 0:47,371 0:14,703 0:20,625 0:12,043 |
| Runde 2 | 0:45,868 0:13,421 0:20,519 0:11,928 | 0:45,872 0:13,471 0:20,410 0:11,991 | 0:45,850 0:13,745 0:20,231 0:11,874 | 0:46,336 0:14,129 0:20,345 0:11,862 | 0:45,968 0:13,835 0:20,338 0:11,795 |
| Runde 3 | 0:45,809 0:13,651 0:20,390 0:11,768 | 0:45,846 0:13,804 0:20,229 0:11,813 | 0:45,972 0:13,602 0:20,376 0:11,994 | 0:46,090 0:13,664 0:20,419 0:12,007 | 0:45,854 0:13,752 0:20,328 0:11,774 |
| Runde 4 | 0:45,314 0:13,490 0:20,102 0:11,722 | 0:45,373 0:13,493 0:20,066 0:11,814 | 0:45,273 0:13,549 0:20,008 0:11,716 | 0:45,531 0:13,572 0:19,969 0:11,990 | 0:45,604 0:13,856 0:20,059 0:11,689 |
| Runde 5 | 0:44,901 0:13,337 0:19,898 0:11,666 | 0:44,898 0:13,418 0:19,797 0:11,683 | 0:44,802 0:13,348 0:19,783 0:11,671 | 0:44,824 0:13,310 0:19,737 0:11,777 | 0:45,106 0:13,393 0:19,942 0:11,771 |
| Runde 6 | 0:44,750 0:13,261 0:19,827 0:11,662 | 0:44,680 0:13,280 0:19,726 0:11,674 | 0:44,472 0:13,246 0:19,611 0:11,615 | 0:45,643 0:13,442 0:20,389 0:11,812 | 0:46,427 0:13,323 0:20,958 0:12,146 |
| Runde 7 | 0:44,583 0:13,247 0:19,723 0:11,613 | 0:44,676 0:13,248 0:19,712 0:11,716 | 0:44,638 0:13,255 0:19,713 0:11,670 | 0:44,504 0:13,177 0:19,662 0:11,665 | 0:44,498 0:13,249 0:19,659 0:11,590 |
| Runde 8 | 0:44,388 0:13,185 0:19,634 0:11,569 | 0:44,515 0:13,247 0:19,648 0:11,620 | 0:44,304 0:13,185 0:19,589 0:11,530 | 0:44,587 0:13,198 0:19,576 0:11,813 | 0:44,737 0:13,381 0:19,655 0:11,701 |
| Runde 9 | 0:44,515 0:13,197 0:19,658 0:11,660 | 0:44,404 0:13,194 0:19,587 0:11,623 | 0:44,304 0:13,088 0:19,537 0:11,679 | 0:44,474 0:13,246 0:19,584 0:11,644 | 0:44,643 0:13,313 0:19,690 0:11,640 |

DMSB-Reglir: 206 / 2018

R 11 DJKM (OK-Junior) Heat 3 A < > B

Die schnellsten Zeiten

| Ort | Nr. Fahrername | Streckenl. | Zeit | Ø Speed |
|-----------|------------------------|------------|----------|-----------|
| Ziel | 143 Ten Brinke, Thomas | 1107 m | 0:44,304 | 90,0 km/h |
| Sektion 1 | 143 Ten Brinke, Thomas | 329 m | 0:13,088 | 90,5 km/h |
| Sektion 2 | 105 Bergmeister, Jakob | 475 m | 0:19,524 | 87,6 km/h |
| Sektion 3 | 143 Ten Brinke, Thomas | 303 m | 0:11,530 | 94,6 km/h |

| | Smr.175 Koelschbach, Carl Louis DEU Achim Koelschbach theoretisch mögliche Bestzeit 0:44,383 | Smr.109 Mesch, Joel DEU KSM Schumacher Racing Team theoretisch mögliche Bestzeit 0:44,840 | Smr.105 Bergmeister, Jakob DEU KSM Schumacher Racing Team theoretisch mögliche Bestzeit 0:44,404 | Smr.111 Naude, Toni Kayla CHE Innovate Competition theoretisch mögliche Bestzeit 0:44,913 | Smr.161 Brienza, Joseph USA Ward Racing theoretisch mögliche Bestzeit 0:44,756 |
|---------|---|--|---|--|---|
| best | 0:44,476 0:13,185 0:19,632 0:11,566 | 0:44,881 0:13,392 0:19,774 0:11,674 | 0:44,548 0:13,344 0:19,524 0:11,536 | 0:44,918 0:13,382 0:19,897 0:11,634 | 0:44,781 0:13,464 0:19,684 0:11,608 |
| Runde 1 | 0:47,603 0:14,765 0:20,725 0:12,113 | 0:47,095 0:14,361 0:20,651 0:12,083 | 0:50,737 0:15,114 0:23,371 0:12,252 | 0:48,288 0:14,835 0:21,237 0:12,216 | 0:50,352 0:14,985 0:23,117 0:12,250 |
| Runde 2 | 0:46,153 0:13,687 0:20,532 0:11,934 | 0:45,988 0:13,670 0:20,381 0:11,937 | 0:45,848 0:13,659 0:20,258 0:11,931 | 0:45,787 0:13,721 0:20,210 0:11,856 | 0:46,225 0:13,823 0:20,380 0:12,022 |
| Runde 3 | 0:45,979 0:13,529 0:20,637 0:11,813 | 0:48,129 0:14,067 0:22,120 0:11,942 | 0:45,591 0:13,634 0:20,191 0:11,766 | 0:46,941 0:13,620 0:21,263 0:12,058 | 0:45,587 0:13,532 0:20,283 0:11,772 |
| Runde 4 | 0:45,952 0:13,909 0:20,333 0:11,710 | 0:45,469 0:13,594 0:20,109 0:11,766 | 0:45,888 0:13,529 0:20,131 0:12,228 | 0:46,685 0:14,496 0:20,156 0:12,033 | 0:45,373 0:13,464 0:19,967 0:11,942 |
| Runde 5 | 0:45,065 0:13,429 0:19,926 0:11,710 | 0:45,082 0:13,420 0:19,909 0:11,753 | 0:45,640 0:13,415 0:20,122 0:12,103 | 0:46,360 0:13,662 0:20,481 0:12,217 | 0:45,726 0:13,583 0:20,063 0:12,080 |
| Runde 6 | 0:45,570 0:13,185 0:20,230 0:12,155 | 0:45,123 0:13,407 0:19,859 0:11,857 | 0:45,010 0:13,410 0:19,722 0:11,878 | 0:45,343 0:13,617 0:19,952 0:11,774 | 0:45,405 0:13,562 0:19,966 0:11,877 |
| Runde 7 | 0:45,317 0:13,342 0:19,868 0:12,107 | 0:45,131 0:13,392 0:19,845 0:11,894 | 0:44,582 0:13,344 0:19,635 0:11,603 | 0:44,918 0:13,382 0:19,897 0:11,639 | 0:44,781 0:13,489 0:19,684 0:11,608 |
| Runde 8 | 0:44,476 0:13,278 0:19,632 0:11,566 | 0:45,029 0:13,418 0:19,834 0:11,777 | 0:44,548 0:13,393 0:19,619 0:11,536 | 0:45,363 0:13,663 0:20,066 0:11,634 | 0:45,472 0:13,677 0:20,052 0:11,743 |
| Runde 9 | 0:44,875 0:13,199 0:19,764 0:11,912 | 0:44,881 0:13,433 0:19,774 0:11,674 | 0:44,562 0:13,352 0:19,524 0:11,686 | 0:45,278 0:13,603 0:19,979 0:11,696 | 0:45,229 0:13,523 0:20,040 0:11,666 |

DMSB-Reglir:208/2018

R 11 DJKM (OK-Junior) Heat 3 A < > B

Die schnellsten Zeiten

| Ort | Nr. Fahrername | Streckentl. | Zeit | Ø Speed |
|-----------|-----------------------|-------------|----------|-----------|
| Ziel | 143 Ten Brinke,Thomas | 1107 m | 0:44,304 | 90,0 km/h |
| Sektion 1 | 143 Ten Brinke,Thomas | 329 m | 0:13,088 | 90,5 km/h |
| Sektion 2 | 105 Bergmeister,Jakob | 475 m | 0:19,524 | 87,6 km/h |
| Sektion 3 | 143 Ten Brinke,Thomas | 303 m | 0:11,530 | 94,6 km/h |

| | Smr.138 Askey,Kai GBR | Smr.174 Rauer,Fabio DEU | Smr.182 Gregor,Daniel DEU | Smr.110 Rosum,Max DEU | Smr.115 Litvinenko,Egor DEU |
|---------|--|--|--|--|--|
| | Ricky Flynn Motorsport | KSM Schumacher Racing Team | LRT Lamari Racing Team | TR Motorsport | FS-RL Competition |
| | theoretisch mögliche Bestzeit 0:45,000 | theoretisch mögliche Bestzeit 0:44,953 | theoretisch mögliche Bestzeit 0:44,630 | theoretisch mögliche Bestzeit 0:44,725 | theoretisch mögliche Bestzeit 0:44,712 |
| | Ziel Sektion 1 Sektion 2 Sektion 3 | Ziel Sektion 1 Sektion 2 Sektion 3 | Ziel Sektion 1 Sektion 2 Sektion 3 | Ziel Sektion 1 Sektion 2 Sektion 3 | Ziel Sektion 1 Sektion 2 Sektion 3 |
| best | 0:45,064 0:13,443 0:19,789 0:11,768 | 0:45,020 0:13,279 0:19,917 0:11,757 | 0:44,728 0:13,231 0:19,756 0:11,643 | 0:44,771 0:13,381 0:19,714 0:11,630 | 0:44,769 0:13,395 0:19,602 0:11,715 |
| Runde 1 | 0:48,436 0:14,992 0:21,220 0:12,224 | 0:48,506 0:14,865 0:21,315 0:12,326 | 0:51,659 0:15,278 0:23,988 0:12,393 | 0:51,943 0:15,161 0:24,472 0:12,310 | 0:52,355 0:15,353 0:24,043 0:12,959 |
| Runde 2 | 0:47,189 0:13,813 0:21,165 0:12,211 | 0:46,510 0:13,681 0:20,906 0:11,923 | 0:46,437 0:13,800 0:20,608 0:12,029 | 0:46,486 0:14,077 0:20,450 0:11,959 | 0:46,867 0:13,908 0:20,828 0:12,131 |
| Runde 3 | 0:45,887 0:13,482 0:20,345 0:12,060 | 0:45,940 0:13,617 0:20,346 0:11,977 | 0:45,840 0:13,644 0:20,255 0:11,941 | 0:45,854 0:13,768 0:20,215 0:11,871 | 0:45,995 0:13,809 0:20,233 0:11,953 |
| Runde 4 | 0:47,436 0:14,113 0:20,327 0:12,996 | 0:46,631 0:13,959 0:20,610 0:12,062 | 0:45,259 0:13,494 0:19,964 0:11,801 | 0:45,482 0:13,710 0:20,034 0:11,738 | 0:45,339 0:13,494 0:20,008 0:11,837 |
| Runde 5 | 0:45,810 0:13,681 0:20,262 0:11,867 | 0:47,354 0:14,601 0:20,912 0:11,841 | 0:45,581 0:13,385 0:20,273 0:11,923 | 0:45,287 0:13,557 0:19,933 0:11,797 | 0:45,331 0:13,534 0:20,040 0:11,757 |
| Runde 6 | 0:45,132 0:13,455 0:19,817 0:11,860 | 0:45,066 0:13,371 0:19,917 0:11,778 | 0:45,397 0:13,601 0:20,058 0:11,738 | 0:45,430 0:13,814 0:19,939 0:11,677 | 0:45,518 0:13,395 0:20,369 0:11,754 |
| Runde 7 | 0:45,064 0:13,483 0:19,789 0:11,792 | 0:45,102 0:13,406 0:19,932 0:11,764 | 0:45,367 0:13,699 0:20,025 0:11,643 | 0:45,484 0:13,694 0:20,160 0:11,630 | 0:45,189 0:13,488 0:19,881 0:11,820 |
| Runde 8 | 0:45,284 0:13,509 0:20,007 0:11,768 | 0:45,020 0:13,279 0:19,984 0:11,757 | 0:44,728 0:13,231 0:19,756 0:11,741 | 0:44,771 0:13,381 0:19,714 0:11,676 | 0:44,769 0:13,434 0:19,602 0:11,733 |
| Runde 9 | 0:45,257 0:13,443 0:19,993 0:11,821 | 0:45,742 0:13,480 0:20,117 0:12,145 | 0:45,286 0:13,530 0:20,004 0:11,752 | 0:45,122 0:13,597 0:19,776 0:11,749 | 0:44,980 0:13,406 0:19,859 0:11,715 |

R 11 DJKM (OK-Junior) Heat 3 A < > B

Die schnellsten Zeiten

| Ort | Nr. Fahrername | Streckenl. | Zeit | Ø Speed |
|-----------|-----------------------|------------|----------|-----------|
| Ziel | 143 Ten Brinke,Thomas | 1107 m | 0:44,304 | 90,0 km/h |
| Sektion 1 | 143 Ten Brinke,Thomas | 329 m | 0:13,088 | 90,5 km/h |
| Sektion 2 | 105 Bergmeister,Jakob | 475 m | 0:19,524 | 87,6 km/h |
| Sektion 3 | 143 Ten Brinke,Thomas | 303 m | 0:11,530 | 94,6 km/h |

| | Stnr.130 Knopp,Josef CZE TB Racing Team | Stnr.135 Degnbol,Noah DNK RS Competition | Stnr.154 Böninghausen,Colin Jamie DEU KSM Schumacher Racing Team | Stnr.108 Weimann,Julie DEU Solgat Motorsport | Stnr.183 Suters,Jarno BEL Flandria Kart |
|---------|--|--|--|--|--|
| | theoretisch mögliche Bestzeit 0:44,830 | theoretisch mögliche Bestzeit 0:44,573 | theoretisch mögliche Bestzeit 0:45,281 | theoretisch mögliche Bestzeit 0:45,165 | theoretisch mögliche Bestzeit 0:45,151 |
| Ziel | Sektion 1 0:13,313 Sektion 2 0:19,707 Sektion 3 0:11,810 | Sektion 1 0:13,262 Sektion 2 0:19,710 Sektion 3 0:11,601 | Sektion 1 0:13,562 Sektion 2 0:19,973 Sektion 3 0:11,746 | Sektion 1 0:13,586 Sektion 2 0:19,865 Sektion 3 0:11,714 | Sektion 1 0:13,466 Sektion 2 0:19,896 Sektion 3 0:11,789 |
| best | 0:44,899 | 0:44,702 | 0:45,286 | 0:45,218 | 0:45,179 |
| Runde 1 | 0:50,847 | 0:54,102 | 0:53,485 | 0:51,969 | 0:53,064 |
| Runde 2 | 0:49,462 | 0:47,144 | 0:46,976 | 0:47,973 | 0:47,185 |
| Runde 3 | 0:45,792 | 0:46,377 | 0:46,303 | 0:46,431 | 0:48,286 |
| Runde 4 | 0:45,408 | 0:46,738 | 0:46,893 | 0:46,887 | 0:46,315 |
| Runde 5 | 0:45,527 | 0:45,838 | 0:45,785 | 0:45,815 | 0:46,047 |
| Runde 6 | 0:45,177 | 0:45,243 | 0:45,545 | 0:45,923 | 0:45,532 |
| Runde 7 | 0:45,017 | 0:44,985 | 0:45,444 | 0:45,459 | 0:45,314 |
| Runde 8 | 0:44,899 | 0:44,702 | 0:45,286 | 0:45,218 | 0:45,473 |
| Runde 9 | 0:45,090 | 0:44,961 | 0:45,497 | 0:45,559 | 0:45,179 |
| | 0:19,707 | 0:19,710 | 0:19,973 | 0:19,865 | 0:19,896 |
| | 0:11,810 | 0:11,882 | 0:11,791 | 0:11,767 | 0:11,841 |
| | 0:12,468 | 0:12,962 | 0:13,215 | 0:12,625 | 0:13,207 |
| | 0:12,273 | 0:12,355 | 0:12,101 | 0:12,322 | 0:12,243 |
| | 0:11,967 | 0:12,214 | 0:12,017 | 0:11,942 | 0:11,991 |
| | 0:11,822 | 0:11,989 | 0:12,077 | 0:11,946 | 0:12,135 |
| | 0:12,133 | 0:11,968 | 0:11,849 | 0:11,751 | 0:11,941 |
| | 0:11,810 | 0:11,861 | 0:11,895 | 0:11,765 | 0:11,840 |
| | 0:11,833 | 0:11,601 | 0:11,746 | 0:11,714 | 0:11,789 |
| | 0:11,863 | 0:11,730 | 0:11,751 | 0:11,767 | 0:11,841 |
| | 0:19,852 | 0:19,768 | 0:20,017 | 0:20,088 | 0:20,020 |
| | 0:11,925 | 0:13,311 | 0:13,689 | 0:13,719 | 0:13,466 |
| | | | | | 0:19,896 |
| | | | | | 0:11,817 |

DMSB-Reglir:208/2018

R 11 DJKM (OK-Junior) Heat 3 A < > B

Die schnellsten Zeiten

| Ort | Nr. Fahrername | Streckentl. | Zeit | Ø Speed |
|-----------|-----------------------|-------------|----------|-----------|
| Ziel | 143 Ten Brinke,Thomas | 1107 m | 0:44,304 | 90,0 km/h |
| Sektion 1 | 143 Ten Brinke,Thomas | 329 m | 0:13,088 | 90,5 km/h |
| Sektion 2 | 105 Bergmeister,Jakob | 475 m | 0:19,524 | 87,6 km/h |
| Sektion 3 | 143 Ten Brinke,Thomas | 303 m | 0:11,530 | 94,6 km/h |

| | Snr.128 Øgaard,Sebastian DNK TK Racing | | Snr.184 Bösing,Maximilian DEU Millennium Racing Team | | Snr.169 Revesz,Levente HUN LENNOX RACING TEAM | | Snr.122 Ringdahl,Neo SWE JP Racing | | Snr.185 Bergman,Calle SWE Ward Racing | | | | | | | |
|---------|--|----------|--|----------|---|----------|--|----------|---|----------|----------|----------|----------|----------|----------|----------|
| | theoretisch mögliche Bestzeit | Ziel | theoretisch mögliche Bestzeit | Ziel | theoretisch mögliche Bestzeit | Ziel | theoretisch mögliche Bestzeit | Ziel | theoretisch mögliche Bestzeit | Ziel | | | | | | |
| best | 0:44,677 | 0:13,317 | 0:19,627 | 0:11,640 | 0:45,719 | 0:13,464 | 0:20,068 | 0:11,932 | 0:45,164 | 0:13,412 | 0:19,919 | 0:11,833 | 0:45,712 | 0:13,470 | 0:20,021 | 0:12,068 |
| Runde 1 | 0:57,552 | 0:15,711 | 0:26,455 | 0:15,386 | 0:54,575 | 0:16,716 | 0:24,303 | 0:13,556 | 0:54,487 | 0:15,808 | 0:24,872 | 0:13,807 | 0:54,917 | 0:15,446 | 0:24,450 | 0:15,021 |
| Runde 2 | 0:47,925 | 0:14,494 | 0:20,769 | 0:12,662 | 0:47,741 | 0:14,489 | 0:20,960 | 0:12,292 | 0:48,319 | 0:14,780 | 0:21,315 | 0:12,224 | 0:48,358 | 0:14,525 | 0:21,190 | 0:12,643 |
| Runde 3 | 0:47,914 | 0:15,251 | 0:20,277 | 0:12,386 | 0:48,699 | 0:15,185 | 0:21,060 | 0:12,454 | 0:49,337 | 0:16,391 | 0:20,839 | 0:12,107 | 0:49,787 | 0:15,927 | 0:21,112 | 0:12,748 |
| Runde 4 | 0:46,816 | 0:13,877 | 0:20,574 | 0:12,365 | 0:46,709 | 0:14,020 | 0:20,621 | 0:12,068 | 0:47,199 | 0:14,068 | 0:20,960 | 0:12,171 | 0:46,483 | 0:13,704 | 0:20,613 | 0:12,166 |
| Runde 5 | 0:47,155 | 0:13,828 | 0:20,967 | 0:12,360 | 0:47,214 | 0:14,029 | 0:20,923 | 0:12,262 | 0:48,087 | 0:13,918 | 0:20,924 | 0:13,245 | 0:47,274 | 0:13,801 | 0:20,745 | 0:12,728 |
| Runde 6 | 0:45,957 | 0:13,619 | 0:20,145 | 0:12,193 | 0:46,597 | 0:13,919 | 0:20,303 | 0:12,375 | 0:45,985 | 0:13,833 | 0:20,169 | 0:11,983 | 0:46,160 | 0:13,470 | 0:20,386 | 0:12,304 |
| Runde 7 | 0:44,677 | 0:13,317 | 0:19,720 | 0:11,640 | 0:45,822 | 0:13,611 | 0:20,238 | 0:11,973 | 0:46,192 | 0:13,947 | 0:20,236 | 0:12,009 | 0:47,156 | 0:14,376 | 0:20,396 | 0:12,384 |
| Runde 8 | 0:44,814 | 0:13,378 | 0:19,687 | 0:11,749 | 0:45,719 | 0:13,719 | 0:20,068 | 0:11,932 | 0:45,471 | 0:13,554 | 0:20,084 | 0:11,833 | 0:46,144 | 0:13,688 | 0:20,275 | 0:12,181 |
| Runde 9 | 0:44,837 | 0:13,401 | 0:19,627 | 0:11,809 | 0:45,817 | 0:13,464 | 0:20,283 | 0:12,070 | 0:45,164 | 0:13,412 | 0:19,919 | 0:11,833 | 0:45,712 | 0:13,623 | 0:20,021 | 0:12,068 |



DMSB-Reglir:208/2018

R 11 DJKM (OK-Junior) Heat 3 A < > B

Die schnellsten Zeiten

| Ort | Nr. Fahrername | Zeit | Streckenl. | ø Speed |
|-----------|------------------------|----------|------------|-----------|
| Ziel | 143 Ten Brinke, Thomas | 0:44,304 | 1107 m | 90,0 km/h |
| Sektion 1 | 143 Ten Brinke, Thomas | 0:13,088 | 329 m | 90,5 km/h |
| Sektion 2 | 105 Bergmeister, Jakob | 0:19,524 | 475 m | 87,6 km/h |
| Sektion 3 | 143 Ten Brinke, Thomas | 0:11,530 | 303 m | 94,6 km/h |

| | Snr.:120 Spino, Alfio Andrea ITA CRG Holland | Snr.:134 Eichenberger, Gaia CHE Valier Motorsport | Snr.:176 Kramer, Pablo DEU FS-RL Competition | Snr.:113 Tohum, Arthur DEU TR Motorsport | Snr.:114 Ried, Jonas DEU Solgat Motorsport |
|-----------|--|---|--|--|--|
| | theoretisch mögliche Bestzeit 0:48,062 | theoretisch mögliche Bestzeit 0:47,033 | theoretisch mögliche Bestzeit 0:46,856 | theoretisch mögliche Bestzeit 0:46,861 | theoretisch mögliche Bestzeit 0:15,727 |
| Ziel | Sektion 1 0:21,154 | Sektion 1 0:14,281 | Sektion 1 0:14,276 | Sektion 1 0:14,002 | Sektion 1 0:15,727 |
| Sektion 3 | Sektion 3 0:12,605 | Sektion 3 0:12,086 | Sektion 3 0:12,018 | Sektion 3 0:12,141 | Sektion 3 0:15,727 |
| best | 0:48,294 | 0:47,033 | 0:46,856 | 0:46,861 | 0:15,727 |
| Runde 1 | 0:52,158 | 0:53,856 | 0:54,426 | 0:54,328 | 0:15,727 |
| Runde 2 | 0:48,294 | 0:47,033 | 0:46,856 | 0:46,861 | 0:15,727 |
| Runde 3 | | | | | |

DMSB-RegNr: 206/2018

R 6 DJKM (OK-Junior) Heat 2 A <> C

Strecke / track: 1107m

started: 29 classified: 29 not classified: 0

fastest Lap Van Hoepen, Laurens at: 0.44,653

Doc. 34

| Pos | Stf. Nr. | Fahrer Driver | Nation | Bewerber/Sponsor | Nation | Lizenz/B-Lizenz | Chassis/Motor/Reifen | Points | Runden Laps | Gesamtzeit Differenz | Abstand Gap | beste Runde best Lap | in N. in L. | o Geschw. u Speed |
|-----|----------|-------------------------|--------|----------------------------|--------|-----------------------------|--------------------------------|--------|-------------|----------------------|-------------|----------------------|-------------|------------------------|
| 1 | 145 | Van Hoepen, Laurens | IND | TONY KART RACING TEAM | ITA | 39403 296168 | TONY KART / VORTEX / Vega | 0 | 9 | 6:48,246 | | 0:44,653 | 6 | 87,9 km/h 89,2 km/h |
| 2 | 139 | O'sullivan, Zak | GBR | Ricky Flynn Motorsport | GBR | 274547 162392 | FA Kart / Vortex / Vega | 2 | 9 | 6:49,557 0:01,311 | 0:01,311 | 0:44,682 | 6 | 87,6 km/h 89,2 km/h |
| 3 | 107 | Hantke, Nico | DEU | 3G Racing | DEU | IKCJ 1145936 KBF 1164077 | Tony Kart / Parilla / Vega | 3 | 9 | 6:51,013 0:02,767 | 0:01,456 | 0:45,102 | 5 | 87,3 km/h 88,4 km/h |
| 4 | 133 | Voncken, Luca | DEU | DS Kartsport | DEU | IKCJ 1153982 KBF 1154357 | Mach1 / TM / Vega | 4 | 9 | 6:51,118 0:02,872 | 0:00,105 | 0:44,963 | 5 | 87,2 km/h 88,6 km/h |
| 5 | 131 | Dörr, Ben | DEU | TB Racing Team | DEU | IKCJ 1162845 KBF 1116906 | Kart Republic / Parilla / Vega | 5 | 9 | 6:51,247 0:03,001 | 0:00,129 | 0:44,883 | 5 | 87,2 km/h 88,8 km/h |
| 6 | 109 | Mesch, Joel | DEU | KSM Schumacher Racing Team | DEU | IKCJ 1179312 KBF 1067587 | Tony Kart / Vortex / Vega | 6 | 9 | 6:51,410 0:03,164 | 0:00,163 | 0:44,856 | 5 | 87,2 km/h 88,8 km/h |
| 7 | 136 | Rees, Matthew | GBR | Ricky Flynn Motorsport | GBR | 252931 162392 | FA Kart / Vortex / Vega | 7 | 9 | 6:51,702 0:03,456 | 0:00,292 | 0:44,887 | 6 | 87,1 km/h 88,8 km/h |
| 8 | 140 | Scianti, Enzo | USA | CRG Holland | NLD | K1845-SK-18 JR-c 15521 | CRG / TM / Veago | 8 | 9 | 6:51,873 0:03,627 | 0:00,171 | 0:44,943 | 6 | 87,1 km/h 88,4 km/h |
| 9 | 175 | Koelschbach, Carl Louis | DEU | Achim Koelschbach | DEU | IKC 1172727 BEK 1194935 | Sodi / IAME / Vega | 9 | 9 | 6:52,535 0:04,289 | 0:00,662 | 0:44,954 | 6 | 86,9 km/h 88,7 km/h |
| 10 | 111 | Naude, Toni Kayla | CHE | Innovate Competition | CHE | 500287 500033 | Exprit / TM / Vega | 10 | 9 | 6:52,894 0:04,648 | 0:00,359 | 0:44,781 | 6 | 86,9 km/h 89 km/h |
| 11 | 182 | Gregor, Daniel | DEU | LRT Lanari Racing Team | DEU | IKCJ 1168157 KBF 1159049 | Kart Republic / IAME / Vega | 11 | 9 | 6:56,233 0:07,987 | 0:03,339 | 0:45,185 | 3 | 86,2 km/h 88,2 km/h |
| 12 | 174 | Rauer, Fabio | DEU | KSM Schumacher Racing Team | DEU | IKCJ 1164921 KBF 1067587 | TonyKart / Vortex / Vega | 12 | 9 | 6:56,788 0:08,542 | 0:00,555 | 0:45,422 | 5 | 86,1 km/h 87,7 km/h |
| 13 | 186 | Pizzi, Francesco | ITA | LENNOX RACING TEAM | ITA | 353078 156004 | EXPRIT / VORTEX / Vega | 13 | 9 | 7:01,055 0:12,809 | 0:04,267 | 0:45,099 | 5 | 85,2 km/h 88,4 km/h |
| 14 | 129 | Ploeg, Bart | NLD | Zanardi Racing Team | NLD | 40401 28613 | CRG / Parilla / Vega | 14 | 9 | 7:01,209 0:12,963 | 0:00,154 | 0:45,314 | 5 | 85,2 km/h 87,9 km/h |
| 15 | 176 | Kramer, Pablo | DEU | FS-RL Competition | DEU | IKJ 1151450 KBF 1132168 | CRG / TM / Vega | 15 | 9 | 7:02,194 0:13,948 | 0:00,985 | 0:45,352 | 5 | 85 km/h 87,9 km/h |
| 16 | 126 | Dolischka, Jordan | AUT | KSB RACING TEAM | AUT | JK 2107 BK 002 | Kosmic / Vortex / Vega | 16 | 9 | 7:02,350 0:14,104 | 0:00,156 | 0:45,371 | 5 | 84,9 km/h 87,8 km/h |
| 17 | 135 | Degnbol, Noah | DNK | RS Competition | DNK | 65659 36053 | Tony Kart / Vortex / Vega | 17 | 9 | 7:04,764 0:16,518 | 0:02,414 | 0:45,524 | 8 | 84,4 km/h 87,5 km/h |
| 18 | 112 | Lagrotteria, Antonio | CHE | Innovate Competition | CHE | 500238 500033 | Exprit / TM / Vega | 18 | 9 | 7:06,186 0:17,940 | 0:01,422 | 0:45,342 | 5 | 84,2 km/h 87,9 km/h |
| 19 | 115 | Litvinenko, Egor | DEU | FS-RL Competition | DEU | IKCJ 1181442 KBF 1132168 | CRG / TM / Vega | 19 | 9 | 7:06,519 0:18,273 | 0:00,333 | 0:46,049 | 5 | 84,1 km/h 86,5 km/h |
| 20 | 127 | Primm, Simon Connor | DEU | Team NKS | DEU | IKCJ 1171081 KBF 1050071 | DR / TM / Vega | 20 | 9 | 7:06,975 0:18,729 | 0:00,456 | 0:45,151 | 5 | 84 km/h 88,3 km/h |
| 21 | 183 | Sutens, Jarno | BEL | Flandria Kart | BEL | 913125 910131 | RK / IAME / Vega | 21 | 9 | 7:07,199 0:18,953 | 0:00,224 | 0:45,683 | 9 | 84 km/h 87,2 km/h |
| 22 | 121 | Bröer, Cherine | DEU | ADAC Weser-Ems e.V. | DEU | IKCJ 1155880 BIC 1065028 | CRG / TM / Vega | 22 | 9 | 7:10,278 0:22,032 | 0:03,079 | 0:45,659 | 5 | 83,4 km/h 87,3 km/h |
| 23 | 171 | Griggs, Luca | GBR | LENNOX RACING TEAM | ITA | 298405 322955 | Exprit / Vortex / Vega | 23 | 9 | 7:11,794 0:23,548 | 0:01,516 | 0:45,574 | 5 | 83,1 km/h 87,4 km/h |
| 24 | 122 | Ringdahl, Neo | SWE | JP Racing | SWE | 20060328569: 105 | Exprit / Vortex / Vega | 24 | 9 | 7:14,194 0:25,948 | 0:02,400 | 0:46,054 | 3 | 82,6 km/h 86,5 km/h |
| 25 | 125 | Karlsson, William | SWE | JP Racing | SWE | 20051018587: 105 | Exprit / TM / Vega | 25 | 9 | 7:15,096 0:26,850 | 0:00,902 | 0:46,303 | 6 | 82,4 km/h 86,1 km/h |
| 26 | 185 | Bergman, Calle | SWE | Ward Racing | SWE | 20050902307: 102 | Tonykart / Vortex / Vega | 26 | 9 | 7:20,491 0:32,245 | 0:05,395 | 0:46,286 | 5 | 81,4 km/h 86,1 km/h |
| 27 | 151 | Stadsbader, Gilles | BEL | Daems Racing Team | BEL | 910062 910430 | TonyKart / Vortex / Vega | 27 | 9 | 7:26,393 0:38,147 | 0:05,902 | 0:48,189 | 3 | 80,3 km/h 82,7 km/h |
| 28 | 141 | Han, Chenyu | CHN | TB Racing Team | DEU | 18 KC 1026 KBF 1116906 | Kart Republic / Parilla / Vega | 28 | 7 | 5:33,473 2 R | 2 R | 0:45,153 | 4 | 83,7 km/h 88,3 km/h |
| 29 | 114 | Ried, Jonas | DEU | Solgat Motorsport | DEU | IKCJ 1167350 KBF 1079882 | Ricciardo / TM / Vega | 29 | 5 | 3:54,281 4 R | 2 R | 0:45,113 | 4 | 85,1 km/h 88,3 km/h |

StNr. 121,171,122,185,125 5 sec penalty Frontfaring

Rennleitung: Volker Ehekircher Racedirektor: Thomas Lainer

Sportkommissare: Thomas Ferrero / Ulrich Bell / Peter Brings / Tobias Amann

Techn. Kommissare: H.-J. Dangers / A.Sengpiel / M. Grasshoff / C. Schmidt / D.Pietzko

Zeitnahme: KART-DATA timing service Franz Schieszler / Martin Summerer

Zeitnahme / timekeeping

control *Schieszler*
Franz Schieszler

Aushangzeit : 15:13:19



DMSB-RegNr: 206/2018

R 6 DJKM (OK-Junior) Heat 2 A < > C

Strecke / track: 1107

| Fahrename Driver | Van Hoepen Laurens | O'sullivan Zak | Hantke Nico | Voncken Luca | Dörr Ben | Mesch Joel | Rees Matthew | Scionti Enzo | Koelschbach Carl Louis | Naude Toni Kayla | Gregor Daniel | Rauer Fabio |
|---------------------|-----------------------|-------------------|-------------------|-------------------|-------------------|-------------------|-------------------|-------------------|---------------------------|---------------------|-------------------|-------------------|
| schnellste Runde | 0:44,653 Rn. 6 | 0:44,682 Rn. 6 | 0:45,102 Rn. 5 | 0:44,963 Rn. 5 | 0:44,883 Rn. 5 | 0:44,856 Rn. 5 | 0:44,887 Rn. 6 | 0:44,943 Rn. 6 | 0:44,954 Rn. 6 | 0:44,781 Rn. 6 | 0:45,185 Rn. 3 | 0:45,422 Rn. 5 |
| Speed | 89,2 km/h | 89,2 km/h | 88,4 km/h | 88,6 km/h | 88,8 km/h | 88,8 km/h | 88,8 km/h | 88,7 km/h | 88,7 km/h | 89,0 km/h | 88,2 km/h | 87,7 km/h |
| Lap 1 | 0:46,366 | 0:46,209 | 0:46,759 | 0:46,981 | 0:47,151 | 0:46,670 | 0:47,313 | 0:47,901 | 0:47,847 | 0:48,289 | 0:48,836 | 0:48,018 |
| Lap 2 | 0:45,337 | 0:45,274 | 0:45,258 | 0:45,234 | 0:45,181 | 0:45,354 | 0:45,368 | 0:45,643 | 0:45,535 | 0:45,769 | 0:45,959 | 0:46,616 |
| Lap 3 | 0:44,998 | 0:45,042 | 0:45,366 | 0:45,391 | 0:45,411 | 0:45,627 | 0:45,516 | 0:45,385 | 0:45,521 | 0:45,232 | 0:45,185 | 0:45,495 |
| Lap 4 | 0:45,110 | 0:45,153 | 0:45,375 | 0:45,431 | 0:45,992 | 0:46,096 | 0:45,563 | 0:45,294 | 0:45,318 | 0:45,367 | 0:45,484 | 0:46,135 |
| Lap 5 | 0:44,900 | 0:44,858 | 0:45,102 | 0:44,963 | 0:44,883 | 0:44,856 | 0:45,267 | 0:44,955 | 0:45,018 | 0:45,140 | 0:45,655 | 0:45,422 |
| Lap 6 | 0:44,653 | 0:44,682 | 0:45,419 | 0:45,157 | 0:44,901 | 0:45,073 | 0:44,887 | 0:44,943 | 0:44,954 | 0:44,781 | 0:45,842 | 0:45,578 |
| Lap 7 | 0:45,247 | 0:47,071 | 0:45,546 | 0:45,615 | 0:45,368 | 0:45,621 | 0:45,201 | 0:45,331 | 0:45,264 | 0:45,405 | 0:46,034 | 0:46,282 |
| Lap 8 | 0:45,336 | 0:45,215 | 0:45,411 | 0:45,636 | 0:45,562 | 0:45,499 | 0:45,455 | 0:45,384 | 0:45,368 | 0:45,535 | 0:45,663 | 0:45,883 |
| Lap 9 | 0:45,363 | 0:45,188 | 0:45,582 | 0:45,532 | 0:45,506 | 0:45,555 | 0:45,696 | 0:45,360 | 0:46,165 | 0:45,743 | 0:45,415 | 0:45,576 |

R 6 DJKM (OK-Junior) Heat 2 A < > C

Strecke / track: 1107

| Fahrername Driver | Pizzi Francesco | Ploeg Bart | Kramer Pablo | Dolischka Jordan | Degnbol Noah | Bröer Cherine | Lagrotteria Antonio | Litvinenko Egor | Griggs Luca | Primm Simon Connor | Sutens Jarno | Ringdahl Neo |
|------------------------------|--------------------|-------------------|-------------------|---------------------|-------------------|-------------------|------------------------|--------------------|-------------------|-----------------------|-------------------|-------------------|
| schnellste Runde in Runde | 0:45,099 Rn. 5 | 0:45,314 Rn. 5 | 0:45,352 Rn. 5 | 0:45,371 Rn. 5 | 0:45,524 Rn. 8 | 0:45,659 Rn. 5 | 0:45,342 Rn. 5 | 0:46,049 Rn. 5 | 0:45,574 Rn. 5 | 0:45,151 Rn. 5 | 0:45,683 Rn. 9 | 0:46,054 Rn. 3 |
| Speed | 88,4 km/h | 87,9 km/h | 87,9 km/h | 87,8 km/h | 87,5 km/h | 87,3 km/h | 87,9 km/h | 86,5 km/h | 87,4 km/h | 88,3 km/h | 87,2 km/h | 86,5 km/h |
| Lap 1 | 0:48,720 | 0:48,420 | 0:48,610 | 0:48,169 | 0:48,634 | 0:48,707 | 0:49,477 | 0:48,540 | 0:48,300 | 0:48,322 | 0:49,744 | 0:49,043 |
| Lap 2 | 0:46,175 | 0:46,257 | 0:46,806 | 0:46,330 | 0:46,395 | 0:46,813 | 0:46,641 | 0:46,184 | 0:46,725 | 0:47,000 | 0:47,330 | 0:47,509 |
| Lap 3 | 0:46,875 | 0:47,191 | 0:46,805 | 0:46,795 | 0:48,830 | 0:47,414 | 0:46,403 | 0:47,270 | 0:47,045 | 0:47,024 | 0:46,022 | 0:46,054 |
| Lap 4 | 0:45,539 | 0:45,601 | 0:46,081 | 0:45,741 | 0:45,901 | 0:46,058 | 0:46,242 | 0:46,598 | 0:46,143 | 0:46,868 | 0:46,577 | 0:46,952 |
| Lap 5 | 0:45,099 | 0:45,314 | 0:45,352 | 0:45,371 | 0:45,677 | 0:45,659 | 0:45,342 | 0:46,049 | 0:45,574 | 0:45,151 | 0:46,038 | 0:46,553 |
| Lap 6 | 0:48,374 | 0:48,205 | 0:47,509 | 0:47,908 | 0:47,054 | 0:47,146 | 0:47,241 | 0:47,867 | 0:46,974 | 0:46,927 | 0:46,321 | 0:46,136 |
| Lap 7 | 0:45,695 | 0:45,649 | 0:45,877 | 0:45,997 | 0:48,131 | 0:46,907 | 0:47,532 | 0:47,760 | 0:48,590 | 0:48,291 | 0:47,203 | 0:48,590 |
| Lap 8 | 0:45,537 | 0:45,557 | 0:45,599 | 0:45,988 | 0:45,524 | 0:45,954 | 0:45,985 | 0:46,262 | 0:46,121 | 0:46,609 | 0:47,345 | 0:47,019 |
| Lap 9 | 0:45,431 | 0:45,373 | 0:45,730 | 0:45,643 | 0:45,943 | 0:46,695 | 0:46,525 | 0:46,692 | 0:46,763 | 0:46,097 | 0:45,683 | 0:46,375 |


R 6 DJKM (OK-Junior) Heat 2 A < > C

Strecke / track: 1107

| Fahrername Driver | Karlsson William | Bergman Calle | Stadsbader Gilles | Han Chenyu | Ried Jonas |
|------------------------------|---------------------|-------------------|----------------------|-------------------|-------------------|
| schnellste Runde in Runde | 0:46,303 Rn. 6 | 0:46,286 Rn. 5 | 0:48,189 Rn. 3 | 0:45,153 Rn. 4 | 0:45,113 Rn. 4 |
| Speed | 86,1 km/h | 86,1 km/h | 82,7 km/h | 88,3 km/h | 88,3 km/h |
| Lap 1 | 0:49,966 | 0:49,623 | 0:49,662 | 0:49,684 | 0:48,540 |
| Lap 2 | 0:47,360 | 0:47,759 | 0:48,745 | 0:46,402 | 0:46,517 |
| Lap 3 | 0:47,651 | 0:48,056 | 0:48,189 | 0:45,942 | 0:45,925 |
| Lap 4 | 0:46,526 | 0:47,049 | 0:49,008 | 0:45,153 | 0:45,113 |
| Lap 5 | 0:46,478 | 0:46,286 | 0:48,384 | 0:45,277 | 0:45,328 |
| Lap 6 | 0:46,303 | 0:46,651 | 0:49,198 | 0:50,382 | |
| Lap 7 | 0:46,878 | 0:46,944 | 0:49,480 | 0:49,079 | |
| Lap 8 | 0:47,106 | 0:46,644 | 0:49,445 | | |
| Lap 9 | 0:46,528 | 0:46,311 | 0:49,580 | | |

DMSB-Reglir.-206/2018

R 6 DJKM (OK-Junior) Heat 2 A < > C

| Ziel | | Sektion 1 | | Sektion 2 | | Sektion 3 | |
|------------------------------|----------|----------------------------|----------|----------------------------|----------|----------------------------|----------|
| Fahrername | Zeit | Fahrername | Zeit | Fahrername | Zeit | Fahrername | Zeit |
| 1 145 Van Hoepen,Laurens | 0:44,653 | 145 Van Hoepen,Laurens | 0:13,226 | 145 Van Hoepen,Laurens | 0:19,630 | 111 Naude,Toni Kayla | 0:11,616 |
| 2 139 O´ullivan,Zak | 0:44,682 | 139 O´ullivan,Zak | 0:13,293 | 139 O´ullivan,Zak | 0:19,665 | 114 Ried,Jonas | 0:11,638 |
| 3 111 Naude,Toni Kayla | 0:44,781 | 136 Rees,Matthew | 0:13,314 | 140 Scionti,Enzo | 0:19,671 | 129 Ploeg,Bart | 0:11,661 |
| 4 109 Mesch,Joel | 0:44,856 | 175 Koelschbach,Carl Louis | 0:13,315 | 109 Mesch,Joel | 0:19,688 | 131 Dörr,Ben | 0:11,664 |
| 5 131 Dörr,Ben | 0:44,883 | 127 Primm,Simon Connor | 0:13,321 | 136 Rees,Matthew | 0:19,691 | 139 O´ullivan,Zak | 0:11,673 |
| 6 136 Rees,Matthew | 0:44,887 | 141 Han,Chenyu | 0:13,351 | 131 Dörr,Ben | 0:19,692 | 186 Pizzi,Francesco | 0:11,703 |
| 7 140 Scionti,Enzo | 0:44,943 | 133 Voncken,Luca | 0:13,363 | 111 Naude,Toni Kayla | 0:19,708 | 109 Mesch,Joel | 0:11,704 |
| 8 175 Koelschbach,Carl Louis | 0:44,954 | 140 Scionti,Enzo | 0:13,384 | 175 Koelschbach,Carl Louis | 0:19,726 | 133 Voncken,Luca | 0:11,713 |
| 9 133 Voncken,Luca | 0:44,963 | 114 Ried,Jonas | 0:13,387 | 133 Voncken,Luca | 0:19,739 | 107 Hamtke,Nico | 0:11,724 |
| 10 186 Pizzi,Francesco | 0:45,099 | 174 Rauer,Fabio | 0:13,390 | 114 Ried,Jonas | 0:19,760 | 145 Van Hoepen,Laurens | 0:11,730 |
| 11 107 Hamtke,Nico | 0:45,102 | 131 Dörr,Ben | 0:13,402 | 107 Hamtke,Nico | 0:19,773 | 140 Scionti,Enzo | 0:11,736 |
| 12 114 Ried,Jonas | 0:45,113 | 112 Lagrotteria,Antonio | 0:13,407 | 129 Ploeg,Bart | 0:19,822 | 136 Rees,Matthew | 0:11,737 |
| 13 127 Primm,Simon Connor | 0:45,151 | 176 Kramer,Pablo | 0:13,413 | 186 Pizzi,Francesco | 0:19,842 | 175 Koelschbach,Carl Louis | 0:11,740 |
| 14 141 Han,Chenyu | 0:45,153 | 182 Gregor,Daniel | 0:13,418 | 141 Han,Chenyu | 0:19,874 | 182 Gregor,Daniel | 0:11,746 |
| 15 182 Gregor,Daniel | 0:45,185 | 107 Hamtke,Nico | 0:13,434 | 127 Primm,Simon Connor | 0:19,882 | 176 Kramer,Pablo | 0:11,764 |
| 16 129 Ploeg,Bart | 0:45,314 | 171 Griggs,Luca | 0:13,452 | 135 Degnbol,Noah | 0:19,904 | 126 Dolischka,Jorden | 0:11,769 |
| 17 112 Lagrotteria,Antonio | 0:45,342 | 109 Mesch,Joel | 0:13,455 | 126 Dolischka,Jorden | 0:19,907 | 141 Han,Chenyu | 0:11,797 |
| 18 176 Kramer,Pablo | 0:45,352 | 111 Naude,Toni Kayla | 0:13,457 | 122 Ringdahl,Neo | 0:19,939 | 127 Primm,Simon Connor | 0:11,799 |
| 19 126 Dolischka,Jorden | 0:45,371 | 135 Degnbol,Noah | 0:13,496 | 171 Griggs,Luca | 0:19,982 | 121 Bröer,Cherine | 0:11,811 |
| 20 174 Rauer,Fabio | 0:45,422 | 122 Ringdahl,Neo | 0:13,498 | 182 Gregor,Daniel | 0:19,995 | 174 Rauer,Fabio | 0:11,815 |
| 21 135 Degnbol,Noah | 0:45,524 | 129 Ploeg,Bart | 0:13,503 | 176 Kramer,Pablo | 0:19,999 | 115 Litvinenko,Egor | 0:11,856 |
| 22 171 Griggs,Luca | 0:45,574 | 126 Dolischka,Jorden | 0:13,512 | 112 Lagrotteria,Antonio | 0:20,017 | 112 Lagrotteria,Antonio | 0:11,868 |
| 23 121 Bröer,Cherine | 0:45,659 | 186 Pizzi,Francesco | 0:13,523 | 183 Sutens,Jarno | 0:20,073 | 171 Griggs,Luca | 0:11,883 |
| 24 183 Sutens,Jarno | 0:45,683 | 125 Karlsson,William | 0:13,567 | 174 Rauer,Fabio | 0:20,088 | 135 Degnbol,Noah | 0:11,893 |
| 25 115 Litvinenko,Egor | 0:46,049 | 115 Litvinenko,Egor | 0:13,569 | 115 Litvinenko,Egor | 0:20,105 | 183 Sutens,Jarno | 0:11,923 |
| 26 122 Ringdahl,Neo | 0:46,054 | 121 Bröer,Cherine | 0:13,654 | 121 Bröer,Cherine | 0:20,177 | 185 Bergman,Calle | 0:11,982 |
| 27 185 Bergman,Calle | 0:46,286 | 183 Sutens,Jarno | 0:13,654 | 185 Bergman,Calle | 0:20,199 | 122 Ringdahl,Neo | 0:12,035 |
| 28 125 Karlsson,William | 0:46,303 | 185 Bergman,Calle | 0:13,687 | 125 Karlsson,William | 0:20,235 | 125 Karlsson,William | 0:12,194 |
| 29 151 Stadtsbader,Gilles | 0:48,189 | 151 Stadtsbader,Gilles | 0:14,553 | 151 Stadtsbader,Gilles | 0:20,454 | 151 Stadtsbader,Gilles | 0:12,542 |

DMSB-Reglir:208/2018

R 6 DJKM (OK-Junior) Heat 2 A < > C

Die schnellsten Zeiten

| Ort | Nr. Fahrername | Streckentl. | Zeit | Ø Speed |
|-----------|------------------------|-------------|----------|-----------|
| Ziel | 145 Van Hoepen,Laurens | 1107 m | 0:44,653 | 89,2 km/h |
| Sektion 1 | 145 Van Hoepen,Laurens | 329 m | 0:13,226 | 89,6 km/h |
| Sektion 2 | 145 Van Hoepen,Laurens | 475 m | 0:19,630 | 87,1 km/h |
| Sektion 3 | 111 Naude,Toni Kayla | 303 m | 0:11,616 | 93,9 km/h |

| | Smr.145 Van Hoepen,Laurens NLD TONY KART RACING TEAM theoretisch mögliche Bestzeit 0:44,586 | Smr.139 O' sullivan,Zak GBR Ricky Flynn Motorsport theoretisch mögliche Bestzeit 0:44,631 | Smr.107 Hamtke,Nico DEU 3G Racing theoretisch mögliche Bestzeit 0:44,931 | Smr.133 Voncken,Luca DEU DS Kartsport theoretisch mögliche Bestzeit 0:44,815 | Smr.131 Dörr,Ben DEU TB Racing Team theoretisch mögliche Bestzeit 0:44,758 |
|---------|--|--|---|---|---|
| best | 0:44,653 0:13,226 0:19,630 0:11,730 | 0:44,682 0:13,293 0:19,665 0:11,673 | 0:45,102 0:13,434 0:19,773 0:11,724 | 0:44,963 0:13,363 0:19,739 0:11,713 | 0:44,883 0:13,402 0:19,692 0:11,664 |
| Runde 1 | 0:46,366 0:14,329 0:20,085 0:12,002 | 0:46,209 0:14,101 0:20,265 0:11,843 | 0:46,759 0:14,497 0:20,280 0:11,982 | 0:46,981 0:14,734 0:20,233 0:12,014 | 0:47,151 0:14,721 0:20,511 0:11,919 |
| Runde 2 | 0:45,337 0:13,510 0:20,024 0:11,803 | 0:45,274 0:13,508 0:20,022 0:11,744 | 0:45,258 0:13,561 0:19,785 0:11,912 | 0:45,234 0:13,596 0:19,893 0:11,745 | 0:45,181 0:13,641 0:19,826 0:11,714 |
| Runde 3 | 0:44,998 0:13,332 0:19,741 0:11,925 | 0:45,042 0:13,367 0:19,927 0:11,748 | 0:45,366 0:13,575 0:19,867 0:11,924 | 0:45,391 0:13,684 0:19,915 0:11,792 | 0:45,411 0:13,712 0:19,858 0:11,841 |
| Runde 4 | 0:45,110 0:13,399 0:19,906 0:11,805 | 0:45,153 0:13,380 0:20,036 0:11,737 | 0:45,375 0:13,796 0:19,808 0:11,771 | 0:45,431 0:13,805 0:19,786 0:11,840 | 0:45,992 0:13,991 0:20,081 0:11,920 |
| Runde 5 | 0:44,900 0:13,392 0:19,750 0:11,758 | 0:44,858 0:13,333 0:19,852 0:11,673 | 0:45,102 0:13,436 0:19,807 0:11,859 | 0:44,963 0:13,479 0:19,739 0:11,745 | 0:44,883 0:13,491 0:19,692 0:11,700 |
| Runde 6 | 0:44,653 0:13,226 0:19,630 0:11,797 | 0:44,682 0:13,322 0:19,665 0:11,695 | 0:45,419 0:13,922 0:19,773 0:11,724 | 0:45,157 0:13,584 0:19,860 0:11,713 | 0:44,901 0:13,402 0:19,835 0:11,664 |
| Runde 7 | 0:45,247 0:13,310 0:20,036 0:11,901 | 0:47,071 0:13,293 0:21,725 0:12,053 | 0:45,546 0:13,434 0:20,189 0:11,923 | 0:45,615 0:13,363 0:20,313 0:11,939 | 0:45,368 0:13,558 0:19,908 0:11,902 |
| Runde 8 | 0:45,336 0:13,495 0:20,111 0:11,730 | 0:45,215 0:13,371 0:20,079 0:11,765 | 0:45,411 0:13,581 0:20,062 0:11,768 | 0:45,636 0:13,798 0:20,055 0:11,783 | 0:45,562 0:13,698 0:20,095 0:11,769 |
| Runde 9 | 0:45,363 0:13,442 0:20,081 0:11,840 | 0:45,188 0:13,344 0:20,115 0:11,729 | 0:45,582 0:13,644 0:20,075 0:11,863 | 0:45,532 0:13,614 0:20,032 0:11,886 | 0:45,506 0:13,689 0:19,904 0:11,913 |



DEUTSCHE KART-MEISTERSCHAFTEN 2018 27-29 / 07 / 2018

DMSB-Reglir:208/2018

R 6 DJKM (OK-Junior) Heat 2 A < > C

Die schnellsten Zeiten

| Ort | Nr. Fahrername | Streckentl. | Zeit | Ø Speed |
|-----------|------------------------|-------------|----------|-----------|
| Ziel | 145 Van Hoepen,Laurens | 1107 m | 0:44,653 | 89,2 km/h |
| Sektion 1 | 145 Van Hoepen,Laurens | 329 m | 0:13,226 | 89,6 km/h |
| Sektion 2 | 145 Van Hoepen,Laurens | 475 m | 0:19,630 | 87,1 km/h |
| Sektion 3 | 111 Naude,Toni Kayla | 303 m | 0:11,616 | 93,9 km/h |

| | Snr.109 Mesch,Joel DEU KSM Schumacher Racing Team theoretisch mögliche Bestzeit 0:44,847 | Snr.136 Rees,Matthew GBR Ricky Flynn Motorsport theoretisch mögliche Bestzeit 0:44,742 | Snr.140 Scionti,Enzo USA CRG Holland theoretisch mögliche Bestzeit 0:44,791 | Snr.175 Koelschbach,Carl Louis DEU Achim Koelschbach theoretisch mögliche Bestzeit 0:44,781 | Snr.111 Naude,Toni Kayla CHE Innovate Competition theoretisch mögliche Bestzeit 0:44,781 |
|---------|---|---|--|--|---|
| best | 0:44,856 0:13,455 0:19,688 0:11,704 | 0:44,887 0:13,314 0:19,691 0:11,737 | 0:44,943 0:13,384 0:19,671 0:11,736 | 0:44,954 0:13,315 0:19,726 0:11,740 | 0:44,781 0:13,457 0:19,708 0:11,616 |
| Runde 1 | 0:46,670 0:14,407 0:20,277 0:11,986 | 0:47,313 0:14,926 0:20,363 0:12,024 | 0:47,901 0:15,290 0:20,403 0:12,208 | 0:47,847 0:14,974 0:20,618 0:12,255 | 0:48,289 0:15,851 0:20,484 0:11,954 |
| Runde 2 | 0:45,354 0:13,489 0:20,002 0:11,863 | 0:45,368 0:13,538 0:19,904 0:11,926 | 0:45,643 0:13,627 0:20,023 0:11,993 | 0:45,535 0:13,631 0:20,026 0:11,878 | 0:45,769 0:13,791 0:20,104 0:11,874 |
| Runde 3 | 0:45,627 0:13,905 0:19,913 0:11,809 | 0:45,516 0:13,575 0:20,097 0:11,844 | 0:45,385 0:13,686 0:19,889 0:11,810 | 0:45,521 0:13,571 0:20,210 0:11,740 | 0:45,232 0:13,550 0:19,959 0:11,723 |
| Runde 4 | 0:46,096 0:14,238 0:20,080 0:11,778 | 0:45,563 0:13,514 0:20,129 0:11,920 | 0:45,294 0:13,631 0:19,865 0:11,798 | 0:45,318 0:13,550 0:19,998 0:11,770 | 0:45,367 0:13,722 0:19,998 0:11,647 |
| Runde 5 | 0:44,856 0:13,464 0:19,688 0:11,704 | 0:45,267 0:13,549 0:19,920 0:11,798 | 0:44,955 0:13,384 0:19,671 0:11,900 | 0:45,018 0:13,338 0:19,726 0:11,954 | 0:45,140 0:13,527 0:19,862 0:11,751 |
| Runde 6 | 0:45,073 0:13,455 0:19,721 0:11,897 | 0:44,887 0:13,314 0:19,691 0:11,882 | 0:44,943 0:13,417 0:19,764 0:11,762 | 0:44,954 0:13,315 0:19,779 0:11,860 | 0:44,781 0:13,457 0:19,708 0:11,616 |
| Runde 7 | 0:45,621 0:13,817 0:19,988 0:11,816 | 0:45,201 0:13,355 0:19,906 0:11,940 | 0:45,331 0:13,559 0:20,036 0:11,736 | 0:45,264 0:13,487 0:19,951 0:11,826 | 0:45,405 0:13,513 0:20,034 0:11,858 |
| Runde 8 | 0:45,499 0:13,708 0:20,037 0:11,754 | 0:45,455 0:13,625 0:20,093 0:11,737 | 0:45,384 0:13,516 0:19,988 0:11,880 | 0:45,368 0:13,367 0:20,172 0:11,829 | 0:45,535 0:13,566 0:20,238 0:11,731 |
| Runde 9 | 0:45,555 0:13,707 0:20,049 0:11,799 | 0:45,696 0:13,875 0:19,933 0:11,888 | 0:45,360 0:13,577 0:19,855 0:11,928 | 0:46,165 0:14,045 0:20,333 0:11,787 | 0:45,743 0:13,536 0:20,279 0:11,928 |

DMSB-Reglir:208/2018

R 6 DJKM (OK-Junior) Heat 2 A < > C

Die schnellsten Zeiten

| Ort | Nr. Fahrername | Streckentl. | Zeit | Ø Speed |
|-----------|------------------------|-------------|----------|-----------|
| Ziel | 145 Van Hoepen,Laurens | 1107 m | 0:44,653 | 89,2 km/h |
| Sektion 1 | 145 Van Hoepen,Laurens | 329 m | 0:13,226 | 89,6 km/h |
| Sektion 2 | 145 Van Hoepen,Laurens | 475 m | 0:19,630 | 87,1 km/h |
| Sektion 3 | 111 Naude,Toni Kayla | 303 m | 0:11,616 | 93,9 km/h |


| | Smr.182 Gregor,Daniel DEU LRT Lanari Racing Team theoretisch mögliche Bestzeit 0:45,159 | Smr.174 Rauer,Fabio DEU KSM Schumacher Racing Team theoretisch mögliche Bestzeit 0:45,293 | Smr.186 Pizzi,Francesco ITA LENNOX RACING TEAM theoretisch mögliche Bestzeit 0:45,068 | Smr.129 Ploeg,Bart NLD Zanardi Racing Team theoretisch mögliche Bestzeit 0:44,986 | Smr.176 Kramer,Pablo DEU FS-RL Competition theoretisch mögliche Bestzeit 0:45,176 |
|---------|--|--|--|--|--|
| best | 0:45,185 | 0:45,422 | 0:45,099 | 0:45,314 | 0:45,352 |
| Runde 1 | 0:48,836 | 0:48,018 | 0:48,720 | 0:48,420 | 0:48,610 |
| Runde 2 | 0:45,959 | 0:46,616 | 0:46,175 | 0:46,257 | 0:46,806 |
| Runde 3 | 0:45,185 | 0:45,495 | 0:46,875 | 0:47,191 | 0:46,805 |
| Runde 4 | 0:45,484 | 0:46,135 | 0:45,539 | 0:45,601 | 0:46,081 |
| Runde 5 | 0:45,655 | 0:45,422 | 0:45,099 | 0:45,314 | 0:45,352 |
| Runde 6 | 0:45,842 | 0:45,578 | 0:48,374 | 0:48,205 | 0:47,509 |
| Runde 7 | 0:46,034 | 0:46,282 | 0:45,695 | 0:45,649 | 0:45,877 |
| Runde 8 | 0:45,663 | 0:45,883 | 0:45,537 | 0:45,557 | 0:45,599 |
| Runde 9 | 0:45,415 | 0:45,576 | 0:45,431 | 0:45,373 | 0:45,730 |
| | 0:13,418 | 0:13,390 | 0:13,523 | 0:13,503 | 0:13,413 |
| | 0:19,995 | 0:20,088 | 0:19,842 | 0:19,822 | 0:19,999 |
| | 0:11,746 | 0:11,815 | 0:11,703 | 0:11,661 | 0:11,764 |
| | 0:12,490 | 0:12,108 | 0:12,578 | 0:12,215 | 0:12,518 |
| | 0:20,883 | 0:20,621 | 0:21,109 | 0:21,215 | 0:21,012 |
| | 0:20,338 | 0:20,592 | 0:20,156 | 0:20,320 | 0:20,168 |
| | 0:19,995 | 0:13,548 | 0:20,712 | 0:14,484 | 0:20,960 |
| | 0:20,305 | 0:13,557 | 0:19,887 | 0:13,867 | 0:20,100 |
| | 0:20,221 | 0:13,390 | 0:19,842 | 0:13,636 | 0:20,075 |
| | 0:20,105 | 0:13,524 | 0:22,291 | 0:13,523 | 0:21,725 |
| | 0:20,374 | 0:14,041 | 0:20,065 | 0:13,803 | 0:14,047 |
| | 0:20,236 | 0:13,606 | 0:20,090 | 0:20,207 | 0:19,999 |
| | 0:20,125 | 0:13,515 | 0:20,043 | 0:20,057 | 0:20,179 |
| | 0:11,820 | 0:11,938 | 0:11,865 | 0:11,813 | 0:11,994 |

R 6 DJKM (OK-Junior) Heat 2 A < > C

Die schnellsten Zeiten

| Ort | Nr. Fahrername | Streckentl. | Zeit | Ø Speed |
|-----------|------------------------|-------------|----------|-----------|
| Ziel | 145 Van Hoepen,Laurens | 1107 m | 0:44,653 | 89,2 km/h |
| Sektion 1 | 145 Van Hoepen,Laurens | 329 m | 0:13,226 | 89,6 km/h |
| Sektion 2 | 145 Van Hoepen,Laurens | 475 m | 0:19,630 | 87,1 km/h |
| Sektion 3 | 111 Naude,Toni Kayla | 303 m | 0:11,616 | 93,9 km/h |

| | Smr.126 Dolitschka,Jorden AUT KSB RACING TEAM | Smr.135 Degnbol,Noah DNK RS Competition | Smr.121 Bröer,Cherine DEU ADAC Weser-Ems e.V. | Smr.112 Lagrotherio,Antonio CHE Innovate Competition | Smr.115 Litvinenko,Egor DEU FS-RL Competition |
|---------|---|---|---|---|---|
| | theoretisch mögliche Bestzeit 0:45,188 | theoretisch mögliche Bestzeit 0:45,293 | theoretisch mögliche Bestzeit 0:45,642 | theoretisch mögliche Bestzeit 0:45,292 | theoretisch mögliche Bestzeit 0:45,530 |
| Ziel | Sektion 1 0:13,512 Sektion 2 0:19,907 Sektion 3 0:11,769 | Sektion 1 0:13,496 Sektion 2 0:19,904 Sektion 3 0:11,893 | Sektion 1 0:13,654 Sektion 2 0:20,177 Sektion 3 0:11,811 | Sektion 1 0:13,407 Sektion 2 0:20,017 Sektion 3 0:11,868 | Sektion 1 0:13,569 Sektion 2 0:20,105 Sektion 3 0:11,856 |
| best | 0:45,371 | 0:45,524 | 0:45,659 | 0:45,342 | 0:46,049 |
| Runde 1 | 0:48,169 | 0:48,634 | 0:48,707 | 0:49,477 | 0:48,540 |
| Runde 2 | 0:46,330 | 0:46,395 | 0:46,813 | 0:46,641 | 0:46,184 |
| Runde 3 | 0:46,795 | 0:48,830 | 0:47,414 | 0:46,403 | 0:47,270 |
| Runde 4 | 0:45,741 | 0:45,901 | 0:46,058 | 0:46,242 | 0:46,598 |
| Runde 5 | 0:45,371 | 0:45,677 | 0:45,659 | 0:45,342 | 0:46,049 |
| Runde 6 | 0:47,908 | 0:47,054 | 0:47,146 | 0:47,241 | 0:47,867 |
| Runde 7 | 0:45,997 | 0:48,131 | 0:46,907 | 0:47,532 | 0:47,760 |
| Runde 8 | 0:45,988 | 0:45,524 | 0:45,954 | 0:45,985 | 0:46,262 |
| Runde 9 | 0:45,643 | 0:45,943 | 0:46,695 | 0:46,525 | 0:46,692 |
| | 0:21,142 0:20,254 0:11,997 0:20,981 0:11,835 0:20,172 0:11,769 0:11,789 0:13,512 0:22,186 0:19,968 0:13,636 0:20,395 0:13,605 | 0:15,136 0:14,035 0:14,132 0:13,904 0:13,496 0:13,877 0:14,433 0:13,666 0:13,697 0:15,548 0:14,356 0:14,325 0:13,880 0:13,654 0:13,682 0:14,175 0:13,808 0:13,808 | 0:15,548 0:14,356 0:14,325 0:13,880 0:13,654 0:13,682 0:14,175 0:13,808 0:13,808 0:20,960 0:20,210 0:20,453 0:20,177 0:20,194 0:21,367 0:20,535 0:20,271 0:21,008 | 0:15,017 0:13,867 0:13,625 0:13,917 0:13,407 0:13,928 0:14,166 0:13,871 0:13,565 0:21,399 0:20,571 0:20,186 0:20,440 0:20,017 0:21,230 0:20,760 0:20,246 0:20,914 | 0:15,015 0:13,983 0:14,173 0:14,565 0:13,609 0:14,418 0:14,275 0:13,858 0:13,569 0:21,254 0:20,297 0:21,078 0:20,105 0:20,440 0:21,365 0:20,765 0:20,548 0:20,660 |



DEUTSCHE KART-MEISTERSCHAFTEN 2018 27-29 / 07 / 2018

DMSB-Reglir: 208/2018

R 6 DJKM (OK-Junior) Heat 2 A < > C

Die schnellsten Zeiten

| Ort | Nr. Fahrername | Streckentl. | Zeit | Ø Speed |
|-----------|------------------------|-------------|----------|-----------|
| Ziel | 145 Van Hoepen,Laurens | 1107 m | 0:44,653 | 89,2 km/h |
| Sektion 1 | 145 Van Hoepen,Laurens | 329 m | 0:13,226 | 89,6 km/h |
| Sektion 2 | 145 Van Hoepen,Laurens | 475 m | 0:19,630 | 87,1 km/h |
| Sektion 3 | 111 Naude,Toni Kayla | 303 m | 0:11,616 | 93,9 km/h |

| | Smr.171 Griggs, Luca GBR LENNOX RACING TEAM | Smr.127 Primm, Simon Connor DEU Team NKS | Smr.183 Sutens, Jarno BEL Flandria Kart | Smr.122 Ringdahl, Neo SWE JP Racing | Smr.125 Karlsson, William SWE JP Racing |
|---------|--|--|--|--|--|
| | theoretisch mögliche Bestzeit 0:45,317 | theoretisch mögliche Bestzeit 0:45,002 | theoretisch mögliche Bestzeit 0:45,650 | theoretisch mögliche Bestzeit 0:45,472 | theoretisch mögliche Bestzeit 0:45,996 |
| Ziel | Sektion 1 0:13,452 Sektion 2 0:19,982 Sektion 3 0:11,883 | Sektion 1 0:13,321 Sektion 2 0:19,882 Sektion 3 0:11,799 | Ziel 0:45,683 Sektion 1 0:13,654 Sektion 2 0:20,073 Sektion 3 0:11,923 | Ziel 0:46,054 Sektion 1 0:13,498 Sektion 2 0:19,939 Sektion 3 0:12,035 | Ziel 0:46,303 Sektion 1 0:13,567 Sektion 2 0:20,235 Sektion 3 0:12,194 |
| Runde 1 | 0:48,300 0:14,994 0:21,212 0:12,094 | 0:48,322 0:15,036 0:21,297 0:11,989 | 0:49,744 0:15,685 0:21,235 0:12,874 | 0:49,043 0:15,091 0:21,218 0:12,734 | 0:49,966 0:15,836 0:21,340 0:12,790 |
| Runde 2 | 0:46,725 0:14,433 0:20,197 0:12,095 | 0:47,000 0:14,350 0:20,348 0:12,302 | 0:47,330 0:14,419 0:20,700 0:12,211 | 0:47,509 0:13,802 0:21,192 0:12,515 | 0:47,360 0:14,387 0:20,614 0:12,359 |
| Runde 3 | 0:47,045 0:13,905 0:20,560 0:12,580 | 0:47,024 0:13,873 0:20,523 0:12,628 | 0:46,022 0:13,705 0:20,220 0:12,097 | 0:46,054 0:13,811 0:20,152 0:12,091 | 0:47,651 0:14,030 0:20,980 0:12,641 |
| Runde 4 | 0:46,143 0:13,989 0:20,025 0:12,129 | 0:46,868 0:14,200 0:20,869 0:11,799 | 0:46,577 0:13,689 0:20,830 0:12,058 | 0:46,952 0:13,861 0:20,802 0:12,289 | 0:46,526 0:13,784 0:20,493 0:12,249 |
| Runde 5 | 0:45,574 0:13,452 0:19,982 0:12,140 | 0:45,151 0:13,321 0:19,882 0:11,948 | 0:46,038 0:14,023 0:20,092 0:11,923 | 0:46,553 0:14,538 0:19,939 0:12,076 | 0:46,478 0:13,657 0:20,235 0:12,586 |
| Runde 6 | 0:46,974 0:13,791 0:21,300 0:11,883 | 0:46,927 0:13,605 0:21,188 0:12,134 | 0:46,321 0:13,695 0:20,534 0:12,092 | 0:46,136 0:13,498 0:20,603 0:12,035 | 0:46,303 0:13,567 0:20,475 0:12,261 |
| Runde 7 | 0:48,590 0:14,373 0:21,726 0:12,491 | 0:48,291 0:15,856 0:20,401 0:12,034 | 0:47,203 0:13,902 0:20,888 0:12,413 | 0:48,590 0:14,935 0:21,490 0:12,165 | 0:46,878 0:14,005 0:20,620 0:12,253 |
| Runde 8 | 0:46,121 0:13,916 0:20,291 0:11,914 | 0:46,609 0:14,009 0:20,701 0:11,899 | 0:47,345 0:14,462 0:20,668 0:12,215 | 0:47,019 0:13,927 0:20,655 0:12,437 | 0:47,106 0:13,869 0:21,003 0:12,234 |
| Runde 9 | 0:46,763 0:13,548 0:20,650 0:12,565 | 0:46,097 0:13,634 0:20,123 0:12,340 | 0:45,683 0:13,654 0:20,073 0:11,956 | 0:46,375 0:13,745 0:20,461 0:12,169 | 0:46,528 0:13,603 0:20,731 0:12,194 |

R 6 DJKM (OK-Junior) Heat 2 A < > C

Die schnellsten Zeiten

| Ort | Nr. Fahrername | Streckenl. | Zeit | Ø Speed |
|-----------|-------------------------|------------|----------|-----------|
| Ziel | 145 Van Hoepen, Laurens | 1107 m | 0:44,653 | 89,2 km/h |
| Sektion 1 | 145 Van Hoepen, Laurens | 329 m | 0:13,226 | 89,6 km/h |
| Sektion 2 | 145 Van Hoepen, Laurens | 475 m | 0:19,630 | 87,1 km/h |
| Sektion 3 | 111 Naude, Toni Kayla | 303 m | 0:11,616 | 93,9 km/h |

| | Snr.:185 Bergman, Calle SWE Ward Racing | Snr.:151 Stadsbader, Gilles BEL Daems Racing Team | Snr.:141 Han, Chenyu CHN TB Racing Team | Snr.:114 Ried, Jonas DEU Solgat Motorsport |
|---------|---|---|---|--|
| | theoretisch mögliche Bestzeit 0:45,868 | theoretisch mögliche Bestzeit 0:47,549 | theoretisch mögliche Bestzeit 0:45,022 | theoretisch mögliche Bestzeit 0:44,785 |
| Ziel | Sektion 1 Sektion 2 Sektion 3 | Sektion 1 Sektion 2 Sektion 3 | Sektion 1 Sektion 2 Sektion 3 | Sektion 1 Sektion 2 Sektion 3 |
| best | 0:46,286 0:13,687 0:20,199 0:11,982 | 0:48,189 0:14,553 0:20,454 0:12,542 | 0:45,153 0:13,351 0:19,874 0:11,797 | 0:45,113 0:13,387 0:19,760 0:11,638 |
| Runde 1 | 0:49,623 0:15,684 0:21,323 0:12,616 | 0:49,662 0:15,502 0:21,465 0:12,695 | 0:49,684 0:16,018 0:21,207 0:12,459 | 0:48,540 0:15,077 0:21,025 0:12,438 |
| Runde 2 | 0:47,759 0:14,520 0:20,716 0:12,523 | 0:48,745 0:15,460 0:20,743 0:12,542 | 0:46,402 0:13,866 0:20,327 0:12,209 | 0:46,517 0:14,160 0:20,231 0:12,126 |
| Runde 3 | 0:48,056 0:14,201 0:21,057 0:12,798 | 0:48,189 0:14,807 0:20,454 0:12,928 | 0:45,942 0:13,880 0:20,162 0:11,900 | 0:45,925 0:14,056 0:19,942 0:11,927 |
| Runde 4 | 0:47,049 0:14,006 0:20,899 0:12,144 | 0:49,008 0:14,553 0:21,409 0:13,046 | 0:45,153 0:13,482 0:19,874 0:11,797 | 0:45,113 0:13,640 0:19,835 0:11,638 |
| Runde 5 | 0:46,286 0:13,778 0:20,526 0:11,982 | 0:48,384 0:14,645 0:20,958 0:12,781 | 0:45,277 0:13,351 0:20,021 0:11,905 | 0:45,328 0:13,516 0:19,760 0:12,052 |
| Runde 6 | 0:46,651 0:13,735 0:20,589 0:12,327 | 0:49,198 0:14,696 0:21,542 0:12,960 | 0:50,382 0:13,571 0:24,208 0:12,603 | 0:13,387 |
| Runde 7 | 0:46,944 0:13,911 0:20,818 0:12,215 | 0:49,480 0:14,793 0:21,762 0:12,925 | 0:49,079 0:14,923 0:21,116 0:13,040 | |
| Runde 8 | 0:46,644 0:13,687 0:20,560 0:12,397 | 0:49,445 0:14,993 0:21,584 0:12,868 | 0:14,694 0:20,993 | |
| Runde 9 | 0:46,311 0:13,930 0:20,199 0:12,182 | 0:49,580 0:14,849 0:21,567 0:13,164 | | |

DMSB-RegNr: 206/2018

R 2 DJKM (OK-Junior) Heat 1 B <> C

Strecke / track: 1107m

fastest Lap Ten Brinke, Thomas at: 0:54,127

started: 25 classified: 25 not classified: 0 not started: 4

Doc. 30

| Pos | Stf. Nr. | Fahrer / Driver | Nation | Bewerber/Sponsor | Nation | Lizenz/B-Lizenz | Chassis/Motor/Reifen | Points | Runden Laps | Gesamtzeit Differenz | Abstand Gap | beste Runde best Lap | in N. in L. | o Geschw. n Speed |
|--------------------------------------|----------|--------------------------|--------|----------------------------|--------|-----------------------------|--------------------------------|--------|-------------|----------------------|-------------|----------------------|-------------|------------------------|
| 1 | 143 | Ten Brinke, Thomas | IND | Ricky Flynn Motorsport | GBR | 40462 162392 | FA Kart / Vortex / Vega | 0 | 9 | 8:52,863 | | 0:54,127 | 9 | 67,3 km/h 73,6 km/h |
| 2 | 124 | Højgaard, Mikkel | DNK | KSB RACING TEAM | AUT | 53445 BK 002 | Kosmic / Vortex / Vega | 2 | 9 | 8:55,739 0:02,876 | 0:02,876 | 0:54,720 | 9 | 66,9 km/h 72,8 km/h |
| 3 | 136 | Rees, Matthew | GBR | Ricky Flynn Motorsport | GBR | 252931 162392 | FA Kart / Vortex / Vega | 3 | 9 | 8:56,614 0:03,751 | 0:00,875 | 0:54,403 | 9 | 66,8 km/h 73,3 km/h |
| 4 | 128 | Øgaard, Sebastian | DNK | TK Racing | DNK | 55995 52208 | FA Kart / TM / Vega | 4 | 9 | 8:57,202 0:04,339 | 0:00,588 | 0:54,615 | 9 | 66,8 km/h 73,3 km/h |
| 5 | 131 | Dörr, Ben | DEU | TB Racing Team | DEU | IKCJ 1162845 KBF 1116906 | Kart Republic / Parilla / Vega | 5 | 9 | 9:00,830 0:07,967 | 0:03,628 | 0:54,422 | 9 | 66,3 km/h 73,2 km/h |
| 6 | 171 | Griggs, Luca | GBR | LENNOX RACING TEAM | ITA | 298405 322955 | Exprit / Vortex / Vega | 6 | 9 | 9:05,057 0:12,194 | 0:04,227 | 0:54,968 | 9 | 65,8 km/h 72,5 km/h |
| 7 | 140 | Scianti, Enzo | USA | CRG Holland | NLD | K1845-SK-18 JR-c 15521 | CRG / TM / Veago | 7 | 9 | 9:06,004 0:13,141 | 0:00,947 | 0:55,400 | 9 | 65,7 km/h 71,9 km/h |
| 8 | 105 | Bergmeister, Jakob | DEU | KSM Schumacher Racing Team | DEU | IKCJ 1156048 KBF 1067587 | Tony Kart / Vortex / Vega | 8 | 9 | 9:08,041 0:15,178 | 0:02,037 | 0:56,071 | 9 | 65,4 km/h 71,1 km/h |
| 9 | 161 | Brienza, Joseph | USA | Ward Racing | SWE | K1852-SK-18 JR-C 102 | Tonykart / Vortex / Vega | 9 | 9 | 9:08,654 0:15,791 | 0:00,613 | 0:56,219 | 9 | 65,4 km/h 70,9 km/h |
| 10 | 130 | Knopp, Josef | CZE | TB Racing Team | DEU | 1017 KBF 1116906 | Kart Republic / Parilla / Vega | 10 | 9 | 9:16,414 0:23,551 | 0:07,760 | 0:58,635 | 9 | 64,5 km/h 68 km/h |
| 11 | 120 | Spina, Alfio Andrea | ITA | CRG Holland | NLD | 366688 15521 | CRG / TM / Vega | 11 | 9 | 9:19,085 0:26,222 | 0:02,671 | 0:56,359 | 9 | 64,2 km/h 70,7 km/h |
| 12 | 151 | Stadsbader, Gilles | BEL | Daems Racing Team | BEL | 910062 910430 | TonyKart / Vortex / Vega | 12 | 9 | 9:19,561 0:26,698 | 0:00,476 | 0:55,859 | 8 | 64,1 km/h 71,3 km/h |
| 13 | 126 | Dolischka, Jorden | AUT | KSB RACING TEAM | AUT | JK 2107 BK 002 | Kosmic / Vortex / Vega | 13 | 9 | 9:20,046 0:27,183 | 0:00,485 | 0:56,695 | 8 | 64 km/h 70,3 km/h |
| 14 | 154 | Bönighausen, Colin Jamie | DEU | KSM Schumacher Racing Team | DEU | IKCJ 1179397 KBF 1067587 | Tony Kart / Vortex / Vega | 14 | 9 | 9:21,275 0:28,412 | 0:01,229 | 0:54,971 | 8 | 63,9 km/h 72,5 km/h |
| 15 | 113 | Tohum, Arthur | DEU | TR Motorsport | DEU | IKCJ 1160352 KFB 1080519 | Jesolo / TM / Vega | 15 | 9 | 9:38,050 0:45,187 | 0:16,775 | 0:58,796 | 9 | 62 km/h 67,8 km/h |
| 16 | 169 | Revesz, Levente | HUN | LENNOX RACING TEAM | ITA | 5746 322955 | EXPRIX / Vortex / Vega | 16 | 8 | 8:53,194 1 R | 1 R | 0:59,771 | 8 | 59,8 km/h 66,2 km/h |
| 17 | 112 | Lagrotteria, Antonio | CHE | Innovate Competition | CHE | 500238 500033 | Exprit / TM / Vega | 17 | 4 | 4:27,379 5 R | 4 R | 1:04,305 | 4 | 59,6 km/h 62 km/h |
| 18 | 125 | Karlsson, William | SWE | JP Racing | SWE | 20051018587 105 | Exprit / TM / Vega | 18 | 1 | 1:19,476 8 R | 3 R | 1:09,308 | 1 | 50,1 km/h 57,5 km/h |
| 19 | 107 | Hanke, Nico | DEU | 3G Racing | DEU | IKCJ 1145936 KBF 1164077 | Tony Kart / Parilla / Vega | 19 | 0 | 0:01,463 9 R | 1 R | | | |
| 20 | 138 | Askey, Kai | GBR | Ricky Flynn Motorsport | GBR | 296774 162392 | FA Kart / Vortex / Vega | 20 | 0 | 0:01,871 9 R | 0:00,408 | | | |
| 21 | 141 | Han, Chenyu | CHN | TB Racing Team | DEU | 18 KC 102z KBF 1116906 | Kart Republic / Parilla / Vega | 21 | 0 | 0:02,162 9 R | 0:00,291 | | | |
| 22 | 110 | Rosam, Max | DEU | TR Motorsport | DEU | IKCJ 1162238 KBF 1080519 | Jesolo / TM / Vega | 22 | 0 | 0:02,257 9 R | 0:00,095 | | | |
| 23 | 127 | Primm, Simon Connor | DEU | Team NKS | DEU | IKCJ 1171081 KBF 1050071 | DR / TM / Vega | 23 | 0 | 0:02,788 9 R | 0:00,531 | | | |
| 24 | 134 | Eichenberger, Gaia | CHE | Valier Motorsport | DEU | K18045 KBF 1063735 | SODI / Iame / Vega | 24 | 0 | 0:04,060 9 R | 0:01,272 | | | |
| 25 | 108 | Weimann, Jule | DEU | Solgat Motorsport | DEU | IKCJ 1159312 KBF 1079882 | Birel / TM / Vega | 25 | 0 | 0:09,437 9 R | 0:05,377 | | | |
| the following drivers did not start. | | | | | | | | | | | | | | |
| | 186 | Pizzi, Francesco | ITA | | | | | 31 | | | | | | |
| | 129 | Ploeg, Bart | NLD | | | | | 31 | | | | | | |
| | 121 | Bröer, Cherine | DEU | | | | | 31 | | | | | | |
| | 184 | Bösing, Maximilian | DEU | | | | | 31 | | | | | | |

StNr. 154,131,125,108 5 sec penalty Fronfaiiring

Rennleitung: Volker Ehekircher Racedirektor: Thomas Lainer
 Sportkommissare: Thomas Ferrero / Ulrich Bell / Peter Brings / Tobias Amann
 Techn. Kommissare: H.-J. Dangers / A.Sengpiel / M. Grasshoff / C. Schmidt / D.Pietzko
 Zeitnahme: KART-DATA timing service Franz Schieszler / Martin Summerer

Zeitnahme / timekeeping
 Control *Schieszler*
 Franz Schieszler
 Aushangzeit : 14:01:39

DMSB-RegNr: 206/2018

R 2 DJKM (OK-Junior) Heat 1 B < > C

Strecke / track: 1107

| Fahrename Driver | Ten Brinke Thomas | Højgaard Mikkel | Dörr Ben | Rees Matthew | Øgaard Sebastian | Griggs Luca | Scionti Enzo | Bergmeister Jakob | Brienza Joseph | Bönighausen Colin Jamie | Knopp Josef | Spina Alfio Andrea |
|------------------------------|----------------------|--------------------|-------------------|-------------------|---------------------|-------------------|-------------------|----------------------|-------------------|----------------------------|-------------------|-----------------------|
| schnellste Runde in Runde | 0:54,127 Rn. 9 | 0:54,720 Rn. 9 | 0:54,422 Rn. 9 | 0:54,403 Rn. 9 | 0:54,615 Rn. 9 | 0:54,968 Rn. 9 | 0:55,400 Rn. 9 | 0:56,071 Rn. 9 | 0:56,219 Rn. 9 | 0:54,971 Rn. 8 | 0:58,635 Rn. 9 | 0:56,359 Rn. 9 |
| Speed | 73,6 km/h | 72,8 km/h | 73,2 km/h | 73,3 km/h | 73,0 km/h | 72,5 km/h | 71,9 km/h | 71,1 km/h | 70,9 km/h | 72,5 km/h | 68,0 km/h | 70,7 km/h |
| Lap 1 | 1:04,755 | 1:03,526 | 1:05,259 | 1:05,046 | 1:05,600 | 1:08,374 | 1:06,078 | 1:10,544 | 1:07,483 | 1:11,158 | 1:06,448 | 1:11,051 |
| Lap 2 | 1:02,447 | 1:02,023 | 1:03,565 | 1:03,428 | 1:04,436 | 1:03,871 | 1:04,104 | 1:03,615 | 1:04,349 | 1:05,575 | 1:03,779 | 1:05,287 |
| Lap 3 | 1:01,608 | 1:02,038 | 1:02,788 | 1:01,680 | 1:01,917 | 1:02,561 | 1:03,501 | 1:02,685 | 1:03,424 | 1:04,437 | 1:02,957 | 1:04,185 |
| Lap 4 | 1:01,447 | 1:01,086 | 1:01,117 | 1:00,923 | 1:00,827 | 1:01,263 | 1:01,652 | 1:01,466 | 1:01,112 | 1:02,832 | 1:01,698 | 1:03,051 |
| Lap 5 | 0:58,958 | 1:00,007 | 0:58,799 | 0:59,686 | 0:58,969 | 0:59,884 | 0:59,830 | 0:59,658 | 1:00,420 | 1:01,055 | 1:00,531 | 1:01,188 |
| Lap 6 | 0:58,117 | 0:59,526 | 0:57,541 | 0:57,686 | 0:56,975 | 0:58,517 | 0:58,779 | 0:58,900 | 0:58,627 | 0:58,280 | 1:01,179 | 0:59,515 |
| Lap 7 | 0:55,485 | 0:55,982 | 0:56,061 | 0:56,051 | 0:56,259 | 0:56,663 | 0:57,364 | 0:57,035 | 0:57,292 | 0:58,199 | 0:59,062 | 0:58,144 |
| Lap 8 | 0:54,172 | 0:55,426 | 0:54,731 | 0:56,065 | 0:55,234 | 0:56,357 | 0:57,488 | 0:56,094 | 0:56,964 | 0:54,971 | 0:59,112 | 0:56,864 |
| Lap 9 | 0:54,127 | 0:54,720 | 0:54,422 | 0:54,403 | 0:54,615 | 0:54,968 | 0:55,400 | 0:56,071 | 0:56,219 | 0:55,796 | 0:58,635 | 0:56,359 |



DMSB-RegNr: 206/2018

R 2 DJKM (OK-Junior) Heat 1 B < > C

Strecke / track: 1107

| Fahrername Driver | Stradsbader Gilles | Dolischka Jorden | Tohum Arthur | Revez Levente | Lagrotteria Antonio | Karisson William | Hantke Nico | Askey Kai | Han Chenyu | Rosam Max | Primm Simon Connor | Eichenberger Gaia |
|------------------------------|-----------------------|---------------------|-------------------|-------------------|------------------------|---------------------|----------------|--------------|---------------|--------------|-----------------------|----------------------|
| schnellste Runde in Runde | 0:55,859 Rn. 8 | 0:56,695 Rn. 8 | 0:58,796 Rn. 9 | 0:59,771 Rn. 8 | 1:04,305 Rn. 4 | 1:09,308 Rn. 1 | | | | | | |
| Speed | 71,3 km/h | 70,3 km/h | 67,8 km/h | 66,7 km/h | 62,0 km/h | 57,5 km/h | | | | | | |
| Lap 1 | 1:09,526 | 1:11,311 | 1:09,115 | 1:11,533 | 1:10,274 | 1:09,308 | | | | | | |
| Lap 2 | 1:04,890 | 1:05,341 | 1:06,846 | 1:07,588 | 1:05,250 | | | | | | | |
| Lap 3 | 1:03,793 | 1:04,433 | 1:06,680 | 1:07,541 | 1:04,648 | | | | | | | |
| Lap 4 | 1:05,995 | 1:03,134 | 1:04,670 | 1:05,302 | 1:04,305 | | | | | | | |
| Lap 5 | 1:01,734 | 1:01,114 | 1:03,389 | 1:05,499 | | | | | | | | |
| Lap 6 | 0:59,639 | 0:59,602 | 1:01,474 | 1:03,542 | | | | | | | | |
| Lap 7 | 0:57,486 | 0:58,036 | 1:00,057 | 1:02,239 | | | | | | | | |
| Lap 8 | 0:55,859 | 0:56,695 | 0:59,715 | 0:59,771 | | | | | | | | |
| Lap 9 | 0:56,185 | 0:56,849 | 0:58,796 | | | | | | | | | |

DMSB-RegNr: 206/2018

R 2 DJKM (OK-Junior) Heat 1 B < > C

Strecke / track: 1107

| Fahrername Driver | Weimann Jule |
|------------------------------|-----------------|
| schnellste Runde in Runde | |
| Speed | |
| Lap 1 | |
| Lap 2 | |
| Lap 3 | |
| Lap 4 | |
| Lap 5 | |
| Lap 6 | |
| Lap 7 | |
| Lap 8 | |
| Lap 9 | |

R 2 DJKM (OK-Junior) Heat 1 B < > C

| Ziel | | Sektion 1 | | Sektion 2 | | Sektion 3 | |
|-------------------------------|----------|-----------------------------|----------|-----------------------------|----------|-----------------------------|----------|
| Fahrername | Zeit | Fahrername | Zeit | Fahrername | Zeit | Fahrername | Zeit |
| 1 143 Ten Brinke,Thomas | 0:54,127 | 143 Ten Brinke,Thomas | 0:16,494 | 131 Dörr,Ben | 0:23,215 | 143 Ten Brinke,Thomas | 0:13,850 |
| 2 136 Rees,Matthew | 0:54,403 | 171 Griggs,Luca | 0:16,511 | 143 Ten Brinke,Thomas | 0:23,237 | 131 Dörr,Ben | 0:14,039 |
| 3 131 Dörr,Ben | 0:54,422 | 128 Øgaard,Sebastian | 0:16,583 | 136 Rees,Matthew | 0:23,522 | 136 Rees,Matthew | 0:14,205 |
| 4 128 Øgaard,Sebastian | 0:54,615 | 154 Bönighausen,Colin Jamik | 0:16,634 | 128 Øgaard,Sebastian | 0:23,613 | 154 Bönighausen,Colin Jamik | 0:14,259 |
| 5 124 Højgaard,Mikkel | 0:54,720 | 136 Rees,Matthew | 0:16,676 | 124 Højgaard,Mikkel | 0:23,653 | 128 Øgaard,Sebastian | 0:14,292 |
| 6 171 Griggs,Luca | 0:54,968 | 124 Højgaard,Mikkel | 0:16,753 | 171 Griggs,Luca | 0:23,666 | 124 Højgaard,Mikkel | 0:14,314 |
| 7 154 Bönighausen,Colin Jamik | 0:54,971 | 131 Dörr,Ben | 0:16,798 | 140 Scionti,Enzo | 0:23,696 | 171 Griggs,Luca | 0:14,594 |
| 8 140 Scionti,Enzo | 0:55,400 | 151 Stadsbader,Gilles | 0:16,877 | 154 Bönighausen,Colin Jamik | 0:23,738 | 140 Scionti,Enzo | 0:14,639 |
| 9 151 Stadsbader,Gilles | 0:55,859 | 161 Brienza,Joseph | 0:16,955 | 161 Brienza,Joseph | 0:23,789 | 151 Stadsbader,Gilles | 0:14,660 |
| 10 105 Bergmeister,Jakob | 0:56,071 | 120 Spina,Alfio Andrea | 0:17,048 | 105 Bergmeister,Jakob | 0:24,060 | 105 Bergmeister,Jakob | 0:14,772 |
| 11 161 Brienza,Joseph | 0:56,219 | 140 Scionti,Enzo | 0:17,065 | 151 Stadsbader,Gilles | 0:24,288 | 120 Spina,Alfio Andrea | 0:14,827 |
| 12 120 Spina,Alfio Andrea | 0:56,359 | 105 Bergmeister,Jakob | 0:17,071 | 126 Dolischka,Jorden | 0:24,323 | 126 Dolischka,Jorden | 0:14,970 |
| 13 126 Dolischka,Jorden | 0:56,695 | 126 Dolischka,Jorden | 0:17,302 | 120 Spina,Alfio Andrea | 0:24,484 | 161 Brienza,Joseph | 0:15,017 |
| 14 130 Knopp,Josef | 0:58,635 | 113 Tohum,Arthur | 0:17,502 | 113 Tohum,Arthur | 0:25,191 | 113 Tohum,Arthur | 0:15,107 |
| 15 113 Tohum,Arthur | 0:58,796 | 130 Knopp,Josef | 0:17,679 | 130 Knopp,Josef | 0:25,261 | 169 Revesz,Levente | 0:15,142 |
| 16 169 Revesz,Levente | 0:59,771 | 169 Revesz,Levente | 0:18,097 | 169 Revesz,Levente | 0:26,067 | 130 Knopp,Josef | 0:15,330 |
| 17 112 Lagrotteria,Antonio | 1:04,305 | 112 Lagrotteria,Antonio | 0:18,778 | 112 Lagrotteria,Antonio | 0:28,127 | 112 Lagrotteria,Antonio | 0:16,847 |
| 18 125 Karlisson,William | 1:09,308 | 125 Karlisson,William | 0:21,051 | 108 Weimann,Jule | 0:29,953 | 125 Karlisson,William | 0:17,896 |
| 19 107 Hamtke,Nico | | 108 Weimann,Jule | 0:21,085 | 125 Karlisson,William | 0:30,361 | 107 Hamtke,Nico | |
| 20 138 Askey,Kai | | 107 Hamtke,Nico | 0:23,496 | 107 Hamtke,Nico | | 138 Askey,Kai | |
| 21 141 Han,Chenyu | | 110 Rosam,Max | 0:43,383 | 138 Askey,Kai | | 141 Han,Chenyu | |
| 22 110 Rosam,Max | | 138 Askey,Kai | | 141 Han,Chenyu | | 110 Rosam,Max | |
| 23 127 Primm,Simon Connor | | 141 Han,Chenyu | | 141 Han,Chenyu | | 127 Primm,Simon Connor | |
| 24 134 Eichenberger,Gaia | | 127 Primm,Simon Connor | | 127 Primm,Simon Connor | | 134 Eichenberger,Gaia | |
| 25 108 Weimann,Jule | | 134 Eichenberger,Gaia | | 134 Eichenberger,Gaia | | 108 Weimann,Jule | |

DMSB-Reglir:208/2018

R 2 DJKM (OK-Junior) Heat 1 B < > C

Die schnellsten Zeiten

| Ort | Nr. Fahrername | Streckl. | Zeit | Ø Speed |
|-----------|-----------------------|----------|----------|-----------|
| Ziel | 143 Ten Brinke,Thomas | 1107 m | 0:54,127 | 73,6 km/h |
| Sektion 1 | 143 Ten Brinke,Thomas | 329 m | 0:16,494 | 71,8 km/h |
| Sektion 2 | 131 Dörr,Ben | 475 m | 0:23,215 | 73,7 km/h |
| Sektion 3 | 143 Ten Brinke,Thomas | 303 m | 0:13,850 | 78,8 km/h |

| | Smr.143 Ten Brinke,Thomas NLD Ricky Flynn Motorsport theoretisch mögliche Bestzeit 0:53,581 | Smr.124 Høigaard,Mikkel DNK KSB RACING TEAM theoretisch mögliche Bestzeit 0:54,720 | Smr.131 Dörr,Ben DEU TB Racing Team theoretisch mögliche Bestzeit 0:54,052 | Smr.136 Rees,Matthew GBR Ricky Flynn Motorsport theoretisch mögliche Bestzeit 0:54,403 | Smr.128 Øgaard,Sebastian DNK TK Racing theoretisch mögliche Bestzeit 0:54,488 |
|---------|--|---|---|---|--|
| best | Ziel 0:54,127 0:16,494 0:23,237 0:13,850 | Ziel 0:54,720 0:16,753 0:23,653 0:14,314 | Ziel 0:54,422 0:16,798 0:23,215 0:14,039 | Ziel 0:54,403 0:16,676 0:23,522 0:14,205 | Ziel 0:54,615 0:16,583 0:23,613 0:14,292 |
| Runde 1 | 1:04,755 0:19,878 0:27,745 0:17,132 | 1:03,526 0:18,892 0:27,757 0:16,877 | 1:05,259 0:19,221 0:28,795 0:17,243 | 1:05,046 0:19,440 0:28,365 0:17,241 | 1:05,600 0:20,008 0:28,485 0:17,107 |
| Runde 2 | 1:02,447 0:18,598 0:27,558 0:16,291 | 1:02,023 0:18,435 0:27,125 0:16,463 | 1:03,565 0:18,790 0:27,882 0:16,893 | 1:03,428 0:18,570 0:28,001 0:16,857 | 1:04,436 0:19,532 0:27,646 0:17,258 |
| Runde 3 | 1:01,608 0:18,250 0:27,309 0:16,049 | 1:02,038 0:18,456 0:27,397 0:16,185 | 1:02,788 0:19,446 0:27,139 0:16,203 | 1:01,680 0:18,080 0:27,060 0:16,540 | 1:01,917 0:18,749 0:26,746 0:16,422 |
| Runde 4 | 1:01,447 0:18,208 0:27,430 0:15,809 | 1:01,086 0:18,115 0:27,133 0:15,838 | 1:01,117 0:18,357 0:26,919 0:15,841 | 1:00,923 0:17,987 0:26,889 0:16,047 | 1:00,827 0:18,440 0:26,596 0:15,791 |
| Runde 5 | 0:58,958 0:17,803 0:26,193 0:14,962 | 1:00,007 0:18,338 0:26,440 0:15,229 | 0:58,799 0:17,749 0:25,923 0:15,127 | 0:59,686 0:18,221 0:26,032 0:15,433 | 0:58,969 0:18,162 0:25,504 0:15,303 |
| Runde 6 | 0:58,117 0:17,351 0:25,875 0:14,891 | 0:59,526 0:17,887 0:26,169 0:15,470 | 0:57,541 0:17,370 0:25,060 0:15,111 | 0:57,686 0:17,376 0:25,147 0:15,163 | 0:56,975 0:17,484 0:24,600 0:14,891 |
| Runde 7 | 0:55,485 0:16,818 0:24,579 0:14,088 | 0:55,982 0:16,938 0:24,642 0:14,402 | 0:56,061 0:17,012 0:24,511 0:14,538 | 0:56,051 0:17,149 0:24,380 0:14,522 | 0:56,259 0:17,253 0:24,215 0:14,791 |
| Runde 8 | 0:54,172 0:16,594 0:23,728 0:13,850 | 0:55,426 0:16,970 0:24,057 0:14,399 | 0:54,731 0:16,798 0:23,876 0:14,057 | 0:56,065 0:17,399 0:24,281 0:14,385 | 0:55,234 0:16,850 0:24,092 0:14,292 |
| Runde 9 | 0:54,127 0:16,494 0:23,237 0:14,396 | 0:54,720 0:16,753 0:23,653 0:14,314 | 0:54,422 0:17,168 0:23,215 0:14,039 | 0:54,403 0:16,676 0:23,522 0:14,205 | 0:54,615 0:16,583 0:23,613 0:14,419 |


DMSB-Reglir:208/2018

R 2 DJKM (OK-Junior) Heat 1 B < > C

Die schnellsten Zeiten

| Ort | Nr. Fahrername | Streckentl. | Zeit | Ø Speed |
|-----------|-----------------------|-------------|----------|-----------|
| Ziel | 143 Ten Brinke,Thomas | 1107 m | 0:54,127 | 73,6 km/h |
| Sektion 1 | 143 Ten Brinke,Thomas | 329 m | 0:16,494 | 71,8 km/h |
| Sektion 2 | 131 Dörr,Ben | 475 m | 0:23,215 | 73,7 km/h |
| Sektion 3 | 143 Ten Brinke,Thomas | 303 m | 0:13,850 | 78,8 km/h |

| | Smr.171 Griggs,Luca GBR LENNOX RACING TEAM | Smr.140 Scionti,Enzo USA CRG Holland | Smr.105 Bergmeister,Jakob DEU KSM Schumacher Racing Team | Smr.161 Brienza,Joseph USA Ward Racing | Smr.154 Böninghausen,Colin Jamie DEU KSM Schumacher Racing Team |
|---------|--|--|--|--|---|
| | theoretisch mögliche Bestzeit 0:54,771 | theoretisch mögliche Bestzeit 0:55,400 | theoretisch mögliche Bestzeit 0:55,903 | theoretisch mögliche Bestzeit 0:55,761 | theoretisch mögliche Bestzeit 0:54,631 |
| Ziel | Sektion 1 Sektion 2 Sektion 3 | Sektion 1 Sektion 2 Sektion 3 | Sektion 1 Sektion 2 Sektion 3 | Sektion 1 Sektion 2 Sektion 3 | Sektion 1 Sektion 2 Sektion 3 |
| best | 0:54,968 0:16,511 0:23,666 0:14,594 | 0:55,400 0:17,065 0:23,696 0:14,639 | 0:56,071 0:17,071 0:24,060 0:14,772 | 0:56,219 0:16,955 0:23,789 0:15,017 | 0:54,971 0:16,634 0:23,738 0:14,259 |
| Runde 1 | 1:08,374 0:22,489 0:28,640 0:17,245 | 1:06,078 0:20,201 0:28,648 0:17,229 | 1:10,544 0:21,874 0:30,714 0:17,956 | 1:07,483 0:20,829 0:28,686 0:17,968 | 1:11,158 0:22,477 0:30,599 0:18,082 |
| Runde 2 | 1:03,871 0:19,518 0:27,506 0:16,847 | 1:04,104 0:19,020 0:28,044 0:17,040 | 1:03,615 0:18,789 0:27,780 0:17,046 | 1:04,349 0:19,355 0:28,029 0:16,965 | 1:05,575 0:20,033 0:28,598 0:16,944 |
| Runde 3 | 1:02,561 0:18,611 0:27,454 0:16,496 | 1:03,501 0:19,245 0:27,775 0:16,481 | 1:02,685 0:18,826 0:27,243 0:16,616 | 1:03,424 0:19,137 0:27,722 0:16,565 | 1:04,437 0:19,176 0:28,013 0:17,248 |
| Runde 4 | 1:01,263 0:18,517 0:26,716 0:16,030 | 1:01,652 0:18,653 0:26,835 0:16,164 | 1:01,466 0:18,522 0:26,743 0:16,201 | 1:01,112 0:18,406 0:26,528 0:16,178 | 1:02,832 0:18,621 0:27,574 0:16,637 |
| Runde 5 | 0:59,884 0:18,079 0:26,050 0:15,755 | 0:59,830 0:18,291 0:26,029 0:15,510 | 0:59,658 0:18,023 0:25,897 0:15,738 | 1:00,420 0:18,100 0:26,402 0:15,918 | 1:01,055 0:18,717 0:26,544 0:15,794 |
| Runde 6 | 0:58,517 0:17,779 0:25,861 0:14,877 | 0:58,779 0:18,162 0:25,478 0:15,139 | 0:58,900 0:17,620 0:25,777 0:15,503 | 0:58,627 0:17,622 0:25,831 0:15,174 | 0:58,280 0:17,662 0:25,543 0:15,075 |
| Runde 7 | 0:56,663 0:17,289 0:24,417 0:14,957 | 0:57,364 0:17,826 0:24,706 0:14,832 | 0:57,035 0:17,454 0:24,653 0:14,928 | 0:57,292 0:17,319 0:24,956 0:15,017 | 0:58,199 0:18,499 0:24,981 0:14,719 |
| Runde 8 | 0:56,357 0:17,079 0:24,684 0:14,594 | 0:57,488 0:17,622 0:25,226 0:14,640 | 0:56,094 0:17,222 0:24,100 0:14,772 | 0:56,964 0:17,385 0:24,493 0:15,086 | 0:54,971 0:16,974 0:23,738 0:14,259 |
| Runde 9 | 0:54,968 0:16,511 0:23,666 0:14,791 | 0:55,400 0:17,065 0:23,696 0:14,639 | 0:56,071 0:17,071 0:24,060 0:14,940 | 0:56,219 0:16,955 0:23,789 0:15,475 | 0:55,796 0:16,634 0:23,882 0:15,280 |



DEUTSCHE KART-MEISTERSCHAFTEN 2018 27-29 / 07 / 2018


DMSB-Reglir:208/2018

R 2 DJKM (OK-Junior) Heat 1 B < > C

Die schnellsten Zeiten

| Ort | Nr. Fahrername | Streckentl. | Zeit | Ø Speed |
|-----------|-----------------------|-------------|----------|-----------|
| Ziel | 143 Ten Brinke,Thomas | 1107 m | 0:54,127 | 73,6 km/h |
| Sektion 1 | 143 Ten Brinke,Thomas | 329 m | 0:16,494 | 71,8 km/h |
| Sektion 2 | 131 Dörr,Ben | 475 m | 0:23,215 | 73,7 km/h |
| Sektion 3 | 143 Ten Brinke,Thomas | 303 m | 0:13,850 | 78,8 km/h |

| Snr.130 Knopp,Josef CZE TB Racing Team | | Snr.120 Spina,Alfio Andrea ITA CRC Holland | | Snr.151 Stadtschader,Gilles BEL Dreems Racing Team | | Snr.126 Dolischka,Jorden AUT KSB RACING TEAM | | Snr.113 Tohum,Arthur DEU TR Motorsport | |
|--|-------------------------------|--|-------------------------------|--|-------------------------------|--|-------------------------------|--|-------------------------------|
| theoretisch mögliche Bestzeit | theoretisch mögliche Bestzeit | theoretisch mögliche Bestzeit | theoretisch mögliche Bestzeit | theoretisch mögliche Bestzeit | theoretisch mögliche Bestzeit | theoretisch mögliche Bestzeit | theoretisch mögliche Bestzeit | theoretisch mögliche Bestzeit | theoretisch mögliche Bestzeit |
| 0:58,635 | 0:58,270 | 0:56,359 | 0:55,825 | 0:56,695 | 0:55,825 | 0:56,695 | 0:56,595 | 0:58,796 | 0:57,800 |
| 1:06,448 | 1:06,448 | 1:11,051 | 1:09,526 | 1:11,311 | 1:09,526 | 1:11,311 | 1:09,919 | 1:09,115 | 1:09,115 |
| 1:03,779 | 1:03,779 | 1:05,287 | 1:04,890 | 1:05,341 | 1:04,890 | 1:05,341 | 1:05,154 | 1:06,846 | 1:06,846 |
| 1:02,957 | 1:02,957 | 1:04,185 | 1:03,793 | 1:04,433 | 1:03,793 | 1:04,433 | 1:04,268 | 1:06,680 | 1:06,680 |
| 1:01,698 | 1:01,698 | 1:03,051 | 1:02,700 | 1:03,134 | 1:02,700 | 1:03,134 | 1:03,692 | 1:04,670 | 1:04,670 |
| 1:00,531 | 1:00,531 | 1:01,188 | 1:01,734 | 1:01,114 | 1:01,734 | 1:01,114 | 1:01,787 | 1:03,389 | 1:03,389 |
| 0:59,062 | 0:59,062 | 0:59,515 | 0:59,639 | 0:59,602 | 0:59,639 | 0:59,602 | 0:59,643 | 1:01,474 | 1:01,474 |
| 0:59,112 | 0:59,112 | 0:58,144 | 0:57,486 | 0:58,036 | 0:57,486 | 0:58,036 | 0:58,268 | 1:00,057 | 1:00,057 |
| 0:58,635 | 0:58,635 | 0:56,359 | 0:55,859 | 0:56,695 | 0:55,859 | 0:56,695 | 0:56,998 | 0:59,715 | 0:59,715 |
| 0:17,822 | 0:17,822 | 0:17,048 | 0:16,877 | 0:17,302 | 0:16,877 | 0:17,302 | 0:17,998 | 0:17,502 | 0:17,502 |
| 0:25,261 | 0:25,261 | 0:24,484 | 0:24,398 | 0:24,549 | 0:24,398 | 0:24,549 | 0:24,998 | 0:25,191 | 0:25,191 |
| 0:17,186 | 0:17,186 | 0:18,235 | 0:18,169 | 0:18,169 | 0:18,169 | 0:18,169 | 0:17,919 | 0:29,810 | 0:29,810 |
| 0:16,770 | 0:16,770 | 0:17,251 | 0:17,528 | 0:17,528 | 0:17,528 | 0:17,528 | 0:17,154 | 0:29,333 | 0:29,333 |
| 0:16,883 | 0:16,883 | 0:16,836 | 0:16,941 | 0:16,941 | 0:16,941 | 0:16,941 | 0:17,268 | 0:29,273 | 0:29,273 |
| 0:16,277 | 0:16,277 | 0:16,887 | 0:16,801 | 0:16,801 | 0:16,801 | 0:16,801 | 0:16,692 | 0:28,422 | 0:28,422 |
| 0:16,033 | 0:16,033 | 0:15,873 | 0:16,267 | 0:16,267 | 0:16,267 | 0:16,267 | 0:15,787 | 0:28,870 | 0:28,870 |
| 0:16,385 | 0:16,385 | 0:15,627 | 0:15,418 | 0:15,418 | 0:15,418 | 0:15,418 | 0:15,643 | 0:27,330 | 0:27,330 |
| 0:15,330 | 0:15,330 | 0:15,250 | 0:15,071 | 0:15,071 | 0:15,071 | 0:15,071 | 0:15,268 | 0:26,550 | 0:26,550 |
| 0:15,574 | 0:15,574 | 0:14,937 | 0:14,660 | 0:14,660 | 0:14,660 | 0:14,660 | 0:14,970 | 0:26,559 | 0:26,559 |
| 0:15,552 | 0:15,552 | 0:14,827 | 0:14,910 | 0:14,910 | 0:14,910 | 0:14,910 | 0:14,998 | 0:15,107 | 0:15,107 |




DMSB-Reglir:208/2018

R 2 DJKM (OK-Junior) Heat 1 B < > C

Die schnellsten Zeiten

| Ort | Nr. Fahrername | Zeit | Streckenl. | ø Speed |
|-----------|------------------------|----------|------------|-----------|
| Ziel | 143 Ten Brinke, Thomas | 0:54,127 | 1107 m | 73,6 km/h |
| Sektion 1 | 143 Ten Brinke, Thomas | 0:16,494 | 329 m | 71,8 km/h |
| Sektion 2 | 131 Dörr, Ben | 0:23,215 | 475 m | 73,7 km/h |
| Sektion 3 | 143 Ten Brinke, Thomas | 0:13,850 | 303 m | 78,8 km/h |

| | Smr.169 Revesz,Levente HUN LENNOX RACING TEAM theoretisch mögliche Bestzeit 0:59,306 Ziel Sektion 1 Sektion 2 Sektion 3 | Smr.112 Lagrotteria,Antonio CHE Innovate Competition theoretisch mögliche Bestzeit 1:03,752 Ziel Sektion 1 Sektion 2 Sektion 3 | Smr.125 Karlsson,William SWE JP Racing theoretisch mögliche Bestzeit 1:09,308 Ziel Sektion 1 Sektion 2 Sektion 3 | Smr.107 Hamtke,Nico DEU 3G Racing theoretisch mögliche Bestzeit 0:23,496 Ziel Sektion 1 Sektion 2 Sektion 3 | Smr.138 Askey,Kai GBR Ricky Flynn Motorsport theoretisch mögliche Bestzeit 0:00,000 Ziel Sektion 1 Sektion 2 Sektion 3 |
|---------|---|--|--|---|--|
| best | 0:59,771 0:18,097 0:26,067 0:15,142 | 1:04,305 0:18,778 0:28,127 0:16,847 | 1:09,308 0:21,051 0:30,361 0:17,896 | 0:23,496 | |
| Runde 1 | 1:11,533 0:21,851 0:31,654 0:18,028 | 1:10,274 0:22,359 0:30,023 0:17,892 | 1:09,308 0:21,051 0:30,361 0:17,896 | | |
| Runde 2 | 1:07,588 0:20,433 0:29,560 0:17,595 | 1:05,250 0:19,025 0:28,646 0:17,579 | | | |
| Runde 3 | 1:07,541 0:20,830 0:29,654 0:17,057 | 1:04,648 0:19,082 0:28,719 0:16,847 | | | |
| Runde 4 | 1:05,302 0:20,481 0:28,155 0:16,666 | 1:04,305 0:18,778 0:28,127 0:17,400 | | | |
| Runde 5 | 1:05,499 0:20,388 0:28,370 0:16,741 | | | | |
| Runde 6 | 1:03,542 0:18,949 0:28,641 0:15,952 | | | | |
| Runde 7 | 1:02,239 0:18,680 0:28,417 0:15,142 | | | | |
| Runde 8 | 0:59,771 0:18,097 0:26,067 0:15,607 | | | | |
| Runde 9 | | | | | |



DEUTSCHE KART-MEISTERSCHAFTEN 2018 27-29 / 07 / 2018

DMSB-Reglir: 206 / 2018

R 2 DJKM (OK-Junior) Heat 1 B < > C

Die schnellsten Zeiten

| Ort | Nr. Fahrername | Zeit | Streckenl. | ø Speed |
|-----------|------------------------|----------|------------|-----------|
| Ziel | 143 Ten Brinke, Thomas | 0:54,127 | 1107 m | 73,6 km/h |
| Sektion 1 | 143 Ten Brinke, Thomas | 0:16,494 | 329 m | 71,8 km/h |
| Sektion 2 | 131 Dörr, Ben | 0:23,215 | 475 m | 73,7 km/h |
| Sektion 3 | 143 Ten Brinke, Thomas | 0:13,850 | 303 m | 78,8 km/h |

| best | Stmr.141 Han,Chenyu CHN TB Racing Team theoretisch mögliche Bestzeit 0:00,000 Ziel Sektion 1 Sektion 2 Sektion 3 | Stmr.110 Rosam,Max DEU TR Motorsport theoretisch mögliche Bestzeit 0:43,383 Ziel Sektion 1 Sektion 2 Sektion 3 0:43,383 | Stmr.127 Primm,Simon Connor DEU Team NKS theoretisch mögliche Bestzeit 0:00,000 Ziel Sektion 1 Sektion 2 Sektion 3 | Stmr.134 Eichenberger,Gaia CHE Vallier Motorsport theoretisch mögliche Bestzeit 0:00,000 Ziel Sektion 1 Sektion 2 Sektion 3 | Stmr.108 Weimann,Julie DEU Solgat Motorsport theoretisch mögliche Bestzeit 0:51,038 Ziel Sektion 1 Sektion 2 Sektion 3 0:21,085 0:29,953 |
|---------|--|--|--|---|---|
| Runde 1 | | 0:43,383 | | | 0:21,085 0:29,953 |
| Runde 2 | | | | | 0:21,085 0:29,953 |

DMSB DKM

Round 4: Kerpen / DEU

DEUTSCHE KART-MEISTERSCHAFTEN 2018 27-29 / 07 / 2018

ERHLENDRING
Kerpen-Markheim

DMSB-RegNr:206/2018

Groups DJKM (OK-Junior)

Group A

| Pos. | Srnr No. | Fahrer Driver | Nation | Bewerber Sponsor | Nation |
|------|-------------|-------------------------|--------|----------------------------|--------|
| 1 | 139 | O'sullivan, Zak | GBR | Ricky Flynn Motorsport | GBR |
| 4 | 145 | Van Hoepen, Laurens | NLD | TONY KART RACING TEAM | ITA |
| 7 | 109 | Mesch, Joel | DEU | KSM Schumacher Racing Team | DEU |
| 10 | 133 | Voncken, Luca | DEU | DS Kartsport | DEU |
| 13 | 175 | Koelschbach, Carl Louis | DEU | Achim Koelschbach | DEU |
| 16 | 111 | Naude, Toni Kayla | CHE | Innovate Competition | CHE |
| 19 | 174 | Rauer, Fabio | DEU | KSM Schumacher Racing Team | DEU |
| 22 | 182 | Gregor, Daniel | DEU | LRT Lamari Racing Team | DEU |
| 25 | 135 | Degnbol, Noah | DNK | RS Competition | DNK |
| 28 | 114 | Ried, Jonas | DEU | Solgat Motorsport | DEU |
| 31 | 115 | Litvinenko, Egor | DEU | FS-RL Competition | DEU |
| 34 | 176 | Kramer, Pablo | DEU | FS-RL Competition | DEU |
| 37 | 183 | Sutens, Jarno | BEL | Flandria Kart | BEL |
| 40 | 122 | Ringdahl, Neo | SWE | JP Racing | SWE |
| 43 | 185 | Bergman, Calle | SWE | Ward Racing | SWE |

Group B

| Pos. | Srnr No. | Fahrer Driver | Nation | Bewerber Sponsor | Nation |
|------|-------------|---------------------------|--------|----------------------------|--------|
| 2 | 124 | Heigaard, Mikkel | DNK | KSB RACING TEAM | AUT |
| 5 | 143 | Ten Brinke, Thomas | NLD | Ricky Flynn Motorsport | GBR |
| 8 | 138 | Askey, Kai | GBR | Ricky Flynn Motorsport | GBR |
| 11 | 105 | Bergmeister, Jakob | DEU | KSM Schumacher Racing Team | DEU |
| 14 | 110 | Rosam, Max | DEU | TR Motorsport | DEU |
| 17 | 128 | Øgaard, Sebastian | DNK | TK Racing | DNK |
| 20 | 161 | Brienza, Joseph | USA | Ward Racing | SWE |
| 23 | 130 | Knapp, Josef | CZE | TB Racing Team | DEU |
| 26 | 120 | Spina, Alfio Andrea | ITA | CRG Holland | NLD |
| 29 | 154 | Bainighausen, Colin Jamie | DEU | KSM Schumacher Racing Team | DEU |
| 32 | 134 | Eichenberger, Gaia | CHE | Vallier Motorsport | DEU |
| 35 | 108 | Weimann, Jule | DEU | Solgat Motorsport | DEU |
| 38 | 169 | Revesz, Levente | HUN | LENNOX RACING TEAM | ITA |
| 41 | 184 | Bösing, Maximilian | DEU | Millennium Racing Team | DEU |
| 44 | 113 | Tohum, Arthur | DEU | TR Motorsport | DEU |

Group C

| Pos. | Srnr No. | Fahrer Driver | Nation | Bewerber Sponsor | Nation |
|------|-------------|----------------------|--------|------------------------|--------|
| 3 | 107 | Hantke, Nico | DEU | 3G Racing | DEU |
| 6 | 131 | Dörr, Ben | DEU | TB Racing Team | DEU |
| 9 | 136 | Rees, Matthew | GBR | Ricky Flynn Motorsport | GBR |
| 12 | 141 | Han, Chenyu | CHN | TB Racing Team | DEU |
| 15 | 140 | Sciomir, Enzo | USA | CRG Holland | NLD |
| 18 | 186 | Pizzi, Francesco | ITA | LENNOX RACING TEAM | ITA |
| 21 | 129 | Ploeg, Bart | NLD | Zanardi Racing Team | NLD |
| 24 | 121 | Bröer, Chertine | DEU | ADAC Weser-Ems e.V. | DEU |
| 27 | 171 | Griggs, Luca | GBR | LENNOX RACING TEAM | ITA |
| 30 | 127 | Primm, Simon Connor | DEU | Team NKS | DEU |
| 33 | 126 | Dolischka, Jordan | AUT | KSB RACING TEAM | AUT |
| 36 | 112 | Lagrotteria, Antonio | CHE | Innovate Competition | CHE |
| 39 | 151 | Stadsbader, Gilles | BEL | Doems Racing Team | BEL |
| 42 | 125 | Karlsson, William | SWE | JP Racing | SWE |

Renntleitung: Volker Eikekircher Racedirektor: Thomas Laine
 Sportkommissare: Thomas Ferraro / Ulrich Bell / Peter Brings / Tobias Ananr
 Techn. Kommissare: H.-J. Dangers / A. Sengpiel / M. Grasshoff / C. Schmidt / D. Pietzke
 Zeitnahme: KART-DATA timing service Franz Schieszler / Martin Summere



| | | | | | |
|----|-----|--|----|-----|---|
| 15 | 185 | Ward Racing Bergman Calle Startposition 29 | 15 | 113 | TR Motorsport Tohum Arthur Startposition 30 |
| 14 | 122 | JP Racing Ringdahl Neo Startposition 27 | 14 | 184 | Millennium Racing Team Bösing Maximilian Startposition 28 |
| 13 | 183 | Flandria Kart Sutens Jarno Startposition 25 | 13 | 169 | LENNOX RACING TEAM Revesz Levente Startposition 26 |
| 12 | 176 | FS-RL Competition Kramer Pablo Startposition 23 | 12 | 108 | Solgat Motorsport Weimann Jule Startposition 24 |
| 11 | 115 | FS-RL Competition Litvinenko Egor Startposition 21 | 11 | 134 | Valier Motorsport Eichenberger Gaia Startposition 22 |
| 10 | 114 | Solgat Motorsport Ried Jonas Startposition 19 | 10 | 154 | KSM Schumacher Racing Team Bönighausen Colin Jamie Startposition 20 |
| 9 | 135 | RS Competition Degnbol Noah Startposition 17 | 9 | 120 | CRG Holland Spina Alfio Andrea Startposition 18 |
| 8 | 182 | LRT Lanari Racing Team Gregor Daniel Startposition 15 | 8 | 130 | TB Racing Team Knopp Josef Startposition 16 |
| 7 | 174 | KSM Schumacher Racing Team Rauer Fabio Startposition 13 | 7 | 161 | Ward Racing Brienza Joseph Startposition 14 |
| 6 | 111 | Innovate Competition Naude Toni Kayla Startposition 11 | 6 | 128 | TK Racing Øgaard Sebastian Startposition 12 |
| 5 | 175 | Achim Koelschbach Koelschbach Carl Louis Startposition 9 | 5 | 110 | TR Motorsport Rosam Max Startposition 10 |
| 4 | 133 | DS Kartsport Voncken Luca Startposition 7 | 4 | 105 | KSM Schumacher Racing Team Bergmeister Jakob Startposition 8 |
| 3 | 109 | KSM Schumacher Racing Team Mesch Joel Startposition 5 | 3 | 138 | Ricky Flynn Motorsport Askey Kai Startposition 6 |
| 2 | 145 | TONY KART RACING TEAM Van Hoepen Laurens Startposition 3 | 2 | 143 | Ricky Flynn Motorsport Ten Brinke Thomas Startposition 4 |
| 1 | 139 | Ricky Flynn Motorsport O'sullivan Zak Startposition 1 | 1 | 124 | KSB RACING TEAM Højgaard Mikkel Startposition 2 |


Starting Grid Group A - B DJKM (OK-Junior)
Rennen 11




| | | | | | |
|----|-----|--|----|-----|---|
| 15 | 185 | Ward Racing Bergman Calle Startposition 29 | 14 | 125 | JP Racing Karlsson William Startposition 28 |
| 14 | 122 | JP Racing Ringdahl Neo Startposition 27 | 13 | 151 | Daems Racing Team Stadsbader Gilles Startposition 26 |
| 13 | 183 | Flandria Kart Sutens Jarno Startposition 25 | 12 | 112 | Innovate Competition Lagrotteria Antonio Startposition 24 |
| 12 | 176 | FS-RL Competition Kramer Pablo Startposition 23 | 11 | 126 | KSB RACING TEAM Dolischka Jorden Startposition 22 |
| 11 | 115 | FS-RL Competition Litvinenko Egor Startposition 21 | 10 | 127 | Team NKS Primm Simon Connor Startposition 20 |
| 10 | 114 | Solgat Motorsport Ried Jonas Startposition 19 | 9 | 171 | LENNOX RACING TEAM Griggs Luca Startposition 18 |
| 9 | 135 | RS Competition Degnbol Noah Startposition 17 | 8 | 121 | ADAC Weser-Ems e.V. Bröer Cherine Startposition 16 |
| 8 | 182 | LRT Lanari Racing Team Gregor Daniel Startposition 15 | 7 | 129 | Zanardi Racing Team Ploeg Bart Startposition 14 |
| 7 | 174 | KSM Schumacher Racing Team Rauer Fabio Startposition 13 | 6 | 186 | LENNOX RACING TEAM Pizzi Francesco Startposition 12 |
| 6 | 111 | Innovate Competition Naude Toni Kayla Startposition 11 | 5 | 140 | CRG Holland Scianti Enzo Startposition 10 |
| 5 | 175 | Achim Koelschbach Koelschbach Carl Louis Startposition 9 | 4 | 141 | TB Racing Team Han Chenyu Startposition 8 |
| 4 | 133 | DS Kartsport Voncken Luca Startposition 7 | 3 | 136 | Ricky Flynn Motorsport Rees Matthew Startposition 6 |
| 3 | 109 | KSM Schumacher Racing Team Mesch Joel Startposition 5 | 2 | 131 | TB Racing Team Dörr Ben Startposition 4 |
| 2 | 145 | TONY KART RACING TEAM Van Hoepen Laurens Startposition 3 | 1 | 107 | 3G Racing Hantke Nico Startposition 2 |
| 1 | 139 | Ricky Flynn Motorsport O'sullivan Zak Startposition 1 | | | |


Starting Grid Group A - C DJKM (OK-Junior)
Rennen 6



| | | | |
|----|---|----|---|
| 15 | TR Motorsport 113 Tohum Arthur Startposition 29 | 14 | JP Racing 125 Karlsson William Startposition 28 |
| 14 | Millennium Racing Team 184 Bösing Maximilian Startposition 27 | 13 | Daems Racing Team 151 Stadsbader Gilles Startposition 26 |
| 13 | LENNOX RACING TEAM 169 Revesz Levente Startposition 25 | 12 | Innovate Competition 112 Lagrotteria Antonio Startposition 24 |
| 12 | Solgat Motorsport 108 Weimann Jule Startposition 23 | 11 | KSB RACING TEAM 126 Dolischka Jorden Startposition 22 |
| 11 | Valier Motorsport 134 Eichenberger Gaia Startposition 21 | 10 | Team NKS 127 Primm Simon Connor Startposition 20 |
| 10 | KSM Schumacher Racing Team 154 Bönighausen Colin Jamie Startposition 19 | 9 | LENNOX RACING TEAM 171 Griggs Luca Startposition 18 |
| 9 | CRG Holland 120 Spina Alfio Andrea Startposition 17 | 8 | ADAC Weser-Ems e.V. 121 Bröer Cherine Startposition 16 |
| 8 | TB Racing Team 130 Knopp Josef Startposition 15 | 7 | Zanardi Racing Team 129 Ploeg Bart Startposition 14 |
| 7 | Ward Racing 161 Brienza Joseph Startposition 13 | 6 | LENNOX RACING TEAM 186 Pizzi Francesco Startposition 12 |
| 6 | TK Racing 128 Øgaard Sebastian Startposition 11 | 5 | CRG Holland 140 Scionti Enzo Startposition 10 |
| 5 | TR Motorsport 110 Rosam Max Startposition 9 | 4 | TB Racing Team 141 Han Chenyu Startposition 8 |
| 4 | KSM Schumacher Racing Team 105 Bergmeister Jakob Startposition 7 | 3 | Ricky Flynn Motorsport 136 Rees Matthew Startposition 6 |
| 3 | Ricky Flynn Motorsport 138 Askey Kai Startposition 5 | 2 | TB Racing Team 131 Dörr Ben Startposition 4 |
| 2 | Ricky Flynn Motorsport 143 Ten Brinke Thomas Startposition 3 | 1 | 3G Racing 107 Hantke Nico Startposition 2 |
| 1 | KSB RACING TEAM 124 Højgaard Mikkel Startposition 1 | | |


Starting Grid Group B - C DKM (OK-Junior)
Rennen 2

Strecke / track: 1107m
 started: 44 classified: 44 not classified: 0

Doc. 15

| Pos | Str. Nr. | Fahrer Driver | Nation | Bewerber/Sponsor | Nation | Lizenz/B-Lizenz | Chassis/Motor/Reifen | Rn. Laps | schnellste Zeit fastest Lap | Abstand Gap | Lauf Heat | Rn. Lp | Zeit Time |
|-----|----------|--------------------------|--------|----------------------------|--------|-----------------------------|--------------------------------|----------|-----------------------------|-------------|-----------|--------|-----------|
| 1 | 139 | O'sullivan, Zak | GBR | Ricky Flynn Motorsport | GBR | 274547 162392 | FA Kart / Vortex / Vega | 6 | 0:43,552 | | 2 | 6 | 0:43,552 |
| 2 | 124 | Hojsgaard, Mikkel | DNK | KSB RACING TEAM | AUT | 53445 BK 002 | Kosmic / Vortex / Vega | 6 | 0:43,611 | 0:00,059 | 1 | 6 | 0:43,611 |
| 3 | 107 | Hantke, Nico | DEU | 3G Racing | DEU | IKCJ 1145936 KBF 1164077 | Tony Kart / Parilla / Vega | 7 | 0:43,734 | 0:00,123 | 1 | 7 | 0:43,734 |
| 4 | 145 | Van Hoepen, Laurens | NLD | TONY KART RACING TEAM | ITA | 39403 296168 | TONY KART / VORTEX / Vega | 7 | 0:43,737 | 0:00,003 | 2 | 7 | 0:43,737 |
| 5 | 143 | Ten Brinke, Thomas | NLD | Ricky Flynn Motorsport | GBR | 40662 162392 | FA Kart / Vortex / Vega | 6 | 0:43,765 | 0:00,028 | 1 | 6 | 0:43,765 |
| 6 | 131 | Dörr, Ben | DEU | TB Racing Team | DEU | IKCJ 1162845 KBF 1116906 | Kart Republic / Parilla / Vega | 6 | 0:43,780 | 0:00,015 | 1 | 6 | 0:43,780 |
| 7 | 109 | Mesch, Joel | DEU | KSM Schumacher Racing Team | DEU | IKCJ 1179312 KBF 1067587 | Tony Kart / Vortex / Vega | 7 | 0:43,793 | 0:00,013 | 2 | 7 | 0:43,793 |
| 8 | 138 | Askey, Kai | GBR | Ricky Flynn Motorsport | GBR | 296774 162392 | FA Kart / Vortex / Vega | 7 | 0:43,885 | 0:00,092 | 1 | 7 | 0:43,885 |
| 9 | 136 | Rees, Matthew | GBR | Ricky Flynn Motorsport | GBR | 252931 162392 | FA Kart / Vortex / Vega | 7 | 0:43,907 | 0:00,022 | 2 | 7 | 0:43,907 |
| 10 | 133 | Voncken, Luca | DEU | DS Kartsport | DEU | IKCJ 1153982 KBF 1154357 | Mach1 / TM / Vega | 7 | 0:43,914 | 0:00,007 | 1 | 7 | 0:43,914 |
| 11 | 105 | Bergmeister, Jakob | DEU | KSM Schumacher Racing Team | DEU | IKCJ 1156048 KBF 1067587 | Tony Kart / Vortex / Vega | 6 | 0:43,916 | 0:00,002 | 1 | 6 | 0:43,916 |
| 12 | 141 | Han, Chenyu | CHN | TB Racing Team | DEU | 18 KC 1026 KBF 1116906 | Kart Republic / Parilla / Vega | 9 | 0:43,919 | 0:00,003 | 2 | 9 | 0:43,919 |
| 13 | 175 | Koelschbach, Carl Louis | DEU | Achim Koelschbach | DEU | IKC 1172727 BEK 1194935 | Sodi / IAME / Vega | 5 | 0:43,942 | 0:00,023 | 2 | 5 | 0:43,942 |
| 14 | 110 | Rosam, Max | DEU | TR Motorsport | DEU | IKCJ 1162238 KBF 1800519 | Jesolo / TM / Vega | 8 | 0:43,972 | 0:00,030 | 1 | 8 | 0:43,972 |
| 15 | 140 | Scionti, Enzo | USA | CRG Holland | NLD | K1845-SK-18 JR-c 15521 | CRG / TM / Vega | 7 | 0:43,985 | 0:00,013 | 1 | 7 | 0:43,985 |
| 16 | 111 | Naude, Toni Kayla | CHE | Innovate Competition | CHE | 500287 500033 | Exprit / TM / Vega | 6 | 0:44,031 | 0:00,046 | 2 | 6 | 0:44,031 |
| 17 | 128 | Øgaard, Sebastian | DNK | TK Racing | DNK | 55995 52208 | FA Kart / TM / Vega | 7 | 0:44,033 | 0:00,002 | 1 | 7 | 0:44,033 |
| 18 | 186 | Pizzi, Francesco | ITA | LENNOX RACING TEAM | ITA | 353078 156004 | EXPRIT / VORTEX / Vega | 7 | 0:44,061 | 0:00,028 | 1 | 7 | 0:44,061 |
| 19 | 174 | Rauer, Fabio | DEU | KSM Schumacher Racing Team | DEU | IKCJ 1164921 KBF 1067587 | TonyKart / Vortex / Vega | 7 | 0:44,082 | 0:00,021 | 1 | 7 | 0:44,082 |
| 20 | 161 | Brienza, Joseph | USA | Ward Racing | SWE | K1852-SK-18 JR-c 102 | Tonykart / Vortex / Vega | 6 | 0:44,091 | 0:00,009 | 2 | 6 | 0:44,091 |
| 21 | 129 | Ploeg, Bart | NLD | Zanardi Racing Team | NLD | 40401 28613 | CRG / Parilla / Vega | 7 | 0:44,115 | 0:00,024 | 2 | 7 | 0:44,115 |
| 22 | 182 | Gregor, Daniel | DEU | LRT Lanari Racing Team | DEU | IKCJ 1168157 KBF 1159049 | Kart Republic / IAME / Vega | 6 | 0:44,128 | 0:00,013 | 1 | 6 | 0:44,128 |
| 23 | 130 | Knopp, Josef | CZE | TB Racing Team | DEU | 1017 KBF 1116906 | Kart Republic / Parilla / Vega | 7 | 0:44,148 | 0:00,020 | 1 | 7 | 0:44,148 |
| 24 | 121 | Bröer, Cherine | DEU | ADAC Weser-Ems e.V. | DEU | IKCJ 1155880 BIC 1065028 | CRG / TM / Vega | 8 | 0:44,162 | 0:00,014 | 2 | 8 | 0:44,162 |
| 25 | 135 | Degnbol, Noah | DNK | RS Competition | DNK | 65659 36053 | Tony Kart / Vortex / Vega | 7 | 0:44,174 | 0:00,012 | 2 | 7 | 0:44,174 |
| 26 | 120 | Spina, Alfio Andrea | ITA | CRG Holland | NLD | 366688 15521 | CRG / TM / Vega | 7 | 0:44,179 | 0:00,005 | 1 | 7 | 0:44,179 |
| 27 | 171 | Griggs, Luca | GBR | LENNOX RACING TEAM | ITA | 298409 322955 | Exprit / Vortex / Vega | 6 | 0:44,187 | 0:00,008 | 2 | 6 | 0:44,187 |
| 28 | 114 | Ried, Jonas | DEU | Solgat Motorsport | DEU | IKCJ 1167350 KBF 1079882 | Ricciardo / TM / Vega | 8 | 0:44,191 | 0:00,004 | 2 | 8 | 0:44,191 |
| 29 | 154 | Bönighausen, Colin Jamie | DEU | KSM Schumacher Racing Team | DEU | IKCJ 1179397 KBF 1067587 | Tony Kart / Vortex / Vega | 9 | 0:44,225 | 0:00,034 | 2 | 9 | 0:44,225 |
| 30 | 127 | Primm, Simon Connor | DEU | Team NKS | DEU | IKCJ 1171081 KBF 1050071 | DR / TM / Vega | 6 | 0:44,280 | 0:00,055 | 2 | 6 | 0:44,280 |
| 31 | 115 | Litvinenko, Egor | DEU | FS-RL Competition | DEU | IKCJ 1181442 KBF 1132168 | CRG / TM / Vega | 9 | 0:44,290 | 0:00,010 | 2 | 9 | 0:44,290 |
| 32 | 134 | Eichenberger, Gaia | CHE | Valier Motorsport | DEU | K18045 KBF 1063735 | SODI / IAME / Vega | 7 | 0:44,303 | 0:00,013 | 1 | 7 | 0:44,303 |
| 33 | 126 | Dolischka, Jordan | AUT | KSB RACING TEAM | AUT | JK 2107 BK 002 | Kosmic / Vortex / Vega | 6 | 0:44,326 | 0:00,023 | 1 | 6 | 0:44,326 |
| 34 | 176 | Kramer, Pablo | DEU | FS-RL Competition | DEU | IKJ 1151450 KBF 1132168 | CRG / TM / Vega | 9 | 0:44,335 | 0:00,009 | 2 | 9 | 0:44,335 |
| 35 | 108 | Weimann, Jule | DEU | Solgat Motorsport | DEU | IKCJ 1159312 KBF1079882 | Birel / TM / Vega | 7 | 0:44,392 | 0:00,057 | 1 | 7 | 0:44,392 |
| 36 | 112 | Lagrotteria, Antonio | CHE | Innovate Competition | CHE | 500238 500033 | Exprit / TM / Vega | 6 | 0:44,536 | 0:00,144 | 1 | 6 | 0:44,536 |
| 37 | 183 | Sutens, Jarno | BEL | Flandria Kart | BEL | 913125 910131 | RK / IAME / Vega | 6 | 0:44,653 | 0:00,117 | 2 | 6 | 0:44,653 |
| 38 | 169 | Revesz, Levente | HUN | LENNOX RACING TEAM | ITA | 5746 322955 | EXPRIX / Vortex / Vega | 6 | 0:44,722 | 0:00,069 | 1 | 6 | 0:44,722 |
| 39 | 151 | Stadsbader, Gilles | BEL | Daems Racing Team | BEL | 910062 910430 | TonyKart / Vortex / Vega | 6 | 0:44,820 | 0:00,098 | 1 | 6 | 0:44,820 |
| 40 | 122 | Ringdahl, Neo | SWE | JP Racing | SWE | 200603285693 105 | Exprit / Vortex / Vega | 9 | 0:44,878 | 0:00,058 | 2 | 9 | 0:44,878 |
| 41 | 184 | Bösing, Maximilian | DEU | Millennium Racing Team | DEU | IKCJ 1168337 KBF 1095578 | Tony Kart / TM / Vega | 6 | 0:44,962 | 0:00,084 | 2 | 6 | 0:44,962 |

Ranking Qualifying Practice DJKM (OK-Junior)

Strecke / track: 1107m

started: 44 classified: 44 not classified: 0

Doc. 15

| Pos | Str. Nr. | Fahrer Driver | Nation | Bewerber/Sponsor | Nation | Linzenz/B-Lizenz | Chassis/Motor/Reifen | Rn. Laps | schnellste Zeit fastest Lap | Abstand Gap | Lauf Heat | Rn. Lp | Zeit Time |
|-----|----------|-------------------|--------|------------------|--------|-----------------------------|--------------------------|----------|-----------------------------|-------------|-----------|--------|-----------|
| 42 | 125 | Karlsson, William | SWE | JP Racing | SWE | 200510185879 105 | Exprit / TM / Vega | 7 | 0:45,313 | 0:00,351 | 2 | 7 | 0:45,313 |
| 43 | 185 | Bergman, Calle | SWE | Ward Racing | SWE | 200509023073 102 | Tonykart / Vortex / Vega | 8 | 0:45,674 | 0:00,361 | 2 | 8 | 0:45,674 |
| 44 | 113 | Tohum, Arthur | DEU | TR Motorsport | DEU | IKCJ 1160352 KFB 1080519 | Jesolo / TM / Vega | 0 | - | - | - | - | - |

Rennleitung: Volker Ehekircher Racedirektor: Thomas Lainer

Sportkommissare: Thomas Ferrero / Ulrich Bell / Peter Brings / Tobias Amann

Techn. Kommissare: H.-J. Dangers / A.Sengpiel / M. Grasshoff / C. Schmidt / D.Pietzko

Zeitnahme: KART-DATA timing service Franz Schieszler / Martin Summerer

DMSB-RegNr: 206/2018

Qualifying practice DJKM (OK-Junior) Group 2

Strecke / track: 1107m

started: 22 classified: 22 not classified: 0

Doc. 14

| Pos | Str. Nr. | Fahrer Driver | Nation | Bewerber/Sponsor | Nation | Lizenz/B-Lizenz | Chassis/Motor/Reifen | Runden Laps | Gesamtzeit Differenz | Abstand Gap | beste Runde best Lap | in N. in L. | o Geschw. o Speed |
|-----|----------|--------------------------|--------|----------------------------|--------|-----------------------------|--------------------------------|-------------|----------------------|-------------|----------------------|-------------|-------------------|
| 1 | 139 | O'Sullivan, Zak | GBR | Ricky Flynn Motorsport | GBR | 274547 162392 | FA Kart / Vortex / Vega | 6 | | | 0:43,552 | 6 | 91,5 km/h |
| 2 | 145 | Van Hoepen, Laurens | NLD | TONY KART RACING TEAM | ITA | 39403 296168 | TONY KART / VORTEX / Vega | 7 | 0:00,185 | 0:00,185 | 0:43,737 | 5 | 91,1 km/h |
| 3 | 109 | Mesch, Joel | DEU | KSM Schumacher Racing Team | DEU | IKCJ 1179312 KBF 1067587 | Tony Kart / Vortex / Vega | 7 | 0:00,241 | 0:00,056 | 0:43,793 | 6 | 91,0 km/h |
| 4 | 136 | Rees, Matthew | GBR | Ricky Flynn Motorsport | GBR | 252931 162392 | FA Kart / Vortex / Vega | 7 | 0:00,355 | 0:00,114 | 0:43,907 | 7 | 90,8 km/h |
| 5 | 141 | Han, Chenyu | CHN | TB Racing Team | DEU | 18 KC 1026 KBF 1116906 | Kart Republic / Parilla / Vega | 9 | 0:00,367 | 0:00,012 | 0:43,919 | 8 | 90,7 km/h |
| 6 | 175 | Koelschbach, Carl Louis | DEU | Achim Koelschbach | DEU | IKC 1172727 BEK 1194935 | Sodi / IAME / Vega | 5 | 0:00,390 | 0:00,023 | 0:43,942 | 4 | 90,7 km/h |
| 7 | 111 | Naude, Toni Kayla | CHE | Innovate Competition | CHE | 500287 500033 | Exprit / TM / Vega | 6 | 0:00,479 | 0:00,089 | 0:44,031 | 5 | 90,5 km/h |
| 8 | 161 | Brienza, Joseph | USA | Ward Racing | SWE | K1852-SK-18 JR-C 102 | Tonykart / Vortex / Vega | 6 | 0:00,539 | 0:00,060 | 0:44,091 | 6 | 90,4 km/h |
| 9 | 129 | Ploeg, Bart | NLD | Zanardi Racing Team | NLD | 40401 28613 | CRG / Parilla / Vega | 7 | 0:00,563 | 0:00,024 | 0:44,115 | 5 | 90,3 km/h |
| 10 | 121 | Bröer, Cherine | DEU | ADAC Weser-Ems e.V. | DEU | IKCJ 1155880 BIC 1065028 | CRG / TM / Vega | 8 | 0:00,610 | 0:00,047 | 0:44,162 | 6 | 90,2 km/h |
| 11 | 135 | Degnbol, Noah | DNK | RS Competition | DNK | 65659 36053 | Tony Kart / Vortex / Vega | 7 | 0:00,622 | 0:00,012 | 0:44,174 | 5 | 90,2 km/h |
| 12 | 171 | Griggs, Luca | GBR | LENNOX RACING TEAM | ITA | 298409 322955 | Exprit / Vortex / Vega | 6 | 0:00,635 | 0:00,013 | 0:44,187 | 4 | 90,2 km/h |
| 13 | 114 | Ried, Jonas | DEU | Salgat Motorsport | DEU | IKCJ 1167350 KBF 1079882 | Ricciardo / TM / Vega | 8 | 0:00,639 | 0:00,004 | 0:44,191 | 4 | 90,2 km/h |
| 14 | 154 | Bönighausen, Colin Jamie | DEU | KSM Schumacher Racing Team | DEU | IKCJ 1179397 KBF 1067587 | Tony Kart / Vortex / Vega | 9 | 0:00,673 | 0:00,034 | 0:44,225 | 8 | 90,1 km/h |
| 15 | 127 | Primm, Simon Connor | DEU | Team NKS | DEU | IKCJ 1171081 KBF 1050071 | DR / TM / Vega | 6 | 0:00,728 | 0:00,055 | 0:44,280 | 3 | 90,0 km/h |
| 16 | 115 | Litvinenko, Egor | DEU | FS-RL Competition | DEU | IKCJ 1181442 KBF 1132168 | CRG / TM / Vega | 9 | 0:00,738 | 0:00,010 | 0:44,290 | 8 | 90,0 km/h |
| 17 | 176 | Kramer, Pablo | DEU | FS-RL Competition | DEU | IKJ 1151450 KBF 1132168 | CRG / TM / Vega | 9 | 0:00,783 | 0:00,045 | 0:44,335 | 6 | 89,9 km/h |
| 18 | 183 | Sutens, Jarno | BEL | Flandria Kart | BEL | 913125 910131 | RK / IAME / Vega | 6 | 0:01,101 | 0:00,318 | 0:44,653 | 4 | 89,2 km/h |
| 19 | 122 | Ringdahl, Neo | SWE | JP Racing | SWE | 200603285693 105 | Exprit / Vortex / Vega | 9 | 0:01,326 | 0:00,225 | 0:44,878 | 3 | 88,8 km/h |
| 20 | 184 | Bösing, Maximilian | DEU | Millennium Racing Team | DEU | IKCJ 1168337 KBF 1095578 | Tony Kart / TM / Vega | 6 | 0:01,410 | 0:00,084 | 0:44,962 | 4 | 88,6 km/h |
| 21 | 125 | Karlsson, William | SWE | JP Racing | SWE | 200510185879 105 | Exprit / TM / Vega | 7 | 0:01,761 | 0:00,351 | 0:45,313 | 3 | 87,9 km/h |
| 22 | 185 | Bergman, Calle | SWE | Ward Racing | SWE | 200509023073 102 | Tonykart / Vortex / Vega | 8 | 0:02,122 | 0:00,361 | 0:45,674 | 7 | 87,3 km/h |

Rennleitung: Volker Ehekircher Racedirektor: Thomas Lainer

Sportkommissare: Thomas Ferrero / Ulrich Bell / Peter Brings / Tobias Amann

Techn. Kommissare: H.-J. Dangers / A.Sengpiel / M. Grasshoff / C. Schmidt / D.Pietzko

Zeitnahme: KART-DATA timing service Franz Schieszler / Martin Summerer

Zeitnahme / timekeeping

control *Schieszler*
Franz Schieszler

Aushangzeit : 10:53:08

DMSB-Regl.Nr.:206/2018

Qualifying practice DJKM (OK-Junior) Group 2

Strecke / track: 1107 started: 22 classified: 22 not classified: 0

| Fahrename Driver | O´sullivan Zak | Van Hoepen Laurens | Mesch Joel | Rees Matthew | Han Chenyu | Koelschbach Carl Louis | Naude Toni Kayla | Brienza Joseph | Ploeg Bart | Bröer Cherine | Degnbol Noah | Griggs Luca |
|------------------------------|-------------------|-----------------------|-------------------|-------------------|-------------------|---------------------------|---------------------|-------------------|-------------------|-------------------|-------------------|-------------------|
| schnellste Runde in Runde | 0:43,552 Rn. 6 | 0:43,737 Rn. 5 | 0:43,793 Rn. 6 | 0:43,907 Rn. 7 | 0:43,919 Rn. 8 | 0:43,942 Rn. 4 | 0:44,031 Rn. 5 | 0:44,091 Rn. 6 | 0:44,115 Rn. 5 | 0:44,162 Rn. 6 | 0:44,174 Rn. 5 | 0:44,187 Rn. 4 |
| Speed | 91,5 km/h | 91,1 km/h | 91,0 km/h | 90,8 km/h | 90,7 km/h | 90,7 km/h | 90,5 km/h | 90,4 km/h | 90,3 km/h | 90,2 km/h | 90,2 km/h | 90,2 km/h |
| Lap 1 | 0:48,112 | 0:48,486 | 0:51,100 | 0:47,184 | 0:47,495 | 0:46,234 | 0:50,037 | 0:47,384 | 0:47,687 | 0:52,007 | 0:47,414 | 0:48,284 |
| Lap 2 | 0:43,955 | 0:44,331 | 0:44,330 | 0:44,587 | 0:45,369 | 0:44,580 | 0:45,316 | 0:49,464 | 0:44,435 | 0:45,041 | 0:44,866 | 0:44,788 |
| Lap 3 | 0:43,692 | 0:44,017 | 0:44,415 | 0:44,412 | 0:44,550 | 0:45,716 | 0:44,238 | 0:44,268 | 0:44,507 | 0:44,547 | 0:44,467 | 0:44,751 |
| Lap 4 | 0:43,791 | 0:43,794 | 0:44,130 | 0:44,088 | 0:44,566 | 0:43,942 | 0:44,268 | 0:44,415 | 0:44,467 | 0:44,292 | 0:44,813 | 0:44,187 |
| Lap 5 | 0:43,593 | 0:43,737 | 0:44,281 | 0:44,261 | 0:44,409 | 0:44,151 | 0:44,031 | 0:44,825 | 0:44,115 | 0:44,248 | 0:44,174 | 0:44,305 |
| Lap 6 | 0:43,552 | 0:43,899 | 0:43,793 | 0:44,045 | 0:44,349 | 0:44,465 | 0:44,443 | 0:44,091 | 0:44,465 | 0:44,162 | 0:44,282 | 0:45,569 |
| Lap 7 | | 0:44,046 | 0:44,158 | 0:43,907 | 0:44,505 | | | | 0:44,124 | 0:44,562 | 0:44,237 | |
| Lap 8 | | | | | 0:43,919 | | | | | | | |
| Lap 9 | | | | | 0:44,203 | | | | | | | |


Qualifying practice DJKM (OK-Junior) Group 2

Strecke / track: 1107 started: 22 classified: 22 not classified: 0

| Fahrername Driver | Ried Jonas | Bönighausen Colin Jamie | Primm Simon Connor | Litvinenko Egor | Kramer Pablo | Sutens Jarno | Ringdahl Neo | Bösing Maximilian | Karlisson William | Bergman Calle |
|------------------------------|-------------------|----------------------------|-----------------------|--------------------|-------------------|-------------------|-------------------|----------------------|----------------------|-------------------|
| schnellste Runde in Runde | 0:44,191 Rn. 4 | 0:44,225 Rn. 8 | 0:44,280 Rn. 3 | 0:44,290 Rn. 8 | 0:44,335 Rn. 6 | 0:44,653 Rn. 4 | 0:44,878 Rn. 3 | 0:44,962 Rn. 4 | 0:45,313 Rn. 3 | 0:45,674 Rn. 7 |
| Speed | 90,2 km/h | 90,1 km/h | 90,0 km/h | 90,0 km/h | 89,9 km/h | 89,2 km/h | 88,8 km/h | 88,6 km/h | 87,9 km/h | 87,3 km/h |
| Lap 1 | 0:47,448 | 0:48,693 | 0:46,524 | 0:47,978 | 0:48,657 | 0:46,717 | 0:47,830 | 0:47,505 | 0:47,806 | 0:51,315 |
| Lap 2 | 0:45,388 | 0:45,345 | 0:49,570 | 0:44,920 | 0:54,318 | 0:45,268 | 0:45,206 | 0:45,672 | 0:45,456 | 0:47,181 |
| Lap 3 | 0:44,477 | 0:45,023 | 0:44,280 | 0:45,336 | 0:46,312 | 0:44,838 | 0:44,878 | 0:45,149 | 0:45,313 | 0:46,639 |
| Lap 4 | 0:44,191 | 0:44,732 | 0:44,364 | 0:44,522 | 0:45,031 | 0:44,653 | 0:45,098 | 0:44,962 | 0:48,622 | 0:46,162 |
| Lap 5 | 0:45,121 | 0:44,709 | 0:45,323 | 0:44,561 | 0:44,495 | 0:45,032 | 0:45,221 | 0:45,144 | 0:45,694 | 0:45,728 |
| Lap 6 | 0:45,668 | 0:44,398 | 0:44,342 | 0:44,924 | 0:44,335 | 0:44,744 | 0:44,878 | 0:45,097 | 0:46,731 | 0:46,158 |
| Lap 7 | 0:45,746 | 0:44,647 | | 0:44,383 | 0:44,444 | | 0:45,097 | | 0:45,975 | 0:45,674 |
| Lap 8 | 0:44,475 | 0:44,225 | | 0:44,290 | 0:44,458 | | 0:45,181 | | | 0:46,001 |
| Lap 9 | | 0:47,075 | | 0:44,615 | 0:44,867 | | 0:45,196 | | | |

Qualifying practice DJKM (OK-Junior) Group 2

| Ziel | | Sektion 1 | | Sektion 2 | | Sektion 3 | |
|--------------------------------|----------|-----------------------------|----------|-----------------------------|----------|-----------------------------|----------|
| Fahrername | Zeit | Fahrername | Zeit | Fahrername | Zeit | Fahrername | Zeit |
| 1 139 O'sullivan,Zak | 0:43,552 | 139 O'sullivan,Zak | 0:12,885 | 145 Van Hoepen,Laurens | 0:19,189 | 139 O'sullivan,Zak | 0:11,384 |
| 2 145 Van Hoepen,Laurens | 0:43,737 | 109 Mesch,Joel | 0:12,951 | 139 O'sullivan,Zak | 0:19,235 | 129 Ploeg,Barth | 0:11,407 |
| 3 109 Mesch,Joel | 0:43,793 | 171 Griggs,Luca | 0:12,983 | 135 Degnbol,Noah | 0:19,266 | 109 Mesch,Joel | 0:11,455 |
| 4 136 Rees,Matthew | 0:43,907 | 141 Han,Chenyu | 0:12,993 | 175 Koelschbach,Carl Louis | 0:19,268 | 145 Van Hoepen,Laurens | 0:11,476 |
| 5 141 Han,Chenyu | 0:43,919 | 136 Rees,Matthew | 0:13,000 | 136 Rees,Matthew | 0:19,293 | 111 Naude,Toni Kayla | 0:11,496 |
| 6 175 Koelschbach,Carl Louis | 0:43,942 | 145 Van Hoepen,Laurens | 0:13,072 | 114 Ried,Jonas | 0:19,304 | 154 Bönighausen,Colin Jamir | 0:11,497 |
| 7 111 Naude,Toni Kayla | 0:44,031 | 161 Brienza,Joseph | 0:13,076 | 141 Han,Chenyu | 0:19,319 | 136 Rees,Matthew | 0:11,506 |
| 8 161 Brienza,Joseph | 0:44,091 | 129 Ploeg,Barth | 0:13,099 | 127 Primm,Simon Connor | 0:19,328 | 135 Degnbol,Noah | 0:11,526 |
| 9 129 Ploeg,Barth | 0:44,115 | 127 Primm,Simon Connor | 0:13,101 | 111 Naude,Toni Kayla | 0:19,340 | 175 Koelschbach,Carl Louis | 0:11,530 |
| 10 121 Bröer,Cherine | 0:44,162 | 121 Bröer,Cherine | 0:13,113 | 109 Mesch,Joel | 0:19,346 | 141 Han,Chenyu | 0:11,542 |
| 11 135 Degnbol,Noah | 0:44,174 | 175 Koelschbach,Carl Louis | 0:13,133 | 161 Brienza,Joseph | 0:19,346 | 115 Litvinenko,Egor | 0:11,553 |
| 12 171 Griggs,Luca | 0:44,187 | 115 Litvinenko,Egor | 0:13,142 | 171 Griggs,Luca | 0:19,387 | 171 Griggs,Luca | 0:11,560 |
| 13 114 Ried,Jonas | 0:44,191 | 135 Degnbol,Noah | 0:13,146 | 176 Kramer,Pablo | 0:19,430 | 121 Bröer,Cherine | 0:11,561 |
| 14 154 Bönighausen,Colin Jamir | 0:44,225 | 114 Ried,Jonas | 0:13,162 | 121 Bröer,Cherine | 0:19,436 | 127 Primm,Simon Connor | 0:11,567 |
| 15 127 Primm,Simon Connor | 0:44,280 | 176 Kramer,Pablo | 0:13,162 | 129 Ploeg,Barth | 0:19,442 | 114 Ried,Jonas | 0:11,633 |
| 16 115 Litvinenko,Egor | 0:44,290 | 111 Naude,Toni Kayla | 0:13,183 | 154 Bönighausen,Colin Jamir | 0:19,497 | 176 Kramer,Pablo | 0:11,641 |
| 17 176 Kramer,Pablo | 0:44,335 | 154 Bönighausen,Colin Jamir | 0:13,206 | 115 Litvinenko,Egor | 0:19,506 | 161 Brienza,Joseph | 0:11,669 |
| 18 183 Sutens,Jarno | 0:44,653 | 183 Sutens,Jarno | 0:13,247 | 183 Sutens,Jarno | 0:19,529 | 184 Bösing,Maximilian | 0:11,689 |
| 19 122 Ringdahl,Neo | 0:44,878 | 122 Ringdahl,Neo | 0:13,249 | 184 Bösing,Maximilian | 0:19,603 | 122 Ringdahl,Neo | 0:11,722 |
| 20 184 Bösing,Maximilian | 0:44,962 | 125 Karlsson,William | 0:13,358 | 122 Ringdahl,Neo | 0:19,762 | 183 Sutens,Jarno | 0:11,745 |
| 21 125 Karlsson,William | 0:45,313 | 184 Bösing,Maximilian | 0:13,385 | 125 Karlsson,William | 0:19,971 | 185 Bergman,Calle | 0:11,813 |
| 22 185 Bergman,Calle | 0:45,674 | 185 Bergman,Calle | 0:13,392 | 185 Bergman,Calle | 0:20,023 | 125 Karlsson,William | 0:11,859 |



DMSB-Reglr: 206 / 2018

Qualifying practice DJKM (OK-Junior) Group 2

Die schnellsten Zeiten

| Ort | Nr. Fahrername | Streckenl. | Zeit | Ø Speed |
|-----------|------------------------|------------|----------|-----------|
| Ziel | 139 0' sullivan,Zak | 1107 m | 0:43,552 | 91,5 km/h |
| Sektion 1 | 139 0' sullivan,Zak | 329 m | 0:12,885 | 91,9 km/h |
| Sektion 2 | 145 Van Hoepen,Laurens | 475 m | 0:19,189 | 89,1 km/h |
| Sektion 3 | 139 0' sullivan,Zak | 303 m | 0:11,384 | 95,8 km/h |

| | Snr.139 0' sullivan,Zak GBR Ricky Flynn Motorsport theoretisch mögliche Bestzeit 0:43,504 | Snr.145 Van Hoepen,Laurens NLD TONY KART RACING TEAM theoretisch mögliche Bestzeit 0:43,737 | Snr.109 Mesch,Joel DEU KSM Schumacher Racing Team theoretisch mögliche Bestzeit 0:43,752 | Snr.136 Rees,Matthew GBR Ricky Flynn Motorsport theoretisch mögliche Bestzeit 0:43,799 | Snr.141 Han,Chenyu CHN TB Racing Team theoretisch mögliche Bestzeit 0:43,854 |
|---------|--|--|---|---|---|
| best | 0:43,552 | 0:43,737 | 0:43,793 | 0:43,907 | 0:43,919 |
| Runde 1 | 0:48,112 | 0:48,486 | 0:51,100 | 0:47,184 | 0:47,495 |
| Runde 2 | 0:43,955 | 0:44,331 | 0:44,330 | 0:44,587 | 0:45,369 |
| Runde 3 | 0:43,692 | 0:44,017 | 0:44,415 | 0:44,412 | 0:44,550 |
| Runde 4 | 0:43,791 | 0:43,794 | 0:44,130 | 0:44,088 | 0:44,566 |
| Runde 5 | 0:43,593 | 0:43,737 | 0:44,281 | 0:44,261 | 0:44,409 |
| Runde 6 | 0:43,552 | 0:43,899 | 0:43,793 | 0:44,045 | 0:44,349 |
| Runde 7 | 0:13,241 | 0:13,075 | 0:12,951 | 0:13,095 | 0:13,505 |
| Runde 8 | 0:19,671 | 0:19,345 | 0:19,467 | 0:19,392 | 0:19,675 |
| Runde 9 | | 0:11,626 | 0:13,356 | 0:13,000 | 0:19,369 |
| | | 0:11,476 | 0:20,192 | 0:11,515 | 0:11,557 |
| | | 0:12,301 | 0:19,346 | 0:11,515 | 0:11,542 |
| | | 0:11,770 | 0:19,467 | 0:11,515 | 0:11,972 |
| | | 0:11,384 | 0:19,467 | 0:11,515 | 0:11,972 |
| | | 0:11,451 | 0:19,467 | 0:11,515 | 0:11,972 |
| | | 0:11,494 | 0:19,467 | 0:11,515 | 0:11,972 |
| | | 0:11,392 | 0:19,467 | 0:11,515 | 0:11,972 |
| | | 0:11,385 | 0:19,467 | 0:11,515 | 0:11,972 |

DMSB-Reglir:208/2018

Qualifying practice DJKM (OK-Junior) Group 2

Die schnellsten Zeiten

| Ort | Nr. Fahrername | Streckenl. | Zeit | Ø Speed |
|-----------|------------------------|------------|----------|-----------|
| Ziel | 139 0' Sullivan,Zak | 1107 m | 0:43,552 | 91,5 km/h |
| Sektion 1 | 139 0' Sullivan,Zak | 329 m | 0:12,885 | 91,9 km/h |
| Sektion 2 | 145 Van Hoepen,Laurens | 475 m | 0:19,189 | 89,1 km/h |
| Sektion 3 | 139 0' Sullivan,Zak | 303 m | 0:11,384 | 95,8 km/h |

| | Smr.175 Koelschbach,Carl Louis DEU Achim Koelschbach theoretisch mögliche Bestzeit 0:43,931 | Smr.111 Naude,Toni Kayla CHE Innovate Competition theoretisch mögliche Bestzeit 0:44,019 | Smr.161 Brienza,Joseph USA Ward Racing theoretisch mögliche Bestzeit 0:44,091 | Smr.129 Ploeg,Bart NLD Zanardi Racing Team theoretisch mögliche Bestzeit 0:43,948 | Smr.121 Bröer,Cherine DEU ADAC Weser-Ems e.V. theoretisch mögliche Bestzeit 0:44,110 |
|---------|--|---|--|--|---|
| best | 0:43,942 0:13,133 0:19,268 0:11,530 | 0:44,031 0:13,183 0:19,340 0:11,496 | 0:44,091 0:13,076 0:19,346 0:11,669 | 0:44,115 0:13,099 0:19,442 0:11,407 | 0:44,162 0:13,113 0:19,436 0:11,561 |
| Runde 1 | 0:46,234 0:14,502 0:20,040 0:11,692 | 0:50,037 0:16,492 0:21,530 0:12,015 | 0:47,384 0:14,881 0:20,361 0:12,142 | 0:47,687 0:15,083 0:20,816 0:11,788 | 0:52,007 0:18,885 0:21,171 0:11,951 |
| Runde 2 | 0:44,580 0:13,335 0:19,604 0:11,641 | 0:45,316 0:13,836 0:19,855 0:11,625 | 0:49,464 0:15,024 0:22,492 0:11,948 | 0:44,435 0:13,281 0:19,636 0:11,518 | 0:45,041 0:13,445 0:19,923 0:11,673 |
| Runde 3 | 0:45,716 0:13,158 0:20,913 0:11,645 | 0:44,238 0:13,245 0:19,464 0:11,529 | 0:44,268 0:13,162 0:19,354 0:11,752 | 0:44,507 0:13,209 0:19,693 0:11,605 | 0:44,547 0:13,158 0:19,663 0:11,726 |
| Runde 4 | 0:43,942 0:13,144 0:19,268 0:11,530 | 0:44,268 0:13,183 0:19,520 0:11,565 | 0:44,415 0:13,158 0:19,360 0:11,897 | 0:44,467 0:13,171 0:19,442 0:11,854 | 0:44,292 0:13,113 0:19,527 0:11,652 |
| Runde 5 | 0:44,151 0:13,133 0:19,423 0:11,595 | 0:44,031 0:13,195 0:19,340 0:11,496 | 0:44,825 0:13,270 0:19,811 0:11,744 | 0:44,115 0:13,226 0:19,482 0:11,407 | 0:44,248 0:13,119 0:19,551 0:11,578 |
| Runde 6 | 0:13,687 0:24,897 | 0:44,443 0:13,546 0:19,394 0:11,503 | 0:44,091 0:13,076 0:19,346 0:11,669 | 0:44,465 0:13,099 0:19,571 0:11,795 | 0:44,162 0:13,165 0:19,436 0:11,561 |
| Runde 7 | | | | 0:44,124 0:13,143 0:19,451 0:11,530 | |
| Runde 8 | | | | | 0:44,562 0:13,178 0:19,543 0:11,841 |
| Runde 9 | | | | | 0:44,598 0:13,213 0:19,687 0:11,698 |

DMSB-Reglir: 206/2018

Qualifying practice DKM (OK-Junior) Group 2

Die schnellsten Zeiten

| Ort | Nr. Fahrername | Streckenl. | Zeit | Ø Speed |
|-----------|------------------------|------------|----------|-----------|
| Ziel | 139 0' sullivan,Zak | 1107 m | 0:43,552 | 91,5 km/h |
| Sektion 1 | 139 0' sullivan,Zak | 329 m | 0:12,885 | 91,9 km/h |
| Sektion 2 | 145 Van Heepen,Laurens | 475 m | 0:19,189 | 89,1 km/h |
| Sektion 3 | 139 0' sullivan,Zak | 303 m | 0:11,384 | 95,8 km/h |

| | Snr.:135 Degrub, Noah DNK | Snr.:171 Griggs, Luca GBR | Snr.:114 Ried, Jonas DEU | Snr.:154 Bönighausen, Colin Jamie DEU | Snr.:127 Primm, Simon Connor DEU |
|---------|---|---|---|---|---|
| | RS Competition | LENNOX RACING TEAM | Solgat Motorsport | KSM Schumacher Racing Team | Team NKS |
| | theoretisch mögliche Bestzeit 0:43,938 | theoretisch mögliche Bestzeit 0:43,930 | theoretisch mögliche Bestzeit 0:44,099 | theoretisch mögliche Bestzeit 0:44,200 | theoretisch mögliche Bestzeit 0:43,996 |
| Runde 1 | Ziel 0:44,174 Sektion 1 0:13,146 Sektion 2 0:19,266 Sektion 3 0:11,526 | Ziel 0:44,187 Sektion 1 0:12,983 Sektion 2 0:19,387 Sektion 3 0:11,560 | Ziel 0:44,448 Sektion 1 0:13,162 Sektion 2 0:19,304 Sektion 3 0:11,633 | Ziel 0:44,225 Sektion 1 0:13,206 Sektion 2 0:19,497 Sektion 3 0:11,497 | Ziel 0:44,280 Sektion 1 0:13,101 Sektion 2 0:19,328 Sektion 3 0:11,567 |
| Runde 2 | 0:47,414 0:14,899 0:20,546 0:11,969 | 0:48,284 0:15,259 0:21,149 0:11,876 | 0:47,448 0:15,021 0:20,424 0:12,003 | 0:48,693 0:15,780 0:20,731 0:12,182 | 0:46,524 0:14,297 0:20,161 0:12,066 |
| Runde 3 | 0:44,866 0:13,366 0:19,627 0:11,873 | 0:44,788 0:13,278 0:19,803 0:11,707 | 0:45,388 0:13,639 0:19,745 0:12,004 | 0:45,345 0:13,530 0:19,922 0:11,893 | 0:49,570 0:13,483 0:23,968 0:12,119 |
| Runde 4 | 0:44,467 0:13,234 0:19,426 0:11,807 | 0:44,751 0:13,280 0:19,839 0:11,632 | 0:44,477 0:13,303 0:19,537 0:11,637 | 0:45,023 0:13,449 0:19,783 0:11,791 | 0:44,280 0:13,225 0:19,464 0:11,591 |
| Runde 5 | 0:44,813 0:13,272 0:19,622 0:11,919 | 0:44,187 0:12,983 0:19,644 0:11,560 | 0:44,191 0:13,194 0:19,364 0:11,633 | 0:44,732 0:13,403 0:19,667 0:11,662 | 0:44,364 0:13,101 0:19,328 0:11,935 |
| Runde 6 | 0:44,174 0:13,206 0:19,266 0:11,702 | 0:44,305 0:13,173 0:19,387 0:11,745 | 0:45,121 0:13,195 0:20,242 0:11,684 | 0:44,709 0:13,354 0:19,749 0:11,606 | 0:45,323 0:13,234 0:19,819 0:12,270 |
| Runde 7 | 0:44,282 0:13,221 0:19,535 0:11,526 | 0:45,569 0:14,231 0:19,628 0:11,710 | 0:45,668 0:13,162 0:19,402 0:13,104 | 0:44,398 0:13,206 0:19,640 0:11,552 | 0:44,342 0:13,365 0:19,410 0:11,567 |
| Runde 8 | 0:44,237 0:13,146 0:19,548 0:11,543 | | 0:45,746 0:14,764 0:19,304 0:11,678 | 0:44,647 0:13,243 0:19,568 0:11,836 | |
| Runde 9 | | | 0:44,475 0:13,245 0:19,424 0:11,806 | 0:44,225 0:13,231 0:19,497 0:11,497 | |
| | | | 0:47,075 0:14,341 0:20,981 0:11,753 | 0:47,075 0:14,341 0:20,981 0:11,753 | |

DMSB-Reglir:208/2018

Qualifying practice DJKM (OK-Junior) Group 2

Die schnellsten Zeiten

| Ort | Nr. Fahrername | Streckenl. | Zeit | Ø Speed |
|-----------|------------------------|------------|----------|-----------|
| Ziel | 139 O' sullivan,Zak | 1107 m | 0:43,552 | 91,5 km/h |
| Sektion 1 | 139 O' sullivan,Zak | 329 m | 0:12,885 | 91,9 km/h |
| Sektion 2 | 145 Van Hoepen,Laurens | 475 m | 0:19,189 | 89,1 km/h |
| Sektion 3 | 139 O' sullivan,Zak | 303 m | 0:11,384 | 95,8 km/h |

| | Stmr.115 Litvinenko,Egor DEU FS-RL Competition theoretisch mögliche Bestzeit 0:44,201 | Stmr.176 Kramer,Pablo DEU FS-RL Competition theoretisch mögliche Bestzeit 0:44,233 | Stmr.183 Sutens,Jarno BEL Flandria Kart theoretisch mögliche Bestzeit 0:44,521 | Stmr.122 Ringdahl,Neo SWE JP Racing theoretisch mögliche Bestzeit 0:44,733 | Stmr.184 Bösing,Maximilian DEU Millennium Racing Team theoretisch mögliche Bestzeit 0:44,677 |
|---------|--|---|---|---|---|
| best | 0:44,290 0:13,142 0:19,506 0:11,553 | 0:44,335 0:13,162 0:19,430 0:11,641 | 0:44,653 0:13,247 0:19,529 0:11,745 | 0:44,878 0:13,249 0:19,762 0:11,722 | 0:44,962 0:13,385 0:19,603 0:11,689 |
| Runde 1 | 0:47,978 0:14,927 0:21,040 0:12,011 | 0:48,657 0:15,772 0:20,776 0:12,109 | 0:46,717 0:14,631 0:20,207 0:11,879 | 0:47,830 0:15,209 0:20,658 0:11,963 | 0:47,505 0:14,788 0:20,464 0:12,253 |
| Runde 2 | 0:44,970 0:13,411 0:19,706 0:11,803 | 0:54,318 0:14,341 0:22,489 0:17,488 | 0:45,268 0:13,650 0:19,776 0:11,842 | 0:45,206 0:13,577 0:19,907 0:11,722 | 0:45,672 0:13,585 0:20,046 0:12,041 |
| Runde 3 | 0:45,336 0:13,523 0:20,128 0:11,685 | 0:46,312 0:14,393 0:19,941 0:11,978 | 0:44,838 0:13,247 0:19,529 0:12,062 | 0:44,878 0:13,373 0:19,762 0:11,743 | 0:45,149 0:13,437 0:20,023 0:11,689 |
| Runde 4 | 0:44,522 0:13,334 0:19,612 0:11,576 | 0:45,031 0:13,633 0:19,663 0:11,735 | 0:44,653 0:13,354 0:19,554 0:11,745 | 0:45,098 0:13,352 0:19,859 0:11,887 | 0:44,962 0:13,593 0:19,603 0:11,766 |
| Runde 5 | 0:44,561 0:13,232 0:19,725 0:11,604 | 0:44,495 0:13,225 0:19,629 0:11,641 | 0:45,032 0:13,372 0:19,750 0:11,910 | 0:45,221 0:13,405 0:19,889 0:11,927 | 0:45,144 0:13,385 0:19,750 0:12,009 |
| Runde 6 | 0:44,924 0:13,403 0:19,833 0:11,688 | 0:44,335 0:13,162 0:19,430 0:11,743 | 0:44,744 0:13,390 0:19,565 0:11,789 | 0:44,878 0:13,309 0:19,772 0:11,797 | 0:45,097 0:13,627 0:19,683 0:11,787 |
| Runde 7 | 0:44,383 0:13,142 0:19,601 0:11,640 | 0:44,444 0:13,250 0:19,516 0:11,678 | | 0:45,097 0:13,309 0:19,820 0:11,968 | |
| Runde 8 | 0:44,290 0:13,231 0:19,506 0:11,553 | 0:44,458 0:13,201 0:19,576 0:11,681 | | 0:45,181 0:13,249 0:20,210 0:11,722 | |
| Runde 9 | 0:44,615 0:13,399 0:19,636 0:11,580 | 0:44,867 0:13,244 0:19,628 0:11,995 | | 0:45,196 0:13,276 0:20,066 0:11,854 | |

Qualifying practice DJKM (OK-Junior) Group 2

Die schnellsten Zeiten

| Ort | Nr. Fahrername | Zeit | Streckenl. | Ø Speed |
|-----------|------------------------|----------|------------|-----------|
| Ziel | 139 0' sullivan,Zak | 0:43,552 | 1107 m | 91,5 km/h |
| Sektion 1 | 139 0' sullivan,Zak | 0:12,885 | 329 m | 91,9 km/h |
| Sektion 2 | 145 Van Haepen,Laurens | 0:19,189 | 475 m | 89,1 km/h |
| Sektion 3 | 139 0' sullivan,Zak | 0:11,384 | 303 m | 95,8 km/h |

Stnr.125 Karlsson,William
SWE

JP Racing

theoretisch mögliche Bestzeit 0:45,188

Ziel Sektion 1 Sektion 2 Sektion 3

best 0:45,313 0:13,358 0:19,971 0:11,859

Runde 1 0:47,806 0:15,225 0:20,464 0:12,117

Runde 2 0:45,456 0:13,607 0:19,971 0:11,878

Runde 3 0:45,313 0:13,358 0:20,001 0:11,954

Runde 4 0:48,622 0:15,645 0:21,063 0:11,914

Runde 5 0:45,694 0:13,842 0:19,993 0:11,859

Runde 6 0:46,731 0:13,614 0:20,043 0:13,074

Runde 7 0:45,975 0:14,058 0:19,987 0:11,930

Runde 8

Runde 9

Stnr.185 Bergman,Calle
SWE

Ward Racing

theoretisch mögliche Bestzeit 0:45,228

Ziel Sektion 1 Sektion 2 Sektion 3

best 0:45,674 0:13,392 0:20,023 0:11,813

Runde 1 0:51,315 0:16,122 0:22,253 0:12,940

Runde 2 0:47,181 0:13,773 0:20,877 0:12,531

Runde 3 0:46,639 0:13,986 0:20,504 0:12,149

Runde 4 0:46,162 0:13,680 0:20,220 0:12,262

Runde 5 0:45,728 0:13,437 0:20,156 0:12,135

Runde 6 0:46,158 0:13,663 0:20,364 0:12,131

Runde 7 0:45,674 0:13,392 0:20,023 0:12,259

Runde 8 0:46,001 0:13,827 0:20,361 0:11,813

Runde 9

DMSB-RegNr: 206/2018

Qualifying practice DJKM (OK-Junior) Group 1

Strecke / track: 1107m

started: 22 classified: 22 not classified: 0

Doc. 13

| Pos | Str. Nr. | Fahrer Driver | Nation | Bewerber/Sponsor | Nation | Lizenz/B-Lizenz | Chassis/Motor/Reifen | Runden Laps | Gesamtzeit Differenz | Abstand Gap | beste Runde best Lap | in M. in L. | o Geschw. o Speed |
|-----|----------|----------------------|--------|----------------------------|--------|-----------------------------|--------------------------------|-------------|----------------------|-------------|----------------------|-------------|-------------------|
| 1 | 124 | Højgaard, Mikkel | | KSB RACING TEAM | | 53445 BK 002 | Kosmic / Vortex / Vega | 6 | | | 0:43,611 | 5 | 91,4 km/h |
| 2 | 107 | Hantke, Nico | | 3G Racing | | IKCJ 1145936 KBF 1164077 | Tony Kart / Parilla / Vega | 7 | 0:00,123 | 0:00,123 | 0:43,734 | 6 | 91,1 km/h |
| 3 | 143 | Ten Brinke, Thomas | | Ricky Flynn Motorsport | | 40662 162392 | FA Kart / Vortex / Vega | 6 | 0:00,154 | 0:00,031 | 0:43,765 | 5 | 91,1 km/h |
| 4 | 131 | Dörr, Ben | | TB Racing Team | | IKCJ 1162845 KBF 1116906 | Kart Republic / Parilla / Vega | 6 | 0:00,169 | 0:00,015 | 0:43,780 | 4 | 91,0 km/h |
| 5 | 138 | Askey, Kai | | Ricky Flynn Motorsport | | 296774 162392 | FA Kart / Vortex / Vega | 7 | 0:00,274 | 0:00,105 | 0:43,885 | 6 | 90,8 km/h |
| 6 | 133 | Voncken, Luca | | DS Kartsport | | IKCJ 1153982 KBF 1154357 | Mach1 / TM / Vega | 7 | 0:00,303 | 0:00,029 | 0:43,914 | 3 | 90,8 km/h |
| 7 | 105 | Bergmeister, Jakob | | KSM Schumacher Racing Team | | IKCJ 1156048 KBF 1067587 | Tony Kart / Vortex / Vega | 6 | 0:00,305 | 0:00,002 | 0:43,916 | 5 | 90,7 km/h |
| 8 | 110 | Rosam, Max | | TR Motorsport | | IKCJ 1162238 KBF 1080519 | Jesolo / TM / Vega | 8 | 0:00,361 | 0:00,056 | 0:43,972 | 7 | 90,6 km/h |
| 9 | 140 | Scionti, Enzo | | CRG Holland | | K1845-SK-18 JR-c 15521 | CRG / TM / Vega | 7 | 0:00,374 | 0:00,013 | 0:43,985 | 6 | 90,6 km/h |
| 10 | 128 | Øgaard, Sebastian | | TK Racing | | 55995 52208 | FA Kart / TM / Vega | 7 | 0:00,422 | 0:00,048 | 0:44,033 | 6 | 90,5 km/h |
| 11 | 186 | Pizzi, Francesco | | LENNOX RACING TEAM | | 353078 156004 | EXPRIT / VORTEX / Vega | 7 | 0:00,450 | 0:00,028 | 0:44,061 | 5 | 90,4 km/h |
| 12 | 174 | Rauer, Fabio | | KSM Schumacher Racing Team | | IKCJ 1164921 KBF 1067587 | TonyKart / Vortex / Vega | 7 | 0:00,471 | 0:00,021 | 0:44,082 | 3 | 90,4 km/h |
| 13 | 182 | Gregor, Daniel | | LRT Lanari Racing Team | | IKCJ 1168157 KBF 1159049 | Kart Republic / IAME / Vega | 6 | 0:00,517 | 0:00,046 | 0:44,128 | 3 | 90,3 km/h |
| 14 | 130 | Knopp, Josef | | TB Racing Team | | 1017 KBF 1116906 | Kart Republic / Parilla / Vega | 7 | 0:00,537 | 0:00,020 | 0:44,148 | 6 | 90,3 km/h |
| 15 | 120 | Spina, Alfio Andrea | | CRG Holland | | 366688 15521 | CRG / TM / Vega | 7 | 0:00,568 | 0:00,031 | 0:44,179 | 6 | 90,2 km/h |
| 16 | 134 | Eichenberger, Gaia | | Valier Motorsport | | K18045 KBF 1063735 | SODI / Iame / Vega | 7 | 0:00,692 | 0:00,124 | 0:44,303 | 7 | 90,0 km/h |
| 17 | 126 | Dolischka, Jordan | | KSB RACING TEAM | | JK 2107 BK 002 | Kosmic / Vortex / Vega | 6 | 0:00,715 | 0:00,023 | 0:44,326 | 3 | 89,9 km/h |
| 18 | 108 | Weimann, Jule | | Solgat Motorsport | | IKCJ 1159312 KBF 1079882 | Birel / TM / Vega | 7 | 0:00,781 | 0:00,066 | 0:44,392 | 7 | 89,8 km/h |
| 19 | 112 | Lagrotteria, Antonio | | Innovate Competition | | 500238 500033 | Exprit / TM / Vega | 6 | 0:00,925 | 0:00,144 | 0:44,536 | 4 | 89,5 km/h |
| 20 | 169 | Revesz, Levente | | LENNOX RACING TEAM | | 5746 322955 | EXPRIT / Vortex / Vega | 6 | 0:01,111 | 0:00,186 | 0:44,722 | 5 | 89,1 km/h |
| 21 | 151 | Stadsbader, Gilles | | Daems Racing Team | | 910062 910430 | TonyKart / Vortex / Vega | 6 | 0:01,209 | 0:00,098 | 0:44,820 | 5 | 88,9 km/h |
| 22 | 113 | Tohum, Arthur | | TR Motorsport | | IKCJ 1160352 KBF 1080519 | Jesolo / TM / Vega | 0 | | | | | |

Rennleitung: Volker Ehekircher Racedirektor: Thomas Lainer

Sportkommissare: Thomas Ferrero / Ulrich Bell / Peter Brings / Tobias Amann

Techn. Kommissare: H.-J. Dangers / A.Sengpiel / M. Grasshoff / C. Schmidt / D.Pietzko

Zeitnahme: KART-DATA timing service Franz Schieszler / Martin Summerer

Zeitnahme / timekeeping

control *Schieszler*
Franz Schieszler

Aushangzeit : 10:42

Qualifying practice DJKM (OK-Junior) Group 1

Strecke / track: 1107 started: 22 classified: 22 not classified: 0

| Fahrename Driver | Højgaard Mikkel | Hantke Nico | Ten Brinke Thomas | Dörr Ben | Askey Kai | Voncken Luca | Bergmeister Jakob | Rosam Max | Scionti Enzo | Øgaard Sebastian | Pizzi Francesco | Rauer Fabio |
|------------------------------|--------------------|-------------------|----------------------|-------------------|-------------------|-------------------|----------------------|-------------------|-------------------|---------------------|--------------------|-------------------|
| schnellste Runde in Runde | 0:43,611 Rn. 5 | 0:43,734 Rn. 6 | 0:43,765 Rn. 5 | 0:43,780 Rn. 4 | 0:43,885 Rn. 6 | 0:43,914 Rn. 3 | 0:43,916 Rn. 5 | 0:43,972 Rn. 7 | 0:43,985 Rn. 6 | 0:44,033 Rn. 6 | 0:44,061 Rn. 5 | 0:44,082 Rn. 3 |
| Speed | 91,4 km/h | 91,1 km/h | 91,1 km/h | 91,0 km/h | 90,8 km/h | 90,8 km/h | 90,7 km/h | 90,6 km/h | 90,6 km/h | 90,5 km/h | 90,4 km/h | 90,4 km/h |
| Lap 1 | 0:49,904 | 0:46,752 | 0:47,696 | 0:46,695 | 0:46,416 | 0:48,778 | 0:52,536 | 0:52,997 | 0:47,120 | 0:50,295 | 0:48,123 | 0:48,092 |
| Lap 2 | 0:46,447 | 0:44,966 | 0:45,572 | 0:47,885 | 0:44,497 | 0:44,371 | 0:44,753 | 0:47,368 | 0:45,659 | 0:45,672 | 0:44,640 | 0:45,214 |
| Lap 3 | 0:44,402 | 0:44,078 | 0:44,052 | 0:48,079 | 0:44,865 | 0:43,914 | 0:44,232 | 0:44,722 | 0:44,259 | 0:44,199 | 0:44,364 | 0:44,082 |
| Lap 4 | 0:43,939 | 0:43,890 | 0:46,370 | 0:43,780 | 0:43,977 | 0:44,641 | 0:45,472 | 0:44,490 | 0:44,056 | 0:44,236 | 0:44,132 | 0:44,172 |
| Lap 5 | 0:43,611 | 0:44,390 | 0:43,765 | 0:43,995 | 0:44,067 | 0:44,047 | 0:43,916 | 0:44,286 | 0:44,306 | 0:44,131 | 0:44,061 | 0:44,975 |
| Lap 6 | 0:44,704 | 0:43,734 | 0:46,310 | 0:45,333 | 0:43,885 | 0:44,687 | 0:50,551 | 0:44,904 | 0:43,985 | 0:44,033 | 0:44,572 | 0:45,761 |
| Lap 7 | | 0:44,051 | | | 0:44,927 | 0:44,010 | | 0:43,972 | 0:44,502 | 0:44,121 | 0:44,254 | 0:44,758 |
| Lap 8 | | | | | | | | 0:44,141 | | | | |

DMSB-RegNr: 206/2018

Qualifying practice DJKM (OK-Junior) Group 1

Strecke / track: 1107 started: 22 classified: 22 not classified: 0

| Fahrername Driver | Gregor Daniel | Knopp Josef | Spina Alfio Andrea | Eichenberger Gaia | Dolischka Jorden | Weimann Jule | Lagrotteria Antonio | Revesz Levente | Stadsbader Gilles | Tohum Arthur |
|------------------------------|-------------------|-------------------|-----------------------|----------------------|---------------------|-------------------|------------------------|-------------------|----------------------|-----------------|
| schnellste Runde in Runde | 0:44,128 Rn. 3 | 0:44,148 Rn. 6 | 0:44,179 Rn. 6 | 0:44,303 Rn. 7 | 0:44,326 Rn. 3 | 0:44,392 Rn. 7 | 0:44,536 Rn. 4 | 0:44,722 Rn. 5 | 0:44,820 Rn. 5 | |
| Speed | 90,3 km/h | 90,3 km/h | 90,2 km/h | 90,0 km/h | 89,9 km/h | 89,8 km/h | 89,5 km/h | 89,1 km/h | 88,9 km/h | |
| Lap 1 | 0:50,030 | 0:47,276 | 0:50,337 | 0:47,879 | 0:48,394 | 0:50,483 | 0:47,277 | 0:48,803 | 0:47,797 | |
| Lap 2 | 0:46,247 | 0:46,059 | 0:44,675 | 0:45,135 | 0:46,564 | 0:46,608 | 0:45,247 | 0:45,244 | 0:44,977 | |
| Lap 3 | 0:44,128 | 0:44,490 | 0:44,463 | 0:45,490 | 0:44,326 | 0:45,157 | 0:44,826 | 0:45,258 | 0:44,977 | |
| Lap 4 | 0:44,510 | 0:44,197 | 0:44,486 | 0:44,925 | 0:44,342 | 0:46,208 | 0:44,536 | 0:44,858 | 0:49,808 | |
| Lap 5 | 0:44,170 | 0:44,256 | 0:44,213 | 0:44,436 | 0:44,428 | 0:44,568 | 0:47,756 | 0:44,722 | 0:44,820 | |
| Lap 6 | 0:44,513 | 0:44,148 | 0:44,179 | 0:48,647 | 0:45,140 | 0:45,114 | 0:53,548 | 0:49,809 | 0:47,755 | |
| Lap 7 | | 0:44,571 | 0:46,194 | 0:44,303 | | 0:44,392 | | | | |
| Lap 8 | | | | | | | | | | |

Qualifying practice DJKM (OK-Junior) Group 1

| Ziel | | Sektion 1 | | Sektion 2 | | Sektion 3 | |
|----------------------------|----------|-------------------------|----------|-------------------------|----------|-------------------------|----------|
| Fahrername | Zeit | Fahrername | Zeit | Fahrername | Zeit | Fahrername | Zeit |
| 1 124 Højgaard,Mikkel | 0:43,611 | 124 Højgaard,Mikkel | 0:12,908 | 107 Hamtke,Nico | 0:19,176 | 133 Voncken,Luca | 0:11,385 |
| 2 107 Hamtke,Nico | 0:43,734 | 138 Askey,Kai | 0:12,948 | 124 Højgaard,Mikkel | 0:19,192 | 131 Dörr,Ben | 0:11,393 |
| 3 143 Ten Brinke,Thomas | 0:43,765 | 143 Ten Brinke,Thomas | 0:12,998 | 105 Bergmeister,Jakob | 0:19,230 | 124 Højgaard,Mikkel | 0:11,405 |
| 4 131 Dörr,Ben | 0:43,780 | 128 Øgaard,Sebastian | 0:13,013 | 186 Pizzi,Francesco | 0:19,279 | 143 Ten Brinke,Thomas | 0:11,406 |
| 5 138 Askey,Kai | 0:43,885 | 107 Hamtke,Nico | 0:13,034 | 138 Askey,Kai | 0:19,284 | 120 Spina,Alfio Andrea | 0:11,457 |
| 6 133 Voncken,Luca | 0:43,914 | 131 Dörr,Ben | 0:13,034 | 110 Rosam,Max | 0:19,317 | 138 Askey,Kai | 0:11,461 |
| 7 105 Bergmeister,Jakob | 0:43,916 | 133 Voncken,Luca | 0:13,076 | 131 Dörr,Ben | 0:19,342 | 107 Hamtke,Nico | 0:11,463 |
| 8 110 Rosam,Max | 0:43,972 | 130 Knopp,Josef | 0:13,087 | 143 Ten Brinke,Thomas | 0:19,346 | 105 Bergmeister,Jakob | 0:11,480 |
| 9 140 Scionti,Enzo | 0:43,985 | 140 Scionti,Enzo | 0:13,100 | 140 Scionti,Enzo | 0:19,351 | 182 Gregor,Daniel | 0:11,498 |
| 10 128 Øgaard,Sebastian | 0:44,033 | 182 Gregor,Daniel | 0:13,108 | 182 Gregor,Daniel | 0:19,382 | 110 Rosam,Max | 0:11,502 |
| 11 186 Pizzi,Francesco | 0:44,061 | 174 Rauer,Fabio | 0:13,115 | 174 Rauer,Fabio | 0:19,384 | 128 Øgaard,Sebastian | 0:11,510 |
| 12 174 Rauer,Fabio | 0:44,082 | 134 Eichenberger,Gaia | 0:13,122 | 120 Spina,Alfio Andrea | 0:19,411 | 140 Scionti,Enzo | 0:11,526 |
| 13 182 Gregor,Daniel | 0:44,128 | 105 Bergmeister,Jakob | 0:13,149 | 133 Voncken,Luca | 0:19,417 | 130 Knopp,Josef | 0:11,534 |
| 14 130 Knopp,Josef | 0:44,148 | 110 Rosam,Max | 0:13,150 | 126 Dolischka,Jorden | 0:19,428 | 174 Rauer,Fabio | 0:11,536 |
| 15 120 Spina,Alfio Andrea | 0:44,179 | 120 Spina,Alfio Andrea | 0:13,174 | 130 Knopp,Josef | 0:19,435 | 186 Pizzi,Francesco | 0:11,550 |
| 16 134 Eichenberger,Gaia | 0:44,303 | 169 Revesz,Levente | 0:13,185 | 128 Øgaard,Sebastian | 0:19,438 | 108 Weimann,Julie | 0:11,560 |
| 17 126 Dolischka,Jorden | 0:44,326 | 186 Pizzi,Francesco | 0:13,202 | 134 Eichenberger,Gaia | 0:19,521 | 126 Dolischka,Jorden | 0:11,583 |
| 18 108 Weimann,Julie | 0:44,392 | 112 Lagrotteria,Antonio | 0:13,206 | 108 Weimann,Julie | 0:19,599 | 134 Eichenberger,Gaia | 0:11,647 |
| 19 112 Lagrotteria,Antonio | 0:44,536 | 126 Dolischka,Jorden | 0:13,210 | 112 Lagrotteria,Antonio | 0:19,602 | 112 Lagrotteria,Antonio | 0:11,659 |
| 20 169 Revesz,Levente | 0:44,722 | 108 Weimann,Julie | 0:13,233 | 169 Revesz,Levente | 0:19,726 | 169 Revesz,Levente | 0:11,710 |
| 21 151 Stadtbader,Gilles | 0:44,820 | 151 Stadtbader,Gilles | 0:13,287 | 151 Stadtbader,Gilles | 0:19,735 | 151 Stadtbader,Gilles | 0:11,716 |
| 22 113 Tohum,Arthur | | 113 Tohum,Arthur | 0:14,737 | 113 Tohum,Arthur | | 113 Tohum,Arthur | |

Qualifying practice DJKM (OK-Junior) Group 1

Die schnellsten Zeiten

| Ort | Nr. Fahrername | Zeit | Streckenl. | ø Speed |
|-----------|----------------------|----------|------------|-----------|
| Ziel | 124 Hejgaard, Mikkel | 0:43,611 | 1107 m | 91,4 km/h |
| Sektion 1 | 124 Hejgaard, Mikkel | 0:12,908 | 329 m | 91,8 km/h |
| Sektion 2 | 107 Hamtke, Nico | 0:19,176 | 475 m | 89,2 km/h |
| Sektion 3 | 133 Voncken, Luca | 0:11,385 | 303 m | 95,8 km/h |

| | Smr.124 Hejgaard, Mikkel DNK KSB RACING TEAM | Smr.107 Hamtke, Nico DEU 3G Racing | Smr.143 Ten Brinke, Thomas NLD Ricky Flynn Motorsport | Smr.131 Dörr, Ben DEU TB Racing Team | Smr.138 Askey, Kai GBR Ricky Flynn Motorsport |
|---------|---|---|---|---|---|
| | theoretisch mögliche Bestzeit 0:43,505 | theoretisch mögliche Bestzeit 0:43,673 | theoretisch mögliche Bestzeit 0:43,750 | theoretisch mögliche Bestzeit 0:43,769 | theoretisch mögliche Bestzeit 0:43,693 |
| best | Ziel Sektion 1 Sektion 2 Sektion 3 0:43,611 0:12,908 0:19,192 0:11,405 | Ziel Sektion 1 Sektion 2 Sektion 3 0:43,734 0:13,034 0:19,176 0:11,463 | Ziel Sektion 1 Sektion 2 Sektion 3 0:43,765 0:12,998 0:19,346 0:11,406 | Ziel Sektion 1 Sektion 2 Sektion 3 0:43,780 0:13,034 0:19,342 0:11,393 | Ziel Sektion 1 Sektion 2 Sektion 3 0:43,885 0:12,948 0:19,284 0:11,461 |
| Runde 1 | 0:49,904 0:15,325 0:21,795 0:12,784 | 0:46,752 0:14,870 0:20,126 0:11,756 | 0:47,696 0:14,985 0:20,726 0:11,985 | 0:46,695 0:14,643 0:20,282 0:11,770 | 0:46,416 0:14,329 0:20,184 0:11,903 |
| Runde 2 | 0:46,447 0:14,397 0:20,350 0:11,700 | 0:44,966 0:13,370 0:19,675 0:11,921 | 0:45,572 0:14,076 0:19,905 0:11,591 | 0:47,885 0:14,362 0:20,357 0:13,166 | 0:44,497 0:13,267 0:19,582 0:11,648 |
| Runde 3 | 0:44,402 0:13,287 0:19,478 0:11,637 | 0:44,078 0:13,154 0:19,354 0:11,570 | 0:44,052 0:13,100 0:19,473 0:11,479 | 0:48,079 0:16,790 0:19,780 0:11,509 | 0:44,865 0:13,213 0:19,922 0:11,730 |
| Runde 4 | 0:43,939 0:12,982 0:19,412 0:11,545 | 0:43,890 0:13,034 0:19,393 0:11,463 | 0:46,370 0:12,998 0:21,271 0:12,101 | 0:43,780 0:13,034 0:19,353 0:11,393 | 0:43,977 0:12,972 0:19,544 0:11,461 |
| Runde 5 | 0:43,611 0:13,014 0:19,192 0:11,405 | 0:44,390 0:13,345 0:19,484 0:11,561 | 0:43,765 0:13,013 0:19,346 0:11,406 | 0:43,995 0:13,074 0:19,342 0:11,579 | 0:44,067 0:13,027 0:19,486 0:11,554 |
| Runde 6 | 0:44,704 0:12,908 0:19,472 0:12,324 | 0:43,734 0:13,036 0:19,176 0:11,522 | 0:46,310 0:13,061 0:20,052 0:13,197 | 0:45,333 0:14,225 0:19,691 0:11,417 | 0:43,885 0:12,948 0:19,284 0:11,653 |
| Runde 7 | | 0:44,051 0:13,157 0:19,355 0:11,539 | 0:14,031 0:23,227 | 0:14,021 0:19,712 | 0:44,927 0:13,003 0:20,247 0:11,677 |
| Runde 8 | | | | | |

DMSB-Reglr:208/2018

Qualifying practice DJKM (DK-Junior) Group 1

Die schnellsten Zeiten

| Ort | Nr. Fahrername | Streckenl. | Zeit | Ø Speed |
|-----------|----------------------|------------|----------|-----------|
| Ziel | 124 Hejgaard, Mikkel | 1107 m | 0:43,611 | 91,4 km/h |
| Sektion 1 | 124 Hejgaard, Mikkel | 329 m | 0:12,908 | 91,8 km/h |
| Sektion 2 | 107 Hanke, Nico | 475 m | 0:19,176 | 89,2 km/h |
| Sektion 3 | 133 Voncken, Luca | 303 m | 0:11,385 | 95,8 km/h |

| | Smr.133 Voncken, Luca DEU DS Kartsport | Smr.105 Bergmeister, Jakob DEU KSM Schumacher Racing Team | Smr.110 Rosam, Max DEU TR Motorsport | Smr.140 Sciomti, Enzo USA CRG Holland | Smr.128 Øgaard, Sebastian DNK TK Racing |
|---------|--|---|--|---|---|
| | theoretisch mögliche Bestzeit 0:43,878 | theoretisch mögliche Bestzeit 0:43,859 | theoretisch mögliche Bestzeit 0:43,969 | theoretisch mögliche Bestzeit 0:43,977 | theoretisch mögliche Bestzeit 0:43,961 |
| | Ziel Sektion 1 Sektion 2 Sektion 3 | Ziel Sektion 1 Sektion 2 Sektion 3 | Ziel Sektion 1 Sektion 2 Sektion 3 | Ziel Sektion 1 Sektion 2 Sektion 3 | Ziel Sektion 1 Sektion 2 Sektion 3 |
| best | 0:43,914 0:13,076 0:19,417 0:11,385 | 0:43,916 0:13,149 0:19,230 0:11,480 | 0:43,972 0:13,150 0:19,317 0:11,502 | 0:43,985 0:13,100 0:19,351 0:11,526 | 0:44,033 0:13,013 0:19,438 0:11,510 |
| Runde 1 | 0:48,778 0:15,046 0:20,903 0:12,829 | 0:52,536 0:15,114 0:21,653 0:15,769 | 0:52,997 0:16,501 0:23,118 0:13,378 | 0:47,120 0:14,611 0:20,440 0:12,069 | 0:50,295 0:16,380 0:21,879 0:12,036 |
| Runde 2 | 0:44,371 0:13,450 0:19,485 0:11,436 | 0:44,753 0:13,501 0:19,598 0:11,654 | 0:47,368 0:15,184 0:20,342 0:11,842 | 0:45,659 0:13,883 0:19,758 0:12,018 | 0:45,672 0:14,142 0:19,775 0:11,755 |
| Runde 3 | 0:43,914 0:13,089 0:19,417 0:11,408 | 0:44,232 0:13,149 0:19,363 0:11,720 | 0:44,722 0:13,476 0:19,569 0:11,677 | 0:44,259 0:13,248 0:19,471 0:11,540 | 0:44,199 0:13,170 0:19,438 0:11,591 |
| Runde 4 | 0:44,641 0:13,203 0:20,053 0:11,385 | 0:45,472 0:13,468 0:19,953 0:12,051 | 0:44,490 0:13,295 0:19,590 0:11,605 | 0:44,056 0:13,123 0:19,407 0:11,526 | 0:44,236 0:13,046 0:19,483 0:11,707 |
| Runde 5 | 0:44,047 0:13,195 0:19,417 0:11,435 | 0:43,916 0:13,206 0:19,230 0:11,480 | 0:44,286 0:13,205 0:19,436 0:11,645 | 0:44,306 0:13,100 0:19,530 0:11,676 | 0:44,131 0:13,033 0:19,444 0:11,654 |
| Runde 6 | 0:44,687 0:13,372 0:19,827 0:11,488 | 0:50,551 0:13,563 0:23,476 0:13,512 | 0:44,904 0:13,328 0:20,043 0:11,533 | 0:43,985 0:13,104 0:19,351 0:11,530 | 0:44,033 0:13,051 0:19,472 0:11,510 |
| Runde 7 | 0:44,010 0:13,076 0:19,430 0:11,504 | 0:17,426 0:22,852 | 0:43,972 0:13,150 0:19,317 0:11,505 | 0:44,502 0:13,529 0:19,372 0:11,601 | 0:44,121 0:13,013 0:19,482 0:11,626 |
| Runde 8 | | | 0:44,141 0:13,245 0:19,394 0:11,502 | | |

Qualifying practice DJKM (OK-Junior) Group 1

Die schnellsten Zeiten

| Ort | Nr. Fahrername | Streckenl. | Zeit | Ø Speed |
|-----------|----------------------|------------|----------|-----------|
| Ziel | 124 Hejgaard, Mikkel | 1107 m | 0:43,611 | 91,4 km/h |
| Sektion 1 | 124 Hejgaard, Mikkel | 329 m | 0:12,908 | 91,8 km/h |
| Sektion 2 | 107 Hanke, Nico | 475 m | 0:19,176 | 89,2 km/h |
| Sektion 3 | 133 Voncken, Luca | 303 m | 0:11,385 | 95,8 km/h |

| | Snr.186 Pizzi,Francesco ITA LENNOX RACING TEAM theoretisch mögliche Bestzeit 0:44,031 | Snr.174 Rauer,Fabio DEU KSM Schumacher Racing Team theoretisch mögliche Bestzeit 0:44,035 | Snr.182 Gregor,Daniel DEU LRT Lamari Racing Team theoretisch mögliche Bestzeit 0:43,988 | Snr.130 Knopp,Josef CZE TB Racing Team theoretisch mögliche Bestzeit 0:44,056 | Snr.120 Spino,Alfio Andrea ITA CRG Holland theoretisch mögliche Bestzeit 0:44,042 |
|---------|--|--|--|--|--|
| best | 0:44,061 0:13,202 0:19,279 0:11,550 | 0:44,082 0:13,115 0:19,384 0:11,536 | 0:44,128 0:13,108 0:19,382 0:11,498 | 0:44,148 0:13,087 0:19,435 0:11,534 | 0:44,179 0:13,174 0:19,411 0:11,457 |
| Runde 1 | 0:48,123 0:14,556 0:21,508 0:12,059 | 0:48,092 0:15,096 0:20,923 0:12,073 | 0:50,030 0:15,532 0:21,910 0:12,588 | 0:47,276 0:15,226 0:20,181 0:11,869 | 0:50,337 0:16,076 0:21,960 0:12,301 |
| Runde 2 | 0:44,640 0:13,440 0:19,575 0:11,625 | 0:45,214 0:13,590 0:19,924 0:11,700 | 0:46,247 0:14,263 0:20,148 0:11,836 | 0:46,059 0:13,522 0:20,433 0:12,104 | 0:44,675 0:13,331 0:19,611 0:11,733 |
| Runde 3 | 0:44,364 0:13,250 0:19,465 0:11,649 | 0:44,082 0:13,162 0:19,384 0:11,536 | 0:44,128 0:13,207 0:19,382 0:11,539 | 0:44,490 0:13,341 0:19,513 0:11,636 | 0:44,463 0:13,253 0:19,566 0:11,644 |
| Runde 4 | 0:44,132 0:13,243 0:19,322 0:11,567 | 0:44,172 0:13,115 0:19,510 0:11,547 | 0:44,510 0:13,108 0:19,470 0:11,932 | 0:44,197 0:13,168 0:19,435 0:11,594 | 0:44,486 0:13,254 0:19,612 0:11,620 |
| Runde 5 | 0:44,061 0:13,232 0:19,279 0:11,550 | 0:44,975 0:13,203 0:19,965 0:11,807 | 0:44,170 0:13,248 0:19,424 0:11,498 | 0:44,256 0:13,225 0:19,462 0:11,569 | 0:44,213 0:13,174 0:19,411 0:11,628 |
| Runde 6 | 0:44,572 0:13,226 0:19,715 0:11,631 | 0:45,761 0:13,723 0:20,149 0:11,889 | 0:44,513 0:13,168 0:19,554 0:11,791 | 0:44,148 0:13,104 0:19,510 0:11,534 | 0:44,179 0:13,191 0:19,531 0:11,457 |
| Runde 7 | 0:44,254 0:13,202 0:19,421 0:11,631 | 0:44,758 0:13,266 0:19,727 0:11,765 | | 0:44,571 0:13,087 0:19,563 0:11,921 | 0:46,194 0:13,310 0:20,917 0:11,967 |
| Runde 8 | | | | | |



DMSB-Reglir: 208/2018

Qualifying practice DJKM (OK-Junior) Group 1

Die schnellsten Zeiten

| Ort | Nr. Fahrername | Streckenl. | Zeit | Ø Speed |
|-----------|----------------------|------------|----------|-----------|
| Ziel | 124 Hejgaard, Mikkel | 1107 m | 0:43,611 | 91,4 km/h |
| Sektion 1 | 124 Hejgaard, Mikkel | 329 m | 0:12,908 | 91,8 km/h |
| Sektion 2 | 107 Hanke, Nico | 475 m | 0:19,176 | 89,2 km/h |
| Sektion 3 | 133 Voncken, Luca | 303 m | 0:11,385 | 95,8 km/h |

| | Snr.134 Eichenberger, Gaia CHE Valier Motorsport theoretisch mögliche Bestzeit 0:44,290 | Snr.126 Dolischka, Jorden AUT KSB RACING TEAM theoretisch mögliche Bestzeit 0:44,221 | Snr.108 Weimann, Jule DEU Solgat Motorsport theoretisch mögliche Bestzeit 0:44,392 | Snr.112 Lagrotherio, Antonio CHE Innovate Competition theoretisch mögliche Bestzeit 0:44,467 | Snr.169 Revesz, Levente HUN LENNOX RACING TEAM theoretisch mögliche Bestzeit 0:44,621 |
|---------|--|---|---|---|--|
| best | 0:44,303 | 0:44,326 | 0:44,392 | 0:44,536 | 0:44,722 |
| Runde 1 | 0:47,879 | 0:48,394 | 0:50,483 | 0:47,277 | 0:48,803 |
| Runde 2 | 0:45,135 | 0:46,564 | 0:46,608 | 0:45,247 | 0:45,244 |
| Runde 3 | 0:45,490 | 0:44,326 | 0:45,157 | 0:44,826 | 0:45,258 |
| Runde 4 | 0:44,925 | 0:44,342 | 0:46,208 | 0:44,536 | 0:44,858 |
| Runde 5 | 0:44,436 | 0:44,428 | 0:44,568 | 0:47,756 | 0:44,722 |
| Runde 6 | 0:48,647 | 0:45,140 | 0:45,114 | 0:53,548 | 0:49,809 |
| Runde 7 | 0:44,303 | 0:13,210 | 0:44,392 | 0:16,312 | 0:14,035 |
| Runde 8 | 0:13,135 | 0:19,521 | 0:13,233 | 0:13,767 | 0:14,524 |
| | 0:11,647 | 0:12,160 | 0:11,647 | 0:20,692 | 0:24,194 |
| | 0:19,521 | 0:12,682 | 0:19,599 | 0:19,602 | 0:19,726 |
| | 0:19,521 | 0:11,899 | 0:19,946 | 0:19,602 | 0:19,726 |
| | 0:20,316 | 0:11,769 | 0:19,717 | 0:19,852 | 0:19,982 |
| | 0:19,837 | 0:11,735 | 0:20,858 | 0:19,602 | 0:19,786 |
| | 0:19,592 | 0:11,722 | 0:19,625 | 0:14,989 | 0:19,726 |
| | 0:23,045 | 0:12,007 | 0:20,157 | 0:16,312 | 0:19,924 |
| | 0:19,521 | 0:11,647 | 0:19,599 | 0:14,001 | 0:14,524 |
| | 0:12,160 | 0:12,682 | 0:11,560 | 0:20,692 | 0:24,194 |
| | 0:11,786 | 0:11,899 | 0:11,695 | 0:20,006 | 0:19,761 |
| | 0:11,769 | 0:11,583 | 0:12,114 | 0:13,315 | 0:13,341 |
| | 0:11,735 | 0:11,585 | 0:12,735 | 0:13,315 | 0:13,362 |
| | 0:11,722 | 0:11,644 | 0:11,785 | 0:13,206 | 0:13,362 |
| | 0:12,007 | 0:12,287 | 0:11,615 | 0:14,989 | 0:13,362 |
| | 0:11,647 | 0:12,287 | 0:11,712 | 0:20,792 | 0:19,786 |
| | | | 0:11,712 | 0:23,235 | 0:19,786 |
| | | | 0:11,560 | 0:14,001 | 0:19,786 |
| | | | 0:11,560 | 0:20,692 | 0:19,786 |

DMSB-Reglir: 208/2018

Qualifying practice DJKM (OK-Junior) Group 1

Die schnellsten Zeiten

| Ort | Nr. Fahrername | Zeit | Streckenl. | Ø Speed |
|-----------|----------------------|----------|------------|-----------|
| Ziel | 124 Hejgaard, Mikkel | 0:43,611 | 1107 m | 91,4 km/h |
| Sektion 1 | 124 Hejgaard, Mikkel | 0:12,908 | 329 m | 91,8 km/h |
| Sektion 2 | 107 Hanke, Nico | 0:19,176 | 475 m | 89,2 km/h |
| Sektion 3 | 133 Voncken, Luca | 0:11,385 | 303 m | 95,8 km/h |

Stnr.151 Stradsbader, Gilles
BEL

Daems Racing Team

theoretisch mögliche Bestzeit 0:44,738

Ziel Sektion 1 Sektion 2 Sektion 3

best 0:44,820 0:13,287 0:19,735 0:11,716

Runde 1 0:47,797 0:14,973 0:20,540 0:12,284

Runde 2 0:44,977 0:13,484 0:19,777 0:11,716

Runde 3 0:44,977 0:13,287 0:19,735 0:11,955

Runde 4 0:49,808 0:16,097 0:21,746 0:11,965

Runde 5 0:44,820 0:13,309 0:19,761 0:11,750

Runde 6 0:47,755 0:13,357 0:20,906 0:13,492

Runde 7 0:13,716 0:23,029

Stnr.113 Tohum,Arthur
DEU

TR Motorsport

theoretisch mögliche Bestzeit 0:14,737

Ziel Sektion 1 Sektion 2 Sektion 3

best 0:14,737

Runde 1 0:14,737

Runde 2 0:14,737

Runde 3 0:14,737

Runde 4 0:14,737

Runde 5 0:14,737

Runde 6 0:14,737

Runde 7 0:14,737

Strecke / track: 1107m
 started: 22 classified: 22 not classified: 0

Doc. 4

| Pos | Str. Nr. | Fahrer Driver | Nation | Bewerber/Sponsor | Nation | Lizenz/B-Lizenz | Chassis/Motor/Reifen | Runden Laps | Gesamtzeit Differenz | Abstand Gap | beste Runde best Lap | in N. in L. | o Geschw. o Speed |
|-----|----------|--------------------------|--------|----------------------------|--------|-----------------------------|--------------------------------|-------------|----------------------|-------------|----------------------|-------------|-------------------|
| 1 | 139 | O'sullivan, Zak | GBR | Ricky Flynn Motorsport | GBR | 274547 162392 | FA Kart / Vortex / Vega | 11 | | | 0:43,613 | 10 | 91,4 km/h |
| 2 | 145 | Van Hoepen, Laurens | NLD | TONY KART RACING TEAM | ITA | 39403 296168 40401 | TONY KART / VORTEX / Vega | 11 | 0:00,385 | 0:00,385 | 0:43,998 | 11 | 90,6 km/h |
| 3 | 129 | Ploeg, Bart | NLD | Zanardi Racing Team | NLD | 28613 | CRG / Parilla / Vega | 12 | 0:00,514 | 0:00,129 | 0:44,127 | 5 | 90,3 km/h |
| 4 | 175 | Koelschbach, Carl Louis | DEU | Achim Koelschbach | DEU | IKC 1172727 BEK 1194935 | Sodi / IAME / Vega | 12 | 0:00,540 | 0:00,026 | 0:44,153 | 4 | 90,3 km/h |
| 5 | 161 | Brienza, Joseph | USA | Ward Racing | SWE | K1852-SK-18 JR-C 102 | Tonykart / Vortex / Vega | 5 | 0:00,568 | 0:00,028 | 0:44,181 | 5 | 90,2 km/h |
| 6 | 135 | Degnbol, Noah | DNK | RS Competition | DNK | 65659 36053 | Tony Kart / Vortex / Vega | 13 | 0:00,576 | 0:00,008 | 0:44,189 | 9 | 90,2 km/h |
| 7 | 109 | Mesch, Joel | DEU | KSM Schumacher Racing Team | DEU | IKCJ 1179312 KBF 1067587 | Tony Kart / Vortex / Vega | 13 | 0:00,596 | 0:00,020 | 0:44,209 | 5 | 90,1 km/h |
| 8 | 127 | Primm, Simon Connor | DEU | Team NKS | DEU | IKCJ 1171081 KBF 1050071 | DR / TM / Vega | 13 | 0:00,676 | 0:00,080 | 0:44,289 | 8 | 90,0 km/h |
| 9 | 171 | Griggs, Luca | GBR | LENNOX RACING TEAM | ITA | 298409 322955 | Exprit / Vortex / Vega | 12 | 0:00,682 | 0:00,006 | 0:44,295 | 12 | 90,0 km/h |
| 10 | 176 | Kramer, Pablo | DEU | FS-RL Competition | DEU | IKJ 1151450 KBF 1132168 | CRG / TM / Vega | 13 | 0:00,693 | 0:00,011 | 0:44,306 | 5 | 89,9 km/h |
| 11 | 121 | Bröer, Cherine | DEU | ADAC Weser-Ems e.V. | DEU | IKCJ 1155880 BIC 1065028 | CRG / TM / Vega | 11 | 0:00,735 | 0:00,042 | 0:44,348 | 6 | 89,9 km/h |
| 12 | 111 | Naude, Toni Kayla | CHE | Innovate Competition | CHE | 500287 500033 | Exprit / TM / Vega | 13 | 0:00,794 | 0:00,059 | 0:44,407 | 9 | 89,7 km/h |
| 13 | 136 | Rees, Matthew | GBR | Ricky Flynn Motorsport | GBR | 252931 162392 | FA Kart / Vortex / Vega | 9 | 0:00,877 | 0:00,083 | 0:44,490 | 4 | 89,6 km/h |
| 14 | 141 | Han, Chenyu | CHN | TB Racing Team | DEU | 18 KC 1026 KBF 1116906 | Kart Republic / Parilla / Vega | 6 | 0:00,926 | 0:00,049 | 0:44,539 | 3 | 89,5 km/h |
| 15 | 114 | Ried, Jonas | DEU | Solgat Motorsport | DEU | IKCJ 1167350 KBF 1079882 | Ricciardo / TM / Vega | 11 | 0:00,945 | 0:00,019 | 0:44,558 | 11 | 89,4 km/h |
| 16 | 183 | Sutens, Jarno | BEL | Flandria Kart | BEL | 913125 910131 | RK / IAME / Vega | 11 | 0:01,067 | 0:00,122 | 0:44,680 | 7 | 89,2 km/h |
| 17 | 115 | Litvinenko, Egor | DEU | FS-RL Competition | DEU | IKCJ 1181442 KBF 1132168 | CRG / TM / Vega | 13 | 0:01,136 | 0:00,069 | 0:44,749 | 10 | 89,1 km/h |
| 18 | 125 | Karlsson, William | SWE | JP Racing | SWE | 200510185879 105 | Exprit / TM / Vega | 12 | 0:01,361 | 0:00,225 | 0:44,974 | 4 | 88,6 km/h |
| 19 | 184 | Bösing, Maximilian | DEU | Millennium Racing Team | DEU | IKCJ 1168337 KBF 1095578 | Tony Kart / TM / Vega | 12 | 0:01,831 | 0:00,470 | 0:45,444 | 4 | 87,7 km/h |
| 20 | 185 | Bergman, Calle | SWE | Ward Racing | SWE | 200509023073 102 | Tonykart / Vortex / Vega | 12 | 0:02,039 | 0:00,208 | 0:45,652 | 8 | 87,3 km/h |
| 21 | 122 | Ringdahl, Neo | SWE | JP Racing | SWE | 200603285693 105 | Exprit / Vortex / Vega | 10 | 0:02,059 | 0:00,020 | 0:45,672 | 5 | 87,3 km/h |
| 22 | 154 | Bönighausen, Colin Jamie | DEU | KSM Schumacher Racing Team | DEU | IKCJ 1179397 KBF 1067587 | Tony Kart / Vortex / Vega | 0 | | | | | |

Rennleitung: Volker Ehekircher Racedirektor: Thomas Lainer
 Sportkommissare: Thomas Ferrero / Ulrich Bell / Peter Brings / Tobias Amann
 Techn. Kommissare: H.-J. Dangers / A.Sengpiel / M. Grasshoff / C. Schmidt / D.Pietzko
 Zeitnahme: KART-DATA timing service Franz Schieszler / Martin Summerer

DMSB-Reg.Nr.:206/2018

free practice DJKM (OK-Junior) Group 2

Strecke / track: 1107 started: 22 classified: 22 not classified: 0

| Fahrename Driver | O´ Sullivan Zak | Van Hoepen Laurens | Ploeg Bart | Koelschbach Carl Louis | Brienza Joseph | Degnbol Noah | Mesch Joel | Primm Simon Connor | Griggs Luca | Kramer Pablo | Bröer Cherrine | Naude Toni Kayla |
|------------------------------|--------------------|-----------------------|-------------------|---------------------------|-------------------|-------------------|-------------------|-----------------------|--------------------|-------------------|-------------------|---------------------|
| schnellste Runde in Runde | 0:43,613 Rn. 10 | 0:43,998 Rn. 11 | 0:44,127 Rn. 5 | 0:44,153 Rn. 4 | 0:44,181 Rn. 5 | 0:44,189 Rn. 9 | 0:44,209 Rn. 5 | 0:44,289 Rn. 8 | 0:44,295 Rn. 12 | 0:44,306 Rn. 5 | 0:44,348 Rn. 6 | 0:44,407 Rn. 9 |
| Speed | 91,4 km/h | 90,6 km/h | 90,3 km/h | 90,3 km/h | 90,2 km/h | 90,2 km/h | 90,1 km/h | 90,0 km/h | 90,0 km/h | 89,9 km/h | 89,9 km/h | 89,7 km/h |
| Lap 1 | 0:46,831 | 0:46,800 | 0:56,358 | 0:52,534 | 0:49,187 | 0:50,957 | 0:49,675 | 0:46,516 | 0:47,332 | 0:50,748 | 2:53,038 | 0:50,258 |
| Lap 2 | 0:45,818 | 0:45,054 | 0:46,631 | 0:45,369 | 0:50,953 | 0:47,093 | 0:45,138 | 0:45,990 | 0:45,936 | 0:46,328 | 0:50,904 | 0:45,534 |
| Lap 3 | 0:44,307 | 0:44,518 | 0:45,424 | 0:44,789 | 0:45,015 | 0:45,237 | 0:45,024 | 0:44,437 | 0:45,047 | 0:45,025 | 0:45,964 | 0:45,877 |
| Lap 4 | 0:43,967 | 0:44,211 | 0:46,318 | 0:44,153 | 0:44,451 | 0:44,969 | 0:44,730 | 0:44,296 | 0:44,482 | 0:44,964 | 0:46,144 | 0:44,411 |
| Lap 5 | 0:43,871 | 0:44,524 | 0:44,127 | 0:44,529 | 0:44,181 | 0:44,345 | 0:44,209 | 0:44,471 | 0:44,434 | 0:44,306 | 0:44,465 | 0:44,499 |
| Lap 6 | 2:32,252 | 0:44,169 | 0:44,169 | 0:44,598 | 0:46,037 | 0:46,037 | 0:44,242 | 0:46,115 | 0:45,361 | 0:45,985 | 0:44,348 | 0:44,501 |
| Lap 7 | 0:47,203 | 2:35,654 | 0:44,554 | 1:20,595 | 0:45,943 | 0:45,943 | 0:46,082 | 0:45,282 | 2:01,323 | 0:45,549 | 0:44,812 | 0:51,379 |
| Lap 8 | 0:50,281 | 0:48,101 | 1:32,202 | 0:44,493 | 0:44,761 | 0:44,761 | 0:44,245 | 0:44,289 | 0:46,846 | 0:46,139 | 0:44,616 | 0:45,703 |
| Lap 9 | 0:43,974 | 0:44,159 | 0:47,509 | 0:44,945 | 0:44,189 | 0:44,189 | 0:46,121 | 0:44,571 | 0:44,836 | 0:44,688 | 0:44,768 | 0:44,407 |
| Lap 10 | 0:43,613 | 0:44,174 | 0:44,437 | 0:44,393 | 0:44,895 | 0:44,895 | 0:44,285 | 0:44,630 | 0:44,759 | 0:44,452 | 0:44,530 | 0:44,883 |
| Lap 11 | 0:44,743 | 0:43,998 | 0:44,334 | 0:46,052 | 0:45,049 | 0:45,049 | 0:44,367 | 0:47,350 | 0:44,302 | 0:45,293 | 0:44,630 | 0:45,187 |
| Lap 12 | | | 0:44,284 | 0:45,328 | 0:45,105 | 0:45,105 | 0:44,248 | 0:47,975 | 0:44,295 | 0:45,113 | 0:44,630 | 0:45,400 |
| Lap 13 | | | | | 0:44,957 | 0:44,957 | 0:44,216 | 0:44,969 | 0:45,575 | 0:45,575 | 0:44,630 | 0:46,392 |

free practice DJKM (OK-Junior) Group 2

| Fahrername Driver | Rees Matthew | Han Chenyu | Ried Jonas | Sutens Jarno | Litvinenko Egor | Karlisson William | Bösing Maximilian | Bergman Calle | Ringdahl Neo | Bönighausen Colin Jamie |
|------------------------------|-------------------|-------------------|--------------------|-------------------|--------------------|----------------------|----------------------|-------------------|-------------------|----------------------------|
| schnellste Runde in Runde | 0:44,490 Rn. 4 | 0:44,539 Rn. 3 | 0:44,558 Rn. 11 | 0:44,680 Rn. 7 | 0:44,749 Rn. 10 | 0:44,974 Rn. 4 | 0:45,444 Rn. 4 | 0:45,652 Rn. 8 | 0:45,672 Rn. 5 | |
| Speed | 89,6 km/h | 89,5 km/h | 89,4 km/h | 89,2 km/h | 89,1 km/h | 88,6 km/h | 87,7 km/h | 87,3 km/h | 87,3 km/h | |
| Lap 1 | 0:58,766 | 0:48,517 | 0:48,805 | 0:49,900 | 0:51,397 | 0:53,084 | 0:50,122 | 0:55,379 | 0:48,840 | |
| Lap 2 | 0:45,515 | 0:45,135 | 0:45,976 | 0:45,502 | 0:46,902 | 0:46,547 | 0:46,738 | 0:48,715 | 0:46,718 | |
| Lap 3 | 0:44,817 | 0:44,539 | 0:45,589 | 1:25,097 | 0:45,202 | 0:45,448 | 0:46,608 | 0:47,832 | 0:49,138 | |
| Lap 4 | 0:44,490 | 0:44,568 | 0:45,228 | 0:46,679 | 0:45,096 | 0:44,974 | 0:45,444 | 0:48,189 | 0:45,978 | |
| Lap 5 | 2:59,249 | 1:32,673 | 2:19,734 | 0:44,848 | 0:45,472 | 0:45,398 | 0:48,282 | 0:46,612 | 0:45,672 | |
| Lap 6 | 0:49,910 | 0:46,853 | 0:47,672 | 0:44,940 | 0:44,920 | 0:45,658 | 0:46,313 | 0:46,130 | 1:49,316 | |
| Lap 7 | 0:46,209 | | 0:45,041 | 0:44,680 | 0:45,521 | 0:45,661 | 0:45,602 | 0:46,190 | 0:46,725 | |
| Lap 8 | 0:44,772 | | 0:45,285 | 0:45,013 | 0:45,421 | 0:45,334 | 0:45,778 | 0:45,652 | 0:46,054 | |
| Lap 9 | 0:44,796 | | 0:44,952 | 0:45,531 | 0:44,938 | 0:46,251 | 0:45,853 | 0:46,231 | 0:46,422 | |
| Lap 10 | | | 0:44,817 | 0:46,159 | 0:44,749 | 0:46,080 | 0:46,298 | 0:47,375 | 0:45,970 | |
| Lap 11 | | | 0:44,558 | 0:44,934 | 0:45,326 | 0:45,774 | 0:45,734 | 0:47,880 | | |
| Lap 12 | | | | | 0:45,222 | 0:47,161 | 0:45,750 | 0:46,495 | | |
| Lap 13 | | | | | 0:45,320 | | | | | |

Strecke / track: 1107 started: 22 classified: 22 not classified: 0

free practice DJKM (OK-Junior) Group 2

| Ziel | | Sektion 1 | | Sektion 2 | | Sektion 3 | |
|--------------------------------|----------|-----------------------------|----------|-----------------------------|----------|-----------------------------|----------|
| Fahrername | Zeit | Fahrername | Zeit | Fahrername | Zeit | Fahrername | Zeit |
| 1 139 O'sullivan,Zak | 0:43,613 | 139 O'sullivan,Zak | 0:12,928 | 139 O'sullivan,Zak | 0:19,160 | 139 O'sullivan,Zak | 0:11,359 |
| 2 145 Van Hoepen,Laurens | 0:43,998 | 175 Koelschbach,Carl Louis | 0:12,995 | 145 Van Hoepen,Laurens | 0:19,275 | 129 Ploeg,Bart | 0:11,405 |
| 3 129 Ploeg,Bart | 0:44,127 | 109 Mesch,Joel | 0:13,040 | 171 Griggs,Luca | 0:19,299 | 121 Bröer,Cherine | 0:11,473 |
| 4 175 Koelschbach,Carl Louis | 0:44,153 | 129 Ploeg,Bart | 0:13,050 | 176 Kramer,Pablo | 0:19,318 | 145 Van Hoepen,Laurens | 0:11,485 |
| 5 161 Brienza,Joseph | 0:44,181 | 145 Van Hoepen,Laurens | 0:13,065 | 161 Brienza,Joseph | 0:19,361 | 109 Mesch,Joel | 0:11,496 |
| 6 135 Degnbol,Noah | 0:44,189 | 135 Degnbol,Noah | 0:13,151 | 111 Naude,Toni Kayla | 0:19,370 | 127 Primm,Simon Connor | 0:11,513 |
| 7 109 Mesch,Joel | 0:44,209 | 161 Brienza,Joseph | 0:13,157 | 175 Koelschbach,Carl Louis | 0:19,371 | 175 Koelschbach,Carl Louis | 0:11,517 |
| 8 127 Primm,Simon Connor | 0:44,289 | 141 Han,Chenyu | 0:13,187 | 127 Primm,Simon Connor | 0:19,382 | 111 Naude,Toni Kayla | 0:11,546 |
| 9 171 Griggs,Luca | 0:44,295 | 111 Naude,Toni Kayla | 0:13,195 | 121 Bröer,Cherine | 0:19,407 | 161 Brienza,Joseph | 0:11,561 |
| 10 176 Kramer,Pablo | 0:44,306 | 176 Kramer,Pablo | 0:13,197 | 109 Mesch,Joel | 0:19,417 | 135 Degnbol,Noah | 0:11,576 |
| 11 121 Bröer,Cherine | 0:44,348 | 127 Primm,Simon Connor | 0:13,198 | 129 Ploeg,Bart | 0:19,450 | 114 Ried,Jonas | 0:11,606 |
| 12 111 Naude,Toni Kayla | 0:44,407 | 136 Rees,Matthew | 0:13,199 | 136 Rees,Matthew | 0:19,455 | 141 Han,Chenyu | 0:11,613 |
| 13 136 Rees,Matthew | 0:44,490 | 171 Griggs,Luca | 0:13,200 | 135 Degnbol,Noah | 0:19,462 | 171 Griggs,Luca | 0:11,625 |
| 14 141 Han,Chenyu | 0:44,539 | 183 Sutens,Jarno | 0:13,233 | 114 Ried,Jonas | 0:19,484 | 176 Kramer,Pablo | 0:11,646 |
| 15 114 Ried,Jonas | 0:44,558 | 115 Litvinenko,Egor | 0:13,288 | 141 Han,Chenyu | 0:19,519 | 136 Rees,Matthew | 0:11,667 |
| 16 183 Sutens,Jarno | 0:44,680 | 121 Bröer,Cherine | 0:13,303 | 125 Karlsson,William | 0:19,569 | 183 Sutens,Jarno | 0:11,678 |
| 17 115 Litvinenko,Egor | 0:44,749 | 125 Karlsson,William | 0:13,304 | 115 Litvinenko,Egor | 0:19,652 | 115 Litvinenko,Egor | 0:11,686 |
| 18 125 Karlsson,William | 0:44,974 | 114 Ried,Jonas | 0:13,321 | 183 Sutens,Jarno | 0:19,684 | 122 Ringdahl,Neo | 0:11,699 |
| 19 184 Bösing,Maximilian | 0:45,444 | 185 Bergman,Calle | 0:13,331 | 184 Bösing,Maximilian | 0:19,849 | 184 Bösing,Maximilian | 0:11,809 |
| 20 185 Bergman,Calle | 0:45,652 | 122 Ringdahl,Neo | 0:13,356 | 122 Ringdahl,Neo | 0:20,024 | 125 Karlsson,William | 0:11,847 |
| 21 122 Ringdahl,Neo | 0:45,672 | 184 Bösing,Maximilian | 0:13,552 | 185 Bergman,Calle | 0:20,197 | 185 Bergman,Calle | 0:12,082 |
| 22 154 Bönighausen,Colin Jamie | | 154 Bönighausen,Colin Jamie | | 154 Bönighausen,Colin Jamie | | 154 Bönighausen,Colin Jamie | |

free practice DJKM (OK-Junior) Group 2

Die schnellsten Zeiten

| Ort | Nr. Fahrername | Streckenkil. | Zeit | Ø Speed |
|-----------|---------------------|--------------|----------|-----------|
| Ziel | 139 0' sullivan,Zak | 1107 m | 0:43,613 | 91,4 km/h |
| Sektion 1 | 139 0' sullivan,Zak | 329 m | 0:12,928 | 91,6 km/h |
| Sektion 2 | 139 0' sullivan,Zak | 475 m | 0:19,160 | 89,2 km/h |
| Sektion 3 | 139 0' sullivan,Zak | 303 m | 0:11,359 | 96,0 km/h |

| | Snr.139 0' sullivan,Zak GBR Ricky Flynn Motorsport theoretisch mögliche Bestzeit 0:43,447 | Snr.145 Van Hoepen,Laurens NLD TONY KART RACING TEAM theoretisch mögliche Bestzeit 0:43,825 | Snr.129 Ploeg,Bart NLD Zanardi Racing Team theoretisch mögliche Bestzeit 0:43,905 | Snr.175 Koelschbach,Carl Louis DEU Achim Koelschbach theoretisch mögliche Bestzeit 0:43,883 | Snr.161 Brienza,Joseph USA Ward Racing theoretisch mögliche Bestzeit 0:44,079 |
|----------|--|--|--|--|--|
| best | 0:43,613 0:12,928 0:19,160 0:11,359 | 0:43,998 0:13,065 0:19,275 0:11,485 | 0:44,127 0:13,050 0:19,450 0:11,405 | 0:44,153 0:12,995 0:19,371 0:11,517 | 0:44,181 0:13,157 0:19,361 0:11,561 |
| Runde 1 | 0:46,831 0:14,644 0:20,249 0:11,938 | 0:46,800 0:14,725 0:20,248 0:11,827 | 0:56,358 0:17,001 0:26,077 0:13,280 | 0:52,534 0:14,835 0:24,212 0:13,487 | 0:49,187 0:16,080 0:21,022 0:12,085 |
| Runde 2 | 0:45,818 0:13,553 0:19,956 0:12,309 | 0:45,054 0:13,534 0:19,767 0:11,753 | 0:46,631 0:13,529 0:19,881 0:13,221 | 0:45,369 0:13,895 0:19,760 0:11,714 | 0:50,953 0:13,442 0:22,287 0:15,224 |
| Runde 3 | 0:44,307 0:13,213 0:19,511 0:11,583 | 0:44,518 0:13,380 0:19,470 0:11,668 | 0:45,424 0:14,131 0:19,757 0:11,536 | 0:44,789 0:13,298 0:19,735 0:11,756 | 0:45,015 0:13,481 0:19,721 0:11,813 |
| Runde 4 | 0:43,967 0:13,084 0:19,454 0:11,429 | 0:44,211 0:13,184 0:19,299 0:11,728 | 0:46,318 0:13,050 0:20,951 0:12,317 | 0:44,153 0:13,114 0:19,371 0:11,668 | 0:44,451 0:13,385 0:19,505 0:11,561 |
| Runde 5 | 0:43,871 0:13,108 0:19,290 0:11,473 | 0:44,524 0:13,288 0:19,581 0:11,655 | 0:44,127 0:13,191 0:19,531 0:11,405 | 0:44,529 0:12,995 0:19,798 0:11,736 | 0:44,181 0:13,157 0:19,361 0:11,663 |
| Runde 6 | 2:32,252 0:13,694 0:19,600 1:58,958 | 0:44,169 0:13,266 0:19,320 0:11,583 | 0:44,169 0:13,081 0:19,489 0:11,599 | 0:44,598 0:13,144 0:19,809 0:11,645 | |
| Runde 7 | 0:47,203 0:15,133 0:20,191 0:11,879 | 2:35,654 0:13,065 0:19,533 2:03,056 | 0:44,554 0:13,120 0:19,880 0:11,554 | 1:20,595 0:13,308 0:19,614 0:47,673 | |
| Runde 8 | 0:50,281 0:13,296 0:22,374 0:14,611 | 0:48,101 0:14,659 0:20,692 0:12,750 | 1:32,202 0:13,077 0:20,233 0:58,892 | 0:44,493 0:13,569 0:19,407 0:11,517 | |
| Runde 9 | 0:43,974 0:13,053 0:19,317 0:11,604 | 0:44,159 0:13,258 0:19,296 0:11,605 | 0:47,509 0:13,925 0:20,784 0:12,800 | 0:44,945 0:13,325 0:19,667 0:11,953 | |
| Runde 10 | 0:43,613 0:13,030 0:19,224 0:11,359 | 0:44,174 0:13,273 0:19,416 0:11,485 | 0:44,437 0:13,135 0:19,590 0:11,712 | 0:44,393 0:13,183 0:19,689 0:11,521 | |
| Runde 11 | 0:44,743 0:12,928 0:19,160 0:12,655 | 0:43,998 0:13,158 0:19,275 0:11,565 | 0:44,334 0:13,134 0:19,450 0:11,750 | 0:46,052 0:13,556 0:20,749 0:11,747 | |
| Runde 12 | | | 0:44,284 0:13,290 0:19,457 0:11,537 | 0:45,328 0:13,006 0:19,859 0:12,463 | |
| Runde 13 | | | | | |

free practice DJKM (DK-Junior) Group 2

Die schnellsten Zeiten

| Ort | Nr. Fahrername | Streckenl. | Zeit | Ø Speed |
|-----------|---------------------|------------|----------|-----------|
| Ziel | 139 0' sullivan,Zak | 1107 m | 0:43,613 | 91,4 km/h |
| Sektion 1 | 139 0' sullivan,Zak | 329 m | 0:12,928 | 91,6 km/h |
| Sektion 2 | 139 0' sullivan,Zak | 475 m | 0:19,160 | 89,2 km/h |
| Sektion 3 | 139 0' sullivan,Zak | 303 m | 0:11,359 | 96,0 km/h |

| | Snr.135 Degnbol,Noah DNK RS Competition theoretisch mögliche Bestzeit 0:44,189 | Snr.109 Mesch,Joel DEU KSM Schumacher Racing Team theoretisch mögliche Bestzeit 0:43,953 | Snr.127 Primm,Simon Connor DEU Team NKS theoretisch mögliche Bestzeit 0:44,093 | Snr.171 Griggs,Luca GBR LENNOX RACING TEAM theoretisch mögliche Bestzeit 0:44,124 | Snr.176 Kramer,Pablo DEU FS-RL Competition theoretisch mögliche Bestzeit 0:44,161 |
|----------|---|---|---|--|--|
| best | Ziel Sektion 1 Sektion 2 Sektion 3 0:44,189 0:13,151 0:19,462 0:11,576 | Ziel Sektion 1 Sektion 2 Sektion 3 0:44,209 0:13,040 0:19,417 0:11,496 | Ziel Sektion 1 Sektion 2 Sektion 3 0:44,289 0:13,198 0:19,382 0:11,513 | Ziel Sektion 1 Sektion 2 Sektion 3 0:44,295 0:13,200 0:19,299 0:11,625 | Ziel Sektion 1 Sektion 2 Sektion 3 0:44,306 0:13,197 0:19,318 0:11,646 |
| Runde 1 | 0:50,957 0:16,403 0:22,200 0:12,354 | 0:49,675 0:16,406 0:20,878 0:12,391 | 0:46,516 0:14,347 0:20,084 0:12,085 | 0:47,332 0:14,584 0:20,560 0:12,188 | 0:50,748 0:15,511 0:22,823 0:12,414 |
| Runde 2 | 0:47,093 0:14,510 0:20,489 0:12,094 | 0:45,138 0:13,446 0:19,838 0:11,854 | 0:45,990 0:14,275 0:19,876 0:11,839 | 0:45,936 0:14,139 0:19,927 0:11,870 | 0:46,328 0:14,295 0:20,087 0:11,946 |
| Runde 3 | 0:45,237 0:13,481 0:19,954 0:11,802 | 0:45,024 0:13,229 0:20,082 0:11,713 | 0:44,437 0:13,306 0:19,488 0:11,643 | 0:45,047 0:13,829 0:19,477 0:11,741 | 0:45,025 0:13,246 0:19,787 0:11,992 |
| Runde 4 | 0:44,969 0:13,535 0:19,702 0:11,732 | 0:44,730 0:13,357 0:19,785 0:11,588 | 0:44,296 0:13,258 0:19,420 0:11,618 | 0:44,482 0:13,228 0:19,582 0:11,672 | 0:44,964 0:13,641 0:19,433 0:11,890 |
| Runde 5 | 0:44,345 0:13,226 0:19,525 0:11,594 | 0:44,209 0:13,148 0:19,565 0:11,496 | 0:44,471 0:13,216 0:19,553 0:11,702 | 0:44,434 0:13,491 0:19,299 0:11,644 | 0:44,306 0:13,303 0:19,318 0:11,685 |
| Runde 6 | 0:46,037 0:13,784 0:20,235 0:12,018 | 0:44,242 0:13,147 0:19,539 0:11,556 | 0:46,115 0:14,130 0:20,079 0:11,906 | 0:45,361 0:13,618 0:19,833 0:11,910 | 0:45,985 0:13,604 0:20,291 0:12,090 |
| Runde 7 | 0:45,943 0:13,464 0:20,157 0:12,322 | 0:46,082 0:13,251 0:20,264 0:12,567 | 0:45,282 0:13,312 0:19,809 0:12,161 | 2:01,323 0:13,200 0:19,853 1:28,270 | 0:45,549 0:13,363 0:19,772 0:12,414 |
| Runde 8 | 0:44,761 0:13,498 0:19,635 0:11,628 | 0:44,245 0:13,042 0:19,449 0:11,754 | 0:44,289 0:13,198 0:19,578 0:11,513 | 0:46,846 0:14,524 0:20,342 0:11,980 | 0:46,139 0:14,231 0:20,262 0:11,646 |
| Runde 9 | 0:44,189 0:13,151 0:19,462 0:11,576 | 0:46,121 0:13,908 0:20,529 0:11,684 | 0:44,571 0:13,258 0:19,497 0:11,816 | 0:44,836 0:13,374 0:19,720 0:11,742 | 0:44,688 0:13,297 0:19,693 0:11,698 |
| Runde 10 | 0:44,895 0:13,257 0:19,808 0:11,830 | 0:44,285 0:13,208 0:19,421 0:11,656 | 0:44,630 0:13,465 0:19,382 0:11,783 | 0:44,759 0:13,270 0:19,677 0:11,812 | 0:44,452 0:13,295 0:19,434 0:11,723 |
| Runde 11 | 0:45,049 0:13,169 0:19,557 0:12,323 | 0:44,367 0:13,395 0:19,417 0:11,555 | 0:47,350 0:13,347 0:20,513 0:13,490 | 0:44,302 0:13,359 0:19,318 0:11,625 | 0:45,293 0:13,197 0:19,555 0:12,541 |
| Runde 12 | 0:45,105 0:13,745 0:19,686 0:11,674 | 0:44,248 0:13,253 0:19,455 0:11,540 | 0:47,975 0:15,591 0:20,825 0:11,559 | 0:44,295 0:13,221 0:19,378 0:11,696 | 0:45,113 0:13,382 0:19,987 0:11,744 |
| Runde 13 | 0:44,957 0:13,267 0:19,656 0:12,034 | 0:44,216 0:13,040 0:19,474 0:11,702 | 0:44,969 0:13,229 0:19,519 0:12,221 | | 0:45,575 0:13,986 0:19,916 0:11,673 |

free practice DJKM (OK-Junior) Group 2

Die schnellsten Zeiten

| Ort | Nr. Fahrername | Streckenl. | Zeit | Ø Speed |
|-----------|---------------------|------------|----------|-----------|
| Ziel | 139 0' sullivan,Zak | 1107 m | 0:43,613 | 91,4 km/h |
| Sektion 1 | 139 0' sullivan,Zak | 329 m | 0:12,928 | 91,6 km/h |
| Sektion 2 | 139 0' sullivan,Zak | 475 m | 0:19,160 | 89,2 km/h |
| Sektion 3 | 139 0' sullivan,Zak | 303 m | 0:11,359 | 96,0 km/h |

| | Snr.121 Bröer,Cherine DEU ADAC Weser-Ens e.V. theoretisch mögliche Bestzeit 0:44,183 | Snr.111 Naude,Toni Kayla CHE Innovate Competition theoretisch mögliche Bestzeit 0:44,111 | Snr.136 Rees,Matthew GBR Ricky Flynn Motorsport theoretisch mögliche Bestzeit 0:44,321 | Snr.141 Han,Chenyu CHN TB Racing Team theoretisch mögliche Bestzeit 0:44,319 | Snr.114 Ried,Jonas DEU Solgat Motorsport theoretisch mögliche Bestzeit 0:44,411 |
|----------|---|---|---|---|--|
| best | 0:44,348 0:13,303 0:19,407 0:11,473 | 0:44,407 0:13,195 0:19,370 0:11,546 | 0:44,490 0:13,199 0:19,455 0:11,667 | 0:44,539 0:13,187 0:19,519 0:11,613 | 0:44,558 0:13,321 0:19,484 0:11,606 |
| Runde 1 | 2:53,038 0:18,795 0:25,782 2:08,461 | 0:50,258 0:16,813 0:21,273 0:12,172 | 0:58,766 0:18,944 0:27,574 0:12,248 | 0:48,517 0:16,067 0:20,547 0:11,903 | 0:48,805 0:15,624 0:20,874 0:12,307 |
| Runde 2 | 0:50,904 0:16,807 0:21,910 0:12,187 | 0:45,534 0:13,785 0:19,972 0:11,777 | 0:45,515 0:13,529 0:19,950 0:12,036 | 0:45,135 0:13,583 0:19,781 0:11,771 | 0:45,976 0:13,913 0:20,095 0:11,968 |
| Runde 3 | 0:45,964 0:13,754 0:19,949 0:12,261 | 0:45,877 0:13,374 0:20,280 0:12,223 | 0:44,817 0:13,442 0:19,541 0:11,834 | 0:44,539 0:13,407 0:19,519 0:11,613 | 0:45,589 0:13,707 0:19,919 0:11,963 |
| Runde 4 | 0:46,144 0:13,587 0:20,735 0:11,822 | 0:44,411 0:13,293 0:19,370 0:11,748 | 0:44,490 0:13,243 0:19,455 0:11,792 | 0:44,568 0:13,292 0:19,615 0:11,661 | 0:45,228 0:13,660 0:19,810 0:11,758 |
| Runde 5 | 0:44,465 0:13,368 0:19,485 0:11,612 | 0:44,499 0:13,260 0:19,543 0:11,696 | 2:59,249 0:14,502 0:20,187 2:24,560 | 1:32,673 0:13,187 0:19,780 0:59,706 | 2:19,734 0:13,535 0:19,786 1:46,413 |
| Runde 6 | 0:44,348 0:13,303 0:19,572 0:11,473 | 0:44,501 0:13,284 0:19,559 0:11,658 | 0:49,910 0:17,172 0:20,891 0:11,847 | 0:46,853 0:14,979 0:19,973 0:11,901 | 0:47,672 0:14,962 0:20,628 0:12,082 |
| Runde 7 | 0:44,812 0:13,573 0:19,407 0:11,832 | 0:51,379 0:14,385 0:24,290 0:12,704 | 0:46,209 0:13,379 0:20,130 0:12,700 | | 0:45,041 0:13,658 0:19,669 0:11,714 |
| Runde 8 | 0:44,616 0:13,324 0:19,748 0:11,544 | 0:45,703 0:14,315 0:19,806 0:11,582 | 0:44,772 0:13,461 0:19,644 0:11,667 | | 0:45,285 0:13,494 0:20,026 0:11,765 |
| Runde 9 | 0:44,768 0:13,610 0:19,445 0:11,713 | 0:44,407 0:13,195 0:19,588 0:11,624 | 0:44,796 0:13,199 0:19,558 0:12,039 | | 0:44,952 0:13,512 0:19,555 0:11,885 |
| Runde 10 | 0:44,530 0:13,384 0:19,500 0:11,646 | 0:44,883 0:13,591 0:19,746 0:11,546 | | | 0:44,817 0:13,683 0:19,528 0:11,606 |
| Runde 11 | 0:44,630 0:13,325 0:19,611 0:11,694 | 0:45,187 0:13,317 0:19,730 0:12,140 | | | 0:44,558 0:13,321 0:19,484 0:11,753 |
| Runde 12 | | 0:45,400 0:13,646 0:19,863 0:11,891 | | | |
| Runde 13 | | 0:46,392 0:14,157 0:20,473 0:11,762 | | | |

free practice DJKM (OK-Junior) Group 2

Die schnellsten Zeiten

| Ort | Nr. Fahrername | Streckenl. | Zeit | Ø Speed |
|-----------|---------------------|------------|----------|-----------|
| Ziel | 139 0' sullivan,Zak | 1107 m | 0:43,613 | 91,4 km/h |
| Sektion 1 | 139 0' sullivan,Zak | 329 m | 0:12,928 | 91,6 km/h |
| Sektion 2 | 139 0' sullivan,Zak | 475 m | 0:19,160 | 89,2 km/h |
| Sektion 3 | 139 0' sullivan,Zak | 303 m | 0:11,359 | 96,0 km/h |

| | Snr.183 Sutens,Jarno BEL Flandria Kart | Snr.115 Litvinenko,Egor DEU FS-RL Competition | Snr.125 Karlsson,William SWE JP Racing | Snr.184 Bösing,Maximilian DEU Millennium Racing Team | Snr.185 Bergman,Calle SWE Ward Racing |
|----------|--|---|--|--|---|
| | theoretisch mögliche Bestzeit 0:44,595 | theoretisch mögliche Bestzeit 0:44,626 | theoretisch mögliche Bestzeit 0:44,720 | theoretisch mögliche Bestzeit 0:45,210 | theoretisch mögliche Bestzeit 0:45,610 |
| | Ziel Sektion 1 Sektion 2 Sektion 3 | Ziel Sektion 1 Sektion 2 Sektion 3 | Ziel Sektion 1 Sektion 2 Sektion 3 | Ziel Sektion 1 Sektion 2 Sektion 3 | Ziel Sektion 1 Sektion 2 Sektion 3 |
| best | 0:44,680 0:13,233 0:19,684 0:11,678 | 0:44,749 0:13,288 0:19,652 0:11,686 | 0:44,974 0:13,304 0:19,569 0:11,847 | 0:45,444 0:13,552 0:19,849 0:11,809 | 0:45,652 0:13,331 0:20,197 0:12,082 |
| Runde 1 | 0:49,900 0:16,331 0:21,270 0:12,299 | 0:51,397 0:16,389 0:22,435 0:12,573 | 0:53,084 0:17,010 0:23,462 0:12,612 | 0:50,122 0:16,567 0:21,146 0:12,409 | 0:55,379 0:17,041 0:23,418 0:14,970 |
| Runde 2 | 0:45,502 0:13,589 0:19,993 0:11,970 | 0:46,902 0:14,574 0:20,352 0:11,976 | 0:46,547 0:14,403 0:20,218 0:11,926 | 0:46,738 0:14,097 0:20,540 0:12,101 | 0:48,715 0:14,589 0:21,577 0:12,549 |
| Runde 3 | 1:25,097 0:13,581 0:19,992 0:11,970 | 0:45,202 0:13,460 0:19,865 0:11,877 | 0:45,448 0:13,623 0:19,953 0:11,872 | 0:46,608 0:14,155 0:20,403 0:12,050 | 0:47,832 0:13,713 0:20,723 0:13,396 |
| Runde 4 | 0:46,679 0:14,366 0:20,401 0:11,912 | 0:45,096 0:13,441 0:19,893 0:11,762 | 0:44,974 0:13,558 0:19,569 0:11,847 | 0:45,444 0:13,552 0:20,083 0:11,809 | 0:48,189 0:15,198 0:20,752 0:12,239 |
| Runde 5 | 0:44,848 0:13,280 0:19,717 0:11,851 | 0:45,472 0:13,296 0:20,307 0:11,869 | 0:45,398 0:13,607 0:19,848 0:11,943 | 0:48,282 0:13,613 0:22,422 0:12,247 | 0:46,612 0:13,840 0:20,421 0:12,351 |
| Runde 6 | 0:44,940 0:13,314 0:19,838 0:11,788 | 0:44,920 0:13,288 0:19,924 0:11,708 | 0:45,658 0:13,304 0:20,394 0:11,960 | 0:46,313 0:14,384 0:19,849 0:12,080 | 0:46,130 0:13,398 0:20,430 0:12,302 |
| Runde 7 | 0:44,680 0:13,275 0:19,718 0:11,687 | 0:45,521 0:13,617 0:20,083 0:11,821 | 0:45,661 0:13,733 0:19,933 0:11,995 | 0:45,602 0:13,556 0:20,066 0:11,980 | 0:46,190 0:13,522 0:20,586 0:12,082 |
| Runde 8 | 0:45,013 0:13,433 0:19,902 0:11,678 | 0:45,421 0:13,433 0:20,095 0:11,893 | 0:45,334 0:13,326 0:20,104 0:11,904 | 0:45,778 0:13,891 0:19,963 0:11,924 | 0:45,652 0:13,331 0:20,197 0:12,124 |
| Runde 9 | 0:45,531 0:13,233 0:19,794 0:12,504 | 0:44,938 0:13,420 0:19,778 0:11,740 | 0:46,251 0:13,458 0:19,832 0:12,961 | 0:45,853 0:13,588 0:20,250 0:12,015 | 0:46,231 0:13,674 0:20,304 0:12,253 |
| Runde 10 | 0:46,159 0:14,456 0:19,934 0:11,769 | 0:44,749 0:13,411 0:19,652 0:11,686 | 0:46,080 0:14,267 0:19,853 0:11,960 | 0:46,298 0:13,877 0:19,873 0:12,548 | 0:47,375 0:14,020 0:20,988 0:12,367 |
| Runde 11 | 0:44,934 0:13,341 0:19,684 0:11,909 | 0:45,326 0:13,454 0:19,764 0:12,108 | 0:45,774 0:13,410 0:20,067 0:12,297 | 0:45,734 0:13,593 0:20,242 0:11,899 | 0:47,880 0:13,503 0:21,489 0:12,888 |
| Runde 12 | | 0:45,222 0:13,406 0:19,766 0:12,050 | 0:47,161 0:13,401 0:21,293 0:12,467 | 0:45,750 0:13,677 0:19,915 0:12,158 | 0:46,495 0:13,775 0:20,286 0:12,434 |
| Runde 13 | | 0:45,320 0:13,439 0:19,992 0:11,889 | 0:13,539 0:20,131 | | 0:13,602 0:20,323 |

free practice DJKM (DK-Junior) Group 2

Die schnellsten Zeiten

| Ort | Nr. Fahrername | Zeit | Streckl. | Ø Speed |
|-----------|---------------------|----------|----------|-----------|
| Ziel | 139 0' sullivan,Zak | 0:43,613 | 1107 m | 91,4 km/h |
| Sektion 1 | 139 0' sullivan,Zak | 0:12,928 | 329 m | 91,6 km/h |
| Sektion 2 | 139 0' sullivan,Zak | 0:19,160 | 475 m | 89,2 km/h |
| Sektion 3 | 139 0' sullivan,Zak | 0:11,359 | 303 m | 96,0 km/h |

Stnr. 122 Ringdahl,Neo

SWE

JP Racing

theoretisch mögliche Bestzeit 0:45,079

Ziel Sektion 1 Sektion 2 Sektion 3

best 0:45,672 0:13,356 0:20,024 0:11,699

Runde 1 0:48,840 0:15,320 0:21,210 0:12,310

Runde 2 0:46,718 0:13,694 0:20,686 0:12,338

Runde 3 0:49,138 0:13,682 0:20,099 0:15,357

Runde 4 0:45,978 0:13,971 0:20,024 0:11,983

Runde 5 0:45,672 0:13,562 0:20,186 0:11,924

Runde 6 1:49,316 0:13,543 0:20,259 1:15,514

Runde 7 0:46,725 0:14,207 0:20,153 0:12,365

Runde 8 0:46,054 0:14,177 0:20,178 0:11,699

Runde 9 0:46,422 0:14,428 0:20,137 0:11,857

Runde 10 0:45,970 0:14,047 0:20,097 0:11,826

Runde 11 0:13,356 0:20,291

Stnr. 154 Bönighausen,Colin Jamie

DEU

KSM Schumacher Racing Team

theoretisch mögliche Bestzeit 0:00,000

Ziel Sektion 1 Sektion 2 Sektion 3

Ziel Sektion 1 Sektion 2 Sektion 3

Ziel Sektion 1 Sektion 2 Sektion 3

Ziel Sektion 1 Sektion 2 Sektion 3

Ziel Sektion 1 Sektion 2 Sektion 3

Ziel Sektion 1 Sektion 2 Sektion 3

Ziel Sektion 1 Sektion 2 Sektion 3

Ziel Sektion 1 Sektion 2 Sektion 3

Ziel Sektion 1 Sektion 2 Sektion 3

Ziel Sektion 1 Sektion 2 Sektion 3

Ziel Sektion 1 Sektion 2 Sektion 3

Ziel Sektion 1 Sektion 2 Sektion 3

free practice DJKM (OK-Junior) Group 1

Strecke / track: 1107m
 started: 22 classified: 22 not classified: 0

Doc. 3

| Pos | Str. Nr. | Fahrer Driver | Nation | Bewerber/Sponsor | Nation | Lizenz/B-Lizenz | Chassis/Motor/Reifen | Runden Laps | Gesamtzeit Differenz | Abstand Gap | beste Runde best Lap | in R. in L. | o Geschw. o Speed |
|-----|----------|----------------------|--------|----------------------------|--------|-----------------------------|--------------------------------|-------------|----------------------|-------------|----------------------|-------------|-------------------|
| 1 | 133 | Voncken, Luca | DEU | DS Kartsport | DEU | IKCJ 1153982 KBF 1154357 | Mach1 / TM / Vega | 11 | | | 0:43,588 | 11 | 91,4 km/h |
| 2 | 143 | Ten Brinke, Thomas | NLD | Ricky Flynn Motorsport | GBR | 40662 162392 | FA Kart / Vortex / Vega | 11 | 0:00,059 | 0:00,059 | 0:43,647 | 11 | 91,3 km/h |
| 3 | 131 | Dörr, Ben | DEU | TB Racing Team | DEU | IKCJ 1162845 KBF 1116906 | Kart Republic / Parilla / Vega | 8 | 0:00,329 | 0:00,270 | 0:43,917 | 6 | 90,7 km/h |
| 4 | 105 | Bergmeister, Jakob | DEU | KSM Schumacher Racing Team | DEU | IKCJ 1156048 KBF 1067587 | Tony Kart / Vortex / Vega | 13 | 0:00,349 | 0:00,020 | 0:43,937 | 11 | 90,7 km/h |
| 5 | 128 | Øgaard, Sebastian | DNK | TK Racing | DNK | 55995 52208 | FA Kart / TM / Vega | 11 | 0:00,350 | 0:00,001 | 0:43,938 | 11 | 90,7 km/h |
| 6 | 138 | Askey, Kai | GBR | Ricky Flynn Motorsport | GBR | 296774 162392 | FA Kart / Vortex / Vega | 11 | 0:00,419 | 0:00,069 | 0:44,007 | 11 | 90,6 km/h |
| 7 | 107 | Hantke, Nico | DEU | 3G Racing | DEU | IKCJ 1145936 KBF 1164077 | Tony Kart / Parilla / Vega | 13 | 0:00,424 | 0:00,005 | 0:44,012 | 10 | 90,5 km/h |
| 8 | 113 | Tohum, Arthur | DEU | TR Motorsport | DEU | IKCJ 1160352 KFB 1080519 | Jesolo / TM / Vega | 13 | 0:00,459 | 0:00,035 | 0:44,047 | 12 | 90,5 km/h |
| 9 | 124 | Højgaard, Mikkel | DNK | KSB RACING TEAM | AUT | 53445 BK 002 | Kosmic / Vortex / Vega | 12 | 0:00,492 | 0:00,033 | 0:44,080 | 12 | 90,4 km/h |
| 10 | 182 | Gregor, Daniel | DEU | LRT Lanari Racing Team | DEU | IKCJ 1168157 KBF 1159049 | Kart Republic / IAME / Vega | 9 | 0:00,508 | 0:00,016 | 0:44,096 | 8 | 90,4 km/h |
| 11 | 140 | Scionti, Enzo | USA | CRG Holland | NLD | K1845-SK-18 JR-c 15521 | CRG / TM / Veaga | 9 | 0:00,521 | 0:00,013 | 0:44,109 | 7 | 90,3 km/h |
| 12 | 130 | Knopp, Josef | CZE | TB Racing Team | DEU | 1017 KBF 1116906 | Kart Republic / Parilla / Vega | 9 | 0:00,629 | 0:00,108 | 0:44,217 | 9 | 90,1 km/h |
| 13 | 126 | Dolischka, Jorden | AUT | KSB RACING TEAM | AUT | JK 2107 BK 002 | Kosmic / Vortex / Vega | 10 | 0:00,641 | 0:00,012 | 0:44,229 | 10 | 90,1 km/h |
| 14 | 186 | Pizzi, Francesco | ITA | LENNOX RACING TEAM | ITA | 353078 156004 | EXPRIT / VORTEX / Vega | 12 | 0:00,739 | 0:00,098 | 0:44,327 | 11 | 89,9 km/h |
| 15 | 174 | Rauer, Fabio | DEU | KSM Schumacher Racing Team | DEU | IKCJ 1164921 KBF 1067587 | TonyKart / Vortex / Vega | 13 | 0:00,756 | 0:00,017 | 0:44,344 | 11 | 89,9 km/h |
| 16 | 151 | Stadsbader, Gilles | BEL | Doems Racing Team | BEL | 910062 910430 | TonyKart / Vortex / Vega | 11 | 0:00,757 | 0:00,001 | 0:44,345 | 11 | 89,9 km/h |
| 17 | 134 | Eichenberger, Gaia | CHE | Valier Motorsport | DEU | K18045 KBF 1063735 | SODI / Iame / Vega | 12 | 0:00,810 | 0:00,053 | 0:44,398 | 12 | 89,8 km/h |
| 18 | 112 | Lagrotteria, Antonio | CHE | Innovate Competition | CHE | 500238 500033 | Expriit / TM / Vega | 13 | 0:00,875 | 0:00,065 | 0:44,463 | 13 | 89,6 km/h |
| 19 | 120 | Spina, Alfio Andrea | ITA | CRG Holland | NLD | 366688 15521 | CRG / TM / Vega | 11 | 0:00,898 | 0:00,023 | 0:44,486 | 11 | 89,6 km/h |
| 20 | 169 | Revesz, Levente | HUN | LENNOX RACING TEAM | ITA | 5746 322955 | EXPRIT / Vortex / Vega | 11 | 0:01,126 | 0:00,228 | 0:44,714 | 11 | 89,1 km/h |
| 21 | 110 | Rosam, Max | DEU | TR Motorsport | DEU | IKCJ1162238 KBF 1080519 | Jesolo / TM / Vega | 12 | 0:01,208 | 0:00,082 | 0:44,796 | 10 | 89,0 km/h |
| 22 | 108 | Weimann, Jule | DEU | Solgat Motorsport | DEU | IKCJ 1159312 KBF1079882 | Birel / TM / Vega | 11 | 0:01,500 | 0:00,292 | 0:45,088 | 9 | 88,4 km/h |

Rennleitung: Volker Ehekircher Racedirektor: Thomas Lainer

Sportkommissare: Thomas Ferrero / Ulrich Bell / Peter Brings / Tobias Amann

Techn. Kommissare: H.-J. Dangers / A.Sengpiel / M. Grasshoff / C. Schmidt / D.Pietzko

Zeitnahme: KART-DATA timing service Franz Schieszler / Martin Summerer

free practice DJKM (OK-Junior) Group 1

Strecke / track: 1107 started: 22 classified: 22 not classified: 0

| Fahrename Driver | Voncken Luca | Ten Brinke Thomas | Dörr Ben | Bergmeister Jakob | Øgaard Sebastian | Askey Kai | Hantke Nico | Tohum Arthur | Højgaard Mikkel | Gregor Daniel | Sciotti Enzo | Knopp Josef |
|------------------------------|--------------------|----------------------|-------------------|----------------------|---------------------|--------------------|--------------------|--------------------|--------------------|-------------------|-------------------|-------------------|
| schnellste Runde in Runde | 0:43,588 Rn. 11 | 0:43,647 Rn. 11 | 0:43,917 Rn. 6 | 0:43,937 Rn. 11 | 0:43,938 Rn. 11 | 0:44,007 Rn. 11 | 0:44,012 Rn. 10 | 0:44,047 Rn. 12 | 0:44,080 Rn. 12 | 0:44,096 Rn. 8 | 0:44,109 Rn. 7 | 0:44,217 Rn. 9 |
| Speed | 91,4 km/h | 91,3 km/h | 90,7 km/h | 90,7 km/h | 90,7 km/h | 90,6 km/h | 90,5 km/h | 90,5 km/h | 90,4 km/h | 90,4 km/h | 90,3 km/h | 90,1 km/h |
| Lap 1 | 0:53,423 | 0:49,961 | 0:47,801 | 0:50,041 | 0:49,781 | 0:52,264 | 0:49,908 | 0:53,943 | 0:50,184 | 0:53,532 | 0:49,017 | 0:48,295 |
| Lap 2 | 0:46,423 | 0:48,703 | 0:44,818 | 0:46,164 | 0:45,990 | 0:46,163 | 0:46,111 | 0:47,219 | 0:46,316 | 0:50,192 | 0:45,619 | 0:45,990 |
| Lap 3 | 0:45,449 | 0:45,639 | 0:44,407 | 0:45,041 | 0:45,210 | 0:46,247 | 0:45,134 | 0:45,978 | 0:44,914 | 0:45,001 | 0:44,759 | 0:44,981 |
| Lap 4 | 2:37,807 | 0:44,869 | 0:44,182 | 0:44,870 | 0:44,767 | 0:45,885 | 0:44,743 | 0:45,340 | 0:52,257 | 0:44,933 | 0:44,493 | 0:44,755 |
| Lap 5 | 0:47,893 | 0:45,067 | 0:44,559 | 0:51,355 | 0:45,030 | 0:44,950 | 0:46,782 | 0:45,265 | 0:45,064 | 0:44,258 | 0:44,299 | 0:44,372 |
| Lap 6 | 0:44,516 | 2:23,712 | 0:43,917 | 0:45,909 | 2:30,545 | 2:14,031 | 0:45,857 | 0:45,274 | 0:44,296 | 0:44,127 | 0:45,219 | 0:44,551 |
| Lap 7 | 0:44,204 | 0:51,112 | 0:43,954 | 0:45,034 | 0:48,028 | 0:50,118 | 0:45,079 | 0:45,055 | 0:44,468 | 0:44,246 | 0:44,109 | 0:44,324 |
| Lap 8 | 0:44,287 | 0:44,471 | 0:44,062 | 0:44,606 | 0:44,690 | 0:44,651 | 0:44,096 | 0:45,089 | 0:44,151 | 0:44,096 | 0:44,228 | 0:44,398 |
| Lap 9 | 0:44,061 | 0:43,859 | | 0:44,766 | 0:44,382 | 0:44,655 | 0:44,112 | 0:44,439 | 0:44,897 | 0:44,111 | 0:44,175 | |
| Lap 10 | 0:43,732 | 0:43,741 | | 0:44,127 | 0:44,546 | 0:44,337 | 0:44,012 | 0:44,313 | 0:44,624 | | | |
| Lap 11 | 0:43,588 | 0:43,647 | | 0:43,937 | 0:43,938 | 0:44,007 | 0:44,064 | 0:44,126 | 0:44,088 | | | |
| Lap 12 | | | | 0:44,196 | | | 0:44,384 | 0:44,047 | 0:44,080 | | | |
| Lap 13 | | | | 0:44,047 | | | 0:44,147 | 0:44,479 | | | | |


free practice DJKM (OK-Junior) Group 1

Strecke / track: 1107 started: 22 classified: 22 not classified: 0

| Fahrername Driver | Dolischka Jordan | Pizzi Francesco | Rauer Fabio | Stadsbader Gilles | Eichenberger Gaia | Lagrotteria Antonio | Spina Alfio Andrea | Revesz Levente | Rosam Max | Weimann Jule |
|------------------------------|---------------------|--------------------|--------------------|----------------------|----------------------|------------------------|-----------------------|--------------------|--------------------|-------------------|
| schnellste Runde in Runde | 0:44,229 Rn. 10 | 0:44,327 Rn. 11 | 0:44,344 Rn. 11 | 0:44,345 Rn. 11 | 0:44,398 Rn. 12 | 0:44,463 Rn. 13 | 0:44,486 Rn. 11 | 0:44,714 Rn. 11 | 0:44,796 Rn. 10 | 0:45,088 Rn. 9 |
| Speed | 90,1 km/h | 89,9 km/h | 89,9 km/h | 89,9 km/h | 89,8 km/h | 89,6 km/h | 89,6 km/h | 89,1 km/h | 89,0 km/h | 88,4 km/h |
| Lap 1 | 0:53,459 | 0:50,847 | 0:50,759 | 0:48,466 | 0:49,776 | 0:52,485 | 0:52,528 | 0:51,123 | 0:51,559 | 0:49,521 |
| Lap 2 | 0:51,715 | 0:46,497 | 0:47,837 | 0:45,993 | 1:09,430 | 0:46,727 | 0:49,041 | 0:48,094 | 0:48,260 | 0:46,214 |
| Lap 3 | 0:46,680 | 0:45,616 | 0:45,597 | 0:45,661 | 0:50,658 | 0:46,821 | 0:49,077 | 0:47,724 | 0:45,892 | 0:46,628 |
| Lap 4 | 0:45,303 | 0:44,987 | 0:45,056 | 0:45,390 | 0:45,544 | 0:46,220 | 2:16,299 | 0:50,419 | 0:45,112 | 0:45,340 |
| Lap 5 | 0:50,677 | 0:45,753 | 0:45,435 | 1:26,279 | 0:46,132 | 0:45,222 | 0:49,531 | 0:46,530 | 0:45,133 | 0:45,375 |
| Lap 6 | 0:44,693 | 0:46,079 | 0:45,278 | 0:45,966 | 0:45,284 | 0:44,822 | 0:45,359 | 0:45,558 | 0:45,828 | 0:45,350 |
| Lap 7 | 0:44,510 | 1:52,969 | 0:44,923 | 0:44,824 | 0:46,989 | 0:45,423 | 0:44,778 | 2:18,206 | 0:45,131 | 0:45,261 |
| Lap 8 | 0:44,464 | 0:51,373 | 0:45,578 | 0:44,985 | 0:44,711 | 0:44,978 | 0:46,773 | 0:55,119 | 1:20,044 | 0:45,104 |
| Lap 9 | 0:44,367 | 0:45,454 | 0:44,735 | 0:44,663 | 0:44,523 | 0:44,827 | 0:45,668 | 0:46,874 | 0:46,830 | 0:45,088 |
| Lap 10 | <u>0:44,229</u> | 0:44,883 | 0:44,632 | 0:44,742 | 0:44,851 | 0:44,841 | 0:44,736 | 0:44,733 | <u>0:44,796</u> | 0:45,396 |
| Lap 11 | 0:44,327 | 0:44,327 | <u>0:44,344</u> | <u>0:44,345</u> | 0:44,800 | 0:45,094 | <u>0:44,486</u> | <u>0:44,714</u> | 0:45,196 | 0:45,118 |
| Lap 12 | 0:44,456 | 0:44,456 | 0:45,344 | <u>0:44,344</u> | <u>0:44,398</u> | 0:44,575 | | | 0:45,591 | |
| Lap 13 | | | 0:44,501 | | | <u>0:44,463</u> | | | | |

free practice DJKM (OK-Junior) Group 1

| Ziel | | Sektion 1 | | Sektion 2 | | Sektion 3 | |
|-----------------------------|----------|--------------------------|----------|--------------------------|----------|--------------------------|----------|
| Fahrername | Zeit | Fahrername | Zeit | Fahrername | Zeit | Fahrername | Zeit |
| 1 133 Voncken, Luca | 0:43,588 | 133 Voncken, Luca | 0:13,020 | 143 Ten Brinke, Thomas | 0:19,053 | 133 Voncken, Luca | 0:11,372 |
| 2 143 Ten Brinke, Thomas | 0:43,647 | 143 Ten Brinke, Thomas | 0:13,028 | 133 Voncken, Luca | 0:19,196 | 105 Bergmeister, Jakob | 0:11,431 |
| 3 131 Dörr, Ben | 0:43,917 | 124 Højgaard, Mikkel | 0:13,058 | 105 Bergmeister, Jakob | 0:19,196 | 113 Tohum, Arthur | 0:11,448 |
| 4 105 Bergmeister, Jakob | 0:43,937 | 182 Gregor, Daniel | 0:13,067 | 128 Øgaard, Sebastian | 0:19,240 | 143 Ten Brinke, Thomas | 0:11,455 |
| 5 128 Øgaard, Sebastian | 0:43,938 | 113 Tohum, Arthur | 0:13,069 | 131 Dörr, Ben | 0:19,251 | 182 Gregor, Daniel | 0:11,458 |
| 6 138 Askey, Kai | 0:44,007 | 131 Dörr, Ben | 0:13,076 | 124 Højgaard, Mikkel | 0:19,287 | 128 Øgaard, Sebastian | 0:11,472 |
| 7 107 Hamke, Nico | 0:44,012 | 140 Scionti, Enzo | 0:13,076 | 107 Hamke, Nico | 0:19,312 | 131 Dörr, Ben | 0:11,473 |
| 8 113 Tohum, Arthur | 0:44,047 | 107 Hamke, Nico | 0:13,078 | 182 Gregor, Daniel | 0:19,323 | 140 Scionti, Enzo | 0:11,485 |
| 9 124 Højgaard, Mikkel | 0:44,080 | 138 Askey, Kai | 0:13,088 | 130 Knopp, Josef | 0:19,341 | 107 Hamke, Nico | 0:11,513 |
| 10 182 Gregor, Daniel | 0:44,096 | 112 Lagrotteria, Antonio | 0:13,127 | 140 Scionti, Enzo | 0:19,346 | 126 Dolischka, Jorden | 0:11,517 |
| 11 140 Scionti, Enzo | 0:44,109 | 169 Revez, Levente | 0:13,129 | 138 Askey, Kai | 0:19,352 | 134 Eichenberger, Gaia | 0:11,540 |
| 12 130 Knopp, Josef | 0:44,217 | 128 Øgaard, Sebastian | 0:13,148 | 151 Stadsbader, Gilles | 0:19,420 | 138 Askey, Kai | 0:11,567 |
| 13 126 Dolischka, Jorden | 0:44,229 | 174 Rauer, Fabio | 0:13,148 | 186 Pizzi, Francesco | 0:19,427 | 174 Rauer, Fabio | 0:11,572 |
| 14 186 Pizzi, Francesco | 0:44,327 | 151 Stadsbader, Gilles | 0:13,170 | 126 Dolischka, Jorden | 0:19,461 | 186 Pizzi, Francesco | 0:11,587 |
| 15 174 Rauer, Fabio | 0:44,344 | 126 Dolischka, Jorden | 0:13,172 | 120 Spina, Alfio Andrea | 0:19,486 | 124 Højgaard, Mikkel | 0:11,607 |
| 16 151 Stadsbader, Gilles | 0:44,345 | 105 Bergmeister, Jakob | 0:13,173 | 134 Eichenberger, Gaia | 0:19,517 | 130 Knopp, Josef | 0:11,612 |
| 17 134 Eichenberger, Gaia | 0:44,398 | 134 Eichenberger, Gaia | 0:13,199 | 113 Tohum, Arthur | 0:19,519 | 112 Lagrotteria, Antonio | 0:11,623 |
| 18 112 Lagrotteria, Antonio | 0:44,463 | 130 Knopp, Josef | 0:13,211 | 112 Lagrotteria, Antonio | 0:19,549 | 110 Rosam, Max | 0:11,672 |
| 19 120 Spina, Alfio Andrea | 0:44,486 | 110 Rosam, Max | 0:13,291 | 174 Rauer, Fabio | 0:19,624 | 120 Spina, Alfio Andrea | 0:11,673 |
| 20 169 Revez, Levente | 0:44,714 | 186 Pizzi, Francesco | 0:13,301 | 169 Revez, Levente | 0:19,630 | 151 Stadsbader, Gilles | 0:11,678 |
| 21 110 Rosam, Max | 0:44,796 | 120 Spina, Alfio Andrea | 0:13,308 | 110 Rosam, Max | 0:19,683 | 108 Weimann, Jule | 0:11,723 |
| 22 108 Weimann, Jule | 0:45,088 | 108 Weimann, Jule | 0:13,460 | 108 Weimann, Jule | 0:19,778 | 169 Revez, Levente | 0:11,877 |



DEUTSCHE KART-MEISTERSCHAFTEN 2018 27-29 / 07 / 2018

DMSB-Reglir:208/2018

free practice DKM (OK-Junior) Group 1

Die schnellsten Zeiten

| Ort | Nr. Fahrername | Streckenl. | Zeit | Ø Speed |
|-----------|------------------------|------------|----------|-----------|
| Ziel | 133 Voncken, Luca | 1107 m | 0:43,588 | 91,4 km/h |
| Sektion 1 | 133 Voncken, Luca | 329 m | 0:13,020 | 91,0 km/h |
| Sektion 2 | 143 Ten Brinke, Thomas | 475 m | 0:19,053 | 89,7 km/h |
| Sektion 3 | 133 Voncken, Luca | 303 m | 0:11,372 | 95,9 km/h |

| | Smr.133 Voncken, Luca DEU DS Kartsport | Smr.143 Ten Brinke, Thomas NLD Ricky Flynn Motorsport | Smr.131 Dörr, Ben DEU TB Racing Team | Smr.105 Bergmeister, Jakob DEU KSM Schumacher Racing Team | Smr.128 Øgaard, Sebastian DNK TK Racing |
|----------|--|---|--|---|---|
| | theoretisch mögliche Bestzeit 0:43,588 | theoretisch mögliche Bestzeit 0:43,536 | theoretisch mögliche Bestzeit 0:43,800 | theoretisch mögliche Bestzeit 0:43,800 | theoretisch mögliche Bestzeit 0:43,860 |
| | Ziel Sektion 1 Sektion 2 Sektion 3 | Ziel Sektion 1 Sektion 2 Sektion 3 | Ziel Sektion 1 Sektion 2 Sektion 3 | Ziel Sektion 1 Sektion 2 Sektion 3 | Ziel Sektion 1 Sektion 2 Sektion 3 |
| best | 0:43,588 0:13,020 0:19,196 0:11,372 | 0:43,647 0:13,028 0:19,053 0:11,455 | 0:43,917 0:13,076 0:19,251 0:11,473 | 0:43,937 0:13,173 0:19,196 0:11,431 | 0:43,938 0:13,148 0:19,240 0:11,472 |
| Runde 1 | 0:53,423 0:16,881 0:23,416 0:13,126 | 0:49,961 0:16,215 0:21,121 0:12,625 | 0:47,801 0:15,260 0:20,556 0:11,985 | 0:50,041 0:16,058 0:21,300 0:12,683 | 0:49,781 0:15,752 0:21,493 0:12,536 |
| Runde 2 | 0:46,423 0:13,663 0:20,500 0:12,260 | 0:48,703 0:13,588 0:21,749 0:13,366 | 0:44,818 0:13,369 0:19,729 0:11,720 | 0:46,164 0:13,901 0:20,160 0:12,103 | 0:45,990 0:14,178 0:19,985 0:11,827 |
| Runde 3 | 0:45,449 0:13,607 0:19,915 0:11,927 | 0:45,639 0:13,403 0:19,939 0:12,297 | 0:44,407 0:13,229 0:19,533 0:11,645 | 0:45,041 0:13,516 0:19,805 0:11,720 | 0:45,210 0:13,618 0:19,781 0:11,811 |
| Runde 4 | 2:37,807 0:13,348 0:19,584 2:04,875 | 0:44,869 0:13,484 0:19,588 0:11,797 | 0:44,182 0:13,155 0:19,507 0:11,520 | 0:44,870 0:13,624 0:19,571 0:11,675 | 0:44,767 0:13,652 0:19,485 0:11,630 |
| Runde 5 | 0:47,893 0:15,545 0:20,466 0:11,882 | 0:45,067 0:13,489 0:19,765 0:11,813 | 0:44,559 0:13,076 0:19,395 0:12,088 | 0:51,355 0:13,367 0:19,409 0:18,579 | 0:45,030 0:13,468 0:19,482 0:12,080 |
| Runde 6 | 0:44,516 0:13,340 0:19,578 0:11,598 | 2:23,712 0:13,211 0:19,471 1:51,030 | 0:43,917 0:13,153 0:19,251 0:11,513 | 0:45,909 0:14,640 0:19,507 0:11,762 | 2:30,545 0:13,828 0:19,811 1:56,906 |
| Runde 7 | 0:44,204 0:13,293 0:19,397 0:11,514 | 0:51,112 0:17,348 0:21,170 0:12,594 | 0:43,954 0:13,118 0:19,363 0:11,473 | 0:45,034 0:13,518 0:19,721 0:11,795 | 0:48,028 0:15,697 0:20,286 0:12,045 |
| Runde 8 | 0:44,287 0:13,162 0:19,349 0:11,776 | 0:44,471 0:13,471 0:19,485 0:11,515 | 0:44,062 0:13,147 0:19,321 0:11,594 | 0:44,606 0:13,289 0:19,492 0:11,825 | 0:44,690 0:13,353 0:19,565 0:11,772 |
| Runde 9 | 0:44,061 0:13,235 0:19,315 0:11,511 | 0:43,859 0:13,084 0:19,222 0:11,553 | 0:44,062 0:13,116 0:19,599 | 0:44,766 0:13,347 0:19,720 0:11,699 | 0:44,382 0:13,268 0:19,494 0:11,620 |
| Runde 10 | 0:43,732 0:13,076 0:19,213 0:11,443 | 0:43,741 0:13,120 0:19,166 0:11,455 | | 0:44,127 0:13,257 0:19,381 0:11,489 | 0:44,546 0:13,719 0:19,355 0:11,472 |
| Runde 11 | 0:43,588 0:13,020 0:19,196 0:11,372 | 0:43,647 0:13,028 0:19,053 0:11,566 | | 0:43,937 0:13,271 0:19,196 0:11,470 | 0:43,938 0:13,148 0:19,240 0:11,550 |
| Runde 12 | | | | 0:44,196 0:13,415 0:19,350 0:11,431 | |
| Runde 13 | | | | 0:44,047 0:13,173 0:19,312 0:11,562 | |

free practice DKM (OK-Junior) Group 1

Die schnellsten Zeiten

| Ort | Nr. Fahrername | Streckenl. | Zeit | Ø Speed |
|-----------|------------------------|------------|----------|-----------|
| Ziel | 133 Voncken, Luca | 1107 m | 0:43,588 | 91,4 km/h |
| Sektion 1 | 133 Voncken, Luca | 329 m | 0:13,020 | 91,0 km/h |
| Sektion 2 | 143 Ten Brinke, Thomas | 475 m | 0:19,053 | 89,7 km/h |
| Sektion 3 | 133 Voncken, Luca | 303 m | 0:11,372 | 95,9 km/h |

| | Smr.138 Askey,Kai GBR Ricky Flynn Motorsport theoretisch mögliche Bestzeit 0:44,007 | Smr.107 Hamtke,Nico DEU 3G Racing theoretisch mögliche Bestzeit 0:43,903 | Smr.113 Tohum,Arthur DEU TR Motorsport theoretisch mögliche Bestzeit 0:44,036 | Smr.124 Hoigaard,Mikkel DNK KSB RACING TEAM theoretisch mögliche Bestzeit 0:43,952 | Smr.182 Gregor,Daniel DEU LRT Lamari Racing Team theoretisch mögliche Bestzeit 0:43,848 |
|----------|--|---|--|---|--|
| best | Ziel 0:44,007 Sektion 1 0:13,088 Sektion 2 0:19,352 Sektion 3 0:11,567 | Ziel 0:44,012 Sektion 1 0:13,078 Sektion 2 0:19,312 Sektion 3 0:11,513 | Ziel 0:44,047 Sektion 1 0:13,069 Sektion 2 0:19,519 Sektion 3 0:11,448 | Ziel 0:44,080 Sektion 1 0:13,058 Sektion 2 0:19,287 Sektion 3 0:11,607 | Ziel 0:44,096 Sektion 1 0:13,067 Sektion 2 0:19,323 Sektion 3 0:11,458 |
| Runde 1 | 0:52,264 0:16,052 0:23,334 0:12,878 | 0:49,908 0:15,982 0:21,146 0:12,780 | 0:53,943 0:18,095 0:22,445 0:13,403 | 0:50,184 0:16,027 0:21,471 0:12,686 | 0:53,532 0:16,712 0:23,056 0:13,764 |
| Runde 2 | 0:46,163 0:13,750 0:20,285 0:12,128 | 0:46,111 0:14,117 0:19,884 0:12,110 | 0:47,219 0:14,220 0:20,949 0:12,050 | 0:46,316 0:13,699 0:20,239 0:12,378 | 0:50,192 0:15,161 0:22,442 0:12,589 |
| Runde 3 | 0:46,247 0:13,481 0:20,785 0:11,981 | 0:45,134 0:13,640 0:19,781 0:11,713 | 0:45,978 0:13,827 0:20,270 0:11,881 | 0:44,914 0:13,383 0:19,776 0:11,755 | 0:45,001 0:13,340 0:19,756 0:11,905 |
| Runde 4 | 0:45,885 0:13,659 0:20,273 0:11,953 | 0:44,743 0:13,509 0:19,534 0:11,700 | 0:45,340 0:13,383 0:20,242 0:11,715 | 0:52,257 0:13,287 0:19,547 0:19,423 | 0:44,933 0:13,428 0:19,473 0:12,032 |
| Runde 5 | 0:44,950 0:13,322 0:19,707 0:11,921 | 0:46,782 0:14,883 0:19,905 0:11,994 | 0:45,265 0:13,519 0:19,798 0:11,948 | 0:45,064 0:13,658 0:19,557 0:11,849 | 0:44,258 0:13,226 0:19,488 0:11,544 |
| Runde 6 | 2:14,031 0:13,365 0:19,836 1:40,830 | 0:45,857 0:13,277 0:19,854 0:12,726 | 0:45,274 0:13,262 0:19,790 0:12,222 | 0:44,296 0:13,164 0:19,449 0:11,683 | 0:44,127 0:13,259 0:19,348 0:11,520 |
| Runde 7 | 0:50,118 0:17,282 0:20,913 0:11,923 | 0:45,079 0:13,591 0:19,492 0:11,996 | 0:45,055 0:13,447 0:19,669 0:11,939 | 0:44,468 0:13,125 0:19,442 0:11,901 | 0:44,246 0:13,067 0:19,382 0:11,797 |
| Runde 8 | 0:44,651 0:13,267 0:19,629 0:11,755 | 0:44,096 0:13,078 0:19,430 0:11,588 | 0:45,089 0:13,523 0:19,642 0:11,924 | 0:44,151 0:13,058 0:19,475 0:11,618 | 0:44,096 0:13,138 0:19,323 0:11,635 |
| Runde 9 | 0:44,655 0:13,296 0:19,539 0:11,820 | 0:44,112 0:13,144 0:19,437 0:11,531 | 0:44,439 0:13,258 0:19,647 0:11,534 | 0:44,897 0:13,153 0:19,287 0:12,457 | 0:44,111 0:13,144 0:19,509 0:11,458 |
| Runde 10 | 0:44,337 0:13,117 0:19,479 0:11,741 | 0:44,012 0:13,187 0:19,312 0:11,513 | 0:44,313 0:13,247 0:19,519 0:11,547 | 0:44,624 0:13,497 0:19,417 0:11,710 | |
| Runde 11 | 0:44,007 0:13,088 0:19,352 0:11,567 | 0:44,064 0:13,093 0:19,348 0:11,623 | 0:44,126 0:13,081 0:19,529 0:11,516 | 0:44,088 0:13,094 0:19,387 0:11,607 | |
| Runde 12 | 0:44,384 0:13,213 0:19,584 0:11,587 | 0:44,384 0:13,213 0:19,584 0:11,587 | 0:44,047 0:13,069 0:19,530 0:11,448 | 0:44,080 0:13,125 0:19,309 0:11,646 | |
| Runde 13 | 0:44,147 0:13,150 0:19,382 0:11,615 | 0:44,147 0:13,150 0:19,382 0:11,615 | 0:44,479 0:13,184 0:19,670 0:11,625 | | |

DMSB-Reglir:208/2018

free practice DJKM (OK-Junior) Group 1

Die schnellsten Zeiten

| Ort | Nr. Fahrername | Streckentl. | Zeit | Ø Speed |
|-----------|------------------------|-------------|----------|-----------|
| Ziel | 133 Voncken, Luca | 1107 m | 0:43,588 | 91,4 km/h |
| Sektion 1 | 133 Voncken, Luca | 329 m | 0:13,020 | 91,0 km/h |
| Sektion 2 | 143 Ten Brinke, Thomas | 475 m | 0:19,053 | 89,7 km/h |
| Sektion 3 | 133 Voncken, Luca | 303 m | 0:11,372 | 95,9 km/h |

| | Smr.140 Scionti, Enzo USA CRG Holland | Smr.130 Knopp, Josef CZE TB Racing Team | Smr.126 Dolitschka, Jorden AUT KSB RACING TEAM | Smr.186 Pizzi, Francesco ITA LENNOX RACING TEAM | Smr.174 Rauer, Fabio DEU KSM Schumacher Racing Team |
|----------|---|---|---|---|---|
| | theoretisch mögliche Bestzeit 0:43,907 | theoretisch mögliche Bestzeit 0:44,164 | theoretisch mögliche Bestzeit 0:44,150 | theoretisch mögliche Bestzeit 0:44,315 | theoretisch mögliche Bestzeit 0:44,344 |
| best | Ziel Sektion 1 Sektion 2 Sektion 3 0:44,109 0:13,076 0:19,346 0:11,485 | Ziel Sektion 1 Sektion 2 Sektion 3 0:44,217 0:13,211 0:19,341 0:11,612 | Ziel Sektion 1 Sektion 2 Sektion 3 0:44,229 0:13,172 0:19,461 0:11,517 | Ziel Sektion 1 Sektion 2 Sektion 3 0:44,327 0:13,301 0:19,427 0:11,587 | Ziel Sektion 1 Sektion 2 Sektion 3 0:44,344 0:13,148 0:19,624 0:11,572 |
| Runde 1 | 0:49,017 0:15,595 0:20,964 0:12,458 | 0:48,295 0:15,513 0:20,543 0:12,239 | 0:53,459 0:17,322 0:22,986 0:13,151 | 0:50,847 0:16,256 0:21,838 0:12,753 | 0:50,759 0:16,106 0:21,810 0:12,843 |
| Runde 2 | 0:45,619 0:13,790 0:20,054 0:11,775 | 0:45,990 0:13,721 0:20,309 0:11,960 | 0:51,715 0:14,514 0:23,006 0:14,195 | 0:46,497 0:13,862 0:20,343 0:12,292 | 0:47,837 0:14,320 0:20,915 0:12,602 |
| Runde 3 | 0:44,759 0:13,546 0:19,601 0:11,612 | 0:44,981 0:13,406 0:19,816 0:11,759 | 0:46,680 0:14,664 0:20,061 0:11,955 | 0:45,616 0:14,134 0:19,775 0:11,707 | 0:45,597 0:13,525 0:20,156 0:11,916 |
| Runde 4 | 0:44,493 0:13,245 0:19,576 0:11,672 | 0:44,755 0:13,257 0:19,683 0:11,815 | 0:45,303 0:13,655 0:19,894 0:11,754 | 0:44,987 0:13,702 0:19,459 0:11,826 | 0:45,056 0:13,432 0:19,870 0:11,754 |
| Runde 5 | 0:44,299 0:13,194 0:19,442 0:11,663 | 0:44,372 0:13,264 0:19,496 0:11,612 | 0:50,677 0:13,947 0:24,498 0:12,232 | 0:45,753 0:14,064 0:19,604 0:12,085 | 0:45,435 0:13,389 0:19,934 0:12,112 |
| Runde 6 | 0:45,219 0:13,119 0:20,451 0:11,649 | 0:44,551 0:13,278 0:19,534 0:11,739 | 0:44,693 0:13,370 0:19,717 0:11,606 | 0:46,079 0:13,489 0:19,983 0:12,607 | 0:45,278 0:13,403 0:19,829 0:12,046 |
| Runde 7 | 0:44,109 0:13,076 0:19,438 0:11,595 | 0:44,324 0:13,281 0:19,342 0:11,701 | 0:44,510 0:13,299 0:19,481 0:11,730 | 1:52,969 0:13,394 0:19,629 1:19,946 | 0:44,923 0:13,461 0:19,736 0:11,726 |
| Runde 8 | 0:44,228 0:13,251 0:19,492 0:11,485 | 0:44,398 0:13,211 0:19,442 0:11,745 | 0:44,464 0:13,368 0:19,552 0:11,544 | 0:51,373 0:17,812 0:20,821 0:12,740 | 0:45,578 0:13,422 0:20,402 0:11,754 |
| Runde 9 | 0:44,175 0:13,175 0:19,346 0:11,654 | 0:44,217 0:13,228 0:19,341 0:11,648 | 0:44,367 0:13,251 0:19,461 0:11,655 | 0:45,454 0:13,699 0:19,945 0:11,810 | 0:44,735 0:13,356 0:19,695 0:11,684 |
| Runde 10 | | | 0:44,229 0:13,172 0:19,540 0:11,517 | 0:44,883 0:13,411 0:19,710 0:11,762 | 0:44,632 0:13,338 0:19,672 0:11,622 |
| Runde 11 | | | | 0:44,327 0:13,301 0:19,439 0:11,587 | 0:44,344 0:13,148 0:19,624 0:11,572 |
| Runde 12 | | | | 0:44,456 0:13,361 0:19,427 0:11,668 | 0:45,344 0:13,995 0:19,768 0:11,581 |
| Runde 13 | | | | | 0:44,501 0:13,198 0:19,660 0:11,643 |

DMSB-Reglir:208/2018

free practice DKM (OK-Junior) Group 1

Die schnellsten Zeiten

| Ort | Nr. Fahrername | Streckentl. | Zeit | Ø Speed |
|-----------|------------------------|-------------|----------|-----------|
| Ziel | 133 Voncken, Luca | 1107 m | 0:43,588 | 91,4 km/h |
| Sektion 1 | 133 Voncken, Luca | 329 m | 0:13,020 | 91,0 km/h |
| Sektion 2 | 143 Ten Brinke, Thomas | 475 m | 0:19,053 | 89,7 km/h |
| Sektion 3 | 133 Voncken, Luca | 303 m | 0:11,372 | 95,9 km/h |

| | Snr.151 Stadsbader, Gilles BEL Dneems Racing Team theoretisch mögliche Bestzeit 0:44,268 | Snr.134 Eichenberger, Gaia CHE Valier Motorsport theoretisch mögliche Bestzeit 0:44,256 | Snr.112 Lagrotteria, Antonio CHE Innovate Competition theoretisch mögliche Bestzeit 0:44,299 | Snr.120 Spina, Alfio Andrea ITA CRC Holland theoretisch mögliche Bestzeit 0:44,467 | Snr.169 Revesz, Levente HUN LENNOX RACING TEAM theoretisch mögliche Bestzeit 0:44,636 |
|----------|---|--|---|---|--|
| best | 0:44,345 | 0:44,398 | 0:44,463 | 0:44,486 | 0:44,714 |
| Runde 1 | 0:48,466 | 0:49,776 | 0:52,485 | 0:52,528 | 0:51,123 |
| Runde 2 | 0:45,993 | 1:09,430 | 0:46,727 | 0:49,041 | 0:48,094 |
| Runde 3 | 0:45,661 | 0:50,658 | 0:46,821 | 0:49,077 | 0:47,724 |
| Runde 4 | 0:45,390 | 0:45,544 | 0:46,220 | 2:16,299 | 0:50,419 |
| Runde 5 | 1:26,279 | 0:46,132 | 0:45,222 | 0:49,531 | 0:46,530 |
| Runde 6 | 0:45,966 | 0:45,284 | 0:44,822 | 0:45,359 | 0:45,558 |
| Runde 7 | 0:44,824 | 0:46,989 | 0:45,423 | 0:44,778 | 2:18,206 |
| Runde 8 | 0:44,985 | 0:44,711 | 0:44,978 | 0:46,773 | 0:55,119 |
| Runde 9 | 0:44,663 | 0:44,523 | 0:44,827 | 0:45,668 | 0:46,874 |
| Runde 10 | 0:44,742 | 0:44,851 | 0:44,841 | 0:44,736 | 0:44,733 |
| Runde 11 | 0:44,345 | 0:44,800 | 0:45,094 | 0:44,486 | 0:44,714 |
| Runde 12 | | 0:44,398 | 0:44,575 | 0:44,486 | 0:44,714 |
| Runde 13 | | | 0:44,463 | 0:44,486 | 0:44,714 |

DMSB-Reglir:208/2018

free practice DKM (OK-Junior) Group 1

Die schnellsten Zeiten

| Ort | Nr. Fahrername | Zeit | Streckenl. | ø Speed |
|-----------|------------------------|----------|------------|-----------|
| Ziel | 133 Voncken, Luca | 0:43,588 | 1107 m | 91,4 km/h |
| Sektion 1 | 133 Voncken, Luca | 0:13,020 | 329 m | 91,0 km/h |
| Sektion 2 | 143 Ten Brinke, Thomas | 0:19,053 | 475 m | 89,7 km/h |
| Sektion 3 | 133 Voncken, Luca | 0:11,372 | 303 m | 95,9 km/h |

| | Snr.110 Rosam,Max DEU | | | Snr.108 Weimann,Julie DEU | | | Ziel | Sektion 1 | Sektion 2 | Sektion 3 | Ziel | Sektion 1 | Sektion 2 | Sektion 3 |
|----------|-------------------------------|-----------|-----------|------------------------------|-------------------------------|-----------|----------|-----------|-----------|-----------|------|-----------|-----------|-----------|
| | theoretisch mögliche Bestzeit | Sektion 1 | Sektion 2 | Sektion 3 | theoretisch mögliche Bestzeit | Sektion 1 | | | | | | | | |
| best | 0:44,796 | 0:13,291 | 0:19,683 | 0:11,672 | 0:45,088 | 0:13,460 | 0:19,778 | 0:11,723 | | | | | | |
| Runde 1 | 0:51,559 | 0:17,043 | 0:21,594 | 0:12,922 | 0:49,521 | 0:16,004 | 0:20,965 | 0:12,552 | | | | | | |
| Runde 2 | 0:48,260 | 0:15,506 | 0:20,536 | 0:12,218 | 0:46,214 | 0:14,008 | 0:20,201 | 0:12,005 | | | | | | |
| Runde 3 | 0:45,892 | 0:13,976 | 0:20,070 | 0:11,846 | 0:46,628 | 0:13,841 | 0:20,489 | 0:12,298 | | | | | | |
| Runde 4 | 0:45,112 | 0:13,429 | 0:19,898 | 0:11,785 | 0:45,340 | 0:13,681 | 0:19,797 | 0:11,862 | | | | | | |
| Runde 5 | 0:45,133 | 0:13,392 | 0:19,759 | 0:11,982 | 0:45,375 | 0:13,586 | 0:19,900 | 0:11,889 | | | | | | |
| Runde 6 | 0:45,828 | 0:13,424 | 0:20,102 | 0:12,302 | 0:45,350 | 0:13,508 | 0:20,041 | 0:11,801 | | | | | | |
| Runde 7 | 0:45,131 | 0:13,336 | 0:19,952 | 0:11,843 | 0:45,261 | 0:13,651 | 0:19,794 | 0:11,816 | | | | | | |
| Runde 8 | 1:20,044 | 0:13,487 | 0:19,852 | 0:46,705 | 0:45,104 | 0:13,603 | 0:19,778 | 0:11,723 | | | | | | |
| Runde 9 | 0:46,830 | 0:15,311 | 0:19,755 | 0:11,764 | 0:45,088 | 0:13,460 | 0:19,826 | 0:11,802 | | | | | | |
| Runde 10 | 0:44,796 | 0:13,441 | 0:19,683 | 0:11,672 | 0:45,396 | 0:13,693 | 0:19,884 | 0:11,819 | | | | | | |
| Runde 11 | 0:45,196 | 0:13,291 | 0:19,788 | 0:12,117 | 0:45,118 | 0:13,485 | 0:19,874 | 0:11,759 | | | | | | |
| Runde 12 | 0:45,591 | 0:13,686 | 0:20,181 | 0:11,724 | | | | | | | | | | |
| Runde 13 | | | | | | | | | | | | | | |