

RESULTS

125 MICRO MAX

PASSIONE
EMOZIONE
COMPETIZIONE



ROTAX MAX CHALLENGE GRAND FINALS 2016
NAPOLI / SARNO – ITALY October 15 -22

ROTAX
KARTING



circuito
internazionale
napoli

JOIN THE
KARTCLOUD
WWW.KART-CLOUD.COM

www.rotax-kart.com

Supported by:

© and TM and the BRP logo are trademarks of Bombardier Recreational Products Inc. or its affiliates. All other trademarks are the property of their respective owners.



birelART

Sodi

Praga

DELLORTO

#**MOJO**

EXPS

Photo Sport

LUCKY
DESIGNS
ANALISI DI PRESSIONE

VIP





Final 125 Micro MAX

NEU - NEW

Strecke / track: 1531m
 started: 35 classified: 34 not classified: 1

class: 125 Micro MAX
 excluded: 1

fastest Lap Kristiansen, Marius at: 1:11,935
 Doc. 93.1

Pos	Str. Nr.	Fahrer Driver	Nation	Entrant	Nation	Runden Laps	Gesamtzeit Differenz	Abstand Gap	beste Runde best Lap	in R. in L.	Ø Geschw. Ø Speed
1	12	Laroque, Diego	USA	Maxspeed Group	USA	10	12:16,881		1:11,943	8	74,8 km/h
2	21	De Haan, Robert	NED	Cees De Haan	NED	10	12:17,164 0:00,283	0:00,283	1:11,974	8	74,8 km/h 76,6 km/h
3	20	Haanen, Kris	NED	Pwm Haanen	NED	10	12:17,584 0:00,703	0:00,420	1:12,070	8	74,7 km/h 76,5 km/h
4	11	Egozi, James	USA	Maxspeed Group	USA	10	12:17,718 0:00,837	0:00,134	1:11,954	8	74,7 km/h 76,6 km/h
5	39	Kristiansen, Marius	DEN	Ole Kristiansen	DEN	10	12:18,557 0:01,676	0:00,839	1:11,935	8	74,6 km/h 76,6 km/h
6	18	Vayron, Elliott	FRA	Vayron Jean-Francois	FRA	10	12:18,860 0:01,979	0:00,303	1:12,251	8	74,6 km/h 76,3 km/h
7	24	Sugar, Daniel	HUN	Top-Motorsport Egyesulet	HUN	10	12:18,952 0:02,071	0:00,092	1:12,292	9	74,6 km/h 76,2 km/h
8	23	Vallve, Santiago	HUN	Birel Art Burgueno Team	ESP	10	12:19,049 0:02,168	0:00,097	1:12,640	8	74,6 km/h 75,9 km/h
9	30	Piekutowski, Bartlomiej	POL	Uniq Racing	POL	10	12:22,863 0:05,982	0:03,814	1:12,434	9	74,2 km/h 76,1 km/h
10	26	Jalava, Aleks	FIN	Jalava Mikko	FIN	10	12:23,350 0:06,469	0:00,487	1:12,488	9	74,1 km/h 76 km/h
11	28	Gatich, Daniil	RUS	AVIAGAMMA	RUS	10	12:23,365 0:06,484	0:00,015	1:13,105	9	74,1 km/h 75,4 km/h
12	22	Cioni, Lorenzo	FRA	Sabrina Cioni	FRA	10	12:23,499 0:06,618	0:00,134	1:12,473	9	74,1 km/h 76,1 km/h
13	32	Horachi, Ryota	JPN	Eiko Japan	JPN	10	12:27,410 0:10,529	0:03,911	1:12,376	9	73,7 km/h 76,2 km/h
14	15	Martins, Enrico	BRA	Mach 5 Karting	BRA	10	12:27,506 0:10,625	0:00,096	1:12,514	9	73,7 km/h 76 km/h
15	33	Bohdanowicz, Lucas	ARG	Hugo Bohdanowicz	ARG	10	12:27,524 0:10,643	0:00,018	1:12,443	9	73,7 km/h 76,1 km/h
16	25	Sardellitti, Anthony	CAN	SRA Karting International Inc	CAN	10	12:30,950 0:14,069	0:03,426	1:12,429	9	73,4 km/h 76,1 km/h
17	38	Malinovskis, Matiss	LAT	Raimonds Cabulis	LAT	10	12:31,018 0:14,137	0:00,068	1:12,316	9	73,4 km/h 76,2 km/h
18	35	Nousopoulos, Konstantinos	GRE	GSR	GRE	10	12:31,088 0:14,207	0:00,070	1:12,300	9	73,4 km/h 76,2 km/h
19	37	Vaello, Yerai	ITA	Angel Vaello	ITA	10	12:32,844 0:15,963	0:01,756	1:12,949	7	73,2 km/h 75,6 km/h
20	36	Hakala, Ronan Patrick	EST	AIX Racing	EST	10	12:33,238 0:16,357	0:00,394	1:12,514	9	73,2 km/h 76 km/h
21	43	Mcelroy, Oscar	UAE	Al Ain Raceway	UAE	10	12:33,409 0:16,528	0:00,171	1:12,512	10	73,2 km/h 76 km/h
22	29	Diaz, Daniel	COL	Racing Components	COL	10	12:33,697 0:16,816	0:00,288	1:12,583	9	73,1 km/h 75,9 km/h
23	45	Schmeiss, Moritz	GER	Beule Kart Racing Team	GER	10	12:34,505 0:17,624	0:00,808	1:12,922	8	73 km/h 75,6 km/h
24	19	Ramirez, Ramon	CHI	Ramon Ramirez Soto	CHI	10	12:35,267 0:18,386	0:00,762	1:13,120	7	73 km/h 75,4 km/h
25	16	Champatin, Pudtitorn	THA	KRS Motorsports	MAS	10	12:35,401 0:18,520	0:00,134	1:13,166	9	73 km/h 75,3 km/h
26	42	Lombardi, Mattia	ITA	Lombardi Guiseppe	ITA	10	12:35,549 0:18,668	0:00,148	1:13,114	8	72,9 km/h 75,4 km/h
27	34	Matejczyk, Filip	POL	Rkt	POL	10	12:39,385 0:22,504	0:03,836	1:12,933	9	72,6 km/h 75,6 km/h
28	14	Ruiz, Sebastian	AUS	International Karting Distribution	AUS	10	12:40,780 0:23,899	0:01,395	1:13,411	9	72,4 km/h 75,1 km/h
29	40	Sadar, Mai	SLO	Sportstil Akk	SLO	10	12:40,898 0:24,017	0:00,118	1:13,123	9	72,4 km/h 75,4 km/h
30	27	Bogunovic, Aleksandar	MEX	Roberto Elizondo	MEX	10	12:40,905 0:24,024	0:00,007	1:13,961	6	72,4 km/h 74,5 km/h
31	44	Al Dhaheri, Rashid	UAE	Al Ain Raceway	UAE	10	12:42,033 0:25,152	0:01,128	1:13,722	10	72,3 km/h 74,8 km/h



Final 125 Micro MAX

NEU - NEW

Strecke / track: 1531m
started: 35 classified: 34 not classified: 1

class: 125 Micro MAX
excluded: 1

fastest Lap Kristiansen, Marius at: 1:11,935
Doc. 93.1

Pos	Str. Nr.	Fahrer Driver	Nation	Entrant	Nation	Runden Laps	Gesamtzeit Differenz	Abstand Gap	beste Runde best Lap	in R. in L.	Ø Geschw. Speed
32	13	De Paiva, Joshua		Paul De Paiva		10	12:43,625 0:26,744	0:01,592	1:13,763	10	72,2 km/h 74,7 km/h
33	10	Yuanpu, Cui		KRS Motorsports		10	12:44,370 0:27,489	0:00,745	1:14,162	8	72,1 km/h 74,3 km/h
34	31	Fujii, Shota		AKK Sportstil		10	12:55,407 0:38,526	0:11,037	1:15,192	10	71,1 km/h 73,3 km/h
	41	Malheiro, Adrian		Olga Sune Recio							EXCLUDED

StNr. 40 10 sec penalty false start
StNr. 41 Exclusion from the Meeting

Clerk of the Course: R.Brito/R.Moselli/L.Azevedo/M.Branco Race-Control:T.Lainer Race director:N.Edward
Stewards: R.Norbury / M.Guignard / L.Roby / P.Lackman / V.Sousa / N.Giorgione
Scrutineer: P.Klaassen / E.Salmon / F.Loer / R.Jafer / J.M. Ruhani / R.Roberio
Time Keeping: KART-DATA timing service Franz Schieszler / Martin Summerer

Zeitnahme / timekeeping

control

Franz Schieszler

gedruckt um / printed at: 15:24:08



RESULTS GRAND FINALS 2016

SARNO / ITALY, OCT. 15 - 22



Final 125 Micro MAX

Strecke / track: 1531

Fahrername Driver	Laroque Diego	De Haan Robert	Haanen Kris	Egozi James	Kristiansen Marius	Vayron Elliott	Sugar Daniel	Vallve Santiago	Piekutowski Bartlomiej	Jalava Aleksi	Gatich Daniil	Cioni Lorenzo
schnellste Runde in Runde	1:11,943 Rn. 8	1:11,974 Rn. 8	1:12,070 Rn. 8	1:11,954 Rn. 8	1:11,935 Rn. 8	1:12,251 Rn. 8	1:12,292 Rn. 9	1:12,640 Rn. 8	1:12,434 Rn. 9	1:12,488 Rn. 9	1:13,105 Rn. 9	1:12,473 Rn. 9
Speed	76,6 km/h	76,6 km/h	76,5 km/h	76,6 km/h	76,6 km/h	76,3 km/h	76,2 km/h	75,9 km/h	76,1 km/h	76,0 km/h	75,4 km/h	76,1 km/h
Lap 1	1:15,164	1:15,232	1:15,348	1:15,616	1:15,591	1:16,571	1:17,054	1:17,572	1:17,523	1:17,662	1:17,728	1:17,720
Lap 2	1:14,638	1:15,543	1:14,332	1:14,351	1:13,970	1:13,856	1:14,379	1:14,100	1:15,182	1:15,344	1:14,656	1:16,664
Lap 3	1:13,566	1:13,747	1:14,258	1:13,785	1:13,205	1:13,694	1:13,551	1:13,566	1:14,503	1:13,963	1:13,886	1:13,811
Lap 4	1:13,110	1:13,259	1:13,610	1:13,946	1:13,441	1:13,309	1:12,952	1:12,956	1:13,612	1:13,367	1:13,503	1:13,827
Lap 5	1:13,638	1:13,401	1:13,187	1:13,239	1:13,377	1:13,219	1:13,052	1:12,786	1:13,988	1:14,566	1:13,800	1:13,089
Lap 6	1:14,087	1:13,955	1:13,345	1:13,403	1:13,992	1:13,982	1:13,371	1:13,858	1:13,809	1:13,717	1:13,423	1:13,487
Lap 7	1:12,525	1:13,496	1:12,908	1:12,728	1:14,089	1:13,798	1:13,886	1:13,725	1:13,608	1:13,336	1:13,822	1:13,538
Lap 8	1:11,943	1:11,974	1:12,070	1:11,954	1:11,935	1:12,251	1:12,301	1:12,640	1:12,828	1:12,787	1:13,253	1:12,786
Lap 9	1:13,023	1:12,062	1:12,578	1:12,794	1:12,656	1:12,386	1:12,292	1:12,679	1:12,434	1:12,488	1:13,105	1:12,473
Lap 10	1:13,058	1:12,521	1:13,613	1:14,002	1:13,707	1:13,755	1:13,673	1:12,803	1:12,823	1:13,411	1:13,914	1:13,247



RESULTS GRAND FINALS 2016

SARNO / ITALY, OCT. 15 - 22



Final 125 Micro MAX

Strecke / track: 1531

Fahrername Driver	Horachi Ryota	Martins Enrico	Bohdanowicz Lucas	Sardellitti Anthony	Malinovskis Matiss	Nousopoulos Konstantinos	Vaello Yerai	Hakala Ronan Patrick	Mcelroy Oscar	Diaz Daniel	Schmeiss Moritz	Ramirez Ramon
schnellste Runde in Runde	1:12,376 Rn. 9	1:12,514 Rn. 9	1:12,443 Rn. 9	1:12,429 Rn. 9	1:12,316 Rn. 9	1:12,300 Rn. 9	1:12,949 Rn. 7	1:12,514 Rn. 9	1:12,512 Rn. 10	1:12,583 Rn. 9	1:12,922 Rn. 8	1:13,120 Rn. 7
Speed	76,2 km/h	76,0 km/h	76,1 km/h	76,1 km/h	76,2 km/h	76,2 km/h	75,6 km/h	76,0 km/h	76,0 km/h	75,9 km/h	75,6 km/h	75,4 km/h
Lap 1	1:18,205	1:18,122	1:18,188	1:19,989	1:17,992	1:19,511	1:18,269	1:17,774	1:24,310	1:21,271	1:20,133	1:18,694
Lap 2	1:16,387	1:15,140	1:15,982	1:16,454	1:15,892	1:15,840	1:16,082	1:16,894	1:14,914	1:15,020	1:15,243	1:15,489
Lap 3	1:15,829	1:15,112	1:16,601	1:16,033	1:15,498	1:16,844	1:17,144	1:17,307	1:14,969	1:16,535	1:16,186	1:17,154
Lap 4	1:14,248	1:14,168	1:13,705	1:16,965	1:16,480	1:15,450	1:15,971	1:15,840	1:15,560	1:16,042	1:15,085	1:16,705
Lap 5	1:13,895	1:14,891	1:13,825	1:13,448	1:14,445	1:14,137	1:14,080	1:16,167	1:14,241	1:13,850	1:16,634	1:14,614
Lap 6	1:13,223	1:13,176	1:13,842	1:13,776	1:13,427	1:15,170	1:14,131	1:14,349	1:13,691	1:13,969	1:14,985	1:14,217
Lap 7	1:12,635	1:12,691	1:12,626	1:12,756	1:13,356	1:12,725	1:12,949	1:13,334	1:13,360	1:14,147	1:13,460	1:13,120
Lap 8	1:13,232	1:12,595	1:12,777	1:13,269	1:13,295	1:13,088	1:13,464	1:13,758	1:13,360	1:13,948	1:12,922	1:13,334
Lap 9	1:12,376	1:12,514	1:12,443	1:12,429	1:12,316	1:12,300	1:13,513	1:12,514	1:13,246	1:12,583	1:12,958	1:13,135
Lap 10	1:14,416	1:14,675	1:14,834	1:13,050	1:13,317	1:12,630	1:13,277	1:12,803	1:12,512	1:13,058	1:13,287	1:13,585



RESULTS GRAND FINALS 2016

SARNO / ITALY, OCT. 15 - 22



Final 125 Micro MAX

Strecke / track: 1531

Fahrername Driver	Champatin Pudtorn	Lombardi Mattia	Matejczyk Filip	Ruiz Sebastian	Sadar Mai	Bogunovic Aleksandar	Al Dhaheiri Rashid	De Paiva Joshua	Yuanpu Cui	Fujii Shota	Malheiro Adrian	
schnellste Runde in Runde	1:13,166 Rn. 9	1:13,114 Rn. 8	1:12,933 Rn. 9	1:13,411 Rn. 9	1:13,123 Rn. 9	1:13,961 Rn. 6	1:13,722 Rn. 10	1:13,763 Rn. 10	1:14,162 Rn. 8	1:15,192 Rn. 10		
Speed	75,3 km/h	75,4 km/h	75,6 km/h	75,1 km/h	75,4 km/h	74,5 km/h	74,8 km/h	74,7 km/h	74,3 km/h	73,3 km/h		
Lap 1	1:20,763	1:25,179	1:18,380	1:18,839	1:18,949	1:20,352	1:24,642	1:23,170	1:18,734	1:27,817		
Lap 2	1:15,531	1:15,486	1:16,381	1:16,057	1:16,193	1:15,395	1:14,640	1:14,631	1:15,682	1:16,638		
Lap 3	1:16,062	1:14,679	1:15,533	1:15,163	1:16,472	1:16,354	1:14,370	1:15,024	1:16,670	1:16,365		
Lap 4	1:16,678	1:15,386	1:14,111	1:14,683	1:15,252	1:16,962	1:16,600	1:16,635	1:17,451	1:16,124		
Lap 5	1:13,780	1:14,580	1:15,009	1:14,937	1:13,138	1:15,188	1:17,370	1:17,131	1:17,067	1:16,232		
Lap 6	1:14,230	1:13,817	1:14,115	1:13,527	1:14,109	<u>1:13,961</u>	1:15,128	1:14,574	1:14,714	1:16,203		
Lap 7	1:13,957	1:13,484	1:13,360	1:13,438	1:13,570	1:14,674	1:14,537	1:14,779	1:14,810	1:15,313		
Lap 8	1:13,693	<u>1:13,114</u>	1:13,473	1:13,570	1:13,441	1:14,287	1:13,925	1:14,144	<u>1:14,162</u>	1:15,867		
Lap 9	<u>1:13,166</u>	1:13,349	<u>1:12,933</u>	<u>1:13,411</u>	<u>1:13,123</u>	1:14,261	1:13,774	1:15,208	1:15,093	1:15,554		
Lap 10	1:14,104	1:13,433	1:22,603	1:24,224	1:13,637	1:15,001	<u>1:13,722</u>	<u>1:13,763</u>	1:14,329	<u>1:15,192</u>		



Final 125 Micro MAX

Beste Rundenzeiten / best laptimes

Strecke / track: 1531m

Pos	Race Pos.	Str. Nr.	Fahrer driver	Vorname	NAT	Rundenzeit lap time	in R. in lap	Differenz gap first	Abstand gap	Ø Geschw. Ø speed
1	5	39	Kristiansen	Marius	DEN	1:11,935	8			76,6 km/h
2	1	12	Laroque	Diego	USA	1:11,943	8	0:00,008	0:00,008	76,6 km/h
3	4	11	Egozi	James	USA	1:11,954	8	0:00,019	0:00,011	76,6 km/h
4	2	21	De Haan	Robert	NED	1:11,974	8	0:00,039	0:00,020	76,6 km/h
5	2	21	De Haan	Robert	NED	1:12,062	9	0:00,127	0:00,088	76,5 km/h
6	3	20	Haanen	Kris	NED	1:12,070	8	0:00,135	0:00,008	76,5 km/h
7	6	18	Vayron	Elliott	FRA	1:12,251	8	0:00,316	0:00,181	76,3 km/h
8	7	24	Sugar	Daniel	HUN	1:12,292	9	0:00,357	0:00,041	76,2 km/h
9	18	35	Nousopoulos	Konstantinos	GRE	1:12,300	9	0:00,365	0:00,008	76,2 km/h
10	7	24	Sugar	Daniel	HUN	1:12,301	8	0:00,366	0:00,001	76,2 km/h
11	17	38	Malinovskis	Matiss	LAT	1:12,316	9	0:00,381	0:00,015	76,2 km/h
12	13	32	Horachi	Ryota	JPN	1:12,376	9	0:00,441	0:00,060	76,2 km/h
13	6	18	Vayron	Elliott	FRA	1:12,386	9	0:00,451	0:00,010	76,1 km/h
14	35	41	Malheiro	Adrian	POR	1:12,397	8	0:00,462	0:00,011	76,1 km/h
15	16	25	Sardellitti	Anthony	CAN	1:12,429	9	0:00,494	0:00,032	76,1 km/h
16	9	30	Piekutowski	Bartlomiej	POL	1:12,434	9	0:00,499	0:00,005	76,1 km/h
17	15	33	Bohdanowicz	Lucas	ARG	1:12,443	9	0:00,508	0:00,009	76,1 km/h
18	12	22	Cioni	Lorenzo	FRA	1:12,473	9	0:00,538	0:00,030	76,1 km/h
19	10	26	Jalava	Aleksi	FIN	1:12,488	9	0:00,553	0:00,015	76,0 km/h
20	21	43	Mcelroy	Oscar	UAE	1:12,512	10	0:00,577	0:00,024	76,0 km/h

Warm-Up 125 Micro MAX

Strecke / track: 1531m

started: 35 classified: 35 not classified: 0

Doc. 87

Pos	Str. Nr.	Fahrer Driver	Nation	Entrant	Nation	Runden Laps	Gesamtzeit Differenz	Abstand Gap	beste Runde best Lap	in R. in L.	o Geschw. Speed
1	20	Haanen, Kris	NED	Pwm Haanen	NED	7			1:24,849	5	65,0 km/h
2	43	Mcelroy, Oscar	UAE	Al Ain Raceway	UAE	6	0:00,072	0:00,072	1:24,921	5	64,9 km/h
3	42	Lombardi, Mattia	ITA	Lombardi Giuseppe	ITA	7	0:00,303	0:00,231	1:25,152	7	64,7 km/h
4	39	Kristiansen, Marius	DEN	Ole Kristiansen	DEN	7	0:00,734	0:00,431	1:25,583	5	64,4 km/h
5	23	Vallve, Santiago	HUN	Birel Art Burgueno Team	ESP	6	0:02,555	0:01,821	1:27,404	6	63,1 km/h
6	34	Matejczyk, Filip	POL	Rkt	POL	6	0:02,600	0:00,045	1:27,449	5	63,0 km/h
7	36	Hakala, Ronan Patrick	EST	AIX Racing	EST	5	0:02,764	0:00,164	1:27,613	5	62,9 km/h
8	22	Cioni, Lorenzo	FRA	Sabrina Cioni	FRA	5	0:03,037	0:00,273	1:27,886	5	62,7 km/h
9	41	Malheiro, Adrian	POR	Olga Sune Recio	POR	6	0:03,075	0:00,038	1:27,924	5	62,7 km/h
10	28	Gatich, Daniil	RUS	AVIAGAMMA	RUS	6	0:03,513	0:00,438	1:28,362	6	62,4 km/h
11	30	Piekutowski, Bartlomiej	POL	Uniq Racing	POL	6	0:03,621	0:00,108	1:28,470	6	62,3 km/h
12	44	Al Dhaheri, Rashid	UAE	Al Ain Raceway	UAE	6	0:03,643	0:00,022	1:28,492	5	62,3 km/h
13	16	Champatin, Pudtitorn	THA	KRS Motorsports	MAS	7	0:03,718	0:00,075	1:28,567	4	62,2 km/h
14	18	Vayron, Elliott	FRA	Vayron Jean-Francois	FRA	4	0:03,899	0:00,181	1:28,748	4	62,1 km/h
15	33	Bohdanowicz, Lucas	ARG	Hugo Bohdanowicz	ARG	6	0:04,064	0:00,165	1:28,913	4	62,0 km/h
16	12	Laroque, Diego	USA	Maxspeed Group	USA	6	0:04,079	0:00,015	1:28,928	6	62,0 km/h
17	14	Ruiz, Sebastian	AUS	International Karting Distribution	AUS	7	0:04,241	0:00,162	1:29,090	7	61,9 km/h
18	11	Egozi, James	USA	Maxspeed Group	USA	4	0:04,245	0:00,004	1:29,094	3	61,9 km/h
19	38	Malinovskis, Matiss	LAT	Raimonds Cabulis	LAT	7	0:04,412	0:00,167	1:29,261	7	61,7 km/h
20	32	Horachi, Ryota	JPN	Eiko Japan	JPN	7	0:05,464	0:01,052	1:30,313	4	61,0 km/h
21	29	Diaz, Daniel	COL	Racing Components	COL	7	0:05,655	0:00,191	1:30,504	6	60,9 km/h
22	40	Sadar, Mai	SLO	Sportstil Akk	SLO	6	0:05,683	0:00,028	1:30,532	6	60,9 km/h
23	10	Yuanpu, Cui	CHN	KRS Motorsports	MAS	7	0:05,699	0:00,016	1:30,548	7	60,9 km/h
24	37	Vaello, Yerai	ITA	Angel Vaello	ITA	5	0:05,981	0:00,282	1:30,830	5	60,7 km/h
25	45	Schmeiss, Moritz	GER	Beule Kart Racing Team	GER	6	0:06,000	0:00,019	1:30,849	6	60,7 km/h
26	26	Jalava, Aleksi	FIN	Jalava Mikko	FIN	4	0:06,052	0:00,052	1:30,901	4	60,6 km/h
27	24	Sugar, Daniel	HUN	Top-Motorsport Egysesulet	HUN	7	0:06,159	0:00,107	1:31,008	4	60,6 km/h
28	15	Martins, Enrico	BRA	Mach 5 Karting	BRA	7	0:06,187	0:00,028	1:31,036	7	60,5 km/h
29	25	Sardellitti, Anthony	CAN	SRA Karting International Inc	CAN	5	0:06,608	0:00,421	1:31,457	5	60,3 km/h
30	35	Nousopoulos, Konstantinos	GRE	GSR	GRE	6	0:06,640	0:00,032	1:31,489	6	60,2 km/h
31	31	Fujii, Shota	SLO	AKK Sportstil	SLO	7	0:07,099	0:00,459	1:31,948	5	59,9 km/h
32	13	De Paiva, Joshua	RSA	Paul De Paiva	RSA	7	0:07,351	0:00,252	1:32,200	7	59,8 km/h
33	19	Ramirez, Ramon	CHI	Ramon Ramirez Soto	CHI	5	0:07,620	0:00,269	1:32,469	4	59,6 km/h
34	27	Bogunovic, Aleksandar	MEX	Roberto Elizondo	MEX	3	0:10,426	0:02,806	1:35,275	1	57,8 km/h
35	21	De Haan, Robert	NED	Cees De Haan	NED	0					

Clerk of the Course: R.Brito/R.Moselli/L.Azevedo/M.Branco Race-Control:T.Lainer Race director:N.Edwards

Stewards: R.Norbury / M.Guignard / L.Roby / P.Lackman / V.Sousa / N.Giorgione

Scrutineer: P.Klaassen / E.Salmon / F.Loer / R.Jafer / J.M. Ruhani / R.Roberio

Time Keeping: KART-DATA timing service Franz Schieszler / Martin Summerer



RESULTS GRAND FINALS 2016

SARNO / ITALY, OCT. 15 - 22



Warm-Up 125 Micro MAX

Strecke / track: 1531 started: 35 classified: 35 not classified: 0

Fahrername Driver	Haanen Kris	Mclroy Oscar	Lombardi Mattia	Kristiansen Marius	Vallve Santiago	Matejczyk Filip	Hakala Ronan Patrick	Cioni Lorenzo	Malheiro Adrian	Gatich Danil	Piekutowski Bartłomiej	Al Dhaheiri Rashid
schnellste Runde in Runde	1:24,849 Rn. 5	1:24,921 Rn. 5	1:25,152 Rn. 7	1:25,583 Rn. 5	1:27,404 Rn. 6	1:27,449 Rn. 5	1:27,613 Rn. 5	1:27,886 Rn. 5	1:27,924 Rn. 5	1:28,362 Rn. 6	1:28,470 Rn. 6	1:28,492 Rn. 5
Speed	65,0 km/h	64,9 km/h	64,7 km/h	64,4 km/h	63,1 km/h	63,0 km/h	62,9 km/h	62,7 km/h	62,7 km/h	62,4 km/h	62,3 km/h	62,3 km/h
Lap 1	1:36,757	1:36,745	1:35,075	1:38,222	1:29,249	1:45,517	1:28,339	1:39,146	1:37,240	1:50,128	1:48,230	1:42,386
Lap 2	1:26,558	1:26,516	1:26,088	1:28,587	1:29,701	1:29,035	1:30,101	1:29,210	1:29,483	1:31,019	1:29,706	1:30,135
Lap 3	1:25,041	1:26,148	1:25,914	1:26,999	1:27,471	1:37,123	1:34,361	1:29,060	1:43,388	1:29,217	1:29,395	1:29,148
Lap 4	1:25,167	1:25,281	1:25,840	1:26,859	1:28,007	1:28,415	1:29,757	1:31,057	1:29,117	1:28,844	1:29,280	1:30,120
Lap 5	<u>1:24,849</u>	<u>1:24,921</u>	1:25,257	<u>1:25,583</u>	1:27,994	<u>1:27,449</u>	<u>1:27,613</u>	<u>1:27,886</u>	<u>1:27,924</u>	1:30,002	1:28,721	<u>1:28,492</u>
Lap 6	1:25,723	1:25,211	1:26,683	1:26,121	<u>1:27,404</u>	1:27,694			1:30,176	<u>1:28,362</u>	<u>1:28,470</u>	1:28,947
Lap 7	1:26,124		<u>1:25,152</u>	1:26,028								



RESULTS GRAND FINALS 2016

SARNO / ITALY, OCT. 15 - 22



Warm-Up 125 Micro MAX

Strecke / track: 1531 started: 35 classified: 35 not classified: 0

Fahrername Driver	Champatin Pudtorn	Vayron Elliott	Bohdanowicz Lucas	Laroque Diego	Ruiz Sebastian	Egozi James	Malinovskis Matiss	Horachi Ryota	Diaz Daniel	Sadar Mai	Yuanpu Cui	Vaello Yerai
schnellste Runde in Runde	1:28,567 Rn. 4	1:28,748 Rn. 4	1:28,913 Rn. 4	1:28,928 Rn. 6	1:29,090 Rn. 7	1:29,094 Rn. 3	1:29,261 Rn. 7	1:30,313 Rn. 4	1:30,504 Rn. 6	1:30,532 Rn. 6	1:30,548 Rn. 7	1:30,830 Rn. 5
Speed	62,2 km/h	62,1 km/h	62,0 km/h	62,0 km/h	61,9 km/h	61,9 km/h	61,7 km/h	61,0 km/h	60,9 km/h	60,9 km/h	60,9 km/h	60,7 km/h
Lap 1	1:42,597	1:38,788	1:39,296	1:57,674	1:39,822	1:54,280	1:44,662	1:47,737	1:47,187	1:45,252	1:42,041	2:16,205
Lap 2	1:31,798	1:30,567	1:31,850	1:29,396	1:35,365	1:30,785	1:38,377	1:32,418	1:38,431	1:32,994	1:33,012	2:04,322
Lap 3	1:30,129	1:29,754	1:30,105	1:29,545	1:32,786	<u>1:29,094</u>	1:31,275	1:32,303	1:36,100	1:31,691	1:31,715	1:42,209
Lap 4	<u>1:28,567</u>	<u>1:28,748</u>	<u>1:28,913</u>	1:29,815	1:31,243	1:29,120	1:29,886	<u>1:30,313</u>	1:31,455	1:43,289	1:31,782	1:32,602
Lap 5	1:29,485		1:53,512	1:29,573	1:31,134		1:29,317	1:30,559	1:32,765	1:40,181	1:31,068	<u>1:30,830</u>
Lap 6	1:31,077		1:38,701	<u>1:28,928</u>	1:32,461		1:44,761	1:31,118	<u>1:30,504</u>	<u>1:30,532</u>	1:31,503	
Lap 7	1:29,634				<u>1:29,090</u>		<u>1:29,261</u>	1:30,585	1:33,133		<u>1:30,548</u>	



RESULTS GRAND FINALS 2016

SARNO / ITALY, OCT. 15 - 22



Warm-Up 125 Micro MAX

Strecke / track: 1531 started: 35 classified: 35 not classified: 0

Fahrername Driver	Schmeiss Moritz	Jalava Aleksi	Sugar Daniel	Martins Enrico	Sardellitti Anthony	Nousopoulos Konstantinos	Fujii Shota	De Paiva Joshua	Ramirez Ramon	Bogunovic Aleksandar	De Haan Robert	
schnellste Runde in Runde	1:30,849 Rn. 6	1:30,901 Rn. 4	1:31,008 Rn. 4	1:31,036 Rn. 7	1:31,457 Rn. 5	1:31,489 Rn. 6	1:31,948 Rn. 5	1:32,200 Rn. 7	1:32,469 Rn. 4	1:35,275 Rn. 1		
Speed	60,7 km/h	60,6 km/h	60,6 km/h	60,5 km/h	60,3 km/h	60,2 km/h	59,9 km/h	59,8 km/h	59,6 km/h	57,8 km/h		
Lap 1	1:37,839	1:40,555	1:41,449	1:41,194	2:01,315	1:35,575	1:46,178	1:44,351	1:49,791	<u>1:35,275</u>		
Lap 2	1:31,744	1:32,783	1:33,660	1:33,233	1:36,620	1:33,265	1:37,067	1:34,724	1:34,204	1:44,494		
Lap 3	1:31,444	1:31,548	1:32,039	1:35,239	1:35,824	1:32,338	1:33,520	1:33,117	1:44,471	2:27,720		
Lap 4	1:43,297	<u>1:30,901</u>	<u>1:31,008</u>	1:32,551	1:34,265	1:32,649	1:42,954	1:33,849	<u>1:32,469</u>			
Lap 5	1:30,870		1:31,105	1:31,332	<u>1:31,457</u>	1:36,047	<u>1:31,948</u>	1:32,649	1:37,705			
Lap 6	<u>1:30,849</u>		1:31,248	1:33,389		<u>1:31,489</u>	1:41,606	1:33,290				
Lap 7			1:32,408	<u>1:31,036</u>			1:38,610	<u>1:32,200</u>				



Warm-Up 125 Micro MAX

Beste Rundenzeiten / best laptimes

Strecke / track: 1531m

Pos	Race Pos.	Str. Nr.	Fahrer driver	Vorname	NAT	Rundenzeit lap time	in R. in lap	Differenz gap first	Abstand gap	Ø Geschw. Ø speed
1	1	20	Haanen	Kris	NED	1:24,849	5			65,0 km/h
2	2	43	Mcelroy	Oscar	UAE	1:24,921	5	0:00,072	0:00,072	64,9 km/h
3	1	20	Haanen	Kris	NED	1:25,041	3	0:00,192	0:00,120	64,8 km/h
4	3	42	Lombardi	Mattia	ITA	1:25,152	7	0:00,303	0:00,111	64,7 km/h
5	1	20	Haanen	Kris	NED	1:25,167	4	0:00,318	0:00,015	64,7 km/h
6	2	43	Mcelroy	Oscar	UAE	1:25,211	6	0:00,362	0:00,044	64,7 km/h
7	3	42	Lombardi	Mattia	ITA	1:25,257	5	0:00,408	0:00,046	64,6 km/h
8	2	43	Mcelroy	Oscar	UAE	1:25,281	4	0:00,432	0:00,024	64,6 km/h
9	4	39	Kristiansen	Marius	DEN	1:25,583	5	0:00,734	0:00,302	64,4 km/h
10	1	20	Haanen	Kris	NED	1:25,723	6	0:00,874	0:00,140	64,3 km/h
11	3	42	Lombardi	Mattia	ITA	1:25,840	4	0:00,991	0:00,117	64,2 km/h
12	3	42	Lombardi	Mattia	ITA	1:25,914	3	0:01,065	0:00,074	64,2 km/h
13	4	39	Kristiansen	Marius	DEN	1:26,028	7	0:01,179	0:00,114	64,1 km/h
14	3	42	Lombardi	Mattia	ITA	1:26,088	2	0:01,239	0:00,060	64,0 km/h
15	4	39	Kristiansen	Marius	DEN	1:26,121	6	0:01,272	0:00,033	64,0 km/h
16	1	20	Haanen	Kris	NED	1:26,124	7	0:01,275	0:00,003	64,0 km/h
17	2	43	Mcelroy	Oscar	UAE	1:26,148	3	0:01,299	0:00,024	64,0 km/h
18	2	43	Mcelroy	Oscar	UAE	1:26,516	2	0:01,667	0:00,368	63,7 km/h
19	1	20	Haanen	Kris	NED	1:26,558	2	0:01,709	0:00,042	63,7 km/h
20	3	42	Lombardi	Mattia	ITA	1:26,683	6	0:01,834	0:00,125	63,6 km/h



Pre-Final 125 Micro MAX

NEU - NEW

Strecke / track: 1531m
 started: 35 classified: 35 not classified: 0

class: 125 Micro MAX

fastest Lap Vayron, Elliott at: 1:11,744
 Doc. 73.3

Pos	Str. Nr.	Fahrer Driver	Nation	Entrant	Nation	Runden Laps	Gesamtzeit Differenz	Abstand Gap	beste Runde best Lap	in R. in L.	Ø Geschw. Ø Speed
1	11	Egozi, James	USA	Maxspeed Group	USA	9	10:57,937		1:11,927	7	75,4 km/h
2	18	Vayron, Elliott	FRA	Vayron Jean-Francois	FRA	9	10:57,990 0:00,053	0:00,053	1:11,744	7	75,4 km/h 76,8 km/h
3	21	De Haan, Robert	NED	Cees De Haan	NED	9	10:58,768 0:00,831	0:00,778	1:11,924	7	75,3 km/h 76,6 km/h
4	12	Laroque, Diego	USA	Maxspeed Group	USA	9	10:59,761 0:01,824	0:00,993	1:12,211	8	75,2 km/h 76,3 km/h
5	41	Malheiro, Adrian	POR	Olga Sune Recio	POR	9	10:59,836 0:01,899	0:00,075	1:12,182	8	75,2 km/h 76,4 km/h
6	28	Gatich, Daniil	RUS	AVIAGAMMA	RUS	9	11:00,012 0:02,075	0:00,176	1:12,085	8	75,2 km/h 76,5 km/h
7	20	Haanen, Kris	NED	Pwm Haanen	NED	9	11:00,203 0:02,266	0:00,191	1:12,158	8	75,1 km/h 76,4 km/h
8	23	Vallve, Santiago	HUN	Birel Art Burgueno Team	ESP	9	11:05,207 0:07,270	0:05,004	1:12,607	5	74,6 km/h 75,9 km/h
9	24	Sugar, Daniel	HUN	Top-Motorsport Egyesulet	HUN	9	11:05,473 0:07,536	0:00,266	1:12,319	9	74,5 km/h 76,2 km/h
10	36	Hakala, Ronan Patrick	EST	AIX Racing	EST	9	11:07,853 0:09,916	0:02,380	1:12,916	9	74,3 km/h 75,6 km/h
11	30	Piekutowski, Bartlomiej	POL	Uniq Racing	POL	9	11:08,023 0:10,086	0:00,170	1:13,031	5	74,3 km/h 75,5 km/h
12	39	Kristiansen, Marius	DEN	Ole Kristiansen	DEN	9	11:08,405 0:10,468	0:00,382	1:12,627	5	74,2 km/h 75,9 km/h
13	26	Jalava, Aleksi	FIN	Jalava Mikko	FIN	9	11:08,518 0:10,581	0:00,113	1:12,289	6	74,2 km/h 76,2 km/h
14	33	Bohdanowicz, Lucas	ARG	Hugo Bohdanowicz	ARG	9	11:08,857 0:10,920	0:00,339	1:12,552	8	74,2 km/h 76 km/h
15	22	Cioni, Lorenzo	FRA	Sabrina Cioni	FRA	9	11:09,003 0:11,066	0:00,146	1:12,596	5	74,1 km/h 75,9 km/h
16	25	Sardellitti, Anthony	CAN	SRA Karting International Inc	CAN	9	11:12,307 0:14,370	0:03,304	1:13,332	7	73,8 km/h 75,2 km/h
17	32	Horachi, Ryota	JPN	Eiko Japan	JPN	9	11:15,035 0:17,098	0:02,728	1:12,878	9	73,5 km/h 75,6 km/h
18	14	Ruiz, Sebastian	AUS	International Karting Distribution	AUS	9	11:15,245 0:17,308	0:00,210	1:12,487	8	73,5 km/h 76 km/h
19	43	Mcelroy, Oscar	UAE	Al Ain Raceway	UAE	9	11:15,857 0:17,920	0:00,612	1:12,583	9	73,4 km/h 75,9 km/h
20	42	Lombardi, Mattia	ITA	Lombardi Guiseppe	ITA	9	11:17,040 0:19,103	0:01,183	1:13,162	9	73,3 km/h 75,3 km/h
21	44	Al Dhaheri, Rashid	UAE	Al Ain Raceway	UAE	9	11:18,968 0:21,031	0:01,928	1:13,259	7	73,1 km/h 75,2 km/h
22	40	Sadar, Mai	SLO	Sportstil Akk	SLO	9	11:19,663 0:21,726	0:00,695	1:12,990	9	73 km/h 75,5 km/h
23	16	Champatin, Pudtitorn	THA	KRS Motorsports	MAS	9	11:19,775 0:21,838	0:00,112	1:12,999	9	73 km/h 75,5 km/h
24	29	Diaz, Daniel	COL	Racing Components	COL	9	11:21,552 0:23,615	0:01,777	1:13,393	7	72,8 km/h 75,1 km/h
25	45	Schmeiss, Moritz	GER	Beule Kart Racing Team	GER	9	11:21,631 0:23,694	0:00,079	1:13,237	6	72,8 km/h 75,3 km/h
26	35	Nousopoulos, Konstantinos	GRE	GSR	GRE	9	11:21,655 0:23,718	0:00,024	1:13,706	7	72,8 km/h 74,8 km/h
27	37	Vaello, Yerai	ITA	Angel Vaello	ITA	9	11:23,071 0:25,134	0:01,416	1:14,177	5	72,6 km/h 74,3 km/h
28	34	Matejczyk, Filip	POL	Rkt	POL	9	11:23,492 0:25,555	0:00,421	1:14,171	6	72,6 km/h 74,3 km/h
29	27	Bogunovic, Aleksandar	MEX	Roberto Elizondo	MEX	9	11:23,598 0:25,661	0:00,106	1:13,519	9	72,6 km/h 75 km/h
30	31	Fujii, Shota	SLO	AKK Sportstil	SLO	9	11:24,464 0:26,527	0:00,866	1:13,605	9	72,5 km/h 74,9 km/h
31	13	De Paiva, Joshua	RSA	Paul De Paiva	RSA	9	11:24,587 0:26,650	0:00,123	1:13,420	9	72,5 km/h 75,1 km/h



Pre-Final 125 Micro MAX

NEU - NEW

Strecke / track: 1531m
started: 35 classified: 35 not classified: 0

class: 125 Micro MAX

fastest Lap Vayron, Elliott at: 1:11,744
Doc. 73.3

Pos	Str. Nr.	Fahrer Driver	Nation	Entrant	Nation	Runden Laps	Gesamtzeit Differenz	Abstand Gap	beste Runde best Lap	in R. in L.	Ø Geschw. Ø Speed
32	15	Martins, Enrico	BRA	Mach 5 Karting	BRA	9	11:25,064 0:27,127	0:00,477	1:12,949	6	72,4 km/h 75,6 km/h
33	38	Malinovskis, Matiss	LAT	Raimonds Cabulis	LAT	9	11:33,171 0:35,234	0:08,107	1:13,188	4	71,6 km/h 75,3 km/h
34	19	Ramirez, Ramon	CHI	Ramon Ramirez Soto	CHI	9	11:34,216 0:36,279	0:01,045	1:13,093	7	71,5 km/h 75,4 km/h
35	10	Yuanpu, Cui	CHN	KRS Motorsports	MAS	9	11:50,125 0:52,188	0:15,909	1:16,898	9	69,9 km/h 71,7 km/h

StNr. 15,19,38 10 sec penalty Frontfairing

Clerk of the Course: R.Brito/R.Moselli/L.Azevedo/M.Branco Race-Control:T.Lainer Race director:N.Edward
Stewards: R.Norbury / M.Guignard / L.Roby / P.Lackman / V.Sousa / N.Giorgione
Scrutineer: P.Klaassen / E.Salmon / F.Loer / R.Jafer / J.M. Ruhani / R.Roberio
Time Keeping: KART-DATA timing service Franz Schieszler / Martin Summerer

Zeitnahme / timekeeping

control
Schieszler
Franz Schieszler

gedruckt um / printed at: 13:54:29



RESULTS GRAND FINALS 2016

SARNO / ITALY, OCT. 15 - 22



Pre-Final 125 Micro MAX

Strecke / track: 1531

Fahrername Driver	Egozi James	Vayron Elliott	De Haan Robert	Laroque Diego	Malheiro Adrian	Gatich Daniil	Haanen Kris	Vallve Santiago	Sugar Daniel	Hakala Ronan Patrick	Piekutowski Bartłomiej	Kristiansen Marius
schnellste Runde in Runde	1:11,927 Rn. 7	1:11,744 Rn. 7	1:11,924 Rn. 7	1:12,211 Rn. 8	1:12,182 Rn. 8	1:12,085 Rn. 8	1:12,158 Rn. 8	1:12,607 Rn. 5	1:12,319 Rn. 9	1:12,916 Rn. 9	1:13,031 Rn. 5	1:12,627 Rn. 5
Speed	76,6 km/h	76,8 km/h	76,6 km/h	76,3 km/h	76,4 km/h	76,5 km/h	76,4 km/h	75,9 km/h	76,2 km/h	75,6 km/h	75,5 km/h	75,9 km/h
Lap 1	1:15,306	1:16,097	1:15,244	1:15,112	1:15,460	1:15,994	1:15,486	1:16,476	1:16,507	1:17,828	1:16,454	1:16,508
Lap 2	1:13,506	1:13,324	1:14,039	1:13,519	1:13,928	1:13,683	1:13,939	1:15,252	1:14,808	1:13,864	1:14,273	1:14,747
Lap 3	1:13,895	1:13,004	1:13,913	1:13,058	1:12,594	1:13,538	1:13,292	1:14,100	1:13,838	1:13,209	1:13,672	1:13,773
Lap 4	1:12,834	1:12,611	1:12,536	1:12,879	1:12,701	1:12,580	1:12,495	1:14,131	1:13,383	1:13,612	1:13,917	1:14,619
Lap 5	1:12,348	1:12,241	1:12,167	1:12,684	1:12,601	1:12,343	1:13,265	1:12,607	1:13,335	1:13,150	1:13,031	1:12,627
Lap 6	1:12,125	1:12,208	1:12,152	1:13,616	1:13,933	1:12,781	1:13,197	1:13,265	1:13,222	1:13,423	1:13,485	1:13,656
Lap 7	1:11,927	1:11,744	1:11,924	1:12,729	1:12,713	1:12,853	1:12,859	1:12,636	1:13,621	1:13,457	1:13,419	1:13,448
Lap 8	1:12,248	1:12,185	1:12,245	1:12,211	1:12,182	1:12,085	1:12,158	1:12,805	1:12,834	1:13,974	1:13,860	1:13,983
Lap 9	1:12,437	1:12,413	1:13,351	1:12,295	1:12,285	1:12,308	1:12,290	1:12,653	1:12,319	1:12,916	1:13,697	1:13,547



RESULTS GRAND FINALS 2016

SARNO / ITALY, OCT. 15 - 22



Pre-Final 125 Micro MAX

Strecke / track: 1531

Fahrername Driver	Jalava Aleksi	Bohdanowicz Lucas	Cioni Lorenzo	Sardellitti Anthony	Horachi Ryota	Ruiz Sebastian	Mcelroy Oscar	Lombardi Mattia	Al Dhaheri Rashid	Sadar Mai	Champatin Puttitorn	Diaz Daniel
schnellste Runde in Runde	1:12,289 Rn. 6	1:12,552 Rn. 8	1:12,596 Rn. 5	1:13,332 Rn. 7	1:12,878 Rn. 9	1:12,487 Rn. 8	1:12,583 Rn. 9	1:13,162 Rn. 9	1:13,259 Rn. 7	1:12,990 Rn. 9	1:12,999 Rn. 9	1:13,393 Rn. 7
Speed	76,2 km/h	76,0 km/h	75,9 km/h	75,2 km/h	75,6 km/h	76,0 km/h	75,9 km/h	75,3 km/h	75,2 km/h	75,5 km/h	75,5 km/h	75,1 km/h
Lap 1	1:18,634	1:19,655	1:19,790	1:19,170	1:19,608	1:19,529	1:18,903	1:20,318	1:18,944	1:22,569	1:21,178	1:22,626
Lap 2	1:14,375	1:15,442	1:14,311	1:14,794	1:17,229	1:19,576	1:16,027	1:14,565	1:16,128	1:15,475	1:14,607	1:14,556
Lap 3	1:13,710	1:13,596	1:13,532	1:13,462	1:14,228	1:13,677	1:14,575	1:15,116	1:14,322	1:13,849	1:14,826	1:14,856
Lap 4	1:12,961	1:13,427	1:12,855	1:14,640	1:14,185	1:13,498	1:14,747	1:13,953	1:13,732	1:13,413	1:13,866	1:13,832
Lap 5	1:12,601	1:12,733	<u>1:12,596</u>	1:13,960	1:14,360	1:13,683	1:15,534	1:14,277	1:16,201	1:15,643	1:16,427	1:16,358
Lap 6	<u>1:12,289</u>	1:12,906	1:12,737	1:13,395	1:13,199	1:13,434	1:13,436	1:13,208	1:14,028	1:13,424	1:13,586	1:14,444
Lap 7	1:12,862	1:12,933	1:13,106	<u>1:13,332</u>	1:13,639	1:13,577	1:13,160	1:13,592	<u>1:13,259</u>	1:14,023	1:13,287	<u>1:13,393</u>
Lap 8	1:14,854	<u>1:12,552</u>	1:14,011	1:13,463	1:13,724	<u>1:12,487</u>	1:13,756	1:14,610	1:15,503	1:14,364	1:14,853	1:14,414
Lap 9	1:13,071	1:13,223	1:13,951	1:13,336	<u>1:12,878</u>	1:13,020	<u>1:12,583</u>	<u>1:13,162</u>	1:13,502	<u>1:12,990</u>	<u>1:12,999</u>	1:14,544



RESULTS GRAND FINALS 2016

SARNO / ITALY, OCT. 15 - 22



Pre-Final 125 Micro MAX

Strecke / track: 1531

Fahrername Driver	Schmeiss Moritz	Nousopoulos Konstantinos	Vaello Yerai	Matejczyk Filip	Bogunovic Aleksandar	Fujii Shota	De Paiva Joshua	Martins Enrico	Malinovskis Matiss	Ramirez Ramon	Yuanpu Cui	
schnellste Runde in Runde	1:13,237 Rn. 6	1:13,706 Rn. 7	1:14,177 Rn. 5	1:14,171 Rn. 6	1:13,519 Rn. 9	1:13,605 Rn. 9	1:13,420 Rn. 9	1:12,949 Rn. 6	1:13,188 Rn. 4	1:13,093 Rn. 7	1:16,898 Rn. 9	
Speed	75,3 km/h	74,8 km/h	74,3 km/h	74,3 km/h	75,0 km/h	74,9 km/h	75,1 km/h	75,6 km/h	75,3 km/h	75,4 km/h	71,7 km/h	
Lap 1	1:19,295	1:20,281	1:21,066	1:17,818	1:22,757	1:22,391	1:22,808	1:21,846	1:22,618	1:23,538	1:22,146	
Lap 2	1:15,691	1:15,046	1:14,643	1:14,467	1:17,172	1:16,402	1:17,158	1:14,829	1:15,923	1:14,847	1:17,494	
Lap 3	1:14,143	1:16,037	1:14,507	1:14,184	1:14,530	1:14,730	1:14,188	1:14,499	1:14,015	1:14,005	1:18,981	
Lap 4	1:14,413	1:14,401	1:14,275	1:15,305	1:14,623	1:14,604	1:14,604	1:14,228	<u>1:13,188</u>	1:13,826	1:18,625	
Lap 5	1:18,194	1:15,511	<u>1:14,177</u>	1:15,098	1:14,554	1:14,570	1:14,554	1:14,079	1:14,770	1:14,705	1:17,446	
Lap 6	<u>1:13,237</u>	1:13,845	1:14,370	<u>1:14,171</u>	1:14,575	1:14,595	1:15,240	<u>1:12,949</u>	1:13,950	1:13,674	1:18,547	
Lap 7	1:13,251	<u>1:13,706</u>	1:14,400	1:15,865	1:14,004	1:14,398	1:14,244	1:13,715	1:13,638	<u>1:13,093</u>	1:18,019	
Lap 8	1:16,947	1:15,376	1:16,445	1:19,841	1:14,337	1:14,802	1:14,945	1:13,130	1:15,237	1:19,678	1:17,084	
Lap 9	1:13,614	1:14,464	1:15,423	1:14,439	<u>1:13,519</u>	<u>1:13,605</u>	<u>1:13,420</u>	1:13,143	1:16,245	1:14,222	<u>1:16,898</u>	



Pre-Final 125 Micro MAX

Beste Rundenzeiten / best lap times

Strecke / track: 1531m

Pos	Race Pos.	Str. Nr.	Fahrer driver	Vorname	NAT	Rundenzeit lap time	in R. in lap	Differenz gap first	Abstand gap	Ø Geschw. Ø speed
1	2	18	Vayron	Elliott	FRA	1:11,744	7			76,8 km/h
2	3	21	De Haan	Robert	NED	1:11,924	7	0:00,180	0:00,180	76,6 km/h
3	1	11	Egozi	James	USA	1:11,927	7	0:00,183	0:00,003	76,6 km/h
4	6	28	Gatich	Daniil	RUS	1:12,085	8	0:00,341	0:00,158	76,5 km/h
5	1	11	Egozi	James	USA	1:12,125	6	0:00,381	0:00,040	76,4 km/h
6	3	21	De Haan	Robert	NED	1:12,152	6	0:00,408	0:00,027	76,4 km/h
7	7	20	Haanen	Kris	NED	1:12,158	8	0:00,414	0:00,006	76,4 km/h
8	3	21	De Haan	Robert	NED	1:12,167	5	0:00,423	0:00,009	76,4 km/h
9	5	41	Malheiro	Adrian	POR	1:12,182	8	0:00,438	0:00,015	76,4 km/h
10	2	18	Vayron	Elliott	FRA	1:12,185	8	0:00,441	0:00,003	76,4 km/h
11	2	18	Vayron	Elliott	FRA	1:12,208	6	0:00,464	0:00,023	76,3 km/h
12	4	12	Laroque	Diego	USA	1:12,211	8	0:00,467	0:00,003	76,3 km/h
13	2	18	Vayron	Elliott	FRA	1:12,241	5	0:00,497	0:00,030	76,3 km/h
14	3	21	De Haan	Robert	NED	1:12,245	8	0:00,501	0:00,004	76,3 km/h
15	1	11	Egozi	James	USA	1:12,248	8	0:00,504	0:00,003	76,3 km/h
16	5	41	Malheiro	Adrian	POR	1:12,285	9	0:00,541	0:00,037	76,2 km/h
17	13	26	Jalava	Aleksi	FIN	1:12,289	6	0:00,545	0:00,004	76,2 km/h
18	7	20	Haanen	Kris	NED	1:12,290	9	0:00,546	0:00,001	76,2 km/h
19	4	12	Laroque	Diego	USA	1:12,295	9	0:00,551	0:00,005	76,2 km/h
20	6	28	Gatich	Daniil	RUS	1:12,308	9	0:00,564	0:00,013	76,2 km/h

Warm Up 125 Micro MAX

Strecke / track: 1531m

started: 35 classified: 35 not classified: 0

Doc. 62

Pos	Str. Nr.	Fahrer Driver	Nation	Entrant	Nation	Runden Laps	Gesamtzeit Differenz	Abstand Gap	beste Runde best Lap	in R. in L.	o Geschw. Speed
1	23	Valve, Santiago	HUN	Birel Art Burgueno Team	ESP	7			1:11,078	6	77,5 km/h
2	21	De Haan, Robert	NED	Cees De Haan	NED	7	0:00,016	0:00,016	1:11,094	6	77,5 km/h
3	11	Egozi, James	USA	Maxspeed Group	USA	7	0:00,046	0:00,030	1:11,124	6	77,5 km/h
4	12	Laroque, Diego	USA	Maxspeed Group	USA	7	0:00,493	0:00,447	1:11,571	7	77,0 km/h
5	41	Malheiro, Adrian	POR	Olga Sune Recio	POR	7	0:00,516	0:00,023	1:11,594	7	77,0 km/h
6	30	Piekutowski, Bartlomiej	POL	Uniq Racing	POL	7	0:00,751	0:00,235	1:11,829	4	76,7 km/h
7	22	Cioni, Lorenzo	FRA	Sabrina Cioni	FRA	7	0:00,898	0:00,147	1:11,976	5	76,6 km/h
8	18	Vayron, Elliott	FRA	Vayron Jean-Francois	FRA	7	0:00,950	0:00,052	1:12,028	6	76,5 km/h
9	25	Sardellitti, Anthony	CAN	SRA Karting International Inc	CAN	7	0:00,954	0:00,004	1:12,032	7	76,5 km/h
10	24	Sugar, Daniel	HUN	Top-Motorsport Egyesulet	HUN	7	0:01,049	0:00,095	1:12,127	7	76,4 km/h
11	45	Schmeiss, Moritz	GER	Beule Kart Racing Team	GER	7	0:01,090	0:00,041	1:12,168	7	76,4 km/h
12	36	Hakala, Ronan Patrick	EST	AIX Racing	EST	7	0:01,116	0:00,026	1:12,194	7	76,3 km/h
13	29	Diaz, Daniel	COL	Racing Components	COL	7	0:01,159	0:00,043	1:12,237	6	76,3 km/h
14	39	Kristiansen, Marius	DEN	Ole Kristiansen	DEN	7	0:01,180	0:00,021	1:12,258	5	76,3 km/h
15	43	Mcelroy, Oscar	UAE	Al Ain Raceway	UAE	7	0:01,238	0:00,058	1:12,316	7	76,2 km/h
16	38	Malinovskis, Matiss	LAT	Raimonds Cabulis	LAT	7	0:01,269	0:00,031	1:12,347	7	76,2 km/h
17	33	Bohdanowicz, Lucas	ARG	Hugo Bohdanowicz	ARG	5	0:01,276	0:00,007	1:12,354	4	76,2 km/h
18	40	Sadar, Mai	SLO	Sportstil Akk	SLO	7	0:01,292	0:00,016	1:12,370	5	76,2 km/h
19	28	Gatich, Daniil	RUS	AVIAGAMMA	RUS	7	0:01,302	0:00,010	1:12,380	5	76,1 km/h
20	32	Horachi, Ryota	JPN	Eiko Japan	JPN	7	0:01,387	0:00,085	1:12,465	6	76,1 km/h
21	42	Lombardi, Mattia	ITA	Lombardi Giuseppe	ITA	7	0:01,569	0:00,182	1:12,647	7	75,9 km/h
22	19	Ramirez, Ramon	CHI	Ramon Ramirez Soto	CHI	7	0:01,588	0:00,019	1:12,666	4	75,8 km/h
23	16	Champatin, Pudritorn	THA	KRS Motorsports	MAS	7	0:01,642	0:00,054	1:12,720	6	75,8 km/h
24	27	Bogunovic, Aleksandar	MEX	Roberto Elizondo	MEX	7	0:01,684	0:00,042	1:12,762	6	75,7 km/h
25	34	Matejczyk, Filip	POL	Rkt	POL	7	0:01,726	0:00,042	1:12,804	7	75,7 km/h
26	37	Vaello, Yerai	ITA	Angel Vaello	ITA	7	0:01,759	0:00,033	1:12,837	6	75,7 km/h
27	35	Nousopoulos, Konstantinos	GRE	GSR	GRE	7	0:01,807	0:00,048	1:12,885	7	75,6 km/h
28	15	Martins, Enrico	BRA	Mach 5 Karting	BRA	7	0:01,920	0:00,113	1:12,998	7	75,5 km/h
29	20	Haanen, Kris	NED	Pwm Haanen	NED	5	0:02,025	0:00,105	1:13,103	2	75,4 km/h
30	31	Fujii, Shota	SLO	AKK Sportstil	SLO	7	0:02,106	0:00,081	1:13,184	6	75,3 km/h
31	44	Al Dhaheri, Rashid	UAE	Al Ain Raceway	UAE	7	0:02,161	0:00,055	1:13,239	6	75,3 km/h
32	26	Jalava, Aleksi	FIN	Jalava Mikko	FIN	7	0:02,481	0:00,320	1:13,559	7	74,9 km/h
33	13	De Paiva, Joshua	RSA	Paul De Paiva International Karting Distribution	RSA	7	0:02,536	0:00,055	1:13,614	7	74,9 km/h
34	14	Ruiz, Sebastian	AUS		AUS	7	0:02,569	0:00,033	1:13,647	7	74,8 km/h
35	10	Yuanpu, Cui	CHN	KRS Motorsports	MAS	7	0:03,379	0:00,810	1:14,457	7	74,0 km/h

Clerk of the Course: R.Brito/R.Moselli/L.Azevedo/M.Branco Race-Control:T.Lainer Race director:N.Edwards

Stewards: R.Norbury / M.Guignard / L.Roby / P.Lackman / V.Sousa / N.Giorgione

Scrutineer: P.Klaassen / E.Salmon / F.Loer / R.Jafer / J.M. Ruhani / R.Roberio

Time Keeping: KART-DATA timing service Franz Schieszler / Martin Summerer



RESULTS GRAND FINALS 2016

SARNO / ITALY, OCT. 15 - 22



Warm Up 125 Micro MAX

Strecke / track: 1531 started: 35 classified: 35 not classified: 0

Fahrername Driver	Vallve Santiago	De Haan Robert	Egozi James	Laroque Diego	Malheiro Adrian	Piekutowski Bartlomiej	Cioni Lorenzo	Vayron Elliott	Sardellitti Anthony	Sugar Daniel	Schmeiss Moritz	Hakala Ronan Patrick
schnellste Runde in Runde	1:11,078 Rn. 6	1:11,094 Rn. 6	1:11,124 Rn. 6	1:11,571 Rn. 7	1:11,594 Rn. 7	1:11,829 Rn. 4	1:11,976 Rn. 5	1:12,028 Rn. 6	1:12,032 Rn. 7	1:12,127 Rn. 7	1:12,168 Rn. 7	1:12,194 Rn. 7
Speed	77,5 km/h	77,5 km/h	77,5 km/h	77,0 km/h	77,0 km/h	76,7 km/h	76,6 km/h	76,5 km/h	76,5 km/h	76,4 km/h	76,4 km/h	76,3 km/h
Lap 1	1:24,308	1:24,263	1:24,244	1:24,784	1:15,046	1:24,340	1:13,866	1:13,938	1:14,572	1:13,728	1:15,271	1:14,221
Lap 2	1:12,296	1:12,267	1:12,255	1:12,654	1:12,864	1:12,977	1:13,393	1:13,557	1:13,724	1:12,856	1:13,727	1:13,355
Lap 3	1:11,620	1:11,740	1:11,714	1:11,966	1:15,702	1:12,225	1:13,003	1:12,486	1:14,035	1:13,083	1:13,319	1:12,855
Lap 4	1:12,024	1:11,813	1:11,785	1:11,804	1:12,223	<u>1:11,829</u>	1:12,142	1:12,418	1:12,582	1:12,768	1:12,591	1:12,226
Lap 5	1:11,361	1:11,508	1:11,316	1:11,784	1:15,756	1:11,984	<u>1:11,976</u>	1:12,680	1:12,690	1:12,347	1:12,740	1:12,321
Lap 6	<u>1:11,078</u>	<u>1:11,094</u>	<u>1:11,124</u>	1:11,652	1:12,225	1:12,262	1:12,944	<u>1:12,028</u>	1:13,091	1:18,243	1:12,929	1:12,382
Lap 7	1:12,284	1:12,348	1:12,559	<u>1:11,571</u>	<u>1:11,594</u>	1:12,482	1:12,400	1:12,829	<u>1:12,032</u>	<u>1:12,127</u>	<u>1:12,168</u>	<u>1:12,194</u>



RESULTS GRAND FINALS 2016

SARNO / ITALY, OCT. 15 - 22



Warm Up 125 Micro MAX

Strecke / track: 1531 started: 35 classified: 35 not classified: 0

Fahrername Driver	Diaz Daniel	Kristiansen Marius	Mcelroy Oscar	Malinovskis Matiss	Bohdanowicz Lucas	Sadar Mai	Gatich Daniil	Horachi Ryota	Lombardi Mattia	Ramirez Ramon	Champatin Pudtitorn	Bogunovic Aleksandar
schnellste Runde in Runde	1:12,237 Rn. 6	1:12,258 Rn. 5	1:12,316 Rn. 7	1:12,347 Rn. 7	1:12,354 Rn. 4	1:12,370 Rn. 5	1:12,380 Rn. 5	1:12,465 Rn. 6	1:12,647 Rn. 7	1:12,666 Rn. 4	1:12,720 Rn. 6	1:12,762 Rn. 6
Speed	76,3 km/h	76,3 km/h	76,2 km/h	76,2 km/h	76,2 km/h	76,2 km/h	76,1 km/h	76,1 km/h	75,9 km/h	75,8 km/h	75,8 km/h	75,7 km/h
Lap 1	1:14,468	1:15,092	1:13,790	1:14,508	1:15,951	1:14,442	1:14,807	1:14,571	1:14,802	1:14,993	1:16,677	1:14,189
Lap 2	1:13,912	1:15,943	1:13,153	1:15,766	1:12,821	1:14,966	1:12,624	1:13,772	1:14,328	1:14,274	1:13,753	1:14,266
Lap 3	1:13,478	1:12,855	1:13,895	1:13,477	1:12,546	1:14,901	1:12,745	1:13,136	1:13,737	1:13,283	1:13,624	1:14,118
Lap 4	1:12,945	1:12,745	1:12,518	1:13,090	<u>1:12,354</u>	1:12,916	1:13,201	1:13,570	1:14,842	<u>1:12,666</u>	1:13,562	1:13,883
Lap 5	1:12,511	<u>1:12,258</u>	1:14,131	1:12,788	3:04,505	<u>1:12,370</u>	<u>1:12,380</u>	1:12,720	1:12,914	1:13,507	1:13,497	1:13,056
Lap 6	<u>1:12,237</u>	1:12,346	1:12,670	1:12,410		1:13,367	1:12,632	<u>1:12,465</u>	1:13,032	1:12,985	<u>1:12,720</u>	<u>1:12,762</u>
Lap 7	1:12,790	1:12,455	<u>1:12,316</u>	<u>1:12,347</u>		1:12,781	1:13,226	1:13,317	<u>1:12,647</u>	1:12,789	1:13,289	1:12,829



RESULTS GRAND FINALS 2016

SARNO / ITALY, OCT. 15 - 22



Warm Up 125 Micro MAX

Strecke / track: 1531 started: 35 classified: 35 not classified: 0

Fahrername Driver	Matejczyk Filip	Vaello Yerai	Nousopoulos Konstantinos	Martins Enrico	Haanen Kris	Fujii Shota	Al Dhaheiri Rashid	Jalava Aleksi	De Paiva Joshua	Ruiz Sebastian	Yuanpu Cui	
schnellste Runde in Runde	1:12,804 Rn. 7	1:12,837 Rn. 6	1:12,885 Rn. 7	1:12,998 Rn. 7	1:13,103 Rn. 2	1:13,184 Rn. 6	1:13,239 Rn. 6	1:13,559 Rn. 7	1:13,614 Rn. 7	1:13,647 Rn. 7	1:14,457 Rn. 7	
Speed	75,7 km/h	75,7 km/h	75,6 km/h	75,5 km/h	75,4 km/h	75,3 km/h	75,3 km/h	74,9 km/h	74,9 km/h	74,8 km/h	74,0 km/h	
Lap 1	1:14,168	1:25,271	1:15,238	1:15,465	1:14,415	1:14,680	1:19,503	1:14,870	1:14,700	1:39,036	1:18,264	
Lap 2	1:13,479	1:14,115	1:13,513	1:13,661	<u>1:13,103</u>	1:15,520	1:14,115	1:14,320	1:14,470	1:14,757	1:16,429	
Lap 3	1:16,888	1:14,135	1:14,267	1:14,569	3:24,937	1:15,064	1:13,781	1:13,907	1:14,189	1:14,090	1:15,375	
Lap 4	1:13,104	1:14,110	1:13,383	1:13,036	1:13,934	1:14,007	1:13,568	1:13,989	1:14,271	1:14,233	1:15,442	
Lap 5	1:12,852	1:15,155	1:13,357	1:13,422	1:13,380	1:13,192	1:13,403	1:14,482	1:13,950	1:13,971	1:15,092	
Lap 6	1:12,805	<u>1:12,837</u>	1:14,106	1:13,551		<u>1:13,184</u>	<u>1:13,239</u>	1:14,866	1:13,683	1:13,723	1:16,184	
Lap 7	<u>1:12,804</u>	1:13,140	<u>1:12,885</u>	<u>1:12,998</u>		1:13,645	1:13,580	<u>1:13,559</u>	<u>1:13,614</u>	<u>1:13,647</u>	<u>1:14,457</u>	



Warm Up 125 Micro MAX

Beste Rundenzeiten / best laptimes

Strecke / track: 1531m

Pos	Race Pos.	Str. Nr.	Fahrer driver	Vorname	NAT	Rundenzeit lap time	in R. in lap	Differenz gap first	Abstand gap	Ø Geschw. Ø speed
1	1	23	Vallve	Santiago	HUN	1:11,078	6			77,5 km/h
2	2	21	De Haan	Robert	NED	1:11,094	6	0:00,016	0:00,016	77,5 km/h
3	3	11	Egozi	James	USA	1:11,124	6	0:00,046	0:00,030	77,5 km/h
4	3	11	Egozi	James	USA	1:11,316	5	0:00,238	0:00,192	77,3 km/h
5	1	23	Vallve	Santiago	HUN	1:11,361	5	0:00,283	0:00,045	77,2 km/h
6	2	21	De Haan	Robert	NED	1:11,508	5	0:00,430	0:00,147	77,1 km/h
7	4	12	Laroque	Diego	USA	1:11,571	7	0:00,493	0:00,063	77,0 km/h
8	5	41	Malheiro	Adrian	POR	1:11,594	7	0:00,516	0:00,023	77,0 km/h
9	1	23	Vallve	Santiago	HUN	1:11,620	3	0:00,542	0:00,026	77,0 km/h
10	4	12	Laroque	Diego	USA	1:11,652	6	0:00,574	0:00,032	76,9 km/h
11	3	11	Egozi	James	USA	1:11,714	3	0:00,636	0:00,062	76,9 km/h
12	2	21	De Haan	Robert	NED	1:11,740	3	0:00,662	0:00,026	76,8 km/h
13	4	12	Laroque	Diego	USA	1:11,784	5	0:00,706	0:00,044	76,8 km/h
14	3	11	Egozi	James	USA	1:11,785	4	0:00,707	0:00,001	76,8 km/h
15	4	12	Laroque	Diego	USA	1:11,804	4	0:00,726	0:00,019	76,8 km/h
16	2	21	De Haan	Robert	NED	1:11,813	4	0:00,735	0:00,009	76,7 km/h
17	6	30	Piekutowski	Bartłomiej	POL	1:11,829	4	0:00,751	0:00,016	76,7 km/h
18	4	12	Laroque	Diego	USA	1:11,966	3	0:00,888	0:00,137	76,6 km/h
19	7	22	Cioni	Lorenzo	FRA	1:11,976	5	0:00,898	0:00,010	76,6 km/h
20	6	30	Piekutowski	Bartłomiej	POL	1:11,984	5	0:00,906	0:00,008	76,6 km/h



Ranking Heats 125 Micro MAX

Strecke / track: 1531m

schnellste Rennrunde gefahren von James Egozi aus Lauf 1 / Runde 4 in 1:11,066

Doc. 57

Pos	Str. Nr.	Fahrer Driver	Nation	Nation	Entrant	Nation	Punkte Points	Abstand Gap	Quali POS	Lauf Heat	Pos	Punkte Points	Rn. Lp	Zeit Time	schnellste Runde fastest Lap	in Runde in Lap
1	21	De Haan, Robert	NED		Cees De Haan	NED	4		1	1 4 4	2 1 0	6	7:15,525	1:11,967	4	
2	20	Haanen, Kris	NED		Pwm Haanen	NED	5	1	2	1 3 3	2 2 2	6	7:15,515	1:11,926	4	
3	23	Vallve, Santiago	HUN		Birel Art Burgueno Team	ESP	5	0	5	1 1 0	2 5 5	6	7:15,182	1:11,074	4	
4	11	Egozi, James	USA		Maxspeed Group	USA	6	1	4	1 2 2	2 4 4	6	7:15,261	1:11,066	4	
5	41	Malheiro, Adrian	POR		Olga Sune Recio	POR	9	3	8	1 6 6	2 3 3	6	7:16,690	1:11,192	5	
6	39	Kristiansen, Marius	DEN		Ole Kristiansen	DEN	12	3	6	1 5 5	2 7 7	6	7:16,562	1:11,548	6	
7	24	Sugar, Daniel	HUN		Top-Motorsport Egyesulet	HUN	18	6	9	1 9 9	2 9 9	6	7:24,005	1:12,455	6	
8	12	Laroque, Diego	USA		Maxspeed Group	USA	18	0	16	1 8 8	2 10 10	6	7:20,136	1:11,975	4	
9	28	Gatich, Daniil	RUS		AVIAGAMMA	RUS	19	1	12	1 11 11	2 8 8	6	7:25,814	1:12,527	5	
10	22	Cioni, Lorenzo	FRA		Sabrina Cioni	FRA	20	1	3	1 7 7	2 13 13	6	7:22,200	1:12,016	4	
11	32	Horachi, Ryota	JPN		Eiko Japan	JPN	21	1	14	1 10 10	2 11 11	6	7:23,793	1:11,569	3	
12	30	Piekutowski, Bartlomiej	POL		Uniq Racing	POL	26	5	10	1 11 11	2 13 13	6	7:23,793	1:12,292	4	
13	18	Vayron, Elliott	FRA		Vayron Jean-Francois	FRA	30	4	29	1 12 12	2 14 14	6	7:25,693	1:12,841	2	
14	36	Hakala, Ronan Patrick	EST		AIX Racing	EST	31	1	21	1 12 12	2 15 15	6	7:23,441	1:11,774	5	
15	34	Matejczyk, Filip	POL		Rkt	POL	31	0	25	1 15 15	2 15 15	6	7:26,195	1:12,752	4	
16	29	Diaz, Daniel	COL		Racing Components	COL	38	7	18	1 19 19	2 12 12	6	7:24,063	1:12,336	4	
17	33	Bohdanowicz, Lucas	ARG		Hugo Bohdanowicz	ARG	41	3	7	1 19 19	2 12 12	6	7:28,180	1:12,655	5	
18	19	Ramirez, Ramon	CHI		Ramon Ramirez Soto	CHI	41	0	20	1 19 19	2 15 15	6	7:24,625	1:11,939	5	
19	15	Martins, Enrico	BRA		Mach 5 Karting	BRA	42	1	11	1 19 19	2 12 12	6	7:28,829	1:12,688	4	
20	25	Sardellitti, Anthony	CAN		SRA Karting International Inc	CAN	43	1	24	1 13 13	2 18 18	6	7:23,563	1:12,444	4	
21	14	Ruiz, Sebastian	AUS		International Karting Distribution	AUS	45	2	33	1 16 16	2 22 22	6	7:26,299	1:12,301	4	
22	35	Nousopoulos, Konstantinos	GRE		GSR	GRE	46	1	23	1 16 16	2 18 18	6	7:27,890	1:12,847	6	
23	26	Jalava, Aleksi	FIN		Jalava Mikko	FIN	46	0	27	1 16 16	2 22 22	6	7:28,403	1:13,241	6	
24	45	Schmeiss, Moritz	GER		Beule Kart Racing Team	GER	49	3	28	1 35 35	-	-	5:47,857	-	-	
25	44	Al Dhaheri, Rashid	UAE		Al Ain Raceway	UAE	51	2	15	2 6 6	6	6	7:20,051	1:12,298	5	
26	43	Mcelroy, Oscar	UAE		Al Ain Raceway	UAE	51	0	17	1 22 22	2 19 19	6	7:30,608	1:12,931	6	
27	38	Malinovskis, Matiss	LAT		Raimonds Cabulis	LAT	51	0	19	2 19 19	6	6	7:28,032	1:12,280	5	
28	13	De Paiva, Joshua	RSA		Paul De Paiva	RSA	51	0	26	1 21 21	2 21 21	6	7:30,199	1:12,341	3	
29	42	Lombardi, Mattia	ITA		Lombardi Giuseppe	ITA	51	0	31	1 18 18	2 25 25	6	7:28,575	1:12,112	5	
30	27	Bogunovic, Aleksandar	MEX		Roberto Elizondo	MEX	54	3	13	2 25 25	6	6	7:32,090	1:12,214	5	
31	37	Vaello, Yerai	ITA		Angel Vaello	ITA	54	0	22	1 14 14	2 31 31	6	7:26,895	1:11,939	5	
32	40	Sadar, Mai	SLO		Sportstil Akk	SLO	56	2	30	1 14 14	2 31 31	6	7:37,765	1:12,345	5	
										1 20 20	2 26 26	6	7:30,060	1:12,700	6	
										2 26 26	6	6	7:32,367	1:12,720	5	
										1 30 30	6	6	7:35,498	1:13,921	4	
										2 16 16	6	6	7:24,978	1:12,519	4	
										1 17 17	6	6	7:28,429	1:12,824	5	
										2 32 32	6	6	7:39,891	1:12,574	4	
										1 23 23	6	6	7:31,341	1:12,944	5	
										2 28 28	6	6	7:33,051	1:12,914	5	
										1 31 31	6	6	7:35,519	1:12,508	5	
										2 20 20	6	6	7:29,481	1:12,403	6	
										1 34 34	1	1	1:19,166	1:17,076	1	
										2 17 17	6	6	7:26,260	1:12,449	4	
										1 27 27	6	6	7:32,809	1:12,894	4	
										2 24 24	6	6	7:31,933	1:12,734	6	
										1 28 28	6	6	7:32,945	1:12,819	5	
										2 23 23	6	6	7:30,971	1:12,688	6	
										1 25 25	6	6	7:31,746	1:12,994	4	
										2 29 29	6	6	7:33,205	1:12,671	6	
										1 24 24	6	6	7:31,455	1:12,928	6	
										2 30 30	6	6	7:33,929	1:12,150	5	
										1 29 29	6	6	7:34,584	1:12,866	6	
										2 27 27	6	6	7:32,931	1:12,943	6	






Ranking Heats 125 Micro MAX

Strecke / track: 1531m

schnellste Rennrunde gefahren von James Egozi aus Lauf 1 / Runde 4 in 1:11,066

Doc. 57

Pos	Str. Nr.	Fahrer Driver	Nation	Nation	Entrant	Nation	Punkte Points	Abstand Gap	Quali PDS	Lauf Heat	Pos	Punkte Points	Rn. Lp	Zeit Time	schnellste Runde fastest Lap	in Runde in Lap
33	31	Fujii, Shota	SLO		AKK Sportstil	SLO	61	5	35	1	26	26	6	7:32,594	1:12,813	4
										2	35	35	6	7:43,615	1:12,716	6
34	16	Champatin, Pudritorn	THA		KRS Motorsports	MAS	66	5	32	1	32	32	6	7:35,736	1:13,934	5
										2	34	34	6	7:43,106	1:12,869	6
35	10	Yuanpu, Cui	CHN		KRS Motorsports	MAS	66	0	34	1	33	33	6	7:35,989	1:13,817	6
										2	33	33	6	7:42,293	1:14,617	5

Clerk of the Course: R.Brito/R.Moselli/L.Azevedo/M.Branco Race-Control:T.Lainer Race director:N.Edwards

Stewards: R.Norbury / M.Guignard / L.Roby / P.Lackman / V.Sousa / N.Giorgione

Scrutineer: P.Klaassen / E.Salmon / F.Loëur / R.Jafer / J.M. Ruhani / R.Roberio

Time Keeping: KART-DATA timing service Franz Schieszler / Martin Summerer



10	CHN	Yuanpu Cui	Startposition 35
31	SLO	Fujii Shota	Startposition 33
37	ITA	Vaello Yerai	Startposition 31
42	ITA	Lombardi Mattia	Startposition 29
38	LAT	Malinovskis Matiss	Startposition 27
44	UAE	Al Dhaheeri Rashid	Startposition 25
26	FIN	Jalava Aleksii	Startposition 23
14	AUS	Ruiz Sebastian	Startposition 21
15	BRA	Martins Enrico	Startposition 19
33	ARG	Bohdanowicz Lucas	Startposition 17
34	POL	Matejczyk Filip	Startposition 15
18	FRA	Vayron Elliott	Startposition 13
32	JPN	Horachi Ryota	Startposition 11
28	RUS	Gatich Daniil	Startposition 9
24	HUN	Sugar Daniel	Startposition 7
41	POR	Malheiro Adrian	Startposition 5
23	HUN	Vallve Santiago	Startposition 3
21	NED	De Haan Robert	Startposition 1

16	THA	Champatin Pudtitorn	Startposition 34
40	SLO	Sadar Mai	Startposition 32
27	MEX	Bogunovic Aleksandar	Startposition 30
13	RSA	De Paiva Joshua	Startposition 28
43	UAE	Mcelroy Oscar	Startposition 26
45	GER	Schmeiss Moritz	Startposition 24
35	GRE	Nousopoulos Konstantinos	Startposition 22
25	CAN	Sardellini Anthony	Startposition 20
19	CHI	Ramirez Ramon	Startposition 18
29	COL	Diaz Daniel	Startposition 16
36	EST	Hakala Ronan Patrick	Startposition 14
30	POL	Piekutowski Bartlomiej	Startposition 12
22	FRA	Cioni Lorenzo	Startposition 10
12	USA	Larogue Diego	Startposition 8
39	DEN	Kristiansen Marius	Startposition 6
11	USA	Egozi James	Startposition 4
20	NED	Haanen Kris	Startposition 2



Race 17 Heat 2 125 Micro MAX

NEU - NEW

Strecke / track: 1531m
started: 35 classified: 35 not classified: 0

class: 125 Micro M

fastest Lap Egozi, James at: 1:11,206
Doc. 47.2

Pos	Str. Nr.	Fahrer Driver	Nation	Entrant	Nation	Runden Laps	Points	Gesamtzeit Differenz	Abstand Gap	beste Runde best Lap	in R. in L.	Ø Geschw. Ø Speed
1	21	De Haan, Robert	NED	Cees De Haan	NED	6	0	7:16,419		1:11,721	4	75,8 km/h 76,8 km/h
2	20	Haanen, Kris	NED	Pwm Haanen	NED	6	2	7:16,548 0:00,129	0:00,129	1:11,697	4	75,8 km/h 76,9 km/h
3	41	Malheiro, Adrian	POR	Olga Sune Recio	POR	6	3	7:17,352 0:00,933	0:00,804	1:11,682	6	75,6 km/h 76,9 km/h
4	11	Egozi, James	USA	Maxspeed Group	USA	6	4	7:18,422 0:02,003	0:01,070	1:11,206	6	75,4 km/h 77,4 km/h
5	23	Vallve, Santiago	HUN	Birel Art Burgueno Team	ESP	6	5	7:18,547 0:02,128	0:00,125	1:11,258	6	75,4 km/h 77,3 km/h
6	33	Bohdanowicz, Lucas	ARG	Hugo Bohdanowicz	ARG	6	6	7:20,051 0:03,632	0:01,504	1:12,298	5	75,1 km/h 76,2 km/h
7	39	Kristiansen, Marius	DEN	Ole Kristiansen	DEN	6	7	7:21,581 0:05,162	0:01,530	1:11,519	4	74,9 km/h 77,1 km/h
8	28	Gatich, Daniil	RUS	AVIAGAMMA	RUS	6	8	7:22,200 0:05,781	0:00,619	1:12,016	4	74,8 km/h 76,5 km/h
9	24	Sugar, Daniel	HUN	Top-Motorsport Egyesulet	HUN	6	9	7:23,055 0:06,636	0:00,855	1:11,956	4	74,6 km/h 76,6 km/h
10	12	Laroque, Diego	USA	Maxspeed Group	USA	6	10	7:23,265 0:06,846	0:00,210	1:11,878	4	74,6 km/h 76,7 km/h
11	32	Horachi, Ryota	JPN	Eiko Japan	JPN	6	11	7:23,441 0:07,022	0:00,176	1:11,774	5	74,6 km/h 76,8 km/h
12	36	Hakala, Ronan Patrick	EST	AIX Racing	EST	6	12	7:23,563 0:07,144	0:00,122	1:12,444	4	74,6 km/h 76,1 km/h
13	22	Cioni, Lorenzo	FRA	Sabrina Cioni	FRA	6	13	7:23,793 0:07,374	0:00,230	1:12,292	4	74,5 km/h 76,2 km/h
14	30	Piekutowski, Bartlomiej	POL	Uniq Racing	POL	6	14	7:24,063 0:07,644	0:00,270	1:12,336	4	74,5 km/h 76,2 km/h
15	18	Vayron, Elliott	FRA	Vayron Jean-Francois	FRA	6	15	7:24,625 0:08,206	0:00,562	1:11,939	5	74,4 km/h 76,6 km/h
16	26	Jalava, Aleksi	FIN	Jalava Mikko	FIN	6	16	7:24,978 0:08,559	0:00,353	1:12,519	4	74,3 km/h 76 km/h
17	38	Malinovskis, Matiss	LAT	Raimonds Cabulis	LAT	6	17	7:26,260 0:09,841	0:01,282	1:12,449	4	74,1 km/h 76,1 km/h
18	34	Matejczyk, Filip	POL	Rkt	POL	6	18	7:27,890 0:11,471	0:01,630	1:12,847	6	73,8 km/h 75,7 km/h
19	19	Ramirez, Ramon	CHI	Ramon Ramirez Soto	CHI	6	19	7:28,032 0:11,613	0:00,142	1:12,280	5	73,8 km/h 76,3 km/h
20	43	Mcelroy, Oscar	UAE	Al Ain Raceway	UAE	6	20	7:29,481 0:13,062	0:01,449	1:12,403	6	73,6 km/h 76,1 km/h
21	15	Martins, Enrico	BRA	Mach 5 Karting	BRA	6	21	7:30,341 0:13,922	0:00,860	1:13,110	5	73,4 km/h 75,4 km/h
22	29	Diaz, Daniel	COL	Racing Components	COL	6	22	7:30,439 0:14,020	0:00,098	1:12,632	5	73,4 km/h 75,9 km/h
23	42	Lombardi, Mattia	ITA	Lombardi Guiseppe	ITA	6	23	7:30,971 0:14,552	0:00,532	1:12,688	6	73,3 km/h 75,8 km/h
24	13	De Paiva, Joshua	RSA	Paul De Paiva	RSA	6	24	7:31,933 0:15,514	0:00,962	1:12,734	6	73,2 km/h 75,8 km/h
25	25	Sardellitti, Anthony	CAN	SRA Karting International Inc	CAN	6	25	7:32,090 0:15,671	0:00,157	1:12,214	5	73,1 km/h 76,3 km/h
26	35	Nousopoulos, Konstantinos	GRE	GSR	GRE	6	26	7:32,367 0:15,948	0:00,277	1:12,720	5	73,1 km/h 75,8 km/h
27	40	Sadar, Mai	SLO	Sportstil Akk	SLO	6	27	7:32,931 0:16,512	0:00,564	1:12,943	6	73 km/h 75,6 km/h
28	44	Al Dhaheri, Rashid	UAE	Al Ain Raceway	UAE	6	28	7:33,051 0:16,632	0:00,120	1:12,914	5	73 km/h 75,6 km/h
29	27	Bogunovic, Aleksandar	MEX	Roberto Elizondo	MEX	6	29	7:33,205 0:16,786	0:00,154	1:12,671	6	73 km/h 75,8 km/h
30	37	Vaello, Yerai	ITA	Angel Vaello	ITA	6	30	7:33,929 0:17,510	0:00,724	1:12,150	5	72,9 km/h 76,4 km/h
31	14	Ruiz, Sebastian	AUS	International Karting Distribution	AUS	6	31	7:37,765 0:21,346	0:03,836	1:12,345	5	72,2 km/h 76,2 km/h
32	45	Schmeiss, Moritz	GER	Beule Kart Racing Team	GER	6	32	7:39,891 0:23,472	0:02,126	1:12,574	4	71,9 km/h 75,9 km/h
33	10	Yuanpu, Cui	CHN	KRS Motorsports	MAS	6	33	7:42,293 0:25,874	0:02,402	1:14,617	5	71,5 km/h 73,9 km/h



Race 17 Heat 2 125 Micro MAX

NEU - NEW

Strecke / track: 1531m
started: 35 classified: 35 not classified: 0

class: 125 Micro MAX

fastest Lap Egozi, James at: 1:11,206
Doc. 47.2

Pos	Str. Nr.	Fahrer Driver	Nation	Entrant	Nation	Runden Laps	Points	Gesamtzeit Differenz	Abstand Gap	beste Runde best Lap	in R. in L.	Ø Geschw. Ø Speed
34	16	Champatin, Pudritorn	THA	KRS Motorsports	MAS	6	34	7:43,106 0:26,687	0:00,813	1:12,869	6	71,4 km/h 75,6 km/h
35	31	Fujii, Shota	SLO	AKK Sportstil	SLO	6	35	7:43,615 0:27,196	0:00,509	1:12,716	6	71,3 km/h 75,8 km/h

StNr. 37,14,31,45,16 10 sec penalty Frontfairing

Clerk of the Course: R.Brito/R.Moselli/L.Azevedo/M.Branco Race-Control:T.Lainer Race director:N.Edwards
Stewards: R.Norbury / M.Guignard / L.Roby / P.Lackman / V.Sousa / N.Giorgione
Scrutineer: P.Klaassen / E.Salmon / F.Loeur / R.Jafer / J.M. Ruhani / R.Roberio
Time Keeping: KART-DATA timing service Franz Schieszler / Martin Summerer

Zeitnahme / timekeeping
control
Franz Schieszler
gedruckt um / printed at: 17:53:02



RESULTS GRAND FINALS 2016

SARNO / ITALY, OCT. 15 - 22



Race 17 Heat 2 125 Micro MAX

Strecke / track: 1531

Fahrername Driver	De Haan Robert	Haanen Kris	Malheiro Adrian	Egozi James	Vallve Santiago	Bohdanowicz Lucas	Kristiansen Marius	Gatich Daniil	Sugar Daniel	Laroque Diego	Horachi Ryota	Hakala Ronan Patrick
schnellste Runde in Runde	1:11,721 Rn. 4	1:11,697 Rn. 4	1:11,682 Rn. 6	1:11,206 Rn. 6	1:11,258 Rn. 6	1:12,298 Rn. 5	1:11,519 Rn. 4	1:12,016 Rn. 4	1:11,956 Rn. 4	1:11,878 Rn. 4	1:11,774 Rn. 5	1:12,444 Rn. 4
Speed	76,8 km/h	76,9 km/h	76,9 km/h	77,4 km/h	77,3 km/h	76,2 km/h	77,1 km/h	76,5 km/h	76,6 km/h	76,7 km/h	76,8 km/h	76,1 km/h
Lap 1	1:13,749	1:13,822	1:14,900	1:15,376	1:14,547	1:14,821	1:16,390	1:15,997	1:16,421	1:15,665	1:16,687	1:15,775
Lap 2	1:12,325	1:12,351	1:12,809	1:13,166	1:13,662	1:13,490	1:13,969	1:13,312	1:13,250	1:12,717	1:14,486	1:13,715
Lap 3	1:12,472	1:12,258	1:12,220	1:12,251	1:12,884	1:12,532	1:12,931	1:12,186	1:12,285	1:12,334	1:12,337	1:12,963
Lap 4	<u>1:11,721</u>	<u>1:11,697</u>	1:11,750	1:12,775	1:12,247	1:12,314	<u>1:11,519</u>	<u>1:12,016</u>	<u>1:11,956</u>	<u>1:11,878</u>	1:12,214	<u>1:12,444</u>
Lap 5	1:11,876	1:11,900	1:11,750	1:11,596	1:11,851	<u>1:12,298</u>	1:12,320	1:12,335	1:12,274	1:13,612	<u>1:11,774</u>	1:12,640
Lap 6	1:12,373	1:12,575	<u>1:11,682</u>	<u>1:11,206</u>	<u>1:11,258</u>	1:12,378	1:12,299	1:13,901	1:14,535	1:14,395	1:13,370	1:12,933



RESULTS GRAND FINALS 2016

SARNO / ITALY, OCT. 15 - 22



Race 17 Heat 2 125 Micro MAX

Strecke / track: 1531

Fahrername Driver	Cioni Lorenzo	Piekutowski Bartlomiej	Vayron Elliott	Jalava Aleksi	Malinovskis Matiss	Matejczyk Filip	Ramirez Ramon	Mcelroy Oscar	Martins Enrico	Diaz Daniel	Lombardi Mattia	De Paiva Joshua
schnellste Runde in Runde	1:12,292 Rn. 4	1:12,336 Rn. 4	1:11,939 Rn. 5	1:12,519 Rn. 4	1:12,449 Rn. 4	1:12,847 Rn. 6	1:12,280 Rn. 5	1:12,403 Rn. 6	1:13,110 Rn. 5	1:12,632 Rn. 5	1:12,688 Rn. 6	1:12,734 Rn. 6
Speed	76,2 km/h	76,2 km/h	76,6 km/h	76,0 km/h	76,1 km/h	75,7 km/h	76,3 km/h	76,1 km/h	75,4 km/h	75,9 km/h	75,8 km/h	75,8 km/h
Lap 1	1:16,041	1:15,482	1:17,666	1:16,891	1:17,069	1:18,031	1:18,103	1:19,283	1:18,344	1:19,146	1:18,419	1:19,576
Lap 2	1:12,946	1:13,652	1:14,076	1:14,058	1:14,854	1:14,508	1:14,785	1:13,938	1:14,350	1:14,825	1:14,934	1:14,685
Lap 3	1:12,603	1:12,633	1:12,819	1:12,584	1:13,425	1:13,315	1:15,110	1:14,322	1:14,428	1:14,333	1:14,360	1:14,148
Lap 4	<u>1:12,292</u>	<u>1:12,336</u>	1:12,109	<u>1:12,519</u>	<u>1:12,449</u>	1:12,951	1:12,699	1:12,778	1:13,990	1:12,952	1:14,118	1:14,324
Lap 5	1:13,090	1:12,595	<u>1:11,939</u>	1:12,899	1:12,795	1:13,006	<u>1:12,280</u>	1:12,567	<u>1:13,110</u>	<u>1:12,632</u>	1:12,840	1:12,804
Lap 6	1:14,819	1:15,005	1:12,576	1:12,646	1:12,756	<u>1:12,847</u>	1:12,295	<u>1:12,403</u>	1:13,665	1:13,926	<u>1:12,688</u>	<u>1:12,734</u>



RESULTS GRAND FINALS 2016

SARNO / ITALY, OCT. 15 - 22



Race 17 Heat 2 125 Micro MAX

Strecke / track: 1531

Fahrername Driver	Sardellitti Anthony	Nousopoulos Konstantinos	Sadar Mai	Al Dhaheeri Rashid	Bogunovic Aleksandar	Vaello Yerai	Ruiz Sebastian	Schmeiss Moritz	Yuanpu Cui	Champatin Pudtitorn	Fujii Shota	
schnellste Runde in Runde	1:12,214 Rn. 5	1:12,720 Rn. 5	1:12,943 Rn. 6	1:12,914 Rn. 5	1:12,671 Rn. 6	1:12,150 Rn. 5	1:12,345 Rn. 5	1:12,574 Rn. 4	1:14,617 Rn. 5	1:12,869 Rn. 6	1:12,716 Rn. 6	
Speed	76,3 km/h	75,8 km/h	75,6 km/h	75,6 km/h	75,8 km/h	76,4 km/h	76,2 km/h	75,9 km/h	73,9 km/h	75,6 km/h	75,8 km/h	
Lap 1	1:19,025	1:18,780	1:20,055	1:18,412	1:21,953	1:16,513	1:17,333	1:19,109	1:21,291	1:21,155	1:20,224	
Lap 2	1:15,143	1:14,943	1:14,538	1:15,769	1:14,799	1:14,352	1:14,869	1:14,211	1:16,535	1:14,303	1:14,751	
Lap 3	1:14,651	1:14,564	1:14,117	1:14,158	1:13,950	1:12,325	1:13,701	1:13,927	1:15,703	1:14,353	1:13,912	
Lap 4	1:14,466	1:15,009	1:14,513	1:15,813	1:13,549	1:12,241	1:12,943	<u>1:12,574</u>	1:14,848	1:13,647	1:14,103	
Lap 5	<u>1:12,214</u>	<u>1:12,720</u>	1:13,032	<u>1:12,914</u>	1:13,178	<u>1:12,150</u>	<u>1:12,345</u>	1:13,175	<u>1:14,617</u>	1:12,961	1:13,248	
Lap 6	1:13,107	1:13,007	<u>1:12,943</u>	1:13,405	<u>1:12,671</u>	1:13,375	1:12,420	1:12,905	1:15,143	<u>1:12,869</u>	<u>1:12,716</u>	



Race 17 Heat 2 125 Micro MAX

Beste Rundenzeiten / best lap times

Strecke / track: 1531m

Pos	Race Pos.	Str. Nr.	Fahrer driver	Vorname	NAT	Rundenzeit lap time	in R. in lap	Differenz gap first	Abstand gap	Ø Geschw. Ø speed
1	4	11	Egozi	James	USA	1:11,206	6			77,4 km/h
2	5	23	Vallve	Santiago	HUN	1:11,258	6	0:00,052	0:00,052	77,3 km/h
3	7	39	Kristiansen	Marius	DEN	1:11,519	4	0:00,313	0:00,261	77,1 km/h
4	4	11	Egozi	James	USA	1:11,596	5	0:00,390	0:00,077	77,0 km/h
5	3	41	Malheiro	Adrian	POR	1:11,682	6	0:00,476	0:00,086	76,9 km/h
6	2	20	Haanen	Kris	NED	1:11,697	4	0:00,491	0:00,015	76,9 km/h
7	1	21	De Haan	Robert	NED	1:11,721	4	0:00,515	0:00,024	76,8 km/h
8	3	41	Malheiro	Adrian	POR	1:11,750	4	0:00,544	0:00,029	76,8 km/h
9	3	41	Malheiro	Adrian	POR	1:11,750	5	0:00,544	0:00,000	76,8 km/h
10	11	32	Horachi	Ryota	JPN	1:11,774	5	0:00,568	0:00,024	76,8 km/h
11	5	23	Vallve	Santiago	HUN	1:11,851	5	0:00,645	0:00,077	76,7 km/h
12	1	21	De Haan	Robert	NED	1:11,876	5	0:00,670	0:00,025	76,7 km/h
13	10	12	Laroque	Diego	USA	1:11,878	4	0:00,672	0:00,002	76,7 km/h
14	2	20	Haanen	Kris	NED	1:11,900	5	0:00,694	0:00,022	76,7 km/h
15	15	18	Vayron	Elliott	FRA	1:11,939	5	0:00,733	0:00,039	76,6 km/h
16	9	24	Sugar	Daniel	HUN	1:11,956	4	0:00,750	0:00,017	76,6 km/h
17	8	28	Gatich	Daniil	RUS	1:12,016	4	0:00,810	0:00,060	76,5 km/h
18	15	18	Vayron	Elliott	FRA	1:12,109	4	0:00,903	0:00,093	76,4 km/h
19	30	37	Vaello	Yerai	ITA	1:12,150	5	0:00,944	0:00,041	76,4 km/h
20	8	28	Gatich	Daniil	RUS	1:12,186	3	0:00,980	0:00,036	76,4 km/h

Warm-Up 125 Micro MAX

Strecke / track: 1531m

started: 35 classified: 35 not classified: 0

Doc. 37

Pos	Str. Nr.	Fahrer Driver	Nation	Entrant	Nation	Runden Laps	Gesamtzeit Differenz	Abstand Gap	beste Runde best Lap	in R. in L.	o Geschw. o Speed
1	11	Egozi, James	USA	Maxspeed Group	USA	5			1:29,153	5	61,8 km/h
2	21	De Haan, Robert	NED	Cees De Haan	NED	5	0:00,638	0:00,638	1:29,791	5	61,4 km/h
3	43	Mclroy, Oscar	UAE	Al Ain Raceway	UAE	5	0:00,656	0:00,018	1:29,809	3	61,4 km/h
4	44	Al Dhaheeri, Rashid	UAE	Al Ain Raceway	UAE	6	0:00,676	0:00,020	1:29,829	6	61,4 km/h
5	42	Lombardi, Mattia	ITA	Lombardi Giuseppe	ITA	6	0:00,687	0:00,011	1:29,840	6	61,3 km/h
6	18	Vayron, Elliott	FRA	Vayron Jean-Francois	FRA	5	0:00,706	0:00,019	1:29,859	2	61,3 km/h
7	28	Gatich, Daniil	RUS	AVIAGAMMA	RUS	5	0:00,740	0:00,034	1:29,893	4	61,3 km/h
8	30	Piekutowski, Bartlomiej	POL	Uniq Racing	POL	5	0:00,745	0:00,005	1:29,898	4	61,3 km/h
9	14	Ruiz, Sebastian	AUS	International Karting Distribution	AUS	6	0:00,842	0:00,097	1:29,995	6	61,2 km/h
10	34	Matejczyk, Filip	POL	Rkt	POL	5	0:00,877	0:00,035	1:30,030	5	61,2 km/h
11	36	Hakala, Ronan Patrick	EST	AIX Racing	EST	4	0:00,903	0:00,026	1:30,056	4	61,2 km/h
12	41	Malheiro, Adrian	POR	Olga Sune Recio	POR	5	0:00,920	0:00,017	1:30,073	5	61,2 km/h
13	24	Sugar, Daniel	HUN	Top-Motorsport Egyesulet	HUN	5	0:01,125	0:00,205	1:30,278	5	61,1 km/h
14	32	Horachi, Ryota	JPN	Eiko Japan	JPN	5	0:01,234	0:00,109	1:30,387	5	61,0 km/h
15	20	Haanen, Kris	NED	Pwm Haanen	NED	4	0:01,365	0:00,131	1:30,518	4	60,9 km/h
16	26	Jalava, Aleksi	FIN	Jalava Mikko	FIN	6	0:01,375	0:00,010	1:30,528	6	60,9 km/h
17	38	Malinovskis, Matiss	LAT	Raimonds Cabulis	LAT	5	0:01,458	0:00,083	1:30,611	5	60,8 km/h
18	19	Ramirez, Ramon	CHI	Ramon Ramirez Soto	CHI	5	0:01,543	0:00,085	1:30,696	4	60,8 km/h
19	16	Champatin, Pudittorn	THA	KRS Motorsports	MAS	5	0:01,581	0:00,038	1:30,734	5	60,7 km/h
20	33	Bohdanowicz, Lucas	ARG	Hugo Bohdanowicz	ARG	5	0:01,644	0:00,063	1:30,797	4	60,7 km/h
21	12	Laroque, Diego	USA	Maxspeed Group	USA	5	0:01,858	0:00,214	1:31,011	5	60,6 km/h
22	10	Yuanpu, Cui	CHN	KRS Motorsports	MAS	5	0:02,022	0:00,164	1:31,175	5	60,5 km/h
23	31	Fujii, Shota	SLO	AKK Sportstil	SLO	5	0:02,174	0:00,152	1:31,327	5	60,4 km/h
24	45	Schmeiss, Moritz	GER	Beule Kart Racing Team	GER	5	0:02,536	0:00,362	1:31,689	5	60,1 km/h
25	23	Vallve, Santiago	HUN	Birel Art Burgueno Team	ESP	5	0:02,551	0:00,015	1:31,704	5	60,1 km/h
26	39	Kristiansen, Marius	DEN	Ole Kristiansen	DEN	5	0:02,654	0:00,103	1:31,807	5	60,0 km/h
27	22	Cioni, Lorenzo	FRA	Sabrina Cioni	FRA	4	0:03,154	0:00,500	1:32,307	4	59,7 km/h
28	35	Nousopoulos, Konstantinos	GRE	GSR	GRE	4	0:03,452	0:00,298	1:32,605	4	59,5 km/h
29	29	Diaz, Daniel	COL	Racing Components	COL	5	0:03,477	0:00,025	1:32,630	5	59,5 km/h
30	27	Bogunovic, Aleksandar	MEX	Roberto Elizondo	MEX	5	0:03,493	0:00,016	1:32,646	5	59,5 km/h
31	40	Sadar, Mai	SLO	Sportstil Akk	SLO	5	0:03,601	0:00,108	1:32,754	5	59,4 km/h
32	37	Vaello, Yerai	ITA	Angel Vaello	ITA	5	0:04,102	0:00,501	1:33,255	4	59,1 km/h
33	15	Martins, Enrico	BRA	Mach 5 Karting	BRA	5	0:04,466	0:00,364	1:33,619	4	58,9 km/h
34	13	De Paiva, Joshua	RSA	Paul De Paiva	RSA	5	0:05,716	0:01,250	1:34,869	2	58,1 km/h
35	25	Sardellitti, Anthony	CAN	SRA Karting International Inc	CAN	5	0:08,813	0:03,097	1:37,966	3	56,3 km/h

Clerk of the Course: R.Brito/R.Moselli/L.Azevedo/M.Branco Race-Control:T.Lainer Race director:N.Edwards

Stewards: R.Norbury / M.Guignard / L.Roby / P.Lackman / V.Sousa / N.Giorgione

Scrutineer: P.Klaassen / E.Salmon / F.Loer / R.Jafer / J.M. Ruhani / R.Roberio

Time Keeping: KART-DATA timing service Franz Schieszler / Martin Summerer



RESULTS GRAND FINALS 2016

SARNO / ITALY, OCT. 15 - 22



Warm-Up 125 Micro MAX

Strecke / track: 1531 started: 35 classified: 35 not classified: 0

Fahrername Driver	Egozi James	De Haan Robert	Mcelroy Oscar	Al Dhaheeri Rashid	Lombardi Mattia	Vayron Elliott	Gatich Daniil	Piekutowski Bartłomiej	Ruiz Sebastian	Matejczyk Filip	Hakala Ronan Patrick	Malheiro Adrian
schnellste Runde in Runde	1:29,153 Rn. 5	1:29,791 Rn. 5	1:29,809 Rn. 3	1:29,829 Rn. 6	1:29,840 Rn. 6	1:29,859 Rn. 2	1:29,893 Rn. 4	1:29,898 Rn. 4	1:29,995 Rn. 6	1:30,030 Rn. 5	1:30,056 Rn. 4	1:30,073 Rn. 5
Speed	61,8 km/h	61,4 km/h	61,4 km/h	61,4 km/h	61,3 km/h	61,3 km/h	61,3 km/h	61,3 km/h	61,2 km/h	61,2 km/h	61,2 km/h	61,2 km/h
Lap 1	1:39,535	1:41,870	1:42,509	1:41,128	1:42,339	1:41,201	1:43,466	1:42,882	1:38,778	1:43,374	1:31,233	1:39,520
Lap 2	1:30,426	1:30,582	1:44,932	1:33,483	1:33,781	<u>1:29,859</u>	1:32,122	1:41,341	1:31,021	1:31,353	1:30,684	1:30,958
Lap 3	1:30,021	1:33,505	<u>1:29,809</u>	1:31,241	1:29,997	1:30,834	1:31,532	1:31,207	1:31,397	1:30,894	1:30,409	1:32,217
Lap 4	1:29,691	1:30,147	1:45,214	1:31,057	1:30,254	1:30,166	<u>1:29,893</u>	<u>1:29,898</u>	1:30,224	1:30,888	<u>1:30,056</u>	1:30,368
Lap 5	<u>1:29,153</u>	<u>1:29,791</u>	1:30,493	1:29,844	1:30,080	1:32,646	1:38,608	1:30,378	1:31,774	<u>1:30,030</u>		<u>1:30,073</u>
Lap 6				<u>1:29,829</u>	<u>1:29,840</u>				<u>1:29,995</u>			



RESULTS GRAND FINALS 2016

SARNO / ITALY, OCT. 15 - 22



Warm-Up 125 Micro MAX

Strecke / track: 1531 started: 35 classified: 35 not classified: 0

Fahrername Driver	Sugar Daniel	Horachi Ryota	Haanen Kris	Jalava Aleksi	Malinovskis Matiss	Ramirez Ramon	Champatin Pudtitorn	Bohdanowicz Lucas	Laroque Diego	Yuanpu Cui	Fujii Shota	Schmeiss Moritz
schnellste Runde in Runde	1:30,278 Rn. 5	1:30,387 Rn. 5	1:30,518 Rn. 4	1:30,528 Rn. 6	1:30,611 Rn. 5	1:30,696 Rn. 4	1:30,734 Rn. 5	1:30,797 Rn. 4	1:31,011 Rn. 5	1:31,175 Rn. 5	1:31,327 Rn. 5	1:31,689 Rn. 5
Speed	61,1 km/h	61,0 km/h	60,9 km/h	60,9 km/h	60,8 km/h	60,8 km/h	60,7 km/h	60,7 km/h	60,6 km/h	60,5 km/h	60,4 km/h	60,1 km/h
Lap 1	1:45,085	1:46,630	1:31,113	1:41,385	1:53,779	1:47,392	1:41,589	1:44,527	1:44,688	1:41,629	1:44,452	1:43,333
Lap 2	1:32,577	1:33,676	1:31,028	1:32,348	1:47,586	1:34,164	1:31,695	1:32,325	1:39,251	1:32,054	1:33,071	1:32,910
Lap 3	1:31,964	1:31,197	1:30,714	1:31,049	1:37,637	1:33,094	1:31,896	1:31,239	1:37,856	1:32,430	1:45,046	1:31,776
Lap 4	1:31,356	1:30,870	<u>1:30,518</u>	1:31,011	1:30,692	<u>1:30,696</u>	1:32,750	<u>1:30,797</u>	1:31,548	1:31,867	1:31,965	1:37,599
Lap 5	<u>1:30,278</u>	<u>1:30,387</u>		1:31,340	<u>1:30,611</u>	1:32,329	<u>1:30,734</u>	1:30,865	<u>1:31,011</u>	<u>1:31,175</u>	<u>1:31,327</u>	<u>1:31,689</u>
Lap 6				<u>1:30,528</u>								



RESULTS GRAND FINALS 2016

SARNO / ITALY, OCT. 15 - 22



Warm-Up 125 Micro MAX

Strecke / track: 1531 started: 35 classified: 35 not classified: 0

Fahrername Driver	Vallve Santiago	Kristiansen Marius	Cioni Lorenzo	Nousopoulos Konstantinos	Diaz Daniel	Bogunovic Aleksandar	Sadar Mai	Vaello Yerai	Martins Enrico	De Paiva Joshua	Sardellitti Anthony	
schnellste Runde in Runde	1:31,704 Rn. 5	1:31,807 Rn. 5	1:32,307 Rn. 4	1:32,605 Rn. 4	1:32,630 Rn. 5	1:32,646 Rn. 5	1:32,754 Rn. 5	1:33,255 Rn. 4	1:33,619 Rn. 4	1:34,869 Rn. 2	1:37,966 Rn. 3	
Speed	60,1 km/h	60,0 km/h	59,7 km/h	59,5 km/h	59,5 km/h	59,5 km/h	59,4 km/h	59,1 km/h	58,9 km/h	58,1 km/h	56,3 km/h	
Lap 1	1:42,291	1:43,371	1:33,332	1:36,229	1:50,606	1:58,136	1:42,795	2:09,356	1:51,328	1:54,174	1:45,560	
Lap 2	1:34,460	1:34,590	1:33,682	1:34,302	1:33,874	1:35,412	1:52,333	1:40,326	1:39,159	<u>1:34,869</u>	1:47,181	
Lap 3	2:04,554	1:32,814	1:51,555	1:32,730	1:34,198	1:33,347	1:37,170	1:39,577	1:35,072	1:46,999	<u>1:37,966</u>	
Lap 4	1:45,666	1:32,289	<u>1:32,307</u>	<u>1:32,605</u>	1:32,854	1:39,064	1:35,526	<u>1:33,255</u>	<u>1:33,619</u>	1:36,636	1:39,290	
Lap 5	<u>1:31,704</u>	<u>1:31,807</u>			<u>1:32,630</u>	<u>1:32,646</u>	<u>1:32,754</u>	1:38,262	1:38,212	1:35,678	1:38,373	
Lap 6												



Warm-Up 125 Micro MAX

Beste Rundenzeiten / best laptimes

Strecke / track: 1531m

Pos	Race Pos.	Str. Nr.	Fahrer driver	Vorname	NAT	Rundenzeit lap time	in R. in lap	Differenz gap first	Abstand gap	Ø Geschw. Ø speed
1	1	11	Egozi	James	USA	1:29,153	5			61,8 km/h
2	1	11	Egozi	James	USA	1:29,691	4	0:00,538	0:00,538	61,5 km/h
3	2	21	De Haan	Robert	NED	1:29,791	5	0:00,638	0:00,100	61,4 km/h
4	3	43	Mcelroy	Oscar	UAE	1:29,809	3	0:00,656	0:00,018	61,4 km/h
5	4	44	Al Dhaheri	Rashid	UAE	1:29,829	6	0:00,676	0:00,020	61,4 km/h
6	5	42	Lombardi	Mattia	ITA	1:29,840	6	0:00,687	0:00,011	61,3 km/h
7	4	44	Al Dhaheri	Rashid	UAE	1:29,844	5	0:00,691	0:00,004	61,3 km/h
8	6	18	Vayron	Elliott	FRA	1:29,859	2	0:00,706	0:00,015	61,3 km/h
9	7	28	Gatich	Daniil	RUS	1:29,893	4	0:00,740	0:00,034	61,3 km/h
10	8	30	Piekutowski	Bartlomiej	POL	1:29,898	4	0:00,745	0:00,005	61,3 km/h
11	9	14	Ruiz	Sebastian	AUS	1:29,995	6	0:00,842	0:00,097	61,2 km/h
12	5	42	Lombardi	Mattia	ITA	1:29,997	3	0:00,844	0:00,002	61,2 km/h
13	1	11	Egozi	James	USA	1:30,021	3	0:00,868	0:00,024	61,2 km/h
14	10	34	Matejczyk	Filip	POL	1:30,030	5	0:00,877	0:00,009	61,2 km/h
15	11	36	Hakala	Ronan Patrick	EST	1:30,056	4	0:00,903	0:00,026	61,2 km/h
16	12	41	Malheiro	Adrian	POR	1:30,073	5	0:00,920	0:00,017	61,2 km/h
17	5	42	Lombardi	Mattia	ITA	1:30,080	5	0:00,927	0:00,007	61,2 km/h
18	2	21	De Haan	Robert	NED	1:30,147	4	0:00,994	0:00,067	61,1 km/h
19	6	18	Vayron	Elliott	FRA	1:30,166	4	0:01,013	0:00,019	61,1 km/h
20	9	14	Ruiz	Sebastian	AUS	1:30,224	4	0:01,071	0:00,058	61,1 km/h



Heat 1 125 Micro MAX
NEU - NEW

Strecke / track: 1531m
started: 35 classified: 35 not classified: 0

class: 125 Micro M

fastest Lap Egozi, James at: 1:11,066
Doc. 15.1

Pos	Str. Nr.	Fahrer Driver	Nation	Entrant	Nation	Runden Laps	Points	Gesamtzeit Differenz	Abstand Gap	beste Runde best Lap	in R. in L.	Ø Geschw. Ø Speed
1	23	Vallve, Santiago	HUN	Birel Art Burgueno Team	ESP	6	0	7:15,182		1:11,074	4	76 km/h 77,5 km/h
2	11	Egozi, James	USA	Maxspeed Group	USA	6	2	7:15,261 0:00,079	0:00,079	1:11,066	4	76 km/h 77,6 km/h
3	20	Haanen, Kris	NED	Pwm Haanen	NED	6	3	7:15,515 0:00,333	0:00,254	1:11,926	4	75,9 km/h 76,6 km/h
4	21	De Haan, Robert	NED	Cees De Haan	NED	6	4	7:15,525 0:00,343	0:00,010	1:11,967	4	75,9 km/h 76,6 km/h
5	39	Kristiansen, Marius	DEN	Ole Kristiansen	DEN	6	5	7:16,562 0:01,380	0:01,037	1:11,548	6	75,8 km/h 77 km/h
6	41	Malheiro, Adrian	POR	Olga Sune Recio	POR	6	6	7:16,690 0:01,508	0:00,128	1:11,192	5	75,7 km/h 77,4 km/h
7	22	Cioni, Lorenzo	FRA	Sabrina Cioni	FRA	6	7	7:17,085 0:01,903	0:00,395	1:11,569	3	75,7 km/h 77 km/h
8	12	Laroque, Diego	USA	Maxspeed Group	USA	6	8	7:20,136 0:04,954	0:03,051	1:11,975	4	75,1 km/h 76,6 km/h
9	24	Sugar, Daniel	HUN	Top-Motorsport Egyesulet	HUN	6	9	7:24,005 0:08,823	0:03,869	1:12,455	6	74,5 km/h 76,1 km/h
10	32	Horachi, Ryota	JPN	Eiko Japan	JPN	6	10	7:25,693 0:10,511	0:01,688	1:12,841	2	74,2 km/h 75,7 km/h
11	28	Gatich, Daniil	RUS	AVIAGAMMA	RUS	6	11	7:25,814 0:10,632	0:00,121	1:12,527	5	74,2 km/h 76 km/h
12	30	Piekutowski, Bartłomiej	POL	Uniq Racing	POL	6	12	7:26,195 0:11,013	0:00,381	1:12,752	4	74,1 km/h 75,8 km/h
13	34	Matejczyk, Filip	POL	Rkt	POL	6	13	7:26,299 0:11,117	0:00,104	1:12,301	4	74,1 km/h 76,2 km/h
14	14	Ruiz, Sebastian	AUS	International Karting Distribution	AUS	6	14	7:26,895 0:11,713	0:00,596	1:11,939	5	74 km/h 76,6 km/h
15	18	Vayron, Elliott	FRA	Vayron Jean-Francois	FRA	6	15	7:28,180 0:12,998	0:01,285	1:12,655	5	73,8 km/h 75,9 km/h
16	29	Diaz, Daniel	COL	Racing Components	COL	6	16	7:28,403 0:13,221	0:00,223	1:13,241	6	73,7 km/h 75,3 km/h
17	45	Schmeiss, Moritz	GER	Beule Kart Racing Team	GER	6	17	7:28,429 0:13,247	0:00,026	1:12,824	5	73,7 km/h 75,7 km/h
18	25	Sardellitti, Anthony	CAN	SRA Karting International Inc	CAN	6	18	7:28,575 0:13,393	0:00,146	1:12,112	5	73,7 km/h 76,4 km/h
19	36	Hakala, Ronan Patrick	EST	AIX Racing	EST	6	19	7:28,829 0:13,647	0:00,254	1:12,688	4	73,7 km/h 75,8 km/h
20	35	Nousopoulos, Konstantinos	GRE	GSR	GRE	6	20	7:30,060 0:14,878	0:01,231	1:12,700	6	73,5 km/h 75,8 km/h
21	15	Martins, Enrico	BRA	Mach 5 Karting	BRA	6	21	7:30,199 0:15,017	0:00,139	1:12,341	3	73,5 km/h 76,2 km/h
22	19	Ramirez, Ramon	CHI	Ramon Ramirez Soto	CHI	6	22	7:30,608 0:15,426	0:00,409	1:12,931	6	73,4 km/h 75,6 km/h
23	44	Al Dhaheri, Rashid	UAE	Al Ain Raceway	UAE	6	23	7:31,341 0:16,159	0:00,733	1:12,944	5	73,3 km/h 75,6 km/h
24	37	Vaello, Yerai	ITA	Angel Vaello	ITA	6	24	7:31,455 0:16,273	0:00,114	1:12,928	6	73,3 km/h 75,6 km/h
25	27	Bogunovic, Aleksandar	MEX	Roberto Elizondo	MEX	6	25	7:31,746 0:16,564	0:00,291	1:12,994	4	73,2 km/h 75,5 km/h
26	31	Fujii, Shota	SLO	AKK Sportstil	SLO	6	26	7:32,594 0:17,412	0:00,848	1:12,813	4	73,1 km/h 75,7 km/h
27	13	De Paiva, Joshua	RSA	Paul De Paiva	RSA	6	27	7:32,809 0:17,627	0:00,215	1:12,894	4	73 km/h 75,6 km/h
28	42	Lombardi, Mattia	ITA	Lombardi Guiseppe	ITA	6	28	7:32,945 0:17,763	0:00,136	1:12,819	5	73 km/h 75,7 km/h
29	40	Sadar, Mai	SLO	Sportstil Akk	SLO	6	29	7:34,584 0:19,402	0:01,639	1:12,866	6	72,7 km/h 75,6 km/h
30	26	Jalava, Aleks	FIN	Jalava Mikko	FIN	6	30	7:35,498 0:20,316	0:00,914	1:13,921	4	72,6 km/h 74,6 km/h
31	43	Mcelroy, Oscar	UAE	Al Ain Raceway	UAE	6	31	7:35,519 0:20,337	0:00,021	1:12,508	5	72,6 km/h 76 km/h
32	16	Champatin, Pudtitor	THA	KRS Motorsports	MAS	6	32	7:35,736 0:20,554	0:00,217	1:13,934	5	72,6 km/h 74,5 km/h
33	10	Yuanpu, Cui	CHN	KRS Motorsports	MAS	6	33	7:35,989 0:20,807	0:00,253	1:13,817	6	72,5 km/h 74,7 km/h



Heat 1 125 Micro MAX

NEU - NEW

Strecke / track: 1531m
started: 35 classified: 35 not classified: 0

class: 125 Micro M

fastest Lap Egozi, James at: 1:11,066
Doc. 15.1

Pos	Str. Nr.	Fahrer Driver	Nation	Entrant	Nation	Runden Laps	Points	Gesamtzeit Differenz	Abstand Gap	beste Runde best Lap	in R. in L.	Ø Geschw. Speed
34	38	Malinovskis, Matiss	LAT	Raimonds Cabulis	LAT	1	34	1:19,166 5 R	5 R	1:17,076	1	69,6 km/h 71,5 km/h
35	33	Bohdanowicz, Lucas	ARG	Hugo Bohdanowicz	ARG	0	35	5:47,857 6 R	1 R			

StNr. 43 10 sec penalty Frontfairing

Clerk of the Course: R.Brito/R.Moselli/L.Azevedo/M.Branco Race-Control:T.Lainer Race director:N.Edwards
Stewards: R.Norbury / M.Guignard / L.Roby / P.Lackman / V.Sousa / N.Giorgione
Scrutineer: P.Klaassen / E.Salmon / F.Loeur / R.Jafer / J.M. Ruhani / R.Roberio
Time Keeping: KART-DATA timing service Franz Schieszler / Martin Summerer

Zeitnahme / timekeeping
control *Schieszler*
Franz Schieszler
gedruckt um / printed at: 15:20:35



RESULTS GRAND FINALS 2016

SARNO / ITALY, OCT. 15 - 22



Heat 1 125 Micro MAX

Strecke / track: 1531

Fahrername Driver	Vallve Santiago	Egozi James	Haanen Kris	De Haan Robert	Kristiansen Marius	Malheiro Adrian	Cioni Lorenzo	Laroque Diego	Sugar Daniel	Horachi Ryota	Gatich Daniil	Piekutowski Bartłomiej
schnellste Runde in Runde	1:11,074 Rn. 4	1:11,066 Rn. 4	1:11,926 Rn. 4	1:11,967 Rn. 4	1:11,548 Rn. 6	1:11,192 Rn. 5	1:11,569 Rn. 3	1:11,975 Rn. 4	1:12,455 Rn. 6	1:12,841 Rn. 2	1:12,527 Rn. 5	1:12,752 Rn. 4
Speed	77,5 km/h	77,6 km/h	76,6 km/h	76,6 km/h	77,0 km/h	77,4 km/h	77,0 km/h	76,6 km/h	76,1 km/h	75,7 km/h	76,0 km/h	75,8 km/h
Lap 1	1:14,773	1:15,756	1:13,878	<u>1:13,867</u>	1:16,485	1:16,529	1:16,608	1:16,402	1:17,128	1:16,181	1:17,382	1:16,978
Lap 2	1:12,742	1:12,033	1:12,144	1:12,102	1:11,878	1:13,222	<u>1:11,691</u>	1:12,684	1:13,633	<u>1:12,841</u>	1:13,084	1:13,440
Lap 3	1:11,650	1:11,565	1:12,039	1:12,015	1:11,802	<u>1:11,422</u>	<u>1:11,569</u>	1:12,170	1:13,008	1:13,558	1:13,553	1:13,516
Lap 4	<u>1:11,074</u>	<u>1:11,066</u>	<u>1:11,926</u>	<u>1:11,967</u>	1:11,791	1:11,537	1:11,697	<u>1:11,975</u>	1:12,692	1:13,865	1:13,399	<u>1:12,752</u>
Lap 5	1:11,422	1:11,613	1:12,328	1:12,079	1:11,600	<u>1:11,192</u>	1:12,059	1:12,271	1:13,688	1:13,863	<u>1:12,527</u>	1:12,973
Lap 6	1:12,263	1:12,063	1:12,145	1:12,501	<u>1:11,548</u>	1:11,201	1:12,303	1:12,725	<u>1:12,455</u>	1:13,717	1:14,029	1:14,832



RESULTS GRAND FINALS 2016

SARNO / ITALY, OCT. 15 - 22



Heat 1 125 Micro MAX

Strecke / track: 1531

Fahrername Driver	Matejczyk Filip	Ruiz Sebastian	Vayron Elliott	Diaz Daniel	Schmeiss Moritz	Sardellitti Anthony	Hakala Ronan Patrick	Nousopoulos Konstantinos	Martins Enrico	Ramirez Ramon	Al Dhaheeri Rashid	Vaello Yerai
schnellste Runde in Runde	1:12,301 Rn. 4	1:11,939 Rn. 5	1:12,655 Rn. 5	1:13,241 Rn. 6	1:12,824 Rn. 5	1:12,112 Rn. 5	1:12,688 Rn. 4	1:12,700 Rn. 6	1:12,341 Rn. 3	1:12,931 Rn. 6	1:12,944 Rn. 5	1:12,928 Rn. 6
Speed	76,2 km/h	76,6 km/h	75,9 km/h	75,3 km/h	75,7 km/h	76,4 km/h	75,8 km/h	75,8 km/h	76,2 km/h	75,6 km/h	75,6 km/h	75,6 km/h
Lap 1	1:17,278	1:16,955	1:18,679	1:17,814	1:16,669	1:20,114	1:18,047	1:18,587	1:16,156	1:19,434	1:19,875	1:20,063
Lap 2	1:13,817	1:13,989	1:13,951	1:14,168	1:13,310	1:13,367	1:15,025	1:13,621	1:14,093	1:14,221	1:13,378	1:13,660
Lap 3	1:13,875	1:13,121	1:12,901	1:13,791	1:14,553	1:13,217	1:13,457	1:14,236	<u>1:12,341</u>	1:14,801	1:13,667	1:14,365
Lap 4	<u>1:12,301</u>	1:13,140	1:12,789	1:13,357	1:13,891	1:14,019	<u>1:12,688</u>	1:15,442	1:15,112	1:13,872	1:15,437	1:13,807
Lap 5	1:12,509	<u>1:11,939</u>	<u>1:12,655</u>	1:13,985	<u>1:12,824</u>	<u>1:12,112</u>	1:13,461	1:13,037	1:15,645	1:13,186	<u>1:12,944</u>	1:13,875
Lap 6	1:13,777	1:14,227	1:13,316	<u>1:13,241</u>	1:14,161	1:13,245	1:13,733	<u>1:12,700</u>	1:15,355	<u>1:12,931</u>	1:14,098	<u>1:12,928</u>



RESULTS GRAND FINALS 2016

SARNO / ITALY, OCT. 15 - 22



Heat 1 125 Micro MAX

Strecke / track: 1531

Fahrername Driver	Bogunovic Aleksandar	Fujii Shota	De Paiva Joshua	Lombardi Mattia	Sadar Mai	Jalava Aleksi	Mcelroy Oscar	Champatin Pudtitorn	Yuanpu Cui	Malinovskis Matiss	Bohdanowicz Lucas	
schnellste Runde in Runde	1:12,994 Rn. 4	1:12,813 Rn. 4	1:12,894 Rn. 4	1:12,819 Rn. 5	1:12,866 Rn. 6	1:13,921 Rn. 4	1:12,508 Rn. 5	1:13,934 Rn. 5	1:13,817 Rn. 6	1:17,076 Rn. 1		
Speed	75,5 km/h	75,7 km/h	75,6 km/h	75,7 km/h	75,6 km/h	74,6 km/h	76,0 km/h	74,5 km/h	74,7 km/h	71,5 km/h		
Lap 1	1:20,416	1:19,544	1:20,214	1:20,007	1:18,779	1:19,797	1:17,352	1:19,648	1:19,920	<u>1:17,076</u>		
Lap 2	1:14,618	1:15,584	1:15,046	1:15,113	1:14,703	1:14,990	1:12,868	1:15,152	1:15,031			
Lap 3	1:13,922	1:13,847	1:13,969	1:14,366	1:17,786	1:14,687	1:13,379	1:14,412	1:14,535			
Lap 4	<u>1:12,994</u>	<u>1:12,813</u>	<u>1:12,894</u>	1:13,547	1:13,738	<u>1:13,921</u>	1:12,620	1:14,270	1:14,097			
Lap 5	1:13,685	1:13,337	1:13,256	<u>1:12,819</u>	1:13,446	1:14,227	<u>1:12,508</u>	<u>1:13,934</u>	1:14,009			
Lap 6	1:13,131	1:13,758	1:13,813	1:12,923	<u>1:12,866</u>	1:14,086	1:13,392	1:13,935	<u>1:13,817</u>			

Qualifying Practice 125 Micro MAX

NEU - NEW

Strecke / track: 1531m

started: 35 classified: 35 not classified: 0

Doc. 1.1

Pos	Str. Nr.	Fahrer Driver	Nation	Entrant	Nation	Runden Laps	Gesamtzeit Differenz	Abstand Gap	beste Runde best Lap	in R. in L.	o Geschw. o Speed
1	21	De Haan, Robert	NED	Cees De Haan	NED	6			1:11,488	6	77,1 km/h
2	20	Haanen, Kris	NED	Pwm Haanen	NED	5	0:00,026	0:00,026	1:11,514	5	77,1 km/h
3	22	Cioni, Lorenzo	FRA	Sabrina Cioni	FRA	7	0:00,286	0:00,260	1:11,774	6	76,8 km/h
4	11	Egozi, James	USA	Maxspeed Group	USA	6	0:00,484	0:00,198	1:11,972	4	76,6 km/h
5	23	Vallve, Santiago	HUN	Birel Art Burgueno Team	ESP	5	0:00,516	0:00,032	1:12,004	4	76,5 km/h
6	39	Kristiansen, Marius	DEN	Ole Kristiansen	DEN	7	0:00,582	0:00,066	1:12,070	6	76,5 km/h
7	33	Bohdanowicz, Lucas	ARG	Hugo Bohdanowicz	ARG	6	0:00,690	0:00,108	1:12,178	5	76,4 km/h
8	41	Malheiro, Adrian	POR	Olga Sune Recio	POR	7	0:00,699	0:00,009	1:12,187	6	76,4 km/h
9	24	Sugar, Daniel	HUN	Top-Motorsport Egyesulet	HUN	7	0:00,712	0:00,013	1:12,200	3	76,3 km/h
10	30	Piekutowski, Bartlomiej	POL	Uniq Racing	POL	6	0:00,718	0:00,006	1:12,206	4	76,3 km/h
11	15	Martins, Enrico	BRA	Mach 5 Karting	BRA	7	0:00,802	0:00,084	1:12,290	5	76,2 km/h
12	28	Gatich, Daniil	RUS	AVIAGAMMA	RUS	6	0:00,880	0:00,078	1:12,368	6	76,2 km/h
13	32	Horachi, Ryota	JPN	Eiko Japan	JPN	7	0:00,915	0:00,035	1:12,403	7	76,1 km/h
14	44	Al Dhaheri, Rashid	UAE	Al Ain Raceway	UAE	7	0:01,059	0:00,144	1:12,547	4	76,0 km/h
15	12	Laroque, Diego	USA	Maxspeed Group	USA	6	0:01,117	0:00,058	1:12,605	4	75,9 km/h
16	29	Diaz, Daniel	COL	Racing Components	COL	7	0:01,239	0:00,122	1:12,727	7	75,8 km/h
17	38	Malinovskis, Matiss	LAT	Raimonds Cabulis	LAT	7	0:01,286	0:00,047	1:12,774	5	75,7 km/h
18	19	Ramirez, Ramon	CHI	Ramon Ramirez Soto	CHI	7	0:01,314	0:00,028	1:12,802	6	75,7 km/h
19	36	Hakala, Ronan Patrick	EST	AIX Racing	EST	6	0:01,327	0:00,013	1:12,815	6	75,7 km/h
20	37	Vaello, Yeraï	ITA	Angel Vaello	ITA	6	0:01,328	0:00,001	1:12,816	2	75,7 km/h
21	35	Nousopoulos, Konstantinos	GRE	GSR	GRE	6	0:01,338	0:00,010	1:12,826	3	75,7 km/h
22	27	Bogunovic, Aleksandar	MEX	Roberto Elizondo	MEX	6	0:01,405	0:00,067	1:12,893	4	75,6 km/h
23	25	Sardellitti, Anthony	CAN	SRA Karting International Inc	CAN	7	0:01,408	0:00,003	1:12,896	7	75,6 km/h
24	34	Matejczyk, Filip	POL	Rkt	POL	6	0:01,459	0:00,051	1:12,947	3	75,6 km/h
25	13	De Paiva, Joshua	RSA	Paul De Paiva	RSA	7	0:01,510	0:00,051	1:12,998	6	75,5 km/h
26	26	Jalava, Aleksï	FIN	Jalava Mikko	FIN	7	0:01,664	0:00,154	1:13,152	7	75,3 km/h
27	45	Schmeiss, Moritz	GER	Beule Kart Racing Team	GER	5	0:01,684	0:00,020	1:13,172	4	75,3 km/h
28	18	Vayron, Elliott	FRA	Vayron Jean-Francois	FRA	6	0:01,685	0:00,001	1:13,173	6	75,3 km/h
29	40	Sadar, Mai	SLO	Sportstil Akk	SLO	7	0:01,767	0:00,082	1:13,255	4	75,2 km/h
30	42	Lombardi, Mattia	ITA	Lombardi Guiseppe	ITA	6	0:01,963	0:00,196	1:13,451	5	75,0 km/h
31	43	Mcelroy, Oscar	UAE	Al Ain Raceway	UAE	7	0:02,499	0:00,536	1:13,987	5	74,5 km/h
32	16	Champatin, Puditoron	THA	KRS Motorsports	MAS	7	0:02,526	0:00,027	1:14,014	7	74,5 km/h
33	14	Ruiz, Sebastian	AUS	International Karting Distribution	AUS	7	0:03,263	0:00,737	1:14,751	7	73,7 km/h
34	10	Yuanpu, Cui	CHN	KRS Motorsports	MAS	7	0:03,432	0:00,169	1:14,920	7	73,6 km/h
35	31	Fujii, Shota	SLO	AKK Sportstil	SLO	6	0:03,471	0:00,039	1:14,959	6	73,5 km/h

SINr. 27,43 Frontfaring fast Lap Canceled

Clerk of the Course: R.Brito/R.Moselli/L.Azevedo/M.Branco Race-Control:T.Lainer Race director:N.Edward

Stewards: R.Norbury / M.Guignard / L.Roby / P.Lackman / V.Sousa / N.Giorgione

Scrutineer: P.Klaassen / E.Salmon / F.Loer / R.Jafer / J.M. Ruhani / R.Roberio

Time Keeping: KART-DATA timing service Franz Schieszler / Martin Summerer

Zeitinahme / timekeeping

control 
Franz Schieszler

gedruckt um / printed at: 12:26:49



18	31	SLO	Fujii Shota	Startposition 35
17	14	AUS	Ruiz Sebastian	Startposition 33
16	43	UAE	Mcelroy Oscar	Startposition 31
15	40	SLO	Sadar Mai	Startposition 29
14	45	GER	Schmeiss Moritz	Startposition 27
13	13	RSA	De Pajva Joshua	Startposition 25
12	25	CAN	Sardellitti Anthony	Startposition 23
11	35	GRE	Nousopoulos Konstantinos	Startposition 21
10	36	EST	Hakala Ronan Patrick	Startposition 19
9	38	LAT	Malinovskis Matiss	Startposition 17
8	12	USA	Laroque Diego	Startposition 15
7	32	JPN	Horachi Ryota	Startposition 13
6	15	BRA	Martins Enrico	Startposition 11
5	24	HUN	Sugar Daniel	Startposition 9
4	33	ARG	Bohdanowicz Lucas	Startposition 7
3	23	HUN	Vallve Santiago	Startposition 5
2	22	FRA	Cioni Lorenzo	Startposition 3
1	21	NED	De Haan Robert	Startposition 1

17	10	CHN	Yuanpu Cui	Startposition 34
16	16	THA	Champatin Pudtitorn	Startposition 32
15	42	ITA	Lombardi Mattia	Startposition 30
14	18	FRA	Vayron Elliott	Startposition 28
13	26	FIN	Jalava Alekski	Startposition 26
12	34	POL	Matejczyk Filip	Startposition 24
11	27	MEX	Bogunovic Aleksandar	Startposition 22
10	37	ITA	Vaello Yerai	Startposition 20
9	19	CHI	Ramirez Ramon	Startposition 18
8	29	COL	Diaz Daniel	Startposition 16
7	44	UAE	Al Dhaheeri Rashid	Startposition 14
6	28	RUS	Gatich Daniil	Startposition 12
5	30	POL	Piekutowski Bartlomiej	Startposition 10
4	41	POR	Malheiro Adrian	Startposition 8
3	39	DEN	Kristiansen Marius	Startposition 6
2	11	USA	Egozi James	Startposition 4
1	20	NED	Haanen Kris	Startposition 2



RESULTS GRAND FINALS 2016

SARNO / ITALY, OCT. 15 - 22



Qualifying Practice 125 Micro MAX

Strecke / track: 1531

started: 35

classified: 35

not classified: 0

Fahrername Driver	De Haan Robert	Haanen Kris	Cioni Lorenzo	Egozi James	Vallve Santiago	Kristiansen Marius	Bohdanowicz Lucas	Malheiro Adrian	Sugar Daniel	Piekutowski Bartłomiej	Martins Enrico	Gatich Daniil
schnellste Runde in Runde	1:11,488 Rn. 6	1:11,514 Rn. 5	1:11,774 Rn. 6	1:11,972 Rn. 4	1:12,004 Rn. 4	1:12,070 Rn. 6	1:12,178 Rn. 5	1:12,187 Rn. 6	1:12,200 Rn. 3	1:12,206 Rn. 4	1:12,290 Rn. 5	1:12,368 Rn. 6
Speed	77,1 km/h	77,1 km/h	76,8 km/h	76,6 km/h	76,5 km/h	76,5 km/h	76,4 km/h	76,4 km/h	76,3 km/h	76,3 km/h	76,2 km/h	76,2 km/h
Lap 1	1:22,372	1:12,237	1:22,513	1:22,266	1:13,322	1:26,378	1:21,682	1:22,226	1:23,296	1:25,703	1:23,755	1:22,711
Lap 2	1:12,311	1:11,771	1:13,185	1:12,344	1:12,711	1:12,902	1:13,119	1:13,100	1:13,721	1:13,147	1:13,440	1:13,746
Lap 3	1:11,742	1:11,844	1:13,321	1:12,044	1:12,301	1:12,398	1:12,573	1:12,378	<u>1:12,200</u>	1:12,544	1:13,558	1:13,204
Lap 4	1:11,801	1:11,552	1:12,822	<u>1:11,972</u>	<u>1:12,004</u>	1:12,258	1:12,634	1:12,653	1:15,693	<u>1:12,206</u>	1:12,849	1:13,042
Lap 5	1:11,582	<u>1:11,514</u>	1:12,375	1:15,399	1:13,380	1:12,148	<u>1:12,178</u>	1:12,375	1:12,662	1:12,314	<u>1:12,290</u>	1:12,661
Lap 6	<u>1:11,488</u>		<u>1:11,774</u>	1:12,717		<u>1:12,070</u>	1:13,440	<u>1:12,187</u>	1:13,769	1:12,703	1:12,762	<u>1:12,368</u>
Lap 7			1:11,999			1:13,640		1:18,103	1:18,974		1:12,613	



RESULTS GRAND FINALS 2016

SARNO / ITALY, OCT. 15 - 22



Qualifying Practice 125 Micro MAX

Strecke / track: 1531 started: 35 classified: 35 not classified: 0

Fahrername Driver	Horachi Ryota	Al Dhaheri Rashid	Laroque Diego	Diaz Daniel	Malinovskis Matiss	Ramirez Ramon	Hakala Ronan Patrick	Vaello Yerai	Nousopoulos Konstantinos	Bogunovic Aleksandar	Sardellitti Anthony	Matejczyk Filip
schnellste Runde in Runde	1:12,403 Rn. 7	1:12,547 Rn. 4	1:12,605 Rn. 4	1:12,727 Rn. 7	1:12,774 Rn. 5	1:12,802 Rn. 6	1:12,815 Rn. 6	1:12,816 Rn. 2	1:12,826 Rn. 3	1:12,893 Rn. 4	1:12,896 Rn. 7	1:12,947 Rn. 3
Speed	76,1 km/h	76,0 km/h	75,9 km/h	75,8 km/h	75,7 km/h	75,7 km/h	75,7 km/h	75,7 km/h	75,7 km/h	75,6 km/h	75,6 km/h	75,6 km/h
Lap 1	1:23,487	1:28,976	1:21,189	1:23,241	1:23,370	1:23,819	1:22,064	1:13,575	1:14,059	1:14,362	1:24,482	1:25,582
Lap 2	1:13,381	1:13,690	1:13,194	1:14,167	1:13,722	1:14,453	1:13,169	<u>1:12,816</u>	1:12,952	1:13,395	1:13,366	1:13,680
Lap 3	1:12,611	1:14,678	1:12,654	1:13,598	1:16,181	1:14,668	1:13,196	1:13,394	<u>1:12,826</u>	1:13,664	1:13,078	<u>1:12,947</u>
Lap 4	1:14,001	<u>1:12,547</u>	<u>1:12,605</u>	1:13,178	1:13,138	1:15,627	1:12,907	1:13,329	1:12,919	<u>1:12,893</u>	1:14,609	1:12,964
Lap 5	1:13,320	1:13,993	1:13,314	1:12,783	<u>1:12,774</u>	1:13,488	1:13,058	1:12,988	1:12,911	(1:12,368)	1:13,205	1:15,536
Lap 6	1:17,706	1:13,489	1:13,344	1:12,933	1:13,894	<u>1:12,802</u>	<u>1:12,815</u>	1:13,126	1:13,206	1:13,019	1:13,080	1:13,260
Lap 7	<u>1:12,403</u>	1:13,318		<u>1:12,727</u>	1:21,131	1:13,371					<u>1:12,896</u>	



RESULTS GRAND FINALS 2016

SARNO / ITALY, OCT. 15 - 22



Qualifying Practice 125 Micro MAX

Strecke / track: 1531

started: 35

classified: 35

not classified: 0

Fahrername Driver	De Paiva Joshua	Jalava Aleksi	Schmeiss Moritz	Vayron Elliott	Sadar Mai	Lombardi Mattia	Mcelroy Oscar	Champatin Pudtitorn	Ruiz Sebastian	Yuanpu Cui	Fujii Shota	
schnellste Runde in Runde	1:12,998 Rn. 6	1:13,152 Rn. 7	1:13,172 Rn. 4	1:13,173 Rn. 6	1:13,255 Rn. 4	1:13,451 Rn. 5	1:13,987 Rn. 5	1:14,014 Rn. 7	1:14,751 Rn. 7	1:14,920 Rn. 7	1:14,959 Rn. 6	
Speed	75,5 km/h	75,3 km/h	75,3 km/h	75,3 km/h	75,2 km/h	75,0 km/h	74,5 km/h	74,5 km/h	73,7 km/h	73,6 km/h	73,5 km/h	
Lap 1	1:24,570	1:23,994	1:14,096	1:24,604	1:23,716	1:24,904	1:23,031	1:25,917	1:25,171	1:26,297	1:29,754	
Lap 2	1:13,951	1:14,903	1:13,725	1:13,709	1:14,422	1:14,988	1:14,498	1:14,694	1:15,258	1:16,180	1:17,355	
Lap 3	1:13,739	1:15,108	1:13,871	1:13,548	1:14,037	1:14,170	1:15,254	1:14,863	1:15,612	1:14,959	1:16,392	
Lap 4	1:15,318	1:16,318	<u>1:13,172</u>	1:13,380	<u>1:13,255</u>	1:14,536	(1:12,643)	1:14,192	1:15,593	1:15,320	1:16,033	
Lap 5	1:13,299	1:14,249	1:13,623	1:14,251	1:15,755	<u>1:13,451</u>	<u>1:13,987</u>	1:14,098	1:15,319	1:15,942	1:16,605	
Lap 6	<u>1:12,998</u>	1:13,743		<u>1:13,173</u>	1:13,697	1:14,702	1:14,764	1:14,368	1:14,898	1:15,131	<u>1:14,959</u>	
Lap 7	1:13,303	<u>1:13,152</u>			1:15,774		1:14,223	<u>1:14,014</u>	<u>1:14,751</u>	<u>1:14,920</u>		



Qualifying Practice 125 Micro MAX

Beste Rundenzeiten / best lap times

Strecke / track: 1531m

Pos	Race Pos.	Str. Nr.	Fahrer driver	Vorname	NAT	Rundenzeit lap time	in R. in lap	Differenz gap first	Abstand gap	Ø Geschw. Ø speed
1	1	21	De Haan	Robert	NED	1:11,488	6			77,1 km/h
2	2	20	Haanen	Kris	NED	1:11,514	5	0:00,026	0:00,026	77,1 km/h
3	2	20	Haanen	Kris	NED	1:11,552	4	0:00,064	0:00,038	77,0 km/h
4	1	21	De Haan	Robert	NED	1:11,582	5	0:00,094	0:00,030	77,0 km/h
5	1	21	De Haan	Robert	NED	1:11,742	3	0:00,254	0:00,160	76,8 km/h
6	2	20	Haanen	Kris	NED	1:11,771	2	0:00,283	0:00,029	76,8 km/h
7	3	22	Cioni	Lorenzo	FRA	1:11,774	6	0:00,286	0:00,003	76,8 km/h
8	1	21	De Haan	Robert	NED	1:11,801	4	0:00,313	0:00,027	76,8 km/h
9	2	20	Haanen	Kris	NED	1:11,844	3	0:00,356	0:00,043	76,7 km/h
10	4	11	Egozi	James	USA	1:11,972	4	0:00,484	0:00,128	76,6 km/h
11	3	22	Cioni	Lorenzo	FRA	1:11,999	7	0:00,511	0:00,027	76,6 km/h
12	5	23	Vallve	Santiago	HUN	1:12,004	4	0:00,516	0:00,005	76,5 km/h
13	4	11	Egozi	James	USA	1:12,044	3	0:00,556	0:00,040	76,5 km/h
14	6	39	Kristiansen	Marius	DEN	1:12,070	6	0:00,582	0:00,026	76,5 km/h
15	6	39	Kristiansen	Marius	DEN	1:12,148	5	0:00,660	0:00,078	76,4 km/h
16	7	33	Bohdanowicz	Lucas	ARG	1:12,178	5	0:00,690	0:00,030	76,4 km/h
17	8	41	Malheiro	Adrian	POR	1:12,187	6	0:00,699	0:00,009	76,4 km/h
18	9	24	Sugar	Daniel	HUN	1:12,200	3	0:00,712	0:00,013	76,3 km/h
19	10	30	Piekutowski	Bartlomiej	POL	1:12,206	4	0:00,718	0:00,006	76,3 km/h
20	2	20	Haanen	Kris	NED	1:12,237	1	0:00,749	0:00,031	76,3 km/h

Non Qualifying Practice 5 125 Micro MAX

Strecke / track: 1531m

started: 36 classified: 36 not classified: 0

Doc. 1

Pos	Str. Nr.	Fahrer Driver	Nation	Entrant	Nation	Runden Laps	Gesamtzeit Differenz	Abstand Gap	beste Runde best Lap	in R. in L.	o Geschw. o Speed
1	18	Vayron, Elliott	FRA	Vayron Jean-Francois	FRA	7			1:29,446	7	61,6 km/h
2	20	Haanen, Kris	NED	Pwm Haanen	NED	4	0:00,949	0:00,949	1:30,395	4	61,0 km/h
3	33	Bohdanowicz, Lucas	ARG	Hugo Bohdanowicz	ARG	7	0:01,197	0:00,248	1:30,643	7	60,8 km/h
4	22	Cioni, Lorenzo	FRA	Sabrina Cioni	FRA	7	0:01,229	0:00,032	1:30,675	7	60,8 km/h
5	11	Egozi, James	USA	Maxspeed Group	USA	6	0:01,329	0:00,100	1:30,775	6	60,7 km/h
6	23	Vallve, Santiago	HUN	Birel Art Burgueno Team	ESP	6	0:01,396	0:00,067	1:30,842	6	60,7 km/h
7	21	De Haan, Robert	NED	Cees De Haan	NED	5	0:01,593	0:00,197	1:31,039	5	60,5 km/h
8	12	Laroque, Diego	USA	Maxspeed Group	USA	6	0:01,777	0:00,184	1:31,223	6	60,4 km/h
9	30	Piekutowski, Bartlomiej	POL	Uniq Racing	POL	7	0:02,075	0:00,298	1:31,521	5	60,2 km/h
10	42	Lombardi, Mattia	ITA	Lombardi Guiseppa	ITA	7	0:02,159	0:00,084	1:31,605	7	60,2 km/h
11	44	Al Dhaheeri, Rashid	UAE	Al Ain Raceway	UAE	7	0:02,235	0:00,076	1:31,681	6	60,1 km/h
12	26	Jalava, Aleksi	FIN	Jalava Mikko	FIN	6	0:02,656	0:00,421	1:32,102	3	59,8 km/h
13	17	Helias, Jimmy	FRA	Helias Cyril	FRA	6	0:03,027	0:00,371	1:32,473	6	59,6 km/h
14	39	Kristiansen, Marius	DEN	Ole Kristiansen	DEN	6	0:03,170	0:00,143	1:32,616	6	59,5 km/h
15	16	Champatin, Pudtitorn	THA	KRS Motorsports	MAS	6	0:03,319	0:00,149	1:32,765	6	59,4 km/h
16	28	Gatich, Daniil	RUS	AVIAGAMMA	RUS	6	0:03,343	0:00,024	1:32,789	6	59,4 km/h
17	38	Malinovskis, Matiss	LAT	Raimonds Cabulis	LAT	6	0:03,466	0:00,123	1:32,912	6	59,3 km/h
18	32	Horachi, Ryota	JPN	Eiko Japan	JPN	6	0:03,726	0:00,260	1:33,172	6	59,2 km/h
19	41	Malheiro, Adrian	POR	Olga Sune Recio	POR	6	0:03,739	0:00,013	1:33,185	6	59,1 km/h
20	34	Matejczyk, Filip	POL	Rkt	POL	5	0:04,332	0:00,593	1:33,778	4	58,8 km/h
21	27	Bogunovic, Aleksandar	MEX	Roberto Elizondo	MEX	5	0:04,939	0:00,607	1:34,385	5	58,4 km/h
22	37	Vaello, Yeraí	ITA	Angel Vaello	ITA	5	0:05,065	0:00,126	1:34,511	5	58,3 km/h
23	36	Hakala, Ronan Patrick	EST	AIX Racing	EST	6	0:05,109	0:00,044	1:34,555	2	58,3 km/h
24	45	Schmeiss, Moritz	GER	Beule Kart Racing Team	GER	4	0:05,248	0:00,139	1:34,694	4	58,2 km/h
25	14	Ruiz, Sebastian	AUS	International Karting Distribution	AUS	6	0:05,256	0:00,008	1:34,702	5	58,2 km/h
26	25	Sardellitti, Anthony	CAN	SRA Karting International Inc	CAN	6	0:05,287	0:00,031	1:34,733	6	58,2 km/h
27	40	Sadar, Mai	SLO	Sportstil Akk	SLO	6	0:05,317	0:00,030	1:34,763	6	58,2 km/h
28	24	Sugar, Daniel	HUN	Top-Motorsport Egyesulet	HUN	6	0:05,413	0:00,096	1:34,859	6	58,1 km/h
29	13	De Paiva, Joshua	RSA	Paul De Paiva	RSA	6	0:05,879	0:00,466	1:35,325	5	57,8 km/h
30	15	Martins, Enrico	BRA	Mach 5 Karting	BRA	5	0:06,893	0:01,014	1:36,339	4	57,2 km/h
31	10	Yuanpu, Cui	CHN	KRS Motorsports	MAS	6	0:07,378	0:00,485	1:36,824	6	56,9 km/h
32	35	Nousopoulos, Konstantinos	GRE	GSR	GRE	5	0:07,528	0:00,150	1:36,974	5	56,8 km/h
33	29	Diaz, Daniel	COL	Racing Components	COL	6	0:07,722	0:00,194	1:37,168	3	56,7 km/h
34	19	Ramirez, Ramon	CHI	Ramon Ramirez Soto	CHI	5	0:07,943	0:00,221	1:37,389	4	56,6 km/h
35	43	Mcelroy, Oscar	UAE	Al Ain Raceway	UAE	6	0:08,835	0:00,892	1:38,281	2	56,1 km/h
36	31	Fujii, Shota	SLO	AKK Sportstil	SLO	6	0:12,679	0:03,844	1:42,125	4	54,0 km/h

Clerk of the Course: Ramiro Brito / R.Moselli / L.Azevedo / M.Branco Race-Control: Thomas Lainer Race director: Nigel Edwards

Stewards: Richard Norbury / Michel Guignard / Luis Roby / Philipp Lackman / Vitor Sousa / Nicola Giorgione

Scrutineer: Paul Klaassen / Ernie Salmon / Francois Loeur / Rizal Jaafar / Jefrie M. Ruhani / Ruju Roberio

Time Keeping: KART-DATA timing service Franz Schiesler / Martin Summerer



RESULTS GRAND FINALS 2016

SARNO / ITALY, OCT. 15 - 22



Non Qualifying Practice 5 125 Micro MAX

Strecke / track: 1531 started: 36 classified: 36 not classified: 0

Fahrername Driver	Vayron Elliott	Haanen Kris	Bohdanowicz Lucas	Cioni Lorenzo	Egozi James	Vallve Santiago	De Haan Robert	Laroque Diego	Piekutowski Bartlomiej	Lombardi Mattia	Al Dhaheri Rashid	Jalava Aleksi
schnellste Runde in Runde	1:29,446 Rn. 7	1:30,395 Rn. 4	1:30,643 Rn. 7	1:30,675 Rn. 7	1:30,775 Rn. 6	1:30,842 Rn. 6	1:31,039 Rn. 5	1:31,223 Rn. 6	1:31,521 Rn. 5	1:31,605 Rn. 7	1:31,681 Rn. 6	1:32,102 Rn. 3
Speed	61,6 km/h	61,0 km/h	60,8 km/h	60,8 km/h	60,7 km/h	60,7 km/h	60,5 km/h	60,4 km/h	60,2 km/h	60,2 km/h	60,1 km/h	59,8 km/h
Lap 1	1:44,566	1:31,654	1:45,047	1:48,058	1:42,094	1:32,869	1:42,339	1:50,059	1:47,353	1:50,472	1:47,389	1:34,326
Lap 2	1:34,414	1:32,536	1:33,546	1:33,938	1:33,344	1:33,803	1:31,834	1:42,423	1:36,386	1:37,327	1:34,394	1:33,454
Lap 3	1:31,280	1:32,820	1:32,371	1:32,999	1:39,384	1:31,860	1:32,082	1:55,444	1:34,849	1:38,180	1:33,985	<u>1:32,102</u>
Lap 4	1:31,357	<u>1:30,395</u>	1:32,852	1:33,062	1:32,549	1:31,350	1:32,227	1:32,190	1:32,294	1:34,964	1:35,320	1:32,126
Lap 5	1:30,279		1:32,526	1:31,545	1:33,295	1:31,752	<u>1:31,039</u>	1:32,855	<u>1:31,521</u>	1:32,257	1:32,367	1:40,731
Lap 6	1:30,086		1:31,662	1:31,236	<u>1:30,775</u>	<u>1:30,842</u>		<u>1:31,223</u>	1:32,525	1:31,869	<u>1:31,681</u>	1:36,778
Lap 7	<u>1:29,446</u>		<u>1:30,643</u>	<u>1:30,675</u>					1:38,394	<u>1:31,605</u>	1:31,965	



RESULTS GRAND FINALS 2016

SARNO / ITALY, OCT. 15 - 22



Non Qualifying Practice 5 125 Micro MAX

Strecke / track: 1531 started: 36 classified: 36 not classified: 0

Fahrername Driver	Helias Jimmy	Kristiansen Marius	Champatin Pudtitorn	Gatich Daniil	Malinovskis Matiss	Horachi Ryota	Malheiro Adrian	Matejczyk Filip	Bogunovic Aleksandar	Vaello Yerai	Hakala Ronan Patrick	Schmeiss Moritz
schnellste Runde in Runde	1:32,473 Rn. 6	1:32,616 Rn. 6	1:32,765 Rn. 6	1:32,789 Rn. 6	1:32,912 Rn. 6	1:33,172 Rn. 6	1:33,185 Rn. 6	1:33,778 Rn. 4	1:34,385 Rn. 5	1:34,511 Rn. 5	1:34,555 Rn. 2	1:34,694 Rn. 4
Speed	59,6 km/h	59,5 km/h	59,4 km/h	59,4 km/h	59,3 km/h	59,2 km/h	59,1 km/h	58,8 km/h	58,4 km/h	58,3 km/h	58,3 km/h	58,2 km/h
Lap 1	1:48,477	1:43,897	2:00,633	1:48,091	1:59,937	2:02,591	1:47,288	1:45,943	1:39,118	1:56,203	1:46,499	1:36,113
Lap 2	1:35,413	1:36,429	1:35,953	1:36,470	1:49,789	1:36,058	1:41,362	1:36,103	1:39,901	1:36,910	<u>1:34,555</u>	1:36,337
Lap 3	1:51,990	1:34,661	1:36,195	1:37,088	1:47,393	1:57,319	2:12,123	1:34,829	1:36,331	1:54,665	1:35,140	1:41,843
Lap 4	1:33,785	1:34,312	1:33,823	1:34,039	1:41,154	1:34,910	1:52,031	<u>1:33,778</u>	1:35,642	1:35,739	1:58,239	<u>1:34,694</u>
Lap 5	1:33,858	1:33,647	1:33,638	1:33,661	1:33,857	1:35,297	1:35,123	1:34,045	<u>1:34,385</u>	<u>1:34,511</u>	1:36,027	
Lap 6	<u>1:32,473</u>	<u>1:32,616</u>	<u>1:32,765</u>	<u>1:32,789</u>	<u>1:32,912</u>	<u>1:33,172</u>	<u>1:33,185</u>				1:40,538	
Lap 7												



RESULTS GRAND FINALS 2016

SARNO / ITALY, OCT. 15 - 22



Non Qualifying Practice 5 125 Micro MAX

Strecke / track: 1531 started: 36 classified: 36 not classified: 0

Fahrername Driver	Ruiz Sebastian	Sardellitti Anthony	Sadar Mai	Sugar Daniel	De Paiva Joshua	Martins Enrico	Yuanpu Cui	Nousopoulos Konstantinos	Diaz Daniel	Ramirez Ramon	Mcelroy Oscar	Fujii Shota
schnellste Runde in Runde	1:34,702 Rn. 5	1:34,733 Rn. 6	1:34,763 Rn. 6	1:34,859 Rn. 6	1:35,325 Rn. 5	1:36,339 Rn. 4	1:36,824 Rn. 6	1:36,974 Rn. 5	1:37,168 Rn. 3	1:37,389 Rn. 4	1:38,281 Rn. 2	1:42,125 Rn. 4
Speed	58,2 km/h	58,2 km/h	58,2 km/h	58,1 km/h	57,8 km/h	57,2 km/h	56,9 km/h	56,8 km/h	56,7 km/h	56,6 km/h	56,1 km/h	54,0 km/h
Lap 1	1:44,523	2:04,883	2:13,003	1:47,961	1:52,954	1:47,887	1:52,528	1:52,041	1:51,741	1:43,201	1:50,716	1:58,269
Lap 2	1:37,171	1:36,644	1:37,089	1:48,307	1:38,172	1:38,357	1:39,624	1:39,685	1:39,089	1:44,328	<u>1:38,281</u>	1:45,404
Lap 3	1:35,245	1:43,799	1:37,923	1:36,637	1:37,541	1:54,308	1:42,378	1:39,891	<u>1:37,168</u>	1:49,057	1:49,850	1:49,333
Lap 4	1:35,517	1:46,016	1:45,380	1:35,688	1:36,991	<u>1:36,339</u>	1:38,545	1:37,118	1:59,717	<u>1:37,389</u>	1:51,925	<u>1:42,125</u>
Lap 5	<u>1:34,702</u>	1:46,733	1:56,423	1:35,536	<u>1:35,325</u>	1:36,905	2:07,989	<u>1:36,974</u>	1:37,615	1:40,531	1:47,827	1:56,170
Lap 6	1:38,376	<u>1:34,733</u>	<u>1:34,763</u>	<u>1:34,859</u>	1:35,816		<u>1:36,824</u>		1:37,370		1:50,397	1:56,828
Lap 7												



Heat 1 125 Micro MAX

Beste Rundenzeiten / best lap times

Strecke / track: 1531m

Pos	Race Pos.	Str. Nr.	Fahrer driver	Vorname	NAT	Rundenzeit lap time	in R. in lap	Differenz gap first	Abstand gap	Ø Geschw. Ø speed
1	2	11	Egozi	James	USA	1:11,066	4			77,6 km/h
2	1	23	Vallve	Santiago	HUN	1:11,074	4	0:00,008	0:00,008	77,5 km/h
3	6	41	Malheiro	Adrian	POR	1:11,192	5	0:00,126	0:00,118	77,4 km/h
4	6	41	Malheiro	Adrian	POR	1:11,201	6	0:00,135	0:00,009	77,4 km/h
5	1	23	Vallve	Santiago	HUN	1:11,422	5	0:00,356	0:00,221	77,2 km/h
6	6	41	Malheiro	Adrian	POR	1:11,422	3	0:00,356	0:00,000	77,2 km/h
7	6	41	Malheiro	Adrian	POR	1:11,537	4	0:00,471	0:00,115	77,0 km/h
8	5	39	Kristiansen	Marius	DEN	1:11,548	6	0:00,482	0:00,011	77,0 km/h
9	2	11	Egozi	James	USA	1:11,565	3	0:00,499	0:00,017	77,0 km/h
10	7	22	Cioni	Lorenzo	FRA	1:11,569	3	0:00,503	0:00,004	77,0 km/h
11	5	39	Kristiansen	Marius	DEN	1:11,600	5	0:00,534	0:00,031	77,0 km/h
12	2	11	Egozi	James	USA	1:11,613	5	0:00,547	0:00,013	77,0 km/h
13	1	23	Vallve	Santiago	HUN	1:11,650	3	0:00,584	0:00,037	76,9 km/h
14	7	22	Cioni	Lorenzo	FRA	1:11,691	2	0:00,625	0:00,041	76,9 km/h
15	7	22	Cioni	Lorenzo	FRA	1:11,697	4	0:00,631	0:00,006	76,9 km/h
16	5	39	Kristiansen	Marius	DEN	1:11,791	4	0:00,725	0:00,094	76,8 km/h
17	5	39	Kristiansen	Marius	DEN	1:11,802	3	0:00,736	0:00,011	76,8 km/h
18	5	39	Kristiansen	Marius	DEN	1:11,878	2	0:00,812	0:00,076	76,7 km/h
19	3	20	Haanen	Kris	NED	1:11,926	4	0:00,860	0:00,048	76,6 km/h
20	14	14	Ruiz	Sebastian	AUS	1:11,939	5	0:00,873	0:00,013	76,6 km/h



Non Qualifying Practice 5 125 Micro MAX

Beste Rundenzeiten / best laptimes

Strecke / track: 1531m

Pos	Race Pos.	Str. Nr.	Fahrer driver	Vorname	NAT	Rundenzeit lap time	in R. in lap	Differenz gap first	Abstand gap	Ø Geschw. Ø speed
1	1	18	Vayron	Elliott	FRA	1:29,446	7			61,6 km/h
2	1	18	Vayron	Elliott	FRA	1:30,086	6	0:00,640	0:00,640	61,2 km/h
3	1	18	Vayron	Elliott	FRA	1:30,279	5	0:00,833	0:00,193	61,1 km/h
4	2	20	Haanen	Kris	NED	1:30,395	4	0:00,949	0:00,116	61,0 km/h
5	3	33	Bohdanowicz	Lucas	ARG	1:30,643	7	0:01,197	0:00,248	60,8 km/h
6	4	22	Cioni	Lorenzo	FRA	1:30,675	7	0:01,229	0:00,032	60,8 km/h
7	5	11	Egozi	James	USA	1:30,775	6	0:01,329	0:00,100	60,7 km/h
8	6	23	Vallve	Santiago	HUN	1:30,842	6	0:01,396	0:00,067	60,7 km/h
9	7	21	De Haan	Robert	NED	1:31,039	5	0:01,593	0:00,197	60,5 km/h
10	8	12	Laroque	Diego	USA	1:31,223	6	0:01,777	0:00,184	60,4 km/h
11	4	22	Cioni	Lorenzo	FRA	1:31,236	6	0:01,790	0:00,013	60,4 km/h
12	1	18	Vayron	Elliott	FRA	1:31,280	3	0:01,834	0:00,044	60,4 km/h
13	6	23	Vallve	Santiago	HUN	1:31,350	4	0:01,904	0:00,070	60,3 km/h
14	1	18	Vayron	Elliott	FRA	1:31,357	4	0:01,911	0:00,007	60,3 km/h
15	9	30	Piekutowski	Bartlomiej	POL	1:31,521	5	0:02,075	0:00,164	60,2 km/h
16	4	22	Cioni	Lorenzo	FRA	1:31,545	5	0:02,099	0:00,024	60,2 km/h
17	10	42	Lombardi	Mattia	ITA	1:31,605	7	0:02,159	0:00,060	60,2 km/h
18	2	20	Haanen	Kris	NED	1:31,654	1	0:02,208	0:00,049	60,1 km/h
19	3	33	Bohdanowicz	Lucas	ARG	1:31,662	6	0:02,216	0:00,008	60,1 km/h
20	11	44	Al Dhaheri	Rashid	UAE	1:31,681	6	0:02,235	0:00,019	60,1 km/h

Non Qualifying Practice 4 125 Micro MAX

Strecke / track: 1531m

started: 35 classified: 35 not classified: 0

Doc. 21

Pos	Str. Nr.	Fahrer Driver	Nation	Entrant	Nation	Runden Laps	Gesamtzeit Differenz	Abstand Gap	beste Runde best Lap	in R. in L.	o Geschw. o Speed
1	41	Malheiro, Adrian	POK	Olga Sune Recio	POK	12			1:11,353	10	77,2 km/h
2	17	Helias, Jimmy	FRA	Helias Cyril	FRA	12	0:00,006	0:00,006	1:11,359	9	77,2 km/h
3	12	Laroque, Diego	USA	Maxspeed Group	USA	8	0:00,065	0:00,059	1:11,418	8	77,2 km/h
4	39	Kristiansen, Marius	DEN	Ole Kristiansen	DEN	11	0:00,248	0:00,183	1:11,601	10	77,0 km/h
5	22	Cioni, Lorenzo	FRA	Sabrina Cioni	FRA	11	0:00,276	0:00,028	1:11,629	11	76,9 km/h
6	25	Sardellitti, Anthony	CAN	SRA Karting International Inc	CAN	12	0:00,482	0:00,206	1:11,835	12	76,7 km/h
7	18	Vayron, Elliott	FRA	Vayron Jean-Francois	FRA	12	0:00,560	0:00,078	1:11,913	10	76,6 km/h
8	11	Egozi, James	USA	Maxspeed Group	USA	7	0:00,627	0:00,067	1:11,980	2	76,6 km/h
9	21	De Haan, Robert	MED	Cees De Haan	MED	4	0:00,628	0:00,001	1:11,981	4	76,6 km/h
10	32	Horachi, Ryota	JPN	Eiko Japan	JPN	12	0:00,651	0:00,023	1:12,004	9	76,5 km/h
11	43	Mcelroy, Oscar	UAE	Al Ain Raceway	UAE	11	0:00,721	0:00,070	1:12,074	11	76,5 km/h
12	23	Vallve, Santiago	HUN	Birel Art Burgueno Team	ESP	12	0:00,776	0:00,055	1:12,129	12	76,4 km/h
13	45	Schmeiss, Moritz	GER	Beule Kart Racing Team	GER	10	0:00,897	0:00,121	1:12,250	9	76,3 km/h
14	19	Ramirez, Ramon	CHI	Ramon Ramirez Soto	CHI	12	0:00,917	0:00,020	1:12,270	10	76,3 km/h
15	24	Sugar, Daniel	HUN	Top-Motorsport Egyesulet	HUN	11	0:00,938	0:00,021	1:12,291	11	76,2 km/h
16	28	Gatich, Daniil	RUS	AVIAGAMMA	RUS	11	0:01,022	0:00,084	1:12,375	10	76,2 km/h
17	42	Lombardi, Mattia	ITA	Lombardi Giuseppe	ITA	11	0:01,167	0:00,145	1:12,520	11	76,0 km/h
18	29	Diaz, Daniel	COL	Racing Components	COL	12	0:01,181	0:00,014	1:12,534	12	76,0 km/h
19	40	Sadar, Mai	SLO	Sportstil Akk	SLO	11	0:01,211	0:00,030	1:12,564	11	76,0 km/h
20	36	Hakala, Ronan Patrick	EST	AIX Racing	EST	12	0:01,232	0:00,021	1:12,585	9	75,9 km/h
21	33	Bohdanowicz, Lucas	ARG	Hugo Bohdanowicz	ARG	11	0:01,243	0:00,011	1:12,596	11	75,9 km/h
22	38	Malinovskis, Matiss	LAT	Raimonds Cabulis	LAT	12	0:01,335	0:00,092	1:12,688	9	75,8 km/h
23	27	Bogunovic, Aleksandar	MEX	Carlos Medina	MEX	11	0:01,394	0:00,059	1:12,747	7	75,8 km/h
24	44	Al Dhaheri, Rashid	UAE	Al Ain Raceway	UAE	12	0:01,454	0:00,060	1:12,807	11	75,7 km/h
25	30	Piekutowski, Bartlomiej	POL	Uniq Racing	POL	12	0:01,484	0:00,030	1:12,837	9	75,7 km/h
26	10	Yuanpu, Cui	CHN	KRS Motorsports	MAS	12	0:01,493	0:00,009	1:12,846	10	75,7 km/h
27	13	De Paiva, Joshua	RSA	Paul De Paiva	RSA	12	0:01,543	0:00,050	1:12,896	10	75,6 km/h
28	34	Matejczyk, Filip	POL	Rkt	POL	12	0:01,667	0:00,124	1:13,020	12	75,5 km/h
29	15	Martins, Enrico	BRA	Mach 5 Karting	BRA	12	0:01,693	0:00,026	1:13,046	12	75,5 km/h
30	37	Vaello, Yerai	ITA	Angel Vaello	ITA	10	0:01,753	0:00,060	1:13,106	10	75,4 km/h
31	14	Ruiz, Sebastian	AUS	International Karting Distribution	AUS	12	0:01,957	0:00,204	1:13,310	12	75,2 km/h
32	35	Nousopoulos, Konstantinos	GRE	GSR	GRE	11	0:02,388	0:00,431	1:13,741	8	74,7 km/h
33	26	Jalava, Aleksi	FIN	Jalava Mikko	FIN	12	0:02,873	0:00,485	1:14,226	3	74,3 km/h
34	16	Champatin, Pudtitorn	THA	KRS Motorsports	MAS	12	0:03,673	0:00,800	1:15,026	9	73,5 km/h
35	31	Fujii, Shota	SLO	AKK Sportstil	SLO	11	0:05,129	0:01,456	1:16,482	11	72,1 km/h

Clerk of the Course: Ramiro Brito / R.Moselli / L.Azevedo / M.Branco Race-Control: Thomas Lainer Race director: Nigel Edwards

Stewards: Richard Norbury / Michel Guignard / Luis Roby / Philipp Lackman / Vitor Sousa / Nicola Giorgione

Scrutineer: Paul Klaassen / Ernie Salmon / Francois Loeur / Rizal Jaafer / Minhat Hasnizam / Ruju Roberio

Time Keeping: KART-DATA timing service Franz Schieszler / Martin Summerer



RESULTS GRAND FINALS 2016

SARNO / ITALY, OCT. 15 - 22



Non Qualifying Practice 4 125 Micro MAX

Strecke / track: 1531 started: 35 classified: 35 not classified: 0

Fahrername Driver	Malheiro Adrian	Helias Jimmy	Laroque Diego	Kristiansen Marius	Cioni Lorenzo	Sardellitti Anthony	Vayron Elliott	Egozi James	De Haan Robert	Horachi Ryota	Mcelroy Oscar	Vallve Santiago
schnellste Runde in Runde	1:11,353 Rn. 10	1:11,359 Rn. 9	1:11,418 Rn. 8	1:11,601 Rn. 10	1:11,629 Rn. 11	1:11,835 Rn. 12	1:11,913 Rn. 10	1:11,980 Rn. 2	1:11,981 Rn. 4	1:12,004 Rn. 9	1:12,074 Rn. 11	1:12,129 Rn. 12
Speed	77,2 km/h	77,2 km/h	77,2 km/h	77,0 km/h	76,9 km/h	76,7 km/h	76,6 km/h	76,6 km/h	76,6 km/h	76,5 km/h	76,5 km/h	76,4 km/h
Lap 1	1:25,131	1:30,353	1:27,765	1:25,809	1:16,984	1:31,682	1:33,588	2:19,735	1:12,983	1:28,757	1:28,374	1:25,708
Lap 2	1:13,757	1:15,878	1:12,735	1:13,525	1:13,324	1:14,766	1:15,814	<u>1:11,980</u>	1:12,252	1:15,118	1:14,065	1:13,649
Lap 3	1:12,613	1:12,458	1:12,140	1:13,231	1:12,672	1:13,348	1:13,232	1:12,173	1:14,220	1:13,195	1:13,925	1:12,889
Lap 4	1:12,661	1:12,876	3:38,918	1:14,274	1:12,393	1:13,580	1:12,715	1:30,174	<u>1:11,981</u>	1:13,732	1:13,280	1:12,891
Lap 5	1:12,500	1:13,833	1:19,435	1:12,887	1:13,041	1:14,199	1:12,537	1:23,065		1:13,648	1:13,146	1:12,306
Lap 6	1:11,876	1:13,032	1:11,898	1:13,182	1:12,671	1:14,099	1:13,010	1:17,161		1:12,924	1:13,148	2:18,843
Lap 7	1:32,416	1:13,140	1:11,856	1:15,519	1:13,212	1:12,730	1:12,816	1:12,933		1:13,585	1:12,830	1:17,684
Lap 8	1:17,252	1:13,922	<u>1:11,418</u>	2:13,897	1:12,382	1:13,728	1:12,757			1:12,675	2:38,056	1:12,677
Lap 9	1:11,899	<u>1:11,359</u>		1:24,224	1:12,300	1:15,493	1:12,417			<u>1:12,004</u>	1:27,555	1:12,324
Lap 10	<u>1:11,353</u>	1:11,624		<u>1:11,601</u>	1:11,772	1:13,443	<u>1:11,913</u>			1:12,245	1:12,664	1:12,426
Lap 11	1:11,548	1:11,980		1:12,192	<u>1:11,629</u>	1:13,076	1:12,156			1:12,642	<u>1:12,074</u>	1:12,188
Lap 12	1:11,809	1:12,996				<u>1:11,835</u>	1:12,504			1:12,244		<u>1:12,129</u>



RESULTS GRAND FINALS 2016

SARNO / ITALY, OCT. 15 - 22



Non Qualifying Practice 4 125 Micro MAX

Strecke / track: 1531 started: 35 classified: 35 not classified: 0

Fahrername Driver	Schmeiss Moritz	Ramirez Ramon	Sugar Daniel	Gatich Daniil	Lombardi Mattia	Diaz Daniel	Sadar Mai	Hakala Ronan Patrick	Bohdanowicz Lucas	Malinovskis Matiss	Bogunovic Aleksandar	Al Dhaheiri Rashid
schnellste Runde in Runde	1:12,250 Rn. 9	1:12,270 Rn. 10	1:12,291 Rn. 11	1:12,375 Rn. 10	1:12,520 Rn. 11	1:12,534 Rn. 12	1:12,564 Rn. 11	1:12,585 Rn. 9	1:12,596 Rn. 11	1:12,688 Rn. 9	1:12,747 Rn. 7	1:12,807 Rn. 11
Speed	76,3 km/h	76,3 km/h	76,2 km/h	76,2 km/h	76,0 km/h	76,0 km/h	76,0 km/h	75,9 km/h	75,9 km/h	75,8 km/h	75,8 km/h	75,7 km/h
Lap 1	1:15,495	1:29,324	1:25,717	1:24,463	1:32,156	1:31,429	1:27,120	1:31,480	1:26,994	1:30,483	1:13,977	1:27,060
Lap 2	1:14,784	1:14,737	1:57,189	1:14,642	1:18,416	1:16,093	1:15,037	1:13,875	1:14,025	1:14,110	1:13,490	1:15,127
Lap 3	1:14,516	1:13,746	1:24,316	1:12,714	1:13,801	1:14,247	1:14,806	1:13,277	1:13,917	1:14,280	1:13,233	1:14,421
Lap 4	1:13,922	1:12,770	1:13,008	1:14,395	1:13,822	1:13,828	1:13,915	1:13,543	1:13,022	1:13,076	1:14,156	1:15,014
Lap 5	2:20,386	1:13,390	1:13,523	1:13,038	2:18,439	1:13,720	1:13,716	1:12,927	1:53,868	1:13,038	1:28,059	1:16,162
Lap 6	1:20,437	1:13,469	1:12,516	1:13,502	1:25,076	1:14,026	2:44,538	1:13,181	1:19,888	1:13,730	1:15,951	1:14,545
Lap 7	1:13,220	1:12,999	1:12,551	1:16,018	1:14,160	1:13,593	1:19,841	1:15,256	1:13,202	1:12,799	<u>1:12,747</u>	2:01,427
Lap 8	1:12,582	1:13,171	1:13,360	2:06,584	1:13,265	1:13,136	1:12,820	1:15,336	1:49,604	1:13,256	1:13,600	1:24,272
Lap 9	<u>1:12,250</u>	1:12,628	1:14,187	1:21,332	1:12,794	1:13,641	1:13,084	<u>1:12,585</u>	1:18,062	<u>1:12,688</u>	1:13,307	1:13,938
Lap 10	1:12,363	<u>1:12,270</u>	1:17,210	<u>1:12,375</u>	1:12,992	1:13,102	1:13,293	1:12,958	1:12,706	1:12,969	1:13,592	1:13,526
Lap 11		1:13,027	<u>1:12,291</u>	1:13,253	<u>1:12,520</u>	1:12,868	<u>1:12,564</u>	1:12,865	<u>1:12,596</u>	1:13,574	1:13,572	<u>1:12,807</u>
Lap 12		1:12,854				<u>1:12,534</u>		1:12,665		1:12,977		1:13,328



Non Qualifying Practice 4 125 Micro MAX

Strecke / track: 1531 started: 35 classified: 35 not classified: 0

Fahrername Driver	Piekutowski Bartłomiej	Yuanpu Cui	De Paiva Joshua	Matejczyk Filip	Martins Enrico	Vaello Yerai	Ruiz Sebastian	Nousopoulos Konstantinos	Jalava Aleksi	Champatin Pudritorn	Fujii Shota	
schnellste Runde in Runde	1:12,837 Rn. 9	1:12,846 Rn. 10	1:12,896 Rn. 10	1:13,020 Rn. 12	1:13,046 Rn. 12	1:13,106 Rn. 10	1:13,310 Rn. 12	1:13,741 Rn. 8	1:14,226 Rn. 3	1:15,026 Rn. 9	1:16,482 Rn. 11	
Speed	75,7 km/h	75,7 km/h	75,6 km/h	75,5 km/h	75,5 km/h	75,4 km/h	75,2 km/h	74,7 km/h	74,3 km/h	73,5 km/h	72,1 km/h	
Lap 1	1:33,814	1:30,762	1:28,461	1:28,610	1:26,406	1:32,277	1:27,952	1:19,923	1:25,862	1:34,044	1:38,533	
Lap 2	1:22,349	1:15,582	1:15,012	1:15,139	1:14,269	1:14,106	1:15,908	1:14,542	1:16,124	1:17,240	1:20,040	
Lap 3	1:15,133	1:16,135	1:14,314	1:26,161	1:13,769	1:13,660	1:14,235	1:45,946	<u>1:14,226</u>	1:15,469	1:18,657	
Lap 4	1:14,547	1:15,090	1:14,290	1:13,599	1:14,291	1:14,545	1:14,545	1:26,908	1:14,461	1:16,162	1:18,467	
Lap 5	1:14,081	1:13,925	1:13,959	1:13,237	1:13,787	2:03,203	1:15,253	1:14,283	1:14,254	1:15,302	1:18,256	
Lap 6	1:13,702	1:14,787	1:13,533	1:14,120	1:13,718	1:40,007	1:16,289	1:14,464	1:14,380	1:15,340	2:27,154	
Lap 7	1:13,404	1:14,613	1:13,567	1:13,529	1:13,538	1:13,908	1:13,460	1:13,817	1:14,692	1:15,540	1:24,248	
Lap 8	1:13,101	1:13,688	1:13,813	1:15,432	1:13,511	2:46,894	1:14,513	<u>1:13,741</u>	1:15,356	1:16,113	1:17,636	
Lap 9	<u>1:12,837</u>	1:13,682	1:13,141	1:13,658	1:13,178	1:20,684	1:14,853	1:14,000	1:15,752	<u>1:15,026</u>	1:17,844	
Lap 10	1:12,993	<u>1:12,846</u>	<u>1:12,896</u>	1:13,071	1:13,072	<u>1:13,106</u>	1:14,316	1:18,912	1:15,074	1:15,161	1:16,541	
Lap 11	1:12,884	1:15,257	1:13,183	1:13,269	1:13,295		1:13,761	1:13,746	1:16,196	1:15,785	<u>1:16,482</u>	
Lap 12	1:12,961	1:13,330	1:13,505	<u>1:13,020</u>	<u>1:13,046</u>		<u>1:13,310</u>		1:17,090	1:15,029		



Non Qualifying Practice 4 125 Micro MAX

Beste Rundenzeiten / best lap times

Strecke / track: 1531m

Pos	Race Pos.	Str. Nr.	Fahrer driver	Vorname	NAT	Rundenzeit lap time	in R. in lap	Differenz gap first	Abstand gap	Ø Geschw. Ø speed
1	1	41	Malheiro	Adrian	POR	1:11,353	10			77,2 km/h
2	2	17	Helias	Jimmy	FRA	1:11,359	9	0:00,006	0:00,006	77,2 km/h
3	3	12	Laroque	Diego	USA	1:11,418	8	0:00,065	0:00,059	77,2 km/h
4	1	41	Malheiro	Adrian	POR	1:11,548	11	0:00,195	0:00,130	77,0 km/h
5	4	39	Kristiansen	Marius	DEN	1:11,601	10	0:00,248	0:00,053	77,0 km/h
6	2	17	Helias	Jimmy	FRA	1:11,624	10	0:00,271	0:00,023	77,0 km/h
7	5	22	Cioni	Lorenzo	FRA	1:11,629	11	0:00,276	0:00,005	76,9 km/h
8	5	22	Cioni	Lorenzo	FRA	1:11,772	10	0:00,419	0:00,143	76,8 km/h
9	1	41	Malheiro	Adrian	POR	1:11,809	12	0:00,456	0:00,037	76,8 km/h
10	6	25	Sardellitti	Anthony	CAN	1:11,835	12	0:00,482	0:00,026	76,7 km/h
11	3	12	Laroque	Diego	USA	1:11,856	7	0:00,503	0:00,021	76,7 km/h
12	1	41	Malheiro	Adrian	POR	1:11,876	6	0:00,523	0:00,020	76,7 km/h
13	3	12	Laroque	Diego	USA	1:11,898	6	0:00,545	0:00,022	76,7 km/h
14	1	41	Malheiro	Adrian	POR	1:11,899	9	0:00,546	0:00,001	76,7 km/h
15	7	18	Vayron	Elliott	FRA	1:11,913	10	0:00,560	0:00,014	76,6 km/h
16	2	17	Helias	Jimmy	FRA	1:11,980	11	0:00,627	0:00,067	76,6 km/h
17	8	11	Egozi	James	USA	1:11,980	2	0:00,627	0:00,000	76,6 km/h
18	9	21	De Haan	Robert	NED	1:11,981	4	0:00,628	0:00,001	76,6 km/h
19	10	32	Horachi	Ryota	JPN	1:12,004	9	0:00,651	0:00,023	76,5 km/h
20	11	43	Mcelroy	Oscar	UAE	1:12,074	11	0:00,721	0:00,070	76,5 km/h

Non Qualifying Practice 3 125 Micro MAX

Strecke / track: 1531m

started: 36 classified: 36 not classified: 0

Doc. 11

Pos	Str. Nr.	Fahrer Driver	Nation	Entrant	Nation	Runden Laps	Gesamtzeit Differenz	Abstand Gap	beste Runde best Lap	in R. in L.	o Geschw. Speed
1	21	De Haan, Robert	NED	Cees De Haan	NED	7			1:12,010	7	76,5 km/h
2	20	Haanen, Kris	NED	Pwm Haanen	NED	11	0:00,048	0:00,048	1:12,058	7	76,5 km/h
3	41	Malheiro, Adrian	POR	Olga Sune Recio	POR	11	0:00,278	0:00,230	1:12,288	5	76,2 km/h
4	12	Laroque, Diego	USA	Maxspeed Group	USA	11	0:00,347	0:00,069	1:12,357	11	76,2 km/h
5	33	Bohdanowicz, Lucas	ARG	Hugo Bohdanowicz	ARG	10	0:00,570	0:00,223	1:12,580	9	75,9 km/h
6	23	Vallve, Santiago	HUN	Birel Art Burgueno Team	ESP	10	0:00,585	0:00,015	1:12,595	7	75,9 km/h
7	19	Ramirez, Ramon	CHI	Ramon Ramirez Soto	CHI	12	0:00,658	0:00,073	1:12,668	7	75,8 km/h
8	11	Egozi, James	USA	Maxspeed Group	USA	12	0:00,666	0:00,008	1:12,676	12	75,8 km/h
9	43	Mcelroy, Oscar	UAE	Al Ain Raceway	UAE	11	0:00,739	0:00,073	1:12,749	8	75,8 km/h
10	38	Malinovskis, Matiss	LAT	Raimonds Cabulis	LAT	12	0:00,768	0:00,029	1:12,778	11	75,7 km/h
11	39	Kristiansen, Marius	DEN	Ole Kristiansen	DEN	12	0:00,771	0:00,003	1:12,781	9	75,7 km/h
12	36	Hakala, Ronan Patrick	EST	AIX Racing	EST	12	0:00,861	0:00,090	1:12,871	10	75,6 km/h
13	17	Helias, Jimmy	FRA	Helias Cyril	FRA	12	0:00,931	0:00,070	1:12,941	10	75,6 km/h
14	28	Gatich, Daniil	RUS	AVIAGAMMA	RUS	12	0:01,234	0:00,303	1:13,244	6	75,2 km/h
15	24	Sugar, Daniel	HUN	Top-Motorsport Egyesulet	HUN	12	0:01,240	0:00,006	1:13,250	10	75,2 km/h
16	27	Bogunovic, Aleksandar	MEX	Carlos Medina	MEX	12	0:01,272	0:00,032	1:13,282	12	75,2 km/h
17	22	Cioni, Lorenzo	FRA	Sabrina Cioni	FRA	11	0:01,349	0:00,077	1:13,359	9	75,1 km/h
18	14	Ruiz, Sebastian	AUS	International Karting Distribution	AUS	12	0:01,428	0:00,079	1:13,438	11	75,1 km/h
19	35	Nousopoulos, Konstantinos	GRE	GSR	GRE	12	0:01,453	0:00,025	1:13,463	12	75,0 km/h
20	30	Piekutowski, Bartlomiej	POL	Uniq Racing	POL	12	0:01,470	0:00,017	1:13,480	9	75,0 km/h
21	15	Martins, Enrico	BRA	Mach 5 Karting	BRA	12	0:01,470	0:00,000	1:13,480	4	75,0 km/h
22	34	Matejczyk, Filip	POL	Rkt	POL	12	0:01,528	0:00,058	1:13,538	11	74,9 km/h
23	18	Vayron, Elliott	FRA	Vayron Jean-Francois	FRA	12	0:01,639	0:00,111	1:13,649	8	74,8 km/h
24	37	Vaello, Yerai	ITA	Angel Vaello	ITA	9	0:01,699	0:00,060	1:13,709	3	74,8 km/h
25	40	Sadar, Mai	SLO	Sportstil Akk	SLO	12	0:01,727	0:00,028	1:13,737	9	74,7 km/h
26	32	Horachi, Ryota	JPN	Eiko Japan	JPN	12	0:01,803	0:00,076	1:13,813	11	74,7 km/h
27	42	Lombardi, Mattia	ITA	Lombardi Guiseppe	ITA	10	0:01,926	0:00,123	1:13,936	10	74,5 km/h
28	16	Champatin, Pudtitorn	THA	KRS Motorsports	MAS	12	0:01,975	0:00,049	1:13,985	6	74,5 km/h
29	45	Schmeiss, Moritz	GER	Beule Kart Racing Team	GER	11	0:02,001	0:00,026	1:14,011	8	74,5 km/h
30	26	Jalava, Aleksi	FIN	Jalava Mikko	FIN	12	0:02,069	0:00,068	1:14,079	11	74,4 km/h
31	29	Diaz, Daniel	COL	Racing Components	COL	12	0:02,084	0:00,015	1:14,094	9	74,4 km/h
32	44	Al Dhaheri, Rashid	UAE	Al Ain Raceway	UAE	11	0:02,100	0:00,016	1:14,110	10	74,4 km/h
33	31	Fujii, Shota	SLO	AKK Sportstil	SLO	12	0:02,970	0:00,870	1:14,980	3	73,5 km/h
34	13	De Paiva, Joshua	RSA	Paul De Paiva	RSA	12	0:03,408	0:00,438	1:15,418	11	73,1 km/h
35	10	Yuanpu, Cui	CHN	KRS Motorsports	MAS	11	0:04,831	0:01,423	1:16,841	2	71,7 km/h
36	25	Sardellitti, Anthony	CAN	SRA Karting International Inc	CAN	0					

Clerk of the Course: Ramiro Brito / R.Moselli / L.Azevedo / M.Branco Race-Control: Thomas Lainer Race director: Nigel Edwards

Stewards: Richard Norbury / Michel Guignard / Luis Roby / Philipp Lackman / Vitor Sousa / Jose Angel Mateo

Scrutineer: Paul Klaassen / Ernie Salmon / Francois Loeur / Rizal Jafer / Minhut Hasnizam / Ruju Roberio

Time Keeping: KART-DATA timing service Franz Schieszler / Martin Summerer



RESULTS GRAND FINALS 2016

SARNO / ITALY, OCT. 15 - 22



Non Qualifying Practice 3 125 Micro MAX

Strecke / track: 1531 started: 36 classified: 36 not classified: 0

Fahrername Driver	De Haan Robert	Haanen Kris	Malheiro Adrian	Laroque Diego	Bohdanowicz Lucas	Vallve Santiago	Ramirez Ramon	Egozi James	Mcelroy Oscar	Malinovskis Matiss	Kristiansen Marius	Hakala Ronan Patrick
schnellste Runde in Runde	1:12,010 Rn. 7	1:12,058 Rn. 7	1:12,288 Rn. 5	1:12,357 Rn. 11	1:12,580 Rn. 9	1:12,595 Rn. 7	1:12,668 Rn. 7	1:12,676 Rn. 12	1:12,749 Rn. 8	1:12,778 Rn. 11	1:12,781 Rn. 9	1:12,871 Rn. 10
Speed	76,5 km/h	76,5 km/h	76,2 km/h	76,2 km/h	75,9 km/h	75,9 km/h	75,8 km/h	75,8 km/h	75,8 km/h	75,7 km/h	75,7 km/h	75,6 km/h
Lap 1	1:13,797	1:13,803	1:30,120	1:27,755	3:58,103	1:33,340	1:31,302	1:29,752	1:31,874	1:29,438	1:26,942	1:30,714
Lap 2	1:12,681	1:12,645	1:13,435	1:19,043	1:26,414	1:14,414	1:14,957	1:14,763	1:16,539	1:14,605	1:14,952	1:15,126
Lap 3	1:12,480	1:12,514	1:12,916	1:29,982	1:13,935	1:14,333	1:15,305	1:13,523	1:14,781	1:15,290	1:14,398	1:14,946
Lap 4	1:12,531	1:12,753	1:12,358	1:13,231	1:14,118	1:13,565	1:13,248	1:12,954	1:15,720	1:13,811	1:13,902	1:14,564
Lap 5	1:12,864	1:12,810	<u>1:12,288</u>	1:14,489	1:14,242	1:13,072	1:13,922	1:12,700	1:15,129	1:13,844	1:13,931	1:14,341
Lap 6	1:12,071	1:12,096	1:12,342	1:14,623	1:14,973	1:14,009	1:13,355	1:13,540	2:20,904	1:14,193	1:14,683	1:13,823
Lap 7	<u>1:12,010</u>	<u>1:12,058</u>	1:12,632	1:21,578	1:14,254	<u>1:12,595</u>	<u>1:12,668</u>	1:12,779	1:21,782	1:13,441	1:14,916	1:13,531
Lap 8		1:12,316	2:40,997	1:18,372	1:14,464	1:13,726	1:13,851	1:13,519	<u>1:12,749</u>	1:13,214	1:13,598	1:13,703
Lap 9		1:12,874	1:20,308	1:15,858	<u>1:12,580</u>	3:36,759	1:13,530	1:12,853	1:12,802	1:13,147	<u>1:12,781</u>	1:13,071
Lap 10		1:12,409	1:12,745	1:13,684	1:13,586	1:19,259	1:14,015	1:23,047	1:13,525	1:27,361	1:12,928	<u>1:12,871</u>
Lap 11		1:12,177	1:13,216	<u>1:12,357</u>			1:13,134	1:14,674	1:13,538	<u>1:12,778</u>	1:12,797	1:13,493
Lap 12							1:13,770	<u>1:12,676</u>		1:13,136	1:13,019	1:13,450



Non Qualifying Practice 3 125 Micro MAX

Strecke / track: 1531 started: 36 classified: 36 not classified: 0

Fahrername Driver	Helias Jimmy	Gatich Daniil	Sugar Daniel	Bogunovic Aleksandar	Cioni Lorenzo	Ruiz Sebastian	Nousopoulos Konstantinos	Piekutowski Bartłomiej	Martins Enrico	Matejczyk Filip	Vayron Elliott	Vaello Yerai
schnellste Runde in Runde	1:12,941 Rn. 10	1:13,244 Rn. 6	1:13,250 Rn. 10	1:13,282 Rn. 12	1:13,359 Rn. 9	1:13,438 Rn. 11	1:13,463 Rn. 12	1:13,480 Rn. 9	1:13,480 Rn. 4	1:13,538 Rn. 11	1:13,649 Rn. 8	1:13,709 Rn. 3
Speed	75,6 km/h	75,2 km/h	75,2 km/h	75,2 km/h	75,1 km/h	75,1 km/h	75,0 km/h	75,0 km/h	75,0 km/h	74,9 km/h	74,8 km/h	74,8 km/h
Lap 1	1:27,569	1:27,241	1:29,045	1:26,673	1:16,377	1:27,267	1:36,901	1:32,568	1:28,556	1:31,598	1:32,678	1:15,179
Lap 2	1:15,796	1:15,485	1:16,615	1:16,183	1:15,030	1:16,310	1:16,472	1:15,244	1:16,313	1:16,288	1:15,464	1:14,639
Lap 3	1:14,844	1:14,575	1:17,024	1:14,462	1:14,842	1:14,621	1:15,728	1:15,926	1:14,210	1:15,410	1:16,296	<u>1:13,709</u>
Lap 4	1:13,900	1:14,092	1:14,811	1:13,925	1:14,955	1:14,265	1:14,796	1:17,949	<u>1:13,480</u>	1:16,351	1:15,322	1:13,874
Lap 5	1:14,957	1:13,529	1:13,840	1:14,413	1:14,536	1:15,305	1:14,202	1:16,712	1:14,108	1:14,684	1:16,869	1:14,349
Lap 6	1:13,703	<u>1:13,244</u>	1:14,339	1:14,394	1:13,591	1:14,927	1:14,004	1:15,316	1:14,665	1:14,399	1:14,171	1:14,148
Lap 7	1:14,807	1:14,771	1:13,330	1:14,660	1:13,878	1:14,142	1:14,112	1:14,710	1:13,824	1:14,468	1:13,845	1:13,753
Lap 8	1:18,553	1:59,968	1:13,355	1:14,062	1:14,591	1:15,206	1:16,653	1:14,151	1:51,858	1:14,091	<u>1:13,649</u>	3:33,924
Lap 9	1:13,929	1:23,631	1:14,022	1:13,429	<u>1:13,359</u>	1:13,688	1:15,507	<u>1:13,480</u>	1:23,868	1:14,880	1:13,762	1:23,653
Lap 10	<u>1:12,941</u>	1:13,907	<u>1:13,250</u>	1:13,863	1:14,257	1:14,412	1:15,075	1:14,848	1:15,129	1:14,710	1:13,797	
Lap 11	1:13,124	1:13,663	1:14,478	1:13,378	1:13,909	<u>1:13,438</u>	1:13,819	1:14,102	1:14,755	<u>1:13,538</u>	1:14,033	
Lap 12	1:13,007	1:13,457	1:14,840	<u>1:13,282</u>		1:14,404	<u>1:13,463</u>	1:13,550	1:14,793	1:14,116	1:14,545	



Non Qualifying Practice 3 125 Micro MAX

Strecke / track: 1531

started: 36

classified: 36

not classified: 0

Fahrername Driver	Sadar Mai	Horachi Ryota	Lombardi Mattia	Champatin Pudtitorn	Schmeiss Moritz	Jalava Aleksi	Diaz Daniel	Al Dhaheeri Rashid	Fujii Shota	De Paiva Joshua	Yuanpu Cui	Sardellitti Anthony
schnellste Runde in Runde	1:13,737 Rn. 9	1:13,813 Rn. 11	1:13,936 Rn. 10	1:13,985 Rn. 6	1:14,011 Rn. 8	1:14,079 Rn. 11	1:14,094 Rn. 9	1:14,110 Rn. 10	1:14,980 Rn. 3	1:15,418 Rn. 11	1:16,841 Rn. 2	
Speed	74,7 km/h	74,7 km/h	74,5 km/h	74,5 km/h	74,5 km/h	74,4 km/h	74,4 km/h	74,4 km/h	73,5 km/h	73,1 km/h	71,7 km/h	
Lap 1	1:34,470	1:32,422	1:28,851	1:31,355	1:32,586	1:32,587	1:35,265	1:31,570	1:30,047	1:32,655	1:31,459	
Lap 2	1:15,726	1:15,830	1:15,458	1:16,350	1:17,088	1:17,291	1:17,019	1:16,824	1:16,466	1:17,776	<u>1:16,841</u>	
Lap 3	1:15,013	1:15,446	1:14,217	1:15,153	1:16,664	1:15,793	1:15,713	1:16,386	<u>1:14,980</u>	1:17,618	1:17,030	
Lap 4	1:16,001	1:14,551	1:14,125	1:15,055	1:14,751	1:17,373	1:15,621	1:15,515	1:15,813	1:16,082	1:17,309	
Lap 5	1:16,073	1:15,023	2:13,447	1:15,297	1:15,310	1:14,634	1:16,308	1:14,927	1:17,562	1:15,951	1:20,698	
Lap 6	1:15,752	1:14,182	1:23,602	<u>1:13,985</u>	2:10,646	1:14,817	1:15,763	1:15,080	1:18,847	1:16,838	1:20,013	
Lap 7	1:14,800	1:14,352	1:14,779	1:14,229	1:25,548	1:14,792	1:14,706	1:57,457	1:19,171	1:16,077	1:20,877	
Lap 8	1:14,680	1:14,393	1:14,184	1:15,054	<u>1:14,011</u>	1:14,924	1:14,731	1:24,728	1:18,194	1:15,676	1:20,494	
Lap 9	<u>1:13,737</u>	1:14,173	1:14,583	1:14,363	1:14,608	1:15,061	<u>1:14,094</u>	1:14,334	1:17,921	1:16,586	1:19,245	
Lap 10	1:14,667	1:14,147	<u>1:13,936</u>	1:31,997	1:15,110	1:14,864	1:14,793	<u>1:14,110</u>	1:18,072	1:15,660	1:18,750	
Lap 11	1:25,445	<u>1:13,813</u>		1:16,463	1:14,943	<u>1:14,079</u>	1:14,391	1:14,630	1:18,295	<u>1:15,418</u>	1:32,579	
Lap 12	1:14,498	1:13,901		1:15,738		1:14,314	1:14,150		1:18,427	1:16,652		



Non Qualifying Practice 3 125 Micro MAX

Beste Rundenzeiten / best laptimes

Strecke / track: 1531m

Pos	Race Pos.	Str. Nr.	Fahrer driver	Vorname	NAT	Rundenzeit lap time	in R. in lap	Differenz gap first	Abstand gap	Ø Geschw. Ø speed
1	1	21	De Haan	Robert	NED	1:12,010	7			76,5 km/h
2	2	20	Haanen	Kris	NED	1:12,058	7	0:00,048	0:00,048	76,5 km/h
3	1	21	De Haan	Robert	NED	1:12,071	6	0:00,061	0:00,013	76,5 km/h
4	2	20	Haanen	Kris	NED	1:12,096	6	0:00,086	0:00,025	76,4 km/h
5	2	20	Haanen	Kris	NED	1:12,177	11	0:00,167	0:00,081	76,4 km/h
6	3	41	Malheiro	Adrian	POR	1:12,288	5	0:00,278	0:00,111	76,2 km/h
7	2	20	Haanen	Kris	NED	1:12,316	8	0:00,306	0:00,028	76,2 km/h
8	3	41	Malheiro	Adrian	POR	1:12,342	6	0:00,332	0:00,026	76,2 km/h
9	4	12	Laroque	Diego	USA	1:12,357	11	0:00,347	0:00,015	76,2 km/h
10	3	41	Malheiro	Adrian	POR	1:12,358	4	0:00,348	0:00,001	76,2 km/h
11	2	20	Haanen	Kris	NED	1:12,409	10	0:00,399	0:00,051	76,1 km/h
12	1	21	De Haan	Robert	NED	1:12,480	3	0:00,470	0:00,071	76,0 km/h
13	2	20	Haanen	Kris	NED	1:12,514	3	0:00,504	0:00,034	76,0 km/h
14	1	21	De Haan	Robert	NED	1:12,531	4	0:00,521	0:00,017	76,0 km/h
15	5	33	Bohdanowicz	Lucas	ARG	1:12,580	9	0:00,570	0:00,049	75,9 km/h
16	6	23	Vallve	Santiago	HUN	1:12,595	7	0:00,585	0:00,015	75,9 km/h
17	3	41	Malheiro	Adrian	POR	1:12,632	7	0:00,622	0:00,037	75,9 km/h
18	2	20	Haanen	Kris	NED	1:12,645	2	0:00,635	0:00,013	75,9 km/h
19	7	19	Ramirez	Ramon	CHI	1:12,668	7	0:00,658	0:00,023	75,8 km/h
20	8	11	Egozi	James	USA	1:12,676	12	0:00,666	0:00,008	75,8 km/h

Non Qualifying Practice 2 125 Micro MAX

Strecke / track: 1531m

started: 36 classified: 36 not classified: 0

Doc. 1

Pos	Str. Nr.	Fahrer Driver	Nation	Entrant	Nation	Runden Laps	Gesamtzeit Differenz	Abstand Gap	beste Runde best Lap	in R. in L.	o Geschw. o Speed
1	41	Malheiro, Adrian	POK	Olga Sune Recio	POK	12			1:12,123	12	76,4 km/h
2	12	Laroque, Diego	USA	Maxspeed Group	USA	9	0:00,531	0:00,531	1:12,654	4	75,9 km/h
3	21	De Haan, Robert	NED	Cees De Haan	NED	11	0:00,669	0:00,138	1:12,792	7	75,7 km/h
4	11	Egozi, James	USA	Maxspeed Group	USA	12	0:00,721	0:00,052	1:12,844	12	75,7 km/h
5	39	Kristiansen, Marius	DEN	Ole Kristiansen	DEN	11	0:00,867	0:00,146	1:12,990	6	75,5 km/h
6	22	Cioni, Lorenzo	FRA	Sabrina Cioni	FRA	11	0:00,922	0:00,055	1:13,045	5	75,5 km/h
7	20	Haanen, Kris	NED	Pwm Haanen	NED	11	0:00,981	0:00,059	1:13,104	7	75,4 km/h
8	33	Bohdanowicz, Lucas	ARG	Hugo Bohdanowicz	ARG	11	0:00,996	0:00,015	1:13,119	11	75,4 km/h
9	23	Vallve, Santiago	HUN	Birel Art Burgueno Team	ESP	10	0:01,097	0:00,101	1:13,220	9	75,3 km/h
10	27	Bogunovic, Aleksandar	MEX	Carlos Medina	MEX	11	0:01,098	0:00,001	1:13,221	11	75,3 km/h
11	19	Ramirez, Ramon	CHI	Ramon Ramirez Soto	CHI	11	0:01,114	0:00,016	1:13,237	8	75,3 km/h
12	44	Al Dhaheri, Rashid	UAE	Al Ain Raceway	UAE	12	0:01,169	0:00,055	1:13,292	12	75,2 km/h
13	15	Martins, Enrico	BRA	Mach 5 Karting	BRA	11	0:01,207	0:00,038	1:13,330	11	75,2 km/h
14	37	Vaello, Yerai	ITA	Angel Vaello	ITA	11	0:01,216	0:00,009	1:13,339	5	75,2 km/h
15	43	Mclroy, Oscar	UAE	Al Ain Raceway	UAE	11	0:01,259	0:00,043	1:13,382	11	75,1 km/h
16	38	Malinovskis, Matiss	LAT	Raimonds Cabulis	LAT	10	0:01,401	0:00,142	1:13,524	10	75,0 km/h
17	45	Schmeiss, Moritz	GER	Beule Kart Racing Team	GER	11	0:01,457	0:00,056	1:13,580	2	74,9 km/h
18	34	Matejczyk, Filip	POL	Rkt	POL	12	0:01,538	0:00,081	1:13,661	12	74,8 km/h
19	35	Nousopoulos, Konstantinos	GRE	GSR	GRE	11	0:01,592	0:00,054	1:13,715	11	74,8 km/h
20	28	Gatich, Daniil	RUS	AVIAGAMMA	RUS	12	0:01,605	0:00,013	1:13,728	12	74,8 km/h
21	14	Ruiz, Sebastian	AUS	International Karting Distribution	AUS	12	0:01,643	0:00,038	1:13,766	8	74,7 km/h
22	32	Horachi, Ryota	JPN	Eiko Japan	JPN	11	0:01,784	0:00,141	1:13,907	9	74,6 km/h
23	18	Vayron, Elliott	FRA	Vayron Jean-Francois	FRA	12	0:02,103	0:00,319	1:14,226	12	74,3 km/h
24	36	Hakala, Ronan Patrick	EST	AIX Racing	EST	10	0:02,191	0:00,088	1:14,314	10	74,2 km/h
25	24	Sugar, Daniel	HUN	Top-Motorsport Egysesulet	HUN	12	0:02,197	0:00,006	1:14,320	8	74,2 km/h
26	25	Sardellitti, Anthony	CAN	SRA Karting International Inc	CAN	12	0:02,479	0:00,282	1:14,602	12	73,9 km/h
27	29	Diaz, Daniel	COL	Racing Components	COL	12	0:02,528	0:00,049	1:14,651	8	73,8 km/h
28	26	Jalava, Aleksi	FIN	Jalava Mikko	FIN	9	0:02,683	0:00,155	1:14,806	9	73,7 km/h
29	30	Piekutowski, Bartlomiej	POL	Uniq Racing	POL	11	0:02,717	0:00,034	1:14,840	3	73,6 km/h
30	16	Champatin, Puditoron	THA	KRS Motorsports	MAS	12	0:02,792	0:00,075	1:14,915	4	73,6 km/h
31	13	De Paiva, Joshua	RSA	Paul De Paiva	RSA	11	0:02,888	0:00,096	1:15,011	11	73,5 km/h
32	17	Helias, Jimmy	FRA	Helias Cyril	FRA	12	0:02,934	0:00,046	1:15,057	6	73,4 km/h
33	31	Fujii, Shota	SLO	AKK Sportstil	SLO	12	0:03,070	0:00,136	1:15,193	12	73,3 km/h
34	42	Lombardi, Mattia	ITA	Lombardi Giuseppe	ITA	9	0:03,141	0:00,071	1:15,264	9	73,2 km/h
35	10	Yuanpu, Cui	CHN	KRS Motorsports	MAS	12	0:03,890	0:00,749	1:16,013	8	72,5 km/h
36	40	Sadar, Mai	SLO	Sportstil Akk	SLO	7	0:05,354	0:01,464	1:17,477	7	71,1 km/h

Clerk of the Course: Ramiro Brito / R.Moselli / L.Azevedo / M.Branco Race-Control: Thomas Lainer Race director: Nigel Edwards

Stewards: Richard Norbury / Michel Guignard / Luis Roby / Philipp Lackman / Vitor Sousa / Jose Angel Mateo

Scrutineer: Paul Klaassen / Ernie Salmon / Francois Loeur / Rizal Jafer / Minhaz Hasnizam / Ruju Roberio

Time Keeping: KART-DATA timing service Franz Schiesler / Martin Summerer



RESULTS GRAND FINALS 2016

SARNO / ITALY, OCT. 15 - 22



Non Qualifying Practice 2 125 Micro MAX

Strecke / track: 1531 started: 36 classified: 36 not classified: 0

Fahrername Driver	Malheiro Adrian	Laroque Diego	De Haan Robert	Egozi James	Kristiansen Marius	Cioni Lorenzo	Haanen Kris	Bohdanowicz Lucas	Vallve Santiago	Bogunovic Aleksandar	Ramirez Ramon	Al Dhaheiri Rashid
schnellste Runde in Runde	1:12,123 Rn. 12	1:12,654 Rn. 4	1:12,792 Rn. 7	1:12,844 Rn. 12	1:12,990 Rn. 6	1:13,045 Rn. 5	1:13,104 Rn. 7	1:13,119 Rn. 11	1:13,220 Rn. 9	1:13,221 Rn. 11	1:13,237 Rn. 8	1:13,292 Rn. 12
Speed	76,4 km/h	75,9 km/h	75,7 km/h	75,7 km/h	75,5 km/h	75,5 km/h	75,4 km/h	75,4 km/h	75,3 km/h	75,3 km/h	75,3 km/h	75,2 km/h
Lap 1	1:23,851	1:17,168	1:13,382	1:23,254	2:46,837	1:25,211	1:13,987	1:26,250	1:25,493	1:13,916	1:14,036	1:24,680
Lap 2	1:14,187	1:16,851	1:13,339	1:13,439	1:38,896	1:14,719	1:13,346	1:15,374	1:14,917	1:14,895	1:14,186	1:14,680
Lap 3	1:12,331	1:13,072	1:13,168	1:13,068	1:14,605	1:14,105	1:13,866	1:13,884	1:14,076	1:14,153	1:14,026	1:14,035
Lap 4	1:12,222	<u>1:12,654</u>	1:13,616	1:12,956	1:14,237	1:14,117	1:13,269	1:13,663	1:40,639	1:14,352	1:13,240	1:13,396
Lap 5	1:14,354	3:25,447	1:14,949	1:13,493	1:13,246	<u>1:13,045</u>	1:14,264	1:13,825	1:18,510	1:13,413	1:14,928	1:13,692
Lap 6	1:37,133	1:25,292	1:13,022	1:21,509	<u>1:12,990</u>	1:13,288	1:13,962	1:13,762	1:13,390	1:13,533	1:14,007	1:43,337
Lap 7	1:18,159	1:13,239	<u>1:12,792</u>	1:13,154	1:14,294	1:13,089	<u>1:13,104</u>	1:13,637	3:04,178	1:14,347	1:13,500	1:20,699
Lap 8	1:12,238	1:13,009	1:13,265	1:13,245	1:13,826	1:15,618	1:13,379	2:15,265	1:18,806	1:14,121	<u>1:13,237</u>	1:13,683
Lap 9	1:17,590	1:13,192	1:12,885	1:13,175	1:14,465	2:34,908	1:13,735	1:19,797	<u>1:13,220</u>	1:13,581	1:14,448	1:13,883
Lap 10	1:12,555		1:21,725	1:13,623	1:13,736	1:36,832	1:13,662	1:14,214	1:13,261	1:13,484	1:13,692	1:13,748
Lap 11	1:13,143		1:13,404	1:13,565	1:14,076	1:15,720	1:13,585	<u>1:13,119</u>		<u>1:13,221</u>	1:13,693	1:13,809
Lap 12	<u>1:12,123</u>			<u>1:12,844</u>								<u>1:13,292</u>



RESULTS GRAND FINALS 2016

SARNO / ITALY, OCT. 15 - 22



Non Qualifying Practice 2 125 Micro MAX

Strecke / track: 1531 started: 36 classified: 36 not classified: 0

Fahrername Driver	Martins Enrico	Vaello Yerai	Mcelroy Oscar	Malinovskis Matiss	Schmeiss Moritz	Matejczyk Filip	Nousopoulos Konstantinos	Gatich Daniil	Ruiz Sebastian	Horachi Ryota	Vayron Elliott	Hakala Ronan Patrick
schnellste Runde in Runde	1:13,330 Rn. 11	1:13,339 Rn. 5	1:13,382 Rn. 11	1:13,524 Rn. 10	1:13,580 Rn. 2	1:13,661 Rn. 12	1:13,715 Rn. 11	1:13,728 Rn. 12	1:13,766 Rn. 8	1:13,907 Rn. 9	1:14,226 Rn. 12	1:14,314 Rn. 10
Speed	75,2 km/h	75,2 km/h	75,1 km/h	75,0 km/h	74,9 km/h	74,8 km/h	74,8 km/h	74,8 km/h	74,7 km/h	74,6 km/h	74,3 km/h	74,2 km/h
Lap 1	1:14,985	1:23,682	1:26,481	3:32,620	1:14,229	1:25,017	1:16,192	1:24,926	1:28,320	1:14,984	1:25,492	1:31,830
Lap 2	1:14,536	1:14,729	1:16,345	1:54,499	<u>1:13,580</u>	1:14,866	1:14,402	1:16,308	1:17,066	1:14,499	1:17,660	1:16,733
Lap 3	1:14,399	1:15,112	1:14,843	1:14,672	1:14,327	1:14,632	1:14,118	1:14,027	1:15,204	1:14,109	1:15,126	1:17,123
Lap 4	1:14,358	1:13,782	1:14,654	1:14,900	1:13,923	1:13,948	1:14,633	1:13,997	1:16,732	1:14,077	1:15,135	1:15,493
Lap 5	1:16,516	<u>1:13,339</u>	1:15,085	1:13,918	1:15,417	1:14,100	1:17,043	1:14,277	1:15,234	1:15,514	1:15,106	1:15,463
Lap 6	1:14,491	1:14,100	1:14,805	1:13,939	1:13,846	1:13,714	1:14,113	1:13,729	1:21,522	1:15,881	1:14,476	3:27,006
Lap 7	1:14,771	2:39,535	1:15,796	1:17,015	1:14,699	1:14,018	1:14,335	1:14,447	1:15,017	1:14,647	1:14,700	1:31,882
Lap 8	1:14,607	1:32,991	2:24,839	1:13,611	1:15,448	1:13,689	1:16,015	1:13,796	<u>1:13,766</u>	1:15,966	1:14,497	1:14,616
Lap 9	1:14,234	1:14,842	1:21,310	1:13,808	1:14,516	1:16,729	1:15,654	1:13,953	1:14,293	<u>1:13,907</u>	1:14,694	1:14,504
Lap 10	1:14,543	1:14,229	1:25,238	<u>1:13,524</u>	1:14,179	1:13,736	1:15,198	1:14,091	1:15,498	1:14,517	1:14,525	<u>1:14,314</u>
Lap 11	<u>1:13,330</u>	1:13,904	<u>1:13,382</u>		1:14,619	1:13,718	<u>1:13,715</u>	1:13,942	1:15,059	1:14,044	1:14,290	
Lap 12						<u>1:13,661</u>		<u>1:13,728</u>	1:15,029		<u>1:14,226</u>	



RESULTS GRAND FINALS 2016

SARNO / ITALY, OCT. 15 - 22



Non Qualifying Practice 2 125 Micro MAX

Strecke / track: 1531 started: 36 classified: 36 not classified: 0

Fahrername Driver	Sugar Daniel	Sardellitti Anthony	Diaz Daniel	Jalava Aleksi	Piekutowski Bartlomiej	Champatin Pudtitorn	De Paiva Joshua	Helias Jimmy	Fujii Shota	Lombardi Mattia	Yuanpu Cui	Sadar Mai
schnellste Runde in Runde	1:14,320 Rn. 8	1:14,602 Rn. 12	1:14,651 Rn. 8	1:14,806 Rn. 9	1:14,840 Rn. 3	1:14,915 Rn. 4	1:15,011 Rn. 11	1:15,057 Rn. 6	1:15,193 Rn. 12	1:15,264 Rn. 9	1:16,013 Rn. 8	1:17,477 Rn. 7
Speed	74,2 km/h	73,9 km/h	73,8 km/h	73,7 km/h	73,6 km/h	73,6 km/h	73,5 km/h	73,4 km/h	73,3 km/h	73,2 km/h	72,5 km/h	71,1 km/h
Lap 1	1:25,919	1:29,903	1:29,393	3:19,319	1:27,153	1:28,296	2:50,967	1:26,196	1:27,848	2:34,270	1:27,063	1:29,910
Lap 2	1:15,971	1:17,765	1:16,031	1:35,404	1:16,578	1:16,821	1:25,410	1:17,398	1:16,111	2:09,590	1:16,806	2:23,327
Lap 3	1:15,649	1:16,857	1:15,024	2:46,229	<u>1:14,840</u>	1:15,732	1:15,724	1:16,707	1:15,704	2:57,885	1:17,649	2:35,326
Lap 4	1:14,455	1:15,585	1:15,267	1:24,585	1:15,370	<u>1:14,915</u>	1:15,957	1:15,742	1:17,376	1:32,394	1:17,955	5:17,733
Lap 5	1:14,573	1:17,086	1:16,046	1:15,576	1:57,242	1:15,617	1:15,543	1:15,572	1:15,845	1:15,875	1:17,150	1:24,537
Lap 6	1:14,595	1:17,300	1:16,163	1:15,222	1:24,587	1:15,137	1:16,384	<u>1:15,057</u>	1:22,563	1:15,506	1:17,180	1:18,120
Lap 7	1:14,648	1:15,002	1:15,122	1:14,903	1:15,892	1:14,952	1:15,805	1:15,395	1:16,154	1:15,336	1:17,432	<u>1:17,477</u>
Lap 8	<u>1:14,320</u>	1:14,897	<u>1:14,651</u>	1:15,289	1:18,862	1:15,820	1:16,493	1:15,358	1:15,255	1:15,380	<u>1:16,013</u>	
Lap 9	1:14,833	1:16,586	1:15,750	<u>1:14,806</u>	1:15,250	1:15,439	1:15,551	1:15,620	1:17,253	<u>1:15,264</u>	1:18,106	
Lap 10	1:14,892	1:16,979	1:15,630		1:15,383	1:16,006	1:15,927	1:15,372	1:15,405		1:18,525	
Lap 11	1:15,148	1:15,608	1:15,682		1:15,275	1:15,335	<u>1:15,011</u>	1:15,915	1:16,261		1:18,494	
Lap 12	1:14,476	<u>1:14,602</u>	1:14,912			1:15,958		1:15,321	<u>1:15,193</u>		1:18,064	



Non Qualifying Practice 2 125 Micro MAX

Beste Rundenzeiten / best laptimes

Strecke / track: 1531m

Pos	Race Pos.	Str. Nr.	Fahrer driver	Vorname	NAT	Rundenzeit lap time	in R. in lap	Differenz gap first	Abstand gap	Ø Geschw. Ø speed
1	1	41	Malheiro	Adrian	POR	1:12,123	12			76,4 km/h
2	1	41	Malheiro	Adrian	POR	1:12,222	4	0:00,099	0:00,099	76,3 km/h
3	1	41	Malheiro	Adrian	POR	1:12,238	8	0:00,115	0:00,016	76,3 km/h
4	1	41	Malheiro	Adrian	POR	1:12,331	3	0:00,208	0:00,093	76,2 km/h
5	1	41	Malheiro	Adrian	POR	1:12,555	10	0:00,432	0:00,224	76,0 km/h
6	2	12	Laroque	Diego	USA	1:12,654	4	0:00,531	0:00,099	75,9 km/h
7	3	21	De Haan	Robert	NED	1:12,792	7	0:00,669	0:00,138	75,7 km/h
8	4	11	Egozi	James	USA	1:12,844	12	0:00,721	0:00,052	75,7 km/h
9	3	21	De Haan	Robert	NED	1:12,885	9	0:00,762	0:00,041	75,6 km/h
10	4	11	Egozi	James	USA	1:12,956	4	0:00,833	0:00,071	75,5 km/h
11	5	39	Kristiansen	Marius	DEN	1:12,990	6	0:00,867	0:00,034	75,5 km/h
12	2	12	Laroque	Diego	USA	1:13,009	8	0:00,886	0:00,019	75,5 km/h
13	3	21	De Haan	Robert	NED	1:13,022	6	0:00,899	0:00,013	75,5 km/h
14	6	22	Cioni	Lorenzo	FRA	1:13,045	5	0:00,922	0:00,023	75,5 km/h
15	4	11	Egozi	James	USA	1:13,068	3	0:00,945	0:00,023	75,4 km/h
16	2	12	Laroque	Diego	USA	1:13,072	3	0:00,949	0:00,004	75,4 km/h
17	6	22	Cioni	Lorenzo	FRA	1:13,089	7	0:00,966	0:00,017	75,4 km/h
18	7	20	Haanen	Kris	NED	1:13,104	7	0:00,981	0:00,015	75,4 km/h
19	8	33	Bohdanowicz	Lucas	ARG	1:13,119	11	0:00,996	0:00,015	75,4 km/h
20	1	41	Malheiro	Adrian	POR	1:13,143	11	0:01,020	0:00,024	75,4 km/h