

Sarno 15 - 19.04.2015



KZ

CIK-FIA European Championship (Rd1)



RESULTS BOOKLET

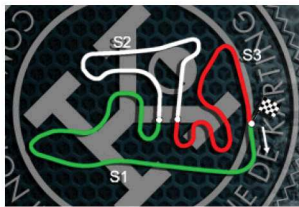




Championship standing after Sarno (ITA)

For information purposes. No official / regulatory value

Rnk	No	Driver	Nat	ITA QH	ITA F	ESP QH	ESP F	BEL QH	BEL F	Points
1	14	Camponeschi, Flavio		8	25	-	-	-	-	33
2	9	Hanley, Ben		9	20	-	-	-	-	29
3	3	Ardigo, Marco		10	16	-	-	-	-	26
4	8	Hajek, Patrik		5	13	-	-	-	-	18
5	19	Iglesias, Jérémy		6	11	-	-	-	-	17
6	16	Puhakka, Simo		0	10	-	-	-	-	10
7	5	Lennox-Lamb, Jordon		0	9	-	-	-	-	9
8	10	Torsellini, Mirko		0	8	-	-	-	-	8
9	2	Thonon, Jonathan		0	7	-	-	-	-	7
10	12	Kozlinski, Arnaud		7	0	-	-	-	-	7
11	15	Fore, Davide		0	6	-	-	-	-	6
12	4	Lammers, Bas		0	5	-	-	-	-	5
13	27	Carlton, Gary		0	4	-	-	-	-	4
14	26	Dalè, Andrea		4	0	-	-	-	-	4
15	7	De Conto, Paolo		0	3	-	-	-	-	3
16	1	Dreezen, Rick		3	0	-	-	-	-	3
17	22	Backman, Andreas		0	2	-	-	-	-	2
18	11	Abbasse, Anthony		2	0	-	-	-	-	2
19	17	Kokko, Henri		0	1	-	-	-	-	1
20	23	Lundberg, Douglas		1	0	-	-	-	-	1
21	24	Paauwe, Menno		0	0	-	-	-	-	0
22	20	Buran, Alessandro		0	0	-	-	-	-	0
23	21	Marinelli, Natan		0	0	-	-	-	-	0
24	18	Kuovi, Jan		0	0	-	-	-	-	0
25	6	Pex, Jorrit		0	0	-	-	-	-	0
26	28	Habulin, Kristijan		0	0	-	-	-	-	0



Sarno 15 - 19.04.2015



KZ

CIK-FIA European Championship (Rd1)



Final **Phase**





Sarno 15 - 19.04.2015



KZ



CIK-FIA European Championship (Rd1)

KZ

Final
Results

Document 38.1 OFFICIAL

Subject to scrutineering & sporting investigations

Rnk	No.	Entrant	Nat	Driver	Nat	Equipment	Laps	Gap	Interv.	Best Lap	Penalty	[QP-QH-PF]	
1	▲1	14 Tony Kart Racing Team	ITA	Camponeschi, Flavio	ITA	Tony Kart / Vortex / B'stone	18			1:04.882		[2-3-2]	
2	▲1	9 Mad-Croc Karting	ITA	Hanley, Ben	GBR	Croc Promotions / TM Racing /	18	0.998	0.998	1:04.862		[3-2-3]	
3	▼2	3 Tony Kart Racing Team	ITA	Ardigo, Marco	ITA	Tony Kart / Vortex / B'stone	18	2.268	1.270	1:04.954		[1-1-1]	
4	▲3	8 Praga Kart Racing	CZE	Hajek, Patrik	CZE	Praga / Parilla / B'stone	18	5.922	3.654	1:05.204		[6-6-7]	
5	▼1	19 Alpha Karting	FRA	Iglesias, Jérémy	FRA	Alpha Karting / TM Racing / B's	18	7.975	2.053	1:05.100		[7-5-4]	
6	▲5	16 CRG SpA	ITA	Puhakka, Simo	FIN	CRG / Maxter / B'stone	18	8.851	0.876	1:05.183		[4-11-11]	
7	▲5	5 Birel ART Srl	ITA	Lennox-Lamb, Jordon	GBR	Birel Art / Parilla / B'stone	18	11.260	2.409	1:05.292		[18-13-12]	
8	▲2	10 DTK Racing Team Poland	POL	Torsellini, Mirko	ITA	Ricciardo Kart / TM Racing / B's	18	12.269	1.009	1:05.151		[14-16-10]	
9	▲8	2 Praga Kart Racing	CZE	Thonon, Jonathan	BEL	Praga / Parilla / B'stone	18	12.804	0.535	1:05.180		[22-23-17]	
10	▲4	15 CRG SpA	ITA	Fore, Davide	ITA	CRG / Maxter / B'stone	18	13.676	0.872	1:05.273		[16-17-14]	
11	▲14	4 Formula K	ITA	Lammers, Bas	NLD	Formula K / Parilla / B'stone	18	14.799	1.123	1:05.164		[11-12-25]	
12	▲4	27 GforceRacing	ITA	Carlton, Gary	USA	Intrepid / Modena Engines / B'	18	15.288	0.489	1:05.324		[23-18-16]	
13	▲2	7 CRG SpA	ITA	De Conto, Paolo	ITA	CRG / Maxter / B'stone	18	16.395	1.107	1:05.291		[12-15-15]	
14	▲4	22 Kosmic Racing Dept	ITA	Backman, Andreas	SWE	Kosmic / Vortex / B'stone	18	17.020	0.625	1:05.380		[15-20-18]	
15	▲6	17 Dino Racing A/S	DNK	Kokko, Henri	FIN	Dino Kart / TM Racing / B'stone	18	17.481	0.461	1:05.396		[20-19-21]	
16	▲3	24 Birel ART Srl	ITA	Paauwe, Menno	NLD	Birel Art / TM Racing / B'stone	18	18.233	0.752	1:05.603		[21-22-19]	
17	▲5	20 BRM Racing	ITA	Buran, Alessandro	ITA	BRM / TM Racing / B'stone	18	19.762	1.529	1:05.589		[E-24-22]	
18	▼10	23 Kosmic Racing Dept	ITA	Lundberg, Douglas	SWE	Kosmic / Vortex / B'stone	18	20.286	0.524	1:05.200	+10.000		[13-10-8]
19	▲4	21 BRM Racing	ITA	Marinelli, Natan	ITA	BRM / TM Racing / B'stone	18	27.847	7.561	1:06.196		[E-26-23]	
20	▲4	18 Kuovi, Jan	FIN	Kuovi, Jan	FIN	Parolin / TM Racing / B'stone	18	28.355	0.508	1:06.292		[24-25-24]	
21	▼15	11 Sodikart	FRA	Abbasse, Anthony	FRA	Sodi / TM Racing / B'stone	16	2 Laps	2 Laps	1:05.139		[10-9-6]	
22	▼13	12 Sodikart	FRA	Kozlinski, Arnaud	FRA	Sodi / TM Racing / B'stone	16	2 Laps	0.527	1:05.070		[5-4-9]	
23	▼10	6 Pex Racing Team	NLD	Pex, Jorrit	NLD	Intrepid / TM Racing / B'stone	11	7 Laps	5 Laps	1:05.514		[19-14-13]	
24	▲2	26 Dalè, Andrea	ITA	Dalè, Andrea	ITA	CRG / Maxter / B'stone	11	7 Laps	0.179	1:05.386		[9-7-26]	
25	▼5	28 TBkart Srl	ITA	Habulin, Kristijan	HRV	TB Kart / Modena Engines / B's	9	9 Laps	2 Laps	1:05.545		[17-21-20]	
26	▼21	1 Birel ART Srl	ITA	Dreezen, Rick	BEL	Ricciardo Kart / Parilla / B'ston	1	17 Laps	8 Laps	1:09.141		[8-8-5]	

No.23 Lundberg, Douglas : 10 sec time penalty for bad manoeuvre (art 2.24 CIK General Prescriptions). According to Stewards' Decision No.55.

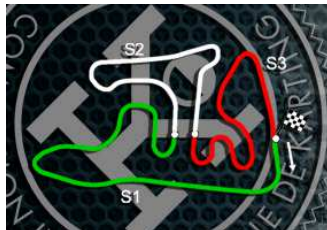
Leaders : No.14 Camponeschi, Flavio (1-18)

Start Time : 19/04 - 14:38:47

Best Lap : No.9 Hanley, Ben 1:04.862 94,29 Kph

Weather : Slightly cloudy Air : 19°C Track : Dry

Event Record : No.14 Camponeschi, Flavio 1:04.734 94,48 Kph



Sarno 15 - 19.04.2015



KZ



CIK-FIA European Championship (Rd1)

DOCUMENT N° 55
DÉCISION DES COMMISSAIRES SPORTIFS
STEWARDS' DECISION

PÉNALITÉ INFLIGÉE AU CONCURRENT (NOM) : **Kosmic Racing Dept**
 PENALTY INFLICTED UPON THE ENTRANT (NAME):

NATIONALITÉ / NATIONALITY: **ITA**

N°: No.: 23	PILOTE : DRIVER : Lundberg, Douglas
-----------------------	---

Concerne la partie de l'Épreuve : **KZ - Final**
 Concerns the part of the event:

ÉNONCÉ / STATEMENT:
10 sec time penalty in the Final.

MOTIF / REASON:
 In the Heat concerned in the lap 17 by MP 7 the Driver no. 10 was causing an incident by illegally prevented a legitimate passing manoeuvre by a driver. Following this manoeuvre kart 12 went on 11. Drivers no. 12 & 11 lost positions (proved by relevant video sequence). Having considered the relevant video and after hearing the Entrant and Driver concerned, the Stewards assess this manoeuvre as an incident according to art 2.24 CIK General Prescriptions. This decision is made in application of art. 2.24 CIK General Prescriptions and art. 12.3. FIA International Sporting Code.

Décision annoncée <i>Decision announced</i>	Date / Date: 19/04/2015	Heure / Time: 16:06
---	--------------------------------	----------------------------

Nom / Name	Signature
Président du Collège / <i>Chairman of the Panel:</i>	
Philippe LACKMAN (BEL) :	
Membres du Collège / <i>Members of the Panel:</i>	
Horst SEIDEL (DEU) :	
Giovanni VALENTINO (ITA) :	

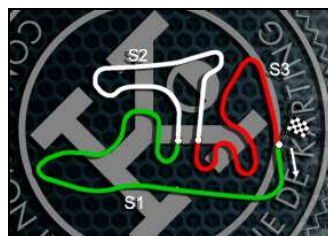
NOTIFICATION AU CONCURRENT CONCERNÉ / NOTIFICATION TO THE RELEVANT ENTRANT

Je soussigné :
I undersigned: Nom personnel / *personal name*

Représentant du Concurrent : **Kosmic Racing Dept**
Representing the Entrant: Nom du Concurrent / *Entrant's name*

Certifie avoir reçu notification du document N° **55** des Commissaires Sportifs de l'Épreuve.
Certify that I have been notified of document No. **55** *by the Stewards of the Meeting.*

Date : Heure / Time: Signature :



Sarno 15 - 19.04.2015



KZ



CIK-FIA European Championship (Rd1)

KZ

Final
Lap Chart

For information purposes. No official / regulatory value

	1	2	3	4	5	6	7	8	9	10	11	12	13	14	15	16	17	18	19	20	21	22	23	24	25	26
Grid	3	14	9	19	1	11	8	23	12	10	16	5	6	15	7	27	2	22	24	28	17	20	21	18	4	26
Start	14	3	19	9	11	1	8	23	12	10	16	5	6	15	7	27	2	22	24	28	20	18	26	17	21	4
Lap 1 Interval	14	3 0.3	9 0.3	19 0.2	11 0.2	1 0.0	8 0.2	5 0.1	23 0.3	16 0.3	12 0.4	6 0.2	15 0.4	10 0.0	27 0.1	7 0.2	2 0.2	24 0.2	28 0.3	22 0.1	26 0.1	4 0.0	20 0.3	17 0.3	18 0.3	21 0.3
Lap 2	14	3 0.1	9 0.3	19 0.1	8 0.2	5 0.2	11 0.2	23 0.1	16 0.2	12 0.3	6 0.3	15 0.5	27 0.5	10 0.2	7 0.4	2 0.2	24 0.2	28 0.1	4 0.1	22 0.3	26 0.1	17 0.5	20 0.1	18 0.3	21 0.7	
Lap 3	14	3 0.3	9 0.2	8 0.5	19 0.1	5 0.4	11 0.1	23 0.2	16 0.2	12 0.1	6 0.2	15 0.3	10 0.2	27 0.5	7 0.1	2 0.3	28 0.6	24 0.3	26 0.1	4 0.1	22 0.2	17 0.2	20 0.3	18 0.5	21 0.9	
Lap 4	14	9 1.0	3 0.0	8 0.3	19 0.2	11 0.3	23 0.3	5 0.2	16 0.2	12 0.3	6 0.3	15 0.2	10 0.3	27 0.2	7 0.2	2 0.3	28 0.7	26 0.5	4 0.5	24 0.0	17 0.3	22 0.1	20 0.1	18 0.7	21 1.2	
Lap 5	14	9 0.9	3 0.1	19 1.0	8 0.1	23 0.3	5 0.1	11 0.0	16 0.0	12 0.3	6 0.5	15 0.2	10 0.2	27 0.1	7 0.3	2 0.2	28 0.6	26 0.5	4 0.4	24 0.4	17 0.4	22 0.1	20 0.2	18 1.1	21 1.2	
Lap 6	14	9 0.8	3 0.2	19 1.1	8 0.1	23 0.3	5 0.3	16 0.1	12 0.3	11 0.1	15 0.6	6 0.4	27 0.2	10 0.2	2 0.2	7 0.1	28 0.1	26 0.3	4 0.5	24 0.9	17 0.2	22 0.1	20 0.2	18 1.8	21 1.0	
Lap 7	14	9 0.8	3 0.3	8 1.4	23 0.8	19 0.1	5 0.0	16 0.0	12 0.1	11 0.2	15 0.8	6 0.3	10 0.5	27 0.2	2 0.1	7 0.1	28 0.2	26 0.2	4 0.2	17 1.7	24 0.0	22 0.2	20 0.2	18 2.2	21 0.9	
Lap 8	14	9 0.7	3 0.4	8 1.6	23 1.1	5 0.2	19 0.1	16 0.2	11 1.0	12 0.1	15 0.2	6 0.1	10 0.1	2 0.2	27 0.3	7 0.3	4 0.3	28 0.0	26 0.1	17 1.2	22 0.4	24 0.1	20 0.2	18 2.9	21 0.5	
Lap 9	14	9 0.6	3 0.5	8 1.8	23 1.1	5 0.2	19 0.1	16 0.2	11 0.8	12 0.3	15 0.3	6 0.4	10 0.1	2 0.2	27 0.1	7 0.2	4 0.3	28 0.1	26 0.6	17 0.7	22 0.5	24 0.3	20 0.1	18 3.5	21 0.3	
Lap 10	14	9 0.6	3 0.6	8 2.1	23 1.0	19 0.1	5 0.4	16 0.2	11 0.5	12 0.4	15 0.4	10 0.7	2 0.2	27 0.3	4 0.6	6 0.3	7 0.1	26 1.1	17 0.1	22 0.4	20 0.6	24 0.1	18 3.9	21 0.5		
Lap 11	14	9 0.5	3 0.7	8 2.4	19 1.3	23 0.2	5 0.2	16 0.1	11 0.3	12 0.6	15 0.5	10 0.5	2 0.2	27 0.3	4 0.3	7 0.8	6 0.9	26 0.1	17 0.4	22 0.1	20 0.7	24 0.4	18 4.4	21 0.3		
Lap 12	14	9 0.4	3 0.7	8 2.7	19 1.4	23 0.3	5 0.3	11 0.2	16 0.2	12 0.2	15 0.7	10 0.3	2 0.3	27 0.4	4 0.2	7 0.9	22 2.6	17 0.2	20 0.2	24 0.2	18 5.2	21 0.2				
Lap 13	14	9 0.5	3 0.7	8 3.0	19 1.4	23 0.4	11 0.2	5 0.2	12 0.2	16 0.3	10 1.1	2 0.1	15 0.6	27 0.2	4 0.1	7 0.6	22 2.7	17 0.6	24 0.4	20 0.2	18 5.4	21 0.3				
Lap 14	14	9 0.6	3 0.7	8 3.0	19 1.4	23 0.3	11 0.2	12 0.6	5 0.2	16 0.1	10 1.0	2 0.2	15 0.6	4 0.4	27 0.2	7 0.5	22 2.7	17 0.6	24 0.5	20 0.2	18 6.1	21 0.2				
Lap 15	14	9 0.6	3 0.6	8 3.3	19 1.5	23 0.4	11 0.1	12 0.6	16 0.5	5 0.5	10 0.4	2 0.3	15 0.5	4 0.6	27 0.2	7 0.5	22 2.7	17 0.7	24 0.6	20 0.2	21 7.1	18 0.4				
Lap 16	14	9 0.5	3 0.9	8 3.5	19 1.3	11 0.8	23 0.2	12 0.3	16 0.3	5 0.6	10 0.2	2 0.4	15 0.7	4 0.5	27 0.3	7 0.4	22 2.9	17 0.6	24 0.8	20 0.2	21 7.8	18 0.3				
Lap 17	14	9 0.5	3 1.2	8 3.6	19 1.3	16 1.6	23 0.7	5 0.0	10 0.2	2 0.2	15 0.9	4 0.3	27 0.5	7 0.4	22 2.9	17 0.7	24 1.3	20 0.1	21 8.2	18 0.6						



Sarno 15 - 19.04.2015



KZ



CIK-FIA European Championship (Rd1)

KZ

Final

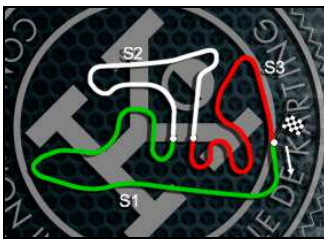
Lap Chart

For information purposes. No official / regulatory value

Lap 18	14	9	3	8	19	16	23	5	10	2	15	4	27	7	22	17	24	20	21	18						
		0.9	1.2	3.6	2.0	0.8	1.4	0.9	1.0	0.5	0.8	1.1	0.4	1.1	0.6	0.4	0.7	1.5	8.0	0.5						



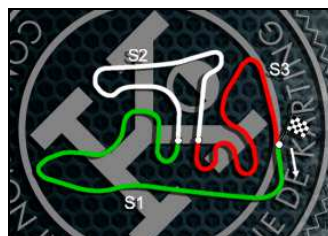
Laps	Sector 1	Sector 2	Sector 3	Lap Time	Laps	Sector 1	Sector 2	Sector 3	Lap Time	Laps	Sector 1	Sector 2	Sector 3	Lap Time
No.1 Dreezen, Rick					18	26.224	18.544	20.607	1:05.375	No.6 Pex, Jorrit				
1	28.866	19.096	21.179	1:09.141	1	29.708	19.502	21.480	1:10.690	1	29.174	19.296	21.510	1:09.980
No.2 Thonon, Jonathan					1	27.219	19.077	20.785	1:07.081	2	26.698	18.765	20.911	1:06.374
1	29.671	19.723	21.315	1:10.709	2	26.624	19.148	20.923	1:06.695	3	26.456	18.937	21.023	1:06.416
2	27.374	19.096	20.928	1:07.398	3	26.624	19.148	20.923	1:06.695	4	26.594	18.925	20.627	1:06.146
3	26.591	18.814	20.667	1:06.072	4	26.495	18.889	21.052	1:06.436	5	26.548	18.692	20.510	1:05.750
4	26.435	18.746	20.595	1:05.776	5	26.361	18.614	20.462	1:05.437	6	26.503	19.094	20.812	1:06.409
5	26.441	18.657	20.519	1:05.617	6	26.275	18.622	20.544	1:05.441	7	26.425	18.599	20.490	1:05.514
6	26.312	18.694	20.908	1:05.914	7	26.258	18.599	20.504	1:05.361	8	26.353	18.955	21.079	1:06.387
7	26.380	18.666	20.745	1:05.791	8	26.414	18.745	20.920	1:06.079	9	26.431	18.775	20.590	1:05.796
8	26.388	18.803	20.617	1:05.808	9	26.339	18.693	20.521	1:05.553	10	27.561	18.965	20.631	1:07.157
9	26.439	18.624	20.722	1:05.785	10	26.352	18.687	20.538	1:05.577	11	27.220	18.827	20.667	1:06.714
10	26.311	18.663	20.491	1:05.465	11	26.290	18.559	20.350	1:05.199	No.7 De Conto, Paolo				
11	26.334	18.652	20.462	1:05.448	12	26.288	18.605	20.433	1:05.326	1	29.524	19.765	21.349	1:10.638
12	26.230	18.621	20.441	1:05.292	13	26.224	18.703	20.964	1:05.891	2	27.511	19.078	20.794	1:07.383
13	26.246	18.650	20.600	1:05.496	14	26.317	18.651	20.455	1:05.423	3	26.487	18.867	20.597	1:05.951
14	26.323	18.671	20.466	1:05.460	15	26.383	18.636	20.420	1:05.439	4	26.462	18.737	20.644	1:05.843
15	26.285	18.577	20.434	1:05.296	16	26.248	18.570	20.412	1:05.230	5	26.475	18.726	20.525	1:05.726
16	26.242	18.601	20.340	1:05.183	17	26.164	18.581	20.419	1:05.164	6	26.257	19.098	20.952	1:06.307
17	26.176	18.594	20.410	1:05.180	18	26.229	19.408	23.013	1:08.650	7	26.330	18.748	20.645	1:05.723
18	26.947	19.695	21.275	1:07.917	No.5 Lennox-Lamb, Jordan					8	26.421	18.809	21.121	1:06.351
No.3 Ardigo, Marco					1	28.969	19.090	20.889	1:08.948	9	26.311	18.769	20.493	1:05.573
1	28.881	19.140	21.020	1:09.041	2	26.692	18.924	20.771	1:06.387	10	26.590	19.002	20.848	1:06.440
2	26.860	18.842	20.906	1:06.608	3	26.686	18.787	21.287	1:06.760	11	26.464	18.732	20.387	1:05.583
3	26.879	18.756	20.769	1:06.404	4	26.664	19.000	20.627	1:06.291	12	26.264	18.698	20.439	1:05.401
4	26.958	18.686	20.563	1:06.207	5	26.309	18.689	20.702	1:05.700	13	26.345	18.801	20.485	1:05.631
5	26.356	18.576	20.484	1:05.416	6	26.480	18.574	20.450	1:05.504	14	26.334	18.743	20.471	1:05.548
6	26.280	18.514	20.482	1:05.276	7	26.260	18.646	20.779	1:05.685	15	26.310	18.660	20.421	1:05.391
7	26.225	18.612	20.363	1:05.200	8	26.621	18.655	20.578	1:05.854	16	26.231	18.623	20.437	1:05.291
8	26.230	18.593	20.419	1:05.242	9	26.326	18.656	20.495	1:05.477	17	26.201	18.715	20.461	1:05.377
9	26.273	18.522	20.459	1:05.254	10	26.553	18.646	20.488	1:05.687	18	26.316	19.301	23.593	1:09.210
10	26.290	18.554	20.376	1:05.220	11	26.398	18.699	20.522	1:05.619	No.8 Hajek, Patrik				
11	26.196	18.559	20.384	1:05.139	12	26.439	18.671	20.555	1:05.665	1	28.815	19.127	21.196	1:09.138
12	26.194	18.556	20.383	1:05.133	13	26.327	18.853	20.619	1:05.799	2	26.651	18.812	20.847	1:06.310
13	26.188	18.510	20.428	1:05.126	14	26.327	18.878	20.678	1:05.883	3	26.676	18.816	20.945	1:06.437
14	26.187	18.565	20.388	1:05.140	15	26.713	18.642	20.540	1:05.895	4	26.481	18.718	20.525	1:05.724
15	26.179	18.423	20.352	1:04.954	16	26.346	18.604	20.395	1:05.345	5	26.303	18.937	21.129	1:06.369
16	26.259	18.506	20.384	1:05.149	17	26.321	18.582	20.389	1:05.292	6	26.280	18.592	20.420	1:05.292
17	26.207	18.590	20.377	1:05.174	18	27.138	18.730	21.038	1:06.906	7	26.439	18.535	20.435	1:05.409



Laps	Sector 1	Sector 2	Sector 3	Lap Time	Laps	Sector 1	Sector 2	Sector 3	Lap Time	Laps	Sector 1	Sector 2	Sector 3	Lap Time
8	26.295	18.657	20.465	1:05.417	9	26.446	18.692	20.705	1:05.843	12	26.200	18.597	20.515	1:05.312
9	26.316	18.672	20.477	1:05.465	10	26.274	18.601	20.578	1:05.453	13	26.272	18.615	20.397	1:05.284
10	26.278	18.648	20.519	1:05.445	11	26.346	18.606	20.421	1:05.373	14	26.287	18.620	20.501	1:05.408
11	26.353	18.594	20.499	1:05.446	12	26.263	18.576	20.412	1:05.251	15	26.138	18.518	20.414	1:05.070
12	26.349	18.592	20.507	1:05.448	13	26.241	18.569	20.891	1:05.701	16	26.220	18.543	20.607	1:05.370
13	26.314	18.583	20.526	1:05.423	14	26.266	18.641	20.428	1:05.335	No.14 Camponeschi, Flavio				
14	26.229	18.535	20.440	1:05.204	15	26.209	18.531	20.413	1:05.153	1	28.729	19.137	20.922	1:08.788
15	26.236	18.506	20.505	1:05.247	16	26.185	18.548	20.418	1:05.151	2	26.880	18.975	20.941	1:06.796
16	26.259	18.555	20.479	1:05.293	17	26.334	18.529	20.472	1:05.335	3	26.881	18.753	20.595	1:06.229
17	26.255	18.685	20.385	1:05.325	18	27.285	19.421	20.945	1:07.651	4	26.349	18.657	20.443	1:05.449
18	26.211	18.612	20.531	1:05.354	No.11 Abbasse, Anthony					5	26.308	18.639	20.409	1:05.356
No.9 Hanley, Ben					1	28.684	19.175	21.254	1:09.113	6	26.403	18.593	20.347	1:05.343
1	28.774	19.098	21.097	1:08.969	2	26.696	19.484	20.957	1:07.137	7	26.196	18.577	20.349	1:05.122
2	26.661	18.950	20.948	1:06.559	3	26.602	18.789	21.236	1:06.627	8	26.233	18.646	20.319	1:05.198
3	26.702	18.843	20.846	1:06.391	4	26.342	18.744	20.536	1:05.622	9	26.222	18.610	20.353	1:05.185
4	26.432	18.735	20.670	1:05.837	5	26.291	18.650	21.335	1:06.276	10	26.198	18.601	20.370	1:05.169
5	26.154	18.657	20.517	1:05.328	6	27.172	18.593	20.443	1:06.208	11	26.195	18.587	20.426	1:05.208
6	26.156	18.587	20.408	1:05.151	7	26.318	18.636	20.498	1:05.452	12	26.264	18.613	20.315	1:05.192
7	26.103	18.622	20.401	1:05.126	8	27.030	19.133	20.781	1:06.944	13	26.159	18.612	20.281	1:05.052
8	26.103	18.644	20.395	1:05.142	9	26.271	18.568	20.393	1:05.232	14	26.167	18.550	20.359	1:05.076
9	26.120	18.601	20.399	1:05.120	10	26.185	18.559	20.425	1:05.169	15	26.158	18.548	20.292	1:04.998
10	26.208	18.561	20.403	1:05.172	11	26.228	18.579	20.470	1:05.277	16	26.156	18.512	20.276	1:04.944
11	26.144	18.573	20.343	1:05.060	12	26.344	18.611	20.467	1:05.422	17	26.068	18.556	20.258	1:04.882
12	26.191	18.571	20.378	1:05.140	13	26.229	18.611	20.447	1:05.287	18	26.111	18.532	20.260	1:04.903
13	26.134	18.666	20.341	1:05.141	14	26.159	18.583	20.468	1:05.210	No.15 Fore, Davide				
14	26.112	18.612	20.387	1:05.111	15	26.222	18.513	20.404	1:05.139	1	29.239	19.571	21.532	1:10.342
15	26.104	18.516	20.385	1:05.005	16	26.269	18.637	20.554	1:05.460	2	26.949	18.829	20.733	1:06.511
16	26.013	18.560	20.289	1:04.862	No.12 Kozlinski, Arnaud					3	26.479	18.765	20.912	1:06.156
17	26.002	18.616	20.292	1:04.910	1	29.613	19.298	21.400	1:10.311	4	26.584	18.791	20.686	1:06.061
18	26.074	18.540	20.723	1:05.337	2	26.590	18.900	20.820	1:06.310	5	26.576	18.661	20.497	1:05.734
No.10 Torsellini, Mirko					3	26.512	19.150	20.847	1:06.509	6	26.452	18.692	20.585	1:05.729
1	29.810	19.292	21.838	1:10.940	4	26.710	18.824	20.524	1:06.058	7	26.361	18.714	20.590	1:05.665
2	27.699	18.838	20.733	1:07.270	5	26.323	18.668	20.539	1:05.530	8	26.334	19.218	20.986	1:06.538
3	26.306	18.658	20.615	1:05.579	6	26.596	18.600	20.476	1:05.672	9	26.375	18.649	20.495	1:05.519
4	26.556	18.665	20.937	1:06.158	7	26.294	18.640	20.481	1:05.415	10	26.341	18.604	20.432	1:05.377
5	26.381	18.674	20.607	1:05.662	8	27.059	19.446	20.807	1:07.312	11	26.300	18.686	20.514	1:05.500
6	26.371	18.863	21.188	1:06.422	9	26.314	18.580	20.524	1:05.418	12	26.294	18.716	20.481	1:05.491
7	26.369	18.654	20.592	1:05.615	10	26.234	18.527	20.520	1:05.281	13	26.400	18.639	21.810	1:06.849
8	26.349	18.713	20.892	1:05.954	11	26.426	18.588	20.405	1:05.419	14	26.364	18.594	20.433	1:05.391



Laps	Sector 1	Sector 2	Sector 3	Lap Time	Laps	Sector 1	Sector 2	Sector 3	Lap Time	Laps	Sector 1	Sector 2	Sector 3	Lap Time
15	26.276	18.527	20.470	1:05.273	16	26.333	18.609	20.454	1:05.396	17	26.263	18.619	20.423	1:05.305
16	26.297	18.620	20.415	1:05.332	17	26.345	18.624	20.506	1:05.475	18	26.343	18.936	20.814	1:06.093
17	26.251	18.645	20.482	1:05.378	18	26.388	18.792	21.422	1:06.602	No.20 Buran, Alessandro				
18	26.348	19.868	21.631	1:07.847	No.18 Kuovi, Jan					1	29.673	20.344	21.466	1:11.483
No.16 Puhakka, Simo					1	29.789	20.609	21.642	1:12.040	2	27.247	19.218	21.327	1:07.792
1	29.217	19.367	21.001	1:09.585	2	27.147	19.068	21.193	1:07.408	3	26.796	18.992	20.664	1:06.452
2	26.635	18.722	21.063	1:06.420	3	26.833	19.064	20.759	1:06.656	4	26.507	18.911	20.814	1:06.232
3	26.652	19.014	21.062	1:06.728	4	26.704	18.890	20.872	1:06.466	5	26.623	18.793	20.664	1:06.080
4	26.486	18.806	20.583	1:05.875	5	26.605	18.839	21.018	1:06.462	6	26.432	18.730	20.608	1:05.770
5	26.339	18.613	20.627	1:05.579	6	26.890	18.800	20.800	1:06.490	7	26.410	18.795	20.778	1:05.983
6	26.598	18.536	20.454	1:05.588	7	26.659	18.907	20.845	1:06.411	8	26.472	18.831	20.794	1:06.097
7	26.326	18.575	20.706	1:05.607	8	26.825	18.994	20.927	1:06.746	9	26.434	18.774	20.673	1:05.881
8	27.110	18.747	20.389	1:06.246	9	26.772	18.913	20.792	1:06.477	10	26.477	18.716	20.656	1:05.849
9	26.365	18.647	20.438	1:05.450	10	26.725	18.902	20.776	1:06.403	11	26.452	18.767	20.466	1:05.685
10	26.385	18.657	20.456	1:05.498	11	26.813	18.940	20.744	1:06.497	12	26.451	19.021	20.611	1:06.083
11	26.351	18.603	20.548	1:05.502	12	26.891	18.914	20.840	1:06.645	13	26.540	18.756	21.152	1:06.448
12	26.547	18.802	20.667	1:06.016	13	26.747	18.893	20.811	1:06.451	14	26.444	18.736	20.575	1:05.755
13	26.771	18.638	20.467	1:05.876	14	26.799	18.876	20.746	1:06.421	15	26.322	18.727	20.540	1:05.589
14	26.312	18.581	20.562	1:05.455	15	27.285	18.863	20.817	1:06.965	16	26.349	18.731	20.521	1:05.601
15	26.352	18.522	20.338	1:05.212	16	26.777	18.840	20.675	1:06.292	17	26.359	18.822	20.643	1:05.824
16	26.207	18.524	20.452	1:05.183	17	26.851	18.865	20.776	1:06.492	18	26.458	19.508	21.463	1:07.429
17	26.207	18.605	20.390	1:05.202	18	26.725	18.967	21.457	1:07.149	No.21 Marinelli, Natan				
18	26.253	18.535	20.490	1:05.278	No.19 Iglesias, Jérémy					1	29.992	20.219	21.992	1:12.203
No.17 Kokko, Henri					1	28.714	19.225	21.357	1:09.296	2	27.395	19.337	21.077	1:07.809
1	30.112	19.786	21.606	1:11.504	2	26.727	18.924	20.877	1:06.528	3	26.914	19.100	20.868	1:06.882
2	27.104	19.082	21.136	1:07.322	3	26.758	18.992	21.148	1:06.898	4	26.790	19.070	20.857	1:06.717
3	26.761	18.802	20.671	1:06.234	4	26.535	18.711	20.547	1:05.793	5	26.734	19.016	20.768	1:06.518
4	26.469	18.814	21.081	1:06.364	5	26.260	18.687	20.988	1:05.935	6	26.642	18.909	20.689	1:06.240
5	26.537	18.719	20.634	1:05.890	6	26.287	18.617	20.406	1:05.310	7	26.745	18.912	20.712	1:06.369
6	26.326	18.765	20.639	1:05.730	7	26.407	18.632	21.521	1:06.560	8	26.728	18.861	20.743	1:06.332
7	26.432	18.743	20.718	1:05.893	8	26.846	18.655	20.548	1:06.049	9	26.672	18.853	20.784	1:06.309
8	26.409	18.746	20.725	1:05.880	9	26.302	18.683	20.468	1:05.453	10	26.776	18.964	20.770	1:06.510
9	26.393	18.652	20.499	1:05.544	10	26.192	18.548	20.360	1:05.100	11	26.648	18.933	20.743	1:06.324
10	26.404	18.647	20.850	1:05.901	11	26.270	18.665	20.564	1:05.499	12	26.787	18.978	20.752	1:06.517
11	26.523	18.768	20.569	1:05.860	12	26.473	18.643	20.451	1:05.567	13	26.857	18.971	20.722	1:06.550
12	27.073	18.971	20.681	1:06.725	13	26.381	18.606	20.461	1:05.448	14	26.768	18.883	20.698	1:06.349
13	26.553	18.858	20.655	1:06.066	14	26.265	18.558	20.425	1:05.248	15	26.733	18.844	20.749	1:06.326
14	26.402	18.644	20.530	1:05.576	15	26.329	18.521	20.419	1:05.269	16	26.710	18.916	20.704	1:06.330
15	26.358	18.606	20.519	1:05.483	16	26.261	18.550	20.302	1:05.113	17	26.656	18.935	20.605	1:06.196



Final
Lap Time Analysis

For information purposes. No official / regulatory value

Laps	Sector 1	Sector 2	Sector 3	Lap Time	Laps	Sector 1	Sector 2	Sector 3	Lap Time	Laps	Sector 1	Sector 2	Sector 3	Lap Time
18	26.763	19.148	21.399	1:07.310	No.24 Paauwe, Menno					8	26.352	19.071	20.872	1:06.295
No.22 Backman, Andreas					1	29.235	19.833	21.599	1:10.667	9	26.435	18.732	20.482	1:05.649
1	29.791	19.754	21.651	1:11.196	2	27.309	19.172	20.932	1:07.413	10	26.478	18.637	20.470	1:05.585
2	27.223	19.209	21.158	1:07.590	3	26.642	19.199	20.900	1:06.741	11	26.327	18.675	20.452	1:05.454
3	26.909	18.852	20.839	1:06.600	4	26.441	19.163	21.177	1:06.781	12	26.293	18.677	20.486	1:05.456
4	26.510	19.019	21.230	1:06.759	5	26.556	18.729	20.575	1:05.860	13	26.269	18.677	21.039	1:05.985
5	26.623	18.774	20.584	1:05.981	6	26.399	18.829	20.681	1:05.909	14	26.335	18.742	20.732	1:05.809
6	26.432	18.655	20.646	1:05.733	7	26.419	19.051	20.707	1:06.177	15	26.337	18.639	20.475	1:05.451
7	26.468	18.714	20.844	1:06.026	8	26.562	19.007	20.782	1:06.351	16	26.317	18.610	20.456	1:05.383
8	26.462	18.803	20.705	1:05.970	9	26.548	18.734	20.650	1:05.932	17	26.225	18.674	20.425	1:05.324
9	26.444	18.731	20.546	1:05.721	10	26.462	18.950	20.795	1:06.207	18	26.285	19.655	22.650	1:08.590
10	26.376	18.684	20.662	1:05.722	11	26.493	18.862	20.569	1:05.924	No.28 Habulin, Kristijan				
11	26.417	18.695	20.457	1:05.569	12	26.436	18.840	20.610	1:05.886	1	29.468	19.698	21.667	1:10.833
12	26.816	18.875	20.664	1:06.355	13	26.520	18.794	20.709	1:06.023	2	27.225	19.196	20.831	1:07.252
13	26.339	18.674	20.631	1:05.644	14	26.422	18.696	20.600	1:05.718	3	26.636	18.946	20.700	1:06.282
14	26.323	18.637	20.588	1:05.548	15	26.429	18.653	20.532	1:05.614	4	26.454	18.739	20.667	1:05.860
15	26.327	18.575	20.488	1:05.390	16	26.379	18.666	20.558	1:05.603	5	26.281	18.708	20.556	1:05.545
16	26.340	18.616	20.549	1:05.505	17	26.424	18.839	20.663	1:05.926	6	26.278	18.677	20.703	1:05.658
17	26.232	18.686	20.462	1:05.380	18	26.432	18.753	20.834	1:06.019	7	26.350	18.804	20.595	1:05.749
18	26.301	18.785	21.826	1:06.912	No.26 Dalè, Andrea					8	26.426	18.981	21.232	1:06.639
No.23 Lundberg, Douglas					1	29.616	19.617	21.489	1:10.722	9	26.469	18.629	20.516	1:05.614
1	29.078	19.475	20.953	1:09.506	2	27.580	19.092	20.969	1:07.641					
2	26.633	18.866	21.008	1:06.507	3	26.405	18.843	20.868	1:06.116					
3	26.757	19.089	20.835	1:06.681	4	26.465	18.896	20.615	1:05.976					
4	26.561	18.699	20.468	1:05.728	5	26.355	18.711	20.459	1:05.525					
5	26.305	18.610	20.819	1:05.734	6	26.265	18.640	20.481	1:05.386					
6	26.406	18.559	20.404	1:05.369	7	26.262	18.792	20.642	1:05.696					
7	26.277	18.633	20.977	1:05.887	8	26.582	18.975	20.957	1:06.514					
8	26.480	18.705	20.560	1:05.745	9	27.021	18.667	20.437	1:06.125					
9	26.291	18.610	20.517	1:05.418	10	26.259	18.698	21.447	1:06.404					
10	26.267	18.607	20.502	1:05.376	11	26.429	18.713	20.477	1:05.619					
11	26.732	18.666	20.525	1:05.923	No.27 Carlton, Gary									
12	26.436	18.696	20.497	1:05.629	1	29.383	19.626	21.408	1:10.417					
13	26.324	18.639	20.604	1:05.567	2	27.276	18.976	20.695	1:06.947					
14	26.185	18.603	20.412	1:05.200	3	26.873	18.815	20.711	1:06.399					
15	26.254	18.565	20.498	1:05.317	4	26.434	18.776	20.595	1:05.805					
16	26.283	18.684	20.836	1:05.803	5	26.404	18.651	20.531	1:05.586					
17	26.273	18.656	21.656	1:06.585	6	26.410	18.742	20.884	1:06.036					
18	26.854	18.597	20.553	1:06.004	7	26.424	18.937	20.708	1:06.069					



4	Lammers, Bas Formula K / Parilla / B'stone		13	26	Dalè, Andrea CRG / Maxter / B'stone	
21	Marinelli, Natan BRM / TM Racing / B'stone		12	18	Kuovi, Jan Parolin / TM Racing / B'stone	
17	Kokko, Henri Dino Kart / TM Racing / B'stone		11	20	Buran, Alessandro BRM / TM Racing / B'stone	
24	Paauwe, Menno Birel Art / TM Racing / B'stone		10	28	Habulin, Kristijan TB Kart / Modena Engines / B'stone	
2	Thonon, Jonathan Praga / Parilla / B'stone		9	22	Backman, Andreas Kosmic / Vortex / B'stone	
7	De Conto, Paolo CRG / Maxter / B'stone		8	27	Carlton, Gary Intrepid / Modena Engines / B'stone	
6	Pex, Jorrit Intrepid / TM Racing / B'stone		7	15	Fore, Davide CRG / Maxter / B'stone	
16	Puhakka, Simo CRG / Maxter / B'stone		6	5	Lennox-Lamb, Jordon Birel Art / Parilla / B'stone	
12	Kozlinski, Arnaud Sodi / TM Racing / B'stone		5	10	Torsellini, Mirko Ricciardo Kart / TM Racing / B'stone	
8	Hajek, Patrik Praga / Parilla / B'stone		4	23	Lundberg, Douglas Kosmic / Vortex / B'stone	
1	Dreezen, Rick Ricciardo Kart / Parilla / B'stone		3	11	Abbasse, Anthony Sodi / TM Racing / B'stone	
9	Hanley, Ben Croc Promotions / TM Racing / B'stone		2	19	Iglesias, Jérémy Alpha Karting / TM Racing / B'stone	
3	Ardigo, Marco Tony Kart / Vortex / B'stone		1	14	Camponeschi, Flavio Tony Kart / Vortex / B'stone	

POLE POSITION





Rnk	No.	Entrant	Nat	Driver	Nat	Equipment	Laps	Gap	Interv.	Best Lap
1	3	Tony Kart Racing Team	ITA	Ardigo, Marco	ITA	Tony Kart / Vortex / B'stone	12			1:05.144
2	14	Tony Kart Racing Team	ITA	Camponeschi, Flavio	ITA	Tony Kart / Vortex / B'stone	12	1.126	1.126	1:05.047
3	9	Mad-Croc Karting	ITA	Hanley, Ben	GBR	Croc Promotions / TM Racing / B'stone	12	1.387	0.261	1:05.079
4	19	Alpha Karting	ITA	Iglesias, Jérémy	ITA	Alpha Karting / TM Racing / B'stone	12	1.938	0.551	1:05.283
5	1	Birel ART Srl	ITA	Dreezen, Rick	BEL	Ricciardo Kart / Parilla / B'stone	12	3.410	1.472	1:05.358
6	11	Sodikart	ITA	Abbase, Anthony	ITA	Sodi / TM Racing / B'stone	12	4.646	1.236	1:05.188
7	8	Praga Kart Racing	CZE	Hajek, Patrik	CZE	Praga / Parilla / B'stone	12	6.928	2.282	1:05.276
8	23	Kosmic Racing Dept	ITA	Lundberg, Douglas	SWE	Kosmic / Vortex / B'stone	12	7.390	0.462	1:05.310
9	12	Sodikart	ITA	Kozlinski, Arnaud	ITA	Sodi / TM Racing / B'stone	12	7.575	0.185	1:05.275
10	10	DTK Racing Team Poland	POL	Torsellini, Mirko	ITA	Ricciardo Kart / TM Racing / B'stone	12	7.701	0.126	1:05.395
11	16	CRG SpA	ITA	Puhakka, Simo	FIN	CRG / Maxter / B'stone	12	7.826	0.125	1:05.219
12	5	Birel ART Srl	ITA	Lennox-Lamb, Jordon	GBR	Birel Art / Parilla / B'stone	12	8.044	0.218	1:05.517
13	6	Pex Racing Team	NLD	Pex, Jorrit	NLD	Intrepid / TM Racing / B'stone	12	8.603	0.559	1:05.429
14	15	CRG SpA	ITA	Fore, Davide	ITA	CRG / Maxter / B'stone	12	8.832	0.229	1:05.404
15	7	CRG SpA	ITA	De Conto, Paolo	ITA	CRG / Maxter / B'stone	12	8.946	0.114	1:05.349
16	27	GforceRacing	ITA	Carlton, Gary	USA	Intrepid / Modena Engines / B'stone	12	9.238	0.292	1:05.341
17	2	Praga Kart Racing	CZE	Thonon, Jonathan	BEL	Praga / Parilla / B'stone	12	10.108	0.870	1:05.393
18	22	Kosmic Racing Dept	ITA	Backman, Andreas	SWE	Kosmic / Vortex / B'stone	12	10.223	0.115	1:05.454
19	24	Birel ART Srl	ITA	Paauwe, Menno	NLD	Birel Art / TM Racing / B'stone	12	10.867	0.644	1:05.494
20	28	TBkart Srl	ITA	Habulin, Kristijan	HRV	TB Kart / Modena Engines / B'stone	12	10.944	0.077	1:05.427
21	17	Dino Racing A/S	DNK	Kokko, Henri	FIN	Dino Kart / TM Racing / B'stone	12	12.926	1.982	1:05.714
22	20	BRM Racing	ITA	Buran, Alessandro	ITA	BRM / TM Racing / B'stone	12	15.333	2.407	1:05.580
23	21	BRM Racing	ITA	Marinelli, Natan	ITA	BRM / TM Racing / B'stone	12	20.475	5.142	1:06.425
24	18	Kuovi, Jan	FIN	Kuovi, Jan	FIN	Parolin / TM Racing / B'stone	12	22.260	1.785	1:06.527
25	4	Formula K	ITA	Lammers, Bas	NLD	Formula K / Parilla / B'stone	1	11 Laps	11 Laps	1:09.609
26	26	Dalè, Andrea	ITA	Dalè, Andrea	ITA	CRG / Maxter / B'stone	1	11 Laps	0.268	1:10.481

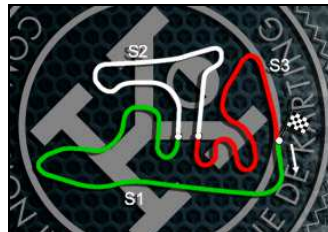
Leaders : No.3 Ardigo, Marco (1-12)

Start Time : 19/04 - 11:52:28

Best Lap : No.14 Camponeschi, Flavio 1:05.047 94,03 Kph

Weather : Slightly cloudy Air : 17°C Track : Dry

Event Record : No.14 Camponeschi, Flavio 1:04.734 94,48 Kph



KZ

Prefinal (PF)

Lap Chart

For information purposes. No official / regulatory value

	1	2	3	4	5	6	7	8	9	10	11	12	13	14	15	16	17	18	19	20	21	22	23	24	25	26
Grid	3	9	14	12	19	8	26	1	11	23	16	4	5	6	7	10	15	27	17	22	28	24	2	20	18	21
Start	3	9	14	12	19	8	26	1	23	11	16	4	6	5	7	15	10	27	24	17	22	20	28	2	21	18
Lap 1 Interval	3	14	12	9	19	1	23	11	8	4	26	16	5	10	6	7	15	27	24	2	22	28	17	20	21	18
		0.2	0.4	0.2	0.2	0.2	0.4	0.2	0.1	0.3	0.2	0.1	0.3	0.3	0.1	0.4	0.2	0.2	0.2	0.1	0.2	0.3	0.4	0.0	0.2	0.3
Lap 2	3	14	9	19	12	1	23	11	8	16	5	10	6	7	15	27	2	24	22	28	17	21	18	20		
		0.2	0.4	0.5	0.0	0.0	0.2	0.2	0.2	0.5	0.8	0.5	0.2	0.2	0.2	0.2	0.5	0.1	0.1	0.1	0.7	0.5	0.5	1.2		
Lap 3	3	14	9	19	1	12	11	8	16	23	5	10	6	7	15	27	2	22	28	24	17	21	18	20		
		0.3	0.3	0.7	0.2	0.3	0.2	0.2	0.2	0.7	0.3	0.3	0.2	0.2	0.2	0.3	0.5	0.7	0.4	0.1	0.3	0.9	0.5	0.5		
Lap 4	3	9	14	19	1	12	11	8	16	23	5	10	6	7	15	27	2	22	24	28	17	21	18	20		
		0.5	0.1	0.6	0.2	0.4	0.1	0.3	0.2	0.4	0.4	0.3	0.4	0.2	0.2	0.3	0.4	0.8	0.8	0.1	0.2	1.7	0.4	0.0		
Lap 5	3	9	14	19	1	12	11	8	23	5	10	16	6	7	15	27	2	22	24	28	17	20	21	18		
		0.5	0.0	0.7	0.3	0.4	0.6	0.5	0.7	0.2	0.5	0.1	0.0	0.1	0.1	0.2	0.3	0.8	1.0	0.2	0.2	2.8	0.4	0.2		
Lap 6	3	9	14	19	1	12	11	8	23	5	10	6	16	15	7	2	27	22	24	28	17	20	21	18		
		0.4	0.1	0.7	0.4	0.4	0.6	0.6	0.6	0.4	0.4	1.0	0.1	0.3	0.2	0.2	0.1	0.1	0.9	0.3	0.4	2.7	1.0	0.2		
Lap 7	3	9	14	19	1	12	11	8	23	5	10	16	6	15	7	2	27	22	24	28	17	20	21	18		
		0.4	0.1	0.8	0.5	0.6	0.3	0.7	0.6	0.8	0.1	1.6	0.2	0.1	0.1	0.3	0.2	0.1	0.6	0.2	0.9	2.4	1.6	0.3		
Lap 8	3	9	14	19	1	12	11	8	23	10	5	16	6	15	7	2	27	22	24	28	17	20	21	18		
		0.6	0.1	0.6	0.7	0.5	0.2	0.9	0.5	0.9	0.3	1.0	0.4	0.2	0.2	0.3	0.2	0.3	0.3	0.3	1.0	2.5	2.3	0.5		
Lap 9	3	9	14	19	1	12	11	8	23	10	5	16	6	15	7	2	27	22	24	28	17	20	21	18		
		0.4	0.1	0.9	0.8	0.4	0.1	1.0	0.6	1.0	0.6	0.8	0.3	0.2	0.3	0.2	0.3	0.4	0.4	0.1	1.3	2.6	3.0	0.8		
Lap 10	3	9	14	19	1	12	11	8	23	10	5	16	6	15	7	2	27	22	24	28	17	20	21	18		
		0.4	0.1	1.1	0.8	1.2	0.0	0.3	0.5	1.1	0.9	0.2	0.6	0.1	0.3	0.3	0.3	0.4	0.4	0.2	1.5	2.5	4.0	0.8		
Lap 11	3	14	9	19	1	11	12	8	23	10	16	5	6	15	7	2	27	22	24	28	17	20	21	18		
		0.9	0.3	0.5	1.0	1.5	1.0	0.1	0.1	0.3	1.2	0.3	0.3	0.2	0.2	0.2	0.2	0.5	0.5	0.2	1.8	2.3	4.8	1.2		
Lap 12	3	14	9	19	1	11	8	23	12	10	16	5	6	15	7	27	2	22	24	28	17	20	21	18		
		1.1	0.2	0.5	1.4	1.2	2.2	0.4	0.1	0.1	0.1	0.2	0.5	0.2	0.1	0.2	0.8	0.1	0.6	0.0	1.9	2.4	5.1	1.7		



Prefinal (PF)

Lap Time Analysis

For information purposes. No official / regulatory value

Laps	Sector 1	Sector 2	Sector 3	Lap Time	Laps	Sector 1	Sector 2	Sector 3	Lap Time	Laps	Sector 1	Sector 2	Sector 3	Lap Time
No.1 Dreezen, Rick					No.4 Lammers, Bas					No.8 Hajek, Patrik				
1	28.738	19.234	20.934	1:08.906	1	29.024	19.513	21.072	1:09.609	11	26.278	18.698	20.488	1:05.464
2	26.640	18.870	21.014	1:06.524	2	26.654	18.816	21.214	1:06.684	12	26.296	18.705	20.836	1:05.837
3	26.780	18.736	20.638	1:06.154	3	26.512	18.785	20.819	1:06.116	No.5 Lennox-Lamb, Jordon				
4	26.319	18.627	20.545	1:05.491	4	26.321	18.666	20.530	1:05.517	1	29.327	19.517	21.366	1:10.210
5	26.290	18.653	20.530	1:05.473	5	26.447	18.657	20.911	1:06.015	2	26.654	18.816	21.214	1:06.684
6	26.289	18.624	20.485	1:05.398	6	26.274	18.685	20.589	1:05.548	3	26.512	18.785	20.819	1:06.116
7	26.313	18.633	20.507	1:05.453	7	26.402	18.720	20.585	1:05.707	4	26.321	18.666	20.530	1:05.517
8	26.367	18.619	20.491	1:05.477	8	26.708	18.703	20.551	1:05.962	5	26.650	18.963	20.574	1:06.187
9	26.315	18.554	20.489	1:05.358	9	26.435	18.709	20.588	1:05.732	6	26.271	18.711	20.500	1:05.482
10	26.355	18.579	20.499	1:05.433	10	26.493	18.674	20.568	1:05.735	7	26.299	18.637	20.449	1:05.385
11	26.345	18.663	20.565	1:05.573	11	26.441	18.936	20.689	1:06.066	8	26.307	18.582	20.598	1:05.487
12	26.476	18.709	20.745	1:05.930	12	26.388	18.658	20.707	1:05.753	9	26.267	18.568	20.441	1:05.276
No.2 Thonon, Jonathan					No.6 Pex, Jorrit					No.9 Hanley, Ben				
1	29.561	19.850	21.720	1:11.131	1	29.601	19.897	21.242	1:10.740	1	29.425	18.978	20.939	1:09.342
2	27.117	18.922	21.020	1:07.059	2	27.398	18.849	20.757	1:07.004	2	26.618	18.998	20.810	1:06.426
3	26.714	18.686	20.559	1:05.959	3	26.474	18.809	20.654	1:05.937	3	26.379	18.717	20.677	1:05.773
4	26.374	18.656	20.506	1:05.536	4	26.294	18.752	20.621	1:05.667	4	26.229	18.589	20.565	1:05.383
5	26.418	18.697	20.463	1:05.578	5	26.446	18.677	20.806	1:05.929	5	26.239	18.633	20.533	1:05.405
6	26.573	18.807	20.986	1:06.366	6	26.721	18.865	20.687	1:06.273	6	26.125	18.628	20.530	1:05.283
7	26.529	18.679	20.742	1:05.950	7	26.500	19.031	20.752	1:06.283	7	26.139	18.648	20.445	1:05.232
8	26.477	18.646	20.484	1:05.607	8	26.350	18.569	20.513	1:05.432	8	26.240	18.579	20.631	1:05.450
9	26.322	18.678	20.448	1:05.448	9	26.316	18.613	20.500	1:05.429	9	26.102	18.519	20.458	1:05.079
10	26.305	18.601	20.487	1:05.393	10	26.391	18.590	20.506	1:05.487	10	26.134	18.536	20.492	1:05.162
11	26.306	18.587	20.538	1:05.431	11	26.350	18.590	20.554	1:05.494	11	26.133	19.100	20.852	1:06.085
12	26.989	18.864	20.873	1:06.726	12	26.424	18.786	20.732	1:05.942	12	26.222	18.603	20.673	1:05.498
No.3 Ardigo, Marco					No.7 De Conto, Paolo					No.10 Torsellini, Mirko				
1	28.765	18.904	20.949	1:08.618	1	29.239	20.047	21.642	1:10.928	1	28.976	19.854	21.371	1:10.201
2	26.795	18.947	20.809	1:06.551	2	27.102	18.881	20.811	1:06.794	2	26.995	18.830	21.068	1:06.893
3	26.615	18.621	20.635	1:05.871	3	26.473	18.806	20.700	1:05.979	3	26.497	18.679	20.710	1:05.886
4	26.340	18.663	20.513	1:05.516	4	26.338	18.695	20.616	1:05.649	4	26.314	18.666	20.497	1:05.477
5	26.352	18.571	20.489	1:05.412	5	26.347	18.739	20.682	1:05.768	5	26.326	18.754	21.152	1:06.232
6	26.276	18.616	20.451	1:05.343	6	26.753	19.212	20.941	1:06.906	6	26.378	18.563	20.479	1:05.420
7	26.242	18.586	20.410	1:05.238	7	26.300	18.772	20.799	1:05.871	7	26.358	18.623	20.475	1:05.456
8	26.239	18.569	20.469	1:05.277	8	26.399	18.664	20.559	1:05.622	8	26.324	18.620	20.497	1:05.441
9	26.301	18.555	20.407	1:05.263	9	26.312	18.677	20.527	1:05.516	9	26.307	18.592	20.496	1:05.395
10	26.232	18.578	20.334	1:05.144	10	26.181	18.704	20.464	1:05.349	10	26.335	18.638	20.475	1:05.448
11	26.212	18.604	20.409	1:05.225										
12	26.378	18.602	20.437	1:05.417										

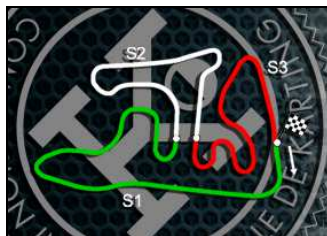


Prefinal (PF)

Lap Time Analysis

For information purposes. No official / regulatory value

Laps	Sector 1	Sector 2	Sector 3	Lap Time	Laps	Sector 1	Sector 2	Sector 3	Lap Time	Laps	Sector 1	Sector 2	Sector 3	Lap Time
11	26.284	18.688	20.462	1:05.434	11	26.183	18.849	20.607	1:05.639	11	26.442	18.805	20.605	1:05.852
12	26.674	18.955	21.393	1:07.022	12	26.395	18.623	20.562	1:05.580	12	26.518	18.822	20.775	1:06.115
No.11 Abbasse, Anthony					No.15 Fore, Davide					No.18 Kuovi, Jan				
1	28.974	19.324	20.911	1:09.209	1	29.602	19.648	21.805	1:11.055	1	30.335	20.058	22.219	1:12.612
2	26.634	18.951	20.791	1:06.376	2	27.048	18.938	20.838	1:06.824	2	27.478	19.130	21.185	1:07.793
3	26.745	18.860	20.598	1:06.203	3	26.529	18.793	20.655	1:05.977	3	26.910	18.974	21.010	1:06.894
4	26.341	18.602	20.548	1:05.491	4	26.428	18.700	20.503	1:05.631	4	26.726	18.931	20.920	1:06.577
5	26.854	18.635	20.543	1:06.032	5	26.397	18.686	20.608	1:05.691	5	27.154	19.041	20.972	1:07.167
6	26.248	18.524	20.564	1:05.336	6	26.804	18.870	20.756	1:06.430	6	26.729	18.931	20.906	1:06.566
7	26.202	18.638	20.470	1:05.310	7	26.359	18.867	20.771	1:05.997	7	26.734	18.939	20.854	1:06.527
8	26.212	18.609	20.508	1:05.329	8	26.382	18.649	20.490	1:05.521	8	26.840	19.049	20.787	1:06.676
9	26.221	18.554	20.413	1:05.188	9	26.396	18.585	20.435	1:05.416	9	26.753	18.978	21.181	1:06.912
10	26.711	18.706	20.708	1:06.125	10	26.344	18.594	20.466	1:05.404	10	26.842	18.917	20.884	1:06.643
11	26.638	18.621	20.554	1:05.813	11	26.426	18.587	20.544	1:05.557	11	26.888	19.078	20.901	1:06.867
12	26.362	18.619	20.600	1:05.581	12	26.358	18.792	20.797	1:05.947	12	26.952	18.978	21.061	1:06.991
No.12 Kozlinski, Arnaud					No.16 Puhakka, Simo					No.19 Iglesias, Jérémy				
1	28.767	19.038	20.924	1:08.729	1	29.391	19.414	21.214	1:10.019	1	28.853	19.288	20.811	1:08.952
2	26.672	19.245	21.325	1:07.242	2	26.652	18.850	20.745	1:06.247	2	26.654	18.919	21.159	1:06.732
3	27.061	18.730	20.778	1:06.569	3	26.524	18.712	20.619	1:05.855	3	26.672	18.743	20.529	1:05.944
4	26.324	18.639	20.579	1:05.542	4	26.348	18.634	20.695	1:05.677	4	26.282	18.684	20.536	1:05.502
5	26.300	18.680	20.563	1:05.543	5	26.522	19.812	21.268	1:07.602	5	26.235	18.599	20.524	1:05.358
6	26.249	18.576	20.500	1:05.325	6	26.596	19.340	20.531	1:06.467	6	26.258	18.580	20.504	1:05.342
7	26.418	18.682	20.549	1:05.649	7	26.516	18.819	20.576	1:05.911	7	26.254	18.621	20.450	1:05.325
8	26.271	18.635	20.512	1:05.418	8	26.318	18.506	20.443	1:05.267	8	26.246	18.569	20.468	1:05.283
9	26.236	18.564	20.475	1:05.275	9	26.347	18.562	20.554	1:05.463	9	26.258	18.599	20.433	1:05.290
10	26.718	18.810	20.730	1:06.258	10	26.348	18.511	20.360	1:05.219	10	26.292	18.619	20.517	1:05.428
11	26.953	18.879	21.051	1:06.883	11	26.316	18.669	20.458	1:05.443	11	26.289	18.608	20.476	1:05.373
12	26.688	19.034	21.769	1:07.491	12	26.374	18.542	20.943	1:05.859	12	26.328	18.598	20.555	1:05.481
No.14 Camponeschi, Flavio					No.17 Kokko, Henri					No.20 Buran, Alessandro				
1	28.687	18.913	20.843	1:08.443	1	29.910	20.078	22.368	1:12.356	1	29.988	20.251	22.049	1:12.288
2	26.799	18.946	20.849	1:06.594	2	27.446	18.872	20.920	1:07.238	2	29.520	19.037	21.002	1:09.559
3	26.586	18.714	20.642	1:05.942	3	26.613	18.828	21.035	1:06.476	3	26.794	18.817	20.602	1:06.213
4	26.719	18.705	20.466	1:05.890	4	26.476	18.710	20.730	1:05.916	4	26.495	18.784	20.798	1:06.077
5	26.313	18.566	20.432	1:05.311	5	26.451	18.792	20.641	1:05.884	5	26.756	18.936	20.753	1:06.445
6	26.277	18.517	20.513	1:05.307	6	26.574	18.803	20.625	1:06.002	6	26.507	18.785	20.639	1:05.931
7	26.296	18.540	20.443	1:05.279	7	26.788	18.781	20.578	1:06.147	7	26.473	18.791	20.566	1:05.830
8	26.291	18.524	20.615	1:05.430	8	26.444	18.713	20.585	1:05.742	8	26.511	18.760	20.553	1:05.824
9	26.167	18.521	20.359	1:05.047	9	26.386	18.723	20.605	1:05.714	9	26.574	18.748	20.546	1:05.868
10	26.246	18.493	20.417	1:05.156	10	26.445	18.715	20.571	1:05.731	10	26.360	18.665	20.555	1:05.580



Prefinal (PF)

Lap Time Analysis

For information purposes. No official / regulatory value

Laps	Sector 1	Sector 2	Sector 3	Lap Time	Laps	Sector 1	Sector 2	Sector 3	Lap Time	Laps	Sector 1	Sector 2	Sector 3	Lap Time
11	26.342	18.754	20.577	1:05.673	11	26.354	18.819	21.076	1:06.249	9	26.309	18.656	20.462	1:05.427
12	26.599	18.880	20.716	1:06.195	12	26.939	18.819	21.291	1:07.049	10	26.368	18.635	20.576	1:05.579
No.21 Marinelli, Natan					No.24 Paauwe, Menno									
1	30.118	20.194	22.011	1:12.323	1	29.528	19.819	21.833	1:11.180	11	26.265	18.700	20.558	1:05.523
2	27.486	19.119	20.949	1:07.554	2	27.184	18.810	21.414	1:07.408	12	26.437	18.765	20.782	1:05.984
3	26.965	19.054	20.900	1:06.919	3	26.790	19.314	21.064	1:07.168					
4	26.794	19.000	20.893	1:06.687	4	26.518	18.681	20.620	1:05.819					
5	26.921	19.363	21.046	1:07.330	5	26.455	18.766	20.630	1:05.851					
6	26.740	18.897	20.898	1:06.535	6	26.360	18.722	20.622	1:05.704					
7	26.716	18.896	20.813	1:06.425	7	26.408	18.723	20.558	1:05.689					
8	26.816	18.912	20.819	1:06.547	8	26.376	18.694	20.533	1:05.603					
9	26.804	18.975	20.785	1:06.564	9	26.414	18.641	20.504	1:05.559					
10	26.753	19.023	20.861	1:06.637	10	26.368	18.590	20.536	1:05.494					
11	26.741	18.906	20.848	1:06.495	11	26.352	18.678	20.540	1:05.570					
12	26.719	18.918	20.801	1:06.438	12	26.493	18.811	20.815	1:06.119					
No.22 Backman, Andreas					No.26 Dalè, Andrea									
1	29.795	19.919	21.866	1:11.580	1	29.217	19.931	21.333	1:10.481					
2	27.163	18.852	21.073	1:07.088										
3	26.850	18.927	20.632	1:06.409										
4	26.337	18.757	20.502	1:05.596										
5	26.401	18.709	20.500	1:05.610										
6	26.283	18.629	20.875	1:05.787										
7	26.606	18.809	20.644	1:06.059										
8	26.511	18.846	20.521	1:05.878										
9	26.471	18.572	20.458	1:05.501										
10	26.344	18.622	20.507	1:05.473										
11	26.364	18.615	20.475	1:05.454										
12	26.362	18.770	20.890	1:06.022										
No.23 Lundberg, Douglas					No.27 Carlton, Gary									
1	28.765	19.375	20.904	1:09.044	1	29.655	19.656	21.864	1:11.175					
2	26.687	18.995	20.687	1:06.369	2	27.131	18.930	20.783	1:06.844					
3	26.941	19.488	21.273	1:07.702	3	26.509	18.842	20.681	1:06.032					
4	26.243	18.605	20.541	1:05.389	4	26.419	18.702	20.540	1:05.661					
5	26.342	19.167	20.685	1:06.194	5	26.385	18.671	20.582	1:05.638					
6	26.299	18.546	20.510	1:05.355	6	26.792	18.858	21.194	1:06.844					
7	26.280	18.621	20.485	1:05.386	7	26.618	18.772	20.643	1:06.033					
8	26.344	18.606	20.485	1:05.435	8	26.501	18.659	20.525	1:05.685					
9	26.259	18.559	20.492	1:05.310	9	26.338	18.610	20.509	1:05.457					
10	26.308	18.523	20.521	1:05.352	10	26.312	18.619	20.488	1:05.419					
					11	26.266	18.559	20.516	1:05.341					
					12	26.448	18.647	20.518	1:05.613					
					No.28 Habulin, Kristijan									
					1	29.792	20.042	21.953	1:11.787					
					2	27.031	18.885	21.008	1:06.924					
					3	26.865	18.857	21.042	1:06.764					
					4	26.397	18.819	20.896	1:06.112					
					5	26.486	18.806	20.599	1:05.891					
					6	26.481	18.745	20.600	1:05.826					
					7	26.350	18.725	20.547	1:05.622					
					8	26.425	18.699	20.514	1:05.638					



18	Kuovi, Jan Parolin / TM Racing / B'stone		13	21	Marinelli, Natan BRM / TM Racing / B'stone	
2	Thonon, Jonathan Praga / Parilla / B'stone		12	20	Buran, Alessandro BRM / TM Racing / B'stone	
28	Habulin, Kristijan TB Kart / Modena Engines / B'stone		11	24	Paauwe, Menno Birel Art / TM Racing / B'stone	
17	Kokko, Henri Dino Kart / TM Racing / B'stone		10	22	Backman, Andreas Kosmic / Vortex / B'stone	
15	Fore, Davide CRG / Maxter / B'stone		9	27	Carlton, Gary Intrepid / Modena Engines / B'stone	
7	De Conto, Paolo CRG / Maxter / B'stone		8	10	Torsellini, Mirko Ricciardo Kart / TM Racing / B'stone	
5	Lennox-Lamb, Jordon Birel Art / Parilla / B'stone		7	6	Pex, Jorrit Intrepid / TM Racing / B'stone	
16	Puhakka, Simo CRG / Maxter / B'stone		6	4	Lammers, Bas Formula K / Parilla / B'stone	
11	Abbase, Anthony Sodi / TM Racing / B'stone		5	23	Lundberg, Douglas Kosmic / Vortex / B'stone	
26	Dalè, Andrea CRG / Maxter / B'stone		4	1	Dreezen, Rick Ricciardo Kart / Parilla / B'stone	
19	Iglesias, Jérémy Alpha Karting / TM Racing / B'stone		3	8	Hajek, Patrik Praga / Parilla / B'stone	
14	Camponeschi, Flavio Tony Kart / Vortex / B'stone		2	12	Kozlinski, Arnaud Sodi / TM Racing / B'stone	
3	Ardigo, Marco Tony Kart / Vortex / B'stone		1	9	Hanley, Ben Croc Promotions / TM Racing / B'stone	

POLE POSITION





Qualifying Heats





KZ

Qualifying Heats (QH)

Document 33.1 OFFICIAL

Results

Subject to scrutineering & sporting investigations

Rnk	No.	Entrant	Nat	Driver	Nat	Equipment	Q ^P	A-B	B-C	A-C	Points
1	3	Tony Kart Racing Team	ITA	Ardigo, Marco	ITA	Tony Kart / Vortex / B'stone	1	0	-	0	0
2	9	Mad-Croc Karting	ITA	Hanley, Ben	GBR	Croc Promotions / TM Racing / B'stone	3	-	0	2	2
3	14	Tony Kart Racing Team	ITA	Camponeschi, Flavio	ITA	Tony Kart / Vortex / B'stone	2	2	2	-	4
4	12	Sodikart	FRA	Kozlinski, Arnaud	FRA	Sodi / TM Racing / B'stone	5	4	3	-	7
5	19	Alpha Karting	FRA	Iglesias, Jérémy	FRA	Alpha Karting / TM Racing / B'stone	7	3	-	4	7
6	8	Praga Kart Racing	CZE	Hajek, Patrik	CZE	Praga / Parilla / B'stone	6	-	4	5	9
7	26	Dalè, Andrea	ITA	Dalè, Andrea	ITA	CRG / Maxter / B'stone	9	-	6	3	9
8	1	Birel ART Srl	ITA	Dreezen, Rick	BEL	Ricciardo Kart / Parilla / B'stone	8	6	5	-	11
9	11	Sodikart	FRA	Abbase, Anthony	FRA	Sodi / TM Racing / B'stone	10	5	-	7	12
10	23	Kosmic Racing Dept	ITA	Lundberg, Douglas	SWE	Kosmic / Vortex / B'stone	13	8	-	6	14
11	16	CRG SpA	ITA	Puhakka, Simo	FIN	CRG / Maxter / B'stone	4	7	-	8	15
12	4	Formula K	ITA	Lammers, Bas	NLD	Formula K / Parilla / B'stone	11	11	7	-	18
13	5	Birel ART Srl	ITA	Lennox-Lamb, Jordon	GBR	Birel Art / Parilla / B'stone	18	-	10	9	19
14	6	Pex Racing Team	NLD	Pex, Jorrit	NLD	Intrepid / TM Racing / B'stone	19	9	-	10	19
15	7	CRG SpA	ITA	De Conto, Paolo	ITA	CRG / Maxter / B'stone	12	-	9	11	20
16	10	DTK Racing Team Poland	POL	Torsellini, Mirko	ITA	Ricciardo Kart / TM Racing / B'stone	14	14	8	-	22
17	15	CRG SpA	ITA	Fore, Davide	ITA	CRG / Maxter / B'stone	16	10	-	12	22
18	27	GforceRacing	ITA	Carlton, Gary	USA	Intrepid / Modena Engines / B'stone	23	12	11	-	23
19	17	Dino Racing A/S	DNK	Kokko, Henri	FIN	Dino Kart / TM Racing / B'stone	20	13	12	-	25
20	22	Kosmic Racing Dept	ITA	Backman, Andreas	SWE	Kosmic / Vortex / B'stone	15	-	13	13	26
21	28	TBkart Srl	ITA	Habulin, Kristijan	HRV	TB Kart / Modena Engines / B'stone	17	15	14	-	29
22	24	Birel ART Srl	ITA	Paauwe, Menno	NLD	Birel Art / TM Racing / B'stone	21	-	15	15	30
23	2	Praga Kart Racing	CZE	Thonon, Jonathan	BEL	Praga / Parilla / B'stone	22	17	-	14	31
24	20	BRM Racing	ITA	Buran, Alessandro	ITA	BRM / TM Racing / B'stone		16	-	16	32
25	18	Kuovi, Jan	FIN	Kuovi, Jan	FIN	Parolin / TM Racing / B'stone	24	-	16	17	33
26	21	BRM Racing	ITA	Marinelli, Natan	ITA	BRM / TM Racing / B'stone		18	17	-	35

**KZ****Qualifying Heat A-C****Document 32****Results**

Subject to scrutineering & sporting investigations

Rnk	No.	Entrant	Nat	Driver	Nat	Equipment	Laps	Gap	Interv.	Best Lap	Points
1	= 3	Tony Kart Racing Team		Ardigo, Marco		Tony Kart / Vortex / B'stone	9			1:04.947	0
2	= 9	Mad-Croc Karting		Hanley, Ben		Croc Promotions / TM Racing / B'	9	0.997	0.997	1:04.976	2
3	▲3 26	Dalè, Andrea		Dalè, Andrea		CRG / Maxter / B'stone	9	1.822	0.825	1:05.057	3
4	▲1 19	Alpha Karting		Iglesias, Jérémy		Alpha Karting / TM Racing / B'sto	9	1.877	0.055	1:05.126	4
5	▼1 8	Praga Kart Racing		Hajek, Patrik		Praga / Parilla / B'stone	9	2.056	0.179	1:05.122	5
6	▲3 23	Kosmic Racing Dept		Lundberg, Douglas		Kosmic / Vortex / B'stone	9	2.945	0.889	1:05.103	6
7	= 11	Sodikart		Abbasse, Anthony		Sodi / TM Racing / B'stone	9	3.009	0.064	1:05.027	7
8	▼5 16	CRG SpA		Puhakka, Simo		CRG / Maxter / B'stone	9	3.184	0.175	1:04.898	8
9	▲3 5	Birel ART Srl		Lennox-Lamb, Jordon		Birel Art / Parilla / B'stone	9	5.108	1.924	1:05.329	9
10	▲3 6	Pex Racing Team		Pex, Jorrit		Intrepid / TM Racing / B'stone	9	5.345	0.237	1:05.104	10
11	▼3 7	CRG SpA		De Conto, Paolo		CRG / Maxter / B'stone	9	5.811	0.466	1:05.271	11
12	▼1 15	CRG SpA		Fore, Davide		CRG / Maxter / B'stone	9	6.095	0.284	1:05.272	12
13	▼3 22	Kosmic Racing Dept		Backman, Andreas		Kosmic / Vortex / B'stone	9	6.443	0.348	1:05.262	13
14	▲1 2	Praga Kart Racing		Thonon, Jonathan		Praga / Parilla / B'stone	9	6.736	0.293	1:05.332	14
15	▼1 24	Birel ART Srl		Paauwe, Menno		Birel Art / TM Racing / B'stone	9	8.187	1.451	1:05.513	15
16	▲1 20	BRM Racing		Buran, Alessandro		BRM / TM Racing / B'stone	9	8.617	0.430	1:05.399	16
17	▼1 18	Kuovi, Jan		Kuovi, Jan		Parolin / TM Racing / B'stone	9	16.288	7.671	1:06.467	17

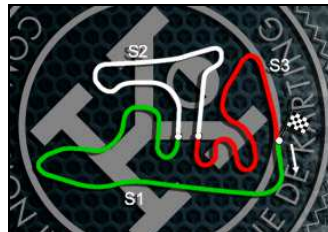
Leaders : No.3 Ardigo, Marco (1-9)

Start Time : 18/04 - 16:18:07

Best Lap : No.16 Puhakka, Simo 1:04.898 94,24 Kph

Weather : Slightly cloudy Air : 20°C Track : Dry

Event Record : No.14 Camponeschi, Flavio 1:04.734 94,48 Kph



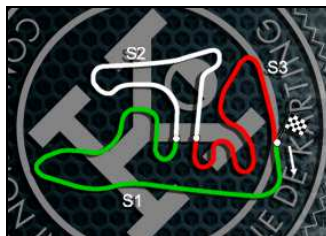
KZ

Qualifying Heat A-C

Lap Chart

For information purposes. No official / regulatory value

	1	2	3	4	5	6	7	8	9	10	11	12	13	14	15	16	17	
Grid	3	9	16	8	19	26	11	7	23	22	15	5	6	24	2	18	20	
Start	9	3	8	26	16	7	19	11	22	23	5	15	6	24	2	18	20	
Lap 1 Interval	3 0.5	9 0.2	26 0.5	19 0.1	8 0.3	19 0.2	7 0.5	23 0.2	11 0.5	16 0.2	5 0.1	22 0.1	15 0.0	2 0.3	6 0.1	24 0.2	18 0.5	20 0.0
Lap 2	3 0.5	9 0.2	26 0.4	19 0.2	8 0.7	23 0.2	7 0.0	11 0.3	16 0.3	5 0.2	22 0.5	15 0.2	6 0.3	2 0.2	24 0.2	20 0.9	18 0.4	
Lap 3	3 0.6	9 0.2	26 0.4	19 0.2	8 0.4	23 0.5	11 0.6	16 0.6	5 0.1	7 0.3	15 0.5	22 0.1	6 0.1	2 0.2	24 0.2	20 1.0	18 1.2	
Lap 4	3 0.7	9 0.3	26 0.2	19 0.3	8 0.3	23 0.3	11 0.3	16 0.7	5 0.4	7 0.3	15 0.4	6 0.1	22 0.3	2 0.2	24 0.1	20 1.0	18 2.3	
Lap 5	3 0.9	9 0.3	26 0.2	19 0.3	8 0.4	23 0.3	11 0.6	16 0.7	5 0.2	7 0.4	15 0.1	6 0.3	22 0.3	2 0.3	24 0.4	20 1.1	18 3.4	
Lap 6	3 1.0	9 0.2	26 0.3	19 0.4	8 0.4	23 0.1	11 0.5	16 1.2	5 0.2	7 0.5	6 0.3	15 0.1	22 0.2	2 0.6	24 1.2	20 4.1	18	
Lap 7	3 1.0	9 0.3	26 0.2	19 0.4	8 0.4	23 0.2	11 0.2	16 0.2	5 1.4	7 0.2	6 0.3	15 0.4	22 0.2	2 0.1	24 0.8	20 0.9	18 5.3	
Lap 8	3 1.0	9 0.5	26 0.1	19 0.3	8 0.4	23 0.2	11 0.2	16 0.2	5 1.7	6 0.5	7 0.2	15 0.1	22 0.3	2 0.3	24 1.0	20 0.7	18 6.5	
Lap 9	3 0.9	9 0.8	26 0.0	19 0.1	8 0.8	23 0.0	11 0.1	16 0.1	5 1.9	6 0.2	7 0.4	15 0.2	22 0.3	2 0.2	24 1.4	20 0.4	18 7.6	

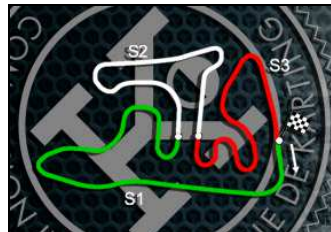


Qualifying Heat A-C

Lap Time Analysis

For information purposes. No official / regulatory value

Laps	Sector 1	Sector 2	Sector 3	Lap Time	Laps	Sector 1	Sector 2	Sector 3	Lap Time	Laps	Sector 1	Sector 2	Sector 3	Lap Time
No.2 Thonon, Jonathan					9	26.317	18.451	20.336	1:05.104	8	26.230	18.509	20.337	1:05.076
1	29.247	19.233	21.048	1:09.528	No.7 De Conto, Paolo					9	26.286	18.554	20.526	1:05.366
2	27.194	18.986	20.697	1:06.877	1	29.088	19.003	20.932	1:09.023	No.15 Fore, Davide				
3	26.412	18.549	20.645	1:05.606	2	26.846	18.968	20.667	1:06.481	1	29.407	19.152	20.995	1:09.554
4	26.456	18.706	20.507	1:05.669	3	27.509	18.590	20.500	1:06.599	2	27.284	18.750	20.486	1:06.520
5	26.367	18.555	20.418	1:05.340	4	26.379	18.635	20.464	1:05.478	3	26.484	18.660	20.551	1:05.695
6	26.389	18.604	20.390	1:05.383	5	26.310	18.593	20.396	1:05.299	4	26.409	18.625	20.412	1:05.446
7	26.352	18.553	20.427	1:05.332	6	26.320	18.606	20.418	1:05.344	5	26.317	18.522	20.433	1:05.272
8	26.519	18.534	20.427	1:05.480	7	26.342	18.650	20.428	1:05.420	6	26.823	18.552	20.427	1:05.802
9	26.328	18.536	20.500	1:05.364	8	26.429	18.798	20.685	1:05.912	7	26.297	18.592	20.441	1:05.330
No.3 Ardigo, Marco					9	26.299	18.547	20.425	1:05.271	8	26.360	18.477	20.443	1:05.280
1	28.556	18.734	20.638	1:07.928	No.8 Hajek, Patrik					9	26.337	18.604	20.425	1:05.366
2	26.718	18.619	20.431	1:05.768	1	29.070	18.940	20.873	1:08.883	No.16 Puhakka, Simo				
3	26.505	18.549	20.356	1:05.410	2	26.671	18.614	20.580	1:05.865	1	29.528	19.187	21.366	1:10.081
4	26.364	18.473	20.313	1:05.150	3	26.435	18.565	20.482	1:05.482	2	26.652	18.585	20.643	1:05.880
5	26.280	18.449	20.328	1:05.057	4	26.331	18.565	20.392	1:05.288	3	26.758	18.551	20.420	1:05.729
6	26.307	18.474	20.235	1:05.016	5	26.302	18.446	20.421	1:05.169	4	26.474	18.460	20.279	1:05.213
7	26.376	18.544	20.301	1:05.221	6	26.311	18.468	20.433	1:05.212	5	26.288	18.455	20.292	1:05.035
8	26.219	18.453	20.275	1:04.947	7	26.326	18.451	20.364	1:05.141	6	26.234	18.420	20.244	1:04.898
9	26.426	18.470	20.335	1:05.231	8	26.317	18.438	20.367	1:05.122	7	26.254	18.543	20.333	1:05.130
No.5 Lennox-Lamb, Jordon					9	26.260	18.468	20.394	1:05.122	8	26.279	18.491	20.303	1:05.073
1	29.139	19.148	21.143	1:09.430	No.9 Hanley, Ben					9	26.318	18.552	20.379	1:05.249
2	26.697	18.579	20.725	1:06.001	1	28.873	18.838	20.740	1:08.451	No.18 Kuovi, Jan				
3	26.688	18.544	20.420	1:05.652	2	26.560	18.656	20.577	1:05.793	1	29.866	19.388	21.175	1:10.429
4	26.549	18.574	20.373	1:05.496	3	26.410	18.581	20.558	1:05.549	2	27.396	19.273	20.879	1:07.548
5	26.315	18.556	20.481	1:05.352	4	26.352	18.543	20.372	1:05.267	3	26.970	18.782	20.773	1:06.525
6	26.421	18.495	20.419	1:05.335	5	26.275	18.497	20.398	1:05.170	4	27.011	18.806	20.887	1:06.704
7	26.405	18.529	20.470	1:05.404	6	26.275	18.559	20.320	1:05.154	5	27.008	18.888	20.765	1:06.661
8	26.365	18.512	20.452	1:05.329	7	26.259	18.534	20.382	1:05.175	6	26.952	18.764	20.751	1:06.467
9	26.470	18.533	20.430	1:05.433	8	26.229	18.461	20.286	1:04.976	7	27.015	18.787	20.779	1:06.581
No.6 Pex, Jorrit					9	26.161	18.537	20.500	1:05.198	8	26.869	18.863	20.867	1:06.599
1	29.735	19.194	20.952	1:09.881	No.11 Abbasse, Anthony					9	26.924	18.865	20.757	1:06.546
2	27.176	18.714	20.518	1:06.408	1	29.236	19.110	21.077	1:09.423	No.19 Iglesias, Jérémy				
3	26.376	18.580	20.687	1:05.643	2	26.530	18.633	20.628	1:05.791	1	28.686	19.017	20.781	1:08.484
4	26.408	18.515	20.388	1:05.311	3	26.539	18.481	20.418	1:05.438	2	26.621	18.636	20.493	1:05.750
5	26.348	18.485	20.414	1:05.247	4	26.220	18.514	20.336	1:05.070	3	26.398	18.603	20.463	1:05.464
6	26.409	18.439	20.420	1:05.268	5	26.300	18.523	20.328	1:05.151	4	26.280	18.503	20.408	1:05.191
7	26.309	18.496	20.401	1:05.206	6	26.205	18.429	20.393	1:05.027	5	26.319	18.504	20.359	1:05.182
8	26.256	18.552	20.472	1:05.280	7	26.454	18.531	20.350	1:05.335	6	26.295	18.503	20.377	1:05.175



KZ

Qualifying Heat A-C

Lap Time Analysis

For information purposes. No official / regulatory value

Laps	Sector 1	Sector 2	Sector 3	Lap Time	Laps	Sector 1	Sector 2	Sector 3	Lap Time
7	26.321	18.500	20.335	1:05.156	6	26.526	18.576	20.484	1:05.586
8	26.293	18.532	20.301	1:05.126	7	26.522	18.553	20.549	1:05.624
9	26.315	18.534	20.491	1:05.340	8	26.537	18.534	20.594	1:05.665
No.20 Buran, Alessandro					9	26.534	18.649	20.552	1:05.735
1	29.853	19.443	21.081	1:10.377	No.26 Dalè, Andrea				
2	27.448	18.920	20.693	1:07.061	1	28.601	18.802	20.728	1:08.131
3	26.540	18.626	20.505	1:05.671	2	26.537	18.705	20.542	1:05.784
4	26.476	18.618	20.498	1:05.592	3	26.429	18.629	20.435	1:05.493
5	26.478	18.637	20.517	1:05.632	4	26.390	18.594	20.401	1:05.385
6	26.559	18.661	20.463	1:05.683	5	26.243	18.609	20.324	1:05.176
7	26.426	18.592	20.402	1:05.420	6	26.209	18.529	20.319	1:05.057
8	26.404	18.567	20.461	1:05.432	7	26.314	18.608	20.347	1:05.269
9	26.362	18.609	20.428	1:05.399	8	26.315	18.523	20.374	1:05.212
No.22 Backman, Andreas					9	26.259	18.555	20.642	1:05.456
1	29.599	19.272	20.998	1:09.869					
2	27.145	18.744	20.505	1:06.394					
3	26.467	18.964	20.660	1:06.091					
4	26.675	18.659	20.477	1:05.811					
5	26.347	18.510	20.405	1:05.262					
6	26.452	18.545	20.458	1:05.455					
7	26.339	18.541	20.540	1:05.420					
8	26.360	18.504	20.454	1:05.318					
9	26.273	18.579	20.543	1:05.395					
No.23 Lundberg, Douglas									
1	28.632	18.972	20.968	1:08.572					
2	26.909	18.588	20.526	1:06.023					
3	26.400	18.468	20.363	1:05.231					
4	26.267	18.537	20.395	1:05.199					
5	26.300	18.502	20.404	1:05.206					
6	26.293	18.523	20.410	1:05.226					
7	26.325	18.494	20.371	1:05.190					
8	26.297	18.448	20.358	1:05.103					
9	26.403	18.535	20.614	1:05.552					
No.24 Paauwe, Menno									
1	29.721	19.359	20.976	1:10.056					
2	27.053	18.844	20.853	1:06.750					
3	26.464	18.619	20.514	1:05.597					
4	26.443	18.600	20.470	1:05.513					
5	26.448	18.597	20.568	1:05.613					



Qualifying Heat A-C

Starting Grid

Subject to scrutineering & sporting investigations

20	Buran, Alessandro BRM / TM Racing / B'stone		9		
2	Thonon, Jonathan Praga / Parilla / B'stone		8	18	Kuovi, Jan Parolin / TM Racing / B'stone
6	Pex, Jorrit Intrepid / TM Racing / B'stone		7	24	Paauwe, Menno Birel Art / TM Racing / B'stone
15	Fore, Davide CRG / Maxter / B'stone		6	5	Lennox-Lamb, Jordon Birel Art / Parilla / B'stone
23	Lundberg, Douglas Kosmic / Vortex / B'stone		5	22	Backman, Andreas Kosmic / Vortex / B'stone
11	Abbasse, Anthony Sodi / TM Racing / B'stone		4	7	De Conto, Paolo CRG / Maxter / B'stone
19	Iglesias, Jérémy Alpha Karting / TM Racing / B'stone		3	26	Dalè, Andrea CRG / Maxter / B'stone
16	Puhakka, Simo CRG / Maxter / B'stone		2	8	Hajek, Patrik Praga / Parilla / B'stone
3	Ardigo, Marco Tony Kart / Vortex / B'stone		1	9	Hanley, Ben Croc Promotions / TM Racing / B'stone

POLE POSITION





Sarno 15 - 19.04.2015



KZ



CIK-FIA European Championship (Rd1)

KZ

Qualifying Heat B-C

Document 31

Results

Subject to scrutineering & sporting investigations

Rnk	No.	Entrant	Nat	Driver	Nat	Equipment	Laps	Gap	Interv.	Best Lap	Points		
1	▲1	9	ITA	Mad-Croc Karting	ITA	Hanley, Ben	GBR	Croc Promotions / TM Racing / B's	9			1:04.939	0
2	▼1	14	ITA	Tony Kart Racing Team	ITA	Camponeschi, Flavio	ITA	Tony Kart / Vortex / B'stone	9	0.334	0.334	1:04.924	2
3	=	12	FRA	Sodikart	FRA	Kozlinski, Arnaud	FRA	Sodi / TM Racing / B'stone	9	1.845	1.511	1:05.113	3
4	=	8	CZE	Praga Kart Racing	CZE	Hajek, Patrik	CZE	Praga / Parilla / B'stone	9	2.084	0.239	1:05.166	4
5	=	1	ITA	Birel ART Srl	ITA	Dreezen, Rick	BEL	Ricciardo Kart / Parilla / B'stone	9	2.483	0.399	1:05.128	5
6	=	26	ITA	Dalè, Andrea	ITA	Dalè, Andrea	ITA	CRG / Maxter / B'stone	9	3.012	0.529	1:05.023	6
7	=	4	ITA	Formula K	ITA	Lammers, Bas	NLD	Formula K / Parilla / B'stone	9	3.098	0.086	1:05.076	7
8	▲1	10	POL	DTK Racing Team Poland	POL	Torsellini, Mirko	ITA	Ricciardo Kart / TM Racing / B'sto	9	3.325	0.227	1:05.030	8
9	▼1	7	ITA	CRG SpA	ITA	De Conto, Paolo	ITA	CRG / Maxter / B'stone	9	3.491	0.166	1:05.110	9
10	▲2	5	ITA	Birel ART Srl	ITA	Lennox-Lamb, Jordon	GBR	Birel Art / Parilla / B'stone	9	4.232	0.741	1:05.276	10
11	▲4	27	ITA	GforceRacing	ITA	Carlton, Gary	USA	Intrepid / Modena Engines / B'sto	9	5.573	1.341	1:05.218	11
12	▲1	17	DNK	Dino Racing A/S	DNK	Kokko, Henri	FIN	Dino Kart / TM Racing / B'stone	9	6.866	1.293	1:05.309	12
13	▼3	22	ITA	Kosmic Racing Dept	ITA	Backman, Andreas	SWE	Kosmic / Vortex / B'stone	9	7.055	0.189	1:05.197	13
14	▼3	28	ITA	TBkart Srl	ITA	Habulin, Kristijan	HRV	TB Kart / Modena Engines / B'sto	9	7.606	0.551	1:05.221	14
15	▼1	24	ITA	Birel ART Srl	ITA	Paauwe, Menno	NLD	Birel Art / TM Racing / B'stone	9	8.351	0.745	1:05.338	15
16	=	18	FIN	Kuovi, Jan	FIN	Kuovi, Jan	FIN	Parolin / TM Racing / B'stone	9	15.437	7.086	1:06.144	16
17	=	21	ITA	BRM Racing	ITA	Marinelli, Natan	ITA	BRM / TM Racing / B'stone	9	15.909	0.472	1:06.276	17

Leaders : No.9 Hanley, Ben (1-9)

Start Time : 18/04 - 14:47:14

Best Lap : No.14 Camponeschi, Flavio 1:04.924 94,20 Kph

Weather : Slightly cloudy Air : 20°C Track : Dry

Event Record : No.14 Camponeschi, Flavio 1:04.734 94,48 Kph



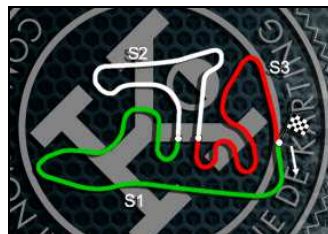
KZ

Qualifying Heat B-C

Lap Chart

For information purposes. No official / regulatory value

	1	2	3	4	5	6	7	8	9	10	11	12	13	14	15	16	17
Grid	14	9	12	8	1	26	4	7	10	22	28	5	17	24	27	18	21
Start	9	14	8	12	26	1	7	4	22	10	5	24	18	27	28	21	17
Lap 1 Interval	9	8 0.1	12 0.7	1 0.2	14 0.0	7 0.2	26 0.1	4 0.1	5 0.6	10 0.4	22 0.5	27 0.1	24 0.2	17 0.3	28 0.1	18 0.4	21 0.1
Lap 2	9	8 0.2	14 0.3	12 0.3	1 0.1	7 0.1	26 0.2	4 0.1	5 0.5	10 0.2	27 1.1	24 0.4	17 0.3	22 0.4	28 0.3	18 0.5	21 0.2
Lap 3	9	8 0.2	14 0.1	12 0.5	1 0.2	26 0.5	4 0.3	7 0.2	10 0.1	5 0.2	27 0.9	24 0.5	17 0.3	22 0.5	28 0.4	18 0.9	21 0.5
Lap 4	9	14 0.3	8 0.4	12 0.3	1 0.3	26 0.3	4 0.3	7 0.1	10 0.1	5 0.4	27 1.1	24 0.5	17 0.2	22 0.4	28 0.6	18 1.4	21 0.7
Lap 5	9	14 0.1	8 0.6	12 0.2	1 0.3	26 0.2	4 0.4	7 0.2	10 0.2	5 0.4	27 1.2	17 1.1	22 0.5	24 0.1	28 0.2	18 2.3	21 0.7
Lap 6	9	14 0.1	8 0.8	12 0.2	1 0.3	26 0.3	4 0.2	7 0.3	10 0.2	5 0.5	27 1.2	17 1.2	22 0.5	28 0.5	24 0.3	18 2.9	21 0.5
Lap 7	9	14 0.1	8 1.0	12 0.1	1 0.3	26 0.2	4 0.4	7 0.2	10 0.1	5 0.7	27 1.3	17 1.2	22 0.4	28 0.5	24 0.5	18 3.9	21 0.5
Lap 8	9	14 0.1	12 1.4	8 0.3	1 0.1	26 0.2	4 0.1	10 0.4	7 0.3	5 0.6	27 1.4	17 1.2	22 0.3	28 0.4	24 0.6	18 5.0	21 0.3
Lap 9	9	14 0.3	12 1.5	8 0.2	1 0.3	26 0.5	4 0.0	10 0.2	7 0.1	5 0.7	27 1.3	17 1.2	22 0.1	28 0.5	24 0.7	18 7.0	21 0.4



KZ

Qualifying Heat B-C

Lap Time Analysis

For information purposes. No official / regulatory value

Laps	Sector 1	Sector 2	Sector 3	Lap Time	Laps	Sector 1	Sector 2	Sector 3	Lap Time	Laps	Sector 1	Sector 2	Sector 3	Lap Time
No.1 Dreezen, Rick					9	26.250	18.593	20.405	1:05.248	8	26.342	18.505	20.338	1:05.185
1	28.744	18.860	20.892	1:08.496	No.8 Hajek, Patrik					9	26.418	18.478	20.414	1:05.310
2	26.849	18.677	20.680	1:06.206	1	28.253	18.950	20.741	1:07.944	No.14 Camponeschi, Flavio				
3	26.545	18.557	20.526	1:05.628	2	26.875	18.787	20.605	1:06.267	1	29.369	18.915	20.781	1:09.065
4	26.403	18.637	20.421	1:05.461	3	26.587	18.564	20.422	1:05.573	2	26.601	18.587	20.464	1:05.652
5	26.279	18.487	20.362	1:05.128	4	26.725	18.558	20.404	1:05.687	3	26.492	18.520	20.305	1:05.317
6	26.360	18.445	20.410	1:05.215	5	26.304	18.561	20.369	1:05.234	4	26.385	18.466	20.250	1:05.101
7	26.245	18.491	20.408	1:05.144	6	26.302	18.584	20.375	1:05.261	5	26.184	18.542	20.284	1:05.010
8	26.422	18.492	20.391	1:05.305	7	26.292	18.517	20.357	1:05.166	6	26.309	18.480	20.334	1:05.123
9	26.393	18.535	20.533	1:05.461	8	26.724	18.490	20.444	1:05.658	7	26.176	18.501	20.247	1:04.924
No.4 Lammers, Bas					9	26.327	18.526	20.395	1:05.248	8	26.246	18.505	20.211	1:04.962
1	29.369	18.851	20.712	1:08.932	No.9 Hanley, Ben					9	26.227	18.470	20.548	1:05.245
2	26.717	18.838	20.550	1:06.105	1	28.505	18.902	20.791	1:08.198	No.17 Kokko, Henri				
3	26.561	18.662	20.682	1:05.905	2	26.888	18.681	20.599	1:06.168	1	29.290	19.428	21.176	1:09.894
4	26.268	18.597	20.459	1:05.324	3	26.566	18.604	20.399	1:05.569	2	27.068	18.732	20.681	1:06.481
5	26.280	18.511	20.374	1:05.165	4	26.300	18.483	20.359	1:05.142	3	26.560	18.633	20.562	1:05.755
6	26.287	18.439	20.350	1:05.076	5	26.251	18.588	20.437	1:05.276	4	26.440	18.559	20.439	1:05.438
7	26.229	18.483	20.498	1:05.210	6	26.223	18.510	20.346	1:05.079	5	26.479	18.770	20.451	1:05.700
8	26.275	18.452	20.402	1:05.129	7	26.174	18.470	20.295	1:04.939	6	26.445	18.541	20.457	1:05.443
9	26.352	18.509	20.741	1:05.602	8	26.193	18.512	20.275	1:04.980	7	26.455	18.480	20.421	1:05.356
No.5 Lennox-Lamb, Jordon					9	26.204	18.508	20.341	1:05.053	8	26.426	18.519	20.487	1:05.432
1	29.224	19.113	20.694	1:09.031	No.10 Torsellini, Mirko					9	26.321	18.513	20.475	1:05.309
2	26.748	18.635	20.574	1:05.957	1	29.384	19.511	20.866	1:09.761	No.18 Kuovi, Jan				
3	26.907	18.739	20.408	1:06.054	2	26.633	18.680	20.461	1:05.774	1	29.988	19.961	21.114	1:11.063
4	26.372	18.479	20.577	1:05.428	3	26.541	18.619	20.368	1:05.528	2	27.021	19.063	21.196	1:07.280
5	26.328	18.486	20.502	1:05.316	4	26.307	18.540	20.406	1:05.253	3	26.843	18.807	20.581	1:06.231
6	26.332	18.529	20.415	1:05.276	5	26.337	18.556	20.403	1:05.296	4	26.776	18.744	20.624	1:06.144
7	26.375	18.510	20.399	1:05.284	6	26.289	18.559	20.360	1:05.208	5	26.768	18.863	20.778	1:06.409
8	26.462	18.516	20.403	1:05.381	7	26.260	18.416	20.354	1:05.030	6	27.080	18.821	20.676	1:06.577
9	26.285	18.550	20.469	1:05.304	8	26.344	18.487	20.321	1:05.152	7	26.937	18.808	20.638	1:06.383
No.7 De Conto, Paolo					9	26.319	18.451	20.619	1:05.389	8	26.986	18.844	20.685	1:06.515
1	28.936	18.991	20.679	1:08.606	No.12 Kozlinski, Arnaud					9	27.468	19.023	20.857	1:07.348
2	26.742	18.682	20.686	1:06.110	1	28.801	18.953	20.807	1:08.561	No.21 Marinelli, Natan				
3	26.573	19.037	20.875	1:06.485	2	26.704	18.870	20.768	1:06.342	1	29.940	19.621	21.163	1:10.724
4	26.287	18.593	20.411	1:05.291	3	26.447	18.620	20.445	1:05.512	2	27.284	18.995	21.065	1:07.344
5	26.313	18.595	20.333	1:05.241	4	26.366	18.574	20.367	1:05.307	3	26.883	18.841	20.758	1:06.482
6	26.285	18.591	20.333	1:05.209	5	26.292	18.492	20.329	1:05.113	4	26.868	18.871	20.689	1:06.428
7	26.215	18.534	20.361	1:05.110	6	26.344	18.519	20.406	1:05.269	5	26.867	18.844	20.705	1:06.416
8	26.657	18.613	20.320	1:05.590	7	26.283	18.505	20.325	1:05.113	6	26.810	18.815	20.665	1:06.290



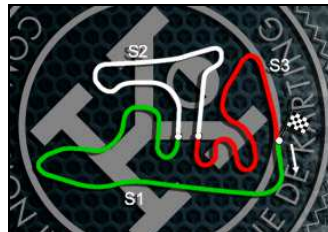
KZ

Qualifying Heat B-C

Lap Time Analysis

For information purposes. No official / regulatory value

Laps	Sector 1	Sector 2	Sector 3	Lap Time	Laps	Sector 1	Sector 2	Sector 3	Lap Time
7	26.793	18.810	20.820	1:06.423	6	26.406	18.549	20.376	1:05.331
8	26.745	18.887	20.644	1:06.276	7	26.418	18.535	20.372	1:05.325
9	26.984	19.493	21.036	1:07.513	8	26.591	18.556	20.327	1:05.474
No.22 Backman, Andreas					9	26.369	18.544	20.305	1:05.218
1	29.811	19.485	21.007	1:10.303	No.28 Habulin, Kristijan				
2	27.926	19.119	20.620	1:07.665	1	29.778	19.393	21.172	1:10.343
3	26.614	18.724	20.499	1:05.837	2	27.228	19.016	20.893	1:07.137
4	26.364	18.513	20.452	1:05.329	3	26.566	18.641	20.667	1:05.874
5	26.386	18.857	20.552	1:05.795	4	26.320	18.737	20.522	1:05.579
6	26.423	18.572	20.423	1:05.418	5	26.417	18.640	20.521	1:05.578
7	26.349	18.531	20.420	1:05.300	6	26.312	18.606	20.621	1:05.539
8	26.371	18.470	20.446	1:05.287	7	26.313	18.463	20.452	1:05.228
9	26.279	18.490	20.428	1:05.197	8	26.336	18.515	20.370	1:05.221
No.24 Paauwe, Menno					9	26.301	18.556	20.451	1:05.308
1	29.916	19.315	21.092	1:10.323					
2	26.988	18.790	20.653	1:06.431					
3	26.587	18.640	20.548	1:05.775					
4	26.530	18.499	20.532	1:05.561					
5	26.739	19.218	20.683	1:06.640					
6	26.459	18.643	21.102	1:06.204					
7	26.363	18.610	20.465	1:05.438					
8	26.446	18.496	20.396	1:05.338					
9	26.353	18.512	20.492	1:05.357					
No.26 Dalè, Andrea									
1	29.431	18.939	20.700	1:09.070					
2	26.780	18.749	20.623	1:06.152					
3	26.555	18.711	20.471	1:05.737					
4	26.356	18.511	20.414	1:05.281					
5	26.231	18.523	20.297	1:05.051					
6	26.320	18.583	20.415	1:05.318					
7	26.202	18.505	20.316	1:05.023					
8	26.375	18.559	20.418	1:05.352					
9	26.356	18.622	20.730	1:05.708					
No.27 Carlton, Gary									
1	29.353	19.446	21.069	1:09.868					
2	26.942	18.729	20.540	1:06.211					
3	26.585	18.604	20.451	1:05.640					
4	26.516	18.584	20.480	1:05.580					
5	26.456	18.626	20.328	1:05.410					



Qualifying Heat B-C

Starting Grid

Subject to scrutineering & sporting investigations

21	Marinelli, Natan BRM / TM Racing / B'stone		9		
27	Carlton, Gary Intrepid / Modena Engines / B'stone		8	18	Kuovi, Jan Parolin / TM Racing / B'stone
17	Kokko, Henri Dino Kart / TM Racing / B'stone		7	24	Paauwe, Menno Birel Art / TM Racing / B'stone
28	Habulin, Kristijan TB Kart / Modena Engines / B'stone		6	5	Lennox-Lamb, Jordon Birel Art / Parilla / B'stone
10	Torsellini, Mirko Ricciardo Kart / TM Racing / B'stone		5	22	Backman, Andreas Kosmic / Vortex / B'stone
4	Lammers, Bas Formula K / Parilla / B'stone		4	7	De Conto, Paolo CRG / Maxter / B'stone
1	Dreezen, Rick Ricciardo Kart / Parilla / B'stone		3	26	Dalè, Andrea CRG / Maxter / B'stone
12	Kozlinski, Arnaud Sodi / TM Racing / B'stone		2	8	Hajek, Patrik Praga / Parilla / B'stone
14	Camponeschi, Flavio Tony Kart / Vortex / B'stone		1	9	Hanley, Ben Croc Promotions / TM Racing / B'stone

POLE POSITION





Sarno 15 - 19.04.2015



KZ



CIK-FIA European Championship (Rd1)

KZ

Qualifying Heat A-B

Document 30

Results

Subject to scrutineering & sporting investigations

Rnk	No.	Entrant	Nat	Driver	Nat	Equipment	Laps	Gap	Interv.	Best Lap	Points
1	3	Tony Kart Racing Team	ITA	Ardigo, Marco	ITA	Tony Kart / Vortex / B'stone	9			1:04.812	0
2	14	Tony Kart Racing Team	ITA	Camponeschi, Flavio	ITA	Tony Kart / Vortex / B'stone	9	0.149	0.149	1:04.734	2
3	19	Alpha Karting	FRA	Iglesias, Jérémy	FRA	Alpha Karting / TM Racing / B'stone	9	1.692	1.543	1:05.055	3
4	12	Sodikart	FRA	Kozlinski, Arnaud	FRA	Sodi / TM Racing / B'stone	9	2.079	0.387	1:05.086	4
5	11	Sodikart	FRA	Abbase, Anthony	FRA	Sodi / TM Racing / B'stone	9	2.375	0.296	1:05.018	5
6	1	Birel ART Srl	ITA	Dreezen, Rick	BEL	Ricciardo Kart / Parilla / B'stone	9	3.023	0.648	1:05.062	6
7	16	CRG SpA	ITA	Puhakka, Simo	FIN	CRG / Maxter / B'stone	9	3.200	0.177	1:05.010	7
8	23	Kosmic Racing Dept	ITA	Lundberg, Douglas	SWE	Kosmic / Vortex / B'stone	9	3.607	0.407	1:04.997	8
9	6	Pex Racing Team	NLD	Pex, Jorrit	NLD	Intrepid / TM Racing / B'stone	9	3.883	0.276	1:05.038	9
10	15	CRG SpA	ITA	Fore, Davide	ITA	CRG / Maxter / B'stone	9	4.650	0.767	1:05.142	10
11	4	Formula K	ITA	Lammers, Bas	NLD	Formula K / Parilla / B'stone	9	7.543	2.893	1:05.316	11
12	27	GforceRacing	ITA	Carlton, Gary	USA	Intrepid / Modena Engines / B'stone	9	7.841	0.298	1:05.237	12
13	17	Dino Racing A/S	DNK	Kokko, Henri	FIN	Dino Kart / TM Racing / B'stone	9	8.091	0.250	1:05.268	13
14	10	DTK Racing Team Poland	POL	Torsellini, Mirko	ITA	Ricciardo Kart / TM Racing / B'stone	9	8.888	0.797	1:04.975	14
15	28	TBkart Srl	ITA	Habulin, Kristijan	HRV	TB Kart / Modena Engines / B'stone	9	9.716	0.828	1:05.341	15
16	20	BRM Racing	ITA	Buran, Alessandro	ITA	BRM / TM Racing / B'stone	9	10.029	0.313	1:05.436	16
17	2	Praga Kart Racing	CZE	Thonon, Jonathan	BEL	Praga / Parilla / B'stone	9	11.978	1.949	1:05.406	17
18	21	BRM Racing	ITA	Marinelli, Natan	ITA	BRM / TM Racing / B'stone	9	16.890	4.912	1:06.381	18

Leaders : No.3 Ardigo, Marco (1-9)

Start Time : 18/04 - 11:27:21

Best Lap : No.14 Camponeschi, Flavio 1:04.734 94,48 Kph

Weather : Slightly cloudy Air : 19°C Track : Dry

Previous Event Record : No.3 Ardigo, Marco 1:04.887 94,26 Kph



KZ

Qualifying Heat A-B

Lap Chart

For information purposes. No official / regulatory value

	1	2	3	4	5	6	7	8	9	10	11	12	13	14	15	16	17	18
Grid	3	14	16	12	19	1	11	4	23	10	15	28	6	17	2	27	20	21
Start	3	14	12	16	19	1	11	23	6	15	20	4	2	21	17	28	27	10
Lap 1 Interval	3	14 0.1	12 0.3	19 0.2	16 0.3	11 0.1	1 0.1	23 0.4	15 0.2	2 0.2	6 0.4	4 0.6	17 0.8	27 0.1	28 0.3	20 0.3	21 0.0	10 2.3
Lap 2	3	14 0.3	19 0.3	12 0.1	16 0.5	11 0.2	1 0.1	23 0.0	15 0.2	2 0.5	6 0.3	4 0.6	17 0.9	27 0.1	28 0.6	20 0.3	21 0.9	10 1.5
Lap 3	3	14 0.2	19 0.4	12 0.2	16 0.3	11 0.1	1 0.2	23 0.2	15 0.3	6 0.3	4 0.7	27 1.4	17 0.8	2 0.2	28 0.3	20 0.3	21 1.0	10 0.2
Lap 4	3	14 0.3	19 0.4	12 0.2	11 0.4	1 0.3	16 0.5	23 0.2	15 0.1	6 0.1	4 0.7	27 1.4	17 0.8	2 0.2	28 0.5	20 0.3	10 0.9	21 1.2
Lap 5	3	14 0.1	19 0.6	12 0.3	11 0.2	1 0.5	16 0.4	23 0.3	6 0.3	15 0.2	4 0.6	27 1.4	17 0.7	2 0.2	28 0.4	20 0.5	10 0.6	21 2.6
Lap 6	3	14 0.2	19 0.7	12 0.3	11 0.2	1 0.7	16 0.3	23 0.3	6 0.3	15 0.2	4 1.0	27 1.1	17 0.9	28 0.9	20 0.3	10 0.1	2 1.4	21 2.6
Lap 7	3	14 0.3	19 0.8	12 0.4	11 0.2	1 0.5	16 0.3	23 0.3	6 0.4	15 0.4	4 1.3	27 0.9	17 0.9	28 0.9	10 0.0	20 0.5	2 1.5	21 3.2
Lap 8	3	14 0.4	19 1.0	12 0.4	11 0.2	1 0.5	16 0.2	23 0.3	6 0.4	15 0.5	4 2.2	27 0.5	17 0.5	10 0.9	28 0.5	20 0.3	2 1.8	21 4.0
Lap 9	3	14 0.1	19 1.5	12 0.3	11 0.2	1 0.6	16 0.1	23 0.4	6 0.2	15 0.7	4 2.8	27 0.2	17 0.2	10 0.7	28 0.8	20 0.3	2 1.9	21 4.9



Qualifying Heat A-B

Lap Time Analysis

For information purposes. No official / regulatory value

Laps	Sector 1	Sector 2	Sector 3	Lap Time	Laps	Sector 1	Sector 2	Sector 3	Lap Time	Laps	Sector 1	Sector 2	Sector 3	Lap Time
No.1 Dreezen, Rick					9	26.563	18.643	20.720	1:05.926	8	26.261	18.499	20.397	1:05.157
1	28.890	18.936	20.730	1:08.556						9	26.223	18.482	20.381	1:05.086
2	26.591	18.676	20.703	1:05.970	No.6 Pex, Jorrit					No.14 Camponeschi, Flavio				
3	26.386	18.604	20.434	1:05.424	1	28.959	19.305	20.991	1:09.255	1	28.690	18.902	20.721	1:08.313
4	26.331	18.538	20.387	1:05.256	2	26.539	18.581	20.501	1:05.621	2	26.630	18.691	20.555	1:05.876
5	26.226	18.600	20.413	1:05.239	3	26.376	18.472	20.373	1:05.221	3	26.357	18.569	20.379	1:05.305
6	26.272	18.532	20.371	1:05.175	4	26.227	18.449	20.710	1:05.386	4	26.377	18.494	20.264	1:05.135
7	26.196	18.498	20.368	1:05.062	5	26.447	18.541	20.348	1:05.336	5	26.227	18.497	20.242	1:04.966
8	26.207	18.490	20.412	1:05.109	6	26.318	18.501	20.299	1:05.118	6	26.199	18.456	20.242	1:04.897
9	26.298	18.491	20.454	1:05.243	7	26.219	18.431	20.388	1:05.038	7	26.283	18.489	20.212	1:04.984
No.2 Thonon, Jonathan					8	26.222	18.474	20.387	1:05.083	8	26.203	18.425	20.280	1:04.908
1	28.378	19.027	20.813	1:08.218	9	26.243	18.447	20.354	1:05.044	9	26.173	18.398	20.163	1:04.734
2	26.533	18.716	20.509	1:05.758	No.10 Torsellini, Mirko					No.15 Fore, Davide				
3	29.470	18.804	20.601	1:08.875	1		19.092	20.755	1:11.961	1	28.489	19.022	20.927	1:08.438
4	26.366	18.572	20.468	1:05.406	2	26.854	18.680	20.521	1:06.055	2	26.398	18.638	20.495	1:05.531
5	26.424	18.589	20.428	1:05.441	3	26.591	18.472	20.346	1:05.409	3	26.683	18.586	20.439	1:05.708
6	26.449	18.526	22.985	1:07.960	4	26.439	18.433	20.264	1:05.136	4	26.274	18.509	20.848	1:05.631
7	26.507	18.685	20.572	1:05.764	5	26.387	18.470	20.388	1:05.245	5	26.555	18.754	20.417	1:05.726
8	26.523	18.628	20.526	1:05.677	6	26.339	18.347	20.297	1:04.983	6	26.240	18.560	20.342	1:05.142
9	26.447	18.589	20.519	1:05.555	7	26.243	18.408	20.324	1:04.975	7	26.229	18.583	20.340	1:05.152
No.3 Ardigo, Marco					8	26.379	18.463	20.301	1:05.143	8	26.335	18.504	20.410	1:05.249
1	28.717	18.748	20.819	1:08.284	9	26.410	18.425	20.354	1:05.189	9	26.335	18.529	20.380	1:05.244
2	26.605	18.598	20.517	1:05.720	No.11 Abbasse, Anthony					No.16 Puhakka, Simo				
3	26.444	18.583	20.387	1:05.414	1	28.627	18.969	20.685	1:08.281	1	28.902	18.898	20.774	1:08.574
4	26.288	18.474	20.312	1:05.074	2	26.600	18.553	20.896	1:06.049	2	26.577	18.658	20.763	1:05.998
5	26.317	18.476	20.287	1:05.080	3	26.305	18.516	20.443	1:05.264	3	26.297	18.565	20.459	1:05.321
6	26.154	18.388	20.291	1:04.833	4	26.247	18.467	20.449	1:05.163	4	26.590	18.844	20.768	1:06.202
7	26.213	18.387	20.273	1:04.873	5	26.206	18.424	20.388	1:05.018	5	26.320	18.534	20.323	1:05.177
8	26.080	18.404	20.328	1:04.812	6	26.173	18.440	20.420	1:05.033	6	26.219	18.592	20.270	1:05.081
9	26.214	18.444	20.391	1:05.049	7	26.291	18.505	20.416	1:05.212	7	26.221	18.433	20.356	1:05.010
No.4 Lammers, Bas					8	26.237	18.484	20.430	1:05.151	8	26.252	18.477	20.359	1:05.088
1	29.125	19.240	20.988	1:09.353	9	26.170	18.476	20.476	1:05.122	9	26.267	18.465	20.390	1:05.122
2	26.607	18.602	20.450	1:05.659	No.12 Kozlinski, Arnaud					No.17 Kokko, Henri				
3	26.288	18.506	20.522	1:05.316	1	28.646	18.927	20.709	1:08.282	1	28.618	19.416	21.862	1:09.896
4	26.294	18.591	20.541	1:05.426	2	26.527	18.692	20.821	1:06.040	2	26.681	18.644	20.496	1:05.821
5	26.316	18.609	20.510	1:05.435	3	26.455	18.580	20.433	1:05.468	3	27.310	18.779	20.549	1:06.638
6	26.391	18.518	20.674	1:05.583	4	26.341	18.523	20.367	1:05.231	4	26.425	18.507	20.491	1:05.423
7	26.321	18.614	20.547	1:05.482	5	26.278	18.528	20.378	1:05.184	5	26.337	18.551	20.491	1:05.379
8	26.542	18.730	20.802	1:06.074	6	26.198	18.489	20.413	1:05.100	6	26.378	18.563	20.501	1:05.442
					7	26.318	18.457	20.383	1:05.158					



KZ

Qualifying Heat A-B

Lap Time Analysis

For information purposes. No official / regulatory value

Laps	Sector 1	Sector 2	Sector 3	Lap Time	Laps	Sector 1	Sector 2	Sector 3	Lap Time
7	26.332	18.544	20.416	1:05.292	6	26.245	18.483	20.375	1:05.103
8	26.262	18.526	20.480	1:05.268	7	26.171	18.475	20.351	1:04.997
9	26.326	18.533	20.493	1:05.352	8	26.237	18.452	20.419	1:05.108
No.19 Iglesias, Jérémy					9	26.264	18.498	20.406	1:05.168
1	28.427	18.936	20.752	1:08.115	No.27 Carlton, Gary				
2	26.501	18.607	20.596	1:05.704	1	28.780	18.980	21.701	1:09.461
3	26.320	18.582	20.440	1:05.342	2	26.728	18.636	20.435	1:05.799
4	26.235	18.513	20.449	1:05.197	3	26.656	18.606	20.361	1:05.623
5	26.272	18.541	20.296	1:05.109	4	26.385	18.600	20.462	1:05.447
6	26.199	18.452	20.425	1:05.076	5	26.467	18.576	20.435	1:05.478
7	26.204	18.463	20.388	1:05.055	6	26.369	18.551	20.356	1:05.276
8	26.246	18.519	20.386	1:05.151	7	26.312	18.525	20.400	1:05.237
9	26.259	18.476	20.444	1:05.179	8	26.461	18.655	20.540	1:05.656
No.20 Buran, Alessandro					9	26.561	18.611	20.524	1:05.696
1	28.764	19.902	22.373	1:11.039	No.28 Habulin, Kristijan				
2	26.764	18.725	20.597	1:06.086	1	29.305	19.367	21.373	1:10.045
3	26.735	18.811	20.944	1:06.490	2	26.751	18.722	20.610	1:06.083
4	26.445	18.659	20.446	1:05.550	3	26.962	18.692	20.858	1:06.512
5	26.395	18.646	20.504	1:05.545	4	26.355	18.636	20.529	1:05.520
6	26.373	18.560	20.522	1:05.455	5	26.275	18.595	20.471	1:05.341
7	26.633	18.631	20.465	1:05.729	6	26.396	18.742	20.549	1:05.687
8	26.325	18.648	20.466	1:05.439	7	26.262	18.618	20.463	1:05.343
9	26.386	18.612	20.438	1:05.436	8	26.668	18.614	20.476	1:05.758
No.21 Marinelli, Natan					9	26.381	18.583	20.537	1:05.501
1	29.422	19.733	21.672	1:10.827	No.23 Lundberg, Douglas				
2	27.117	18.954	20.853	1:06.924	1	28.783	19.037	20.727	1:08.547
3	26.983	18.837	20.818	1:06.638	2	26.432	18.548	20.613	1:05.593
4	27.155	18.790	20.762	1:06.707	3	26.705	18.532	20.375	1:05.612
5	26.975	18.781	20.821	1:06.577	4	26.318	18.555	20.888	1:05.761
6	26.843	18.817	20.721	1:06.381	5	26.339	18.470	20.475	1:05.284
7	26.865	18.808	20.751	1:06.424					
8	26.845	18.833	20.737	1:06.415					
9	26.803	18.875	20.769	1:06.447					



Qualifying Heat A-B

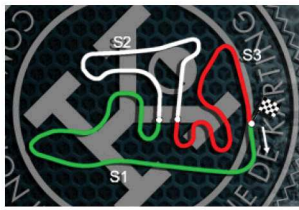
Starting Grid

Subject to scrutineering & sporting investigations

20	Buran, Alessandro BRM / TM Racing / B'stone		9	21	Marinelli, Natan BRM / TM Racing / B'stone	
2	Thonon, Jonathan Praga / Parilla / B'stone		8	27	Carlton, Gary Intrepid / Modena Engines / B'stone	
6	Pex, Jorrit Intrepid / TM Racing / B'stone		7	17	Kokko, Henri Dino Kart / TM Racing / B'stone	
15	Fore, Davide CRG / Maxter / B'stone		6	28	Habulin, Kristijan TB Kart / Modena Engines / B'stone	
23	Lundberg, Douglas Kosmic / Vortex / B'stone		5	10	Torsellini, Mirko Ricciardo Kart / TM Racing / B'stone	
11	Abbasse, Anthony Sodi / TM Racing / B'stone		4	4	Lammers, Bas Formula K / Parilla / B'stone	
19	Iglesias, Jérémy Alpha Karting / TM Racing / B'stone		3	1	Dreezen, Rick Ricciardo Kart / Parilla / B'stone	
16	Puhakka, Simo CRG / Maxter / B'stone		2	12	Kozlinski, Arnaud Sodi / TM Racing / B'stone	
3	Ardigo, Marco Tony Kart / Vortex / B'stone		1	14	Camponeschi, Flavio Tony Kart / Vortex / B'stone	

POLE POSITION





Sarno 15 - 19.04.2015



KZ

CIK-FIA European Championship (Rd1)



Qualifying **Practice**





KZ



KZ

Qualifying Practice (QP)

Document 24.1 OFFICIAL

Results

Subject to scrutineering & sporting investigations

Rnk	No.	Entrant	Nat	Driver	Nat	QPS1	QPS2	Time	Gap	Laps	Group
1	3	Tony Kart Racing Team		Ardigo, Marco		-	1:04.887	1:04.887		5	A
2	14	Tony Kart Racing Team		Camponeschi, Flavio		-	1:04.942	1:04.942	0.055	5	B
3	9	Mad-Croc Karting		Hanley, Ben		1:04.943	-	1:04.943	0.056	6	C
4	16	CRG SpA		Puhakka, Simo		1:05.105	-	1:05.105	0.218	6	A
5	12	Sodikart		Kozlinski, Arnaud		1:05.142	-	1:05.142	0.255	6	B
6	8	Praga Kart Racing		Hajek, Patrik		1:05.169	-	1:05.169	0.282	6	C
7	19	Alpha Karting		Iglesias, Jérémy		1:05.180	-	1:05.180	0.293	6	A
8	1	Birel ART Srl		Dreezen, Rick		1:05.212	-	1:05.212	0.325	6	B
9	26	Dalè, Andrea		Dalè, Andrea		-	1:05.216	1:05.216	0.329	5	C
10	11	Sodikart		Abbase, Anthony		-	1:05.230	1:05.230	0.343	5	A
11	4	Formula K		Lammers, Bas		-	1:05.232	1:05.232	0.345	5	B
12	7	CRG SpA		De Conto, Paolo		1:05.267	-	1:05.267	0.380	6	C
13	23	Kosmic Racing Dept		Lundberg, Douglas		1:05.274	-	1:05.274	0.387	6	A
14	10	DTK Racing Team Poland		Torsellini, Mirko		-	1:05.291	1:05.291	0.404	5	B
15	22	Kosmic Racing Dept		Backman, Andreas		-	1:05.352	1:05.352	0.465	5	C
16	15	CRG SpA		Fore, Davide		-	1:05.373	1:05.373	0.486	5	A
17	28	TBkart Srl		Habulin, Kristijan		1:05.449	-	1:05.449	0.562	6	B
18	5	Birel ART Srl		Lennox-Lamb, Jordon		1:05.461	-	1:05.461	0.574	6	C
19	6	Pex Racing Team		Pex, Jorrit		-	1:05.488	1:05.488	0.601	5	A
20	17	Dino Racing A/S		Kokko, Henri		-	1:05.524	1:05.524	0.637	5	B
21	24	Birel ART Srl		Paauwe, Menno		1:05.680	-	1:05.680	0.793	6	C
22	2	Praga Kart Racing		Thonon, Jonathan		-	1:05.723	1:05.723	0.836	5	A
23	27	GforceRacing		Carlton, Gary		-	1:05.768	1:05.768	0.881	5	B
24	18	Kuovi, Jan		Kuovi, Jan		-	1:06.546	1:06.546	1.659	5	C

Not Classified

	20	BRM Racing		Buran, Alessandro		Excluded	-				A
	21	BRM Racing		Marinelli, Natan		Excluded	-				B

Gap Between Series : 100.09%



Sarno 15 - 19.04.2015



KZ



CIK-FIA European Championship (Rd1)

KZ

Qualifying Practice Series 2 (QPS2)

Document 23

Results

Subject to scrutineering & sporting investigations

Rnk	No.	Entrant	Nat	Driver	Nat	Equipment	Sector 1	Sector 2	Sector 3	Time	Gap	Laps
1	3	Tony Kart Racing Team	ITA	Ardigo, Marco	ITA	Tony Kart / Vortex / B'stone	26.187	18.470	20.230	1:04.887		5
2	14	Tony Kart Racing Team	ITA	Camponeschi, Flavio	ITA	Tony Kart / Vortex / B'stone	26.215	18.438	20.289	1:04.942	0.055	5
3	26	Dalè, Andrea	ITA	Dalè, Andrea	ITA	CRG / Maxter / B'stone	26.226	18.570	20.420	1:05.216	0.329	5
4	11	Sodikart	FRA	Abbase, Anthony	FRA	Sodi / TM Racing / B'stone	26.350	18.512	20.368	1:05.230	0.343	5
5	4	Formula K	ITA	Lammers, Bas	NLD	Formula K / Parilla / B'stone	26.229	18.451	20.552	1:05.232	0.345	5
6	10	DTK Racing Team Poland	POL	Torsellini, Mirko	ITA	Ricciardo Kart / TM Racing / B'stone	26.346	18.477	20.468	1:05.291	0.404	5
7	22	Kosmic Racing Dept	ITA	Backman, Andreas	SWE	Kosmic / Vortex / B'stone	26.332	18.532	20.488	1:05.352	0.465	5
8	15	CRG SpA	ITA	Fore, Davide	ITA	CRG / Maxter / B'stone	26.384	18.496	20.493	1:05.373	0.486	5
9	6	Pex Racing Team	NLD	Pex, Jorrit	NLD	Intrepid / TM Racing / B'stone	26.506	18.548	20.434	1:05.488	0.601	5
10	17	Dino Racing A/S	DNK	Kokko, Henri	FIN	Dino Kart / TM Racing / B'stone	26.404	18.564	20.556	1:05.524	0.637	5
11	2	Praga Kart Racing	CZE	Thonon, Jonathan	BEL	Praga / Parilla / B'stone	26.485	18.683	20.555	1:05.723	0.836	5
12	27	GforceRacing	ITA	Carlton, Gary	USA	Intrepid / Modena Engines / B'stone	26.716	18.609	20.443	1:05.768	0.881	5
13	18	Kuovi, Jan	FIN	Kuovi, Jan	FIN	Parolin / TM Racing / B'stone	26.926	18.839	20.781	1:06.546	1.659	5

Start Time : 17/04 - 18:19:33

Best Lap : No.3 Ardigo, Marco

1:04.887 94,26 Kph

Weather : Sunny Air : 23°C Track : Dry

Previous Event Record : No.9 Hanley, Ben

1:04.943 94,18 Kph

Sarno (ITA) 16-19/04/2015



Qualifying Practice Series 2 (QPS2)

For information purposes. No official / regulatory value

Best Sectors Analysis

S1			S2			S3		
Rnk	No.	Time	Rnk	No.	Time	Rnk	No.	Time
1	3	26.136	1	14	18.438	1	3	20.230
2	14	26.215	2	4	18.451	2	14	20.289
3	26	26.226	3	3	18.470	3	26	20.359
4	4	26.229	4	10	18.477	4	11	20.368
5	15	26.283	5	15	18.496	5	6	20.434
6	10	26.288	6	11	18.512	6	22	20.435
7	11	26.325	7	22	18.532	7	27	20.443
8	22	26.332	8	6	18.548	8	10	20.466
9	17	26.404	9	17	18.559	9	4	20.467
10	2	26.485	10	26	18.570	10	15	20.493
11	27	26.499	11	2	18.594	11	2	20.506
12	6	26.506	12	27	18.609	12	17	20.539
13	18	26.926	13	18	18.806	13	18	20.678

Ideal Lap Times									
Rnk	No.	Driver	Nat	Ideal Lap	Best Lap	Diff.			
1	3	Ardigo, Marco	ITA	1:04.836	1:04.887	0.051			
2	14	Camponeschi, Flavio	ITA	1:04.942	1:04.942				
3	4	Lammers, Bas	NLD	1:05.147	1:05.232	0.085			
4	26	Dalè, Andrea	ITA	1:05.155	1:05.216	0.061			
5	11	Abbasse, Anthony	FRA	1:05.205	1:05.230	0.025			
6	10	Torsellini, Mirko	ITA	1:05.231	1:05.291	0.060			
7	15	Fore, Davide	ITA	1:05.272	1:05.373	0.101			
8	22	Backman, Andreas	SWE	1:05.299	1:05.352	0.053			
9	6	Pex, Jorrit	NLD	1:05.488	1:05.488				
10	17	Kokko, Henri	FIN	1:05.502	1:05.524	0.022			
11	27	Carlton, Gary	USA	1:05.551	1:05.768	0.217			
12	2	Thonon, Jonathan	BEL	1:05.585	1:05.723	0.138			
13	18	Kuovi, Jan	FIN	1:06.410	1:06.546	0.136			



Qualifying Practice Series 2 (QPS2)

Lap Time Analysis

For information purposes. No official / regulatory value

Laps	Sector 1	Sector 2	Sector 3	Lap Time	Laps	Sector 1	Sector 2	Sector 3	Lap Time	Laps	Sector 1	Sector 2	Sector 3	Lap Time	
No.2 Thonon, Jonathan					2	26.847	18.637	20.593	1:06.077	4	27.247	18.623	20.532	1:06.402	
1	30.185	20.976	22.044	1:13.205	3	26.307	18.458	20.506	1:05.271	5	26.716	18.609	20.443	1:05.768	
2	27.933	19.672	20.863	1:08.468	4	26.337	18.563	20.395	1:05.295						
3	26.485	18.683	20.555	1:05.723	5	26.215	18.438	20.289	1:04.942						
4	27.096	18.634	20.506	1:06.236											
5	26.766	18.594	20.510	1:05.870											
No.3 Ardigo, Marco					No.15 Fore, Davide										
1	27.601	19.015	20.793	1:07.409	1	27.607	19.288	21.383	1:08.278						
2	26.487	18.538	20.390	1:05.415	2	26.650	18.606	20.591	1:05.847						
3	26.136	18.472	20.329	1:04.937	3	26.384	18.496	20.493	1:05.373						
4	26.217	18.470	20.238	1:04.925	4	26.464	18.603	20.594	1:05.661						
5	26.187	18.470	20.230	1:04.887	5	26.283	18.526	20.564	1:05.373						
No.4 Lammers, Bas					No.17 Kokko, Henri										
1	28.851	22.646	25.826	1:17.323	1	27.412	20.170	21.574	1:09.156						
2	26.826	18.631	20.502	1:05.959	2	26.565	18.682	20.539	1:05.786						
3	26.287	18.468	20.490	1:05.245	3	26.404	18.564	20.556	1:05.524						
4	26.373	18.497	20.467	1:05.337	4	26.438	18.562	20.585	1:05.585						
5	26.229	18.451	20.552	1:05.232	5	26.509	18.559	20.615	1:05.683						
No.6 Pex, Jorrit					No.18 Kuovi, Jan										
1	28.150	19.284	21.095	1:08.529	1	29.086	19.198	21.755	1:10.039						
2	26.953	18.815	20.601	1:06.369	2	27.141	18.891	21.022	1:07.054						
3	26.545	18.694	20.503	1:05.742	3	27.070	18.889	27.711	1:13.670						
4	26.529	18.686	20.503	1:05.718	4	27.593	18.806	20.678	1:07.077						
5	26.506	18.548	20.434	1:05.488	5	26.926	18.839	20.781	1:06.546						
No.10 Torsellini, Mirko					No.22 Backman, Andreas										
1	28.832	24.148	21.675	1:14.655	1	28.056	22.283	22.658	1:12.997						
2	26.744	18.668	20.613	1:06.025	2	27.287	18.742	20.611	1:06.640						
3	26.288	18.554	20.780	1:05.622	3	26.529	18.641	20.750	1:05.920						
4	26.346	18.477	20.468	1:05.291	4	26.813	18.670	20.435	1:05.918						
5	26.419	18.486	20.466	1:05.371	5	26.332	18.532	20.488	1:05.352						
No.11 Abbasse, Anthony					No.26 Dalè, Andrea										
1	27.105	19.409	20.874	1:07.388	1	26.907	20.228	21.365	1:08.500						
2	26.667	18.687	20.803	1:06.157	2	26.452	20.751	21.272	1:08.475						
3	26.325	18.618	20.487	1:05.430	3	26.329	18.615	20.688	1:05.632						
4	26.372	19.407	21.528	1:07.307	4	26.226	18.570	20.420	1:05.216						
5	26.350	18.512	20.368	1:05.230	5	26.247	18.659	20.359	1:05.265						
No.14 Camponeschi, Flavio					No.27 Carlton, Gary										
1	28.813	26.819	21.844	1:17.476	1	27.254	18.877	20.988	1:07.119						
					2	26.719	18.713	20.625	1:06.057						
					3	26.499	19.235	21.204	1:06.938						



Sarno 15 - 19.04.2015



KZ



CIK-FIA European Championship (Rd1)

KZ

Qualifying Practice Series 1 (QPS1)

Document 22.1

Results

Subject to scrutineering & sporting investigations

Rnk	No.	Entrant	Nat	Driver	Nat	Equipment	Sector 1	Sector 2	Sector 3	Time	Gap	Laps
1	9	Mad-Croc Karting	ITA	Hanley, Ben	GBR	Croc Promotions / TM Racing / B'stone	26.135	18.491	20.317	1:04.943		6
2	16	CRG SpA	ITA	Puhakka, Simo	FIN	CRG / Maxter / B'stone	26.239	18.497	20.369	1:05.105	0.162	6
3	12	Sodikart	FRA	Kozlinski, Arnaud	FRA	Sodi / TM Racing / B'stone	26.260	18.519	20.363	1:05.142	0.199	6
4	8	Praga Kart Racing	CZE	Hajek, Patrik	CZE	Praga / Parilla / B'stone	26.260	18.500	20.409	1:05.169	0.226	6
5	19	Alpha Karting	FRA	Iglesias, Jérémy	FRA	Alpha Karting / TM Racing / B'stone	26.279	18.564	20.337	1:05.180	0.237	6
6	1	Birel ART Srl	ITA	Dreezen, Rick	BEL	Ricciardo Kart / Parilla / B'stone	26.242	18.592	20.378	1:05.212	0.269	6
7	7	CRG SpA	ITA	De Conto, Paolo	ITA	CRG / Maxter / B'stone	26.283	18.646	20.338	1:05.267	0.324	6
8	23	Kosmic Racing Dept	ITA	Lundberg, Douglas	SWE	Kosmic / Vortex / B'stone	26.301	18.550	20.423	1:05.274	0.331	6
9	28	TBkart Srl	ITA	Habulin, Kristijan	HRV	TB Kart / Modena Engines / B'stone	26.290	18.631	20.528	1:05.449	0.506	6
10	5	Birel ART Srl	ITA	Lennox-Lamb, Jordon	GBR	Birel Art / Parilla / B'stone	26.395	18.602	20.464	1:05.461	0.518	6
11	24	Birel ART Srl	ITA	Paauwe, Menno	NLD	Birel Art / TM Racing / B'stone	26.494	18.639	20.547	1:05.680	0.737	6

Not Classified

	20	BRM Racing	ITA	Buran, Alessandro	ITA	BRM / TM Racing / B'stone	26.655	18.723	20.555	Excluded		
	21	BRM Racing	ITA	Marinelli, Natan	ITA	BRM / TM Racing / B'stone	26.806	18.824	20.687	Excluded		

No.20 Buran, Alessandro : Excluded for technical non conformity. According to Stewards' Decision No.20.

No.21 Marinelli, Natan : Excluded for technical non conformity. According to Stewards' Decision No.21.

Start Time : 17/04 - 18:04:35

Best Lap : No.9 Hanley, Ben

1:04.943

94,18 Kph

Weather : Sunny Air : 23°C Track : Dry

Sarno (ITA) 16-19/04/2015



DOCUMENT N° 21
DÉCISION DES COMMISSAIRES SPORTIFS
STEWARDS' DECISION

PÉNALITÉ INFLIGÉE AU CONCURRENT (NOM) : **BRM Racing**
PENALTY INFLICTED UPON THE ENTRANT (NAME):

NATIONALITÉ / NATIONALITY: **ITA**

N°: **21** PILOTE : **Marinelli, Natan**
No.: *DRIVER:*

Concerne la partie de l'Épreuve : **KZ - Qualifying Practice Series 1**
Concerns the part of the event:

ÉNONCÉ / STATEMENT:
Exclusion from Qualifying Practice.

MOTIF / REASON:
After the Qualifying Practice, the kart no. 21 was checked with technical non conformity regarding the Stamp on the axle (reported by the Technical Delegate). Having considered the report from Technical Delegate and after hearing the Entrant concerned, the Steward feel that this fact contravenes art 2.3.4.3 CIK Technical Regulations. The Steward take this decision in accordance with art 12.2 and 12.3 FIA International Sporting Code.

Décision annoncée Date / Date: **17/04/2015** Heure / Time: **18:55**
Decision announced

Nom / Name Signature

Président du Collège / Chairman of the Panel:
Philippe LACKMAN (BEL) :

Membres du Collège / Members of the Panel:
Horst SEIDEL (DEU) :

Giovanni VALENTINO (ITA) :

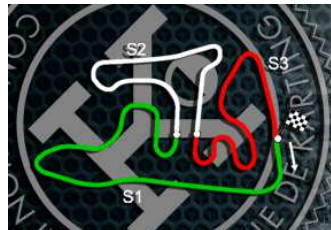
NOTIFICATION AU CONCURRENT CONCERNÉ / NOTIFICATION TO THE RELEVANT ENTRANT

Je soussigné :
I undersigned: Nom personnel / personal name

Représentant du Concurrent : **BRM Racing**
Representing the Entrant: Nom du Concurrent / Entrant's name

Certifie avoir reçu notification du document N° **21** des Commissaires Sportifs de l'Épreuve.
Certify that I have been notified of document No. *by the Stewards of the Meeting.*

Date : Heure / Time: Signature :



Sarno 15 - 19.04.2015



KZ



CIK-FIA European Championship (Rd1)

DOCUMENT N° 20

DÉCISION DES COMMISSAIRES SPORTIFS STEWARDS' DECISION

PÉNALITÉ INFLIGÉE AU CONCURRENT (NOM) : **BRM Racing**
PENALTY INFLICTED UPON THE ENTRANT (NAME):

NATIONALITÉ / NATIONALITY: **ITA**

N°: **20**
No.:

PILOTE : **Buran, Alessandro**
DRIVER :

Concerne la partie de l'Épreuve : **KZ - Qualifying Practice Series 1**
Concerns the part of the event:

ÉNONCÉ / STATEMENT:

Exclusion from Qualifying Practice.

MOTIF / REASON:

After the Qualifying Practice, the kart no. 20 was checked with technical non conformity regarding the Stamp on the axle (reported by the Technical Delegate). Having considered the report from Technical Delegate and after hearing the Entrant concerned, the Steward feel that this fact contravenes art 2.3.4.3 CIK Technical Regulations. The Steward take this decision in accordance with art 12.2 and 12.3 FIA International Sporting Code.

Décision annoncée
Decision announced

Date / Date: **17/04/2015**

Heure / Time: **18:49**

Nom / Name

Signature

Président du Collège / Chairman of the Panel:

Philippe LACKMAN (BEL) :

Membres du Collège / Members of the Panel:

Horst SEIDEL (DEU) :

Giovanni VALENTINO (ITA) :

NOTIFICATION AU CONCURRENT CONCERNÉ / NOTIFICATION TO THE RELEVANT ENTRANT

Je soussigné :
I undersigned: Nom personnel / personal name

Représentant du Concurrent : **BRM Racing**
Representing the Entrant: Nom du Concurrent / Entrant's name

Certifie avoir reçu notification du document N° **20** des Commissaires Sportifs de l'Épreuve.
Certify that I have been notified of document No. by the Stewards of the Meeting.

Date : Heure / Time: Signature :

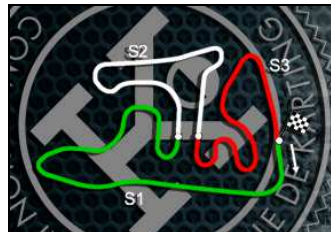


Qualifying Practice Series 1 (QPS1)

For information purposes. No official / regulatory value

Best Sectors Analysis

S1			S2			S3			Ideal Lap Times						
Rnk	No.	Time	Rnk	No.	Time	Rnk	No.	Time	Rnk	No.	Driver	Nat	Ideal Lap	Best Lap	Diff.
1	9	26.109	1	9	18.491	1	9	20.317	1	9	Hanley, Ben		1:04.917	1:04.943	0.026
2	16	26.239	2	19	18.494	2	19	20.337	2	16	Puhakka, Simo		1:05.105	1:05.105	
3	1	26.242	3	16	18.497	3	7	20.338	3	19	Iglesias, Jérémy		1:05.110	1:05.180	0.070
4	12	26.260	4	8	18.498	4	12	20.358	4	12	Kozlinski, Arnaud		1:05.132	1:05.142	0.010
4	8	26.260	5	12	18.514	5	16	20.369	5	1	Dreezen, Rick		1:05.145	1:05.212	0.067
6	19	26.279	6	1	18.525	6	1	20.378	6	8	Hajek, Patrik		1:05.167	1:05.169	0.002
7	7	26.283	7	23	18.550	7	8	20.409	7	7	De Conto, Paolo		1:05.267	1:05.267	
8	28	26.290	8	28	18.568	8	23	20.423	8	23	Lundberg, Douglas		1:05.268	1:05.274	0.006
9	23	26.295	9	24	18.581	9	28	20.424	9	28	Habulin, Kristijan		1:05.282	1:05.449	0.167
10	5	26.395	10	5	18.593	10	5	20.432	10	5	Lennox-Lamb, Jordon		1:05.420	1:05.461	0.041
11	24	26.494	11	7	18.646	11	24	20.547	11	24	Paauwe, Menno		1:05.622	1:05.680	0.058



KZ

Qualifying Practice Series 1 (QPS1)

Lap Time Analysis

For information purposes. No official / regulatory value

Laps	Sector 1	Sector 2	Sector 3	Lap Time	Laps	Sector 1	Sector 2	Sector 3	Lap Time	Laps	Sector 1	Sector 2	Sector 3	Lap Time
No.1 Dreezen, Rick					3	26.488	18.567	20.422	1:05.477	6	26.295	18.564	20.456	1:05.315
1	29.961	20.003	21.008	1:10.972	4	26.260	18.519	20.363	1:05.142	No.24 Paauwe, Menno				
2	26.947	18.751	20.476	1:06.174	5	26.289	18.518	20.384	1:05.191	1	30.128	22.858	21.346	1:14.332
3	26.540	18.525	20.430	1:05.495	6	26.383	18.514	20.358	1:05.255	2	27.008	18.762	20.620	1:06.390
4	26.442	18.542	20.390	1:05.374	No.16 Puhakka, Simo					3	26.652	18.767	20.683	1:06.102
5	27.890	18.638	20.541	1:07.069	1	29.429	20.615	21.888	1:11.932	4	26.561	18.587	20.605	1:05.753
6	26.242	18.592	20.378	1:05.212	2	28.000	19.159	21.657	1:08.816	5	26.494	18.639	20.547	1:05.680
No.5 Lennox-Lamb, Jordon					3	26.566	18.718	20.560	1:05.844	6	26.534	18.581	20.568	1:05.683
1	29.873	20.130	21.022	1:11.025	4	27.457	18.782	20.484	1:06.723	No.28 Habulin, Kristijan				
2	26.759	18.778	20.643	1:06.180	5	26.274	18.507	20.453	1:05.234	1	33.776	21.696	21.971	1:17.443
3	26.556	18.593	20.563	1:05.712	6	26.239	18.497	20.369	1:05.105	2	27.506	19.156	21.635	1:08.297
4	26.395	18.602	20.464	1:05.461	No.19 Iglesias, Jérémy					3	26.695	18.749	20.512	1:05.956
5	26.456	18.614	20.494	1:05.564	1	33.659	19.314	20.969	1:13.942	4	26.376	18.628	20.459	1:05.463
6	26.457	18.612	20.432	1:05.501	2	26.763	18.844	20.716	1:06.323	5	26.520	18.568	20.424	1:05.512
No.7 De Conto, Paolo					3	26.316	18.656	20.614	1:05.586	6	26.290	18.631	20.528	1:05.449
1	33.998	19.684	21.627	1:15.309	4	26.345	18.619	20.420	1:05.384	No.20 Buran, Alessandro				
2	27.608	19.119	20.885	1:07.612	5	26.335	18.494	20.382	1:05.211	1	29.163	20.098	21.847	1:11.108
3	26.479	18.778	20.513	1:05.770	6	26.279	18.564	20.337	1:05.180	2	27.483	19.072	20.988	1:07.543
4	26.372	18.646	20.390	1:05.408	No.21 Marinelli, Natan					3	27.103	18.864	20.676	1:06.643
5	26.323	18.668	20.368	1:05.359	1	28.832	19.431	20.981	1:09.244	4	26.749	18.843	20.659	1:06.251
6	26.283	18.646	20.338	1:05.267	2	27.042	19.172	20.956	1:07.170	5	26.709	18.825	20.621	1:06.155
No.8 Hajek, Patrik					3	26.655	18.723	20.555	1:05.933	6	26.655	18.723	20.555	1:05.933
1	29.308	19.592	21.083	1:09.983	No.23 Lundberg, Douglas					1	35.719	20.107	21.709	1:17.535
2	28.217	19.297	20.914	1:08.428	1	28.832	19.431	20.981	1:09.244	2	27.455	18.939	20.695	1:07.089
3	26.638	18.714	20.560	1:05.912	2	27.042	19.172	20.956	1:07.170	3	26.549	18.734	20.692	1:05.975
4	26.414	18.581	20.441	1:05.436	3	26.884	18.815	20.733	1:06.432	4	26.414	18.605	20.514	1:05.533
5	26.346	18.498	20.439	1:05.283	4	26.806	18.824	20.687	1:06.317	5	26.301	18.550	20.423	1:05.274
6	26.260	18.500	20.409	1:05.169	5	26.979	18.808	20.651	1:06.438	No.12 Kozlinski, Arnaud				
No.9 Hanley, Ben					6	27.135	18.849	20.698	1:06.682	1	29.355	19.315	20.815	1:09.485
1	28.635	19.202	21.004	1:08.841	No.12 Kozlinski, Arnaud					2	26.610	23.205	21.710	1:11.525
2	33.144	19.500	20.957	1:13.601	1	29.355	19.315	20.815	1:09.485	No.12 Kozlinski, Arnaud				
3	26.431	18.716	20.475	1:05.622	2	26.610	23.205	21.710	1:11.525	No.12 Kozlinski, Arnaud				
4	26.268	18.524	20.394	1:05.186	No.12 Kozlinski, Arnaud					No.12 Kozlinski, Arnaud				
5	26.109	18.513	20.355	1:04.977	No.12 Kozlinski, Arnaud					No.12 Kozlinski, Arnaud				
6	26.135	18.491	20.317	1:04.943	No.12 Kozlinski, Arnaud					No.12 Kozlinski, Arnaud				



Entry & **Participants' List**





No.	Entrant	Nat	Driver	Nat	Equipment
1	Birel ART Srl		Dreezen, Rick		Ricciardo Kart / Parilla / B'stone
2	Praga Kart Racing		Thonon, Jonathan		Praga / Parilla / B'stone
3	Tony Kart Racing Team		Ardigo, Marco		Tony Kart / Vortex / B'stone
4	Formula K		Lammers, Bas		Formula K / Parilla / B'stone
5	Birel ART Srl		Lennox-Lamb, Jordon		Birel Art / Parilla / B'stone
6	Pex Racing Team		Pex, Jorrit		Intrepid / TM Racing / B'stone
7	CRG SpA		De Conto, Paolo		CRG / Maxter / B'stone
8	Praga Kart Racing		Hajek, Patrik		Praga / Parilla / B'stone
9	Mad-Croc Karting		Hanley, Ben		Croc Promotions / TM Racing / B'stone
10	DTK Racing Team Poland		Torsellini, Mirko		Ricciardo Kart / TM Racing / B'stone
11	Sodikart		Abbase, Anthony		Sodi / TM Racing / B'stone
12	Sodikart		Kozlinski, Arnaud		Sodi / TM Racing / B'stone
14	Tony Kart Racing Team		Camponeschi, Flavio		Tony Kart / Vortex / B'stone
15	CRG SpA		Fore, Davide		CRG / Maxter / B'stone
16	CRG SpA		Puhakka, Simo		CRG / Maxter / B'stone
17	Dino Racing A/S		Kokko, Henri		Dino Kart / TM Racing / B'stone
18	Kuovi, Jan		Kuovi, Jan		Parolin / TM Racing / B'stone
19	Alpha Karting		Iglesias, Jérémy		Alpha Karting / TM Racing / B'stone
20	BRM Racing		Buran, Alessandro		BRM / TM Racing / B'stone
21	BRM Racing		Marinelli, Natan		BRM / TM Racing / B'stone
22	Kosmic Racing Dept		Backman, Andreas		Kosmic / Vortex / B'stone
23	Kosmic Racing Dept		Lundberg, Douglas		Kosmic / Vortex / B'stone
24	Birel ART Srl		Paauwe, Menno		Birel Art / TM Racing / B'stone
26	Dalè, Andrea		Dalè, Andrea		CRG / Maxter / B'stone
27	GforceRacing		Carlton, Gary		Intrepid / Modena Engines / B'stone
28	TBkart Srl		Habulin, Kristijan		TB Kart / Modena Engines / B'stone



Sarno 15 - 19.04.2015



KZ



CIK-FIA European Championship (Rd1)

KZ Entry List (27 Drivers)

No.	Entrant	Nat	Driver	Nat	Equipment
1	Birel ART Srl		Dreezen, Rick		Ricciardo Kart / Parilla / B'stone
2	Praga Kart Racing		Thonon, Jonathan		Praga / Parilla / B'stone
3	Tony Kart Racing Team		Ardigo, Marco		Tony Kart / Vortex / B'stone
4	Formula K		Lammers, Bas		Formula K / Parilla / B'stone
5	Birel ART Srl		Lennox-Lamb, Jordon		Birel Art / Parilla / B'stone
6	Pex Racing Team		Pex, Jorrit		Intrepid / TM Racing / B'stone
7	CRG SpA		De Conto, Paolo		CRG / Maxter / B'stone
8	Praga Kart Racing		Hajek, Patrik		Praga / Parilla / B'stone
9	Mad-Croc Karting		Hanley, Ben		Croc Promotions / TM Racing / B'stone
10	DTK Racing Team Poland		Torsellini, Mirko		Ricciardo Kart / TM Racing / B'stone
11	Sodikart		Abbase, Anthony		Sodi / TM Racing / B'stone
12	Sodikart		Kozlinski, Arnaud		Sodi / TM Racing / B'stone
14	Tony Kart Racing Team		Camponeschi, Flavio		Tony Kart / Vortex / B'stone
15	CRG SpA		Fore, Davide		CRG / Maxter / B'stone
16	CRG SpA		Puhakka, Simo		CRG / Maxter / B'stone
17	Dino Racing A/S		Kokko, Henri		Dino Kart / TM Racing / B'stone
18	Kuovi, Jan		Kuovi, Jan		Parolin / TM Racing / B'stone
19	Alpha Karting		Iglesias, Jérémy		Alpha Karting / TM Racing / B'stone
20	BRM Racing		Buran, Alessandro		BRM / TM Racing / B'stone
21	BRM Racing		Marinelli, Natan		BRM / TM Racing / B'stone
22	Kosmic Racing Dept		Backman, Andreas		Kosmic / Vortex / B'stone
23	Kosmic Racing Dept		Lundberg, Douglas		Kosmic / Vortex / B'stone
24	Birel ART Srl		Paauwe, Menno		Birel Art / TM Racing / B'stone
25	Mad-Croc Karting		Tujula, Tuomas		Croc Promotions / TM Racing / B'stone
26	Dalè, Andrea		Dalè, Andrea		CRG / Maxter / B'stone
27	GforceRacing		Carlton, Gary		Intrepid / Modena Engines / B'stone
28	TBkart Srl		Habulin, Kristijan		TB Kart / Modena Engines / B'stone