



Rotax Euro Challenge 2014 Zuera/Spain

Rotax Seniors

Zuera 1,699 Km

Free Practice 1 Even Numbers

18.07.2014 11:15

Practice (10:00 Time) started at 11:15:02

Pos	No.	Name	Nat.	Chassis	Race Team	Laps	Best Tm	Diff	Gap	In Lap	km/h
1	224	Josh Price	GBR	Tonykart	Strawberry Racing	4	1:03.693			1	96,029
2	226	Jessica Backman	SWE	Tonykart	Strawberry Racing	7	1:03.898	0.205	0.205	1	95,721
3	250	Joseph Reilly	GBR	Tonykart	Strawberry Racing	6	1:03.935	0.242	0.037	2	95,666
4	212	Pierce Lehane	GBR	Alonso	Dan Holland Racing	7	1:04.042	0.349	0.107	3	95,506
5	302	Claman Zack Clamande	CAN	Intrepid	Intrepid Driver Program	7	1:04.066	0.373	0.024	1	95,470
6	222	Lars Lamborelle	NLD	Tonykart	Strawberry Racing	7	1:04.107	0.414	0.041	3	95,409
7	204	Martin Mortensen	DNK	Tonykart	RS Competition	7	1:04.250	0.557	0.143	2	95,197
8	258	Vincent Fraise	FRA	Sodikart	Sodikart	8	1:04.382	0.689	0.132	2	95,002
9	208	Glenn Van Parijs	BEL	Tonykart	Bouvin Power	6	1:04.384	0.691	0.002	2	94,999
10	210	Luke Varley	GBR	Birel	KMS Birel Motorsport	7	1:04.428	0.735	0.044	5	94,934
11	214	Bas De Laat	NLD	Gillard	PDB Racing Team	4	1:04.485	0.792	0.057	1	94,850
12	234	Julien Falchero	FRA	Kosmic	Sonic Racing Kart	6	1:04.490	0.797	0.005	2	94,843
13	260	Sam Smelt	GBR	Kosmic	Aim Motorsport	2	1:04.604	0.911	0.114	1	94,675
14	292	Benjamin Bailly	DNK	Tonykart	RS Competition	7	1:04.622	0.929	0.018	2	94,649
15	230	Alessandro Trombelli	ITA	Kosmic	Sinergy Motorsport	7	1:04.660	0.967	0.038	3	94,593
16	328	Taylor Greenfield	PER	Gillard	PDB Racing Team	7	1:04.691	0.998	0.031	5	94,548
17	248	Philip Vollstedt	DNK	Tonykart	RS Competition	6	1:04.775	1.082	0.084	5	94,425
18	218	Petr Bezel	CZE	MS Kart	MS Kart Racing Team	8	1:04.806	1.113	0.031	3	94,380
19	324	Antoni Ptak	POL	Birel	KMS Birel Motorsport	8	1:04.816	1.123	0.010	1	94,366
20	286	Victor Oberg	SWE	Gillard	PDB Racing Team	6	1:04.834	1.141	0.018	3	94,339
21	246	Maksim Shtotland	RUS	FA Kart	Mayak Racing	6	1:04.949	1.256	0.115	4	94,172
22	256	Marc Gonzalez	ESP	Kosmic	Binakart	6	1:04.955	1.262	0.006	1	94,164
23	308	Dionisios Marcu	ROU	CRG	CRG S.P.A.	5	1:05.015	1.322	0.060	5	94,077
24	266	Christian Loft	DNK	Tonykart	RS Competition	6	1:05.077	1.384	0.062	2	93,987
25	220	Abdullah Al Rawahi	OMN	DR	Msport	6	1:05.080	1.387	0.003	1	93,983
26	332	Jakub Kadlcak	CZE	Sodikart	Sodi Race Tech s.r.o.	4	1:05.136	1.443	0.056	3	93,902
27	330	Tomoki Takahasi	JPN	Intrepid	Intrepid Driver Program	8	1:05.171	1.478	0.035	3	93,852
28	228	Nicolas Picot	FRA	Sodikart	Kart Pro Racing	7	1:05.190	1.497	0.019	2	93,824
29	326	Michael Buchholz	ZAF	Intrepid	Intrepid Driver Program	8	1:05.382	1.689	0.192	4	93,549
30	306	Max Aitken	GBR	OTK	KR Sport	6	1:05.511	1.818	0.129	5	93,364
31	296	Jose Sierra	MEX	Tonykart	Kids to Win	7	1:05.618	1.925	0.107	6	93,212
32	334	Faisal Al Zubair	OMN	DR	Msport	5	1:06.082	2.389	0.464	4	92,558





Rotax Euro Challenge 2014 Zuera/Spain

Rotax Seniors

Zuera 1,699 Km

Free Practice 1 Even Numbers

18.07.2014 11:15

Practice (10:00 Time) started at 11:15:02

Lap	Time of Day	Lap Tm	Diff	S1 Tm	S2 Tm	S3 Tm	Lap	Time of Day	Lap Tm	Diff	S1 Tm	S2 Tm	S3 Tm
(224) Josh Price							(208) Glenn Van Parijs						
1	11:18:48.192	1:03.693		20.509	22.545	20.639	1	11:19:07.660	1:04.398	+0.014	20.900	22.616	20.882
2	11:19:52.591	1:04.399	+0.706	20.692	22.976	20.731	2	11:20:12.044	1:04.384		20.811	22.649	20.924
3	11:20:56.448	1:03.857	+0.164	20.514	22.568	20.775	3	11:21:32.268	1:20.224	+15.840	24.327	33.140	22.757
4	11:22:00.598	1:04.150	+0.457	20.784	22.563	20.803	4	11:22:37.075	1:04.807	+0.423	20.909	22.837	21.061
(226) Jessica Backman							(210) Luke Varley						
1	11:18:44.134	1:03.898		20.547	22.641	20.710	1	11:17:17.577	1:04.876	+0.448	21.072	22.758	21.046
2	11:19:48.267	1:04.133	+0.235	20.671	22.578	20.884	2	11:18:22.378	1:04.801	+0.373	21.069	22.720	21.012
3	11:20:52.376	1:04.109	+0.211	20.712	22.586	20.811	3	11:19:26.986	1:04.608	+0.180	20.940	22.690	20.978
4	11:21:57.654	1:05.278	+1.380	21.588	22.682	21.008	4	11:22:28.131	3:01.145	+1:56.717	20.937	22.640	20.982
5	11:23:02.001	1:04.347	+0.449	20.797	22.625	20.925	5	11:23:32.559	1:04.428		20.940	22.574	20.914
6	11:24:06.328	1:04.327	+0.429	20.887	22.607	20.833	6	11:24:37.314	1:04.755	+0.327	20.936	22.861	20.958
7	11:25:10.937	1:04.609	+0.711	21.048	22.570	20.991	7	11:25:43.390	1:06.076	+1.648	21.230	23.785	21.061
(250) Joseph Reilly							(214) Bas De Laat						
1	11:19:05.963	1:04.181	+0.246	20.771	22.622	20.788	1	11:18:44.927	1:04.485		20.665	22.921	20.899
2	11:20:09.898	1:03.935		20.704	22.498	20.733	2	11:19:49.675	1:04.748	+0.263	20.929	22.889	20.930
3	11:21:31.870	1:21.972	+18.037	25.299	35.388	21.285	3	11:20:54.683	1:05.008	+0.523	21.009	22.914	21.085
4	11:22:38.413	1:06.543	+2.608	21.205	23.969	21.369	4	11:21:59.907	1:05.224	+0.739	21.222	22.910	21.092
5	11:23:42.571	1:04.158	+0.223	20.848	22.519	20.791	(234) Julien Falchero						
6	11:24:46.716	1:04.145	+0.210	20.849	22.456	20.840	1	11:18:46.335	1:04.859	+0.369	21.320	22.563	20.976
(212) Pierce Lehane							(260) Sam Smelt						
1	11:18:42.797	1:04.388	+0.346	20.712	22.695	20.981	1	11:18:47.930	1:04.604		20.938	22.834	20.832
2	11:19:46.953	1:04.156	+0.114	20.628	22.525	21.003	2	11:19:53.184	1:05.254	+0.650	21.037	23.229	20.988
3	11:20:50.995	1:04.042		20.644	22.538	20.860	(292) Benjamin Bailly						
4	11:21:55.529	1:04.534	+0.492	20.776	22.756	21.002	1	11:19:11.126	1:04.645	+0.023	20.950	22.812	20.883
5	11:22:59.840	1:04.311	+0.269	20.756	22.618	20.937	2	11:20:15.748	1:04.622		20.766	22.851	21.005
6	11:24:04.160	1:04.320	+0.278	20.828	22.539	20.953	3	11:21:20.664	1:04.916	+0.294	21.045	22.940	20.931
7	11:25:08.464	1:04.304	+0.262	20.839	22.559	20.906	4	11:22:25.523	1:04.859	+0.237	21.012	22.824	21.023
(302) Claman Zack Clamandemelo							(230) Alessandro Trombelli						
1	11:18:45.616	1:04.066		20.608	22.674	20.784	1	11:18:57.945	1:04.966	+0.306	20.826	23.123	21.017
2	11:19:49.774	1:04.158	+0.092	20.628	22.655	20.875	2	11:20:02.868	1:04.923	+0.263	20.818	22.844	21.261
3	11:20:53.929	1:04.155	+0.089	20.677	22.605	20.873	3	11:21:07.528	1:04.660		20.992	22.595	21.073
4	11:21:58.737	1:04.808	+0.742	20.960	22.969	20.879	4	11:22:12.244	1:04.716	+0.056	21.098	22.623	20.995
5	11:23:03.136	1:04.399	+0.333	20.902	22.621	20.876	5	11:23:16.964	1:04.720	+0.060	21.040	22.595	21.085
6	11:24:07.961	1:04.825	+0.759	20.912	22.848	21.065	6	11:24:21.833	1:04.869	+0.209	21.167	22.659	21.043
7	11:25:12.781	1:04.820	+0.754	21.150	22.680	20.990	7	11:25:26.613	1:04.780	+0.120	21.104	22.631	21.045
(222) Lars Lamborelle							(328) Taylor Greenfield						
1	11:18:43.868	1:04.210	+0.103	20.827	22.607	20.776	1	11:18:57.175	1:06.143	+1.452	21.726	23.352	21.065
2	11:19:48.502	1:04.634	+0.527	21.280	22.592	20.762	2	11:20:02.368	1:05.193	+0.502	21.025	23.116	21.052
3	11:20:52.609	1:04.107		20.693	22.638	20.776	3	11:21:07.263	1:04.895	+0.204	21.181	22.754	20.960
4	11:21:57.066	1:04.457	+0.350	20.996	22.601	20.860	4	11:22:12.680	1:05.417	+0.726	21.563	22.841	21.013
5	11:23:01.552	1:04.486	+0.379	20.913	22.660	20.913	5	11:23:17.371	1:04.691		21.079	22.612	21.000
6	11:24:06.148	1:04.596	+0.489	21.041	22.712	20.843	6	11:24:22.229	1:04.858	+0.167	21.101	22.752	21.005
7	11:25:10.662	1:04.514	+0.407	20.984	22.599	20.931	7	11:25:27.429	1:05.200	+0.509	21.078	23.048	21.074
(204) Martin Mortensen							(258) Vincent Fraise						
1	11:19:10.319	1:04.331	+0.081	20.853	22.559	20.919	1	11:18:02.387	1:05.490	+1.108	21.725	22.841	20.924
2	11:20:14.569	1:04.250		20.864	22.590	20.796	2	11:19:06.769	1:04.382		20.842	22.668	20.872
3	11:21:19.199	1:04.630	+0.380	21.030	22.673	20.927	3	11:20:11.305	1:04.536	+0.154	20.887	22.662	20.987
4	11:22:23.725	1:04.526	+0.276	21.013	22.632	20.881	4	11:21:19.614	1:08.309	+3.927	24.514	22.913	20.882
5	11:23:35.925	1:12.200	+7.950	25.383	25.886	20.931	5	11:22:24.128	1:04.514	+0.132	20.906	22.682	20.926
6	11:24:41.322	1:05.397	+1.147	21.822	22.633	20.942							
7	11:25:46.224	1:04.902	+0.652	20.997	22.957	20.948							

Timekeeping M. Wagner:



Clerk of the course Thomas Lainer:

www.mylaps.com

Steward Horst Seidel:

Chief Scrutineer Paul Klassen:

Licensed to: Motorsport Events



Rotax Euro Challenge 2014 Zuera/Spain

Rotax Seniors

Zuera 1,699 Km

Free Practice 1 Even Numbers

18.07.2014 11:15

Practice (10:00 Time) started at 11:15:02

Lap	Time of Day	Lap Tm	Diff	S1 Tm	S2 Tm	S3 Tm
(248) Philip Vollstedt						
1	11:18:47.575	1:05.247	+0.472	21.297	22.966	20.984
2	11:19:52.503	1:04.928	+0.153	21.061	22.918	20.949
3	11:20:57.420	1:04.917	+0.142	21.096	22.799	21.022
4	11:22:02.270	1:04.850	+0.075	21.013	22.763	21.074
5	11:23:07.045	1:04.775		20.907	22.825	21.043
6	11:24:12.178	1:05.133	+0.358	21.155	22.846	21.132

(218) Petr Bezel						
1	11:17:27.906	1:05.139	+0.333	21.262	22.771	21.106
2	11:18:32.991	1:05.085	+0.279	20.962	22.877	21.246
3	11:19:37.797	1:04.806		20.994	22.714	21.098
4	11:20:42.728	1:04.931	+0.125	21.136	22.719	21.076
5	11:21:55.934	1:13.206	+8.400	26.595	25.363	21.248
6	11:23:00.795	1:04.861	+0.055	21.038	22.705	21.118
7	11:24:05.883	1:05.088	+0.282	21.206	22.725	21.157
8	11:25:11.359	1:05.476	+0.670	21.775	22.650	21.051

(324) Antoni Ptak						
1	11:17:18.175	1:04.816		21.020	22.739	21.057
2	11:18:23.060	1:04.885	+0.069	20.969	22.721	21.195
3	11:19:28.103	1:05.043	+0.227	21.178	22.797	21.068
4	11:20:33.020	1:04.917	+0.101	21.050	22.759	21.108
5	11:21:43.437	1:10.417	+5.601	21.446	26.606	22.365
6	11:22:58.960	1:15.523	+10.707	23.151	26.323	26.049
7	11:24:04.717	1:05.757	+0.941	21.965	22.760	21.032
8	11:25:09.681	1:04.964	+0.148	21.203	22.756	21.005

(286) Victor Oberg						
1	11:17:25.504	1:05.666	+0.832	21.604	22.906	21.156
2	11:21:22.029	3:56.525	+2:51.691	20.921	23.225	20.974
3	11:22:26.863	1:04.834		21.097	22.696	21.041
4	11:23:31.920	1:05.057	+0.223	21.204	22.766	21.087
5	11:24:37.838	1:05.918	+1.084	21.635	23.304	20.979
6	11:25:42.724	1:04.886	+0.052	21.013	22.797	21.076

(246) Maksim Shtotland						
1	11:20:27.095	1:05.254	+0.305	21.261	22.835	21.158
2	11:21:32.062	1:04.967	+0.018	21.208	22.798	20.961
3	11:22:37.321	1:05.259	+0.310	21.048	23.174	21.037
4	11:23:42.270	1:04.949		21.113	22.768	21.068
5	11:24:47.439	1:05.169	+0.220	21.330	22.782	21.057
6	11:25:52.539	1:05.100	+0.151	21.154	22.797	21.149

(256) Marc Gonzalez						
1	11:19:31.718	1:04.955		21.071	22.854	21.030
2	11:20:36.690	1:04.972	+0.017	21.074	22.838	21.060
3	11:21:49.340	1:12.650	+7.695	21.876	26.938	23.836
4	11:23:01.642	1:12.302	+7.347	21.144	23.907	27.251
5	11:24:07.748	1:06.106	+1.151	22.032	23.027	21.047
6	11:25:13.411	1:05.663	+0.708	21.738	22.941	20.984

(308) Dionisio Marcu						
1	11:17:19.362	1:05.451	+0.436	21.614	22.788	21.049
2	11:22:04.435	4:45.073	+3:40.058	21.529	22.747	21.116
3	11:23:10.273	1:05.838	+0.823	22.136	22.614	21.088
4	11:24:15.344	1:05.071	+0.056	21.331	22.628	21.112
5	11:25:20.359	1:05.015		21.260	22.631	21.124

(266) Christian Loft						
1	11:18:33.044	1:05.653	+0.576	21.169	23.270	21.214
2	11:19:38.121	1:05.077		21.132	22.899	21.046
3	11:20:43.316	1:05.195	+0.118	21.047	23.126	21.022
4	11:23:37.084	2:53.768	+1:48.691	21.171	23.034	21.102
5	11:24:42.196	1:05.112	+0.035	21.244	22.828	21.040
6	11:25:47.311	1:05.115	+0.038	21.121	22.934	21.060

Lap	Time of Day	Lap Tm	Diff	S1 Tm	S2 Tm	S3 Tm
(220) Abdullah Al Rawahi						
1	11:18:47.315	1:05.080		21.089	23.061	20.930
2	11:19:53.261	1:05.946	+0.866	21.460	23.659	20.827
3	11:20:59.032	1:05.771	+0.691	21.759	22.997	21.015
4	11:22:04.799	1:05.767	+0.687	21.544	23.196	21.027
5	11:23:11.128	1:06.329	+1.249	22.261	23.060	21.008
6	11:24:16.311	1:05.183	+0.103	21.288	22.860	21.035

(332) Jakub Kadlczak						
1	11:21:59.459	4:08.955	+3:03.819	22.349	23.933	21.147
2	11:23:04.597	1:05.138	+0.002	21.132	22.924	21.082
3	11:24:09.733	1:05.136		21.154	22.832	21.150
4	11:25:14.950	1:05.217	+0.081	21.250	22.805	21.162

(330) Tomoki Takahashi						
1	11:18:04.603	1:06.187	+1.016	21.335	23.240	21.612
2	11:19:11.073	1:06.470	+1.299	21.321	23.154	21.995
3	11:20:16.244	1:05.171		21.192	22.904	21.075
4	11:21:21.791	1:05.547	+0.376	21.153	22.881	21.513
5	11:22:28.840	1:07.049	+1.878	21.686	23.045	22.318
6	11:23:34.775	1:05.935	+0.764	21.544	23.188	21.203
7	11:24:40.528	1:05.753	+0.582	21.336	23.069	21.348
8	11:25:46.720	1:06.192	+1.021	21.644	23.304	21.244

(228) Nicolas Picot						
1	11:18:35.705	1:05.722	+0.532	21.305	23.384	21.033
2	11:19:40.895	1:05.190		21.204	22.974	21.012
3	11:20:51.379	1:10.484	+5.294	21.374	26.991	22.119
4	11:21:56.704	1:05.325	+0.135	21.287	23.001	21.037
5	11:23:02.375	1:05.671	+0.481	21.417	22.870	21.384
6	11:24:07.903	1:05.528	+0.338	21.155	23.266	21.107
7	11:25:13.350	1:05.447	+0.257	21.462	22.956	21.029

(326) Michael Buchholz						
1	11:17:25.123	1:06.273	+0.891	21.690	23.170	21.413
2	11:18:31.035	1:05.912	+0.530	21.626	23.021	21.265
3	11:19:36.480	1:05.445	+0.063	21.275	22.924	21.246
4	11:20:41.862	1:05.382		21.141	22.964	21.277
5	11:21:47.578	1:05.716	+0.334	21.292	22.908	21.516
6	11:22:53.106	1:05.528	+0.146	21.285	22.934	21.309
7	11:23:59.026	1:05.920	+0.538	21.479	23.080	21.361
8	11:25:04.817	1:05.791	+0.409	21.448	22.954	21.389

(306) Max Aitken						
1	11:19:31.647	1:05.630	+0.119	21.333	23.017	21.280
2	11:20:37.748	1:06.101	+0.590	21.976	23.095	21.030
3	11:21:43.386	1:05.638	+0.127	21.292	22.886	21.460
4	11:22:50.699	1:07.313	+1.802	23.237	22.990	21.086
5	11:23:56.210	1:05.511		21.409	22.952	21.150
6	11:25:01.751	1:05.541	+0.030	21.455	23.035	21.051

(296) Jose Sierra						
1	11:18:49.423	1:07.839	+2.221	22.203	23.713	21.923
2	11:19:56.585	1:07.162	+1.544	21.690	23.625	21.847
3	11:21:02.680	1:06.095	+0.477	21.823	23.031	21.241
4	11:22:08.941	1:06.261	+0.643	21.425	23.136	21.700
5	11:23:15.785	1:06.844	+1.226	21.955	23.202	21.687
6	11:24:21.403	1:05.618		21.384	22.970	21.264
7	11:25:27.866	1:06.463	+0.845	21.781	23.404	21.278

(334) Faisal Al Zubair						
1	11:18:56.145	1:06.695	+0.613	21.763	23.508	21.424
2	11:20:02.758	1:06.613	+0.531	21.748	23.617	21.248
3	11:21:09.211	1:06.453	+0.371	21.911	23.235	21.307
4	11:22:15.293	1:06.082		21.495	23.192	21.395

Timekeeping M. Wagner:



Clerk of the course Thomas Lainer:

www.mylaps.com

Steward Horst Seidel:

Chief Scrutineer Paul Klaassen:

Licensed to: Motorsport Events



Rotax Euro Challenge 2014 Zuera/Spain

Rotax Seniors

Zuera 1,699 Km

Free Practice 1 Even Numbers

18.07.2014 11:15

Practice (10:00 Time) started at 11:15:02

Lap	Time of Day	Lap Tm	Diff	S1 Tm	S2 Tm	S3 Tm	Lap	Time of Day	Lap Tm	Diff	S1 Tm	S2 Tm	S3 Tm
5	11:23:21.545	1:06.252	+0.170	21.694	23.177	21.381							



Rotax Euro Challenge 2014 Zuera/Spain

Rotax Seniors

Zuera 1,699 Km

Free Practice 1 Odd Numbers

18.07.2014 11:30

Practice (10:00 Time) started at 11:29:59

Pos	No.	Name	Nat.	Chassis	Race Team	Laps	Best Tm	Diff	Gap	In Lap	km/h
1	215	Harry Webb	GBR	Tonykart	Strawberry Racing	8	1:04.091			6	95,433
2	227	Josh White	GBR	Tonykart	Coles Racing	6	1:04.133	0.042	0.042	2	95,371
3	303	Guan Yu Zhou	GBR	Tonykart	Strawberry Racing	6	1:04.263	0.172	0.130	2	95,178
4	205	Edward Brand	GBR	Intrepid	Intrepid Driver Program	8	1:04.348	0.257	0.085	2	95,052
5	225	Constantin Schoell	AUT	FA Kart	Dan Holland Racing	6	1:04.440	0.349	0.092	5	94,916
6	289	Brett Ward	GBR	Alonso	Dan Holland Racing	8	1:04.630	0.539	0.190	2	94,637
7	255	Michael Cool	BEL	Tonykart	Bouvin Power	6	1:04.702	0.611	0.072	6	94,532
8	329	Marta Ariza	ESP	Formula K	Team Ivan Racing	5	1:04.727	0.636	0.025	2	94,495
9	319	Xavier Pozzoli	FRA	Kosmic	Sonic Racing Kart	8	1:04.738	0.647	0.011	2	94,479
10	283	Jonathan Aberdein	ZAF	Tonykart	KR Sport	8	1:04.771	0.680	0.033	6	94,431
11	307	Lukasz Bartoszek	POL	CRG	CRG S.P.A.	6	1:04.816	0.725	0.045	6	94,366
12	267	Gavin Jonk	NLD	Gillard	PDB Racing Team	7	1:04.817	0.726	0.001	5	94,364
13	333	Sam Schippers	NLD	FA Kart	Team TKP	7	1:04.862	0.771	0.045	6	94,299
14	223	Tom Grice	GBR	Tonykart	Coles Racing	4	1:04.883	0.792	0.021	4	94,268
15	331	Oliver Hodgson	GBR	Tonykart	KR Sport	8	1:04.972	0.881	0.089	7	94,139
16	327	Jack Aitken	GBR	OTK	KR Sport	8	1:05.053	0.962	0.081	7	94,022
17	335	Kezia Santoso	IDN	Gillard	PDB Racing Team	5	1:05.072	0.981	0.019	5	93,994
18	277	Max Renberg	SWE	Tonykart	RS Competition	8	1:05.209	1.118	0.137	7	93,797
19	219	Marie Bakken	NOR	Gillard	PDB Racing Team	6	1:05.304	1.213	0.095	2	93,660
20	309	Maxence Laurent	FRA	Flandria Kart	Flandria Competition Kart	8	1:05.529	1.438	0.225	3	93,339
21	241	Edward Tansley	GBR	Tonykart	Coles Racing	4	1:05.646	1.555	0.117	3	93,172
22	295	Joel Deputch	FRA	FA Kart	Race Evo	8	1:06.311	2.220	0.665	4	92,238



Rotax Euro Challenge 2014 Zuera/Spain

Rotax Seniors

Zuera 1,699 Km

Free Practice 1 Odd Numbers

18.07.2014 11:30

Practice (10:00 Time) started at 11:29:59

Lap	Time of Day	Lap Tm	Diff	S1 Tm	S2 Tm	S3 Tm	Lap	Time of Day	Lap Tm	Diff	S1 Tm	S2 Tm	S3 Tm
(215) Harry Webb							3 11:35:36.899 1:06.693 +1.966 21.161 23.770 21.762						
1	11:33:26.709	1:04.723	+0.632	21.216	22.846	20.661	4	11:36:41.887	1:04.988	+0.261	21.229	22.747	21.012
2	11:34:31.370	1:04.661	+0.570	20.842	22.567	21.252	5	11:37:47.244	1:05.357	+0.630	21.269	22.852	21.236
3	11:35:37.490	1:06.120	+2.029	20.895	23.462	21.763	(319) Xavier Pozzoli						
4	11:36:41.894	1:04.404	+0.313	20.972	22.626	20.806	1	11:33:25.711	1:05.429	+0.691	21.563	22.721	21.145
5	11:37:46.335	1:04.441	+0.350	21.186	22.579	20.676	2	11:34:30.449	1:04.738		21.000	22.684	21.054
6	11:38:50.426	1:04.091		20.697	22.603	20.791	3	11:35:36.280	1:05.831	+1.093	21.216	23.517	21.098
7	11:39:54.780	1:04.354	+0.263	20.993	22.572	20.789	4	11:36:41.093	1:04.813	+0.075	21.088	22.740	20.985
8	11:40:59.143	1:04.363	+0.272	20.794	22.795	20.774	5	11:37:46.369	1:05.276	+0.538	21.528	22.674	21.074
(227) Josh White							6	11:38:51.164	1:04.795	+0.057	21.097	22.671	21.027
1	11:33:23.398	1:04.465	+0.332	20.895	22.731	20.839	7	11:39:56.472	1:05.308	+0.570	21.373	22.893	21.042
2	11:34:27.531	1:04.133		20.815	22.497	20.821	8	11:41:01.336	1:04.864	+0.126	21.148	22.677	21.039
3	11:35:31.926	1:04.395	+0.262	21.023	22.477	20.895	(283) Jonathan Aberdein						
4	11:36:36.415	1:04.489	+0.356	20.973	22.597	20.919	1	11:33:23.364	1:05.204	+0.433	21.188	22.880	21.136
5	11:37:48.073	1:11.658	+7.525	25.433	25.384	20.841	2	11:34:29.058	1:05.694	+0.923	21.288	23.353	21.053
6	11:38:52.639	1:04.566	+0.433	20.731	22.912	20.923	3	11:35:33.971	1:04.913	+0.142	21.127	22.741	21.045
(303) Guan Yu Zhou							4	11:36:39.040	1:05.069	+0.298	21.100	22.871	21.098
1	11:33:26.309	1:04.746	+0.483	21.273	22.638	20.835	5	11:37:49.466	1:10.426	+5.655	23.629	25.708	21.089
2	11:34:30.572	1:04.263		20.871	22.542	20.850	6	11:38:54.237	1:04.771		21.034	22.710	21.027
3	11:35:35.245	1:04.673	+0.410	20.908	22.911	20.854	7	11:39:59.146	1:04.909	+0.138	21.113	22.750	21.046
4	11:36:40.241	1:04.996	+0.733	20.981	22.602	21.413	8	11:41:04.303	1:05.157	+0.386	21.137	22.909	21.111
5	11:37:44.815	1:04.574	+0.311	21.012	22.564	20.998	(307) Lukasz Bartoszuk						
6	11:38:49.511	1:04.696	+0.433	21.032	22.631	21.033	1	11:33:08.153	1:04.850	+0.034	21.093	22.786	20.971
(205) Edward Brand							2	11:36:19.031	3:10.878	+2:06.062	21.112	22.705	21.246
1	11:33:23.891	1:04.505	+0.157	21.005	22.786	20.714	3	11:37:23.848	1:04.817	+0.001	21.096	22.790	20.931
2	11:34:28.239	1:04.348		20.932	22.643	20.773	4	11:38:28.777	1:04.929	+0.113	20.967	22.837	21.125
3	11:35:36.673	1:08.434	+4.086	23.871	23.619	20.944	5	11:39:34.898	1:06.121	+1.305	21.487	23.643	20.991
4	11:36:41.116	1:04.443	+0.095	21.012	22.630	20.801	6	11:40:39.714	1:04.816		21.002	22.842	20.972
5	11:37:45.632	1:04.516	+0.168	21.126	22.556	20.834	(267) Gavin Jonk						
6	11:38:50.135	1:04.503	+0.155	21.083	22.602	20.818	1	11:33:18.634	1:05.459	+0.642	21.479	22.926	21.054
7	11:39:55.115	1:04.980	+0.632	21.364	22.771	20.845	2	11:34:29.523	1:10.889	+6.072	22.327	24.880	23.682
8	11:40:59.759	1:04.644	+0.296	21.091	22.670	20.883	3	11:35:34.482	1:04.959	+0.142	21.162	22.714	21.083
(225) Constantin Schoell							4	11:36:39.388	1:04.906	+0.089	21.168	22.773	20.965
1	11:33:06.226	1:04.700	+0.260	20.978	22.853	20.869	5	11:37:44.205	1:04.817		21.102	22.681	21.034
2	11:34:10.795	1:04.569	+0.129	20.908	22.772	20.889	6	11:38:49.707	1:05.502	+0.685	21.223	22.871	21.408
3	11:35:15.516	1:04.721	+0.281	21.040	22.712	20.969	7	11:39:54.739	1:05.032	+0.215	21.137	22.931	20.964
4	11:36:20.109	1:04.593	+0.153	20.996	22.672	20.925	(333) Sam Schippers						
5	11:37:24.549	1:04.440		20.994	22.600	20.846	1	11:33:27.564	1:06.959	+2.097	22.753	23.243	20.963
6	11:38:29.110	1:04.561	+0.121	20.968	22.695	20.898	2	11:34:32.631	1:05.067	+0.205	21.148	23.035	20.884
(289) Brett Ward							3	11:35:37.667	1:05.036	+0.174	21.099	22.954	20.983
1	11:33:04.506	1:04.691	+0.061	21.043	22.789	20.859	4	11:36:43.167	1:05.500	+0.638	21.064	23.488	20.948
2	11:34:09.136	1:04.630		20.918	22.814	20.898	5	11:37:48.367	1:05.200	+0.338	21.041	22.925	21.234
3	11:35:13.834	1:04.698	+0.068	21.076	22.754	20.868	6	11:38:53.229	1:04.862		21.029	22.930	20.903
4	11:36:18.627	1:04.793	+0.163	21.153	22.676	20.964	7	11:39:58.294	1:05.065	+0.203	21.129	22.940	20.996
5	11:37:23.468	1:04.841	+0.211	21.122	22.730	20.989	(223) Tom Grice						
6	11:38:29.619	1:06.151	+1.521	21.127	23.355	21.669	1	11:32:26.469	1:04.981	+0.098	21.239	22.771	20.971
7	11:39:34.750	1:05.131	+0.501	21.019	23.011	21.101	2	11:33:31.497	1:05.028	+0.145	21.197	22.883	20.948
8	11:40:39.655	1:04.905	+0.275	21.050	22.853	21.002	3	11:39:01.509	5:30.012	+4:25.129	21.359	22.854	20.909
(255) Michael Cool							4	11:40:06.392	1:04.883		21.144	22.696	21.043
1	11:34:13.940	1:04.780	+0.078	21.057	22.906	20.817	(331) Oliver Hodgson						
2	11:35:23.501	1:09.561	+4.859	20.989	24.272	24.300	1	11:33:25.983	1:05.061	+0.089	21.215	22.683	21.163
3	11:36:37.414	1:13.913	+9.211	20.948	29.254	23.711	2	11:34:31.440	1:05.457	+0.485	21.324	22.975	21.158
4	11:37:53.987	1:16.573	+11.871	20.971	22.862	32.740	3	11:35:36.592	1:05.152	+0.180	21.019	22.932	21.201
5	11:39:04.142	1:10.155	+5.453	26.334	22.865	20.956	4	11:36:42.736	1:06.144	+1.172	22.148	22.907	21.089
6	11:40:08.844	1:04.702		20.891	22.817	20.994	5	11:37:47.714	1:04.978	+0.006	21.084	22.760	21.134
(329) Marta Ariza							6	11:38:53.020	1:05.306	+0.334	20.929	23.225	21.152
1	11:33:25.479	1:05.229	+0.502	21.369	22.815	21.045	7	11:39:57.992	1:04.972		20.922	22.877	21.173
2	11:34:30.206	1:04.727		21.073	22.719	20.935	8	11:41:03.594	1:05.602	+0.630	21.560	22.897	21.145

Timekeeping M. Wagner:

Clerk of the course Thomas Lainer:

Steward Horst Seidel:

Chief Scrutineer Paul Klaassen:



Rotax Euro Challenge 2014 Zuera/Spain

Rotax Seniors

Zuera 1,699 Km

Free Practice 1 Odd Numbers

18.07.2014 11:30

Practice (10:00 Time) started at 11:29:59

Lap	Time of Day	Lap Tm	Diff	S1 Tm	S2 Tm	S3 Tm	Lap	Time of Day	Lap Tm	Diff	S1 Tm	S2 Tm	S3 Tm
(327) Jack Aitken													
1	11:33:24.796	1:06.666	+1.613	21.593	23.646	21.427							
2	11:34:30.060	1:05.264	+0.211	21.199	23.025	21.040							
3	11:35:35.852	1:05.792	+0.739	21.189	23.509	21.094							
4	11:36:41.566	1:05.714	+0.661	21.091	23.300	21.323							
5	11:37:47.499	1:05.933	+0.880	21.548	23.254	21.131							
6	11:38:53.131	1:05.632	+0.579	21.239	23.214	21.179							
7	11:39:58.184	1:05.053		21.017	22.943	21.093							
8	11:41:04.278	1:06.094	+1.041	21.119	23.727	21.248							
(335) Kezia Santoso													
1	11:33:12.064	1:07.032	+1.960	22.295	23.519	21.218							
2	11:34:17.244	1:05.180	+0.108	21.248	22.877	21.055							
3	11:35:22.452	1:05.208	+0.136	21.243	22.868	21.097							
4	11:38:38.306	3:15.854	+2:10.782	21.221	22.836	21.049							
5	11:39:43.378	1:05.072		21.226	22.805	21.041							
(277) Max Renberg													
1	11:32:45.351	1:05.331	+0.122	21.316	22.953	21.062							
2	11:33:50.744	1:05.393	+0.184	21.202	22.957	21.234							
3	11:34:56.284	1:05.540	+0.331	21.396	22.989	21.155							
4	11:36:01.798	1:05.514	+0.305	21.215	23.071	21.228							
5	11:37:07.066	1:05.268	+0.059	21.214	22.999	21.055							
6	11:38:12.333	1:05.267	+0.058	21.270	22.923	21.074							
7	11:39:17.542	1:05.209		21.252	22.961	20.996							
8	11:40:22.862	1:05.320	+0.111	21.261	23.016	21.043							
(219) Marie Bakken													
1	11:33:11.259	1:05.789	+0.485	21.625	23.170	20.994							
2	11:34:16.563	1:05.304		21.333	22.901	21.070							
3	11:35:22.005	1:05.442	+0.138	21.385	22.911	21.146							
4	11:36:28.471	1:06.466	+1.162	21.620	23.784	21.062							
5	11:37:43.536	1:15.065	+9.761	21.897	30.792	22.376							
6	11:38:49.878	1:06.342	+1.038	21.458	23.390	21.494							
(309) Maxence Laurent													
1	11:32:29.756	1:05.756	+0.227	21.459	23.135	21.162							
2	11:33:35.399	1:05.643	+0.114	21.421	23.056	21.166							
3	11:34:40.928	1:05.529		21.409	22.879	21.241							
4	11:35:46.612	1:05.684	+0.155	21.479	23.137	21.068							
5	11:36:52.145	1:05.533	+0.004	21.566	22.852	21.115							
6	11:37:57.751	1:05.606	+0.077	21.417	22.990	21.199							
7	11:39:03.380	1:05.629	+0.100	21.494	22.993	21.142							
8	11:40:09.487	1:06.107	+0.578	21.475	23.469	21.163							
(241) Edward Tansley													
1	11:33:27.955	1:07.733	+2.087	22.793	23.191	21.749							
2	11:34:35.479	1:07.524	+1.878	22.604	23.856	21.064							
3	11:35:41.125	1:05.646		21.233	22.970	21.443							
4	11:40:05.834	4:24.709	+3:19.063	21.287	23.652	21.072							
(295) Joel Deputch													
1	11:33:01.727	1:14.794	+8.483	22.227	23.528	29.039							
2	11:34:08.510	1:06.783	+0.472	21.834	23.447	21.502							
3	11:35:17.050	1:08.540	+2.229	22.140	24.885	21.515							
4	11:36:23.361	1:06.311		21.704	23.254	21.353							
5	11:37:29.941	1:06.580	+0.269	21.714	23.487	21.379							
6	11:38:36.274	1:06.333	+0.022	21.638	23.303	21.392							
7	11:39:42.692	1:06.418	+0.107	21.652	23.335	21.431							
8	11:40:49.826	1:07.134	+0.823	21.949	23.734	21.451							



Rotax Euro Challenge 2014 Zuera/Spain

Rotax Seniors

Zuera 1,699 Km

Free Practice 2 Even numbers

18.07.2014 13:15

Practice (10:00 Time) started at 13:15:01

Pos	No.	Name	Nat.	Chassis	Race Team	Laps	Best Tm	Diff	Gap	In Lap	km/h
1	224	Josh Price	GBR	Tonykart	Strawberry Racing	3	1:04.510			2	94,813
2	226	Jessica Backman	SWE	Tonykart	Strawberry Racing	6	1:04.639	0.129	0.129	2	94,624
3	302	Claman Zack Clamande	CAN	Intrepid	Intrepid Driver Program	6	1:04.658	0.148	0.019	2	94,596
4	222	Lars Lamborelle	NLD	Tonykart	Strawberry Racing	6	1:04.701	0.191	0.043	2	94,533
5	286	Victor Oberg	SWE	Gillard	PDB Racing Team	6	1:04.766	0.256	0.065	4	94,438
6	258	Vincent Fraise	FRA	Sodikart	Sodikart	6	1:04.822	0.312	0.056	4	94,357
7	212	Pierce Lehane	GBR	Alonso	Dan Holland Racing	6	1:04.874	0.364	0.052	6	94,281
8	306	Max Aitken	GBR	OTK	KR Sport	6	1:04.905	0.395	0.031	4	94,236
9	248	Philip Vollstedt	DNK	Tonykart	RS Competition	6	1:05.044	0.534	0.139	3	94,035
10	230	Alessandro Trombelli	ITA	Kosmic	Sinergy Motorsport	4	1:05.059	0.549	0.015	2	94,013
11	234	Julien Falchero	FRA	Kosmic	Sonic Racing Kart	6	1:05.103	0.593	0.044	2	93,950
12	214	Bas De Laat	NLD	Gillard	PDB Racing Team	6	1:05.127	0.617	0.024	4	93,915
13	204	Martin Mortensen	DNK	Tonykart	RS Competition	8	1:05.167	0.657	0.040	2	93,857
14	250	Joseph Reilly	GBR	Tonykart	Strawberry Racing	4	1:05.167	0.657		3	93,857
15	330	Tomoki Takahasi	JPN	Intrepid	Intrepid Driver Program	6	1:05.179	0.669	0.012	2	93,840
16	218	Petr Bezel	CZE	MS Kart	MS Kart Racing Team	6	1:05.212	0.702	0.033	2	93,793
17	332	Jakub Kadlcak	CZE	Sodikart	Sodi Race Tech s.r.o.	5	1:05.250	0.740	0.038	5	93,738
18	292	Benjamin Bailly	DNK	Tonykart	RS Competition	5	1:05.257	0.747	0.007	2	93,728
19	208	Glenn Van Parijs	BEL	Tonykart	Bouvin Power	6	1:05.263	0.753	0.006	2	93,719
20	210	Luke Varley	GBR	Birel	KMS Birel Motorsport	6	1:05.289	0.779	0.026	2	93,682
21	260	Sam Smelt	GBR	Kosmic	Aim Motorsport	6	1:05.290	0.780	0.001	2	93,681
22	256	Marc Gonzalez	ESP	Kosmic	Binakart	6	1:05.336	0.826	0.046	2	93,615
23	228	Nicolas Picot	FRA	Sodikart	Kart Pro Racing	7	1:05.359	0.849	0.023	1	93,582
24	246	Maksim Shtotland	RUS	FA Kart	Mayak Racing	6	1:05.361	0.851	0.002	3	93,579
25	220	Abdullah Al Rawahi	OMN	DR	Msport	6	1:05.407	0.897	0.046	3	93,513
26	324	Antoni Ptak	POL	Birel	KMS Birel Motorsport	6	1:05.446	0.936	0.039	2	93,457
27	308	Dionisios Marcu	ROU	CRG	CRG S.P.A.	6	1:05.463	0.953	0.017	3	93,433
28	328	Taylor Greenfield	PER	Gillard	PDB Racing Team	6	1:05.639	1.129	0.176	4	93,182
29	266	Christian Loft	DNK	Tonykart	RS Competition	5	1:05.722	1.212	0.083	5	93,065
30	296	Jose Sierra	MEX	Tonykart	Kids to Win	6	1:06.055	1.545	0.333	2	92,596
31	326	Michael Buchholz	ZAF	Intrepid	Intrepid Driver Program	8	1:06.176	1.666	0.121	1	92,426
32	334	Faisal Al Zubair	OMN	DR	Msport	6	1:06.224	1.714	0.048	2	92,359



Rotax Euro Challenge 2014 Zuera/Spain

Rotax Seniors

Zuera 1,699 Km

Free Practice 2 Even numbers

18.07.2014 13:15

Practice (10:00 Time) started at 13:15:01

Lap	Time of Day	Lap Tm	Diff	S1 Tm	S2 Tm	S3 Tm
(224) Josh Price						
1	13:20:31.241	1:20.551	+16.041	27.005	32.377	21.169
2	13:21:35.751	1:04.510		20.730	22.778	21.002
3	13:22:40.443	1:04.692	+0.182	20.866		

(226) Jessica Backman						
1	13:20:30.529	1:18.922	+14.283	23.541	34.001	21.380
2	13:21:35.168	1:04.639		20.823	22.817	20.999
3	13:22:40.364	1:05.196	+0.557	20.941		
4	13:23:45.440	1:05.076	+0.437			
5	13:24:52.556	1:07.116	+2.477			
6	13:25:57.786	1:05.230	+0.591			

(302) Claman Zack Clamandemelo						
1	13:20:28.287	1:06.740	+2.082	21.377	24.407	20.956
2	13:21:32.945	1:04.658		20.710	22.968	20.980
3	13:22:37.797	1:04.852	+0.194	21.087		
4	13:23:42.652	1:04.855	+0.197			
5	13:24:52.156	1:09.504	+4.846			
6	13:25:57.308	1:05.152	+0.494			

(222) Lars Lamborelle						
1	13:20:31.307	1:20.464	+15.763	27.034	32.525	20.905
2	13:21:36.008	1:04.701		20.809	22.882	21.010
3	13:22:40.961	1:04.953	+0.252	20.927		
4	13:23:45.922	1:04.961	+0.260			
5	13:24:51.703	1:05.781	+1.080			
6	13:25:57.083	1:05.380	+0.679			

(286) Victor Oberg						
1	13:20:34.848	1:10.071	+5.305	21.178	27.480	21.413
2	13:21:39.772	1:04.924	+0.158	20.926	22.790	21.208
3	13:22:44.757	1:04.985	+0.219	21.017		
4	13:23:49.523	1:04.766				
5	13:24:55.108	1:05.585	+0.819			
6	13:26:00.397	1:05.289	+0.523			

(258) Vincent Fraisse						
1	13:20:29.749	1:18.834	+14.012	23.839	34.038	20.957
2	13:21:34.858	1:05.109	+0.287	20.971	23.117	21.021
3	13:22:40.677	1:05.819	+0.997	21.494		
4	13:23:45.499	1:04.822				
5	13:24:55.518	1:10.019	+5.197			
6	13:26:01.251	1:05.733	+0.911			

(212) Pierce Lehane						
1	13:20:27.353	1:06.481	+1.607	21.003	24.504	20.974
2	13:21:32.250	1:04.897	+0.023	20.946	22.834	21.117
3	13:22:48.375	1:16.125	+11.251	24.903		
4	13:23:53.302	1:04.927	+0.053			
5	13:24:58.346	1:05.044	+0.170			
6	13:26:03.220	1:04.874				

(306) Max Aitken						
1	13:20:35.654	1:12.898	+7.993	21.168	29.827	21.903
2	13:21:41.149	1:05.495	+0.590	21.658	22.891	20.946
3	13:22:46.141	1:04.992	+0.087			
4	13:23:51.046	1:04.905				
5	13:24:59.619	1:08.573	+3.668			
6	13:26:05.089	1:05.470	+0.565			

(248) Philip Vollstedt						
1	13:20:28.726	1:07.472	+2.428	21.190	25.152	21.130
2	13:21:34.374	1:05.648	+0.604	21.237	23.225	21.186
3	13:22:39.418	1:05.044		20.950		

4	13:23:44.975	1:05.557	+0.513			
5	13:24:50.693	1:05.718	+0.674			
6	13:25:56.566	1:05.873	+0.829			

(230) Alessandro Trombelli						
1	13:21:54.621	1:05.318	+0.259	21.474	22.792	21.052
2	13:22:59.680	1:05.059				
3	13:24:04.902	1:05.222	+0.163			
4	13:25:10.215	1:05.313	+0.254			

(234) Julien Falchero						
1	13:20:31.778	1:09.941	+4.838	21.363	27.558	21.020
2	13:21:36.881	1:05.103		21.140	22.831	21.132
3	13:22:42.323	1:05.442	+0.339	21.220		
4	13:23:47.785	1:05.462	+0.359			
5	13:24:53.614	1:05.829	+0.726			
6	13:25:59.633	1:06.019	+0.916			

(214) Bas De Laat						
1	13:20:35.699	1:12.089	+6.962	21.280	29.053	21.756
2	13:21:40.900	1:05.201	+0.074	21.076	23.031	21.094
3	13:22:46.376	1:05.476	+0.349			
4	13:23:51.503	1:05.127				
5	13:24:57.561	1:06.058	+0.931			
6	13:26:02.948	1:05.387	+0.260			

(204) Martin Mortensen						
1	13:17:56.723	1:12.204	+7.037	24.647	24.789	22.768
2	13:19:01.890	1:05.167		21.221	22.736	21.210
3	13:20:07.249	1:05.359	+0.192	21.259	22.881	21.219
4	13:21:12.607	1:05.358	+0.191	21.251	22.936	21.171
5	13:22:18.777	1:06.170	+1.003	21.450	23.363	21.357
6	13:23:24.136	1:05.359	+0.192			
7	13:24:29.637	1:05.501	+0.334			
8	13:25:35.282	1:05.645	+0.478			

(250) Joseph Reilly						
1	13:20:36.830	1:09.920	+4.753	21.006	23.305	25.609
2	13:21:42.401	1:05.571	+0.404	22.142	22.586	20.843
3	13:22:47.568	1:05.167				
4	13:23:53.829	1:06.261	+1.094			

(330) Tomoki Takahasi						
1	13:20:31.333	1:18.429	+13.250	22.518	34.250	21.661
2	13:21:36.512	1:05.179		21.135	23.004	21.040
3	13:22:42.142	1:05.630	+0.451	21.660		
4	13:23:48.375	1:06.233	+1.054			
5	13:24:54.019	1:05.644	+0.465			
6	13:25:59.967	1:05.948	+0.769			

(218) Petr Bezel						
1	13:20:28.178	1:07.033	+1.821	21.001	24.812	21.220
2	13:21:33.390	1:05.212		21.221	22.921	21.070
3	13:22:38.933	1:05.543	+0.331	21.345		
4	13:23:44.629	1:05.696	+0.484			
5	13:24:51.490	1:06.861	+1.649			
6	13:25:57.738	1:06.248	+1.036			

(332) Jakub Kadlcak						
1	13:20:43.647	1:05.527	+0.277	21.437	23.036	21.054
2	13:21:48.955	1:05.308	+0.058	21.248	23.035	21.025
3	13:22:54.395	1:05.440	+0.190			
4	13:24:14.504	1:20.109	+14.859			
5	13:25:19.754	1:05.250				

(292) Benjamin Bailly						
------------------------------	--	--	--	--	--	--

Timekeeping M. Wagner:



Clerk of the course Thomas Lainer:

Steward Horst Seidel:

Chief Scrutineer Paul Klaassen:

www.mylaps.com

Licensed to: Motorsport Events



Rotax Euro Challenge 2014 Zuera/Spain

Rotax Seniors

Zuera 1,699 Km

Free Practice 2 Even numbers

18.07.2014 13:15

Practice (10:00 Time) started at 13:15:01

Lap	Time of Day	Lap Tm	Diff	S1 Tm	S2 Tm	S3 Tm
1	13:21:40.286	1:10.972	+5.715	20.898	25.108	24.966
2	13:22:45.543	1:05.257				
3	13:23:50.901	1:05.358	+0.101			
4	13:24:56.589	1:05.688	+0.431			
5	13:26:02.017	1:05.428	+0.171			

Lap	Time of Day	Lap Tm	Diff	S1 Tm	S2 Tm	S3 Tm
3	13:22:39.417	1:11.913	+6.467	21.398		
4	13:23:45.767	1:06.350	+0.904			
5	13:24:52.114	1:06.347	+0.901			
6	13:25:58.024	1:05.910	+0.464			

(208) Glenn Van Parijs

1	13:20:34.132	1:06.450	+1.187	21.376	23.613	21.461
2	13:21:39.395	1:05.263		21.170	22.893	21.200
3	13:22:45.084	1:05.689	+0.426	21.319		
4	13:23:50.798	1:05.714	+0.451			
5	13:24:56.809	1:06.011	+0.748			
6	13:26:02.345	1:05.536	+0.273			

(308) Dionisios Marcu

1	13:17:30.796	1:05.530	+0.067	21.426	22.794	21.310
2	13:21:12.832	3:42.036	+2:36.573	21.540	24.702	21.117
3	13:22:18.295	1:05.463		21.295	22.975	21.193
4	13:23:23.839	1:05.544	+0.081			
5	13:24:29.963	1:06.124	+0.661			
6	13:25:35.873	1:05.910	+0.447			

(210) Luke Varley

1	13:20:21.513	1:11.815	+6.526	25.999	24.610	21.206
2	13:21:26.802	1:05.289		21.308	22.813	21.168
3	13:22:45.394	1:18.592	+13.303	32.539		
4	13:23:50.965	1:05.571	+0.282			
5	13:24:58.058	1:07.093	+1.804			
6	13:26:06.344	1:08.286	+2.997			

(328) Taylor Greenfield

1	13:20:29.376	1:06.474	+0.835	21.230	24.090	21.154
2	13:21:35.460	1:06.084	+0.445	21.079	23.576	21.429
3	13:22:41.306	1:05.846	+0.207	21.299		
4	13:23:46.945	1:05.639				
5	13:24:53.819	1:06.874	+1.235			
6	13:25:59.881	1:06.062	+0.423			

(260) Sam Smelt

1	13:20:32.566	1:11.048	+5.758	21.378	28.407	21.263
2	13:21:37.856	1:05.290		21.027	23.106	21.157
3	13:22:43.317	1:05.461	+0.171	21.136		
4	13:23:48.802	1:05.485	+0.195			
5	13:25:00.258	1:11.456	+6.166			
6	13:26:06.037	1:05.779	+0.489			

(266) Christian Loft

1	13:17:49.709	1:05.805	+0.083	21.458	23.181	21.166
2	13:18:55.514	1:05.805	+0.083	21.431	23.122	21.252
3	13:20:01.480	1:05.966	+0.244	21.467	23.203	21.296
4	13:23:58.538	3:57.058	+2:51.336	21.491	23.103	3:12.464
5	13:25:04.260	1:05.722				

(256) Marc Gonzalez

1	13:20:30.330	1:18.837	+13.501	23.801	33.941	21.095
2	13:21:35.666	1:05.336		21.226	22.778	21.332
3	13:22:41.429	1:05.763	+0.427	21.448		
4	13:23:46.967	1:05.538	+0.202			
5	13:24:52.876	1:05.909	+0.573			
6	13:25:58.641	1:05.765	+0.429			

(296) Jose Sierra

1	13:20:22.926	1:12.859	+6.804	23.716	27.797	21.346
2	13:21:28.981	1:06.055		21.568	23.138	21.349
3	13:22:35.286	1:06.305	+0.250	21.553		
4	13:23:46.384	1:11.098	+5.043			
5	13:24:53.439	1:07.055	+1.000			
6	13:26:00.503	1:07.064	+1.009			

(228) Nicolas Picot

1	13:19:00.772	1:05.359		21.359	22.916	21.084
2	13:20:27.550	1:26.778	+21.419	25.157	40.197	21.424
3	13:21:33.203	1:05.653	+0.294	21.211	23.365	21.077
4	13:22:38.747	1:05.544	+0.185	21.435		
5	13:23:45.158	1:06.411	+1.052			
6	13:24:51.062	1:05.904	+0.545			
7	13:25:57.000	1:05.938	+0.579			

(326) Michael Buchholz

1	13:17:45.590	1:06.176		21.458	23.157	21.561
2	13:18:51.986	1:06.396	+0.220	21.584	23.300	21.512
3	13:19:58.517	1:06.531	+0.355	21.601	23.333	21.597
4	13:21:04.845	1:06.328	+0.152	21.618	23.230	21.480
5	13:22:11.144	1:06.299	+0.123	21.618	23.196	21.485
6	13:23:17.415	1:06.271	+0.095			
7	13:24:30.711	1:13.296	+7.120			
8	13:25:36.918	1:06.207	+0.031			

(246) Maksim Shtotland

1	13:20:32.850	1:10.954	+5.593	21.588	28.018	21.348
2	13:21:38.576	1:05.726	+0.365	21.037	22.947	21.742
3	13:22:43.937	1:05.361		21.176		
4	13:23:49.429	1:05.492	+0.131			
5	13:24:55.485	1:06.056	+0.695			
6	13:26:01.486	1:06.001	+0.640			

(334) Faisal Al Zubair

1	13:20:32.039	1:18.755	+12.531	23.621	33.675	21.459
2	13:21:38.263	1:06.224		21.265	23.318	21.641
3	13:22:44.697	1:06.434	+0.210	21.409		
4	13:23:51.948	1:07.251	+1.027			
5	13:24:58.815	1:06.867	+0.643			
6	13:26:05.480	1:06.665	+0.441			

(220) Abdullah Al Rawahi

1	13:20:28.884	1:07.681	+2.274	22.404	24.156	21.121
2	13:21:34.461	1:05.577	+0.170	21.010	23.373	21.194
3	13:22:39.868	1:05.407		21.073		
4	13:23:45.278	1:05.410	+0.003			
5	13:24:51.943	1:06.665	+1.258			
6	13:25:58.700	1:06.757	+1.350			

(324) Antoni Ptak

1	13:20:22.058	1:12.058	+6.612	23.607	27.102	21.349
2	13:21:27.504	1:05.446		21.339	22.927	21.180

Timekeeping M. Wagner:

Clerk of the course Thomas Lainer:

www.mylaps.com

Steward Horst Seidel:

Chief Scrutineer Paul Klaassen:

Licensed to: Motorsport Events



Rotax Euro Challenge 2014 Zuera/Spain

Rotax Seniors

Zuera 1,699 Km

Free Practice 2 Odd numbers

18.07.2014 13:30

Practice (10:00 Time) started at 13:30:00

Pos	No.	Name	Nat.	Chassis	Race Team	Laps	Best Tm	Diff	Gap	In Lap	km/h
1	215	Harry Webb	GBR	Tonykart	Strawberry Racing	5	1:04.162			1	95,327
2	205	Edward Brand	GBR	Intrepid	Intrepid Driver Program	6	1:04.466	0.304	0.304	6	94,878
3	255	Michael Cool	BEL	Tonykart	Bouvin Power	5	1:04.754	0.592	0.288	5	94,456
4	303	Guan Yu Zhou	GBR	Tonykart	Strawberry Racing	5	1:04.831	0.669	0.077	3	94,344
5	227	Josh White	GBR	Tonykart	Coles Racing	4	1:04.980	0.818	0.149	2	94,127
6	331	Oliver Hodgson	GBR	Tonykart	KR Sport	5	1:05.021	0.859	0.041	2	94,068
7	289	Brett Ward	GBR	Alonso	Dan Holland Racing	5	1:05.102	0.940	0.081	2	93,951
8	307	Lukasz Bartoszuk	POL	CRG	CRG S.P.A.	5	1:05.167	1.005	0.065	5	93,857
9	223	Tom Grice	GBR	Tonykart	Coles Racing	3	1:05.171	1.009	0.004	2	93,852
10	225	Constantin Schoell	AUT	FA Kart	Dan Holland Racing	5	1:05.199	1.037	0.028	3	93,811
11	267	Gavin Jonk	NLD	Gillard	PDB Racing Team	5	1:05.231	1.069	0.032	3	93,765
12	327	Jack Aitken	GBR	OTK	KR Sport	5	1:05.346	1.184	0.115	3	93,600
13	335	Kezia Santoso	IDN	Gillard	PDB Racing Team	5	1:05.390	1.228	0.044	4	93,537
14	283	Jonathan Aberdein	ZAF	Tonykart	KR Sport	5	1:05.405	1.243	0.015	3	93,516
15	277	Max Renberg	SWE	Tonykart	RS Competition	6	1:05.483	1.321	0.078	6	93,404
16	333	Sam Schippers	NLD	FA Kart	Team TKP	3	1:05.508	1.346	0.025	2	93,369
17	319	Xavier Pozzoli	FRA	Kosmic	Sonic Racing Kart	5	1:05.642	1.480	0.134	4	93,178
18	219	Marie Bakken	NOR	Gillard	PDB Racing Team	3	1:05.828	1.666	0.186	1	92,915
19	241	Edward Tansley	GBR	Tonykart	Coles Racing	5	1:05.896	1.734	0.068	5	92,819
20	309	Maxence Laurent	FRA	Flandria Kart	Flandria Competition Kart	6	1:06.020	1.858	0.124	2	92,645
21	295	Joel Deputch	FRA	FA Kart	Race Evo	7	1:06.261	2.099	0.241	1	92,308
22	329	Marta Ariza	ESP	Formula K	Team Ivan Racing					0	-



Rotax Euro Challenge 2014 Zuera/Spain

Rotax Seniors

Zuera 1,699 Km

Free Practice 2 Odd numbers

18.07.2014 13:30

Practice (10:00 Time) started at 13:30:00

Lap	Time of Day	Lap Tm	Diff	S1 Tm	S2 Tm	S3 Tm	Lap	Time of Day	Lap Tm	Diff	S1 Tm	S2 Tm	S3 Tm							
(215) Harry Webb																				
1	13:35:45.965	1:04.162		20.701	22.576	20.885	4	13:38:59.563	1:05.331	+0.132	21.158	22.878	21.295							
2	13:36:50.470	1:04.505	+0.343	20.932	22.474	21.099	5	13:40:05.336	1:05.773	+0.574	21.479	23.087	21.207							
3	13:37:54.953	1:04.483	+0.321	20.659	22.564	21.260	(267) Gavin Jonk													
4	13:38:59.599	1:04.646	+0.484	20.802	22.842	21.002	1	13:35:33.479	1:05.715	+0.484	21.466	22.881	21.368							
5	13:40:04.518	1:04.919	+0.757	20.843	23.148	20.928	2	13:36:38.978	1:05.499	+0.268	21.391	22.771	21.337							
(205) Edward Brand																				
1	13:35:40.194	1:05.263	+0.797	21.405	22.836	21.022	3	13:37:44.209	1:05.231		21.288	22.748	21.195							
2	13:36:45.004	1:04.810	+0.344	21.181	22.629	21.000	4	13:38:54.476	1:10.267	+5.036	21.273	23.005	25.989							
3	13:37:49.827	1:04.823	+0.357	21.055	22.805	20.963	5	13:39:59.989	1:05.513	+0.282	21.575	22.715	21.223							
4	13:38:54.646	1:04.819	+0.353	21.147	22.708	20.964	(327) Jack Aitken													
5	13:39:59.324	1:04.678	+0.212	21.059	22.700	20.919	1	13:35:40.935	1:05.750	+0.404	21.620	22.976	21.154							
6	13:41:03.790	1:04.466		20.794	22.684	20.988	2	13:36:46.932	1:05.997	+0.651	21.371	23.050	21.576							
(255) Michael Cool																				
1	13:35:45.974	1:05.145	+0.391	21.051	22.892	21.202	3	13:37:52.278	1:05.346		21.222	22.908	21.216							
2	13:36:51.459	1:05.485	+0.731	21.256	23.077	21.152	4	13:38:59.689	1:07.411	+2.065	22.349	23.081	21.981							
3	13:37:56.533	1:05.074	+0.320	20.913	22.869	21.292	5	13:40:05.712	1:06.023	+0.677	21.082	23.648	21.293							
4	13:39:01.656	1:05.123	+0.369	21.170	22.769	21.184	(335) Kezia Santoso													
5	13:40:06.410	1:04.754		20.754	22.853	21.147	1	13:35:43.697	1:08.155	+2.765	22.009	24.754	21.392							
(303) Guan Yu Zhou																				
1	13:35:45.265	1:05.135	+0.304	21.178	23.006	20.951	2	13:36:49.573	1:05.876	+0.486	21.184	23.186	21.506							
2	13:36:50.177	1:04.912	+0.081	21.107	22.605	21.200	3	13:37:55.810	1:06.237	+0.847	21.554	23.576	21.107							
3	13:37:55.008	1:04.831		21.118	22.704	21.009	4	13:39:01.200	1:05.390		21.336	23.023	21.031							
4	13:39:00.300	1:05.292	+0.461	21.100	23.178	21.014	5	13:40:06.667	1:05.467	+0.077	21.208	23.112	21.147							
5	13:40:05.385	1:05.085	+0.254	20.852	23.105	21.128	(283) Jonathan Aberdein													
(227) Josh White																				
1	13:35:41.705	1:05.062	+0.082	21.077	23.013	20.972	1	13:35:32.933	1:05.823	+0.418	21.304	23.017	21.502							
2	13:36:46.685	1:04.980		21.026	22.818	21.136	2	13:36:38.506	1:05.573	+0.168	21.460	22.935	21.178							
3	13:37:52.311	1:05.626	+0.646	21.129	22.856	21.641	3	13:37:43.911	1:05.405		21.244	22.914	21.247							
4	13:38:58.452	1:06.141	+1.161	22.242	22.843	21.056	4	13:38:49.672	1:05.761	+0.356	21.296	23.031	21.434							
(331) Oliver Hodgson																				
1	13:35:41.957	1:05.250	+0.229	21.132	23.090	21.028	5	13:39:56.608	1:06.936	+1.531	21.329	22.938	22.669							
2	13:36:46.978	1:05.021		21.303	22.770	20.948	(277) Max Renberg													
3	13:37:52.090	1:05.112	+0.091	20.966	22.906	21.240	1	13:34:32.519	1:09.387	+3.904	21.460	23.698	24.229							
4	13:38:57.316	1:05.226	+0.205	21.253	22.831	21.142	2	13:35:38.562	1:06.043	+0.560	21.448	23.191	21.404							
5	13:40:02.537	1:05.221	+0.200	21.206	22.907	21.108	3	13:36:44.762	1:06.200	+0.717	21.906	23.062	21.232							
(289) Brett Ward																				
1	13:35:43.086	1:05.171	+0.069	21.105	22.933	21.133	4	13:37:50.425	1:05.663	+0.180	21.480	23.034	21.149							
2	13:36:48.188	1:05.102		21.293	22.632	21.177	5	13:38:56.159	1:05.734	+0.251	21.343	23.110	21.281							
3	13:37:53.691	1:05.503	+0.401	21.135	23.168	21.200	6	13:40:01.642	1:05.483		21.325	22.982	21.176							
4	13:38:59.044	1:05.353	+0.251	21.113	23.062	21.178	(333) Sam Schippers													
5	13:40:04.513	1:05.469	+0.367	21.039	23.165	21.265	1	13:35:47.035	1:05.558	+0.050	21.426	23.127	21.005							
(307) Lukasz Bartoszuk																				
1	13:35:42.923	1:05.938	+0.771	21.254	23.364	21.320	2	13:36:52.543	1:05.508		21.322	23.157	21.029							
2	13:36:49.407	1:06.484	+1.317	21.534	23.708	21.242	3	13:37:58.178	1:05.635	+0.127	21.332	23.195	21.108							
3	13:37:54.754	1:05.347	+0.180	21.243	22.885	21.219	(319) Xavier Pozzoli													
4	13:39:00.602	1:05.848	+0.681	21.520	23.084	21.244	1	13:35:41.373	1:06.251	+0.609	22.153	22.934	21.164							
5	13:40:05.769	1:05.167		21.034	22.941	21.192	2	13:36:47.388	1:06.015	+0.373	22.046	22.744	21.225							
(223) Tom Grice																				
1	13:36:55.220	1:05.214	+0.043	21.382	22.803	21.029	3	13:37:53.458	1:06.070	+0.428	21.463	23.375	21.232							
2	13:38:00.391	1:05.171		21.294	22.818	21.059	4	13:38:59.100	1:05.642		21.598	22.885	21.159							
3	13:39:05.710	1:05.319	+0.148	21.363	22.870	21.086	5	13:40:05.068	1:05.968	+0.326	21.114	23.670	21.184							
(225) Constantino Schoell																				
1	13:35:43.369	1:08.232	+3.033	22.396	24.180	21.656	(333) Sam Schippers													
2	13:36:49.033	1:05.664	+0.465	21.207	23.321	21.136	1	13:35:47.035	1:05.558	+0.050	21.426	23.127	21.005							
3	13:37:54.232	1:05.199		21.208	22.838	21.153	2	13:36:52.543	1:05.508		21.322	23.157	21.029							
(209) Marie Bakken																				
1	13:35:44.556	1:05.828		21.445		21.228	3	13:37:56.609	1:05.970	+0.142	21.217	23.255	21.498							
2	13:36:50.639	1:06.083	+0.255	21.366	22.890	21.827	(241) Edward Tansley													
3	13:37:56.609	1:05.970	+0.142	21.217	23.255	21.498	1	13:35:41.622	1:06.207	+0.311	21.726	23.179	21.302							
(309) Maxence Laurent																				
1	13:35:31.051	1:06.198	+0.178	21.529	23.127	21.542	2	13:36:47.645	1:06.023	+0.127	21.844	23.082	21.097							
2	13:36:37.071	1:06.020		21.558	23.077	21.385	3	13:37:53.929	1:06.284	+0.388	21.202	23.847	21.235							
							4	13:39:00.209	1:06.280	+0.384	21.556	23.538	21.186							
							5	13:40:06.105	1:05.896		21.737	22.999	21.160							

Timekeeping M. Wagner:



Clerk of the course Thomas Lainer:

www.mylaps.com

Steward Horst Seidel:

Chief Scrutineer Paul Klaassen:

Licensed to: Motorsport Events



Rotax Euro Challenge 2014 Zuera/Spain

Rotax Seniors

Zuera 1,699 Km

Free Practice 2 Odd numbers

18.07.2014 13:30

Practice (10:00 Time) started at 13:30:00

Lap	Time of Day	Lap Tm	Diff	S1 Tm	S2 Tm	S3 Tm	Lap	Time of Day	Lap Tm	Diff	S1 Tm	S2 Tm	S3 Tm
3	13:37:43.276	1:06.205	+0.185	21.607	23.205	21.393							
4	13:38:49.673	1:06.397	+0.377	21.722	23.060	21.615							
5	13:39:55.861	1:06.188	+0.168	21.631	23.116	21.441							
6	13:41:02.279	1:06.418	+0.398	21.771	23.237	21.410							

(295) Joel Deputch

1	13:33:14.072	1:06.261		21.416	23.522	21.323
2	13:34:23.846	1:09.774	+3.513	22.730	25.530	21.514
3	13:35:31.147	1:07.301	+1.040	21.562	23.826	21.913
4	13:36:39.403	1:08.256	+1.995	22.142	23.745	22.369
5	13:37:46.199	1:06.796	+0.535	21.713	23.694	21.389
6	13:38:52.576	1:06.377	+0.116	21.375	23.585	21.417
7	13:39:59.250	1:06.674	+0.413	21.446	23.778	21.450



Rotax Euro Challenge 2014 Zuera/Spain

Rotax Seniors

Zuera 1,699 Km

Qualifying Practice Group S1

18.07.2014 15:00

Qualifying (10:00 Time) started at 15:00:01

Pos	No.	Name	Nat.	Chassis	Race Team	Laps	Best Tm	Diff	Gap	In Lap	km/h
1	210	Luke Varley	GBR	Birel	KMS Birel Motorsport	4	1:04.993			3	94,109
2	331	Oliver Hodgson	GBR	Tonykart	KR Sport	6	1:05.043	0.050	0.050	3	94,036
3	255	Michael Cool	BEL	Tonykart	Bouvin Power	6	1:05.051	0.058	0.008	4	94,025
4	214	Bas De Laat	NLD	Gillard	PDB Racing Team	4	1:05.053	0.060	0.002	2	94,022
5	208	Glenn Van Parijs	BEL	Tonykart	Bouvin Power	6	1:05.215	0.222	0.162	4	93,788
6	220	Abdullah Al Rawahi	OMN	DR	Msport	6	1:05.217	0.224	0.002	3	93,785
7	227	Josh White	GBR	Tonykart	Coles Racing	4	1:05.266	0.273	0.049	4	93,715
8	260	Sam Smelt	GBR	Kosmic	Aim Motorsport	6	1:05.355	0.362	0.089	2	93,587
9	330	Tomoki Takahasi	JPN	Intrepid	Intrepid Driver Program	6	1:05.357	0.364	0.002	3	93,584
10	286	Victor Oberg	SWE	Gillard	PDB Racing Team	6	1:05.359	0.366	0.002	2	93,582
11	222	Lars Lamborelle	NLD	Tonykart	Strawberry Racing	6	1:05.370	0.377	0.011	3	93,566
12	256	Marc Gonzalez	ESP	Kosmic	Binakart	6	1:05.393	0.400	0.023	4	93,533
13	258	Vincent Fraise	FRA	Sodikart	Sodikart	6	1:05.471	0.478	0.078	2	93,422
14	204	Martin Mortensen	DNK	Tonykart	RS Competition	7	1:05.485	0.492	0.014	5	93,402
15	228	Nicolas Picot	FRA	Sodikart	Kart Pro Racing	6	1:05.487	0.494	0.002	4	93,399
16	234	Julien Falchero	FRA	Kosmic	Sonic Racing Kart	6	1:05.500	0.507	0.013	2	93,380
17	218	Petr Bezel	CZE	MS Kart	MS Kart Racing Team	6	1:05.507	0.514	0.007	3	93,370
18	327	Jack Aitken	GBR	OTK	KR Sport	6	1:05.552	0.559	0.045	3	93,306
19	333	Sam Schippers	NLD	FA Kart	Team TKP	5	1:05.688	0.695	0.136	2	93,113
20	241	Edward Tansley	GBR	Tonykart	Coles Racing	6	1:05.811	0.818	0.123	2	92,939
21	329	Marta Ariza	ESP	Formula K	Team Ivan Racing	6	1:05.842	0.849	0.031	4	92,895
22	289	Brett Ward	GBR	Alonso	Dan Holland Racing	5	1:05.847	0.854	0.005	2	92,888
23	283	Jonathan Aberdein	ZAF	Tonykart	KR Sport	6	1:05.896	0.903	0.049	2	92,819
24	266	Christian Loft	DNK	Tonykart	RS Competition	6	1:05.983	0.990	0.087	4	92,697
25	326	Michael Buchholz	ZAF	Intrepid	Intrepid Driver Program	6	1:06.400	1.407	0.417	3	92,114
26	246	Maksim Shtotland	RUS	FA Kart	Mayak Racing	2	1:06.722	1.729	0.322	2	91,670
27	306	Max Aitken	GBR	OTK	KR Sport	1	1:17.572	12.579	10.850	1	78,848

Announcements

These results are provisional until the conclusion of any judicial and technical matters!



Rotax Euro Challenge 2014 Zuera/Spain

Rotax Seniors

Zuera 1,699 Km

Qualifying Practice Group S1

18.07.2014 15:00

Qualifying (10:00 Time) started at 15:00:01

Lap	Time of Day	Lap Tm	Diff	S1 Tm	S2 Tm	S3 Tm
(210) Luke Varley						
1	15:07:40.327	1:12.535	+7.542	26.600	24.666	21.269
2	15:08:45.752	1:05.425	+0.432	21.122	23.138	21.165
3	15:09:50.745	1:04.993		21.098	22.752	21.143
4	15:10:55.840	1:05.095	+0.102	21.119	22.795	21.181

Lap	Time of Day	Lap Tm	Diff	S1 Tm	S2 Tm	S3 Tm
(331) Oliver Hodgson						
1	15:07:39.944	1:13.161	+8.118	28.868	23.162	21.131
2	15:08:45.241	1:05.297	+0.254	21.010	23.159	21.128
3	15:09:50.284	1:05.043		21.201	22.689	21.153
4	15:10:55.553	1:05.269	+0.226	21.230	22.915	21.124
5	15:12:00.933	1:05.380	+0.337	21.214	22.986	21.180
6	15:13:06.358	1:05.425	+0.382	21.203	22.975	21.247

Lap	Time of Day	Lap Tm	Diff	S1 Tm	S2 Tm	S3 Tm
(255) Michael Cool						
1	15:07:39.754	1:09.963	+4.912	25.468	23.259	21.236
2	15:08:45.571	1:05.817	+0.766	21.307	23.296	21.214
3	15:09:51.404	1:05.833	+0.782	21.624	23.078	21.131
4	15:10:56.455	1:05.051		20.818	22.955	21.278
5	15:12:01.961	1:05.506	+0.455	21.080	22.997	21.429
6	15:13:07.434	1:05.473	+0.422	21.268	22.944	21.261

Lap	Time of Day	Lap Tm	Diff	S1 Tm	S2 Tm	S3 Tm
(214) Bas De Laet						
1	15:07:41.896	1:09.897	+4.844	25.776	23.013	21.108
2	15:08:46.949	1:05.053		21.046	22.803	21.204
3	15:09:52.408	1:05.459	+0.406	21.120	22.858	21.481
4	15:10:57.617	1:05.209	+0.156	20.891	23.175	21.143

Lap	Time of Day	Lap Tm	Diff	S1 Tm	S2 Tm	S3 Tm
(208) Glenn Van Parijs						
1	15:07:40.949	1:10.153	+4.938	24.974	23.445	21.734
2	15:08:46.619	1:05.670	+0.455	21.001	22.974	21.695
3	15:09:52.347	1:05.728	+0.513	21.269	22.859	21.600
4	15:10:57.562	1:05.215		20.740	23.255	21.220
5	15:12:02.821	1:05.259	+0.044	20.973	22.991	21.295
6	15:13:08.674	1:05.853	+0.638	21.620	22.922	21.311

Lap	Time of Day	Lap Tm	Diff	S1 Tm	S2 Tm	S3 Tm
(220) Abdullah Al Rawahi						
1	15:07:37.084	1:11.653	+6.436	26.866	23.653	21.134
2	15:08:43.214	1:06.130	+0.913	21.376	23.536	21.218
3	15:09:48.431	1:05.217		21.104	22.974	21.139
4	15:10:54.203	1:05.772	+0.555	21.485	23.064	21.223
5	15:11:59.913	1:05.710	+0.493	21.372	23.148	21.190
6	15:13:05.908	1:05.995	+0.778	21.504	23.225	21.266

Lap	Time of Day	Lap Tm	Diff	S1 Tm	S2 Tm	S3 Tm
(227) Josh White						
1	15:07:37.524	1:09.292	+4.026	25.152	22.993	21.147
2	15:08:42.992	1:05.468	+0.202	21.256	23.104	21.108
3	15:09:48.284	1:05.292	+0.026	21.034	22.938	21.320
4	15:10:53.550	1:05.266		21.078	22.998	21.190

Lap	Time of Day	Lap Tm	Diff	S1 Tm	S2 Tm	S3 Tm
(260) Sam Smelt						
1	15:07:37.028	1:10.264	+4.909	25.069	23.776	21.419
2	15:08:42.383	1:05.355		21.102	23.058	21.195
3	15:09:48.163	1:05.780	+0.425	21.318	23.119	21.343
4	15:10:55.103	1:06.940	+1.585	22.071	23.614	21.255
5	15:12:00.746	1:05.643	+0.288	21.316	23.066	21.261
6	15:13:06.819	1:06.073	+0.718	21.493	23.064	21.516

Lap	Time of Day	Lap Tm	Diff	S1 Tm	S2 Tm	S3 Tm
(330) Tomoki Takahashi						
1	15:07:36.626	1:11.680	+6.323	26.377	23.896	21.407
2	15:08:43.379	1:06.753	+1.396	22.312	23.251	21.190
3	15:09:48.736	1:05.357		21.126	23.031	21.200
4	15:10:55.520	1:06.784	+1.427	21.638	23.782	21.364
5	15:12:02.764	1:07.244	+1.887	21.817	23.950	21.477
6	15:13:10.045	1:07.281	+1.924	22.384	23.599	21.298

Lap	Time of Day	Lap Tm	Diff	S1 Tm	S2 Tm	S3 Tm
(286) Victor Oberg						
1	15:07:33.751		+3.935	25.044	23.026	21.224
2	15:08:39.110	1:05.359		21.197	23.025	21.137
3	15:09:44.548	1:05.438	+0.079	21.215	22.983	21.240
4	15:10:49.946	1:05.398	+0.039	21.087	23.092	21.219
5	15:11:56.287	1:06.341	+0.982	21.251	23.748	21.342
6	15:13:01.795	1:05.508	+0.149	21.215	22.966	21.327

Lap	Time of Day	Lap Tm	Diff	S1 Tm	S2 Tm	S3 Tm
(222) Lars Lamborelle						
1	15:07:34.317	1:09.923	+4.553	25.707	23.063	21.153
2	15:08:39.933	1:05.616	+0.246	21.288	22.828	21.500
3	15:09:45.303	1:05.370		21.145	22.970	21.255
4	15:10:50.700	1:05.397	+0.027	21.261	22.944	21.192
5	15:11:56.506	1:05.806	+0.436	21.446	23.140	21.220
6	15:13:02.161	1:05.655	+0.285	21.263	23.121	21.271

Lap	Time of Day	Lap Tm	Diff	S1 Tm	S2 Tm	S3 Tm
(256) Marc Gonzalez						
1	15:07:41.696	1:11.031	+5.638	26.701	23.097	21.233
2	15:08:47.216	1:05.520	+0.127	21.412	22.946	21.162
3	15:09:53.118	1:05.902	+0.509	21.540	23.175	21.187
4	15:10:58.511	1:05.393		21.167	22.960	21.266
5	15:12:04.732	1:06.221	+0.828	21.488	23.357	21.376
6	15:13:10.577	1:05.845	+0.452	21.513	23.019	21.313

Lap	Time of Day	Lap Tm	Diff	S1 Tm	S2 Tm	S3 Tm
(258) Vincent Fraisse						
1	15:07:35.827	1:10.658	+5.187	26.155	23.232	21.271
2	15:08:41.298	1:05.471		21.402	22.808	21.261
3	15:09:46.773	1:05.475	+0.004	21.169	23.083	21.223
4	15:10:52.372	1:05.599	+0.128	21.075	23.058	21.466
5	15:11:58.272	1:05.900	+0.429	21.509	23.060	21.331
6	15:13:06.047	1:07.775	+2.304	21.505	24.748	21.522

Lap	Time of Day	Lap Tm	Diff	S1 Tm	S2 Tm	S3 Tm
(204) Martin Mortensen						
1	15:06:21.872	2:59.575	+1:54.090	21.455		
2	15:07:31.964	1:10.092	+4.607	25.503	23.164	21.425
3	15:08:37.697	1:05.733	+0.248	21.453	22.995	21.285
4	15:09:44.281	1:06.584	+1.099	22.209	23.222	21.153
5	15:10:49.766	1:05.485		21.199	23.112	21.174
6	15:11:56.084	1:06.318	+0.833	21.698	23.219	21.401
7	15:13:02.013	1:05.929	+0.444	21.411	23.242	21.276

Lap	Time of Day	Lap Tm	Diff	S1 Tm	S2 Tm	S3 Tm
(228) Nicolas Picot						
1	15:07:32.665	1:11.587	+6.100	26.962	23.312	21.313
2	15:08:38.320	1:05.655	+0.168	21.252	23.098	21.305
3	15:09:44.222	1:05.902	+0.415	21.473	23.193	21.236
4	15:10:49.709	1:05.487		21.177	23.090	21.220
5	15:11:56.680	1:06.971	+1.484	21.407	24.327	21.237
6	15:13:02.598	1:05.918	+0.431	21.475	23.219	21.224

Lap	Time of Day	Lap Tm	Diff	S1 Tm	S2 Tm	S3 Tm
(234) Julien Falchero						
1	15:07:36.236	1:11.542	+6.042	26.361	23.926	21.255
2	15:08:41.736	1:05.500		21.315	22.987	21.198
3	15:09:47.444	1:05.708	+0.208	21.453	22.946	21.309
4	15:10:53.064	1:05.620	+0.120	21.413	23.058	21.149
5	15:11:58.997	1:05.933	+0.433	21.571	23.092	21.270
6	15:13:05.462	1:06.465	+0.965	21.674	23.513	21.278

Lap	Time of Day	Lap Tm	Diff	S1 Tm	S2 Tm	S3 Tm
(218) Petr Bezel						
1	15:07:35.629	1:10.319	+4.812	25.634	23.306	21.379
2	15:08:41.386	1:05.757	+0.250	21.726	22.846	21.185
3	15:09:46.893	1:05.507		21.263	23.062	21.182
4	15:10:53.008	1:06.115	+0.608	21.131	23.028	21.956
5	15:11:58.603	1:05.595	+0.088	21.219	23.012	21.364
6	15:13:04.798	1:0				



Rotax Euro Challenge 2014 Zuera/Spain

Rotax Seniors

Zuera 1,699 Km

Qualifying Practice Group S1

18.07.2014 15:00

Qualifying (10:00 Time) started at 15:00:01

Lap	Time of Day	Lap Tm	Diff	S1 Tm	S2 Tm	S3 Tm
(327) Jack Aitken						
1	15:07:36.908	1:12.615	+7.063	27.029	24.185	21.401
2	15:08:42.559	1:05.651	+0.099	21.090	23.289	21.272
3	15:09:48.111	1:05.552		21.075	23.076	21.401
4	15:10:54.444	1:06.333	+0.781	21.924	23.052	21.357
5	15:12:06.329	1:11.885	+6.333	21.372	28.600	21.913
6	15:13:12.280	1:05.951	+0.399	21.259	23.227	21.465

Lap	Time of Day	Lap Tm	Diff	S1 Tm	S2 Tm	S3 Tm
(306) Max Aitken						
1	15:07:45.627	1:17.572		29.406	25.378	22.788

(333) Sam Schippers						
1	15:07:42.507	1:10.042	+4.354	25.499	23.332	21.211
2	15:08:48.195	1:05.688		21.142	23.257	21.289
3	15:09:54.011	1:05.816	+0.128	21.286	23.323	21.207
4	15:10:59.766	1:05.755	+0.067	21.165	23.329	21.261
5	15:12:06.068	1:06.302	+0.614	21.477	23.452	21.373

(241) Edward Tansley						
1	15:07:33.483	1:09.385	+3.574	24.914	23.231	21.240
2	15:08:39.294	1:05.811		21.231	23.363	21.217
3	15:09:45.118	1:05.824	+0.013	21.422	23.166	21.236
4	15:10:51.100	1:05.982	+0.171	21.550	23.207	21.225
5	15:11:57.014	1:05.914	+0.103	21.372	23.204	21.338
6	15:13:03.119	1:06.105	+0.294	21.428	23.362	21.315

(329) Marta Ariza						
1	15:07:40.630	1:13.485	+7.643	28.997	23.198	21.290
2	15:08:46.673	1:06.043	+0.201	21.287	23.254	21.502
3	15:09:53.110	1:06.437	+0.595	22.102	22.960	21.375
4	15:10:58.952	1:05.842		21.597	23.013	21.232
5	15:12:05.225	1:06.273	+0.431	21.732	23.249	21.292
6	15:13:11.723	1:06.498	+0.656	21.619	23.448	21.431

(289) Brett Ward						
1	15:07:39.806	1:13.597	+7.750	29.300	23.152	21.145
2	15:08:45.653	1:05.847		21.135	23.573	21.139
3	15:09:51.704	1:06.051	+0.204	21.459	23.330	21.262
4	15:10:58.214	1:06.510	+0.663	21.214	23.911	21.385
5	15:12:05.162	1:06.948	+1.101	21.679	23.793	21.476

(283) Jonathan Aberdein						
1	15:07:32.993	1:09.720	+3.824	25.033	23.292	21.395
2	15:08:38.889	1:05.896		21.301	23.115	21.480
3	15:09:45.061	1:06.172	+0.276	21.661	23.021	21.490
4	15:10:51.585	1:06.524	+0.628	21.709	23.338	21.477
5	15:11:58.003	1:06.418	+0.522	21.714	23.215	21.489
6	15:13:05.121	1:07.118	+1.222	21.521	24.051	21.546

(266) Christian Loft						
1	15:07:32.392	1:11.788	+5.805		23.387	21.555
2	15:08:39.060	1:06.668	+0.685	21.612	23.295	21.761
3	15:09:45.710	1:06.650	+0.667	21.956	23.355	21.339
4	15:10:51.693	1:05.983		21.282	23.302	21.399
5	15:11:57.814	1:06.121	+0.138	21.427	23.228	21.466
6	15:13:04.464	1:06.650	+0.667	21.850	23.401	21.399

(326) Michael Buchholz						
1	15:07:33.410	1:10.405	+4.005	25.698	23.211	21.496
2	15:08:39.873	1:06.463	+0.063	21.768	23.070	21.625
3	15:09:46.273	1:06.400		21.526	23.416	21.458
4	15:10:52.875	1:06.602	+0.202	21.366	23.082	22.154
5	15:11:59.613	1:06.738	+0.338	21.870	23.378	21.490
6	15:13:07.237	1:07.624	+1.224	21.990	23.362	22.272

(246) Maksim Shtotland						
1	15:07:39.224	1:10.143	+3.421	25.694	23.165	21.284
2	15:08:45.946	1:06.722		21.516	23.790	21.416



Rotax Euro Challenge 2014 Zuera/Spain

Rotax Seniors

Zuera 1,699 Km

Qualifying Practice Group S2 **-NEW-**

18.07.2014 15:20

Qualifying (10:00 Time) started at 15:20:00

Pos	No.	Name	Nat.	Chassis	Race Team	Laps	Best Tm	Diff	Gap	In Lap	km/h
1	215	Harry Webb	GBR	Tonykart	Strawberry Racing	5	1:04.409			1	94,962
2	302	Zack Clamandemelo	CAN	Intrepid	Intrepid Driver Program	4	1:04.697	0.288	0.288	1	94,539
3	205	Edward Brand	GBR	Intrepid	Intrepid Driver Program	4	1:04.753	0.344	0.056	1	94,457
4	250	Joseph Reilly	GBR	Tonykart	Strawberry Racing	3	1:04.786	0.377	0.033	3	94,409
5	224	Josh Price	GBR	Tonykart	Strawberry Racing	2	1:04.851	0.442	0.065	1	94,315
6	223	Tom Grice	GBR	Tonykart	Coles Racing	3	1:04.855	0.446	0.004	1	94,309
7	248	Philip Vollstedt	DNK	Tonykart	RS Competition	3	1:04.947	0.538	0.092	1	94,175
8	303	Guan Yu Zhou	GBR	Tonykart	Strawberry Racing	6	1:05.037	0.628	0.090	4	94,045
9	230	Alessandro Trombelli	ITA	Kosmic	Sinergy Motorsport	6	1:05.046	0.637	0.009	1	94,032
10	319	Xavier Pozzoli	FRA	Kosmic	Sonic Racing Kart	4	1:05.155	0.746	0.109	1	93,875
11	307	Lukasz Bartoszek	POL	CRG	CRG S.P.A.	5	1:05.282	0.873	0.127	1	93,692
12	212	Pierce Lehane	GBR	Alonso	Dan Holland Racing	4	1:05.286	0.877	0.004	1	93,686
13	225	Constantin Schoell	AUT	FA Kart	Dan Holland Racing	5	1:05.291	0.882	0.005	1	93,679
14	226	Jessica Backman	SWE	Tonykart	Strawberry Racing	6	1:05.313	0.904	0.022	1	93,648
15	335	Kezia Santoso	IDN	Gillard	PDB Racing Team	5	1:05.343	0.934	0.030	1	93,605
16	308	Dionisios Marcu	ROU	CRG	CRG S.P.A.	6	1:05.388	0.979	0.045	1	93,540
17	295	Joel Deputch	FRA	FA Kart	Race Evo	5	1:05.403	0.994	0.015	3	93,519
18	267	Gavin Jonk	NLD	Gillard	PDB Racing Team	6	1:05.416	1.007	0.013	4	93,500
19	324	Antoni Ptak	POL	Birel	KMS Birel Motorsport	5	1:05.522	1.113	0.106	3	93,349
20	219	Marie Bakken	NOR	Gillard	PDB Racing Team	5	1:05.562	1.153	0.040	2	93,292
21	292	Benjamin Bailly	DNK	Tonykart	RS Competition	6	1:05.789	1.380	0.227	4	92,970
22	328	Taylor Greenfield	PER	Gillard	PDB Racing Team	5	1:05.819	1.410	0.030	2	92,928
23	309	Maxence Laurent	FRA	Flandria Kart	Flandria Competition Kart	6	1:05.873	1.464	0.054	2	92,851
24	277	Max Renberg	SWE	Tonykart	RS Competition	6	1:05.905	1.496	0.032	6	92,806
25	296	Jose Sierra	MEX	Tonykart	Kids to Win	5	1:06.193	1.784	0.288	5	92,403
26	334	Faisal Al Zubair	OMN	DR	Msport	5	1:06.299	1.890	0.106	1	92,255
Not classified											
DQ	332	Jakub Kadlcak	CZE	Sodikart	Sodi Race Tech s.r.o.	5	1:05.300			1	93,666

Announcements

These results are provisional until the conclusion of any judicial and technical matters!
 No. 332 excluded from qualifying / technical non conformity

Timekeeping M. Wagner:



Clerk of the course Thomas Lainer:

Steward Horst Seidel:

Chief Scrutineer Paul Klaassen:

www.mylaps.com

Licensed to: Motorsport Events



Rotax Euro Challenge 2014 Zuera/Spain

Rotax Seniors

Zuera 1,699 Km

Qualifying Practice Group S2

18.07.2014 15:20

Qualifying (10:00 Time) started at 15:20:00

Lap	Time of Day	Lap Tm	Diff	S1 Tm	S2 Tm	S3 Tm	Lap	Time of Day	Lap Tm	Diff	S1 Tm	S2 Tm	S3 Tm
(215) Harry Webb							(212) Pierce Lehane						
1	15:25:08.075	1:04.409		20.740	22.736	20.933	1	15:25:12.938	1:05.286		21.292	22.895	21.099
2	15:26:15.958	1:07.883	+3.474	21.090	23.389	23.404	2	15:26:18.587	1:05.649	+0.363	21.223	23.238	21.188
3	15:27:21.379	1:05.421	+1.012	21.017	23.529	20.875	3	15:27:24.043	1:05.456	+0.170	21.168	23.004	21.284
4	15:28:26.223	1:04.844	+0.435	20.978	22.848	21.018	4	15:28:31.169	1:07.126	+1.840	22.426	23.422	21.278
5	15:29:31.401	1:05.178	+0.769	21.353	22.761	21.064	(225) Constantin Schoell						
(302) Zack Clamandemelo							1	15:25:09.822	1:05.291		21.155	22.945	21.191
1	15:25:08.674	1:04.697		20.937	22.808	20.952	2	15:26:15.881	1:06.059	+0.768	21.165	22.992	21.902
2	15:26:15.092	1:06.418	+1.721	21.298	23.036	22.084	3	15:27:22.477	1:06.596	+1.305	21.267	24.162	21.167
3	15:27:20.368	1:05.276	+0.579	21.371	22.799	21.106	4	15:28:28.060	1:05.583	+0.292	21.311	23.083	21.189
4	15:28:25.556	1:05.188	+0.491	21.219	22.871	21.098	5	15:29:34.091	1:06.031	+0.740	21.275	23.466	21.290
(205) Edward Brand							(332) Jakub Kadlcak						
1	15:25:08.479	1:04.753		20.854	22.829	21.070	1	15:25:10.796	1:05.300		21.419	22.756	21.125
2	15:26:14.841	1:06.362	+1.609	21.411	23.397	21.554	2	15:26:16.542	1:05.746	+0.446	21.429	22.890	21.427
3	15:27:19.698	1:04.857	+0.104	20.961	22.834	21.062	3	15:27:30.730	1:14.188	+8.888	22.458	30.540	21.190
4	15:28:25.055	1:05.357	+0.604	21.177	22.916	21.264	4	15:28:36.562	1:05.832	+0.532	21.517	22.974	21.341
(250) Joseph Reilly							5	15:29:42.351	1:05.789	+0.489	21.392	23.086	21.311
1	15:25:07.581	1:04.983	+0.197	21.095	22.748	21.140	(226) Jessica Backman						
2	15:26:14.783	1:07.202	+2.416	21.138	24.174	21.890	1	15:25:10.876	1:05.313		21.512	22.884	20.917
3	15:27:19.569	1:04.786		20.887	22.725	21.174	2	15:26:16.342	1:05.466	+0.153	21.114	22.938	21.414
(224) Josh Price							3	15:27:21.990	1:05.648	+0.335	20.952	23.644	21.052
1	15:25:16.748	1:04.851		21.182	22.637	21.032	4	15:28:27.375	1:05.385	+0.072	21.099	23.164	21.122
2	15:26:22.030	1:05.282	+0.431	21.120	22.902	21.260	5	15:29:32.808	1:05.433	+0.120	21.345	22.874	21.214
(223) Tom Grice							6	15:30:38.700	1:05.892	+0.579	21.464	23.265	21.163
1	15:25:17.025	1:04.855		20.996	22.864	20.995	(335) Kezia Santoso						
2	15:26:22.205	1:05.180	+0.325	21.010	22.922	21.248	1	15:25:14.190	1:05.343		21.241	22.952	21.150
3	15:27:27.341	1:05.136	+0.281	21.052	22.935	21.149	2	15:26:19.690	1:05.500	+0.157	21.361	22.924	21.215
(248) Philip Vollstedt							3	15:27:25.626	1:05.936	+0.593	21.207	23.376	21.353
1	15:25:17.412	1:04.947		21.097	22.876	20.974	4	15:28:31.610	1:05.984	+0.641	21.330	23.279	21.375
2	15:26:22.898	1:05.486	+0.539	21.233	22.965	21.288	5	15:29:37.486	1:05.876	+0.533	21.363	23.222	21.291
3	15:27:28.750	1:05.852	+0.905	21.340	23.252	21.260	(308) Dionisio Marcu						
(303) Guan Yu Zhou							1	15:25:13.544	1:05.388		21.475	22.768	21.145
1	15:25:11.605	1:06.274	+1.237	21.892	22.832	21.550	2	15:26:19.142	1:05.598	+0.210	21.388	22.859	21.351
2	15:26:17.117	1:05.512	+0.475	21.131	22.767	21.614	3	15:27:24.653	1:05.511	+0.123	21.279	22.948	21.284
3	15:27:22.624	1:05.507	+0.470	21.187	23.220	21.100	4	15:28:30.411	1:05.758	+0.370	21.328	23.129	21.301
4	15:28:27.661	1:05.037		20.926	22.958	21.153	5	15:29:36.276	1:05.865	+0.477	21.480	23.035	21.350
5	15:29:33.251	1:05.590	+0.553	21.449	22.944	21.197	6	15:30:49.775	1:13.499	+8.111	25.023	25.683	22.793
6	15:30:38.634	1:05.383	+0.346	21.133	22.934	21.316	(295) Joel Deputch						
(230) Alessandro Trombelli							1	15:25:15.780	1:05.599	+0.196	21.311	23.184	21.104
1	15:25:18.037	1:05.046		21.196	22.765	21.085	2	15:26:24.447	1:08.667	+3.264	21.720	25.808	21.139
2	15:26:23.868	1:05.831	+0.785	21.510	23.075	21.246	3	15:27:29.850	1:05.403		21.127	23.227	21.049
3	15:27:29.481	1:05.613	+0.567	21.266	23.084	21.263	4	15:28:37.410	1:07.560	+2.157	21.413	23.819	22.328
4	15:28:36.182	1:06.701	+1.655	21.454	23.818	21.429	5	15:29:43.172	1:05.762	+0.359	21.241	23.312	21.209
5	15:29:43.788	1:07.606	+2.560	21.468	24.625	21.513	(267) Gavin Jonk						
6	15:30:50.191	1:06.403	+1.357	21.762	23.189	21.452	1	15:25:11.523	1:06.168	+0.752	21.976	22.959	21.233
(319) Xavier Pozzoli							2	15:26:17.198	1:05.675	+0.259	21.508	22.763	21.404
1	15:25:10.572	1:05.155		21.176	22.797	21.182	3	15:27:23.294	1:06.096	+0.680	21.248	23.615	21.233
2	15:26:16.876	1:06.304	+1.149	21.708	22.955	21.641	4	15:28:28.710	1:05.416		21.295	22.888	21.233
3	15:27:23.141	1:06.265	+1.110	21.509	23.525	21.231	5	15:29:34.620	1:05.910	+0.494	21.496	22.959	21.455
4	15:28:29.578	1:06.437	+1.282	22.143	23.048	21.246	6	15:30:48.072	1:13.452	+8.036	21.723	23.589	28.140
(307) Lukasz Bartoszuk							(324) Antoni Ptak						
1	15:25:09.968	1:05.282		21.139	22.890	21.253	1	15:25:14.953	1:06.088	+0.566	21.642	23.274	21.172
2	15:26:16.272	1:06.304	+1.022	21.092	23.083	22.129	2	15:26:22.623	1:07.670	+2.148	22.160	23.955	21.555
3	15:27:23.567	1:07.295	+2.013	21.960	24.004	21.331	3	15:27:28.145	1:05.522		21.190	23.126	21.206
4	15:28:29.099	1:05.532	+0.250	21.144	23.049	21.339	4	15:28:33.810	1:05.665	+0.143	21.422	23.030	21.213
							5	15:29:39.928	1:06.118	+0.596	21.792	23.032	21.294

Timekeeping M. Wagner:

Clerk of the course Thomas Lainer:

www.mylaps.com

Steward Horst Seidel:

Chief Scrutineer Paul Klaassen:

Licensed to: Motorsport Events

Printed: 18.07.2014 15:34:50

posted at:

h



Rotax Euro Challenge 2014 Zuera/Spain

Rotax Seniors

Zuera 1,699 Km

Qualifying Practice Group S2

18.07.2014 15:20

Qualifying (10:00 Time) started at 15:20:00

Lap	Time of Day	Lap Tm	Diff	S1 Tm	S2 Tm	S3 Tm	Lap	Time of Day	Lap Tm	Diff	S1 Tm	S2 Tm	S3 Tm
(219) Marie Bakken													
1	15:25:12.473	1:05.588	+0.026	21.294	23.060	21.234							
2	15:26:18.035	1:05.562		21.423	22.902	21.237							
3	15:27:23.917	1:05.882	+0.320	21.292	23.294	21.296							
4	15:28:31.351	1:07.434	+1.872	21.433	24.359	21.642							
5	15:29:37.299	1:05.948	+0.386	21.376	23.067	21.505							
(292) Benjamin Bailly													
1	15:25:07.593	1:05.949	+0.160	21.433	23.231	21.285							
2	15:26:15.540	1:07.947	+2.158	21.646	23.415	22.886							
3	15:27:21.368	1:05.828	+0.039	21.462	23.035	21.331							
4	15:28:27.157	1:05.789		21.347	23.177	21.265							
5	15:29:33.152	1:05.995	+0.206	21.633	22.984	21.378							
6	15:30:39.227	1:06.075	+0.286	21.574	23.160	21.341							
(328) Taylor Greenfield													
1	15:25:14.790	1:05.876	+0.057	21.456	23.251	21.169							
2	15:26:20.609	1:05.819		21.709	22.794	21.316							
3	15:27:26.679	1:06.070	+0.251	21.645	23.056	21.369							
4	15:28:32.655	1:05.976	+0.157	21.552	23.088	21.336							
5	15:29:38.584	1:05.929	+0.110	21.435	23.161	21.333							
(309) Maxence Laurent													
1	15:25:15.368	1:06.630	+0.757	21.497	23.976	21.157							
2	15:26:21.241	1:05.873		21.545	23.030	21.298							
3	15:27:27.160	1:05.919	+0.046	21.556	23.150	21.213							
4	15:28:33.656	1:06.496	+0.623	21.845	23.204	21.447							
5	15:29:40.386	1:06.730	+0.857	22.056	23.375	21.299							
6	15:30:50.467	1:10.081	+4.208	21.832	25.230	23.019							
(277) Max Renberg													
1	15:25:07.133	1:05.909	+0.004	21.569	23.126	21.214							
2	15:26:15.356	1:08.223	+2.318	21.485	24.543	22.195							
3	15:27:21.707	1:06.351	+0.446	21.508	23.777	21.066							
4	15:28:27.634	1:05.927	+0.022	21.286	23.403	21.238							
5	15:29:34.372	1:06.738	+0.833	21.594	23.797	21.347							
6	15:30:40.277	1:05.905		21.247	23.436	21.222							
(296) Jose Sierra													
1	15:25:12.310	1:06.305	+0.112	21.866	23.144	21.295							
2	15:26:19.011	1:06.701	+0.508	21.744	23.540	21.417							
3	15:27:25.891	1:06.880	+0.687	21.631	23.723	21.526							
4	15:28:32.237	1:06.346	+0.153	21.478	23.399	21.469							
5	15:29:38.430	1:06.193		21.622	23.142	21.429							
(334) Faisal Al Zubair													
1	15:25:15.719	1:06.299		21.445	23.540	21.314							
2	15:26:22.039	1:06.320	+0.021	21.520	23.374	21.426							
3	15:27:28.632	1:06.593	+0.294	21.588	23.660	21.345							
4	15:28:35.552	1:06.920	+0.621	21.929	23.512	21.479							
5	15:29:42.293	1:06.741	+0.442	21.856	23.390	21.495							



Rotax Euro Challenge 2014 Zuera/Spain

Rotax Seniors

Zuera 1,699 Km

Total result Qualifying Group S1 / S2

Pos	No.	Name	Nat.	Chassis	Race Team	Total Best Tm	Diff	QS1 Best Tm	QS2 Best Tm
1	215	Harry Webb	GBR	Tonykart	Strawberry Racing	1:04.409			1:04.409
2	302	Zack Clamandemelo	CAN	Intrepid	Intrepid Driver Program	1:04.697	0.288		1:04.697
3	205	Edward Brand	GBR	Intrepid	Intrepid Driver Program	1:04.753	0.344		1:04.753
4	250	Joseph Reilly	GBR	Tonykart	Strawberry Racing	1:04.786	0.377		1:04.786
5	224	Josh Price	GBR	Tonykart	Strawberry Racing	1:04.851	0.442		1:04.851
6	223	Tom Grice	GBR	Tonykart	Coles Racing	1:04.855	0.446		1:04.855
7	248	Philip Vollstedt	DNK	Tonykart	RS Competition	1:04.947	0.538		1:04.947
8	210	Luke Varley	GBR	Birel	KMS Birel Motorsport	1:04.993	0.584	1:04.993	
9	303	Guan Yu Zhou	GBR	Tonykart	Strawberry Racing	1:05.037	0.628		1:05.037
10	331	Oliver Hodgson	GBR	Tonykart	KR Sport	1:05.043	0.634	1:05.043	
11	230	Alessandro Trombelli	ITA	Kosmic	Sinergy Motorsport	1:05.046	0.637		1:05.046
12	255	Michael Cool	BEL	Tonykart	Bouvin Power	1:05.051	0.642	1:05.051	
13	214	Bas De Laat	NLD	Gillard	PDB Racing Team	1:05.053	0.644	1:05.053	
14	319	Xavier Pozzoli	FRA	Kosmic	Sonic Racing Kart	1:05.155	0.746		1:05.155
15	208	Glenn Van Parijs	BEL	Tonykart	Bouvin Power	1:05.215	0.806	1:05.215	
16	220	Abdullah Al Rawahi	OMN	DR	Msport	1:05.217	0.808	1:05.217	
17	227	Josh White	GBR	Tonykart	Coles Racing	1:05.266	0.857	1:05.266	
18	307	Lukasz Bartoszuk	POL	CRG	CRG S.P.A.	1:05.282	0.873		1:05.282
19	212	Pierce Lehane	GBR	Alonso	Dan Holland Racing	1:05.286	0.877		1:05.286
20	225	Constantin Schoell	AUT	FA Kart	Dan Holland Racing	1:05.291	0.882		1:05.291
21	226	Jessica Backman	SWE	Tonykart	Strawberry Racing	1:05.313	0.904		1:05.313
22	335	Kezia Santoso	IDN	Gillard	PDB Racing Team	1:05.343	0.934		1:05.343
23	260	Sam Smelt	GBR	Kosmic	Aim Motorsport	1:05.355	0.946	1:05.355	
24	330	Tomoki Takahasi	JPN	Intrepid	Intrepid Driver Program	1:05.357	0.948	1:05.357	
25	286	Victor Oberg	SWE	Gillard	PDB Racing Team	1:05.359	0.950	1:05.359	
26	222	Lars Lamborelle	NLD	Tonykart	Strawberry Racing	1:05.370	0.961	1:05.370	
27	308	Dionisio Marcu	ROU	CRG	CRG S.P.A.	1:05.388	0.979		1:05.388
28	256	Marc Gonzalez	ESP	Kosmic	Binakart	1:05.393	0.984	1:05.393	
29	295	Joel Deputch	FRA	FA Kart	Race Evo	1:05.403	0.994		1:05.403
30	267	Gavin Jonk	NLD	Gillard	PDB Racing Team	1:05.416	1.007		1:05.416
31	258	Vincent Fraisse	FRA	Sodikart	Sodikart	1:05.471	1.062	1:05.471	
32	204	Martin Mortensen	DNK	Tonykart	RS Competition	1:05.485	1.076	1:05.485	
33	228	Nicolas Picot	FRA	Sodikart	Kart Pro Racing	1:05.487	1.078	1:05.487	
34	234	Julien Falchero	FRA	Kosmic	Sonic Racing Kart	1:05.500	1.091	1:05.500	
35	218	Petr Bezel	CZE	MS Kart	MS Kart Racing Team	1:05.507	1.098	1:05.507	
36	324	Antoni Ptak	POL	Birel	KMS Birel Motorsport	1:05.522	1.113		1:05.522
37	327	Jack Aitken	GBR	OTK	KR Sport	1:05.552	1.143	1:05.552	
38	219	Marie Bakken	NOR	Gillard	PDB Racing Team	1:05.562	1.153		1:05.562
39	333	Sam Schippers	NLD	FA Kart	Team TKP	1:05.688	1.279	1:05.688	
40	292	Benjamin Bailly	DNK	Tonykart	RS Competition	1:05.789	1.380		1:05.789
41	241	Edward Tansley	GBR	Tonykart	Coles Racing	1:05.811	1.402	1:05.811	
42	328	Taylor Greenfield	PER	Gillard	PDB Racing Team	1:05.819	1.410		1:05.819
43	329	Marta Ariza	ESP	Formula K	Team Ivan Racing	1:05.842	1.433	1:05.842	
44	289	Brett Ward	GBR	Alonso	Dan Holland Racing	1:05.847	1.438	1:05.847	
45	309	Maxence Laurent	FRA	Flandria Kart	Flandria Competition Kart	1:05.873	1.464		1:05.873

Announcements

These results are provisional until the conclusion of any judicial and technical matters!

No. 332 excluded from qualifying / technical non conformity



Rotax Euro Challenge 2014 Zuera/Spain

Rotax Seniors

Zuera 1,699 Km

Total result Qualifying Group S1 / S2

Pos	No.	Name	Nat.	Chassis	Race Team	Total Best Tm	Diff	QS1 Best Tm	QS2 Best Tm
46	283	Jonathan Aberdein	ZAF	Tonykart	KR Sport	1:05.896	1.487	1:05.896	
47	277	Max Renberg	SWE	Tonykart	RS Competition	1:05.905	1.496		1:05.905
48	266	Christian Loft	DNK	Tonykart	RS Competition	1:05.983	1.574	1:05.983	
49	296	Jose Sierra	MEX	Tonykart	Kids to Win	1:06.193	1.784		1:06.193
50	334	Faisal Al Zubair	OMN	DR	Msport	1:06.299	1.890		1:06.299
51	326	Michael Buchholz	ZAF	Intrepid	Intrepid Driver Program	1:06.400	1.991	1:06.400	
52	246	Maksim Shtotland	RUS	FA Kart	Mayak Racing	1:06.722	2.313	1:06.722	
53	306	Max Aitken	GBR	OTK	KR Sport	1:17.572	13.163	1:17.572	
DQ	332	Jakub Kadlcak	CZE	Sodikart	Sodi Race Tech s.r.o.				

Announcements

These results are provisional until the conclusion of any judicial and technical matters!
No. 332 excluded from qualifying / technical non conformity

Heat organization Rotax Euro Challenge Zuera / Spain Seniors Group A

Group	Pos	No.	Firstname	Lastname	Class	Overall BestTm
Group A	1	215	Harry	Webb	Seniors	1:04.409
Group A	5	224	Josh	Price	Seniors	1:04.851
Group A	9	303	Guan Yu	Zhou	Seniors	1:05.037
Group A	13	214	Bas	De Laat	Seniors	1:05.053
Group A	17	227	Josh	White	Seniors	1:05.266
Group A	21	226	Jessica	Backman	Seniors	1:05.313
Group A	25	286	Victor	Oberg	Seniors	1:05.359
Group A	29	295	Joel	Deputch	Seniors	1:05.403
Group A	33	228	Nicolas	Picot	Seniors	1:05.487
Group A	37	327	Jack	Aitken	Seniors	1:05.552
Group A	41	241	Edward	Tansley	Seniors	1:05.811
Group A	45	309	Maxence	Laurent	Seniors	1:05.873
Group A	49	296	Jose	Sierra	Seniors	1:06.193
Group A	53	306	Max	Aitken	Seniors	1:17.572



Clerk of the course Thomas Lainer:

Stewards (Chairman) Horst Seidel:

Scrutineer Paul Klaassen:

Timekeeping M. Wagner:

Printed: 18.07.2014 17:09

Posted at: h

**Heat organization
Rotax Euro Challenge
Zuera / Spain
Seniors Group B**

Group	Pos	No.	Firstname	Lastname	Class	Overall BestTm
Group B	2	302	Zack	Clamandemelo	Seniors	1:04.697
Group B	6	223	Tom	Grice	Seniors	1:04.855
Group B	10	331	Oliver	Hodgson	Seniors	1:05.043
Group B	14	319	Xavier	Pozzoli	Seniors	1:05.155
Group B	18	307	Lukasz	Bartoszuk	Seniors	1:05.282
Group B	22	335	Kezia	Santoso	Seniors	1:05.343
Group B	26	222	Lars	Lamborelle	Seniors	1:05.370
Group B	30	267	Gavin	Jonk	Seniors	1:05.416
Group B	34	234	Julien	Falchero	Seniors	1:05.500
Group B	38	219	Marie	Bakken	Seniors	1:05.562
Group B	42	328	Taylor	Greenfield	Seniors	1:05.819
Group B	46	283	Jonathan	Aberdein	Seniors	1:05.896
Group B	50	334	Faisal	Al Zubair	Seniors	1:06.299
Group B	54	332	Jakub	Kadlcak	Seniors	DQ



Clerk of the course Thomas Lainer:

Stewards (Chairman) Horst Seidel:

Scrutineer Paul Klaassen:

Timekeeping M. Wagner:

Printed: 18.07.2014 17:09

Posted at: h

Heat organization Rotax Euro Challenge Zuera / Spain Seniors Group C

Group	Pos	No.	Firstname	Lastname	Class	Overall BestTm
Group C	3	205	Edward	Brand	Seniors	1:04.753
Group C	7	248	Philip	Vollstedt	Seniors	1:04.947
Group C	11	230	Alessandro	Trombelli	Seniors	1:05.046
Group C	15	208	Glenn	Van Parijs	Seniors	1:05.215
Group C	19	212	Pierce	Lehane	Seniors	1:05.286
Group C	23	260	Sam	Smelt	Seniors	1:05.355
Group C	27	308	Dionisios	Marcu	Seniors	1:05.388
Group C	31	258	Vincent	Fraisse	Seniors	1:05.471
Group C	35	218	Petr	Bezel	Seniors	1:05.507
Group C	39	333	Sam	Schippers	Seniors	1:05.688
Group C	43	329	Marta	Ariza	Seniors	1:05.842
Group C	47	277	Max	Renberg	Seniors	1:05.905
Group C	51	326	Michael	Buchholz	Seniors	1:06.400



Clerk of the course Thomas Lainer:

Stewards (Chairman) Horst Seidel:

Scrutineer Paul Klaassen:

Timekeeping M. Wagner:

Printed: 18.07.2014 17:09

posted at: h

Heat organization Rotax Euro Challenge Zuera / Spain Seniors Group D

Group	Pos	No.	Firstname	Lastname	Class	Overall BestTm
Group D	4	250	Joseph	Reilly	Seniors	1:04.786
Group D	8	210	Luke	Varley	Seniors	1:04.993
Group D	12	255	Michael	Cool	Seniors	1:05.051
Group D	16	220	Abdullah	Al Rawahi	Seniors	1:05.217
Group D	20	225	Constantin	Schoell	Seniors	1:05.291
Group D	24	330	Tomoki	Takahasi	Seniors	1:05.357
Group D	28	256	Marc	Gonzalez	Seniors	1:05.393
Group D	32	204	Martin	Mortensen	Seniors	1:05.485
Group D	36	324	Antoni	Ptak	Seniors	1:05.522
Group D	40	292	Benjamin	Bailly	Seniors	1:05.789
Group D	44	289	Brett	Ward	Seniors	1:05.847
Group D	48	266	Christian	Loft	Seniors	1:05.983
Group D	52	246	Maksim	Shtotland	Seniors	1:06.722



Clerk of the course Thomas Lainer:

Stewards (Chairman) Horst Seidel:

Scrutineer Paul Klaassen:

Timekeeping M. Wagner:

Printed: 18.07.2014 17:09

posted at: h

Rotax Euro Challenge
 Class: Seniors
 Date/Time: 19.07.2014 11:00

Track: Zuera / Spain
 Heat: Race 3 Qualifying Heat 1 A+B
 Laps: 8

Edition 1

		18	
	35		36
		17	
	33		34
		16	
	31		32
		15	
	29		30
Max Aitken	306	Group A 1:17.572	14
	27		Jakub Kadlcak
			332
			Group B DQ
Jose Sierra	296	Group A 1:06.193	13
	25		Faisal Al Zubair
			334
			Group B 1:06.299
Maxence Laurent	309	Group A 1:05.873	12
	23		Jonathan Aberdein
			283
			Group B 1:05.896
Edward Tansley	241	Group A 1:05.811	11
	21		Taylor Greenfield
			328
			Group B 1:05.819
Jack Aitken	327	Group A 1:05.552	10
	19		Marie Bakken
			219
			Group B 1:05.562
Nicolas Picot	228	Group A 1:05.487	9
	17		Julien Falchero
			234
			Group B 1:05.500
Joel Deputch	295	Group A 1:05.403	8
	15		Gavin Jonk
			267
			Group B 1:05.416
Victor Oberg	286	Group A 1:05.359	7
	13		Lars Lamborelle
			222
			Group B 1:05.370
Jessica Backman	226	Group A 1:05.313	6
	11		Kezia Santoso
			335
			Group B 1:05.343
Josh White	227	Group A 1:05.266	5
	9		Lukasz Bartoszuk
			307
			Group B 1:05.282
Bas De Laat	214	Group A 1:05.053	4
	7		Xavier Pozzoli
			319
			Group B 1:05.155
Guan Yu Zhou	303	Group A 1:05.037	3
	5		Oliver Hodgson
			331
			Group B 1:05.043
Josh Price	224	Group A 1:04.851	2
	3		Tom Grice
			223
			Group B 1:04.855
Harry Webb	215	Group A 1:04.409	1
	1		Zack Clamandemelo
			302
			Group B 1:04.697
		Row	2

Pole Position

Clerk of the course Thomas Lainer:
 Stewards (Chairman) Horst Seidel:

Scrutineer Paul Klaassen:
 Timekeeping M. Wagner:

Rotax Euro Challenge
Class: Seniors
Date/Time: 19.07.2014 11:20

Track: Zuera / Spain
Heat: Race 4 Qualifying Heat 2 C+D
Laps: 8

Edition 1

	35	18		36
	33	17		34
	31	16		32
	29	15		30
	27	14		28
Michael Buchholz	326	13	Maksim Shtotland	246
	25			26
Max Renberg	277	12	Christian Loft	266
	23			24
Marta Ariza	329	11	Brett Ward	289
	21			22
Sam Schippers	333	10	Benjamin Bailly	292
	19			20
Petr Bezel	218	9	Antoni Ptak	324
	17			18
Vincent Fraisse	258	8	Martin Mortensen	204
	15			16
Dionisios Marcu	308	7	Marc Gonzalez	256
	13			14
Sam Smelt	260	6	Tomoki Takahasi	330
	11			12
Pierce Lehane	212	5	Constantin Schoell	225
	9			10
Glenn Van Parijs	208	4	Abdullah Al Rawahi	220
	7			8
Alessandro Trombelli	230	3	Michael Cool	255
	5			6
Philip Vollstedt	248	2	Luke Varley	210
	3			4
Edward Brand	205	1	Joseph Reilly	250
	1	Row		2

Pole Position

Clerk of the course Thomas Lainer:
Stewards (Chairman) Horst Seidel:

Scrutineer Paul Klaassen:
Timekeeping M. Wagner:

Rotax Euro Challenge
Class: Seniors
Date/Time: 19.07.2014 16:40

Track: Zuera / Spain
Heat: Race 14 Qualifying Heat 6 B+C
Laps: 8

Edition 1

	18	
35		36
	17	
33		34
	16	
31		32
	15	
29		30
Jakub Kadlcak	14	
332		
Group B DQ		
27		28
Faisal Al Zubair	13	Michael Buchholz
334		326
Group B 1:06.299		Group C 1:06.400
25		26
Jonathan Aberdein	12	Max Renberg
283		277
Group B 1:05.896		Group C 1:05.905
23		24
Taylor Greenfield	11	Marta Ariza
328		329
Group B 1:05.819		Group C 1:05.842
21		22
Marie Bakken	10	Sam Schippers
219		333
Group B 1:05.562		Group C 1:05.688
19		20
Julien Falchero	9	Petr Bezel
234		218
Group B 1:05.500		Group C 1:05.507
17		18
Gavin Jonk	8	Vincent Fraise
267		258
Group B 1:05.416		Group C 1:05.471
15		16
Lars Lamborelle	7	Dionisios Marcu
222		308
Group B 1:05.370		Group C 1:05.388
13		14
Kezia Santoso	6	Sam Smelt
335		260
Group B 1:05.343		Group C 1:05.355
11		12
Lukasz Bartoszuk	5	Pierce Lehane
307		212
Group B 1:05.282		Group C 1:05.286
9		10
Xavier Pozzoli	4	Glenn Van Parijs
319		208
Group B 1:05.155		Group C 1:05.215
7		8
Oliver Hodgson	3	Alessandro Trombelli
331		230
Group B 1:05.043		Group C 1:05.046
5		6
Tom Grice	2	Philip Vollstedt
223		248
Group B 1:04.855		Group C 1:04.947
3		4
Zack Clamandemelo	1	Edward Brand
302		205
Group B 1:04.697		Group C 1:04.753
1		2

Pole Position

Clerk of the course Thomas Lainer:
Stewards (Chairman) Horst Seidel:

Scrutineer Paul Klaassen:
Timekeeping M. Wagner:

Rotax Euro Challenge
Class: Seniors
Date/Time: 19.07.2014 16:20

Track: Zuera / Spain
Heat: Race 13 Qualifying Heat 5 A+D
Laps: 8

Edition 1

		18	
	35		36
		17	
	33		34
		16	
	31		32
		15	
	29		30
Max Aitken	306	Group A 1:17.572	14
	27		28
Jose Sierra	296	Group A 1:06.193	13
	25		Maksim Shtotland
			246
			Group D 1:06.722
			26
Maxence Laurent	309	Group A 1:05.873	12
	23		Christian Loft
			266
			Group D 1:05.983
			24
Edward Tansley	241	Group A 1:05.811	11
	21		Brett Ward
			289
			Group D 1:05.847
			22
Jack Aitken	327	Group A 1:05.552	10
	19		Benjamin Bailly
			292
			Group D 1:05.789
			20
Nicolas Picot	228	Group A 1:05.487	9
	17		Antoni Ptak
			324
			Group D 1:05.522
			18
Joel Deputch	295	Group A 1:05.403	8
	15		Martin Mortensen
			204
			Group D 1:05.485
			16
Victor Oberg	286	Group A 1:05.359	7
	13		Marc Gonzalez
			256
			Group D 1:05.393
			14
Jessica Backman	226	Group A 1:05.313	6
	11		Tomoki Takahasi
			330
			Group D 1:05.357
			12
Josh White	227	Group A 1:05.266	5
	9		Constantin Schoell
			225
			Group D 1:05.291
			10
Bas De Laat	214	Group A 1:05.053	4
	7		Abdullah Al Rawahi
			220
			Group D 1:05.217
			8
Guan Yu Zhou	303	Group A 1:05.037	3
	5		Michael Cool
			255
			Group D 1:05.051
			6
Josh Price	224	Group A 1:04.851	2
	3		Luke Varley
			210
			Group D 1:04.993
			4
Harry Webb	215	Group A 1:04.409	1
	1		Joseph Reilly
			250
			Group D 1:04.786
			2

Pole Position

Clerk of the course Thomas Lainer:
Stewards (Chairman) Horst Seidel:

Scrutineer Paul Klaassen:
Timekeeping M. Wagner:

Rotax Euro Challenge
 Class: Seniors
 Date/Time: 19.07.2014 14:00

Track: Zuera / Spain
 Heat: Race 8 Qualifying Heat 3 A+C
 Laps: 8
 Edition 1

	18	
35		36
	17	
33		34
	16	
31		32
	15	
29		30
Max Aitken 306 Group A 1:17.572	14	
27		28
Jose Sierra 296 Group A 1:06.193	13	Michael Buchholz 326 Group C 1:06.400
25		26
Maxence Laurent 309 Group A 1:05.873	12	Max Renberg 277 Group C 1:05.905
23		24
Edward Tansley 241 Group A 1:05.811	11	Marta Ariza 329 Group C 1:05.842
21		22
Jack Aitken 327 Group A 1:05.552	10	Sam Schippers 333 Group C 1:05.688
19		20
Nicolas Picot 228 Group A 1:05.487	9	Petr Bezel 218 Group C 1:05.507
17		18
Joel Deputch 295 Group A 1:05.403	8	Vincent Fraise 258 Group C 1:05.471
15		16
Victor Oberg 286 Group A 1:05.359	7	Dionisio Marcu 308 Group C 1:05.388
13		14
Jessica Backman 226 Group A 1:05.313	6	Sam Smelt 260 Group C 1:05.355
11		12
Josh White 227 Group A 1:05.266	5	Pierce Lehane 212 Group C 1:05.286
9		10
Bas De Laat 214 Group A 1:05.053	4	Glenn Van Parijs 208 Group C 1:05.215
7		8
Guan Yu Zhou 303 Group A 1:05.037	3	Alessandro Trombelli 230 Group C 1:05.046
5		6
Josh Price 224 Group A 1:04.851	2	Philip Vollstedt 248 Group C 1:04.947
3		4
Harry Webb 215 Group A 1:04.409	1	Edward Brand 205 Group C 1:04.753
1	Row	2

Pole Position

Clerk of the course Thomas Lainer:
 Stewards (Chairman) Horst Seidel:

Scrutineer Paul Klaassen:
 Timekeeping M. Wagner:

Rotax Euro Challenge
Class: Seniors
Date/Time: 19.07.2014 14:20

Track: Zuera / Spain
Heat: Race 9 Qualifying Heat 4 B+D
Laps: 8

Edition 1

	18	
35		36
	17	
33		34
	16	
31		32
	15	
29		30
Jakub Kadlcak	14	
332 Group B DQ		28
27		
Faisal Al Zubair	13	Maksim Shtotland
334 Group B 1:06.299		246 Group D 1:06.722
25		26
Jonathan Aberdein	12	Christian Loft
283 Group B 1:05.896		266 Group D 1:05.983
23		24
Taylor Greenfield	11	Brett Ward
328 Group B 1:05.819		289 Group D 1:05.847
21		22
Marie Bakken	10	Benjamin Bailly
219 Group B 1:05.562		292 Group D 1:05.789
19		20
Julien Falchero	9	Antoni Ptak
234 Group B 1:05.500		324 Group D 1:05.522
17		18
Gavin Jonk	8	Martin Mortensen
267 Group B 1:05.416		204 Group D 1:05.485
15		16
Lars Lamborelle	7	Marc Gonzalez
222 Group B 1:05.370		256 Group D 1:05.393
13		14
Kezia Santoso	6	Tomoki Takahasi
335 Group B 1:05.343		330 Group D 1:05.357
11		12
Lukasz Bartoszuk	5	Constantin Schoell
307 Group B 1:05.282		225 Group D 1:05.291
9		10
Xavier Pozzoli	4	Abdullah Al Rawahi
319 Group B 1:05.155		220 Group D 1:05.217
7		8
Oliver Hodgson	3	Michael Cool
331 Group B 1:05.043		255 Group D 1:05.051
5		6
Tom Grice	2	Luke Varley
223 Group B 1:04.855		210 Group D 1:04.993
3		4
Zack Clamandemelo	1	Joseph Reilly
302 Group B 1:04.697		250 Group D 1:04.786
1	Row	2

Pole Position

Clerk of the course Thomas Lainer:
Stewards (Chairman) Horst Seidel:

Scrutineer Paul Klaassen:
Timekeeping M. Wagner:



Rotax Euro Challenge 2014 Zuera/Spain

Rotax Seniors

Zuera 1,699 Km

Warm up Even Numbers

19.07.2014 09:15

Practice (10:00 Time) started at 9:15:00

Pos	No.	Name	Nat.	Chassis	Race Team	Laps	Best Tm	Diff	Gap	In Lap	km/h
1	302	Zack Clamandemelo	CAN	Intrepid	Intrepid Driver Program	6	1:03.947			5	95,648
2	250	Joseph Reilly	GBR	Tonykart	Strawberry Racing	6	1:03.984	0.037	0.037	5	95,593
3	222	Lars Lamborelle	NLD	Tonykart	Strawberry Racing	6	1:04.315	0.368	0.331	4	95,101
4	286	Victor Oberg	SWE	Gillard	PDB Racing Team	6	1:04.316	0.369	0.001	6	95,099
5	224	Josh Price	GBR	Tonykart	Strawberry Racing	4	1:04.382	0.435	0.066	4	95,002
6	306	Max Aitken	GBR	OTK	KR Sport	5	1:04.515	0.568	0.133	4	94,806
7	308	Dionisios Marcu	ROU	CRG	CRG S.P.A.	6	1:04.545	0.598	0.030	3	94,762
8	214	Bas De Laat	NLD	Gillard	PDB Racing Team	6	1:04.546	0.599	0.001	5	94,760
9	226	Jessica Backman	SWE	Tonykart	Strawberry Racing	6	1:04.558	0.611	0.012	3	94,743
10	220	Abdullah Al Rawahi	OMN	DR	Msport	5	1:04.587	0.640	0.029	5	94,700
11	332	Jakub Kadlcak	CZE	Sodikart	Sodi Race Tech s.r.o.	6	1:04.597	0.650	0.010	3	94,686
12	234	Julien Falchero	FRA	Kosmic	Sonic Racing Kart	6	1:04.609	0.662	0.012	5	94,668
13	212	Pierce Lehane	GBR	Alonso	Dan Holland Racing	5	1:04.646	0.699	0.037	5	94,614
14	228	Nicolas Picot	FRA	Sodikart	Kart Pro Racing	5	1:04.662	0.715	0.016	5	94,590
15	210	Luke Varley	GBR	Birel	KMS Birel Motorsport	6	1:04.677	0.730	0.015	2	94,568
16	324	Antoni Ptak	POL	Birel	KMS Birel Motorsport	6	1:04.682	0.735	0.005	4	94,561
17	260	Sam Smelt	GBR	Kosmic	Aim Motorsport	6	1:04.706	0.759	0.024	3	94,526
18	292	Benjamin Bailly	DNK	Tonykart	RS Competition	6	1:04.778	0.831	0.072	6	94,421
19	208	Glenn Van Parijs	BEL	Tonykart	Bouvin Power	7	1:04.873	0.926	0.095	6	94,283
20	256	Marc Gonzalez	ESP	Kosmic	Binakart	6	1:04.876	0.929	0.003	4	94,278
21	230	Alessandro Trombelli	ITA	Kosmic	Sinergy Motorsport	6	1:04.884	0.937	0.008	5	94,267
22	204	Martin Mortensen	DNK	Tonykart	RS Competition	6	1:04.913	0.966	0.029	6	94,225
23	328	Taylor Greenfield	PER	Gillard	PDB Racing Team	6	1:04.937	0.990	0.024	3	94,190
24	248	Philip Vollstedt	DNK	Tonykart	RS Competition	6	1:04.937	0.990		4	94,190
25	218	Petr Bezel	CZE	MS Kart	MS Kart Racing Team	6	1:04.947	1.000	0.010	4	94,175
26	266	Christian Loft	DNK	Tonykart	RS Competition	6	1:05.047	1.100	0.100	6	94,030
27	258	Vincent Fraise	FRA	Sodikart	Sodikart	7	1:05.077	1.130	0.030	7	93,987
28	296	Jose Sierra	MEX	Tonykart	Kids to Win	6	1:05.132	1.185	0.055	4	93,908
29	246	Maksim Shtotland	RUS	FA Kart	Mayak Racing	6	1:05.266	1.319	0.134	6	93,715
30	334	Faisal Al Zubair	OMN	DR	Msport	6	1:05.561	1.614	0.295	2	93,293
31	326	Michael Buchholz	ZAF	Intrepid	Intrepid Driver Program	7	1:05.675	1.728	0.114	5	93,131
32	330	Tomoki Takahasi	JPN	Intrepid	Intrepid Driver Program	3	1:05.939	1.992	0.264	1	92,758



Rotax Euro Challenge 2014 Zuera/Spain

Rotax Seniors

Zuera 1,699 Km

Warm up Even Numbers

19.07.2014 09:15

Practice (10:00 Time) started at 9:15:00

Lap	Time of Day	Lap Tm	Diff	S1 Tm	S2 Tm	S3 Tm	Lap	Time of Day	Lap Tm	Diff	S1 Tm	S2 Tm	S3 Tm
(302) Zack Clamandemelo													
1	9:19:51.282	1:04.748	+0.801	20.950	22.968	20.830	4	9:23:08.847	1:04.718	+0.160	21.036	22.880	20.802
2	9:20:55.715	1:04.433	+0.486	20.758	22.774	20.901	5	9:24:14.017	1:05.170	+0.612	21.181	23.079	20.910
3	9:22:00.114	1:04.399	+0.452	20.716	22.806	20.877	6	9:25:18.620	1:04.603	+0.045	20.895	22.790	20.918
4	9:23:04.304	1:04.190	+0.243	20.720	22.653	20.817	(220) Abdullah Al Rawahi						
5	9:24:08.251	1:03.947		20.557	22.712	20.678	1	9:19:48.651	1:05.583	+0.996	21.244	23.104	21.235
6	9:25:13.039	1:04.788	+0.841	21.054	22.901	20.833	2	9:20:53.525	1:04.874	+0.287	20.781	23.080	21.013
(250) Joseph Reilly													
1	9:20:00.896	1:04.567	+0.583	20.835	22.881	20.851	3	9:21:58.585	1:05.060	+0.473	21.018	23.078	20.964
2	9:21:05.366	1:04.470	+0.486	20.825	22.902	20.743	4	9:23:03.531	1:04.946	+0.359	21.021	22.866	21.059
3	9:22:10.539	1:05.173	+1.189	20.699	23.495	20.979	5	9:24:08.118	1:04.587		20.819	22.833	20.935
4	9:23:14.785	1:04.246	+0.262	20.743	22.737	20.766	(332) Jakub Kadlczak						
5	9:24:18.769	1:03.984		20.663	22.615	20.706	1	9:19:50.992	1:05.562	+0.965	21.278	23.242	21.042
6	9:25:22.848	1:04.079	+0.095	20.625	22.707	20.747	2	9:20:56.229	1:05.237	+0.640	21.308	22.981	20.948
(222) Lars Lamborelle													
1	9:19:54.695	1:04.659	+0.344	20.920	22.870	20.869	3	9:22:00.826	1:04.597		20.833	22.858	20.906
2	9:20:59.813	1:05.118	+0.803	20.819	23.473	20.826	4	9:23:05.612	1:04.786	+0.189	20.873	22.925	20.988
3	9:22:04.186	1:04.373	+0.058	20.721	22.796	20.856	5	9:24:10.391	1:04.779	+0.182	20.958	22.931	20.890
4	9:23:08.501	1:04.315		20.791	22.703	20.821	6	9:25:15.239	1:04.848	+0.251	20.982	23.000	20.866
5	9:24:14.288	1:05.787	+1.472	20.940	24.034	20.813	(234) Julien Falchero						
6	9:25:18.678	1:04.390	+0.075	20.765	22.773	20.852	1	9:19:58.382	1:05.260	+0.651	21.098	22.967	21.195
(286) Victor Oberg													
1	9:20:01.235	1:04.711	+0.395	20.824	22.949	20.938	2	9:21:03.245	1:04.863	+0.254	20.938	22.965	20.960
2	9:21:05.839	1:04.604	+0.288	20.756	22.926	20.922	3	9:22:08.037	1:04.792	+0.183	21.032	22.786	20.974
3	9:22:10.640	1:04.801	+0.485	20.702	23.143	20.956	4	9:23:13.158	1:05.121	+0.512	21.019	23.018	21.084
4	9:23:15.125	1:04.485	+0.169	20.788	22.818	20.879	5	9:24:17.767	1:04.609		20.923	22.763	20.923
5	9:24:19.873	1:04.748	+0.432	20.723	22.892	21.133	6	9:25:22.394	1:04.627	+0.018	20.914	22.717	20.996
6	9:25:24.189	1:04.316		20.816	22.731	20.769	(212) Pierce Lehane						
(224) Josh Price													
1	9:20:05.908	1:04.520	+0.138	20.863	22.821	20.836	1	9:19:47.689	1:05.602	+0.956	21.076	23.280	21.246
2	9:21:10.369	1:04.461	+0.079	20.799	22.849	20.813	2	9:20:52.814	1:05.125	+0.479	21.031	23.038	21.056
3	9:22:14.782	1:04.413	+0.031	20.750	22.827	20.836	3	9:21:58.088	1:05.274	+0.628	21.345	22.978	20.951
4	9:23:19.164	1:04.382		20.768	22.739	20.875	4	9:23:02.955	1:04.867	+0.221	20.932	22.937	20.998
(306) Max Aitken													
1	9:19:55.929	1:05.280	+0.765	21.037	23.136	21.107	5	9:24:07.601	1:04.646		20.787	22.924	20.935
2	9:21:00.739	1:04.810	+0.295	20.924	22.969	20.917	(228) Nicolas Picot						
3	9:22:05.595	1:04.856	+0.341	20.800	23.096	20.960	1	9:19:20.262	1:06.243	+1.581	21.690	23.264	21.289
4	9:23:10.110	1:04.515		20.828	22.767	20.920	2	9:20:25.967	1:05.705	+1.043	21.353	23.161	21.191
5	9:24:14.987	1:04.877	+0.362	20.883	23.006	20.988	3	9:21:56.827	1:30.860	+26.198	21.332	30.141	39.387
(308) Dionisios Marcu													
1	9:20:05.806	1:05.042	+0.497	21.116	22.914	21.012	4	9:23:03.119	1:06.292	+1.630	22.308	22.957	21.027
2	9:21:10.803	1:04.997	+0.452	21.015	22.973	21.009	5	9:24:07.781	1:04.662		20.764	22.929	20.969
3	9:22:15.348	1:04.545		20.873	22.766	20.906	(210) Luke Varley						
4	9:23:20.072	1:04.724	+0.179	20.934	22.713	21.077	1	9:19:48.326	1:05.400	+0.723	21.312	23.034	21.054
5	9:24:24.864	1:04.792	+0.247	21.046	22.684	21.062	2	9:20:53.003	1:04.677		20.822	22.906	20.949
6	9:25:29.782	1:04.918	+0.373	21.065	22.663	21.190	3	9:21:57.685	1:04.682	+0.005	20.870	22.834	20.978
(214) Bas De Laat													
1	9:20:02.171	1:05.042	+0.496	20.919	22.981	21.142	4	9:23:02.521	1:04.836	+0.159	21.015	22.872	20.949
2	9:21:06.913	1:04.742	+0.196	20.823	22.926	20.993	5	9:24:07.298	1:04.777	+0.100	20.992	22.850	20.935
3	9:22:11.828	1:04.915	+0.369	20.849	23.068	20.998	6	9:25:13.452	1:06.154	+1.477	22.094	23.065	20.995
4	9:23:16.595	1:04.767	+0.221	20.766	22.941	21.060	(324) Antoni Ptak						
5	9:24:21.141	1:04.546		20.853	22.770	20.923	1	9:19:52.125	1:07.170	+2.488	22.494	23.532	21.144
6	9:25:25.740	1:04.599	+0.053	20.780	22.852	20.967	2	9:21:00.254	1:08.129	+3.447	22.828	24.173	21.128
(226) Jessica Backman													
1	9:19:54.591	1:04.719	+0.161	20.902	22.928	20.889	3	9:22:04.947	1:04.693	+0.011	20.803	22.908	20.982
2	9:20:59.571	1:04.980	+0.422	20.762	23.301	20.917	4	9:23:09.629	1:04.682		20.922	22.824	20.936
3	9:22:04.129	1:04.558		20.814	22.842	20.902	5	9:24:14.509	1:04.880	+0.198	20.947	23.033	20.900
(292) Benjamin Bailly													
(260) Sam Smelt													
1	9:19:53.075	1:04.991	+0.285	21.054	22.997	20.940	1	9:19:53.075	1:04.991	+0.285	21.054	22.997	20.940
2	9:20:58.269	1:05.194	+0.488	21.169	23.038	20.987	2	9:20:58.269	1:05.194	+0.488	21.169	23.038	20.987
3	9:22:02.975	1:04.706		20.928	22.796	20.982	3	9:22:02.975	1:04.706		20.928	22.796	20.982
4	9:23:07.929	1:04.954	+0.248	21.021	22.862	21.071	4	9:23:07.929	1:04.954	+0.248	21.021	22.862	21.071
5	9:24:13.777	1:05.848	+1.142	21.810	22.993	21.045	5	9:24:13.777	1:05.848	+1.142	21.810	22.993	21.045
6	9:25:19.459	1:05.682	+0.976	21.739	22.992	20.951	6	9:25:19.459	1:05.682	+0.976	21.739	22.992	20.951



Rotax Euro Challenge 2014 Zuera/Spain

Rotax Seniors

Zuera 1,699 Km

Warm up Even Numbers

19.07.2014 09:15

Practice (10:00 Time) started at 9:15:00

Lap	Time of Day	Lap Tm	Diff	S1 Tm	S2 Tm	S3 Tm
1	9:19:44.906	1:05.801	+1.023	21.273	23.389	21.139
2	9:20:50.198	1:05.292	+0.514	21.080	23.089	21.123
3	9:21:55.335	1:05.137	+0.359	20.990	23.060	21.087
4	9:23:00.449	1:05.114	+0.336	20.979	23.075	21.060
5	9:24:05.384	1:04.935	+0.157	20.921	22.969	21.045
6	9:25:10.162	1:04.778		20.918	22.895	20.965

Lap	Time of Day	Lap Tm	Diff	S1 Tm	S2 Tm	S3 Tm
2	9:20:47.186	1:05.793	+0.746	21.302	23.173	21.318
3	9:21:52.915	1:05.729	+0.682	21.263	23.211	21.255
4	9:22:59.680	1:06.765	+1.718	21.443	24.190	21.132
5	9:24:04.995	1:05.315	+0.268	21.190	23.048	21.077
6	9:25:10.042	1:05.047		21.092	22.925	21.030

(208) Glenn Van Parijs

1	9:19:34.519	1:06.320	+1.447	21.632	23.065	21.623
2	9:20:39.918	1:05.399	+0.526	21.272	22.902	21.225
3	9:21:45.208	1:05.290	+0.417	21.124	22.815	21.351
4	9:22:50.228	1:05.020	+0.147	21.089	22.797	21.134
5	9:23:55.193	1:04.965	+0.092	21.067	22.764	21.134
6	9:25:00.066	1:04.873		21.032	22.711	21.130
7	9:26:05.029	1:04.963	+0.090	21.079	22.725	21.159

(258) Vincent Fraise

1	9:18:42.143	1:06.721	+1.644	21.727	23.878	21.116
2	9:19:48.037	1:05.894	+0.817	21.466	23.483	20.945
3	9:20:53.544	1:05.507	+0.430	21.035	23.632	20.840
4	9:21:59.018	1:05.474	+0.397	20.960	23.620	20.894
5	9:23:04.154	1:05.136	+0.059	20.936	23.298	20.902
6	9:24:09.394	1:05.240	+0.163	21.135	23.265	20.840
7	9:25:14.471	1:05.077		21.015	23.174	20.888

(256) Marc Gonzalez

1	9:19:52.923	1:05.845	+0.969	21.232	23.561	21.052
2	9:20:58.477	1:05.554	+0.678	21.314	23.271	20.969
3	9:22:03.422	1:04.945	+0.069	21.055	22.898	20.992
4	9:23:08.298	1:04.876		21.068	22.846	20.962
5	9:24:15.078	1:06.780	+1.904	22.090	23.531	21.159
6	9:25:20.149	1:05.071	+0.195	21.049	22.898	21.124

(296) Jose Sierra

1	9:19:53.490	1:06.667	+1.535	21.628	23.588	21.451
2	9:21:00.098	1:06.608	+1.476	21.571	23.791	21.246
3	9:22:06.071	1:05.973	+0.841	21.322	23.361	21.290
4	9:23:11.203	1:05.132		20.950	23.125	21.057
5	9:24:16.646	1:05.443	+0.311	21.123	23.157	21.163
6	9:25:22.707	1:06.061	+0.929	21.280	23.261	21.520

(230) Alessandro Trombelli

1	9:19:58.625	1:04.998	+0.114	21.064	22.878	21.056
2	9:21:03.645	1:05.020	+0.136	21.070	22.825	21.125
3	9:22:08.594	1:04.949	+0.065	21.010	22.888	21.051
4	9:23:13.502	1:04.908	+0.024	20.940	22.828	21.140
5	9:24:18.386	1:04.884		21.033	22.823	21.028
6	9:25:23.546	1:05.160	+0.276	20.922	23.035	21.203

(246) Maksim Shtotland

1	9:19:56.572	1:06.055	+0.789	21.567	23.238	21.250
2	9:21:02.077	1:05.505	+0.239	21.087	23.226	21.192
3	9:22:07.598	1:05.521	+0.255	21.153	23.139	21.229
4	9:23:13.484	1:05.886	+0.620	21.221	23.154	21.511
5	9:24:18.835	1:05.351	+0.085	21.174	23.043	21.134
6	9:25:24.101	1:05.266		21.119	22.971	21.176

(204) Martin Mortensen

1	9:19:38.556	1:05.903	+0.990	21.547	23.188	21.168
2	9:20:43.931	1:05.375	+0.462	21.185	23.095	21.095
3	9:21:49.063	1:05.132	+0.219	21.123	22.967	21.042
4	9:22:54.228	1:05.165	+0.252	21.082	22.952	21.131
5	9:23:59.267	1:05.039	+0.126	21.072	22.938	21.029
6	9:25:04.180	1:04.913		21.065	22.868	20.980

(334) Faisal Al Zubair

1	9:19:56.277	1:06.299	+0.738	21.536	23.536	21.227
2	9:21:01.838	1:05.561		21.110	23.274	21.177
3	9:22:07.462	1:05.624	+0.063	21.151	23.200	21.273
4	9:23:14.402	1:06.940	+1.379	21.996	23.637	21.307
5	9:24:20.645	1:06.243	+0.682	21.318	23.657	21.268
6	9:25:26.707	1:06.062	+0.501	21.507	23.305	21.250

(328) Taylor Greenfield

1	9:20:02.359	1:05.285	+0.348	21.038	23.184	21.063
2	9:21:07.428	1:05.069	+0.132	20.961	22.938	21.170
3	9:22:12.365	1:04.937		20.991	22.795	21.151
4	9:23:17.363	1:04.998	+0.061	20.999	22.767	21.232
5	9:24:22.676	1:05.313	+0.376	21.240	22.869	21.204
6	9:25:27.941	1:05.265	+0.328	21.368	22.736	21.161

(326) Michael Buchholz

1	9:19:12.221	1:28.636	+22.961	43.350	23.888	21.398
2	9:20:18.359	1:06.138	+0.463	21.502	23.270	21.366
3	9:21:24.144	1:05.785	+0.110	21.297	23.095	21.393
4	9:22:29.904	1:05.760	+0.085	21.337	23.168	21.255
5	9:23:35.579	1:05.675		21.323	23.031	21.321
6	9:24:41.630	1:06.051	+0.376	21.325	23.262	21.464
7	9:25:47.615	1:05.985	+0.310	21.513	23.133	21.339

(248) Philip Vollstedt

1	9:19:43.863	1:05.737	+0.800	21.412	23.189	21.136
2	9:20:48.883	1:05.020	+0.083	21.060	22.969	20.991
3	9:21:53.895	1:05.012	+0.075	21.055	22.931	21.026
4	9:22:58.832	1:04.937		21.032	22.916	20.989
5	9:24:04.716	1:05.884	+0.947	21.100	23.663	21.121
6	9:25:09.725	1:05.009	+0.072	21.105	22.854	21.050

(330) Tomoki Takahasi

1	9:19:52.813	1:05.939		21.483	23.274	21.182
2	9:21:02.802	1:09.989	+4.050	24.383	24.507	21.099
3	9:22:10.578	1:07.776	+1.837	22.594	23.986	21.196

(218) Petr Bezel

1	9:19:52.267	1:06.546	+1.599	21.434	23.927	21.185
2	9:21:00.628	1:08.361	+3.414	23.822	23.460	21.079
3	9:22:06.014	1:05.386	+0.439	21.373	22.918	21.095
4	9:23:10.961	1:04.947		20.883	22.973	21.091
5	9:24:16.335	1:05.374	+0.427	21.210	22.996	21.168
6	9:25:21.546	1:05.211	+0.264	21.199	22.904	21.108

(266) Christian Loft

1	9:19:41.393	1:06.150	+1.103	21.526	23.294	21.330
---	-------------	-----------------	--------	--------	--------	--------

Timekeeping M. Wagner:

Clerk of the course Thomas Lainer:

www.mylaps.com

Steward Horst Seidel:

Chief Scrutineer Paul Klaassen:

Licensed to: Motorsport Events



Rotax Euro Challenge 2014 Zuera/Spain

Rotax Seniors

Zuera 1,699 Km

Warm up Odd Numbers

19.07.2014 09:30

Practice (10:00 Time) started at 9:30:01

Pos	No.	Name	Nat.	Chassis	Race Team	Laps	Best Tm	Diff	Gap	In Lap	km/h
1	205	Edward Brand	GBR	Intrepid	Intrepid Driver Program	7	1:03.977			5	95,603
2	215	Harry Webb	GBR	Tonykart	Strawberry Racing	8	1:04.115	0.138	0.138	8	95,397
3	319	Xavier Pozzoli	FRA	Kosmic	Sonic Racing Kart	8	1:04.143	0.166	0.028	8	95,356
4	289	Brett Ward	GBR	Alonso	Dan Holland Racing	9	1:04.295	0.318	0.152	2	95,130
5	277	Max Renberg	SWE	Tonykart	RS Competition	8	1:04.318	0.341	0.023	8	95,096
6	255	Michael Cool	BEL	Tonykart	Bouvin Power	6	1:04.332	0.355	0.014	6	95,076
7	303	Guan Yu Zhou	GBR	Tonykart	Strawberry Racing	7	1:04.358	0.381	0.026	5	95,037
8	227	Josh White	GBR	Tonykart	Coles Racing	8	1:04.392	0.415	0.034	6	94,987
9	241	Edward Tansley	GBR	Tonykart	Coles Racing	9	1:04.478	0.501	0.086	8	94,860
10	307	Lukasz Bartoszek	POL	CRG	CRG S.P.A.	9	1:04.531	0.554	0.053	3	94,782
11	225	Constantin Schoell	AUT	FA Kart	Dan Holland Racing	9	1:04.566	0.589	0.035	3	94,731
12	329	Marta Ariza	ESP	Formula K	Team Ivan Racing	8	1:04.592	0.615	0.026	5	94,693
13	331	Oliver Hodgson	GBR	Tonykart	KR Sport	9	1:04.606	0.629	0.014	8	94,672
14	267	Gavin Jonk	NLD	Gillard	PDB Racing Team	7	1:04.632	0.655	0.026	4	94,634
15	333	Sam Schippers	NLD	FA Kart	Team TKP	3	1:04.664	0.687	0.032	2	94,587
16	223	Tom Grice	GBR	Tonykart	Coles Racing	5	1:04.731	0.754	0.067	5	94,490
17	283	Jonathan Aberdein	ZAF	Tonykart	KR Sport	7	1:04.840	0.863	0.109	5	94,331
18	219	Marie Bakken	NOR	Gillard	PDB Racing Team	6	1:04.904	0.927	0.064	4	94,238
19	327	Jack Aitken	GBR	OTK	KR Sport	8	1:04.935	0.958	0.031	4	94,193
20	335	Kezia Santoso	IDN	Gillard	PDB Racing Team	7	1:05.233	1.256	0.298	7	93,762
21	309	Maxence Laurent	FRA	Flandria Kart	Flandria Competition Kart	7	1:05.436	1.459	0.203	7	93,471
22	295	Joel Deputch	FRA	FA Kart	Race Evo	8	1:05.484	1.507	0.048	8	93,403

Timekeeping M. Wagner:

Clerk of the course Thomas Lainer:

Steward Horst Seidel:

Chief Scrutineer Paul Klaassen:

www.mylaps.com

Printed: 19.07.2014 09:41:32

posted at: h

Licensed to: Motorsport Events



Rotax Euro Challenge 2014 Zuera/Spain

Rotax Seniors

Zuera 1,699 Km

Warm up Odd Numbers

19.07.2014 09:30

Practice (10:00 Time) started at 9:30:01

Lap	Time of Day	Lap Tm	Diff	S1 Tm	S2 Tm	S3 Tm	Lap	Time of Day	Lap Tm	Diff	S1 Tm	S2 Tm	S3 Tm
(205) Edward Brand							(227) Josh White						
1	9:32:29.025	1:04.906	+0.929	20.731	23.315	20.860	1	9:32:29.120	1:04.510	+0.118	20.580	22.904	21.026
2	9:33:33.483	1:04.458	+0.481	20.764	22.901	20.793	2	9:33:33.813	1:04.693	+0.301	20.728	23.232	20.733
3	9:34:37.874	1:04.391	+0.414	20.811	22.677	20.903	3	9:34:38.720	1:04.907	+0.515	20.762	23.375	20.770
4	9:35:42.172	1:04.298	+0.321	20.788	22.697	20.813	4	9:35:43.306	1:04.586	+0.194	20.909	22.791	20.886
5	9:36:46.149	1:03.977		20.629	22.658	20.690	5	9:36:53.080	1:09.774	+5.382	23.636	25.218	20.920
6	9:37:50.508	1:04.359	+0.382	20.713	22.759	20.887	6	9:37:57.472	1:04.392		20.721	22.760	20.911
7	9:38:54.867	1:04.359	+0.382	20.798	22.742	20.819	7	9:39:02.167	1:04.695	+0.303	20.967	22.786	20.942
(215) Harry Webb							(241) Edward Tansley						
1	9:32:15.997	1:04.666	+0.551	21.017	22.739	20.910	1	9:32:23.802	1:05.269	+0.791	21.228	23.011	21.030
2	9:33:20.266	1:04.269	+0.154	20.799	22.632	20.838	2	9:33:28.770	1:04.968	+0.490	21.020	22.992	20.956
3	9:34:24.535	1:04.269	+0.154	20.734	22.638	20.897	3	9:34:34.104	1:05.334	+0.856	21.109	23.333	20.892
4	9:35:28.803	1:04.268	+0.153	20.764	22.582	20.922	4	9:35:38.732	1:04.628	+0.150	20.784	22.845	20.999
5	9:36:33.011	1:04.208	+0.093	20.805	22.595	20.808	5	9:36:43.480	1:04.748	+0.270	20.788	23.010	20.950
6	9:37:37.265	1:04.254	+0.139	20.747	22.671	20.836	6	9:37:48.093	1:04.613	+0.135	20.851	22.801	20.961
7	9:38:41.402	1:04.137	+0.022	20.747	22.597	20.793	7	9:38:52.699	1:04.606	+0.128	20.876	22.843	20.887
8	9:39:45.517	1:04.115		20.708	22.555	20.852	8	9:39:57.177	1:04.478		20.878	22.724	20.876
(319) Xavier Pozzoli							(307) Lukasz Bartoszuk						
1	9:32:32.386	1:04.799	+0.656	21.159	22.738	20.902	1	9:32:21.970	1:05.253	+0.722	21.451	22.864	20.938
2	9:33:36.776	1:04.390	+0.247	20.912	22.647	20.831	2	9:33:26.512	1:04.542	+0.011	20.740	22.869	20.933
3	9:34:41.390	1:04.614	+0.471	20.810	22.807	20.997	3	9:34:31.043	1:04.531		20.705	22.846	20.980
4	9:35:45.902	1:04.512	+0.369	20.761	22.867	20.884	4	9:35:36.258	1:05.215	+0.684	21.157	22.974	21.084
5	9:36:50.167	1:04.265	+0.122	20.856	22.630	20.779	5	9:36:41.733	1:05.475	+0.944	21.278	23.105	21.092
6	9:37:54.510	1:04.343	+0.200	20.774	22.660	20.909	6	9:37:46.627	1:04.894	+0.363	20.906	22.917	21.071
7	9:38:58.991	1:04.481	+0.338	20.941	22.676	20.864	7	9:38:51.653	1:05.026	+0.495	21.058	22.941	21.027
8	9:40:03.134	1:04.143		20.653	22.634	20.856	8	9:39:56.481	1:04.828	+0.297	20.993	22.786	21.049
(289) Brett Ward							(225) Constantin Schoell						
1	9:32:25.003	1:04.697	+0.402	20.817	23.094	20.786	1	9:32:22.190	1:05.460	+0.894	21.525	22.999	20.936
2	9:33:29.298	1:04.295		20.748	22.693	20.854	2	9:33:26.763	1:04.573	+0.007	20.831	22.892	20.850
3	9:34:33.715	1:04.417	+0.122	20.724	22.754	20.939	3	9:34:31.329	1:04.566		20.805	22.827	20.934
4	9:35:38.351	1:04.636	+0.341	20.901	22.734	21.001	4	9:35:36.347	1:05.018	+0.452	21.172	22.832	21.014
5	9:36:42.983	1:04.632	+0.337	20.979	22.697	20.956	5	9:36:41.463	1:05.116	+0.550	21.077	23.014	21.025
6	9:37:47.523	1:04.540	+0.245	20.941	22.678	20.921	6	9:37:46.767	1:05.304	+0.738	21.436	22.961	20.907
7	9:38:52.129	1:04.606	+0.311	20.994	22.716	20.896	7	9:38:52.068	1:05.301	+0.735	21.131	22.897	21.273
8	9:39:56.660	1:04.531	+0.236	20.887	22.687	20.957	8	9:39:57.033	1:04.965	+0.399	21.246	22.731	20.988
9	9:41:01.538	1:04.878	+0.583	20.936	22.803	21.139	9	9:41:01.732	1:04.699	+0.133	20.953	22.776	20.970
(277) Max Renberg							(329) Marta Ariza						
1	9:32:31.314	1:05.094	+0.776	21.086	22.945	21.063	1	9:32:28.046	1:06.468	+1.876	21.898	23.423	21.147
2	9:33:36.190	1:04.876	+0.558	20.964	22.932	20.980	2	9:33:33.733	1:05.687	+1.095	21.098	23.313	21.276
3	9:34:41.740	1:05.550	+1.232	21.019	23.260	21.271	3	9:34:39.241	1:05.508	+0.916	21.634	22.948	20.926
4	9:35:46.266	1:04.526	+0.208	20.693	22.930	20.903	4	9:35:44.067	1:04.826	+0.234	20.978	22.834	21.014
5	9:36:50.727	1:04.461	+0.143	20.768	22.836	20.857	5	9:36:48.659	1:04.592		20.907	22.721	20.964
6	9:37:55.364	1:04.637	+0.319	20.770	22.962	20.905	6	9:37:53.311	1:04.652	+0.060	20.926	22.667	21.059
7	9:38:59.912	1:04.548	+0.230	20.895	22.713	20.940	7	9:38:58.104	1:04.793	+0.201	21.037	22.668	21.088
8	9:40:04.230	1:04.318		20.765	22.620	20.933	8	9:40:02.974	1:04.870	+0.278	21.061	22.691	21.118
(255) Michael Cool							(331) Oliver Hodgson						
1	9:32:28.120	1:04.784	+0.452	20.913	22.929	20.942	1	9:32:21.549	1:04.747	+0.141	20.944	22.826	20.977
2	9:33:33.327	1:05.207	+0.875	21.300	22.917	20.990	2	9:33:26.169	1:04.620	+0.014	20.980	22.777	20.863
3	9:34:38.520	1:05.193	+0.861	21.056	22.998	21.139	3	9:34:30.792	1:04.623	+0.017	20.915	22.749	20.959
4	9:35:43.694	1:05.174	+0.842	21.315	22.855	21.004	4	9:35:35.967	1:05.175	+0.569	21.282	22.912	20.981
5	9:36:48.339	1:04.645	+0.313	20.860	22.814	20.971	5	9:36:40.617	1:04.650	+0.044	21.005	22.691	20.954
6	9:37:52.671	1:04.332		20.675	22.709	20.948	6	9:37:45.554	1:04.937	+0.331	21.259	22.701	20.977
(303) Guan Yu Zhou							(329) Marta Ariza						
1	9:32:29.343	1:04.875	+0.517	21.040	22.788	21.047	7	9:38:50.431	1:04.877	+0.271	21.309	22.668	20.900
2	9:33:34.198	1:04.855	+0.497	20.612	23.396	20.847	8	9:39:55.037	1:04.606		20.998	22.658	20.950
3	9:34:38.660	1:04.462	+0.104	20.731	22.854	20.877	9	9:40:59.674	1:04.637	+0.031	21.044	22.621	20.972
4	9:35:43.609	1:04.949	+0.591	21.073	22.857	21.019							
5	9:36:47.967	1:04.358		20.727	22.725	20.906							
6	9:37:52.534	1:04.567	+0.209	20.890	22.714	20.963							

Official Timing www.rgmmc.com

Orbits

Timekeeping M. Wagner:



Clerk of the course Thomas Lainer:

Steward Horst Seidel:

Chief Scrutineer Paul Klaassen:

www.mylaps.com

Printed: 19.07.2014 09:43:28

posted at: h

Licensed to: Motorsport Events



Rotax Euro Challenge 2014 Zuera/Spain

Rotax Seniors

Zuera 1,699 Km

Warm up Odd Numbers

19.07.2014 09:30

Practice (10:00 Time) started at 9:30:01

Lap	Time of Day	Lap Tm	Diff	S1 Tm	S2 Tm	S3 Tm
(267) Gavin Jonk						
1	9:32:24.724	1:05.449	+0.817	21.294	22.986	21.169
2	9:33:30.320	1:05.596	+0.964	21.894	22.834	20.868
3	9:34:35.566	1:05.246	+0.614	20.879	23.118	21.249
4	9:35:40.198	1:04.632		20.907	22.648	21.077
5	9:36:46.677	1:06.479	+1.847	21.575	23.978	20.926
6	9:37:51.454	1:04.777	+0.145	21.051	22.613	21.113
7	9:38:58.772	1:07.318	+2.686	21.462	22.960	22.896

Lap	Time of Day	Lap Tm	Diff	S1 Tm	S2 Tm	S3 Tm
(295) Joel Deputch						
1	9:32:48.315	1:06.040	+0.556	21.467	23.365	21.208
2	9:33:54.139	1:05.824	+0.340	21.301	23.271	21.252
3	9:34:59.743	1:05.604	+0.120	21.227	23.245	21.132
4	9:36:05.283	1:05.540	+0.056	21.177	23.224	21.139
5	9:37:10.923	1:05.640	+0.156	21.189	23.152	21.299
6	9:38:16.449	1:05.526	+0.042	21.208	23.198	21.120
7	9:39:21.943	1:05.494	+0.010	21.167	23.139	21.188
8	9:40:27.427	1:05.484		21.187	23.142	21.155

(333) Sam Schippers						
1	9:38:28.285	1:05.007	+0.343	21.191	22.795	21.021
2	9:39:32.949	1:04.664		20.978	22.677	21.009
3	9:40:37.820	1:04.871	+0.207	20.941	22.686	21.244

(223) Tom Grice						
1	9:32:20.310	1:04.986	+0.255	21.268	22.873	20.845
2	9:33:25.077	1:04.767	+0.036	20.935	22.885	20.947
3	9:38:11.305	4:46.228	+3:41.497	20.986	22.850	20.911
4	9:39:16.068	1:04.763	+0.032	21.145	22.685	20.933
5	9:40:20.799	1:04.731		21.081	22.646	21.004

(283) Jonathan Aberdein						
1	9:32:24.983	1:05.196	+0.356	21.105	23.054	21.037
2	9:33:30.178	1:05.195	+0.355	21.345	22.819	21.031
3	9:34:35.522	1:05.344	+0.504	21.053	22.864	21.427
4	9:35:41.282	1:05.760	+0.920	21.790	22.971	20.999
5	9:36:46.122	1:04.840		20.974	22.869	20.997
6	9:37:51.494	1:05.372	+0.532	21.165	22.927	21.280
7	9:38:56.534	1:05.040	+0.200	20.958	22.887	21.195

(219) Marie Bakken						
1	9:32:29.981	1:08.212	+3.308	21.885	25.217	21.110
2	9:33:35.006	1:05.025	+0.121	21.069	22.956	21.000
3	9:34:40.148	1:05.142	+0.238	20.939	22.866	21.337
4	9:35:45.052	1:04.904		21.068	22.839	20.997
5	9:36:50.031	1:04.979	+0.075	21.077	22.886	21.016
6	9:37:55.267	1:05.236	+0.332	21.249	22.902	21.085

(327) Jack Aitken						
1	9:32:25.320	1:05.848	+0.913	21.566	23.303	20.979
2	9:33:30.763	1:05.443	+0.508	21.333	23.016	21.094
3	9:34:35.914	1:05.151	+0.216	21.081	22.862	21.208
4	9:35:40.849	1:04.935		20.960	22.810	21.165
5	9:36:45.999	1:05.150	+0.215	21.117	22.828	21.205
6	9:37:51.796	1:05.797	+0.862	21.888	22.838	21.071
7	9:38:56.965	1:05.169	+0.234	20.990	22.821	21.358
8	9:40:02.272	1:05.307	+0.372	21.115	22.848	21.344

(335) Kezia Santoso						
1	9:32:41.707	1:05.815	+0.582	21.515	23.093	21.207
2	9:34:24.856	1:43.149	+37.916	21.866	46.994	34.289
3	9:35:30.584	1:05.728	+0.495	21.480	23.037	21.211
4	9:36:36.040	1:05.456	+0.223	21.446	22.935	21.075
5	9:37:41.475	1:05.435	+0.202	21.399	22.914	21.122
6	9:38:46.838	1:05.363	+0.130	21.263	22.986	21.114
7	9:39:52.071	1:05.233		21.205	22.888	21.140

(309) Maxence Laurent						
1	9:32:27.987	1:06.001	+0.565	21.427	23.326	21.248
2	9:33:35.104	1:07.117	+1.681	21.400	23.882	21.835
3	9:34:40.784	1:05.680	+0.244	21.534	23.037	21.109
4	9:35:46.583	1:05.799	+0.363	21.253	23.244	21.302
5	9:36:52.084	1:05.501	+0.065	21.068	23.335	21.098
6	9:37:57.806	1:05.722	+0.286	21.270	23.107	21.345
7	9:39:03.242	1:05.436		21.194	22.979	21.263

Timekeeping M. Wagner:

Clerk of the course Thomas Lainer:

www.mylaps.com

Steward Horst Seidel:

Chief Scrutineer Paul Klaassen:

Licensed to: Motorsport Events



Rotax Euro Challenge 2014 Zuera/Spain

Rotax Seniors

Zuera 1,699 Km

RACE 3 Qualifying Heat 1 A-B

-NEW-

19.07.2014 11:00

Race (8 Laps) started at 11:04:57


Pos	No.	Name	Nat.	Chassis	Race Team	Laps	Total Tm	Diff	Best Tm	In Lap	km/h	Points
1	215	Harry Webb	GBR	Tonykart	Strawberry Racing	8	8:37.501		1:04.179	5	95,302	0
2	224	Josh Price	GBR	Tonykart	Strawberry Racing	8	8:38.385	0.884	1:04.181	6	95,299	2
3	331	Oliver Hodgson	GBR	Tonykart	KR Sport	8	8:39.140	1.639	1:04.324	5	95,087	3
4	303	Guan Yu Zhou	GBR	Tonykart	Strawberry Racing	8	8:40.366	2.865	1:04.171	7	95,314	4
5	223	Tom Grice	GBR	Tonykart	Coles Racing	8	8:40.924	3.423	1:04.329	7	95,080	5
6	226	Jessica Backman	SWE	Tonykart	Strawberry Racing	8	8:42.296	4.795	1:04.270	3	95,167	6
7	222	Lars Lamborelle	NLD	Tonykart	Strawberry Racing	8	8:42.698	5.197	1:04.244	3	95,206	7
8	227	Josh White	GBR	Tonykart	Coles Racing	8	8:42.715	5.214	1:04.459	7	94,888	8
9	214	Bas De Laat	NLD	Gillard	PDB Racing Team	8	8:43.039	5.538	1:04.518	4	94,801	9
10	286	Victor Oberg	SWE	Gillard	PDB Racing Team	8	8:43.152	5.651	1:04.313	4	95,104	10
11	319	Xavier Pozzoli	FRA	Kosmic	Sonic Racing Kart	8	8:43.401	5.900	1:04.385	8	94,997	11
12	306	Max Aitken	GBR	OTK	KR Sport	8	8:45.299	7.798	1:04.259	5	95,184	12
13	327	Jack Aitken	GBR	OTK	KR Sport	8	8:46.043	8.542	1:04.606	5	94,672	13
14	307	Lukasz Bartoszuk	POL	CRG	CRG S.P.A.	8	8:46.883	9.382	1:04.518	6	94,801	14
15	302	Zack Clamandemelo	CAN	Intrepid	Intrepid Driver Program	8	8:47.765	10.264	1:04.204	7	95,265	15
16	241	Edward Tansley	GBR	Tonykart	Coles Racing	8	8:49.280	11.779	1:04.552	3	94,752	16
17	267	Gavin Jonk	NLD	Gillard	PDB Racing Team	8	8:49.604	12.103	1:04.892	5	94,255	17
18	228	Nicolas Picot	FRA	Sodikart	Kart Pro Racing	8	8:50.698	13.197	1:05.059	8	94,013	18
19	283	Jonathan Aberdein	ZAF	Tonykart	KR Sport	8	8:51.282	13.781	1:04.814	3	94,369	19
20	295	Joel Deputch	FRA	FA Kart	Race Evo	8	8:51.796	14.295	1:04.666	8	94,584	20
21	309	Maxence Laurent	FRA	Flandria Kart	Flandria Competition Kart	8	8:53.253	15.752	1:05.246	3	93,744	21
22	219	Marie Bakken	NOR	Gillard	PDB Racing Team	8	8:53.632	16.131	1:05.061	4	94,010	22
23	296	Jose Sierra	MEX	Tonykart	Kids to Win	8	8:54.240	16.739	1:05.123	3	93,921	23
24	332	Jakub Kadlcak	CZE	Sodikart	Sodi Race Tech s.r.o.	8	8:54.287	16.786	1:05.132	3	93,908	24
25	335	Kezia Santoso	IDN	Gillard	PDB Racing Team	8	8:54.483	16.982	1:04.846	7	94,322	25
26	328	Taylor Greenfield	PER	Gillard	PDB Racing Team	8	8:54.782	17.281	1:04.920	6	94,214	26
27	334	Faisal Al Zubair	OMN	DR	Msport	6	8:58.911	2 Laps	1:05.796	5	92,960	27
28	234	Julien Falchero	FRA	Kosmic	Sonic Racing Kart		1.424	8 Laps		0	-	28

Announcements

These results are provisional until the conclusion of any judicial and technical matters!
 No. 302 time penalty 10 sec / jumpstart
 No. 328 warning board 5 sec. time penalty

Margin of Victory	Ø km/h	Best Lap Tm	km/h	Best Lap by
0.884	94,553	1:04.171	95,314	303 - Guan Yu Zhou

Official Timing www.rgmmc.com Orbits

Timekeeping M. Wagner:  Clerk of the course Thomas Lainer: www.mylaps.com
 Steward Horst Seidel: Chief Scrutineer Paul Klaassen: Licensed to: Motorsport Events
 Printed: 19.07.2014 12:59:15 posted at: h



Rotax Euro Challenge 2014 Zuera/Spain

Rotax Seniors

Zuera 1,699 Km

RACE 3 Qualifying Heat 1 A-B

19.07.2014 11:00

Race (8 Laps) started at 11:04:57

Lap	Time of Day	Lap Tm	Diff	S1 Tm	S2 Tm	S3 Tm	Lap	Time of Day	Lap Tm	Diff	S1 Tm	S2 Tm	S3 Tm							
(215) Harry Webb																				
1	11:06:04.236	1:06.366	+2.187	22.225	23.170	20.971	5	11:10:24.619	1:04.460	+0.216	20.777	22.617	21.066							
2	11:07:09.080	1:04.844	+0.665	20.975	22.898	20.971	6	11:11:30.359	1:05.740	+1.496	21.596	23.304	20.840							
3	11:08:13.414	1:04.334	+0.155	20.730	22.711	20.893	7	11:12:34.894	1:04.535	+0.291	20.851	22.867	20.817							
4	11:09:17.752	1:04.338	+0.159	20.758	22.675	20.905	8	11:13:40.495	1:05.601	+1.357	21.241	23.148	21.212							
5	11:10:21.931	1:04.179		20.654	22.653	20.872	(227) Josh White													
6	11:11:26.293	1:04.362	+0.183	20.853	22.661	20.848	1	11:06:05.688	1:07.444	+2.985	23.397	22.985	21.062							
7	11:12:30.567	1:04.274	+0.095	20.827	22.581	20.866	2	11:07:10.596	1:04.908	+0.449	21.095	22.884	20.929							
8	11:13:35.298	1:04.731	+0.552	21.241	22.540	20.950	3	11:08:15.415	1:04.819	+0.360	21.111	22.828	20.880							
(224) Josh Price																				
1	11:06:04.567	1:06.627	+2.446	22.751	22.866	21.010	4	11:09:20.050	1:04.635	+0.176	20.718	23.033	20.884							
2	11:07:10.279	1:05.712	+1.531	21.833	23.017	20.862	5	11:10:24.776	1:04.726	+0.267	20.964	22.876	20.886							
3	11:08:14.631	1:04.352	+0.171	20.693	22.798	20.861	6	11:11:30.305	1:05.529	+1.070	21.425	23.115	20.989							
4	11:09:19.224	1:04.593	+0.412	21.173	22.653	20.767	7	11:12:34.764	1:04.459		20.790	22.731	20.938							
5	11:10:23.462	1:04.238	+0.057	20.769	22.653	20.816	8	11:13:40.512	1:05.748	+1.289	21.687	22.911	21.150							
6	11:11:27.643	1:04.181		20.668	22.624	20.889	(214) Bas De Laet													
7	11:12:31.931	1:04.288	+0.107	20.851	22.611	20.826	1	11:06:07.200	1:09.059	+4.541	24.401	23.561	21.097							
8	11:13:36.182	1:04.251	+0.070	20.783	22.553	20.915	2	11:07:12.933	1:05.733	+1.215	20.942	23.742	21.049							
(331) Oliver Hodgson																				
1	11:06:04.765	1:06.789	+2.465	22.857	22.926	21.006	3	11:08:18.064	1:05.131	+0.613	21.081	23.000	21.050							
2	11:07:09.746	1:04.981	+0.657	21.212	22.758	21.011	4	11:09:22.582	1:04.518		20.788	22.746	20.984							
3	11:08:14.159	1:04.413	+0.089	20.853	22.636	20.924	5	11:10:27.135	1:04.553	+0.035	20.800	22.761	20.992							
4	11:09:19.038	1:04.879	+0.555	21.377	22.693	20.809	6	11:11:31.784	1:04.649	+0.131	21.018	22.648	20.983							
5	11:10:23.362	1:04.324		20.712	22.645	20.967	7	11:12:36.309	1:04.525	+0.007	20.954	22.596	20.975							
6	11:11:27.917	1:04.555	+0.231	21.039	22.610	20.906	8	11:13:40.836	1:04.527	+0.009	20.875	22.647	21.005							
7	11:12:32.398	1:04.481	+0.157	21.028	22.557	20.896	(286) Victor Oberg													
8	11:13:36.937	1:04.539	+0.215	21.060	22.565	20.914	1	11:06:08.858	1:10.010	+5.697	25.056	23.253	21.701							
(303) Guan Yu Zhou																				
1	11:06:05.008	1:06.943	+2.772	23.142	22.851	20.950	2	11:07:13.511	1:04.653	+0.340	20.925	22.860	20.868							
2	11:07:10.047	1:05.039	+0.868	21.182	22.993	20.864	3	11:08:18.745	1:05.234	+0.921	21.163	23.189	20.882							
3	11:08:14.428	1:04.381	+0.210	20.748	22.798	20.835	4	11:09:23.058	1:04.313		21.683	22.727	20.903							
4	11:09:19.599	1:05.171	+1.000	21.445	22.848	20.878	5	11:10:27.514	1:04.456	+0.143	20.759	22.820	20.877							
5	11:10:24.558	1:04.959	+0.788	20.909	22.870	21.180	6	11:11:32.022	1:04.508	+0.195	20.782	22.820	20.906							
6	11:11:29.571	1:05.013	+0.842	21.199	22.814	21.000	7	11:12:36.520	1:04.498	+0.185	20.863	22.774	20.861							
7	11:12:33.742	1:04.171		20.646	22.595	20.930	8	11:13:40.949	1:04.429	+0.116	20.882	22.670	20.877							
8	11:13:38.163	1:04.421	+0.250	20.799	22.709	20.913	(319) Xavier Pozzoli													
(223) Tom Grice																				
1	11:06:04.224	1:06.328	+1.999	21.957	23.204	21.167	1	11:06:06.409	1:07.910	+3.525	23.769	23.081	21.060							
2	11:07:09.907	1:05.683	+1.354	21.968	22.823	20.892	2	11:07:12.863	1:06.454	+2.069	21.951	23.486	21.017							
3	11:08:14.326	1:04.419	+0.090	20.790	22.782	20.847	3	11:08:18.155	1:05.292	+0.907	21.082	23.206	21.004							
4	11:09:18.965	1:04.639	+0.310	20.911	22.803	20.925	4	11:09:22.810	1:04.655	+0.270	20.937	22.838	20.880							
5	11:10:24.393	1:05.428	+1.099	21.294	22.851	21.283	5	11:10:27.679	1:04.869	+0.484	21.207	22.695	20.967							
6	11:11:29.631	1:05.238	+0.909	21.441	22.862	20.935	6	11:11:32.316	1:04.637	+0.252	20.840	22.863	20.934							
7	11:12:33.960	1:04.329		20.744	22.703	20.882	7	11:12:36.813	1:04.497	+0.112	20.900	22.699	20.898							
8	11:13:38.721	1:04.761	+0.432	20.792	22.948	21.021	8	11:13:41.198	1:04.385		20.826	22.631	20.928							
(226) Jessica Backman																				
1	11:06:05.810	1:07.360	+3.090	23.431	22.995	20.934	(306) Max Aitken													
2	11:07:10.704	1:04.894	+0.624	21.108	22.928	20.858	1	11:06:10.206	1:10.481	+6.222	25.404	23.376	21.701							
3	11:08:14.974	1:04.270		20.779	22.663	20.828	2	11:07:15.122	1:04.916	+0.657	21.402	22.591	20.923							
4	11:09:19.750	1:04.776	+0.506	21.051	22.816	20.909	3	11:08:19.962	1:04.840	+0.581	20.794	23.111	20.935							
5	11:10:24.507	1:04.757	+0.487	20.659	22.812	21.286	4	11:09:24.776	1:04.814	+0.555	21.172	22.707	20.935							
6	11:11:29.840	1:05.333	+1.063	21.587	22.866	20.880	5	11:10:29.035	1:04.259		20.649	22.682	20.928							
7	11:12:35.081	1:05.241	+0.971	21.491	22.833	20.917	6	11:11:33.502	1:04.467	+0.208	20.846	22.692	20.929							
8	11:13:40.093	1:05.012	+0.742	21.270	22.796	20.946	7	11:12:37.815	1:04.313	+0.054	20.746	22.577	20.990							
(222) Lars Lamborelle																				
1	11:06:06.681	1:07.909	+3.665	23.631	23.293	20.985	8	11:13:43.096	1:05.281	+1.022	21.607	22.715	20.959							
2	11:07:11.536	1:04.855	+0.611	21.147	22.784	20.924	(327) Jack Aitken													
3	11:08:15.780	1:04.244		20.759	22.698	20.787	1	11:06:08.814	1:09.592	+4.986	23.940	23.809	21.843							
4	11:09:20.159	1:04.379	+0.135	20.613	22.900	20.866	2	11:07:13.989	1:05.175	+0.569	21.407	22.739	21.029							
(307) Lukasz Bartoszuk																				
(317) Lukasz Bartoszuk																				
(318) Lukasz Bartoszuk																				
(319) Lukasz Bartoszuk																				
(320) Lukasz Bartoszuk																				
(321) Lukasz Bartoszuk																				
(322) Lukasz Bartoszuk																				
(323) Lukasz Bartoszuk																				
(324) Lukasz Bartoszuk																				
(325) Lukasz Bartoszuk																				
(326) Lukasz Bartoszuk																				
(327) Lukasz Bartoszuk																				
(328) Lukasz Bartoszuk																				
(329) Lukasz Bartoszuk																				
(330) Lukasz Bartoszuk																				
(331) Lukasz Bartoszuk																				
(332) Lukasz Bartoszuk																				
(333) Lukasz Bartoszuk																				
(334) Lukasz Bartoszuk																				
(335) Lukasz Bartoszuk																				
(336) Lukasz Bartoszuk																				
(337) Lukasz Bartoszuk																				
(338) Lukasz Bartoszuk																				
(339) Lukasz Bartoszuk																				
(340) Lukasz Bartoszuk																				



Rotax Euro Challenge 2014 Zuera/Spain

Rotax Seniors

Zuera 1,699 Km

RACE 3 Qualifying Heat 1 A-B

19.07.2014 11:00

Race (8 Laps) started at 11:04:57

Lap	Time of Day	Lap Tm	Diff	S1 Tm	S2 Tm	S3 Tm	Lap	Time of Day	Lap Tm	Diff	S1 Tm	S2 Tm	S3 Tm
1	11:06:06.640	1:08.018	+3.500	23.713	23.247	21.058	7	11:12:45.587	1:05.302	+0.056	21.145	23.158	20.999
2	11:07:12.802	1:06.162	+1.644	21.634	23.402	21.126	8	11:13:51.050	1:05.463	+0.217	21.284	23.052	21.127
3	11:08:19.100	1:06.298	+1.780	22.259	23.140	20.899	(219) Marie Bakken						
4	11:09:23.855	1:04.755	+0.237	21.069	22.757	20.929	1	11:06:10.023	1:10.682	+5.621	24.946	23.970	21.766
5	11:10:28.431	1:04.576	+0.058	20.820	22.718	21.038	2	11:07:17.027	1:07.004	+1.943	22.604	23.379	21.021
6	11:11:32.949	1:04.518		20.864	22.677	20.977	3	11:08:22.303	1:05.276	+0.215	21.109	23.140	21.027
7	11:12:37.654	1:04.705	+0.187	20.976	22.753	20.976	4	11:09:27.364	1:05.061		21.125	22.924	21.012
8	11:13:44.680	1:07.026	+2.508	22.997	23.093	20.936	5	11:10:33.562	1:06.198	+1.137	21.378	23.592	21.228
(302) Zack Clamandemelo							6	11:11:40.484	1:06.922	+1.861	22.127	23.574	21.221
1	11:06:03.932	1:06.135	+1.931	21.965	23.025	21.145	7	11:12:46.005	1:05.521	+0.460	21.319	23.093	21.109
2	11:07:09.145	1:05.213	+1.009	21.391	22.917	20.905	8	11:13:51.429	1:05.424	+0.363	21.389	23.004	21.031
3	11:08:13.616	1:04.471	+0.267	20.760	22.796	20.915	(296) Jose Sierra						
4	11:09:17.958	1:04.342	+0.138	20.717	22.719	20.906	1	11:06:10.417	1:10.764	+5.641	25.009	24.011	21.744
5	11:10:22.259	1:04.301	+0.097	20.675	22.729	20.897	2	11:07:16.137	1:05.720	+0.597	21.684	22.888	21.148
6	11:11:26.585	1:04.326	+0.122	20.787	22.655	20.884	3	11:08:21.260	1:05.123		21.094	22.867	21.162
7	11:12:30.789	1:04.204		20.804	22.598	20.802	4	11:09:26.945	1:05.685	+0.562	21.031	23.348	21.306
8	11:13:35.562	1:04.773	+0.569	21.245	22.667	20.861	5	11:10:33.480	1:06.535	+1.412	21.565	23.354	21.616
(267) Gavin Jonk							6	11:11:40.391	1:06.911	+1.788	21.517	24.159	21.235
1	11:06:09.251	1:10.125	+5.233	24.925	23.910	21.290	7	11:12:45.912	1:05.521	+0.398	21.283	23.084	21.154
2	11:07:14.574	1:05.323	+0.431	21.482	22.754	21.087	8	11:13:52.037	1:06.125	+1.002	21.585	23.450	21.090
3	11:08:19.932	1:05.358	+0.466	21.013	23.288	21.057	(241) Edward Tansley						
4	11:09:26.031	1:06.099	+1.207	21.532	23.560	21.007	1	11:06:11.371	1:11.912	+7.360	26.640	24.080	21.192
5	11:10:30.923	1:04.892		21.020	22.748	21.124	2	11:07:16.719	1:05.348	+0.796	21.349	23.055	20.944
6	11:11:35.921	1:04.998	+0.106	21.253	22.642	21.103	3	11:08:21.271	1:04.552		20.773	22.868	20.911
7	11:12:42.082	1:06.161	+1.269	21.963	23.199	20.999	4	11:09:26.563	1:05.292	+0.740	20.673	23.580	21.039
8	11:13:47.401	1:05.319	+0.427	21.220	23.078	21.021	5	11:10:31.661	1:05.098	+0.546	20.921	23.247	20.930
(228) Nicolas Picot							6	11:11:36.247	1:04.586	+0.034	20.928	22.804	20.854
1	11:06:08.956	1:09.802	+4.743	23.573	24.192	22.037	7	11:12:41.830	1:05.583	+1.031	21.565	23.077	20.941
2	11:07:14.423	1:05.467	+0.408	21.402	23.001	21.064	8	11:13:47.077	1:05.247	+0.695	21.349	22.956	20.942
3	11:08:20.167	1:05.744	+0.685	20.906	23.668	21.170	(332) Jakub Kadlcak						
4	11:09:26.203	1:06.036	+0.977	21.133	23.803	21.100	1	11:06:10.269	1:10.200	+5.068	24.871	23.493	21.836
5	11:10:32.841	1:06.638	+1.579	21.002	24.447	21.189	2	11:07:15.657	1:05.388	+0.256	21.603	22.848	20.937
6	11:11:37.943	1:05.102	+0.043	21.135	22.897	21.070	3	11:08:20.789	1:05.132		20.849	23.356	20.927
7	11:12:43.436	1:05.493	+0.434	21.167	23.283	21.043	4	11:09:26.471	1:05.682	+0.550	20.923	23.559	21.200
8	11:13:48.495	1:05.059		21.105	22.922	21.032	5	11:10:33.399	1:06.928	+1.796	21.606	23.649	21.673
(283) Jonathan Aberdein							6	11:11:39.633	1:06.233	+1.101	21.448	23.513	21.272
1	11:06:11.906	1:12.356	+7.542	27.618	23.414	21.324	7	11:12:45.493	1:05.861	+0.729	21.684	22.999	21.178
2	11:07:17.340	1:05.434	+0.620	21.053	23.273	21.108	8	11:13:52.084	1:06.591	+1.459	21.858	23.710	21.023
3	11:08:22.154	1:04.814		20.810	22.821	21.183	(335) Kezia Santoso						
4	11:09:27.068	1:04.914	+0.100	20.929	22.788	21.197	1	11:06:15.310	1:16.610	+11.764	32.019	23.276	21.315
5	11:10:32.996	1:05.928	+1.114	21.437	23.232	21.259	2	11:07:20.683	1:05.373	+0.527	21.295	22.876	21.202
6	11:11:38.211	1:05.215	+0.401	20.985	23.062	21.168	3	11:08:25.897	1:05.214	+0.368	21.348	22.839	21.027
7	11:12:44.237	1:06.026	+1.212	20.924	23.888	21.214	4	11:09:31.240	1:05.343	+0.497	21.300	22.967	21.076
8	11:13:49.079	1:04.842	+0.028	21.006	22.774	21.062	5	11:10:36.607	1:05.367	+0.521	21.429	22.844	21.094
(295) Joel Deputch							6	11:11:41.707	1:05.100	+0.254	21.223	22.845	21.032
1	11:06:07.738	1:08.662	+3.996	23.574	24.064	21.024	7	11:12:46.553	1:04.846		21.179	22.750	20.917
2	11:07:13.137	1:05.399	+0.733	21.135	23.103	21.161	8	11:13:52.280	1:05.727	+0.881	21.088	23.600	21.039
3	11:08:20.342	1:07.205	+2.539	21.324	24.769	21.112	(328) Taylor Greenfield						
4	11:09:26.742	1:06.400	+1.734	21.225	23.920	21.255	1	11:06:09.016	1:09.554	+4.634	24.495	23.464	21.595
5	11:10:33.616	1:06.874	+2.208	21.863	23.920	21.091	2	11:07:15.026	1:06.010	+1.090	21.825	23.026	21.159
6	11:11:39.931	1:06.315	+1.649	21.551	23.843	20.921	3	11:08:20.463	1:05.437	+0.517	21.305	23.103	21.029
7	11:12:44.927	1:04.996	+0.330	21.210	22.893	20.893	4	11:09:26.499	1:06.036	+1.116	21.192	23.734	21.110
8	11:13:49.593	1:04.666		20.891	22.828	20.947	5	11:10:31.854	1:05.355	+0.435	20.924	23.198	21.233
(309) Maxence Laurent							6	11:11:36.774	1:04.920		20.962	22.869	21.089
1	11:06:09.937	1:10.358	+5.112	24.893	23.885	21.580	7	11:12:42.295	1:05.521	+0.601	21.254	23.210	21.057
2	11:07:17.419	1:07.482	+2.236	23.048	23.493	20.941	8	11:13:47.579	1:05.284	+0.364	21.010	23.259	21.015
3	11:08:22.665	1:05.246		21.060	23.126	21.060	(334) Faisal Al Zubair						
4	11:09:28.032	1:05.367	+0.121	21.080	23.136	21.151	1	11:06:12.715	1:12.710	+6.914	25.481	24.457	22.772
5	11:10:33.764	1:05.732	+0.486	21.252	23.362	21.118	2	11:07:41.015	1:28.300	+22.504	22.056	24.159	42.085
6	11:11:40.285	1:06.521	+1.275	21.620	23.699	21.202							



Rotax Euro Challenge 2014 Zuera/Spain

Rotax Seniors

Zuera 1,699 Km

RACE 3 Qualifying Heat 1 A-B

19.07.2014 11:00

Race (8 Laps) started at 11:04:57

Lap	Time of Day	Lap Tm	Diff	S1 Tm	S2 Tm	S3 Tm	Lap	Time of Day	Lap Tm	Diff	S1 Tm	S2 Tm	S3 Tm
3	11:10:38.463	2:57.448	+1:51.652	2:12.316	23.635	21.497							
4	11:11:44.839	1:06.376	+0.580	21.712	23.422	21.242							
5	11:12:50.635	1:05.796		21.334	23.143	21.319							
6	11:13:56.708	1:06.073	+0.277	21.456	23.305	21.312							

Timekeeping M. Wagner:

Clerk of the course Thomas Lainer:

Steward Horst Seidel:

Chief Scrutineer Paul Klaassen:

www.mylaps.com

Licensed to: Motorsport Events



Rotax Euro Challenge 2014 Zuera/Spain

Rotax Seniors

Zuera 1,699 Km

RACE 4 Qualifying Heat 2 C-D

19.07.2014 11:20

Race (8 Laps) started at 11:22:53

Pos	No.	Name	Nat.	Chassis	Race Team	Laps	Total Tm	Diff	Best Tm	In Lap	km/h	Points
1	205	Edward Brand	GBR	Intrepid	Intrepid Driver Program	8	8:38.461		1:04.483	6	94,853	0
2	250	Joseph Reilly	GBR	Tonykart	Strawberry Racing	8	8:38.570	0.109	1:04.426	6	94,937	2
3	212	Pierce Lehane	GBR	Alonso	Dan Holland Racing	8	8:41.362	2.901	1:04.373	6	95,015	3
4	210	Luke Varley	GBR	Birel	KMS Birel Motorsport	8	8:42.031	3.570	1:04.743	5	94,472	4
5	248	Philip Vollstedt	DNK	Tonykart	RS Competition	8	8:42.244	3.783	1:04.784	5	94,412	5
6	260	Sam Smelt	GBR	Kosmic	Aim Motorsport	8	8:43.397	4.936	1:04.500	5	94,828	6
7	204	Martin Mortensen	DNK	Tonykart	RS Competition	8	8:43.438	4.977	1:04.524	5	94,793	7
8	230	Alessandro Trombelli	ITA	Kosmic	Sinergy Motorsport	8	8:43.791	5.330	1:04.672	3	94,576	8
9	289	Brett Ward	GBR	Alonso	Dan Holland Racing	8	8:44.227	5.766	1:04.444	3	94,910	9
10	308	Dionisios Marcu	ROU	CRG	CRG S.P.A.	8	8:44.289	5.828	1:04.690	7	94,549	10
11	208	Glenn Van Parijs	BEL	Tonykart	Bouvin Power	8	8:44.680	6.219	1:04.573	7	94,721	11
12	277	Max Renberg	SWE	Tonykart	RS Competition	8	8:45.197	6.736	1:04.626	8	94,643	12
13	330	Tomoki Takahasi	JPN	Intrepid	Intrepid Driver Program	8	8:45.671	7.210	1:04.474	7	94,866	13
14	255	Michael Cool	BEL	Tonykart	Bouvin Power	8	8:47.475	9.014	1:04.691	3	94,548	14
15	225	Constantin Schoell	AUT	FA Kart	Dan Holland Racing	8	8:47.693	9.232	1:04.627	5	94,642	15
16	218	Petr Bezel	CZE	MS Kart	MS Kart Racing Team	8	8:50.301	11.840	1:05.224	6	93,775	16
17	258	Vincent Fraisse	FRA	Sodikart	Sodikart	8	8:50.327	11.866	1:04.699	4	94,536	17
18	256	Marc Gonzalez	ESP	Kosmic	Binakart	8	8:50.480	12.019	1:04.773	4	94,428	18
19	324	Antoni Ptak	POL	Birel	KMS Birel Motorsport	8	8:50.657	12.196	1:04.814	7	94,369	19
20	292	Benjamin Bailly	DNK	Tonykart	RS Competition	8	8:51.572	13.111	1:04.877	7	94,277	20
21	326	Michael Buchholz	ZAF	Intrepid	Intrepid Driver Program	8	8:52.085	13.624	1:05.070	7	93,997	21
22	220	Abdullah Al Rawahi	OMN	DR	Msport	8	8:52.431	13.970	1:05.203	7	93,805	22
23	329	Marta Ariza	ESP	Formula K	Team Ivan Racing	8	8:52.569	14.108	1:04.904	4	94,238	23
24	266	Christian Loft	DNK	Tonykart	RS Competition	8	8:54.174	15.713	1:05.036	7	94,046	24
25	333	Sam Schippers	NLD	FA Kart	Team TKP	6	8:55.674	2 Laps	1:04.667	5	94,583	25
26	246	Maksim Shtotland	RUS	FA Kart	Mayak Racing	2	2:20.105	6 Laps	1:08.763	2	88,949	26

Announcements

These results are provisional until the conclusion of any judicial and technical matters!

Margin of Victory	Ø km/h	Best Lap Tm	km/h	Best Lap by
0.109	94,378	1:04.373	95,015	212 - Pierce Lehane

Official Timing www.rgmmc.com

Orbits

Timekeeping M. Wagner:

Clerk of the course Thomas Lainer:

www.mylaps.com

Steward Horst Seidel:

Chief Scrutineer Paul Klaassen:

Licensed to: Motorsport Events

Printed: 19.07.2014 11:35:32

posted at:

h



Rotax Euro Challenge 2014 Zuera/Spain

Rotax Seniors

Zuera 1,699 Km

RACE 4 Qualifying Heat 2 C-D

19.07.2014 11:20

Race (8 Laps) started at 11:22:53

Lap	Time of Day	Lap Tm	Diff	S1 Tm	S2 Tm	S3 Tm	Lap	Time of Day	Lap Tm	Diff	S1 Tm	S2 Tm	S3 Tm
(205) Edward Brand													
1	11:23:59.129	1:05.871	+1.388	21.943	22.834	21.094	5	11:28:21.598	1:04.524		20.843	22.697	20.984
2	11:25:03.897	1:04.768	+0.285	20.844	22.829	21.095	6	11:29:26.398	1:04.800	+0.276	20.838	22.940	21.022
3	11:26:08.769	1:04.872	+0.389	21.025	22.795	21.052	7	11:30:31.628	1:05.230	+0.706	21.162	23.072	20.996
4	11:27:13.405	1:04.636	+0.153	20.917	22.819	20.900	8	11:31:36.696	1:05.068	+0.544	21.241	22.861	20.966
5	11:28:17.968	1:04.563	+0.080	20.887	22.790	20.886	(230) Alessandro Trombelli						
6	11:29:22.451	1:04.483		20.879	22.714	20.890	1	11:24:00.389	1:07.005	+2.333	22.842	23.044	21.119
7	11:30:26.936	1:04.485	+0.002	20.873	22.699	20.913	2	11:25:06.068	1:05.679	+1.007	21.614	22.996	21.069
8	11:31:31.719	1:04.783	+0.300	21.102	22.713	20.968	3	11:26:10.740	1:04.672		20.729	22.792	21.151
(250) Joseph Reilly													
1	11:23:59.230	1:05.943	+1.517	21.990	22.951	21.002	4	11:27:16.185	1:05.445	+0.773	21.103	23.202	21.140
2	11:25:03.958	1:04.728	+0.302	20.838	22.885	21.005	5	11:28:20.933	1:04.748	+0.076	20.836	22.848	21.064
3	11:26:08.603	1:04.645	+0.219	20.818	22.767	21.060	6	11:29:25.919	1:04.986	+0.314	21.016	22.871	21.099
4	11:27:13.289	1:04.686	+0.260	20.955	22.723	21.008	7	11:30:31.859	1:05.940	+1.268	21.566	23.325	21.049
5	11:28:17.750	1:04.461	+0.035	20.847	22.678	20.936	8	11:31:37.049	1:05.190	+0.518	21.081	22.929	21.180
6	11:29:22.176	1:04.426		20.866	22.666	20.894	(289) Brett Ward						
7	11:30:26.770	1:04.594	+0.168	20.953	22.706	20.935	1	11:24:04.169	1:09.758	+5.314	24.019	24.537	21.202
8	11:31:31.828	1:05.058	+0.632	21.328	22.793	20.937	2	11:25:09.275	1:05.106	+0.662	21.023	23.055	21.028
(212) Pierce Lehane													
1	11:24:01.260	1:07.617	+3.244	23.550	23.135	20.932	3	11:26:13.719	1:04.444		20.754	22.755	20.935
2	11:25:06.330	1:05.070	+0.697	21.016	23.131	20.923	4	11:27:18.354	1:04.635	+0.191	20.879	22.873	20.883
3	11:26:10.849	1:04.519	+0.146	20.905	22.713	20.901	5	11:28:22.986	1:04.632	+0.188	20.933	22.764	20.935
4	11:27:15.607	1:04.758	+0.385	20.917	22.955	20.886	6	11:29:27.472	1:04.486	+0.042	20.847	22.707	20.932
5	11:28:20.468	1:04.861	+0.488	20.708	23.081	21.072	7	11:30:32.380	1:04.908	+0.464	20.858	23.051	20.999
6	11:29:24.841	1:04.373		20.848	22.680	20.845	8	11:31:37.485	1:05.105	+0.661	21.343	22.819	20.943
7	11:30:29.760	1:04.919	+0.546	20.955	23.057	20.907	(308) Dionisio Marcu						
8	11:31:34.620	1:04.860	+0.487	21.118	22.714	21.028	1	11:24:02.369	1:08.548	+3.858	23.493	24.036	21.019
(210) Luke Varley													
1	11:24:00.028	1:06.668	+1.925	22.542	23.067	21.059	2	11:25:07.528	1:05.159	+0.469	20.969	23.134	21.056
2	11:25:04.980	1:04.952	+0.209	20.994	22.946	21.012	3	11:26:12.313	1:04.785	+0.095	21.026	22.786	20.973
3	11:26:09.886	1:04.906	+0.163	21.010	22.830	21.066	4	11:27:18.139	1:05.826	+1.136	21.641	23.207	20.978
4	11:27:14.677	1:04.791	+0.048	21.023	22.755	21.013	5	11:28:23.344	1:05.205	+0.515	21.570	22.775	20.860
5	11:28:19.420	1:04.743		21.010	22.745	20.988	6	11:29:28.096	1:04.752	+0.062	20.996	22.855	20.901
6	11:29:24.212	1:04.792	+0.049	21.039	22.749	21.004	7	11:30:32.786	1:04.690		21.054	22.791	20.845
7	11:30:29.619	1:05.407	+0.664	21.482	22.941	20.984	8	11:31:37.547	1:04.761	+0.071	21.212	22.713	20.836
8	11:31:35.289	1:05.670	+0.927	21.853	22.837	20.980	(208) Glenn Van Parijs						
(248) Philip Vollstedt													
1	11:23:59.868	1:06.549	+1.765	22.452	23.056	21.041	1	11:24:01.416	1:07.834	+3.261	22.825	23.193	21.816
2	11:25:05.145	1:05.277	+0.493	21.221	23.052	21.004	2	11:25:06.645	1:05.229	+0.656	20.990	23.117	21.122
3	11:26:10.061	1:04.916	+0.132	20.979	22.965	20.972	3	11:26:12.114	1:05.469	+0.896	21.046	23.014	21.409
4	11:27:14.945	1:04.884	+0.100	21.034	22.891	20.959	4	11:27:18.314	1:06.200	+1.627	22.071	23.060	21.069
5	11:28:19.729	1:04.784		20.930	22.892	20.962	5	11:28:23.226	1:04.912	+0.339	21.143	22.769	21.000
6	11:29:24.530	1:04.801	+0.017	20.953	22.883	20.965	6	11:29:28.718	1:05.492	+0.919	21.179	22.945	21.368
7	11:30:29.448	1:04.918	+0.134	21.038	22.891	20.989	7	11:30:33.291	1:04.573		20.883	22.681	21.009
8	11:31:35.502	1:06.054	+1.270	22.100	23.054	20.900	8	11:31:37.938	1:04.647	+0.074	20.991	22.680	20.976
(260) Sam Smelt													
1	11:24:00.882	1:07.162	+2.662	23.108	22.907	21.147	(277) Max Renberg						
2	11:25:06.197	1:05.315	+0.815	21.286	22.981	21.048	1	11:24:03.807	1:09.279	+4.653	23.534	24.627	21.118
3	11:26:11.644	1:05.447	+0.947	21.407	22.972	21.068	2	11:25:09.204	1:05.397	+0.771	21.308	23.003	21.086
4	11:27:16.555	1:04.911	+0.411	21.033	22.874	21.004	3	11:26:14.191	1:04.987	+0.361	21.167	22.800	21.020
5	11:28:21.055	1:04.500		20.860	22.676	20.964	4	11:27:19.100	1:04.909	+0.283	21.057	22.856	20.996
6	11:29:26.045	1:04.990	+0.490	21.011	22.981	20.998	5	11:28:24.024	1:04.924	+0.298	21.048	22.938	20.938
7	11:30:31.324	1:05.279	+0.779	21.310	22.922	21.047	6	11:29:29.118	1:05.094	+0.468	20.958	23.149	20.987
8	11:31:36.655	1:05.331	+0.831	21.476	22.804	21.051	7	11:30:33.829	1:04.711	+0.085	20.927	22.755	21.029
(204) Martin Mortensen													
1	11:24:02.882	1:08.936	+4.412	23.642	24.235	21.059	8	11:31:38.455	1:04.626		20.965	22.767	20.894
2	11:25:07.578	1:04.696	+0.172	20.946	22.796	20.954	(330) Tomoki Takahasi						
3	11:26:12.217	1:04.639	+0.115	20.784	22.787	21.068	1	11:24:02.764	1:08.980	+4.506	24.116	23.783	21.081
4	11:27:17.074	1:04.857	+0.333	21.041	22.773	21.043	2	11:25:08.094	1:05.330	+0.856	21.197	22.906	21.227
(255) Michael Cool													
(255) Michael Cool													

Timekeeping M. Wagner:



Clerk of the course Thomas Lainer:

www.mylaps.com

Steward Horst Seidel:

Chief Scrutineer Paul Klaassen:

Licensed to: Motorsport Events



Rotax Euro Challenge 2014 Zuera/Spain

Rotax Seniors

Zuera 1,699 Km

RACE 4 Qualifying Heat 2 C-D

19.07.2014 11:20

Race (8 Laps) started at 11:22:53

Lap	Time of Day	Lap Tm	Diff	S1 Tm	S2 Tm	S3 Tm	Lap	Time of Day	Lap Tm	Diff	S1 Tm	S2 Tm	S3 Tm
1	11:24:00.475	1:07.037	+2.346	22.790	23.242	21.005	7	11:30:38.006	1:04.877		21.018	22.879	20.980
2	11:25:05.790	1:05.315	+0.624	21.307	23.003	21.005	8	11:31:44.830	1:06.824	+1.947	22.177	23.488	21.159
3	11:26:10.481	1:04.691		20.711	22.926	21.054	(326) Michael Buchholz						
4	11:27:15.312	1:04.831	+0.140	20.918	22.865	21.048	1	11:24:04.498	1:09.894	+4.824	24.591	23.960	21.343
5	11:28:20.439	1:05.127	+0.436	20.755	23.233	21.139	2	11:25:11.480	1:06.982	+1.912	21.343	24.436	21.203
6	11:29:26.853	1:06.414	+1.723	21.704	23.683	21.027	3	11:26:16.621	1:05.141	+0.071	21.060	22.928	21.153
7	11:30:32.287	1:05.434	+0.743	20.716	22.984	21.734	4	11:27:22.389	1:05.768	+0.698	20.939	23.530	21.299
8	11:31:40.733	1:08.446	+3.755	23.738	23.693	21.015	5	11:28:28.374	1:05.985	+0.915	21.731	23.123	21.131
(225) Constantin Schoell							6	11:29:34.192	1:05.818	+0.748	21.676	22.964	21.178
1	11:24:01.570	1:07.981	+3.354	23.687	23.231	21.063	7	11:30:39.262	1:05.070		20.983	22.830	21.257
2	11:25:06.705	1:05.135	+0.508	21.361	22.839	20.935	8	11:31:45.343	1:06.081	+1.011	21.310	23.483	21.288
3	11:26:12.164	1:05.459	+0.832	21.269	23.008	21.182	(220) Abdullah Al Rawahi						
4	11:27:17.258	1:05.094	+0.467	21.190	22.853	21.051	1	11:24:01.209	1:07.705	+2.502	23.551	23.049	21.105
5	11:28:21.885	1:04.627		20.885	22.731	21.011	2	11:25:10.068	1:08.859	+3.656	21.902	25.483	21.474
6	11:29:27.038	1:05.153	+0.526	20.828	23.233	21.092	3	11:26:15.449	1:05.381	+0.178	21.228	23.074	21.079
7	11:30:32.326	1:05.288	+0.661	20.892	23.021	21.375	4	11:27:21.488	1:06.039	+0.836	21.855	23.126	21.058
8	11:31:40.951	1:08.625	+3.998	24.023	23.531	21.071	5	11:28:27.581	1:06.093	+0.890	21.851	23.146	21.096
(218) Petr Bezel							6	11:29:34.746	1:07.165	+1.962	22.956	23.165	21.044
1	11:24:03.512	1:09.506	+4.282	23.968	24.417	21.121	7	11:30:39.949	1:05.203		21.103	22.986	21.114
2	11:25:10.230	1:06.718	+1.494	21.946	23.466	21.306	8	11:31:45.689	1:05.740	+0.537	21.252	23.192	21.296
3	11:26:15.758	1:05.528	+0.304	21.348	23.038	21.142	(329) Marta Ariza						
4	11:27:21.329	1:05.571	+0.347	21.473	22.956	21.142	1	11:24:04.850	1:10.510	+5.606	24.880	24.428	21.202
5	11:28:27.182	1:05.853	+0.629	21.816	22.971	21.066	2	11:25:12.081	1:07.231	+2.327	21.274	24.699	21.258
6	11:29:32.406	1:05.224		21.235	22.849	21.140	3	11:26:18.268	1:06.187	+1.283	21.979	23.129	21.079
7	11:30:37.639	1:05.233	+0.009	21.336	22.865	21.032	4	11:27:23.172	1:04.904		21.048	22.826	21.030
8	11:31:43.559	1:05.920	+0.696	21.527	23.193	21.200	5	11:28:28.502	1:05.330	+0.426	21.130	23.079	21.121
(258) Vincent Fraise							6	11:29:34.345	1:05.843	+0.939	21.739	22.985	21.119
1	11:24:01.926	1:08.026	+3.327	23.504	23.493	21.029	7	11:30:39.397	1:05.052	+0.148	21.183	22.824	21.045
2	11:25:12.183	1:10.257	+5.558	21.276	27.641	21.340	8	11:31:45.827	1:06.430	+1.526	21.388	23.350	21.692
3	11:26:17.775	1:05.592	+0.893	21.626	22.858	21.108	(266) Christian Loft						
4	11:27:22.474	1:04.699		20.985	22.829	20.885	1	11:24:05.130	1:10.567	+5.531	25.309	24.046	21.212
5	11:28:27.681	1:05.207	+0.508	20.967	23.237	21.003	2	11:25:14.538	1:09.408	+4.372	21.236	24.639	23.533
6	11:29:32.638	1:04.957	+0.258	21.120	22.837	21.000	3	11:26:19.871	1:05.333	+0.297	21.309	22.947	21.077
7	11:30:37.459	1:04.821	+0.122	20.992	22.758	21.071	4	11:27:25.252	1:05.381	+0.345	21.189	23.060	21.132
8	11:31:43.585	1:06.126	+1.427	21.965	23.103	21.058	5	11:28:31.359	1:06.107	+1.071	21.359	23.409	21.339
(256) Marc Gonzalez							6	11:29:36.923	1:05.564	+0.528	21.313	23.128	21.123
1	11:24:04.980	1:11.087	+6.314	23.624	26.220	21.243	7	11:30:41.959	1:05.036		21.134	22.870	21.032
2	11:25:12.023	1:07.043	+2.270	21.216	24.355	21.472	8	11:31:47.432	1:05.473	+0.437	21.338	23.000	21.135
3	11:26:17.984	1:05.961	+1.188	22.006	22.958	20.997	(333) Sam Schippers						
4	11:27:22.757	1:04.773		21.052	22.737	20.984	1	11:24:07.088	1:12.713	+8.046	25.113	24.937	22.663
5	11:28:28.043	1:05.286	+0.513	21.254	23.061	20.971	2	11:25:35.723	1:28.635	+23.968	22.691	24.237	41.707
6	11:29:33.427	1:05.384	+0.611	21.268	23.104	21.012	3	11:28:32.778	2:57.055	+1:52.388	2:13.102	22.842	21.111
7	11:30:38.379	1:04.952	+0.179	21.176	22.811	20.965	4	11:29:37.512	1:04.734	+0.067	20.962	22.715	21.057
8	11:31:43.738	1:05.359	+0.586	21.397	22.933	21.029	5	11:30:42.179	1:04.667		20.881	22.719	21.067
(324) Antoni Ptak							6	11:31:48.932	1:06.753	+2.086	21.261	24.314	21.178
1	11:24:03.568	1:09.457	+4.643	24.104	24.261	21.092	(246) Maksim Shtotland						
2	11:25:10.157	1:06.589	+1.775	21.766	23.384	21.439	1	11:24:04.600	1:09.920	+1.157	24.497	24.055	21.368
3	11:26:15.935	1:05.778	+0.964	21.537	23.255	20.986	2	11:25:13.363	1:08.763		21.168	25.106	22.489
4	11:27:21.545	1:05.610	+0.796	21.223	23.432	20.955	(292) Benjamin Bailly						
5	11:28:27.624	1:06.079	+1.265	21.882	23.151	21.046	1	11:24:04.101	1:09.804	+4.927	23.974	24.612	21.218
6	11:29:33.251	1:05.627	+0.813	21.254	23.391	20.982	2	11:25:11.885	1:07.784	+2.907	21.366	25.006	21.412
7	11:30:38.065	1:04.814		21.006	22.961	20.847	3	11:26:17.264	1:05.379	+0.502	21.251	23.018	21.110
8	11:31:43.915	1:05.850	+1.036	21.867	22.946	21.037	4	11:27:22.419	1:05.155	+0.278	21.029	22.920	21.206
(292) Benjamin Bailly							5	11:28:27.934	1:05.515	+0.638	21.372	23.116	21.027
1	11:24:04.101	1:09.804	+4.927	23.974	24.612	21.218	6	11:29:33.129	1:05.195	+0.318	21.227	22.971	20.997
2	11:25:11.885	1:07.784	+2.907	21.366	25.006	21.412							
3	11:26:17.264	1:05.379	+0.502	21.251	23.018	21.110							
4	11:27:22.419	1:05.155	+0.278	21.029	22.920	21.206							
5	11:28:27.934	1:05.515	+0.638	21.372	23.116	21.027							
6	11:29:33.129	1:05.195	+0.318	21.227	22.971	20.997							





Rotax Euro Challenge 2014 Zuera/Spain

Rotax Seniors

Zuera 1,699 Km

RACE 8 Qualifying Heat 3 A-C

19.07.2014 14:00

Race (8 Laps) started at 14:04:43

Pos	No.	Name	Nat.	Chassis	Race Team	Laps	Total Tm	Diff	Best Tm	In Lap	km/h	Points
1	215	Harry Webb	GBR	Tonykart	Strawberry Racing	8	8:35.950		1:04.105	6	95,412	0
2	224	Josh Price	GBR	Tonykart	Strawberry Racing	8	8:37.219	1.269	1:04.260	6	95,182	2
3	205	Edward Brand	GBR	Intrepid	Intrepid Driver Program	8	8:37.836	1.886	1:04.116	5	95,396	3
4	303	Guan Yu Zhou	GBR	Tonykart	Strawberry Racing	8	8:37.976	2.026	1:04.304	5	95,117	4
5	226	Jessica Backman	SWE	Tonykart	Strawberry Racing	8	8:39.572	3.622	1:04.326	3	95,084	5
6	214	Bas De Laat	NLD	Gillard	PDB Racing Team	8	8:40.032	4.082	1:04.511	7	94,812	6
7	248	Philip Vollstedt	DNK	Tonykart	RS Competition	8	8:40.800	4.850	1:04.432	5	94,928	7
8	212	Pierce Lehane	GBR	Alonso	Dan Holland Racing	8	8:40.973	5.023	1:04.283	5	95,148	8
9	227	Josh White	GBR	Tonykart	Coles Racing	8	8:41.536	5.586	1:04.476	5	94,863	9
10	286	Victor Oberg	SWE	Gillard	PDB Racing Team	8	8:43.126	7.176	1:04.433	5	94,927	10
11	260	Sam Smelt	GBR	Kosmic	Aim Motorsport	8	8:43.379	7.429	1:04.521	5	94,797	11
12	230	Alessandro Trombelli	ITA	Kosmic	Sinergy Motorsport	8	8:43.695	7.745	1:04.689	4	94,551	12
13	228	Nicolas Picot	FRA	Sodikart	Kart Pro Racing	8	8:45.106	9.156	1:04.766	3	94,438	13
14	208	Glenn Van Parijs	BEL	Tonykart	Bouvin Power	8	8:45.340	9.390	1:04.617	6	94,656	14
15	327	Jack Aitken	GBR	OTK	KR Sport	8	8:45.795	9.845	1:04.592	6	94,693	15
16	258	Vincent Fraise	FRA	Sodikart	Sodikart	8	8:46.015	10.065	1:04.620	7	94,652	16
17	241	Edward Tansley	GBR	Tonykart	Coles Racing	8	8:46.052	10.102	1:04.460	5	94,887	17
18	218	Petr Bezel	CZE	MS Kart	MS Kart Racing Team	8	8:47.663	11.713	1:04.774	4	94,427	18
19	295	Joel Deputch	FRA	FA Kart	Race Evo	8	8:48.755	12.805	1:04.765	6	94,440	19
20	306	Max Aitken	GBR	OTK	KR Sport	8	8:49.534	13.584	1:04.472	7	94,869	20
21	308	Dionisio Marcu	ROU	CRG	CRG S.P.A.	8	8:49.652	13.702	1:05.057	5	94,016	21
22	326	Michael Buchholz	ZAF	Intrepid	Intrepid Driver Program	8	8:49.758	13.808	1:05.002	4	94,096	22
23	277	Max Renberg	SWE	Tonykart	RS Competition	8	8:50.442	14.492	1:04.745	4	94,469	23
24	309	Maxence Laurent	FRA	Flandria Kart	Flandria Competition Kart	8	8:53.617	17.667	1:05.411	8	93,507	24
25	329	Marta Ariza	ESP	Formula K	Team Ivan Racing	8	8:58.362	22.412	1:04.802	5	94,386	25
26	296	Jose Sierra	MEX	Tonykart	Kids to Win	8	9:13.432	37.482	1:05.792	8	92,966	26
27	333	Sam Schippers	NLD	FA Kart	Team TKP	2	2:23.691	6 Laps	1:05.908	2	92,802	27

Announcements

These results are provisional until the conclusion of any judicial and technical matters!

No. 329 warning board / time penalty 5 sec

Margin of Victory	Ø km/h	Best Lap Tm	km/h	Best Lap by
1.269	94,837	1:04.105	95,412	215 - Harry Webb

Official Timing www.rgmmc.com

Orbits

Timekeeping M. Wagner:

Clerk of the course Thomas Lainer:

www.mylaps.com

Steward Horst Seidel:

Chief Scrutineer Paul Klaassen:

Licensed to: Motorsport Events

Printed: 19.07.2014 14:18:14

posted at:

h



Rotax Euro Challenge 2014 Zuera/Spain

Rotax Seniors

Zuera 1,699 Km

RACE 8 Qualifying Heat 3 A-C

19.07.2014 14:00

Race (8 Laps) started at 14:04:43

Lap	Time of Day	Lap Tm	Diff	S1 Tm	S2 Tm	S3 Tm	Lap	Time of Day	Lap Tm	Diff	S1 Tm	S2 Tm	S3 Tm
(215) Harry Webb													
1	14:05:49.492	1:05.868	+1.763	21.737	22.949	21.182	5	14:10:10.109	1:04.432		20.704	22.802	20.926
2	14:06:54.264	1:04.772	+0.667	20.886	22.860	21.026	6	14:11:14.792	1:04.683	+0.251	20.846	22.697	21.140
3	14:07:58.648	1:04.384	+0.279	20.719	22.731	20.934	7	14:12:19.312	1:04.520	+0.088	20.748	22.812	20.960
4	14:09:02.925	1:04.277	+0.172	20.712	22.634	20.931	8	14:13:24.424	1:05.112	+0.680	21.170	22.908	21.034
5	14:10:07.082	1:04.157	+0.052	20.655	22.632	20.870	(212) Pierce Lehane						
6	14:11:11.187	1:04.105		20.628	22.608	20.869	1	14:05:52.735	1:08.529	+4.246	24.191	23.162	21.176
7	14:12:15.306	1:04.119	+0.014	20.667	22.583	20.869	2	14:06:57.379	1:04.644	+0.361	20.990	22.741	20.913
8	14:13:19.574	1:04.268	+0.163	20.576	22.644	21.048	3	14:08:02.071	1:04.692	+0.409	21.025	22.778	20.889
(224) Josh Price													
1	14:05:49.808	1:06.110	+1.850	22.035	22.977	21.098	4	14:09:06.364	1:04.293	+0.010	20.733	22.710	20.850
2	14:06:54.627	1:04.819	+0.559	20.829	22.982	21.008	5	14:10:10.647	1:04.283		20.808	22.566	20.909
3	14:07:59.011	1:04.384	+0.124	20.668	22.751	20.965	6	14:11:14.980	1:04.333	+0.050	20.801	22.646	20.886
4	14:09:03.394	1:04.383	+0.123	20.702	22.764	20.917	7	14:12:19.381	1:04.401	+0.118	20.716	22.858	20.827
5	14:10:07.829	1:04.435	+0.175	20.725	22.726	20.984	8	14:13:24.597	1:05.216	+0.933	21.178	23.091	20.947
6	14:11:12.089	1:04.260		20.585	22.694	20.981	(227) Josh White						
7	14:12:16.478	1:04.389	+0.129	20.773	22.690	20.926	1	14:05:51.392	1:07.384	+2.908	23.052	23.105	21.227
8	14:13:20.843	1:04.365	+0.105	20.728	22.715	20.922	2	14:06:56.340	1:04.948	+0.472	20.941	22.939	21.068
(205) Edward Brand													
1	14:05:50.210	1:06.394	+2.278	22.332	23.009	21.053	3	14:08:01.366	1:05.026	+0.550	21.132	22.868	21.026
2	14:06:55.094	1:04.884	+0.768	20.793	23.070	21.021	4	14:09:06.071	1:04.705	+0.229	20.919	22.804	20.982
3	14:07:59.533	1:04.439	+0.323	20.716	22.831	20.892	5	14:10:10.547	1:04.476		20.820	22.661	20.995
4	14:09:03.933	1:04.400	+0.284	20.726	22.778	20.896	6	14:11:15.498	1:04.951	+0.475	21.104	22.833	21.014
5	14:10:08.049	1:04.116		20.589	22.769	20.758	7	14:12:20.162	1:04.664	+0.188	20.982	22.732	20.950
6	14:11:12.377	1:04.328	+0.212	20.628	22.853	20.847	8	14:13:25.160	1:04.998	+0.522	20.893	22.914	21.191
7	14:12:16.996	1:04.619	+0.503	20.761	23.086	20.772	(286) Victor Oberg						
8	14:13:21.460	1:04.464	+0.348	20.727	22.820	20.917	1	14:05:52.921	1:08.636	+4.203	24.212	23.157	21.267
(303) Guan Yu Zhou													
1	14:05:49.964	1:06.197	+1.893	22.104	23.044	21.049	2	14:06:57.906	1:04.985	+0.552	20.997	22.918	21.070
2	14:06:54.776	1:04.812	+0.508	20.786	23.017	21.009	3	14:08:02.842	1:04.936	+0.503	21.132	22.837	20.967
3	14:07:59.142	1:04.366	+0.062	20.673	22.796	20.897	4	14:09:07.509	1:04.667	+0.234	20.877	22.831	20.959
4	14:09:03.596	1:04.454	+0.150	20.663	22.846	20.945	5	14:10:11.942	1:04.433		20.798	22.732	20.903
5	14:10:07.900	1:04.304		20.645	22.794	20.865	6	14:11:16.832	1:04.890	+0.457	20.963	22.897	21.030
6	14:11:12.570	1:04.670	+0.366	20.852	22.895	20.923	7	14:12:21.457	1:04.625	+0.192	20.904	22.681	21.040
7	14:12:16.889	1:04.319	+0.015	20.615	22.781	20.923	8	14:13:26.750	1:05.293	+0.860	21.360	22.924	21.009
8	14:13:21.600	1:04.711	+0.407	20.928	22.890	20.893	(260) Sam Smelt						
(226) Jessica Backman													
1	14:05:51.871	1:07.789	+3.463	23.421	23.170	21.198	1	14:05:52.469	1:08.221	+3.700	24.034	23.079	21.108
2	14:06:56.563	1:04.692	+0.366	20.935	22.796	20.961	2	14:06:57.289	1:04.820	+0.299	20.922	22.821	21.077
3	14:08:00.889	1:04.326		20.739	22.710	20.877	3	14:08:02.429	1:05.140	+0.619	21.191	22.985	20.964
4	14:09:05.363	1:04.474	+0.148	20.661	22.855	20.958	4	14:09:07.149	1:04.720	+0.199	20.890	22.836	20.994
5	14:10:09.696	1:04.333	+0.007	20.701	22.650	20.982	5	14:10:11.670	1:04.521		20.825	22.715	20.981
6	14:11:14.239	1:04.543	+0.217	20.831	22.688	21.024	6	14:11:16.700	1:05.030	+0.509	21.089	22.875	21.066
7	14:12:18.779	1:04.540	+0.214	20.847	22.653	21.040	7	14:12:21.635	1:04.935	+0.414	21.185	22.777	20.973
8	14:13:23.196	1:04.417	+0.091	20.716	22.694	21.007	8	14:13:27.003	1:05.368	+0.847	21.258	23.094	21.016
(214) Bas De Laat													
1	14:05:50.585	1:06.746	+2.235	22.556	23.057	21.133	(230) Alessandro Trombelli						
2	14:06:55.561	1:04.976	+0.465	20.897	22.904	21.175	1	14:05:51.810	1:07.835	+3.146	23.238	23.361	21.236
3	14:08:00.307	1:04.746	+0.235	20.836	22.831	21.079	2	14:06:56.969	1:05.159	+0.470	21.237	22.747	21.175
4	14:09:04.898	1:04.591	+0.080	20.833	22.722	21.036	3	14:08:01.690	1:04.721	+0.032	20.921	22.700	21.100
5	14:10:09.596	1:04.698	+0.187	20.860	22.776	21.062	4	14:09:06.379	1:04.689		20.796	22.784	21.109
6	14:11:14.478	1:04.882	+0.371	21.099	22.686	21.097	5	14:10:11.467	1:05.088	+0.399	21.162	22.871	21.055
7	14:12:18.989	1:04.511		20.752	22.682	21.077	6	14:11:17.130	1:05.663	+0.974	21.717	22.786	21.160
8	14:13:23.656	1:04.667	+0.156	20.864	22.744	21.059	7	14:12:22.091	1:04.961	+0.272	21.037	22.823	21.101
(248) Philip Vollstedt													
1	14:05:50.808	1:06.936	+2.504	22.748	23.001	21.187	8	14:13:27.319	1:05.228	+0.539	20.873	23.268	21.087
2	14:06:55.837	1:05.029	+0.597	20.984	22.916	21.129	(228) Nicolas Picot						
3	14:08:00.657	1:04.820	+0.388	20.849	22.889	21.082	1	14:05:53.845	1:09.029	+4.263	24.146	23.734	21.149
4	14:09:05.677	1:05.020	+0.588	20.740	23.288	20.992	2	14:06:58.807	1:04.962	+0.196	20.980	22.874	21.108
(208) Glenn Van Parijs													
1	14:05:53.845	1:09.029	+4.263	24.146	23.734	21.149	3	14:08:03.573	1:04.766		20.963	22.815	20.988
2	14:06:58.807	1:04.962	+0.196	20.980	22.874	21.108	4	14:09:08.557	1:04.984	+0.218	21.014	22.878	21.092
3	14:08:03.573	1:04.766		20.963	22.815	20.988	5	14:10:13.347	1:04.790	+0.024	20.893	22.877	21.020
4	14:09:08.557	1:04.984	+0.218	21.014	22.878	21.092	6	14:11:18.445	1:05.098	+0.332	21.069	22.953	21.076
5	14:10:13.347	1:04.790	+0.024	20.893	22.877	21.020	7	14:12:23.634	1:05.189	+0.423	21.247	22.890	21.052
6	14:11:18.445	1:05.098	+0.332	21.069	22.953	21.076	8	14:13:28.730	1:05.096	+0.330	21.060	22.964	21.072
7	14:12:23.634	1:05.189	+0.423	21.247	22.890	21.052							
8	14:13:28.730	1:05.096	+0.330	21.060	22.964	21.072							

Timekeeping M. Wagner:



Clerk of the course Thomas Lainer:

www.mylaps.com

Steward Horst Seidel:

Chief Scrutineer Paul Klaassen:

Licensed to: Motorsport Events



Rotax Euro Challenge 2014 Zuera/Spain

Rotax Seniors

Zuera 1,699 Km

RACE 8 Qualifying Heat 3 A-C

19.07.2014 14:00

Race (8 Laps) started at 14:04:43

Lap	Time of Day	Lap Tm	Diff	S1 Tm	S2 Tm	S3 Tm
1	14:05:52.371	1:08.302	+3.685	23.985	23.077	21.240
2	14:06:58.109	1:05.738	+1.121	21.832	22.815	21.091
3	14:08:03.348	1:05.239	+0.622	21.328	22.821	21.090
4	14:09:08.899	1:05.551	+0.934	21.160	23.346	21.045
5	14:10:13.940	1:05.041	+0.424	21.072	22.959	21.010
6	14:11:18.557	1:04.617		20.766	22.778	21.073
7	14:12:23.878	1:05.321	+0.704	21.578	22.772	20.971
8	14:13:28.964	1:05.086	+0.469	21.142	22.937	21.007

(327) Jack Aitken						
Lap	Time of Day	Lap Tm	Diff	S1 Tm	S2 Tm	S3 Tm
1	14:05:53.728	1:08.841	+4.249	23.890	23.767	21.184
2	14:06:59.468	1:05.740	+1.148	21.539	23.170	21.031
3	14:08:04.414	1:04.946	+0.354	21.124	22.748	21.074
4	14:09:09.159	1:04.745	+0.153	20.846	22.839	21.060
5	14:10:14.255	1:05.096	+0.504	20.872	23.145	21.079
6	14:11:18.847	1:04.592		20.788	22.746	21.058
7	14:12:23.827	1:04.980	+0.388	20.984	22.914	21.082
8	14:13:29.419	1:05.592	+1.000	21.105	23.451	21.036

(258) Vincent Fraisse						
Lap	Time of Day	Lap Tm	Diff	S1 Tm	S2 Tm	S3 Tm
1	14:05:53.188	1:08.668	+4.048	23.799	23.785	21.084
2	14:06:58.284	1:05.096	+0.476	21.126	22.944	21.026
3	14:08:03.184	1:04.900	+0.280	21.008	22.873	21.019
4	14:09:08.673	1:05.489	+0.869	21.242	23.236	21.011
5	14:10:14.390	1:05.717	+1.097	21.536	23.167	21.014
6	14:11:19.825	1:05.435	+0.815	21.419	23.039	20.977
7	14:12:24.445	1:04.620		20.842	22.825	20.953
8	14:13:29.639	1:05.194	+0.574	21.084	23.037	21.073

(241) Edward Tansley						
Lap	Time of Day	Lap Tm	Diff	S1 Tm	S2 Tm	S3 Tm
1	14:05:55.590	1:10.562	+6.102	24.754	24.413	21.395
2	14:07:00.596	1:05.006	+0.546	21.023	22.911	21.072
3	14:08:05.108	1:04.512	+0.052	20.689	22.987	20.836
4	14:09:10.558	1:05.450	+0.990	21.396	23.200	20.854
5	14:10:15.018	1:04.460		20.795	22.819	20.846
6	14:11:19.884	1:04.866	+0.406	20.876	23.083	20.907
7	14:12:24.504	1:04.620	+0.160	21.021	22.766	20.833
8	14:13:29.676	1:05.172	+0.712	21.153	23.036	20.983

(218) Petr Bezel						
Lap	Time of Day	Lap Tm	Diff	S1 Tm	S2 Tm	S3 Tm
1	14:05:54.035	1:09.392	+4.618	24.277	23.896	21.219
2	14:06:59.315	1:05.280	+0.506	21.206	22.958	21.116
3	14:08:04.912	1:05.597	+0.823	21.573	23.024	21.000
4	14:09:09.686	1:04.774		20.848	22.822	21.104
5	14:10:14.526	1:04.840	+0.066	20.894	22.970	20.976
6	14:11:20.614	1:06.088	+1.314	21.558	23.465	21.065
7	14:12:25.913	1:05.299	+0.525	21.196	22.844	21.259
8	14:13:31.287	1:05.374	+0.600	21.214	22.889	21.271

(295) Joel Deputch						
Lap	Time of Day	Lap Tm	Diff	S1 Tm	S2 Tm	S3 Tm
1	14:05:54.445	1:09.700	+4.935	24.588	23.918	21.194
2	14:07:00.255	1:05.810	+1.045	21.470	23.320	21.020
3	14:08:06.296	1:06.041	+1.276	20.964	23.624	21.453
4	14:09:11.486	1:05.190	+0.425	21.053	23.144	20.993
5	14:10:16.300	1:04.814	+0.049	20.982	22.887	20.945
6	14:11:21.065	1:04.765		20.877	22.911	20.977
7	14:12:26.335	1:05.270	+0.505	21.410	22.931	20.929
8	14:13:32.379	1:06.044	+1.279	21.455	23.624	20.965

(306) Max Aitken						
Lap	Time of Day	Lap Tm	Diff	S1 Tm	S2 Tm	S3 Tm
1	14:05:59.043	1:13.680	+9.208	29.633	23.000	21.047
2	14:07:03.941	1:04.898	+0.426	21.023	22.738	21.137
3	14:08:08.475	1:04.534	+0.062	20.985	22.657	20.892
4	14:09:13.067	1:04.592	+0.120	20.772	22.814	21.006
5	14:10:17.634	1:04.567	+0.095	20.912	22.701	20.954
6	14:11:22.152	1:04.518	+0.046	20.766	22.702	21.050

Lap	Time of Day	Lap Tm	Diff	S1 Tm	S2 Tm	S3 Tm
7	14:12:26.624	1:04.472		20.866	22.708	20.898
8	14:13:33.158	1:06.534	+2.062	21.245	23.649	21.640

(308) Dionisio Marcu						
Lap	Time of Day	Lap Tm	Diff	S1 Tm	S2 Tm	S3 Tm
1	14:05:54.150	1:09.694	+4.637	24.700	23.844	21.150
2	14:06:59.640	1:05.490	+0.433	21.530	22.969	20.991
3	14:08:04.804	1:05.164	+0.107	21.198	22.970	20.996
4	14:09:10.258	1:05.454	+0.397	21.618	22.842	20.994
5	14:10:15.315	1:05.057		21.298	22.766	20.993
6	14:11:20.672	1:05.357	+0.300	20.895	23.423	21.039
7	14:12:25.952	1:05.280	+0.223	21.401	22.708	21.171
8	14:13:33.276	1:07.324	+2.267	22.194	23.464	21.666

(326) Michael Buchholz						
Lap	Time of Day	Lap Tm	Diff	S1 Tm	S2 Tm	S3 Tm
1	14:05:55.558	1:10.151	+5.149	24.973	23.853	21.325
2	14:07:01.703	1:06.145	+1.143	21.446	23.375	21.324
3	14:08:07.184	1:05.481	+0.479	21.109	22.970	21.402
4	14:09:12.186	1:05.002		20.970	22.895	21.137
5	14:10:17.318	1:05.132	+0.130	20.950	23.000	21.182
6	14:11:22.695	1:05.377	+0.375	21.193	22.945	21.239
7	14:12:27.994	1:05.299	+0.297	21.105	22.981	21.213
8	14:13:33.382	1:05.388	+0.386	21.071	22.998	21.319

(277) Max Renberg						
Lap	Time of Day	Lap Tm	Diff	S1 Tm	S2 Tm	S3 Tm
1	14:05:55.870	1:10.580	+5.835	24.220	24.910	21.450
2	14:07:01.323	1:05.453	+0.708	21.091	23.156	21.206
3	14:08:06.465	1:05.142	+0.397	21.110	22.806	21.226
4	14:09:11.210	1:04.745		20.909	22.836	21.000
5	14:10:15.972	1:04.762	+0.017	20.918	22.782	21.062
6	14:11:20.865	1:04.893	+0.148	20.954	22.825	21.114
7	14:12:29.035	1:08.170	+3.425	23.674	23.370	21.126
8	14:13:34.066	1:05.031	+0.286	21.136	22.888	21.007

(309) Maxence Laurent						
Lap	Time of Day	Lap Tm	Diff	S1 Tm	S2 Tm	S3 Tm
1	14:05:56.994	1:11.893	+6.482	27.212	23.250	21.431
2	14:07:02.780	1:05.786	+0.375	21.530	22.988	21.268
3	14:08:08.447	1:05.667	+0.256	21.443	23.003	21.221
4	14:09:14.050	1:05.603	+0.192	21.485	22.908	21.210
5	14:10:19.970	1:05.920	+0.509	21.586	23.034	21.300
6	14:11:25.765	1:05.795	+0.384	21.454	23.117	21.224
7	14:12:31.830	1:06.065	+0.654	21.458	23.406	21.201
8	14:13:37.241	1:05.411		21.255	22.947	21.209

(329) Marta Ariza						
Lap	Time of Day	Lap Tm	Diff	S1 Tm	S2 Tm	S3 Tm
1	14:05:54.977	1:09.722	+4.920	23.745	24.757	21.220
2	14:07:00.734	1:05.757	+0.955	21.030	23.375	21.352
3	14:08:06.125	1:05.391	+0.589	20.871	23.322	21.198
4	14:09:11.697	1:05.572	+0.770	21.608	22.947	21.017
5	14:10:16.499	1:04.802		20.930	22.939	20.933
6	14:11:21.353	1:04.854	+0.052	20.925	22.985	20.944
7	14:12:31.688	1:10.335	+5.533	25.192	23.780	21.363
8	14:13:36.986	1:05.298	+0.496	21.133	23.066	21.099

(296) Jose Sierra						
Lap	Time of Day	Lap Tm	Diff	S1 Tm	S2 Tm	S3 Tm
1	14:06:13.558	1:28.380	+22.588	43.199	23.616	21.565
2	14:07:20.003	1:06.445	+0.653	21.541	23.494	21.410
3	14:08:26.469	1:06.466	+0.674	21.654	23.449	21.363
4	14:09:32.834	1:06.365	+0.573	21.736	23.329	21.300
5	14:10:39.097	1:06.263	+0.471	21.529	23.307	21.427
6	14:11:45.005	1:05.908	+0.116	21.570	23.065	21.273
7	14:12:51.264	1:06.259	+0.467	21.597	23.331	21.331
8	14:13:57.056	1:05.792		21.427	23.113	21.252

(333) Sam Schippers						
Lap	Time of Day	Lap Tm	Diff	S1 Tm	S2 Tm	S3 Tm
1	14:06:01.407	1:16.759	+10.851	29.311	25.811	21.637
2	14:07:07.315	1:05.908		21.403	23.083	21.422

Timekeeping M. Wagner:

Clerk of the course Thomas Lainer:

www.mylaps.com

Steward Horst Seidel:

Chief Scrutineer Paul Klaassen:

Licensed to: Motorsport Events



Rotax Euro Challenge 2014 Zuera/Spain

Rotax Seniors

Zuera 1,699 Km

RACE 9 Qualifying Heat 4 B-D

-NEW 4-

19.07.2014 14:20

Race (8 Laps) started at 14:22:45

Pos	No.	Name	Nat.	Chassis	Race Team	Laps	Total Tm	Diff	Best Tm	In Lap	km/h	Points
1	331	Oliver Hodgson	GBR	Tonykart	KR Sport	8	8:43.104		1:04.570	6	94,725	0
2	302	Zack Clamandemelo	CAN	Intrepid	Intrepid Driver Program	8	8:43.792	0.688	1:04.547	6	94,759	2
3	210	Luke Varley	GBR	Birel	KMS Birel Motorsport	8	8:43.836	0.732	1:04.886	4	94,264	3
4	307	Lukasz Bartoszek	POL	CRG	CRG S.P.A.	8	8:43.950	0.846	1:04.680	4	94,564	4
5	222	Lars Lamborelle	NLD	Tonykart	Strawberry Racing	8	8:43.992	0.888	1:04.580	2	94,710	5
6	204	Martin Mortensen	DNK	Tonykart	RS Competition	8	8:44.628	1.524	1:04.569	6	94,727	6
7	220	Abdullah Al Rawahi	OMN	DR	Msport	8	8:44.947	1.843	1:04.603	6	94,677	7
8	292	Benjamin Bailly	DNK	Tonykart	RS Competition	8	8:45.402	2.298	1:04.760	6	94,447	8
9	255	Michael Cool	BEL	Tonykart	Bouvin Power	8	8:45.461	2.357	1:04.529	6	94,785	9
10	319	Xavier Pozzoli	FRA	Kosmic	Sonic Racing Kart	8	8:46.456	3.352	1:04.656	5	94,599	10
11	289	Brett Ward	GBR	Alonso	Dan Holland Racing	8	8:47.840	4.736	1:04.690	6	94,549	11
12	267	Gavin Jonk	NLD	Gillard	PDB Racing Team	8	8:47.897	4.793	1:04.701	6	94,533	12
13	324	Antoni Ptak	POL	Birel	KMS Birel Motorsport	8	8:48.159	5.055	1:04.884	5	94,267	13
14	250	Joseph Reilly	GBR	Tonykart	Strawberry Racing	8	8:48.461	5.357	1:04.352	6	95,046	14
15	225	Constantin Schoell	AUT	FA Kart	Dan Holland Racing	8	8:48.642	5.538	1:04.889	5	94,259	15
16	283	Jonathan Aberdein	ZAF	Tonykart	KR Sport	8	8:49.112	6.008	1:04.743	6	94,472	16
17	256	Marc Gonzalez	ESP	Kosmic	Binakart	8	8:51.010	7.906	1:04.796	6	94,395	17
18	328	Taylor Greenfield	PER	Gillard	PDB Racing Team	8	8:52.239	9.135	1:05.135	3	93,903	18
19	234	Julien Falchero	FRA	Kosmic	Sonic Racing Kart	8	8:57.434	14.330	1:04.631	5	94,636	19
20	266	Christian Loft	DNK	Tonykart	RS Competition	8	9:01.996	18.892	1:05.102	3	93,951	20
21	330	Tomoki Takahasi	JPN	Intrepid	Intrepid Driver Program	8	9:04.758	21.654	1:05.058	8	94,015	21
22	219	Marie Bakken	NOR	Gillard	PDB Racing Team	8	9:05.322	22.218	1:05.381	3	93,550	22
23	335	Kezia Santoso	IDN	Gillard	PDB Racing Team	8	9:16.072	32.968	1:04.757	5	94,452	23
24	332	Jakub Kadlcak	CZE	Sodikart	Sodi Race Tech s.r.o.	8	9:17.397	34.293	1:04.530	5	94,784	24
25	334	Faisal Al Zubair	OMN	DR	Msport	5	5:59.414	3 Laps	1:06.591	4	91,850	25
26	246	Maksim Shtotland	RUS	FA Kart	Mayak Racing	2	2:18.801	6 Laps	1:06.443	2	92,055	26
Not classified												
DQ	223	Tom Grice	GBR	Tonykart	Coles Racing	8	8:43.141	DQ	1:04.825	4	94,352	30

Announcements

These results are provisional until the conclusion of any judicial and technical matters!

No. 330 + 266 warning board / time penalty 5 sec

No. 256 time penalty 3 sec / leaving corridor

No. 250 time penalty 10 sec. / unfair driving Steward Decision

No. 223 excluded from heat B-D / ignoring mechanical flag

No. 234 time penalty 10 sec. / unfair driving

Margin of Victory	Ø km/h	Best Lap Tm	km/h	Best Lap by
0.688	93,540	1:04.352	95,046	250 - Joseph Reilly

Official Timing www.rgmmc.com

Orbits

Timekeeping M. Wagner:

Clerk of the course Thomas Lainer:

www.mylaps.com

Steward Horst Seidel:

Chief Scrutineer Paul Klaassen:

Licensed to: Motorsport Events

Printed: 19.07.2014 18:53:26

posted at:

h



Rotax Euro Challenge 2014 Zuera/Spain

Rotax Seniors

Zuera 1,699 Km

RACE 9 Qualifying Heat 4 B-D

19.07.2014 14:20

Race (8 Laps) started at 14:22:45

Lap	Time of Day	Lap Tm	Diff	S1 Tm	S2 Tm	S3 Tm	Lap	Time of Day	Lap Tm	Diff	S1 Tm	S2 Tm	S3 Tm
(331) Oliver Hodgson							5	14:28:13.900	1:05.617	+1.037	21.874	22.845	20.898
1	14:23:51.151	1:05.826	+1.256	21.914	22.863	21.049	6	14:29:18.588	1:04.688	+0.108	20.841	22.898	20.949
2	14:24:57.136	1:05.985	+1.415	21.306	23.267	21.412	7	14:30:23.319	1:04.731	+0.151	20.959	22.909	20.863
3	14:26:02.308	1:05.172	+0.602	21.259	22.808	21.105	8	14:31:29.167	1:05.848	+1.268	21.474	22.959	21.415
4	14:27:07.848	1:05.540	+0.970	21.224	23.337	20.979	(204) Martin Mortensen						
5	14:28:13.420	1:05.572	+1.002	21.885	22.783	20.904	1	14:23:53.322	1:07.489	+2.920	23.074	23.342	21.073
6	14:29:17.990	1:04.570		20.917	22.721	20.932	2	14:24:58.002	1:04.680	+0.111	20.839	22.828	21.013
7	14:30:22.758	1:04.768	+0.198	21.135	22.755	20.878	3	14:26:04.475	1:06.473	+1.904	22.030	23.422	21.021
8	14:31:28.279	1:05.521	+0.951	21.359	23.105	21.057	4	14:27:09.771	1:05.296	+0.727	21.359	22.877	21.060
(223) Tom Grice							5	14:28:14.615	1:04.844	+0.275	20.977	22.797	21.070
1	14:23:51.040	1:05.790	+0.965	21.672	22.860	21.258	6	14:29:19.184	1:04.569		20.796	22.724	21.049
2	14:24:56.940	1:05.900	+1.075	21.092	23.390	21.418	7	14:30:24.597	1:05.413	+0.844	21.515	22.850	21.048
3	14:26:02.386	1:05.446	+0.621	21.608	22.866	20.972	8	14:31:29.803	1:05.206	+0.637	21.303	22.888	21.015
4	14:27:07.211	1:04.825		21.012	22.835	20.978	(220) Abdullah Al Rawahi						
5	14:28:12.355	1:05.144	+0.319	21.208	22.896	21.040	1	14:23:52.782	1:07.273	+2.670	23.106	23.025	21.142
6	14:29:17.490	1:05.135	+0.310	21.195	22.897	21.043	2	14:24:57.608	1:04.826	+0.223	20.770	22.944	21.112
7	14:30:22.557	1:05.067	+0.242	21.210	22.926	20.931	3	14:26:03.988	1:06.380	+1.777	22.133	23.146	21.101
8	14:31:28.316	1:05.759	+0.934	21.653	23.239	20.867	4	14:27:09.929	1:05.941	+1.338	21.934	23.041	20.966
(250) Joseph Reilly							5	14:28:14.728	1:04.799	+0.196	20.972	22.851	20.976
1	14:23:51.389	1:06.201	+1.849	22.418	22.900	20.883	6	14:29:19.331	1:04.603		20.780	22.839	20.984
2	14:24:56.987	1:05.598	+1.246	20.980	23.264	21.354	7	14:30:24.493	1:05.162	+0.559	21.166	22.955	21.041
3	14:26:01.621	1:04.634	+0.282	20.734	22.786	21.114	8	14:31:30.122	1:05.629	+1.026	21.526	23.094	21.009
4	14:27:06.069	1:04.448	+0.096	20.814	22.705	20.929	(292) Benjamin Bailly						
5	14:28:10.572	1:04.503	+0.151	20.838	22.690	20.975	1	14:23:54.649	1:08.612	+3.852	23.693	23.759	21.160
6	14:29:14.924	1:04.352		20.785	22.683	20.884	2	14:24:59.554	1:04.905	+0.145	20.868	22.938	21.099
7	14:30:19.282	1:04.358	+0.006	20.845	22.637	20.876	3	14:26:05.395	1:05.841	+1.081	20.970	23.734	21.137
8	14:31:23.636	1:04.354	+0.002	20.790	22.703	20.861	4	14:27:10.555	1:05.155	+0.395	20.876	23.285	20.994
(302) Zack Clamandemelo							5	14:28:15.385	1:04.835	+0.075	20.854	22.971	21.010
1	14:23:52.381	1:07.206	+2.659	23.095	23.038	21.073	6	14:29:20.145	1:04.760		20.816	22.887	21.057
2	14:24:57.346	1:04.965	+0.418	20.652	22.962	21.351	7	14:30:25.152	1:05.007	+0.247	21.047	22.922	21.038
3	14:26:02.439	1:05.093	+0.546	21.306	22.897	20.890	8	14:31:30.577	1:05.425	+0.665	20.956	23.285	21.184
4	14:27:08.124	1:05.685	+1.138	21.274	23.047	21.364	(255) Michael Cool						
5	14:28:13.261	1:05.137	+0.590	21.206	23.049	20.882	1	14:23:53.843	1:08.424	+3.895	24.118	23.298	21.008
6	14:29:17.808	1:04.547		20.847	22.786	20.914	2	14:24:58.569	1:04.726	+0.197	20.740	23.011	20.975
7	14:30:22.845	1:05.037	+0.490	21.515	22.738	20.784	3	14:26:04.927	1:06.358	+1.829	21.251	24.105	21.002
8	14:31:28.967	1:06.122	+1.575	21.499	23.217	21.406	4	14:27:10.287	1:05.360	+0.831	21.138	23.271	20.951
(210) Luke Varley							5	14:28:15.065	1:04.778	+0.249	20.787	22.931	21.060
1	14:23:52.867	1:07.551	+2.665	23.486	22.960	21.105	6	14:29:19.594	1:04.529		20.730	22.818	20.981
2	14:24:57.937	1:05.070	+0.184	21.157	22.785	21.128	7	14:30:24.777	1:05.183	+0.654	21.109	23.121	20.953
3	14:26:03.131	1:05.194	+0.308	21.382	22.891	20.921	8	14:31:30.636	1:05.859	+1.330	21.538	23.170	21.151
4	14:27:08.017	1:04.886		20.785	23.087	21.014	(319) Xavier Pozzoli						
5	14:28:13.205	1:05.188	+0.302	21.191	23.013	20.984	1	14:23:51.720	1:06.275	+1.619	22.005	23.190	21.080
6	14:29:18.233	1:05.028	+0.142	21.239	22.817	20.972	2	14:24:57.292	1:05.572	+0.916	20.911	23.303	21.358
7	14:30:23.234	1:05.001	+0.115	21.223	22.875	20.903	3	14:26:04.240	1:06.948	+2.292	22.629	23.330	20.989
8	14:31:29.011	1:05.777	+0.891	21.732	22.880	21.165	4	14:27:11.040	1:06.800	+2.144	22.329	23.537	20.934
(307) Lukasz Bartoszuk							5	14:28:15.696	1:04.656		20.858	22.801	20.997
1	14:23:52.508	1:06.971	+2.291	22.537	23.310	21.124	6	14:29:20.436	1:04.740	+0.084	20.883	22.833	21.024
2	14:24:57.550	1:05.042	+0.362	20.701	23.044	21.297	7	14:30:25.601	1:05.165	+0.509	21.334	22.875	20.956
3	14:26:04.067	1:06.517	+1.837	22.236	23.227	21.054	8	14:31:31.631	1:06.030	+1.374	21.806	23.224	21.000
4	14:27:08.747	1:04.680		20.799	22.873	21.008	(234) Julien Falchero						
5	14:28:13.789	1:05.042	+0.362	21.155	22.831	21.056	1	14:23:55.680	1:09.571	+4.940	24.245	24.125	21.201
6	14:29:18.532	1:04.743	+0.063	20.840	22.909	20.994	2	14:25:00.758	1:05.078	+0.447	21.154	23.072	20.852
7	14:30:23.665	1:05.133	+0.453	21.095	23.034	21.004	3	14:26:06.204	1:05.446	+0.815	21.236	23.156	21.054
8	14:31:29.125	1:05.460	+0.780	21.365	23.011	21.084	4	14:27:11.598	1:05.394	+0.763	21.272	23.108	21.014
(222) Lars Lamborelle							5	14:28:16.229	1:04.631		20.924	22.747	20.960
1	14:23:53.084	1:07.278	+2.698	23.267	23.074	20.937	6	14:29:21.339	1:05.110	+0.479	20.965	23.110	21.035
2	14:24:57.664	1:04.580		20.751	22.792	21.037	7	14:30:26.606	1:05.267	+0.636	21.349	22.983	20.935
3	14:26:02.962	1:05.298	+0.718	21.476	22.875	20.947	8	14:31:32.609	1:06.003	+1.372	20.960	24.105	20.938
4	14:27:08.283	1:05.321	+0.741	20.847	23.285	21.189	(289) Brett Ward						

Timekeeping M. Wagner:

Clerk of the course Thomas Lainer:

Steward Horst Seidel:

Chief Scrutineer Paul Klaassen:



Rotax Euro Challenge 2014 Zuera/Spain

Rotax Seniors

Zuera 1,699 Km

RACE 9 Qualifying Heat 4 B-D

19.07.2014 14:20

Race (8 Laps) started at 14:22:45

Lap	Time of Day	Lap Tm	Diff	S1 Tm	S2 Tm	S3 Tm	Lap	Time of Day	Lap Tm	Diff	S1 Tm	S2 Tm	S3 Tm
1	14:23:55.973	1:09.631	+4.941	24.307	24.174	21.150	7	14:30:31.874	1:05.572	+0.437	21.463	22.949	21.160
2	14:25:00.968	1:04.995	+0.305	20.876	23.173	20.946	8	14:31:37.414	1:05.540	+0.405	21.412	22.856	21.272
3	14:26:06.439	1:05.471	+0.781	21.407	22.986	21.078	(266) Christian Loft						
4	14:27:12.081	1:05.642	+0.952	21.641	22.880	21.121	1	14:23:57.287	1:10.869	+5.767	24.768	24.904	21.197
5	14:28:17.014	1:04.933	+0.243	20.853	22.971	21.109	2	14:25:02.473	1:05.186	+0.084	20.999	23.076	21.111
6	14:29:21.704	1:04.690		20.837	22.770	21.083	3	14:26:07.575	1:05.102		21.026	22.912	21.164
7	14:30:27.103	1:05.399	+0.709	21.238	23.116	21.045	4	14:27:20.264	1:12.689	+7.587	21.285	29.966	21.438
8	14:31:33.015	1:05.912	+1.222	20.869	23.929	21.114	5	14:28:25.891	1:05.627	+0.525	21.217	23.173	21.237
(267) Gavin Jonk							6	14:29:31.309	1:05.418	+0.316	21.204	22.972	21.242
1	14:23:54.881	1:08.858	+4.157	23.768	23.956	21.134	7	14:30:36.610	1:05.301	+0.199	21.169	22.912	21.220
2	14:24:59.669	1:04.788	+0.087	20.916	22.830	21.042	8	14:31:42.171	1:05.561	+0.459	21.184	23.057	21.320
3	14:26:06.107	1:06.438	+1.737	21.151	24.074	21.213	(330) Tomoki Takahasi						
4	14:27:13.065	1:06.958	+2.257	22.478	23.445	21.035	1	14:23:56.225	1:10.436	+5.378	24.445	24.947	21.044
5	14:28:17.788	1:04.723	+0.022	20.907	22.790	21.026	2	14:25:13.230	1:17.005	+11.947	21.101	34.683	21.221
6	14:29:22.489	1:04.701		20.944	22.707	21.050	3	14:26:18.551	1:05.321	+0.263	21.297	22.944	21.080
7	14:30:27.416	1:04.927	+0.226	21.115	22.800	21.012	4	14:27:24.213	1:05.662	+0.604	21.237	23.097	21.328
8	14:31:33.072	1:05.656	+0.955	21.018	23.615	21.023	5	14:28:29.585	1:05.372	+0.314	21.105	23.075	21.192
(324) Antoni Ptak							6	14:29:34.797	1:05.212	+0.154	21.235	22.828	21.149
1	14:23:55.190	1:09.233	+4.349	24.192	24.018	21.023	7	14:30:39.875	1:05.078	+0.020	21.152	22.941	20.985
2	14:25:00.244	1:05.054	+0.170	21.180	22.865	21.009	8	14:31:44.933	1:05.058		21.039	22.840	21.179
3	14:26:06.345	1:06.101	+1.217	21.608	23.430	21.063	(219) Marie Bakken						
4	14:27:12.442	1:06.097	+1.213	21.811	23.239	21.047	1	14:23:55.898	1:09.686	+4.305	24.191	24.319	21.176
5	14:28:17.326	1:04.884		20.906	22.993	20.985	2	14:25:17.353	1:21.455	+16.074	21.280	38.485	21.690
6	14:29:22.282	1:04.956	+0.072	21.017	22.955	20.984	3	14:26:22.734	1:05.381		21.281	22.832	21.268
7	14:30:28.067	1:05.785	+0.901	21.793	23.058	20.934	4	14:27:28.191	1:05.457	+0.076	21.250	22.901	21.306
8	14:31:33.334	1:05.267	+0.383	21.088	23.175	21.004	5	14:28:33.772	1:05.581	+0.200	21.315	23.035	21.231
(225) Constantin Schoell							6	14:29:39.319	1:05.547	+0.166	21.341	23.029	21.177
1	14:23:55.080	1:09.477	+4.588	24.299	24.107	21.071	7	14:30:44.760	1:05.441	+0.060	21.388	22.922	21.131
2	14:25:00.644	1:05.564	+0.675	21.587	22.998	20.979	8	14:31:50.497	1:05.737	+0.356	21.418	23.119	21.200
3	14:26:06.610	1:05.966	+1.077	21.849	23.055	21.062	(332) Jakob Kadlcak						
4	14:27:12.706	1:06.096	+1.207	21.846	23.048	21.202	1	14:23:55.382	1:08.425	+3.895	23.285	24.118	21.022
5	14:28:17.595	1:04.889		20.976	22.869	21.044	2	14:25:00.329	1:04.947	+0.417	21.178	22.876	20.893
6	14:29:22.738	1:05.143	+0.254	21.270	22.867	21.006	3	14:26:06.028	1:05.699	+1.169	21.390	23.051	21.258
7	14:30:28.371	1:05.633	+0.744	21.628	22.991	21.014	4	14:27:11.461	1:05.433	+0.903	20.834	23.597	21.002
8	14:31:33.817	1:05.446	+0.557	21.519	22.989	20.938	5	14:28:15.991	1:04.530		20.785	22.774	20.971
(283) Jonathan Aberdein							6	14:29:20.662	1:04.671	+0.141	20.932	22.799	20.940
1	14:23:56.406	1:09.919	+5.176	24.452	24.360	21.107	7	14:30:25.823	1:05.161	+0.631	21.180	22.994	20.987
2	14:25:02.009	1:05.603	+0.860	21.354	23.185	21.064	8	14:32:02.572	1:36.749	+32.219	21.583	53.704	21.462
3	14:26:07.307	1:05.298	+0.555	21.151	23.040	21.107	(335) Kezia Santoso						
4	14:27:13.299	1:05.992	+1.249	21.267	23.766	20.959	1	14:23:53.699	1:08.076	+3.319	23.785	23.174	21.117
5	14:28:18.140	1:04.841	+0.098	20.812	22.994	21.035	2	14:24:58.784	1:05.085	+0.328	21.010	23.018	21.057
6	14:29:22.883	1:04.743		20.818	22.941	20.984	3	14:26:05.144	1:06.360	+1.603	21.329	24.014	21.017
7	14:30:28.525	1:05.642	+0.899	21.558	23.147	20.937	4	14:27:10.797	1:05.653	+0.896	21.195	23.448	21.010
8	14:31:34.287	1:05.762	+1.019	21.546	23.253	20.963	5	14:28:15.554	1:04.757		20.863	22.877	21.017
(256) Marc Gonzalez							6	14:29:21.074	1:05.520	+0.763	21.549	22.937	21.034
1	14:23:54.244	1:08.355	+3.559	23.569	23.632	21.154	7	14:30:26.015	1:04.941	+0.184	21.112	22.854	20.975
2	14:24:59.248	1:05.004	+0.208	21.033	22.942	21.029	8	14:32:01.247	1:35.232	+30.475	21.466	51.558	22.208
3	14:26:05.555	1:06.307	+1.511	21.661	23.604	21.042	(334) Faisal Al Zubair						
4	14:27:11.844	1:06.289	+1.493	20.963	24.277	21.049	1	14:23:58.300	1:11.278	+4.687	24.391	24.916	21.971
5	14:28:16.699	1:04.855	+0.059	21.014	22.870	20.971	2	14:25:05.678	1:07.378	+0.787	21.964	23.771	21.643
6	14:29:21.495	1:04.796		21.002	22.757	21.037	3	14:26:12.424	1:06.746	+0.155	21.908	23.519	21.319
7	14:30:26.872	1:05.377	+0.581	21.270	23.157	20.950	4	14:27:19.015	1:06.591		21.678	23.570	21.343
8	14:31:33.185	1:06.313	+1.517	21.008	24.317	20.988	5	14:28:44.589	1:25.574	+18.983	21.700	23.866	40.008
(328) Taylor Greenfield							(246) Maksim Shtotland						
1	14:23:56.065	1:09.659	+4.524	24.461	24.079	21.119	1	14:23:57.533	1:10.735	+4.292	24.654	24.565	21.516
2	14:25:02.124	1:06.059	+0.924	21.594	23.399	21.066	2	14:25:03.976	1:06.443		21.608	23.228	21.607
3	14:26:07.259	1:05.135		20.948	23.040	21.147							
4	14:27:15.451	1:08.192	+3.057	21.329	25.706	21.157							
5	14:28:20.986	1:05.535	+0.400	21.308	23.082	21.145							
6	14:29:26.302	1:05.316	+0.181	21.324	22.865	21.127							

Timekeeping M. Wagner:



Clerk of the course Thomas Lainer:

www.mylaps.com

Steward Horst Seidel:

Chief Scrutineer Paul Klaassen:

Licensed to: Motorsport Events



Rotax Euro Challenge 2014 Zuera/Spain

Rotax Seniors

Zuera 1,699 Km

RACE 13 Qualifying Heat 5 A-D

19.07.2014 16:20

Race (8 Laps) started at 16:22:48

Pos	No.	Name	Nat.	Chassis	Race Team	Laps	Total Tm	Diff	Best Tm	In Lap	km/h	Points
1	215	Harry Webb	GBR	Tonykart	Strawberry Racing	8	8:35.525		1:04.070	7	95,464	0
2	250	Joseph Reilly	GBR	Tonykart	Strawberry Racing	8	8:35.861	0.336	1:04.095	6	95,427	2
3	303	Guan Yu Zhou	GBR	Tonykart	Strawberry Racing	8	8:35.992	0.467	1:03.982	7	95,596	3
4	224	Josh Price	GBR	Tonykart	Strawberry Racing	8	8:37.003	1.478	1:04.150	6	95,345	4
5	227	Josh White	GBR	Tonykart	Coles Racing	8	8:37.543	2.018	1:04.164	4	95,324	5
6	226	Jessica Backman	SWE	Tonykart	Strawberry Racing	8	8:37.717	2.192	1:04.111	6	95,403	6
7	214	Bas De Laat	NLD	Gillard	PDB Racing Team	8	8:38.210	2.685	1:04.209	4	95,258	7
8	210	Luke Varley	GBR	Birel	KMS Birel Motorsport	8	8:38.657	3.132	1:04.247	4	95,201	8
9	286	Victor Oberg	SWE	Gillard	PDB Racing Team	8	8:39.482	3.957	1:04.323	8	95,089	9
10	327	Jack Aitken	GBR	OTK	KR Sport	8	8:40.490	4.965	1:04.428	6	94,934	10
11	255	Michael Cool	BEL	Tonykart	Bouvin Power	8	8:40.589	5.064	1:04.379	4	95,006	11
12	295	Joel Deputch	FRA	FA Kart	Race Evo	8	8:41.903	6.378	1:04.631	7	94,636	12
13	204	Martin Mortensen	DNK	Tonykart	RS Competition	8	8:42.088	6.563	1:04.383	4	95,000	13
14	225	Constantin Schoell	AUT	FA Kart	Dan Holland Racing	8	8:42.225	6.700	1:04.306	7	95,114	14
15	306	Max Aitken	GBR	OTK	KR Sport	8	8:45.936	10.411	1:04.325	5	95,086	15
16	228	Nicolas Picot	FRA	Sodikart	Kart Pro Racing	8	8:46.581	11.056	1:04.935	6	94,193	16
17	324	Antoni Ptak	POL	Birel	KMS Birel Motorsport	8	8:46.629	11.104	1:04.573	5	94,721	17
18	289	Brett Ward	GBR	Alonso	Dan Holland Racing	8	8:47.458	11.933	1:04.494	5	94,837	18
19	292	Benjamin Bailly	DNK	Tonykart	RS Competition	8	8:48.019	12.494	1:04.766	5	94,438	19
20	330	Tomoki Takahasi	JPN	Intrepid	Intrepid Driver Program	8	8:48.132	12.607	1:04.561	7	94,738	20
21	220	Abdullah Al Rawahi	OMN	DR	Msport	8	8:49.232	13.707	1:04.774	5	94,427	21
22	309	Maxence Laurent	FRA	Flandria Kart	Flandria Competition Kart	8	8:49.279	13.754	1:04.971	4	94,140	22
23	296	Jose Sierra	MEX	Tonykart	Kids to Win	8	8:49.693	14.168	1:05.166	4	93,859	23
24	256	Marc Gonzalez	ESP	Kosmic	Binakart	8	8:49.726	14.201	1:04.521	6	94,797	24
25	266	Christian Loft	DNK	Tonykart	RS Competition	8	8:50.964	15.439	1:05.027	6	94,059	25
26	246	Maksim Shtotland	RUS	FA Kart	Mayak Racing	8	8:51.136	15.611	1:05.041	5	94,039	26
27	241	Edward Tansley	GBR	Tonykart	Coles Racing	8	8:54.418	18.893	1:04.467	6	94,876	27

Announcements

These results are provisional until the conclusion of any judicial and technical matters!

Margin of Victory	Ø km/h	Best Lap Tm	km/h	Best Lap by
0.336	94,915	1:03.982	95,596	303 - Guan Yu Zhou

Official Timing www.rgmmc.com

Orbits

Timekeeping M. Wagner:

Clerk of the course Thomas Lainer:

www.mylaps.com

Steward Horst Seidel:

Chief Scrutineer Paul Klaassen:

Licensed to: Motorsport Events

Printed: 19.07.2014 16:34:03

posted at:

h



Rotax Euro Challenge 2014 Zuera/Spain

Rotax Seniors

Zuera 1,699 Km

RACE 13 Qualifying Heat 5 A-D

19.07.2014 16:20

Race (8 Laps) started at 16:22:48

Lap	Time of Day	Lap Tm	Diff	S1 Tm	S2 Tm	S3 Tm	Lap	Time of Day	Lap Tm	Diff	S1 Tm	S2 Tm	S3 Tm
(215) Harry Webb													
1	16:23:54.643	1:05.715	+1.645	21.641	23.022	21.052	5	16:28:14.339	1:05.286	+1.077	20.977	23.384	20.925
2	16:24:59.280	1:04.637	+0.567	20.775	22.860	21.002	6	16:29:18.549	1:04.210	+0.001	20.547	22.723	20.940
3	16:26:03.614	1:04.334	+0.264	20.738	22.720	20.876	7	16:30:22.781	1:04.232	+0.023	20.618	22.667	20.947
4	16:27:07.771	1:04.157	+0.087	20.776	22.554	20.827	8	16:31:27.138	1:04.357	+0.148	20.691	22.684	20.982
5	16:28:11.927	1:04.156	+0.086	20.734	22.529	20.893	(210) Luke Varley						
6	16:29:16.106	1:04.179	+0.109	20.744	22.575	20.860	1	16:23:55.546	1:06.449	+2.202	22.473	22.995	20.981
7	16:30:20.176	1:04.070		20.707	22.509	20.854	2	16:25:00.301	1:04.755	+0.508	20.892	22.870	20.993
8	16:31:24.453	1:04.277	+0.207	20.832	22.570	20.875	3	16:26:05.512	1:05.211	+0.964	21.441	22.844	20.926
(250) Joseph Reilly													
1	16:23:55.200	1:06.173	+2.078	22.380	22.848	20.945	4	16:27:09.759	1:04.247		20.694	22.660	20.893
2	16:24:59.910	1:04.710	+0.615	20.644	23.165	20.901	5	16:28:14.489	1:04.730	+0.483	20.851	22.919	20.960
3	16:26:04.088	1:04.178	+0.083	20.702	22.638	20.838	6	16:29:18.857	1:04.368	+0.121	20.829	22.699	20.840
4	16:27:08.208	1:04.120	+0.025	20.679	22.586	20.855	7	16:30:23.129	1:04.272	+0.025	20.694	22.729	20.849
5	16:28:12.314	1:04.106	+0.011	20.646	22.598	20.862	8	16:31:27.585	1:04.456	+0.209	20.731	22.827	20.898
6	16:29:16.409	1:04.095		20.670	22.605	20.820	(286) Victor Oberg						
7	16:30:20.542	1:04.133	+0.038	20.652	22.626	20.855	1	16:23:56.790	1:07.453	+3.130	23.373	23.049	21.031
8	16:31:24.789	1:04.247	+0.152	20.677	22.646	20.924	2	16:25:01.497	1:04.707	+0.384	20.701	22.882	21.124
(303) Guan Yu Zhou													
1	16:23:54.974	1:05.910	+1.928	22.118	22.881	20.911	3	16:26:06.251	1:04.754	+0.431	20.820	22.864	21.070
2	16:24:59.825	1:04.851	+0.869	20.707	23.197	20.947	4	16:27:10.783	1:04.532	+0.209	20.725	22.756	21.051
3	16:26:04.295	1:04.470	+0.488	20.875	22.760	20.835	5	16:28:15.305	1:04.522	+0.199	20.828	22.778	20.916
4	16:27:08.450	1:04.155	+0.173	20.683	22.672	20.800	6	16:29:19.657	1:04.352	+0.029	20.688	22.649	21.015
5	16:28:12.626	1:04.176	+0.194	20.527	22.671	20.978	7	16:30:24.087	1:04.430	+0.107	20.729	22.781	20.920
6	16:29:16.698	1:04.072	+0.090	20.545	22.667	20.860	8	16:31:28.410	1:04.323		20.731	22.706	20.886
7	16:30:20.680	1:03.982		20.508	22.637	20.837	(327) Jack Aitken						
8	16:31:24.920	1:04.240	+0.258	20.608	22.781	20.851	1	16:23:57.235	1:07.698	+3.270	23.729	22.860	21.109
(224) Josh Price													
1	16:23:54.921	1:05.922	+1.772	21.868	23.013	21.041	2	16:25:02.217	1:04.982	+0.554	20.893	23.031	21.058
2	16:24:59.599	1:04.678	+0.528	20.670	22.950	21.058	3	16:26:06.777	1:04.560	+0.132	20.773	22.781	21.006
3	16:26:04.071	1:04.472	+0.322	20.667	22.789	21.016	4	16:27:11.326	1:04.549	+0.121	20.815	22.769	20.965
4	16:27:08.871	1:04.800	+0.650	21.082	22.805	20.913	5	16:28:15.804	1:04.478	+0.050	20.754	22.758	20.966
5	16:28:13.081	1:04.210	+0.060	20.592	22.699	20.919	6	16:29:20.232	1:04.428		20.737	22.684	21.007
6	16:29:17.231	1:04.150		20.587	22.643	20.920	7	16:30:24.791	1:04.559	+0.131	20.765	22.749	21.045
7	16:30:21.454	1:04.223	+0.073	20.654	22.647	20.922	8	16:31:29.418	1:04.627	+0.199	20.853	22.753	21.021
8	16:31:25.931	1:04.477	+0.327	20.750	22.708	21.019	(255) Michael Cool						
(227) Josh White													
1	16:23:56.144	1:06.942	+2.778	22.992	22.960	20.990	1	16:23:58.077	1:08.901	+4.522	24.358	23.505	21.038
2	16:25:00.630	1:04.486	+0.322	20.652	22.885	20.949	2	16:25:02.639	1:04.562	+0.183	20.727	22.905	20.930
3	16:26:05.109	1:04.479	+0.315	20.778	22.788	20.913	3	16:26:07.253	1:04.614	+0.235	20.649	22.904	21.061
4	16:27:09.273	1:04.164		20.602	22.670	20.892	4	16:27:11.632	1:04.379		20.673	22.736	20.970
5	16:28:13.524	1:04.251	+0.087	20.688	22.655	20.908	5	16:28:16.060	1:04.428	+0.049	20.607	22.865	20.956
6	16:29:17.857	1:04.333	+0.169	20.613	22.714	21.006	6	16:29:20.523	1:04.463	+0.084	20.616	22.891	20.956
7	16:30:22.155	1:04.298	+0.134	20.749	22.599	20.950	7	16:30:24.903	1:04.380	+0.001	20.664	22.767	20.949
8	16:31:26.471	1:04.316	+0.152	20.696	22.681	20.939	8	16:31:29.517	1:04.614	+0.235	20.811	22.836	20.967
(226) Jessica Backman													
1	16:23:56.408	1:07.139	+3.028	23.165	22.996	20.978	(295) Joel Deputch						
2	16:25:00.797	1:04.389	+0.278	20.623	22.809	20.957	1	16:23:57.020	1:07.621	+2.990	23.509	23.056	21.056
3	16:26:05.276	1:04.479	+0.368	20.813	22.775	20.891	2	16:25:02.330	1:05.310	+0.679	20.900	23.418	20.992
4	16:27:09.395	1:04.119	+0.008	20.568	22.714	20.837	3	16:26:07.412	1:05.082	+0.451	20.955	23.185	20.942
5	16:28:14.092	1:04.697	+0.586	20.780	23.013	20.904	4	16:27:12.142	1:04.730	+0.099	20.870	22.866	20.994
6	16:29:18.203	1:04.111		20.578	22.623	20.910	5	16:28:16.898	1:04.756	+0.125	20.889	22.839	21.028
7	16:30:22.349	1:04.146	+0.035	20.561	22.705	20.880	6	16:29:21.555	1:04.657	+0.026	20.923	22.840	20.894
8	16:31:26.645	1:04.296	+0.185	20.683	22.692	20.921	7	16:30:26.186	1:04.631		20.865	22.806	20.960
(214) Bas De Laet													
1	16:23:55.767	1:06.634	+2.425	22.616	22.963	21.055	8	16:31:30.831	1:04.645	+0.014	20.859	22.856	20.930
2	16:25:00.366	1:04.599	+0.390	20.816	22.876	20.907	(204) Martin Mortensen						
3	16:26:04.844	1:04.478	+0.269	20.689	22.823	20.966	1	16:23:59.250	1:09.613	+5.230	25.195	23.321	21.097
4	16:27:09.053	1:04.209		20.625	22.679	20.905	2	16:25:03.791	1:04.541	+0.158	20.722	22.839	20.980
(225) Constantin Schoell													
1	16:23:55.767	1:06.634	+2.425	22.616	22.963	21.055	3	16:26:08.607	1:04.816	+0.433	20.783	22.920	21.113
2	16:25:00.366	1:04.599	+0.390	20.816	22.876	20.907	4	16:27:12.990	1:04.383		20.763	22.635	20.985
3	16:26:04.844	1:04.478	+0.269	20.689	22.823	20.966	5	16:28:17.459	1:04.469	+0.086	20.746	22.682	21.041
4	16:27:09.053	1:04.209		20.625	22.679	20.905	6	16:29:21.914	1:04.455	+0.072	20.762	22.659	21.034
5	16:28:17.459	1:04.469	+0.086	20.746	22.682	21.041	7	16:30:26.430	1:04.516	+0.133	20.738	22.707	21.071
6	16:29:21.914	1:04.455	+0.072	20.762	22.659	21.034	8	16:31:31.016	1:04.586	+0.203	20.730	22.891	20.965
7	16:30:26.430	1:04.516	+0.133	20.738	22.707	21.071	(225) Constantin Schoell						
8	16:31:31.016	1:04.586	+0.203	20.730	22.891	20.965	1	16:23:59.250	1:09.613	+5.230	25.195	23.321	21.097
(225) Constantin Schoell													
1	16:23:59.250	1:09.613	+5.230	25.195	23.321	21.097	2	16:25:03.791	1:04.541	+0.158	20.722	22.839	20.980
2	16:25:03.791	1:04.541	+0.158	20.722	22.839	20.980	3	16:26:08.607	1:04.816	+0.433	20.783	22.920	21.113
3	16:26:08.607	1:04.816	+0.433	20.783	22.920	21.113	4	16:27:12.990	1:04.383		20.763	22.635	20.985
4	16:27:12.990	1:04.383		20.763	22.635	20.985	5	16:28:17.459	1:04.469	+0.086	20.746	22.682	21.041
5	16:28:17.459	1:04.469	+0.086	20.746	22.682	21.041	6	16:29:21.914	1:04.455	+0.072	20.762	22.659	21.034
6	16:29:21.914	1:04.455	+0.072	20.762	22.659	21.034	7	16:30:26.430	1:04.516	+0.133	20.738	22.707	21.071
7	16:30:26.430	1:04.516	+0.133	20.738	22.707	21.071	8	16:31:31.016	1:04.586	+0.203	20.730	22.891	20.965
8	16:31:31.016	1:04.586	+0.203	20.730	22.891	20.965	(225) Constantin Schoell						
(225) Constantin Schoell													
1	16:23:59.250	1:09.613	+5.230	25.195	23.321	21.097	(225) Constantin Schoell						
2	16:25:03.791	1:04.541	+0.158	20.722	22.839	20.980	(225) Constantin Schoell						
3	16:26:08.607	1:04.816	+0.433	20.7									



Rotax Euro Challenge 2014 Zuera/Spain

Rotax Seniors

Zuera 1,699 Km

RACE 13 Qualifying Heat 5 A-D

19.07.2014 16:20

Race (8 Laps) started at 16:22:48

Lap	Time of Day	Lap Tm	Diff	S1 Tm	S2 Tm	S3 Tm
1	16:23:58.948	1:09.574	+5.268	24.913	23.550	21.111
2	16:25:03.975	1:05.027	+0.721	20.780	23.268	20.979
3	16:26:08.915	1:04.940	+0.634	20.844	23.070	21.026
4	16:27:13.634	1:04.719	+0.413	20.780	23.001	20.938
5	16:28:18.076	1:04.442	+0.136	20.771	22.728	20.943
6	16:29:22.424	1:04.348	+0.042	20.780	22.679	20.889
7	16:30:26.730	1:04.306		20.727	22.674	20.905
8	16:31:31.153	1:04.423	+0.117	20.759	22.699	20.965

(306) Max Aitken

1	16:24:00.620	1:10.603	+6.278	25.320	24.062	21.221
2	16:25:06.182	1:05.562	+1.237	21.209	23.357	20.996
3	16:26:10.757	1:04.575	+0.250	20.766	22.850	20.959
4	16:27:16.321	1:05.564	+1.239	21.129	23.416	21.019
5	16:28:20.646	1:04.325		20.763	22.633	20.929
6	16:29:25.564	1:04.918	+0.593	20.886	22.975	21.057
7	16:30:30.135	1:04.571	+0.246	20.904	22.662	21.005
8	16:31:34.864	1:04.729	+0.404	20.960	22.686	21.083

(228) Nicolas Picot

1	16:23:58.577	1:09.109	+4.174	24.358	23.513	21.238
2	16:25:03.583	1:05.006	+0.071	20.974	23.010	21.022
3	16:26:08.791	1:05.208	+0.273	21.151	22.936	21.121
4	16:27:13.828	1:05.037	+0.102	20.825	23.163	21.049
5	16:28:18.901	1:05.073	+0.138	20.801	23.328	20.944
6	16:29:23.836	1:04.935		20.994	22.898	21.043
7	16:30:29.151	1:05.315	+0.380	21.325	22.933	21.057
8	16:31:35.509	1:06.358	+1.423	22.229	23.050	21.079

(324) Antoni Ptak

1	16:23:59.364	1:09.641	+5.068	25.000	23.591	21.050
2	16:25:04.576	1:05.212	+0.639	21.265	22.917	21.030
3	16:26:09.272	1:04.696	+0.123	20.866	22.904	20.926
4	16:27:13.994	1:04.722	+0.149	20.783	23.016	20.923
5	16:28:18.567	1:04.573		20.729	22.896	20.948
6	16:29:23.571	1:05.004	+0.431	20.912	23.110	20.982
7	16:30:28.855	1:05.284	+0.711	21.432	22.903	20.949
8	16:31:35.557	1:06.702	+2.129	22.607	23.203	20.892

(289) Brett Ward

1	16:24:00.451	1:10.516	+6.022	25.324	23.878	21.314
2	16:25:06.310	1:05.859	+1.365	21.448	23.399	21.012
3	16:26:11.002	1:04.692	+0.198	20.883	22.803	21.006
4	16:27:16.475	1:05.473	+0.979	20.951	23.485	21.037
5	16:28:20.969	1:04.494		20.897	22.636	20.961
6	16:29:26.033	1:05.064	+0.570	21.213	22.790	21.061
7	16:30:30.841	1:04.808	+0.314	20.981	22.864	20.963
8	16:31:36.386	1:05.545	+1.051	21.370	23.159	21.016

(292) Benjamin Bailly

1	16:24:00.398	1:10.569	+5.803	25.354	23.828	21.387
2	16:25:05.743	1:05.345	+0.579	21.240	23.077	21.028
3	16:26:10.621	1:04.878	+0.112	20.943	22.946	20.989
4	16:27:15.702	1:05.081	+0.315	21.191	22.940	20.950
5	16:28:20.468	1:04.766		20.893	22.939	20.934
6	16:29:25.977	1:05.509	+0.743	20.880	23.364	21.265
7	16:30:31.077	1:05.100	+0.334	20.895	23.215	20.990
8	16:31:36.947	1:05.870	+1.104	21.265	23.243	21.362

(330) Tomoki Takahashi

1	16:24:00.360	1:10.930	+6.369	24.735	24.600	21.595
2	16:25:07.247	1:06.887	+2.326	22.277	23.299	21.311
3	16:26:12.160	1:04.913	+0.352	20.930	22.823	21.160
4	16:27:16.937	1:04.777	+0.216	20.937	22.808	21.032
5	16:28:21.705	1:04.768	+0.207	20.847	22.988	20.933
6	16:29:26.693	1:04.988	+0.427	20.921	22.919	21.148

Lap	Time of Day	Lap Tm	Diff	S1 Tm	S2 Tm	S3 Tm
7	16:30:31.254	1:04.561		20.719	22.790	21.052
8	16:31:37.060	1:05.806	+1.245	21.160	23.257	21.389

(220) Abdullah Al Rawahi

1	16:24:00.214	1:10.948	+6.174	25.545	24.045	21.358
2	16:25:06.760	1:06.546	+1.772	21.528	23.966	21.052
3	16:26:11.576	1:04.816	+0.042	20.777	23.008	21.031
4	16:27:16.799	1:05.223	+0.449	20.995	23.207	21.021
5	16:28:21.573	1:04.774		20.780	22.927	21.067
6	16:29:26.943	1:05.370	+0.596	21.346	22.925	21.099
7	16:30:32.410	1:05.467	+0.693	21.442	22.944	21.081
8	16:31:38.160	1:05.750	+0.976	21.334	23.220	21.196

(309) Maxence Laurent

1	16:23:59.250	1:09.577	+4.606	24.778	23.574	21.225
2	16:25:04.589	1:05.339	+0.368	21.223	22.989	21.127
3	16:26:09.779	1:05.190	+0.219	21.189	22.923	21.078
4	16:27:14.750	1:04.971		21.138	22.822	21.011
5	16:28:20.089	1:05.339	+0.368	21.171	22.979	21.189
6	16:29:26.674	1:06.585	+1.614	22.405	22.902	21.278
7	16:30:32.106	1:05.432	+0.461	21.463	22.957	21.012
8	16:31:38.207	1:06.101	+1.130	21.723	23.317	21.061

(296) Jose Sierra

1	16:24:00.841	1:11.023	+5.857	25.151	24.296	21.576
2	16:25:07.021	1:06.180	+1.014	21.184	23.776	21.220
3	16:26:12.449	1:05.428	+0.262	21.367	22.884	21.177
4	16:27:17.615	1:05.166		21.083	22.845	21.238
5	16:28:22.926	1:05.311	+0.145	21.328	23.042	20.941
6	16:29:28.161	1:05.235	+0.069	21.223	22.973	21.039
7	16:30:33.406	1:05.245	+0.079	21.163	23.009	21.073
8	16:31:38.621	1:05.215	+0.049	21.106	22.928	21.181

(256) Marc Gonzalez

1	16:24:04.734	1:15.143	+10.622	30.521	23.377	21.245
2	16:25:09.864	1:05.130	+0.609	21.217	22.834	21.079
3	16:26:14.693	1:04.829	+0.308	21.039	22.775	21.015
4	16:27:19.545	1:04.852	+0.331	21.077	22.746	21.029
5	16:28:24.180	1:04.635	+0.114	20.977	22.636	21.022
6	16:29:28.701	1:04.521		20.914	22.672	20.935
7	16:30:33.972	1:05.271	+0.750	20.982	23.172	21.117
8	16:31:38.654	1:04.682	+0.161	20.907	22.733	21.042

(266) Christian Loft

1	16:24:01.056	1:11.020	+5.993	25.386	24.321	21.313
2	16:25:07.690	1:06.634	+1.607	21.509	23.922	21.203
3	16:26:12.952	1:05.262	+0.235	21.011	23.184	21.067
4	16:27:18.125	1:05.173	+0.146	21.163	22.925	21.085
5	16:28:23.549	1:05.424	+0.397	21.075	23.032	21.317
6	16:29:28.576	1:05.027		21.087	22.903	21.037
7	16:30:34.581	1:06.005	+0.978	21.278	23.552	21.175
8	16:31:39.892	1:05.311	+0.284	21.078	23.048	21.185

(246) Maksim Shtotland

1	16:24:01.204	1:11.001	+5.960	25.041	24.431	21.529
2	16:25:07.439	1:06.235	+1.194	21.281	23.821	21.133
3	16:26:12.633	1:05.194	+0.153	21.131	22.922	21.141
4	16:27:17.836	1:05.203	+0.162	21.174	22.889	21.140
5	16:28:22.877	1:05.041		21.020	22.867	21.154
6	16:29:28.082	1:05.205	+0.164	21.116	22.998	21.091
7	16:30:34.865	1:06.783	+1.742	21.182	24.388	21.213
8	16:31:40.064	1:05.199	+0.158	20.996	23.004	21.199

(241) Edward Tansley

1	16:24:09.496	1:19.897	+15.430	35.136	23.643	21.118
2	16:25:14.720	1:05.224	+0.757	21.029	23.044	21.151



Rotax Euro Challenge 2014 Zuera/Spain

Rotax Seniors

Zuera 1,699 Km

RACE 13 Qualifying Heat 5 A-D

19.07.2014 16:20

Race (8 Laps) started at 16:22:48

Lap	Time of Day	Lap Tm	Diff	S1 Tm	S2 Tm	S3 Tm	Lap	Time of Day	Lap Tm	Diff	S1 Tm	S2 Tm	S3 Tm
3	16:26:19.634	1:04.914	+0.447	21.071	22.798	21.045							
4	16:27:24.411	1:04.777	+0.310	21.056	22.714	21.007							
5	16:28:29.222	1:04.811	+0.344	20.976	22.830	21.005							
6	16:29:33.689	1:04.467		20.940	22.641	20.886							
7	16:30:38.597	1:04.908	+0.441	21.049	22.896	20.963							
8	16:31:43.346	1:04.749	+0.282	20.955	22.805	20.989							

Timekeeping M. Wagner: 

Clerk of the course Thomas Lainer:

Steward Horst Seidel:

Chief Scrutineer Paul Klaassen:

www.mylaps.com

Printed: 19.07.2014 16:35:01

posted at: h

Licensed to: Motorsport Events



Rotax Euro Challenge 2014 Zuera/Spain

Rotax Seniors

Zuera 1,699 Km

RACE 14 Qualifying Heat 6 B-C

19.07.2014 16:40

Race (8 Laps) started at 16:42:51

Pos	No.	Name	Nat.	Chassis	Race Team	Laps	Total Tm	Diff	Best Tm	In Lap	km/h	Points
1	302	Zack Clamandemelo	CAN	Intrepid	Intrepid Driver Program	8	8:42.277		1:04.696	7	94,541	0
2	331	Oliver Hodgson	GBR	Tonykart	KR Sport	8	8:42.838	0.561	1:04.422	7	94,943	2
3	205	Edward Brand	GBR	Intrepid	Intrepid Driver Program	8	8:42.854	0.577	1:04.630	7	94,637	3
4	223	Tom Grice	GBR	Tonykart	Coles Racing	8	8:43.103	0.826	1:04.733	4	94,487	4
5	222	Lars Lamborelle	NLD	Tonykart	Strawberry Racing	8	8:43.157	0.880	1:04.292	7	95,135	5
6	319	Xavier Pozzoli	FRA	Kosmic	Sonic Racing Kart	8	8:43.395	1.118	1:04.816	7	94,366	6
7	234	Julien Falchero	FRA	Kosmic	Sonic Racing Kart	8	8:44.230	1.953	1:04.469	5	94,874	7
8	212	Pierce Lehane	GBR	Alonso	Dan Holland Racing	8	8:44.867	2.590	1:04.379	7	95,006	8
9	307	Lukasz Bartoszek	POL	CRG	CRG S.P.A.	8	8:45.231	2.954	1:04.700	7	94,535	9
10	333	Sam Schippers	NLD	FA Kart	Team TKP	8	8:45.866	3.589	1:04.676	3	94,570	10
11	248	Philip Vollstedt	DNK	Tonykart	RS Competition	8	8:46.391	4.114	1:04.645	5	94,615	11
12	308	Dionisios Marcu	ROU	CRG	CRG S.P.A.	8	8:46.559	4.282	1:04.705	3	94,527	12
13	332	Jakub Kadlcak	CZE	Sodikart	Sodi Race Tech s.r.o.	8	8:47.650	5.373	1:04.766	3	94,438	13
14	277	Max Renberg	SWE	Tonykart	RS Competition	8	8:48.201	5.924	1:04.683	5	94,560	14
15	328	Taylor Greenfield	PER	Gillard	PDB Racing Team	8	8:48.258	5.981	1:04.733	5	94,487	15
16	283	Jonathan Aberdein	ZAF	Tonykart	KR Sport	8	8:48.664	6.387	1:04.857	6	94,306	16
17	326	Michael Buchholz	ZAF	Intrepid	Intrepid Driver Program	8	8:49.716	7.439	1:05.110	7	93,939	17
18	230	Alessandro Trombelli	ITA	Kosmic	Sinergy Motorsport	8	8:50.854	8.577	1:04.995	5	94,106	18
19	335	Kezia Santoso	IDN	Gillard	PDB Racing Team	8	8:50.938	8.661	1:05.084	7	93,977	19
20	329	Marta Ariza	ESP	Formula K	Team Ivan Racing	8	8:51.110	8.833	1:05.253	6	93,734	20
21	267	Gavin Jonk	NLD	Gillard	PDB Racing Team	8	8:51.473	9.196	1:04.892	6	94,255	21
22	218	Petr Bezel	CZE	MS Kart	MS Kart Racing Team	8	8:53.183	10.906	1:04.992	3	94,110	22
23	219	Marie Bakken	NOR	Gillard	PDB Racing Team	8	9:05.317	23.040	1:05.373	7	93,562	23
24	208	Glenn Van Parijs	BEL	Tonykart	Bouvin Power		0.361	8 Laps		0	-	24
25	260	Sam Smelt	GBR	Kosmic	Aim Motorsport		0.875	8 Laps		0	-	25
26	258	Vincent Fraise	FRA	Sodikart	Sodikart		1.004	8 Laps		0	-	26
27	334	Faisal Al Zubair	OMN	DR	Msport		1.730	8 Laps		0	-	27

Announcements

These results are provisional until the conclusion of any judicial and technical matters!

Margin of Victory	Ø km/h	Best Lap Tm	km/h	Best Lap by
0.561	93,688	1:04.292	95,135	222 - Lars Lamborelle

Official Timing www.rgmmc.com

Orbits

Timekeeping M. Wagner:

Clerk of the course Thomas Lainer:

www.mylaps.com

Steward Horst Seidel:

Chief Scrutineer Paul Klaassen:

Licensed to: Motorsport Events

Printed: 19.07.2014 16:52:54

posted at:

h



Rotax Euro Challenge 2014 Zuera/Spain

Rotax Seniors

Zuera 1,699 Km

RACE 14 Qualifying Heat 6 B-C

19.07.2014 16:40

Race (8 Laps) started at 16:42:51

Lap	Time of Day	Lap Tm	Diff	S1 Tm	S2 Tm	S3 Tm	Lap	Time of Day	Lap Tm	Diff	S1 Tm	S2 Tm	S3 Tm
(302) Zack Clamandemelo													
1	16:43:57.125	1:06.015	+1.319	21.644	23.147	21.224	5	16:48:20.560	1:04.469		20.756	22.780	20.933
2	16:45:02.967	1:05.842	+1.146	21.682	23.240	20.920	6	16:49:25.662	1:05.102	+0.633	21.213	22.866	21.023
3	16:46:07.819	1:04.852	+0.156	20.907	22.866	21.079	7	16:50:30.268	1:04.606	+0.137	20.859	22.682	21.065
4	16:47:13.370	1:05.551	+0.855	22.054	22.721	20.776	8	16:51:35.340	1:05.072	+0.603	21.298	22.802	20.972
5	16:48:18.778	1:05.408	+0.712	21.487	22.954	20.967	(212) Pierce Lehane						
6	16:49:23.848	1:05.070	+0.374	21.239	22.883	20.948	1	16:43:58.529	1:06.893	+2.514	22.517	23.290	21.086
7	16:50:28.544	1:04.696		20.808	22.841	21.047	2	16:45:04.266	1:05.737	+1.358	21.420	23.235	21.082
8	16:51:33.387	1:04.843	+0.147	21.127	22.775	20.941	3	16:46:09.696	1:05.430	+1.051	21.553	22.901	20.976
(331) Oliver Hodgson													
1	16:43:57.519	1:06.280	+1.858	21.956	23.181	21.143	4	16:47:15.241	1:05.545	+1.166	21.035	23.564	20.946
2	16:45:02.904	1:05.385	+0.963	21.111	23.229	21.045	5	16:48:19.878	1:04.637	+0.258	20.760	22.887	20.990
3	16:46:08.181	1:05.277	+0.855	20.877	23.476	20.924	6	16:49:26.489	1:06.611	+2.232	22.021	23.647	20.943
4	16:47:13.287	1:05.106	+0.684	21.239	22.926	20.941	7	16:50:30.868	1:04.379		20.761	22.707	20.911
5	16:48:19.020	1:05.733	+1.311	21.650	23.119	20.964	8	16:51:35.977	1:05.109	+0.730	20.936	23.202	20.971
6	16:49:24.160	1:05.140	+0.718	20.838	22.853	21.449	(307) Lukasz Bartoszuk						
7	16:50:28.582	1:04.422		20.826	22.687	20.909	1	16:43:58.317	1:06.826	+2.126	22.353	23.236	21.237
8	16:51:33.948	1:05.366	+0.944	21.179	23.141	21.046	2	16:45:03.690	1:05.373	+0.673	21.076	23.074	21.223
(205) Edward Brand													
1	16:43:57.564	1:06.314	+1.684	22.190	23.146	20.978	3	16:46:09.696	1:05.806	+1.106	21.630	23.090	21.086
2	16:45:03.453	1:05.889	+1.259	21.025	23.616	21.248	4	16:47:14.299	1:04.803	+0.103	20.797	22.973	21.033
3	16:46:08.132	1:04.679	+0.049	20.680	22.996	21.003	5	16:48:19.802	1:05.503	+0.803	21.121	23.337	21.045
4	16:47:13.035	1:04.903	+0.273	21.068	22.902	20.933	6	16:49:25.908	1:06.106	+1.406	21.919	23.185	21.002
5	16:48:18.452	1:05.417	+0.787	21.532	22.953	20.932	7	16:50:30.608	1:04.700		20.721	22.861	21.118
6	16:49:23.666	1:05.214	+0.584	21.370	22.991	20.853	8	16:51:36.341	1:05.733	+1.033	21.139	23.439	21.155
7	16:50:28.296	1:04.630		20.909	22.785	20.936	(333) Sam Schippers						
8	16:51:33.964	1:05.668	+1.038	21.697	23.057	20.914	1	16:44:02.162	1:09.903	+5.227	24.423	24.256	21.224
(223) Tom Grice													
1	16:43:57.837	1:06.660	+1.927	21.869	23.450	21.341	2	16:45:07.599	1:05.437	+0.761	21.362	22.933	21.142
2	16:45:03.392	1:05.555	+0.822	21.213	23.193	21.149	3	16:46:12.275	1:04.676		20.949	22.702	21.025
3	16:46:09.248	1:05.856	+1.123	21.758	23.077	21.021	4	16:47:17.341	1:05.066	+0.390	21.131	22.873	21.062
4	16:47:13.981	1:04.733		20.929	22.903	20.901	5	16:48:22.368	1:05.027	+0.351	21.109	22.804	21.114
5	16:48:19.633	1:05.652	+0.919	21.078	23.602	20.972	6	16:49:27.100	1:04.732	+0.056	20.917	22.815	21.000
6	16:49:24.538	1:04.905	+0.172	20.958	22.968	20.979	7	16:50:31.933	1:04.833	+0.157	20.755	22.924	21.154
7	16:50:29.299	1:04.761	+0.028	20.910	22.856	20.995	8	16:51:36.976	1:05.043	+0.367	21.028	22.874	21.141
8	16:51:34.213	1:04.914	+0.181	20.958	22.931	21.025	(248) Philip Vollstedt						
(222) Lars Lamborelle													
1	16:44:01.768	1:09.785	+5.493	24.591	24.103	21.091	1	16:43:58.187	1:06.871	+2.226	22.334	23.284	21.253
2	16:45:06.580	1:04.812	+0.520	20.918	22.862	21.032	2	16:45:04.165	1:05.978	+1.333	21.670	23.228	21.080
3	16:46:11.328	1:04.748	+0.456	20.957	22.895	20.896	3	16:46:09.610	1:05.445	+0.800	21.322	23.099	21.024
4	16:47:15.810	1:04.482	+0.190	20.813	22.781	20.888	4	16:47:15.568	1:05.958	+1.313	21.019	23.823	21.116
5	16:48:20.276	1:04.466	+0.174	20.711	22.809	20.946	5	16:48:20.213	1:04.645		20.772	22.864	21.009
6	16:49:25.270	1:04.994	+0.702	21.258	22.795	20.941	6	16:49:26.901	1:06.688	+2.043	21.596	24.079	21.013
7	16:50:29.562	1:04.292		20.746	22.704	20.842	7	16:50:32.559	1:05.658	+1.013	20.869	23.757	21.032
8	16:51:34.267	1:04.705	+0.413	20.900	22.871	20.934	8	16:51:37.501	1:04.942	+0.297	21.027	22.947	20.968
(319) Xavier Pozzoli													
1	16:43:58.375	1:06.955	+2.139	22.652	23.212	21.091	(308) Dionisio Marcu						
2	16:45:03.849	1:05.474	+0.658	21.406	22.989	21.079	1	16:44:02.535	1:10.460	+5.755	24.937	24.120	21.403
3	16:46:08.911	1:05.062	+0.246	21.158	22.902	21.002	2	16:45:07.804	1:05.269	+0.564	21.072	23.113	21.084
4	16:47:13.847	1:04.936	+0.120	21.057	22.917	20.962	3	16:46:12.509	1:04.705		20.971	22.734	21.000
5	16:48:19.477	1:05.630	+0.814	21.422	23.253	20.955	4	16:47:17.455	1:04.946	+0.241	20.986	23.030	20.930
6	16:49:24.649	1:05.172	+0.356	21.454	22.787	20.931	5	16:48:22.295	1:04.840	+0.135	20.924	22.681	21.235
7	16:50:29.465	1:04.816		20.908	22.877	21.031	6	16:49:27.170	1:04.875	+0.170	21.166	22.788	20.921
8	16:51:34.505	1:05.040	+0.224	21.174	22.831	21.035	7	16:50:32.367	1:05.197	+0.492	20.869	23.286	21.042
(234) Julien Falchero													
1	16:44:01.646	1:09.352	+4.883	24.144	23.930	21.278	8	16:51:37.669	1:05.302	+0.597	21.323	22.986	20.993
2	16:45:06.524	1:04.878	+0.409	20.949	22.832	21.097	(332) Jakub Kadlczak						
3	16:46:11.194	1:04.670	+0.201	20.923	22.742	21.005	1	16:44:02.805	1:09.865	+5.099	24.292	24.390	21.183
4	16:47:16.091	1:04.897	+0.428	21.020	22.949	20.928	2	16:45:08.278	1:05.473	+0.707	21.074	23.123	21.276
(277) Max Renberg													
1	16:43:58.375	1:06.955	+2.139	22.652	23.212	21.091	3	16:46:13.044	1:04.766		20.932	22.736	21.098
2	16:45:03.849	1:05.474	+0.658	21.406	22.989	21.079	4	16:47:18.129	1:05.085	+0.319	20.814	23.287	20.984
3	16:46:08.911	1:05.062	+0.246	21.158	22.902	21.002	5	16:48:23.065	1:04.936	+0.170	21.199	22.767	20.970
4	16:47:13.847	1:04.936	+0.120	21.057	22.917	20.962	6	16:49:27.881	1:04.816	+0.050	20.755	23.052	21.009
5	16:48:19.477	1:05.630	+0.814	21.422	23.253	20.955	7	16:50:33.209	1:05.328	+0.562	21.197	23.104	21.027
6	16:49:24.649	1:05.172	+0.356	21.454	22.787	20.931	8	16:51:38.760	1:05.551	+0.785	21.571	22.944	21.036
7	16:50:29.465	1:04.816		20.908	22.877	21.031	(277) Max Renberg						
8	16:51:34.505	1:05.040	+0.224	21.174	22.831	21.035	1	16:44:02.805	1:09.865	+5.099	24.292	24.390	21.183
(234) Julien Falchero													
1	16:44:01.646	1:09.352	+4.883	24.144	23.930	21.278	2	16:45:08.278	1:05.473	+0.707	21.074	23.123	21.276
2	16:45:06.524	1:04.878	+0.409	20.949	22.832	21.097	3	16:46:13.044	1:04.766		20.932	22.736	21.098
3	16:46:11.194	1:04.670	+0.201	20.923	22.742	21.005	4	16:47:18.129	1:05.085	+0.319	20.814	23.287	20.984
4	16:47:16.091	1:04.897	+0.428	21.020	22.949	20.928	5	16:48:23.065	1:04.936	+0.170	21.199	22.767	20.970
(277) Max Renberg													
1	16:44:02.805	1:09.865	+5.099	24.292	24.390	21.183	6	16:49:27.881	1:04.816	+0.050	20.755	23.052	21.009
2	16:45:08.278	1:05.473	+0.707	21.074	23.123	21.276	7	16:50:33.209	1:05.328	+0.562	21.197	23.104	21.027
3	16:46:13.044	1:04.766		20.932	22.736	21.098	8	16:51:38.760	1:05.551	+0.785	21.571	22.944	21.036
4	16:47:18.129	1:05.085	+0.319	20.814	23.287	20.984	(277) Max Renberg						
5	16:48:23.065	1:04.936	+0.170	21.199	22.767	20.970	1	16:44:02.805	1:09.865	+5.099	24.292	24.390	21.183
6	16:49:27.881	1:04.816	+0.050	20.755	23.052	21.00							



Rotax Euro Challenge 2014 Zuera/Spain

Rotax Seniors

Zuera 1,699 Km

RACE 14 Qualifying Heat 6 B-C

19.07.2014 16:40

Race (8 Laps) started at 16:42:51

Lap	Time of Day	Lap Tm	Diff	S1 Tm	S2 Tm	S3 Tm	Lap	Time of Day	Lap Tm	Diff	S1 Tm	S2 Tm	S3 Tm	
1	16:44:02.189	1:09.449	+4.766	24.063	24.202	21.184	7	16:50:36.742	1:05.415	+0.162	21.209	23.138	21.068	
2	16:45:08.208	1:06.019	+1.336	21.389	23.325	21.305	8	16:51:42.220	1:05.478	+0.225	21.345	23.074	21.059	
3	16:46:13.432	1:05.224	+0.541	21.443	22.762	21.019	(267) Gavin Jonk							
4	16:47:18.318	1:04.886	+0.203	20.798	23.080	21.008	1	16:44:06.736	1:14.522	+9.630	30.119	23.120	21.283	
5	16:48:23.001	1:04.683		20.863	22.785	21.035	2	16:45:12.089	1:05.353	+0.461	21.394	22.832	21.127	
6	16:49:27.753	1:04.752	+0.069	20.741	22.951	21.060	3	16:46:17.257	1:05.168	+0.276	21.314	22.758	21.096	
7	16:50:33.122	1:05.369	+0.686	21.223	23.078	21.068	4	16:47:22.352	1:05.095	+0.203	21.224	22.734	21.137	
8	16:51:39.311	1:06.189	+1.506	21.737	23.321	21.131	5	16:48:27.556	1:05.204	+0.312	21.265	22.850	21.089	
(328) Taylor Greenfield							6	16:49:32.448	1:04.892		21.121	22.664	21.107	
1	16:44:02.611	1:10.172	+5.439	24.633	24.221	21.318	7	16:50:37.545	1:05.097	+0.205	21.194	22.793	21.110	
2	16:45:08.456	1:05.845	+1.112	21.471	23.239	21.135	8	16:51:42.583	1:05.038	+0.146	21.361	22.650	21.027	
3	16:46:13.855	1:05.399	+0.666	21.421	22.868	21.110	(218) Petr Bezel							
4	16:47:18.768	1:04.913	+0.180	20.980	22.883	21.050	1	16:44:07.999	1:15.790	+10.798	31.588	22.971	21.231	
5	16:48:23.501	1:04.733		20.908	22.737	21.088	2	16:45:13.174	1:05.175	+0.183	21.200	22.847	21.128	
6	16:49:28.270	1:04.769	+0.036	20.974	22.758	21.037	3	16:46:18.166	1:04.992		21.174	22.779	21.039	
7	16:50:33.444	1:05.174	+0.441	20.931	23.234	21.009	4	16:47:23.274	1:05.108	+0.116	21.136	22.839	21.133	
8	16:51:39.368	1:05.924	+1.191	21.536	23.304	21.084	5	16:48:28.415	1:05.141	+0.149	21.252	22.755	21.134	
(283) Jonathan Aberdein							6	16:49:33.489	1:05.074	+0.082	21.180	22.757	21.137	
1	16:44:04.457	1:11.925	+7.068	24.095	24.917	22.913	7	16:50:38.799	1:05.310	+0.318	21.252	22.884	21.174	
2	16:45:10.308	1:05.851	+0.994	21.627	22.891	21.333	8	16:51:44.293	1:05.494	+0.502	21.395	22.811	21.288	
3	16:46:15.210	1:04.902	+0.045	20.819	22.854	21.229	(219) Marie Bakken							
4	16:47:20.242	1:05.032	+0.175	20.823	22.831	21.378	1	16:44:17.127	1:24.756	+19.383	40.088	23.395	21.273	
5	16:48:25.119	1:04.877	+0.020	20.724	23.070	21.083	2	16:45:23.066	1:05.939	+0.566	21.459	23.275	21.205	
6	16:49:29.976	1:04.857		20.970	22.863	21.024	3	16:46:28.671	1:05.605	+0.232	21.442	22.885	21.278	
7	16:50:34.859	1:04.883	+0.026	20.949	22.905	21.029	4	16:47:34.340	1:05.669	+0.296	21.387	23.103	21.179	
8	16:51:39.774	1:04.915	+0.058	20.930	22.894	21.091	5	16:48:39.961	1:05.621	+0.248	21.468	23.068	21.085	
(326) Michael Buchholz							6	16:49:45.609	1:05.648	+0.275	21.416	23.160	21.072	
1	16:44:00.930	1:08.053	+2.943	23.350	23.340	21.363	7	16:50:50.982	1:05.373		21.367	22.844	21.162	
2	16:45:06.557	1:05.627	+0.517	21.336	22.944	21.347	8	16:51:56.427	1:05.445	+0.072	21.393	22.973	21.079	
3	16:46:11.969	1:05.412	+0.302	21.207	22.981	21.224	(230) Alessandro Trombelli							
4	16:47:19.482	1:07.513	+2.403	21.457	24.835	21.221	1	16:44:04.595	1:13.211	+8.216	28.605	23.351	21.255	
5	16:48:24.953	1:05.471	+0.361	21.160	23.039	21.272	2	16:45:09.907	1:05.312	+0.317	21.376	22.775	21.161	
6	16:49:30.455	1:05.502	+0.392	21.425	22.901	21.176	3	16:46:14.915	1:05.008	+0.013	20.848	23.002	21.158	
7	16:50:35.565	1:05.110		20.941	22.945	21.224	4	16:47:20.621	1:05.706	+0.711	20.816	22.800	22.090	
8	16:51:40.826	1:05.261	+0.151	21.162	22.828	21.271	5	16:48:25.616	1:04.995		20.947	22.855	21.193	
(335) Kezia Santoso							6	16:49:31.098	1:05.482	+0.487	21.318	22.841	21.323	
1	16:44:03.172	1:11.382	+6.298	25.309	24.747	21.326	7	16:50:36.142	1:05.044	+0.049	21.055	22.795	21.194	
2	16:45:08.678	1:05.506	+0.422	21.247	23.069	21.190	8	16:51:41.964	1:05.822	+0.827	21.584	22.999	21.239	
3	16:46:14.150	1:05.472	+0.388	21.263	23.169	21.040	(329) Marta Ariza							
4	16:47:19.599	1:05.449	+0.365	20.877	23.350	21.222	1	16:44:02.449	1:10.117	+4.864	23.967	24.628	21.522	
5	16:48:25.288	1:05.689	+0.605	21.160	23.307	21.222	2	16:45:08.992	1:06.543	+1.290	22.303	23.096	21.144	
6	16:49:30.586	1:05.298	+0.214	21.408	22.793	21.097	3	16:46:14.976	1:05.984	+0.731	21.518	23.349	21.117	
7	16:50:35.670	1:05.084		20.970	22.967	21.147	4	16:47:20.684	1:05.708	+0.455	21.058	23.342	21.308	
8	16:51:42.048	1:06.378	+1.294	22.141	23.143	21.094	5	16:48:26.074	1:05.390	+0.137	21.206	23.102	21.082	
(329) Marta Ariza							6	16:49:31.327	1:05.253			21.277	22.959	21.017

Timekeeping M. Wagner:



Clerk of the course Thomas Lainer:

Steward Horst Seidel:

Chief Scrutineer Paul Klaassen:

www.mylaps.com

Licensed to: Motorsport Events



Rotax Euro Challenge

Seniors Zuera / Spain

Ranking after Heats

Pos.	No.	Firstname	Lastname	Nat.	Chassis	Race Team	QP	Points	Diff.	A-B	C-D	A-C	B-D	A-D	B-C
1	215	Harry	Webb	GBR	Tonykart	Strawberry Racing	1	0		0	--	0	--	0	--
2	331	Oliver	Hodgson	GBR	Tonykart	KR Sport	10	5	-5	3	--	--	0	--	2
3	205	Edward	Brand	GBR	Intrepid	Intrepid Driver Program	3	6	-6	--	0	3	--	--	3
4	224	Josh	Price	GBR	Tonykart	Strawberry Racing	5	8	-8	2	--	2	--	4	--
5	303	Guan Yu	Zhou	GBR	Tonykart	Strawberry Racing	9	11	-11	4	--	4	--	3	--
6	210	Luke	Varley	GBR	Birel	KMS Birel Motorsport	8	15	-15	--	4	--	3	8	--
7	302	Zack	Clamandemelo	CAN	Intrepid	Intrepid Driver Program	2	17	-17	15	--	--	2	--	0
8	226	Jessica	Backman	SWE	Tonykart	Strawberry Racing	21	17	-17	6	--	5	--	6	--
9	222	Lars	Lamborelle	NLD	Tonykart	Strawberry Racing	26	17	-17	7	--	--	5	--	5
10	250	Joseph	Reilly	GBR	Tonykart	Strawberry Racing	4	18	-18	--	2	--	14	2	--
11	212	Pierce	Lehane	GBR	Alonso	Dan Holland Racing	19	19	-19	--	3	8	--	--	8
12	214	Bas	De Laat	NLD	Gillard	PDB Racing Team	13	22	-22	9	--	6	--	7	--
13	227	Josh	White	GBR	Tonykart	Coles Racing	17	22	-22	8	--	9	--	5	--
14	248	Philip	Vollstedt	DNK	Tonykart	RS Competition	7	23	-23	--	5	7	--	--	11
15	204	Martin	Mortensen	DNK	Tonykart	RS Competition	32	26	-26	--	7	--	6	13	--
16	319	Xavier	Pozzoli	FRA	Kosmic	Sonic Racing Kart	14	27	-27	11	--	--	10	--	6
17	307	Lukasz	Bartoszuk	POL	CRG	CRG S.P.A.	18	27	-27	14	--	--	4	--	9
18	286	Victor	Oberg	SWE	Gillard	PDB Racing Team	25	29	-29	10	--	10	--	9	--
19	255	Michael	Cool	BEL	Tonykart	Bouvin Power	12	34	-34	--	14	--	9	11	--
20	230	Alessandro	Trombelli	ITA	Kosmic	Sinergy Motorsport	11	38	-38	--	8	12	--	--	18
21	327	Jack	Aitken	GBR	OTK	KR Sport	37	38	-38	13	--	15	--	10	--
22	289	Brett	Ward	GBR	Alonso	Dan Holland Racing	44	38	-38	--	9	--	11	18	--
23	223	Tom	Grice	GBR	Tonykart	Coles Racing	6	39	-39	5	--	--	30	--	4
24	260	Sam	Smelt	GBR	Kosmic	Aim Motorsport	23	42	-42	--	6	11	--	--	25
25	308	Dionisios	Marcu	ROU	CRG	CRG S.P.A.	27	43	-43	--	10	21	--	--	12
26	225	Constantin	Schoell	AUT	FA Kart	Dan Holland Racing	20	44	-44	--	15	--	15	14	--
27	228	Nicolas	Picot	FRA	Sodikart	Kart Pro Racing	33	47	-47	18	--	13	--	16	--
28	292	Benjamin	Bailly	DNK	Tonykart	RS Competition	40	47	-47	--	20	--	8	19	--
Position 1 -28 qualified for Prefinal															
29	306	Max	Aitken	GBR	OTK	KR Sport	53	47	-47	12	--	20	--	15	--
30	208	Glenn	Van Parijs	BEL	Tonykart	Bouvin Power	15	49	-49	--	11	14	--	--	24
31	324	Antoni	Ptak	POL	Birel	KMS Birel Motorsport	36	49	-49	--	19	--	13	17	--
32	277	Max	Renberg	SWE	Tonykart	RS Competition	47	49	-49	--	12	23	--	--	14
33	220	Abdullah	Al Rawahi	OMN	DR	Msport	16	50	-50	--	22	--	7	21	--
34	267	Gavin	Jonk	NLD	Gillard	PDB Racing Team	30	50	-50	17	--	--	12	--	21
35	295	Joel	Deputch	FRA	FA Kart	Race Evo	29	51	-51	20	--	19	--	12	--
36	283	Jonathan	Aberdein	ZAF	Tonykart	KR Sport	46	51	-51	19	--	--	16	--	16
37	330	Tomoki	Takahasi	JPN	Intrepid	Intrepid Driver Program	24	54	-54	--	13	--	21	20	--
38	234	Julien	Falchero	FRA	Kosmic	Sonic Racing Kart	34	54	-54	28	--	--	19	--	7
39	218	Petr	Bezel	CZE	MS Kart	MS Kart Racing Team	35	56	-56	--	16	18	--	--	22
40	256	Marc	Gonzalez	ESP	Kosmic	Binakart	28	59	-59	--	18	--	17	24	--
41	258	Vincent	Fraisse	FRA	Sodikart	Sodikart	31	59	-59	--	17	16	--	--	26
42	328	Taylor	Greenfield	PER	Gillard	PDB Racing Team	42	59	-59	26	--	--	18	--	15

Announcements:

 These results are provisional until the conclusion of any judicial and technical matters

Clerk of the course Thomas Lainer: Stewards (Chairman) Horst Seidel:
 Timekeeping M. Wagner: Scrutineer Paul Klaassen:
 Printed: 19.07.2014 19:03 Posted at: h



Rotax Euro Challenge


Seniors Zuera / Spain

Ranking after Heats

Pos.	No.	Firstname	Lastname	Nat.	Chassis	Race Team	QP	Points	Diff.	A-B	C-D	B-C	A-D	A-C	B-D
43	241	Edward	Tansley	GBR	Tonykart	Coles Racing	41	60	-60	16	--	17	--	27	--
44	326	Michael	Buchholz	ZAF	Intrepid	Intrepid Driver Program	51	60	-60	--	21	22	--	--	17
45	332	Jakub	Kadlcak	CZE	Sodikart	Sodi Race Tech s.r.o.	54	61	-61	24	--	--	24	--	13
46	333	Sam	Schippers	NLD	FA Kart	Team TKP	39	62	-62	--	25	27	--	--	10
47	335	Kezia	Santoso	IDN	Gillard	PDB Racing Team	22	67	-67	25	--	--	23	--	19
48	219	Marie	Bakken	NOR	Gillard	PDB Racing Team	38	67	-67	22	--	--	22	--	23
49	309	Maxence	Laurent	FRA	Flandria Kart	Flandria Competition Ka	45	67	-67	21	--	24	--	22	--
50	329	Marta	Ariza	ESP	Formula K	Team Ivan Racing	43	68	-68	--	23	25	--	--	20
51	266	Christian	Loft	DNK	Tonykart	RS Competition	48	69	-69	--	24	--	20	25	--
52	296	Jose	Sierra	MEX	Tonykart	Kids to Win	49	72	-72	23	--	26	--	23	--
53	246	Maksim	Shtotland	RUS	FA Kart	Mayak Racing	52	78	-78	--	26	--	26	26	--
54	334	Faisal	Al Zubair	OMN	DR	Msport	50	79	-79	27	--	--	25	--	27

Position 29-62 qualified for Second Chance Heat

Announcements:
----- These results are provisional until the conclusion of any judicial and technical matters -----

Clerk of the course Thomas Lainer: 

Stewards (Chairman) Horst Seidel:

Timekeeping M. Wagner: Scrutineer Paul Klaassen:

Printed: 19.07.2014 19:03 Posted at: h

Rotax Euro Challenge
Class: Seniors
Date/Time: 20.07.2014 10:30

Track: Zuera / Spain
Heat: Second Chance Heat
Laps: 8

Edition 1

	33		17		34	
	31		16		32	
	29		15		30	
	27		14		28	
Maksim Shtotland	246	Points 78 Quali Rank 52	13	Faisal Al Zubair	334	Points 79 Quali Rank 50
	25		12	Jose Sierra	296	Points 72 Quali Rank 49
Christian Loft	266	Points 69 Quali Rank 48	11	Marta Ariza	329	Points 68 Quali Rank 43
	23		10	Marie Bakken	219	Points 67 Quali Rank 38
Maxence Laurent	309	Points 67 Quali Rank 45	9	Sam Schippers	333	Points 62 Quali Rank 39
	21		8	Michael Buchholz	326	Points 60 Quali Rank 51
Kezia Santoso	335	Points 67 Quali Rank 22	7	Taylor Greenfield	328	Points 59 Quali Rank 42
	19		6	Marc Gonzalez	256	Points 59 Quali Rank 28
Jakub Kadlcak	332	Points 61 Quali Rank 54	5	Julien Falchero	234	Points 54 Quali Rank 34
	17		4	Jonathan Aberdein	283	Points 51 Quali Rank 46
Edward Tansley	241	Points 60 Quali Rank 41	3	Gavin Jonk	267	Points 50 Quali Rank 30
	15		2	Max Renberg	277	Points 49 Quali Rank 47
Vincent Fraisse	258	Points 59 Quali Rank 31	1	Glenn Van Parijs	208	Points 49 Quali Rank 15
	13		Row		2	
Petr Bezel	218	Points 56 Quali Rank 35				
	11					
Tomoki Takahasi	330	Points 54 Quali Rank 24				
	9					
Joel Deputch	295	Points 51 Quali Rank 29				
	7					
Abdullah Al Rawahi	220	Points 50 Quali Rank 16				
	5					
Antoni Ptak	324	Points 49 Quali Rank 36				
	3					
Max Aitken	306	Points 47 Quali Rank 53				
	1					

Pole Position

Clerk of the course Thomas Lainer:
Stewards (Chairman) Horst Seidel:

Scrutineer Paul Klaassen:
Timekeeping M. Wagner:



Rotax Euro Challenge 2014 Zuera/Spain

Rotax Seniors

Zuera 1,699 Km

Warm up qualified 29-62

20.07.2014 09:10

Practice (5:00 Time) started at 9:10:00

Pos	No.	Name	Nat.	Chassis	Race Team	Laps	Best Tm	Diff	Gap	In Lap	km/h
1	241	Edward Tansley	GBR	Tonykart	Coles Racing	4	1:04.658			4	94,596
2	333	Sam Schippers	NLD	FA Kart	Team TKP	3	1:04.720	0.062	0.062	3	94,506
3	330	Tomoki Takahasi	JPN	Intrepid	Intrepid Driver Program	4	1:04.866	0.208	0.146	4	94,293
4	329	Marta Ariza	ESP	Formula K	Team Ivan Racing	4	1:04.895	0.237	0.029	4	94,251
5	306	Max Aitken	GBR	OTK	KR Sport	3	1:04.971	0.313	0.076	2	94,140
6	283	Jonathan Aberdein	ZAF	Tonykart	KR Sport	4	1:05.042	0.384	0.071	3	94,038
7	266	Christian Loft	DNK	Tonykart	RS Competition	4	1:05.070	0.412	0.028	4	93,997
8	267	Gavin Jonk	NLD	Gillard	PDB Racing Team	4	1:05.074	0.416	0.004	4	93,991
9	234	Julien Falchero	FRA	Kosmic	Sonic Racing Kart	4	1:05.084	0.426	0.010	3	93,977
10	256	Marc Gonzalez	ESP	Kosmic	Binakart	4	1:05.108	0.450	0.024	4	93,942
11	326	Michael Buchholz	ZAF	Intrepid	Intrepid Driver Program	4	1:05.183	0.525	0.075	4	93,834
12	324	Antoni Ptak	POL	Birel	KMS Birel Motorsport	4	1:05.191	0.533	0.008	2	93,823
13	335	Kezia Santoso	IDN	Gillard	PDB Racing Team	4	1:05.199	0.541	0.008	4	93,811
14	220	Abdullah Al Rawahi	OMN	DR	Msport	4	1:05.258	0.600	0.059	3	93,726
15	328	Taylor Greenfield	PER	Gillard	PDB Racing Team	4	1:05.276	0.618	0.018	3	93,701
16	208	Glenn Van Parijs	BEL	Tonykart	Bouvin Power	4	1:05.294	0.636	0.018	2	93,675
17	258	Vincent Fraise	FRA	Sodikart	Sodikart	4	1:05.452	0.794	0.158	3	93,449
18	277	Max Renberg	SWE	Tonykart	RS Competition	4	1:05.463	0.805	0.011	3	93,433
19	218	Petr Bezel	CZE	MS Kart	MS Kart Racing Team	4	1:05.466	0.808	0.003	4	93,429
20	332	Jakub Kadlcak	CZE	Sodikart	Sodi Race Tech s.r.o.	3	1:05.476	0.818	0.010	1	93,414
21	295	Joel Deputch	FRA	FA Kart	Race Evo	4	1:05.610	0.952	0.134	4	93,224
22	296	Jose Sierra	MEX	Tonykart	Kids to Win	4	1:05.748	1.090	0.138	4	93,028
23	219	Marie Bakken	NOR	Gillard	PDB Racing Team	4	1:05.813	1.155	0.065	4	92,936
24	246	Maksim Shtotland	RUS	FA Kart	Mayak Racing	4	1:05.897	1.239	0.084	3	92,818
25	309	Maxence Laurent	FRA	Flandria Kart	Flandria Competition Kart	4	1:05.900	1.242	0.003	4	92,813
26	334	Faisal Al Zubair	OMN	DR	Msport	4	1:06.341	1.683	0.441	4	92,196



Rotax Euro Challenge 2014 Zuera/Spain

Rotax Seniors

Zuera 1,699 Km

Warm up qualified 29-62

20.07.2014 09:10

Practice (5:00 Time) started at 9:10:00

Lap	Time of Day	Lap Tm	Diff	S1 Tm	S2 Tm	S3 Tm	Lap	Time of Day	Lap Tm	Diff	S1 Tm	S2 Tm	S3 Tm
(241) Edward Tansley							(335) Kezia Santos						
1	9:12:31.332	1:05.752	+1.094	21.220	23.385	21.147	1	9:12:41.775	1:05.232	+0.041	21.082	23.076	21.074
2	9:13:36.538	1:05.206	+0.548	21.051	23.080	21.075	2	9:13:46.966	1:05.191		21.182	22.913	21.096
3	9:14:41.435	1:04.897	+0.239	20.883	23.017	20.997	3	9:14:52.324	1:05.358	+0.167	21.062	23.100	21.196
4	9:15:46.093	1:04.658		20.740	22.915	21.003	4	9:15:57.546	1:05.222	+0.031	21.067	22.903	21.252
(333) Sam Schippers							(220) Abdullah Al Rawahi						
1	9:12:37.077	1:05.259	+0.539	20.845	23.190	21.224	1	9:12:28.548	1:06.035	+0.836	21.127	23.607	21.301
2	9:13:42.258	1:05.181	+0.461	21.146	22.986	21.049	2	9:13:34.312	1:05.764	+0.565	21.079	23.518	21.167
3	9:14:46.978	1:04.720		20.828	22.775	21.117	3	9:14:39.929	1:05.617	+0.418	21.155	23.083	21.379
(330) Tomoki Takahasi							(328) Taylor Greenfield						
1	9:12:26.916	1:05.439	+0.573	21.237	23.090	21.112	1	9:12:35.636	1:05.776	+0.518	21.307	23.261	21.208
2	9:13:32.003	1:05.087	+0.221	20.946	23.087	21.054	2	9:13:40.904	1:05.268	+0.010	21.145	23.052	21.071
3	9:14:37.071	1:05.068	+0.202	20.838	23.030	21.200	3	9:14:46.162	1:05.258		20.985	23.141	21.132
4	9:15:41.937	1:04.866		20.846	23.003	21.017	4	9:15:51.894	1:05.732	+0.474	21.426	23.109	21.197
(329) Marta Ariza							(208) Glenn Van Parijs						
1	9:12:31.691	1:05.903	+1.008	21.353	23.405	21.145	1	9:12:39.873	1:05.658	+0.364	21.279	23.265	21.114
2	9:13:36.795	1:05.104	+0.209	20.925	23.175	21.004	2	9:13:45.167	1:05.294		21.030	23.040	21.224
3	9:14:41.789	1:04.994	+0.099	20.938	23.047	21.009	3	9:14:51.242	1:06.075	+0.781	21.456	23.364	21.255
4	9:15:46.684	1:04.895		20.831	22.998	21.066	4	9:15:57.279	1:06.037	+0.743	21.319	22.876	21.842
(306) Max Aitken							(258) Vincent Fraisse						
1	9:12:41.490	1:05.415	+0.444	21.064	23.111	21.240	1	9:12:24.155	1:06.398	+0.946	21.594	23.358	21.446
2	9:13:46.461	1:04.971		21.002	22.896	21.073	2	9:13:30.094	1:05.939	+0.487	21.470	23.302	21.167
3	9:14:51.616	1:05.155	+0.184	21.203	22.971	20.981	3	9:14:35.546	1:05.452		21.144	23.194	21.114
(283) Jonathan Aberdein							(277) Max Renberg						
1	9:12:25.540	1:05.678	+0.636	21.427	23.224	21.027	1	9:12:24.304	1:05.681	+0.218	21.097	23.347	21.237
2	9:13:30.757	1:05.217	+0.175	21.041	23.050	21.126	2	9:13:29.906	1:05.602	+0.139	21.082	23.259	21.261
3	9:14:35.799	1:05.042		20.992	23.005	21.045	3	9:14:35.369	1:05.463		21.091	23.132	21.240
4	9:15:41.067	1:05.268	+0.226	20.928	23.084	21.256	4	9:15:41.352	1:05.983	+0.520	21.464	23.154	21.365
(266) Christian Loft							(218) Petr Bezel						
1	9:12:41.619	1:06.292	+1.222	21.209	23.432	21.651	1	9:12:24.619	1:06.360	+0.894	21.701	23.448	21.211
2	9:13:47.569	1:05.950	+0.880	21.401	23.361	21.188	2	9:13:30.434	1:05.815	+0.349	21.367	23.245	21.203
3	9:14:52.678	1:05.109	+0.039	21.006	23.051	21.052	3	9:14:36.476	1:06.042	+0.576	21.592	23.222	21.228
4	9:15:57.748	1:05.070		20.965	22.934	21.171	4	9:15:41.942	1:05.466		21.158	23.093	21.215
(267) Gavin Jonk							(332) Jakub Kadlcak						
1	9:12:28.028	1:05.935	+0.861	21.354	23.306	21.275	1	9:12:39.815	1:05.476		21.074	23.232	21.170
2	9:13:33.395	1:05.367	+0.293	21.196	22.986	21.185	2	9:13:45.301	1:05.486	+0.010	21.297	23.118	21.071
3	9:14:38.493	1:05.098	+0.024	21.063	22.871	21.164	3	9:14:51.388	1:06.087	+0.611	21.251	23.527	21.309
4	9:15:43.567	1:05.074		21.060	22.818	21.196	(295) Joel Deputch						
(234) Julien Falchero							1	9:12:46.490	1:06.541	+0.931	21.484	23.760	21.297
1	9:12:35.857	1:05.346	+0.262	21.190	22.958	21.198	2	9:13:52.498	1:06.008	+0.398	21.280	23.501	21.227
2	9:13:41.156	1:05.299	+0.215	21.066	23.106	21.127	3	9:14:58.327	1:05.829	+0.219	21.163	23.410	21.256
3	9:14:46.240	1:05.084		21.005	23.078	21.001	4	9:16:03.937	1:05.610		21.122	23.283	21.205
4	9:15:52.179	1:05.939	+0.855	21.538	23.324	21.077	(296) Jose Sierra						
(256) Marc Gonzalez							1	9:12:34.726	1:07.153	+1.405	21.952	23.482	21.719
1	9:12:25.377	1:05.863	+0.755	21.401	23.218	21.244	2	9:13:41.105	1:06.379	+0.631	21.666	23.351	21.362
2	9:13:30.948	1:05.571	+0.463	21.386	23.137	21.048	3	9:14:47.064	1:05.959	+0.211	21.331	23.235	21.393
3	9:14:36.472	1:05.524	+0.416	21.121	23.283	21.120	4	9:15:52.812	1:05.748		21.273	23.132	21.343
4	9:15:41.580	1:05.108		21.007	22.949	21.152	(219) Marie Bakken						
(326) Michael Buchholz							1	9:12:34.753	1:06.155	+0.342	21.490	23.427	21.238
1	9:12:26.086	1:06.656	+1.473	21.990	23.314	21.352							
2	9:13:31.508	1:05.422	+0.239	21.029	23.172	21.221							
3	9:14:37.546	1:06.038	+0.855	21.055	23.639	21.344							
4	9:15:42.729	1:05.183		20.947	22.982	21.254							
(324) Antoni Ptak													



Rotax Euro Challenge 2014 Zuera/Spain

Rotax Seniors

Zuera 1,699 Km

Warm up qualified 29-62

20.07.2014 09:10

Practice (5:00 Time) started at 9:10:00

Lap	Time of Day	Lap Tm	Diff	S1 Tm	S2 Tm	S3 Tm	Lap	Time of Day	Lap Tm	Diff	S1 Tm	S2 Tm	S3 Tm
2	9:13:40.570	1:05.817	+0.004	21.344	23.232	21.241							
3	9:14:46.667	1:06.097	+0.284	21.224	23.716	21.157							
4	9:15:52.480	1:05.813		21.252	23.407	21.154							
<hr/>													
(246) Maksim Shtotland													
1	9:12:33.969	1:06.098	+0.201	21.244	23.444	21.410							
2	9:13:40.133	1:06.164	+0.267	21.268	23.388	21.508							
3	9:14:46.030	1:05.897		21.234	23.271	21.392							
4	9:15:52.478	1:06.448	+0.551	21.666	23.529	21.253							
<hr/>													
(309) Maxence Laurent													
1	9:12:26.688	1:06.335	+0.435	21.479	23.430	21.426							
2	9:13:33.030	1:06.342	+0.442	21.509	23.415	21.418							
3	9:14:39.049	1:06.019	+0.119	21.542	23.244	21.233							
4	9:15:44.949	1:05.900		21.426	23.108	21.366							
<hr/>													
(334) Faisal Al Zubair													
1	9:12:36.982	1:06.702	+0.361	21.738	23.545	21.419							
2	9:13:43.812	1:06.830	+0.489	21.905	23.640	21.285							
3	9:14:50.155	1:06.343	+0.002	21.320	23.657	21.366							
4	9:15:56.496	1:06.341		21.488	23.506	21.347							



Rotax Euro Challenge 2014 Zuera/Spain

Rotax Seniors

Zuera 1,699 Km

Warm up qualified 1-28

20.07.2014 09:30

Practice (5:00 Time) started at 9:30:00

Pos	No.	Name	Nat.	Chassis	Race Team	Laps	Best Tm	Diff	Gap	In Lap	km/h
1	224	Josh Price	GBR	Tonykart	Strawberry Racing	4	1:04.003			2	95,564
2	223	Tom Grice	GBR	Tonykart	Coles Racing	4	1:04.064	0.061	0.061	4	95,473
3	250	Joseph Reilly	GBR	Tonykart	Strawberry Racing	4	1:04.176	0.173	0.112	2	95,307
4	303	Guan Yu Zhou	GBR	Tonykart	Strawberry Racing	4	1:04.221	0.218	0.045	2	95,240
5	215	Harry Webb	GBR	Tonykart	Strawberry Racing	4	1:04.233	0.230	0.012	3	95,222
6	302	Zack Clamandemelo	CAN	Intrepid	Intrepid Driver Program	4	1:04.273	0.270	0.040	2	95,163
7	227	Josh White	GBR	Tonykart	Coles Racing	4	1:04.280	0.277	0.007	2	95,152
8	331	Oliver Hodgson	GBR	Tonykart	KR Sport	4	1:04.323	0.320	0.043	4	95,089
9	212	Pierce Lehane	GBR	Alonso	Dan Holland Racing	4	1:04.350	0.347	0.027	3	95,049
10	210	Luke Varley	GBR	Birel	KMS Birel Motorsport	4	1:04.395	0.392	0.045	3	94,983
11	286	Victor Oberg	SWE	Gillard	PDB Racing Team	4	1:04.458	0.455	0.063	4	94,890
12	226	Jessica Backman	SWE	Tonykart	Strawberry Racing	4	1:04.463	0.460	0.005	3	94,882
13	204	Martin Mortensen	DNK	Tonykart	RS Competition	4	1:04.480	0.477	0.017	2	94,857
14	222	Lars Lamborelle	NLD	Tonykart	Strawberry Racing	4	1:04.522	0.519	0.042	3	94,796
15	214	Bas De Laet	NLD	Gillard	PDB Racing Team	3	1:04.529	0.526	0.007	2	94,785
16	319	Xavier Pozzoli	FRA	Kosmic	Sonic Racing Kart	4	1:04.555	0.552	0.026	4	94,747
17	205	Edward Brand	GBR	Intrepid	Intrepid Driver Program	4	1:04.595	0.592	0.040	3	94,688
18	308	Dionisios Marcu	ROU	CRG	CRG S.P.A.	4	1:04.633	0.630	0.038	2	94,633
19	292	Benjamin Bailly	DNK	Tonykart	RS Competition	4	1:04.651	0.648	0.018	2	94,606
20	327	Jack Aitken	GBR	OTK	KR Sport	4	1:04.809	0.806	0.158	2	94,376
21	225	Constantin Schoell	AUT	FA Kart	Dan Holland Racing	4	1:04.828	0.825	0.019	3	94,348
22	289	Brett Ward	GBR	Alonso	Dan Holland Racing	4	1:04.833	0.830	0.005	4	94,341
23	248	Philip Vollstedt	DNK	Tonykart	RS Competition	4	1:04.845	0.842	0.012	3	94,323
24	307	Lukasz Bartoszek	POL	CRG	CRG S.P.A.	4	1:04.931	0.928	0.086	2	94,198
25	228	Nicolas Picot	FRA	Sodikart	Kart Pro Racing	4	1:04.999	0.996	0.068	2	94,100
26	230	Alessandro Trombelli	ITA	Kosmic	Sinergy Motorsport	4	1:05.104	1.101	0.105	4	93,948
27	260	Sam Smelt	GBR	Kosmic	Aim Motorsport	1	4:09.787	3:05.784	:04.683	1	24,486

Announcements

No 212 without transponder / timed by photocell



Rotax Euro Challenge 2014 Zuera/Spain

Rotax Seniors

Zuera 1,699 Km

Warm up qualified 1-28

20.07.2014 09:30

Practice (5:00 Time) started at 9:30:00

Lap	Time of Day	Lap Tm	Diff	S1 Tm	S2 Tm	S3 Tm	Lap	Time of Day	Lap Tm	Diff	S1 Tm	S2 Tm	S3 Tm
(224) Josh Price													
1	9:32:31.177	1:04.355	+0.352	20.651	22.850	20.854	1	9:32:28.556	1:05.452	+0.989	20.955	23.000	21.497
2	9:33:35.180	1:04.003		20.545	22.661	20.797	2	9:33:33.111	1:04.555	+0.092	20.696	22.925	20.934
3	9:34:39.549	1:04.369	+0.366	20.615	22.937	20.817	3	9:34:37.574	1:04.463		20.594	22.872	20.997
4	9:35:44.072	1:04.523	+0.520	20.511	23.080	20.932	4	9:35:42.059	1:04.485	+0.022	20.593	22.887	21.005
(223) Tom Grice													
1	9:32:23.168	1:04.579	+0.515	20.769	22.961	20.849	1	9:32:28.999	1:05.151	+0.671	21.029	23.007	21.115
2	9:33:27.312	1:04.144	+0.080	20.545	22.806	20.793	2	9:33:33.479	1:04.480		20.741	22.846	20.893
3	9:34:31.533	1:04.221	+0.157	20.507	22.936	20.778	3	9:34:37.969	1:04.490	+0.010	20.646	22.910	20.934
4	9:35:35.597	1:04.064		20.570	22.744	20.750	4	9:35:42.689	1:04.720	+0.240	20.760	22.810	21.150
(250) Joseph Reilly													
1	9:32:22.272	1:04.717	+0.541	20.639	23.081	20.997	1	9:32:28.249	1:05.031	+0.509	21.029	22.968	21.034
2	9:33:26.448	1:04.176		20.599	22.772	20.805	2	9:33:33.173	1:04.924	+0.402	21.243	22.780	20.901
3	9:34:30.749	1:04.301	+0.125	20.595	22.892	20.814	3	9:34:37.695	1:04.522		20.716	22.879	20.927
4	9:35:35.288	1:04.539	+0.363	20.599	22.886	21.054	4	9:35:42.289	1:04.594	+0.072	20.774	22.805	21.015
(303) Guan Yu Zhou													
1	9:32:21.197	1:04.454	+0.233	20.729	22.875	20.850	1	9:32:29.197	1:04.998	+0.469	21.012	22.906	21.080
2	9:33:25.418	1:04.221		20.545	22.835	20.841	2	9:33:33.726	1:04.529		20.709	22.881	20.939
3	9:34:29.739	1:04.321	+0.100	20.570	22.858	20.893	3	9:34:38.354	1:04.628	+0.099	20.692	22.855	21.081
4	9:35:34.188	1:04.449	+0.228	20.713	22.716	21.020							
(215) Harry Webb													
1	9:32:15.999	1:04.660	+0.427	20.851	22.923	20.886	1	9:32:21.111	1:05.053	+0.498	21.071	23.011	20.971
2	9:33:20.249	1:04.250	+0.017	20.609	22.783	20.858	2	9:33:25.980	1:04.869	+0.314	20.909	22.977	20.983
3	9:34:24.482	1:04.233		20.665	22.746	20.822	3	9:34:31.024	1:05.044	+0.489	20.853	23.253	20.938
4	9:35:28.772	1:04.290	+0.057	20.633	22.722	20.935	4	9:35:35.579	1:04.555		20.769	22.839	20.947
(302) Zack Clamandemelo													
1	9:32:20.829	1:04.839	+0.566	21.001	22.947	20.891	1	9:32:17.978	1:05.144	+0.549	21.040	23.070	21.034
2	9:33:25.102	1:04.273		20.598	22.740	20.935	2	9:33:22.741	1:04.763	+0.168	20.880	22.895	20.988
3	9:34:29.866	1:04.764	+0.491	20.584	23.254	20.926	3	9:34:27.336	1:04.595		20.786	22.809	21.000
4	9:35:34.448	1:04.582	+0.309	20.678	22.839	21.065	4	9:35:32.127	1:04.791	+0.196	20.874	22.862	21.055
(227) Josh White													
1	9:32:28.448	1:05.000	+0.720	21.048	22.933	21.019	1	9:32:27.447	1:05.050	+0.417	21.297	22.835	20.918
2	9:33:32.728	1:04.280		20.627	22.731	20.922	2	9:33:32.080	1:04.633		20.967	22.686	20.980
3	9:34:37.149	1:04.421	+0.141	20.739	22.692	20.990	3	9:34:39.075	1:06.995	+2.362	21.805	23.317	21.873
4	9:35:41.752	1:04.603	+0.323	20.783	22.735	21.085	4	9:35:43.762	1:04.687	+0.054	20.728	23.023	20.936
(331) Oliver Hodgson													
1	9:32:23.349	1:04.710	+0.387	20.977	22.861	20.872	1	9:32:30.140	1:05.998	+1.347	21.463	23.111	21.424
2	9:33:27.674	1:04.325	+0.002	20.639	22.889	20.797	2	9:33:34.791	1:04.651		20.754	22.868	21.029
3	9:34:32.022	1:04.348	+0.025	20.738	22.658	20.952	3	9:34:39.501	1:04.710	+0.059	20.733	22.914	21.063
4	9:35:36.345	1:04.323		20.779	22.667	20.877	4	9:35:44.468	1:04.967	+0.316	20.757	23.114	21.096
(212) Pierce Lehane													
1	9:32:42.541	1:05.051	+0.701	21.971			1	9:32:24.363	1:05.275	+0.466	21.148	22.997	21.130
2	9:33:47.227	1:04.686	+0.336				2	9:33:29.172	1:04.809		20.837	22.811	21.161
3	9:34:51.577	1:04.350					3	9:34:34.107	1:04.935	+0.126	20.892	22.752	21.291
4	9:35:56.119	1:04.542	+0.192				4	9:35:43.795	1:09.688	+4.879	20.975	23.737	24.976
(210) Luke Varley													
1	9:32:23.810	1:04.657	+0.262	20.928	22.825	20.904	1	9:32:28.807	1:08.008	+3.180	23.915	23.091	21.002
2	9:33:28.270	1:04.460	+0.065	20.764	22.771	20.925	2	9:33:33.978	1:05.171	+0.343	21.065	23.174	20.932
3	9:34:32.665	1:04.395		20.753	22.761	20.881	3	9:34:38.806	1:04.828		20.788	22.987	21.053
4	9:35:37.314	1:04.649	+0.254	20.904	22.690	21.055	4	9:35:44.488	1:05.682	+0.854	20.863	23.616	21.203
(286) Victor Oberg													
1	9:32:22.040	1:04.885	+0.427	20.817	22.980	21.088	1	9:32:27.378	1:05.281	+0.448	21.196	22.912	21.173
2	9:33:26.933	1:04.893	+0.435	20.946	22.918	21.029	2	9:33:32.469	1:05.091	+0.258	21.167	22.849	21.075
3	9:34:32.347	1:05.414	+0.956	20.712	23.319	21.383	3	9:34:37.914	1:05.445	+0.612	21.079	23.390	20.976
4	9:35:36.805	1:04.458		20.684	22.766	21.008	4	9:35:42.747	1:04.833		20.925	22.828	21.080
(226) Jessica Backman													
1	9:32:28.556	1:05.452	+0.989	20.955	23.000	21.497	1	9:32:28.999	1:05.151	+0.671	21.029	23.007	21.115
2	9:33:33.111	1:04.555	+0.092	20.696	22.925	20.934	2	9:33:33.479	1:04.480		20.741	22.846	20.893
3	9:34:37.574	1:04.463		20.594	22.872	20.997	3	9:34:37.969	1:04.490	+0.010	20.646	22.910	20.934
4	9:35:42.059	1:04.485	+0.022	20.593	22.887	21.005	4	9:35:42.689	1:04.720	+0.240	20.760	22.810	21.150
(204) Martin Mortensen													
1	9:32:28.999	1:05.151	+0.671	21.029	23.007	21.115	1	9:32:28.249	1:05.031	+0.509	21.029	22.968	21.034
2	9:33:33.479	1:04.480		20.741	22.846	20.893	2	9:33:33.173	1:04.924	+0.402	21.243	22.780	20.901
3	9:34:37.969	1:04.490	+0.010	20.646	22.910	20.934	3	9:34:37.695	1:04.522		20.716	22.879	20.927
4	9:35:42.689	1:04.720	+0.240	20.760	22.810	21.150	4	9:35:42.289	1:04.594	+0.072	20.774	22.805	21.015
(222) Lars Lamborelle													
1	9:32:28.249	1:05.031	+0.509	21.029	22.968	21.034	1	9:32:29.197	1:04.998	+0.469	21.012	22.906	21.080
2	9:33:33.173	1:04.924	+0.402	21.243	22.780	20.901	2	9:33:33.726	1:04.529		20.709	22.881	20.939
3	9:34:37.695	1:04.522		20.716	22.879	20.927	3	9:34:38.354	1:04.628	+0.099	20.692	22.855	21.081
4	9:35:42.289	1:04.594	+0.072	20.774	22.805	21.015							
(214) Bas De Laat													
1	9:32:29.197	1:04.998	+0.469	21.012	22.906	21.080	1	9:32:21.111	1:05.053	+0.498	21.071	23.011	20.971
2	9:33:33.726	1:04.529		20.709	22.881	20.939	2	9:33:25.980	1:04.869	+0.314	20.909	22.977	20.983
3	9:34:38.354	1:04.628	+0.099	20.692	22.855	21.081	3	9:34:31.024	1:05.044	+0.489	20.853	23.253	20.938
							4	9:35:35.579	1:04.555		20.769	22.839	20.947
(319) Xavier Pozzoli													
1	9:32:21.111	1:05.053	+0.498	21.071	23.011	20.971	1	9:32:17.978	1:05.144	+0.549	21.040	23.070	21.034
2	9:33:25.980	1:04.869	+0.314	20.909	22.977	20.983	2	9:33:22.741	1:04.763	+0.168	20.880	22.895	20.988
3	9:34:31.024	1:05.044	+0.489	20.853	23.253	20.938	3	9:34:27.336	1:04.595		20.786	22.809	21.000
4	9:35:35.579	1:04.555		20.769	22.839	20.947	4	9:35:32.127	1:04.791	+0.196	20.874	22.862	21.055
(205) Edward Brand													
1	9:32:17.978	1:05.144	+0.549	21.040	23.070	21.034	1	9:32:27.447	1:05.050	+0.417	21.297	22.835	20.918
2	9:33:22.741	1:04.763	+0.168	20.880	22.895	20.988	2	9:33:32.080	1:04.633		20.967	22.686	20.980
3													



Rotax Euro Challenge 2014 Zuera/Spain

Rotax Seniors

Zuera 1,699 Km

Warm up qualified 1-28

20.07.2014 09:30

Practice (5:00 Time) started at 9:30:00

Lap	Time of Day	Lap Tm	Diff	S1 Tm	S2 Tm	S3 Tm	Lap	Time of Day	Lap Tm	Diff	S1 Tm	S2 Tm	S3 Tm
(248) Philip Vollstedt													
1	9:32:22.669	1:05.201	+0.356	21.146	23.044	21.011							
2	9:33:27.684	1:05.015	+0.170	20.707	23.312	20.996							
3	9:34:32.529	1:04.845		21.069	22.837	20.939							
4	9:35:37.694	1:05.165	+0.320	21.177	22.931	21.057							
(307) Lukasz Bartoszuk													
1	9:32:20.030	1:05.370	+0.439	20.997	23.196	21.177							
2	9:33:24.961	1:04.931		20.806	23.020	21.105							
3	9:34:30.212	1:05.251	+0.320	20.958	23.238	21.055							
4	9:35:35.274	1:05.062	+0.131	20.835	23.042	21.185							
(228) Nicolas Picot													
1	9:32:19.367	1:05.585	+0.586	21.322	23.140	21.123							
2	9:33:24.366	1:04.999		21.034	22.921	21.044							
3	9:34:29.488	1:05.122	+0.123	21.028	23.009	21.085							
4	9:35:34.938	1:05.450	+0.451	21.382	22.923	21.145							
(230) Alessandro Trombelli													
1	9:32:29.640	1:07.562	+2.458	21.688	23.885	21.989							
2	9:33:34.783	1:05.143	+0.039	20.960	22.912	21.271							
3	9:34:40.193	1:05.410	+0.306	20.910	23.231	21.269							
4	9:35:45.297	1:05.104		20.852	22.938	21.314							
(260) Sam Smelt													
1	9:35:32.584	4:09.787		22.379	27.177	26.239							



Rotax Euro Challenge 2014 Zuera/Spain

Rotax Seniors

Zuera 1,699 Km

Second Chance Heat

-NEW 2-

20.07.2014 10:30

Race (8 Laps) started at 10:47:26

Pos	No.	Name	Nat.	Chassis	Race Team	Laps	Total Tm	Diff	Best Tm	In Lap	km/h	Points
1	208	Glenn Van Parijs	BEL	Tonykart	Bouvin Power	8	8:39.638		1:04.480	8	94,857	0
2	306	Max Aitken	GBR	OTK	KR Sport	8	8:40.188	0.550	1:04.571	4	94,724	0
3	220	Abdullah Al Rawahi	OMN	DR	Msport	8	8:40.338	0.700	1:04.582	8	94,708	0
4	277	Max Renberg	SWE	Tonykart	RS Competition	8	8:40.423	0.785	1:04.598	8	94,684	0
5	283	Jonathan Aberdein	ZAF	Tonykart	KR Sport	8	8:41.387	1.749	1:04.220	7	95,241	0
6	218	Petr Bezel	CZE	MS Kart	MS Kart Racing Team	8	8:44.520	4.882	1:04.577	4	94,715	0
7	241	Edward Tansley	GBR	Tonykart	Coles Racing	8	8:46.408	6.770	1:04.524	5	94,793	0
8	333	Sam Schippers	NLD	FA Kart	Team TKP	8	8:46.620	6.982	1:04.437	4	94,921	0
9	295	Joel Deputch	FRA	FA Kart	Race Evo	8	8:46.792	7.154	1:04.537	6	94,774	0
10	328	Taylor Greenfield	PER	Gillard	PDB Racing Team	8	8:50.122	10.484	1:04.744	5	94,471	0
11	266	Christian Loft	DNK	Tonykart	RS Competition	8	8:50.419	10.781	1:04.471	7	94,871	0
12	326	Michael Buchholz	ZAF	Intrepid	Intrepid Driver Program	8	8:50.620	10.982	1:04.932	3	94,197	0
13	256	Marc Gonzalez	ESP	Kosmic	Binakart	8	8:50.928	11.290	1:04.592	7	94,693	0
14	258	Vincent Fraise	FRA	Sodikart	Sodikart	8	8:51.127	11.489	1:04.784	5	94,412	0
15	267	Gavin Jonk	NLD	Gillard	PDB Racing Team	8	8:52.766	13.128	1:04.718	4	94,508	0
16	219	Marie Bakken	NOR	Gillard	PDB Racing Team	8	8:52.987	13.349	1:04.937	7	94,190	0
17	246	Maksim Shtotland	RUS	FA Kart	Mayak Racing	8	8:54.987	15.349	1:05.141	7	93,895	0
18	309	Maxence Laurent	FRA	Flandria Kart	Flandria Competition Kart	8	8:55.649	16.011	1:05.281	8	93,693	0
19	330	Tomoki Takahasi	JPN	Intrepid	Intrepid Driver Program	8	8:55.707	16.069	1:05.440	8	93,466	0
20	332	Jakub Kadlcak	CZE	Sodikart	Sodi Race Tech s.r.o.	8	8:56.356	16.718	1:04.554	5	94,749	0
21	334	Faisal Al Zubair	OMN	DR	Msport	8	8:56.461	16.823	1:05.452	3	93,449	0
22	234	Julien Falchero	FRA	Kosmic	Sonic Racing Kart		0.941	8 Laps		0	-	0
23	324	Antoni Ptak	POL	Birel	KMS Birel Motorsport					0	-	0
24	329	Marta Ariza	ESP	Formula K	Team Ivan Racing					0	-	0
Not classified												
DQ	335	Kezia Santoso	IDN	Gillard	PDB Racing Team	8	8:51.289	DQ	1:04.759	6	94,449	0
DQ	296	Jose Sierra	MEX	Tonykart	Kids to Win	8	8:55.213	DQ	1:05.363	7	93,576	0

Announcements

These results are provisional until the conclusion of any judicial and technical matters!

No. 332 time penalty 10 sec. / unfair driving

No. 296 excluded from second chance heat / technical non conformity

No. 335 excluded from second chance heat / ignoring black flag

Margin of Victory	Ø km/h	Best Lap Tm	km/h	Best Lap by
0.550	94,164	1:04.220	95,241	283 - Jonathan Aberdein

Official Timing www.rgmmc.com

Orbits

Timekeeping M. Wagner:

Clerk of the course Thomas Lainer:

www.mylaps.com

Steward Horst Seidel:

Chief Scrutineer Paul Klaassen:

Licensed to: Motorsport Events

Printed: 20.07.2014 12:32:06

posted at:

h



Rotax Euro Challenge 2014 Zuera/Spain

Rotax Seniors

Zuera 1,699 Km

Second Chance Heat

20.07.2014 10:30

Race (8 Laps) started at 10:47:26

Lap	Time of Day	Lap Tm	Diff	S1 Tm	S2 Tm	S3 Tm	Lap	Time of Day	Lap Tm	Diff	S1 Tm	S2 Tm	S3 Tm
(208) Glenn Van Parijs													
1	10:48:33.676	1:06.716	+2.236	22.455	23.003	21.258	5	10:52:54.936	1:04.524		20.675	22.934	20.915
2	10:49:38.735	1:05.059	+0.579	20.941	23.070	21.048	6	10:54:00.558	1:05.622	+1.098	20.954	23.520	21.148
3	10:50:43.446	1:04.711	+0.231	20.899	22.830	20.982	7	10:55:07.819	1:07.261	+2.737	21.596	24.602	21.063
4	10:51:48.003	1:04.557	+0.077	20.730	22.878	20.949	8	10:56:13.099	1:05.280	+0.756	20.747	23.091	21.442
5	10:52:52.585	1:04.582	+0.102	20.790	22.890	20.902	(333) Sam Schippers						
6	10:53:57.350	1:04.765	+0.285	20.841	22.882	21.042	1	10:48:39.652	1:11.603	+7.166	23.586	26.797	21.220
7	10:55:01.849	1:04.499	+0.019	20.721	22.746	21.032	2	10:49:45.584	1:05.932	+1.495	20.858	23.857	21.217
8	10:56:06.329	1:04.480		20.798	22.659	21.023	3	10:50:50.112	1:04.528	+0.091	20.806	22.700	21.022
(306) Max Aitken													
1	10:48:33.286	1:06.595	+2.024	22.209	23.204	21.182	4	10:51:54.549	1:04.437		20.579	22.699	21.159
2	10:49:38.245	1:04.959	+0.388	20.992	22.936	21.031	5	10:52:59.212	1:04.663	+0.226	20.779	22.815	21.069
3	10:50:43.030	1:04.785	+0.214	20.964	22.807	21.014	6	10:54:03.924	1:04.712	+0.275	20.872	22.714	21.126
4	10:51:47.601	1:04.571		20.822	22.801	20.948	7	10:55:08.709	1:04.785	+0.348	20.769	23.006	21.010
5	10:52:52.476	1:04.875	+0.304	21.027	22.915	20.933	8	10:56:13.311	1:04.602	+0.165	20.768	22.711	21.123
6	10:53:57.502	1:05.026	+0.455	20.937	23.145	20.944	(295) Joel Deputch						
7	10:55:02.212	1:04.710	+0.139	20.843	22.883	20.984	1	10:48:34.989	1:07.615	+3.078	23.132	23.518	20.965
8	10:56:06.879	1:04.667	+0.096	20.815	22.846	21.006	2	10:49:40.668	1:05.679	+1.142	21.496	23.260	20.923
(277) Max Renberg													
1	10:48:33.532	1:06.465	+1.867	22.077	23.169	21.219	3	10:50:46.097	1:05.429	+0.892	21.116	23.478	20.835
2	10:49:38.469	1:04.937	+0.339	20.979	23.000	20.958	4	10:51:51.677	1:05.580	+1.043	21.033	23.656	20.891
3	10:50:43.298	1:04.829	+0.231	20.969	22.880	20.980	5	10:52:56.481	1:04.804	+0.267	20.941	22.960	20.903
4	10:51:48.311	1:05.013	+0.415	21.051	22.870	21.092	6	10:54:01.018	1:04.537		20.744	22.956	20.837
5	10:52:53.126	1:04.815	+0.217	20.800	23.039	20.976	7	10:55:07.549	1:06.531	+1.994	21.475	23.894	21.162
6	10:53:57.868	1:04.742	+0.144	20.956	22.806	20.980	8	10:56:13.483	1:05.934	+1.397	20.964	23.290	21.680
7	10:55:02.516	1:04.648	+0.050	20.933	22.782	20.933	(328) Taylor Greenfield						
8	10:56:07.114	1:04.598		20.774	22.851	20.973	1	10:48:39.321	1:11.427	+6.683	24.020	26.192	21.215
(283) Jonathan Aberdein													
1	10:48:34.610	1:07.199	+2.979	22.634	23.336	21.229	2	10:49:44.293	1:04.972	+0.228	21.022	23.001	20.949
2	10:49:39.927	1:05.317	+1.097	21.378	22.983	20.956	3	10:50:49.156	1:04.863	+0.119	20.990	22.826	21.047
3	10:50:45.633	1:05.706	+1.486	21.765	23.109	20.832	4	10:51:55.472	1:06.316	+1.572	20.803	23.883	21.630
4	10:51:50.250	1:04.617	+0.397	21.028	22.759	20.830	5	10:53:00.216	1:04.744		20.913	22.763	21.068
5	10:52:54.516	1:04.266	+0.046	20.723	22.797	20.746	6	10:54:05.052	1:04.836	+0.092	21.033	22.716	21.087
6	10:53:59.627	1:05.111	+0.891	21.288	22.859	20.964	7	10:55:10.401	1:05.349	+0.605	21.000	23.255	21.094
7	10:55:03.847	1:04.220		20.656	22.731	20.833	8	10:56:16.813	1:06.412	+1.668	21.031	23.298	22.083
8	10:56:08.078	1:04.231	+0.011	20.615	22.658	20.958	(220) Abdullah Al Rawahi						
(218) Petr Bezel													
1	10:48:34.586	1:07.054	+2.477	22.438	23.315	21.301	1	10:48:33.473	1:06.523	+1.941	22.018	23.249	21.256
2	10:49:39.871	1:05.285	+0.708	21.275	22.973	21.037	2	10:49:38.349	1:04.876	+0.294	20.871	22.974	21.031
3	10:50:44.886	1:05.015	+0.438	21.132	22.824	21.059	3	10:50:43.244	1:04.895	+0.313	20.944	22.938	21.013
4	10:51:49.463	1:04.577		20.849	22.697	21.031	4	10:51:48.225	1:04.981	+0.399	20.790	23.107	21.084
5	10:52:54.270	1:04.807	+0.230	20.898	22.847	21.062	5	10:52:53.070	1:04.845	+0.263	20.778	23.052	21.015
6	10:54:00.390	1:06.120	+1.543	21.566	23.407	21.147	6	10:53:57.771	1:04.701	+0.119	20.847	22.887	20.967
7	10:55:06.247	1:05.857	+1.280	21.693	23.083	21.081	7	10:55:02.447	1:04.676	+0.094	20.952	22.755	20.969
8	10:56:11.211	1:04.964	+0.387	21.061	22.778	21.125	8	10:56:07.029	1:04.582		20.766	22.858	20.958
(332) Jakub Kadlcak													
1	10:48:36.789	1:09.014	+4.460	23.222	24.561	21.231	(266) Christian Loft						
2	10:49:41.677	1:04.888	+0.334	20.997	22.870	21.021	1	10:48:41.405	1:13.375	+8.904	24.222	27.593	21.560
3	10:50:46.427	1:04.750	+0.196	20.866	22.824	21.060	2	10:49:46.978	1:05.573	+1.102	21.197	23.358	21.018
4	10:51:51.608	1:05.181	+0.627	20.734	23.437	21.010	3	10:50:52.125	1:05.147	+0.676	21.055	22.964	21.128
5	10:52:56.162	1:04.554		20.747	22.772	21.035	4	10:51:57.462	1:05.337	+0.866	20.943	23.483	20.911
6	10:54:00.838	1:04.676	+0.122	20.809	22.744	21.123	5	10:53:02.226	1:04.764	+0.293	20.944	22.789	21.031
7	10:55:07.093	1:06.255	+1.701	21.412	23.815	21.028	6	10:54:06.913	1:04.687	+0.216	20.888	22.782	21.017
8	10:56:13.047	1:05.954	+1.400	20.848	22.844	22.262	7	10:55:11.384	1:04.471		20.725	22.768	20.978
(241) Edward Tansley													
1	10:48:35.212	1:07.535	+3.011	22.907	23.597	21.031	8	10:56:17.110	1:05.726	+1.255	20.685	23.376	21.665
2	10:49:40.409	1:05.197	+0.673	21.262	23.068	20.867	(326) Michael Buchholz						
3	10:50:45.467	1:05.058	+0.534	21.185	23.084	20.789	1	10:48:39.147	1:11.093	+6.161	24.002	25.846	21.245
4	10:51:50.412	1:04.945	+0.421	21.323	22.791	20.831	2	10:49:44.172	1:05.025	+0.093	20.936	22.889	21.200
(256) Marc Gonzalez													
(220) Abdullah Al Rawahi													
1	10:48:33.473	1:06.523	+1.941	22.018	23.249	21.256	3	10:50:49.104	1:04.932		20.814	22.906	21.212
2	10:49:38.349	1:04.876	+0.294	20.871	22.974	21.031	4	10:51:54.736	1:05.632	+0.700	20.992	23.240	21.400
3	10:50:43.244	1:04.895	+0.313	20.944	22.938	21.013	5	10:52:59.814	1:05.078	+0.146	20.855	22.989	21.234
4	10:51:48.225	1:04.981	+0.399	20.790	23.107	21.084	6	10:54:05.787	1:05.973	+1.041	21.823	22.990	21.160
5	10:52:53.070	1:04.845	+0.263	20.778	23.052	21.015	7	10:55:10.773	1:04.986	+0.054	20.930	22.920	21.136
6	10:53:57.771	1:04.701	+0.119	20.847	22.887	20.967	8	10:56:17.311	1:06.538	+1.606	20.834	23.847	21.857
7	10:55:02.447	1:04.676	+0.094	20.952	22.755	20.969	(256) Marc Gonzalez						
8	10:56:07.029	1:04.582		20.766	22.858	20.958							

Timekeeping M. Wagner:



Clerk of the course Thomas Lainer:

www.mylaps.com

Steward Horst Seidel:

Chief Scrutineer Paul Klaassen:

Licensed to: Motorsport Events



Rotax Euro Challenge 2014 Zuera/Spain

Rotax Seniors

Zuera 1,699 Km

Second Chance Heat

20.07.2014 10:30

Race (8 Laps) started at 10:47:26

Lap	Time of Day	Lap Tm	Diff	S1 Tm	S2 Tm	S3 Tm
1	10:48:40.690	1:12.931	+8.339	23.434	28.074	21.423
2	10:49:46.225	1:05.535	+0.943	21.360	23.113	21.062
3	10:50:51.249	1:05.024	+0.432	21.009	23.002	21.013
4	10:51:57.065	1:05.816	+1.224	21.406	23.247	21.163
5	10:53:01.725	1:04.660	+0.068	20.995	22.652	21.013
6	10:54:06.474	1:04.749	+0.157	21.017	22.662	21.070
7	10:55:11.066	1:04.592		20.892	22.791	20.909
8	10:56:17.619	1:06.553	+1.961	20.843	23.616	22.094

(258) Vincent Fraise

1	10:48:40.000	1:12.399	+7.615	23.776	27.407	21.216
2	10:49:45.527	1:05.527	+0.743	20.892	23.590	21.045
3	10:50:50.406	1:04.879	+0.095	21.069	22.858	20.952
4	10:51:55.233	1:04.827	+0.043	20.710	22.950	21.167
5	10:53:00.017	1:04.784		20.851	22.976	20.957
6	10:54:04.984	1:04.967	+0.183	21.001	22.843	21.123
7	10:55:10.441	1:05.457	+0.673	21.248	23.155	21.054
8	10:56:17.818	1:07.377	+2.593	20.914	23.249	23.214

(335) Kezia Santoso

1	10:48:40.637	1:12.765	+8.006	24.309	26.775	21.681
2	10:49:46.608	1:05.971	+1.212	21.116	23.861	20.994
3	10:50:51.672	1:05.064	+0.305	20.911	23.216	20.937
4	10:51:57.156	1:05.484	+0.725	20.985	23.121	21.378
5	10:53:02.525	1:05.369	+0.610	21.392	22.977	21.000
6	10:54:07.284	1:04.759		20.937	22.745	21.077
7	10:55:12.204	1:04.920	+0.161	20.991	22.952	20.977
8	10:56:17.980	1:05.776	+1.017	20.811	22.905	22.060

(267) Gavin Jonk

1	10:48:34.828	1:07.522	+2.804	22.493	23.607	21.422
2	10:49:40.299	1:05.471	+0.753	21.518	22.904	21.049
3	10:50:45.336	1:05.037	+0.319	21.236	22.818	20.983
4	10:51:50.054	1:04.718		20.954	22.703	21.061
5	10:52:55.412	1:05.358	+0.640	21.484	22.890	20.984
6	10:54:00.490	1:05.078	+0.360	20.940	23.021	21.117
7	10:55:07.467	1:06.977	+2.259	21.894	24.059	21.024
8	10:56:19.457	1:11.990	+7.272	20.848	22.737	28.405

(219) Marie Bakken

1	10:48:41.531	1:13.246	+8.309	23.868	27.875	21.503
2	10:49:47.495	1:05.964	+1.027	21.395	23.273	21.296
3	10:50:52.801	1:05.306	+0.369	21.241	23.052	21.013
4	10:51:58.262	1:05.461	+0.524	21.095	23.452	20.914
5	10:53:04.616	1:06.354	+1.417	21.869	23.521	20.964
6	10:54:09.752	1:05.136	+0.199	21.049	22.886	21.201
7	10:55:14.689	1:04.937		20.955	22.993	20.989
8	10:56:19.678	1:04.989	+0.052	20.834	23.050	21.105

(246) Maksim Shtotland

1	10:48:41.353	1:13.079	+7.938	23.780	27.639	21.660
2	10:49:47.168	1:05.815	+0.674	21.315	23.466	21.034
3	10:50:52.439	1:05.271	+0.130	21.135	23.053	21.083
4	10:51:58.195	1:05.756	+0.615	21.292	23.193	21.271
5	10:53:04.893	1:06.698	+1.557	21.923	23.706	21.069
6	10:54:10.736	1:05.843	+0.702	21.437	22.908	21.498
7	10:55:15.877	1:05.141		21.050	22.968	21.123
8	10:56:21.678	1:05.801	+0.660	21.466	23.067	21.268

(296) Jose Sierra

1	10:48:40.848	1:12.327	+6.964	23.927	26.969	21.431
2	10:49:46.543	1:05.695	+0.332	21.410	23.169	21.116
3	10:50:52.334	1:05.791	+0.428	21.233	23.121	21.437
4	10:51:58.122	1:05.788	+0.425	20.926	23.393	21.469
5	10:53:04.315	1:06.193	+0.830	21.623	23.248	21.322
6	10:54:10.280	1:05.965	+0.602	21.648	23.059	21.258

Lap	Time of Day	Lap Tm	Diff	S1 Tm	S2 Tm	S3 Tm
7	10:55:15.643	1:05.363		21.181	23.003	21.179
8	10:56:21.904	1:06.261	+0.898	21.932	23.098	21.231

(309) Maxence Laurent

1	10:48:39.995	1:12.026	+6.745	24.114	26.431	21.481
2	10:49:45.957	1:05.962	+0.681	21.302	23.505	21.155
3	10:50:51.448	1:05.491	+0.210	21.184	23.327	20.980
4	10:51:58.159	1:06.711	+1.430	21.674	23.638	21.399
5	10:53:05.416	1:07.257	+1.976	21.900	24.228	21.129
6	10:54:10.994	1:05.578	+0.297	21.328	22.938	21.312
7	10:55:17.059	1:06.065	+0.784	21.523	23.095	21.447
8	10:56:22.340	1:05.281		20.985	22.986	21.310

(330) Tomoki Takahashi

1	10:48:38.964	1:11.470	+6.030	23.812	26.325	21.333
2	10:49:46.885	1:07.921	+2.481	21.461	25.300	21.160
3	10:50:52.501	1:05.616	+0.176	21.520	23.173	20.923
4	10:51:59.485	1:06.984	+1.544	21.850	23.927	21.207
5	10:53:05.085	1:05.600	+0.160	20.876	23.705	21.019
6	10:54:11.197	1:06.112	+0.672	21.370	22.969	21.773
7	10:55:16.958	1:05.761	+0.321	21.411	23.130	21.220
8	10:56:22.398	1:05.440		20.892	22.971	21.577

(334) Faisal Al Zubair

1	10:48:41.516	1:12.902	+7.450	23.847	26.232	22.823
2	10:49:47.942	1:06.426	+0.974	21.632	23.339	21.455
3	10:50:53.394	1:05.452		21.083	23.242	21.127
4	10:51:59.990	1:06.596	+1.144	21.045	24.056	21.495
5	10:53:05.948	1:05.958	+0.506	21.117	23.494	21.347
6	10:54:11.593	1:05.645	+0.193	21.248	23.169	21.228
7	10:55:17.506	1:05.913	+0.461	21.207	23.237	21.469
8	10:56:23.152	1:05.646	+0.194	21.227	23.179	21.240



Rotax Euro Challenge
Class: Seniors
Date/Time: 20.07.2014 11:50

Track: Zuera / Spain
Heat: Prefinal
Laps: 10

Edition 1

Jonathan Aberdein	283	2nd Chance 5	17	Petr Bezel	218	2nd Chance 6
	33				34	
Abdullah Al Rawahi	220	2nd Chance 3	16	Max Renberg	277	2nd Chance 4
	31				32	
Glenn Van Parijs	208	2nd Chance 1	15	Max Aitken	306	2nd Chance 2
	29				30	
Nicolas Picot	228	Points 47 Quali Rank 33	14	Benjamin Bailly	292	Points 47 Quali Rank 40
	27				28	
Dionisios Marcu	308	Points 43 Quali Rank 27	13	Constantin Schoell	225	Points 44 Quali Rank 20
	25				26	
Tom Grice	223	Points 39 Quali Rank 6	12	Sam Smelt	260	Points 42 Quali Rank 23
	23				24	
Jack Aitken	327	Points 38 Quali Rank 37	11	Brett Ward	289	Points 38 Quali Rank 44
	21				22	
Michael Cool	255	Points 34 Quali Rank 12	10	Alessandro Trombelli	230	Points 38 Quali Rank 11
	19				20	
Lukasz Bartoszuk	307	Points 27 Quali Rank 18	9	Victor Oberg	286	Points 29 Quali Rank 25
	17				18	
Martin Mortensen	204	Points 26 Quali Rank 32	8	Xavier Pozzoli	319	Points 27 Quali Rank 14
	15				16	
Josh White	227	Points 22 Quali Rank 17	7	Philip Vollstedt	248	Points 23 Quali Rank 7
	13				14	
Pierce Lehane	212	Points 19 Quali Rank 19	6	Bas De Laat	214	Points 22 Quali Rank 13
	11				12	
Lars Lamborelle	222	Points 17 Quali Rank 26	5	Joseph Reilly	250	Points 18 Quali Rank 4
	9				10	
Zack Clamandemelo	302	Points 17 Quali Rank 2	4	Jessica Backman	226	Points 17 Quali Rank 21
	7				8	
Guan Yu Zhou	303	Points 11 Quali Rank 9	3	Luke Varley	210	Points 15 Quali Rank 8
	5				6	
Edward Brand	205	Points 6 Quali Rank 3	2	Josh Price	224	Points 8 Quali Rank 5
	3				4	
Harry Webb	215	Points 0 Quali Rank 1	1	Oliver Hodgson	331	Points 5 Quali Rank 10
	1		Row		2	

Pole Position

Clerk of the course Thomas Lainer:
Stewards (Chairman) Horst Seidel:

Scrutineer Paul Klaassen:
Timekeeping M. Wagner:



Rotax Euro Challenge 2014 Zuera/Spain

Rotax Seniors

Zuera 1,699 Km

Pre-Final **-NEW 2-**

20.07.2014 11:50

Race (10 Laps) started at 11:53:00

Pos	No.	Name	Nat.	Chassis	Race Team	Laps	Total Tm	Diff	Best Tm	In Lap	km/h	Points
1	215	Harry Webb	GBR	Tonykart	Strawberry Racing	10	10:40.958		1:03.682	9	96,046	34
2	303	Guan Yu Zhou	GBR	Tonykart	Strawberry Racing	10	10:42.375	1.417	1:03.679	9	96,051	33
3	302	Zack Clamandemelo	CAN	Intrepid	Intrepid Driver Program	10	10:43.063	2.105	1:03.796	8	95,874	32
4	205	Edward Brand	GBR	Intrepid	Intrepid Driver Program	10	10:45.376	4.418	1:04.040	9	95,509	31
5	222	Lars Lamborelle	NLD	Tonykart	Strawberry Racing	10	10:46.035	5.077	1:04.039	6	95,511	30
6	224	Josh Price	GBR	Tonykart	Strawberry Racing	10	10:46.457	5.499	1:04.178	8	95,304	29
7	331	Oliver Hodgson	GBR	Tonykart	KR Sport	10	10:46.721	5.763	1:04.038	9	95,512	28
8	210	Luke Varley	GBR	Birel	KMS Birel Motorsport	10	10:47.911	6.953	1:04.105	10	95,412	27
9	204	Martin Mortensen	DNK	Tonykart	RS Competition	10	10:49.226	8.268	1:04.216	9	95,247	26
10	319	Xavier Pozzoli	FRA	Kosmic	Sonic Racing Kart	10	10:51.633	10.675	1:04.207	9	95,261	25
11	214	Bas De Laat	NLD	Gillard	PDB Racing Team	10	10:52.079	11.121	1:04.295	4	95,130	24
12	223	Tom Grice	GBR	Tonykart	Coles Racing	10	10:52.288	11.330	1:04.116	8	95,396	23
13	307	Lukasz Bartoszuk	POL	CRG	CRG S.P.A.	10	10:52.432	11.474	1:04.294	8	95,132	22
14	327	Jack Aitken	GBR	OTK	KR Sport	10	10:53.139	12.181	1:04.173	4	95,311	21
15	225	Constantin Schoell	AUT	FA Kart	Dan Holland Racing	10	10:53.915	12.957	1:04.333	10	95,074	20
16	306	Max Aitken	GBR	OTK	KR Sport	10	10:55.448	14.490	1:04.471	10	94,871	19
17	220	Abdullah Al Rawahi	OMN	DR	Msport	10	10:56.392	15.434	1:04.578	9	94,713	18
18	218	Petr Bezel	CZE	MS Kart	MS Kart Racing Team	10	10:57.958	17.000	1:04.481	9	94,856	17
19	227	Josh White	GBR	Tonykart	Coles Racing	10	10:57.974	17.016	1:03.945	7	95,651	16
20	255	Michael Cool	BEL	Tonykart	Bouvin Power	10	10:58.227	17.269	1:04.962	4	94,154	15
21	208	Glenn Van Parijs	BEL	Tonykart	Bouvin Power	10	10:58.330	17.372	1:04.337	9	95,068	14
22	248	Philip Vollstedt	DNK	Tonykart	RS Competition	10	10:58.502	17.544	1:04.140	9	95,360	13
23	228	Nicolas Picot	FRA	Sodikart	Kart Pro Racing	10	10:59.571	18.613	1:04.559	9	94,741	12
24	292	Benjamin Bailly	DNK	Tonykart	RS Competition	10	11:00.207	19.249	1:04.491	10	94,841	11
25	289	Brett Ward	GBR	Alonso	Dan Holland Racing	10	11:02.697	21.739	1:04.716	5	94,511	10
26	260	Sam Smelt	GBR	Kosmic	Aim Motorsport	10	11:02.897	21.939	1:04.857	10	94,306	9
27	286	Victor Oberg	SWE	Gillard	PDB Racing Team	10	11:03.561	22.603	1:04.197	6	95,275	8
28	230	Alessandro Trombelli	ITA	Kosmic	Sinergy Motorsport	10	11:06.265	25.307	1:05.032	10	94,052	7
29	226	Jessica Backman	SWE	Tonykart	Strawberry Racing	10	11:07.073	26.115	1:05.035	8	94,048	6
30	283	Jonathan Aberdein	ZAF	Tonykart	KR Sport	10	11:07.237	26.279	1:04.391	8	94,988	5
31	277	Max Renberg	SWE	Tonykart	RS Competition	6	6:40.671	4 Laps	1:05.049	5	94,028	4
32	212	Pierce Lehane	GBR	Alonso	Dan Holland Racing	1	1:13.507	9 Laps	1:13.148	1	83,617	3
33	308	Dionisios Marcu	ROU	CRG	CRG S.P.A.		0.869	10 Laps		0	-	2


Not classified												
DQ	250	Joseph Reilly	GBR	Tonykart	Strawberry Racing	10	10:49.640	DQ	1:03.956	10	95,634	0

Announcements

These results are provisional until the conclusion of any judicial and technical matters!
 No. 250 + 283 warning board / time penalty 5 sec
 No. 250 excluded from prefinal / unfair driving

Margin of Victory	Ø km/h	Best Lap Tm	km/h	Best Lap by
1.417	95,426	1:03.679	96,051	303 - Guan Yu Zhou

Official Timing www.rgmmc.com Orbits

Timekeeping M. Wagner:  Clerk of the course Thomas Lainer: www.mylaps.com
 Steward Horst Seidel: Chief Scrutineer Paul Klaassen: Licensed to: Motorsport Events
 Printed: 20.07.2014 12:54:41 posted at: h



Rotax Euro Challenge 2014 Zuera/Spain

Rotax Seniors

Zuera 1,699 Km

Pre-Final

20.07.2014 11:50

Race (10 Laps) started at 11:53:00

Lap	Time of Day	Lap Tm	Diff	S1 Tm	S2 Tm	S3 Tm	Lap	Time of Day	Lap Tm	Diff	S1 Tm	S2 Tm	S3 Tm
(215) Harry Webb													
1	11:54:05.804	1:05.269	+1.587	21.326	22.858	21.085	5	11:58:26.060	1:04.147	+0.108	20.690	22.592	20.865
2	11:55:10.268	1:04.464	+0.782	20.735	22.810	20.919	6	11:59:30.099	1:04.039		20.614	22.671	20.754
3	11:56:14.355	1:04.087	+0.405	20.632	22.605	20.850	7	12:00:34.216	1:04.117	+0.078	20.535	22.774	20.808
4	11:57:18.203	1:03.848	+0.166	20.463	22.528	20.857	8	12:01:38.405	1:04.189	+0.150	20.624	22.737	20.828
5	11:58:22.278	1:04.075	+0.393	20.604	22.584	20.887	9	12:02:42.479	1:04.074	+0.035	20.672	22.566	20.836
6	11:59:26.189	1:03.911	+0.229	20.565	22.548	20.798	10	12:03:46.570	1:04.091	+0.052	20.722	22.566	20.803
7	12:00:30.183	1:03.994	+0.312	20.522	22.569	20.903	(224) Josh Price						
8	12:01:34.073	1:03.890	+0.208	20.529	22.564	20.797	1	11:54:07.394	1:06.620	+2.442	22.648	22.909	21.063
9	12:02:37.755	1:03.682		20.500	22.470	20.712	2	11:55:11.869	1:04.475	+0.297	20.715	22.792	20.968
10	12:03:41.493	1:03.738	+0.056	20.465	22.511	20.762	3	11:56:16.142	1:04.273	+0.095	20.614	22.721	20.938
(303) Guan Yu Zhou													
1	11:54:06.537	1:05.870	+2.191	21.924	22.939	21.007	4	11:57:20.694	1:04.552	+0.374	20.894	22.689	20.969
2	11:55:11.214	1:04.677	+0.998	20.866	22.828	20.983	5	11:58:25.681	1:04.987	+0.809	20.907	23.142	20.938
3	11:56:15.377	1:04.163	+0.484	20.633	22.613	20.917	6	11:59:29.891	1:04.210	+0.032	20.614	22.650	20.946
4	11:57:19.451	1:04.074	+0.395	20.524	22.533	21.017	7	12:00:34.152	1:04.261	+0.083	20.650	22.722	20.889
5	11:58:23.412	1:03.961	+0.282	20.602	22.531	20.828	8	12:01:38.330	1:04.178		20.558	22.681	20.939
6	11:59:27.400	1:03.988	+0.309	20.683	22.517	20.788	9	12:02:42.752	1:04.422	+0.244	20.906	22.679	20.837
7	12:00:31.504	1:04.104	+0.425	20.562	22.701	20.841	10	12:03:46.992	1:04.240	+0.062	20.606	22.727	20.907
8	12:01:35.386	1:03.882	+0.203	20.567	22.516	20.799	(331) Oliver Hodgson						
9	12:02:39.065	1:03.679		20.536	22.430	20.713	1	11:54:06.866	1:06.208	+2.170	22.386	22.817	21.005
10	12:03:42.910	1:03.845	+0.166	20.517	22.572	20.756	2	11:55:11.520	1:04.654	+0.616	20.831	22.845	20.978
(302) Zack Clamandemelo													
1	11:54:06.760	1:06.025	+2.229	21.984	22.927	21.114	3	11:56:15.816	1:04.296	+0.258	20.686	22.667	20.943
2	11:55:11.448	1:04.688	+0.892	20.825	22.811	21.052	4	11:57:22.092	1:06.276	+2.238	21.655	22.956	21.665
3	11:56:15.875	1:04.427	+0.631	20.828	22.723	20.876	5	11:58:26.274	1:04.182	+0.144	20.659	22.678	20.845
4	11:57:20.315	1:04.440	+0.644	20.880	22.705	20.855	6	11:59:30.387	1:04.113	+0.075	20.657	22.614	20.842
5	11:58:24.370	1:04.055	+0.259	20.523	22.679	20.853	7	12:00:34.580	1:04.193	+0.155	20.659	22.698	20.836
6	11:59:28.279	1:03.909	+0.113	20.549	22.585	20.775	8	12:01:38.948	1:04.368	+0.330	20.857	22.626	20.885
7	12:00:32.122	1:03.843	+0.047	20.479	22.566	20.798	9	12:02:42.986	1:04.038		20.665	22.560	20.813
8	12:01:35.918	1:03.796		20.495	22.569	20.732	10	12:03:47.256	1:04.270	+0.232	20.590	22.850	20.830
9	12:02:39.788	1:03.870	+0.074	20.577	22.454	20.839	(210) Luke Varley						
10	12:03:43.598	1:03.810	+0.014	20.457	22.564	20.789	1	11:54:09.328	1:08.493	+4.388	24.232	23.189	21.072
(250) Joseph Reilly													
1	11:54:08.152	1:07.176	+3.220	19.769	22.959	21.014	2	11:55:14.044	1:04.716	+0.611	20.855	22.904	20.957
2	11:55:12.413	1:04.261	+0.305	18.182	22.691	20.841	3	11:56:18.444	1:04.400	+0.295	20.822	22.709	20.869
3	11:56:16.490	1:04.077	+0.121	20.666	22.576	20.835	4	11:57:22.795	1:04.351	+0.246	20.800	22.720	20.831
4	11:57:20.776	1:04.286	+0.330	20.773	22.706	20.807	5	11:58:27.348	1:04.553	+0.448	20.825	22.872	20.856
5	11:58:24.983	1:04.207	+0.251	20.741	22.656	20.810	6	11:59:31.661	1:04.313	+0.208	20.773	22.660	20.880
6	11:59:29.095	1:04.112	+0.156	20.701	22.588	20.823	7	12:00:35.938	1:04.277	+0.172	20.771	22.682	20.824
7	12:00:33.137	1:04.042	+0.086	20.595	22.627	20.820	8	12:01:40.169	1:04.231	+0.126	20.731	22.664	20.836
8	12:01:37.241	1:04.104	+0.148	20.549	22.713	20.842	9	12:02:44.341	1:04.172	+0.067	20.761	22.642	20.769
9	12:02:41.219	1:03.978	+0.022	20.607	22.524	20.847	10	12:03:48.446	1:04.105		20.714	22.618	20.773
10	12:03:45.175	1:03.956		20.551	22.624	20.781	(204) Martin Mortensen						
(205) Edward Brand													
1	11:54:06.479	1:05.878	+1.838	21.910	22.920	21.048	1	11:54:10.199	1:09.175	+4.959	24.722	23.336	21.117
2	11:55:12.020	1:05.541	+1.501	21.728	22.894	20.919	2	11:55:14.875	1:04.676	+0.460	20.775	22.817	21.084
3	11:56:16.225	1:04.205	+0.165	20.618	22.680	20.907	3	11:56:19.228	1:04.353	+0.137	20.694	22.674	20.985
4	11:57:21.156	1:04.931	+0.891	21.148	22.934	20.849	4	11:57:23.579	1:04.351	+0.135	20.652	22.703	20.996
5	11:58:25.420	1:04.264	+0.224	20.601	22.871	20.792	5	11:58:27.947	1:04.368	+0.152	20.729	22.677	20.962
6	11:59:29.487	1:04.067	+0.027	20.611	22.653	20.803	6	11:59:32.616	1:04.669	+0.453	20.751	22.805	21.113
7	12:00:33.567	1:04.080	+0.040	20.609	22.692	20.779	7	12:00:36.911	1:04.295	+0.079	20.689	22.733	20.873
8	12:01:37.751	1:04.184	+0.144	20.623	22.717	20.844	8	12:01:41.282	1:04.371	+0.155	20.690	22.704	20.977
9	12:02:41.791	1:04.040		20.610	22.579	20.851	9	12:02:45.498	1:04.216		20.707	22.611	20.898
10	12:03:45.911	1:04.120	+0.080	20.624	22.670	20.826	10	12:03:49.761	1:04.263	+0.047	20.726	22.629	20.908
(222) Lars Lamborelle													
1	11:54:08.355	1:07.529	+3.490	23.526	23.007	20.996	(319) Xavier Pozzoli						
2	11:55:12.967	1:04.612	+0.573	20.815	22.861	20.936	1	11:54:11.470	1:10.299	+6.092	25.121	23.943	21.235
3	11:56:17.279	1:04.312	+0.273	20.691	22.774	20.847	2	11:55:16.255	1:04.785	+0.578	21.077	22.691	21.017
4	11:57:21.913	1:04.634	+0.595	20.634	22.624	21.376	3	11:56:21.070	1:04.815	+0.608	21.036	22.803	20.976
(215) Harry Webb													
5	11:58:25.420	1:04.264	+0.224	20.601	22.871	20.792	4	11:57:25.285	1:04.215	+0.008	20.665	22.649	20.901
6	11:59:29.487	1:04.067	+0.027	20.611	22.653	20.803	5	11:58:29.803	1:04.518	+0.311	20.667	22.951	20.900
7	12:00:33.567	1:04.080	+0.040	20.609	22.692	20.779	6	11:59:34.131	1:04.328	+0.121	20.764	22.700	20.864
8	12:01:37.751	1:04.184	+0.144	20.623	22.717	20.844	7	12:00:38.448	1:04.317	+0.110	20.720	22.717	20.880
9	12:02:41.791	1:04.040		20.610	22.579	20.851	8	12:01:42.682	1:04.234	+0.027	20.672	22.650	20.912
10	12:03:45.911	1:04.120	+0.080	20.624	22.670	20.826	9	12:02:46.889	1:04.207		20.680	22.669	20.858
(224) Josh Price													
1	11:54:07.394	1:06.620	+2.442	22.648	22.909	21.063	10	12:03:52.168	1:05.279	+1.072	20.803	23.455	21.021
2	11:55:11.869	1:04.475	+0.297	20.715	22.792	20.968	(303) Guan Yu Zhou						
3	11:56:16.142	1:04.273	+0.095	20.614	22.721	20.938	1	11:54:06.537	1:05.870	+2.191	21.924	22.939	21.007
4	11:57:20.694	1:04.552	+0.374	20.894	22.689	20.969	2	11:55:11.214	1:04.677	+0.998	20.866	22.828	20.983
5	11:58:25.681	1:04.987	+0.809	20.907	23.142	20.938	3	11:56:15.377	1:04.163	+0.484	20.633	22.613	20.917
6	11:59:29.891	1:04.210	+0.032	20.614	22.650	20.946	4	11:57:19.451	1:04.074	+0.395	20.524	22.533	21.017
7	12:00:34.152	1:04.261	+0.083	20.650	22.722	20.889	5	11:58:23.412	1:03.961	+0.282	20.602	22.531	20.828
8	12:01:38.330	1:04.178		20.558	22.681	20.939	6	11:59:27.400	1:03.988	+0.309	20.683	22.517	20.788
9	12:02:42.752	1:04.422	+0.244	20.906	22.679	20.837	7	12:00:31.504	1:04.104	+0.425	20.562	22.701	20.841
10	12:03:46.992	1:04.240	+0.062	20.606	22.727	20.907	8	12:01:35.386	1:03.882	+0.203	20.567	22.516	20.799
(331) Oliver Hodgson													
1	11:54:06.866	1:06.208	+2.170	22.386	22.817	21.005	9	12:02:39.065	1:03.679		20.536	22.430	20.713
2	11:55:11.520	1:04.654	+0.616	20.831	22.845	20.978	10	12:03:42.910	1:03.845	+0.166	20.517	22.572	20.756
3	11:56:15.816	1:04.296	+0.258	20.686	22.667	20.943	(302) Zack Clamandemelo						
4	11:57:22.092	1:06.276	+2.238	21.655	22.956	21.665	1	11:54:06.760</					



Rotax Euro Challenge 2014 Zuera/Spain

Rotax Seniors

Zuera 1,699 Km

Pre-Final

20.07.2014 11:50

Race (10 Laps) started at 11:53:00

Lap	Time of Day	Lap Tm	Diff	S1 Tm	S2 Tm	S3 Tm	Lap	Time of Day	Lap Tm	Diff	S1 Tm	S2 Tm	S3 Tm
(214) Bas De Laat													
1	11:54:09.486	1:08.441	+4.146	24.203	23.173	21.065	5	11:58:33.061	1:05.042	+0.571	21.235	22.831	20.976
2	11:55:14.666	1:05.180	+0.885	20.926	23.150	21.104	6	11:59:37.798	1:04.737	+0.266	20.938	22.746	21.053
3	11:56:19.598	1:04.932	+0.637	21.009	22.838	21.085	7	12:00:42.307	1:04.509	+0.038	20.863	22.713	20.933
4	11:57:23.893	1:04.295		20.651	22.771	20.873	8	12:01:46.985	1:04.678	+0.207	20.913	22.808	20.957
5	11:58:28.803	1:04.910	+0.615	20.985	22.949	20.976	9	12:02:51.512	1:04.527	+0.056	20.925	22.661	20.941
6	11:59:33.203	1:04.400	+0.105	20.788	22.760	20.852	10	12:03:55.983	1:04.471		20.806	22.706	20.959
7	12:00:37.623	1:04.420	+0.125	20.748	22.764	20.908	(220) Abdullah Al Rawahi						
8	12:01:41.981	1:04.358	+0.063	20.731	22.709	20.918	1	11:54:11.391	1:09.513	+4.935	24.626	23.655	21.232
9	12:02:46.516	1:04.535	+0.240	20.973	20.846		2	11:55:16.943	1:05.552	+0.974	21.226	23.165	21.161
10	12:03:52.614	1:06.098	+1.803	21.070	23.927	21.101	3	11:56:22.088	1:05.145	+0.567	20.968	23.122	21.055
(223) Tom Grice													
1	11:54:11.658	1:10.356	+6.240	25.477	23.749	21.130	4	11:57:26.916	1:04.828	+0.250	20.856	22.876	21.096
2	11:55:16.316	1:04.658	+0.542	21.047	22.776	20.835	5	11:58:32.290	1:05.374	+0.796	21.023	23.023	21.328
3	11:56:20.772	1:04.456	+0.340	20.811	22.750	20.895	6	11:59:37.310	1:05.020	+0.442	20.921	22.956	21.143
4	11:57:25.043	1:04.271	+0.155	20.579	22.716	20.976	7	12:00:42.479	1:05.169	+0.591	21.031	22.959	21.179
5	11:58:29.572	1:04.529	+0.413	20.717	23.014	20.798	8	12:01:47.206	1:04.727	+0.149	20.934	22.813	20.980
6	11:59:33.800	1:04.228	+0.112	20.728	22.716	20.784	9	12:02:51.784	1:04.578		20.923	22.726	20.929
7	12:00:37.971	1:04.171	+0.055	20.774	22.650	20.747	10	12:03:56.927	1:05.143	+0.565	20.992	22.920	21.231
8	12:01:42.087	1:04.116		20.618	22.688	20.810	(218) Petr Bezel						
9	12:02:46.272	1:04.185	+0.069	20.784	22.608	20.793	1	11:54:12.949	1:10.453	+5.972	24.498	24.661	21.294
10	12:03:52.823	1:06.551	+2.435	21.507	23.957	21.087	2	11:55:18.726	1:05.777	+1.296	21.387	23.174	21.216
(307) Lukasz Bartoszuk													
1	11:54:09.265	1:08.175	+3.881	23.856	23.194	21.125	3	11:56:23.865	1:05.139	+0.658	20.814	22.802	21.523
2	11:55:14.512	1:05.247	+0.953	21.235	22.970	21.042	4	11:57:29.407	1:05.542	+1.061	21.599	22.882	21.061
3	11:56:18.917	1:04.405	+0.111	20.645	22.810	20.950	5	11:58:34.137	1:04.730	+0.249	20.855	22.755	21.120
4	11:57:23.770	1:04.853	+0.559	20.752	22.786	21.315	6	11:59:38.810	1:04.673	+0.192	20.856	22.711	21.106
5	11:58:28.503	1:04.733	+0.439	21.042	22.758	20.933	7	12:00:43.477	1:04.667	+0.186	20.858	22.818	20.991
6	11:59:32.869	1:04.366	+0.072	20.668	22.759	20.939	8	12:01:48.461	1:04.984	+0.503	21.224	22.722	21.038
7	12:00:37.442	1:04.573	+0.279	20.660	22.917	20.996	9	12:02:52.942	1:04.481		20.813	22.672	20.996
8	12:01:41.736	1:04.294		20.687	22.705	20.902	10	12:03:58.493	1:05.551	+1.070	21.030	23.437	21.084
9	12:02:46.090	1:04.354	+0.060	20.831	22.629	20.894	(227) Josh White						
10	12:03:52.967	1:06.877	+2.583	21.583	24.059	21.235	1	11:54:16.752	1:15.796	+11.851	31.277	23.593	20.926
(327) Jack Aitken													
1	11:54:11.097	1:09.852	+5.679	24.697	24.075	21.080	2	11:55:20.844	1:04.092	+0.147	20.673	22.579	20.840
2	11:55:16.063	1:04.966	+0.793	20.736	23.141	21.089	3	11:56:24.835	1:03.991	+0.046	20.661	22.586	20.744
3	11:56:20.328	1:04.265	+0.092	20.708	22.581	20.976	4	11:57:31.144	1:06.309	+2.364	21.329	24.248	20.732
4	11:57:24.501	1:04.173		20.708	22.579	20.886	5	11:58:35.771	1:04.627	+0.682	20.815	23.100	20.712
5	11:58:29.112	1:04.611	+0.438	20.685	22.723	21.203	6	11:59:40.344	1:04.573	+0.628	21.069	22.690	20.814
6	11:59:33.529	1:04.417	+0.244	20.800	22.636	20.981	7	12:00:44.289	1:03.945		20.598	22.561	20.786
7	12:00:38.384	1:04.855	+0.682	21.137	22.763	20.955	8	12:01:49.068	1:04.779	+0.834	21.165	22.787	20.827
8	12:01:42.957	1:04.573	+0.400	20.890	22.750	20.933	9	12:02:53.307	1:04.239	+0.294	20.852	22.589	20.798
9	12:02:47.252	1:04.295	+0.122	20.758	22.648	20.889	10	12:03:58.509	1:05.202	+1.257	20.750	23.436	21.016
10	12:03:53.674	1:06.422	+2.249	20.829	24.087	21.506	(255) Michael Cool						
(225) Constantin Schoell													
1	11:54:12.058	1:10.443	+6.110	24.976	24.286	21.181	1	11:57:27.492	1:05.540	+0.578			
2	11:55:17.764	1:05.706	+1.373	21.356	23.164	21.186	2	11:58:32.626	1:05.134	+0.172			
3	11:56:22.913	1:05.149	+0.816	21.078	23.050	21.021	3	11:59:38.410	1:05.784	+0.822			
4	11:57:27.461	1:04.548	+0.215	20.807	22.660	21.081	4	12:00:43.372	1:04.962				
5	11:58:32.067	1:04.606	+0.273	20.877	22.746	20.983	5	12:01:48.952	1:05.580	+0.618			
6	11:59:36.680	1:04.613	+0.280	20.866	22.800	20.947	6	12:02:53.724	1:04.772	-0.190			
7	12:00:41.159	1:04.479	+0.146	20.823	22.772	20.884	7	12:03:58.762	1:05.038	+0.076			
8	12:01:45.681	1:04.522	+0.189	20.840	22.769	20.913	(208) Glenn Van Parijs						
9	12:02:50.117	1:04.436	+0.103	20.822	22.717	20.897	1	11:54:13.056	1:11.367	+7.030	25.758	24.377	21.232
10	12:03:54.450	1:04.333		20.747	22.691	20.895	2	11:55:19.099	1:06.043	+1.706	21.376	23.175	21.492
(306) Max Aitken													
1	11:54:11.911	1:10.146	+5.675	24.819	23.851	21.476	3	11:56:24.315	1:05.216	+0.879	20.907	23.272	21.037
2	11:55:18.173	1:06.262	+1.791	21.416	23.525	21.321	4	11:57:29.759	1:05.444	+1.107	21.291	23.139	21.014
3	11:56:23.469	1:05.296	+0.825	21.202	22.751	21.343	5	11:58:34.872	1:05.113	+0.776	21.282	22.805	21.026
4	11:57:28.019	1:04.550	+0.079	20.922	22.686	20.942	6	11:59:39.494	1:04.622	+0.285	20.931	22.644	21.047
(248) Philip Vollstedt													
1	11:54:11.964	1:10.856	+6.716	25.627	24.030	21.199	7	12:00:43.956	1:04.462	+0.125	20.813	22.700	20.949
2	11:55:18.173	1:06.262	+1.791	21.416	23.525	21.321	8	12:01:49.512	1:05.556	+1.219	21.576	23.015	20.965
3	11:56:23.469	1:05.296	+0.825	21.202	22.751	21.343	9	12:02:53.849	1:04.337		20.734	22.797	20.806
4	11:57:28.019	1:04.550	+0.079	20.922	22.686	20.942	10	12:03:58.865	1:05.016	+0.679	20.908	22.946	21.162

Timekeeping M. Wagner:



Clerk of the course Thomas Lainer:

Steward Horst Seidel:

Chief Scrutineer Paul Klaassen:



Rotax Euro Challenge 2014 Zuera/Spain

Rotax Seniors

Zuera 1,699 Km

Pre-Final

20.07.2014 11:50

Race (10 Laps) started at 11:53:00

Lap	Time of Day	Lap Tm	Diff	S1 Tm	S2 Tm	S3 Tm	Lap	Time of Day	Lap Tm	Diff	S1 Tm	S2 Tm	S3 Tm
2	11:55:17.903	1:05.939	+1.799	21.683	23.071	21.185	8	12:01:53.703	1:04.964	+0.107	20.991	22.894	21.079
3	11:56:23.951	1:06.048	+1.908	20.850	23.272	21.926	9	12:02:58.575	1:04.872	+0.015	20.964	22.877	21.031
4	11:57:30.672	1:06.721	+2.581	22.190	23.581	20.950	10	12:04:03.432	1:04.857		20.884	22.927	21.046
5	11:58:36.338	1:05.666	+1.526	20.949	23.828	20.889	(286) Victor Oberg						
6	11:59:41.075	1:04.737	+0.597	20.822	22.930	20.985	1	11:54:25.083	1:23.842	+19.645	39.840	22.944	21.058
7	12:00:46.008	1:04.933	+0.793	21.108	22.925	20.900	2	11:55:29.617	1:04.534	+0.337	20.794	22.674	21.066
8	12:01:50.486	1:04.478	+0.338	20.923	22.659	20.896	3	11:56:33.978	1:04.361	+0.164	20.793	22.620	20.948
9	12:02:54.626	1:04.140		20.647	22.651	20.842	4	11:57:38.323	1:04.345	+0.148	20.750	22.624	20.971
10	12:03:59.037	1:04.411	+0.271	20.636	22.739	21.036	5	11:58:42.585	1:04.262	+0.065	20.781	22.604	20.877
(228) Nicolas Picot							6	11:59:46.782	1:04.197		20.718	22.599	20.880
1	11:54:13.134	1:11.589	+7.030	27.330	23.275	20.984	7	12:00:51.278	1:04.496	+0.299	20.709	22.687	21.100
2	11:55:18.436	1:05.302	+0.743	21.114	23.169	21.019	8	12:01:55.486	1:04.208	+0.011	20.754	22.546	20.908
3	11:56:24.011	1:05.575	+1.016	21.416	23.272	20.887	9	12:02:59.883	1:04.397	+0.200	20.835	22.714	20.848
4	11:57:29.822	1:05.811	+1.252	21.615	23.271	20.925	10	12:04:04.096	1:04.213	+0.016	20.703	22.640	20.870
5	11:58:35.455	1:05.633	+1.074	21.504	23.204	20.925	(230) Alessandro Trombelli						
6	11:59:41.328	1:05.873	+1.314	21.721	23.192	20.960	1	11:54:19.415	1:18.100	+13.068	33.763	23.161	21.176
7	12:00:46.147	1:04.819	+0.260	20.946	22.954	20.919	2	11:55:24.452	1:05.037	+0.005	20.909	22.944	21.184
8	12:01:50.858	1:04.711	+0.152	20.913	22.883	20.915	3	11:56:30.220	1:05.768	+0.736	21.034	23.597	21.137
9	12:02:55.417	1:04.559		20.893	22.811	20.855	4	11:57:35.430	1:05.210	+0.178	20.965	23.146	21.099
10	12:04:00.106	1:04.689	+0.130	20.848	22.907	20.934	5	11:58:40.985	1:05.555	+0.523	21.307	23.034	21.214
(292) Benjamin Bailly							6	11:59:46.213	1:05.228	+0.196	21.031	23.032	21.165
1	11:54:12.822	1:11.177	+6.686	25.227	24.674	21.276	7	12:00:51.651	1:05.438	+0.406	20.989	22.864	21.585
2	11:55:19.073	1:06.251	+1.760	21.220	23.295	21.736	8	12:01:56.728	1:05.077	+0.045	20.984	22.956	21.137
3	11:56:24.708	1:05.635	+1.144	21.300	23.125	21.210	9	12:03:01.768	1:05.040	+0.008	20.966	22.969	21.105
4	11:57:30.288	1:05.580	+1.089	21.362	23.229	20.989	10	12:04:06.800	1:05.032		20.945	22.954	21.133
5	11:58:35.698	1:05.410	+0.919	20.887	23.522	21.001	(226) Jessica Backman						
6	11:59:40.894	1:05.196	+0.705	21.268	22.922	21.006	1	11:54:18.907	1:18.005	+12.970	30.863	25.492	21.650
7	12:00:47.107	1:06.213	+1.722	21.374	23.764	21.075	2	11:55:24.256	1:05.349	+0.314	21.092	23.072	21.185
8	12:01:51.653	1:04.546	+0.055	20.853	22.812	20.881	3	11:56:29.884	1:05.628	+0.593	21.335	23.089	21.204
9	12:02:56.251	1:04.598	+0.107	20.703	22.912	20.983	4	11:57:35.320	1:05.436	+0.401	21.039	23.214	21.183
10	12:04:00.742	1:04.491		20.717	22.895	20.879	5	11:58:41.336	1:06.016	+0.981	21.507	23.163	21.346
(283) Jonathan Aberdein							6	11:59:46.556	1:05.220	+0.185	21.000	23.062	21.158
1	11:54:13.633	1:11.386	+6.995	25.984	24.231	21.171	7	12:00:52.225	1:05.669	+0.634	21.270	23.116	21.283
2	11:55:20.596	1:06.963	+2.572	21.051	24.747	21.165	8	12:01:57.260	1:05.035		20.927	23.015	21.093
3	11:56:25.551	1:04.955	+0.564	21.112	22.776	21.067	9	12:03:02.383	1:05.123	+0.088	20.855	23.134	21.134
4	11:57:31.947	1:06.396	+2.005	20.747	24.566	21.083	10	12:04:07.608	1:05.225	+0.190	20.935	23.221	21.069
5	11:58:36.709	1:04.762	+0.371	20.871	22.838	21.053	(277) Max Renberg						
6	11:59:41.585	1:04.876	+0.485	20.841	23.090	20.945	1	11:54:13.182	1:11.006	+5.957	25.272	24.537	21.197
7	12:00:47.973	1:06.388	+1.997	20.844	24.558	20.986	2	11:55:19.197	1:06.015	+0.966	21.118	23.807	21.090
8	12:01:52.364	1:04.391		20.867	22.649	20.875	3	11:56:24.377	1:05.180	+0.131	20.962	23.234	20.984
9	12:02:56.911	1:04.547	+0.156	20.690	22.924	20.933	4	11:57:30.968	1:06.591	+1.542	22.167	23.553	20.871
10	12:04:02.772	1:05.861	+1.470	21.559	23.366	20.936	5	11:58:36.017	1:05.049		21.063	23.092	20.894
(289) Brett Ward							6	11:59:41.206	1:05.189	+0.140	21.162	22.999	21.028
1	11:54:17.611	1:16.131	+11.415	31.967	23.088	21.076	(212) Pierce Lehane						
2	11:55:22.665	1:05.054	+0.338	21.143	22.793	21.118	1	11:54:14.042	1:13.148		28.815	23.461	20.872
3	11:56:27.603	1:04.938	+0.222	21.093	22.782	21.063							
4	11:57:32.776	1:05.173	+0.457	21.411	22.770	20.992							
5	11:58:37.492	1:04.716		21.062	22.713	20.941							
6	11:59:42.346	1:04.854	+0.138	21.118	22.745	20.991							
7	12:00:47.215	1:04.869	+0.153	20.992	22.942	20.935							
8	12:01:51.983	1:04.768	+0.052	20.942	22.817	21.009							
9	12:02:56.731	1:04.748	+0.032	20.879	22.969	20.900							
10	12:04:03.232	1:06.501	+1.785	21.660	23.738	21.103							
(260) Sam Smelt													
1	11:54:18.823	1:17.281	+12.424	32.831	23.056	21.394							
2	11:55:23.746	1:04.923	+0.066	20.913	22.901	21.109							
3	11:56:28.692	1:04.946	+0.089	20.985	22.839	21.122							
4	11:57:33.664	1:04.972	+0.115	20.964	22.887	21.121							
5	11:58:38.668	1:05.004	+0.147	21.004	22.893	21.107							
6	11:59:43.624	1:04.956	+0.099	20.938	22.901	21.117							
7	12:00:48.739	1:05.115	+0.258	21.015	23.055	21.045							

Timekeeping M. Wagner:



Clerk of the course Thomas Lainer:

www.mylaps.com

Steward Horst Seidel:

Chief Scrutineer Paul Klaassen:

Licensed to: Motorsport Events

Rotax Euro Challenge
Class: Seniors
Date/Time: 20.07.2014 14:15

Track: Zuera / Spain
Heat: Final
Laps: 14

Edition 1

Dionisios Marcu	308	Laps 0 Tm. 0.869	17	Joseph Reilly	250	Laps EXC Tm. EXC
	33				34	
Max Renberg	277	Laps 6 Tm. 6:40.671	16	Pierce Lehane	212	Laps 1 Tm. 1:13.507
	31				32	
Jessica Backman	226	Laps 10 Tm. 11:07.073	15	Jonathan Aberdein	283	Laps 10 Tm. 11:07.237
	29				30	
Victor Oberg	286	Laps 10 Tm. 11:03.561	14	Alessandro Trombelli	230	Laps 10 Tm. 11:06.265
	27				28	
Brett Ward	289	Laps 10 Tm. 11:02.697	13	Sam Smelt	260	Laps 10 Tm. 11:02.897
	25				26	
Nicolas Picot	228	Laps 10 Tm. 10:59.571	12	Benjamin Bailly	292	Laps 10 Tm. 11:00.207
	23				24	
Glenn Van Parijs	208	Laps 10 Tm. 10:58.330	11	Philip Vollstedt	248	Laps 10 Tm. 10:58.502
	21				22	
Josh White	227	Laps 10 Tm. 10:57.974	10	Michael Cool	255	Laps 10 Tm. 10:58.227
	19				20	
Abdullah Al Rawahi	220	Laps 10 Tm. 10:56.392	9	Petr Bezel	218	Laps 10 Tm. 10:57.958
	17				18	
Constantin Schoell	225	Laps 10 Tm. 10:53.915	8	Max Aitken	306	Laps 10 Tm. 10:55.448
	15				16	
Lukasz Bartoszuk	307	Laps 10 Tm. 10:52.432	7	Jack Aitken	327	Laps 10 Tm. 10:53.139
	13				14	
Bas De Laat	214	Laps 10 Tm. 10:52.079	6	Tom Grice	223	Laps 10 Tm. 10:52.288
	11				12	
Martin Mortensen	204	Laps 10 Tm. 10:49.226	5	Xavier Pozzoli	319	Laps 10 Tm. 10:51.633
	9				10	
Oliver Hodgson	331	Laps 10 Tm. 10:46.721	4	Luke Varley	210	Laps 10 Tm. 10:47.911
	7				8	
Lars Lamborelle	222	Laps 10 Tm. 10:46.035	3	Josh Price	224	Laps 10 Tm. 10:46.457
	5				6	
Zack Clamandemelo	302	Laps 10 Tm. 10:43.063	2	Edward Brand	205	Laps 10 Tm. 10:45.376
	3				4	
Harry Webb	215	Laps 10 Tm. 10:40.958	1	Guan Yu Zhou	303	Laps 10 Tm. 10:42.375
	1		Row		2	

Pole Position

Clerk of the course Thomas Lainer:
Stewards (Chairman) Horst Seidel:

Scrutineer Paul Klaassen:
Timekeeping M. Wagner:



Rotax Euro Challenge 2014 Zuera/Spain

Rotax Seniors

Zuera 1,699 Km

Final

20.07.2014 14:15

Race (14 Laps) started at 14:22:53

Pos	No.	Name	Nat.	Chassis	Race Team	Laps	Total Tm	Diff	Best Tm	In Lap	km/h	Points
1	215	Harry Webb	GBR	Tonykart	Strawberry Racing	14	14:57.120		1:03.849	9	95,795	55
2	303	Guan Yu Zhou	GBR	Tonykart	Strawberry Racing	14	15:02.337	5.217	1:03.934	2	95,667	52
3	302	Zack Clamandemelo	CAN	Intrepid	Intrepid Driver Program	14	15:02.442	5.322	1:04.040	6	95,509	50
4	222	Lars Lamborelle	NLD	Tonykart	Strawberry Racing	14	15:02.455	5.335	1:04.033	6	95,519	49
5	205	Edward Brand	GBR	Intrepid	Intrepid Driver Program	14	15:02.816	5.696	1:04.066	5	95,470	48
6	224	Josh Price	GBR	Tonykart	Strawberry Racing	14	15:03.838	6.718	1:04.163	7	95,326	47
7	250	Joseph Reilly	GBR	Tonykart	Strawberry Racing	14	15:05.705	8.585	1:03.891	7	95,732	46
8	331	Oliver Hodgson	GBR	Tonykart	KR Sport	14	15:06.476	9.356	1:04.336	5	95,070	45
9	223	Tom Grice	GBR	Tonykart	Coles Racing	14	15:07.296	10.176	1:04.153	9	95,341	44
10	227	Josh White	GBR	Tonykart	Coles Racing	14	15:07.872	10.752	1:04.179	10	95,302	43
11	212	Pierce Lehane	GBR	Alonso	Dan Holland Racing	14	15:11.797	14.677	1:04.196	5	95,277	42
12	307	Lukasz Bartoszek	POL	CRG	CRG S.P.A.	14	15:12.155	15.035	1:04.150	5	95,345	41
13	204	Martin Mortensen	DNK	Tonykart	RS Competition	14	15:12.265	15.145	1:04.353	5	95,045	40
14	214	Bas De Laat	NLD	Gillard	PDB Racing Team	14	15:13.396	16.276	1:04.509	6	94,815	39
15	277	Max Renberg	SWE	Tonykart	RS Competition	14	15:13.879	16.759	1:04.323	5	95,089	38
16	319	Xavier Pozzoli	FRA	Kosmic	Sonic Racing Kart	14	15:14.256	17.136	1:04.527	12	94,788	37
17	289	Brett Ward	GBR	Alonso	Dan Holland Racing	14	15:14.367	17.247	1:04.511	7	94,812	36
18	283	Jonathan Aberdein	ZAF	Tonykart	KR Sport	14	15:15.313	18.193	1:04.226	11	95,232	35
19	260	Sam Smelt	GBR	Kosmic	Aim Motorsport	14	15:15.796	18.676	1:04.454	5	94,896	34
20	225	Constantin Schoell	AUT	FA Kart	Dan Holland Racing	14	15:16.582	19.462	1:04.487	4	94,847	33
21	327	Jack Aitken	GBR	OTK	KR Sport	14	15:18.587	21.467	1:04.435	5	94,924	32
22	255	Michael Cool	BEL	Tonykart	Bouvin Power	14	15:20.946	23.826	1:04.737	9	94,481	31
23	230	Alessandro Trombelli	ITA	Kosmic	Sinergy Motorsport	14	15:21.105	23.985	1:04.459	2	94,888	30
24	286	Victor Oberg	SWE	Gillard	PDB Racing Team	14	15:21.506	24.386	1:04.700	12	94,535	29
25	228	Nicolas Picot	FRA	Sodikart	Kart Pro Racing	14	15:21.717	24.597	1:04.725	10	94,498	28
26	308	Dionisios Marcu	ROU	CRG	CRG S.P.A.	14	15:22.148	25.028	1:04.792	10	94,401	27
27	218	Petr Bezel	CZE	MS Kart	MS Kart Racing Team	14	15:22.851	25.731	1:04.737	8	94,481	26
28	248	Philip Vollstedt	DNK	Tonykart	RS Competition	14	15:26.062	28.942	1:04.441	6	94,915	25
29	306	Max Aitken	GBR	OTK	KR Sport	14	15:27.663	30.543	1:04.407	9	94,965	24
30	220	Abdullah Al Rawahi	OMN	DR	Msport	14	15:39.028	41.908	1:04.904	5	94,238	23
31	210	Luke Varley	GBR	Birel	KMS Birel Motorsport	10	10:53.072	4 Laps	1:04.358	8	95,037	22
32	226	Jessica Backman	SWE	Tonykart	Strawberry Racing	2	2:17.489	12 Laps	1:05.440	2	93,466	21
33	208	Glenn Van Parijs	BEL	Tonykart	Bouvin Power		0.794	14 Laps		0	-	20
34	292	Benjamin Bailly	DNK	Tonykart	RS Competition					0	-	19

Announcements

These results are provisional until the conclusion of any judicial and technical matters!
No. 230 time penalty 3 sec. / leaving corridor

Margin of Victory	Ø km/h	Best Lap Tm	km/h	Best Lap by
5.217	95,449	1:03.849	95,795	215 - Harry Webb

Official Timing www.rgmmc.com

Orbits

Timekeeping M. Wagner:

Clerk of the course Thomas Lainer:

www.mylaps.com

Steward Horst Seidel:

Chief Scrutineer Paul Klaassen:

Licensed to: Motorsport Events

Printed: 20.07.2014 14:41:28

posted at:

h



Rotax Euro Challenge 2014 Zuera/Spain

Rotax Seniors

Zuera 1,699 Km

Final

20.07.2014 14:15

Race (14 Laps) started at 14:22:53

Lap	Time of Day	Lap Tm	Diff	S1 Tm	S2 Tm	S3 Tm	Lap	Time of Day	Lap Tm	Diff	S1 Tm	S2 Tm	S3 Tm
(215) Harry Webb													
1	14:23:58.793	1:05.009	+1.160	21.148	22.812	21.049	1	14:24:00.534	1:06.617	+2.551	22.698	22.989	20.930
2	14:25:02.886	1:04.093	+0.244	20.561	22.657	20.875	2	14:25:05.130	1:04.596	+0.530	20.755	22.867	20.974
3	14:26:06.781	1:03.895	+0.046	20.497	22.580	20.818	3	14:26:09.388	1:04.258	+0.192	20.665	22.776	20.817
4	14:27:10.690	1:03.909	+0.060	20.530	22.562	20.817	4	14:27:13.527	1:04.139	+0.073	20.692	22.612	20.835
5	14:28:14.563	1:03.873	+0.024	20.562	22.517	20.794	5	14:28:17.593	1:04.066		20.669	22.549	20.848
6	14:29:18.459	1:03.896	+0.047	20.534	22.521	20.841	6	14:29:21.693	1:04.100	+0.034	20.660	22.590	20.850
7	14:30:22.318	1:03.859	+0.010	20.543	22.498	20.818	7	14:30:25.908	1:04.215	+0.149	20.651	22.666	20.898
8	14:31:26.222	1:03.904	+0.055	20.483	22.559	20.862	8	14:31:30.208	1:04.300	+0.234	20.701	22.679	20.920
9	14:32:30.071	1:03.849		20.524	22.514	20.811	9	14:32:34.482	1:04.274	+0.208	20.690	22.687	20.897
10	14:33:33.937	1:03.866	+0.017	20.542	22.511	20.813	10	14:33:38.858	1:04.376	+0.310	20.773	22.701	20.902
11	14:34:37.859	1:03.922	+0.073	20.548	22.530	20.844	11	14:34:43.142	1:04.284	+0.218	20.737	22.691	20.856
12	14:35:41.776	1:03.917	+0.068	20.515	22.539	20.863	12	14:35:47.468	1:04.326	+0.260	20.741	22.656	20.929
13	14:36:46.022	1:04.246	+0.397	20.654	22.659	20.933	13	14:36:51.971	1:04.503	+0.437	20.823	22.746	20.934
14	14:37:50.904	1:04.882	+1.033	21.030	22.746	21.106	14	14:37:56.600	1:04.629	+0.563	20.855	22.804	20.970
(224) Josh Price													
1	14:24:00.735	1:06.720	+2.557	22.755	22.960	21.005	1	14:24:00.735	1:06.720	+2.557	22.755	22.960	21.005
2	14:25:05.365	1:04.630	+0.467	20.713	22.953	20.964	2	14:25:05.365	1:04.630	+0.467	20.713	22.953	20.964
3	14:26:10.107	1:04.742	+0.579	21.086	22.751	20.905	3	14:26:10.107	1:04.742	+0.579	21.086	22.751	20.905
4	14:27:14.434	1:04.327	+0.164	20.792	22.657	20.878	4	14:27:14.434	1:04.327	+0.164	20.792	22.657	20.878
5	14:28:18.810	1:04.376	+0.213	20.793	22.645	20.938	5	14:28:18.810	1:04.376	+0.213	20.793	22.645	20.938
6	14:29:23.126	1:04.316	+0.153	20.738	22.673	20.905	6	14:29:23.126	1:04.316	+0.153	20.738	22.673	20.905
7	14:30:27.289	1:04.163		20.664	22.560	20.939	7	14:30:27.289	1:04.163		20.664	22.560	20.939
8	14:31:31.606	1:04.317	+0.154	20.689	22.668	20.960	8	14:31:31.606	1:04.317	+0.154	20.689	22.668	20.960
9	14:32:35.883	1:04.277	+0.114	20.722	22.613	20.942	9	14:32:35.883	1:04.277	+0.114	20.722	22.613	20.942
10	14:33:40.277	1:04.394	+0.231	20.776	22.686	20.932	10	14:33:40.277	1:04.394	+0.231	20.776	22.686	20.932
11	14:34:44.584	1:04.307	+0.144	20.717	22.673	20.917	11	14:34:44.584	1:04.307	+0.144	20.717	22.673	20.917
12	14:35:48.839	1:04.255	+0.092	20.652	22.592	21.011	12	14:35:48.839	1:04.255	+0.092	20.652	22.592	21.011
13	14:36:53.248	1:04.409	+0.246	20.750	22.711	20.948	13	14:36:53.248	1:04.409	+0.246	20.750	22.711	20.948
14	14:37:57.622	1:04.374	+0.211	20.746	22.683	20.945	14	14:37:57.622	1:04.374	+0.211	20.746	22.683	20.945
(250) Joseph Reilly													
1	14:24:04.636	1:08.621	+4.730	23.901	23.565	21.155	1	14:24:04.636	1:08.621	+4.730	23.901	23.565	21.155
2	14:25:09.009	1:04.373	+0.482	20.893	22.751	20.729	2	14:25:09.009	1:04.373	+0.482	20.893	22.751	20.729
3	14:26:13.132	1:04.123	+0.232	20.741	22.658	20.724	3	14:26:13.132	1:04.123	+0.232	20.741	22.658	20.724
4	14:27:18.405	1:05.273	+1.382	21.575	22.916	20.782	4	14:27:18.405	1:05.273	+1.382	21.575	22.916	20.782
5	14:28:22.463	1:04.058	+0.167	20.681	22.548	20.829	5	14:28:22.463	1:04.058	+0.167	20.681	22.548	20.829
6	14:29:26.693	1:04.230	+0.339	20.702	22.807	20.721	6	14:29:26.693	1:04.230	+0.339	20.702	22.807	20.721
7	14:30:30.584	1:03.891		20.569	22.524	20.798	7	14:30:30.584	1:03.891		20.569	22.524	20.798
8	14:31:34.608	1:04.024	+0.133	20.606	22.643	20.775	8	14:31:34.608	1:04.024	+0.133	20.606	22.643	20.775
9	14:32:38.517	1:03.909	+0.018	20.581	22.505	20.823	9	14:32:38.517	1:03.909	+0.018	20.581	22.505	20.823
10	14:33:42.968	1:04.451	+0.560	20.652	22.558	21.241	10	14:33:42.968	1:04.451	+0.560	20.652	22.558	21.241
11	14:34:47.166	1:04.198	+0.307	20.634	22.730	20.834	11	14:34:47.166	1:04.198	+0.307	20.634	22.730	20.834
12	14:35:51.076	1:03.910	+0.019	20.519	22.532	20.859	12	14:35:51.076	1:03.910	+0.019	20.519	22.532	20.859
13	14:36:55.394	1:04.318	+0.427	20.630	22.523	21.165	13	14:36:55.394	1:04.318	+0.427	20.630	22.523	21.165
14	14:37:59.489	1:04.095	+0.204	20.566	22.570	20.959	14	14:37:59.489	1:04.095	+0.204	20.566	22.570	20.959
(331) Oliver Hodgson													
1	14:24:00.311	1:06.335	+1.999	22.373	23.031	20.931	1	14:24:00.311	1:06.335	+1.999	22.373	23.031	20.931
2	14:25:05.450	1:05.139	+0.803	21.055	23.188	20.896	2	14:25:05.450	1:05.139	+0.803	21.055	23.188	20.896
3	14:26:10.648	1:05.198	+0.862	21.499	22.808	20.891	3	14:26:10.648	1:05.198	+0.862	21.499	22.808	20.891
4	14:27:15.127	1:04.479	+0.143	20.812	22.698	20.969	4	14:27:15.127	1:04.479	+0.143	20.812	22.698	20.969
5	14:28:19.463	1:04.336		20.769	22.554	21.013	5	14:28:19.463	1:04.336		20.769	22.554	21.013
6	14:29:23.878	1:04.415	+0.079	20.783	22.617	21.015	6	14:29:23.878	1:04.415	+0.079	20.783	22.617	21.015
7	14:30:28.418	1:04.540	+0.204	20.922	22.620	20.998	7	14:30:28.418	1:04.540	+0.204	20.922	22.620	20.998
8	14:31:32.901	1:04.483	+0.147	20.865	22.664	20.954	8	14:31:32.901	1:04.483	+0.147	20.865	22.664	20.954
9	14:32:37.269	1:04.368	+0.032	20.763	22.614	20.991	9	14:32:37.269	1:04.368	+0.032	20.763	22.614	20.991
10	14:33:41.644	1:04.375	+0.039	20.829	22.573	20.973	10	14:33:41.644	1:04.375	+0.039	20.829	22.573	20.973
11	14:34:46.058	1:04.414	+0.078	20.867	22.578	20.969	11	14:34:46.058	1:04.414	+0.078	20.867	22.578	20.969
12	14:35:50.574	1:04.516	+0.180	20.904	22.604	21.008	12	14:35:50.574	1:04.516	+0.180	20.904	22.604	21.008
13	14:36:55.583	1:05.009	+0.673	20.875	22.644	21.490	13	14:36:55.583	1:05.009	+0.673	20.875	22.644	21.490
14	14:38:00.260	1:04.677	+0.341	20.954	22.690	21.033	14	14:38:00.260	1:04.677	+0.341	20.954	22.690	21.033
(223) Tom Grice													
1	14:24:02.939	1:08.591	+4.438	24.322	23.339	20.930	1	14:24:02.939	1:08.591	+4.438	24.322	23.339	20.930
2	14:25:07.418	1:04.479	+0.326	20.568	22.826	21.085	2	14:25:07.418	1:04.479	+0.326	20.568	22.826	21.085
(205) Edward Brand													
1	14:23:59.362	1:05.453	+1.420	21.690	22.897	20.866	1	14:23:59.362	1:05.453	+1.420	21.690	22.897	20.866
2	14:25:03.579	1:04.217	+0.184	20.653	22.739	20.825	2	14:25:03.579	1:04.217	+0.184	20.653	22.739	20.825
3	14:26:08.114	1:04.535	+0.502	20.989	22.725	20.821	3	14:26:08.114	1:04.535	+0.502	20.989	22.725	20.821
4	14:27:12.269	1:04.155	+0.122	20.655	22.705	20.795	4	14:27:12.269	1:04.155	+0.122	20.655	22.705	20.795
5	14:28:16.333	1:04.064	+0.031	20.704	22.566	20.794	5	14:28:16.333	1:04.064	+0.031	20.704	22.566	20.794
6	14:29:20.366	1:04.033		20.579	22.594	20.860	6	14:29:20.366	1:04.033		20.579	22.594	20.860
7	14:30:24.441	1:04.075	+0.042	20.584	22.639	20.852	7	14:30:24.441	1:04.075	+0.042	20.584	22.639	20.852
8	14:31:28.596	1:04.155	+0.122	20.594	22.650	20.911	8	14:31:28.596	1:04.155	+0.122	20.594	22.650	20.911
9	14:32:32.854	1:04.258	+0.225	20.647	22.742	20.869	9	14:32:32.854	1:04.258	+0.225	20.647	22.742	20.869
10	14:33:37.105	1:04.251	+0.218	20.724	22.708	20.819	10	14:33:37.105	1:04.251	+0.218	20.724	22.708	20.819
11	14:34:41.367	1:04.262	+0.229	20.748	22.700	20.814	11	14:34:41.367	1:04.262	+0.229	20.748	22.700	20.814
12	14:35:45.605	1:04.238	+0.205	20.737	22.621	20.880	12	14:35:45.605	1:04.238	+0.205	20.737	22.621	20.880
13	14:36:50.010	1:04.405	+0.372	20.783	22.703	20.919	13	14:36:50.010	1:04.405	+0.372	20.783	22.703	20.919
14	14:37:56.239	1:06.2											



Rotax Euro Challenge 2014 Zuera/Spain

Rotax Seniors

Zuera 1,699 Km

Final

20.07.2014 14:15

Race (14 Laps) started at 14:22:53

Lap	Time of Day	Lap Tm	Diff	S1 Tm	S2 Tm	S3 Tm	Lap	Time of Day	Lap Tm	Diff	S1 Tm	S2 Tm	S3 Tm
3	14:26:11.956	1:04.538	+0.385	20.853	22.987	20.698	5	14:28:20.304	1:04.353		20.742	22.571	21.040
4	14:27:16.698	1:04.742	+0.589	20.913	23.075	20.754	6	14:29:24.710	1:04.406	+0.053	20.795	22.673	20.938
5	14:28:21.109	1:04.411	+0.258	20.776	22.857	20.778	7	14:30:29.168	1:04.458	+0.105	20.820	22.681	20.957
6	14:29:25.600	1:04.491	+0.338	20.836	22.817	20.838	8	14:31:33.622	1:04.454	+0.101	20.743	22.651	21.060
7	14:30:29.811	1:04.211	+0.058	20.660	22.773	20.778	9	14:32:38.093	1:04.471	+0.118	20.761	22.702	21.008
8	14:31:34.037	1:04.226	+0.073	20.628	22.816	20.782	10	14:33:43.126	1:05.033	+0.680	21.231	22.698	21.104
9	14:32:38.190	1:04.153		20.606	22.753	20.794	11	14:34:50.324	1:07.198	+2.845	22.771	23.379	21.048
10	14:33:42.676	1:04.486	+0.333	20.713	22.722	21.051	12	14:35:54.886	1:04.562	+0.209	20.827	22.701	21.034
11	14:34:47.304	1:04.628	+0.475	20.685	23.058	20.885	13	14:36:59.675	1:04.789	+0.436	20.834	22.788	21.167
12	14:35:51.608	1:04.304	+0.151	20.640	22.817	20.847	14	14:38:06.049	1:06.374	+2.021	21.766	23.155	21.453
13	14:36:56.014	1:04.406	+0.253	20.713	22.795	20.898	(214) Bas De Laat						
14	14:38:01.080	1:05.066	+0.913	20.889	22.943	21.234	1	14:24:02.172	1:07.961	+3.452	23.883	23.078	21.000
(227) Josh White							2	14:25:07.065	1:04.893	+0.384	20.620	23.386	20.887
1	14:24:02.570	1:08.086	+3.907	23.987	23.124	20.975	3	14:26:11.915	1:04.850	+0.341	20.973	22.995	20.882
2	14:25:07.252	1:04.682	+0.503	20.616	23.069	20.997	4	14:27:17.142	1:05.227	+0.718	21.075	23.297	20.855
3	14:26:11.620	1:04.368	+0.189	20.713	22.784	20.871	5	14:28:22.656	1:05.514	+1.005	20.700	23.493	21.321
4	14:27:16.948	1:05.328	+1.149	21.199	23.287	20.842	6	14:29:27.165	1:04.509		20.793	22.848	20.868
5	14:28:21.597	1:04.649	+0.470	20.780	23.039	20.830	7	14:30:32.068	1:04.903	+0.394	21.000	22.969	20.934
6	14:29:26.098	1:04.501	+0.322	20.796	22.725	20.980	8	14:31:36.608	1:04.540	+0.031	20.794	22.841	20.905
7	14:30:30.382	1:04.284	+0.105	20.718	22.666	20.900	9	14:32:41.531	1:04.923	+0.414	21.128	22.890	20.905
8	14:31:34.951	1:04.569	+0.390	20.665	22.995	20.909	10	14:33:47.142	1:05.611	+1.102	21.178	23.440	20.993
9	14:32:39.227	1:04.276	+0.097	20.683	22.693	20.900	11	14:34:52.342	1:05.200	+0.691	21.279	22.955	20.966
10	14:33:43.406	1:04.179		20.664	22.666	20.849	12	14:35:56.952	1:04.610	+0.101	20.725	22.870	21.015
11	14:34:47.876	1:04.470	+0.291	20.873	22.709	20.888	13	14:37:02.069	1:05.117	+0.608	21.118	22.998	21.001
12	14:35:52.183	1:04.307	+0.128	20.686	22.748	20.873	14	14:38:07.180	1:05.111	+0.602	20.870	23.102	21.139
13	14:36:56.489	1:04.306	+0.127	20.674	22.630	21.002	(277) Max Renberg						
14	14:38:01.656	1:05.167	+0.988	20.837	22.698	21.632	1	14:24:04.001	1:08.437	+4.114	23.624	23.751	21.062
(212) Pierce Lehane							2	14:25:08.830	1:04.829	+0.506	21.044	22.843	20.942
1	14:24:04.826	1:08.934	+4.738	24.101	23.637	21.196	3	14:26:13.878	1:05.048	+0.725	21.068	22.981	20.999
2	14:25:09.760	1:04.934	+0.738	21.177	22.954	20.803	4	14:27:19.186	1:05.308	+0.985	21.042	23.323	20.943
3	14:26:13.992	1:04.232	+0.036	20.769	22.704	20.759	5	14:28:23.509	1:04.323		20.747	22.755	20.821
4	14:27:18.942	1:04.950	+0.754	20.849	23.293	20.808	6	14:29:28.024	1:04.515	+0.192	20.726	22.814	20.975
5	14:28:23.138	1:04.196		20.749	22.639	20.808	7	14:30:32.976	1:04.952	+0.629	20.807	23.139	21.006
6	14:29:27.503	1:04.365	+0.169	20.695	22.731	20.939	8	14:31:37.494	1:04.518	+0.195	20.834	22.781	20.903
7	14:30:32.620	1:05.117	+0.921	21.175	23.021	20.921	9	14:32:42.020	1:04.526	+0.203	20.790	22.846	20.890
8	14:31:37.025	1:04.405	+0.209	20.751	22.683	20.971	10	14:33:47.078	1:05.058	+0.735	20.781	23.181	21.096
9	14:32:41.653	1:04.628	+0.432	20.800	22.915	20.913	11	14:34:52.644	1:05.566	+1.243	21.221	23.345	21.000
10	14:33:46.994	1:05.341	+1.145	20.988	22.999	21.354	12	14:35:57.070	1:04.426	+0.103	20.665	22.794	20.967
11	14:34:51.650	1:04.656	+0.402	20.908	22.811	20.937	13	14:37:02.187	1:05.117	+0.794	21.080	23.041	20.996
12	14:35:55.995	1:04.345	+0.149	20.768	22.659	20.918	14	14:38:07.663	1:05.476	+1.153	20.900	23.043	21.533
13	14:37:00.369	1:04.374	+0.178	20.747	22.663	20.964	(319) Xavier Pozzoli						
14	14:38:05.581	1:05.212	+1.016	20.928	23.121	21.163	1	14:24:01.299	1:07.089	+2.562	22.970	23.169	20.950
(307) Lukasz Bartoszuk							2	14:25:06.115	1:04.816	+0.289	21.110	22.797	20.909
1	14:24:04.083	1:09.808	+5.658	24.706	23.794	21.308	3	14:26:10.941	1:04.826	+0.299	21.029	22.791	21.006
2	14:25:08.446	1:04.363	+0.213	20.786	22.691	20.886	4	14:27:15.800	1:04.859	+0.332	21.193	22.744	20.922
3	14:26:12.836	1:04.390	+0.240	20.662	22.888	20.840	5	14:28:20.886	1:05.086	+0.559	21.434	22.791	20.861
4	14:27:18.732	1:05.896	+1.746	21.800	23.222	20.874	6	14:29:27.730	1:06.844	+2.317	22.729	23.206	20.909
5	14:28:22.882	1:04.150		20.712	22.657	20.781	7	14:30:32.864	1:05.134	+0.607	21.027	23.076	21.031
6	14:29:27.405	1:04.523	+0.373	20.815	22.738	20.970	8	14:31:37.645	1:04.781	+0.254	21.163	22.669	20.949
7	14:30:32.421	1:05.016	+0.866	21.191	22.765	21.060	9	14:32:42.419	1:04.774	+0.247	21.110	22.757	20.907
8	14:31:36.790	1:04.369	+0.219	20.743	22.735	20.891	10	14:33:47.603	1:05.184	+0.657	21.178	23.022	20.984
9	14:32:41.318	1:04.528	+0.378	20.858	22.735	20.935	11	14:34:53.002	1:05.399	+0.872	21.207	23.114	21.078
10	14:33:46.177	1:04.859	+0.709	20.824	23.053	20.982	12	14:35:57.529	1:04.527		20.912	22.675	20.940
11	14:34:50.836	1:04.659	+0.509	20.874	22.869	20.916	13	14:37:02.571	1:05.042	+0.515	21.262	22.832	20.948
12	14:35:55.375	1:04.539	+0.389	20.930	22.678	20.931	14	14:38:08.040	1:05.469	+0.942	21.250	22.983	21.236
13	14:36:59.915	1:04.540	+0.390	20.829	22.673	21.038	(289) Brett Ward						
14	14:38:05.939	1:06.024	+1.874	21.416	23.390	21.218	1	14:24:04.249	1:09.207	+4.696	24.265	23.693	21.249
(204) Martin Mortensen							2	14:25:09.357	1:05.108	+0.597	21.603	22.670	20.835
1	14:24:01.240	1:07.184	+2.831	22.859	23.344	20.981	3	14:26:14.344	1:04.987	+0.476	21.272	22.800	20.915
2	14:25:06.820	1:05.580	+1.227	21.502	23.138	20.940	4	14:27:19.496	1:05.152	+0.641	20.891	23.317	20.944
3	14:26:11.339	1:04.519	+0.166	20.772	22.750	20.997	5	14:28:24.173	1:04.677	+0.166	21.053	22.726	20.898
4	14:27:15.951	1:04.612	+0.259	20.973	22.713	20.926	6	14:29:28.920	1:04.747	+0.236	20.961	22.824	20.962





Rotax Euro Challenge 2014 Zuera/Spain

Rotax Seniors

Zuera 1,699 Km

Final

20.07.2014 14:15

Race (14 Laps) started at 14:22:53

Lap	Time of Day	Lap Tm	Diff	S1 Tm	S2 Tm	S3 Tm	Lap	Time of Day	Lap Tm	Diff	S1 Tm	S2 Tm	S3 Tm
7	14:30:33.431	1:04.511		20.792	22.732	20.987	9	14:32:48.645	1:04.600	+0.165	20.886	22.697	21.017
8	14:31:38.048	1:04.617	+0.106	20.806	22.815	20.996	10	14:33:53.298	1:04.653	+0.218	20.864	22.695	21.094
9	14:32:42.828	1:04.780	+0.269	21.020	22.788	20.972	11	14:34:58.046	1:04.748	+0.313	20.927	22.695	21.126
10	14:33:47.505	1:04.677	+0.166	20.837	22.864	20.976	12	14:36:02.743	1:04.697	+0.262	20.939	22.661	21.097
11	14:34:52.900	1:05.395	+0.884	21.195	23.138	21.062	13	14:37:07.486	1:04.743	+0.308	21.021	22.675	21.047
12	14:35:57.991	1:05.091	+0.580	21.222	22.835	21.034	14	14:38:12.371	1:04.885	+0.450	21.050	22.685	21.150
13	14:37:02.974	1:04.983	+0.472	20.929	22.933	21.121							
14	14:38:08.151	1:05.177	+0.666	20.980	23.044	21.153							
(283) Jonathan Aberdein							(255) Michael Cool						
1	14:24:04.995	1:09.468	+5.242	24.243	23.531	21.694	1	14:24:05.017	1:10.076	+5.339	25.202	23.645	21.229
2	14:25:10.957	1:05.962	+1.736	21.692	23.121	21.149	2	14:25:11.014	1:05.997	+1.260	21.162	23.514	21.321
3	14:26:17.260	1:06.303	+2.077	21.818	23.225	21.260	3	14:26:17.113	1:06.099	+1.362	21.606	23.299	21.194
4	14:27:23.296	1:06.036	+1.810	21.759	23.086	21.191	4	14:27:22.366	1:05.253	+0.516	20.898	22.993	21.362
5	14:28:27.896	1:04.600	+0.374	20.687	22.817	21.096	5	14:28:28.167	1:05.801	+1.064	21.246	23.121	21.434
6	14:29:32.405	1:04.509	+0.283	20.662	22.775	21.072	6	14:29:33.995	1:05.828	+1.091	21.601	23.202	21.025
7	14:30:36.689	1:04.284	+0.058	20.605	22.660	21.019	7	14:30:39.374	1:05.379	+0.642	20.868	23.264	21.247
8	14:31:40.931	1:04.242	+0.016	20.669	22.635	20.938	8	14:31:44.730	1:05.356	+0.619	21.343	22.907	21.106
9	14:32:45.197	1:04.266	+0.040	20.658	22.644	20.964	9	14:32:49.467	1:04.737		20.861	22.897	20.979
10	14:33:50.741	1:05.544	+1.318	21.409	23.098	21.037	10	14:33:54.229	1:04.762	+0.025	20.825	22.912	21.025
11	14:34:54.967	1:04.226		20.688	22.604	20.934	11	14:34:59.297	1:05.068	+0.331	20.814	22.945	21.309
12	14:35:59.221	1:04.254	+0.028	20.631	22.652	20.971	12	14:36:04.822	1:05.525	+0.788	21.050	23.208	21.267
13	14:37:03.598	1:04.377	+0.151	20.633	22.647	21.097	13	14:37:09.759	1:04.937	+0.200	20.800	22.931	21.206
14	14:38:09.097	1:05.499	+1.273	21.574	22.902	21.023	14	14:38:14.730	1:04.971	+0.234	20.923	22.864	21.184
(260) Sam Smelt							(230) Alessandro Trombelli						
1	14:24:05.109	1:08.973	+4.519	24.101	23.727	21.145	1	14:24:03.611		+4.160	23.990	23.520	21.109
2	14:25:10.489	1:05.380	+0.926	21.208	23.210	20.962	2	14:25:08.070	1:04.459		20.781	22.709	20.969
3	14:26:15.144	1:04.655	+0.201	20.875	22.809	20.971	3	14:26:12.685	1:04.615	+0.156	20.801	22.786	21.028
4	14:27:19.932	1:04.788	+0.334	20.917	22.815	21.056	4	14:27:19.403	1:06.718	+2.259	22.025	23.685	21.008
5	14:28:24.386	1:04.454		20.789	22.735	20.930	5	14:28:24.032	1:04.629	+0.170	20.886	22.731	21.012
6	14:29:29.517	1:05.131	+0.677	21.298	22.854	20.979	6	14:29:29.270	1:05.238	+0.779	21.242	22.859	21.137
7	14:30:34.139	1:04.622	+0.168	20.836	22.738	21.048	7	14:30:33.986	1:04.716	+0.257	20.885	22.699	21.132
8	14:31:39.565	1:05.426	+0.972	21.520	22.835	21.071	8	14:31:39.934	1:05.948	+1.489	21.678	23.085	21.185
9	14:32:44.303	1:04.738	+0.284	20.850	22.815	21.073	9	14:32:44.967	1:05.033	+0.574	20.947	22.931	21.155
10	14:33:49.100	1:04.797	+0.343	20.883	22.807	21.107	10	14:33:51.021	1:06.054	+1.595	21.566	23.072	21.416
11	14:34:53.921	1:04.821	+0.367	20.881	22.798	21.142	11	14:34:56.009	1:04.988	+0.529	20.990	22.818	21.180
12	14:35:58.548	1:04.627	+0.173	20.817	22.735	21.075	12	14:36:01.402	1:05.393	+0.934	21.262	22.872	21.259
13	14:37:03.460	1:04.912	+0.458	20.880	22.906	21.126	13	14:37:06.589	1:05.187	+0.728	21.122	22.802	21.263
14	14:38:09.580	1:06.120	+1.666	21.692	23.278	21.150	14	14:38:11.889	1:05.300	+0.841	21.171	22.885	21.244
(225) Constantin Schoell							(286) Victor Oberg						
1	14:24:09.546	1:15.193	+10.706	30.778	23.389	21.026	1	14:24:05.698	1:10.581	+5.881	25.523	24.009	21.049
2	14:25:14.265	1:04.719	+0.232	20.790	22.994	20.935	2	14:25:11.169	1:05.471	+0.771	21.402	22.875	21.194
3	14:26:18.981	1:04.716	+0.229	20.884	22.966	20.866	3	14:26:18.958	1:07.789	+3.089	23.324	23.503	20.962
4	14:27:23.468	1:04.487		20.778	22.785	20.924	4	14:27:23.895	1:04.937	+0.237	21.253	22.778	20.906
5	14:28:28.398	1:04.930	+0.443	20.825	23.166	20.939	5	14:28:28.673	1:04.778	+0.078	21.082	22.777	20.919
6	14:29:33.267	1:04.869	+0.382	21.050	22.894	20.925	6	14:29:34.130	1:05.457	+0.757	21.344	23.089	21.024
7	14:30:37.872	1:04.605	+0.118	20.726	22.915	20.964	7	14:30:41.031	1:06.901	+2.201	21.125	24.286	21.490
8	14:31:42.406	1:04.534	+0.047	20.757	22.835	20.942	8	14:31:45.868	1:04.837	+0.137	21.150	22.768	20.919
9	14:32:47.013	1:04.607	+0.120	20.781	22.859	20.967	9	14:32:50.661	1:04.793	+0.093	21.051	22.784	20.958
10	14:33:51.575	1:04.562	+0.075	20.827	22.819	20.916	10	14:33:55.641	1:04.980	+0.280	21.236	22.769	20.975
11	14:34:56.070	1:04.495	+0.008	20.781	22.754	20.960	11	14:35:00.560	1:04.919	+0.219	21.044	22.817	21.058
12	14:36:00.835	1:04.765	+0.278	20.941	22.841	20.983	12	14:36:05.260	1:04.700		20.997	22.760	20.943
13	14:37:05.585	1:04.750	+0.263	20.828	22.886	21.036	13	14:37:10.511	1:05.251	+0.551	21.300	22.902	21.049
14	14:38:10.366	1:04.781	+0.294	20.911	22.835	21.035	14	14:38:15.290	1:04.779	+0.079	20.942	22.816	21.021
(327) Jack Aitken							(228) Nicolas Picot						
1	14:24:11.084	1:16.629	+12.194	32.506	22.900	21.223	1	14:24:06.140	1:11.343	+6.618	25.366	24.787	21.190
2	14:25:15.734	1:04.650	+0.215	20.844	22.756	21.050	2	14:25:12.695	1:06.555	+1.830	21.950	23.523	21.082
3	14:26:20.523	1:04.789	+0.354	20.963	22.729	21.097	3	14:26:18.135	1:05.440	+0.715	21.138	23.087	21.215
4	14:27:25.212	1:04.689	+0.254	20.931	22.741	21.017	4	14:27:23.386	1:05.251	+0.526	20.949	22.922	21.380
5	14:28:29.647	1:04.435		20.804	22.696	20.935	5	14:28:28.530	1:05.144	+0.419	20.774	23.405	20.965
6	14:29:34.413	1:04.766	+0.331	20.785	22.929	21.052	6	14:29:33.733	1:05.203	+0.478	21.166	23.024	21.013
7	14:30:39.430	1:05.017	+0.582	20.780	23.191	21.046	7	14:30:39.543	1:05.810	+1.085	21.183	23.534	21.093
8	14:31:44.045	1:04.615	+0.180	20.758	22.700	21.157	8	14:31:44.657	1:05.114	+0.389	21.091	22.921	21.102
							9	14:32:50.154	1:05.497	+0.772	21.490	23.068	20.939
							10	14:33:54.879	1:04.725		20.904	22.864	20.957

Timekeeping M. Wagner:

Clerk of the course Thomas Lainer:

www.mylaps.com

Steward Horst Seidel:

Chief Scrutineer Paul Klaassen:

Licensed to: Motorsport Events



Rotax Euro Challenge 2014 Zuera/Spain

Rotax Seniors

Zuera 1,699 Km

Final

20.07.2014 14:15

Race (14 Laps) started at 14:22:53

Lap	Time of Day	Lap Tm	Diff	S1 Tm	S2 Tm	S3 Tm	Lap	Time of Day	Lap Tm	Diff	S1 Tm	S2 Tm	S3 Tm	
11	14:34:59.642	1:04.763	+0.038	20.874	22.857	21.032	13	14:37:15.994	1:05.026	+0.619	21.122	22.768	21.136	
12	14:36:04.963	1:05.321	+0.596	20.940	23.334	21.047	14	14:38:21.447	1:05.453	+1.046	21.014	23.136	21.303	
13	14:37:10.721	1:05.758	+1.033	21.726	23.010	21.022								
14	14:38:15.501	1:04.780	+0.055	20.897	22.839	21.044								
(308) Dionisios Marcu							(220) Abdullah Al Rawahi							
1	14:24:06.225	1:10.261	+5.469	24.541	24.608	21.112	1	14:24:25.843	1:31.423	+26.519	46.380	23.849	21.194	
2	14:25:11.927	1:05.702	+0.910	21.713	22.912	21.077	2	14:25:31.057	1:05.214	+0.310	21.083	22.926	21.205	
3	14:26:17.316	1:05.389	+0.597	21.454	22.944	20.991	3	14:26:36.077	1:05.020	+0.116	21.026	22.902	21.092	
4	14:27:22.478	1:05.162	+0.370	21.276	22.789	21.097	4	14:27:41.175	1:05.098	+0.194	21.247	22.794	21.057	
5	14:28:28.095	1:05.617	+0.825	21.052	23.237	21.328	5	14:28:46.079	1:04.904		21.122	22.744	21.038	
6	14:29:34.476	1:06.381	+1.589	22.037	23.371	20.973	6	14:29:51.023	1:04.944	+0.040	21.090	22.802	21.052	
7	14:30:39.827	1:05.351	+0.559	20.870	23.421	21.060	7	14:30:56.058	1:05.035	+0.131	21.055	22.834	21.146	
8	14:31:44.961	1:05.134	+0.342	20.997	23.026	21.111	8	14:32:01.120	1:05.062	+0.158	21.137	22.850	21.075	
9	14:32:49.807	1:04.846	+0.054	21.117	22.756	20.973	9	14:33:06.491	1:05.371	+0.467	21.151	23.113	21.107	
10	14:33:54.599	1:04.792		20.887	22.750	21.155	10	14:34:11.437	1:04.946	+0.042	21.050	22.848	21.048	
11	14:34:59.419	1:04.820	+0.028	20.865	22.808	21.147	11	14:35:16.548	1:05.111	+0.207	21.131	22.877	21.103	
12	14:36:04.907	1:05.488	+0.696	20.969	23.415	21.104	12	14:36:21.536	1:04.988	+0.084	21.108	22.686	21.194	
13	14:37:10.982	1:06.075	+1.283	21.867	23.089	21.119	13	14:37:27.198	1:05.662	+0.758	21.363	23.033	21.266	
14	14:38:15.932	1:04.950	+0.158	20.911	22.784	21.255	14	14:38:32.812	1:05.614	+0.710	21.340	22.982	21.292	
(218) Petr Bezel							(210) Luke Varley							
1	14:24:06.525	1:11.744	+7.007	27.174	23.507	21.063	1	14:24:01.054	1:06.924	+2.566	22.973	23.051	20.900	
2	14:25:12.428	1:05.903	+1.166	21.559	23.336	21.008	2	14:25:05.597	1:04.543	+0.185	20.715	22.965	20.863	
3	14:26:22.298	1:09.870	+5.133	24.253	24.349	21.268	3	14:26:11.051	1:05.454	+1.096	21.198	22.862	21.394	
4	14:27:27.482	1:05.184	+0.447	21.164	22.765	21.255	4	14:27:16.405	1:05.354	+0.996	21.704	22.809	20.841	
5	14:28:32.249	1:04.767	+0.030	20.928	22.686	21.153	5	14:28:21.841	1:05.436	+1.078	21.226	23.302	20.908	
6	14:29:37.087	1:04.838	+0.101	20.918	22.743	21.177	6	14:29:26.999	1:05.158	+0.800	21.228	23.071	20.859	
7	14:30:42.001	1:04.914	+0.177	20.958	22.810	21.146	7	14:30:31.657	1:04.658	+0.300	21.042	22.771	20.845	
8	14:31:46.738	1:04.737		20.881	22.689	21.167	8	14:31:36.015	1:04.358		20.818	22.675	20.865	
9	14:32:51.566	1:04.828	+0.091	20.941	22.733	21.154	9	14:32:40.948	1:04.933	+0.575	21.150	22.932	20.851	
10	14:33:56.451	1:04.885	+0.148	20.966	22.741	21.178	10	14:33:46.856	1:05.908	+1.550	21.131	23.711	21.066	
11	14:35:01.318	1:04.867	+0.130	20.911	22.752	21.204	(226) Jessica Backman							
12	14:36:06.373	1:05.055	+0.318	20.994	22.827	21.234	1	14:24:05.833	1:10.372	+4.932	24.956	24.412	21.004	
13	14:37:11.454	1:05.081	+0.344	21.114	22.777	21.190	2	14:25:11.273	1:05.440		21.352	22.888	21.200	
14	14:38:16.635	1:05.181	+0.444	21.107	22.787	21.287								
(248) Philip Vollstedt														
1	14:24:19.456	1:24.464	+20.023	39.715	23.647	21.102								
2	14:25:24.254	1:04.798	+0.357	20.839	22.863	21.096								
3	14:26:28.850	1:04.596	+0.155	20.777	22.826	20.993								
4	14:27:33.566	1:04.716	+0.275	20.954	22.778	20.984								
5	14:28:38.138	1:04.572	+0.131	20.801	22.767	21.004								
6	14:29:42.579	1:04.441		20.774	22.734	20.933								
7	14:30:47.236	1:04.657	+0.216	20.815	22.791	21.051								
8	14:31:52.131	1:04.895	+0.454	20.886	22.925	21.084								
9	14:32:56.716	1:04.585	+0.144	20.791	22.848	20.946								
10	14:34:01.269	1:04.553	+0.112	20.854	22.673	21.026								
11	14:35:05.831	1:04.562	+0.121	20.797	22.747	21.018								
12	14:36:10.422	1:04.591	+0.150	20.786	22.723	21.082								
13	14:37:15.198	1:04.776	+0.335	20.949	22.778	21.049								
14	14:38:19.846	1:04.648	+0.207	20.870	22.753	21.025								
(306) Max Aitken														
1	14:24:03.183	1:08.559	+4.152	23.931	23.579	21.049								
2	14:25:07.782	1:04.599	+0.192	20.738	22.836	21.025								
3	14:26:12.356	1:04.574	+0.167	20.821	22.841	20.912								
4	14:27:17.354	1:04.998	+0.591	20.889	23.120	20.989								
5	14:28:22.098	1:04.744	+0.337	20.871	22.931	20.942								
6	14:29:26.637	1:04.539	+0.132	20.776	22.740	21.023								
7	14:30:44.087	1:17.450	+13.043	21.687	22.928	32.835								
8	14:31:52.654	1:08.567	+4.160	21.655	25.931	20.981								
9	14:32:57.061	1:04.407		20.703	22.802	20.902								
10	14:34:01.694	1:04.633	+0.226	21.013	22.633	20.987								
11	14:35:06.364	1:04.670	+0.263	20.917	22.772	20.981								
12	14:36:10.968	1:04.604	+0.197	20.812	22.696	21.096								

Timekeeping M. Wagner:



Clerk of the course Thomas Lainer:

www.mylaps.com

Steward Horst Seidel:

Chief Scrutineer Paul Klaassen:

Licensed to: Motorsport Events