



# Rotax Euro Challenge 2014 Genk

Rotax Juniors

Genk / Belgium 1,360 Km

Free Practice 1 Even Numbers

04.04.2014 11:20

Practice (7:00 Time) started at 11:22:05

Pos	No.	Name	Nat.	Chassis	Race Team	Laps	Best Tm	Diff	Gap	In Lap	km/h
1	66	Jarno Opmeer	NLD	Maddox	Maddox Team	6	1:13.772			6	66,367
2	62	Richard Verschoor	NLD	FA Kart	Team TKP	6	1:14.786	1.014	1.014	4	65,467
3	50	Leonard Hoogenboom	NLD	Alonso	Dan Holland Racing	6	1:15.015	1.243	0.229	6	65,267
4	30	Oliver York	GBR	Tonykart	Strawberry Racing	6	1:15.018	1.246	0.003	6	65,264
5	36	Alex Quinn	GBR	Tonykart	Coles Racing	6	1:15.042	1.270	0.024	5	65,243
6	70	Felix Warge	BEL	Tonykart	Marc Warge	6	1:15.075	1.303	0.033	6	65,215
7	34	Zak Fulk	GBR	Tonykart	Coles Racing	6	1:15.077	1.305	0.002	5	65,213
8	86	Marcus Armstrong	NZL	Alonso	Dan Holland Racing	6	1:15.127	1.355	0.050	6	65,170
9	76	Sandy Mitchell	GBR	Tonykart	RL Racing Dept UK	6	1:15.140	1.368	0.013	4	65,158
10	26	Finlay Hutchison	GBR	Tonykart	Strawberry Racing	6	1:15.164	1.392	0.024	6	65,138
11	94	Max Hofer	AUT	Birel	KMS - Birel Motorsport	6	1:15.209	1.437	0.045	5	65,099
12	98	Berkay Besler	TUR	Kosmic	DNR Racing	6	1:15.220	1.448	0.011	1	65,089
13	8	Thomas Preining	AUT	FA Kart	Team TKP	6	1:15.495	1.723	0.275	5	64,852
14	58	Dzianis Slavinski	BLR	Tonykart	M-Racing	6	1:15.696	1.924	0.201	6	64,680
15	68	Lars Olofsen	BEL	Tonykart	Bouvin Power	6	1:15.766	1.994	0.070	6	64,620
16	90	Adrien Renaudin	FRA	Sodikart	KPR	6	1:15.786	2.014	0.020	4	64,603
17	64	Luc Willemse	NLD	FA Kart	Team TKP	6	1:15.800	2.028	0.014	6	64,591
18	96	Marvin Pionke	DEU	Tonykart	RS Competition	6	1:15.834	2.062	0.034	3	64,562
19	18	Hugo Chevalier	FRA	Tonykart	RK Competition	6	1:15.934	2.162	0.100	4	64,477
20	40	Nick Dunker	NLD	Alonso	Dreamteam Racing	5	1:16.044	2.272	0.110	4	64,384
21	16	Jean-Baptiste Simmen	FRA	Tonykart	Jana Racing	6	1:16.074	2.302	0.030	6	64,358
22	32	Jordan Brown-Nutley	GBR	Tonykart	Coles Racing	5	1:16.302	2.530	0.228	5	64,166
23	44	Tristan Charpentier	FRA	OTK	DSS	5	1:16.348	2.576	0.046	5	64,127
24	12	Rinus van Kalmthout	NLD	Alonso	VF Racing	6	1:16.371	2.599	0.023	4	64,108
25	22	Jakub Bezel	CZE	MS Kart	MS Kart Racing Team	6	1:16.447	2.675	0.076	4	64,044
26	84	Maciej Chrupek	POL	CRG	JR Racing	5	1:16.565	2.793	0.118	4	63,946
27	88	Mick Wishofer	AUT	Birel	KMS - Birel Motorsport	6	1:16.606	2.834	0.041	6	63,911
28	80	Eric Stahl	BEL	Alonso	G-Star Raw Racing Team	6	1:16.629	2.857	0.023	4	63,892
29	74	Yannick Brandt	CHE	Kosmic	Spirit Racing	6	1:16.692	2.920	0.063	5	63,840
30	24	Dennis Mavlanov	RUS	TBA	Daems Racing	5	1:16.738	2.966	0.046	3	63,802
31	46	Perdana Minang	IDN	Kosmic	Aim Motorsport/RedWhite F	6	1:17.094	3.322	0.356	5	63,507
32	82	Charles Andersen	SWE	Kosmic	Kristian Andersen	5	1:17.189	3.417	0.095	4	63,429
33	78	Huib van Eijndhoven	NLD	Tonykart	Hugo Motorsport	5	1:17.620	3.848	0.431	5	63,077
34	20	Lewis Kent	GBR	Tonykart	Coles Racing	6	1:17.686	3.914	0.066	4	63,023
35	92	Aiden Keel	USA	Birel	KMS - Birel Motorsport	5	1:18.979	5.207	1.293	5	61,991
36	72	Toni Toikka	FIN	Tonykart	MPT Racing					0	-

Timekeeping I. and M. Wagner:



Clerk of the course Thomas Lainer:

Steward (Chairman) Horst Seidel:

Chief Scrutineer Paul Klaassen:

[www.mylaps.com](http://www.mylaps.com)  
Licensed to: Motorsport Events



# Rotax Euro Challenge 2014 Genk

## Rotax Juniors

Genk / Belgium 1,360 Km

### Free Practice 1 Even Numbers

04.04.2014 11:20

Practice (7:00 Time) started at 11:22:05

Lap	Time of Day	Lap Tm	Diff	S1 Tm	S2 Tm	S3 Tm	Lap	Time of Day	Lap Tm	Diff	S1 Tm	S2 Tm	S3 Tm
<b>(66) Jarno Opmeer</b>													
1	11:23:44.520	1:16.481	+2.709	30.097	23.867	22.517	1	11:23:59.079	1:22.793	+7.653	33.073	23.834	25.886
2	11:24:59.741	1:15.221	+1.449	29.684	22.850	22.687	2	11:25:15.789	1:16.710	+1.570	30.500	23.520	22.690
3	11:26:14.485	1:14.744	+0.972	29.765	22.778	22.201	3	11:26:32.246	1:16.457	+1.317	29.731	24.167	22.559
4	11:27:28.422	1:13.937	+0.165	29.438	22.543	21.956	4	11:27:47.386	1:15.140		29.770	22.910	22.460
5	11:28:42.560	1:14.138	+0.366	29.512	22.725	21.901	5	11:29:03.167	1:15.781	+0.641	29.672	23.105	23.004
6	11:29:56.332	1:13.772		29.453	22.357	21.962	6	11:30:18.813	1:15.646	+0.506	29.968	23.176	22.502
<b>(62) Richard Verschoor</b>													
1	11:23:37.925	1:17.326	+2.540	31.051	23.479	22.796	1	11:23:51.175	1:28.582	+13.418	41.637	23.873	23.072
2	11:24:53.418	1:15.493	+0.707	30.053	23.195	22.245	2	11:25:07.606	1:16.431	+1.267	30.487	23.356	22.588
3	11:26:08.280	1:14.862	+0.076	29.770	22.868	22.224	3	11:26:22.020	1:15.414	+0.250	29.981	23.063	22.370
4	11:27:23.066	1:14.786		29.584	23.019	22.183	4	11:27:39.375	1:16.355	+1.191	29.955	23.697	22.703
5	11:28:37.853	1:14.787	+0.001	29.719	22.703	22.365	5	11:28:55.616	1:16.241	+1.077	30.127	23.612	22.502
6	11:29:52.956	1:15.103	+0.317	29.909	23.065	22.129	6	11:30:10.780	1:15.164		29.577	23.107	22.480
<b>(50) Leonard Hoogenboom</b>													
1	11:23:53.294	1:18.013	+2.998	30.959	24.176	22.878	1	11:23:49.912	1:19.798	+4.589	32.316	23.511	23.971
2	11:25:11.145	1:17.851	+2.836	30.313	24.390	23.148	2	11:25:06.051	1:16.139	+0.930	30.270	23.300	22.569
3	11:26:27.536	1:16.391	+1.376	29.874	23.817	22.700	3	11:26:22.005	1:15.954	+0.745	30.108	23.045	22.801
4	11:27:42.955	1:15.419	+0.404	29.632	23.076	22.711	4	11:27:38.074	1:16.069	+0.860	30.451	23.033	22.585
5	11:28:59.528	1:16.573	+1.558	29.699	24.197	22.677	5	11:28:53.283	1:15.209		29.806	22.895	22.508
6	11:30:14.543	1:15.015		29.526	23.109	22.380	6	11:30:09.051	1:15.768	+0.559	29.926	23.685	22.157
<b>(30) Oliver York</b>													
1	11:23:57.466	1:17.768	+2.750	31.042	23.838	22.888	1	11:24:02.884	1:15.220		29.699	22.882	22.639
2	11:25:14.171	1:16.705	+1.687	30.443	23.455	22.807	2	11:25:18.825	1:15.941	+0.721	29.703	23.564	22.674
3	11:26:30.358	1:16.187	+1.169	30.216	23.222	22.749	3	11:26:34.446	1:15.621	+0.401	29.430	23.592	22.599
4	11:27:46.384	1:16.026	+1.008	30.068	23.222	22.736	4	11:27:50.047	1:15.601	+0.381	29.738	23.237	22.626
5	11:29:01.745	1:15.361	+0.343	30.050	22.920	22.391	5	11:29:05.316	1:15.269	+0.049	29.940	23.089	22.240
6	11:30:16.763	1:15.018		29.674	22.871	22.473	6	11:30:21.186	1:15.870	+0.650	30.048	23.145	22.677
<b>(36) Alex Quinn</b>													
1	11:23:42.218	1:20.943	+5.901	31.992	24.506	24.445	1	11:23:56.070	1:19.094	+3.599	31.500	24.062	23.532
2	11:24:58.251	1:16.033	+0.991	30.112	23.004	22.917	2	11:25:16.273	1:20.203	+4.708	32.961	23.929	23.313
3	11:26:14.996	1:16.745	+1.703	29.892	23.791	23.062	3	11:26:33.319	1:17.046	+1.551	30.223	23.679	23.144
4	11:27:30.673	1:15.677	+0.635	29.566	23.123	22.988	4	11:27:49.475	1:16.156	+0.661	29.896	23.319	22.941
5	11:28:45.715	1:15.042		29.544	22.792	22.706	5	11:29:04.970	1:15.495		29.743	23.127	22.625
6	11:30:01.768	1:16.053	+1.011	30.693	22.744	22.616	6	11:30:21.505	1:16.535	+1.040	30.194	23.270	23.071
<b>(70) Felix Warge</b>													
1	11:23:38.767	1:19.588	+4.513	32.167	24.422	22.999	1	11:23:45.737	1:21.489	+5.793	32.609	24.943	23.937
2	11:24:55.563	1:16.796	+1.721	30.347	23.642	22.807	2	11:25:03.595	1:17.858	+2.162	30.661	23.532	23.665
3	11:26:11.769	1:16.206	+1.131	30.233	23.215	22.758	3	11:26:19.517	1:15.922	+0.226	30.068	23.104	22.750
4	11:27:42.772	1:31.003	+15.928	30.014	38.092	22.897	4	11:27:35.235	1:15.718	+0.022	29.705	23.372	22.641
5	11:28:59.048	1:16.276	+1.201	30.184	23.550	22.542	5	11:28:54.065	1:18.830	+3.134	31.093	23.332	24.405
6	11:30:14.123	1:15.075		29.606	23.046	22.423	6	11:30:09.761	1:15.696		30.061	23.214	22.421
<b>(34) Zak Fulk</b>													
1	11:23:51.942	1:17.743	+2.666	30.957	23.744	23.042	1	11:23:56.664	1:19.177	+3.411	31.496	24.269	23.412
2	11:25:08.395	1:16.453	+1.376	30.245	23.331	22.877	2	11:25:15.270	1:18.606	+2.840	31.222	23.937	23.447
3	11:26:23.764	1:15.369	+0.292	29.539	23.323	22.507	3	11:26:33.833	1:18.563	+2.797	30.310	24.370	23.883
4	11:27:39.648	1:15.884	+0.807	29.632	23.384	22.868	4	11:27:49.609	1:15.776	+0.010	29.838	23.418	22.520
5	11:28:54.725	1:15.077		29.458	23.157	22.462	5	11:29:06.181	1:16.572	+0.806	30.656	23.418	22.498
6	11:30:10.237	1:15.512	+0.435	29.488	23.324	22.700	6	11:30:21.947	1:15.766		29.426	23.361	22.979
<b>(86) Marcus Armstrong</b>													
1	11:23:48.715	1:18.316	+3.189	31.253	23.260	23.803	1	11:23:42.177	1:20.795	+5.009	32.416	24.949	23.430
2	11:25:05.302	1:16.587	+1.460	29.951	24.262	22.374	2	11:25:00.077	1:17.900	+2.114	30.976	23.635	23.289
3	11:26:20.610	1:15.308	+0.181	29.774	22.902	22.632	3	11:26:16.418	1:16.341	+0.555	30.122	23.432	22.787
4	11:27:35.810	1:15.200	+0.073	29.990	22.698	22.512	4	11:27:32.204	1:15.786		29.992	23.143	22.651
5	11:28:51.370	1:15.560	+0.433	30.271	23.177	22.112	5	11:28:48.404	1:16.200	+0.414	29.977	23.307	22.916
6	11:30:06.497	1:15.127		29.785	22.885	22.457	6	11:30:04.358	1:15.954	+0.168	30.241	23.032	22.681
<b>(76) Sandy Mitchell</b>													
1	11:23:45.490	1:24.293	+8.493	32.341	28.575	23.377	1	11:23:45.490	1:24.293	+8.493	32.341	28.575	23.377
2	11:25:03.477	1:17.987	+2.187	30.577	24.117	23.293	2	11:25:03.477	1:17.987	+2.187	30.577	24.117	23.293

Timekeeping I. and M. Wagner:



Clerk of the course Thomas Lainer:

www.mylaps.com

Steward (Chairman) Horst Seidel:

Chief Scrutineer Paul Klaassen:

Licensed to: Motorsport Events



# Rotax Euro Challenge 2014 Genk

## Rotax Juniors

Genk / Belgium 1,360 Km

### Free Practice 1 Even Numbers

04.04.2014 11:20

### Practice (7:00 Time) started at 11:22:05

Lap	Time of Day	Lap Tm	Diff	S1 Tm	S2 Tm	S3 Tm	Lap	Time of Day	Lap Tm	Diff	S1 Tm	S2 Tm	S3 Tm
<b>(96) Marvin Pionke</b>													
1	11:23:55.779	1:18.546	+2.712	31.459	23.768	23.319	1	11:23:51.711	1:23.048	+6.483	34.700	24.622	23.726
2	11:25:13.279	1:17.500	+1.666	30.329	24.135	23.036	2	11:25:43.437	1:51.726	+35.161	31.744	55.204	24.778
3	11:26:29.113	1:15.834		29.886	23.349	22.599	3	11:27:01.309	1:17.872	+1.307	31.027	23.841	23.004
4	11:27:45.419	1:16.306	+0.472	30.053	23.593	22.660	4	11:28:17.874	1:16.565		30.259	23.534	22.772
5	11:29:01.259	1:15.840	+0.006	30.135	23.041	22.664	5	11:29:35.066	1:17.192	+0.627	30.615	23.901	22.676
6	11:30:17.263	1:16.004	+0.170	30.436	22.844	22.724							
<b>(18) Hugo Chevalier</b>													
1	11:23:55.029	1:18.541	+2.607	30.993	24.840	22.708							
2	11:25:12.407	1:17.378	+1.444	30.420	24.296	22.662							
3	11:26:28.580	1:16.173	+0.239	30.379	23.449	22.345							
4	11:27:44.514	1:15.934		30.103	23.146	22.685							
5	11:29:01.075	1:16.561	+0.627	30.206	23.247	22.108							
6	11:30:17.478	1:16.403	+0.469	31.056	22.722	22.625							
<b>(40) Nick Dunker</b>													
1	11:24:08.160	1:32.665	+16.621	44.269	25.055	23.341							
2	11:25:25.824	1:17.664	+1.620	30.302	24.089	23.273							
3	11:26:42.139	1:16.315	+0.271	29.908	23.574	22.833							
4	11:27:58.183	1:16.044		29.526	23.621	22.897							
5	11:29:14.380	1:16.197	+0.153	29.669	23.460	23.068							
<b>(16) Jean-Baptiste Simmenauer</b>													
1	11:23:46.208	1:18.705	+2.631	31.475	23.935	23.295							
2	11:25:03.762	1:17.554	+1.480	30.616	23.634	23.304							
3	11:26:21.038	1:17.276	+1.202	31.042	23.483	22.751							
4	11:27:38.407	1:17.369	+1.295	31.065	23.281	23.023							
5	11:28:57.317	1:18.910	+2.836	30.937	24.046	23.927							
6	11:30:13.391	1:16.074		30.246	23.153	22.675							
<b>(32) Jordan Brown-Nutley</b>													
1	11:24:01.643	1:35.212	+18.910	35.433	23.614	36.165							
2	11:25:19.406	1:17.763	+1.461	31.036	23.777	22.950							
3	11:26:35.881	1:16.475	+0.173	30.260	23.556	22.659							
4	11:27:52.756	1:16.875	+0.573	29.959	23.838	23.078							
5	11:29:09.058	1:16.302		30.307	23.429	22.566							
<b>(44) Tristan Charpentier</b>													
1	11:24:01.227	1:19.356	+3.008	30.840	24.987	23.529							
2	11:25:19.694	1:18.467	+2.119	30.336	24.765	23.366							
3	11:26:36.638	1:16.944	+0.596	30.056	23.958	22.930							
4	11:28:00.508	1:23.870	+7.522	37.888	23.013	22.969							
5	11:29:16.856	1:16.348		29.648	23.388	23.312							
<b>(12) Rinus van Kalmthout</b>													
1	11:23:39.657	1:20.700	+4.329	32.828	24.668	23.204							
2	11:24:57.691	1:18.034	+1.663	30.812	24.316	22.906							
3	11:26:15.580	1:17.889	+1.518	30.260	24.422	23.207							
4	11:27:31.951	1:16.371		29.972	23.721	22.678							
5	11:28:48.504	1:16.553	+0.182	29.933	23.815	22.805							
6	11:30:08.553	1:20.049	+3.678	33.467	23.392	23.190							
<b>(22) Jakub Bezel</b>													
1	11:23:40.293	1:20.846	+4.399	32.597	25.247	23.002							
2	11:24:57.517	1:17.224	+0.777	30.485	23.757	22.982							
3	11:26:17.064	1:19.547	+3.100	31.125	25.197	23.225							
4	11:27:33.511	1:16.447		30.378	23.362	22.707							
5	11:28:50.874	1:17.363	+0.916	31.291	23.126	22.946							
6	11:30:08.457	1:17.583	+1.136	30.991	23.799	22.793							
<b>(84) Maciej Chrupek</b>													
1	11:23:51.711	1:23.048	+6.483	34.700	24.622	23.726							
2	11:25:43.437	1:51.726	+35.161	31.744	55.204	24.778							
3	11:27:01.309	1:17.872	+1.307	31.027	23.841	23.004							
4	11:28:17.874	1:16.565		30.259	23.534	22.772							
5	11:29:35.066	1:17.192	+0.627	30.615	23.901	22.676							
<b>(88) Mick Wishofer</b>													
1	11:23:54.370	1:20.592	+3.986	32.162	25.373	23.057							
2	11:25:11.419	1:17.049	+0.443	30.386	23.574	23.089							
3	11:26:28.113	1:16.694	+0.088	30.148	23.547	22.999							
4	11:27:45.468	1:17.355	+0.749	30.652	23.784	22.919							
5	11:29:02.878	1:17.410	+0.804	31.069	23.509	22.832							
6	11:30:19.484	1:16.606		30.528	23.441	22.637							
<b>(80) Eric Stahl</b>													
1	11:23:45.018	1:20.240	+3.611	31.833	25.284	23.123							
2	11:25:02.286	1:17.268	+0.639	30.422	24.001	22.845							
3	11:26:18.946	1:16.660	+0.031	30.307	23.560	22.793							
4	11:27:35.575	1:16.629		29.884	23.776	22.969							
5	11:28:52.810	1:17.235	+0.606	30.713	23.815	22.707							
6	11:30:10.422	1:17.612	+0.983	30.245	24.002	23.365							
<b>(74) Yannick Brandt</b>													
1	11:23:50.658	1:22.437	+5.745	32.606	24.785	25.046							
2	11:25:10.033	1:19.375	+2.683	31.646	24.296	23.433							
3	11:26:28.695	1:18.662	+1.970	31.410	24.104	23.148							
4	11:27:47.580	1:18.885	+2.193	31.603	24.188	23.094							
5	11:29:04.272	1:16.692		30.206	23.811	22.675							
6	11:30:21.435	1:17.163	+0.471	30.269	23.522	23.372							
<b>(24) Dennis Mavlanov</b>													
1	11:23:57.651	1:18.989	+2.251	31.177	24.322	23.490							
2	11:25:21.358	1:23.707	+6.969	31.081	23.524	29.102							
3	11:26:38.096	1:16.738		30.361	23.588	22.789							
4	11:27:55.290	1:17.194	+0.456	30.902	23.401	22.891							
5	11:29:12.161	1:16.871	+0.133	29.993	23.620	23.258							
<b>(46) Perdana Minang</b>													
1	11:23:50.096	1:20.832	+3.738	32.873	24.249	23.710							
2	11:25:08.857	1:18.761	+1.667	31.732	23.849	23.180							
3	11:26:26.311	1:17.454	+0.360	30.832	23.590	23.032							
4	11:27:44.358	1:18.047	+0.953	30.737	24.122	23.188							
5	11:29:01.452	1:17.094		30.804	23.505	22.785							
6	11:30:18.885	1:17.433	+0.339	31.279	23.278	22.876							
<b>(82) Charles Andersen</b>													
1	11:23:54.050	1:20.377	+3.188	32.217	24.470	23.690							
2	11:25:20.533	1:26.483	+9.294	35.388	26.628	24.467							
3	11:26:39.000	1:18.467	+1.278	30.970	24.076	23.421							
4	11:27:56.189	1:17.189		30.576	23.597	23.016							
5	11:29:13.431	1:17.242	+0.053	30.726	23.681	22.835							
<b>(78) Huub van Eijndhoven</b>													
1	11:23:53.264	1:31.820	+14.200	41.584	26.117	24.119							
2	11:25:13.535	1:20.271	+2.651	32.027	24.710	23.534							
3	11:26:34.388	1:20.853	+3.233	31.404	24.899	24.550							
4	11:27:52.437	1:18.049	+0.429	31.023	23.866	23.160							
5	11:29:10.057	1:17.620		31.065	23.682	22.873							
<b>(20) Lewis Kent</b>													
1	11:23:46.999	1:23.334	+5.648	33.617	25.486	24.231							
2	11:25:05.844	1:18.845	+1.159	30.927	24.632	23.286							
3	11:26:25.778	1:19.934	+2.248	32.395	24.254	23.285							
4	11:27:43.464	1:17.686		30.537	23.861	23.288							
5	11:29:01.160	1:17.696	+0.010	30.240	23.951	23.505							

Timekeeping I. and M. Wagner:



Clerk of the course Thomas Lainer:

www.mylaps.com

Steward (Chairman) Horst Seidel:

Chief Scrutineer Paul Klaassen:

Licensed to: Motorsport Events



# Rotax Euro Challenge 2014 Genk

Rotax Juniors

Genk / Belgium 1,360 Km

Free Practice 1 Even Numbers

04.04.2014 11:20

Practice (7:00 Time) started at 11:22:05

Lap	Time of Day	Lap Tm	Diff	S1 Tm	S2 Tm	S3 Tm	Lap	Time of Day	Lap Tm	Diff	S1 Tm	S2 Tm	S3 Tm
6	11:30:20.182	1:19.022	+1.336	31.862	23.982	23.178							
(92) Aiden Keel													
1	11:23:52.650	1:19.703	+0.724	31.682	24.314	23.707							
2	11:25:12.640	1:19.990	+1.011	31.389	23.906	24.695							
3	11:26:33.530	1:20.890	+1.911	32.238	24.819	23.833							
4	11:27:53.469	1:19.939	+0.960	31.513	24.950	23.476							
5	11:29:12.448	1:18.979		31.236	23.971	23.772							

Timekeeping I. and M. Wagner:

Clerk of the course Thomas Lainer:

Steward (Chairman) Horst Seidel:

Chief Scrutineer Paul Klaassen:

www.mylaps.com  
Licensed to: Motorsport Events

Printed: 04.04.2014 11:32:41

posted at: h



# Rotax Euro Challenge 2014 Genk

Rotax Juniors

Genk / Belgium 1,360 Km

Free Practice 1 Odd Numbers

04.04.2014 11:30

Practice (7:00 Time) started at 11:32:56

Pos	No.	Name	Nat.	Chassis	Race Team	Laps	Best Tm	Diff	Gap	In Lap	km/h
1	5	Max Timmermans	BEL	FA Kart	Dan Holland Racing	6	1:13.848			6	66,298
2	49	Dave Wooder	GBR	Alonso	Dan Holland Racing	6	1:14.029	0.181	0.181	5	66,136
3	65	Emilien Carde	FRA	Kosmic	Matec Competition	6	1:14.319	0.471	0.290	6	65,878
4	59	Eliseo Martinez	ESP	CRG	CRG SPA	6	1:14.487	0.639	0.168	6	65,730
5	95	Dean MacDonald	GBR	Tonykart	Strawberry Racing	6	1:14.577	0.729	0.090	6	65,650
6	43	Enzo Coursimault	FRA	Kosmic	PKS	6	1:14.647	0.799	0.070	5	65,589
7	33	Jack McCarthy	GBR	Tonykart	Strawberry Racing	6	1:14.687	0.839	0.040	6	65,554
8	69	Juri Vips	EST	Tonykart	Strawberry Racing	6	1:14.785	0.937	0.098	6	65,468
9	29	Aleksi Kesitalo	FIN	Tonykart	MPT Racing	6	1:15.051	1.203	0.266	5	65,236
10	19	Omar Ismail	GBR	Tonykart	Strawberry Racing	6	1:15.078	1.230	0.027	5	65,212
11	97	Jose Enrique Brito	ECU	CRG	CRG SPA	6	1:15.327	1.479	0.249	5	64,997
12	67	Sanne van Wagensveld	NLD	Topkart	Topkart	6	1:15.346	1.498	0.019	6	64,980
13	53	Marta Garcia	ESP	Zanardi	MGL Racing Xtreme	6	1:15.399	1.551	0.053	6	64,935
14	9	Darren Keane	USA	Tonykart	Strawberry Racing	6	1:15.576	1.728	0.177	5	64,782
15	23	Danny Kroes	NLD	Tonykart	Hugo Motorsport	6	1:15.695	1.847	0.119	5	64,681
16	39	Michael Budovsky	LVA	Tonykart	Talvar Racing	6	1:15.790	1.942	0.095	5	64,600
17	25	Dylan Buys	NLD	Intrepid	IRB Racing	6	1:15.816	1.968	0.026	5	64,577
18	75	Ruben Real del Sarte	NLD	Alonso	Dreamteam Racing	6	1:15.900	2.052	0.084	5	64,506
19	47	Antoine Perceval	FRA	Tonykart	SG Drivers	6	1:15.920	2.072	0.020	5	64,489
20	71	Scott Symons	GBR	Tonykart	KR Sport	6	1:16.021	2.173	0.101	6	64,403
21	91	Jack Black	AUS	DR	VPDR	5	1:16.123	2.275	0.102	5	64,317
22	81	Jack Martin	GBR	Tonykart	Strawberry Racing	6	1:16.212	2.364	0.089	5	64,242
23	85	Noah Roovers	BEL	Gillard	DFK	6	1:16.216	2.368	0.004	6	64,238
24	87	Nicolas Schoell	AUT	Birel	KMS - Birel Motorsport	6	1:16.337	2.489	0.121	5	64,137
25	35	Ido Cohen	ISR	Tonykart	Protrain Racing	6	1:16.442	2.594	0.105	6	64,049
26	31	Daniel Louko	FIN	Tonykart	MPT Racing	5	1:16.461	2.613	0.019	5	64,033
27	41	Artemy Kamenok	BLR	Tonykart	Forse RT	6	1:16.523	2.675	0.062	5	63,981
28	63	Denise De Rooij	NLD	Tonykart	Torenvliet Motorsport	4	1:16.789	2.941	0.266	3	63,759
29	89	Matthew Solarczyk	USA	Birel	KMS - Birel Motorsport	6	1:16.996	3.148	0.207	3	63,588
30	77	Ayrton Simmons	GBR	Wildkart	NJR Motorsport	6	1:17.349	3.501	0.353	5	63,298
31	17	Louis-Ferdinand Simm	FRA	Tonykart	Jana Racing	6	1:17.372	3.524	0.023	4	63,279
32	93	Michael McCarthy	USA	Birel	KMS - Birel Motorsport	6	1:17.626	3.778	0.254	6	63,072
33	83	Michal Stepinski	POL	Praga	Uniq Racing	3	1:18.978	5.130	1.352	3	61,992
34	73	Valters Zviedris	LVA	Intrepid	Steinerts RT	5	1:19.172	5.324	0.194	5	61,840



# Rotax Euro Challenge 2014 Genk

## Rotax Juniors

Genk / Belgium 1,360 Km

### Free Practice 1 Odd Numbers

04.04.2014 11:30

Practice (7:00 Time) started at 11:32:56

Lap	Time of Day	Lap Tm	Diff	S1 Tm	S2 Tm	S3 Tm	Lap	Time of Day	Lap Tm	Diff	S1 Tm	S2 Tm	S3 Tm
<b>(5) Max Timmermans</b>													
1	11:34:24.378	1:17.642	+3.794	31.322	23.470	22.850	1	11:34:25.173	1:18.374	+3.323	31.634	23.893	22.847
2	11:35:40.390	1:16.012	+2.164	30.204	23.078	22.730	2	11:35:47.295	1:22.122	+7.071	31.008	27.486	23.628
3	11:36:56.451	1:16.061	+2.213	30.110	23.389	22.562	3	11:37:04.559	1:17.264	+2.213	30.912	23.525	22.827
4	11:38:11.238	1:14.787	+0.939	29.519	23.248	22.020	4	11:38:22.216	1:17.657	+2.606	29.987	25.282	22.388
5	11:39:25.262	1:14.024	+0.176	29.310	22.858	21.856	5	11:39:37.267	1:15.051		29.800	23.245	22.006
6	11:40:39.110	1:13.848		29.283	22.756	21.809	6	11:41:07.237	1:29.970	+14.919	29.910	22.914	37.146
<b>(49) Dave Wooder</b>													
1	11:34:22.311	1:16.221	+2.192	30.122	23.036	23.063	1	11:34:20.469	1:16.484	+1.406	30.018	23.633	22.833
2	11:35:37.175	1:14.864	+0.835	29.732	22.896	22.236	2	11:35:36.921	1:16.452	+1.374	30.019	23.727	22.706
3	11:36:52.622	1:15.447	+1.418	29.793	23.217	22.437	3	11:36:53.283	1:16.362	+1.284	29.633	24.130	22.599
4	11:38:07.563	1:14.941	+0.912	29.066	23.053	22.822	4	11:38:09.038	1:15.755	+0.677	29.555	23.626	22.574
5	11:39:21.592	1:14.029		29.138	22.529	22.362	5	11:39:24.116	1:15.078		29.643	23.119	22.316
6	11:40:35.755	1:14.163	+0.134	29.266	22.836	22.061	6	11:40:40.285	1:16.169	+1.091	29.754	23.083	23.332
<b>(65) Emilien Carde</b>													
1	11:34:26.763	1:18.377	+4.058	31.539	24.412	22.426	1	11:34:23.004	1:17.543	+2.216	30.655	23.988	22.900
2	11:35:43.057	1:16.294	+1.975	30.277	23.658	22.359	2	11:35:43.386	1:20.382	+5.055	30.120	27.779	22.483
3	11:36:58.219	1:15.162	+0.843	29.917	22.902	22.343	3	11:37:00.995	1:17.609	+2.282	31.592	23.503	22.514
4	11:38:14.123	1:15.904	+1.585	29.757	23.439	22.708	4	11:38:16.857	1:15.862	+0.535	29.805	23.458	22.599
5	11:39:29.073	1:14.950	+0.631	29.710	22.719	22.521	5	11:39:32.184	1:15.327		29.784	23.187	22.356
6	11:40:43.392	1:14.319		29.522	22.688	22.109	6	11:40:48.073	1:15.889	+0.562	29.725	23.624	22.540
<b>(59) Eliseo Martinez</b>													
1	11:34:25.027	1:18.705	+4.218	31.893	23.638	23.174	1	11:34:30.797	1:19.468	+4.122	32.155	24.251	23.062
2	11:35:42.752	1:17.725	+3.238	31.672	23.677	22.376	2	11:35:48.981	1:18.184	+2.838	30.673	24.046	23.465
3	11:36:59.045	1:16.293	+1.806	30.441	23.134	22.718	3	11:37:05.500	1:16.519	+1.173	29.900	23.947	22.672
4	11:38:14.516	1:15.471	+0.984	29.870	22.812	22.789	4	11:38:20.987	1:15.487	+0.141	29.560	23.124	22.803
5	11:39:29.838	1:15.322	+0.835	29.759	23.234	22.329	5	11:39:38.576	1:17.589	+2.243	29.858	23.058	24.673
6	11:40:44.325	1:14.487		29.590	22.661	22.236	6	11:40:53.922	1:15.346		29.728	23.175	22.443
<b>(95) Dean MacDonald</b>													
1	11:34:24.764	1:17.505	+2.928	30.958	23.323	23.224	1	11:34:36.024	1:19.582	+4.183	31.540	24.779	23.263
2	11:35:40.724	1:15.960	+1.383	30.013	23.395	22.552	2	11:35:52.733	1:16.709	+1.310	30.673	23.475	22.561
3	11:36:56.419	1:15.695	+1.118	30.015	23.258	22.422	3	11:37:12.343	1:19.610	+4.211	31.557	25.813	22.240
4	11:38:12.224	1:15.805	+1.228	30.206	23.071	22.528	4	11:38:20.987	1:16.927	+1.528	30.708	23.814	22.405
5	11:39:27.229	1:15.005	+0.428	29.593	23.053	22.359	5	11:39:45.230	1:15.960	+0.561	30.269	23.314	22.377
6	11:40:41.806	1:14.577		29.458	22.802	22.317	6	11:41:00.629	1:15.399		30.214	22.940	22.245
<b>(43) Enzo Coursimault</b>													
1	11:34:43.241	1:15.310	+0.663	30.345	22.645	22.320	1	11:34:28.132	1:19.824	+4.248	33.028	23.997	22.799
2	11:36:02.302	1:19.061	+4.414	30.263	22.600	26.198	2	11:35:44.321	1:16.189	+0.613	30.259	23.325	22.605
3	11:37:18.400	1:16.098	+1.451	29.741	23.357	23.000	3	11:37:00.237	1:15.916	+0.340	30.230	23.030	22.656
4	11:38:33.979	1:15.579	+0.932	29.940	22.867	22.772	4	11:38:15.969	1:15.732	+0.156	30.091	22.886	22.755
5	11:39:48.626	1:14.647		29.390	22.707	22.550	5	11:39:31.545	1:15.576		30.023	22.986	22.667
6	11:41:11.507	1:22.881	+8.234	30.218	29.727	22.936	6	11:40:47.391	1:15.846	+0.270	29.669	23.653	22.524
<b>(33) Jack McCarthy</b>													
1	11:34:38.463	1:29.875	+15.188	30.692	26.794	23.173	1	11:34:37.107	1:22.291	+6.596	32.926	24.836	24.529
2	11:35:53.539	1:15.076	+0.389	30.044	22.804	22.228	2	11:35:55.432	1:18.325	+2.630	31.698	24.007	22.620
3	11:37:09.273	1:15.734	+1.047	30.072	23.625	22.037	3	11:37:12.232	1:16.800	+1.105	30.467	23.926	22.407
4	11:38:24.193	1:14.920	+0.233	29.702	22.959	22.259	4	11:38:32.010	1:19.778	+4.083	29.985	23.533	26.260
5	11:39:48.496	1:24.303	+9.616	38.183	24.241	21.879	5	11:39:47.705	1:15.695		29.932	23.485	22.278
6	11:41:03.183	1:14.687		29.791	23.012	21.884	6	11:41:03.499	1:15.794	+0.099	29.594	23.317	22.883
<b>(69) Juri Vips</b>													
1	11:34:26.235	1:17.518	+2.733	31.484	23.499	22.535	1	11:34:30.983	1:20.309	+4.519	32.510	24.269	23.530
2	11:35:48.317	1:22.082	+7.297	30.115	29.275	22.692	2	11:35:49.118	1:18.135	+2.345	30.744	24.188	23.203
3	11:37:03.360	1:15.043	+0.258	29.792	23.004	22.247	3	11:37:07.979	1:18.861	+3.071	31.676	23.727	23.458
4	11:38:26.205	1:22.845	+8.060	29.332	29.609	23.904	4	11:38:30.190	1:22.211	+6.421	36.192	23.415	22.604
5	11:39:41.251	1:15.046	+0.261	29.908	22.796	22.342	5	11:39:45.980	1:15.790		29.959	23.408	22.423
6	11:40:56.036	1:14.785		29.733	23.067	21.985	6	11:41:01.946	1:15.966	+0.176	29.807	23.117	23.042
<b>(29) Aleks Kesitalo</b>													
1	11:34:31.899	1:20.114	+4.298	32.252	24.378	23.484	1	11:34:31.899	1:20.114	+4.298	32.252	24.378	23.484
2	11:35:51.568	1:19.669	+3.853	31.564	23.708	24.397	2	11:35:51.568	1:19.669	+3.853	31.564	23.708	24.397

Timekeeping I. and M. Wagner:

Clerk of the course Thomas Lainer:

Steward (Chairman) Horst Seidel:

Chief Scrutineer Paul Klaassen:

www.mylaps.com

Licensed to: Motorsport Events



# Rotax Euro Challenge 2014 Genk

## Rotax Juniors

## Genk / Belgium 1,360 Km

### Free Practice 1 Odd Numbers

04.04.2014 11:30

### Practice (7:00 Time) started at 11:32:56

Lap	Time of Day	Lap Tm	Diff	S1 Tm	S2 Tm	S3 Tm	Lap	Time of Day	Lap Tm	Diff	S1 Tm	S2 Tm	S3 Tm
3	11:37:10.798	1:19.230	+3.414	32.963	23.492	22.775	6	11:40:57.446	1:16.442		29.924	23.447	23.071
4	11:38:37.525	1:26.727	+10.911	37.139	26.836	22.752	<b>(31) Daniel Louko</b>						
5	11:39:53.341	1:15.816		29.943	23.460	22.413	1	11:34:32.299	1:20.136	+3.675	32.362	24.369	23.405
6	11:41:09.167	1:15.826	+0.010	30.122	23.240	22.464	2	11:35:51.331	1:19.032	+2.571	31.614	24.385	23.033
<b>(75) Ruben Real del Sarte</b>							3	11:37:08.753	1:17.422	+0.961	30.445	24.027	22.950
1	11:34:28.202	1:20.265	+4.365	32.719	24.283	23.263	4	11:38:41.022	1:32.269	+15.808	38.760	30.394	23.115
2	11:35:45.132	1:16.930	+1.030	30.996	23.362	22.572	5	11:39:57.483	1:16.461		30.168	23.296	22.997
3	11:37:01.264	1:16.132	+0.232	30.227	23.495	22.410	<b>(41) Artemy Kamenok</b>						
4	11:38:17.381	1:16.117	+0.217	30.435	23.268	22.414	1	11:34:41.453	1:28.439	+11.916	33.227		
5	11:39:33.281	1:15.900		30.273	23.130	22.497	2	11:36:00.662	1:19.209	+2.686	31.062	24.074	24.073
6	11:40:49.857	1:16.576	+0.676	29.959	23.251	23.366	3	11:37:19.079	1:18.417	+1.894	30.981	23.936	23.500
<b>(47) Antoine Perceval</b>							4	11:38:38.274	1:19.195	+2.672	30.656	25.007	23.532
1	11:34:33.491	1:19.784	+3.864	32.168	24.620	22.996	5	11:39:54.797	1:16.523		30.290	23.390	22.843
2	11:35:51.029	1:17.538	+1.618	30.891	23.892	22.755	6	11:41:12.570	1:17.773	+1.250	30.776	23.514	23.483
3	11:37:07.698	1:16.669	+0.749	29.907	23.559	23.203	<b>(63) Denise De Rooij</b>						
4	11:38:24.844	1:17.146	+1.226	30.502	23.934	22.710	1	11:34:30.764	1:20.453	+3.664	32.671	24.073	23.709
5	11:39:40.764	1:15.920		30.361	23.133	22.426	2	11:37:38.962	3:08.198	+1:51.409	37.358	2:07.930	22.910
6	11:40:57.153	1:16.389	+0.469	29.781	23.932	22.676	3	11:38:55.751	1:16.789		30.614	23.109	23.066
<b>(71) Scott Symons</b>							4	11:40:12.701	1:16.950	+0.161	30.586	23.310	23.054
1	11:34:28.822	1:21.509	+5.488	33.071	24.145	24.293	<b>(89) Matthew Solarczyk</b>						
2	11:35:48.881	1:20.059	+4.038	32.619	24.001	23.439	1	11:34:28.707	1:19.725	+2.729	32.497	24.103	23.125
3	11:37:06.776	1:17.895	+1.874	31.132	23.694	23.069	2	11:35:50.587	1:21.880	+4.884	34.598	24.088	23.194
4	11:38:25.368	1:18.592	+2.571	31.325	24.323	22.944	3	11:37:07.583	1:16.996		30.009	23.691	23.296
5	11:39:42.238	1:16.870	+0.849	30.619	23.730	22.521	4	11:38:24.766	1:17.183	+0.187	30.402	23.295	23.486
6	11:40:58.259	1:16.021		30.047	23.415	22.559	5	11:39:43.960	1:19.194	+2.198	33.947	23.000	22.247
<b>(91) Jack Black</b>							6	11:41:02.581	1:18.621	+1.625	31.555	23.256	23.810
1	11:34:32.611	1:17.767	+1.644	31.274	23.520	22.973	<b>(77) Ayrton Simmons</b>						
2	11:35:49.514	1:16.903	+0.780	30.779	23.213	22.911	1	11:34:32.013	1:22.805	+5.456	33.914	24.952	23.939
3	11:37:06.671	1:17.157	+1.034	30.677	23.337	23.143	2	11:35:51.674	1:19.661	+2.312	31.871	24.633	23.157
4	11:38:57.917	1:51.246	+35.123	30.130	58.552	22.564	3	11:37:09.489	1:17.815	+0.466	31.243	23.552	23.020
5	11:40:14.040	1:16.123		30.180	23.228	22.715	4	11:38:27.070	1:17.581	+0.232	31.149	23.545	22.887
<b>(81) Jack Martin</b>							5	11:39:44.419	1:17.349		30.736	23.955	22.658
1	11:34:22.325	1:18.521	+2.309	31.077	24.007	23.437	6	11:41:01.872	1:17.453	+0.104	30.383	24.141	22.929
2	11:35:39.965	1:17.640	+1.428	30.676	23.829	23.135	<b>(17) Louis-Ferdinand Simmenauer</b>						
3	11:36:57.340	1:17.375	+1.163	30.675	24.176	22.524	1	11:34:29.693	1:21.997	+4.625	33.423	24.719	23.855
4	11:38:14.844	1:17.504	+1.292	30.335	23.822	23.747	2	11:36:00.244	1:30.551	+13.179	32.308	33.625	24.618
5	11:39:31.056	1:16.212		30.143	23.372	22.697	3	11:37:18.708	1:18.464	+1.092	31.168	23.639	23.657
6	11:40:48.003	1:16.947	+0.735	30.124	24.204	22.619	4	11:38:36.080	1:17.372		30.591	23.578	23.203
<b>(85) Noah Roovers</b>							5	11:39:53.624	1:17.544	+0.172	30.464	24.056	23.024
1	11:34:29.233	1:19.604	+3.388	32.422	24.339	22.843	6	11:41:11.757	1:18.133	+0.761	30.494	24.346	23.293
2	11:35:47.529	1:18.296	+2.080	31.330	24.169	22.797	<b>(93) Michael McCarthy</b>						
3	11:37:06.915	1:19.386	+3.170	30.961	24.481	23.944	1	11:34:36.908	1:24.407	+6.781	33.305	26.546	24.556
4	11:38:25.583	1:18.668	+2.452	30.826	25.069	22.773	2	11:35:56.415	1:19.507	+1.881	31.771	24.359	23.377
5	11:39:42.941	1:17.358	+1.142	30.739	23.732	22.887	3	11:37:15.331	1:18.916	+1.290	31.826	24.094	22.996
6	11:40:59.157	1:16.216		29.945	23.489	22.782	4	11:38:35.488	1:20.157	+2.531	32.656	24.346	23.155
<b>(87) Nicolas Schoell</b>							5	11:39:54.700	1:19.212	+1.586	30.728	25.224	23.260
1	11:34:45.135	1:17.215	+0.878	30.940	23.616	22.659	6	11:41:12.326	1:17.626		30.793	23.797	23.036
2	11:36:03.985	1:18.850	+2.513	30.787	24.330	23.733	<b>(83) Michal Stepinski</b>						
3	11:37:20.589	1:16.604	+0.267	30.668	23.365	22.571	1	11:34:33.486	1:20.803	+1.825	32.296	24.283	24.224
4	11:38:37.773	1:17.184	+0.847	30.055	24.100	23.029	2	11:35:52.536	1:19.050	+0.072	31.368	24.379	23.303
5	11:39:54.110	1:16.337		29.994	23.529	22.814	3	11:37:11.514	1:18.978		30.755	24.305	23.918
6	11:41:10.870	1:16.760	+0.423	30.578	23.512	22.670	<b>(73) Valters Zviedris</b>						
<b>(35) Ido Cohen</b>							1	11:34:42.910	1:32.819	+13.647	43.704	25.015	24.100
1	11:34:30.694	1:21.321	+4.879	32.576	25.234	23.511	2	11:36:04.892	1:21.982	+2.810	32.218	25.374	24.390
2	11:35:48.466	1:17.772	+1.330	30.357	23.922	23.493	3	11:37:24.850	1:19.958	+0.786	31.713	24.503	23.742
3	11:37:07.174	1:18.708	+2.266	30.334	24.278	24.096	4	11:38:44.394	1:19.544	+0.372	31.525	24.493	23.526
4	11:38:24.531	1:17.357	+0.915	30.643	23.403	23.311	5	11:40:03.566	1:19.172		31.337	24.284	23.551
5	11:39:41.004	1:16.473	+0.031	30.332	23.191	22.950							

Timekeeping I. and M. Wagner:

Clerk of the course Thomas Lainer:

www.mylaps.com

Steward (Chairman) Horst Seidel:

Chief Scrutineer Paul Klaassen:

Licensed to: Motorsport Events



# Rotax Euro Challenge 2014 Genk

Rotax Juniors

Genk / Belgium 1,360 Km

Free Practice 2 Even numbers

04.04.2014 13:20

Practice (7:00 Time) started at 13:20:00

Pos	No.	Name	Nat.	Chassis	Race Team	Laps	Best Tm	Diff	Gap	In Lap	km/h
1	8	Thomas Preining	AUT	FA Kart	Team TKP	7	56.397			6	86,813
2	94	Max Hofer	AUT	Birel	KMS - Birel Motorsport	7	56.529	0.132	0.132	5	86,610
3	62	Richard Verschoor	NLD	FA Kart	Team TKP	7	56.657	0.260	0.128	4	86,415
4	98	Berkay Besler	TUR	Kosmic	DNR Racing	7	56.707	0.310	0.050	5	86,339
5	86	Marcus Armstrong	NZL	Alonso	Dan Holland Racing	7	56.756	0.359	0.049	5	86,264
6	68	Lars Olofsen	BEL	Tonykart	Bouvin Power	7	56.800	0.403	0.044	4	86,197
7	36	Alex Quinn	GBR	Tonykart	Coles Racing	7	56.811	0.414	0.011	5	86,180
8	32	Jordan Brown-Nutley	GBR	Tonykart	Coles Racing	7	56.832	0.435	0.021	6	86,149
9	66	Jarno Opmeer	NLD	Maddox	Maddox Team	7	56.870	0.473	0.038	5	86,091
10	46	Perdana Minang	IDN	Kosmic	Aim Motorsport/RedWhite F	7	56.871	0.474	0.001	6	86,090
11	88	Mick Wishofer	AUT	Birel	KMS - Birel Motorsport	7	56.880	0.483	0.009	7	86,076
12	58	Dzianis Slavinski	BLR	Tonykart	M-Racing	7	56.901	0.504	0.021	7	86,044
13	12	Rinus van Kalmthout	NLD	Alonso	VF Racing	8	56.917	0.520	0.016	8	86,020
14	34	Zak Fulk	GBR	Tonykart	Coles Racing	7	56.945	0.548	0.028	5	85,978
15	50	Leonard Hoogenboom	NLD	Alonso	Dan Holland Racing	7	56.975	0.578	0.030	4	85,932
16	16	Jean-Baptiste Simmen	FRA	Tonykart	Jana Racing	7	57.020	0.623	0.045	7	85,865
17	72	Toni Toikka	FIN	Tonykart	MPT Racing	7	57.023	0.626	0.003	7	85,860
18	64	Luc Willemse	NLD	FA Kart	Team TKP	7	57.031	0.634	0.008	3	85,848
19	24	Dennis Mavlanov	RUS	TBA	Daems Racing	7	57.056	0.659	0.025	4	85,810
20	40	Nick Dunker	NLD	Alonso	Dreamteam Racing	7	57.097	0.700	0.041	7	85,749
21	76	Sandy Mitchell	GBR	Tonykart	RL Racing Dept UK	7	57.107	0.710	0.010	6	85,734
22	84	Maciej Chrupek	POL	CRG	JR Racing	7	57.137	0.740	0.030	7	85,689
23	90	Adrien Renaudin	FRA	Sodikart	KPR	7	57.162	0.765	0.025	7	85,651
24	80	Eric Stahl	BEL	Alonso	G-Star Raw Racing Team	7	57.197	0.800	0.035	7	85,599
25	96	Marvin Pionke	DEU	Tonykart	RS Competition	7	57.246	0.849	0.049	3	85,526
26	26	Finlay Hutchison	GBR	Tonykart	Strawberry Racing	7	57.304	0.907	0.058	3	85,439
27	78	Huib van Eijndhoven	NLD	Tonykart	Hugo Motorsport	6	57.316	0.919	0.012	6	85,421
28	70	Felix Warge	BEL	Tonykart	Marc Warge	7	57.348	0.951	0.032	7	85,374
29	30	Oliver York	GBR	Tonykart	Strawberry Racing	7	57.399	1.002	0.051	3	85,298
30	22	Jakub Bezel	CZE	MS Kart	MS Kart Racing Team	7	57.428	1.031	0.029	5	85,255
31	18	Hugo Chevalier	FRA	Tonykart	RK Competition	7	57.513	1.116	0.085	6	85,129
32	74	Yannick Brandt	CHE	Kosmic	Spirit Racing	7	57.646	1.249	0.133	5	84,932
33	44	Tristan Charpentier	FRA	OTK	DSS	4	57.865	1.468	0.219	4	84,611
34	20	Lewis Kent	GBR	Tonykart	Coles Racing	7	58.135	1.738	0.270	4	84,218
35	92	Aiden Keel	USA	Birel	KMS - Birel Motorsport	1	1:05.852	9.455	7.717	1	74,349





Rotax Euro Challenge 2014 Genk

Rotax Juniors

Genk / Belgium 1,360 Km

Free Practice 2 Even numbers

04.04.2014 13:20

Practice (7:00 Time) started at 13:20:00

Table for driver (8) Thomas Preining showing Lap, Time of Day, Lap Tm, Diff, S1 Tm, S2 Tm, S3 Tm.

Table for driver (66) Jarno Opmeer showing Lap, Time of Day, Lap Tm, Diff, S1 Tm, S2 Tm, S3 Tm.

Table for driver (94) Max Hofer showing Lap, Time of Day, Lap Tm, Diff, S1 Tm, S2 Tm, S3 Tm.

Table for driver (46) Perdana Minang showing Lap, Time of Day, Lap Tm, Diff, S1 Tm, S2 Tm, S3 Tm.

Table for driver (62) Richard Verschoor showing Lap, Time of Day, Lap Tm, Diff, S1 Tm, S2 Tm, S3 Tm.

Table for driver (88) Mick Wishofer showing Lap, Time of Day, Lap Tm, Diff, S1 Tm, S2 Tm, S3 Tm.

Table for driver (98) Berkay Besler showing Lap, Time of Day, Lap Tm, Diff, S1 Tm, S2 Tm, S3 Tm.

Table for driver (58) Dzianis Slavinski showing Lap, Time of Day, Lap Tm, Diff, S1 Tm, S2 Tm, S3 Tm.

Table for driver (86) Marcus Armstrong showing Lap, Time of Day, Lap Tm, Diff, S1 Tm, S2 Tm, S3 Tm.

Table for driver (12) Rinus van Kalmthout showing Lap, Time of Day, Lap Tm, Diff, S1 Tm, S2 Tm, S3 Tm.

Table for driver (68) Lars Olofson showing Lap, Time of Day, Lap Tm, Diff, S1 Tm, S2 Tm, S3 Tm.

Table for driver (34) Zak Fulk showing Lap, Time of Day, Lap Tm, Diff, S1 Tm, S2 Tm, S3 Tm.

Table for driver (36) Alex Quinn showing Lap, Time of Day, Lap Tm, Diff, S1 Tm, S2 Tm, S3 Tm.

Table for driver (50) Leonard Hoogenboom showing Lap, Time of Day, Lap Tm, Diff, S1 Tm, S2 Tm, S3 Tm.

Table for driver (32) Jordan Brown-Nutley showing Lap, Time of Day, Lap Tm, Diff, S1 Tm, S2 Tm, S3 Tm.

Timekeeping I. and M. Wagner:



Clerk of the course Thomas Lainer:

www.mylaps.com

Steward (Chairman) Horst Seidel:

Chief Scrutineer Paul Klaassen:

Licensed to: Motorsport Events





# Rotax Euro Challenge 2014 Genk

Rotax Juniors

Genk / Belgium 1,360 Km

Free Practice 2 Even numbers

04.04.2014 13:20

Practice (7:00 Time) started at 13:20:00

Lap	Time of Day	Lap Tm	Diff	S1 Tm	S2 Tm	S3 Tm	Lap	Time of Day	Lap Tm	Diff	S1 Tm	S2 Tm	S3 Tm
2	13:22:14.940	<b>58.751</b>	+1.323	23.622	17.421	17.708							
3	13:23:13.500	<b>58.560</b>	+1.132	23.847	17.259	17.454							
4	13:24:11.835	<b>58.335</b>	+0.907	23.810	17.157	17.368							
5	13:25:09.263	<b>57.428</b>		<b>23.121</b>	<b>16.980</b>	<b>17.327</b>							
6	13:26:08.087	<b>58.824</b>	+1.396	24.123	17.258	17.443							
7	13:27:07.947	<b>59.860</b>	+2.432	24.223	17.377	18.260							

(18) Hugo Chevalier

1	13:21:28.507	<b>1:00.303</b>	+2.790	25.066	17.573	17.664
2	13:22:26.626	<b>58.119</b>	+0.606	23.751	17.054	<b>17.314</b>
3	13:23:24.482	<b>57.856</b>	+0.343	23.173	<b>17.003</b>	17.680
4	13:24:22.302	<b>57.820</b>	+0.307	23.246	17.171	17.403
5	13:25:20.891	<b>58.589</b>	+1.076	23.158	17.986	17.445
6	13:26:18.404	<b>57.513</b>		<b>23.025</b>	17.117	17.371
7	13:27:16.708	<b>58.304</b>	+0.791	23.633	17.113	17.558

(74) Yannick Brandt

1	13:21:16.885	<b>1:00.663</b>	+3.017	25.207	17.743	17.713
2	13:22:15.154	<b>58.269</b>	+0.623	23.573	17.298	17.398
3	13:23:13.206	<b>58.052</b>	+0.406	23.357	17.079	17.616
4	13:24:12.248	<b>59.042</b>	+1.396	24.214	17.422	17.406
5	13:25:09.894	<b>57.646</b>		23.323	17.049	<b>17.274</b>
6	13:26:07.571	<b>57.677</b>	+0.031	<b>23.204</b>	<b>16.982</b>	17.491
7	13:27:05.411	<b>57.840</b>	+0.194	23.390	17.025	17.425

(44) Tristan Charpentier

1	13:21:38.988	<b>1:00.319</b>	+2.454	25.313	17.437	17.569
2	13:22:37.006	<b>58.018</b>	+0.153	23.470	17.097	17.451
3	13:23:34.897	<b>57.891</b>	+0.026	23.315	<b>17.074</b>	17.502
4	13:24:32.762	<b>57.865</b>		23.358	17.120	<b>17.387</b>

(20) Lewis Kent

1	13:21:17.623	<b>1:01.081</b>	+2.946	25.308	17.875	17.898
2	13:22:16.734	<b>59.111</b>	+0.976	24.045	17.435	17.631
3	13:23:15.107	<b>58.373</b>	+0.238	23.539	17.267	<b>17.567</b>
4	13:24:13.242	<b>58.135</b>		<b>23.245</b>	<b>17.186</b>	17.704
5	13:25:12.599	<b>59.357</b>	+1.222	24.248	17.317	17.792
6	13:26:14.171	<b>1:01.572</b>	+3.437	25.099	18.459	18.014
7	13:27:14.166	<b>59.995</b>	+1.860	24.531	17.620	17.844

(92) Aiden Keel

1	13:21:47.595	<b>1:05.852</b>		27.392	<b>19.757</b>	<b>18.703</b>
---	--------------	-----------------	--	--------	---------------	---------------



# Rotax Euro Challenge 2014 Genk

Rotax Juniors

Genk / Belgium 1,360 Km

Free Practice 2 Odd numbers

04.04.2014 13:30

Practice (7:00 Time) started at 13:30:02

Pos	No.	Name	Nat.	Chassis	Race Team	Laps	Best Tm	Diff	Gap	In Lap	km/h
1	5	Max Timmermans	BEL	FA Kart	Dan Holland Racing	7	56.601			6	86,500
2	49	Dave Wooder	GBR	Alonso	Dan Holland Racing	7	56.608	0.007	0.007	3	86,490
3	95	Dean MacDonald	GBR	Tonykart	Strawberry Racing	7	56.668	0.067	0.060	3	86,398
4	33	Jack McCarthy	GBR	Tonykart	Strawberry Racing	6	56.670	0.069	0.002	5	86,395
5	59	Eliseo Martinez	ESP	CRG	CRG SPA	7	56.700	0.099	0.030	3	86,349
6	69	Juri Vips	EST	Tonykart	Strawberry Racing	7	56.717	0.116	0.017	3	86,323
7	25	Dylan Buys	NLD	Intrepid	IRB Racing	7	56.763	0.162	0.046	5	86,253
8	9	Darren Keane	USA	Tonykart	Strawberry Racing	7	56.782	0.181	0.019	5	86,225
9	17	Louis-Ferdinand Simm	FRA	Tonykart	Jana Racing	7	56.869	0.268	0.087	7	86,093
10	87	Nicolas Schoell	AUT	Birel	KMS - Birel Motorsport	7	56.928	0.327	0.059	3	86,003
11	19	Omar Ismail	GBR	Tonykart	Strawberry Racing	7	56.945	0.344	0.017	7	85,978
12	97	Jose Enrique Brito	ECU	CRG	CRG SPA	7	57.009	0.408	0.064	7	85,881
13	23	Danny Kroes	NLD	Tonykart	Hugo Motorsport	7	57.016	0.415	0.007	3	85,871
14	89	Matthew Solarczyk	USA	Birel	KMS - Birel Motorsport	7	57.035	0.434	0.019	4	85,842
15	65	Emilien Carde	FRA	Kosmic	Matec Competition	7	57.045	0.444	0.010	7	85,827
16	91	Jack Black	AUS	DR	VPDR	7	57.088	0.487	0.043	6	85,762
17	93	Michael McCarthy	USA	Birel	KMS - Birel Motorsport	7	57.122	0.521	0.034	5	85,711
18	31	Daniel Louko	FIN	Tonykart	MPT Racing	7	57.141	0.540	0.019	6	85,683
19	63	Denise De Rooij	NLD	Tonykart	Torenvliet Motorsport	7	57.180	0.579	0.039	4	85,624
20	53	Marta Garcia	ESP	Zanardi	MGL Racing Xtreme	7	57.199	0.598	0.019	7	85,596
21	35	Ido Cohen	ISR	Tonykart	Protrain Racing	7	57.201	0.600	0.002	6	85,593
22	85	Noah Roovers	BEL	Gillard	DFK	7	57.258	0.657	0.057	7	85,508
23	29	Aleksi Kesitalo	FIN	Tonykart	MPT Racing	7	57.262	0.661	0.004	7	85,502
24	81	Jack Martin	GBR	Tonykart	Strawberry Racing	7	57.277	0.676	0.015	7	85,479
25	75	Ruben Real del Sarte	NLD	Alonso	Dreamteam Racing	7	57.326	0.725	0.049	6	85,406
26	43	Enzo Coursimault	FRA	Kosmic	PKS	7	57.336	0.735	0.010	4	85,391
27	71	Scott Symons	GBR	Tonykart	KR Sport	7	57.473	0.872	0.137	6	85,188
28	39	Michael Budovsky	LVA	Tonykart	Talvar Racing	7	57.661	1.060	0.188	5	84,910
29	73	Valters Zviedris	LVA	Intrepid	Steinerts RT	7	57.687	1.086	0.026	6	84,872
30	77	Ayrton Simmons	GBR	Wildkart	NJR Motorsport	7	57.827	1.226	0.140	4	84,666
31	67	Sanne van Wagensveld	NLD	Topkart	Topkart	7	57.829	1.228	0.002	4	84,663
32	47	Antoine Perceval	FRA	Tonykart	SG Drivers	7	57.832	1.231	0.003	3	84,659
33	83	Michal Stepinski	POL	Praga	Uniq Racing	7	58.183	1.582	0.351	6	84,148
34	41	Artemy Kamenok	BLR	Tonykart	Forse RT	7	58.917	2.316	0.734	6	83,100



# Rotax Euro Challenge 2014 Genk

Rotax Juniors

Genk / Belgium 1,360 Km

Free Practice 2 Odd numbers

04.04.2014 13:30

Practice (7:00 Time) started at 13:30:02

Lap	Time of Day	Lap Tm	Diff	S1 Tm	S2 Tm	S3 Tm	Lap	Time of Day	Lap Tm	Diff	S1 Tm	S2 Tm	S3 Tm							
(5) Max Timmermans																				
1	13:31:41.379	59.520	+2.919	24.794	17.368	17.358	3	13:33:28.626	57.756	+0.974	22.838	17.461	17.457							
2	13:32:38.571	57.192	+0.591	22.976	17.048	17.168	4	13:34:25.809	57.183	+0.401	22.878	17.138	17.167							
3	13:33:35.546	56.975	+0.374	22.874	16.903	17.198	5	13:35:22.591	56.782		22.708	16.825	17.249							
4	13:34:37.040	1:01.494	+4.893	23.867	20.406	17.221	6	13:36:19.820	57.229	+0.447	22.936	16.875	17.418							
5	13:35:33.835	56.795	+0.194	22.814	16.838	17.143	7	13:37:16.739	56.919	+0.137	22.772	16.951	17.196							
6	13:36:30.436	56.601		22.722	16.802	17.077	(17) Louis-Ferdinand Simmenauer													
7	13:37:27.075	56.639	+0.038	22.679	16.833	17.127	1	13:31:39.395	1:00.620	+3.751	25.621	17.584	17.415							
(49) Dave Wooder																				
1	13:31:38.101	1:00.030	+3.422	25.071	17.659	17.300	2	13:32:36.799	57.404	+0.535	22.996	17.085	17.323							
2	13:32:35.100	56.999	+0.391	22.844	16.970	17.185	3	13:33:33.868	57.069	+0.200	22.922	16.969	17.178							
3	13:33:31.708	56.608		22.654	16.838	17.116	4	13:34:30.925	57.057	+0.188	22.967	16.888	17.202							
4	13:34:30.560	58.852	+2.244	23.232	18.080	17.540	5	13:35:27.979	57.054	+0.185	22.825	17.022	17.207							
5	13:35:27.736	57.176	+0.568	22.931	17.026	17.219	6	13:36:25.227	57.248	+0.379	22.848	17.276	17.124							
6	13:36:24.684	56.948	+0.340	22.751	17.004	17.193	7	13:37:22.096	56.869		22.812	16.921	17.136							
7	13:37:21.596	56.912	+0.304	22.806	16.950	17.156	(87) Nicolas Schoell													
(95) Dean MacDonald																				
1	13:31:22.109	1:00.538	+3.870	25.457	17.419	17.662	1	13:31:44.396	1:00.984	+4.056	25.900	17.591	17.493							
2	13:32:19.350	57.241	+0.573	23.079	16.961	17.201	2	13:32:41.556	57.160	+0.232	22.997	16.946	17.217							
3	13:33:16.018	56.668		22.674	16.921	17.073	3	13:33:38.484	56.928		22.835	16.912	17.181							
4	13:34:12.736	56.718	+0.050	22.646	16.931	17.141	4	13:34:39.582	1:01.098	+4.170	22.783	20.850	17.465							
5	13:35:09.772	57.036	+0.368	23.014	16.856	17.166	5	13:35:37.018	57.436	+0.508	23.115	16.948	17.373							
6	13:36:06.905	57.133	+0.465	22.853	17.067	17.213	6	13:36:34.212	57.194	+0.266	22.972	16.942	17.280							
7	13:37:03.675	56.770	+0.102	22.747	16.899	17.124	7	13:37:31.223	57.011	+0.083	22.887	16.905	17.219							
(33) Jack McCarthy																				
1	13:31:27.255	1:00.863	+4.193	25.051	17.641	18.171	(19) Omar Ismail													
2	13:32:24.718	57.463	+0.793	22.966	17.160	17.337	1	13:31:20.678	1:00.646	+3.701	25.313	17.650	17.683							
3	13:33:21.683	56.965	+0.295	22.710	17.026	17.229	2	13:32:18.390	57.712	+0.767	23.280	17.159	17.273							
4	13:34:18.702	57.019	+0.349	22.775	16.961	17.283	3	13:33:15.612	57.222	+0.277	23.051	16.959	17.212							
5	13:35:15.372	56.670		22.721	16.844	17.105	4	13:34:12.838	57.226	+0.281	22.790	16.993	17.443							
6	13:36:12.735	57.363	+0.693	23.014	17.018	17.331	5	13:35:10.190	57.352	+0.407	23.102	16.987	17.263							
(59) Eliseo Martinez																				
1	13:31:42.541	1:00.301	+3.601	25.307	17.492	17.502	6	13:36:07.143	56.953	+0.008	22.805	16.906	17.242							
2	13:32:39.570	57.029	+0.329	22.967	16.881	17.181	7	13:37:04.088	56.945		22.760	16.973	17.212							
3	13:33:36.270	56.700		22.745	16.834	17.121	(97) Jose Enrique Brito													
4	13:34:33.368	57.098	+0.398	22.695	16.865	17.538	1	13:31:43.236	1:00.517	+3.508	25.427	17.524	17.566							
5	13:35:30.289	56.921	+0.221	22.919	16.873	17.129	2	13:32:40.539	57.303	+0.294	23.090	16.993	17.220							
6	13:36:27.132	56.843	+0.143	22.871	16.840	17.132	3	13:33:38.281	57.742	+0.733	23.385	17.225	17.132							
7	13:37:24.404	57.272	+0.572	22.874	17.080	17.318	4	13:34:35.700	57.419	+0.410	22.916	17.271	17.232							
(69) Juri Vips																				
1	13:31:38.010	1:00.818	+4.101	25.778	17.582	17.458	5	13:35:32.814	57.114	+0.105	22.875	16.923	17.316							
2	13:32:35.246	57.236	+0.519	23.173	16.917	17.146	6	13:36:29.924	57.110	+0.101	22.961	16.953	17.196							
3	13:33:31.963	56.717		22.738	16.775	17.204	7	13:37:26.933	57.009		22.882	16.964	17.163							
4	13:34:33.063	1:01.100	+4.383	23.059	19.867	18.174	(23) Danny Kroes													
5	13:35:30.089	57.026	+0.309	22.887	16.967	17.172	1	13:31:43.452	1:00.287	+3.271	25.359	17.515	17.413							
6	13:36:26.848	56.759	+0.042	22.856	16.860	17.043	2	13:32:40.659	57.207	+0.191	23.065	17.034	17.108							
7	13:37:24.103	57.255	+0.538	22.726	17.407	17.122	3	13:33:37.675	57.016		22.921	16.998	17.097							
(25) Dylan Buys																				
1	13:31:28.499	1:01.659	+4.896	26.195	17.897	17.567	4	13:34:34.987	57.312	+0.296	23.026	17.066	17.220							
2	13:32:26.294	57.795	+1.032	23.170	17.356	17.269	5	13:35:32.027	57.040	+0.024	22.968	16.908	17.164							
3	13:33:23.592	57.298	+0.535	22.865	17.008	17.425	6	13:36:29.272	57.245	+0.229	23.137	16.977	17.131							
4	13:34:20.830	57.238	+0.475	23.135	16.923	17.180	7	13:37:26.325	57.053	+0.037	23.040	16.894	17.119							
5	13:35:17.593	56.763		22.738	16.845	17.180	(89) Matthew Solarczyk													
6	13:36:14.572	56.979	+0.216	22.758	17.124	17.097	1	13:31:25.741	1:01.333	+4.298	25.826	17.713	17.794							
7	13:37:12.474	57.902	+1.139	22.876	17.779	17.247	2	13:32:24.145	58.404	+1.369	23.596	17.463	17.345							
(9) Darren Keane																				
1	13:31:33.217	1:01.249	+4.467	25.770	17.876	17.603	3	13:33:21.813	57.668	+0.633	23.048	17.031	17.589							
2	13:32:30.870	57.653	+0.871	23.132	17.315	17.206	4	13:34:18.848	57.035		22.920	16.936	17.179							
(65) Emilien Carde																				
1	13:31:29.020	1:02.651	+5.606	26.896	18.062	17.693	5	13:35:16.055	57.207	+0.172	23.104	16.931	17.172							
2	13:32:26.934	57.914	+0.869	23.344	17.176	17.394	6	13:36:14.050	57.995	+0.960	23.594	17.027	17.374							
3	13:33:24.431	57.497	+0.452	23.096	17.050	17.351	7	13:37:11.735	57.685	+0.650	23.044	16.941	17.700							
4	13:34:22.193	57.762	+0.717	23.441	17.006	17.315	(65) Emilien Carde													
5	13:35:19.341	57.148	+0.103	22.799	17.017	17.332	1	13:31:29.020	1:02.651	+5.606	26.896	18.062	17.693							
(5) Emilien Carde																				
1	13:31:29.020	1:02.651	+5.606	26.896	18.062	17.693	2	13:32:26.934	57.914	+0.869	23.344	17.176	17.394							
2	13:32:26.934	57.914	+0.869	23.344	17.176	17.394	3	13:33:24.431	57.497	+0.452	23.096	17.050	17.351							
3	13:33:24.431	57.497	+0.452	23.096	17.050	17.351	4	13:34:22.193	57.762	+0.717	23.441	17.006	17.315							
4	13:34:22.193	57.762	+0.717	23.441	17.006	17.315	5	13:35:19.341	57.148	+0.103	22.799	17.017	17.332							
5	13:35:19.341	57.148	+0.103	22.799	17.017	17.332	Official Timing www.rgmmc.com													

Orbits

Timekeeping I. and M. Wagner:

Clerk of the course Thomas Lainer:

www.mylaps.com

Steward (Chairman) Horst Seidel:

Chief Scrutineer Paul Klaassen:

Licensed to: Motorsport Events

Printed: 04.04.2014 13:44:09

posted at:

h





# Rotax Euro Challenge 2014 Genk

Rotax Juniors

Genk / Belgium 1,360 Km

Free Practice 2 Odd numbers

04.04.2014 13:30

Practice (7:00 Time) started at 13:30:02

Lap	Time of Day	Lap Tm	Diff	S1 Tm	S2 Tm	S3 Tm	Lap	Time of Day	Lap Tm	Diff	S1 Tm	S2 Tm	S3 Tm
3	13:33:18.881	57.944	+0.117	23.299	17.149	17.496							
4	13:34:16.708	57.827		23.081	17.335	17.411							
5	13:35:14.989	58.281	+0.454	23.016	17.245	18.020							
6	13:36:13.670	58.681	+0.854	23.843	17.267	17.571							
7	13:37:14.180	1:00.510	+2.683	23.513	19.057	17.940							

(67) Sanne van Wagenveld

1	13:31:22.261	1:00.947	+3.118	24.850	18.094	18.003
2	13:32:20.464	58.203	+0.374	23.548	17.252	17.403
3	13:33:18.570	58.106	+0.277	23.380	17.292	17.434
4	13:34:16.399	57.829		23.304	17.196	17.329
5	13:35:14.744	58.345	+0.516	23.225	17.271	17.849
6	13:36:14.284	59.540	+1.711	24.696	17.159	17.685
7	13:37:13.087	58.803	+0.974	23.009	18.368	17.426

(47) Antoine Perceval

1	13:31:15.969	1:00.444	+2.612	25.020	17.698	17.726
2	13:32:14.274	58.305	+0.473	23.644	17.197	17.464
3	13:33:12.106	57.832		23.234	17.199	17.399
4	13:34:10.549	58.443	+0.611	23.459	17.234	17.750
5	13:35:09.026	58.477	+0.645	23.601	17.296	17.580
6	13:36:07.809	58.783	+0.951	23.391	17.687	17.705
7	13:37:06.374	58.565	+0.733	23.454	17.465	17.646

(83) Michal Stepinski

1	13:31:30.862	1:03.230	+5.047	25.949	19.374	17.907
2	13:32:29.599	58.737	+0.554	23.678	17.468	17.591
3	13:33:29.237	59.638	+1.455	23.348	18.120	18.170
4	13:34:27.847	58.610	+0.427	23.428	17.421	17.761
5	13:35:26.456	58.609	+0.426	23.288	17.405	17.916
6	13:36:24.639	58.183		23.361	17.251	17.571
7	13:37:23.759	59.120	+0.937	23.472	17.837	17.811

(41) Artemy Kamenok

1	13:31:26.149	1:02.747	+3.830	26.250	18.097	18.400
2	13:32:25.398	59.249	+0.332	23.732	17.741	17.776
3	13:33:24.330	58.932	+0.015	23.657	17.467	17.808
4	13:34:23.336	59.006	+0.089	23.791	17.610	17.605
5	13:35:22.474	59.138	+0.221	23.879	17.439	17.820
6	13:36:21.391	58.917		23.592	17.507	17.818
7	13:37:20.409	59.018	+0.101	24.037	17.370	17.611

Timekeeping I. and M. Wagner:

Clerk of the course Thomas Lainer:

Steward (Chairman) Horst Seidel:

Chief Scrutineer Paul Klaassen:

www.mylaps.com  
Licensed to: Motorsport Events



# Rotax Euro Challenge 2014 Genk

Rotax Juniors

Genk / Belgium 1,360 Km

Qualifying Practice Group J1

04.04.2014 15:20

Qualifying (10:00 Time) started at 15:20:00

Pos	No.	Name	Nat.	Chassis	Race Team	Laps	Best Tm	Diff	Gap	In Lap	km/h
1	8	Thomas Preining	AUT	FA Kart	Team TKP	8	56.365			3	86,862
2	62	Richard Verschoor	NLD	FA Kart	Team TKP	8	56.374	0.009	0.009	5	86,849
3	12	Rinus van Kalmthout	NLD	Alonso	VF Racing	8	56.587	0.222	0.213	6	86,522
4	64	Luc Willemse	NLD	FA Kart	Team TKP	8	56.607	0.242	0.020	6	86,491
5	33	Jack McCarthy	GBR	Tonykart	Strawberry Racing	8	56.610	0.245	0.003	7	86,486
6	32	Jordan Brown-Nutley	GBR	Tonykart	Coles Racing	8	56.648	0.283	0.038	5	86,428
7	25	Dylan Buys	NLD	Intrepid	IRB Racing	8	56.773	0.408	0.125	4	86,238
8	95	Dean MacDonald	GBR	Tonykart	Strawberry Racing	8	56.778	0.413	0.005	6	86,231
9	40	Nick Dunker	NLD	Alonso	Dreamteam Racing	8	56.788	0.423	0.010	6	86,215
10	23	Danny Kroes	NLD	Tonykart	Hugo Motorsport	8	56.812	0.447	0.024	6	86,179
11	58	Dzianis Slavinski	BLR	Tonykart	M-Racing	8	56.857	0.492	0.045	7	86,111
12	69	Juri Vips	EST	Tonykart	Strawberry Racing	8	56.937	0.572	0.080	7	85,990
13	30	Oliver York	GBR	Tonykart	Strawberry Racing	8	56.939	0.574	0.002	3	85,987
14	88	Mick Wishofer	AUT	Birel	KMS - Birel Motorsport	8	56.959	0.594	0.020	7	85,957
15	67	Sanne van Wagensveld	NLD	Topkart	Topkart	8	56.979	0.614	0.020	6	85,926
16	46	Perdana Minang	IDN	Kosmic	Aim Motorsport/RedWhite F	8	56.980	0.615	0.001	7	85,925
17	22	Jakub Bezel	CZE	MS Kart	MS Kart Racing Team	8	56.990	0.625	0.010	7	85,910
18	91	Jack Black	AUS	DR	VPDR	8	56.993	0.628	0.003	4	85,905
19	89	Matthew Solarczyk	USA	Birel	KMS - Birel Motorsport	8	56.998	0.633	0.005	6	85,898
20	9	Darren Keane	USA	Tonykart	Strawberry Racing	8	57.003	0.638	0.005	3	85,890
21	26	Finlay Hutchison	GBR	Tonykart	Strawberry Racing	8	57.023	0.658	0.020	6	85,860
22	74	Yannick Brandt	CHE	Kosmic	Spirit Racing	9	57.042	0.677	0.019	6	85,831
23	72	Toni Toikka	FIN	Tonykart	MPT Racing	9	57.053	0.688	0.011	8	85,815
24	47	Antoine Perceval	FRA	Tonykart	SG Drivers	8	57.054	0.689	0.001	7	85,813
25	43	Enzo Coursimault	FRA	Kosmic	PKS	8	57.061	0.696	0.007	7	85,803
26	18	Hugo Chevalier	FRA	Tonykart	RK Competition	9	57.075	0.710	0.014	8	85,782
27	70	Felix Warge	BEL	Tonykart	Marc Warge	8	57.170	0.805	0.095	7	85,639
28	71	Scott Symons	GBR	Tonykart	KR Sport	8	57.256	0.891	0.086	7	85,511
29	90	Adrien Renaudin	FRA	Sodikart	KPR	9	57.300	0.935	0.044	7	85,445
30	65	Emilien Carde	FRA	Kosmic	Matec Competition	10	57.349	0.984	0.049	8	85,372
31	77	Ayrton Simmons	GBR	Wildkart	NJR Motorsport	8	57.426	1.061	0.077	5	85,258
32	92	Aiden Keel	USA	Birel	KMS - Birel Motorsport	8	57.456	1.091	0.030	6	85,213
33	75	Ruben Real del Sarte	NLD	Alonso	Dreamteam Racing	9	57.535	1.170	0.079	8	85,096
34	20	Lewis Kent	GBR	Tonykart	Coles Racing	8	58.050	1.685	0.515	3	84,341
35	41	Artemy Kamenok	BLR	Tonykart	Forse RT	9	58.061	1.696	0.011	5	84,325

## Announcements

These results are provisional until the conclusion of any judicial and technical matters!

Official Timing [www.rgmmc.com](http://www.rgmmc.com)

Orbits

Timekeeping I. and M. Wagner:

Clerk of the course Thomas Lainer:

Steward (Chairman) Horst Seidel:

Chief Scrutineer Paul Klaassen:

[www.mylaps.com](http://www.mylaps.com)

Licensed to: Motorsport Events

Printed: 04.04.2014 15:32:04

posted at:

h





# Rotax Euro Challenge 2014 Genk

## Rotax Juniors

Genk / Belgium 1,360 Km

### Qualifying Practice Group J1

04.04.2014 15:20

### Qualifying (10:00 Time) started at 15:20:00

Lap	Time of Day	Lap Tm	Diff	S1 Tm	S2 Tm	S3 Tm	Lap	Time of Day	Lap Tm	Diff	S1 Tm	S2 Tm	S3 Tm
<b>(8) Thomas Preining</b>							5	15:27:33.467	<b>56.819</b>	+0.046	22.831	<b>16.817</b>	17.171
1	15:24:01.100	<b>1:07.802</b>	+11.437	28.367	19.074	20.361	6	15:28:30.240	<b>56.773</b>		<b>22.771</b>	16.860	17.142
2	15:24:58.602	<b>57.502</b>	+1.137	23.313	16.981	17.208	7	15:29:27.146	<b>56.906</b>	+0.133	22.873	16.874	17.159
3	15:25:54.967	<b>56.365</b>		22.686	<b>16.737</b>	<b>16.942</b>	8	15:30:24.026	<b>56.880</b>	+0.107	22.811	16.901	17.168
4	15:26:51.563	<b>56.596</b>	+0.231	<b>22.627</b>	16.950	17.019	<b>(95) Dean MacDonald</b>						
5	15:27:57.124	<b>1:05.561</b>	+9.196	30.394	18.067	17.100	1	15:23:51.441	<b>1:01.509</b>	+4.731	25.489	18.331	17.689
6	15:28:53.604	<b>56.480</b>	+0.115	22.739	16.739	17.002	2	15:24:48.825	<b>57.384</b>	+0.606	23.090	17.156	17.138
7	15:29:50.153	<b>56.549</b>	+0.184	22.722	16.781	17.046	3	15:25:45.817	<b>56.992</b>	+0.214	22.908	16.915	17.169
8	15:30:47.022	<b>56.869</b>	+0.504	22.751	17.052	17.066	4	15:26:50.652	<b>1:04.835</b>	+8.057	26.328	20.305	18.202
<b>(62) Richard Verschoor</b>							5	15:27:48.654	<b>58.002</b>	+1.224	23.745	16.905	17.352
1	15:23:44.723	<b>1:01.017</b>	+4.643	25.999	17.569	17.449	6	15:28:45.432	<b>56.778</b>		22.820	16.870	<b>17.088</b>
2	15:24:41.945	<b>57.222</b>	+0.848	23.082	17.093	17.047	7	15:29:42.509	<b>57.077</b>	+0.299	<b>22.776</b>	16.935	17.366
3	15:25:38.485	<b>56.540</b>	+0.166	22.753	16.749	17.038	8	15:30:39.366	<b>56.857</b>	+0.079	22.876	<b>16.857</b>	17.124
4	15:26:34.860	<b>56.375</b>	+0.001	22.710	<b>16.675</b>	16.990	<b>(40) Nick Dunker</b>						
5	15:27:31.234	<b>56.374</b>		22.718	16.688	<b>16.968</b>	1	15:23:46.610	<b>1:01.350</b>	+4.562	26.279	17.580	17.491
6	15:28:27.754	<b>56.520</b>	+0.146	22.733	16.734	17.053	2	15:24:44.329	<b>57.719</b>	+0.931	23.279	17.114	17.326
7	15:29:24.137	<b>56.383</b>	+0.009	<b>22.651</b>	16.715	17.017	3	15:25:41.351	<b>57.022</b>	+0.234	22.967	16.921	17.134
8	15:30:20.979	<b>56.842</b>	+0.468	22.846	16.757	17.239	4	15:26:38.804	<b>57.453</b>	+0.665	23.273	16.992	17.188
<b>(12) Rinus van Kalmthout</b>							5	15:27:36.010	<b>57.206</b>	+0.418	23.080	16.926	17.200
1	15:23:48.806	<b>1:00.915</b>	+4.328	25.797	17.517	17.601	6	15:28:32.798	<b>56.788</b>		<b>22.836</b>	<b>16.860</b>	<b>17.092</b>
2	15:24:46.146	<b>57.340</b>	+0.753	23.139	16.971	17.230	7	15:29:31.175	<b>58.377</b>	+1.589	24.124	16.973	17.280
3	15:25:43.001	<b>56.855</b>	+0.268	22.795	16.894	17.166	8	15:30:28.393	<b>57.218</b>	+0.430	23.004	16.947	17.267
4	15:26:39.758	<b>56.757</b>	+0.170	22.756	16.796	17.205	<b>(23) Danny Kroes</b>						
5	15:27:36.477	<b>56.719</b>	+0.132	22.743	16.833	17.143	1	15:23:45.537	<b>1:00.473</b>	+3.661	25.532	17.498	17.443
6	15:28:33.064	<b>56.587</b>		<b>22.716</b>	16.787	<b>17.084</b>	2	15:24:43.416	<b>57.879</b>	+1.067	23.235	17.168	17.476
7	15:29:30.022	<b>56.958</b>	+0.371	22.999	16.860	17.099	3	15:25:40.521	<b>57.105</b>	+0.293	23.025	16.907	17.173
8	15:30:26.974	<b>56.952</b>	+0.365	22.935	<b>16.786</b>	17.231	4	15:26:37.487	<b>56.966</b>	+0.154	23.030	<b>16.814</b>	17.122
<b>(64) Luc Willemsse</b>							5	15:27:34.401	<b>56.914</b>	+0.102	22.935	16.893	<b>17.086</b>
1	15:23:47.392	<b>1:00.294</b>	+3.687	25.268	17.529	17.497	6	15:28:31.213	<b>56.812</b>		<b>22.874</b>	16.844	17.094
2	15:24:44.775	<b>57.383</b>	+0.776	23.073	17.056	17.254	7	15:29:28.579	<b>57.366</b>	+0.554	23.442	16.831	17.093
3	15:25:41.535	<b>56.760</b>	+0.153	22.743	16.943	<b>17.074</b>	8	15:30:25.541	<b>56.962</b>	+0.150	22.984	16.884	17.094
4	15:26:38.210	<b>56.675</b>	+0.068	<b>22.701</b>	16.896	17.078	<b>(58) Dzianis Slavinski</b>						
5	15:27:34.905	<b>56.695</b>	+0.088	22.784	16.823	17.088	1	15:23:16.279	<b>1:01.189</b>	+4.332	25.675	17.837	17.677
6	15:28:31.512	<b>56.607</b>		22.711	<b>16.821</b>	17.075	2	15:24:18.461	<b>1:02.182</b>	+5.325	25.653	18.583	17.946
7	15:29:28.317	<b>56.805</b>	+0.198	22.740	16.905	17.160	3	15:25:16.027	<b>57.566</b>	+0.709	23.377	16.924	17.265
8	15:30:25.248	<b>56.931</b>	+0.324	22.901	16.848	17.182	4	15:26:13.332	<b>57.305</b>	+0.448	23.237	16.909	17.159
<b>(33) Jack McCarthy</b>							5	15:27:10.414	<b>57.082</b>	+0.225	22.978	16.879	17.225
1	15:23:44.077	<b>1:00.514</b>	+3.904	25.344	17.702	17.468	6	15:28:07.360	<b>56.946</b>	+0.089	22.975	16.816	<b>17.155</b>
2	15:24:41.879	<b>57.802</b>	+1.192	23.304	17.086	17.412	7	15:29:04.217	<b>56.857</b>		<b>22.906</b>	<b>16.772</b>	17.179
3	15:25:38.882	<b>57.003</b>	+0.393	22.989	16.900	17.114	8	15:30:01.262	<b>57.045</b>	+0.188	23.002	16.847	17.196
4	15:26:35.543	<b>56.661</b>	+0.051	22.747	16.785	17.129	<b>(69) Juri Vips</b>						
5	15:27:32.206	<b>56.663</b>	+0.053	<b>22.714</b>	16.830	17.119	1	15:23:52.699	<b>1:02.439</b>	+5.502	25.269	19.555	17.615
6	15:28:29.264	<b>57.058</b>	+0.448	22.977	16.814	17.267	2	15:24:50.302	<b>57.603</b>	+0.666	23.168	17.044	17.391
7	15:29:25.874	<b>56.610</b>		22.766	<b>16.768</b>	<b>17.076</b>	3	15:25:47.345	<b>57.043</b>	+0.106	23.029	16.839	<b>17.175</b>
8	15:30:23.023	<b>57.149</b>	+0.539	23.027	16.869	17.253	4	15:26:50.797	<b>1:03.452</b>	+6.515	25.277	20.316	17.859
<b>(32) Jordan Brown-Nutley</b>							5	15:27:55.575	<b>1:04.778</b>	+7.841	27.107	20.304	17.367
1	15:23:49.082	<b>1:00.344</b>	+3.696	25.280	17.506	17.558	6	15:28:52.738	<b>57.163</b>	+0.226	23.012	16.934	17.217
2	15:24:46.412	<b>57.330</b>	+0.682	23.121	16.992	17.217	7	15:29:49.675	<b>56.937</b>		<b>22.906</b>	<b>16.837</b>	17.194
3	15:25:43.357	<b>56.945</b>	+0.297	22.914	16.888	17.143	8	15:30:47.412	<b>57.737</b>	+0.800	22.913	17.528	17.296
4	15:26:40.184	<b>56.827</b>	+0.179	22.779	16.855	17.193	<b>(30) Oliver York</b>						
5	15:27:36.832	<b>56.648</b>		<b>22.731</b>	16.820	<b>17.097</b>	1	15:23:53.057	<b>1:02.082</b>	+5.143	25.928	18.253	17.901
6	15:28:33.515	<b>56.683</b>	+0.035	22.755	<b>16.813</b>	17.115	2	15:24:51.310	<b>58.253</b>	+1.314	23.217	17.695	17.341
7	15:29:30.340	<b>56.825</b>	+0.177	22.810	16.850	17.165	3	15:25:48.249	<b>56.939</b>		<b>22.899</b>	<b>16.959</b>	<b>17.081</b>
8	15:30:27.218	<b>56.878</b>	+0.230	22.798	16.901	17.179	4	15:26:51.506	<b>1:03.257</b>	+6.318	24.688	20.669	17.900
<b>(25) Dylan Buys</b>							5	15:27:49.571	<b>58.065</b>	+1.126	23.555	17.231	17.279
1	15:23:44.892	<b>1:01.044</b>	+4.271	25.946	17.687	17.411	6	15:28:47.088	<b>57.517</b>	+0.578	23.079	17.200	17.238
2	15:24:42.777	<b>57.885</b>	+1.112	23.324	17.321	17.240	7	15:29:44.404	<b>57.316</b>	+0.377	22.994	17.109	17.213
3	15:25:39.875	<b>57.098</b>	+0.325	22.972	16.903	17.223	8	15:30:42.288	<b>57.884</b>	+0.945	23.243	17.416	17.225
4	15:26:36.648	<b>56.773</b>		22.814	16.844	<b>17.115</b>	<b>(88) Mick Wishofer</b>						





# Rotax Euro Challenge 2014 Genk

### Rotax Juniors

### Genk / Belgium 1,360 Km

### Qualifying Practice Group J1

### 04.04.2014 15:20

### Qualifying (10:00 Time) started at 15:20:00

Lap	Time of Day	Lap Tm	Diff	S1 Tm	S2 Tm	S3 Tm
<b>(70) Felix Warge</b>						
1	15:23:26.441	<b>59.651</b>	+2.481	24.707	17.431	17.513
2	15:24:24.279	<b>57.838</b>	+0.668	23.369	17.128	17.341
3	15:25:21.842	<b>57.563</b>	+0.393	23.202	17.115	17.246
4	15:26:19.083	<b>57.241</b>	+0.071	23.024	16.973	17.244
5	15:27:16.259	<b>57.176</b>	+0.006	22.950	<b>16.949</b>	17.277
6	15:28:13.442	<b>57.183</b>	+0.013	22.978	16.990	<b>17.215</b>
7	15:29:10.612	<b>57.170</b>		<b>22.847</b>	16.998	17.325
8	15:30:07.939	<b>57.327</b>	+0.157	23.015	17.034	17.278

Lap	Time of Day	Lap Tm	Diff	S1 Tm	S2 Tm	S3 Tm
<b>(71) Scott Symons</b>						
1	15:23:52.372	<b>1:01.208</b>	+3.952	25.385	18.273	17.550
2	15:24:50.078	<b>57.706</b>	+0.450	23.253	17.195	17.258
3	15:25:47.535	<b>57.457</b>	+0.201	<b>23.010</b>	<b>16.924</b>	17.523
4	15:26:48.744	<b>1:01.209</b>	+3.953	23.820	18.219	19.170
5	15:27:49.187	<b>1:00.443</b>	+3.187	25.033	17.267	18.143
6	15:28:46.877	<b>57.690</b>	+0.434	23.153	17.241	17.296
7	15:29:44.133	<b>57.256</b>		23.106	16.979	<b>17.171</b>
8	15:30:41.910	<b>57.777</b>	+0.521	23.404	17.182	17.191

Lap	Time of Day	Lap Tm	Diff	S1 Tm	S2 Tm	S3 Tm
<b>(90) Adrien Renaudin</b>						
1	15:22:34.330	<b>1:03.525</b>	+6.225	25.641	18.969	18.915
2	15:23:32.338	<b>58.008</b>	+0.708	23.390	17.182	17.436
3	15:24:30.192	<b>57.854</b>	+0.554	23.302	17.156	17.396
4	15:25:27.903	<b>57.711</b>	+0.411	23.171	17.145	17.395
5	15:26:25.449	<b>57.546</b>	+0.246	23.105	17.088	17.353
6	15:27:22.953	<b>57.504</b>	+0.204	23.027	17.104	17.373
7	15:28:20.253	<b>57.300</b>		<b>22.979</b>	<b>16.943</b>	17.378
8	15:29:17.678	<b>57.425</b>	+0.125	23.066	17.022	<b>17.337</b>
9	15:30:15.067	<b>57.389</b>	+0.089	23.022	17.017	17.350

Lap	Time of Day	Lap Tm	Diff	S1 Tm	S2 Tm	S3 Tm
<b>(65) Emilien Carde</b>						
1	15:22:13.459	<b>1:00.258</b>	+2.909	24.837	17.620	17.801
2	15:23:11.965	<b>58.506</b>	+1.157	23.668	17.313	17.525
3	15:24:10.123	<b>58.158</b>	+0.809	23.478	17.167	17.513
4	15:25:07.737	<b>57.614</b>	+0.265	23.127	17.104	17.383
5	15:26:05.253	<b>57.516</b>	+0.167	23.041	17.000	17.475
6	15:27:02.705	<b>57.452</b>	+0.103	23.087	17.014	<b>17.351</b>
7	15:28:00.116	<b>57.411</b>	+0.062	23.066	16.982	17.363
8	15:28:57.465	<b>57.349</b>		<b>22.951</b>	<b>16.882</b>	17.516
9	15:29:54.897	<b>57.432</b>	+0.083	23.102	16.974	17.356
10	15:30:52.662	<b>57.765</b>	+0.416	22.975	17.275	17.515

Lap	Time of Day	Lap Tm	Diff	S1 Tm	S2 Tm	S3 Tm
<b>(77) Ayrton Simmons</b>						
1	15:23:41.410	<b>1:02.126</b>	+4.700	25.756	18.136	18.234
2	15:24:39.329	<b>57.919</b>	+0.493	23.380	17.254	17.285
3	15:25:37.009	<b>57.680</b>	+0.254	23.198	17.147	17.335
4	15:26:34.495	<b>57.486</b>	+0.060	<b>23.063</b>	17.163	17.260
5	15:27:31.921	<b>57.426</b>		23.190	<b>17.035</b>	<b>17.201</b>
6	15:28:29.916	<b>57.995</b>	+0.569	23.576	17.076	17.343
7	15:29:33.010	<b>1:03.094</b>	+5.668	26.116	19.298	17.680
8	15:30:31.006	<b>57.996</b>	+0.570	23.348	17.177	17.471

Lap	Time of Day	Lap Tm	Diff	S1 Tm	S2 Tm	S3 Tm
<b>(92) Aiden Keel</b>						
1	15:23:54.308	<b>1:02.831</b>	+5.375	26.446	17.648	18.737
2	15:24:52.805	<b>58.497</b>	+1.041	23.843	17.231	17.423
3	15:25:50.371	<b>57.566</b>	+0.110	23.131	17.119	17.316
4	15:26:50.105	<b>59.734</b>	+2.278	<b>22.973</b>	19.062	17.699
5	15:27:48.354	<b>58.249</b>	+0.793	23.403	17.118	17.728
6	15:28:45.810	<b>57.456</b>		23.252	17.019	<b>17.185</b>
7	15:29:43.869	<b>58.059</b>	+0.603	23.556	16.992	17.511
8	15:30:41.433	<b>57.564</b>	+0.108	23.368	<b>16.979</b>	17.217

Lap	Time of Day	Lap Tm	Diff	S1 Tm	S2 Tm	S3 Tm
<b>(75) Ruben Real del Sarte</b>						
1	15:22:14.472	<b>1:00.402</b>	+2.867	24.968	17.570	17.864
2	15:23:12.993	<b>58.521</b>	+0.986	23.657	17.348	17.516

Lap	Time of Day	Lap Tm	Diff	S1 Tm	S2 Tm	S3 Tm
3	15:24:11.155	<b>58.162</b>	+0.627	23.504	17.264	17.394
4	15:25:08.918	<b>57.763</b>	+0.228	23.245	17.147	17.371
5	15:26:12.351	<b>1:03.433</b>	+5.898	28.425	17.726	<b>17.282</b>
6	15:27:10.080	<b>57.729</b>	+0.194	23.119	17.058	17.552
7	15:28:08.155	<b>58.075</b>	+0.540	23.729	<b>17.020</b>	17.326
8	15:29:05.690	<b>57.535</b>		<b>23.111</b>	17.066	17.358
9	15:30:03.396	<b>57.706</b>	+0.171	23.250	17.063	17.393

Lap	Time of Day	Lap Tm	Diff	S1 Tm	S2 Tm	S3 Tm
<b>(20) Lewis Kent</b>						
1	15:23:52.292	<b>1:03.345</b>	+5.295	26.555	19.021	17.769
2	15:24:51.871	<b>59.579</b>	+1.529	23.500	18.526	<b>17.553</b>
3	15:25:49.921	<b>58.050</b>		23.339	<b>17.021</b>	17.690
4	15:26:49.214	<b>59.293</b>	+1.243	<b>23.166</b>	18.465	17.662
5	15:27:48.254	<b>59.040</b>	+0.990	24.046	17.198	17.796
6	15:28:47.851	<b>59.597</b>	+1.547	23.976	17.848	17.773
7	15:29:51.576	<b>1:03.725</b>	+5.675	26.160	17.916	19.649
8	15:30:53.724	<b>1:02.148</b>	+4.098	25.012	18.969	18.167

Lap	Time of Day	Lap Tm	Diff	S1 Tm	S2 Tm	S3 Tm
<b>(41) Artemy Kamenok</b>						
1	15:22:22.221	<b>1:01.190</b>	+3.129	25.382	17.887	17.921
2	15:23:21.165	<b>58.944</b>	+0.883	23.638	17.542	17.764
3	15:24:19.759	<b>58.594</b>	+0.533	23.596	17.464	<b>17.534</b>
4	15:25:18.049	<b>58.290</b>	+0.229	23.404	17.284	17.602
5	15:26:16.110	<b>58.061</b>		<b>23.204</b>	17.285	17.572
6	15:27:14.324	<b>58.214</b>	+0.153	23.217	17.347	17.650
7	15:28:12.478	<b>58.154</b>	+0.093	23.325	17.250	17.579
8	15:29:11.544	<b>59.066</b>	+1.005	23.315	<b>17.248</b>	18.503
9	15:30:10.661	<b>59.117</b>	+1.056	23.984	17.510	17.623



# Rotax Euro Challenge 2014 Genk

Rotax Juniors

Genk / Belgium 1,360 Km

Qualifying Practice Group J2

**-NEW-**

04.04.2014 15:40

Qualifying (10:00 Time) started at 15:40:00

Pos	No.	Name	Nat.	Chassis	Race Team	Laps	Best Tm	Diff	Gap	In Lap	km/h
1	49	Dave Wooder	GBR	Alonso	Dan Holland Racing	8	56.534			4	86,603
2	5	Max Timmermans	BEL	FA Kart	Dan Holland Racing	7	56.553	0.019	0.019	4	86,574
3	98	Berkay Besler	TUR	Kosmic	DNR Racing	8	56.555	0.021	0.002	4	86,571
4	94	Max Hofer	AUT	Birel	KMS - Birel Motorsport	8	56.566	0.032	0.011	4	86,554
5	17	Louis-Ferdinand Simm	FRA	Tonykart	Jana Racing	8	56.644	0.110	0.078	4	86,435
6	80	Eric Stahl	BEL	Alonso	G-Star Raw Racing Team	10	56.720	0.186	0.076	9	86,319
7	36	Alex Quinn	GBR	Tonykart	Coles Racing	8	56.764	0.230	0.044	7	86,252
8	85	Noah Roovers	BEL	Gillard	DFK	10	56.772	0.238	0.008	7	86,240
9	19	Omar Ismail	GBR	Tonykart	Strawberry Racing	8	56.799	0.265	0.027	7	86,199
10	86	Marcus Armstrong	NZL	Alonso	Dan Holland Racing	8	56.818	0.284	0.019	8	86,170
11	68	Lars Olofsen	BEL	Tonykart	Bouvin Power	10	56.824	0.290	0.006	9	86,161
12	35	Ido Cohen	ISR	Tonykart	Protrain Racing	10	56.916	0.382	0.092	6	86,022
13	96	Marvin Pionke	DEU	Tonykart	RS Competition	8	56.921	0.387	0.005	4	86,014
14	66	Jarno Opmeer	NLD	Maddox	Maddox Team	9	56.922	0.388	0.001	7	86,012
15	59	Eliseo Martinez	ESP	CRG	CRG SPA	10	56.970	0.436	0.048	9	85,940
16	16	Jean-Baptiste Simmen	FRA	Tonykart	Jana Racing	8	56.970	0.436		4	85,940
17	44	Tristan Charpentier	FRA	OTK	DSS	8	56.973	0.439	0.003	6	85,935
18	34	Zak Fulk	GBR	Tonykart	Coles Racing	7	56.974	0.440	0.001	4	85,934
19	76	Sandy Mitchell	GBR	Tonykart	RL Racing Dept UK	8	56.995	0.461	0.021	4	85,902
20	84	Maciej Chrupek	POL	CRG	JR Racing	10	57.009	0.475	0.014	8	85,881
21	50	Lionard Hoogenboom	NLD	Alonso	Dan Holland Racing	8	57.014	0.480	0.005	7	85,874
22	29	Aleksi Keskitalo	FIN	Tonykart	MPT Racing	10	57.022	0.488	0.008	8	85,862
23	97	Jose Enrique Brito	ECU	CRG	CRG SPA	10	57.039	0.505	0.017	9	85,836
24	24	Dennis Mavlanov	RUS	TBA	Daems Racing	9	57.063	0.529	0.024	8	85,800
25	87	Nicolas Schoell	AUT	Birel	KMS - Birel Motorsport	8	57.080	0.546	0.017	4	85,774
26	53	Marta Garcia	ESP	Zanardi	MGL Racing Xtreme	10	57.178	0.644	0.098	9	85,627
27	63	Denise De Rooij	NLD	Tonykart	Torenvliet Motorsport	8	57.228	0.694	0.050	8	85,553
28	31	Daniel Louko	FIN	Tonykart	MPT Racing	11	57.244	0.710	0.016	9	85,529
29	39	Michael Budovsky	LVA	Tonykart	Talvar Racing	10	57.275	0.741	0.031	8	85,482
30	81	Jack Martin	GBR	Tonykart	Strawberry Racing	8	57.390	0.856	0.115	3	85,311
31	73	Valters Zviedris	LVA	Intrepid	Steinerts RT	10	57.457	0.923	0.067	8	85,212
32	93	Michael McCarthy	USA	Birel	KMS - Birel Motorsport	8	57.577	1.043	0.120	4	85,034
33	83	Michal Stepinski	POL	Praga	Uniq Racing	11	57.652	1.118	0.075	8	84,923
34	78	Huib van Eijndhoven	NLD	Tonykart	Hugo Motorsport	8	58.361	1.827	0.709	7	83,892

**Not classified**

DQ	82	Charles Andersen	SWE	Kosmic	Kristian Andersen	10	57.813			6	84,687
----	----	------------------	-----	--------	-------------------	----	--------	--	--	---	--------

**Announcements**

These results are provisional until the conclusion of any judicial and technical matters!

No. 82 excluded from Qualifying practice / technical non conformity



# Rotax Euro Challenge 2014 Genk

Rotax Juniors

Genk / Belgium 1,360 Km

Qualifying Practice Group J2

04.04.2014 15:40

Qualifying (10:00 Time) started at 15:40:00

Lap	Time of Day	Lap Tm	Diff	S1 Tm	S2 Tm	S3 Tm	Lap	Time of Day	Lap Tm	Diff	S1 Tm	S2 Tm	S3 Tm
<b>(49) Dave Woolder</b>													
1	15:43:34.813	<b>59.877</b>	+3.343	24.338	17.396	18.143	4	15:46:32.706	<b>57.029</b>	+0.265	<b>22.675</b>	17.165	17.189
2	15:44:40.900	<b>1:06.087</b>	+9.553	26.763	20.630	18.694	5	15:47:29.982	<b>57.276</b>	+0.512	22.740	17.364	17.172
3	15:45:38.080	<b>57.180</b>	+0.646	23.115	16.935	17.130	6	15:48:29.464	<b>59.482</b>	+2.718	22.966	18.349	18.167
4	15:46:34.614	<b>56.534</b>		22.691	16.772	<b>17.071</b>	7	15:49:26.228	<b>56.764</b>		22.792	<b>16.898</b>	<b>17.074</b>
5	15:47:33.591	<b>58.977</b>	+2.443	22.699	17.990	18.288	8	15:50:33.566	<b>1:07.338</b>	+10.574	22.758	17.338	27.242
6	15:48:30.289	<b>56.698</b>	+0.164	<b>22.603</b>	<b>16.757</b>	17.338	<b>(85) Noah Roovers</b>						
7	15:49:26.887	<b>56.598</b>	+0.064	22.634	16.818	17.146	1	15:42:21.241	<b>1:05.931</b>	+9.159	28.024	18.410	19.497
8	15:50:23.523	<b>56.636</b>	+0.102	22.738	16.791	17.107	2	15:43:19.147	<b>57.906</b>	+1.134	23.487	17.140	17.279
<b>(5) Max Timmermans</b>													
1	15:43:45.011	<b>1:05.805</b>	+9.252	30.174	18.251	17.380	3	15:44:16.278	<b>57.131</b>	+0.359	23.015	16.959	17.157
2	15:44:42.204	<b>57.193</b>	+0.640	22.998	16.954	17.241	4	15:45:13.321	<b>57.043</b>	+0.271	22.917	16.980	17.146
3	15:45:39.038	<b>56.834</b>	+0.281	22.872	16.820	17.142	5	15:46:10.106	<b>56.785</b>	+0.013	22.847	16.889	<b>17.049</b>
4	15:46:35.591	<b>56.553</b>		<b>22.720</b>	<b>16.751</b>	<b>17.082</b>	6	15:47:06.886	<b>56.780</b>	+0.008	22.793	16.888	17.099
5	15:47:33.262	<b>57.671</b>	+1.118	22.768	17.586	17.317	7	15:48:03.658	<b>56.772</b>		<b>22.741</b>	16.946	17.085
6	15:48:30.442	<b>57.180</b>	+0.627	22.742	16.786	17.652	8	15:49:00.633	<b>56.975</b>	+0.203	22.897	16.906	17.172
7	15:49:33.677	<b>1:03.235</b>	+6.682	28.907	17.077	17.251	9	15:49:57.506	<b>56.873</b>	+0.101	22.896	16.898	17.079
<b>(98) Berkay Besler</b>													
1	15:43:49.326	<b>1:08.406</b>	+11.851	31.444	19.348	17.614	10	15:50:56.716	<b>59.210</b>	+2.438	22.766	<b>16.867</b>	19.577
2	15:44:46.561	<b>57.235</b>	+0.680	23.117	16.956	17.162	<b>(19) Omar Ismail</b>						
3	15:45:43.427	<b>56.866</b>	+0.311	22.877	<b>16.826</b>	17.163	1	15:43:34.756	<b>59.646</b>	+2.847	24.703	17.429	17.514
4	15:46:39.982	<b>56.555</b>		<b>22.568</b>	16.968	<b>17.019</b>	2	15:44:38.251	<b>1:03.495</b>	+6.696	26.254	19.147	18.094
5	15:47:36.608	<b>56.626</b>	+0.071	22.739	16.850	17.037	3	15:45:36.845	<b>58.594</b>	+1.795	24.203	17.201	17.190
6	15:48:33.400	<b>56.792</b>	+0.237	22.832	16.843	17.117	4	15:46:34.088	<b>57.243</b>	+0.444	23.244	16.854	17.145
7	15:49:30.199	<b>56.799</b>	+0.244	22.917	16.832	17.050	5	15:47:31.132	<b>57.044</b>	+0.245	22.827	16.963	17.254
8	15:50:27.048	<b>56.849</b>	+0.294	22.726	17.063	17.060	6	15:48:28.576	<b>57.444</b>	+0.645	23.189	<b>16.849</b>	17.406
<b>(94) Max Hofer</b>													
1	15:43:41.244	<b>1:01.288</b>	+4.722	26.505	17.545	17.238	7	15:49:25.375	<b>56.799</b>		22.725	16.871	17.203
2	15:44:42.486	<b>1:01.242</b>	+4.676	22.891	18.426	19.925	8	15:50:22.295	<b>56.920</b>	+0.121	<b>22.719</b>	17.084	<b>17.117</b>
3	15:45:40.432	<b>57.946</b>	+1.380	23.415	17.184	17.347	<b>(86) Marcus Armstrong</b>						
4	15:46:36.998	<b>56.566</b>		22.721	<b>16.811</b>	<b>17.034</b>	1	15:43:38.529	<b>1:00.357</b>	+3.539	25.464	17.443	17.450
5	15:47:34.398	<b>57.400</b>	+0.834	22.851	17.124	17.425	2	15:44:36.806	<b>58.277</b>	+1.459	22.971	18.021	17.285
6	15:48:31.495	<b>57.097</b>	+0.531	<b>22.615</b>	17.391	17.091	3	15:45:33.855	<b>57.049</b>	+0.231	22.814	16.966	17.269
7	15:49:28.312	<b>56.817</b>	+0.251	22.752	16.957	17.108	4	15:46:30.717	<b>56.862</b>	+0.044	22.888	16.801	17.173
8	15:50:24.926	<b>56.614</b>	+0.048	22.657	16.915	17.042	5	15:47:34.517	<b>1:03.800</b>	+6.982	25.671	20.208	17.921
<b>(17) Louis-Ferdinand Simmenauer</b>													
1	15:43:35.452	<b>1:00.199</b>	+3.555	25.310	17.534	17.355	6	15:48:31.869	<b>57.352</b>	+0.534	22.964	17.193	17.195
2	15:44:41.148	<b>1:05.696</b>	+9.052	25.816	20.692	19.188	7	15:49:28.733	<b>56.864</b>	+0.046	22.823	<b>16.783</b>	17.258
3	15:45:38.465	<b>57.317</b>	+0.673	23.246	16.926	17.145	8	15:50:25.551	<b>56.818</b>		<b>22.704</b>	16.964	<b>17.150</b>
4	15:46:35.109	<b>56.644</b>		<b>22.688</b>	16.871	<b>17.085</b>	<b>(68) Lars Olofsen</b>						
5	15:47:33.749	<b>58.640</b>	+1.996	22.698	17.688	18.254	1	15:42:20.764	<b>59.432</b>	+2.608	24.564	17.425	17.443
6	15:48:30.648	<b>56.899</b>	+0.255	22.761	16.999	17.139	2	15:43:18.082	<b>57.318</b>	+0.494	23.136	16.996	17.186
7	15:49:27.840	<b>57.192</b>	+0.548	23.244	<b>16.862</b>	17.086	3	15:44:15.165	<b>57.083</b>	+0.259	22.962	16.958	17.163
8	15:50:24.690	<b>56.850</b>	+0.206	22.854	16.885	17.111	4	15:45:12.473	<b>57.308</b>	+0.484	22.958	17.070	17.280
<b>(80) Eric Stahl</b>													
1	15:41:43.899	<b>1:02.256</b>	+5.536	26.713	18.004	17.539	5	15:46:09.648	<b>57.175</b>	+0.351	22.825	17.124	17.226
2	15:42:41.723	<b>57.824</b>	+1.104	23.426	17.078	17.320	6	15:47:06.628	<b>56.980</b>	+0.156	22.901	16.922	17.157
3	15:43:41.418	<b>59.695</b>	+2.975	25.035	17.433	17.227	7	15:48:04.138	<b>57.510</b>	+0.686	<b>22.735</b>	16.944	17.831
4	15:44:39.815	<b>58.397</b>	+1.677	23.012	17.888	17.497	8	15:49:01.219	<b>57.081</b>	+0.257	23.072	16.930	<b>17.079</b>
5	15:45:37.003	<b>57.188</b>	+0.468	22.976	17.007	17.205	9	15:49:58.043	<b>56.824</b>		22.844	16.880	17.100
6	15:46:33.836	<b>56.833</b>	+0.113	22.892	16.814	17.127	10	15:50:55.870	<b>57.827</b>	+1.003	22.789	<b>16.835</b>	18.203
7	15:47:31.428	<b>57.592</b>	+0.872	23.341	17.106	17.145	<b>(35) Ido Cohen</b>						
8	15:48:29.234	<b>57.806</b>	+1.086	23.610	16.909	17.287	1	15:41:45.285	<b>1:07.415</b>	+10.499	29.929	19.678	17.808
9	15:49:25.954	<b>56.720</b>		<b>22.831</b>	<b>16.813</b>	<b>17.076</b>	2	15:42:43.172	<b>57.887</b>	+0.971	23.429	17.188	17.270
10	15:50:23.111	<b>57.157</b>	+0.437	22.946	17.078	17.133	3	15:43:45.208	<b>1:02.036</b>	+5.120	26.430	18.160	17.446
<b>(36) Alex Quinn</b>													
1	15:43:39.630	<b>1:00.219</b>	+3.455	25.652	17.368	17.199	4	15:44:42.664	<b>57.456</b>	+0.540	23.037	17.070	17.349
2	15:44:38.622	<b>58.992</b>	+2.228	23.092	17.951	17.949	5	15:45:39.865	<b>57.201</b>	+0.285	23.154	16.945	<b>17.102</b>
3	15:45:35.677	<b>57.055</b>	+0.291	23.016	16.916	17.123	6	15:46:36.781	<b>56.916</b>		<b>22.719</b>	17.011	17.186
<b>(96) Marvin Pionke</b>													
1	15:43:33.721	<b>1:00.092</b>	+3.171	24.719	18.011	17.362	7	15:47:34.756	<b>57.975</b>	+1.059	22.992	17.327	17.656
2	15:44:31.107	<b>57.386</b>	+0.465	23.199	17.001	17.186	8	15:48:32.225	<b>57.469</b>	+0.553	22.922	17.203	17.344
3	15:45:28.291	<b>57.184</b>	+0.263	23.125	16.916	17.143	9	15:49:29.559	<b>57.334</b>	+0.418	22.929	17.152	17.253

Timekeeping I. and M. Wagner:

Clerk of the course Thomas Lainer:

Steward (Chairman) Horst Seidel:

Chief Scrutineer Paul Klaassen:



# Rotax Euro Challenge 2014 Genk

## Rotax Juniors

Genk / Belgium 1,360 Km

### Qualifying Practice Group J2

04.04.2014 15:40

#### Qualifying (10:00 Time) started at 15:40:00

Lap	Time of Day	Lap Tm	Diff	S1 Tm	S2 Tm	S3 Tm	Lap	Time of Day	Lap Tm	Diff	S1 Tm	S2 Tm	S3 Tm
<b>(66) Jarno Opmeer</b>													
1	15:42:53.046	<b>1:08.538</b>	+11.616	30.098	19.376	19.064	1	15:41:45.529	<b>1:05.373</b>	+8.364	28.478	19.051	17.844
2	15:43:52.527	<b>59.481</b>	+2.559	24.437	17.546	17.498	2	15:42:43.558	<b>58.029</b>	+1.020	23.537	17.147	17.345
3	15:44:50.016	<b>57.489</b>	+0.567	23.177	17.037	17.275	3	15:43:47.126	<b>1:03.568</b>	+6.559	26.395	19.396	17.777
4	15:45:47.085	<b>57.069</b>	+0.147	22.894	16.934	17.241	4	15:44:44.811	<b>57.685</b>	+0.676	23.323	17.138	17.224
5	15:46:44.104	<b>57.019</b>	+0.097	22.923	16.870	<b>17.226</b>	5	15:45:42.756	<b>57.945</b>	+0.936	23.085	17.090	17.770
6	15:47:41.062	<b>56.958</b>	+0.036	22.852	<b>16.856</b>	17.250	6	15:46:40.982	<b>58.226</b>	+1.217	23.084	17.945	17.197
7	15:48:37.984	<b>56.922</b>		22.821	16.859	17.242	7	15:47:38.214	<b>57.232</b>	+0.223	23.091	16.913	17.228
8	15:49:34.996	<b>57.012</b>	+0.090	22.885	16.883	17.244	8	15:48:35.223	<b>57.009</b>		<b>22.946</b>	<b>16.854</b>	<b>17.209</b>
9	15:50:32.021	<b>57.025</b>	+0.103	22.824	16.891	17.310	9	15:49:32.335	<b>57.112</b>	+0.103	23.001	16.922	<b>17.189</b>
<b>(84) Maciej Chrupek</b>													
<b>(50) Leonard Hoogenboom</b>													
1	15:43:33.766	<b>59.978</b>	+2.964	24.612	17.635	17.731	1	15:43:33.766	<b>59.978</b>	+2.964	24.612	17.635	17.731
2	15:44:37.477	<b>1:03.711</b>	+6.697	25.160	20.970	17.581	2	15:44:37.477	<b>1:03.711</b>	+6.697	25.160	20.970	17.581
3	15:45:34.791	<b>57.314</b>	+0.300	23.096	17.019	17.199	3	15:45:34.791	<b>57.314</b>	+0.300	23.096	17.019	17.199
4	15:46:31.903	<b>57.112</b>	+0.098	22.847	17.156	<b>17.109</b>	4	15:46:31.903	<b>57.112</b>	+0.098	22.847	17.156	<b>17.109</b>
5	15:47:29.592	<b>57.689</b>	+0.675	23.140	17.253	17.296	5	15:47:29.592	<b>57.689</b>	+0.675	23.140	17.253	17.296
6	15:48:28.070	<b>58.478</b>	+1.464	23.699	17.499	17.280	6	15:48:28.070	<b>58.478</b>	+1.464	23.699	17.499	17.280
7	15:49:25.084	<b>57.014</b>		<b>22.846</b>	<b>16.950</b>	17.218	7	15:49:25.084	<b>57.014</b>		<b>22.846</b>	<b>16.950</b>	17.218
8	15:50:22.519	<b>57.435</b>	+0.421	22.931	17.358	17.146	8	15:50:22.519	<b>57.435</b>	+0.421	22.931	17.358	17.146
<b>(29) Aleksi Keskitalo</b>													
1	15:41:46.354	<b>1:05.375</b>	+8.353	28.733	18.971	17.671	1	15:41:46.354	<b>1:05.375</b>	+8.353	28.733	18.971	17.671
2	15:42:44.907	<b>58.553</b>	+1.531	23.960	17.227	17.366	2	15:42:44.907	<b>58.553</b>	+1.531	23.960	17.227	17.366
3	15:43:46.116	<b>1:01.209</b>	+4.187	25.092	18.729	17.388	3	15:43:46.116	<b>1:01.209</b>	+4.187	25.092	18.729	17.388
4	15:44:43.420	<b>57.304</b>	+0.282	22.970	17.075	17.259	4	15:44:43.420	<b>57.304</b>	+0.282	22.970	17.075	17.259
5	15:45:44.153	<b>1:00.733</b>	+3.711	22.972	18.500	19.261	5	15:45:44.153	<b>1:00.733</b>	+3.711	22.972	18.500	19.261
6	15:46:42.273	<b>58.120</b>	+1.098	23.774	17.083	17.263	6	15:46:42.273	<b>58.120</b>	+1.098	23.774	17.083	17.263
7	15:47:39.672	<b>57.399</b>	+0.377	23.114	17.006	17.279	7	15:47:39.672	<b>57.399</b>	+0.377	23.114	17.006	17.279
8	15:48:36.694	<b>57.022</b>		<b>22.889</b>	<b>16.939</b>	<b>17.194</b>	8	15:48:36.694	<b>57.022</b>		<b>22.889</b>	<b>16.939</b>	<b>17.194</b>
9	15:49:33.806	<b>57.112</b>	+0.090	22.889	17.008	17.215	9	15:49:33.806	<b>57.112</b>	+0.090	22.889	17.008	17.215
10	15:50:31.202	<b>57.396</b>	+0.374	22.978	17.119	17.299	10	15:50:31.202	<b>57.396</b>	+0.374	22.978	17.119	17.299
<b>(97) Jose Enrique Brito</b>													
1	15:41:33.630	<b>59.918</b>	+2.879	24.940	17.464	17.514	1	15:41:33.630	<b>59.918</b>	+2.879	24.940	17.464	17.514
2	15:42:31.380	<b>57.750</b>	+0.711	23.382	17.083	17.285	2	15:42:31.380	<b>57.750</b>	+0.711	23.382	17.083	17.285
3	15:43:28.846	<b>57.466</b>	+0.427	23.131	17.094	17.241	3	15:43:28.846	<b>57.466</b>	+0.427	23.131	17.094	17.241
4	15:44:26.234	<b>57.388</b>	+0.349	23.196	16.978	17.214	4	15:44:26.234	<b>57.388</b>	+0.349	23.196	16.978	17.214
5	15:45:23.725	<b>57.491</b>	+0.452	23.186	17.051	17.254	5	15:45:23.725	<b>57.491</b>	+0.452	23.186	17.051	17.254
6	15:46:21.010	<b>57.285</b>	+0.246	23.110	16.957	17.218	6	15:46:21.010	<b>57.285</b>	+0.246	23.110	16.957	17.218
7	15:47:18.121	<b>57.111</b>	+0.072	22.958	16.955	<b>17.198</b>	7	15:47:18.121	<b>57.111</b>	+0.072	22.958	16.955	<b>17.198</b>
8	15:48:15.222	<b>57.101</b>	+0.062	22.929	16.950	17.222	8	15:48:15.222	<b>57.101</b>	+0.062	22.929	16.950	17.222
9	15:49:12.261	<b>57.039</b>		<b>22.892</b>	<b>16.922</b>	17.225	9	15:49:12.261	<b>57.039</b>		<b>22.892</b>	<b>16.922</b>	17.225
10	15:50:09.503	<b>57.242</b>	+0.203	23.015	16.922	17.305	10	15:50:09.503	<b>57.242</b>	+0.203	23.015	16.922	17.305
<b>(24) Dennis Mavlvanov</b>													
1	15:42:53.175	<b>1:02.691</b>	+5.628	25.561	18.458	18.672	1	15:42:53.175	<b>1:02.691</b>	+5.628	25.561	18.458	18.672
2	15:43:52.644	<b>59.469</b>	+2.406	24.562	17.499	17.408	2	15:43:52.644	<b>59.469</b>	+2.406	24.562	17.499	17.408
3	15:44:53.113	<b>1:00.469</b>	+3.406	23.242	19.502	17.725	3	15:44:53.113	<b>1:00.469</b>	+3.406	23.242	19.502	17.725
4	15:45:51.030	<b>57.917</b>	+0.854	23.371	17.170	17.376	4	15:45:51.030	<b>57.917</b>	+0.854	23.371	17.170	17.376
5	15:46:48.358	<b>57.328</b>	+0.265	23.109	16.944	17.275	5	15:46:48.358	<b>57.328</b>	+0.265	23.109	16.944	17.275
6	15:47:45.437	<b>57.079</b>	+0.016	<b>22.864</b>	16.942	17.273	6	15:47:45.437	<b>57.079</b>	+0.016	<b>22.864</b>	16.942	17.273
7	15:48:42.528	<b>57.091</b>	+0.028	22.994	<b>16.862</b>	17.235	7	15:48:42.528	<b>57.091</b>	+0.028	22.994	<b>16.862</b>	17.235
8	15:49:39.591	<b>57.063</b>		22.976	16.894	<b>17.193</b>	8	15:49:39.591	<b>57.063</b>		22.976	16.894	<b>17.193</b>
9	15:50:39.235	<b>59.644</b>	+2.581	22.905	16.962	19.777	9	15:50:39.235	<b>59.644</b>	+2.581	22.905	16.962	19.777
<b>(87) Nicolas Schoell</b>													
1	15:43:46.763	<b>1:06.104</b>	+9.024	29.065	19.295	17.744	1	15:43:46.763	<b>1:06.104</b>	+9.024	29.065	19.295	17.744
2	15:44:44.582	<b>57.819</b>	+0.739	23.336	17.173	17.310	2	15:44:44.582	<b>57.819</b>	+0.739	23.336	17.173	17.310
3	15:45:42.014	<b>57.432</b>	+0.352	23.021	17.175	17.236	3	15:45:42.014	<b>57.432</b>	+0.352	23.021	17.175	17.236
4	15:46:39.094	<b>57.080</b>		22.956	<b>16.984</b>	<b>17.140</b>	4	15:46:39.094	<b>57.080</b>		22.956	<b>16.984</b>	<b>17.140</b>
5	15:47:36.415	<b>57.321</b>	+0.241	<b>22.945</b>	17.069	17.307	5	15:47:36.415	<b>57.321</b>	+0.241	<b>22.945</b>	17.069	17.307
6	15:48:34.221	<b>57.806</b>	+0.726	23.541	16.996	17.269	6	15:48:34.221	<b>57.806</b>	+0.726	23.541	16.996	17.269

Timekeeping I. and M. Wagner:

Clerk of the course Thomas Lainer:

www.mylaps.com

Steward (Chairman) Horst Seidel:

Chief Scrutineer Paul Klaassen:

Licensed to: Motorsport Events





# Rotax Euro Challenge 2014 Genk

Rotax Juniors

Genk / Belgium 1,360 Km

Total result Qualifying Group J1 / J2

Pos	No.	Name	Nat.	Chassis	Race Team	Total Best Tm	Diff	QJ1 Best Tm	QJ2 Best Tm
1	8	Thomas Preining	AUT	FA Kart	Team TKP	56.365		56.365	
2	62	Richard Verschoor	NLD	FA Kart	Team TKP	56.374	0.009	56.374	
3	49	Dave Wooder	GBR	Alonso	Dan Holland Racing	56.534	0.169		56.534
4	5	Max Timmermans	BEL	FA Kart	Dan Holland Racing	56.553	0.188		56.553
5	98	Berkay Besler	TUR	Kosmic	DNR Racing	56.555	0.190		56.555
6	94	Max Hofer	AUT	Birel	KMS - Birel Motorsport	56.566	0.201		56.566
7	12	Rinus van Kalmthout	NLD	Alonso	VF Racing	56.587	0.222	56.587	
8	64	Luc Willemse	NLD	FA Kart	Team TKP	56.607	0.242	56.607	
9	33	Jack McCarthy	GBR	Tonykart	Strawberry Racing	56.610	0.245	56.610	
10	17	Louis-Ferdinand Simmenauer	FRA	Tonykart	Jana Racing	56.644	0.279		56.644
11	32	Jordan Brown-Nutley	GBR	Tonykart	Coles Racing	56.648	0.283	56.648	
12	80	Eric Stahl	BEL	Alonso	G-Star Raw Racing Team	56.720	0.355		56.720
13	36	Alex Quinn	GBR	Tonykart	Coles Racing	56.764	0.399		56.764
14	85	Noah Roovers	BEL	Gillard	DFK	56.772	0.407		56.772
15	25	Dylan Buys	NLD	Intrepid	IRB Racing	56.773	0.408	56.773	
16	95	Dean MacDonald	GBR	Tonykart	Strawberry Racing	56.778	0.413	56.778	
17	40	Nick Dunker	NLD	Alonso	Dreamteam Racing	56.788	0.423	56.788	
18	19	Omar Ismail	GBR	Tonykart	Strawberry Racing	56.799	0.434		56.799
19	23	Danny Kroes	NLD	Tonykart	Hugo Motorsport	56.812	0.447	56.812	
20	86	Marcus Armstrong	NZL	Alonso	Dan Holland Racing	56.818	0.453		56.818
21	68	Lars Olofsen	BEL	Tonykart	Bouvin Power	56.824	0.459		56.824
22	58	Dzianis Slavinski	BLR	Tonykart	M-Racing	56.857	0.492	56.857	
23	35	Ido Cohen	ISR	Tonykart	Protrain Racing	56.916	0.551		56.916
24	96	Marvin Pionke	DEU	Tonykart	RS Competition	56.921	0.556		56.921
25	66	Jarno Opmeer	NLD	Maddox	Maddox Team	56.922	0.557		56.922
26	69	Juri Vips	EST	Tonykart	Strawberry Racing	56.937	0.572	56.937	
27	30	Oliver York	GBR	Tonykart	Strawberry Racing	56.939	0.574	56.939	
28	88	Mick Wishofer	AUT	Birel	KMS - Birel Motorsport	56.959	0.594	56.959	
29	59	Eliseo Martinez	ESP	CRG	CRG SPA	56.970	0.605		56.970
30	16	Jean-Baptiste Simmenauer	FRA	Tonykart	Jana Racing	56.970	0.605		56.970
31	44	Tristan Charpentier	FRA	OTK	DSS	56.973	0.608		56.973
32	34	Zak Fulk	GBR	Tonykart	Coles Racing	56.974	0.609		56.974
33	67	Sanne van Wagenveld	NLD	Topkart	Topkart	56.979	0.614	56.979	
34	46	Perdana Minang	IDN	Kosmic	Aim Motorsport/RedWhite I	56.980	0.615	56.980	
35	22	Jakub Bezel	CZE	MS Kart	MS Kart Racing Team	56.990	0.625	56.990	
36	91	Jack Black	AUS	DR	VPDR	56.993	0.628	56.993	
37	76	Sandy Mitchell	GBR	Tonykart	RL Racing Dept UK	56.995	0.630		56.995
38	89	Matthew Solarczyk	USA	Birel	KMS - Birel Motorsport	56.998	0.633	56.998	
39	9	Darren Keane	USA	Tonykart	Strawberry Racing	57.003	0.638	57.003	
40	84	Maciej Chrupek	POL	CRG	JR Racing	57.009	0.644		57.009
41	50	Leonard Hoogenboom	NLD	Alonso	Dan Holland Racing	57.014	0.649		57.014
42	29	Aleksi Keskitalo	FIN	Tonykart	MPT Racing	57.022	0.657		57.022
43	26	Finlay Hutchison	GBR	Tonykart	Strawberry Racing	57.023	0.658	57.023	
44	97	Jose Enrique Brito	ECU	CRG	CRG SPA	57.039	0.674		57.039
45	74	Yannick Brandt	CHE	Kosmic	Spirit Racing	57.042	0.677	57.042	

## Announcements

These results are provisional until the conclusion of any judicial and technical matters!

No. 82 excluded from Qualifying practice / technical non conformity





# Rotax Euro Challenge 2014 Genk

Rotax Juniors

Genk / Belgium 1,360 Km

Total result Qualifying Group J1 / J2

Pos	No.	Name	Nat.	Chassis	Race Team	Total Best Tm	Diff	QJ1 Best Tm	QJ2 Best Tm
46	72	Toni Toikka	FIN	Tonykart	MPT Racing	57.053	0.688	57.053	
47	47	Antoine Perceval	FRA	Tonykart	SG Drivers	57.054	0.689	57.054	
48	43	Enzo Coursimault	FRA	Kosmic	PKS	57.061	0.696	57.061	
49	24	Dennis Mavlanov	RUS	TBA	Daems Racing	57.063	0.698		57.063
50	18	Hugo Chevalier	FRA	Tonykart	RK Competition	57.075	0.710	57.075	
51	87	Nicolas Schoell	AUT	Birel	KMS - Birel Motorsport	57.080	0.715		57.080
52	70	Felix Warge	BEL	Tonykart	Marc Warge	57.170	0.805	57.170	
53	53	Marta Garcia	ESP	Zanardi	MGL Racing Xtreme	57.178	0.813		57.178
54	63	Denise De Rooij	NLD	Tonykart	Torenvliet Motorsport	57.228	0.863		57.228
55	31	Daniel Louko	FIN	Tonykart	MPT Racing	57.244	0.879		57.244
56	71	Scott Symons	GBR	Tonykart	KR Sport	57.256	0.891	57.256	
57	39	Michael Budovsky	LVA	Tonykart	Talvar Racing	57.275	0.910		57.275
58	90	Adrien Renaudin	FRA	Sodikart	KPR	57.300	0.935	57.300	
59	65	Emilien Carde	FRA	Kosmic	Matec Competition	57.349	0.984	57.349	
60	81	Jack Martin	GBR	Tonykart	Strawberry Racing	57.390	1.025		57.390
61	77	Ayrton Simmons	GBR	Wildkart	NJR Motorsport	57.426	1.061	57.426	
62	92	Aiden Keel	USA	Birel	KMS - Birel Motorsport	57.456	1.091	57.456	
63	73	Valters Zviedris	LVA	Intrepid	Steinerts RT	57.457	1.092		57.457
64	75	Ruben Real del Sarte	NLD	Alonso	Dreamteam Racing	57.535	1.170	57.535	
65	93	Michael McCarthy	USA	Birel	KMS - Birel Motorsport	57.577	1.212		57.577
66	83	Michal Stepinski	POL	Praga	Uniq Racing	57.652	1.287		57.652
67	20	Lewis Kent	GBR	Tonykart	Coles Racing	58.050	1.685	58.050	
68	41	Artemy Kamenok	BLR	Tonykart	Forse RT	58.061	1.696	58.061	
69	78	Huub van Eijndhoven	NLD	Tonykart	Hugo Motorsport	58.361	1.996		58.361
DQ	82	Charles Andersen	SWE	Kosmic	Kristian Andersen				

## Announcements

These results are provisional until the conclusion of any judicial and technical matters!  
No. 82 excluded from Qualifying practice / technical non conformity

# Heat organization Rotax Euro Challenge Genk / Belgium Juniors Group A

Group	Pos	No.	Firstname	Lastname	Class	Overall BestTm
Group A	1	8	Thomas	Preining	Juniors	56.365
Group A	5	98	Berkay	Besler	Juniors	56.555
Group A	9	33	Jack	McCarthy	Juniors	56.610
Group A	13	36	Alex	Quinn	Juniors	56.764
Group A	17	40	Nick	Dunker	Juniors	56.788
Group A	21	68	Lars	Olofsen	Juniors	56.824
Group A	25	66	Jarno	Opmeer	Juniors	56.922
Group A	29	59	Eliseo	Martinez	Juniors	56.970
Group A	33	67	Sanne	van Wagenveld	Juniors	56.979
Group A	37	76	Sandy	Mitchell	Juniors	56.995
Group A	41	50	Leonard	Hoogenboom	Juniors	57.014
Group A	45	74	Yannick	Brandt	Juniors	57.042
Group A	49	24	Dennis	Mavlanov	Juniors	57.063
Group A	53	53	Marta	Garcia	Juniors	57.178
Group A	57	39	Michael	Budovsky	Juniors	57.275
Group A	61	77	Ayrton	Simmons	Juniors	57.426
Group A	65	93	Michael	McCarthy	Juniors	57.577
Group A	69	78	Huub	van Eijndhoven	Juniors	58.361



Clerk of the course Thomas Lainer:

Stewards (Chairman) Horst Seidel:

Scrutineer Paul Klaassen:

Timekeeping M. Wagner:

Printed: 04.04.2014 17:32

Posted at: h

# Heat organization Rotax Euro Challenge Genk / Belgium Juniors Group B

Group	Pos	No.	Firstname	Lastname	Class	Overall BestTm
Group B	2	62	Richard	Verschoor	Juniors	56.374
Group B	6	94	Max	Hofer	Juniors	56.566
Group B	10	17	Louis-Ferdinand	Simmenauer	Juniors	56.644
Group B	14	85	Noah	Roovers	Juniors	56.772
Group B	18	19	Omar	Ismail	Juniors	56.799
Group B	22	58	Dzianis	Slavinski	Juniors	56.857
Group B	26	69	Juri	Vips	Juniors	56.937
Group B	30	16	Jean-Baptiste	Simmenauer	Juniors	56.970
Group B	34	46	Perdana	Minang	Juniors	56.980
Group B	38	89	Matthew	Solarczyk	Juniors	56.998
Group B	42	29	Aleksi	Keskitalo	Juniors	57.022
Group B	46	72	Toni	Toikka	Juniors	57.053
Group B	50	18	Hugo	Chevalier	Juniors	57.075
Group B	54	63	Denise	De Rooij	Juniors	57.228
Group B	58	90	Adrien	Renaudin	Juniors	57.300
Group B	62	92	Aiden	Keel	Juniors	57.456
Group B	66	83	Michal	Stepinski	Juniors	57.652
Group B	70	82	Charles	Andersen	Juniors	EXC



Clerk of the course Thomas Lainer:

Stewards (Chairman) Horst Seidel:

Scrutineer Paul Klaassen:

Timekeeping M. Wagner:

Printed: 04.04.2014 17:32

Posted at: h

# Heat organization Rotax Euro Challenge Genk / Belgium Juniors Group C

Group	Pos	No.	Firstname	Lastname	Class	Overall BestTm
Group C	3	49	Dave	Wooder	Juniors	56.534
Group C	7	12	Rinus	van Kalmthout	Juniors	56.587
Group C	11	32	Jordan	Brown-Nutley	Juniors	56.648
Group C	15	25	Dylan	Buys	Juniors	56.773
Group C	19	23	Danny	Kroes	Juniors	56.812
Group C	23	35	Ido	Cohen	Juniors	56.916
Group C	27	30	Oliver	York	Juniors	56.939
Group C	31	44	Tristan	Charpentier	Juniors	56.973
Group C	35	22	Jakub	Bezel	Juniors	56.990
Group C	39	9	Darren	Keane	Juniors	57.003
Group C	43	26	Finlay	Hutchison	Juniors	57.023
Group C	47	47	Antoine	Perceval	Juniors	57.054
Group C	51	87	Nicolas	Schoell	Juniors	57.080
Group C	55	31	Daniel	Louko	Juniors	57.244
Group C	59	65	Emilien	Carde	Juniors	57.349
Group C	63	73	Valters	Zviedris	Juniors	57.457
Group C	67	20	Lewis	Kent	Juniors	58.050



Clerk of the course Thomas Lainer:

Stewards (Chairman) Horst Seidel:

Scrutineer Paul Klaassen:

Timekeeping M. Wagner:

Printed: 04.04.2014 17:32

posted at: h

## Heat organization Rotax Euro Challenge Genk / Belgium Juniors Group D

Group	Pos	No.	Firstname	Lastname	Class	Overall BestTm
Group D	4	5	Max	Timmermans	Juniors	56.553
Group D	8	64	Luc	Willemse	Juniors	56.607
Group D	12	80	Eric	Stahl	Juniors	56.720
Group D	16	95	Dean	MacDonald	Juniors	56.778
Group D	20	86	Marcus	Armstrong	Juniors	56.818
Group D	24	96	Marvin	Pionke	Juniors	56.921
Group D	28	88	Mick	Wishofer	Juniors	56.959
Group D	32	34	Zak	Fulk	Juniors	56.974
Group D	36	91	Jack	Black	Juniors	56.993
Group D	40	84	Maciej	Chrupek	Juniors	57.009
Group D	44	97	Jose Enrique	Brito	Juniors	57.039
Group D	48	43	Enzo	Coursimault	Juniors	57.061
Group D	52	70	Felix	Warge	Juniors	57.170
Group D	56	71	Scott	Symons	Juniors	57.256
Group D	60	81	Jack	Martin	Juniors	57.390
Group D	64	75	Ruben	Real del Sarte	Juniors	57.535
Group D	68	41	Artemy	Kamenok	Juniors	58.061



Clerk of the course Thomas Lainer:

Stewards (Chairman) Horst Seidel:

Scrutineer Paul Klaassen:

Timekeeping M. Wagner:

Printed: 04.04.2014 17:32

posted at: h

Rotax Euro Challenge

Class: Juniors

Date/Time: 05.04.2014 10:50

Track:

Heat:

Laps:

Genk / Belgium

Race 3 Qualifying Heat 1 A+B

7

Edition 1

Huub van Eijndhoven	78	Group A 58.361	18	Charles Andersen	82	Group B EXC
	35				36	
Michael McCarthy	93	Group A 57.577	17	Michal Stepinski	83	Group B 57.652
	33				34	
Ayrton Simmons	77	Group A 57.426	16	Aiden Keel	92	Group B 57.456
	31				32	
Michael Budovsky	39	Group A 57.275	15	Adrien Renaudin	90	Group B 57.300
	29				30	
Marta Garcia	53	Group A 57.178	14	Denise De Rooij	63	Group B 57.228
	27				28	
Dennis Mavlanov	24	Group A 57.063	13	Hugo Chevalier	18	Group B 57.075
	25				26	
Yannick Brandt	74	Group A 57.042	12	Toni Toikka	72	Group B 57.053
	23				24	
Leonard Hoogenboom	50	Group A 57.014	11	Aleksi Keskitalo	29	Group B 57.022
	21				22	
Sandy Mitchell	76	Group A 56.995	10	Matthew Solarczyk	89	Group B 56.998
	19				20	
Sanne van Wagenveld	67	Group A 56.979	9	Perdana Minang	46	Group B 56.980
	17				18	
Eliseo Martinez	59	Group A 56.970	8	Jean-Baptiste Simmenauer	16	Group B 56.970
	15				16	
Jarno Opmeer	66	Group A 56.922	7	Juri Vips	69	Group B 56.937
	13				14	
Lars Olofsen	68	Group A 56.824	6	Dzianis Slavinski	58	Group B 56.857
	11				12	
Nick Dunker	40	Group A 56.788	5	Omar Ismail	19	Group B 56.799
	9				10	
Alex Quinn	36	Group A 56.764	4	Noah Roovers	85	Group B 56.772
	7				8	
Jack McCarthy	33	Group A 56.610	3	Louis-Ferdinand Simmenauer	17	Group B 56.644
	5				6	
Berkay Besler	98	Group A 56.555	2	Max Hofer	94	Group B 56.566
	3				4	
Thomas Preining	8	Group A 56.365	1	Richard Verschoor	62	Group B 56.374
	1				2	

Pole Position

Clerk of the course Thomas Lainer:

Stewards (Chairman) Horst Seidel:

Scrutineer Paul Klaassen:

Timekeeping M. Wagner:

Rotax Euro Challenge  
Class: Juniors  
Date/Time: 05.04.2014 11:10

Track: Genk / Belgium  
Heat: Race 4 Qualifying Heat 2 C+D  
Laps: 7

Edition 1

	18	
35		36
Lewis Kent	20	Group C 58.050
33	17	Artemy Kamenok
Valters Zviedris	73	Group C 57.457
31	16	Ruben Real del Sarte
Emilien Carde	65	Group C 57.349
29	15	Jack Martin
Daniel Louko	31	Group C 57.244
27	14	Scott Symons
Nicolas Schoell	87	Group C 57.080
25	13	Felix Warge
Antoine Perceval	47	Group C 57.054
23	12	Enzo Coursimault
Finlay Hutchison	26	Group C 57.023
21	11	Jose Enrique Brito
Darren Keane	9	Group C 57.003
19	10	Maciej Chrupek
Jakub Bezel	22	Group C 56.990
17	9	Jack Black
Tristan Charpentier	44	Group C 56.973
15	8	Zak Fulk
Oliver York	30	Group C 56.939
13	7	Mick Wishofer
Ido Cohen	35	Group C 56.916
11	6	Marvin Pionke
Danny Kroes	23	Group C 56.812
9	5	Marcus Armstrong
Dylan Buys	25	Group C 56.773
7	4	Dean MacDonald
Jordan Brown-Nutley	32	Group C 56.648
5	3	Eric Stahl
Rinus van Kalmthout	12	Group C 56.587
3	2	Luc Willemse
Dave Wooder	49	Group C 56.534
1	1	Max Timmermans
	Row	

Pole Position

Clerk of the course Thomas Lainer:  
Stewards (Chairman) Horst Seidel:

Scrutineer Paul Klaassen:  
Timekeeping M. Wagner:

Rotax Euro Challenge

Class: Juniors

Date/Time: 05.04.2014 14:00

Track:

Heat:

Laps:

Genk / Belgium

Race 11 Qualifying Heat 3 B+C

7

Edition 1

Charles Andersen	82	Group B EXC	18	
	35			36
Michal Stepinski	83	Group B 57.652	17	Lewis Kent
	33			20
Aiden Keel	92	Group B 57.456	16	Valters Zviedris
	31			73
Adrien Renaudin	90	Group B 57.300	15	Emilien Carde
	29			65
Denise De Rooij	63	Group B 57.228	14	Daniel Louko
	27			31
Hugo Chevalier	18	Group B 57.075	13	Nicolas Schoell
	25			87
Toni Toikka	72	Group B 57.053	12	Antoine Perceval
	23			47
Aleksi Keskitalo	29	Group B 57.022	11	Finlay Hutchison
	21			26
Matthew Solarczyk	89	Group B 56.998	10	Darren Keane
	19			9
Perdana Minang	46	Group B 56.980	9	Jakub Bezel
	17			22
Jean-Baptiste Simmenauer	16	Group B 56.970	8	Tristan Charpentier
	15			44
Juri Vips	69	Group B 56.937	7	Oliver York
	13			30
Dzianis Slavinski	58	Group B 56.857	6	Ido Cohen
	11			35
Omar Ismail	19	Group B 56.799	5	Danny Kroes
	9			23
Noah Roovers	85	Group B 56.772	4	Dylan Buys
	7			25
Louis-Ferdinand Simmenauer	17	Group B 56.644	3	Jordan Brown-Nutley
	5			32
Max Hofer	94	Group B 56.566	2	Rinus van Kalmthout
	3			12
Richard Verschoor	62	Group B 56.374	1	Dave Wooder
	1			49
			Row	2

Pole Position

Clerk of the course Thomas Lainer:

Stewards (Chairman) Horst Seidel:

Scrutineer Paul Klaassen:

Timekeeping M. Wagner:



Rotax Euro Challenge

Class: Juniors

Date/Time: 05.04.2014 14:20

Track:

Heat:

Laps:

Genk / Belgium

Race 12 Qualifying Heat 4 A+D

7

Edition 1

Huub van Eijndhoven	<b>78</b>	Group A 58.361	<b>18</b>		
	35				36
Michael McCarthy	<b>93</b>	Group A 57.577	<b>17</b>	Artemy Kamenok	<b>41</b>
	33				34
Ayrton Simmons	<b>77</b>	Group A 57.426	<b>16</b>	Ruben Real del Sarte	<b>75</b>
	31				32
Michael Budovsky	<b>39</b>	Group A 57.275	<b>15</b>	Jack Martin	<b>81</b>
	29				30
Marta Garcia	<b>53</b>	Group A 57.178	<b>14</b>	Scott Symons	<b>71</b>
	27				28
Dennis Mavlanov	<b>24</b>	Group A 57.063	<b>13</b>	Felix Warge	<b>70</b>
	25				26
Yannick Brandt	<b>74</b>	Group A 57.042	<b>12</b>	Enzo Coursimault	<b>43</b>
	23				24
Leonard Hoogenboom	<b>50</b>	Group A 57.014	<b>11</b>	Jose Enrique Brito	<b>97</b>
	21				22
Sandy Mitchell	<b>76</b>	Group A 56.995	<b>10</b>	Maciej Chrupek	<b>84</b>
	19				20
Sanne van Wagenveld	<b>67</b>	Group A 56.979	<b>9</b>	Jack Black	<b>91</b>
	17				18
Eliseo Martinez	<b>59</b>	Group A 56.970	<b>8</b>	Zak Fulk	<b>34</b>
	15				16
Jarno Opmeer	<b>66</b>	Group A 56.922	<b>7</b>	Mick Wishofer	<b>88</b>
	13				14
Lars Olofsen	<b>68</b>	Group A 56.824	<b>6</b>	Marvin Pionke	<b>96</b>
	11				12
Nick Dunker	<b>40</b>	Group A 56.788	<b>5</b>	Marcus Armstrong	<b>86</b>
	9				10
Alex Quinn	<b>36</b>	Group A 56.764	<b>4</b>	Dean MacDonald	<b>95</b>
	7				8
Jack McCarthy	<b>33</b>	Group A 56.610	<b>3</b>	Eric Stahl	<b>80</b>
	5				6
Berkay Besler	<b>98</b>	Group A 56.555	<b>2</b>	Luc Willemse	<b>64</b>
	3				4
Thomas Preining	<b>8</b>	Group A 56.365	<b>1</b>	Max Timmermans	<b>5</b>
	1		<b>1</b>		2

Pole Position

Row

Clerk of the course Thomas Lainer:

Stewards (Chairman) Horst Seidel:

Scrutineer Paul Klaassen:

Timekeeping M. Wagner:

Rotax Euro Challenge

Class: Juniors

Date/Time: 05.04.2014 16:20

Track:

Heat:

Laps:

Genk / Belgium

Race 17 Qualifying Heat 5 A+C

7

Edition 1

Huub van Eijndhoven	78	Group A 58.361	18		
	35				36
Michael McCarthy	93	Group A 57.577	17	Lewis Kent	20
	33				34
Ayrton Simmons	77	Group A 57.426	16	Valters Zviedris	73
	31				32
Michael Budovsky	39	Group A 57.275	15	Emilien Carde	65
	29				30
Marta Garcia	53	Group A 57.178	14	Daniel Louko	31
	27				28
Dennis Mavlanov	24	Group A 57.063	13	Nicolas Schoell	87
	25				26
Yannick Brandt	74	Group A 57.042	12	Antoine Perceval	47
	23				24
Leonard Hoogenboom	50	Group A 57.014	11	Finlay Hutchison	26
	21				22
Sandy Mitchell	76	Group A 56.995	10	Darren Keane	9
	19				20
Sanne van Wagenveld	67	Group A 56.979	9	Jakub Bezel	22
	17				18
Eliseo Martinez	59	Group A 56.970	8	Tristan Charpentier	44
	15				16
Jarno Opmeer	66	Group A 56.922	7	Oliver York	30
	13				14
Lars Olofsen	68	Group A 56.824	6	Ido Cohen	35
	11				12
Nick Dunker	40	Group A 56.788	5	Danny Kroes	23
	9				10
Alex Quinn	36	Group A 56.764	4	Dylan Buys	25
	7				8
Jack McCarthy	33	Group A 56.610	3	Jordan Brown-Nutley	32
	5				6
Berkay Besler	98	Group A 56.555	2	Rinus van Kalmthout	12
	3				4
Thomas Preining	8	Group A 56.365	1	Dave Wooder	49
	1				2

Pole Position

Row

Clerk of the course Thomas Lainer:

Stewards (Chairman) Horst Seidel:

Scrutineer Paul Klaassen:

Timekeeping M. Wagner:

Rotax Euro Challenge

Class: Juniors

Date/Time: 05.04.2014 16:40

Track:

Heat:

Laps:

Genk / Belgium

Race 18 Qualifying Heat 6 B+D

7

Edition 1

Charles Andersen	82	Group B EXC	18		
	35				36
Michal Stepinski	83	Group B 57.652	17	Artemy Kamenok	41
	33				34
Aiden Keel	92	Group B 57.456	16	Ruben Real del Sarte	75
	31				32
Adrien Renaudin	90	Group B 57.300	15	Jack Martin	81
	29				30
Denise De Rooij	63	Group B 57.228	14	Scott Symons	71
	27				28
Hugo Chevalier	18	Group B 57.075	13	Felix Warge	70
	25				26
Toni Toikka	72	Group B 57.053	12	Enzo Coursimault	43
	23				24
Aleksi Keskitalo	29	Group B 57.022	11	Jose Enrique Brito	97
	21				22
Matthew Solarczyk	89	Group B 56.998	10	Maciej Chrupek	84
	19				20
Perdana Minang	46	Group B 56.980	9	Jack Black	91
	17				18
Jean-Baptiste Simmenauer	16	Group B 56.970	8	Zak Fulk	34
	15				16
Juri Vips	69	Group B 56.937	7	Mick Wishofer	88
	13				14
Dzianis Slavinski	58	Group B 56.857	6	Marvin Pionke	96
	11				12
Omar Ismail	19	Group B 56.799	5	Marcus Armstrong	86
	9				10
Noah Roovers	85	Group B 56.772	4	Dean MacDonald	95
	7				8
Louis-Ferdinand Simmenauer	17	Group B 56.644	3	Eric Stahl	80
	5				6
Max Hofer	94	Group B 56.566	2	Luc Willemse	64
	3				4
Richard Verschoor	62	Group B 56.374	1	Max Timmermans	5
	1				2

Pole Position

Clerk of the course Thomas Lainer:

Stewards (Chairman) Horst Seidel:

Scrutineer Paul Klaassen:

Timekeeping M. Wagner:



# Rotax Euro Challenge 2014 Genk

Rotax Juniors

Genk / Belgium 1,360 Km

Warm up Even Numbers

05.04.2014 09:20

Practice (5:00 Time) started at 9:20:01

Pos	No.	Name	Nat.	Chassis	Race Team	Laps	Best Tm	Diff	Gap	In Lap	km/h
1	12	Rinus van Kalmthout	NLD	Alonso	VF Racing	5	56.710			4	86,334
2	8	Thomas Preining	AUT	FA Kart	Team TKP	6	56.719	0.009	0.009	6	86,320
3	62	Richard Verschoor	NLD	FA Kart	Team TKP	5	56.733	0.023	0.014	4	86,299
4	94	Max Hofer	AUT	Birel	KMS - Birel Motorsport	5	56.755	0.045	0.022	4	86,266
5	98	Berkay Besler	TUR	Kosmic	DNR Racing	5	56.857	0.147	0.102	5	86,111
6	36	Alex Quinn	GBR	Tonykart	Coles Racing	5	56.865	0.155	0.008	5	86,099
7	86	Marcus Armstrong	NZL	Alonso	Dan Holland Racing	5	56.876	0.166	0.011	5	86,082
8	76	Sandy Mitchell	GBR	Tonykart	RL Racing Dept UK	5	56.916	0.206	0.040	3	86,022
9	68	Lars Olofsen	BEL	Tonykart	Bouvin Power	5	56.925	0.215	0.009	5	86,008
10	64	Luc Willemse	NLD	FA Kart	Team TKP	5	56.929	0.219	0.004	4	86,002
11	72	Toni Toikka	FIN	Tonykart	MPT Racing	5	56.992	0.282	0.063	5	85,907
12	46	Perdana Minang	IDN	Kosmic	Aim Motorsport/RedWhite F	5	57.029	0.319	0.037	4	85,851
13	50	Leonard Hoogenboom	NLD	Alonso	Dan Holland Racing	5	57.033	0.323	0.004	3	85,845
14	40	Nick Dunker	NLD	Alonso	Dreamteam Racing	5	57.064	0.354	0.031	5	85,798
15	80	Eric Stahl	BEL	Alonso	G-Star Raw Racing Team	5	57.093	0.383	0.029	4	85,755
16	88	Mick Wishofer	AUT	Birel	KMS - Birel Motorsport	5	57.114	0.404	0.021	4	85,723
17	32	Jordan Brown-Nutley	GBR	Tonykart	Coles Racing	5	57.162	0.452	0.048	3	85,651
18	24	Dennis Mavlanov	RUS	TBA	Daems Racing	5	57.172	0.462	0.010	4	85,636
19	58	Dzianis Slavinski	BLR	Tonykart	M-Racing	5	57.201	0.491	0.029	3	85,593
20	26	Finlay Hutchison	GBR	Tonykart	Strawberry Racing	5	57.224	0.514	0.023	4	85,559
21	90	Adrien Renaudin	FRA	Sodikart	KPR	5	57.330	0.620	0.106	5	85,400
22	34	Zak Fulk	GBR	Tonykart	Coles Racing	5	57.353	0.643	0.023	5	85,366
23	92	Aiden Keel	USA	Birel	KMS - Birel Motorsport	5	57.389	0.679	0.036	4	85,313
24	70	Felix Warge	BEL	Tonykart	Marc Warge	4	57.401	0.691	0.012	3	85,295
25	96	Marvin Pionke	DEU	Tonykart	RS Competition	5	57.433	0.723	0.032	5	85,247
26	66	Jarno Opmeer	NLD	Maddox	Maddox Team	5	57.435	0.725	0.002	5	85,244
27	18	Hugo Chevalier	FRA	Tonykart	RK Competition	5	57.479	0.769	0.044	3	85,179
28	84	Maciej Chrupek	POL	CRG	JR Racing	5	57.484	0.774	0.005	5	85,172
29	44	Tristan Charpentier	FRA	OTK	DSS	5	57.535	0.825	0.051	5	85,096
30	16	Jean-Baptiste Simmen	FRA	Tonykart	Jana Racing	5	57.556	0.846	0.021	3	85,065
31	78	Huib van Eijndhoven	NLD	Tonykart	Hugo Motorsport	5	57.716	1.006	0.160	5	84,829
32	22	Jakub Bezel	CZE	MS Kart	MS Kart Racing Team	5	57.908	1.198	0.192	3	84,548
33	74	Yannick Brandt	CHE	Kosmic	Spirit Racing	5	58.197	1.487	0.289	3	84,128
34	82	Charles Andersen	SWE	Kosmic	Kristian Andersen	5	58.875	2.165	0.678	2	83,159
35	30	Oliver York	GBR	Tonykart	Strawberry Racing	1	1:07.654	10.944	8.779	1	72,368
36	20	Lewis Kent	GBR	Tonykart	Coles Racing					0	-



# Rotax Euro Challenge 2014 Genk

## Rotax Juniors

## Genk / Belgium 1,360 Km

### Warm up Even Numbers

05.04.2014 09:20

### Practice (5:00 Time) started at 9:20:01

Lap	Time of Day	Lap Tm	Diff	S1 Tm	S2 Tm	S3 Tm
(12) Rinus van Kalmthout						
1	9:21:30.132	<b>59.598</b>	+2.888	24.620	17.604	17.374
2	9:22:28.741	<b>58.609</b>	+1.899	23.037	17.941	17.631
3	9:23:25.549	<b>56.808</b>	+0.098	<b>22.772</b>	16.934	17.102
4	9:24:22.259	<b>56.710</b>		22.788	<b>16.853</b>	17.069
5	9:25:19.136	<b>56.877</b>	+0.167	22.774	17.043	<b>17.060</b>

Lap	Time of Day	Lap Tm	Diff	S1 Tm	S2 Tm	S3 Tm
(8) Thomas Preining						
1	9:21:09.941	<b>59.411</b>	+2.692	24.613	17.428	17.370
2	9:22:07.769	<b>57.828</b>	+1.109	23.432	17.137	17.259
3	9:23:05.032	<b>57.263</b>	+0.544	23.079	16.980	17.204
4	9:24:02.111	<b>57.079</b>	+0.360	22.971	16.971	17.137
5	9:24:58.917	<b>56.806</b>	+0.087	22.889	16.864	17.053
6	9:25:55.636	<b>56.719</b>		<b>22.819</b>	<b>16.849</b>	<b>17.051</b>

Lap	Time of Day	Lap Tm	Diff	S1 Tm	S2 Tm	S3 Tm
(62) Richard Verschoor						
1	9:21:36.940	<b>59.803</b>	+3.070	24.883	17.505	17.415
2	9:22:34.191	<b>57.251</b>	+0.518	23.104	16.959	17.188
3	9:23:31.103	<b>56.912</b>	+0.179	22.939	16.863	17.110
4	9:24:27.836	<b>56.733</b>		22.845	<b>16.818</b>	<b>17.070</b>
5	9:25:24.592	<b>56.756</b>	+0.023	<b>22.819</b>	16.859	17.078

Lap	Time of Day	Lap Tm	Diff	S1 Tm	S2 Tm	S3 Tm
(94) Max Hofer						
1	9:21:30.411	<b>59.299</b>	+2.544	24.538	17.461	17.300
2	9:22:27.921	<b>57.510</b>	+0.755	22.971	17.401	17.138
3	9:23:24.763	<b>56.842</b>	+0.087	22.782	<b>16.893</b>	17.167
4	9:24:21.518	<b>56.755</b>		<b>22.779</b>	16.925	<b>17.051</b>
5	9:25:18.406	<b>56.888</b>	+0.133	22.845	16.931	17.112

Lap	Time of Day	Lap Tm	Diff	S1 Tm	S2 Tm	S3 Tm
(98) Berkey Besler						
1	9:21:13.517	<b>1:00.384</b>	+3.527	25.332	17.535	17.517
2	9:22:11.144	<b>57.627</b>	+0.770	23.218	17.133	17.276
3	9:23:08.339	<b>57.195</b>	+0.338	22.926	17.078	17.191
4	9:24:05.327	<b>56.988</b>	+0.131	22.888	16.953	17.147
5	9:25:02.184	<b>56.857</b>		<b>22.842</b>	<b>16.882</b>	<b>17.133</b>

Lap	Time of Day	Lap Tm	Diff	S1 Tm	S2 Tm	S3 Tm
(36) Alex Quinn						
1	9:21:14.049	<b>1:00.731</b>	+3.866	25.664	17.536	17.531
2	9:22:11.714	<b>57.665</b>	+0.800	23.250	17.155	17.260
3	9:23:09.004	<b>57.290</b>	+0.425	22.973	17.104	17.213
4	9:24:05.984	<b>56.980</b>	+0.115	22.825	17.019	17.136
5	9:25:02.849	<b>56.865</b>		<b>22.787</b>	<b>16.979</b>	<b>17.099</b>

Lap	Time of Day	Lap Tm	Diff	S1 Tm	S2 Tm	S3 Tm
(86) Marcus Armstrong						
1	9:21:21.391	<b>1:01.730</b>	+4.854	25.718	18.460	17.552
2	9:22:18.845	<b>57.454</b>	+0.578	23.028	17.140	17.286
3	9:23:15.736	<b>56.891</b>	+0.015	22.821	<b>16.955</b>	<b>17.115</b>
4	9:24:13.312	<b>57.576</b>	+0.700	23.095	17.340	17.141
5	9:25:10.188	<b>56.876</b>		<b>22.630</b>	17.044	17.202

Lap	Time of Day	Lap Tm	Diff	S1 Tm	S2 Tm	S3 Tm
(76) Sandy Mitchell						
1	9:21:22.291	<b>1:01.819</b>	+4.903	25.656	18.356	17.807
2	9:22:19.830	<b>57.539</b>	+0.623	23.200	17.050	17.289
3	9:23:16.746	<b>56.916</b>		22.843	<b>16.906</b>	<b>17.167</b>
4	9:24:13.818	<b>57.072</b>	+0.156	22.808	17.028	17.236
5	9:25:11.521	<b>57.703</b>	+0.787	<b>22.752</b>	17.536	17.415

Lap	Time of Day	Lap Tm	Diff	S1 Tm	S2 Tm	S3 Tm
(68) Lars Olofson						
1	9:21:15.713	<b>1:01.034</b>	+4.109	24.978	17.666	18.390
2	9:22:13.788	<b>58.075</b>	+1.150	23.532	17.294	17.249
3	9:23:10.995	<b>57.207</b>	+0.282	22.962	17.014	17.231
4	9:24:08.256	<b>57.261</b>	+0.336	22.929	17.050	17.282
5	9:25:05.181	<b>56.925</b>		<b>22.861</b>	<b>16.950</b>	<b>17.114</b>

Lap	Time of Day	Lap Tm	Diff	S1 Tm	S2 Tm	S3 Tm
(64) Luc Willemsse						

Lap	Time of Day	Lap Tm	Diff	S1 Tm	S2 Tm	S3 Tm
1	9:21:29.840	<b>59.596</b>	+2.667	24.547	17.638	17.411
2	9:22:27.639	<b>57.799</b>	+0.870	23.070	17.518	17.211
3	9:23:25.101	<b>57.462</b>	+0.533	23.279	17.049	17.134
4	9:24:22.030	<b>56.929</b>		<b>22.882</b>	<b>16.945</b>	<b>17.102</b>
5	9:25:19.860	<b>57.830</b>	+0.901	23.219	17.470	17.141

Lap	Time of Day	Lap Tm	Diff	S1 Tm	S2 Tm	S3 Tm
(72) Toni Toikka						
1	9:21:18.620	<b>1:01.311</b>	+4.319	25.283	18.393	17.635
2	9:22:16.552	<b>57.932</b>	+0.940	23.228	17.288	17.416
3	9:23:14.507	<b>57.955</b>	+0.963	23.469	17.308	<b>17.178</b>
4	9:24:12.251	<b>57.744</b>	+0.752	23.454	<b>17.007</b>	17.283
5	9:25:09.243	<b>56.992</b>		<b>22.780</b>	17.026	17.186

Lap	Time of Day	Lap Tm	Diff	S1 Tm	S2 Tm	S3 Tm
(46) Perdana Minang						
1	9:21:25.092	<b>1:03.685</b>	+6.656	25.159	19.430	19.096
2	9:22:23.750	<b>58.658</b>	+1.629	24.045	17.254	17.359
3	9:23:21.564	<b>57.814</b>	+0.785	23.089	17.358	17.367
4	9:24:18.593	<b>57.029</b>		22.903	<b>16.989</b>	<b>17.137</b>
5	9:25:15.855	<b>57.262</b>	+0.233	<b>22.868</b>	17.114	17.280

Lap	Time of Day	Lap Tm	Diff	S1 Tm	S2 Tm	S3 Tm
(50) Leonard Hoogenboom						
1	9:21:20.847	<b>1:01.060</b>	+4.027	25.115	18.431	17.514
2	9:22:18.385	<b>57.538</b>	+0.505	23.121	17.171	17.246
3	9:23:15.418	<b>57.033</b>		<b>22.831</b>	<b>17.013</b>	17.189
4	9:24:12.892	<b>57.474</b>	+0.441	23.070	17.233	<b>17.171</b>
5	9:25:10.340	<b>57.448</b>	+0.415	22.970	17.021	17.457

Lap	Time of Day	Lap Tm	Diff	S1 Tm	S2 Tm	S3 Tm
(40) Nick Dunker						
1	9:21:28.007	<b>1:02.248</b>	+5.184	26.493	18.004	17.751
2	9:22:26.177	<b>58.170</b>	+1.106	23.535	17.223	17.412
3	9:23:23.680	<b>57.503</b>	+0.439	23.167	17.145	17.191
4	9:24:21.066	<b>57.386</b>	+0.322	23.030	<b>16.959</b>	17.397
5	9:25:18.130	<b>57.064</b>		<b>22.817</b>	17.077	<b>17.170</b>

Lap	Time of Day	Lap Tm	Diff	S1 Tm	S2 Tm	S3 Tm
(80) Eric Stahl						
1	9:21:22.467	<b>1:02.384</b>	+5.291	25.225	18.982	18.177
2	9:22:20.573	<b>58.106</b>	+1.013	23.545	17.274	17.287
3	9:23:18.024	<b>57.451</b>	+0.358	23.207	17.056	17.188
4	9:24:15.117	<b>57.093</b>		22.938	<b>16.980</b>	<b>17.175</b>
5	9:25:12.357	<b>57.240</b>	+0.147	<b>22.909</b>	17.135	17.196

Lap	Time of Day	Lap Tm	Diff	S1 Tm	S2 Tm	S3 Tm
(88) Mick Wishofer						
1	9:21:24.552	<b>1:01.946</b>	+4.832	25.307	18.350	18.289
2	9:22:22.569	<b>58.017</b>	+0.903	23.253	17.371	17.393
3	9:23:19.778	<b>57.209</b>	+0.095	23.007	<b>16.930</b>	<b>17.272</b>
4	9:24:16.892	<b>57.114</b>		22.877	16.981	<b>17.256</b>
5	9:25:14.266	<b>57.374</b>	+0.260	<b>22.857</b>	17.018	17.499

Lap	Time of Day	Lap Tm	Diff	S1 Tm	S2 Tm	S3 Tm
(32) Jordan Brown-Nutley						
1	9:21:17.397	<b>1:00.253</b>	+3.091	24.871	17.856	17.526
2	9:22:15.442	<b>58.045</b>	+0.883	23.051	17.586	17.408
3	9:23:12.604	<b>57.162</b>		<b>22.883</b>	<b>17.032</b>	<b>17.247</b>
4	9:24:10.035	<b>57.431</b>	+0.269	23.068	17.060	17.303
5	9:25:07.366	<b>57.331</b>	+0.169	23.036	17.032	17.263

Lap	Time of Day	Lap Tm	Diff	S1 Tm	S2 Tm	S3 Tm
(24) Dennis Mavlanov						
1	9:21:22.531	<b>1:03.080</b>	+5.908	26.495	18.444	18.141
2	9:22:20.848	<b>58.317</b>	+1.145	23.597	17.326	17.394
3	9:23:18.264	<b>57.416</b>	+0.244	23.076	17.075	<b>17.265</b>
4	9:24:15.436	<b>57.172</b>		22.865	<b>17.032</b>	17.275
5	9:25:13.014	<b>57.578</b>	+0.406	<b>22.815</b>	17.127	17.636

Lap	Time of Day	Lap Tm	Diff	S1 Tm	S2 Tm	S3 Tm
(58) Dzianis Slavinski						
1	9:21:15.748	<b>1:00.581</b>	+3.380	25.218	17.595	17.768
2	9:22:15.063	<b>59.315</b>	+2.114	24.375	17.478	17.462
3	9:23:12.264	<b>57.201</b>		<b>22.898</b>	17.074	17.229



# Rotax Euro Challenge 2014 Genk

## Rotax Juniors

Genk / Belgium 1,360 Km

### Warm up Even Numbers

05.04.2014 09:20

### Practice (5:00 Time) started at 9:20:01

Lap	Time of Day	Lap Tm	Diff	S1 Tm	S2 Tm	S3 Tm	Lap	Time of Day	Lap Tm	Diff	S1 Tm	S2 Tm	S3 Tm
<b>(26) Finlay Hutchison</b>													
1	9:21:16.607	<b>1:00.959</b>	+3.735	25.394	18.022	17.543	1	9:21:28.771	<b>1:01.771</b>	+4.236	26.065	17.926	17.780
2	9:22:14.776	<b>58.169</b>	+0.945	23.380	17.425	17.364	2	9:22:27.008	<b>58.237</b>	+0.702	23.476	17.342	17.419
3	9:23:12.085	<b>57.309</b>	+0.085	<b>22.982</b>	17.133	17.194	3	9:23:24.950	<b>57.942</b>	+0.407	23.176	17.174	17.592
4	9:24:09.309	<b>57.224</b>		23.121	<b>16.989</b>	<b>17.114</b>	4	9:24:23.221	<b>58.271</b>	+0.736	23.835	17.057	<b>17.379</b>
5	9:25:07.748	<b>58.439</b>	+1.215	24.135	17.087	17.217	5	9:25:20.756	<b>57.535</b>		<b>23.110</b>	<b>17.043</b>	17.382
<b>(90) Adrien Renaudin</b>													
1	9:21:19.980	<b>1:01.099</b>	+3.769	25.835	17.784	17.480							
2	9:22:17.498	<b>57.518</b>	+0.188	23.122	17.148	17.248							
3	9:23:14.837	<b>57.339</b>	+0.009	<b>23.049</b>	17.096	17.194							
4	9:24:12.545	<b>57.708</b>	+0.378	23.533	17.000	<b>17.175</b>							
5	9:25:09.875	<b>57.330</b>		23.145	<b>16.957</b>	17.228							
<b>(34) Zak Fulk</b>													
1	9:21:15.528	<b>1:02.104</b>	+4.751	25.810	18.004	18.290							
2	9:22:14.234	<b>58.706</b>	+1.353	23.643	17.647	17.416							
3	9:23:11.920	<b>57.686</b>	+0.333	23.189	17.134	17.363							
4	9:24:09.709	<b>57.789</b>	+0.436	23.584	<b>17.012</b>	<b>17.193</b>							
5	9:25:07.062	<b>57.353</b>		<b>23.055</b>	17.015	17.283							
<b>(78) Huub van Eijndhoven</b>													
1	9:21:23.941	<b>1:03.457</b>	+5.741	26.064	19.376	18.017							
2	9:22:22.795	<b>58.854</b>	+1.138	23.717	17.687	17.450							
3	9:23:21.887	<b>59.092</b>	+1.376	23.777	17.918	17.397							
4	9:24:19.730	<b>57.843</b>	+0.127	23.367	17.185	<b>17.291</b>							
5	9:25:17.446	<b>57.716</b>		<b>23.257</b>	<b>17.095</b>	17.364							
<b>(22) Jakob Bezel</b>													
1	9:21:17.772	<b>1:02.664</b>	+4.756	26.441	18.403	17.820							
2	9:22:16.197	<b>58.425</b>	+0.517	23.514	17.465	17.446							
3	9:23:14.105	<b>57.908</b>		23.128	<b>17.363</b>	<b>17.417</b>							
4	9:24:14.561	<b>1:00.456</b>	+2.548	24.481	18.511	17.464							
5	9:25:13.075	<b>58.514</b>	+0.606	<b>22.934</b>	17.785	17.795							
<b>(74) Yannick Brandt</b>													
1	9:21:16.119	<b>1:02.883</b>	+4.686	25.945	18.774	18.164							
2	9:22:15.749	<b>59.630</b>	+1.433	23.665	17.744	18.221							
3	9:23:13.946	<b>58.197</b>		<b>23.527</b>	17.244	17.426							
4	9:24:12.186	<b>58.240</b>	+0.043	23.745	<b>17.135</b>	<b>17.360</b>							
5	9:25:11.655	<b>59.469</b>	+1.272	23.956	17.827	17.686							
<b>(82) Charles Andersen</b>													
1	9:21:23.511	<b>1:05.298</b>	+6.423	28.014	19.191	18.093							
2	9:22:22.386	<b>58.875</b>		23.855	17.472	<b>17.548</b>							
3	9:23:21.792	<b>59.406</b>	+0.531	24.145	17.438	17.823							
4	9:24:21.287	<b>59.495</b>	+0.620	23.732	<b>17.397</b>	18.366							
5	9:25:20.415	<b>59.128</b>	+0.253	<b>23.586</b>	17.956	17.586							
<b>(30) Oliver York</b>													
1	9:21:26.329	<b>1:07.654</b>		26.479	<b>20.668</b>	<b>20.507</b>							
<b>(96) Marvin Pionke</b>													
1	9:21:25.308	<b>1:04.418</b>	+6.985	28.877	17.841	17.700							
2	9:22:23.938	<b>58.630</b>	+1.197	23.902	17.309	17.419							
3	9:23:22.119	<b>58.181</b>	+0.748	23.131	17.262	17.788							
4	9:24:24.645	<b>1:02.526</b>	+5.093	27.934	17.262	17.330							
5	9:25:22.078	<b>57.433</b>		<b>23.122</b>	<b>17.070</b>	<b>17.241</b>							
<b>(66) Jarno Opmeer</b>													
1	9:21:11.346	<b>1:00.219</b>	+2.784	24.842	17.582	17.795							
2	9:22:09.649	<b>58.303</b>	+0.868	23.399	17.365	17.539							
3	9:23:07.595	<b>57.946</b>	+0.511	23.137	17.352	17.457							
4	9:24:05.245	<b>57.650</b>	+0.215	<b>23.084</b>	17.153	17.413							
5	9:25:02.680	<b>57.435</b>		23.110	<b>17.054</b>	<b>17.271</b>							
<b>(18) Hugo Chevalier</b>													
1	9:21:20.938	<b>1:02.168</b>	+4.689	26.013	18.192	17.963							
2	9:22:18.948	<b>58.010</b>	+0.531	23.305	17.141	17.564							
3	9:23:16.427	<b>57.479</b>		23.058	<b>17.128</b>	17.293							
4	9:24:14.101	<b>57.674</b>	+0.195	23.343	17.159	<b>17.172</b>							
5	9:25:12.143	<b>58.042</b>	+0.563	<b>22.818</b>	18.022	17.202							
<b>(84) Maciej Chrupek</b>													
1	9:21:25.204	<b>1:03.143</b>	+5.659	25.513	18.814	18.816							
2	9:22:24.312	<b>59.108</b>	+1.624	24.437	17.299	17.372							
3	9:23:22.261	<b>57.949</b>	+0.465	23.442	17.148	17.359							
4	9:24:20.584	<b>58.323</b>	+0.839	23.441	17.318	17.564							
5	9:25:18.068	<b>57.484</b>		<b>23.124</b>	<b>17.075</b>	<b>17.285</b>							
<b>(44) Tristan Charpentier</b>													

Timekeeping I. and M. Wagner:



Clerk of the course Thomas Lainer:

[www.mylaps.com](http://www.mylaps.com)

Steward (Chairman) Horst Seidel:

Chief Scrutineer Paul Klaassen:

Licensed to: Motorsport Events



# Rotax Euro Challenge 2014 Genk

Rotax Juniors

Genk / Belgium 1,360 Km

Warm up Odd Numbers

05.04.2014 09:30

Practice (5:00 Time) started at 9:30:00

Pos	No.	Name	Nat.	Chassis	Race Team	Laps	Best Tm	Diff	Gap	In Lap	km/h
1	49	Dave Wooder	GBR	Alonso	Dan Holland Racing	5	56.533			4	86,604
2	95	Dean MacDonald	GBR	Tonykart	Strawberry Racing	5	56.592	0.059	0.059	4	86,514
3	5	Max Timmermans	BEL	FA Kart	Dan Holland Racing	5	56.613	0.080	0.021	5	86,482
4	33	Jack McCarthy	GBR	Tonykart	Strawberry Racing	5	56.681	0.148	0.068	5	86,378
5	31	Daniel Louko	FIN	Tonykart	MPT Racing	5	56.768	0.235	0.087	5	86,246
6	97	Jose Enrique Brito	ECU	CRG	CRG SPA	5	56.834	0.301	0.066	4	86,146
7	19	Omar Ismail	GBR	Tonykart	Strawberry Racing	5	56.877	0.344	0.043	5	86,080
8	23	Danny Kroes	NLD	Tonykart	Hugo Motorsport	5	56.892	0.359	0.015	5	86,058
9	59	Eliseo Martinez	ESP	CRG	CRG SPA	5	56.893	0.360	0.001	4	86,056
10	63	Denise De Rooij	NLD	Tonykart	Torenvliet Motorsport	5	56.899	0.366	0.006	5	86,047
11	25	Dylan Buys	NLD	Intrepid	IRB Racing	5	56.940	0.407	0.041	5	85,985
12	17	Louis-Ferdinand Simm	FRA	Tonykart	Jana Racing	5	56.954	0.421	0.014	4	85,964
13	89	Matthew Solarczyk	USA	Birel	KMS - Birel Motorsport	5	56.968	0.435	0.014	5	85,943
14	71	Scott Symons	GBR	Tonykart	KR Sport	5	57.063	0.530	0.095	5	85,800
15	9	Darren Keane	USA	Tonykart	Strawberry Racing	5	57.075	0.542	0.012	5	85,782
16	69	Juri Vips	EST	Tonykart	Strawberry Racing	5	57.115	0.582	0.040	4	85,722
17	85	Noah Roovers	BEL	Gillard	DFK	5	57.136	0.603	0.021	4	85,690
18	91	Jack Black	AUS	DR	VPDR	5	57.198	0.665	0.062	5	85,597
19	29	Aleksi Kesitalo	FIN	Tonykart	MPT Racing	5	57.213	0.680	0.015	5	85,575
20	35	Ido Cohen	ISR	Tonykart	Protrain Racing	5	57.216	0.683	0.003	5	85,570
21	77	Ayrton Simmons	GBR	Wildkart	NJR Motorsport	5	57.256	0.723	0.040	5	85,511
22	65	Emilien Carde	FRA	Kosmic	Matec Competition	5	57.283	0.750	0.027	5	85,470
23	53	Marta Garcia	ESP	Zanardi	MGL Racing Xtreme	5	57.299	0.766	0.016	5	85,447
24	43	Enzo Coursimault	FRA	Kosmic	PKS	5	57.382	0.849	0.083	3	85,323
25	93	Michael McCarthy	USA	Birel	KMS - Birel Motorsport	3	57.402	0.869	0.020	3	85,293
26	75	Ruben Real del Sarte	NLD	Alonso	Dreamteam Racing	5	57.469	0.936	0.067	4	85,194
27	47	Antoine Perceval	FRA	Tonykart	SG Drivers	5	57.504	0.971	0.035	5	85,142
28	81	Jack Martin	GBR	Tonykart	Strawberry Racing	5	57.554	1.021	0.050	5	85,068
29	39	Michael Budovsky	LVA	Tonykart	Talvar Racing	5	57.582	1.049	0.028	4	85,027
30	87	Nicolas Schoell	AUT	Birel	KMS - Birel Motorsport	5	57.757	1.224	0.175	4	84,769
31	73	Valters Zviedris	LVA	Intrepid	Steinerts RT	5	57.782	1.249	0.025	4	84,732
32	83	Michal Stepinski	POL	Praga	Uniq Racing	5	57.795	1.262	0.013	5	84,713
33	67	Sanne van Wagensveld	NLD	Topkart	Topkart	5	57.831	1.298	0.036	5	84,660
34	41	Artemy Kamenok	BLR	Tonykart	Forse RT	5	57.884	1.351	0.053	5	84,583



# Rotax Euro Challenge 2014 Genk

## Rotax Juniors

Genk / Belgium 1,360 Km

### Warm up Odd Numbers

05.04.2014 09:30

Practice (5:00 Time) started at 9:30:00

Lap	Time of Day	Lap Tm	Diff	S1 Tm	S2 Tm	S3 Tm	Lap	Time of Day	Lap Tm	Diff	S1 Tm	S2 Tm	S3 Tm							
<b>(49) Dave Wooder</b>																				
1	9:31:35.853	<b>59.874</b>	+3.341	25.114	17.488	17.272	2	9:32:17.764	<b>57.739</b>	+0.840	23.294	17.171	17.274							
2	9:32:32.953	<b>57.100</b>	+0.567	23.063	16.970	17.067	3	9:33:15.459	<b>57.695</b>	+0.796	22.974	17.519	17.202							
3	9:33:29.984	<b>57.031</b>	+0.498	22.777	17.107	17.147	4	9:34:12.969	<b>57.510</b>	+0.611	22.911	17.249	17.350							
4	9:34:26.517	<b>56.533</b>		<b>22.744</b>	<b>16.751</b>	<b>17.038</b>	5	9:35:09.868	<b>56.899</b>		<b>22.780</b>	<b>16.986</b>	<b>17.133</b>							
5	9:35:23.225	<b>56.708</b>	+0.175	22.763	16.844	17.101	<b>(25) Dylan Buys</b>													
<b>(95) Dean MacDonald</b>																				
1	9:31:19.237	<b>59.423</b>	+2.831	24.538	17.534	17.351	1	9:31:27.358	<b>1:01.238</b>	+4.298	26.151	17.691	17.396							
2	9:32:16.498	<b>57.261</b>	+0.669	22.968	17.053	17.240	2	9:32:24.914	<b>57.556</b>	+0.616	23.202	17.094	17.260							
3	9:33:13.928	<b>57.430</b>	+0.838	23.292	16.917	17.221	3	9:33:22.045	<b>57.131</b>	+0.191	22.991	17.041	<b>17.099</b>							
4	9:34:10.520	<b>56.592</b>		<b>22.636</b>	<b>16.823</b>	<b>17.133</b>	4	9:34:19.057	<b>57.012</b>	+0.072	22.928	<b>16.924</b>	17.160							
5	9:35:07.320	<b>56.800</b>	+0.208	<b>22.605</b>	17.021	17.174	5	9:35:15.997	<b>56.940</b>		<b>22.860</b>	16.958	17.122							
<b>(5) Max Timmermans</b>																				
1	9:31:38.072	<b>1:06.708</b>	+10.095	27.267	21.705	17.736	<b>(17) Louis-Ferdinand Simmenauer</b>													
2	9:32:35.620	<b>57.548</b>	+0.935	23.263	17.118	17.167	1	9:31:38.888	<b>59.889</b>	+2.935	24.813	17.608	17.468							
3	9:33:32.583	<b>56.963</b>	+0.350	22.923	16.928	17.112	2	9:32:36.416	<b>57.528</b>	+0.574	23.165	17.231	17.132							
4	9:34:29.237	<b>56.654</b>	+0.041	<b>22.788</b>	16.759	17.107	3	9:33:33.538	<b>57.122</b>	+0.168	22.950	17.014	17.158							
5	9:35:25.850	<b>56.613</b>		<b>22.793</b>	<b>16.722</b>	<b>17.098</b>	4	9:34:30.492	<b>56.954</b>		<b>22.815</b>	17.047	<b>17.092</b>							
<b>(33) Jack McCarthy</b>																				
1	9:31:18.518	<b>59.848</b>	+3.167	24.589	17.735	17.524	5	9:35:27.509	<b>57.017</b>	+0.063	22.875	<b>16.985</b>	17.157							
2	9:32:16.121	<b>57.603</b>	+0.922	23.131	17.326	17.146	<b>(89) Matthew Solarczyk</b>													
3	9:33:14.150	<b>58.029</b>	+1.348	23.764	17.095	17.170	1	9:31:27.043	<b>1:01.285</b>	+4.317	25.964	17.722	17.599							
4	9:34:11.016	<b>56.866</b>	+0.185	22.784	16.946	<b>17.136</b>	2	9:32:25.184	<b>58.141</b>	+1.173	23.734	17.111	17.296							
5	9:35:07.697	<b>56.681</b>		<b>22.673</b>	<b>16.820</b>	17.188	3	9:33:22.387	<b>57.203</b>	+0.235	23.068	17.035	17.100							
<b>(31) Daniel Louko</b>																				
1	9:31:35.740	<b>1:01.192</b>	+4.424	25.254	18.250	17.688	4	9:34:19.460	<b>57.073</b>	+0.105	22.967	<b>16.930</b>	17.176							
2	9:32:33.369	<b>57.629</b>	+0.861	23.466	17.028	17.135	5	9:35:16.428	<b>56.968</b>		<b>22.939</b>	16.946	<b>17.083</b>							
3	9:33:30.478	<b>57.109</b>	+0.341	22.819	17.092	17.198	<b>(71) Scott Symons</b>													
4	9:34:27.530	<b>57.052</b>	+0.284	22.918	17.017	17.117	1	9:31:23.374	<b>1:00.483</b>	+3.420	24.910	17.834	17.739							
5	9:35:24.298	<b>56.768</b>		<b>22.751</b>	<b>16.976</b>	<b>17.041</b>	2	9:32:21.663	<b>58.289</b>	+1.226	23.547	17.259	17.483							
<b>(97) Jose Enrique Brito</b>																				
1	9:31:35.040	<b>1:01.146</b>	+4.312	25.368	18.316	17.462	3	9:33:19.713	<b>58.050</b>	+0.987	23.617	17.231	17.202							
2	9:32:32.527	<b>57.487</b>	+0.653	23.170	17.143	17.174	4	9:34:17.000	<b>57.287</b>	+0.224	<b>22.873</b>	17.082	17.332							
3	9:33:30.207	<b>57.680</b>	+0.846	23.043	17.379	17.258	5	9:35:14.063	<b>57.063</b>		22.884	<b>16.984</b>	<b>17.195</b>							
4	9:34:27.041	<b>56.834</b>		22.817	16.907	<b>17.110</b>	<b>(9) Darren Keane</b>													
5	9:35:23.888	<b>56.847</b>	+0.013	<b>22.810</b>	<b>16.869</b>	17.168	1	9:31:18.325	<b>1:00.137</b>	+3.062	24.806	17.545	17.786							
<b>(19) Omar Ismail</b>																				
1	9:31:31.546	<b>59.690</b>	+2.813	24.702	17.511	17.477	2	9:32:15.891	<b>57.566</b>	+0.491	23.186	17.215	17.165							
2	9:32:29.081	<b>57.535</b>	+0.658	23.217	17.055	17.263	3	9:33:13.143	<b>57.252</b>	+0.177	23.031	17.076	<b>17.145</b>							
3	9:33:26.205	<b>57.124</b>	+0.247	22.953	<b>16.898</b>	17.273	4	9:34:10.262	<b>57.119</b>	+0.044	23.030	<b>16.937</b>	17.152							
4	9:34:23.359	<b>57.154</b>	+0.277	22.902	17.063	17.189	5	9:35:07.337	<b>57.075</b>		<b>22.743</b>	17.051	17.281							
5	9:35:20.236	<b>56.877</b>		<b>22.770</b>	16.942	<b>17.165</b>	<b>(69) Juri Vips</b>													
<b>(23) Danny Kroes</b>																				
1	9:31:28.119	<b>1:03.028</b>	+6.136	27.416	17.908	17.704	1	9:31:12.388	<b>59.676</b>	+2.561	24.587	17.567	17.522							
2	9:32:25.660	<b>57.541</b>	+0.649	23.207	17.034	17.300	2	9:32:10.230	<b>57.842</b>	+0.727	23.323	17.151	17.368							
3	9:33:23.005	<b>57.345</b>	+0.453	23.048	17.089	17.208	3	9:33:07.428	<b>57.198</b>	+0.083	23.092	<b>16.878</b>	17.228							
4	9:34:20.397	<b>57.392</b>	+0.500	22.956	17.224	17.212	4	9:34:04.543	<b>57.115</b>		23.055	16.907	<b>17.153</b>							
5	9:35:17.289	<b>56.892</b>		<b>22.849</b>	<b>16.907</b>	<b>17.136</b>	5	9:35:01.713	<b>57.170</b>	+0.055	<b>23.036</b>	16.903	17.231							
<b>(59) Eliseo Martinez</b>																				
1	9:31:34.685	<b>1:01.086</b>	+4.193	25.533	18.083	17.470	<b>(85) Noah Roovers</b>													
2	9:32:32.046	<b>57.361</b>	+0.468	23.222	16.939	17.200	1	9:31:37.644	<b>1:01.079</b>	+3.943	25.534	17.891	17.654							
3	9:33:29.184	<b>57.138</b>	+0.245	23.057	16.918	17.163	2	9:32:36.115	<b>58.471</b>	+1.335	23.709	17.522	17.240							
4	9:34:26.077	<b>56.893</b>		<b>22.845</b>	16.898	17.150	3	9:33:33.254	<b>57.139</b>	+0.003	22.987	<b>16.949</b>	17.203							
5	9:35:23.406	<b>57.329</b>	+0.436	23.474	<b>16.817</b>	<b>17.038</b>	4	9:34:30.390	<b>57.136</b>		<b>22.889</b>	17.025	17.222							
<b>(63) Denise De Rooij</b>																				
1	9:31:20.025	<b>1:00.698</b>	+3.799	24.962	17.960	17.776	5	9:35:27.743	<b>57.353</b>	+0.217	23.185	17.019	<b>17.149</b>							
<b>(91) Jack Black</b>																				
1	9:31:24.068	<b>1:00.389</b>	+3.191	24.957	17.664	17.768	1	9:31:24.068	<b>1:00.389</b>	+3.191	24.957	17.664	17.768							
2	9:32:21.831	<b>57.763</b>	+0.565	23.200	17.114	17.449	2	9:32:21.831	<b>57.763</b>	+0.565	23.200	17.114	17.449							
3	9:33:19.268	<b>57.437</b>	+0.239	23.106	17.051	17.280	3	9:33:19.268	<b>57.437</b>	+0.239	23.106	17.051	17.280							
4	9:34:16.591	<b>57.323</b>	+0.125	<b>22.999</b>	17.050	17.274	4	9:34:16.591	<b>57.323</b>	+0.125	<b>22.999</b>	17.050	17.274							
5	9:35:13.789	<b>57.198</b>		<b>23.062</b>	<b>16.956</b>	<b>17.180</b>	5	9:35:13.789	<b>57.198</b>		<b>23.062</b>	<b>16.956</b>	<b>17.180</b>							
<b>(29) Aleks Keskitalo</b>																				
1	9:31:17.835	<b>1:01.284</b>	+4.071	25.608	18.005	17.671	1	9:31:17.835	<b>1:01.284</b>	+4.071	25.608	18.005	17.671							
2	9:32:16.804	<b>58.969</b>	+1.756	23.403	18.026	17.540	2	9:32:16.804	<b>58.969</b>	+1.756	23.403	18.026	17.540							
3	9:33:15.080	<b>58.276</b>	+1.063	23.684	17.296	17.296	3	9:33:15.080	<b>58.276</b>	+1.063	23.684	17.296	17.296							
4	9:34:12.446	<b>57.366</b>	+0.153	23.068	17.067	17.231	4	9:34:12.446	<b>57.366</b>	+0.153	23.068	17.067	17.231							

Timekeeping I. and M. Wagner: Clerk of the course Thomas Lainer:

Steward (Chairman) Horst Seidel: Chief Scrutineer Paul Klaassen: Licensed to: Motorsport Events





# Rotax Euro Challenge 2014 Genk

## Rotax Juniors

Genk / Belgium 1,360 Km

### Warm up Odd Numbers

05.04.2014 09:30

### Practice (5:00 Time) started at 9:30:00

Lap	Time of Day	Lap Tm	Diff	S1 Tm	S2 Tm	S3 Tm
5	9:35:09.659	<b>57.213</b>		<b>22.935</b>	<b>17.057</b>	<b>17.221</b>

#### (35) Ido Cohen

1	9:31:14.238	<b>1:00.731</b>	+3.515	25.284	17.832	17.615
2	9:32:12.157	<b>57.919</b>	+0.703	23.249	17.359	17.311
3	9:33:09.777	<b>57.620</b>	+0.404	23.198	17.145	17.277
4	9:34:07.045	<b>57.268</b>	+0.052	22.992	<b>17.033</b>	17.243
5	9:35:04.261	<b>57.216</b>		<b>22.953</b>	17.076	<b>17.187</b>

#### (77) Ayrton Simmons

1	9:31:28.526	<b>1:01.391</b>	+4.135	25.958	17.827	17.606
2	9:32:26.646	<b>58.120</b>	+0.864	23.543	17.159	17.418
3	9:33:24.550	<b>57.904</b>	+0.648	23.501	17.122	<b>17.281</b>
4	9:34:22.271	<b>57.721</b>	+0.465	23.112	17.169	17.440
5	9:35:19.527	<b>57.256</b>		<b>22.981</b>	<b>16.938</b>	17.337

#### (65) Emilien Carde

1	9:31:15.115	<b>1:00.383</b>	+3.100	25.029	17.588	17.766
2	9:32:13.133	<b>58.018</b>	+0.735	23.371	17.202	17.445
3	9:33:10.428	<b>57.295</b>	+0.012	<b>22.992</b>	17.064	17.239
4	9:34:07.815	<b>57.387</b>	+0.104	23.112	<b>16.978</b>	17.297
5	9:35:05.098	<b>57.283</b>		23.015	17.033	<b>17.235</b>

#### (53) Marta Garcia

1	9:31:28.980	<b>1:02.189</b>	+4.890	26.116	18.455	17.618
2	9:32:26.811	<b>57.831</b>	+0.532	23.385	17.144	17.302
3	9:33:24.115	<b>57.304</b>	+0.005	23.118	17.007	<b>17.179</b>
4	9:34:21.418	<b>57.303</b>	+0.004	23.119	<b>16.970</b>	17.214
5	9:35:18.717	<b>57.299</b>		<b>23.066</b>	16.989	17.244

#### (43) Enzo Coursimault

1	9:31:16.611	<b>1:00.766</b>	+3.384	25.692	17.493	17.581
2	9:32:14.542	<b>57.931</b>	+0.549	23.405	17.164	17.362
3	9:33:11.924	<b>57.382</b>		<b>23.091</b>	16.989	<b>17.302</b>
4	9:34:09.353	<b>57.429</b>	+0.047	23.107	<b>16.982</b>	17.340
5	9:35:07.839	<b>58.486</b>	+1.104	23.440	17.470	17.576

#### (93) Michael McCarthy

1	9:31:27.823	<b>1:01.808</b>	+4.406	26.311	17.821	17.676
2	9:32:25.440	<b>57.617</b>	+0.215	23.206	<b>17.149</b>	<b>17.262</b>
3	9:33:22.842	<b>57.402</b>		22.968	17.168	17.266

#### (75) Ruben Real del Sarte

1	9:31:18.620	<b>1:02.610</b>	+5.141	26.365	17.841	18.404
2	9:32:17.047	<b>58.427</b>	+0.958	23.834	17.201	17.392
3	9:33:16.005	<b>58.958</b>	+1.489	23.413	18.209	<b>17.336</b>
4	9:34:13.474	<b>57.469</b>		<b>22.949</b>	<b>17.076</b>	17.444
5	9:35:11.502	<b>58.028</b>	+0.559	23.397	17.292	17.339

#### (47) Antoine Perceval

1	9:31:13.412	<b>1:00.996</b>	+3.492	25.485	17.858	17.653
2	9:32:11.897	<b>58.485</b>	+0.981	23.559	17.413	17.513
3	9:33:10.178	<b>58.281</b>	+0.777	23.627	17.236	17.418
4	9:34:08.116	<b>57.938</b>	+0.434	23.463	<b>17.193</b>	17.282
5	9:35:05.620	<b>57.504</b>		<b>23.037</b>	17.216	<b>17.251</b>

#### (81) Jack Martin

1	9:31:20.470	<b>1:00.701</b>	+3.147	25.239	17.773	17.689
2	9:32:19.307	<b>58.837</b>	+1.283	23.764	17.639	17.434
3	9:33:17.536	<b>58.229</b>	+0.675	<b>23.015</b>	17.123	18.091
4	9:34:15.308	<b>57.772</b>	+0.218	23.217	<b>16.998</b>	17.557
5	9:35:12.862	<b>57.554</b>		23.304	17.050	<b>17.200</b>

#### (39) Michael Budovsky

1	9:31:19.184	<b>1:01.815</b>	+4.233	25.824	18.204	17.787
2	9:32:17.450	<b>58.266</b>	+0.684	23.543	17.396	<b>17.327</b>

Lap	Time of Day	Lap Tm	Diff	S1 Tm	S2 Tm	S3 Tm
3	9:33:15.693	<b>58.243</b>	+0.661	23.117	17.795	17.331
4	9:34:13.275	<b>57.582</b>		<b>22.962</b>	<b>17.125</b>	17.495
5	9:35:11.225	<b>57.950</b>	+0.368	23.459	17.160	17.331

#### (87) Nicolas Schoell

1	9:31:20.809	<b>1:00.083</b>	+2.326	24.902	17.691	17.490
2	9:32:19.059	<b>58.250</b>	+0.493	23.557	17.367	17.326
3	9:33:17.483	<b>58.424</b>	+0.667	<b>23.191</b>	17.294	17.939
4	9:34:15.240	<b>57.757</b>		23.338	17.128	17.291
5	9:35:13.037	<b>57.797</b>	+0.040	23.670	<b>17.007</b>	<b>17.120</b>

#### (73) Valters Zviedris

1	9:31:25.153	<b>1:01.328</b>	+3.546	25.723	17.800	17.805
2	9:32:23.469	<b>58.316</b>	+0.534	23.431	17.340	17.545
3	9:33:21.364	<b>57.895</b>	+0.113	23.206	<b>17.153</b>	17.536
4	9:34:19.146	<b>57.782</b>		<b>23.063</b>	17.174	17.545
5	9:35:17.068	<b>57.922</b>	+0.140	23.333	17.228	<b>17.361</b>

#### (83) Michal Stepinski

1	9:31:29.732	<b>1:01.122</b>	+3.327	25.257	18.130	17.735
2	9:32:28.013	<b>58.281</b>	+0.486	23.361	17.454	17.466
3	9:33:25.999	<b>57.986</b>	+0.191	23.327	17.250	17.409
4	9:34:24.043	<b>58.044</b>	+0.249	23.391	17.281	<b>17.372</b>
5	9:35:21.838	<b>57.795</b>		<b>23.110</b>	<b>17.181</b>	17.504

#### (67) Sanne van Wagensveld

1	9:31:17.501	<b>1:01.593</b>	+3.762	26.002	17.814	17.777
2	9:32:15.758	<b>58.257</b>	+0.426	23.584	17.272	17.401
3	9:33:14.752	<b>58.994</b>	+1.163	24.288	17.360	17.346
4	9:34:13.143	<b>58.391</b>	+0.560	<b>23.521</b>	17.278	17.592
5	9:35:10.974	<b>57.831</b>		23.541	<b>17.120</b>	<b>17.170</b>

#### (41) Artemy Kamenok

1	9:31:20.141	<b>1:03.622</b>	+5.738	26.634	18.877	18.111
2	9:32:19.777	<b>59.636</b>	+1.752	24.346	17.602	17.688
3	9:33:18.317	<b>58.540</b>	+0.656	23.301	17.474	17.765
4	9:34:17.208	<b>58.891</b>	+1.007	23.460	17.662	17.769
5	9:35:15.092	<b>57.884</b>		<b>23.113</b>	<b>17.248</b>	<b>17.523</b>

Timekeeping I. and M. Wagner:



Clerk of the course Thomas Lainer:

[www.mylaps.com](http://www.mylaps.com)

Steward (Chairman) Horst Seidel:

Chief Scrutineer Paul Klaassen:

Licensed to: Motorsport Events

Printed: 05.04.2014 09:37:40

posted at: h



# Rotax Euro Challenge 2014 Genk

Rotax Juniors

Genk / Belgium 1,360 Km

RACE 3 Qualifying Heat 1 A-B

**-NEW-**

05.04.2014 10:50

Race (7 Laps) started at 10:54:27


Pos	No.	Name	Nat.	Chassis	Race Team	Laps	Total Tm	Diff	Best Tm	In Lap	km/h	Points
1	8	Thomas Preining	AUT	FA Kart	Team TKP	7	6:41.878		57.150	6	85,669	0
2	62	Richard Verschoor	NLD	FA Kart	Team TKP	7	6:43.230	1.352	57.043	4	85,830	2
3	33	Jack McCarthy	GBR	Tonykart	Strawberry Racing	7	6:45.673	3.795	57.383	5	85,321	3
4	94	Max Hofer	AUT	Birel	KMS - Birel Motorsport	7	6:46.475	4.597	57.356	4	85,362	4
5	76	Sandy Mitchell	GBR	Tonykart	RL Racing Dept UK	7	6:46.540	4.662	57.206	6	85,585	5
6	17	Louis-Ferdinand Simme	FRA	Tonykart	Jana Racing	7	6:46.695	4.817	57.322	6	85,412	6
7	98	Berkay Besler	TUR	Kosmic	DNR Racing	7	6:49.415	7.537	57.404	6	85,290	7
8	72	Toni Toikka	FIN	Tonykart	MPT Racing	7	6:49.970	8.092	57.123	6	85,710	8
9	36	Alex Quinn	GBR	Tonykart	Coles Racing	7	6:50.091	8.213	57.237	6	85,539	9
10	85	Noah Roovers	BEL	Gillard	DFK	7	6:50.398	8.520	57.543	6	85,084	10
11	40	Nick Dunker	NLD	Alonso	Dreamteam Racing	7	6:50.628	8.750	57.266	4	85,496	11
12	67	Sanne van Wagenveld	NLD	Topkart	Topkart	7	6:51.507	9.629	57.616	4	84,976	12
13	50	Leonard Hoogenboom	NLD	Alonso	Dan Holland Racing	7	6:51.815	9.937	57.348	6	85,374	13
14	66	Jarno Opmeer	NLD	Maddox	Maddox Team	7	6:52.028	10.150	57.744	3	84,788	14
15	69	Juri Vips	EST	Tonykart	Strawberry Racing	7	6:52.826	10.948	57.119	7	85,716	15
16	58	Dzianis Slavinski	BLR	Tonykart	M-Racing	7	6:54.454	12.576	57.305	4	85,438	16
17	29	Aleksi Keskitalo	FIN	Tonykart	MPT Racing	7	6:55.228	13.350	57.585	7	85,022	17
18	59	Eliseo Martinez	ESP	CRG	CRG SPA	7	6:55.388	13.510	57.363	4	85,351	18
19	16	Jean-Baptiste Simmena	FRA	Tonykart	Jana Racing	7	6:56.235	14.357	57.441	7	85,235	19
20	63	Denise De Rooij	NLD	Tonykart	Torenvliet Motorsport	7	6:56.668	14.790	57.544	4	85,083	20
21	18	Hugo Chevalier	FRA	Tonykart	RK Competition	7	6:58.535	16.657	57.984	2	84,437	21
22	24	Dennis Mavlanov	RUS	TBA	Daems Racing	7	6:58.718	16.840	57.790	5	84,721	22
23	83	Michal Stepinski	POL	Praga	Uniq Racing	7	6:59.305	17.427	58.100	6	84,269	23
24	74	Yannick Brandt	CHE	Kosmic	Spirit Racing	7	6:59.315	17.437	58.199	4	84,125	24
25	53	Marta Garcia	ESP	Zanardi	MGL Racing Xtreme	7	6:59.720	17.842	57.639	4	84,942	25
26	90	Adrien Renaudin	FRA	Sodikart	KPR	7	7:00.387	18.509	57.488	7	85,166	26
27	46	Perdana Minang	IDN	Kosmic	Aim Motorsport/RedWhite Racin	7	7:00.946	19.068	57.484	7	85,172	27
28	89	Matthew Solarczyk	USA	Birel	KMS - Birel Motorsport	7	7:02.428	20.550	58.607	7	83,540	28
29	19	Omar Ismail	GBR	Tonykart	Strawberry Racing	7	7:02.830	20.952	58.711	7	83,392	29
30	82	Charles Andersen	SWE	Kosmic	Kristian Andersen	7	7:03.847	21.969	58.540	4	83,635	30
31	93	Michael McCarthy	USA	Birel	KMS - Birel Motorsport	7	7:07.086	25.208	58.170	4	84,167	31
32	39	Michael Budovsky	LVA	Tonykart	Talvar Racing	7	7:07.245	25.367	58.189	7	84,140	32
33	77	Ayrton Simmons	GBR	Wildkart	NJR Motorsport	7	7:07.352	25.474	57.893	5	84,570	33
34	78	Huub van Eijndhoven	NLD	Tonykart	Hugo Motorsport	7	7:14.489	32.611	57.864	6	84,612	34
35	92	Aiden Keel	USA	Birel	KMS - Birel Motorsport	4	4:05.281	3 Laps	59.957	2	81,659	35
Not classified												
DQ	68	Lars Olofsen	BEL	Tonykart	Bouvin Power	7	6:55.748	DQ	57.526	7	85,109	38

## Announcements

These results are provisional until the conclusion of any judicial and technical matters!  
 No. 90 warning board  
 No. 68 excluded from heat A-B / technical non conformity

Margin of Victory	Ø km/h	Best Lap Tm	km/h	Best Lap by
1.352	85,280	57.043	85,830	62 - Richard Verschoor

Official Timing [www.rgmmc.com](http://www.rgmmc.com) Orbits

Timekeeping I. and M. Wagner:  Clerk of the course Thomas Lainer: [www.mylaps.com](http://www.mylaps.com)  
 Steward (Chairman) Horst Seidel: Chief Scrutineer Paul Klaassen: Licensed to: Motorsport Events  
 Printed: 05.04.2014 11:57:45 posted at: h





# Rotax Euro Challenge 2014 Genk

## Rotax Juniors

Genk / Belgium 1,360 Km

### RACE 3 Qualifying Heat 1 A-B

05.04.2014 10:50

### Race (7 Laps) started at 10:54:27

Lap	Time of Day	Lap Tm	Diff	S1 Tm	S2 Tm	S3 Tm
5	10:59:26.160	<b>58.106</b>	+0.987	23.216	17.398	17.492
6	11:00:23.517	<b>57.357</b>	+0.238	23.046	16.994	17.317
7	11:01:20.636	<b>57.119</b>		<b>22.970</b>	<b>16.916</b>	17.233

(58) Dzianis Slavinski

Lap	Time of Day	Lap Tm	Diff	S1 Tm	S2 Tm	S3 Tm
1	10:55:32.493	<b>1:04.218</b>	+6.913	28.308	17.887	18.023
2	10:56:31.755	<b>59.262</b>	+1.957	23.967	17.861	17.434
3	10:57:29.719	<b>57.964</b>	+0.659	23.144	17.407	17.413
4	10:58:27.024	<b>57.305</b>		<b>23.060</b>	17.045	<b>17.200</b>
5	10:59:26.426	<b>59.402</b>	+2.097	23.414	17.769	18.219
6	11:00:24.735	<b>58.309</b>	+1.004	23.872	17.165	17.272
7	11:01:22.264	<b>57.529</b>	+0.224	23.227	<b>16.997</b>	17.305

(29) Aleksii Keskitalo

Lap	Time of Day	Lap Tm	Diff	S1 Tm	S2 Tm	S3 Tm
1	10:55:29.846	<b>1:01.031</b>	+3.446	25.331	18.190	17.510
2	10:56:28.181	<b>58.335</b>	+0.750	23.795	17.296	17.244
3	10:57:26.064	<b>57.883</b>	+0.298	23.416	17.148	17.319
4	10:58:24.043	<b>57.979</b>	+0.394	<b>22.948</b>	17.188	17.843
5	10:59:26.689	<b>1:02.646</b>	+5.061	26.405	<b>16.852</b>	19.389
6	11:00:25.453	<b>58.764</b>	+1.179	23.969	17.500	17.295
7	11:01:23.038	<b>57.585</b>		23.234	17.113	<b>17.238</b>

(59) Eliseo Martinez

Lap	Time of Day	Lap Tm	Diff	S1 Tm	S2 Tm	S3 Tm
1	10:55:33.925	<b>1:05.492</b>	+8.129	28.533	18.902	18.057
2	10:56:33.344	<b>59.419</b>	+2.056	23.825	18.004	17.590
3	10:57:31.792	<b>58.448</b>	+1.085	23.078	17.399	17.971
4	10:58:29.155	<b>57.363</b>		<b>23.047</b>	17.029	17.287
5	10:59:27.226	<b>58.071</b>	+0.708	23.272	17.404	17.395
6	11:00:25.627	<b>58.401</b>	+1.038	23.363	17.870	17.168
7	11:01:23.198	<b>57.571</b>	+0.208	23.445	<b>16.964</b>	<b>17.162</b>

(68) Lars Olofsen

Lap	Time of Day	Lap Tm	Diff	S1 Tm	S2 Tm	S3 Tm
1	10:55:31.824	<b>1:03.576</b>	+6.050	27.332	17.959	18.285
2	10:56:30.964	<b>59.140</b>	+1.614	24.015	17.598	17.527
3	10:57:30.514	<b>59.550</b>	+2.024	23.611	17.716	18.223
4	10:58:28.759	<b>58.245</b>	+0.719	23.671	17.328	17.246
5	10:59:27.403	<b>58.644</b>	+1.118	23.569	17.407	17.668
6	11:00:26.032	<b>58.629</b>	+1.103	23.726	17.637	17.266
7	11:01:23.558	<b>57.526</b>		<b>23.282</b>	<b>17.051</b>	<b>17.193</b>

(16) Jean-Baptiste Simmenauer

Lap	Time of Day	Lap Tm	Diff	S1 Tm	S2 Tm	S3 Tm
1	10:55:32.330	<b>1:03.887</b>	+6.446	28.040	17.837	18.010
2	10:56:31.027	<b>58.697</b>	+1.256	23.578	17.389	17.730
3	10:57:31.081	<b>1:00.054</b>	+2.613	23.230	18.158	18.666
4	10:58:28.892	<b>57.811</b>	+0.370	23.172	17.387	17.252
5	10:59:27.480	<b>58.588</b>	+1.147	23.368	17.970	17.250
6	11:00:26.604	<b>59.124</b>	+1.683	23.319	18.494	17.311
7	11:01:24.045	<b>57.441</b>		<b>23.070</b>	<b>17.178</b>	<b>17.193</b>

(63) Denise De Rooij

Lap	Time of Day	Lap Tm	Diff	S1 Tm	S2 Tm	S3 Tm
1	10:55:31.014	<b>1:01.851</b>	+4.307	25.469	18.429	17.953
2	10:56:28.845	<b>57.831</b>	+0.287	23.270	17.199	17.362
3	10:57:26.585	<b>57.740</b>	+0.196	<b>22.974</b>	17.507	<b>17.259</b>
4	10:58:24.129	<b>57.544</b>		22.996	<b>17.073</b>	17.475
5	10:59:26.499	<b>1:02.370</b>	+4.826	27.061	17.851	17.458
6	11:00:25.305	<b>58.806</b>	+1.262	23.922	17.405	17.479
7	11:01:24.478	<b>59.173</b>	+1.629	24.114	17.492	17.567

(18) Hugo Chevalier

Lap	Time of Day	Lap Tm	Diff	S1 Tm	S2 Tm	S3 Tm
1	10:55:30.000	<b>1:00.933</b>	+2.949	25.302	18.222	17.409
2	10:56:27.984	<b>57.984</b>		23.369	17.247	<b>17.368</b>
3	10:57:27.606	<b>59.622</b>	+1.638	23.682	17.959	17.981
4	10:58:26.418	<b>58.812</b>	+0.828	23.783	17.496	17.533
5	10:59:29.420	<b>1:03.002</b>	+5.018	23.546	19.914	19.542
6	11:00:28.015	<b>58.595</b>	+0.611	23.850	17.257	17.488
7	11:01:26.345	<b>58.330</b>	+0.346	<b>23.347</b>	<b>17.060</b>	17.923

(24) Dennis Mavlanov

Lap	Time of Day	Lap Tm	Diff	S1 Tm	S2 Tm	S3 Tm
1	10:55:33.309	<b>1:04.317</b>	+6.527	27.690	18.939	17.688
2	10:56:32.612	<b>59.303</b>	+1.513	23.553	18.148	17.602
3	10:57:33.191	<b>1:00.579</b>	+2.789	23.343	17.140	20.096
4	10:58:31.721	<b>58.530</b>	+0.740	23.779	17.262	17.489
5	10:59:29.511	<b>57.790</b>		23.293	17.097	<b>17.400</b>
6	11:00:27.832	<b>58.321</b>	+0.531	23.337	<b>16.983</b>	18.001
7	11:01:26.528	<b>58.696</b>	+0.906	<b>23.248</b>	17.222	18.226

(83) Michal Stepinski

Lap	Time of Day	Lap Tm	Diff	S1 Tm	S2 Tm	S3 Tm
1	10:55:36.496	<b>1:06.777</b>	+8.677	26.924	21.718	18.135
2	10:56:35.683	<b>59.187</b>	+1.087	23.925	17.420	17.842
3	10:57:33.789	<b>58.106</b>	+0.006	23.325	17.301	<b>17.480</b>
4	10:58:32.563	<b>58.774</b>	+0.674	23.699	17.259	17.816
5	10:59:30.868	<b>58.305</b>	+0.205	23.317	17.307	17.681
6	11:00:28.968	<b>58.100</b>		<b>23.288</b>	17.316	17.496
7	11:01:27.115	<b>58.147</b>	+0.047	23.332	<b>17.178</b>	17.637

(74) Yannick Brandt

Lap	Time of Day	Lap Tm	Diff	S1 Tm	S2 Tm	S3 Tm
1	10:55:35.180	<b>1:06.257</b>	+8.058	30.325	17.884	18.048
2	10:56:33.927	<b>58.747</b>	+0.548	23.641	17.427	17.679
3	10:57:32.534	<b>58.607</b>	+0.408	23.526	17.269	17.812
4	10:58:30.733	<b>58.199</b>		23.444	17.327	<b>17.428</b>
5	10:59:29.076	<b>58.343</b>	+0.144	<b>23.290</b>	17.312	17.741
6	11:00:28.190	<b>59.114</b>	+0.915	23.375	<b>17.219</b>	18.520
7	11:01:27.125	<b>58.935</b>	+0.736	23.843	17.251	17.841

(53) Marta Garcia

Lap	Time of Day	Lap Tm	Diff	S1 Tm	S2 Tm	S3 Tm
1	10:55:31.954	<b>1:02.875</b>	+5.236	26.038	18.174	18.663
2	10:56:32.702	<b>1:00.748</b>	+3.109	24.182	18.415	18.151
3	10:57:32.037	<b>59.335</b>	+1.696	23.648	18.167	17.520
4	10:58:29.676	<b>57.639</b>		<b>23.197</b>	<b>17.118</b>	17.324
5	10:59:27.716	<b>58.040</b>	+0.401	23.215	17.482	17.343
6	11:00:29.677	<b>1:01.961</b>	+4.322	23.522	18.246	20.193
7	11:01:27.530	<b>57.853</b>	+0.214	23.397	17.145	<b>17.311</b>

(90) Adrien Renaudin

Lap	Time of Day	Lap Tm	Diff	S1 Tm	S2 Tm	S3 Tm
1	10:55:35.467	<b>1:06.209</b>	+8.721	30.914	17.622	17.673
2	10:56:34.820	<b>59.353</b>	+1.865	24.507	17.372	17.474
3	10:57:32.949	<b>58.129</b>	+0.641	<b>23.034</b>	17.241	17.854
4	10:58:32.827	<b>59.878</b>	+2.390	23.575	17.403	18.900
5	10:59:32.748	<b>59.921</b>	+2.433	24.220	17.985	17.716
6	11:00:30.709	<b>57.961</b>	+0.473	23.482	17.192	17.287
7	11:01:28.197	<b>57.488</b>		23.139	<b>17.126</b>	<b>17.223</b>

(46) Perdana Minang

Lap	Time of Day	Lap Tm	Diff	S1 Tm	S2 Tm	S3 Tm
1	10:55:34.203	<b>1:05.677</b>	+8.193	29.127	18.917	17.633
2	10:56:32.672	<b>58.469</b>	+0.985	23.371	17.630	17.468
3	10:57:35.649	<b>1:02.977</b>	+5.493	23.598	17.330	22.049
4	10:58:34.123	<b>58.474</b>	+0.990	23.957	17.144	17.373
5	10:59:32.893	<b>58.770</b>	+1.286	23.634	17.443	17.693
6	11:00:31.272	<b>58.379</b>	+0.895	23.596	17.323	17.460
7	11:01:28.756	<b>57.484</b>		<b>23.187</b>	<b>17.065</b>	<b>17.232</b>

(89) Matthew Solarczyk

Lap	Time of Day	Lap Tm	Diff	S1 Tm	S2 Tm	S3 Tm
1	10:55:34.909	<b>1:06.218</b>	+7.611	29.948	17.978	18.292
2	10:56:33.562	<b>58.653</b>	+0.046	<b>23.271</b>	17.737	17.645
3	10:57:32.699	<b>59.137</b>	+0.530	23.347	17.674	18.116
4	10:58:32.625	<b>59.926</b>	+1.319	24.717	17.503	17.706
5	10:59:32.683	<b>1:00.058</b>	+1.451	24.480	17.720	17.858
6	11:00:31.631	<b>58.948</b>	+0.341	23.743	<b>17.319</b>	17.886
7	11:01:30.238	<b>58.607</b>		23.413	17.592	<b>17.602</b>

(19) Omar Ismail

Lap	Time of Day	Lap Tm	Diff	S1 Tm	S2 Tm	S3 Tm
-----	-------------	--------	------	-------	-------	-------



# Rotax Euro Challenge 2014 Genk

Rotax Juniors

Genk / Belgium 1,360 Km

RACE 3 Qualifying Heat 1 A-B

05.04.2014 10:50

Race (7 Laps) started at 10:54:27

Lap	Time of Day	Lap Tm	Diff	S1 Tm	S2 Tm	S3 Tm	Lap	Time of Day	Lap Tm	Diff	S1 Tm	S2 Tm	S3 Tm
2	10:56:33.583	<b>59.467</b>	+0.756	23.488	17.985	17.994							
3	10:57:33.018	<b>59.435</b>	+0.724	23.991	17.595	17.849							
4	10:58:32.580	<b>59.562</b>	+0.851	23.578	17.405	18.579							
5	10:59:32.709	<b>1:00.129</b>	+1.418	24.498	17.584	18.047							
6	11:00:31.929	<b>59.220</b>	+0.509	24.499	<b>17.310</b>	<b>17.411</b>							
7	11:01:30.640	<b>58.711</b>		<b>23.192</b>	17.773	17.746							

(82) Charles Andersen

1	10:55:35.004	<b>1:04.683</b>	+6.143	26.907	19.271	18.505
2	10:56:36.477	<b>1:01.473</b>	+2.933	24.126	17.541	19.806
3	10:57:35.055	<b>58.578</b>	+0.038	23.537	17.345	17.696
4	10:58:33.595	<b>58.540</b>		23.566	<b>17.314</b>	<b>17.660</b>
5	10:59:33.580	<b>59.985</b>	+1.445	24.673	17.435	17.877
6	11:00:32.894	<b>59.314</b>	+0.774	24.018	17.486	17.810
7	11:01:31.657	<b>58.763</b>	+0.223	<b>23.366</b>	17.653	17.744

(93) Michael McCarthy

1	10:55:44.775	<b>1:15.359</b>	+17.189	40.100	17.469	17.790
2	10:56:43.420	<b>58.645</b>	+0.475	23.579	17.344	17.722
3	10:57:41.642	<b>58.222</b>	+0.052	23.408	17.274	17.540
4	10:58:39.812	<b>58.170</b>		23.290	17.335	17.545
5	10:59:38.084	<b>58.272</b>	+0.102	23.598	<b>17.264</b>	<b>17.410</b>
6	11:00:36.710	<b>58.626</b>	+0.456	23.312	17.555	17.759
7	11:01:34.896	<b>58.186</b>	+0.016	<b>23.155</b>	17.372	17.659

(39) Michael Budovsky

1	10:55:32.372	<b>1:03.207</b>	+5.018	25.835	18.200	19.172
2	10:56:40.419	<b>1:08.047</b>	+9.858	24.273	19.557	24.217
3	10:57:40.195	<b>59.776</b>	+1.587	24.447	17.526	17.803
4	10:58:38.979	<b>58.784</b>	+0.595	23.649	17.474	17.661
5	10:59:37.550	<b>58.571</b>	+0.382	23.579	17.341	17.651
6	11:00:36.866	<b>59.316</b>	+1.127	23.527	17.573	18.216
7	11:01:35.055	<b>58.189</b>		<b>23.399</b>	<b>17.284</b>	<b>17.506</b>

(77) Ayrton Simmons

1	10:55:45.373	<b>1:16.111</b>	+18.218	40.911	17.539	17.661
2	10:56:43.669	<b>58.296</b>	+0.403	23.390	17.397	17.509
3	10:57:41.851	<b>58.182</b>	+0.289	23.366	17.322	17.494
4	10:58:40.037	<b>58.186</b>	+0.293	23.260	17.428	17.498
5	10:59:37.930	<b>57.893</b>		23.266	<b>17.184</b>	<b>17.443</b>
6	11:00:36.468	<b>58.538</b>	+0.645	23.289	17.533	17.716
7	11:01:35.162	<b>58.694</b>	+0.801	<b>23.183</b>	17.439	18.072

(78) Huub van Eijndhoven

1	10:55:35.493	<b>1:05.195</b>	+7.331	28.702	18.434	18.059
2	10:56:36.188	<b>1:00.695</b>	+2.831	24.990	17.704	18.001
3	10:57:34.214	<b>58.026</b>	+0.162	23.386	17.288	<b>17.352</b>
4	10:58:32.738	<b>58.524</b>	+0.660	23.547	17.491	17.486
5	10:59:45.570	<b>1:12.832</b>	+14.968	37.832	17.535	17.465
6	11:00:43.434	<b>57.864</b>		<b>23.305</b>	<b>17.200</b>	17.359
7	11:01:42.299	<b>58.865</b>	+1.001	23.634	17.567	17.664

(92) Aiden Keel

1	10:55:32.144	<b>1:02.737</b>	+2.780	26.825	17.636	18.276
2	10:56:32.101	<b>59.957</b>		24.039	18.226	17.692
3	10:57:32.527	<b>1:00.426</b>	+0.469	<b>23.990</b>	<b>17.316</b>	19.120
4	10:58:33.091	<b>1:00.564</b>	+0.607	25.722	17.345	<b>17.497</b>



# Rotax Euro Challenge 2014 Genk

Rotax Juniors

Genk / Belgium 1,360 Km

RACE 4 Qualifying Heat 2 C-D

**-NEW 2-**

05.04.2014 11:10

Race (7 Laps) started at 11:13:57

Pos	No.	Name	Nat.	Chassis	Race Team	Laps	Total Tm	Diff	Best Tm	In Lap	km/h	Points
1	5	Max Timmermans	BEL	FA Kart	Dan Holland Racing	7	6:44.639		57.348	7	85,374	0
2	95	Dean MacDonald	GBR	Tonykart	Strawberry Racing	7	6:45.908	1.269	57.215	6	85,572	2
3	49	Dave Wooder	GBR	Alonso	Dan Holland Racing	7	6:50.008	5.369	57.358	6	85,359	3
4	86	Marcus Armstrong	NZL	Alonso	Dan Holland Racing	7	6:50.134	5.495	57.022	6	85,862	4
5	9	Darren Keane	USA	Tonykart	Strawberry Racing	7	6:50.209	5.570	57.249	6	85,521	5
6	64	Luc Willemse	NLD	FA Kart	Team TKP	7	6:50.210	5.571	57.252	6	85,517	6
7	32	Jordan Brown-Nutley	GBR	Tonykart	Coles Racing	7	6:50.378	5.739	57.307	6	85,435	7
8	23	Danny Kroes	NLD	Tonykart	Hugo Motorsport	7	6:50.439	5.800	57.304	6	85,439	8
9	80	Eric Stahl	BEL	Alonso	G-Star Raw Racing Team	7	6:50.478	5.839	57.260	6	85,505	9
10	30	Oliver York	GBR	Tonykart	Strawberry Racing	7	6:52.913	8.274	57.235	5	85,542	10
11	26	Finlay Hutchison	GBR	Tonykart	Strawberry Racing	7	6:53.084	8.445	57.391	4	85,310	11
12	88	Mick Wishofer	AUT	Birel	KMS - Birel Motorsport	7	6:53.562	8.923	57.487	6	85,167	12
13	84	Maciej Chrupek	POL	CRG	JR Racing	7	6:53.670	9.031	57.638	6	84,944	13
14	65	Emilien Carde	FRA	Kosmic	Matec Competition	7	6:53.844	9.205	57.176	6	85,630	14
15	70	Felix Warge	BEL	Tonykart	Marc Warge	7	6:53.906	9.267	57.150	7	85,669	15
16	91	Jack Black	AUS	DR	VPDR	7	6:54.281	9.642	57.405	7	85,289	16
17	12	Rinus van Kalmthout	NLD	Alonso	VF Racing	7	6:55.466	10.827	56.937	7	85,990	17
18	87	Nicolas Schoell	AUT	Birel	KMS - Birel Motorsport	7	6:56.614	11.975	57.111	7	85,728	18
19	96	Marvin Pionke	DEU	Tonykart	RS Competition	7	6:57.860	13.221	57.204	7	85,588	19
20	31	Daniel Louko	FIN	Tonykart	MPT Racing	7	6:58.083	13.444	57.103	7	85,740	20
21	22	Jakub Bezel	CZE	MS Kart	MS Kart Racing Team	7	6:58.533	13.894	57.311	7	85,429	21
22	81	Jack Martin	GBR	Tonykart	Strawberry Racing	7	6:59.265	14.626	57.495	7	85,155	22
23	34	Zak Fulk	GBR	Tonykart	Coles Racing	7	6:59.611	14.972	57.342	6	85,382	23
24	97	Jose Enrique Brito	ECU	CRG	CRG SPA	7	7:01.217	16.578	58.550	4	83,621	24
25	73	Valters Zviedris	LVA	Intrepid	Steinerts RT	7	7:01.336	16.697	58.782	2	83,291	25
26	20	Lewis Kent	GBR	Tonykart	Coles Racing	7	7:01.460	16.821	58.471	7	83,734	26
27	75	Ruben Real del Sarte	NLD	Alonso	Dreamteam Racing	7	7:07.952	23.313	58.037	4	84,360	27
28	41	Artemy Kamenok	BLR	Tonykart	Forse RT	7	7:14.857	30.218	58.631	6	83,505	28
29	43	Enzo Coursimault	FRA	Kosmic	PKS	7	7:16.567	31.928	57.573	6	85,040	29
30	47	Antoine Perceval	FRA	Tonykart	SG Drivers	7	7:28.256	43.617	57.605	6	84,993	30
31	35	Ido Cohen	ISR	Tonykart	Protrain Racing	7	7:28.491	43.852	58.258	5	84,040	31
32	44	Tristan Charpentier	FRA	OTK	DSS	3	3:13.062	4 Laps	59.180	2	82,731	32
33	25	Dylan Buys	NLD	Intrepid	IRB Racing		0.429	7 Laps		0	-	33

Not classified

DQ	71	Scott Symons	GBR	Tonykart	KR Sport	7	7:17.339	DQ	57.470	5	85,192	38
----	----	--------------	-----	----------	----------	---	----------	----	--------	---	--------	----

## Announcements

These results are provisional until the conclusion of any judicial and technical matters!

- No. 47 time penalty 10 sec. / unfair driving
- No. 35 time penalty 10 sec. / unfair driving
- No. 91 time penalty 3 sec. / leaving corridor
- No. 71 excluded from heat C-D / technical non conformity

Margin of Victory	Ø km/h	Best Lap Tm	km/h	Best Lap by
1.269	84,698	56.937	85,990	12 - Rinus van Kalmthout

Official Timing [www.rgmmc.com](http://www.rgmmc.com)

Orbits

Timekeeping I. and M. Wagner:

Clerk of the course Thomas Lainer:

[www.mylaps.com](http://www.mylaps.com)

Steward (Chairman) Horst Seidel:

Chief Scrutineer Paul Klaassen:

Licensed to: Motorsport Events

Printed: 05.04.2014 12:41:57

posted at: h



# Rotax Euro Challenge 2014 Genk

Rotax Juniors

Genk / Belgium 1,360 Km

RACE 4 Qualifying Heat 2 C-D

05.04.2014 11:10

Race (7 Laps) started at 11:13:57

Lap	Time of Day	Lap Tm	Diff	S1 Tm	S2 Tm	S3 Tm	Lap	Time of Day	Lap Tm	Diff	S1 Tm	S2 Tm	S3 Tm							
<b>(5) Max Timmermans</b>																				
1	11:14:54.824	<b>57.683</b>	+0.335	23.312	<b>17.012</b>	17.359	2	11:15:57.191	<b>58.012</b>	+0.708	23.386	17.241	17.385							
2	11:15:53.233	<b>58.409</b>	+1.061	23.252	17.528	17.629	3	11:16:55.716	<b>58.525</b>	+1.221	23.581	17.453	17.491							
3	11:16:51.547	<b>58.314</b>	+0.966	23.481	17.368	17.465	4	11:17:54.774	<b>59.058</b>	+1.754	23.765	17.570	17.723							
4	11:17:49.428	<b>57.881</b>	+0.533	23.180	17.314	17.387	5	11:18:52.880	<b>58.106</b>	+0.802	23.703	17.181	17.222							
5	11:18:47.048	<b>57.620</b>	+0.272	23.190	17.073	17.357	6	11:19:50.184	<b>57.304</b>		<b>23.017</b>	17.151	<b>17.136</b>							
6	11:19:44.432	<b>57.384</b>	+0.036	<b>23.028</b>	17.063	17.293	7	11:20:47.580	<b>57.396</b>	+0.092	23.068	<b>16.961</b>	17.367							
7	11:20:41.780	<b>57.348</b>		23.031	17.035	<b>17.282</b>	<b>(80) Eric Stahl</b>													
<b>(95) Dean MacDonald</b>																				
1	11:14:57.794	<b>1:00.421</b>	+3.206	24.902	18.033	17.486	1	11:14:56.574	<b>59.281</b>	+2.021	24.169	17.671	17.441							
2	11:15:55.465	<b>57.671</b>	+0.456	23.061	17.183	17.427	2	11:15:55.618	<b>59.044</b>	+1.784	23.427	17.557	18.060							
3	11:16:53.627	<b>58.162</b>	+0.947	23.356	17.430	17.376	3	11:16:54.064	<b>58.446</b>	+1.186	23.716	17.364	17.366							
4	11:17:51.279	<b>57.652</b>	+0.437	23.023	17.276	17.353	4	11:17:52.561	<b>58.497</b>	+1.237	23.478	17.741	17.278							
5	11:18:48.601	<b>57.322</b>	+0.107	23.014	17.048	17.260	5	11:18:50.034	<b>57.473</b>	+0.213	23.127	17.093	17.253							
6	11:19:45.816	<b>57.215</b>		22.957	<b>17.021</b>	<b>17.237</b>	6	11:19:47.294	<b>57.260</b>		<b>23.091</b>	<b>16.952</b>	<b>17.217</b>							
7	11:20:43.049	<b>57.233</b>	+0.018	<b>22.952</b>	17.029	17.252	7	11:20:47.619	<b>1:00.325</b>	+3.065	23.534	17.845	18.946							
<b>(49) Dave Wooder</b>																				
1	11:14:57.236	<b>1:00.034</b>	+2.676	24.282	18.275	17.477	<b>(91) Jack Black</b>													
2	11:15:55.398	<b>58.162</b>	+0.804	23.336	17.304	17.522	1	11:14:59.691	<b>1:01.612</b>	+4.207	25.153	18.388	18.071							
3	11:16:53.558	<b>58.160</b>	+0.802	23.438	17.235	17.487	2	11:15:58.307	<b>58.616</b>	+1.211	23.349	17.733	17.534							
4	11:17:52.088	<b>58.530</b>	+1.172	23.728	17.486	17.316	3	11:16:57.780	<b>59.473</b>	+2.068	23.857	17.329	18.287							
5	11:18:49.526	<b>57.438</b>	+0.080	23.134	<b>16.998</b>	<b>17.306</b>	4	11:17:55.816	<b>58.036</b>	+0.631	23.220	17.263	17.553							
6	11:19:46.884	<b>57.358</b>		<b>22.955</b>	17.097	17.306	5	11:18:53.581	<b>57.765</b>	+0.360	23.274	17.151	17.340							
7	11:20:47.149	<b>1:00.265</b>	+2.907	23.686	17.797	18.782	6	11:19:51.017	<b>57.436</b>	+0.031	23.111	<b>17.020</b>	<b>17.305</b>							
<b>(86) Marcus Armstrong</b>																				
1	11:14:57.352	<b>59.852</b>	+2.830	24.401	18.057	17.394	7	11:20:48.422	<b>57.405</b>		<b>23.046</b>	17.035	17.324							
2	11:15:55.303	<b>57.951</b>	+0.929	23.067	17.321	17.563	<b>(30) Oliver York</b>													
3	11:16:55.594	<b>1:00.291</b>	+3.269	25.234	17.509	17.548	1	11:15:02.943	<b>1:03.385</b>	+6.150	27.459	17.742	18.184							
4	11:17:53.916	<b>58.322</b>	+1.300	23.690	17.271	17.361	2	11:16:01.498	<b>58.555</b>	+1.320	23.528	17.502	17.525							
5	11:18:51.273	<b>57.357</b>	+0.335	23.059	17.019	17.279	3	11:17:00.632	<b>59.134</b>	+1.899	23.454	17.994	17.686							
6	11:19:48.295	<b>57.022</b>		22.952	<b>16.843</b>	<b>17.227</b>	4	11:17:57.987	<b>57.355</b>	+0.120	23.010	17.042	17.303							
7	11:20:47.275	<b>58.980</b>	+1.958	<b>22.846</b>	17.361	18.773	5	11:18:55.222	<b>57.235</b>		<b>22.929</b>	17.065	<b>17.241</b>							
<b>(9) Darren Keane</b>																				
1	11:15:01.108	<b>1:02.673</b>	+5.424	26.018	18.554	18.101	6	11:19:52.505	<b>57.283</b>	+0.048	22.943	17.079	17.261							
2	11:15:59.068	<b>57.960</b>	+0.711	23.225	17.229	17.506	7	11:20:50.054	<b>57.549</b>	+0.314	23.041	<b>17.034</b>	17.474							
3	11:16:57.011	<b>57.943</b>	+0.694	23.348	17.179	17.416	<b>(26) Finlay Hutchison</b>													
4	11:17:54.959	<b>57.948</b>	+0.699	22.921	17.613	17.414	1	11:15:00.010	<b>1:01.435</b>	+4.044	25.482	17.944	18.009							
5	11:18:52.382	<b>57.423</b>	+0.174	23.120	17.089	17.214	2	11:16:00.430	<b>1:00.420</b>	+3.029	25.025	17.524	17.871							
6	11:19:49.631	<b>57.249</b>		23.066	17.031	<b>17.152</b>	3	11:16:59.052	<b>58.622</b>	+1.231	23.988	17.235	17.399							
7	11:20:47.350	<b>57.719</b>	+0.470	<b>22.879</b>	<b>16.962</b>	17.878	4	11:17:56.443	<b>57.391</b>		23.032	17.127	<b>17.232</b>							
<b>(64) Luc Willemsse</b>																				
1	11:14:58.056	<b>1:00.832</b>	+3.580	24.140	18.883	17.809	5	11:18:55.014	<b>58.571</b>	+1.180	23.923	17.219	17.429							
2	11:15:55.912	<b>57.856</b>	+0.604	23.254	17.163	17.439	6	11:19:52.642	<b>57.628</b>	+0.237	<b>23.030</b>	<b>16.996</b>	17.602							
3	11:16:53.881	<b>57.969</b>	+0.717	23.320	17.257	17.392	7	11:20:50.225	<b>57.583</b>	+0.192	23.047	17.047	17.489							
4	11:17:52.369	<b>58.488</b>	+1.236	23.328	17.802	17.358	<b>(88) Mick Wishofer</b>													
5	11:18:49.772	<b>57.403</b>	+0.151	22.991	17.145	<b>17.267</b>	1	11:15:00.393	<b>1:02.734</b>	+5.247	26.243	18.552	17.939							
6	11:19:47.024	<b>57.252</b>		<b>22.941</b>	<b>17.036</b>	17.275	2	11:15:58.582	<b>58.189</b>	+0.702	23.510	17.204	17.475							
7	11:20:47.351	<b>1:00.327</b>	+3.075	23.467	18.009	18.851	3	11:16:56.511	<b>57.929</b>	+0.442	23.357	17.150	17.422							
<b>(32) Jordan Brown-Nutley</b>																				
1	11:14:59.491	<b>1:02.128</b>	+4.821	25.464	18.677	17.987	4	11:17:56.274	<b>59.763</b>	+2.276	23.124	17.835	18.804							
2	11:15:58.035	<b>58.544</b>	+1.237	23.679	17.389	17.476	5	11:18:55.688	<b>59.414</b>	+1.927	24.205	17.787	17.422							
3	11:16:55.982	<b>57.947</b>	+0.640	23.205	17.355	17.387	6	11:19:53.175	<b>57.487</b>		23.232	16.971	<b>17.284</b>							
4	11:17:54.717	<b>58.735</b>	+1.428	23.573	17.592	17.570	7	11:20:50.703	<b>57.528</b>	+0.041	<b>22.984</b>	<b>16.953</b>	17.591							
5	11:18:52.723	<b>58.006</b>	+0.699	23.436	17.232	17.338	<b>(84) Maciej Chrupek</b>													
6	11:19:50.030	<b>57.307</b>		22.996	17.100	<b>17.211</b>	1	11:15:00.332	<b>1:01.933</b>	+4.295	25.298	18.259	18.376							
7	11:20:47.519	<b>57.489</b>	+0.182	<b>22.965</b>	<b>17.048</b>	17.476	2	11:15:59.000	<b>58.668</b>	+1.030	23.701	17.247	17.720							
<b>(23) Danny Kroes</b>																				
1	11:14:59.179	<b>1:01.542</b>	+4.238	24.977	18.767	17.798	3	11:16:57.884	<b>58.884</b>	+1.246	23.814	17.169	17.901							
<b>(65) Emilien Carde</b>																				
<b>(85) Emilien Carde</b>																				
1	11:15:01.863	<b>1:02.492</b>	+5.316	26.471	18.201	17.820	4	11:17:56.213	<b>58.329</b>	+0.691	23.275	17.294	17.760							
2	11:16:00.527	<b>58.664</b>	+1.488	23.573	17.325	17.766	5	11:18:55.233	<b>59.020</b>	+1.382	24.075	17.167	17.778							
3	11:17:00.954	<b>1:00.427</b>	+3.251	24.021	18.742	17.664	6	11:19:52.871	<b>57.638</b>		23.313	<b>17.051</b>	<b>17.274</b>							
4	11:17:59.035	<b>58.081</b>	+0.905	23.260	17.465	17.356	7	11:20:50.811	<b>57.940</b>	+0.302	<b>23.003</b>	17.074	17.863							



# Rotax Euro Challenge 2014 Genk

Rotax Juniors

Genk / Belgium 1,360 Km

RACE 4 Qualifying Heat 2 C-D

05.04.2014 11:10

Race (7 Laps) started at 11:13:57

Lap	Time of Day	Lap Tm	Diff	S1 Tm	S2 Tm	S3 Tm
5	11:18:56.510	57.475	+0.299	23.090	17.032	17.353
6	11:19:53.686	<b>57.176</b>		<b>22.968</b>	17.011	<b>17.197</b>
7	11:20:50.985	57.299	+0.123	22.996	<b>16.993</b>	17.310

(70) Felix Warge

1	11:15:01.431	<b>1:02.587</b>	+5.437	25.684	19.190	17.713
2	11:16:00.329	<b>58.898</b>	+1.748	23.742	17.512	17.644
3	11:17:00.696	<b>1:00.367</b>	+3.217	24.266	18.072	18.029
4	11:17:59.103	<b>58.407</b>	+1.257	23.400	17.663	17.344
5	11:18:56.679	<b>57.576</b>	+0.426	23.180	17.118	17.278
6	11:19:53.897	<b>57.218</b>	+0.068	22.976	17.021	<b>17.221</b>
7	11:20:51.047	<b>57.150</b>		<b>22.901</b>	<b>16.962</b>	17.287

(12) Rinus van Kalmthout

1	11:15:07.073	<b>1:09.793</b>	+12.856	24.039	28.110	17.644
2	11:16:04.706	<b>57.633</b>	+0.696	23.169	17.157	17.307
3	11:17:02.841	<b>58.135</b>	+1.198	23.177	17.650	17.308
4	11:18:00.588	<b>57.747</b>	+0.810	23.177	17.203	17.367
5	11:18:58.515	<b>57.927</b>	+0.990	23.348	17.295	17.284
6	11:19:55.670	<b>57.155</b>	+0.218	22.902	17.052	<b>17.201</b>
7	11:20:52.607	<b>56.937</b>		<b>22.851</b>	<b>16.885</b>	17.201

(87) Nicolas Schoell

1	11:15:02.092	<b>1:03.205</b>	+6.094	25.481	19.589	18.135
2	11:16:01.193	<b>59.101</b>	+1.990	24.058	17.590	17.453
3	11:17:01.015	<b>59.822</b>	+2.711	23.583	17.975	18.264
4	11:17:59.698	<b>58.683</b>	+1.572	23.373	17.952	17.358
5	11:18:59.151	<b>59.453</b>	+2.342	24.360	17.422	17.671
6	11:19:56.644	<b>57.493</b>	+0.382	23.217	17.046	17.230
7	11:20:53.755	<b>57.111</b>		<b>22.987</b>	<b>16.925</b>	<b>17.199</b>

(96) Marvin Pionke

1	11:15:04.327	<b>1:06.756</b>	+9.552	30.025	18.814	17.917
2	11:16:02.857	<b>58.530</b>	+1.326	23.196	17.908	17.426
3	11:17:01.966	<b>59.109</b>	+1.905	23.868	17.744	17.497
4	11:18:00.913	<b>58.947</b>	+1.743	24.292	17.399	17.256
5	11:19:00.272	<b>59.359</b>	+2.155	23.439	18.603	17.317
6	11:19:57.797	<b>57.525</b>	+0.321	<b>22.946</b>	17.378	<b>17.201</b>
7	11:20:55.001	<b>57.204</b>		23.041	<b>16.929</b>	17.234

(31) Daniel Louko

1	11:15:03.037	<b>1:03.790</b>	+6.687	27.229	17.976	18.585
2	11:16:02.162	<b>59.125</b>	+2.022	23.948	17.414	17.763
3	11:17:01.420	<b>59.258</b>	+2.155	23.845	17.734	17.679
4	11:18:00.718	<b>59.298</b>	+2.195	24.319	17.318	17.661
5	11:18:59.405	<b>58.687</b>	+1.584	23.421	17.898	17.368
6	11:19:58.121	<b>58.716</b>	+1.613	23.310	18.164	17.242
7	11:20:55.224	<b>57.103</b>		<b>22.951</b>	<b>17.001</b>	<b>17.151</b>

(22) Jakob Bezel

1	11:15:02.164	<b>1:03.809</b>	+6.498	27.379	18.380	18.050
2	11:16:00.590	<b>58.426</b>	+1.115	23.431	17.385	17.610
3	11:17:01.648	<b>1:01.058</b>	+3.747	24.726	18.180	18.152
4	11:18:00.212	<b>58.564</b>	+1.253	23.478	17.498	17.588
5	11:19:00.538	<b>1:00.326</b>	+3.015	23.919	18.941	17.466
6	11:19:58.363	<b>57.825</b>	+0.514	<b>22.989</b>	17.527	17.309
7	11:20:55.674	<b>57.311</b>		23.024	<b>17.005</b>	<b>17.282</b>

(81) Jack Martin

1	11:15:02.456	<b>1:03.041</b>	+5.546	27.153	17.951	17.937
2	11:16:02.050	<b>59.594</b>	+2.099	23.609	18.051	17.934
3	11:17:02.129	<b>1:00.079</b>	+2.584	24.359	17.872	17.848
4	11:18:01.244	<b>59.115</b>	+1.620	23.539	18.136	17.440
5	11:19:00.916	<b>59.672</b>	+2.177	23.148	18.986	17.538
6	11:19:58.911	<b>57.995</b>	+0.500	23.434	17.179	17.382
7	11:20:56.406	<b>57.495</b>		<b>23.037</b>	<b>17.164</b>	<b>17.294</b>

(34) Zak Fulk

1	11:15:09.311	<b>1:11.492</b>	+14.150	34.895	18.812	17.785
2	11:16:07.571	<b>58.260</b>	+0.918	23.688	17.194	17.378
3	11:17:05.586	<b>58.015</b>	+0.673	23.360	17.298	17.357
4	11:18:04.105	<b>58.519</b>	+1.177	23.621	17.506	17.392
5	11:19:01.758	<b>57.653</b>	+0.311	23.204	17.192	17.257
6	11:19:59.100	<b>57.342</b>		<b>23.023</b>	16.925	17.394
7	11:20:56.752	<b>57.652</b>	+0.310	23.636	<b>16.864</b>	<b>17.152</b>

(97) Jose Enrique Brito

1	11:14:59.771	<b>1:01.261</b>	+2.711	25.073	18.121	18.067
2	11:16:01.804	<b>1:02.033</b>	+3.483	25.923	18.147	17.963
3	11:17:01.357	<b>59.553</b>	+1.003	24.125	17.720	17.708
4	11:17:59.907	<b>58.550</b>		<b>23.380</b>	17.764	<b>17.406</b>
5	11:18:59.091	<b>59.184</b>	+0.634	24.044	17.663	17.477
6	11:19:59.355	<b>1:00.264</b>	+1.714	23.528	18.775	17.961
7	11:20:58.358	<b>59.003</b>	+0.453	23.838	<b>17.511</b>	17.654

(73) Valters Zviedris

1	11:15:03.666	<b>1:04.208</b>	+5.426	28.145	18.284	17.779
2	11:16:02.448	<b>58.782</b>		23.471	17.605	17.706
3	11:17:02.545	<b>1:00.097</b>	+1.315	24.197	18.347	17.553
4	11:18:01.531	<b>58.986</b>	+0.204	23.792	17.482	17.712
5	11:19:00.690	<b>59.159</b>	+0.377	<b>23.244</b>	18.397	17.518
6	11:19:59.633	<b>58.943</b>	+0.161	24.302	<b>17.217</b>	<b>17.424</b>
7	11:20:58.477	<b>58.844</b>	+0.062	23.468	17.819	17.557

(20) Lewis Kent

1	11:15:04.593	<b>1:04.755</b>	+6.284	27.247	19.237	18.271
2	11:16:03.496	<b>58.903</b>	+0.432	23.808	17.337	17.758
3	11:17:03.208	<b>59.712</b>	+1.241	23.428	18.568	17.716
4	11:18:01.706	<b>58.498</b>	+0.027	23.491	17.404	17.603
5	11:19:01.065	<b>59.359</b>	+0.888	23.264	18.514	17.581
6	11:20:00.130	<b>59.065</b>	+0.594	24.291	<b>17.118</b>	17.656
7	11:20:58.601	<b>58.471</b>		<b>23.121</b>	17.934	<b>17.416</b>

(75) Ruben Real del Sarte

1	11:15:09.069	<b>1:09.612</b>	+11.575	33.044	18.657	17.911
2	11:16:08.347	<b>59.278</b>	+1.241	24.205	17.532	17.541
3	11:17:06.701	<b>58.354</b>	+0.317	23.440	17.403	17.511
4	11:18:04.738	<b>58.037</b>		23.393	<b>17.223</b>	<b>17.421</b>
5	11:19:08.604	<b>1:03.866</b>	+5.829	<b>23.284</b>	22.872	17.710
6	11:20:06.942	<b>58.338</b>	+0.301	23.560	17.231	17.547
7	11:21:05.093	<b>58.151</b>	+0.114	23.494	17.226	17.431

(41) Artemy Kamenok

1	11:15:03.846	<b>1:04.148</b>	+5.517	27.864	18.400	17.884
2	11:16:02.793	<b>58.947</b>	+0.316	23.456	17.771	17.720
3	11:17:05.074	<b>1:02.281</b>	+3.650	23.544	20.737	18.000
4	11:18:04.530	<b>59.456</b>	+0.825	23.892	17.977	<b>17.587</b>
5	11:19:09.446	<b>1:04.916</b>	+6.285	<b>23.324</b>	23.732	17.860
6	11:20:08.077	<b>58.631</b>		23.546	<b>17.389</b>	17.696
7	11:21:11.998	<b>1:03.921</b>	+5.290	23.438	18.466	22.017

(43) Enzo Coursimault

1	11:15:17.409	<b>1:18.668</b>	+21.095	25.392	19.291	33.985
2	11:16:16.570	<b>59.161</b>	+1.588	24.136	17.502	17.523
3	11:17:15.475	<b>58.905</b>	+1.332	23.327	17.851	17.727
4	11:18:13.707	<b>58.232</b>	+0.659	23.529	17.234	17.469
5	11:19:11.670	<b>57.963</b>	+0.390	23.402	17.171	17.390
6	11:20:09.243	<b>57.573</b>		23.240	<b>16.996</b>	<b>17.337</b>
7	11:21:13.708	<b>1:04.465</b>	+6.892	<b>22.886</b>	17.743	23.836

(71) Scott Symons

1	11:15:24.307	<b>1:25.307</b>	+27.837	48.030	19.154	18.123
---	--------------	-----------------	---------	--------	--------	--------

Timekeeping I. and M. Wagner:



Clerk of the course Thomas Lainer:

Steward (Chairman) Horst Seidel:

Chief Scrutineer Paul Klaassen:

[www.mylaps.com](http://www.mylaps.com)  
Licensed to: Motorsport Events





# Rotax Euro Challenge 2014 Genk

Rotax Juniors

Genk / Belgium 1,360 Km

RACE 4 Qualifying Heat 2 C-D

05.04.2014 11:10

Race (7 Laps) started at 11:13:57

Lap	Time of Day	Lap Tm	Diff	S1 Tm	S2 Tm	S3 Tm	Lap	Time of Day	Lap Tm	Diff	S1 Tm	S2 Tm	S3 Tm
2	11:16:23.339	<b>59.032</b>	+1.562	24.011	17.517	17.504							
3	11:17:21.972	<b>58.633</b>	+1.163	23.330	17.841	17.462							
4	11:18:20.048	<b>58.076</b>	+0.606	23.493	17.173	17.410							
5	11:19:17.518	<b>57.470</b>		<b>23.105</b>	<b>17.090</b>	<b>17.275</b>							
6	11:20:15.522	<b>58.004</b>	+0.534	23.176	17.296	17.532							
7	11:21:14.480	<b>58.958</b>	+1.488	23.668	17.900	17.390							

(47) Antoine Perceval

1	11:15:25.482	<b>1:26.668</b>	+29.063	49.170	19.418	18.080
2	11:16:24.460	<b>58.978</b>	+1.373	23.909	17.410	17.659
3	11:17:22.947	<b>58.487</b>	+0.882	23.498	17.437	17.552
4	11:18:21.032	<b>58.085</b>	+0.480	23.461	17.212	17.412
5	11:19:18.766	<b>57.734</b>	+0.129	23.246	17.165	<b>17.323</b>
6	11:20:16.371	<b>57.605</b>		23.190	<b>17.071</b>	17.344
7	11:21:15.397	<b>59.026</b>	+1.421	<b>23.119</b>	18.247	17.660

(35) Ido Cohen

1	11:15:21.985	<b>1:24.267</b>	+26.009	24.621	20.080	39.566
2	11:16:21.298	<b>59.313</b>	+1.055	24.264	17.547	<b>17.502</b>
3	11:17:20.098	<b>58.800</b>	+0.542	23.434	17.686	17.680
4	11:18:18.743	<b>58.645</b>	+0.387	23.499	17.551	17.595
5	11:19:17.001	<b>58.258</b>		<b>23.350</b>	17.366	17.542
6	11:20:15.572	<b>58.571</b>	+0.313	23.510	<b>17.357</b>	17.704
7	11:21:15.632	<b>1:00.060</b>	+1.802	23.649	18.236	18.175

(44) Tristan Charpentier

1	11:15:03.153	<b>1:03.292</b>	+4.112	27.104	17.896	18.292
2	11:16:02.333	<b>59.180</b>		<b>23.755</b>	17.666	17.759
3	11:17:10.203	<b>1:07.870</b>	+8.690	23.788	26.342	<b>17.740</b>

Timekeeping I. and M. Wagner:

Clerk of the course Thomas Lainer:

Steward (Chairman) Horst Seidel:

Chief Scrutineer Paul Klaassen:

[www.mylaps.com](http://www.mylaps.com)  
Licensed to: Motorsport Events

Printed: 05.04.2014 11:23:16

posted at: h



# Rotax Euro Challenge 2014 Genk

Rotax Juniors

Genk / Belgium 1,360 Km

RACE 11 Qualifying Heat 3 B-C

**-NEW 4-**

05.04.2014 14:00

Race (7 Laps) started at 14:05:31


Pos	No.	Name	Nat.	Chassis	Race Team	Laps	Total Tm	Diff	Best Tm	In Lap	km/h	Points
1	62	Richard Verschoor	NLD	FA Kart	Team TKP	7	6:45.850		57.559	5	85,061	0
2	12	Rinus van Kalmthout	NLD	Alonso	VF Racing	7	6:48.816	2.966	57.676	5	84,888	2
3	17	Louis-Ferdinand Simme	FRA	Tonykart	Jana Racing	7	6:49.974	4.124	57.577	6	85,034	3
4	58	Dzianis Slavinski	BLR	Tonykart	M-Racing	7	6:50.164	4.314	57.628	4	84,959	4
5	32	Jordan Brown-Nutley	GBR	Tonykart	Coles Racing	7	6:51.646	5.796	57.865	6	84,611	5
6	19	Omar Ismail	GBR	Tonykart	Strawberry Racing	7	6:51.790	5.940	57.510	5	85,133	6
7	16	Jean-Baptiste Simmena	FRA	Tonykart	Jana Racing	7	6:52.039	6.189	57.420	6	85,266	7
8	25	Dylan Buys	NLD	Intrepid	IRB Racing	7	6:52.690	6.840	57.418	6	85,269	8
9	23	Danny Kroes	NLD	Tonykart	Hugo Motorsport	7	6:52.713	6.863	57.707	4	84,842	9
10	63	Denise De Rooij	NLD	Tonykart	Torenvliet Motorsport	7	6:53.244	7.394	57.802	6	84,703	10
11	85	Noah Roovers	BEL	Gillard	DFK	7	6:55.444	9.594	57.943	6	84,497	11
12	72	Toni Toikka	FIN	Tonykart	MPT Racing	7	6:55.456	9.606	57.409	4	85,283	12
13	9	Darren Keane	USA	Tonykart	Strawberry Racing	7	6:57.425	11.575	57.759	6	84,766	13
14	94	Max Hofer	AUT	Birel	KMS - Birel Motorsport	7	6:57.627	11.777	57.819	5	84,678	14
15	65	Emilien Carde	FRA	Kosmic	Matec Competition	7	6:57.750	11.900	57.877	7	84,593	15
16	35	Ido Cohen	ISR	Tonykart	Protrain Racing	7	6:57.850	12.000	57.548	7	85,077	16
17	87	Nicolas Schoell	AUT	Birel	KMS - Birel Motorsport	7	6:58.354	12.504	57.650	7	84,926	17
18	18	Hugo Chevalier	FRA	Tonykart	RK Competition	7	6:58.616	12.766	58.340	5	83,922	18
19	92	Aiden Keel	USA	Birel	KMS - Birel Motorsport	7	6:58.826	12.976	57.770	7	84,750	19
20	89	Matthew Solarczyk	USA	Birel	KMS - Birel Motorsport	7	7:00.354	14.504	58.208	4	84,112	20
21	90	Adrien Renaudin	FRA	Sodikart	KPR	7	7:00.443	14.593	57.453	6	85,217	21
22	22	Jakub Bezel	CZE	MS Kart	MS Kart Racing Team	7	7:00.919	15.069	57.675	6	84,889	22
23	83	Michal Stepinski	POL	Praga	Uniq Racing	7	7:01.173	15.323	58.002	6	84,411	23
24	26	Finlay Hutchison	GBR	Tonykart	Strawberry Racing	7	7:02.235	16.385	57.622	7	84,968	24
25	82	Charles Andersen	SWE	Kosmic	Kristian Andersen	7	7:03.538	17.688	58.283	7	84,004	25
26	69	Juri Vips	EST	Tonykart	Strawberry Racing	7	7:04.664	18.814	57.340	5	85,385	26
27	20	Lewis Kent	GBR	Tonykart	Coles Racing	7	7:05.729	19.879	58.668	7	83,453	27
28	47	Antoine Perceval	FRA	Tonykart	SG Drivers	7	7:08.291	22.441	57.718	6	84,826	28
29	30	Oliver York	GBR	Tonykart	Strawberry Racing	7	7:12.363	26.513	57.441	7	85,235	29
30	31	Daniel Louko	FIN	Tonykart	MPT Racing	7	7:14.055	28.205	57.853	4	84,628	30
31	73	Valters Zviedris	LVA	Intrepid	Steinerts RT	5	5:05.983	2 Laps	58.896	4	83,130	31
32	44	Tristan Charpentier	FRA	OTK	DSS	3	3:06.527	4 Laps	58.295	3	83,987	32
33	29	Aleksi Keskitalo	FIN	Tonykart	MPT Racing	3	3:25.874	4 Laps	1:03.588	1	76,996	33
34	46	Perdana Minang	IDN	Kosmic	Aim Motorsport/RedWhite Racin	2	2:14.838	5 Laps	1:01.623	2	79,451	34
Not classified												
DQ	49	Dave Wooder	GBR	Alonso	Dan Holland Racing	7	6:58.754	DQ	57.495	5	85,155	38

## Announcements

- These results are provisional until the conclusion of any judicial and technical matters!
- No. 49 time penalty 10 sec / jump start
- No. 92 + 19 warning board
- No. 49 excluded from heat B-C / violation against starting procedure
- No. 44 + 30 time penalty 3 sec. / leaving corridor
- No. 29 + 69 time penalty 10 sec / unfair driving

Margin of Victory	Ø km/h	Best Lap Tm	km/h	Best Lap by
2.966	84,445	57.340	85,385	69 - Juri Vips

Official Timing [www.rgmmc.com](http://www.rgmmc.com) Orbits

Timekeeping I. and M. Wagner:  Clerk of the course Thomas Lainer: [www.mylaps.com](http://www.mylaps.com)  
 Steward (Chairman) Horst Seidel: Chief Scrutineer Paul Klaassen: Licensed to: Motorsport Events  
 Printed: 05.04.2014 17:58:11 posted at: h







# Rotax Euro Challenge 2014 Genk

Rotax Juniors

Genk / Belgium 1,360 Km

RACE 11 Qualifying Heat 3 B-C

05.04.2014 14:00

Race (7 Laps) started at 14:05:31

Lap	Time of Day	Lap Tm	Diff	S1 Tm	S2 Tm	S3 Tm	Lap	Time of Day	Lap Tm	Diff	S1 Tm	S2 Tm	S3 Tm
2	14:07:45.991	<b>58.925</b>	+1.484	23.414	17.286	18.225							
3	14:08:44.093	<b>58.102</b>	+0.661	23.400	17.315	17.387							
4	14:09:41.792	<b>57.699</b>	+0.258	23.142	17.100	17.457							
5	14:10:46.120	<b>1:04.328</b>	+6.887	29.755	17.139	17.434							
6	14:11:43.857	<b>57.737</b>	+0.296	<b>23.108</b>	17.315	<b>17.314</b>							
7	14:12:41.298	<b>57.441</b>		23.138	<b>16.960</b>	17.343							

(31) Daniel Louko

1	14:06:39.674	<b>1:06.342</b>	+8.489	30.731	17.997	17.614
2	14:07:39.053	<b>59.379</b>	+1.526	24.130	17.613	17.636
3	14:08:38.798	<b>59.745</b>	+1.892	24.494	17.837	17.414
4	14:09:36.651	<b>57.853</b>		<b>23.155</b>	<b>17.271</b>	17.427
5	14:10:37.998	<b>1:01.347</b>	+3.494	25.847	18.145	<b>17.355</b>
6	14:11:46.222	<b>1:08.224</b>	+10.371	28.658	21.791	17.775
7	14:12:45.990	<b>59.768</b>	+1.915	23.870	17.777	18.121

(73) Valters Zviedris

1	14:06:39.173	<b>1:05.706</b>	+6.810	29.138	18.019	18.549
2	14:07:40.971	<b>1:01.798</b>	+2.902	24.839	18.775	18.184
3	14:08:39.942	<b>58.971</b>	+0.075	23.905	17.442	17.624
4	14:09:38.838	<b>58.896</b>		23.948	<b>17.434</b>	<b>17.514</b>
5	14:10:37.918	<b>59.080</b>	+0.184	<b>23.267</b>	17.952	17.861

(44) Tristan Charpentier

1	14:06:37.792	<b>1:05.037</b>	+6.742	26.656	19.490	18.891
2	14:07:37.167	<b>59.375</b>	+1.080	24.040	<b>17.367</b>	17.968
3	14:08:35.462	<b>58.295</b>		<b>23.298</b>	17.550	<b>17.447</b>

(29) Aleks Keskitalo

1	14:06:36.581	<b>1:03.588</b>		26.284	19.292	18.012
2	14:07:43.605	<b>1:07.024</b>	+3.436	<b>23.565</b>	<b>17.871</b>	25.588
3	14:08:47.809	<b>1:04.204</b>	+0.616	23.729	22.574	<b>17.901</b>

(46) Perdana Minang

1	14:06:45.150	<b>1:12.293</b>	+10.670	26.345	27.030	<b>18.918</b>
2	14:07:46.773	<b>1:01.623</b>		<b>24.095</b>	<b>18.035</b>	19.493

Timekeeping I. and M. Wagner:

Clerk of the course Thomas Lainer:

Steward (Chairman) Horst Seidel:

Chief Scrutineer Paul Klaassen:

[www.mylaps.com](http://www.mylaps.com)  
Licensed to: Motorsport Events

Printed: 05.04.2014 14:15:51

posted at: h



# Rotax Euro Challenge 2014 Genk

Rotax Juniors

Genk / Belgium 1,360 Km

RACE 12 Qualifying Heat 4 A-D

**-NEW-**

05.04.2014 14:20

Race (7 Laps) started at 14:29:59

Pos	No.	Name	Nat.	Chassis	Race Team	Laps	Total Tm	Diff	Best Tm	In Lap	km/h	Points
1	8	Thomas Preining	AUT	FA Kart	Team TKP	7	6:45.495		57.064	7	85,798	0
2	95	Dean MacDonald	GBR	Tonykart	Strawberry Racing	7	6:46.407	0.912	57.032	7	85,847	2
3	5	Max Timmermans	BEL	FA Kart	Dan Holland Racing	7	6:46.875	1.380	57.262	7	85,502	3
4	64	Luc Willemse	NLD	FA Kart	Team TKP	7	6:48.587	3.092	57.291	7	85,458	4
5	50	Leonard Hoogenboom	NLD	Alonso	Dan Holland Racing	7	6:49.485	3.990	57.114	6	85,723	5
6	86	Marcus Armstrong	NZL	Alonso	Dan Holland Racing	7	6:49.813	4.318	57.113	6	85,725	6
7	36	Alex Quinn	GBR	Tonykart	Coles Racing	7	6:49.875	4.380	57.643	5	84,937	7
8	33	Jack McCarthy	GBR	Tonykart	Strawberry Racing	7	6:50.339	4.844	57.351	5	85,369	8
9	80	Eric Stahl	BEL	Alonso	G-Star Raw Racing Team	7	6:50.512	5.017	57.288	6	85,463	9
10	96	Marvin Pionke	DEU	Tonykart	RS Competition	7	6:50.744	5.249	57.073	7	85,785	10
11	76	Sandy Mitchell	GBR	Tonykart	RL Racing Dept UK	7	6:51.646	6.151	56.803	7	86,193	11
12	40	Nick Dunker	NLD	Alonso	Dreamteam Racing	7	6:52.254	6.759	57.261	6	85,503	12
13	68	Lars Olofsen	BEL	Tonykart	Bouvin Power	7	6:53.376	7.881	56.921	7	86,014	13
14	71	Scott Symons	GBR	Tonykart	KR Sport	7	6:54.519	9.024	57.168	7	85,642	14
15	91	Jack Black	AUS	DR	VPDR	7	6:56.491	10.996	57.453	7	85,217	15
16	84	Maciej Chrupek	POL	CRG	JR Racing	7	6:56.641	11.146	57.356	7	85,362	16
17	81	Jack Martin	GBR	Tonykart	Strawberry Racing	7	6:57.984	12.489	57.211	7	85,578	17
18	43	Enzo Coursimault	FRA	Kosmic	PKS	7	6:58.182	12.687	57.721	6	84,822	18
19	70	Felix Warge	BEL	Tonykart	Marc Warge	7	6:58.245	12.750	57.410	7	85,281	19
20	88	Mick Wishofer	AUT	Birel	KMS - Birel Motorsport	7	6:58.438	12.943	57.129	7	85,701	20
21	93	Michael McCarthy	USA	Birel	KMS - Birel Motorsport	7	6:59.750	14.255	57.162	7	85,651	21
22	67	Sanne van Wagenveld	NLD	Topkart	Topkart	7	7:00.226	14.731	57.326	7	85,406	22
23	77	Ayrton Simmons	GBR	Wildkart	NJR Motorsport	7	7:01.271	15.776	57.587	7	85,019	23
24	59	Eliseo Martinez	ESP	CRG	CRG SPA	7	7:01.355	15.860	56.944	7	85,979	24
25	34	Zak Fulk	GBR	Tonykart	Coles Racing	7	7:01.719	16.224	57.362	7	85,353	25
26	41	Artemy Kamenok	BLR	Tonykart	Forse RT	7	7:02.558	17.063	57.708	6	84,841	26
27	97	Jose Enrique Brito	ECU	CRG	CRG SPA	7	7:02.667	17.172	57.642	6	84,938	27
28	53	Marta Garcia	ESP	Zanardi	MGL Racing Xtreme	7	7:02.986	17.491	57.549	7	85,075	28
29	75	Ruben Real del Sarte	NLD	Alonso	Dreamteam Racing	7	7:03.369	17.874	58.117	7	84,244	29
30	66	Jarno Opmeer	NLD	Maddox	Maddox Team	7	7:03.948	18.453	57.250	7	85,520	30
31	24	Dennis Mavlanov	RUS	TBA	Daems Racing	7	7:05.758	20.263	57.803	5	84,701	31
32	74	Yannick Brandt	CHE	Kosmic	Spirit Racing	7	7:06.252	20.757	58.577	5	83,582	32
33	98	Berkay Besler	TUR	Kosmic	DNR Racing	4	3:58.369	3 Laps	58.102	2	84,266	33
34	39	Michael Budovsky	LVA	Tonykart	Talvar Racing		1.477	7 Laps		0	-	34
35	78	Huib van Eijndhoven	NLD	Tonykart	Hugo Motorsport					0	-	35

## Announcements

These results are provisional until the conclusion of any judicial and technical matters!

No. 98 + 93 warning board

No. 59 time penalty 10 sec. / unfair driving

Margin of Victory	Ø km/h	Best Lap Tm	km/h	Best Lap by
0.912	84,519	56.803	86,193	76 - Sandy Mitchell

Official Timing [www.rgmmc.com](http://www.rgmmc.com)

Orbits

Timekeeping I. and M. Wagner:

Clerk of the course Thomas Lainer:

[www.mylaps.com](http://www.mylaps.com)

Steward (Chairman) Horst Seidel:

Chief Scrutineer Paul Klaassen:

Licensed to: Motorsport Events

Printed: 05.04.2014 18:00:18

posted at:

h









# Rotax Euro Challenge 2014 Genk

Rotax Juniors

Genk / Belgium 1,360 Km

RACE 12 Qualifying Heat 4 A-D

05.04.2014 14:20

Race (7 Laps) started at 14:29:59

Lap	Time of Day	Lap Tm	Diff	S1 Tm	S2 Tm	S3 Tm	Lap	Time of Day	Lap Tm	Diff	S1 Tm	S2 Tm	S3 Tm
2	14:32:02.991	<b>58.826</b>	+1.576	23.785	17.317	17.724							
3	14:33:09.688	<b>1:06.697</b>	+9.447	23.633	19.452	23.612							
4	14:34:10.030	<b>1:00.342</b>	+3.092	25.110	17.566	17.666							
5	14:35:07.918	<b>57.888</b>	+0.638	23.333	17.244	17.311							
6	14:36:06.035	<b>58.117</b>	+0.867	23.768	17.018	17.331							
7	14:37:03.285	<b>57.250</b>		<b>23.044</b>	<b>16.959</b>	<b>17.247</b>							

(24) Dennis Mavlanov

1	14:31:12.980	<b>1:12.314</b>	+14.511	35.331	19.086	17.897
2	14:32:13.005	<b>1:00.025</b>	+2.222	23.993	18.286	17.746
3	14:33:11.933	<b>58.928</b>	+1.125	23.703	17.432	17.793
4	14:34:10.609	<b>58.676</b>	+0.873	23.756	17.417	17.503
5	14:35:08.412	<b>57.803</b>		<b>23.325</b>	<b>17.105</b>	17.373
6	14:36:07.026	<b>58.614</b>	+0.811	23.605	17.609	17.400
7	14:37:05.095	<b>58.069</b>	+0.266	23.599	17.159	<b>17.311</b>

(74) Yannick Brandt

1	14:31:04.225	<b>1:03.644</b>	+5.067	26.988	18.019	18.637
2	14:32:06.420	<b>1:02.195</b>	+3.618	25.965	18.346	17.884
3	14:33:07.290	<b>1:00.870</b>	+2.293	23.928	17.505	19.437
4	14:34:09.237	<b>1:01.947</b>	+3.370	24.779	18.639	18.529
5	14:35:07.814	<b>58.577</b>		23.861	<b>17.271</b>	17.445
6	14:36:06.925	<b>59.111</b>	+0.534	24.136	17.474	17.501
7	14:37:05.589	<b>58.664</b>	+0.087	<b>23.859</b>	17.416	<b>17.389</b>

(98) Berkay Besler

1	14:31:00.063	<b>1:00.646</b>	+2.544	25.048	17.882	17.716
2	14:31:58.165	<b>58.102</b>		<b>23.320</b>	<b>17.369</b>	<b>17.413</b>
3	14:32:58.593	<b>1:00.428</b>	+2.326	24.535	17.877	18.016
4	14:33:57.706	<b>59.113</b>	+1.011	24.083	17.558	17.472

Timekeeping I. and M. Wagner:

Clerk of the course Thomas Lainer:

Steward (Chairman) Horst Seidel:

Chief Scrutineer Paul Klaassen:

www.mylaps.com  
Licensed to: Motorsport Events

Printed: 05.04.2014 14:39:08

posted at: h



# Rotax Euro Challenge 2014 Genk

Rotax Juniors

Genk / Belgium 1,360 Km

RACE 17 Qualifying Heat 5 A-C

**-NEW 2-**

05.04.2014 16:20

Race (7 Laps) started at 16:22:43

Pos	No.	Name	Nat.	Chassis	Race Team	Laps	Total Tm	Diff	Best Tm	In Lap	km/h	Points
1	12	Rinus van Kalmthout	NLD	Alonso	VF Racing	7	6:47.976		57.608	7	84,988	0
2	98	Berkay Besler	TUR	Kosmic	DNR Racing	7	6:49.122	1.146	57.564	7	85,053	2
3	49	Dave Wooder	GBR	Alonso	Dan Holland Racing	7	6:49.922	1.946	57.451	5	85,220	3
4	8	Thomas Preining	AUT	FA Kart	Team TKP	7	6:50.052	2.076	57.486	4	85,169	4
5	36	Alex Quinn	GBR	Tonykart	Coles Racing	7	6:50.253	2.277	57.703	7	84,848	5
6	25	Dylan Buys	NLD	Intrepid	IRB Racing	7	6:50.336	2.360	57.687	7	84,872	6
7	32	Jordan Brown-Nutley	GBR	Tonykart	Coles Racing	7	6:50.669	2.693	57.685	7	84,875	7
8	40	Nick Dunker	NLD	Alonso	Dreamteam Racing	7	6:50.813	2.837	57.712	4	84,835	8
9	23	Danny Kroes	NLD	Tonykart	Hugo Motorsport	7	6:51.239	3.263	57.594	7	85,009	9
10	50	Leonard Hoogenboom	NLD	Alonso	Dan Holland Racing	7	6:52.049	4.073	57.678	4	84,885	10
11	26	Finlay Hutchison	GBR	Tonykart	Strawberry Racing	7	6:52.242	4.266	57.601	5	84,999	11
12	35	Ido Cohen	ISR	Tonykart	Protrain Racing	7	6:52.424	4.448	57.767	5	84,754	12
13	76	Sandy Mitchell	GBR	Tonykart	RL Racing Dept UK	7	6:52.690	4.714	57.463	4	85,203	13
14	87	Nicolas Schoell	AUT	Birel	KMS - Birel Motorsport	7	6:53.156	5.180	57.537	6	85,093	14
15	44	Tristan Charpentier	FRA	OTK	DSS	7	6:53.366	5.390	57.646	6	84,932	15
16	33	Jack McCarthy	GBR	Tonykart	Strawberry Racing	7	6:54.676	6.700	57.803	6	84,701	16
17	9	Darren Keane	USA	Tonykart	Strawberry Racing	7	6:58.048	10.072	57.730	5	84,809	17
18	74	Yannick Brandt	CHE	Kosmic	Spirit Racing	7	6:58.486	10.510	58.259	3	84,039	18
19	65	Emilien Carde	FRA	Kosmic	Matec Competition	7	6:59.484	11.508	58.411	3	83,820	19
20	68	Lars Olofsen	BEL	Tonykart	Bouvin Power	7	7:00.256	12.280	58.216	6	84,101	20
21	24	Dennis Mavlanov	RUS	TBA	Daems Racing	7	7:00.325	12.349	57.850	6	84,633	21
22	59	Eliseo Martinez	ESP	CRG	CRG SPA	7	7:00.474	12.498	57.417	6	85,271	22
23	67	Sanne van Wagenveld	NLD	Topkart	Topkart	7	7:00.559	12.583	58.123	5	84,235	23
24	53	Marta Garcia	ESP	Zanardi	MGL Racing Xtreme	7	7:00.717	12.741	57.808	5	84,694	24
25	31	Daniel Louko	FIN	Tonykart	MPT Racing	7	7:02.063	14.087	58.086	3	84,289	25
26	39	Michael Budovsky	LVA	Tonykart	Talvar Racing	7	7:02.427	14.451	58.126	7	84,231	26
27	78	Huib van Eijndhoven	NLD	Tonykart	Hugo Motorsport	7	7:03.248	15.272	58.291	7	83,992	27
28	22	Jakub Bezel	CZE	MS Kart	MS Kart Racing Team	7	7:03.746	15.770	58.059	6	84,328	28
29	73	Valters Zviedris	LVA	Intrepid	Steinerts RT	7	7:03.843	15.867	58.173	6	84,163	29
30	47	Antoine Perceval	FRA	Tonykart	SG Drivers	7	7:04.439	16.463	58.024	6	84,379	30
31	93	Michael McCarthy	USA	Birel	KMS - Birel Motorsport	7	7:06.468	18.492	57.856	6	84,624	31
32	20	Lewis Kent	GBR	Tonykart	Coles Racing	7	7:17.473	29.497	58.944	7	83,062	32
33	30	Oliver York	GBR	Tonykart	Strawberry Racing	7	7:37.370	49.394	57.658	7	84,914	33

Not classified

DQ	77	Ayrton Simmons	GBR	Wildkart	NJR Motorsport	7	7:00.662	DQ	58.146	6	84,202	38
DQ	66	Jarno Opmeer	NLD	Maddox	Maddox Team	7	7:03.754	DQ	57.659	6	84,913	38

## Announcements

These results are provisional until the conclusion of any judicial and technical matters!

No. 33 warning board

No. 66 black flag heat A-C / ignoring mechanical flag

No. 77 excluded from heat A-C / unfair driving

Margin of Victory	Ø km/h	Best Lap Tm	km/h	Best Lap by
1.146	84,005	57.417	85,271	59 - Eliseo Martinez

Official Timing [www.rgmmc.com](http://www.rgmmc.com)

Orbits

Timekeeping I. and M. Wagner:

Clerk of the course Thomas Lainer:

[www.mylaps.com](http://www.mylaps.com)

Steward (Chairman) Horst Seidel:

Chief Scrutineer Paul Klaassen:

Licensed to: Motorsport Events

Printed: 05.04.2014 19:08:05

posted at:

h







# Rotax Euro Challenge 2014 Genk

Rotax Juniors

Genk / Belgium 1,360 Km

RACE 17 Qualifying Heat 5 A-C

05.04.2014 16:20

Race (7 Laps) started at 16:22:43

Lap	Time of Day	Lap Tm	Diff	S1 Tm	S2 Tm	S3 Tm	Lap	Time of Day	Lap Tm	Diff	S1 Tm	S2 Tm	S3 Tm
2	16:24:49.534	<b>59.196</b>	+1.537	23.715	17.635	17.846							
3	16:25:51.750	<b>1:02.216</b>	+4.557	23.558	19.521	19.137							
4	16:26:52.855	<b>1:01.105</b>	+3.446	24.594	18.322	18.189							
5	16:27:51.558	<b>58.703</b>	+1.044	23.655	17.379	17.669							
6	16:28:49.217	<b>57.659</b>		23.271	<b>17.071</b>	<b>17.317</b>							
7	16:29:47.262	<b>58.045</b>	+0.386	23.148	17.368	17.529							

(73) Valters Zviedris

1	16:23:55.509	<b>1:10.581</b>	+12.408	27.481	25.349	17.751
2	16:24:54.010	<b>58.501</b>	+0.328	23.686	17.342	17.473
3	16:25:52.830	<b>58.820</b>	+0.647	23.534	17.589	17.697
4	16:26:51.499	<b>58.669</b>	+0.496	23.594	17.632	<b>17.443</b>
5	16:27:50.649	<b>59.150</b>	+0.977	<b>23.105</b>	18.160	17.885
6	16:28:48.822	<b>58.173</b>		23.213	<b>17.240</b>	17.720
7	16:29:47.351	<b>58.529</b>	+0.356	23.645	17.434	17.450

(47) Antoine Perceval

1	16:23:54.129	<b>1:09.621</b>	+11.597	26.862	24.867	17.892
2	16:24:53.704	<b>59.575</b>	+1.551	23.736	18.111	17.728
3	16:25:52.648	<b>58.944</b>	+0.920	23.739	17.469	17.736
4	16:26:51.310	<b>58.662</b>	+0.638	23.702	17.516	<b>17.444</b>
5	16:27:50.338	<b>59.028</b>	+1.004	23.122	18.226	17.680
6	16:28:48.362	<b>58.024</b>		<b>23.042</b>	<b>17.366</b>	17.616
7	16:29:47.947	<b>59.585</b>	+1.561	23.628	18.282	17.675

(93) Michael McCarthy

1	16:23:50.152	<b>1:05.117</b>	+7.261	28.351	18.927	17.839
2	16:24:49.961	<b>59.809</b>	+1.953	23.685	17.733	18.391
3	16:25:57.433	<b>1:07.472</b>	+9.616	23.287	26.361	17.824
4	16:26:55.962	<b>58.529</b>	+0.673	23.596	17.399	17.534
5	16:27:54.209	<b>58.247</b>	+0.391	23.394	17.313	17.540
6	16:28:52.065	<b>57.856</b>		<b>23.180</b>	<b>17.131</b>	17.545
7	16:29:49.976	<b>57.911</b>	+0.055	23.285	17.163	<b>17.463</b>

(20) Lewis Kent

1	16:23:54.783	<b>1:09.671</b>	+10.727	27.368	24.065	18.238
2	16:25:04.511	<b>1:09.728</b>	+10.784	33.909	18.108	17.711
3	16:26:04.677	<b>1:00.166</b>	+1.222	24.463	17.862	17.841
4	16:27:03.730	<b>59.053</b>	+0.109	23.795	17.563	17.695
5	16:28:03.054	<b>59.324</b>	+0.380	<b>23.652</b>	17.528	18.144
6	16:29:02.037	<b>58.983</b>	+0.039	23.790	<b>17.351</b>	17.842
7	16:30:00.981	<b>58.944</b>		23.943	17.369	<b>17.632</b>

(30) Oliver York

1	16:23:54.556	<b>1:10.516</b>	+12.858	34.896	18.020	17.600
2	16:24:53.283	<b>58.727</b>	+1.069	23.879	17.383	17.465
3	16:25:51.645	<b>58.362</b>	+0.704	23.405	17.394	17.563
4	16:26:49.976	<b>58.331</b>	+0.673	23.514	17.374	17.443
5	16:28:25.286	<b>1:35.310</b>	+37.652	<b>23.075</b>	17.260	54.975
6	16:29:23.220	<b>57.934</b>	+0.276	23.280	17.261	<b>17.393</b>
7	16:30:20.878	<b>57.658</b>		23.134	<b>17.119</b>	17.405



# Rotax Euro Challenge 2014 Genk

Rotax Juniors

Genk / Belgium 1,360 Km

RACE 18 Qualifying Heat 6 B-D

**-NEW-**

05.04.2014 16:40

Race (7 Laps) started at 16:42:52

Pos	No.	Name	Nat.	Chassis	Race Team	Laps	Total Tm	Diff	Best Tm	In Lap	km/h	Points
1	5	Max Timmermans	BEL	FA Kart	Dan Holland Racing	7	6:45.792		57.367	6	85,345	0
2	95	Dean MacDonald	GBR	Tonykart	Strawberry Racing	7	6:49.404	3.612	57.312	3	85,427	2
3	58	Dzianis Slavinski	BLR	Tonykart	M-Racing	7	6:49.464	3.672	57.152	4	85,666	3
4	62	Richard Verschoor	NLD	FA Kart	Team TKP	7	6:49.538	3.746	57.363	3	85,351	4
5	86	Marcus Armstrong	NZL	Alonso	Dan Holland Racing	7	6:49.663	3.871	57.423	4	85,262	5
6	17	Louis-Ferdinand Simme	FRA	Tonykart	Jana Racing	7	6:49.786	3.994	57.398	3	85,299	6
7	69	Juri Vips	EST	Tonykart	Strawberry Racing	7	6:50.236	4.444	57.482	4	85,174	7
8	46	Perdana Minang	IDN	Kosmic	Aim Motorsport/RedWhite Racin	7	6:51.118	5.326	57.653	4	84,922	8
9	80	Eric Stahl	BEL	Alonso	G-Star Raw Racing Team	7	6:51.260	5.468	57.672	3	84,894	9
10	90	Adrien Renaudin	FRA	Sodikart	KPR	7	6:51.647	5.855	57.426	4	85,258	10
11	94	Max Hofer	AUT	Birel	KMS - Birel Motorsport	7	6:51.972	6.180	57.511	3	85,132	11
12	92	Aiden Keel	USA	Birel	KMS - Birel Motorsport	7	6:52.625	6.833	57.408	5	85,284	12
13	85	Noah Roovers	BEL	Gillard	DFK	7	6:53.082	7.290	57.247	3	85,524	13
14	29	Aleksi Keskitalo	FIN	Tonykart	MPT Racing	7	6:53.346	7.554	57.529	5	85,105	14
15	72	Toni Toikka	FIN	Tonykart	MPT Racing	7	6:53.476	7.684	57.394	5	85,305	15
16	88	Mick Wishofer	AUT	Birel	KMS - Birel Motorsport	7	6:55.313	9.521	57.115	5	85,722	16
17	16	Jean-Baptiste Simmena	FRA	Tonykart	Jana Racing	7	6:55.402	9.610	57.411	4	85,280	17
18	75	Ruben Real del Sarte	NLD	Alonso	Dreamteam Racing	7	6:55.729	9.937	57.877	5	84,593	18
19	43	Enzo Coursimault	FRA	Kosmic	PKS	7	6:56.205	10.413	57.215	6	85,572	19
20	18	Hugo Chevalier	FRA	Tonykart	RK Competition	7	6:56.780	10.988	57.652	5	84,923	20
21	81	Jack Martin	GBR	Tonykart	Strawberry Racing	7	6:57.271	11.479	57.176	6	85,630	21
22	34	Zak Fulk	GBR	Tonykart	Coles Racing	7	6:57.701	11.909	57.256	7	85,511	22
23	83	Michal Stepinski	POL	Praga	Uniq Racing	7	6:57.806	12.014	57.613	6	84,981	23
24	89	Matthew Solarczyk	USA	Birel	KMS - Birel Motorsport	7	6:58.297	12.505	57.659	7	84,913	24
25	84	Maciej Chrupek	POL	CRG	JR Racing	7	6:58.541	12.749	57.644	6	84,935	25
26	63	Denise De Rooij	NLD	Tonykart	Torenvliet Motorsport	7	6:59.103	13.311	57.849	4	84,634	26
27	19	Omar Ismail	GBR	Tonykart	Strawberry Racing	7	6:59.255	13.463	57.480	4	85,177	27
28	71	Scott Symons	GBR	Tonykart	KR Sport	7	6:59.704	13.912	58.122	2	84,237	28
29	41	Artemy Kamenok	BLR	Tonykart	Forse RT	7	7:00.876	15.084	58.300	7	83,979	29
30	82	Charles Andersen	SWE	Kosmic	Kristian Andersen	7	7:01.116	15.324	58.348	7	83,910	30
31	91	Jack Black	AUS	DR	VPDR	7	7:04.067	18.275	57.915	4	84,538	31
32	97	Jose Enrique Brito	ECU	CRG	CRG SPA	7	7:12.995	27.203	57.833	5	84,658	32
33	64	Luc Willemse	NLD	FA Kart	Team TKP	5	4:51.097	2 Laps	57.568	4	85,047	33
34	96	Marvin Pionke	DEU	Tonykart	RS Competition		0.448	7 Laps		0	-	34
35	70	Felix Warge	BEL	Tonykart	Marc Warge					0	-	35

## Announcements

These results are provisional until the conclusion of any judicial and technical matters!

No. 19 warning board

No. 19 time penalty 10 sec. / unfair driving

Margin of Victory	Ø km/h	Best Lap Tm	km/h	Best Lap by
3.612	84,457	57.115	85,722	88 - Mick Wishofer

Official Timing [www.rgmmc.com](http://www.rgmmc.com)

Orbits

Timekeeping I. and M. Wagner:

Clerk of the course Thomas Lainer:

[www.mylaps.com](http://www.mylaps.com)

Steward (Chairman) Horst Seidel:

Chief Scrutineer Paul Klaassen:

Licensed to: Motorsport Events

Printed: 05.04.2014 21:03:18

posted at:

h









# Rotax Euro Challenge 2014 Genk

Rotax Juniors

Genk / Belgium 1,360 Km

RACE 18 Qualifying Heat 6 B-D

05.04.2014 16:40

Race (7 Laps) started at 16:42:52

Lap	Time of Day	Lap Tm	Diff	S1 Tm	S2 Tm	S3 Tm	Lap	Time of Day	Lap Tm	Diff	S1 Tm	S2 Tm	S3 Tm
2	16:44:57.728	1:00.792	+2.444	23.683	17.879	19.230							
3	16:45:57.217	59.489	+1.141	23.632	17.583	18.274							
4	16:46:56.297	59.080	+0.732	24.059	17.449	17.572							
5	16:47:56.508	1:00.211	+1.863	24.334	18.058	17.819							
6	16:48:55.307	58.799	+0.451	23.671	17.489	17.639							
7	16:49:53.655	58.348		23.446	17.403	17.499							

(91) Jack Black

1	16:43:55.933	1:02.657	+4.742	26.978	17.522	18.157
2	16:44:54.495	58.562	+0.647	23.725	17.319	17.518
3	16:45:52.443	57.948	+0.033	23.203	17.359	17.386
4	16:46:50.358	57.915		23.094	17.357	17.464
5	16:48:00.539	1:10.181	+12.266	23.206	29.326	17.649
6	16:48:58.509	57.970	+0.055	23.335	17.171	17.464
7	16:49:56.606	58.097	+0.182	23.301	17.086	17.710

(97) Jose Enrique Brito

1	16:43:54.443	1:00.760	+2.927	25.386	17.883	17.491
2	16:44:53.343	58.900	+1.067	23.625	17.784	17.491
3	16:46:13.881	1:20.538	+22.705	45.716	17.378	17.444
4	16:47:11.770	57.889	+0.056	23.385	17.121	17.383
5	16:48:09.603	57.833		23.309	17.157	17.367
6	16:49:07.555	57.952	+0.119	23.351	17.270	17.331
7	16:50:05.534	57.979	+0.146	23.286	17.334	17.359

(64) Luc Willemse

1	16:43:51.949	59.281	+1.713	23.918	17.881	17.482
2	16:44:50.181	58.232	+0.664	23.530	17.376	17.326
3	16:45:47.879	57.698	+0.130	23.165	17.285	17.248
4	16:46:45.447	57.568		23.007	17.286	17.275
5	16:47:43.636	58.189	+0.621	23.235	17.635	17.319

Timekeeping I. and M. Wagner:

Clerk of the course Thomas Lainer:

Steward (Chairman) Horst Seidel:

Chief Scrutineer Paul Klaassen:

www.mylaps.com  
Licensed to: Motorsport Events

Printed: 05.04.2014 16:51:53

posted at: h



## Rotax Euro Challenge

### Juniors Genk / Belgium

#### Ranking after Heats

Pos.	No.	Firstname	Lastname	Nat.	Chassis	Race Team	QP	Points	Diff.	A-B	C-D	B-C	A-D	A-C	B-D
1	5	Max	<b>Timmermans</b>	BEL	FA Kart	Dan Holland Racing	4	3		--	0	--	3	--	0
2	8	Thomas	<b>Preining</b>	AUT	FA Kart	Team TKP	1	4	-1	0	--	--	0	4	--
3	62	Richard	<b>Verschoor</b>	NLD	FA Kart	Team TKP	2	6	-3	2	--	0	--	--	4
4	95	Dean	<b>MacDonald</b>	GBR	Tonykart	Strawberry Racing	16	6	-3	--	2	--	2	--	2
5	17	Louis-Ferdi	<b>Simmenauer</b>	FRA	Tonykart	Jana Racing	10	15	-12	6	--	3	--	--	6
6	86	Marcus	<b>Armstrong</b>	NZL	Alonso	Dan Holland Racing	20	15	-12	--	4	--	6	--	5
7	12	Rinus	<b>van Kalmthout</b>	NLD	Alonso	VF Racing	7	19	-16	--	17	2	--	0	--
8	32	Jordan	<b>Brown-Nutley</b>	GBR	Tonykart	Coles Racing	11	19	-16	--	7	5	--	7	--
9	36	Alex	<b>Quinn</b>	GBR	Tonykart	Coles Racing	13	21	-18	9	--	--	7	5	--
10	58	Dzianis	<b>Slavinski</b>	BLR	Tonykart	M-Racing	22	23	-20	16	--	4	--	--	3
11	23	Danny	<b>Kroes</b>	NLD	Tonykart	Hugo Motorsport	19	26	-23	--	8	9	--	9	--
12	33	Jack	<b>McCarthy</b>	GBR	Tonykart	Strawberry Racing	9	27	-24	3	--	--	8	16	--
13	80	Eric	<b>Stahl</b>	BEL	Alonso	G-Star Raw Racing Team	12	27	-24	--	9	--	9	--	9
14	50	Leonard	<b>Hoogenboom</b>	NLD	Alonso	Dan Holland Racing	41	28	-25	13	--	--	5	10	--
15	94	Max	<b>Hofer</b>	AUT	Birel	KMS - Birel Motorsport	6	29	-26	4	--	14	--	--	11
16	76	Sandy	<b>Mitchell</b>	GBR	Tonykart	RL Racing Dept UK	37	29	-26	5	--	--	11	13	--
17	40	Nick	<b>Dunker</b>	NLD	Alonso	Dreamteam Racing	17	31	-28	11	--	--	12	8	--
18	85	Noah	<b>Roovers</b>	BEL	Gillard	DFK	14	34	-31	10	--	11	--	--	13
19	9	Darren	<b>Keane</b>	USA	Tonykart	Strawberry Racing	39	35	-32	--	5	13	--	17	--
20	72	Toni	<b>Toikka</b>	FIN	Tonykart	MPT Racing	46	35	-32	8	--	12	--	--	15
21	98	Berkay	<b>Besler</b>	TUR	Kosmic	DNR Racing	5	42	-39	7	--	--	33	2	--
22	64	Luc	<b>Willemse</b>	NLD	FA Kart	Team TKP	8	43	-40	--	6	--	4	--	33
23	16	Jean-Baptist	<b>Simmenauer</b>	FRA	Tonykart	Jana Racing	30	43	-40	19	--	7	--	--	17
24	49	Dave	<b>Wooder</b>	GBR	Alonso	Dan Holland Racing	3	44	-41	--	3	38	--	3	--
25	26	Finlay	<b>Hutchison</b>	GBR	Tonykart	Strawberry Racing	43	46	-43	--	11	24	--	11	--
26	25	Dylan	<b>Buys</b>	NLD	Intrepid	IRB Racing	15	47	-44	--	33	8	--	6	--
27	69	Juri	<b>Vips</b>	EST	Tonykart	Strawberry Racing	26	48	-45	15	--	26	--	--	7
28	88	Mick	<b>Wishofer</b>	AUT	Birel	KMS - Birel Motorsport	28	48	-45	--	12	--	20	--	16
<b>Position 1 -28 qualified for Prefinal</b>															
29	65	Emilien	<b>Carde</b>	FRA	Kosmic	Matec Competition	59	48	-45	--	14	15	--	19	--
30	87	Nicolas	<b>Schoell</b>	AUT	Birel	KMS - Birel Motorsport	51	49	-46	--	18	17	--	14	--
31	84	Maciej	<b>Chrupek</b>	POL	CRG	JR Racing	40	54	-51	--	13	--	16	--	25
32	63	Denise	<b>De Rooij</b>	NLD	Tonykart	Torenvliet Motorsport	54	56	-53	20	--	10	--	--	26
33	67	Sanne	<b>van Wagenveld</b>	NLD	Topkart	Topkart	33	57	-54	12	--	--	22	23	--
34	90	Adrien	<b>Renaudin</b>	FRA	Sodikart	KPR	58	57	-54	26	--	21	--	--	10
35	35	Ido	<b>Cohen</b>	ISR	Tonykart	Protrain Racing	23	59	-56	--	31	16	--	12	--
36	18	Hugo	<b>Chevalier</b>	FRA	Tonykart	RK Competition	50	59	-56	21	--	18	--	--	20
37	81	Jack	<b>Martin</b>	GBR	Tonykart	Strawberry Racing	60	60	-57	--	22	--	17	--	21
38	19	Omar	<b>Ismail</b>	GBR	Tonykart	Strawberry Racing	18	62	-59	29	--	6	--	--	27
39	91	Jack	<b>Black</b>	AUS	DR	VPDR	36	62	-59	--	16	--	15	--	31
40	96	Marvin	<b>Pionke</b>	DEU	Tonykart	RS Competition	24	63	-60	--	19	--	10	--	34
41	59	Eliseo	<b>Martinez</b>	ESP	CRG	CRG SPA	29	64	-61	18	--	--	24	22	--
42	29	Aleksi	<b>Keskitalo</b>	FIN	Tonykart	MPT Racing	42	64	-61	17	--	33	--	--	14

#### Announcements:

----- These results are provisional until the conclusion of any judicial and technical matters -----

Clerk of the course Thomas Lainer:

Stewards (Chairman) Horst Seidel:

Timekeeping M. Wagner:

Scrutineer Paul Klaassen:

Printed: 05.04.2014 21:28

Posted at: h



## Rotax Euro Challenge

### Juniors

### Genk / Belgium

### Ranking after Heats

Pos.	No.	Firstname	Lastname	Nat.	Chassis	Race Team	QP	Points	Diff.	A-B	C-D	B-C	A-D	A-C	B-D
43	43	Enzo	<b>Coursimault</b>	FRA	Kosmic	PKS	48	66	-63	--	29	--	18	--	19
44	92	Aiden	<b>Keel</b>	USA	Birel	KMS - Birel Motorsport	62	66	-63	35	--	19	--	--	12
45	46	Perdana	<b>Minang</b>	IDN	Kosmic	Aim Motorsport/RedWhite	34	69	-66	27	--	34	--	--	8
46	70	Felix	<b>Warge</b>	BEL	Tonykart	Marc Warge	52	69	-66	--	15	--	19	--	35
47	83	Michal	<b>Stepinski</b>	POL	Praga	Uniq Racing	66	69	-66	23	--	23	--	--	23
48	34	Zak	<b>Fulk</b>	GBR	Tonykart	Coles Racing	32	70	-67	--	23	--	25	--	22
49	68	Lars	<b>Olofsen</b>	BEL	Tonykart	Bouvin Power	21	71	-68	38	--	--	13	20	--
50	22	Jakub	<b>Bezel</b>	CZE	MS Kart	MS Kart Racing Team	35	71	-68	--	21	22	--	28	--
51	30	Oliver	<b>York</b>	GBR	Tonykart	Strawberry Racing	27	72	-69	--	10	29	--	33	--
52	89	Matthew	<b>Solarczyk</b>	USA	Birel	KMS - Birel Motorsport	38	72	-69	28	--	20	--	--	24
53	74	Yannick	<b>Brandt</b>	CHE	Kosmic	Spirit Racing	45	74	-71	24	--	--	32	18	--
54	24	Dennis	<b>Mavlanov</b>	RUS	TBA	Daems Racing	49	74	-71	22	--	--	31	21	--
55	75	Ruben	<b>Real del Sarte</b>	NLD	Alonso	Dreamteam Racing	64	74	-71	--	27	--	29	--	18
56	31	Daniel	<b>Louko</b>	FIN	Tonykart	MPT Racing	55	75	-72	--	20	30	--	25	--
57	53	Marta	<b>Garcia</b>	ESP	Zanardi	MGL Racing Xtreme	53	77	-74	25	--	--	28	24	--
58	44	Tristan	<b>Charpentier</b>	FRA	OTK	DSS	31	79	-76	--	32	32	--	15	--
59	71	Scott	<b>Symons</b>	GBR	Tonykart	KR Sport	56	80	-77	--	38	--	14	--	28
60	66	Jarno	<b>Opmeer</b>	NLD	Maddox	Maddox Team	25	82	-79	14	--	--	30	38	--
61	97	Jose Enrique	<b>Brito</b>	ECU	CRG	CRG SPA	44	83	-80	--	24	--	27	--	32
62	93	Michael	<b>McCarthy</b>	USA	Birel	KMS - Birel Motorsport	65	83	-80	31	--	--	21	31	--
<b>Position 29-62 qualified for Second Chance Heat</b>															
63	41	Artemy	<b>Kamenok</b>	BLR	Tonykart	Forse RT	68	83	-80	--	28	--	26	--	29
64	73	Valters	<b>Zviedris</b>	LVA	Intrepid	Steinerts RT	63	85	-82	--	25	31	--	29	--
65	20	Lewis	<b>Kent</b>	GBR	Tonykart	Coles Racing	67	85	-82	--	26	27	--	32	--
66	82	Charles	<b>Andersen</b>	SWE	Kosmic	Kristian Andersen	70	85	-82	30	--	25	--	--	30
67	47	Antoine	<b>Perceval</b>	FRA	Tonykart	SG Drivers	47	88	-85	--	30	28	--	30	--
68	39	Michael	<b>Budovsky</b>	LVA	Tonykart	Talvar Racing	57	92	-89	32	--	--	34	26	--
69	77	Ayrton	<b>Simmons</b>	GBR	Wildkart	NJR Motorsport	61	94	-91	33	--	--	23	38	--
70	78	Huub	<b>van Eijndhoven</b>	NLD	Tonykart	Hugo Motorsport	69	96	-93	34	--	--	35	27	--

### Announcements:

----- These results are provisional until the conclusion of any judicial and technical matters -----

Clerk of the course Thomas Lainer:

Stewards (Chairman) Horst Seidel:

Timekeeping M. Wagner:

Scrutineer Paul Klaassen:

Printed: 05.04.2014 21:28

Posted at: h

Rotax Euro Challenge  
 Class: Juniors  
 Date/Time: 06.04.2014 10:30

Track: Genk / Belgium  
 Heat: Second Chance Heat  
 Laps: 7

Edition 1

Jose Enrique Brito	97	Points 83 Quali Rank 44	17	Michael McCarthy	93	Points 83 Quali Rank 65
	33				34	
Scott Symons	71	Points 80 Quali Rank 56	16	Jarno Opmeer	66	Points 82 Quali Rank 25
	31				32	
Marta Garcia	53	Points 77 Quali Rank 53	15	Tristan Charpentier	44	Points 79 Quali Rank 31
	29				30	
Ruben Real del Sarte	75	Points 74 Quali Rank 64	14	Daniel Louko	31	Points 75 Quali Rank 55
	27				28	
Yannick Brandt	74	Points 74 Quali Rank 45	13	Dennis Mavlanov	24	Points 74 Quali Rank 49
	25				26	
Oliver York	30	Points 72 Quali Rank 27	12	Matthew Solarczyk	89	Points 72 Quali Rank 38
	23				24	
Lars Olofsen	68	Points 71 Quali Rank 21	11	Jakub Bezel	22	Points 71 Quali Rank 35
	21				22	
Michal Stepinski	83	Points 69 Quali Rank 66	10	Zak Fulk	34	Points 70 Quali Rank 32
	19				20	
Perdana Minang	46	Points 69 Quali Rank 34	9	Felix Warge	70	Points 69 Quali Rank 52
	17				18	
Enzo Coursimault	43	Points 66 Quali Rank 48	8	Aiden Keel	92	Points 66 Quali Rank 62
	15				16	
Eliseo Martinez	59	Points 64 Quali Rank 29	7	Aleksi Keskitalo	29	Points 64 Quali Rank 42
	13				14	
Jack Black	91	Points 62 Quali Rank 36	6	Marvin Pionke	96	Points 63 Quali Rank 24
	11				12	
Jack Martin	81	Points 60 Quali Rank 60	5	Omar Ismail	19	Points 62 Quali Rank 18
	9				10	
Ido Cohen	35	Points 59 Quali Rank 23	4	Hugo Chevalier	18	Points 59 Quali Rank 50
	7				8	
Sanne van Wagenveld	67	Points 57 Quali Rank 33	3	Adrien Renaudin	90	Points 57 Quali Rank 58
	5				6	
Maciej Chrupek	84	Points 54 Quali Rank 40	2	Denise De Rooij	63	Points 56 Quali Rank 54
	3				4	
Emilien Carde	65	Points 48 Quali Rank 59	1	Nicolas Schoell	87	Points 49 Quali Rank 51
	1		Row		2	

Pole Position

Clerk of the course Thomas Lainer:  
 Stewards (Chairman) Horst Seidel:

Scrutineer Paul Klaassen:  
 Timekeeping M. Wagner:



# Rotax Euro Challenge 2014 Genk

Rotax Juniors

Genk / Belgium 1,360 Km

Warm up qualified 29-62

06.04.2014 09:10

Practice (5:00 Time) started at 9:10:00

Pos	No.	Name	Nat.	Chassis	Race Team	Laps	Best Tm	Diff	Gap	In Lap	km/h
1	59	Eliseo Martinez	ESP	CRG	CRG SPA	6	57.243			5	85,530
2	46	Perdana Minang	IDN	Kosmic	Aim Motorsport/RedWhite f	5	57.307	0.064	0.064	5	85,435
3	63	Denise De Rooij	NLD	Tonykart	Torenvliet Motorsport	6	57.340	0.097	0.033	6	85,385
4	34	Zak Fulk	GBR	Tonykart	Coles Racing	5	57.343	0.100	0.003	5	85,381
5	22	Jakub Bezel	CZE	MS Kart	MS Kart Racing Team	5	57.485	0.242	0.142	5	85,170
6	43	Enzo Coursimault	FRA	Kosmic	PKS	5	57.529	0.286	0.044	5	85,105
7	66	Jarno Opmeer	NLD	Maddox	Maddox Team	5	57.530	0.287	0.001	5	85,103
8	68	Lars Olofsen	BEL	Tonykart	Bouvin Power	6	57.535	0.292	0.005	5	85,096
9	93	Michael McCarthy	USA	Birel	KMS - Birel Motorsport	5	57.560	0.317	0.025	5	85,059
10	30	Oliver York	GBR	Tonykart	Strawberry Racing	5	57.591	0.348	0.031	5	85,013
11	89	Matthew Solarczyk	USA	Birel	KMS - Birel Motorsport	5	57.603	0.360	0.012	5	84,996
12	97	Jose Enrique Brito	ECU	CRG	CRG SPA	5	57.651	0.408	0.048	5	84,925
13	87	Nicolas Schoell	AUT	Birel	KMS - Birel Motorsport	5	57.689	0.446	0.038	4	84,869
14	70	Felix Warge	BEL	Tonykart	Marc Warge	6	57.694	0.451	0.005	6	84,862
15	35	Ido Cohen	ISR	Tonykart	Protrain Racing	5	57.694	0.451		5	84,862
16	24	Dennis Mavlanov	RUS	TBA	Daems Racing	6	57.703	0.460	0.009	6	84,848
17	81	Jack Martin	GBR	Tonykart	Strawberry Racing	5	57.708	0.465	0.005	5	84,841
18	91	Jack Black	AUS	DR	VPDR	5	57.724	0.481	0.016	5	84,817
19	31	Daniel Louko	FIN	Tonykart	MPT Racing	5	57.726	0.483	0.002	4	84,814
20	74	Yannick Brandt	CHE	Kosmic	Spirit Racing	5	57.733	0.490	0.007	5	84,804
21	90	Adrien Renaudin	FRA	Sodikart	KPR	6	57.749	0.506	0.016	6	84,781
22	19	Omar Ismail	GBR	Tonykart	Strawberry Racing	6	57.750	0.507	0.001	5	84,779
23	96	Marvin Pionke	DEU	Tonykart	RS Competition	5	57.761	0.518	0.011	5	84,763
24	71	Scott Symons	GBR	Tonykart	KR Sport	5	57.839	0.596	0.078	4	84,649
25	65	Emilien Carde	FRA	Kosmic	Matec Competition	5	57.894	0.651	0.055	4	84,568
26	18	Hugo Chevalier	FRA	Tonykart	RK Competition	5	57.922	0.679	0.028	5	84,527
27	29	Aleksi Keskitalo	FIN	Tonykart	MPT Racing	5	57.939	0.696	0.017	5	84,503
28	53	Marta Garcia	ESP	Zanardi	MGL Racing Xtreme	5	58.061	0.818	0.122	5	84,325
29	75	Ruben Real del Sarte	NLD	Alonso	Dreamteam Racing	5	58.083	0.840	0.022	4	84,293
30	44	Tristan Charpentier	FRA	OTK	DSS	5	58.099	0.856	0.016	4	84,270
31	92	Aiden Keel	USA	Birel	KMS - Birel Motorsport	5	58.150	0.907	0.051	2	84,196
32	84	Maciej Chrupek	POL	CRG	JR Racing	5	58.213	0.970	0.063	5	84,105
33	67	Sanne van Wagenveld	NLD	Topkart	Topkart	5	58.251	1.008	0.038	5	84,050
34	83	Michal Stepinski	POL	Praga	Uniq Racing	5	58.339	1.096	0.088	5	83,923



# Rotax Euro Challenge 2014 Genk

## Rotax Juniors

Genk / Belgium 1,360 Km

Warm up qualified 29-62

06.04.2014 09:10

Practice (5:00 Time) started at 9:10:00

Lap	Time of Day	Lap Tm	Diff	S1 Tm	S2 Tm	S3 Tm
<b>(59) Eliseo Martinez</b>						
1	9:11:16.092	<b>1:00.963</b>	+3.720	25.624	17.679	17.660
2	9:12:14.030	<b>57.938</b>	+0.695	23.423	17.138	17.377
3	9:13:12.495	<b>58.465</b>	+1.222	23.117	17.919	17.429
4	9:14:09.853	<b>57.358</b>	+0.115	23.096	17.024	17.238
5	9:15:07.096	<b>57.243</b>		<b>23.030</b>	<b>17.009</b>	17.204
6	9:16:04.472	<b>57.376</b>	+0.133	23.033	17.163	<b>17.180</b>
<b>(46) Perdana Minang</b>						
1	9:11:24.538	<b>1:00.739</b>	+3.432	25.348	17.778	17.613
2	9:12:22.847	<b>58.309</b>	+1.002	23.519	17.322	17.468
3	9:13:20.710	<b>57.863</b>	+0.556	<b>23.083</b>	17.355	17.425
4	9:14:18.091	<b>57.381</b>	+0.074	23.099	17.072	17.210
5	9:15:15.398	<b>57.307</b>		23.117	<b>17.055</b>	<b>17.135</b>
<b>(63) Denise De Rooij</b>						
1	9:11:14.573	<b>1:00.168</b>	+2.828	24.774	17.695	17.699
2	9:12:13.081	<b>58.508</b>	+1.168	23.598	17.385	17.525
3	9:13:11.347	<b>58.266</b>	+0.926	23.392	17.335	17.539
4	9:14:09.167	<b>57.820</b>	+0.480	23.196	17.239	17.385
5	9:15:06.725	<b>57.558</b>	+0.218	23.140	17.075	17.343
6	9:16:04.065	<b>57.340</b>		<b>23.008</b>	<b>17.057</b>	<b>17.275</b>
<b>(34) Zak Fulc</b>						
1	9:11:23.114	<b>1:01.009</b>	+3.666	25.447	17.870	17.692
2	9:12:21.408	<b>58.294</b>	+0.951	23.501	17.376	17.417
3	9:13:19.555	<b>58.147</b>	+0.804	23.585	17.206	17.356
4	9:14:17.278	<b>57.723</b>	+0.380	23.210	17.200	<b>17.313</b>
5	9:15:14.621	<b>57.343</b>		<b>23.044</b>	<b>16.974</b>	17.325
<b>(22) Jakub Bezel</b>						
1	9:11:25.330	<b>1:01.610</b>	+4.125	26.082	17.805	17.723
2	9:12:23.819	<b>58.489</b>	+1.004	23.829	17.253	17.407
3	9:13:21.854	<b>58.035</b>	+0.550	23.255	17.374	17.406
4	9:14:20.152	<b>58.298</b>	+0.813	23.204	17.587	17.507
5	9:15:17.637	<b>57.485</b>		<b>23.122</b>	<b>17.073</b>	<b>17.290</b>
<b>(43) Enzo Coursimault</b>						
1	9:11:20.912	<b>1:00.816</b>	+3.287	25.184	17.928	17.704
2	9:12:20.941	<b>1:00.029</b>	+2.500	24.954	17.576	17.499
3	9:13:18.893	<b>57.952</b>	+0.423	23.339	17.153	17.460
4	9:14:16.651	<b>57.758</b>	+0.229	23.337	<b>17.059</b>	17.362
5	9:15:14.180	<b>57.529</b>		<b>23.050</b>	17.170	<b>17.309</b>
<b>(66) Jarno Opmeer</b>						
1	9:11:21.443	<b>1:01.815</b>	+4.285	26.004	17.923	17.888
2	9:12:19.646	<b>58.203</b>	+0.673	23.436	17.280	17.487
3	9:13:19.898	<b>1:00.252</b>	+2.722	25.413	17.394	17.445
4	9:14:17.662	<b>57.764</b>	+0.234	23.182	17.173	17.409
5	9:15:15.192	<b>57.530</b>		<b>23.083</b>	<b>17.094</b>	<b>17.353</b>
<b>(68) Lars Olofsen</b>						
1	9:11:15.547	<b>1:00.218</b>	+2.683	25.183	17.503	17.532
2	9:12:13.669	<b>58.122</b>	+0.587	23.468	17.267	17.387
3	9:13:11.663	<b>57.994</b>	+0.459	23.279	17.279	17.436
4	9:14:09.397	<b>57.734</b>	+0.199	23.203	17.139	17.392
5	9:15:06.932	<b>57.535</b>		23.140	<b>17.117</b>	17.278
6	9:16:04.730	<b>57.798</b>	+0.263	<b>23.116</b>	17.452	<b>17.230</b>
<b>(93) Michael McCarthy</b>						
1	9:11:23.670	<b>1:02.071</b>	+4.511	25.646	18.483	17.942
2	9:12:22.262	<b>58.592</b>	+1.032	23.748	17.330	17.514
3	9:13:20.837	<b>58.575</b>	+1.015	23.337	17.618	17.620
4	9:14:19.235	<b>58.398</b>	+0.838	23.271	17.016	18.111
5	9:15:16.795	<b>57.560</b>		<b>23.224</b>	<b>17.003</b>	<b>17.333</b>

Lap	Time of Day	Lap Tm	Diff	S1 Tm	S2 Tm	S3 Tm
<b>(30) Oliver York</b>						
1	9:11:21.955	<b>1:00.354</b>	+2.763	24.950	17.717	17.687
2	9:12:20.735	<b>58.780</b>	+1.189	23.726	17.573	17.481
3	9:13:18.633	<b>57.898</b>	+0.307	23.297	17.177	17.424
4	9:14:16.379	<b>57.746</b>	+0.155	23.263	17.183	<b>17.300</b>
5	9:15:13.970	<b>57.591</b>		<b>23.095</b>	<b>17.084</b>	17.412
<b>(89) Matthew Solarczyk</b>						
1	9:11:29.851	<b>1:08.483</b>	+10.880	32.595	18.260	17.628
2	9:12:27.850	<b>57.999</b>	+0.396	23.364	17.266	<b>17.369</b>
3	9:13:25.834	<b>57.984</b>	+0.381	23.225	<b>17.040</b>	17.719
4	9:14:23.517	<b>57.683</b>	+0.080	23.121	17.187	17.375
5	9:15:21.120	<b>57.603</b>		<b>23.110</b>	17.105	17.388
<b>(97) Jose Enrique Brito</b>						
1	9:11:18.573	<b>59.960</b>	+2.309	24.748	17.634	17.578
2	9:12:17.593	<b>59.020</b>	+1.369	24.171	17.415	17.434
3	9:13:16.294	<b>58.701</b>	+1.050	23.837	17.291	17.573
4	9:14:14.156	<b>57.862</b>	+0.211	23.276	17.259	<b>17.327</b>
5	9:15:11.807	<b>57.651</b>		<b>23.211</b>	<b>17.098</b>	17.342
<b>(87) Nicolas Schoell</b>						
1	9:11:18.000	<b>1:01.735</b>	+4.046	25.031	18.366	18.338
2	9:12:18.870	<b>1:00.870</b>	+3.181	25.642	17.760	17.468
3	9:13:16.854	<b>57.984</b>	+0.295	<b>23.272</b>	17.319	17.393
4	9:14:14.543	<b>57.689</b>		23.349	<b>17.084</b>	17.256
5	9:15:12.851	<b>58.308</b>	+0.619	23.943	17.121	<b>17.244</b>
<b>(70) Felix Warge</b>						
1	9:11:12.520	<b>59.639</b>	+1.945	24.486	17.546	17.607
2	9:12:10.928	<b>58.408</b>	+0.714	23.465	17.430	17.513
3	9:13:09.406	<b>58.478</b>	+0.784	23.596	17.434	17.448
4	9:14:08.393	<b>58.987</b>	+1.293	23.819	17.659	17.509
5	9:15:06.216	<b>57.823</b>	+0.129	23.289	17.175	17.359
6	9:16:03.910	<b>57.694</b>		<b>23.194</b>	<b>17.169</b>	<b>17.331</b>
<b>(35) Ido Cohen</b>						
1	9:11:28.149	<b>1:02.461</b>	+4.767	25.597	19.082	17.782
2	9:12:26.248	<b>58.099</b>	+0.405	23.315	17.402	17.382
3	9:13:24.167	<b>57.919</b>	+0.225	<b>23.154</b>	17.245	17.520
4	9:14:22.114	<b>57.947</b>	+0.253	23.351	17.204	17.392
5	9:15:19.808	<b>57.694</b>		23.391	<b>17.088</b>	<b>17.215</b>
<b>(24) Dennis Mavlanov</b>						
1	9:11:14.363	<b>1:00.177</b>	+2.474	24.814	17.670	17.693
2	9:12:13.358	<b>58.995</b>	+1.292	23.996	17.502	17.497
3	9:13:11.845	<b>58.487</b>	+0.784	23.449	17.259	17.779
4	9:14:09.725	<b>57.880</b>	+0.177	23.238	17.203	17.439
5	9:15:07.702	<b>57.977</b>	+0.274	23.382	17.170	17.425
6	9:16:05.405	<b>57.703</b>		<b>23.172</b>	<b>17.111</b>	<b>17.420</b>
<b>(81) Jack Martin</b>						
1	9:11:16.799	<b>1:00.706</b>	+2.998	25.117	17.853	17.736
2	9:12:15.695	<b>58.896</b>	+1.188	23.960	17.456	17.480
3	9:13:14.176	<b>58.481</b>	+0.773	23.375	17.290	17.816
4	9:14:13.601	<b>59.425</b>	+1.717	23.920	18.122	17.383
5	9:15:11.309	<b>57.708</b>		<b>23.283</b>	<b>17.166</b>	<b>17.259</b>
<b>(91) Jack Black</b>						
1	9:11:27.379	<b>1:01.401</b>	+3.677	25.412	18.232	17.757
2	9:12:25.495	<b>58.116</b>	+0.392	23.391	17.266	17.459
3	9:13:23.883	<b>58.388</b>	+0.664	23.366	17.436	17.586
4	9:14:21.724	<b>57.841</b>	+0.117	<b>23.187</b>	17.184	17.470
5	9:15:19.448	<b>57.724</b>		23.234	<b>17.151</b>	<b>17.339</b>

Official Timing www.rgmmc.com Orbits

Timekeeping I. and M. Wagner:



Clerk of the course Thomas Lainer:

www.mylaps.com

Steward (Chairman) Horst Seidel:

Chief Scrutineer Paul Klaassen:

Licensed to: Motorsport Events

Printed: 06.04.2014 09:17:41

posted at:

h

Page 1/2



# Rotax Euro Challenge 2014 Genk

## Rotax Juniors

Genk / Belgium 1,360 Km

Warm up qualified 29-62

06.04.2014 09:10

Practice (5:00 Time) started at 9:10:00

Lap	Time of Day	Lap Tm	Diff	S1 Tm	S2 Tm	S3 Tm	Lap	Time of Day	Lap Tm	Diff	S1 Tm	S2 Tm	S3 Tm							
<b>(31) Daniel Louko</b>																				
1	9:11:33.555	<b>59.908</b>	+2.182	24.568	17.581	17.759	1	9:11:24.052	<b>1:00.676</b>	+2.615	25.113	17.857	17.706							
2	9:12:31.813	<b>58.258</b>	+0.532	23.479	17.341	17.438	2	9:12:23.530	<b>59.478</b>	+1.417	24.123	17.835	17.520							
3	9:13:29.893	<b>58.080</b>	+0.354	23.376	17.221	17.483	3	9:13:21.656	<b>58.126</b>	+0.065	23.362	17.351	<b>17.413</b>							
4	9:14:27.619	<b>57.726</b>		23.204	<b>17.171</b>	<b>17.351</b>	4	9:14:20.435	<b>58.779</b>	+0.718	<b>23.291</b>	17.855	17.633							
5	9:15:25.377	<b>57.758</b>	+0.032	<b>23.091</b>	17.298	17.369	5	9:15:18.496	<b>58.061</b>		23.398	<b>17.189</b>	17.474							
<b>(74) Yannick Brandt</b>																				
1	9:11:18.362	<b>1:00.133</b>	+2.400	24.611	17.820	17.702	1	9:11:19.550	<b>1:00.774</b>	+2.691	25.328	17.667	17.779							
2	9:12:16.857	<b>58.495</b>	+0.762	23.524	17.388	17.583	2	9:12:18.452	<b>58.902</b>	+0.819	23.986	17.389	17.527							
3	9:13:14.786	<b>57.929</b>	+0.196	23.237	17.205	17.487	3	9:13:16.791	<b>58.339</b>	+0.256	<b>23.514</b>	17.278	17.547							
4	9:14:13.282	<b>58.496</b>	+0.763	23.442	17.619	17.435	4	9:14:14.874	<b>58.083</b>		23.584	<b>17.195</b>	<b>17.304</b>							
5	9:15:11.015	<b>57.733</b>		<b>23.160</b>	<b>17.188</b>	<b>17.385</b>	5	9:15:14.032	<b>59.158</b>	+1.075	23.831	17.497	17.830							
<b>(90) Adrien Renaudin</b>																				
1	9:11:12.375	<b>1:00.525</b>	+2.776	25.184	17.718	17.623	1	9:11:27.719	<b>1:01.162</b>	+3.063	25.086	18.290	17.786							
2	9:12:11.110	<b>58.735</b>	+0.986	23.734	17.504	17.497	2	9:12:26.400	<b>58.681</b>	+0.582	23.547	17.291	17.843							
3	9:13:09.533	<b>58.423</b>	+0.674	23.347	17.673	17.403	3	9:13:24.934	<b>58.534</b>	+0.435	23.599	17.422	17.513							
4	9:14:07.707	<b>58.174</b>	+0.425	23.530	17.242	17.402	4	9:14:23.033	<b>58.099</b>		23.476	<b>17.145</b>	<b>17.478</b>							
5	9:15:05.531	<b>57.824</b>	+0.075	23.339	<b>17.127</b>	<b>17.358</b>	5	9:15:23.020	<b>59.987</b>	+1.888	<b>23.279</b>	17.337	19.371							
6	9:16:03.280	<b>57.749</b>		<b>23.234</b>	17.138	17.377	<b>(44) Tristan Charpentier</b>													
<b>(19) Omar Ismail</b>																				
1	9:11:12.035	<b>1:00.277</b>	+2.527	24.824	17.607	17.846	1	9:11:21.542	<b>1:02.157</b>	+4.007	25.840	18.215	18.102							
2	9:12:10.595	<b>58.560</b>	+0.810	23.597	17.376	17.587	2	9:12:19.692	<b>58.150</b>		<b>23.461</b>	17.332	<b>17.357</b>							
3	9:13:08.695	<b>58.100</b>	+0.350	23.376	17.283	17.441	3	9:13:18.309	<b>58.617</b>	+0.467	23.900	<b>17.304</b>	17.413							
4	9:14:06.817	<b>58.122</b>	+0.372	23.279	17.252	17.591	4	9:14:22.406	<b>1:04.097</b>	+5.947	24.123	17.712	22.262							
5	9:15:04.567	<b>57.750</b>		<b>23.236</b>	<b>17.143</b>	<b>17.371</b>	5	9:15:21.273	<b>58.867</b>	+0.717	23.684	17.779	17.404							
6	9:16:02.460	<b>57.893</b>	+0.143	23.304	17.200	17.389	<b>(84) Maciej Chrupek</b>													
<b>(96) Marvin Pionke</b>																				
1	9:11:24.781	<b>1:00.897</b>	+3.136	25.483	17.774	17.640	1	9:11:17.009	<b>1:02.478</b>	+4.265	26.452	18.223	17.803							
2	9:12:23.315	<b>58.534</b>	+0.773	23.473	17.605	17.456	2	9:12:15.928	<b>58.919</b>	+0.706	23.765	17.657	17.497							
3	9:13:21.235	<b>57.920</b>	+0.159	23.290	17.286	<b>17.344</b>	3	9:13:14.217	<b>58.289</b>	+0.076	<b>23.446</b>	17.210	17.633							
4	9:14:19.469	<b>58.234</b>	+0.473	<b>23.211</b>	17.160	17.863	4	9:14:12.974	<b>58.757</b>	+0.544	23.878	17.461	17.418							
5	9:15:17.230	<b>57.761</b>		23.243	<b>17.118</b>	17.400	5	9:15:11.187	<b>58.213</b>		23.727	<b>17.130</b>	<b>17.356</b>							
<b>(71) Scott Symons</b>																				
1	9:11:21.129	<b>1:01.649</b>	+3.810	25.613	18.238	17.798	<b>(67) Sanne van Wagenveld</b>													
2	9:12:21.591	<b>1:00.462</b>	+2.623	24.681	17.834	17.947	1	9:11:25.242	<b>1:00.947</b>	+2.696	25.284	17.830	17.833							
3	9:13:20.178	<b>58.587</b>	+0.748	23.532	17.653	17.402	2	9:12:24.854	<b>59.612</b>	+1.361	24.227	17.780	17.605							
4	9:14:18.017	<b>57.839</b>		<b>23.271</b>	<b>17.159</b>	17.409	3	9:13:23.680	<b>58.826</b>	+0.575	<b>23.494</b>	17.714	17.618							
5	9:15:15.959	<b>57.942</b>	+0.103	23.469	17.169	<b>17.304</b>	4	9:14:22.035	<b>58.355</b>	+0.104	23.644	<b>17.206</b>	17.505							
<b>(65) Emilien Carde</b>																				
1	9:11:18.144	<b>1:03.375</b>	+5.481	27.065	17.895	18.415	5	9:15:20.286	<b>58.251</b>		23.657	17.239	<b>17.355</b>							
2	9:12:17.431	<b>59.287</b>	+1.393	24.375	17.373	17.539	<b>(83) Michal Stepinski</b>													
3	9:13:16.589	<b>59.158</b>	+1.264	24.284	17.355	17.519	1	9:11:26.270	<b>1:01.706</b>	+3.367	25.784	17.983	17.939							
4	9:14:14.483	<b>57.894</b>		<b>23.248</b>	<b>17.191</b>	17.455	2	9:12:25.211	<b>58.941</b>	+0.602	23.809	17.500	17.632							
5	9:15:13.416	<b>58.933</b>	+1.039	24.203	17.366	<b>17.364</b>	3	9:13:24.364	<b>59.153</b>	+0.814	<b>23.317</b>	17.746	18.090							
<b>(18) Hugo Chevalier</b>																				
1	9:11:28.378	<b>1:01.331</b>	+3.409	25.236	18.340	17.755	4	9:14:23.620	<b>59.256</b>	+0.917	24.134	17.454	17.668							
2	9:12:26.537	<b>58.159</b>	+0.237	23.361	17.343	17.455	5	9:15:21.959	<b>58.339</b>		23.509	<b>17.336</b>	<b>17.494</b>							
3	9:13:24.513	<b>57.976</b>	+0.054	23.390	<b>17.122</b>	17.464	<b>(29) Alekski Keskitalo</b>													
4	9:14:22.515	<b>58.002</b>	+0.080	<b>23.211</b>	17.173	17.618	1	9:11:26.365	<b>1:00.927</b>	+2.988	25.365	17.758	17.804							
5	9:15:20.437	<b>57.922</b>		23.319	17.238	<b>17.365</b>	2	9:12:24.674	<b>58.309</b>	+0.370	23.345	17.392	17.572							
<b>(53) Marta Garcia</b>																				
3	9:13:27.327	<b>1:02.653</b>	+4.714	23.358	18.160	21.135	3	9:13:27.327	<b>1:02.653</b>	+4.714	23.358	18.160	21.135							
4	9:14:25.676	<b>58.349</b>	+0.410	23.423	17.393	17.533	4	9:14:25.676	<b>58.349</b>	+0.410	23.423	17.393	17.533							
5	9:15:23.615	<b>57.939</b>		<b>23.277</b>	<b>17.206</b>	<b>17.456</b>	5	9:15:23.615	<b>57.939</b>		<b>23.277</b>	<b>17.206</b>	<b>17.456</b>							





# Rotax Euro Challenge 2014 Genk

Rotax Juniors

Genk / Belgium 1,360 Km

Warm up qualified 1-28

06.04.2014 09:40

Practice (5:00 Time) started at 9:40:01

Pos	No.	Name	Nat.	Chassis	Race Team	Laps	Best Tm	Diff	Gap	In Lap	km/h
1	12	Rinus van Kalmthout	NLD	Alonso	VF Racing	5	56.502			4	86,652
2	72	Toni Toikka	FIN	Tonykart	MPT Racing	5	56.791	0.289	0.289	5	86,211
3	62	Richard Verschoor	NLD	FA Kart	Team TKP	5	56.802	0.300	0.011	4	86,194
4	8	Thomas Preining	AUT	FA Kart	Team TKP	5	56.849	0.347	0.047	5	86,123
5	49	Dave Wooder	GBR	Alonso	Dan Holland Racing	5	56.872	0.370	0.023	5	86,088
6	86	Marcus Armstrong	NZL	Alonso	Dan Holland Racing	5	56.893	0.391	0.021	4	86,056
7	95	Dean MacDonald	GBR	Tonykart	Strawberry Racing	5	56.916	0.414	0.023	5	86,022
8	69	Juri Vips	EST	Tonykart	Strawberry Racing	5	56.934	0.432	0.018	5	85,994
9	25	Dylan Buys	NLD	Intrepid	IRB Racing	5	56.979	0.477	0.045	5	85,926
10	36	Alex Quinn	GBR	Tonykart	Coles Racing	5	56.996	0.494	0.017	4	85,901
11	26	Finlay Hutchison	GBR	Tonykart	Strawberry Racing	5	57.021	0.519	0.025	4	85,863
12	33	Jack McCarthy	GBR	Tonykart	Strawberry Racing	5	57.037	0.535	0.016	4	85,839
13	32	Jordan Brown-Nutley	GBR	Tonykart	Coles Racing	5	57.143	0.641	0.106	4	85,680
14	5	Max Timmermans	BEL	FA Kart	Dan Holland Racing	5	57.175	0.673	0.032	4	85,632
15	94	Max Hofer	AUT	Birel	KMS - Birel Motorsport	5	57.192	0.690	0.017	5	85,606
16	98	Berkay Besler	TUR	Kosmic	DNR Racing	5	57.249	0.747	0.057	4	85,521
17	17	Louis-Ferdinand Simmen	FRA	Tonykart	Jana Racing	5	57.250	0.748	0.001	4	85,520
18	64	Luc Willemse	NLD	FA Kart	Team TKP	5	57.257	0.755	0.007	4	85,509
19	23	Danny Kroes	NLD	Tonykart	Hugo Motorsport	5	57.261	0.759	0.004	4	85,503
20	88	Mick Wishofer	AUT	Birel	KMS - Birel Motorsport	5	57.263	0.761	0.002	3	85,500
21	16	Jean-Baptiste Simmen	FRA	Tonykart	Jana Racing	5	57.294	0.792	0.031	4	85,454
22	50	Leonard Hoogenboom	NLD	Alonso	Dan Holland Racing	5	57.373	0.871	0.079	4	85,336
23	40	Nick Dunker	NLD	Alonso	Dreamteam Racing	5	57.374	0.872	0.001	4	85,335
24	76	Sandy Mitchell	GBR	Tonykart	RL Racing Dept UK	5	57.414	0.912	0.040	4	85,275
25	9	Darren Keane	USA	Tonykart	Strawberry Racing	5	57.424	0.922	0.010	4	85,261
26	80	Eric Stahl	BEL	Alonso	G-Star Raw Racing Team	5	57.434	0.932	0.010	5	85,246
27	85	Noah Roovers	BEL	Gillard	DFK	5	57.538	1.036	0.104	4	85,092
28	58	Dzianis Slavinski	BLR	Tonykart	M-Racing	5	57.582	1.080	0.044	5	85,027

## Announcements

No. 8 warning board

Official Timing [www.rgmmc.com](http://www.rgmmc.com)

Orbits

Timekeeping I. and M. Wagner:

Clerk of the course Thomas Lainer:

Steward (Chairman) Horst Seidel:

Chief Scrutineer Paul Klaassen:

[www.mylaps.com](http://www.mylaps.com)  
Licensed to: Motorsport Events

Printed: 06.04.2014 09:46:08

posted at:

h





# Rotax Euro Challenge 2014 Genk

## Rotax Juniors

Genk / Belgium 1,360 Km

Warm up qualified 1-28

06.04.2014 09:40

Practice (5:00 Time) started at 9:40:01

Lap	Time of Day	Lap Tm	Diff	S1 Tm	S2 Tm	S3 Tm	Lap	Time of Day	Lap Tm	Diff	S1 Tm	S2 Tm	S3 Tm
(12) Rinus van Kalmthout							(26) Finlay Hutchison						
1	9:41:24.170	59.420	+2.918	24.453	17.510	17.457	1	9:41:25.918	1:00.811	+3.790	24.795	17.706	18.310
2	9:42:22.221	58.051	+1.549	23.177	17.578	17.296	2	9:42:23.998	58.080	+1.059	23.520	17.226	17.334
3	9:43:19.106	56.885	+0.383	22.897	16.875	17.113	3	9:43:21.427	57.429	+0.408	23.138	17.033	17.258
4	9:44:15.608	56.502		22.632	16.819	17.051	4	9:44:18.448	57.021		22.895	16.934	17.192
5	9:45:12.335	56.727	+0.225	22.862	16.811	17.054	5	9:45:16.623	58.175	+1.154	23.002	17.170	18.003
(72) Toni Toikka							(33) Jack McCarthy						
1	9:41:17.105	1:00.491	+3.700	24.827	18.077	17.587	1	9:41:17.284	59.513	+2.476	24.597	17.484	17.432
2	9:42:15.315	58.210	+1.419	23.493	17.381	17.336	2	9:42:22.859	1:05.575	+8.538	23.058	24.750	17.767
3	9:43:12.768	57.453	+0.662	23.114	17.106	17.233	3	9:43:20.383	57.524	+0.487	23.179	17.056	17.289
4	9:44:09.886	57.118	+0.327	22.882	17.000	17.236	4	9:44:17.420	57.037		22.861	17.012	17.164
5	9:45:06.677	56.791		22.751	16.936	17.104	5	9:45:15.346	57.926	+0.889	23.464	17.192	17.270
(62) Richard Verschoor							(32) Jordan Brown-Nutley						
1	9:41:35.064	59.474	+2.672	24.713	17.306	17.455	1	9:41:25.999	1:00.099	+2.956	24.634	17.448	18.017
2	9:42:32.414	57.350	+0.548	23.143	16.950	17.257	2	9:42:23.530	57.531	+0.388	23.052	17.162	17.317
3	9:43:29.495	57.081	+0.279	23.019	16.896	17.166	3	9:43:21.076	57.546	+0.403	23.251	17.060	17.235
4	9:44:26.297	56.802		22.884	16.788	17.130	4	9:44:18.219	57.143		22.873	17.000	17.270
5	9:45:23.384	57.087	+0.285	23.051	16.849	17.187	5	9:45:16.435	58.216	+1.073	23.350	17.152	17.714
(8) Thomas Preining							(5) Max Timmermans						
1	9:41:38.161	59.230	+2.381	24.137	17.663	17.430	1	9:41:23.309	59.282	+2.107	24.361	17.380	17.541
2	9:42:35.170	57.009	+0.160	22.932	16.980	17.097	2	9:42:21.040	57.731	+0.556	23.217	17.148	17.366
3	9:43:39.567	1:04.397	+7.548	27.638	19.466	17.293	3	9:43:18.255	57.215	+0.040	23.022	16.937	17.256
4	9:44:36.428	56.861	+0.012	22.934	16.905	17.022	4	9:44:15.430	57.175		22.965	16.898	17.312
5	9:45:33.277	56.849		22.778	17.002	17.069	5	9:45:14.194	58.764	+1.589	24.308	17.169	17.287
(49) Dave Woolder							(94) Max Hofer						
1	9:41:27.893	59.565	+2.693	24.574	17.497	17.494	1	9:41:37.701	59.280	+2.088	24.338	17.419	17.523
2	9:42:25.382	57.489	+0.617	23.085	17.106	17.298	2	9:42:35.020	57.319	+0.127	23.085	17.009	17.225
3	9:43:22.490	57.108	+0.236	22.891	16.954	17.263	3	9:43:38.040	1:03.020	+5.828	27.600	18.062	17.358
4	9:44:19.489	56.999	+0.127	22.792	16.991	17.216	4	9:44:35.360	57.320	+0.128	23.073	16.989	17.258
5	9:45:16.361	56.872		22.772	16.860	17.240	5	9:45:32.552	57.192		22.939	16.957	17.296
(86) Marcus Armstrong							(98) Berkay Besler						
1	9:41:23.771	59.390	+2.497	24.462	17.455	17.473	1	9:41:12.376	59.450	+2.201	24.677	17.390	17.383
2	9:42:21.610	57.839	+0.946	23.411	17.125	17.303	2	9:42:10.093	57.717	+0.468	23.309	17.114	17.294
3	9:43:18.605	56.995	+0.102	22.884	16.893	17.218	3	9:43:07.381	57.288	+0.039	23.076	17.013	17.199
4	9:44:15.498	56.893		22.805	16.880	17.208	4	9:44:04.630	57.249		22.973	17.028	17.248
5	9:45:13.455	57.957	+1.064	23.819	16.914	17.224	5	9:45:01.906	57.276	+0.027	23.009	17.034	17.233
(95) Dean MacDonald							(17) Louis-Ferdinand Simmenauer						
1	9:41:15.803	59.475	+2.559	24.434	17.460	17.581	1	9:41:30.328	59.552	+2.302	24.553	17.517	17.482
2	9:42:14.513	58.710	+1.794	23.774	17.536	17.400	2	9:42:27.953	57.625	+0.375	23.190	17.178	17.257
3	9:43:12.168	57.655	+0.739	23.333	17.116	17.206	3	9:43:25.375	57.422	+0.172	23.111	17.012	17.299
4	9:44:09.353	57.185	+0.269	22.914	16.970	17.301	4	9:44:22.625	57.250		23.050	17.000	17.200
5	9:45:06.269	56.916		22.788	16.978	17.150	5	9:45:19.887	57.262	+0.012	22.951	17.029	17.282
(69) Juri Vips							(64) Luc Willemsse						
1	9:41:16.482	59.529	+2.595	24.608	17.403	17.518	1	9:41:36.144	59.469	+2.212	24.364	17.608	17.497
2	9:42:14.647	58.165	+1.231	23.237	17.559	17.369	2	9:42:33.673	57.529	+0.272	23.086	17.089	17.354
3	9:43:11.912	57.265	+0.331	23.041	16.939	17.285	3	9:43:31.001	57.328	+0.071	22.945	17.093	17.290
4	9:44:08.953	57.041	+0.107	22.939	16.905	17.197	4	9:44:28.258	57.257		23.004	16.947	17.306
5	9:45:05.887	56.934		22.899	16.914	17.121	5	9:45:25.566	57.308	+0.051	22.976	16.985	17.347
(25) Dylan Buys							(23) Danny Kroes						
1	9:41:15.951	59.659	+2.680	24.836	17.352	17.471	1	9:41:24.909	1:00.000	+2.739	24.822	17.751	17.427
2	9:42:14.949	58.998	+2.019	23.709	17.359	17.930	2	9:42:22.802	57.893	+0.632	23.266	17.159	17.468
3	9:43:13.012	58.063	+1.084	23.693	17.181	17.189	3	9:43:20.092	57.290	+0.029	23.029	17.042	17.219
4	9:44:10.163	57.151	+0.172	23.095	16.916	17.140	4	9:44:17.353	57.261		22.984	17.052	17.225
5	9:45:07.142	56.979		22.920	16.913	17.146							
(36) Alex Quinn													
1	9:41:26.066	59.756	+2.760	24.637	17.438	17.681							

Timekeeping I. and M. Wagner:

Clerk of the course Thomas Lainer:

www.mylaps.com

Steward (Chairman) Horst Seidel:

Chief Scrutineer Paul Klaassen:

Licensed to: Motorsport Events

Printed: 06.04.2014 09:46:47

posted at:

h



# Rotax Euro Challenge 2014 Genk

Rotax Juniors

Genk / Belgium 1,360 Km

Warm up qualified 1-28

06.04.2014 09:40

Practice (5:00 Time) started at 9:40:01

Lap	Time of Day	Lap Tm	Diff	S1 Tm	S2 Tm	S3 Tm	Lap	Time of Day	Lap Tm	Diff	S1 Tm	S2 Tm	S3 Tm
5	9:45:15.305	57.952	+0.691	23.467	17.040	17.445							
<b>(88) Mick Wishofer</b>													
1	9:41:39.604	59.521	+2.258	24.371	17.552	17.598							
2	9:42:37.165	57.561	+0.298	23.156	17.118	17.287							
3	9:43:34.428	57.263		23.008	17.008	17.247							
4	9:44:31.730	57.302	+0.039	22.989	16.996	17.317							
5	9:45:33.770	1:02.040	+4.777	26.636	18.161	17.243							
<b>(16) Jean-Baptiste Simmenauer</b>													
1	9:41:29.029	1:00.145	+2.851	24.915	17.647	17.583							
2	9:42:26.855	57.826	+0.532	23.219	17.276	17.331							
3	9:43:24.449	57.594	+0.300	23.131	17.075	17.388							
4	9:44:21.743	57.294		23.044	17.022	17.228							
5	9:45:19.233	57.490	+0.196	23.180	17.061	17.249							
<b>(50) Leonard Hoogenboom</b>													
1	9:41:23.845	59.652	+2.279	24.409	17.766	17.477							
2	9:42:22.493	58.648	+1.275	23.175	17.982	17.491							
3	9:43:19.882	57.389	+0.016	22.959	17.084	17.346							
4	9:44:17.255	57.373		23.008	17.053	17.312							
5	9:45:15.769	58.514	+1.141	23.715	17.535	17.264							
<b>(40) Nick Dunker</b>													
1	9:41:18.524	59.864	+2.490	24.581	17.746	17.537							
2	9:42:17.573	59.049	+1.675	23.798	17.440	17.811							
3	9:43:15.463	57.890	+0.516	23.084	17.330	17.476							
4	9:44:12.837	57.374		23.034	17.083	17.257							
5	9:45:10.876	58.039	+0.665	22.869	17.128	18.042							
<b>(76) Sandy Mitchell</b>													
1	9:41:19.279	59.283	+1.869	24.493	17.356	17.434							
2	9:42:17.345	58.066	+0.652	23.303	17.420	17.343							
3	9:43:15.078	57.733	+0.319	22.968	17.385	17.380							
4	9:44:12.492	57.414		23.081	17.044	17.289							
5	9:45:10.721	58.229	+0.815	22.915	17.745	17.569							
<b>(9) Darren Keane</b>													
1	9:41:18.846	59.631	+2.207	24.383	17.599	17.649							
2	9:42:17.042	58.196	+0.772	23.315	17.459	17.422							
3	9:43:15.270	58.228	+0.804	23.075	17.802	17.351							
4	9:44:12.694	57.424		23.061	17.148	17.215							
5	9:45:10.362	57.668	+0.244	22.911	17.267	17.490							
<b>(80) Eric Stahl</b>													
1	9:41:26.231	1:01.021	+3.587	24.973	17.491	18.557							
2	9:42:24.600	58.369	+0.935	23.719	17.287	17.363							
3	9:43:22.064	57.464	+0.030	23.150	17.065	17.249							
4	9:44:19.718	57.654	+0.220	23.060	17.312	17.282							
5	9:45:17.152	57.434		23.075	17.056	17.303							
<b>(85) Noah Roovers</b>													
1	9:41:18.930	1:01.023	+3.485	25.202	17.985	17.836							
2	9:42:17.664	58.734	+1.196	23.771	17.587	17.376							
3	9:43:15.728	58.064	+0.526	23.222	17.297	17.545							
4	9:44:13.266	57.538		23.194	17.051	17.293							
5	9:45:10.873	57.607	+0.069	23.109	16.934	17.564							
<b>(58) Dzianis Slavinski</b>													
1	9:41:13.688	1:00.243	+2.661	24.796	17.781	17.666							
2	9:42:12.166	58.478	+0.896	23.883	17.122	17.473							
3	9:43:10.191	58.025	+0.443	23.573	17.122	17.330							
4	9:44:07.887	57.696	+0.114	23.298	16.989	17.409							
5	9:45:05.469	57.582		23.293	16.942	17.347							

Timekeeping I. and M. Wagner:

Clerk of the course Thomas Lainer:

Steward (Chairman) Horst Seidel:

Chief Scrutineer Paul Klaassen:



# Rotax Euro Challenge 2014 Genk

Rotax Juniors

Genk / Belgium 1,360 Km

Second Chance Heat

**-NEW 4-**

06.04.2014 10:30

Race (7 Laps) started at 10:54:31

Pos	No.	Name	Nat.	Chassis	Race Team	Laps	Total Tm	Diff	Best Tm	In Lap	km/h	Points
1	90	Adrien Renaudin	FRA	Sodikart	KPR	7	6:49.631		57.508	5	85,136	0
2	67	Sanne van Wagenveld	NLD	Topkart	Topkart	7	6:50.403	0.772	57.553	6	85,069	0
3	87	Nicolas Schoell	AUT	Birel	KMS - Birel Motorsport	7	6:50.467	0.836	57.579	6	85,031	0
4	63	Denise De Rooij	NLD	Tonykart	Torenvliet Motorsport	7	6:50.526	0.895	57.547	5	85,078	0
5	84	Maciej Chrupek	POL	CRG	JR Racing	7	6:50.803	1.172	57.727	6	84,813	0
6	96	Marvin Pionke	DEU	Tonykart	RS Competition	7	6:55.217	5.586	57.589	5	85,016	0
7	30	Oliver York	GBR	Tonykart	Strawberry Racing	7	6:56.297	6.666	57.586	6	85,021	0
8	65	Emilien Carde	FRA	Kosmic	Matec Competition	7	6:56.956	7.325	57.570	7	85,044	0
9	29	Aleksi Keskitalo	FIN	Tonykart	MPT Racing	7	6:58.542	8.911	57.544	4	85,083	0
10	89	Matthew Solarczyk	USA	Birel	KMS - Birel Motorsport	7	6:58.578	8.947	57.709	3	84,839	0
11	66	Jarno Opmeer	NLD	Maddox	Maddox Team	7	6:58.645	9.014	57.664	3	84,906	0
12	91	Jack Black	AUS	DR	VPDR	7	6:58.651	9.020	58.190	6	84,138	0
13	46	Perdana Minang	IDN	Kosmic	Aim Motorsport/RedWhite Racin	7	6:58.999	9.368	57.494	6	85,157	0
14	71	Scott Symons	GBR	Tonykart	KR Sport	7	6:59.377	9.746	57.619	4	84,972	0
15	24	Dennis Mavlanov	RUS	TBA	Daems Racing	7	7:00.552	10.921	57.496	7	85,154	0
16	75	Ruben Real del Sarte	NLD	Alonso	Dreamteam Racing	7	7:01.369	11.738	57.787	4	84,725	0
17	18	Hugo Chevalier	FRA	Tonykart	RK Competition	7	7:01.496	11.865	57.723	7	84,819	0
18	22	Jakub Bezel	CZE	MS Kart	MS Kart Racing Team	7	7:02.588	12.957	57.686	4	84,873	0
19	31	Daniel Louko	FIN	Tonykart	MPT Racing	7	7:03.155	13.524	58.035	5	84,363	0
20	81	Jack Martin	GBR	Tonykart	Strawberry Racing	7	7:04.751	15.120	58.018	6	84,388	0
21	34	Zak Fulk	GBR	Tonykart	Coles Racing	7	7:05.000	15.369	57.880	5	84,589	0
22	19	Omar Ismail	GBR	Tonykart	Strawberry Racing	7	7:05.078	15.447	57.706	5	84,844	0
23	43	Enzo Coursimault	FRA	Kosmic	PKS	7	7:06.132	16.501	57.290	6	85,460	0
24	53	Marta Garcia	ESP	Zanardi	MGL Racing Xtreme	7	7:08.609	18.978	58.152	4	84,193	0
25	59	Eliseo Martinez	ESP	CRG	CRG SPA	7	7:09.719	20.088	57.158	7	85,657	0
26	74	Yannick Brandt	CHE	Kosmic	Spirit Racing	7	7:15.034	25.403	57.882	3	84,586	0
27	93	Michael McCarthy	USA	Birel	KMS - Birel Motorsport	7	7:34.647	45.016	58.104	6	84,263	0
28	70	Felix Warge	BEL	Tonykart	Marc Warge	5	5:03.795	2 Laps	58.072	2	84,309	0
29	83	Michal Stepinski	POL	Praga	Uniq Racing	5	5:03.863	2 Laps	57.819	4	84,678	0
30	35	Ido Cohen	ISR	Tonykart	Protrain Racing	3	3:00.098	4 Laps	58.233	3	84,076	0
31	44	Tristan Charpentier	FRA	OTK	DSS	2	2:09.661	5 Laps	1:01.394	2	79,747	0
32	97	Jose Enrique Brito	ECU	CRG	CRG SPA		6.217	7 Laps		0	-	0
33	92	Aiden Keel	USA	Birel	KMS - Birel Motorsport					0	-	0
34	68	Lars Olofsen	BEL	Tonykart	Bouvin Power					0	-	0

## Announcements

These results are provisional until the conclusion of any judicial and technical matters!

No. 90+ 18 warning board

No. 59 + 34 + 19 + 43 + 74 time penalty 10 sec. / unfair driving

Margin of Victory	Ø km/h	Best Lap Tm	km/h	Best Lap by
0.772	83,666	57.158	85,657	59 - Eliseo Martinez

Official Timing [www.rgmmc.com](http://www.rgmmc.com)

Orbits

Timekeeping I. and M. Wagner:

Clerk of the course Thomas Lainer:

[www.mylaps.com](http://www.mylaps.com)

Steward (Chairman) Horst Seidel:

Chief Scrutineer Paul Klaassen:

Licensed to: Motorsport Events

Printed: 06.04.2014 12:42:34

posted at:

h



# Rotax Euro Challenge 2014 Genk

## Rotax Juniors

Genk / Belgium 1,360 Km

### Second Chance Heat

06.04.2014 10:30

### Race (7 Laps) started at 10:54:31

Lap	Time of Day	Lap Tm	Diff	S1 Tm	S2 Tm	S3 Tm	Lap	Time of Day	Lap Tm	Diff	S1 Tm	S2 Tm	S3 Tm
<b>(90) Adrien Renaudin</b>							2	10:56:35.482	<b>58.739</b>	+1.150	23.845	17.491	17.403
1	10:55:32.928	<b>1:01.338</b>	+3.830	25.839	17.768	17.731	3	10:57:33.254	<b>57.772</b>	+0.183	23.233	17.198	<b>17.341</b>
2	10:56:31.680	<b>58.752</b>	+1.244	23.825	17.383	17.544	4	10:58:31.361	<b>58.107</b>	+0.518	<b>22.997</b>	17.321	17.789
3	10:57:29.687	<b>58.007</b>	+0.499	23.344	17.256	17.407	5	10:59:28.950	<b>57.589</b>		23.001	17.203	17.385
4	10:58:27.328	<b>57.641</b>	+0.133	23.159	<b>17.161</b>	17.321	6	11:00:27.651	<b>58.701</b>	+1.112	23.085	17.650	17.966
5	10:59:24.836	<b>57.508</b>		<b>23.030</b>	17.168	17.310	7	11:01:26.279	<b>58.628</b>	+1.039	23.527	<b>17.107</b>	17.994
6	11:00:22.513	<b>57.677</b>	+0.169	23.199	17.177	<b>17.301</b>	<b>(43) Enzo Coursimault</b>						
7	11:01:20.693	<b>58.180</b>	+0.672	23.174	17.577	17.429	1	10:55:34.806	<b>1:02.179</b>	+4.889	25.730	18.664	17.785
<b>(67) Sanne van Wagensveld</b>							2	10:56:33.382	<b>58.576</b>	+1.286	23.650	17.362	17.564
1	10:55:32.677	<b>1:01.244</b>	+3.691	25.859	17.668	17.717	3	10:57:31.717	<b>58.335</b>	+1.045	23.560	17.321	17.454
2	10:56:31.479	<b>58.802</b>	+1.249	23.836	17.455	17.511	4	10:58:32.204	<b>1:00.487</b>	+3.197	23.464	18.305	18.718
3	10:57:29.999	<b>58.520</b>	+0.967	23.718	17.358	17.444	5	10:59:31.640	<b>59.436</b>	+2.146	23.721	18.365	17.350
4	10:58:27.913	<b>57.914</b>	+0.361	23.471	17.195	<b>17.248</b>	6	11:00:28.930	<b>57.290</b>		<b>23.024</b>	<b>17.016</b>	<b>17.250</b>
5	10:59:25.676	<b>57.763</b>	+0.210	23.267	17.196	17.300	7	11:01:27.194	<b>58.264</b>	+0.974	23.621	17.053	17.590
6	11:00:23.229	<b>57.553</b>		23.172	<b>17.093</b>	17.288	<b>(30) Oliver York</b>						
7	11:01:21.465	<b>58.236</b>	+0.683	<b>23.131</b>	17.582	17.523	1	10:55:37.328	<b>1:04.033</b>	+6.447	25.980	19.707	18.346
<b>(87) Nicolas Schoell</b>							2	10:56:37.026	<b>59.698</b>	+2.112	24.521	17.696	17.481
1	10:55:31.492	<b>1:00.380</b>	+2.801	24.914	17.730	17.736	3	10:57:34.846	<b>57.820</b>	+0.234	23.275	17.130	17.415
2	10:56:30.605	<b>59.113</b>	+1.534	23.851	17.627	17.635	4	10:58:33.224	<b>58.378</b>	+0.792	23.198	17.077	18.103
3	10:57:28.980	<b>58.375</b>	+0.796	23.478	17.359	17.538	5	10:59:31.021	<b>57.797</b>	+0.211	<b>23.161</b>	17.261	17.375
4	10:58:26.972	<b>57.992</b>	+0.413	23.357	17.253	17.382	6	11:00:28.607	<b>57.586</b>		23.219	<b>17.067</b>	<b>17.300</b>
5	10:59:25.222	<b>58.250</b>	+0.671	23.726	17.112	17.412	7	11:01:27.359	<b>58.752</b>	+1.166	24.182	17.205	17.365
6	11:00:22.801	<b>57.579</b>		<b>23.145</b>	<b>17.105</b>	<b>17.329</b>	<b>(65) Emilien Carde</b>						
7	11:01:21.529	<b>58.728</b>	+1.149	23.164	17.751	17.813	1	10:55:36.531	<b>1:05.469</b>	+7.899	26.830	19.362	19.277
<b>(63) Denise De Rooij</b>							2	10:56:35.801	<b>59.270</b>	+1.700	23.981	17.853	17.436
1	10:55:32.340	<b>1:01.011</b>	+3.464	25.429	17.863	17.719	3	10:57:33.783	<b>57.982</b>	+0.412	23.349	17.183	17.450
2	10:56:30.965	<b>58.625</b>	+1.078	23.683	17.450	17.492	4	10:58:33.394	<b>59.611</b>	+2.041	23.184	17.301	19.126
3	10:57:29.216	<b>58.251</b>	+0.704	23.409	17.380	17.462	5	10:59:32.683	<b>59.289</b>	+1.719	24.025	17.664	17.600
4	10:58:27.054	<b>57.838</b>	+0.291	23.279	17.269	<b>17.290</b>	6	11:00:30.448	<b>57.765</b>	+0.195	23.288	17.089	17.388
5	10:59:24.601	<b>57.547</b>		<b>23.007</b>	17.173	17.367	7	11:01:28.018	<b>57.570</b>		<b>23.137</b>	<b>17.056</b>	<b>17.377</b>
6	11:00:22.350	<b>57.749</b>	+0.202	23.210	<b>17.165</b>	17.374	<b>(29) Aleks Keskitalo</b>						
7	11:01:21.588	<b>59.238</b>	+1.691	23.172	18.565	17.501	1	10:55:38.130	<b>1:05.411</b>	+7.867	26.842	20.088	18.481
<b>(84) Maciej Chrupek</b>							2	10:56:39.665	<b>1:01.535</b>	+3.991	25.111	18.018	18.406
1	10:55:32.152	<b>1:00.942</b>	+3.215	25.255	17.817	17.870	3	10:57:37.417	<b>57.752</b>	+0.208	23.353	17.108	<b>17.291</b>
2	10:56:31.898	<b>59.746</b>	+2.019	24.804	17.464	17.478	4	10:58:34.961	<b>57.544</b>		23.092	17.117	17.335
3	10:57:30.457	<b>58.559</b>	+0.832	23.594	17.360	17.605	5	10:59:33.656	<b>58.695</b>	+1.151	23.566	17.432	17.697
4	10:58:28.311	<b>57.854</b>	+0.127	23.347	17.174	<b>17.333</b>	6	11:00:31.662	<b>58.006</b>	+0.462	<b>23.000</b>	17.523	17.483
5	10:59:26.099	<b>57.788</b>	+0.061	<b>23.131</b>	17.186	17.471	7	11:01:29.604	<b>57.942</b>	+0.398	23.405	<b>17.032</b>	17.505
6	11:00:23.826	<b>57.727</b>		23.204	<b>17.142</b>	17.381	<b>(89) Matthew Solarczyk</b>						
7	11:01:21.865	<b>58.039</b>	+0.312	23.274	17.259	17.506	1	10:55:37.627	<b>1:04.030</b>	+6.321	26.613	19.190	18.227
<b>(34) Zak Fulk</b>							2	10:56:38.850	<b>1:01.223</b>	+3.514	24.899	18.202	18.122
1	10:55:36.179	<b>1:03.041</b>	+5.161	25.912	18.345	18.784	3	10:57:36.559	<b>57.709</b>		<b>23.243</b>	17.113	<b>17.353</b>
2	10:56:34.587	<b>58.408</b>	+0.528	23.561	17.325	17.522	4	10:58:34.299	<b>57.740</b>	+0.031	23.355	<b>17.031</b>	17.354
3	10:57:33.333	<b>58.746</b>	+0.866	23.580	17.574	17.592	5	10:59:33.015	<b>58.716</b>	+1.007	23.798	17.489	17.429
4	10:58:32.010	<b>58.677</b>	+0.797	23.289	17.095	18.293	6	11:00:31.363	<b>58.348</b>	+0.639	23.569	17.409	17.370
5	10:59:29.890	<b>57.880</b>		23.475	<b>17.028</b>	<b>17.377</b>	7	11:01:29.640	<b>58.277</b>	+0.568	23.344	17.060	17.873
6	11:00:27.788	<b>57.898</b>	+0.018	<b>23.055</b>	17.147	17.696	<b>(66) Jarno Opmeer</b>						
7	11:01:26.062	<b>58.274</b>	+0.394	23.245	17.093	17.936	1	10:55:37.366	<b>1:03.069</b>	+5.405	25.814	19.104	18.151
<b>(19) Omar Ismail</b>							2	10:56:38.108	<b>1:00.742</b>	+3.078	24.705	18.355	17.682
1	10:55:35.454	<b>1:03.428</b>	+5.722	26.069	19.062	18.297	3	10:57:35.772	<b>57.664</b>		23.216	17.071	17.377
2	10:56:33.769	<b>58.315</b>	+0.609	23.374	17.359	17.582	4	10:58:33.547	<b>57.775</b>	+0.111	23.058	<b>17.052</b>	17.665
3	10:57:32.766	<b>58.997</b>	+1.291	24.217	17.373	<b>17.407</b>	5	10:59:34.140	<b>1:00.593</b>	+2.929	24.433	17.382	18.778
4	10:58:31.131	<b>58.365</b>	+0.659	<b>23.041</b>	17.587	17.737	6	11:00:31.931	<b>57.791</b>	+0.127	<b>23.034</b>	17.245	17.512
5	10:59:28.837	<b>57.706</b>		23.070	17.222	17.414	7	11:01:29.707	<b>57.776</b>	+0.112	23.465	17.069	<b>17.242</b>
6	11:00:27.562	<b>58.725</b>	+1.019	23.128	17.647	17.950	<b>(91) Jack Black</b>						
7	11:01:26.140	<b>58.578</b>	+0.872	23.206	<b>17.214</b>	18.158	1	10:55:36.873	<b>1:04.600</b>	+6.410	26.650	19.060	18.890
<b>(96) Marvin Pionke</b>							2	10:56:36.201	<b>59.328</b>	+1.138	24.400	17.413	<b>17.515</b>
1	10:55:36.743	<b>1:04.260</b>	+6.671	26.642	18.441	19.177	3	10:57:35.051	<b>58.850</b>	+0.660	23.355	17.189	18.306
							4	10:58:33.513	<b>58.462</b>	+0.272	23.334	17.123	18.005



# Rotax Euro Challenge 2014 Genk

## Rotax Juniors

## Genk / Belgium 1,360 Km

### Second Chance Heat

06.04.2014 10:30

### Race (7 Laps) started at 10:54:31

Lap	Time of Day	Lap Tm	Diff	S1 Tm	S2 Tm	S3 Tm
5	10:59:32.962	59.449	+1.259	23.833	17.631	17.985
6	11:00:31.152	<b>58.190</b>		23.393	17.257	17.540
7	11:01:29.713	58.561	+0.371	<b>23.256</b>	<b>17.087</b>	18.218
<b>(46) Perdana Minang</b>						
1	10:55:39.354	1:06.551	+9.057	26.947	20.409	19.195
2	10:56:40.290	1:00.936	+3.442	24.738	17.850	18.348
3	10:57:38.791	58.501	+1.007	23.414	17.607	17.480
4	10:58:36.488	57.697	+0.203	23.343	17.170	<b>17.184</b>
5	10:59:34.799	58.311	+0.817	<b>22.999</b>	17.652	17.660
6	11:00:32.293	<b>57.494</b>		23.183	<b>16.984</b>	17.327
7	11:01:30.061	57.768	+0.274	23.402	17.155	17.211
<b>(71) Scott Symons</b>						
1	10:55:38.745	1:04.224	+6.605	25.944	19.799	18.481
2	10:56:39.170	1:00.425	+2.806	24.082	18.080	18.263
3	10:57:37.014	57.844	+0.225	23.331	17.152	17.361
4	10:58:34.633	<b>57.619</b>		23.267	<b>17.053</b>	<b>17.299</b>
5	10:59:33.853	59.220	+1.601	24.268	17.463	17.489
6	11:00:32.194	58.341	+0.722	<b>23.024</b>	17.389	17.928
7	11:01:30.439	58.245	+0.626	23.487	17.456	17.302
<b>(59) Eliseo Martinez</b>						
1	10:55:39.235	1:02.453	+5.295	25.114	18.644	18.695
2	10:56:40.495	1:01.260	+4.102	24.522	17.842	18.896
3	10:57:38.853	58.358	+1.200	23.660	17.326	17.372
4	10:58:37.280	58.427	+1.269	23.945	17.221	17.261
5	10:59:35.145	57.865	+0.707	23.073	17.325	17.467
6	11:00:33.623	58.478	+1.320	23.913	17.277	17.288
7	11:01:30.781	<b>57.158</b>		<b>23.028</b>	<b>16.969</b>	<b>17.161</b>
<b>(24) Dennis Mavlanov</b>						
1	10:55:37.075	1:03.308	+5.812	26.093	18.785	18.430
2	10:56:38.365	1:01.290	+3.794	24.947	18.256	18.087
3	10:57:36.308	57.943	+0.447	23.351	17.228	17.364
4	10:58:34.006	57.698	+0.202	<b>23.162</b>	17.071	17.465
5	10:59:34.672	1:00.666	+3.170	24.237	17.477	18.952
6	11:00:34.118	59.446	+1.950	24.561	17.532	17.353
7	11:01:31.614	<b>57.496</b>		23.212	<b>17.028</b>	<b>17.256</b>
<b>(75) Ruben Real del Sarte</b>						
1	10:55:37.462	1:03.771	+5.984	26.259	19.173	18.339
2	10:56:39.223	1:01.761	+3.974	24.883	18.232	18.646
3	10:57:37.925	58.702	+0.915	23.947	17.315	17.440
4	10:58:35.712	<b>57.787</b>		<b>23.206</b>	<b>17.163</b>	<b>17.418</b>
5	10:59:34.737	59.025	+1.238	23.265	17.770	17.990
6	11:00:34.621	59.884	+2.097	24.302	18.144	17.438
7	11:01:32.431	57.810	+0.023	23.219	<b>17.139</b>	17.452
<b>(18) Hugo Chevalier</b>						
1	10:55:33.906	1:02.055	+4.332	25.716	18.716	17.623
2	10:56:33.155	59.249	+1.526	23.685	18.005	17.559
3	10:57:31.906	58.751	+1.028	23.639	17.642	17.470
4	10:58:37.172	1:05.266	+7.543	23.424	17.989	23.853
5	10:59:36.396	59.224	+1.501	24.543	17.273	17.408
6	11:00:34.835	58.439	+0.716	23.287	17.876	17.478
7	11:01:32.558	<b>57.723</b>		<b>23.155</b>	<b>17.175</b>	17.393
<b>(22) Jakub Bezel</b>						
1	10:55:37.836	1:04.473	+6.787	26.118	20.180	18.175
2	10:56:39.767	1:01.931	+4.245	24.797	18.180	18.954
3	10:57:38.282	58.515	+0.829	23.674	17.441	17.400
4	10:58:35.968	<b>57.686</b>		<b>23.129</b>	<b>17.259</b>	<b>17.298</b>
5	10:59:35.212	59.244	+1.558	23.440	18.002	17.802
6	11:00:35.357	1:00.145	+2.459	24.091	18.665	17.389
7	11:01:33.650	58.293	+0.607	23.180	17.801	17.312

Lap	Time of Day	Lap Tm	Diff	S1 Tm	S2 Tm	S3 Tm
<b>(31) Daniel Louko</b>						
1	10:55:39.451	1:05.533	+7.498	29.072	17.814	18.647
2	10:56:40.569	1:01.118	+3.083	24.878	18.161	18.079
3	10:57:39.340	58.771	+0.736	23.790	17.484	17.497
4	10:58:37.491	58.151	+0.116	<b>23.313</b>	<b>17.202</b>	17.636
5	10:59:35.526	<b>58.035</b>		23.348	17.251	<b>17.436</b>
6	11:00:35.960	1:00.434	+2.399	23.873	18.816	17.745
7	11:01:34.217	58.257	+0.222	23.483	17.323	17.451
<b>(81) Jack Martin</b>						
1	10:55:35.115	1:03.172	+5.154	25.864	19.230	18.078
2	10:56:33.777	58.662	+0.644	23.526	17.392	17.744
3	10:57:32.325	58.548	+0.530	24.044	<b>17.173</b>	<b>17.331</b>
4	10:58:30.068	1:06.743	+8.725	<b>23.053</b>	18.263	25.427
5	10:59:38.149	59.081	+1.063	24.330	17.303	17.448
6	11:00:36.167	<b>58.018</b>		23.181	17.255	17.582
7	11:01:35.813	59.646	+1.628	24.250	17.629	17.767
<b>(74) Yannick Brandt</b>						
1	10:55:37.212	1:03.694	+5.812	26.077	18.839	18.778
2	10:56:36.738	59.526	+1.644	24.534	17.467	<b>17.525</b>
3	10:57:34.620	<b>57.882</b>		<b>23.102</b>	17.194	17.586
4	10:58:33.723	59.103	+1.221	23.283	<b>17.012</b>	18.808
5	10:59:34.972	1:01.249	+3.367	24.134	19.449	17.666
6	11:00:36.198	1:01.226	+3.344	25.615	17.687	17.924
7	11:01:36.096	59.898	+2.016	24.157	17.526	18.215
<b>(53) Marta Garcia</b>						
1	10:55:39.566	1:05.342	+7.190	26.286	20.170	18.886
2	10:56:40.380	1:00.814	+2.662	24.597	18.178	18.039
3	10:57:39.573	59.193	+1.041	24.427	17.387	17.379
4	10:58:37.725	<b>58.152</b>		23.385	<b>17.223</b>	17.544
5	10:59:36.750	59.025	+0.873	24.220	17.317	17.488
6	11:00:35.003	58.253	+0.101	23.207	17.807	<b>17.239</b>
7	11:01:39.671	1:04.668	+6.516	<b>23.084</b>	24.010	17.574
<b>(93) Michael McCarthy</b>						
1	10:55:38.940	1:03.026	+4.922	24.972	19.448	18.606
2	10:56:40.090	1:01.150	+3.046	24.536	18.094	18.520
3	10:57:38.730	58.640	+0.536	23.539	17.535	17.566
4	10:59:11.090	1:32.360	+34.256	56.528	18.093	17.739
5	11:00:09.422	58.332	+0.228	23.484	17.318	17.530
6	11:01:07.526	<b>58.104</b>		<b>23.293</b>	17.306	<b>17.505</b>
7	11:02:05.709	58.183	+0.079	23.379	<b>17.293</b>	17.511
<b>(70) Felix Warge</b>						
1	10:55:35.902	1:02.955	+4.883	25.655	18.721	18.579
2	10:56:33.974	<b>58.072</b>		23.494	<b>17.216</b>	<b>17.362</b>
3	10:57:33.524	59.550	+1.478	24.099	17.481	17.970
4	10:58:32.110	58.586	+0.514	<b>23.231</b>	17.294	18.061
5	10:59:34.857	1:02.747	+4.675	23.884	20.948	17.915
<b>(83) Michal Stepinski</b>						
1	10:55:38.345	1:05.180	+7.361	26.766	19.946	18.468
2	10:56:39.988	1:01.643	+3.824	24.666	18.372	18.605
3	10:57:38.019	58.031	+0.212	23.423	17.275	<b>17.333</b>
4	10:58:35.838	<b>57.819</b>		<b>23.179</b>	<b>17.235</b>	17.405
5	10:59:34.925	59.087	+1.268	23.480	17.725	17.882
<b>(35) Ido Cohen</b>						
1	10:55:33.635	1:01.951	+3.718	25.821	18.410	17.720
2	10:56:32.927	59.292	+1.059	23.835	17.786	17.671
3	10:57:31.160	<b>58.233</b>		<b>23.353</b>	<b>17.393</b>	<b>17.487</b>
<b>(44) Tristan Charpentier</b>						



# Rotax Euro Challenge 2014 Genk

Rotax Juniors

Genk / Belgium 1,360 Km

Second Chance Heat

06.04.2014 10:30

Race (7 Laps) started at 10:54:31

Lap	Time of Day	Lap Tm	Diff	S1 Tm	S2 Tm	S3 Tm	Lap	Time of Day	Lap Tm	Diff	S1 Tm	S2 Tm	S3 Tm
1	10:55:39.329	1:05.109	+3.715	27.103	19.159	18.847							
2	10:56:40.723	1:01.394		24.688	18.396	18.310							

Timekeeping I. and M. Wagner:

Clerk of the course Thomas Lainer:

Steward (Chairman) Horst Seidel:

Chief Scrutineer Paul Klaassen:

www.mylaps.com

Printed: 06.04.2014 11:05:41

posted at: h

Licensed to: Motorsport Events

Rotax Euro Challenge  
Class: Juniors  
Date/Time: 06.04.2014 12:00

Track: Genk / Belgium  
Heat: Prefinal  
Laps: 9

Edition 1

Maciej Chrupek	84	2nd Chance 5	17	Marvin Pionke	96	2nd Chance 6
	33				34	
Nicolas Schoell	87	2nd Chance 3	16	Denise De Rooij	63	2nd Chance 4
	31				32	
Adrien Renaudin	90	2nd Chance 1	15	Sanne van Wagensveld	67	2nd Chance 2
	29				30	
Juri Vips	69	Points 48 Quali Rank 26	14	Mick Wishofer	88	Points 48 Quali Rank 28
	27				28	
Finlay Hutchison	26	Points 46 Quali Rank 43	13	Dylan Buys	25	Points 47 Quali Rank 15
	25				26	
Jean-Baptiste Simmenauer	16	Points 43 Quali Rank 30	12	Dave Wooder	49	Points 44 Quali Rank 3
	23				24	
Berkay Besler	98	Points 42 Quali Rank 5	11	Luc Willemse	64	Points 43 Quali Rank 8
	21				22	
Darren Keane	9	Points 35 Quali Rank 39	10	Toni Toikka	72	Points 35 Quali Rank 46
	19				20	
Nick Dunker	40	Points 31 Quali Rank 17	9	Noah Roovers	85	Points 34 Quali Rank 14
	17				18	
Max Hofer	94	Points 29 Quali Rank 6	8	Sandy Mitchell	76	Points 29 Quali Rank 37
	15				16	
Eric Stahl	80	Points 27 Quali Rank 12	7	Leonard Hoogenboom	50	Points 28 Quali Rank 41
	13				14	
Danny Kroes	23	Points 26 Quali Rank 19	6	Jack McCarthy	33	Points 27 Quali Rank 9
	11				12	
Alex Quinn	36	Points 21 Quali Rank 13	5	Dzianis Slavinski	58	Points 23 Quali Rank 22
	9				10	
Rinus van Kalmthout	12	Points 19 Quali Rank 7	4	Jordan Brown-Nutley	32	Points 19 Quali Rank 11
	7				8	
Louis-Ferdinand Simmenauer	17	Points 15 Quali Rank 10	3	Marcus Armstrong	86	Points 15 Quali Rank 20
	5				6	
Richard Verschoor	62	Points 6 Quali Rank 2	2	Dean MacDonald	95	Points 6 Quali Rank 16
	3				4	
Max Timmermans	5	Points 3 Quali Rank 4	1	Thomas Preining	8	Points 4 Quali Rank 1
	1				2	

Pole Position

Clerk of the course Thomas Lainer:  
Stewards (Chairman) Horst Seidel:

Scrutineer Paul Klaassen:  
Timekeeping M. Wagner:



# Rotax Euro Challenge 2014 Genk

Rotax Juniors

Genk / Belgium 1,360 Km

Pre-Final

06.04.2014 12:00

Race (9 Laps) started at 12:22:57

Pos	No.	Name	Nat.	Chassis	Race Team	Laps	Total Tm	Diff	Best Tm	In Lap	km/h	Points
1	8	Thomas Preining	AUT	FA Kart	Team TKP	9	8:43.161		57.306	8	85,436	34
2	95	Dean MacDonald	GBR	Tonykart	Strawberry Racing	9	8:46.000	2.839	57.534	7	85,098	33
3	5	Max Timmermans	BEL	FA Kart	Dan Holland Racing	9	8:46.309	3.148	57.609	9	84,987	32
4	62	Richard Verschoor	NLD	FA Kart	Team TKP	9	8:46.594	3.433	57.109	9	85,731	31
5	36	Alex Quinn	GBR	Tonykart	Coles Racing	9	8:47.796	4.635	57.404	9	85,290	30
6	12	Rinus van Kalmthout	NLD	Alonso	VF Racing	9	8:50.033	6.872	57.735	6	84,801	29
7	69	Juri Vips	EST	Tonykart	Strawberry Racing	9	8:50.165	7.004	57.535	6	85,096	28
8	17	Louis-Ferdinand Simme	FRA	Tonykart	Jana Racing	9	8:50.354	7.193	57.458	8	85,210	27
9	40	Nick Dunker	NLD	Alonso	Dreamteam Racing	9	8:50.740	7.579	57.655	7	84,919	26
10	63	Denise De Rooij	NLD	Tonykart	Torenvliet Motorsport	9	8:53.570	10.409	57.753	7	84,775	25
11	23	Danny Kroes	NLD	Tonykart	Hugo Motorsport	9	8:53.869	10.708	57.825	9	84,669	24
12	32	Jordan Brown-Nutley	GBR	Tonykart	Coles Racing	9	8:54.748	11.587	57.867	7	84,608	23
13	76	Sandy Mitchell	GBR	Tonykart	RL Racing Dept UK	9	8:54.945	11.784	57.849	7	84,634	22
14	25	Dylan Buys	NLD	Intrepid	IRB Racing	9	8:55.369	12.208	58.040	7	84,356	21
15	67	Sanne van Wagenveld	NLD	Topkart	Topkart	9	8:55.432	12.271	57.356	7	85,362	20
16	64	Luc Willemse	NLD	FA Kart	Team TKP	9	8:55.677	12.516	57.545	7	85,081	19
17	33	Jack McCarthy	GBR	Tonykart	Strawberry Racing	9	8:55.774	12.613	57.293	8	85,455	18
18	96	Marvin Pionke	DEU	Tonykart	RS Competition	9	8:55.907	12.746	57.557	7	85,064	17
19	98	Berkay Besler	TUR	Kosmic	DNR Racing	9	8:56.684	13.523	57.431	8	85,250	16
20	58	Dzianis Slavinski	BLR	Tonykart	M-Racing	9	8:56.853	13.692	57.388	8	85,314	15
21	80	Eric Stahl	BEL	Alonso	G-Star Raw Racing Team	9	8:58.385	15.224	57.272	8	85,487	14
22	26	Finlay Hutchison	GBR	Tonykart	Strawberry Racing	9	8:58.708	15.547	57.572	8	85,041	13
23	85	Noah Roovers	BEL	Gillard	DFK	9	9:00.409	17.248	57.675	8	84,889	12
24	9	Darren Keane	USA	Tonykart	Strawberry Racing	9	9:00.503	17.342	57.421	8	85,265	11
25	50	Leonard Hoogenboom	NLD	Alonso	Dan Holland Racing	9	9:00.702	17.541	57.589	9	85,016	10
26	94	Max Hofer	AUT	Birel	KMS - Birel Motorsport	9	9:00.731	17.570	57.272	8	85,487	9
27	87	Nicolas Schoell	AUT	Birel	KMS - Birel Motorsport	9	9:01.170	18.009	57.625	7	84,963	8
28	49	Dave Wooder	GBR	Alonso	Dan Holland Racing	9	9:02.741	19.580	58.582	7	83,575	7
29	16	Jean-Baptiste Simmena	FRA	Tonykart	Jana Racing	8	9:02.802	1 Lap	57.313	7	85,426	6
30	72	Toni Toikka	FIN	Tonykart	MPT Racing	3	3:03.238	6 Laps	58.547	3	83,625	5
31	86	Marcus Armstrong	NZL	Alonso	Dan Holland Racing	1	1:02.136	8 Laps	1:01.782	1	79,246	4
32	90	Adrien Renaudin	FRA	Sodikart	KPR	1	1:34.621	8 Laps	1:33.253	1	52,502	3

Not classified


DQ	84	Maciej Chrupek	POL	CRG	JR Racing	6	7:06.036	DQ	59.155	6	82,766	0
DQ	88	Mick Wishofer	AUT	Birel	KMS - Birel Motorsport	3	3:05.892	DQ	59.706	3	82,002	0

## Announcements

- These results are provisional until the conclusion of any judicial and technical matters!
- No 84 black flag / short cutting the track
- No. 88 black flag / unfair driving
- No. 94 time penalty 10 sec. / unfair driving
- No. 9 time penalty 10 sec. / unfair driving

Margin of Victory	Ø km/h	Best Lap Tm	km/h	Best Lap by
2.839	84,226	57.109	85,731	62 - Richard Verschoor

Official Timing [www.rgmmc.com](http://www.rgmmc.com) Orbits

Timekeeping I. and M. Wagner:  Clerk of the course Thomas Lainer: [www.mylaps.com](http://www.mylaps.com)  
 Steward (Chairman) Horst Seidel: Chief Scrutineer Paul Klaassen: Licensed to: Motorsport Events  
 Printed: 06.04.2014 13:45:59 posted at: h





# Rotax Euro Challenge 2014 Genk

Rotax Juniors

Genk / Belgium 1,360 Km

Pre-Final

06.04.2014 12:00

Race (9 Laps) started at 12:22:57

Lap	Time of Day	Lap Tm	Diff	S1 Tm	S2 Tm	S3 Tm
<b>(8) Thomas Preining</b>						
1	12:23:58.136	<b>1:00.198</b>	+2.892	24.806	17.653	17.739
2	12:24:57.067	<b>58.931</b>	+1.625	24.011	17.421	17.499
3	12:25:55.222	<b>58.155</b>	+0.849	23.425	17.259	17.471
4	12:26:53.228	<b>58.006</b>	+0.700	23.518	17.137	17.351
5	12:27:50.985	<b>57.757</b>	+0.451	23.304	17.105	17.348
6	12:28:48.629	<b>57.644</b>	+0.338	23.204	17.112	17.328
7	12:29:46.125	<b>57.496</b>	+0.190	23.165	<b>17.037</b>	17.294
8	12:30:43.431	<b>57.306</b>		<b>22.973</b>	17.101	<b>17.232</b>
9	12:31:40.982	<b>57.551</b>	+0.245	23.088	17.154	17.309

Lap	Time of Day	Lap Tm	Diff	S1 Tm	S2 Tm	S3 Tm
<b>(69) Juri Vips</b>						
1	12:24:01.071	<b>1:02.250</b>	+4.715	26.309	18.012	17.929
2	12:25:01.265	<b>1:00.194</b>	+2.659	24.045	18.596	17.553
3	12:25:59.439	<b>58.174</b>	+0.639	23.361	17.277	17.536
4	12:26:57.334	<b>57.895</b>	+0.360	23.359	17.111	17.425
5	12:27:55.702	<b>58.368</b>	+0.833	23.275	17.443	17.650
6	12:28:53.237	<b>57.535</b>		23.246	<b>16.935</b>	<b>17.354</b>
7	12:29:50.814	<b>57.577</b>	+0.042	<b>23.078</b>	17.135	17.364
8	12:30:49.119	<b>58.305</b>	+0.770	23.272	17.414	17.619
9	12:31:47.986	<b>58.867</b>	+1.332	23.428	17.577	17.862

Lap	Time of Day	Lap Tm	Diff	S1 Tm	S2 Tm	S3 Tm
<b>(95) Dean MacDonald</b>						
1	12:23:59.378	<b>1:01.354</b>	+3.820	25.438	17.955	17.961
2	12:24:58.582	<b>59.204</b>	+1.670	23.750	17.737	17.717
3	12:25:57.072	<b>58.490</b>	+0.956	23.533	17.433	17.524
4	12:26:55.415	<b>58.343</b>	+0.809	23.530	17.281	17.532
5	12:27:53.377	<b>57.962</b>	+0.428	23.352	17.150	17.460
6	12:28:51.107	<b>57.730</b>	+0.196	23.206	17.073	17.451
7	12:29:48.641	<b>57.534</b>		23.117	<b>17.050</b>	17.367
8	12:30:46.229	<b>57.588</b>	+0.054	23.117	17.136	<b>17.335</b>
9	12:31:43.821	<b>57.592</b>	+0.058	<b>23.093</b>	17.154	17.345

Lap	Time of Day	Lap Tm	Diff	S1 Tm	S2 Tm	S3 Tm
<b>(17) Louis-Ferdinand Simmenauer</b>						
1	12:23:59.594	<b>1:01.577</b>	+4.119	25.351	18.214	18.012
2	12:24:59.767	<b>1:00.173</b>	+2.715	24.796	17.642	17.735
3	12:25:58.111	<b>58.344</b>	+0.886	23.388	17.449	17.507
4	12:26:56.859	<b>58.748</b>	+1.290	23.333	17.751	17.664
5	12:27:55.996	<b>59.137</b>	+1.679	24.232	17.412	17.493
6	12:28:54.450	<b>58.454</b>	+0.996	23.749	17.260	17.445
7	12:29:52.093	<b>57.643</b>	+0.185	23.138	17.149	17.356
8	12:30:49.551	<b>57.458</b>		<b>23.053</b>	<b>17.121</b>	<b>17.284</b>
9	12:31:48.175	<b>58.624</b>	+1.166	23.202	17.468	17.954

Lap	Time of Day	Lap Tm	Diff	S1 Tm	S2 Tm	S3 Tm
<b>(5) Max Timmermans</b>						
1	12:23:58.170	<b>1:00.349</b>	+2.740	24.393	17.890	18.066
2	12:24:57.765	<b>59.595</b>	+1.986	24.443	17.442	17.710
3	12:25:56.166	<b>58.401</b>	+0.792	23.498	17.276	17.627
4	12:26:54.472	<b>58.306</b>	+0.697	23.461	17.298	17.547
5	12:27:52.525	<b>58.053</b>	+0.444	23.384	17.209	17.460
6	12:28:50.560	<b>58.035</b>	+0.426	23.338	17.221	17.476
7	12:29:48.360	<b>57.800</b>	+0.191	23.231	<b>17.162</b>	17.407
8	12:30:46.521	<b>58.161</b>	+0.552	23.443	17.369	<b>17.349</b>
9	12:31:44.130	<b>57.609</b>		<b>23.059</b>	17.162	17.388

Lap	Time of Day	Lap Tm	Diff	S1 Tm	S2 Tm	S3 Tm
<b>(40) Nick Dunker</b>						
1	12:24:00.388	<b>1:01.871</b>	+4.216	25.919	18.045	17.907
2	12:25:00.513	<b>1:00.125</b>	+2.470	24.445	18.056	17.624
3	12:25:58.886	<b>58.373</b>	+0.718	23.466	17.393	17.514
4	12:26:56.964	<b>58.078</b>	+0.423	23.361	17.255	17.462
5	12:27:55.942	<b>58.978</b>	+1.323	23.550	17.796	17.632
6	12:28:53.943	<b>58.001</b>	+0.346	23.351	17.184	17.466
7	12:29:51.598	<b>57.655</b>		23.171	<b>17.141</b>	<b>17.343</b>
8	12:30:49.257	<b>57.659</b>	+0.004	<b>23.005</b>	17.217	17.437
9	12:31:48.561	<b>59.304</b>	+1.649	23.438	17.723	18.143

Lap	Time of Day	Lap Tm	Diff	S1 Tm	S2 Tm	S3 Tm
<b>(62) Richard Verschoor</b>						
1	12:23:58.258	<b>1:00.313</b>	+3.204	24.467	17.619	18.227
2	12:24:58.517	<b>1:00.259</b>	+3.150	24.587	17.695	17.977
3	12:25:57.580	<b>59.063</b>	+1.954	23.998	17.569	17.496
4	12:26:56.440	<b>58.860</b>	+1.751	23.612	17.795	17.453
5	12:27:54.871	<b>58.431</b>	+1.322	23.518	17.637	17.276
6	12:28:52.244	<b>57.373</b>	+0.264	23.062	16.999	17.312
7	12:29:50.134	<b>57.890</b>	+0.781	23.526	17.078	17.286
8	12:30:47.306	<b>57.172</b>	+0.063	22.986	16.985	<b>17.201</b>
9	12:31:44.415	<b>57.109</b>		<b>22.966</b>	<b>16.924</b>	17.219

Lap	Time of Day	Lap Tm	Diff	S1 Tm	S2 Tm	S3 Tm
<b>(63) Denise De Rooij</b>						
1	12:24:03.605	<b>1:03.929</b>	+6.176	27.578	18.256	18.095
2	12:25:03.532	<b>59.927</b>	+2.174	24.112	17.920	17.895
3	12:26:02.166	<b>58.634</b>	+0.881	23.519	17.481	17.634
4	12:27:00.372	<b>58.206</b>	+0.453	23.342	17.392	17.472
5	12:27:58.641	<b>58.269</b>	+0.516	23.299	17.438	17.532
6	12:28:57.668	<b>59.027</b>	+1.274	23.676	17.846	17.505
7	12:29:55.421	<b>57.753</b>		<b>23.136</b>	17.261	<b>17.356</b>
8	12:30:53.488	<b>58.067</b>	+0.314	23.454	<b>17.199</b>	17.414
9	12:31:51.391	<b>57.903</b>	+0.150	23.218	17.270	17.415

Lap	Time of Day	Lap Tm	Diff	S1 Tm	S2 Tm	S3 Tm
<b>(36) Alex Quinn</b>						
1	12:23:59.755	<b>1:01.561</b>	+4.157	25.518	17.944	18.099
2	12:24:59.341	<b>59.586</b>	+2.182	24.434	17.525	17.627
3	12:25:57.761	<b>58.420</b>	+1.016	23.490	17.481	17.449
4	12:26:56.338	<b>58.577</b>	+1.173	23.520	17.546	17.511
5	12:27:55.166	<b>58.828</b>	+1.424	23.553	17.939	17.336
6	12:28:52.720	<b>57.554</b>	+0.150	23.032	17.145	17.377
7	12:29:50.644	<b>57.924</b>	+0.520	23.381	17.190	17.353
8	12:30:48.213	<b>57.569</b>	+0.165	23.163	<b>17.092</b>	17.314
9	12:31:45.617	<b>57.404</b>		<b>23.028</b>	17.099	<b>17.277</b>

Lap	Time of Day	Lap Tm	Diff	S1 Tm	S2 Tm	S3 Tm
<b>(23) Danny Kroes</b>						
1	12:24:00.826	<b>1:02.557</b>	+4.732	26.398	18.159	18.000
2	12:25:01.166	<b>1:00.340</b>	+2.515	24.229	18.476	17.635
3	12:25:59.910	<b>58.744</b>	+0.919	23.757	17.468	17.519
4	12:26:59.318	<b>59.408</b>	+1.583	23.958	17.927	17.523
5	12:27:58.232	<b>58.914</b>	+1.089	23.709	17.713	17.492
6	12:28:57.331	<b>59.099</b>	+1.274	23.878	17.665	17.556
7	12:29:55.234	<b>57.903</b>	+0.078	23.284	<b>17.220</b>	17.399
8	12:30:53.865	<b>58.631</b>	+0.806	23.958	17.345	<b>17.328</b>
9	12:31:51.690	<b>57.825</b>		<b>23.181</b>	17.226	17.418

Lap	Time of Day	Lap Tm	Diff	S1 Tm	S2 Tm	S3 Tm
<b>(12) Rinus van Kalmthout</b>						
1	12:23:58.768	<b>1:00.657</b>	+2.922	25.094	17.769	17.794
2	12:24:58.441	<b>59.673</b>	+1.938	24.007	17.704	17.962
3	12:25:57.259	<b>58.818</b>	+1.083	23.861	17.445	17.512
4	12:26:56.222	<b>58.963</b>	+1.228	23.833	17.616	17.514
5	12:27:54.452	<b>58.230</b>	+0.495	23.471	17.321	17.438
6	12:28:52.187	<b>57.735</b>		<b>23.133</b>	<b>17.156</b>	17.446
7	12:29:50.506	<b>58.319</b>	+0.584	23.772	17.209	<b>17.338</b>
8	12:30:49.036	<b>58.530</b>	+0.795	23.654	17.266	17.610
9	12:31:47.854	<b>58.818</b>	+1.083	23.399	17.600	17.819

Lap	Time of Day	Lap Tm	Diff	S1 Tm	S2 Tm	S3 Tm
<b>(32) Jordan Brown-Nutley</b>						
1	12:24:01.147	<b>1:02.883</b>	+5.016	26.653	18.078	18.152
2	12:25:01.638	<b>1:00.491</b>	+2.624	24.310	18.387	17.794
3	12:26:00.415	<b>58.777</b>	+0.910	23.911	17.397	17.469
4	12:26:59.510	<b>59.095</b>	+1.228	23.532	18.019	17.544
5	12:27:58.393	<b>58.883</b>	+1.016	23.591	17.815	17.477
6	12:28:57.855	<b>59.462</b>	+1.595	23.805	17.883	17.774
7	12:29:55.722	<b>57.867</b>		<b>23.278</b>	<b>17.260</b>	<b>17.329</b>
8	12:30:54.030	<b>58.308</b>	+0.441	23.604	17.292	17.412



# Rotax Euro Challenge 2014 Genk

## Rotax Juniors

Genk / Belgium 1,360 Km

### Pre-Final

06.04.2014 12:00

### Race (9 Laps) started at 12:22:57

Lap	Time of Day	Lap Tm	Diff	S1 Tm	S2 Tm	S3 Tm	Lap	Time of Day	Lap Tm	Diff	S1 Tm	S2 Tm	S3 Tm
<b>(76) Sandy Mitchell</b>													
1	12:24:02.907	<b>1:04.329</b>	+6.480	28.045	18.375	17.909	1	12:24:08.342	<b>1:09.668</b>	+12.237	34.435	17.614	17.619
2	12:25:03.099	<b>1:00.192</b>	+2.343	23.972	17.937	18.283	2	12:25:06.833	<b>58.491</b>	+1.060	23.568	17.359	17.564
3	12:26:01.602	<b>58.503</b>	+0.654	23.710	17.362	17.431	3	12:26:06.466	<b>59.633</b>	+2.202	23.331	17.967	18.335
4	12:26:59.926	<b>58.324</b>	+0.475	23.277	17.675	<b>17.372</b>	4	12:27:04.853	<b>58.387</b>	+0.956	23.418	17.512	17.457
5	12:27:58.813	<b>58.887</b>	+1.038	23.297	17.822	17.768	5	12:28:03.232	<b>58.379</b>	+0.948	23.694	17.296	17.389
6	12:28:58.030	<b>59.217</b>	+1.368	23.668	17.988	17.561	6	12:29:01.063	<b>57.831</b>	+0.400	23.341	17.174	17.316
7	12:29:55.879	<b>57.849</b>		<b>23.260</b>	<b>17.202</b>	17.387	7	12:29:58.628	<b>57.565</b>	+0.134	23.103	17.189	17.273
8	12:30:54.130	<b>58.251</b>	+0.402	23.606	17.253	17.392	8	12:30:56.059	<b>57.431</b>		<b>23.098</b>	<b>17.109</b>	<b>17.224</b>
9	12:31:52.766	<b>58.636</b>	+0.787	23.367	17.879	17.390	9	12:31:54.505	<b>58.446</b>	+1.015	23.116	17.467	17.863
<b>(77) Dylan Buys</b>													
1	12:24:02.269	<b>1:03.196</b>	+5.156	26.992	18.227	17.977	1	12:24:02.362	<b>1:04.049</b>	+6.661	27.830	18.406	17.813
2	12:25:03.167	<b>1:00.898</b>	+2.858	25.097	17.938	17.863	2	12:25:04.982	<b>1:02.620</b>	+5.232	24.118	18.423	20.079
3	12:26:02.305	<b>59.138</b>	+1.098	23.785	17.532	17.821	3	12:26:06.075	<b>1:01.093</b>	+3.705	24.684	17.916	18.493
4	12:27:00.904	<b>58.599</b>	+0.559	23.530	17.588	17.481	4	12:27:04.609	<b>58.534</b>	+1.146	23.649	17.263	17.622
5	12:27:59.157	<b>58.253</b>	+0.213	23.427	17.410	17.416	5	12:28:03.069	<b>58.460</b>	+1.072	23.739	17.257	17.464
6	12:28:58.136	<b>58.979</b>	+0.939	23.489	18.000	17.490	6	12:29:01.281	<b>58.212</b>	+0.824	23.631	17.187	17.394
7	12:29:56.176	<b>58.040</b>		23.366	<b>17.279</b>	17.395	7	12:29:58.849	<b>57.568</b>	+0.180	23.139	17.101	17.328
8	12:30:54.357	<b>58.181</b>	+0.141	23.432	17.458	<b>17.291</b>	8	12:30:56.237	<b>57.388</b>		<b>23.047</b>	<b>17.043</b>	<b>17.298</b>
9	12:31:53.190	<b>58.833</b>	+0.793	<b>23.267</b>	17.982	17.584	9	12:31:54.674	<b>58.437</b>	+1.049	23.051	17.295	18.091
<b>(78) Berkey Besler</b>													
1	12:24:02.907	<b>1:04.329</b>	+6.480	28.045	18.375	17.909	1	12:24:08.342	<b>1:09.668</b>	+12.237	34.435	17.614	17.619
2	12:25:03.099	<b>1:00.192</b>	+2.343	23.972	17.937	18.283	2	12:25:06.833	<b>58.491</b>	+1.060	23.568	17.359	17.564
3	12:26:01.602	<b>58.503</b>	+0.654	23.710	17.362	17.431	3	12:26:06.466	<b>59.633</b>	+2.202	23.331	17.967	18.335
4	12:26:59.926	<b>58.324</b>	+0.475	23.277	17.675	<b>17.372</b>	4	12:27:04.853	<b>58.387</b>	+0.956	23.418	17.512	17.457
5	12:27:58.813	<b>58.887</b>	+1.038	23.297	17.822	17.768	5	12:28:03.232	<b>58.379</b>	+0.948	23.694	17.296	17.389
6	12:28:58.030	<b>59.217</b>	+1.368	23.668	17.988	17.561	6	12:29:01.063	<b>57.831</b>	+0.400	23.341	17.174	17.316
7	12:29:55.879	<b>57.849</b>		<b>23.260</b>	<b>17.202</b>	17.387	7	12:29:58.628	<b>57.565</b>	+0.134	23.103	17.189	17.273
8	12:30:54.130	<b>58.251</b>	+0.402	23.606	17.253	17.392	8	12:30:56.059	<b>57.431</b>		<b>23.098</b>	<b>17.109</b>	<b>17.224</b>
9	12:31:52.766	<b>58.636</b>	+0.787	23.367	17.879	17.390	9	12:31:54.505	<b>58.446</b>	+1.015	23.116	17.467	17.863
<b>(79) Dzanis Slavinski</b>													
1	12:24:02.269	<b>1:03.196</b>	+5.156	26.992	18.227	17.977	1	12:24:02.362	<b>1:04.049</b>	+6.661	27.830	18.406	17.813
2	12:25:03.167	<b>1:00.898</b>	+2.858	25.097	17.938	17.863	2	12:25:04.982	<b>1:02.620</b>	+5.232	24.118	18.423	20.079
3	12:26:02.305	<b>59.138</b>	+1.098	23.785	17.532	17.821	3	12:26:06.075	<b>1:01.093</b>	+3.705	24.684	17.916	18.493
4	12:27:00.904	<b>58.599</b>	+0.559	23.530	17.588	17.481	4	12:27:04.609	<b>58.534</b>	+1.146	23.649	17.263	17.622
5	12:27:59.157	<b>58.253</b>	+0.213	23.427	17.410	17.416	5	12:28:03.069	<b>58.460</b>	+1.072	23.739	17.257	17.464
6	12:28:58.136	<b>58.979</b>	+0.939	23.489	18.000	17.490	6	12:29:01.281	<b>58.212</b>	+0.824	23.631	17.187	17.394
7	12:29:56.176	<b>58.040</b>		23.366	<b>17.279</b>	17.395	7	12:29:58.849	<b>57.568</b>	+0.180	23.139	17.101	17.328
8	12:30:54.357	<b>58.181</b>	+0.141	23.432	17.458	<b>17.291</b>	8	12:30:56.237	<b>57.388</b>		<b>23.047</b>	<b>17.043</b>	<b>17.298</b>
9	12:31:53.190	<b>58.833</b>	+0.793	<b>23.267</b>	17.982	17.584	9	12:31:54.674	<b>58.437</b>	+1.049	23.051	17.295	18.091
<b>(80) Eric Stahl</b>													
1	12:24:02.269	<b>1:03.196</b>	+5.156	26.992	18.227	17.977	1	12:24:02.362	<b>1:04.049</b>	+6.661	27.830	18.406	17.813
2	12:25:03.167	<b>1:00.898</b>	+2.858	25.097	17.938	17.863	2	12:25:04.982	<b>1:02.620</b>	+5.232	24.118	18.423	20.079
3	12:26:02.305	<b>59.138</b>	+1.098	23.785	17.532	17.821	3	12:26:06.075	<b>1:01.093</b>	+3.705	24.684	17.916	18.493
4	12:27:00.904	<b>58.599</b>	+0.559	23.530	17.588	17.481	4	12:27:04.609	<b>58.534</b>	+1.146	23.649	17.263	17.622
5	12:27:59.157	<b>58.253</b>	+0.213	23.427	17.410	17.416	5	12:28:03.069	<b>58.460</b>	+1.072	23.739	17.257	17.464
6	12:28:58.136	<b>58.979</b>	+0.939	23.489	18.000	17.490	6	12:29:01.281	<b>58.212</b>	+0.824	23.631	17.187	17.394
7	12:29:56.176	<b>58.040</b>		23.366	<b>17.279</b>	17.395	7	12:29:58.849	<b>57.568</b>	+0.180	23.139	17.101	17.328
8	12:30:54.357	<b>58.181</b>	+0.141	23.432	17.458	<b>17.291</b>	8	12:30:56.237	<b>57.388</b>		<b>23.047</b>	<b>17.043</b>	<b>17.298</b>
9	12:31:53.190	<b>58.833</b>	+0.793	<b>23.267</b>	17.982	17.584	9	12:31:54.674	<b>58.437</b>	+1.049	23.051	17.295	18.091
<b>(81) Sanne van Wagenveld</b>													
1	12:24:02.269	<b>1:03.196</b>	+5.156	26.992	18.227	17.977	1	12:24:02.362	<b>1:04.049</b>	+6.661	27.830	18.406	17.813
2	12:25:03.167	<b>1:00.898</b>	+2.858	25.097	17.938	17.863	2	12:25:04.982	<b>1:02.620</b>	+5.232	24.118	18.423	20.079
3	12:26:02.305	<b>59.138</b>	+1.098	23.785	17.532	17.821	3	12:26:06.075	<b>1:01.093</b>	+3.705	24.684	17.916	18.493
4	12:27:00.904	<b>58.599</b>	+0.559	23.530	17.588	17.481	4	12:27:04.609	<b>58.534</b>	+1.146	23.649	17.263	17.622
5	12:27:59.157	<b>58.253</b>	+0.213	23.427	17.410	17.416	5	12:28:03.069	<b>58.460</b>	+1.072	23.739	17.257	17.464
6	12:28:58.136	<b>58.979</b>	+0.939	23.489	18.000	17.490	6	12:29:01.281	<b>58.212</b>	+0.824	23.631	17.187	17.394
7	12:29:56.176	<b>58.040</b>		23.366	<b>17.279</b>	17.395	7	12:29:58.849	<b>57.568</b>	+0.180	23.139	17.101	17.328
8	12:30:54.357	<b>58.181</b>	+0.141	23.432	17.458	<b>17.291</b>	8	12:30:56.237	<b>57.388</b>		<b>23.047</b>	<b>17.043</b>	<b>17.298</b>
9	12:31:53.190	<b>58.833</b>	+0.793	<b>23.267</b>	17.982	17.584	9	12:31:54.674	<b>58.437</b>	+1.049	23.051	17.295	18.091
<b>(82) Eric Stahl</b>													
1	12:24:02.269	<b>1:03.196</b>	+5.156	26.992	18.227	17.977	1	12:24:02.362	<b>1:04.049</b>	+6.661	27.830	18.406	17.813
2	12:25:03.167	<b>1:00.898</b>	+2.858	25.097	17.938	17.863	2	12:25:04.982	<b>1:02.620</b>	+5.232	24.118	18.423	20.079
3	12:26:02.305	<b>59.138</b>	+1.098	23.785	17.532	17.821	3	12:26:06.075	<b>1:01.093</b>	+3.705	24.684	17.916	18.493
4	12:27:00.904	<b>58.599</b>	+0.559	23.530	17.588	17.481	4	12:27:04.609	<b>58.534</b>	+1.146	23.649	17.263	17.622
5	12:27:59.157	<b>58.253</b>	+0.213	23.427	17.410	17.416	5	12:28:03.069	<b>58.460</b>	+1.072	23.739	17.257	17.464
6	12:28:58.136	<b>58.979</b>	+0.939	23.489	18.000	17.490	6	12:29:01.281	<b>58.212</b>	+0.824	23.631	17.187	17.394
7	12:29:56.176	<b>58.040</b>		23.366	<b>17.279</b>	17.395	7	12:29:58.849	<b>57.568</b>	+0.180	23.139	17.101	17.328
8	12:30:54.357	<b>58.181</b>	+0.141	23.432	17.458	<b>17.291</b>	8	12:30:56.237	<b>57.388</b>		<b>23.047</b>	<b>17.043</b>	<b>17.298</b>
9	12:31:53.190	<b>58.833</b>	+0.793	<b>23.267</b>	17.982	17.584	9	12:31:54.674	<b>58.437</b>	+1.049	23.051	17.295	18.091
<b>(83) Luc Willemsse</b>													
1	12:24:02.269	<b>1:03.196</b>	+5.156	26.992	18.227	17.977	1	12:24:02.362	<b>1:04.049</b>	+6.661	27.830	18.406	17.813
2	12:25:03.167	<b>1:00.898</b>	+2.858	25.097	17.938	17.863	2	12:25:04.982	<b>1:02.620</b>	+5.232	24.118	18.423	20.079
3	12:26:02.305	<b>59.138</b>	+1.098	23.785	17.532	17.821	3	12:26:06.075	<b>1:01.093</b>	+3.705	24.684	17.916	18.493
4	12:27:00.904	<b>58.599</b>	+0.559	23.530	17.588	17.481	4	12:27:04.609	<b>58.534</b>	+1.146	23.649	17.263	17.622
5	12:27:59.157	<b>58.253</b>	+0.213	23.427	17.410	17.416	5	12:28:03.069	<b>58.460</b>	+1.072	23.739	17.257	17.464
6	12:28:58.136	<b>58.979</b>	+0.939</										



# Rotax Euro Challenge 2014 Genk

Rotax Juniors

Genk / Belgium 1,360 Km

Pre-Final

06.04.2014 12:00

Race (9 Laps) started at 12:22:57

Lap	Time of Day	Lap Tm	Diff	S1 Tm	S2 Tm	S3 Tm
<b>(50) Leonard Hoogenboom</b>						
1	12:24:00.069	<b>1:01.588</b>	+3.999	25.578	17.981	18.029
2	12:25:06.625	<b>1:06.556</b>	+8.967	31.198	17.626	17.732
3	12:26:10.839	<b>1:04.214</b>	+6.625	23.803	17.600	22.811
4	12:27:09.450	<b>58.611</b>	+1.022	23.673	17.307	17.631
5	12:28:07.577	<b>58.127</b>	+0.538	23.298	17.352	17.477
6	12:29:05.504	<b>57.927</b>	+0.338	23.231	17.301	17.395
7	12:30:03.263	<b>57.759</b>	+0.170	23.152	17.210	17.397
8	12:31:00.934	<b>57.671</b>	+0.082	23.130	17.206	17.335
9	12:31:58.523	<b>57.589</b>		<b>23.111</b>	<b>17.159</b>	<b>17.319</b>

Lap	Time of Day	Lap Tm	Diff	S1 Tm	S2 Tm	S3 Tm
<b>(84) Maciej Chrupek</b>						
1	12:24:04.360	<b>1:04.847</b>	+5.692	27.476	18.246	19.125
2	12:25:05.509	<b>1:01.149</b>	+1.994	24.766	18.118	18.265
3	12:26:06.644	<b>1:01.135</b>	+1.980	24.323	18.102	18.710
4	12:28:04.776	<b>1:58.132</b>	+58.977	23.657	17.578	<b>17.787</b>
5	12:29:04.702	<b>59.926</b>	+0.771	23.948	17.861	18.117
6	12:30:03.857	<b>59.155</b>		<b>23.478</b>	<b>17.232</b>	18.445

Lap	Time of Day	Lap Tm	Diff	S1 Tm	S2 Tm	S3 Tm
<b>(88) Mick Wishofer</b>						
1	12:24:03.338	<b>1:04.190</b>	+4.484	27.993	18.214	17.983
2	12:25:04.007	<b>1:00.669</b>	+0.963	23.856	17.955	18.858
3	12:26:03.713	<b>59.706</b>		24.401	<b>17.786</b>	<b>17.519</b>

Lap	Time of Day	Lap Tm	Diff	S1 Tm	S2 Tm	S3 Tm
<b>(94) Max Hofer</b>						
1	12:24:00.183	<b>1:01.744</b>	+4.472	25.713	18.124	17.907
2	12:25:00.068	<b>59.885</b>	+2.613	24.638	17.591	17.656
3	12:25:58.326	<b>58.258</b>	+0.986	23.382	17.396	17.480
4	12:26:56.784	<b>58.458</b>	+1.186	23.336	17.664	17.458
5	12:27:55.841	<b>59.057</b>	+1.785	23.254	17.940	17.863
6	12:28:56.028	<b>1:00.187</b>	+2.915	25.302	17.421	17.464
7	12:29:53.656	<b>57.628</b>	+0.356	23.141	17.194	17.293
8	12:30:50.928	<b>57.272</b>		22.927	<b>17.131</b>	<b>17.214</b>
9	12:31:48.552	<b>57.624</b>	+0.352	<b>22.885</b>	17.216	17.523

Lap	Time of Day	Lap Tm	Diff	S1 Tm	S2 Tm	S3 Tm
<b>(87) Nicolas Schoell</b>						
1	12:24:03.432	<b>1:04.161</b>	+6.536	27.098	18.547	18.516
2	12:25:04.227	<b>1:00.795</b>	+3.170	24.497	18.204	18.094
3	12:26:10.960	<b>1:06.733</b>	+9.108	24.431	18.818	23.484
4	12:27:09.698	<b>58.738</b>	+1.113	23.676	17.451	17.611
5	12:28:07.914	<b>58.216</b>	+0.591	23.277	17.449	17.490
6	12:29:05.768	<b>57.854</b>	+0.229	23.198	17.199	17.457
7	12:30:03.393	<b>57.625</b>		<b>23.106</b>	17.217	<b>17.302</b>
8	12:31:01.277	<b>57.884</b>	+0.259	23.203	17.276	17.405
9	12:31:58.991	<b>57.714</b>	+0.089	23.127	<b>17.194</b>	17.393

Lap	Time of Day	Lap Tm	Diff	S1 Tm	S2 Tm	S3 Tm
<b>(49) Dave Wooder</b>						
1	12:24:02.756	<b>1:03.780</b>	+5.198	27.227	18.577	17.976
2	12:25:04.051	<b>1:01.295</b>	+2.713	24.792	18.004	18.499
3	12:26:04.566	<b>1:00.515</b>	+1.933	24.087	18.597	17.831
4	12:27:04.330	<b>59.764</b>	+1.182	23.618	18.371	<b>17.775</b>
5	12:28:04.613	<b>1:00.283</b>	+1.701	24.838	17.604	17.841
6	12:29:04.303	<b>59.690</b>	+1.108	24.100	17.524	18.066
7	12:30:02.885	<b>58.582</b>		<b>23.220</b>	17.447	17.915
8	12:31:01.589	<b>58.704</b>	+0.122	23.610	<b>17.317</b>	17.777
9	12:32:00.562	<b>58.973</b>	+0.391	23.343	17.560	18.070

Lap	Time of Day	Lap Tm	Diff	S1 Tm	S2 Tm	S3 Tm
<b>(16) Jean-Baptiste Simmenauer</b>						
1	12:25:14.275	<b>1:00.672</b>	+3.359	25.190	17.783	17.699
2	12:26:12.762	<b>58.487</b>	+1.174	23.467	17.435	17.585
3	12:27:11.311	<b>58.549</b>	+1.236	23.488	17.282	17.779
4	12:28:09.122	<b>57.811</b>	+0.498	23.279	17.227	17.305
5	12:29:06.788	<b>57.666</b>	+0.353	23.118	17.243	17.305
6	12:30:04.438	<b>57.650</b>	+0.337	23.166	17.172	17.312
7	12:31:01.751	<b>57.313</b>		<b>22.967</b>	<b>17.055</b>	<b>17.291</b>
8	12:32:00.623	<b>58.872</b>	+1.559	23.270	17.574	18.028

Lap	Time of Day	Lap Tm	Diff	S1 Tm	S2 Tm	S3 Tm
<b>(72) Toni Toikka</b>						
1	12:24:02.114	<b>1:03.470</b>	+4.923	26.577	18.345	18.548
2	12:25:02.512	<b>1:00.398</b>	+1.851	23.847	18.702	17.849
3	12:26:01.059	<b>58.547</b>		23.632	<b>17.485</b>	<b>17.430</b>

Lap	Time of Day	Lap Tm	Diff	S1 Tm	S2 Tm	S3 Tm
<b>(86) Marcus Armstrong</b>						
1	12:23:59.957	<b>1:01.782</b>		<b>25.811</b>	<b>17.831</b>	<b>18.140</b>

Lap	Time of Day	Lap Tm	Diff	S1 Tm	S2 Tm	S3 Tm
<b>(90) Adrien Renaudin</b>						
1	12:24:32.442	<b>1:33.253</b>		57.208	18.034	<b>18.011</b>

Timekeeping I. and M. Wagner:

Clerk of the course Thomas Lainer:

Steward (Chairman) Horst Seidel:

Chief Scrutineer Paul Klaassen:

[www.mylaps.com](http://www.mylaps.com)  
Licensed to: Motorsport Events

Rotax Euro Challenge  
Class: Juniors  
Date/Time: 06.04.2014 14:20

Track: Genk / Belgium  
Heat: Final  
Laps: 12

Edition 1

Maciej Chrupek	<b>84</b>	Laps EXC Tm. EXC	33
Marcus Armstrong	<b>86</b>	Laps 1 Tm. 1:02.136	31
Jean-Baptiste Simmenauer	<b>16</b>	Laps 8 Tm. 9:02.802	29
Nicolas Schoell	<b>87</b>	Laps 9 Tm. 9:01.170	27
Leonard Hoogenboom	<b>50</b>	Laps 9 Tm. 9:00.702	25
Noah Roovers	<b>85</b>	Laps 9 Tm. 9:00.409	23
Eric Stahl	<b>80</b>	Laps 9 Tm. 8:58.385	21
Berkay Besler	<b>98</b>	Laps 9 Tm. 8:56.684	19
Jack McCarthy	<b>33</b>	Laps 9 Tm. 8:55.774	17
Sanne van Wagenveld	<b>67</b>	Laps 9 Tm. 8:55.432	15
Sandy Mitchell	<b>76</b>	Laps 9 Tm. 8:54.945	13
Danny Kroes	<b>23</b>	Laps 9 Tm. 8:53.869	11
Nick Dunker	<b>40</b>	Laps 9 Tm. 8:50.740	9
Juri Vips	<b>69</b>	Laps 9 Tm. 8:50.165	7
Alex Quinn	<b>36</b>	Laps 9 Tm. 8:47.796	5
Max Timmermans	<b>5</b>	Laps 9 Tm. 8:46.309	3
Thomas Preining	<b>8</b>	Laps 9 Tm. 8:43.161	1

Pole Position

17	Mick Wishofer	<b>88</b>	Laps EXC Tm. EXC	34
16	Adrien Renaudin	<b>90</b>	Laps 1 Tm. 1:34.621	32
15	Toni Toikka	<b>72</b>	Laps 3 Tm. 3:03.238	30
14	Dave Wooder	<b>49</b>	Laps 9 Tm. 9:02.741	28
13	Max Hofer	<b>94</b>	Laps 9 Tm. 9:00.731	26
12	Darren Keane	<b>9</b>	Laps 9 Tm. 9:00.503	24
11	Finlay Hutchison	<b>26</b>	Laps 9 Tm. 8:58.708	22
10	Dzianis Slavinski	<b>58</b>	Laps 9 Tm. 8:56.853	20
9	Marvin Pionke	<b>96</b>	Laps 9 Tm. 8:55.907	18
8	Luc Willemse	<b>64</b>	Laps 9 Tm. 8:55.677	16
7	Dylan Buys	<b>25</b>	Laps 9 Tm. 8:55.369	14
6	Jordan Brown-Nutley	<b>32</b>	Laps 9 Tm. 8:54.748	12
5	Denise De Rooij	<b>63</b>	Laps 9 Tm. 8:53.570	10
4	Louis-Ferdinand Simmenauer	<b>17</b>	Laps 9 Tm. 8:50.354	8
3	Rinus van Kalmthout	<b>12</b>	Laps 9 Tm. 8:50.033	6
2	Richard Verschoor	<b>62</b>	Laps 9 Tm. 8:46.594	4
1	Dean MacDonald	<b>95</b>	Laps 9 Tm. 8:46.000	2

Row

Clerk of the course Thomas Lainer:  
Stewards (Chairman) Horst Seidel:

Scrutineer Paul Klaassen:  
Timekeeping M. Wagner:



# Rotax Euro Challenge 2014 Genk

Rotax Juniors

Genk / Belgium 1,360 Km

Final

**-NEW 4-**

06.04.2014 14:20

Race (12 Laps) started at 14:52:44

Pos	No.	Name	Nat.	Chassis	Race Team	Laps	Total Tm	Diff	Best Tm	In Lap	km/h	Points
1	8	Thomas Preining	AUT	FA Kart	Team TKP	12	11:29.601		56.881	11	86,074	55
2	95	Dean MacDonald	GBR	Tonykart	Strawberry Racing	12	11:31.688	2.087	56.999	12	85,896	52
3	62	Richard Verschoor	NLD	FA Kart	Team TKP	12	11:42.096	12.495	57.583	11	85,025	50
4	58	Dzianis Slavinski	BLR	Tonykart	M-Racing	12	11:43.093	13.492	57.416	7	85,272	49
5	40	Nick Dunker	NLD	Alonso	Dreamteam Racing	12	11:43.203	13.602	57.514	11	85,127	48
6	36	Alex Quinn	GBR	Tonykart	Coles Racing	12	11:43.331	13.730	57.802	6	84,703	47
7	23	Danny Kroes	NLD	Tonykart	Hugo Motorsport	12	11:43.479	13.878	57.265	7	85,497	46
8	63	Denise De Rooij	NLD	Tonykart	Torenvliet Motorsport	12	11:43.670	14.069	57.555	9	85,066	45
9	5	Max Timmermans	BEL	FA Kart	Dan Holland Racing	12	11:43.906	14.305	57.444	11	85,231	44
10	76	Sandy Mitchell	GBR	Tonykart	RL Racing Dept UK	12	11:43.980	14.379	57.218	9	85,567	43
11	50	Leonard Hoogenboom	NLD	Alonso	Dan Holland Racing	12	11:44.438	14.837	57.199	10	85,596	42
12	49	Dave Wooder	GBR	Alonso	Dan Holland Racing	12	11:44.607	15.006	57.134	9	85,693	41
13	67	Sanne van Wagenveld	NLD	Topkart	Topkart	12	11:45.732	16.131	57.520	7	85,118	40
14	25	Dylan Buys	NLD	Intrepid	IRB Racing	12	11:46.315	16.714	57.299	11	85,447	39
15	96	Marvin Pionke	DEU	Tonykart	RS Competition	12	11:46.394	16.793	57.498	11	85,151	38
16	32	Jordan Brown-Nutley	GBR	Tonykart	Coles Racing	12	11:46.467	16.866	57.049	11	85,821	37
17	86	Marcus Armstrong	NZL	Alonso	Dan Holland Racing	12	11:46.799	17.198	57.108	7	85,732	36
18	26	Finlay Hutchison	GBR	Tonykart	Strawberry Racing	12	11:47.060	17.459	57.224	9	85,559	35
19	94	Max Hofer	AUT	Birel	KMS - Birel Motorsport	12	11:48.592	18.991	56.911	10	86,029	34
20	88	Mick Wishofer	AUT	Birel	KMS - Birel Motorsport	12	11:48.716	19.115	57.256	9	85,511	33
21	33	Jack McCarthy	GBR	Tonykart	Strawberry Racing	12	11:48.810	19.209	56.921	9	86,014	32
22	12	Rinus van Kalmthout	NLD	Alonso	VF Racing	12	11:51.947	22.346	57.213	9	85,575	31
23	16	Jean-Baptiste Simmena	FRA	Tonykart	Jana Racing	12	11:52.139	22.538	57.222	9	85,561	30
24	84	Maciej Chrupek	POL	CRG	JR Racing	12	11:52.225	22.624	57.656	10	84,917	29
25	9	Darren Keane	USA	Tonykart	Strawberry Racing	12	11:53.156	23.555	57.551	11	85,072	28
26	69	Juri Vips	EST	Tonykart	Strawberry Racing	12	11:53.414	23.813	57.196	9	85,600	27
27	64	Luc Willemse	NLD	FA Kart	Team TKP	12	11:53.489	23.888	57.142	11	85,681	26
28	87	Nicolas Schoell	AUT	Birel	KMS - Birel Motorsport	12	11:53.697	24.096	57.728	7	84,812	25
29	90	Adrien Renaudin	FRA	Sodikart	KPR	12	11:57.612	28.011	57.492	9	85,160	24
30	72	Toni Toikka	FIN	Tonykart	MPT Racing	12	11:58.234	28.633	57.082	12	85,771	23
31	85	Noah Roovers	BEL	Gillard	DFK	12	11:59.370	29.769	57.442	7	85,234	22
32	80	Eric Stahl	BEL	Alonso	G-Star Raw Racing Team	10	9:52.175	2 Laps	57.615	7	84,978	21
33	17	Louis-Ferdinand Simme	FRA	Tonykart	Jana Racing	4	3:56.679	8 Laps	57.643	4	84,937	20

Not classified

DQ	98	Berkay Besler	TUR	Kosmic	DNR Racing	12	11:45.605	DQ	57.031	7	85,848	0
----	----	---------------	-----	--------	------------	----	-----------	----	--------	---	--------	---

## Announcements

These results are provisional until the conclusion of any judicial and technical matters!

No. 26 warning board

No. 12 + 69 + 85 time penalty 10 sec. / unfair driving

No. 98 excluded from Final / unfair driving

Margin of Victory	Ø km/h	Best Lap Tm	km/h	Best Lap by
2.087	85,197	56.881	86,074	8 - Thomas Preining

Official Timing [www.rgmmc.com](http://www.rgmmc.com)

Orbits

Timekeeping I. and M. Wagner:

Clerk of the course Thomas Lainer:

[www.mylaps.com](http://www.mylaps.com)

Steward (Chairman) Horst Seidel:

Chief Scrutineer Paul Klaassen:

Licensed to: Motorsport Events

Printed: 06.04.2014 17:34:17

posted at:

h



# Rotax Euro Challenge 2014 Genk

## Rotax Juniors

## Genk / Belgium 1,360 Km

### Final

06.04.2014 14:20

### Race (12 Laps) started at 14:52:44

Lap	Time of Day	Lap Tm	Diff	S1 Tm	S2 Tm	S3 Tm	Lap	Time of Day	Lap Tm	Diff	S1 Tm	S2 Tm	S3 Tm
<b>(8) Thomas Preining</b>							<b>(9) Nick Dunker</b>						
1	14:53:43.766	<b>59.443</b>	+2.562	24.011	18.002	17.430	9	15:01:33.527	<b>57.563</b>	+0.147	23.411	16.975	17.177
2	14:54:41.743	<b>57.977</b>	+1.096	23.409	17.242	17.326	10	15:02:31.218	<b>57.691</b>	+0.275	23.038	17.406	17.247
3	14:55:39.591	<b>57.848</b>	+0.967	23.319	17.186	17.343	11	15:03:28.959	<b>57.741</b>	+0.325	23.019	17.462	17.260
4	14:56:36.933	<b>57.342</b>	+0.461	23.090	16.986	17.266	12	15:04:27.416	<b>58.457</b>	+1.041	23.623	17.135	17.699
5	14:57:34.219	<b>57.286</b>	+0.405	23.145	16.973	17.168	<b>(40) Nick Dunker</b>						
6	14:58:31.369	<b>57.150</b>	+0.269	23.017	16.936	17.197	1	14:53:45.118	<b>1:00.440</b>	+2.926	25.216	17.787	17.437
7	14:59:28.842	<b>57.473</b>	+0.592	23.198	17.059	17.216	2	14:54:43.593	<b>58.475</b>	+0.961	23.230	17.839	17.406
8	15:00:25.948	<b>57.106</b>	+0.225	23.017	16.947	17.142	3	14:55:42.572	<b>58.979</b>	+1.465	23.770	17.846	17.363
9	15:01:22.931	<b>56.983</b>	+0.102	22.934	16.958	17.091	4	14:56:40.712	<b>58.140</b>	+0.626	23.427	17.361	17.352
10	15:02:19.846	<b>56.915</b>	+0.034	22.991	<b>16.854</b>	<b>17.070</b>	5	14:57:40.293	<b>59.581</b>	+2.067	24.001	17.958	17.622
11	15:03:16.727	<b>56.881</b>		<b>22.879</b>	16.897	17.105	6	14:58:38.546	<b>58.253</b>	+0.739	23.604	17.386	17.263
12	15:04:13.924	<b>57.197</b>	+0.316	23.050	16.993	17.154	7	14:59:36.454	<b>57.908</b>	+0.394	23.102	17.323	17.483
<b>(95) Dean MacDonald</b>							8	15:00:35.675	<b>59.221</b>	+1.707	23.159	18.493	17.569
1	14:53:44.192	<b>59.772</b>	+2.773	24.057	18.163	17.552	9	15:01:34.012	<b>58.337</b>	+0.823	23.812	17.358	<b>17.167</b>
2	14:54:42.500	<b>58.308</b>	+1.309	23.478	17.271	17.559	10	15:02:31.886	<b>57.874</b>	+0.360	23.035	<b>17.178</b>	17.661
3	14:55:40.716	<b>58.216</b>	+1.217	23.479	17.296	17.441	11	15:03:29.400	<b>57.514</b>		<b>23.004</b>	17.276	17.234
4	14:56:38.359	<b>57.643</b>	+0.644	23.214	17.094	17.335	12	15:04:27.526	<b>58.126</b>	+0.612	23.332	17.334	17.460
5	14:57:35.850	<b>57.491</b>	+0.492	23.156	17.031	17.304	<b>(36) Alex Quinn</b>						
6	14:58:33.200	<b>57.350</b>	+0.351	23.000	17.040	17.310	1	14:53:44.592	<b>1:00.123</b>	+2.321	24.525	17.911	17.687
7	14:59:30.747	<b>57.547</b>	+0.548	23.222	17.038	17.287	2	14:54:43.751	<b>59.159</b>	+1.357	23.479	18.314	17.366
8	15:00:27.881	<b>57.134</b>	+0.135	22.997	16.947	17.190	3	14:55:41.740	<b>57.989</b>	+0.187	23.411	17.212	17.366
9	15:01:24.965	<b>57.084</b>	+0.085	22.980	16.910	17.194	4	14:56:40.210	<b>58.470</b>	+0.668	23.612	17.289	17.569
10	15:02:21.998	<b>57.033</b>	+0.034	23.001	16.894	<b>17.138</b>	5	14:57:39.190	<b>58.980</b>	+1.178	23.414	18.264	17.302
11	15:03:19.012	<b>57.014</b>	+0.015	<b>22.895</b>	<b>16.884</b>	17.235	6	14:58:36.992	<b>57.802</b>		23.293	<b>17.183</b>	17.326
12	15:04:16.011	<b>56.999</b>		22.905	16.894	17.200	7	14:59:35.000	<b>58.008</b>	+0.206	<b>23.137</b>	17.626	17.245
<b>(12) Rinus van Kalmthout</b>							8	15:00:33.263	<b>58.263</b>	+0.461	23.366	17.642	17.255
1	14:53:44.660	<b>1:00.070</b>	+2.857	24.602	17.908	17.560	9	15:01:31.514	<b>58.251</b>	+0.449	23.570	17.353	17.328
2	14:54:43.123	<b>58.463</b>	+1.250	23.524	17.630	17.309	10	15:02:30.145	<b>58.631</b>	+0.829	23.443	17.841	17.347
3	14:55:41.468	<b>58.345</b>	+1.132	23.332	17.402	17.611	11	15:03:28.580	<b>58.435</b>	+0.633	23.673	17.583	<b>17.179</b>
4	14:56:40.274	<b>58.806</b>	+1.593	23.472	17.615	17.719	12	15:04:27.654	<b>59.074</b>	+1.272	23.536	17.229	18.309
5	14:57:40.054	<b>59.780</b>	+2.567	24.355	17.952	17.473	<b>(69) Juri Vips</b>						
6	14:58:37.565	<b>57.511</b>	+0.298	23.231	17.048	17.232	1	14:53:45.955	<b>1:01.372</b>	+4.176	25.064	18.760	17.548
7	14:59:35.800	<b>58.235</b>	+1.022	23.017	17.624	17.594	2	14:54:44.104	<b>58.149</b>	+0.953	23.450	17.271	17.428
8	15:00:35.783	<b>59.983</b>	+2.770	23.136	19.369	17.478	3	14:55:43.146	<b>59.042</b>	+1.846	23.344	18.325	17.373
9	15:01:32.996	<b>57.213</b>		23.069	16.963	<b>17.181</b>	4	14:56:40.851	<b>57.705</b>	+0.509	23.178	17.186	17.341
10	15:02:30.956	<b>57.960</b>	+0.747	<b>22.897</b>	17.868	17.195	5	14:57:40.147	<b>59.296</b>	+2.100	23.284	18.220	17.792
11	15:03:28.798	<b>57.842</b>	+0.629	23.081	17.559	17.202	6	14:58:38.312	<b>58.165</b>	+0.969	23.566	17.382	17.217
12	15:04:26.270	<b>57.472</b>	+0.259	23.151	<b>16.956</b>	17.365	7	14:59:35.724	<b>57.412</b>	+0.216	23.045	17.115	17.252
<b>(62) Richard Verschoor</b>							8	15:00:34.495	<b>58.771</b>	+1.575	23.280	18.253	17.238
1	14:53:44.378	<b>59.884</b>	+2.301	24.252	18.043	17.589	9	15:01:31.691	<b>57.196</b>		<b>23.024</b>	<b>17.007</b>	<b>17.165</b>
2	14:54:42.438	<b>58.060</b>	+0.477	23.503	17.285	17.272	10	15:02:30.446	<b>58.755</b>	+1.559	23.344	18.062	17.349
3	14:55:41.393	<b>58.955</b>	+1.372	24.065	17.476	17.414	11	15:03:29.064	<b>58.618</b>	+1.422	23.973	17.466	17.179
4	14:56:39.965	<b>58.572</b>	+0.989	23.635	17.207	17.730	12	15:04:27.737	<b>58.673</b>	+1.477	23.131	17.284	18.258
5	14:57:38.917	<b>58.952</b>	+1.369	23.617	18.077	17.258	<b>(23) Danny Kroes</b>						
6	14:58:36.720	<b>57.803</b>	+0.220	23.493	16.966	17.344	1	14:53:48.452	<b>1:03.678</b>	+6.413	24.795	20.577	18.306
7	14:59:35.181	<b>58.461</b>	+0.878	23.299	18.004	17.158	2	14:54:46.505	<b>58.053</b>	+0.788	23.438	17.328	17.287
8	15:00:32.842	<b>57.661</b>	+0.078	23.280	17.219	17.162	3	14:55:45.190	<b>58.685</b>	+1.420	23.436	17.897	17.352
9	15:01:31.065	<b>58.223</b>	+0.640	24.049	17.070	17.104	4	14:56:43.820	<b>58.630</b>	+1.365	23.545	17.673	17.412
10	15:02:30.727	<b>59.662</b>	+2.079	24.027	18.511	17.124	5	14:57:43.129	<b>59.309</b>	+2.044	24.131	17.528	17.650
11	15:03:28.310	<b>57.583</b>		23.164	17.330	<b>17.089</b>	6	14:58:40.726	<b>57.597</b>	+0.332	23.282	17.111	17.204
12	15:04:26.419	<b>58.109</b>	+0.526	<b>23.124</b>	<b>16.724</b>	18.261	7	14:59:37.991	<b>57.265</b>		23.018	<b>17.060</b>	17.187
<b>(58) Dzianis Stavinski</b>							8	15:00:36.040	<b>58.049</b>	+0.784	23.035	17.469	17.545
1	14:53:48.788	<b>1:03.492</b>	+6.076	26.691	18.289	18.512	9	15:01:33.845	<b>57.805</b>	+0.540	23.426	17.224	17.155
2	14:54:47.374	<b>58.586</b>	+1.170	23.801	17.387	17.398	10	15:02:31.817	<b>57.972</b>	+0.707	23.064	17.197	17.711
3	14:55:45.437	<b>58.063</b>	+0.647	23.096	17.721	17.246	11	15:03:29.168	<b>57.351</b>	+0.086	<b>22.951</b>	17.256	<b>17.144</b>
4	14:56:43.969	<b>58.532</b>	+1.116	23.371	17.777	17.384	12	15:04:27.802	<b>58.634</b>	+1.369	23.479	17.788	17.367
5	14:57:42.572	<b>58.603</b>	+1.187	24.025	17.276	17.302	<b>(63) Denise De Rooij</b>						
6	14:58:40.006	<b>57.434</b>	+0.018	23.192	17.013	17.229	1	14:53:46.291	<b>1:01.559</b>	+4.004	25.363	18.655	17.541
7	14:59:37.422	<b>57.416</b>		23.332	<b>16.933</b>	<b>17.151</b>	2	14:54:44.369	<b>58.078</b>	+0.523	23.369	17.298	17.411
8	15:00:35.964	<b>58.542</b>	+1.126	<b>22.935</b>	18.044	17.563	3	14:55:42.767	<b>58.398</b>	+0.843	23.179	17.870	17.349
							4	14:56:40.441	<b>57.674</b>	+0.119	23.172	<b>17.133</b>	17.369

Timekeeping I. and M. Wagner:



Clerk of the course Thomas Lainer:

www.mylaps.com

Steward (Chairman) Horst Seidel:

Chief Scrutineer Paul Klaassen:

Licensed to: Motorsport Events



# Rotax Euro Challenge 2014 Genk

## Rotax Juniors

## Genk / Belgium 1,360 Km

### Final

06.04.2014 14:20

### Race (12 Laps) started at 14:52:44

Lap	Time of Day	Lap Tm	Diff	S1 Tm	S2 Tm	S3 Tm	Lap	Time of Day	Lap Tm	Diff	S1 Tm	S2 Tm	S3 Tm
<b>(5) Max Timmermans</b>													
1	14:53:44.132	59.741	+2.297	24.003	18.171	17.567	1	14:53:47.846	1:02.631	+5.600	25.662	18.685	18.284
2	14:54:42.882	58.750	+1.306	23.667	17.668	17.415	2	14:54:45.569	57.723	+0.692	23.269	17.148	17.306
3	14:55:41.635	58.753	+1.309	23.778	17.627	17.348	3	14:55:44.020	58.451	+1.420	23.109	17.402	17.940
4	14:56:39.952	58.317	+0.873	23.612	17.101	17.604	4	14:56:41.607	57.587	+0.556	23.266	17.065	17.256
5	14:57:39.625	59.673	+2.229	23.554	18.576	17.543	5	14:57:46.596	1:04.989	+7.958	29.119	18.608	17.262
6	14:58:37.331	57.706	+0.262	23.435	17.011	17.260	6	14:58:44.435	57.839	+0.808	23.334	17.364	17.141
7	14:59:35.662	58.331	+0.887	23.128	17.904	17.299	7	14:59:41.466	57.031		22.953	16.981	17.097
8	15:00:33.127	57.465	+0.021	23.049	17.167	17.249	8	15:00:39.459	57.993	+0.962	23.437	16.961	17.595
9	15:01:30.915	57.788	+0.344	23.541	16.946	17.301	9	15:01:36.839	57.380	+0.349	23.018	16.947	17.415
10	15:02:30.324	59.409	+1.965	23.966	18.094	17.349	10	15:02:34.066	57.227	+0.196	23.068	16.934	17.225
11	15:03:27.768	57.444		23.150	17.031	17.263	11	15:03:31.252	57.186	+0.155	22.891	17.218	17.077
12	15:04:28.229	1:00.461	+3.017	23.161	17.020	20.280	12	15:04:29.928	58.676	+1.645	22.957	18.075	17.644
<b>(67) Sanne van Wagensveld</b>													
1	14:53:47.283						1	14:53:47.283	1:02.331	+4.811	25.410	18.621	18.300
2	14:54:45.835	58.552	+1.032	23.421	17.324	17.807	2	14:54:45.835	58.552	+1.032	23.421	17.324	17.807
3	14:55:45.073	59.238	+1.718	23.946	17.747	17.545	3	14:55:45.073	59.238	+1.718	23.946	17.747	17.545
4	14:56:43.693	58.620	+1.100	23.538	17.542	17.540	4	14:56:43.693	58.620	+1.100	23.538	17.542	17.540
5	14:57:42.461	58.768	+1.248	24.014	17.332	17.422	5	14:57:42.461	58.768	+1.248	24.014	17.332	17.422
6	14:58:41.106	58.645	+1.125	23.971	17.402	17.272	6	14:58:41.106	58.645	+1.125	23.971	17.402	17.272
7	14:59:38.626	57.520		23.088	17.158	17.274	7	14:59:38.626	57.520		23.088	17.158	17.274
8	15:00:37.316	58.690	+1.170	23.130	18.093	17.467	8	15:00:37.316	58.690	+1.170	23.130	18.093	17.467
9	15:01:35.942	58.626	+1.106	24.178	17.177	17.271	9	15:01:35.942	58.626	+1.106	24.178	17.177	17.271
10	15:02:34.214	58.272	+0.752	23.649	17.107	17.516	10	15:02:34.214	58.272	+0.752	23.649	17.107	17.516
11	15:03:31.888	57.674	+0.154	23.175	17.274	17.225	11	15:03:31.888	57.674	+0.154	23.175	17.274	17.225
12	15:04:30.055	58.167	+0.647	23.285	17.193	17.689	12	15:04:30.055	58.167	+0.647	23.285	17.193	17.689
<b>(25) Dylan Buys</b>													
1	14:53:48.368	1:03.392	+6.093	26.882	18.197	18.313	1	14:53:48.368	1:03.392	+6.093	26.882	18.197	18.313
2	14:54:46.349	57.981	+0.682	23.380	17.285	17.316	2	14:54:46.349	57.981	+0.682	23.380	17.285	17.316
3	14:55:46.872	1:00.523	+3.224	23.512	19.065	17.946	3	14:55:46.872	1:00.523	+3.224	23.512	19.065	17.946
4	14:56:46.084	59.212	+1.913	23.598	17.544	18.070	4	14:56:46.084	59.212	+1.913	23.598	17.544	18.070
5	14:57:44.170	58.086	+0.787	23.525	17.227	17.334	5	14:57:44.170	58.086	+0.787	23.525	17.227	17.334
6	14:58:41.719	57.549	+0.250	23.226	17.115	17.208	6	14:58:41.719	57.549	+0.250	23.226	17.115	17.208
7	14:59:40.335	58.616	+1.317	23.132	17.315	18.169	7	14:59:40.335	58.616	+1.317	23.132	17.315	18.169
8	15:00:39.745	59.410	+2.111	24.675	17.400	17.335	8	15:00:39.745	59.410	+2.111	24.675	17.400	17.335
9	15:01:37.546	57.801	+0.502	23.363	17.136	17.302	9	15:01:37.546	57.801	+0.502	23.363	17.136	17.302
10	15:02:35.213	57.667	+0.368	23.397	17.045	17.225	10	15:02:35.213	57.667	+0.368	23.397	17.045	17.225
11	15:03:32.512	57.299		22.959	17.177	17.163	11	15:03:32.512	57.299		22.959	17.177	17.163
12	15:04:30.638	58.126	+0.827	23.073	17.137	17.916	12	15:04:30.638	58.126	+0.827	23.073	17.137	17.916
<b>(96) Marvin Pionke</b>													
1	14:53:47.684	1:02.564	+5.066	25.890	18.655	18.019	1	14:53:47.684	1:02.564	+5.066	25.890	18.655	18.019
2	14:54:45.896	58.212	+0.714	23.589	17.264	17.359	2	14:54:45.896	58.212	+0.714	23.589	17.264	17.359
3	14:55:44.225	58.329	+0.831	23.533	17.422	17.414	3	14:55:44.225	58.329	+0.831	23.533	17.422	17.414
4	14:56:42.194	57.969	+0.471	23.336	17.252	17.381	4	14:56:42.194	57.969	+0.471	23.336	17.252	17.381
5	14:57:40.444	58.250	+0.752	23.174	17.748	17.328	5	14:57:40.444	58.250	+0.752	23.174	17.748	17.328
6	14:58:38.927	58.483	+0.985	23.668	17.364	17.451	6	14:58:38.927	58.483	+0.985	23.668	17.364	17.451
7	14:59:36.657	57.730	+0.232	23.025	17.318	17.387	7	14:59:36.657	57.730	+0.232	23.025	17.318	17.387
8	15:00:39.364	1:02.707	+5.209	23.025	21.444	18.238	8	15:00:39.364	1:02.707	+5.209	23.025	21.444	18.238
9	15:01:37.427	58.063	+0.565	23.405	17.088	17.570	9	15:01:37.427	58.063	+0.565	23.405	17.088	17.570
10	15:02:35.399	57.972	+0.474	23.623	17.122	17.227	10	15:02:35.399	57.972	+0.474	23.623	17.122	17.227
11	15:03:32.897	57.498		23.368	16.953	17.177	11	15:03:32.897	57.498		23.368	16.953	17.177
12	15:04:30.717	57.820	+0.322	23.072	17.130	17.618	12	15:04:30.717	57.820	+0.322	23.072	17.130	17.618
<b>(32) Jordan Brown-Nutley</b>													
1	14:53:55.484	1:10.591	+13.542	25.926	18.505	26.160	1	14:53:55.484	1:10.591	+13.542	25.926	18.505	26.160
2	14:54:54.983	59.499	+2.450	24.400	17.551	17.548	2	14:54:54.983	59.499	+2.450	24.400	17.551	17.548
3	14:55:52.971	57.988	+0.939	23.281	17.317	17.390	3	14:55:52.971	57.988	+0.939	23.281	17.317	17.390
4	14:56:50.449	57.478	+0.429	23.136	17.069	17.273	4	14:56:50.449	57.478	+0.429	23.136	17.069	17.273
5	14:57:48.346	57.897	+0.848	22.944	17.674	17.279	5	14:57:48.346	57.897	+0.848	22.944	17.674	17.279
6	14:58:46.465	58.119	+1.070	23.203	17.162	17.754	6	14:58:46.465	58.119	+1.070	23.203	17.162	17.754
7	14:59:43.767	57.302	+0.253	23.040	17.040	17.222	7	14:59:43.767	57.302	+0.253	23.040	17.040	17.222
8	15:00:41.091	57.324	+0.275	23.071	16.990	17.263	8	15:00:41.091	57.324	+0.275	23.071	16.990	17.263
9	15:01:38.238	57.147	+0.098	22.964	17.043	17.140	9	15:01:38.238	57.147	+0.098	22.964	17.043	17.140
10	15:02:35.593	57.355	+0.306	23.182	17.037	17.136	10	15:02:35.593	57.355	+0.306	23.182	17.037	17.136
<b>(98) Berkay Besler</b>													
1	14:53:50.969	1:05.063	+7.929	27.673	18.683	18.707	1	14:53:50.969	1:05.063	+7.929	27.673	18.683	18.707
2	14:54:49.635	58.666	+1.532	23.897	17.406	17.363	2	14:54:49.635	58.666	+1.532	23.897	17.406	17.363
3	14:55:48.274	58.639	+1.505	24.048	17.252	17.339	3	14:55:48.274	58.639	+1.505	24.048	17.252	17.339
4	14:56:46.675	58.401	+1.267	23.844	17.163	17.394	4	14:56:46.675	58.401	+1.267	23.844	17.163	17.394
5	14:57:44.557	57.882	+0.748	23.573	17.111	17.198	5	14:57:44.557	57.882	+0.748	23.573	17.111	17.198
6	14:58:42.177	57.620	+0.486	23.381	17.039	17.200	6	14:58:42.177	57.620	+0.486	23.381	17.039	17.200
7	14:59:39.813	57.636	+0.502	22.881	17.194	17.561	7	14:59:39.813	57.636	+0.502	22.881	17.194	17.561
8	15:00:37.525	57.712	+0.578	22.923	17.266	17.523	8	15:00:37.525	57.712	+0.578	22.923	17.266	17.523
9	15:01:34.659	57.134		22.982	16.976	17.1							



# Rotax Euro Challenge 2014 Genk

## Rotax Juniors

Genk / Belgium 1,360 Km

### Final

06.04.2014 14:20

### Race (12 Laps) started at 14:52:44

Lap	Time of Day	Lap Tm	Diff	S1 Tm	S2 Tm	S3 Tm	Lap	Time of Day	Lap Tm	Diff	S1 Tm	S2 Tm	S3 Tm
<b>(86) Marcus Armstrong</b>													
1	14:53:49.454	<b>1:03.207</b>	+6.099	26.959	18.407	17.841	7	14:59:44.963	<b>57.921</b>	+1.000	23.514	17.271	17.136
2	14:54:47.841	<b>58.387</b>	+1.279	23.657	17.380	17.350	8	15:00:42.134	<b>57.171</b>	+0.250	23.081	16.990	17.100
3	14:55:46.771	<b>58.930</b>	+1.822	23.102	17.834	17.994	9	15:01:39.055	<b>56.921</b>		22.921	16.932	<b>17.068</b>
4	14:56:45.134	<b>58.363</b>	+1.255	23.627	17.278	17.458	10	15:02:36.137	<b>57.082</b>	+0.161	23.020	16.988	17.074
5	14:57:42.864	<b>57.730</b>	+0.622	23.323	17.146	17.261	11	15:03:36.086	<b>59.949</b>	+3.028	25.643	17.210	17.096
6	14:58:40.149	<b>57.285</b>	+0.177	23.206	16.958	<b>17.121</b>	12	15:04:33.133	<b>57.047</b>	+0.126	<b>22.794</b>	<b>16.845</b>	17.408
7	14:59:37.257	<b>57.108</b>		22.920	16.984	17.204	<b>(85) Noah Roovers</b>						
8	15:00:37.764	<b>1:00.507</b>	+3.399	<b>22.884</b>	19.810	17.813	1	14:53:49.384	<b>1:03.771</b>	+6.329	27.315	18.545	17.911
9	15:01:35.112	<b>57.348</b>	+0.240	23.157	17.011	17.180	2	14:54:48.634	<b>59.250</b>	+1.808	24.159	17.333	17.758
10	15:02:32.301	<b>57.189</b>	+0.081	23.006	<b>16.941</b>	17.242	3	14:55:47.696	<b>59.062</b>	+1.620	24.150	17.421	17.491
11	15:03:30.234	<b>57.933</b>	+0.825	23.717	16.996	17.220	4	14:56:46.525	<b>58.829</b>	+1.387	24.028	17.195	17.606
12	15:04:31.122	<b>1:00.888</b>	+3.780	22.966	20.139	17.783	5	14:57:45.332	<b>58.807</b>	+1.365	24.232	17.219	17.356
<b>(26) Finlay Hutchison</b>							6	14:58:43.639	<b>58.307</b>	+0.865	23.625	17.403	17.279
1	14:53:51.188	<b>1:05.790</b>	+8.566	27.255	19.328	19.207	7	14:59:41.081	<b>57.442</b>		<b>23.142</b>	17.039	17.261
2	14:54:52.949	<b>1:01.761</b>	+4.537	24.442	18.923	18.396	8	15:00:39.202	<b>58.121</b>	+0.679	23.511	16.998	17.612
3	14:55:51.227	<b>58.278</b>	+1.054	23.451	17.380	17.447	9	15:01:38.936	<b>59.734</b>	+2.292	25.609	16.978	<b>17.147</b>
4	14:56:49.376	<b>58.149</b>	+0.925	23.485	17.368	17.296	10	15:02:36.679	<b>57.743</b>	+0.301	23.403	17.079	17.261
5	14:57:47.581	<b>58.205</b>	+0.981	23.482	17.169	17.554	11	15:03:33.787	<b>58.108</b>	+0.666	23.903	17.005	17.200
6	14:58:46.229	<b>58.648</b>	+1.424	23.159	17.318	18.171	12	15:04:33.693	<b>58.906</b>	+1.464	23.214	<b>16.977</b>	18.715
7	14:59:43.836	<b>57.607</b>	+0.383	23.153	17.036	17.418	<b>(16) Jean-Baptiste Simmenauer</b>						
8	15:00:41.447	<b>57.611</b>	+0.387	23.276	17.116	17.219	1	14:53:51.641	<b>1:05.647</b>	+8.425	27.552	18.842	19.253
9	15:01:38.671	<b>57.224</b>		<b>23.015</b>	<b>16.960</b>	17.249	2	14:54:52.692	<b>1:01.051</b>	+3.829	24.935	18.035	18.081
10	15:02:36.042	<b>57.371</b>	+0.147	23.097	17.145	<b>17.129</b>	3	14:55:51.385	<b>58.693</b>	+1.471	23.847	17.440	17.406
11	15:03:33.885	<b>57.843</b>	+0.619	23.508	17.118	17.217	4	14:56:49.825	<b>58.440</b>	+1.218	23.701	17.852	17.387
12	15:04:31.383	<b>57.498</b>	+0.274	23.024	16.984	17.490	5	14:57:48.941	<b>59.116</b>	+1.894	23.472	18.115	17.529
<b>(94) Max Hofer</b>							6	14:58:47.141	<b>58.200</b>	+0.978	23.249	17.585	17.366
1	14:53:51.252	<b>1:05.535</b>	+8.624	27.904	18.937	18.694	7	14:59:44.857	<b>57.716</b>	+0.494	23.259	17.200	17.257
2	14:54:49.918	<b>58.666</b>	+1.755	24.094	17.307	17.265	8	15:00:43.253	<b>58.396</b>	+1.174	23.452	17.687	17.257
3	14:55:48.401	<b>58.483</b>	+1.572	23.633	17.274	17.576	9	15:01:40.475	<b>57.222</b>		23.120	<b>17.069</b>	<b>17.033</b>
4	14:56:47.013	<b>58.612</b>	+1.701	24.029	17.155	17.428	10	15:02:38.032	<b>57.557</b>	+0.335	<b>23.070</b>	17.210	17.277
5	14:57:45.391	<b>58.378</b>	+1.467	23.816	17.318	17.244	11	15:03:37.978	<b>59.946</b>	+2.724	23.527	18.692	17.727
6	14:58:43.252	<b>57.861</b>	+0.950	23.591	17.176	<b>17.094</b>	12	15:04:36.462	<b>58.484</b>	+1.262	23.289	17.123	18.072
7	14:59:40.677	<b>57.425</b>	+0.514	22.940	17.241	17.244	<b>(84) Maciej Chrupek</b>						
8	15:00:38.643	<b>57.966</b>	+1.055	23.025	17.097	17.844	1	14:53:51.820	<b>1:05.404</b>	+7.748	27.754	18.824	18.826
9	15:01:36.203	<b>57.560</b>	+0.649	23.112	17.280	17.168	2	14:54:52.285	<b>1:00.465</b>	+2.809	24.735	18.070	17.660
10	15:02:33.114	<b>56.911</b>		<b>22.864</b>	<b>16.902</b>	17.145	3	14:55:51.006	<b>58.721</b>	+1.065	23.541	17.399	17.781
11	15:03:30.691	<b>57.577</b>	+0.666	23.419	17.040	17.118	4	14:56:49.238	<b>58.232</b>	+0.576	23.477	17.257	17.498
12	15:04:32.915	<b>1:02.224</b>	+5.313	22.889	20.983	18.352	5	14:57:48.221	<b>58.983</b>	+1.327	23.967	17.563	17.453
<b>(88) Mick Wishofer</b>							6	14:58:47.581	<b>59.360</b>	+1.704	23.793	18.121	17.446
1	14:53:51.427	<b>1:05.204</b>	+7.948	27.127	18.707	19.370	7	14:59:45.725	<b>58.144</b>	+0.488	23.438	17.420	<b>17.286</b>
2	14:54:52.163	<b>1:00.736</b>	+3.480	24.302	18.303	18.131	8	15:00:43.513	<b>57.788</b>	+0.132	<b>23.212</b>	17.195	17.381
3	14:55:50.927	<b>58.764</b>	+1.508	23.741	17.405	17.618	9	15:01:41.231	<b>57.718</b>	+0.062	23.265	17.145	17.308
4	14:56:50.004	<b>59.077</b>	+1.821	24.077	17.666	17.334	10	15:02:38.887	<b>57.656</b>		23.251	<b>17.101</b>	17.304
5	14:57:48.676	<b>58.672</b>	+1.416	23.270	18.018	17.384	11	15:03:37.926	<b>59.039</b>	+1.383	23.352	18.142	17.545
6	14:58:46.972	<b>58.296</b>	+1.040	23.379	17.430	17.487	12	15:04:36.548	<b>58.622</b>	+0.966	23.665	17.179	17.778
7	14:59:45.279	<b>58.307</b>	+1.051	23.361	17.686	17.260	<b>(9) Darren Keane</b>						
8	15:00:43.085	<b>57.806</b>	+0.550	23.121	17.397	17.288	1	14:53:48.627	<b>1:03.151</b>	+5.600	26.704	18.479	17.968
9	15:01:40.341	<b>57.256</b>		23.121	16.949	<b>17.186</b>	2	14:54:47.441	<b>58.814</b>	+1.263	23.821	17.400	17.593
10	15:02:37.736	<b>57.395</b>	+0.139	<b>23.003</b>	17.108	17.284	3	14:55:46.412	<b>58.971</b>	+1.420	23.321	17.940	17.710
11	15:03:35.379	<b>57.643</b>	+0.387	23.456	16.980	17.207	4	14:56:45.258	<b>58.846</b>	+1.295	23.772	17.323	17.751
12	15:04:33.039	<b>57.660</b>	+0.404	23.006	<b>16.933</b>	17.721	5	14:57:43.500	<b>58.242</b>	+0.691	23.589	17.266	17.387
<b>(33) Jack McCarthy</b>							6	14:58:41.421	<b>57.921</b>	+0.370	23.262	17.270	17.389
1	14:53:51.678	<b>1:06.535</b>	+9.614	28.784	18.845	18.906	7	14:59:39.099	<b>57.678</b>	+0.127	23.123	17.254	17.301
2	14:54:51.029	<b>59.351</b>	+2.430	24.134	17.953	17.264	8	15:00:38.226	<b>59.127</b>	+1.576	23.115	17.876	18.136
3	14:55:48.443	<b>57.414</b>	+0.493	23.012	17.073	17.329	9	15:01:36.501	<b>58.275</b>	+0.724	23.440	17.311	17.524
4	14:56:47.073	<b>58.630</b>	+1.709	23.781	17.158	17.691	10	15:02:34.748	<b>58.247</b>	+0.696	23.690	17.229	17.328
5	14:57:46.390	<b>59.317</b>	+2.396	23.969	17.906	17.442	11	15:03:32.299	<b>57.551</b>		23.111	17.187	<b>17.253</b>
6	14:58:47.042	<b>1:00.652</b>	+3.731	23.533	18.066	19.053	12	15:04:37.479	<b>1:05.180</b>	+7.629	<b>23.100</b>	<b>17.164</b>	24.916
<b>(64) Luc Willemse</b>							1	14:53:51.884	<b>1:06.836</b>	+9.694	31.545	17.538	17.753
2	14:54:52.016	<b>1:00.132</b>	+2.990	24.623	17.669	17.840							

Timekeeping I. and M. Wagner:

Clerk of the course Thomas Lainer:

www.mylaps.com

Steward (Chairman) Horst Seidel:

Chief Scrutineer Paul Klaassen:

Licensed to: Motorsport Events





# Rotax Euro Challenge 2014 Genk

Rotax Juniors

Genk / Belgium 1,360 Km

Final

06.04.2014 14:20

Race (12 Laps) started at 14:52:44

Lap	Time of Day	Lap Tm	Diff	S1 Tm	S2 Tm	S3 Tm	Lap	Time of Day	Lap Tm	Diff	S1 Tm	S2 Tm	S3 Tm
3	14:55:49.744	57.728	+0.586	23.213	17.221	17.294	1	14:53:46.077	1:01.424	+3.781	25.458	18.463	17.503
4	14:56:47.292	57.548	+0.406	23.051	17.139	17.358	2	14:54:44.817	58.740	+1.097	23.437	17.355	17.948
5	14:57:55.657	1:08.365	+11.223	23.826	17.830	26.709	3	14:55:43.359	58.542	+0.899	23.266	17.786	17.490
6	14:58:53.751	58.094	+0.952	23.627	17.131	17.336	4	14:56:41.002	57.643		23.169	17.146	17.328
7	14:59:51.365	57.614	+0.472	23.214	17.129	17.271							
8	15:00:48.740	57.375	+0.233	23.025	17.041	17.309							
9	15:01:45.982	57.242	+0.100	23.028	17.013	17.201							
10	15:02:43.186	57.204	+0.062	22.978	17.051	17.175							
11	15:03:40.328	57.142		23.039	16.943	17.160							
12	15:04:37.812	57.484	+0.342	22.984	17.141	17.359							

(87) Nicolas Schoell

1	14:53:49.115	1:03.354	+5.626	26.544	18.515	18.295
2	14:54:48.818	59.703	+1.975	24.498	17.584	17.621
3	14:55:47.474	58.656	+0.928	23.747	17.435	17.474
4	14:56:46.050	58.576	+0.848	23.217	17.631	17.728
5	14:57:44.976	58.926	+1.198	23.782	17.802	17.342
6	14:58:43.025	58.049	+0.321	23.627	17.134	17.288
7	14:59:40.753	57.728		23.064	17.218	17.446
8	15:00:38.983	58.230	+0.502	23.443	17.085	17.702
9	15:01:39.989	1:01.006	+3.278	26.647	17.126	17.233
10	15:02:37.868	57.879	+0.151	23.105	17.567	17.207
11	15:03:40.089	1:02.221	+4.493	23.521	21.329	17.371
12	15:04:38.020	57.931	+0.203	23.154	17.478	17.299

(90) Adrien Renaudin

1	14:53:51.508	1:05.036	+7.544	27.280	18.942	18.814
2	14:54:51.425	59.917	+2.425	24.727	17.708	17.482
3	14:55:49.895	58.470	+0.978	23.174	17.359	17.937
4	14:56:48.347	58.452	+0.960	23.384	17.205	17.863
5	14:57:55.761	1:07.414	+9.922	23.339	17.840	26.235
6	14:58:54.140	58.379	+0.887	23.738	17.266	17.375
7	14:59:51.792	57.652	+0.160	23.154	17.155	17.343
8	15:00:49.526	57.734	+0.242	23.203	17.221	17.310
9	15:01:47.018	57.492		23.077	17.140	17.275
10	15:02:44.963	57.945	+0.453	23.283	17.112	17.550
11	15:03:43.701	58.738	+1.246	23.984	17.320	17.434
12	15:04:41.935	58.234	+0.742	23.403	17.221	17.610

(72) Toni Toikka

1	14:53:49.023	1:02.946	+5.864	26.659	18.458	17.829
2	14:54:48.742	59.719	+2.637	23.875	17.797	18.047
3	14:55:47.845	59.103	+2.021	24.169	17.432	17.502
4	14:56:46.384	58.539	+1.457	23.428	17.201	17.910
5	14:57:59.427	1:13.043	+15.961	24.551	17.899	30.593
6	14:58:58.611	59.184	+2.102	24.185	17.449	17.550
7	14:59:56.418	57.807	+0.725	23.295	17.166	17.346
8	15:00:53.807	57.389	+0.307	23.112	17.050	17.227
9	15:01:50.964	57.157	+0.075	23.014	17.011	17.132
10	15:02:48.157	57.193	+0.111	22.999	16.917	17.277
11	15:03:45.475	57.318	+0.236	23.029	17.045	17.244
12	15:04:42.557	57.082		22.940	16.993	17.149

(80) Eric Stahl

1	14:53:48.936	1:03.393	+5.778	26.861	18.526	18.006
2	14:54:47.645	58.709	+1.094	23.879	17.440	17.390
3	14:55:46.543	58.898	+1.283	23.561	17.614	17.723
4	14:56:46.311	59.768	+2.153	24.012	17.523	18.233
5	14:57:45.134	58.823	+1.208	24.136	17.380	17.307
6	14:58:42.779	57.645	+0.030	23.235	17.127	17.283
7	14:59:40.394	57.615		23.157	17.190	17.268
8	15:00:38.713	58.319	+0.704	23.632	17.120	17.567
9	15:01:37.425	58.712	+1.097	23.404	17.217	18.091
10	15:02:36.498	59.073	+1.458	24.125	17.618	17.330

(17) Louis-Ferdinand Simmenauer