



Rotax Euro Challenge 2013 Laghi / Italy

Rotax Seniors

Laghi / Italy 1,256 Km

Non Qualifying Practice Odd Numbers

2013-05-24 11:00

Practice (7:00 Time) started at 11:00:01

Pos	No.	Name	Nat.	Chassis	Race Team	Laps	Best Tm	Diff	Gap In Lap	km/h
1	297	Max VERSTAPPEN	ITA	CRG	CRG SPA	7	51.631			7 87,575
2	255	Ludvig MORIN	SWE	Kosmic	Morin Racing	7	51.899	0.268	0.268	7 87,123
3	219	Sam SCHIPPERS	NLD	FA Kart	Team TKP	7	52.041	0.410	0.142	7 86,885
4	283	Joey VAN SPLUNTEREN	NLD	Gillard	DFK Racing Team	7	52.175	0.544	0.134	7 86,662
5	309	Zachary CLAMAN DE MELC	CAN	CRG	CRG SPA	7	52.214	0.583	0.039	7 86,597
6	239	Niklas TIIHONEN	FIN	Formula K	FK Racing Team AB Ltd	7	52.251	0.620	0.037	7 86,536
7	225	Kyle FOWLIE	GBR	Tonykart	Strawberry Racing	7	52.298	0.667	0.047	7 86,458
8	263	Tobias HOLM	DNK	Tonykart	RS Competition	7	52.300	0.669	0.002	7 86,455
9	207	Bas DE LAAT	NLD	Gillard	PDB Kart Racing	6	52.355	0.724	0.055	6 86,364
10	305	Xavier POZZOLI	FRA	Kosmic	Sonic Racing Kart	7	52.361	0.730	0.006	7 86,354
11	279	Luke VARLEY	GBR	Birel	KMS Hungary	7	52.423	0.792	0.062	7 86,252
12	267	Michael COOL	BEL	Tonykart	Bouvin Power	6	52.472	0.841	0.049	6 86,172
13	231	Pierce LEHANE	AUS	Alonso	Dan Holland Racing	5	52.532	0.901	0.060	5 86,073
14	259	Max RENBERG	SWE	Tonykart	Renbergs Racing	7	52.553	0.922	0.021	7 86,039
15	223	Aavo TALVAR	EST	Tonykart	Talvar Racing	7	52.617	0.986	0.064	7 85,934
16	247	Glenn VAN PARIJS	BEL	Tonykart	Bouvin Power/Raw Racing	7	52.630	0.999	0.013	7 85,913
17	221	Jan JONCK	DNK	Tonykart	RS Competition	7	52.680	1.049	0.050	7 85,831
18	293	Henrique BAPTISTA	PRT	Kosmic	Paul Carr Racing	6	53.000	1.369	0.320	5 85,313
19	217	Maximilian WEINZIERL	AUT	Alonso	Dan Holland Racing	5	53.022	1.391	0.022	5 85,278
20	249	Alessandro TROMBELLI	ITA	Formula K	FK Racing Team AB Ltd	6	53.075	1.444	0.053	6 85,193
21	251	Alberto LA GALA	ITA	Energy	FK Racing Team AB Ltd	7	53.086	1.455	0.011	7 85,175
22	237	Sten Dorian PIIRIMAGI	EST	Tonykart	Aix Racing Team	6	53.089	1.458	0.003	6 85,170
23	271	Kristian THORSEN	DNK	Tonykart	RS Competition	6	53.134	1.503	0.045	6 85,098
24	227	Ryo HIROOKA	JPN	Intrepid	Intrepid Driver Program	6	53.183	1.552	0.049	6 85,020
25	277	Ameer HASSAN	ARE	FA Kart	Team TKP	7	53.238	1.607	0.055	7 84,932
26	301	Filippo LAGHI	ITA	Haase	Motor ONE	7	53.443	1.812	0.205	6 84,606
27	241	Karol DABSKI	POL	Praga	Praga Racing	6	53.654	2.023	0.211	6 84,273
28	299	Marc GONZALEZ	ESP	Kosmic	Binakart	7	53.686	2.055	0.032	7 84,223
29	295	Nicholas LEVA	FIN	Formula K	FK Racing Team AB Ltd	6	54.025	2.394	0.339	4 83,695
30	281	Antoni PTAK	USA	Birel	KMS Hungary	6	54.063	2.432	0.038	6 83,636
31	253	Kenny VERMEYLEN	BEL	Tecno	Tecno Kart Racing	5	54.093	2.462	0.030	4 83,589
32	275	Massimo ACETO	ITA	Righetti Ridol	Gold Kart Racing Team	4	54.113	2.482	0.020	4 83,558
33	235	Petr FULIN	CZE	OK1	OK1 Racing Team	4	54.596	2.965	0.483	3 82,819
34	307	Celine HOLDERBAUM	ESP	Kosmic	Binakart	6	55.310	3.679	0.714	6 81,750
35	303	Carlo BORGHESE	ITA	RK	Laudato Racing Team	4	55.648	4.017	0.338	4 81,254
36	261	Aggelos MALANDRINOS	GRC	Tonykart	A M Racing Kart Team	5	56.188	4.557	0.540	4 80,473
37	245	Berat TURKER	TUR	Formula K	Formula K UK	4	56.673	5.042	0.485	4 79,784



Rotax Euro Challenge 2013 Laghi / Italy

Rotax Seniors

Laghi / Italy 1,256 Km

Non Qualifying Practice Odd Numbers

2013-05-24 11:00

Practice (7:00 Time) started at 11:00:01

Lap	Time of Day	Lap Tm	Diff	S1 Tm	S2 Tm	S3 Tm	Lap	Time of Day	Lap Tm	Diff	S1 Tm	S2 Tm	S3 Tm
(297) Max VERSTAPPEN							2	11:03:04.330	56.076	+3.776	19.557	15.084	21.435
1	11:02:05.823	57.529	+5.898	20.244	15.383	21.902	3	11:03:58.459	54.129	+1.829	19.034	14.260	20.835
2	11:03:00.426	54.603	+2.972	18.905	14.685	21.013	4	11:04:52.583	54.124	+1.824	18.667	14.305	21.152
3	11:03:53.339	52.913	+1.282	18.248	14.237	20.428	5	11:05:45.984	53.401	+1.101	18.263	14.241	20.897
4	11:04:46.783	53.444	+1.813	17.959	14.010	21.475	6	11:06:38.485	52.501	+0.201	18.063	14.093	20.345
5	11:05:39.058	52.275	+0.644	17.893	13.990	20.392	7	11:07:30.785	52.300		17.947	13.831	20.522
6	11:06:30.822	51.764	+0.133	17.807	13.925	20.032	(207) Bas DE LAAT						
7	11:07:22.453	51.631		17.682	13.860	20.089	1	11:02:34.568	59.633	+7.278	21.650	15.784	22.199
(255) Ludvig MORIN							2	11:03:32.028	57.460	+5.105	19.420	15.126	22.914
1	11:02:05.894	57.988	+6.089	20.915	15.311	21.762	3	11:04:25.843	53.815	+1.460	18.842	14.470	20.503
2	11:03:00.965	55.071	+3.172	19.539	14.684	20.848	4	11:05:19.975	54.132	+1.777	18.459	14.838	20.835
3	11:03:55.420	54.455	+2.556	18.458	14.861	21.136	5	11:06:12.862	52.887	+0.532	18.239	14.360	20.288
4	11:04:49.561	54.141	+2.242	18.595	14.471	21.075	6	11:07:05.217	52.355		17.884	14.121	20.350
5	11:05:42.091	52.530	+0.631	18.097	14.035	20.398	(305) Xavier POZZOLI						
6	11:06:35.255	53.164	+1.265	18.050	14.638	20.476	1	11:02:17.625	1:01.210	+8.849	21.272	16.647	23.291
7	11:07:27.154	51.899		17.874	13.956	20.069	2	11:03:16.214	58.589	+6.228	19.896	15.375	23.318
(219) Sam SCHIPPERS							3	11:04:11.446	55.232	+2.871	19.280	14.855	21.097
1	11:02:20.866	1:01.739	+9.698	24.038	15.575	22.126	4	11:05:06.282	54.836	+2.475	18.762	14.678	21.396
2	11:03:17.117	56.251	+4.210	19.585	14.820	21.846	5	11:06:00.453	54.171	+1.810	18.613	14.503	21.055
3	11:04:11.743	54.626	+2.585	19.015	14.550	21.061	6	11:06:53.712	53.259	+0.898	18.157	14.504	20.598
4	11:05:05.618	53.875	+1.834	18.523	14.378	20.974	7	11:07:46.073	52.361		17.886	14.170	20.305
5	11:05:58.727	53.109	+1.068	18.431	14.144	20.534	(279) Luke VARLEY						
6	11:06:51.466	52.739	+0.698	17.992	14.170	20.577	1	11:02:27.080	1:01.022	+8.599	21.396	17.628	21.998
7	11:07:43.507	52.041		17.849	13.975	20.217	2	11:03:22.979	55.899	+3.476	19.046	15.532	21.321
(283) Joey VAN SPLUNTEREN							3	11:04:18.055	55.076	+2.653	19.500	14.711	20.865
1	11:02:04.899	57.395	+5.220	20.533	15.405	21.457	4	11:05:11.315	53.260	+0.837	18.448	14.387	20.425
2	11:03:00.005	55.106	+2.931	18.893	14.626	21.587	5	11:06:04.691	53.376	+0.953	18.040	14.438	20.898
3	11:03:56.194	56.189	+4.014	18.352	14.811	23.026	6	11:06:57.519	52.828	+0.405	17.729	14.146	20.953
4	11:04:49.370	53.176	+1.001	18.174	14.230	20.772	7	11:07:49.942	52.423		17.912	14.153	20.358
5	11:05:41.938	52.568	+0.393	17.951	14.152	20.465	(267) Michael COOL						
6	11:06:34.803	52.865	+0.690	18.333	14.150	20.382	1	11:02:35.822	57.564	+5.092	20.291	15.360	21.913
7	11:07:26.978	52.175		17.723	14.086	20.366	2	11:03:31.117	55.295	+2.823	19.365	14.507	21.423
(309) Zachary CLAMAN DE MELO							3	11:04:25.011	53.894	+1.422	18.699	14.469	20.726
1	11:02:06.781	58.998	+6.784	21.396	15.386	22.216	4	11:05:20.753	55.742	+3.270	18.291	14.205	23.246
2	11:03:04.584	57.803	+5.589	20.076	15.127	22.600	5	11:06:13.435	52.682	+0.210	18.116	14.142	20.424
3	11:03:59.174	54.590	+2.376	19.115	14.434	21.041	6	11:07:05.907	52.472		17.714	14.104	20.654
4	11:04:53.135	53.961	+1.747	18.644	14.319	20.998	(231) Pierce LEHANE						
5	11:05:46.566	53.431	+1.217	18.203	14.143	21.085	1	11:03:31.765	56.144	+3.612	20.046	14.623	21.475
6	11:06:39.406	52.840	+0.626	17.980	14.143	20.717	2	11:04:25.566	53.801	+1.269	18.852	14.299	20.650
7	11:07:31.620	52.214		17.866	14.006	20.342	3	11:05:18.326	52.760	+0.228	18.360	14.035	20.365
(239) Niklas TIHONEN							4	11:06:11.004	52.678	+0.146	18.274	14.074	20.330
1	11:02:06.436	1:00.704	+8.453	21.185	16.418	23.101	5	11:07:03.536	52.532		17.957	14.434	20.141
2	11:03:02.466	56.030	+3.779	19.247	15.193	21.590	(259) Max RENBERG						
3	11:03:57.852	55.386	+3.135	19.223	14.737	21.426	1	11:02:07.733	58.904	+6.351	21.346	15.668	21.890
4	11:04:51.544	53.692	+1.441	18.477	14.335	20.880	2	11:03:04.767	57.034	+4.481	19.843	15.443	21.748
5	11:05:44.953	53.409	+1.158	18.497	14.427	20.485	3	11:03:59.826	55.059	+2.506	19.376	14.650	21.033
6	11:06:37.926	52.973	+0.722	18.097	14.156	20.720	4	11:04:53.593	53.767	+1.214	18.790	14.398	20.579
7	11:07:30.177	52.251		17.875	14.051	20.325	5	11:05:46.740	53.147	+0.594	18.289	14.182	20.676
(225) Kyle FOWLIE							6	11:06:40.049	53.309	+0.756	18.046	14.790	20.473
1	11:02:18.341	59.583	+7.285	20.996	15.307	23.280	7	11:07:32.602	52.553		18.042	14.138	20.373
2	11:03:15.250	56.909	+4.611	19.919	15.072	21.918	(223) Aavo TALVAR						
3	11:04:10.203	54.953	+2.655	19.075	14.420	21.458	1	11:02:17.826	58.829	+6.212	21.251	15.299	22.279
4	11:05:04.384	54.181	+1.883	18.665	14.395	21.121	2	11:03:14.406	56.580	+3.963	19.910	15.080	21.590
5	11:05:57.327	52.943	+0.645	18.007	14.187	20.749	3	11:04:09.643	55.237	+2.620	18.577	14.592	22.068
6	11:06:49.680	52.353	+0.055	17.788	14.019	20.546	4	11:05:03.077	53.434	+0.817	18.132	14.305	20.997
7	11:07:41.978	52.298		17.821	13.884	20.593	5	11:05:56.395	53.318	+0.701	17.840	14.297	21.181
(263) Tobias HOLM							6	11:06:49.901	53.506	+0.889	17.892	14.243	21.371
1	11:02:08.254	57.283	+4.983	20.735	15.224	21.324	7	11:07:42.518	52.617		17.966	14.298	20.353



Rotax Euro Challenge 2013 Laghi / Italy

Rotax Seniors

Laghi / Italy 1,256 Km

Non Qualifying Practice Odd Numbers

2013-05-24 11:00

Practice (7:00 Time) started at 11:00:01

Lap	Time of Day	Lap Tm	Diff	S1 Tm	S2 Tm	S3 Tm
(247) Glenn VAN PARIJS						
1	11:02:19.707	1:00.138	+7.508	21.603	16.312	22.223
2	11:03:17.016	57.309	+4.679	19.681	15.370	22.258
3	11:04:12.642	55.626	+2.996	19.310	14.882	21.434
4	11:05:06.817	54.175	+1.545	18.540	14.483	21.152
5	11:06:01.388	54.571	+1.941	18.455	14.410	21.706
6	11:06:54.132	52.744	+0.114	17.986	14.250	20.508
7	11:07:46.762	52.630		17.995	14.269	20.366

Lap	Time of Day	Lap Tm	Diff	S1 Tm	S2 Tm	S3 Tm
(227) Ryo HIROOKA						
1	11:02:25.316	58.712	+5.529	21.209	15.555	21.948
2	11:03:22.701	57.385	+4.202	19.877	15.532	21.976
3	11:04:17.687	54.986	+1.803	19.171	14.533	21.282
4	11:05:14.308	56.621	+3.438	18.385	15.610	22.626
5	11:06:08.318	54.010	+0.827	18.299	14.252	21.459
6	11:07:01.501	53.183		18.100	14.482	20.601

Lap	Time of Day	Lap Tm	Diff	S1 Tm	S2 Tm	S3 Tm
(221) Jan JONCK						
1	11:02:18.504	58.828	+6.148	20.668	15.369	22.791
2	11:03:15.824	57.320	+4.640	20.430	14.831	22.059
3	11:04:10.488	54.664	+1.984	18.925	14.447	21.292
4	11:05:05.062	54.574	+1.894	18.578	14.510	21.486
5	11:05:58.475	53.413	+0.733	18.295	14.258	20.860
6	11:06:51.633	53.158	+0.478	17.981	14.320	20.857
7	11:07:44.313	52.680		18.056	14.128	20.496

Lap	Time of Day	Lap Tm	Diff	S1 Tm	S2 Tm	S3 Tm
(277) Ameer HASSAN						
1	11:02:11.267	1:00.172	+6.934	21.911	15.765	22.496
2	11:03:15.160	1:03.893	+10.655	19.690	15.549	28.654
3	11:04:10.895	55.735	+2.497	19.807	14.625	21.303
4	11:05:06.049	55.154	+1.916	19.088	14.504	21.562
5	11:06:00.348	54.299	+1.061	18.586	14.443	21.270
6	11:06:54.768	54.420	+1.182	18.447	15.068	20.905
7	11:07:48.006	53.238		18.073	14.302	20.863

Lap	Time of Day	Lap Tm	Diff	S1 Tm	S2 Tm	S3 Tm
(293) Henrique BAPTISTA						
1	11:02:39.938	1:01.506	+8.506	21.177	16.816	23.513
2	11:03:36.231	56.293	+3.293	19.728	14.901	21.664
3	11:04:30.316	54.085	+1.085	18.701	14.490	20.894
4	11:05:23.777	53.461	+0.461	18.371	14.518	20.572
5	11:06:16.777	53.000		18.110	14.191	20.699
6	11:07:19.085	1:02.308	+9.308	18.021	14.054	30.233

Lap	Time of Day	Lap Tm	Diff	S1 Tm	S2 Tm	S3 Tm
(301) Filippo LAGHI						
1	11:02:22.177	58.814	+5.371	21.356	15.284	22.174
2	11:03:20.066	57.889	+4.446	20.558	14.980	22.351
3	11:04:15.325	55.259	+1.816	19.275	14.834	21.150
4	11:05:09.865	54.540	+1.097	18.909	14.528	21.103
5	11:06:04.006	54.141	+0.698	18.474	14.466	21.201
6	11:06:57.449	53.443		18.032	14.344	21.067
7	11:07:51.644	54.195	+0.752	18.298	14.730	21.167

Lap	Time of Day	Lap Tm	Diff	S1 Tm	S2 Tm	S3 Tm
(217) Maximilian WEINZIERL						
1	11:03:37.909	58.818	+5.796	20.442	15.491	22.885
2	11:04:32.461	54.552	+1.530	19.043	14.436	21.073
3	11:05:30.541	58.080	+5.058	14.130	25.352	18.598
4	11:06:24.394	53.853	+0.831	18.875	14.237	20.741
5	11:07:17.416	53.022		17.905	14.152	20.965

Lap	Time of Day	Lap Tm	Diff	S1 Tm	S2 Tm	S3 Tm
(241) Karol DABSKI						
1	11:02:45.268	1:02.367	+8.713	22.511	16.564	23.292
2	11:03:44.130	58.862	+5.208	20.307	15.043	23.512
3	11:04:41.393	57.263	+3.609	19.125	15.876	22.262
4	11:05:35.840	54.447	+0.793	18.519	14.733	21.195
5	11:06:30.087	54.247	+0.593	18.225	14.451	21.571
6	11:07:23.741	53.654		18.993	14.247	20.414

Lap	Time of Day	Lap Tm	Diff	S1 Tm	S2 Tm	S3 Tm
(249) Alessandro TROMBELLI						
1	11:02:42.825	59.566	+6.491	20.765	15.593	23.208
2	11:03:38.734	55.909	+2.834	19.531	14.820	21.558
3	11:04:33.331	54.597	+1.522	18.922	14.650	21.025
4	11:05:27.231	53.900	+0.825	18.504	14.441	20.955
5	11:06:21.282	54.051	+0.976	18.300	14.255	21.496
6	11:07:14.357	53.075		18.097	14.153	20.825

Lap	Time of Day	Lap Tm	Diff	S1 Tm	S2 Tm	S3 Tm
(299) Marc GONZALEZ						
1	11:02:12.273	1:01.468	+7.782	21.885	15.814	23.769
2	11:03:09.779	57.506	+3.820	19.969	14.814	22.723
3	11:04:05.124	55.345	+1.659	19.197	14.491	21.657
4	11:05:00.220	55.096	+1.410	18.530	14.904	21.662
5	11:05:54.580	54.360	+0.674	18.407	14.262	21.691
6	11:06:48.629	54.049	+0.363	18.251	14.418	21.380
7	11:07:42.315	53.686		18.128	14.254	21.304

Lap	Time of Day	Lap Tm	Diff	S1 Tm	S2 Tm	S3 Tm
(251) Alberto LA GALA						
1	11:02:10.050	59.767	+6.681	21.068	16.033	22.666
2	11:03:07.730	57.680	+4.594	19.525	15.438	22.717
3	11:04:03.195	55.465	+2.379	18.873	14.717	21.875
4	11:04:57.533	54.338	+1.252	18.379	14.512	21.447
5	11:05:51.644	54.111	+1.025	18.289	14.405	21.417
6	11:06:45.973	54.329	+1.243	18.018	14.356	21.955
7	11:07:39.059	53.086		17.881	14.145	21.060

Lap	Time of Day	Lap Tm	Diff	S1 Tm	S2 Tm	S3 Tm
(295) Nicholas LEVA						
1	11:02:05.607	58.428	+4.403	20.493	15.927	22.008
2	11:03:02.222	56.615	+2.590	19.676	15.468	21.471
3	11:03:57.345	55.123	+1.098	19.368	14.675	21.080
4	11:04:51.370	54.025		18.404	14.697	20.924
5	11:05:45.755	54.385	+0.360	18.505	14.932	20.948
6	11:06:40.921	55.166	+1.141	18.662	15.252	21.252

Lap	Time of Day	Lap Tm	Diff	S1 Tm	S2 Tm	S3 Tm
(237) Sten Dorian PIIRIMAGI						
1	11:02:25.482	57.955	+4.866	20.677	15.544	21.734
2	11:03:28.863	1:03.381	+10.292	19.334	21.257	22.790
3	11:04:23.252	54.389	+1.300	19.137	14.487	20.765
4	11:05:16.689	53.437	+0.348	18.611	14.469	20.357
5	11:06:10.799	54.110	+1.021	18.529	20.635	20.635
6	11:07:03.888	53.089		18.055	14.760	20.274

Lap	Time of Day	Lap Tm	Diff	S1 Tm	S2 Tm	S3 Tm
(281) Antoni PTAK						
1	11:02:21.719	1:02.269	+8.206	21.531	16.807	23.931
2	11:03:19.928	58.209	+4.146	20.488	15.405	22.316
3	11:04:18.348	58.420	+4.357	19.254	14.916	24.250
4	11:05:15.867	57.519	+3.456	18.499	15.027	23.993
5	11:06:11.768	55.901	+1.838	19.199	14.844	21.858
6	11:07:05.831	54.063		18.218	14.561	21.284

Lap	Time of Day	Lap Tm	Diff	S1 Tm	S2 Tm	S3 Tm
(271) Kristian THORSEN						
1	11:02:29.726	1:04.867	+11.733	27.623	15.513	21.731
2	11:03:25.946	56.220	+3.086	19.896	15.045	21.279
3	11:04:20.448	54.502	+1.368	19.211	14.646	20.645
4	11:05:15.209	54.761	+1.627	18.841	20.979	20.979
5	11:06:08.657	53.448	+0.314	18.412	14.273	20.763
6	11:07:01.791	53.134		18.339	14.281	20.514

Lap	Time of Day	Lap Tm	Diff	S1 Tm	S2 Tm	S3 Tm
(253) Kenny VERMEYLEN						
1	11:02:07.140	58.561	+4.468	21.060	15.511	21.990
2	11:03:03.364	56.224	+2.131	19.937	15.027	21.260
3	11:03:58.254	54.890	+0.797	19.126	14.823	20.941
4	11:04:52.347	54.093		18.599	14.799	20.695
5	11:05:48.139	55.792	+1.699	18.413	14.427	22.952

Timekeeping Ingrid and Meik Wagner:

Clerk of the course Nigel Edwards:

www.mylaps.com

Steward (Chairman) Ian Watson:

Chief Scrutineer Paul Klaassen:

Licensed to: Motorsport Events



Rotax Euro Challenge 2013 Laghi / Italy

Rotax Seniors

Laghi / Italy 1,256 Km

Non Qualifying Practice Odd Numbers

2013-05-24 11:00

Practice (7:00 Time) started at 11:00:01

Lap	Time of Day	Lap Tm	Diff	S1 Tm	S2 Tm	S3 Tm	Lap	Time of Day	Lap Tm	Diff	S1 Tm	S2 Tm	S3 Tm
(275) Massimo ACETO													
1	11:02:18.890	1:01.136	+7.023	22.390	16.080	22.666							
2	11:03:17.708	58.818	+4.705	19.953	15.881	22.984							
3	11:04:13.019	55.311	+1.198	19.522	14.827	20.962							
4	11:05:07.132	54.113		18.782	14.692	20.639							
(235) Petr FULIN													
1	11:05:05.463	3:05.931	+2:11.335	2:27.337	16.151	22.443							
2	11:06:02.383	56.920	+2.324	18.993	14.768	23.159							
3	11:06:56.979	54.596		18.574	14.877	21.145							
4	11:07:51.872	54.893	+0.297	18.159	15.126	21.608							
(307) Celine HOLDERBAUM													
1	11:02:15.980	1:01.256	+5.946	21.555	16.166	23.535							
2	11:03:17.480	1:01.500	+6.190	20.840	15.684	24.976							
3	11:04:16.376	58.896	+3.586	20.002	15.721	23.173							
4	11:05:12.479	56.103	+0.793	19.456	15.020	21.627							
5	11:06:09.786	57.307	+1.997	18.783	14.885	23.639							
6	11:07:05.096	55.310		18.822	15.053	21.435							
(303) Carlo BORGHESE													
1	11:02:51.480	59.945	+4.297	20.788	15.549	23.608							
2	11:03:48.103	56.623	+0.975	19.712	14.863	22.048							
3	11:04:43.852	55.749	+0.101	18.724	15.150	21.875							
4	11:05:39.500	55.648		18.508	15.025	22.115							
(261) Aggelos MALANDRINOS													
1	11:02:19.614	1:04.264	+8.076	22.736	16.723	24.805							
2	11:03:22.513	1:02.899	+6.711	21.234	16.721	24.944							
3	11:04:19.473	56.960	+0.772	20.494	14.959	21.507							
4	11:05:15.661	56.188		19.510	15.137	21.541							
5	11:07:34.568	2:18.907	+1:22.719	18.826	14.500	1:45.581							
(245) Berat TURKER													
1	11:02:14.795	1:01.132	+4.459	21.688	16.580	22.864							
2	11:03:12.961	58.166	+1.493	20.420	15.342	22.404							
3	11:04:10.013	57.052	+0.379	19.901	15.047	22.104							
4	11:05:06.686	56.673		18.785	15.229	22.659							



Rotax Euro Challenge 2013 Laghi / Italy

Rotax Seniors

Laghi / Italy 1,256 Km

Non Qualifying Practice Even Numbers

2013-05-24 11:10

Practice (7:00 Time) started at 11:10:00

Pos	No.	Name	Nat.	Chassis	Race Team	Laps	Best Tm	Diff	Gap In Lap	km/h
1	206	Philip MORIN	SWE	Alonso	Dan Holland Racing	7	50.651			7 89,270
2	202	Edward BRAND	GBR	Intrepid	Intrepid Driver Program	7	50.828	0.177	0.177	7 88,959
3	270	Oliver MYERS	GBR	Tonykart	Coles Racing	6	50.843	0.192	0.015	6 88,933
4	298	Felice TIENE	ITA	CRG	CRG SPA	7	50.891	0.240	0.048	7 88,849
5	214	Petr BEZEL	CZE	MS Kart	MS Kart Racing Team	7	50.953	0.302	0.062	5 88,741
6	276	Martin HENCKEL MORTEN	DNK	Tonykart	RS Competition	7	51.076	0.425	0.123	7 88,527
7	222	Harry WEBB	GBR	Tonykart	Strawberry Racing	7	51.093	0.442	0.017	7 88,497
8	250	Lennert VAN BOGAERT	BEL	Sodi	WINMAX Team	7	51.177	0.526	0.084	7 88,352
9	234	Charlie EASTWOOD	IRL	Tonykart	Strawberry Racing	7	51.249	0.598	0.072	4 88,228
10	208	Jiri FORMAN	CZE	Tonykart	Protrain Racing	7	51.263	0.612	0.014	5 88,204
11	244	Alfredo ZABALZA	MEX	Kosmic	Paul Carr Racing	7	51.290	0.639	0.027	7 88,158
12	264	Jules COUSIN	FRA	FA Kart	DSS Kart	7	51.333	0.682	0.043	5 88,084
13	306	Yuto TSUJII	JPN	DR	VPDR	7	51.359	0.708	0.026	7 88,039
14	240	Eva BENES	FRA	Kosmic	PKS	7	51.371	0.720	0.012	7 88,019
15	282	Mark FERENCZ	HUN	DR	VPDR	7	51.390	0.739	0.019	7 87,986
16	230	Fazio FRANSSSEN	NLD	CRG	CRG Holland	7	51.440	0.789	0.050	7 87,900
17	260	Charlie TURNER	GBR	Tonykart	Coles Racing	5	51.518	0.867	0.078	4 87,767
18	292	Fabian ERLE	DEU	Maranello	Nees Racing	7	51.558	0.907	0.040	7 87,699
19	272	Santeri KALLIO	FIN	Formula K	FK Racing Team AB Ltd	7	51.570	0.919	0.012	5 87,679
20	216	Bryan EERDEN	NLD	Gillard	PDB Kart Racing	6	51.583	0.932	0.013	5 87,657
21	258	Randy BERGLAS	CHE	Zanardi	G Star Raw Racing	7	51.686	1.035	0.103	6 87,482
22	242	Lukasz BARTHOSZUK	POL	Tonykart	Wyrzkowski Motorsport	7	51.698	1.047	0.012	7 87,462
23	226	Jessica BACKMAN	SWE	Tonykart	Strawberry Racing	7	51.735	1.084	0.037	5 87,399
24	236	Jack WEPRIN	USA	Alonso	Dan Holland Racing	7	51.757	1.106	0.022	6 87,362
25	218	Antoine BARTHON	FRA	Formula K	FK Racing Team AB Ltd	6	51.770	1.119	0.013	4 87,340
26	228	Eugene DENYSEN	ZAF	Alonso	Dan Holland Racing	7	51.810	1.159	0.040	4 87,273
27	248	Juuso PYKALAINEN	FIN	Tonykart	MPT Racing	6	51.959	1.308	0.149	5 87,022
28	300	Lorenzo SCATIGNA	ITA	Haase	Motor.one	7	51.996	1.345	0.037	7 86,961
29	284	Antoine LEPESQUEUX	FRA	Sodi	WINMAX Team	6	52.146	1.495	0.150	6 86,710
30	296	Jeremie LESOUDIER	FRA	FA	DSS	7	52.288	1.637	0.142	7 86,475
31	310	Niccolo SCHIRO	ITA	Energy	Energy Racing	6	52.351	1.700	0.063	6 86,371
32	246	David RYCHTAR	CZE	Birel	Gregor Racing	7	52.479	1.828	0.128	6 86,160
33	308	Nikolaj ROGIVUE	CHE	Birel	Spirit Racing	6	52.555	1.904	0.076	4 86,036
34	288	Riccardo ALBERTI	ITA	Kosmic	Scarpi Racing Team	6	52.977	2.326	0.422	6 85,350
35	304	Alexander TSVETANOS	BUL	Tonykart	BVA Racing Team	5	53.437	2.786	0.460	5 84,616
36	302	Ippei YAMAMOTO	JPN	Intrepid	Intrepid Driver Program	5	54.129	3.478	0.692	4 83,534
37	274	Andrea ZEMIN	ITA	Righetti Ridol	Gold Kart Racing Team	4	54.545	3.894	0.416	4 82,897
38	268	Cecile MARTINI	FRA	Sodikart	Martini Racing Kart	5	54.850	4.199	0.305	5 82,436

Timekeeping Ingrid and Meik Wagner:

Clerk of the course Nigel Edwards:

www.mylaps.com

Steward (Chairman) Ian Watson:

Chief Scrutineer Paul Klaassen:

Licensed to: Motorsport Events

Printed: 2013-05-24 11:18:22

posted at:

h



Rotax Euro Challenge 2013 Laghi / Italy

Rotax Seniors

Laghi / Italy 1,256 Km

Non Qualifying Practice Even Numbers

2013-05-24 11:10

Practice (7:00 Time) started at 11:10:00

Lap	Time of Day	Lap Tm	Diff	S1 Tm	S2 Tm	S3 Tm	Lap	Time of Day	Lap Tm	Diff	S1 Tm	S2 Tm	S3 Tm
(206) Philip MORIN													
1	11:11:59.862	55.982	+5.331	18.826	15.046	22.110	3	11:14:07.605	53.798	+2.621	18.308	14.028	21.462
2	11:12:54.005	54.143	+3.492	18.268	14.971	20.904	4	11:15:00.210	52.605	+1.428	17.889	13.848	20.868
3	11:13:46.739	52.734	+2.083	17.755	13.919	21.060	5	11:15:58.926	58.716	+7.539	17.491	13.982	27.243
4	11:14:38.318	51.579	+0.928	17.495	13.740	20.344	6	11:16:51.752	52.826	+1.649	18.411	14.084	20.331
5	11:15:29.802	51.484	+0.833	17.388	13.806	20.290	7	11:17:42.929	51.177		17.452	13.763	19.962
6	11:16:20.596	50.794	+0.143	17.428	13.587	19.779	(234) Charlie EASTWOOD						
7	11:17:11.247	50.651		17.247	13.559	19.845	1	11:12:18.844	53.810	+2.561	18.510	14.355	20.945
(202) Edward BRAND													
1	11:12:21.732	54.325	+3.497	18.886	14.645	20.794	2	11:13:11.616	52.772	+1.523	17.898	14.214	20.660
2	11:13:14.607	52.875	+2.047	17.562	14.421	20.892	3	11:14:03.629	52.013	+0.764	17.778	13.868	20.367
3	11:14:07.318	52.711	+1.883	17.982	14.073	20.656	4	11:14:54.878	51.249		17.387	13.677	20.185
4	11:14:58.834	51.516	+0.688	17.412	13.825	20.279	5	11:15:51.225	56.347	+5.098	17.242	13.568	25.537
5	11:15:50.837	52.003	+1.175	17.292	13.705	21.006	6	11:16:44.724	53.499	+2.250	19.362	13.749	20.388
6	11:16:42.130	51.293	+0.465	17.384	13.681	20.228	7	11:17:36.115	51.391	+0.142	17.617	13.653	20.121
7	11:17:32.958	50.828		17.320	13.608	19.900	(208) Jiri FORMAN						
(270) Oliver MYERS													
1	11:12:11.045	54.521	+3.678	18.561	15.028	20.932	1	11:12:07.076	55.221	+3.958	19.302	14.788	21.131
2	11:13:40.415	1:29.370	+38.527	17.951	14.144	57.275	2	11:13:00.999	53.923	+2.660	18.107	14.860	20.956
3	11:14:36.871	56.456	+5.613	19.735	14.512	22.209	3	11:13:53.808	52.809	+1.546	18.285	14.119	20.405
4	11:15:29.718	52.847	+2.004	17.806	13.956	21.085	4	11:14:45.572	51.764	+0.501	17.481	13.862	20.421
5	11:16:21.717	51.999	+1.156	18.231	13.659	20.109	5	11:15:36.835	51.263		17.397	13.858	20.008
6	11:17:12.560	50.843		17.346	13.688	19.809	6	11:16:28.178	51.343	+0.080	17.294	13.612	20.437
(298) Felice TIENE													
1	11:12:16.842	54.994	+4.103	19.129	15.085	20.780	7	11:17:19.595	51.417	+0.154	17.980	13.494	19.943
2	11:13:10.806	53.964	+3.073	18.072	14.656	21.236	(244) Alfredo ZABALZA						
3	11:14:03.909	53.103	+2.212	18.117	14.224	20.762	1	11:12:07.982	56.571	+5.281	19.181	16.365	21.025
4	11:14:55.545	51.636	+0.745	17.506	13.860	20.270	2	11:13:07.342	59.360	+8.070	18.043	14.583	26.734
5	11:15:46.811	51.266	+0.375	17.517	13.787	19.962	3	11:14:01.729	54.387	+3.097	19.366	14.221	20.800
6	11:16:37.758	50.947	+0.056	17.333	13.625	19.989	4	11:14:54.144	52.415	+1.125	17.689	14.451	20.275
7	11:17:28.649	50.891		17.494	13.573	19.824	5	11:15:45.830	51.686	+0.396	17.578	13.880	20.228
(214) Petr BEZEL													
1	11:12:14.741	54.337	+3.384	18.234	15.294	20.809	6	11:16:37.249	51.419	+0.129	17.429	13.779	20.211
2	11:13:06.982	52.241	+1.288	17.672	13.908	20.661	7	11:17:28.539	51.290		17.649	13.698	19.943
3	11:14:00.398	53.416	+2.463	18.219	13.996	21.201	(264) Jules COUSIN						
4	11:14:52.449	52.051	+1.098	17.913	13.747	20.391	1	11:12:25.165	55.958	+4.625	18.451		
5	11:15:43.402	50.953		17.381	13.728	19.844	2	11:13:18.245	53.080	+1.747	18.026	14.225	20.829
6	11:16:34.378	50.976	+0.023	17.309	13.651	20.016	3	11:14:10.917	52.672	+1.339	18.090	14.079	20.503
7	11:17:25.932	51.554	+0.601	17.739	13.616	20.199	4	11:15:02.603	51.686	+0.353	17.628	13.913	20.145
(276) Martin HENCKEL MORTENSEN													
1	11:12:31.183	56.566	+5.490	20.243	15.597	20.726	5	11:15:53.936	51.333		17.586	13.739	20.008
2	11:13:24.453	53.270	+2.194	17.949	14.161	21.160	6	11:16:46.624	52.688	+1.355	18.075	13.688	20.925
3	11:14:17.252	52.799	+1.723	18.285	14.052	20.462	7	11:17:37.969	51.345	+0.012	17.755	13.695	19.895
4	11:15:09.428	52.176	+1.100	17.761	14.032	20.383	(306) Yuto TSUJII						
5	11:16:00.564	51.136	+0.060	17.459	13.834	19.843	1	11:12:28.851	59.456	+8.097	21.192	15.946	22.318
6	11:16:52.258	51.694	+0.618	17.858	13.801	20.035	2	11:13:24.585	55.734	+4.375	18.163	14.472	23.099
7	11:17:43.334	51.076		17.559	13.686	19.831	3	11:14:18.165	53.580	+2.221	18.480	14.350	20.750
(222) Harry WEBB													
1	11:12:30.013	56.290	+5.197	20.624	14.772	20.894	4	11:15:11.374	53.209	+1.850	17.883	14.106	21.220
2	11:13:24.308	54.295	+3.202	18.151	14.691	21.453	5	11:16:04.225	52.851	+1.492	17.764	14.011	21.076
3	11:14:16.769	52.461	+1.368	18.161	14.031	20.269	6	11:16:56.613	52.388	+1.029	18.019	13.832	20.537
4	11:15:11.583	54.814	+3.721	20.511	13.911	20.392	7	11:17:47.972	51.359		17.616	13.681	20.062
5	11:16:03.547	51.964	+0.871	17.825	13.901	20.238	(240) Eva BENES						
6	11:16:55.688	52.141	+1.048	18.129	13.801	20.211	1	11:11:57.742	55.784	+4.413	18.886	14.757	22.141
7	11:17:46.781	51.093		17.646	13.641	19.806	2	11:12:52.215	54.473	+3.102	18.894	14.364	21.215
(250) Lennert VAN BOGAERT													
1	11:12:18.538	56.934	+5.757	19.083	15.000	22.851	3	11:13:45.267	53.052	+1.681	17.959	14.103	20.990
2	11:13:13.807	55.269	+4.092	18.133	14.843	22.293	4	11:14:38.720	53.453	+2.082	18.171	14.130	21.152
(282) Mark FERENCZ													
1	11:12:04.861	56.061	+4.671	18.644	15.635	21.782	5	11:15:31.459	52.739	+1.368	18.112	13.894	20.733
2	11:12:59.060	54.199	+2.809	17.839	14.357	22.003	6	11:16:24.447	52.988	+1.617	18.233	13.941	20.814
3	11:13:51.335	52.275	+0.885	17.644	14.076	20.555	7	11:17:15.818	51.371		17.605	13.799	19.967
4	11:14:43.242	51.907	+0.517	17.552	13.874	20.481	(240) Eva BENES						
5	11:15:35.218	51.976	+0.586	17.399	14.288	20.289	1	11:11:57.742	55.784	+4.413	18.886	14.757	22.141



Rotax Euro Challenge 2013 Laghi / Italy

Rotax Seniors

Laghi / Italy 1,256 Km

Non Qualifying Practice Even Numbers

2013-05-24 11:10

Practice (7:00 Time) started at 11:10:00

Lap	Time of Day	Lap Tm	Diff	S1 Tm	S2 Tm	S3 Tm
6	11:16:27.193	51.975	+0.585	17.410	13.766	20.799
7	11:17:18.583	51.390		17.561	13.643	20.186

(230) Fazio FRANSSEN

1	11:11:59.063	55.815	+4.375	19.006	15.067	21.742
2	11:12:54.705	55.642	+4.202	18.738	15.840	21.064
3	11:13:47.432	52.727	+1.287	17.803	14.479	20.445
4	11:14:39.929	52.497	+1.057	17.827	14.166	20.504
5	11:15:31.675	51.746	+0.306	17.738	13.948	20.060
6	11:16:23.999	52.324	+0.884	17.818	13.948	20.558
7	11:17:15.439	51.440		17.711	13.734	19.995

(260) Charlie TURNER

1	11:12:06.113	54.183	+2.665	18.754	14.431	20.998
2	11:12:59.592	53.479	+1.961	17.963	14.187	21.329
3	11:13:51.838	52.246	+0.728	17.882	14.024	20.340
4	11:14:43.356	51.518		17.570	13.741	20.207
5	11:15:35.378	52.022	+0.504	17.615	14.042	20.365

(292) Fabian ERLE

1	11:12:22.825	55.753	+4.195	19.152	15.467	21.134
2	11:13:16.400	53.575	+2.017	17.992	14.530	21.053
3	11:14:09.907	53.507	+1.949	18.048	14.322	21.137
4	11:15:03.206	53.299	+1.741	17.823	14.024	21.452
5	11:15:55.044	51.838	+0.280	17.595	13.916	20.327
6	11:16:47.254	52.210	+0.652	17.903	13.818	20.489
7	11:17:38.812	51.558		17.740	13.759	20.059

(272) Santeri KALLIO

1	11:12:12.136	56.466	+4.896	18.659	16.022	21.785
2	11:13:07.688	55.552	+3.982	19.473	14.621	21.458
3	11:14:01.151	53.463	+1.893	18.578	14.253	20.632
4	11:14:53.217	52.066	+0.496	18.006	13.996	20.064
5	11:15:44.787	51.570		17.682	13.893	19.995
6	11:16:36.616	51.829	+0.259	17.513	13.785	20.531
7	11:17:30.171	53.555	+1.985	19.665	13.958	19.932

(216) Bryan EERDEN

1	11:11:59.270	55.117	+3.534	18.733	14.774	21.610
2	11:12:54.463	55.193	+3.610	19.174	15.095	20.924
3	11:14:30.077	1:35.614	+44.031	18.289	14.456	20.974
4	11:15:22.047	51.970	+0.387	17.806	13.971	20.193
5	11:16:13.630	51.583		17.577	13.977	20.029
6	11:17:05.342	51.712	+0.129	17.631	13.774	20.307

(258) Randy BERGLAS

1	11:12:17.768	54.830	+3.144	18.574	15.026	21.230
2	11:13:11.329	53.561	+1.875	17.705	14.603	21.253
3	11:14:04.257	52.928	+1.242	18.493	13.990	20.445
4	11:14:55.986	51.729	+0.043	17.608	13.883	20.238
5	11:15:48.021	52.035	+0.349	17.508	13.854	20.673
6	11:16:39.707	51.686		17.340	13.886	20.460
7	11:17:31.879	52.172	+0.486	17.670	13.909	20.593

(242) Lukasz BARTHOSZUK

1	11:12:01.848	56.705	+5.007	19.128	15.646	21.931
2	11:12:55.931	54.083	+2.385	18.397	14.851	20.835
3	11:13:50.313	54.382	+2.684	17.917	15.003	21.462
4	11:14:42.835	52.522	+0.824	17.826	14.096	20.600
5	11:15:35.723	52.888	+1.190	17.647	14.363	20.878
6	11:16:27.658	51.935	+0.237	17.642	13.747	20.546
7	11:17:19.356	51.698		17.833	13.763	20.102

(226) Jessica BACKMAN

1	11:12:15.881	1:04.491	+12.756	20.175	21.818	22.498
2	11:13:27.909	1:12.028	+20.293	18.111	14.463	39.454

Lap	Time of Day	Lap Tm	Diff	S1 Tm	S2 Tm	S3 Tm
3	11:14:22.423	54.514	+2.779	19.117	14.513	20.884
4	11:15:14.866	52.443	+0.708	18.068	14.071	20.304
5	11:16:06.601	51.735		17.729	13.931	20.075
6	11:16:58.419	51.818	+0.083	17.546	13.967	20.305
7	11:17:50.359	51.940	+0.205	17.590	13.802	20.548

(236) Jack WEPRIN

1	11:12:01.214	55.633	+3.876	18.953	15.244	21.436
2	11:13:00.143	58.929	+7.172	18.239	15.259	25.431
3	11:13:58.281	58.138	+6.381	21.293	15.329	21.516
4	11:14:51.103	52.822	+1.065	17.862	14.350	20.610
5	11:15:43.089	51.986	+0.229	17.622	14.050	20.314
6	11:16:34.846	51.757		17.388	14.031	20.338
7	11:17:27.707	52.861	+1.104	17.961	14.122	20.778

(218) Antoine BARTHON

1	11:12:09.780	54.561	+2.791	18.969	14.724	20.868
2	11:14:07.132	1:57.352	+1:05.582	17.991	14.534	1:24.827
3	11:15:00.778	53.646	+1.876	19.073	14.021	20.552
4	11:15:52.548	51.770		17.698	13.853	20.219
5	11:16:45.082	52.534	+0.764	18.386	13.758	20.390
6	11:17:37.103	52.021	+0.251	17.899	13.798	20.324

(228) Eugene DENYSSEN

1	11:11:58.484	55.011	+3.201	18.455	14.612	21.944
2	11:12:53.020	54.536	+2.726	18.609	14.525	21.402
3	11:13:45.374	52.354	+0.544	17.737	13.792	20.825
4	11:14:37.184	51.810		17.520	13.784	20.506
5	11:15:29.943	52.759	+0.949	17.835	13.873	21.051
6	11:16:25.448	55.505	+3.695	17.469	13.606	24.430
7	11:17:24.073	58.625	+6.815	23.414	14.436	20.775

(248) Juuso PYKALAINEN

1	11:12:02.958	56.670	+4.711	18.861	15.928	21.881
2	11:12:56.921	53.963	+2.004	18.377	14.488	21.098
3	11:13:49.719	52.798	+0.839	17.867	14.361	20.570
4	11:14:41.874	52.155	+0.196	17.761	14.039	20.355
5	11:15:33.833	51.959		17.645	13.916	20.398
6	11:16:25.942	52.109	+0.150	17.528	13.807	20.774

(300) Lorenzo SCATIGNA

1	11:11:54.984	55.048	+3.052	18.585	14.906	21.557
2	11:12:49.485	54.501	+2.505	18.956	14.496	21.049
3	11:13:42.833	53.348	+1.352	18.044	14.203	21.101
4	11:14:36.594	53.761	+1.765	18.116	14.514	21.131
5	11:15:30.211	53.617	+1.621	17.918	14.213	21.486
6	11:16:22.405	52.194	+0.198	17.645	14.111	20.438
7	11:17:14.401	51.996		17.492	14.308	20.196

(284) Antoine LEPESQUEUX

1	11:12:03.183	57.245	+5.099	18.899	16.457	21.889
2	11:12:59.452	56.269	+4.123	18.305	14.882	23.082
3	11:13:53.156	53.704	+1.558	18.600	14.361	20.743
4	11:14:45.808	52.652	+0.506	17.735	13.995	20.922
5	11:15:38.015	52.207	+0.061	17.649	14.066	20.492
6	11:16:30.161	52.146		17.539	13.938	20.669

(296) Jeremie LESOUDIER

1	11:11:58.287	55.466	+3.178	18.590	14.766	22.110
2	11:12:53.339	55.052	+2.764	18.597	14.893	21.562
3	11:13:46.902	53.563	+1.275	17.878	14.229	21.456
4	11:14:39.483	52.581	+0.293	17.770	13.995	20.816
5	11:15:32.069	52.586	+0.298	17.805	13.979	20.802
6	11:16:25.087	53.018	+0.730	17.810	14.054	21.154
7	11:17:17.375	52.288		17.763	14.214	20.311

Timekeeping Ingrid and Meik Wagner:



Clerk of the course Nigel Edwards:

www.mylaps.com

Steward (Chairman) Ian Watson:

Chief Scrutineer Paul Klaassen:

Licensed to: Motorsport Events



Rotax Euro Challenge 2013 Laghi / Italy

Rotax Seniors

Laghi / Italy 1,256 Km

Non Qualifying Practice Even Numbers

2013-05-24 11:10

Practice (7:00 Time) started at 11:10:00

Lap	Time of Day	Lap Tm	Diff	S1 Tm	S2 Tm	S3 Tm	Lap	Time of Day	Lap Tm	Diff	S1 Tm	S2 Tm	S3 Tm
(310) Niccolo SCHIRO													
1	11:11:57.982	56.411	+4.060	19.010	14.942	22.459							
2	11:12:53.904	55.922	+3.571	19.524	14.590	21.808							
3	11:13:48.990	55.086	+2.735	18.440	14.867	21.779							
4	11:14:42.573	53.583	+1.232	17.977	14.297	21.309							
5	11:15:35.037	52.464	+0.113	17.774	14.038	20.652							
6	11:16:27.388	52.351		17.789	13.898	20.664							
(246) David RYCHTAR													
1	11:12:05.018	57.645	+5.166	19.878	15.971	21.796							
2	11:13:00.771	55.753	+3.274	18.435	15.042	22.276							
3	11:13:54.977	54.206	+1.727	18.443	14.674	21.089							
4	11:14:48.150	53.173	+0.694	18.100	14.268	20.805							
5	11:15:41.751	53.601	+1.122	18.171	14.234	21.196							
6	11:16:34.230	52.479		17.775	14.007	20.697							
7	11:17:28.093	53.863	+1.384	18.261	14.694	20.908							
(308) Nikolaj ROGIVUE													
1	11:12:03.127	58.615	+6.060	18.562									
2	11:13:01.375	58.248	+5.693	18.597	14.492	25.159							
3	11:13:55.697	54.322	+1.767	19.271	14.485	20.566							
4	11:14:48.252	52.555		17.818	13.938	20.799							
5	11:15:40.862	52.610	+0.055	17.806	14.185	20.619							
6	11:17:00.889	1:20.027	+27.472	17.621	14.022	48.384							
(288) Riccardo ALBERTI													
1	11:11:57.394	56.591	+3.614	18.808	15.574	22.209							
2	11:12:52.527	55.133	+2.156	18.978	14.547	21.608							
3	11:13:47.053	54.526	+1.549	18.131	14.702	21.693							
4	11:14:40.577	53.524	+0.547	18.037	14.215	21.272							
5	11:15:34.208	53.631	+0.654	17.832	14.670	21.129							
6	11:16:27.185	52.977		17.720	13.996	21.261							
(304) Alexander TSVETANOS													
1	11:13:41.988	57.395	+3.958	19.884	15.777	21.734							
2	11:14:37.123	55.135	+1.698	18.886	15.084	21.165							
3	11:15:31.162	54.039	+0.602	18.493	14.592	20.954							
4	11:16:25.766	54.604	+1.167	18.166	14.146	22.292							
5	11:17:19.203	53.437		18.215	14.188	21.034							
(302) Ippei YAMAMOTO													
1	11:12:16.569	57.333	+3.204	19.325	16.174	21.834							
2	11:13:14.054	57.485	+3.356	18.269	17.251	21.965							
3	11:15:11.236	1:57.182	+1:03.053	18.457	15.470	1:23.255							
4	11:16:05.365	54.129		19.273	14.428	20.428							
5	11:17:02.479	57.114	+2.985	18.279	14.395	24.440							
(274) Andrea ZEMIN													
1	11:12:11.800	55.838	+1.293	18.962	15.624	21.252							
2	11:13:40.031	1:28.231	+33.686	18.325	15.056	54.850							
3	11:14:36.393	56.362	+1.817	19.438	15.327	21.597							
4	11:15:30.938	54.545		18.607	14.343	21.595							
(268) Cecile MARTINI													
1	11:12:05.929	58.681	+3.831	19.849	16.408	22.424							
2	11:13:03.680	57.751	+2.901	19.024	15.550	23.177							
3	11:14:00.319	56.639	+1.789	19.500	15.126	22.013							
4	11:14:55.419	55.100	+0.250	18.735	14.844	21.521							
5	11:15:50.269	54.850		18.689	14.293	21.868							



Rotax Euro Challenge 2013 Laghi / Italy

Rotax Seniors

Laghi / Italy 1,256 Km

Qualifying Practice Group S1 **-NEW-**


2013-05-24 13:30

Qualifying (15:00 Time) started at 13:30:01

Pos	No.	Name	Nat.	Chassis	Race Team	Laps	Best Tm	Diff	Gap In Lap	km/h
1	236	Jack WEPRIN	USA	Alonso	Dan Holland Racing	6	49.195			91,912
2	270	Oliver MYERS	GBR	Tonykart	Coles Racing	7	49.339	0.144	0.144	91,644
3	272	Santeri KALLIO	FIN	Formula K	FK Racing Team AB Ltd	7	49.371	0.176	0.032	91,584
4	305	Xavier POZZOLI	FRA	Kosmic	Sonic Racing Kart	8	49.384	0.189	0.013	91,560
5	202	Edward BRAND	GBR	Intrepid	Intrepid Driver Program	7	49.413	0.218	0.029	91,506
6	221	Jan JONCK	DNK	Tonykart	RS Competition	7	49.453	0.258	0.040	91,432
7	255	Ludvig MORIN	SWE	Kosmic	Morin Racing	8	49.498	0.303	0.045	91,349
8	268	Cecile MARTINI	FRA	Sodikart	Martini Racing Kart	7	49.508	0.313	0.010	91,331
9	299	Marc GONZALEZ	ESP	Kosmic	Binakart	8	49.537	0.342	0.029	91,277
10	279	Luke VARLEY	GBR	Birel	KMS Hungary	7	49.546	0.351	0.009	91,261
11	219	Sam SCHIPPERS	NLD	FA Kart	Team TKP	7	49.589	0.394	0.043	91,182
12	247	Glenn VAN PARIJS	BEL	Tonykart	Bouvin Power/Raw Racing	7	49.623	0.428	0.034	91,119
13	296	Jeremie LESOUDIER	FRA	FA	DSS	7	49.644	0.449	0.021	91,080
14	253	Kenny VERMEYLEN	BEL	Tecno	Tecno Kart Racing	8	49.648	0.453	0.004	91,073
15	283	Joey VAN SPLUNTEREN	NLD	Gillard	DFK Racing Team	8	49.706	0.511	0.058	90,967
16	225	Kyle FOWLIE	GBR	Tonykart	Strawberry Racing	7	49.719	0.524	0.013	90,943
17	288	Riccardo ALBERTI	ITA	Kosmic	Scarpi Racing Team	8	49.824	0.629	0.105	90,751
18	251	Alberto LA GALA	ITA	Energy	FK Racing Team AB Ltd	9	49.864	0.669	0.040	90,679
19	237	Sten Dorian PIIRIMAGI	EST	Tonykart	Aix Racing Team	7	49.887	0.692	0.023	90,637
20	281	Antoni PTAK	USA	Birel	KMS Hungary	7	49.891	0.696	0.004	90,630
21	308	Nikolaj ROGIVUE	CHE	Birel	Spirit Racing	7	49.902	0.707	0.011	90,610
22	274	Andrea ZEMIN	ITA	Righetti Ridol	Gold Kart Racing Team	7	50.031	0.836	0.129	90,376
23	302	Ippei YAMAMOTO	JPN	Intrepid	Intrepid Driver Program	7	50.083	0.888	0.052	90,282
24	307	Celine HOLDERBAUM	ESP	Kosmic	Binakart	8	50.107	0.912	0.024	90,239
25	246	David RYCHTAR	CZE	Birel	Gregor Racing	8	50.295	1.100	0.188	89,902
Not classified										
DQ	310	Niccolo SCHIRO	ITA	Energy	Energy Racing	8	49.618			91,128

Announcements

These results are provisional until the conclusion of any judicial and technical matters
 No. 310 excluded from Qualifying Practice / reason technical non conformity

Timekeeping Ingrid and Meik Wagner: 

Clerk of the course Nigel Edwards:

www.mylaps.com

Steward (Chairman) Ian Watson:

Chief Scrutineer Paul Klaassen:

Licensed to: Motorsport Events

Printed: 2013-05-24 15:06:34

posted at:

h



Rotax Euro Challenge 2013 Laghi / Italy

Rotax Seniors

Laghi / Italy 1,256 Km

Qualifying Practice Group S1

2013-05-24 13:30

Qualifying (15:00 Time) started at 13:30:01

Lap	Time of Day	Lap Tm	Diff	S1 Tm	S2 Tm	S3 Tm	Lap	Time of Day	Lap Tm	Diff	S1 Tm	S2 Tm	S3 Tm
(236) Jack WEPRIN													
1	13:40:28.205	1:04.020	+14.825	28.459	15.707	19.854	1	13:40:23.729	56.044	+6.536	22.861	13.716	19.467
2	13:41:17.814	49.609	+0.414	17.251	13.255	19.103	2	13:41:13.656	49.927	+0.419	17.248	13.346	19.333
3	13:42:07.009	49.195		16.913	13.203	19.079	3	13:42:03.439	49.783	+0.275	17.251	13.374	19.158
4	13:42:56.716	49.707	+0.512	16.951	13.634	19.122	4	13:42:52.947	49.508		17.100	13.350	19.058
5	13:43:46.334	49.618	+0.423	17.051	13.317	19.250	5	13:43:42.908	49.961	+0.453	17.169	13.398	19.394
6	13:44:42.130	55.796	+6.601	17.505	16.216	22.075	6	13:44:32.834	49.926	+0.418	17.254	13.468	19.204
							7	13:45:22.707	49.873	+0.365	17.209	13.431	19.233
(270) Oliver MYERS													
1	13:40:22.409	55.530	+6.191	22.737	13.535	19.258	1	13:39:55.374	50.904	+1.367	17.748	13.746	19.410
2	13:41:12.048	49.639	+0.300	17.217	13.292	19.130	2	13:40:45.720	50.346	+0.809	17.466	13.601	19.279
3	13:42:01.387	49.339		17.016	13.253	19.070	3	13:41:35.738	50.018	+0.481	17.338	13.357	19.323
4	13:42:50.922	49.535	+0.196	17.075	13.292	19.168	4	13:42:25.797	50.059	+0.522	17.198	13.347	19.514
5	13:43:40.593	49.671	+0.332	17.048	13.326	19.297	5	13:43:16.143	50.346	+0.809	17.342	13.654	19.350
6	13:44:30.069	49.476	+0.137	17.008	13.265	19.203	6	13:44:05.680	49.537		17.123	13.301	19.113
7	13:45:19.500	49.431	+0.092	17.110	13.264	19.057	7	13:44:55.451	49.771	+0.234	17.292	13.369	19.110
							8	13:45:45.174	49.723	+0.186	17.201	13.307	19.215
(272) Santeri KALLIO													
1	13:40:23.491	56.344	+6.973	23.021	13.576	19.747	1	13:40:19.314	53.532	+3.986	20.667	13.466	19.399
2	13:41:13.128	49.637	+0.266	17.195	13.266	19.176	2	13:41:09.090	49.776	+0.230	17.256	13.313	19.207
3	13:42:02.499	49.371		17.054	13.217	19.100	3	13:41:58.636	49.546		17.142	13.288	19.116
4	13:42:52.644	50.145	+0.774	17.375	13.608	19.162	4	13:42:48.507	49.871	+0.325	17.175	13.414	19.282
5	13:43:42.714	50.070	+0.699	17.064	13.292	19.714	5	13:43:38.351	49.844	+0.298	17.136	13.365	19.343
6	13:44:38.784	56.070	+6.699	20.514	16.179	19.377	6	13:44:28.244	49.893	+0.347	17.219	13.404	19.270
7	13:45:28.274	49.490	+0.119	17.113	13.225	19.152	7	13:45:18.002	49.758	+0.212	17.224	13.335	19.199
(305) Xavier POZZOLI													
1	13:39:53.535	50.291	+0.907	17.439	13.443	19.409	1	13:40:27.342	57.111	+7.522	23.761	13.981	19.369
2	13:40:43.343	49.808	+0.424	17.211	13.402	19.195	2	13:41:17.128	49.786	+0.197	17.276	13.277	19.233
3	13:41:33.177	49.834	+0.450	17.103	13.490	19.241	3	13:42:06.717	49.589		17.116	13.245	19.228
4	13:42:25.693	52.516	+3.132	17.224	14.198	21.094	4	13:42:57.262	50.545	+0.956	17.091	14.233	19.221
5	13:43:15.425	49.732	+0.348	17.193	13.397	19.142	5	13:43:47.190	49.928	+0.339	17.335	13.338	19.255
6	13:44:04.809	49.384		16.999	13.272	19.113	6	13:44:38.268	51.078	+1.489	17.160	13.520	20.398
7	13:44:54.372	49.563	+0.179	17.055	13.301	19.207	7	13:45:28.000	49.732	+0.143	17.214	13.251	19.267
8	13:45:44.010	49.638	+0.254	17.052	13.388	19.198							
(202) Edward BRAND													
1	13:40:18.587	50.832	+1.419	18.249	13.384	19.199	1	13:39:27.041	53.996	+4.378	17.931	13.581	22.484
2	13:41:08.129	49.542	+0.129	17.002	13.315	19.225	2	13:40:18.290	51.249	+1.631	18.550	13.441	19.258
3	13:41:57.549	49.420	+0.007	17.025	13.234	19.161	3	13:41:08.659	50.369	+0.751	17.700	13.390	19.279
4	13:42:47.107	49.558	+0.145	16.980	13.422	19.156	4	13:41:58.483	49.824	+0.206	17.255	13.414	19.155
5	13:43:36.544	49.437	+0.024	16.965	13.308	19.164	5	13:42:48.173	49.690	+0.072	17.104	13.288	19.298
6	13:44:25.976	49.432	+0.019	16.962	13.342	19.128	6	13:43:43.762	55.589	+5.971	17.355	15.604	22.630
7	13:45:15.389	49.413		17.025	13.254	19.134	7	13:44:34.816	51.054	+1.436	17.310	14.521	19.223
							8	13:45:24.434	49.618		17.187	13.297	19.134
(221) Jan JONCK													
1	13:39:49.474	50.272	+0.819	17.604	13.453	19.215	1	13:40:20.283	55.600	+5.977	22.868	13.476	19.256
2	13:40:39.543	50.069	+0.616	17.198	13.431	19.440	2	13:41:09.953	49.670	+0.047	17.318	13.290	19.062
3	13:41:29.156	49.613	+0.160	17.072	13.429	19.112	3	13:41:59.826	49.873	+0.250	17.326	13.478	19.069
4	13:42:18.719	49.563	+0.110	17.075	13.320	19.168	4	13:42:49.449	49.623		17.145	13.291	19.187
5	13:43:08.172	49.453		17.064	19.058		5	13:43:39.324	49.875	+0.252	17.255	13.472	19.148
6	13:43:58.349	50.177	+0.724	17.091	13.806	19.280	6	13:44:29.039	49.715	+0.092	17.183	13.238	19.294
7	13:44:48.055	49.706	+0.253	17.152	13.356	19.198	7	13:45:18.759	49.720	+0.097	17.279	13.247	19.194
(255) Ludvig MORIN													
1	13:39:54.087	50.018	+0.520	17.524	13.347	19.147	1	13:40:22.944	55.854	+6.210	22.804	13.589	19.461
2	13:40:43.970	49.883	+0.385	17.404	13.242	19.237	2	13:41:12.732	49.788	+0.144	17.203	13.315	19.270
3	13:41:33.532	49.562	+0.064	17.277	13.269	19.016	3	13:42:02.376	49.644		17.207	13.232	19.205
4	13:42:25.434	51.902	+2.404	17.232	13.419	21.251	4	13:42:52.073	49.697	+0.053	17.145	13.288	19.264
5	13:43:15.830	50.396	+0.898	17.349	13.902	19.145	5	13:43:42.136	50.063	+0.419	17.157	13.352	19.554
6	13:44:05.328	49.498		17.183	13.274	19.041	6	13:44:31.951	49.815	+0.171	17.198	13.346	19.271
7	13:44:54.868	49.540	+0.042	17.194	13.274	19.072	7	13:45:21.743	49.792	+0.148	17.168	13.357	19.267
8	13:45:44.600	49.732	+0.234	17.168	13.444	19.120							
(268) Cecile MARTINI													
1	13:39:53.338	50.408	+0.760	17.520	13.478	19.410	1	13:39:53.338	50.408	+0.760	17.520	13.478	19.410
(299) Marc GONZALEZ													
1	13:39:55.374	50.904	+1.367	17.748	13.746	19.410	1	13:39:55.374	50.904	+1.367	17.748	13.746	19.410
2	13:40:45.720	50.346	+0.809	17.466	13.601	19.279	2	13:40:45.720	50.346	+0.809	17.466	13.601	19.279
3	13:41:35.738	50.018	+0.481	17.338	13.357	19.323	3	13:41:35.738	50.018	+0.481	17.338	13.357	19.323
4	13:42:25.797	50.059	+0.522	17.198	13.347	19.514	4	13:42:25.797	50.059	+0.522	17.198	13.347	19.514
5	13:43:16.143	50.346	+0.809	17.342	13.654	19.350	5	13:43:16.143	50.346	+0.809	17.342	13.654	19.350
6	13:44:05.680	49.537		17.123	13.301	19.113	6	13:44:05.680	49.537		17.123	13.301	19.113
7	13:44:55.451	49.771	+0.234	17.292	13.369	19.110	7	13:44:55.451	49.771	+0.234	17.292	13.369	19.110
8	13:45:45.174	49.723	+0.186	17.201	13.307	19.215	8	13:45:45.174	49.723	+0.186	17.201	13.307	19.215
(279) Luke VARLEY													
1	13:40:19.314	53.532	+3.986	20.667	13.466	19.399	1	13:40:19.314	53.532	+3.986	20.667	13.466	19.399
2	13:41:09.090	49.776	+0.230	17.256	13.313	19.207	2	13:41:09.090	49.776	+0.230	17.256	13.313	19.207
3	13:41:58.636	49.546		17.142	13.288	19.116	3	13:41:58.636	49.546		17.142	13.288	19.116
4	13:42:48.507	49.871	+0.325	17.175	13.414	19.282	4	13:42:48.507	49.871	+0.325			



Rotax Euro Challenge 2013 Laghi / Italy

Rotax Seniors

Laghi / Italy 1,256 Km

Qualifying Practice Group S1

2013-05-24 13:30

Qualifying (15:00 Time) started at 13:30:01

Lap	Time of Day	Lap Tm	Diff	S1 Tm	S2 Tm	S3 Tm
2	13:40:45.083	51.745	+2.097	17.237	13.647	20.861
3	13:41:35.011	49.928	+0.280	17.499	13.279	19.150
4	13:42:24.889	49.878	+0.230	17.159	13.319	19.400
5	13:43:14.592	49.703	+0.055	17.175	13.371	19.157
6	13:44:04.381	49.789	+0.141	17.214	13.380	19.195
7	13:44:54.029	49.648		17.135	13.323	19.190
8	13:45:43.788	49.759	+0.111	17.182	13.324	19.253

(283) Joey VAN SPLUNTEREN

1	13:39:53.790	54.137	+4.431	17.560	13.499	23.078
2	13:40:45.221	51.431	+1.725	17.241	13.358	20.832
3	13:41:34.927	49.706		17.162	13.331	19.213
4	13:42:25.064	50.137	+0.431	17.436	13.350	19.351
5	13:43:14.822	49.758	+0.052	17.223	13.352	19.183
6	13:44:04.628	49.806	+0.100	17.212	13.341	19.253
7	13:44:54.644	50.016	+0.310	17.454	13.365	19.197
8	13:45:44.488	49.844	+0.138	17.133	13.418	19.293

(225) Kyle FOWLIE

1	13:40:26.488	59.973	+10.254	26.439	14.018	19.516
2	13:41:16.610	50.122	+0.403	17.315	13.459	19.348
3	13:42:06.378	49.768	+0.049	17.150	13.311	19.307
4	13:42:58.087	51.709	+1.990	17.271	14.794	19.644
5	13:43:47.932	49.845	+0.126	17.199	13.331	19.315
6	13:44:37.756	49.824	+0.105	17.161	13.351	19.312
7	13:45:27.475	49.719		17.143	13.268	19.308

(288) Riccardo ALBERTI

1	13:39:21.192	51.282	+1.458	17.557	13.505	20.220
2	13:40:11.219	50.027	+0.203	17.251	13.367	19.409
3	13:41:01.640	50.421	+0.597	17.166	13.601	19.654
4	13:41:51.677	50.037	+0.213	17.190	13.479	19.368
5	13:42:41.501	49.824		17.198	13.409	19.217
6	13:43:31.336	49.835	+0.011	17.191	13.391	19.253
7	13:44:21.424	50.088	+0.264	17.244	13.523	19.321
8	13:45:12.255	50.831	+1.007	17.728	13.819	19.284

(251) Alberto LA GALA

1	13:38:49.868	51.685	+1.821	18.285	13.775	19.625
2	13:39:40.168	50.300	+0.436	17.418	13.498	19.384
3	13:40:30.053	49.885	+0.021	17.112	13.406	19.367
4	13:41:20.178	50.125	+0.261	17.343	13.506	19.276
5	13:42:10.054	49.876	+0.012	17.058	13.416	19.402
6	13:42:59.984	49.930	+0.066	17.064	13.545	19.321
7	13:43:49.943	49.959	+0.095	17.172	13.475	19.312
8	13:44:39.994	50.051	+0.187	17.097	13.464	19.490
9	13:45:29.858	49.864		17.147	13.439	19.278

(237) Sten Dorian PIIRIMAGI

1	13:39:57.912	50.724	+0.837	17.850	13.505	19.369
2	13:40:47.839	49.927	+0.040	17.316	13.377	19.234
3	13:41:37.726	49.887		17.275	13.369	19.243
4	13:42:27.823	50.097	+0.210	17.288	13.540	19.269
5	13:43:23.514	55.691	+5.804	17.343	15.362	22.986
6	13:44:13.448	49.934	+0.047	17.229	13.444	19.261
7	13:45:08.479	55.031	+5.144	17.240	14.414	23.377

(281) Antoni PTAK

1	13:40:19.629	53.695	+3.804	20.692	13.528	19.475
2	13:41:09.544	49.915	+0.024	17.326	13.396	19.193
3	13:41:59.435	49.891		17.156	13.409	19.326
4	13:42:49.357	49.922	+0.031	17.195	13.423	19.304
5	13:43:39.762	50.405	+0.514	17.602	13.498	19.305
6	13:44:29.703	49.941	+0.050	17.215	13.444	19.282
7	13:45:20.928	51.225	+1.334	17.953	13.609	19.663

Lap	Time of Day	Lap Tm	Diff	S1 Tm	S2 Tm	S3 Tm
(308) Nikolaj ROGIVUE						
1	13:40:03.024	50.877	+0.975	17.732	13.652	19.493
2	13:40:52.945	49.921	+0.019	17.288	13.312	19.321
3	13:41:42.902	49.957	+0.055	17.259	13.449	19.249
4	13:42:32.804	49.902		17.152	13.520	19.230
5	13:43:22.904	50.100	+0.198	17.270	13.387	19.443
6	13:44:12.969	50.065	+0.163	17.164	13.415	19.486
7	13:45:03.003	50.034	+0.132	17.301	13.400	19.333

(274) Andrea ZEMIN

1	13:39:23.351	51.354	+1.323	17.738	13.472	20.144
2	13:40:13.506	50.155	+0.124	17.490	13.395	19.270
3	13:41:03.537	50.031		17.269	13.460	19.302
4	13:41:53.877	50.340	+0.309	17.330	13.500	19.510
5	13:42:47.583	53.706	+3.675	19.692	14.696	19.318
6	13:43:38.673	51.090	+1.059	17.336	13.755	19.999
7	13:44:29.314	50.641	+0.610	17.383	13.467	19.791

(302) Ippei YAMAMOTO

1	13:40:20.015	53.805	+3.722	20.662	13.637	19.506
2	13:41:10.595	50.580	+0.497	17.812	13.530	19.238
3	13:42:01.206	50.611	+0.528	17.636	13.648	19.327
4	13:42:51.544	50.338	+0.255	17.669	13.405	19.264
5	13:43:42.367	50.823	+0.740	17.354	13.512	19.957
6	13:44:32.450	50.083		17.340	13.421	19.322
7	13:45:22.589	50.139	+0.056	17.329	13.532	19.278

(307) Celine HOLDERBAUM

1	13:39:45.786	51.216	+1.109	17.788	13.663	19.765
2	13:40:36.137	50.351	+0.244	17.430	13.391	19.530
3	13:41:26.636	50.499	+0.392	17.413	13.612	19.474
4	13:42:17.021	50.385	+0.278	17.332	13.527	19.526
5	13:43:07.304	50.283	+0.176	17.308	13.520	19.455
6	13:43:58.698	51.394	+1.287	17.765	14.167	19.462
7	13:44:48.805	50.107		17.386	13.405	19.316
8	13:45:38.913	50.108	+0.001	17.313	13.470	19.325

(246) David RYCHTAR

1	13:39:55.807	51.865	+1.570	18.096	14.097	19.672
2	13:40:46.451	50.644	+0.349	17.673	13.515	19.456
3	13:41:36.954	50.503	+0.208	17.548	13.444	19.511
4	13:42:27.425	50.471	+0.176	17.486	13.509	19.476
5	13:43:17.994	50.569	+0.274	17.519	13.478	19.572
6	13:44:08.289	50.295		17.439	13.471	19.385
7	13:44:58.760	50.471	+0.176	17.403	13.532	19.536
8	13:45:49.271	50.511	+0.216	17.400	13.572	19.539



Rotax Euro Challenge 2013 Laghi / Italy

Rotax Seniors

Laghi / Italy 1,256 Km

Qualifying Practice Group S2

2013-05-24 14:00

Qualifying (15:00 Time) started at 14:00:01

Pos	No.	Name	Nat.	Chassis	Race Team	Laps	Best Tm	Diff	Gap In Lap	km/h
1	222	Harry WEBB	GBR	Tonykart	Strawberry Racing	8	49.008			
2	206	Philip MORIN	SWE	Alonso	Dan Holland Racing	7	49.045	0.037	0.037	3 92,193
3	282	Mark FERENCZ	HUN	DR	VPDR	9	49.142	0.134	0.097	8 92,011
4	297	Max VERSTAPPEN	ITA	CRG	CRG SPA	8	49.179	0.171	0.037	6 91,942
5	239	Niklas TIIHONEN	FIN	Formula K	FK Racing Team AB Ltd	8	49.209	0.201	0.030	2 91,886
6	223	Aavo TALVAR	EST	Tonykart	Talvar Racing	6	49.303	0.295	0.094	3 91,710
7	260	Charlie TURNER	GBR	Tonykart	Coles Racing	9	49.324	0.316	0.021	3 91,671
8	208	Jiri FORMAN	CZE	Tonykart	Protrain Racing	8	49.325	0.317	0.001	2 91,670
9	276	Martin HENCKEL MORTEN	DNK	Tonykart	RS Competition	10	49.382	0.374	0.057	5 91,564
10	263	Tobias HOLM	DNK	Tonykart	RS Competition	10	49.390	0.382	0.008	5 91,549
11	214	Petr BEZEL	CZE	MS Kart	MS Kart Racing Team	8	49.454	0.446	0.064	3 91,430
12	301	Filippo LAGHI	ITA	Haase	Motor ONE	5	49.472	0.464	0.018	3 91,397
13	217	Maximilian WEINZIERL	AUT	Alonso	Dan Holland Racing	8	49.480	0.472	0.008	6 91,382
14	264	Jules COUSIN	FRA	FA Kart	DSS Kart	8	49.498	0.490	0.018	5 91,349
15	309	Zachary CLAMAN DE MELC	CAN	CRG	CRG SPA	7	49.516	0.508	0.018	4 91,316
16	218	Antoine BARTHON	FRA	Formula K	FK Racing Team AB Ltd	8	49.517	0.509	0.001	2 91,314
17	249	Alessandro TROMBELLI	ITA	Energy	FK Racing Team AB Ltd	9	49.559	0.551	0.042	3 91,237
18	230	Fazio FRANSEN	NLD	CRG	CRG Holland	8	49.600	0.592	0.041	5 91,161
19	242	Lukasz BARTHOSZUK	POL	Tonykart	Wyrzykowski Motorsport	11	49.655	0.647	0.055	4 91,060
20	235	Petr FULIN	CZE	OK1	OK1 Racing Team	8	49.712	0.704	0.057	7 90,956
21	293	Henrique BAPTISTA	PRT	Kosmic	Paul Carr Racing	8	49.714	0.706	0.002	6 90,952
22	244	Alfredo ZABALZA	MEX	Kosmic	Paul Carr Racing	8	49.765	0.757	0.051	2 90,859
23	300	Lorenzo SCATIGNA	ITA	Haase	Motor.one	5	49.809	0.801	0.044	2 90,779
24	292	Fabian ERLE	DEU	Maranello	Nees Racing	11	49.846	0.838	0.037	4 90,711
25	304	Alexander TSVETANOS	BUL	Tonykart	BVA Racing Team	12	50.386	1.378	0.540	7 89,739

Announcements

These results are provisional until the conclusion of any judicial and technical matters

Timekeeping Ingrid and Meik Wagner:

Clerk of the course Nigel Edwards:

www.mylaps.com

Steward (Chairman) Ian Watson:

Chief Scrutineer Paul Klaassen:

Licensed to: Motorsport Events



Rotax Euro Challenge 2013 Laghi / Italy

Rotax Seniors

Laghi / Italy 1,256 Km

Qualifying Practice Group S2

2013-05-24 14:00

Qualifying (15:00 Time) started at 14:00:01

Lap	Time of Day	Lap Tm	Diff	S1 Tm	S2 Tm	S3 Tm
(222) Harry WEBB						
1	14:09:41.269	49.765	+0.757	17.253	13.332	19.180
2	14:10:30.419	49.150	+0.142	16.926	13.305	18.919
3	14:11:19.427	49.008		16.840	13.234	18.934
4	14:12:08.529	49.102	+0.094	16.861	13.201	19.040
5	14:12:57.565	49.036	+0.028	16.841	13.210	18.985
6	14:13:46.732	49.167	+0.159	16.878	13.293	18.996
7	14:14:36.004	49.272	+0.264	16.957	13.251	19.064
8	14:15:30.767	54.763	+5.755	18.461	15.236	21.066

(206) Philip MORIN						
1	14:09:58.404	49.681	+0.636	17.426	13.252	19.003
2	14:10:47.657	49.253	+0.208	16.994	13.292	18.967
3	14:11:36.702	49.045		16.902	13.160	18.983
4	14:12:25.952	49.250	+0.205	16.966	13.307	18.977
5	14:13:15.288	49.336	+0.291	17.121	13.201	19.014
6	14:14:04.737	49.449	+0.404	17.066	13.320	19.063
7	14:15:01.174	56.437	+7.392	18.458	15.674	22.305

(282) Mark FERENCZ						
1	14:07:00.137	50.035	+0.893	17.529	13.367	19.139
2	14:07:49.325	49.188	+0.046	16.899	13.161	19.128
3	14:08:39.699	50.374	+1.232	17.018	13.269	20.087
4	14:09:28.970	49.271	+0.129	17.000	13.175	19.096
5	14:10:22.987	54.017	+4.875	16.918	13.183	23.916
6	14:11:13.639	50.652	+1.510	18.243	13.319	19.090
7	14:12:02.879	49.240	+0.098	16.876	13.332	19.032
8	14:12:52.021	49.142		16.891	13.206	19.045
9	14:13:41.234	49.213	+0.071	16.914	13.169	19.130

(297) Max VERSTAPPEN						
1	14:09:03.114	49.733	+0.554	17.269	13.383	19.081
2	14:09:52.501	49.387	+0.208	17.021	13.274	19.092
3	14:10:41.819	49.318	+0.139	17.013	13.248	19.057
4	14:11:31.189	49.370	+0.191	17.052	13.253	19.065
5	14:12:20.434	49.245	+0.066	16.955	13.273	19.017
6	14:13:09.613	49.179		16.931	13.206	19.042
7	14:13:58.881	49.268	+0.089	16.967	13.243	19.058
8	14:14:48.606	49.725	+0.546	17.027	13.254	19.444

(239) Niklas TIHONEN						
1	14:09:05.507	49.669	+0.460	17.054	13.457	19.158
2	14:09:54.716	49.209		16.979	13.215	19.015
3	14:10:44.432	49.716	+0.507	16.974	19.361	19.361
4	14:11:33.807	49.375	+0.166	17.033	13.273	19.069
5	14:12:23.297	49.490	+0.281	16.980	13.358	19.152
6	14:13:14.457	51.160	+1.951	17.133	14.591	19.436
7	14:14:04.038	49.581	+0.372	17.063	13.358	19.160
8	14:14:53.756	49.718	+0.509	17.097	13.378	19.243

(223) Aavo TALVAR						
1	14:09:31.537	49.835	+0.532	17.403	13.342	19.090
2	14:10:20.934	49.397	+0.094	16.973	13.269	19.155
3	14:11:10.237	49.303		16.961	13.303	19.039
4	14:12:01.943	51.706	+2.403	17.080	14.478	20.148
5	14:12:51.285	49.342	+0.039	17.031	13.292	19.019
6	14:13:40.893	49.608	+0.305	17.079	13.341	19.188

(260) Charlie TURNER						
1	14:09:09.604	52.254	+2.930	19.612	13.404	19.238
2	14:09:59.198	49.594	+0.270	17.115	13.563	18.916
3	14:10:48.522	49.324		16.998	13.300	19.026
4	14:11:37.851	49.329	+0.005	16.965	13.262	19.102
5	14:12:27.267	49.416	+0.092	16.984	13.332	19.100
6	14:13:16.808	49.541	+0.217	17.088	13.402	19.051

7	14:14:06.332	49.524	+0.200	17.049	13.349	19.126
8	14:14:56.267	49.935	+0.611	17.166	13.409	19.360
9	14:15:46.218	49.951	+0.627	17.190	13.510	19.251

(208) Jiri FORMAN						
1	14:09:25.022	49.812	+0.487	17.353	13.340	19.119
2	14:10:14.347	49.325		17.116	13.236	18.973
3	14:11:03.806	49.459	+0.134	17.087	13.294	19.078
4	14:11:53.244	49.438	+0.113	17.072	13.295	19.071
5	14:12:43.001	49.757	+0.432	17.205	13.240	19.312
6	14:13:32.601	49.600	+0.275	17.116	13.325	19.159
7	14:14:22.226	49.625	+0.300	17.113	13.329	19.183
8	14:15:11.998	49.772	+0.447	17.193	13.385	19.194

(276) Martin HENCKEL MORTENSEN						
1	14:06:53.533	49.866	+0.484	17.355	13.372	19.139
2	14:07:43.148	49.615	+0.233	17.099	13.284	19.232
3	14:08:32.905	49.757	+0.375	17.114	13.436	19.207
4	14:09:22.452	49.547	+0.165	17.036	13.446	19.065
5	14:10:11.834	49.382		17.057	13.289	19.036
6	14:11:01.313	49.479	+0.097	17.008	13.310	19.161
7	14:11:50.958	49.645	+0.263	17.151	13.368	19.126
8	14:12:40.531	49.573	+0.191	17.046	13.314	19.213
9	14:13:30.144	49.613	+0.231	17.049	13.369	19.195
10	14:14:19.773	49.629	+0.247	17.037	13.457	19.135

(263) Tobias HOLM						
1	14:06:54.414	50.212	+0.822	17.557	13.435	19.220
2	14:07:44.090	49.676	+0.286	17.170	13.293	19.213
3	14:08:33.895	49.805	+0.415	17.151	13.353	19.301
4	14:09:23.585	49.690	+0.300	17.140	13.380	19.170
5	14:10:12.975	49.390		16.994	13.320	19.076
6	14:11:02.815	49.840	+0.450	17.340	13.352	19.148
7	14:11:52.635	49.820	+0.430	17.184	13.371	19.265
8	14:12:43.557	50.922	+1.532	17.108	13.603	20.211
9	14:13:33.193	49.636	+0.246	17.111	13.278	19.247
10	14:14:23.513	50.320	+0.930	17.628	13.378	19.314

(214) Petr BEZEL						
1	14:09:25.889	50.081	+0.627	17.618	13.318	19.145
2	14:10:15.384	49.495	+0.041	17.098	13.306	19.091
3	14:11:04.838	49.454		17.034	13.239	19.181
4	14:11:54.399	49.561	+0.107	17.064	13.324	19.173
5	14:12:43.861	49.462	+0.008	17.043	13.257	19.162
6	14:13:33.345	49.484	+0.030	17.047	13.282	19.155
7	14:14:22.959	49.614	+0.160	17.141	13.344	19.129
8	14:15:12.982	50.023	+0.569	17.081	13.567	19.375

(301) Filippo LAGHI						
1	14:09:15.131	50.203	+0.731	17.560	13.437	19.206
2	14:10:04.710	49.579	+0.107	17.050	13.362	19.167
3	14:10:54.182	49.472		16.955	13.401	19.116
4	14:11:44.172	49.990	+0.518	17.350	13.357	19.283
5	14:12:33.909	49.737	+0.265	17.125	13.408	19.204

(217) Maximilian WEINZIERL						
1	14:09:21.989	51.655	+2.175	18.882	13.488	19.285
2	14:10:11.519	49.530	+0.050	17.029	13.261	19.240
3	14:11:08.887	57.368	+7.888	17.004	13.295	27.069
4	14:12:01.217	52.330	+2.850	19.714	13.494	19.122
5	14:12:50.866	49.649	+0.169	17.078	13.393	19.178
6	14:13:40.346	49.480		17.061	13.310	19.109
7	14:14:29.846	49.500	+0.020	17.007	13.312	19.181
8	14:15:19.450	49.604	+0.124	17.046	13.323	19.235

(264) Jules COUSIN						
---------------------------	--	--	--	--	--	--



Rotax Euro Challenge 2013 Laghi / Italy

Rotax Seniors

Laghi / Italy 1,256 Km

Qualifying Practice Group S2

2013-05-24 14:00

Qualifying (15:00 Time) started at 14:00:01

Lap	Time of Day	Lap Tm	Diff	S1 Tm	S2 Tm	S3 Tm	Lap	Time of Day	Lap Tm	Diff	S1 Tm	S2 Tm	S3 Tm
1	14:09:41.976	49.873	+0.375	17.461	13.337	19.075	4	14:11:43.863	49.889	+0.177	17.156	13.376	19.357
2	14:10:31.508	49.532	+0.034	17.154	13.247	19.131	5	14:12:33.662	49.799	+0.087	17.249	13.332	19.218
3	14:11:21.011	49.503	+0.005	17.055	13.235	19.213	6	14:13:23.988	50.326	+0.614	17.179	13.456	19.691
4	14:12:10.584	49.573	+0.075	17.102	13.268	19.203	7	14:14:13.700	49.712		17.158	13.345	19.209
5	14:13:00.082	49.498		17.085	13.253	19.160	8	14:15:03.532	49.832	+0.120	17.181	13.401	19.250
6	14:13:49.633	49.551	+0.053	17.017	13.308	19.226	(293) Henrique BAPTISTA						
7	14:14:48.946	59.313	+9.815	21.024	17.385	20.904	1	14:09:22.909	52.555	+2.841	19.476	13.705	19.374
8	14:15:38.896	49.950	+0.452	17.257	13.365	19.328	2	14:10:12.695	49.786	+0.072	17.189	13.548	19.049
(309) Zachary CLAMAN DE MELO							3	14:11:03.363	50.668	+0.954	17.906	13.452	19.310
1	14:09:04.526	50.479	+0.963	17.320	13.852	19.307	4	14:11:53.115	49.752	+0.038	17.359	13.292	19.101
2	14:09:54.190	49.664	+0.148	17.201	13.308	19.155	5	14:12:43.210	50.095	+0.381	17.157	13.302	19.636
3	14:10:43.750	49.560	+0.044	17.034	13.344	19.182	6	14:13:32.924	49.714		17.274	13.348	19.092
4	14:11:33.266	49.516		17.011	13.243	19.262	7	14:14:22.691	49.767	+0.053	17.173	13.378	19.216
5	14:12:23.569	50.303	+0.787	17.020	13.367	19.916	8	14:15:13.145	50.454	+0.740	17.175	13.879	19.400
6	14:13:13.312	49.743	+0.227	17.123	13.371	19.249	(244) Alfredo ZABALZA						
7	14:14:03.145	49.833	+0.317	17.164	13.366	19.303	1	14:09:26.366	50.306	+0.541	17.590	13.374	19.342
(218) Antoine BARTHON							2	14:10:16.131	49.765		17.253	13.285	19.227
1	14:09:26.121	50.406	+0.889	17.487	13.354	19.565	3	14:11:05.938	49.807	+0.042	17.118	13.372	19.317
2	14:10:15.638	49.517		17.174	13.294	19.049	4	14:11:56.002	50.064	+0.299	17.134	13.661	19.269
3	14:11:05.398	49.760	+0.243	17.066	13.282	19.412	5	14:12:45.900	49.898	+0.133	17.072	13.467	19.359
4	14:11:55.054	49.656	+0.139	17.093	13.378	19.185	6	14:13:35.784	49.884	+0.119	17.077	13.513	19.294
5	14:12:44.667	49.613	+0.096	17.141	13.313	19.159	7	14:14:25.913	50.129	+0.364	17.198	13.527	19.404
6	14:13:34.331	49.664	+0.147	17.100	13.315	19.249	8	14:15:16.098	50.185	+0.420	17.199	13.546	19.440
7	14:14:23.974	49.643	+0.126	17.083	13.334	19.226	(300) Lorenzo SCATIGNA						
8	14:15:13.934	49.960	+0.443	17.091	13.478	19.391	1	14:08:58.342	50.273	+0.464	17.465	13.454	19.354
(249) Alessandro TROMBELLI							2	14:09:48.151	49.809		17.058	13.370	19.381
1	14:09:07.145	49.955	+0.396	17.329	13.412	19.214	3	14:10:38.361	50.210	+0.401	17.127	13.526	19.557
2	14:09:56.939	49.794	+0.235	17.201	13.349	19.244	4	14:11:28.277	49.916	+0.107	17.101	13.455	19.360
3	14:10:46.498	49.559		17.010	13.363	19.186	5	14:12:18.202	49.925	+0.116	17.190	13.464	19.271
4	14:11:36.351	49.853	+0.294	17.151	13.403	19.299	(292) Fabian ERLE						
5	14:12:26.336	49.985	+0.426	17.156	13.639	19.190	1	14:07:12.802	52.106	+2.260	18.603	13.889	19.614
6	14:13:16.158	49.822	+0.263	17.122	13.443	19.257	2	14:08:03.629	50.827	+0.981	17.699	13.673	19.455
7	14:14:05.922	49.764	+0.205	17.139	13.397	19.228	3	14:08:53.759	50.130	+0.284	17.304	13.540	19.286
8	14:14:57.709	51.787	+2.228	17.280	13.528	20.979	4	14:09:43.605	49.846		17.117	13.451	19.278
9	14:15:47.664	49.955	+0.396	17.159	13.459	19.337	5	14:10:33.627	50.022	+0.176	17.167	13.512	19.343
(230) Fazio FRANSEN							6	14:11:23.701	50.074	+0.228	17.181	13.581	19.312
1	14:09:06.894	49.865	+0.265	17.287	13.433	19.145	7	14:12:13.788	50.087	+0.241	17.193	13.501	19.393
2	14:09:56.568	49.674	+0.074	17.136	13.368	19.170	8	14:13:03.939	50.151	+0.305	17.253	13.531	19.367
3	14:10:46.271	49.703	+0.103	17.079	13.414	19.210	9	14:13:54.023	50.084	+0.238	17.191	13.526	19.367
4	14:11:37.506	51.235	+1.635	17.195	14.061	19.979	10	14:14:44.243	50.220	+0.374	17.252	13.566	19.402
5	14:12:27.106	49.600		17.132	13.327	19.141	11	14:15:34.534	50.291	+0.445	17.303	13.560	19.428
6	14:13:17.218	50.112	+0.512	17.067	13.892	19.153	(304) Alexander TSVETANOS						
7	14:14:06.890	49.672	+0.072	17.071	13.415	19.186	1	14:02:21.834	51.969	+1.583	18.277	13.879	19.813
8	14:14:56.797	49.907	+0.307	17.081	13.347	19.479	2	14:03:13.512	51.678	+1.292	17.811	14.039	19.828
(242) Lukasz BARTHOSZUK							3	14:04:04.787	51.275	+0.889	17.641	13.663	19.971
1	14:06:58.304	50.280	+0.625	17.468	13.559	19.253	4	14:04:55.560	50.773	+0.387	17.642	13.583	19.548
2	14:07:48.034	49.730	+0.075	17.144	13.365	19.221	5	14:05:46.600	51.040	+0.654	17.613	13.598	19.829
3	14:08:38.499	50.465	+0.810	17.525	13.416	19.524	6	14:06:37.408	50.808	+0.422	17.547	13.724	19.537
4	14:09:28.154	49.655		17.124	13.392	19.139	7	14:07:27.794	50.386		17.404	13.512	19.470
5	14:10:17.921	49.767	+0.112	17.247	13.386	19.134	8	14:08:18.483	50.689	+0.303	17.642	13.596	19.451
6	14:11:07.695	49.774	+0.119	17.146	13.397	19.231	9	14:09:09.139	50.656	+0.270	17.571	13.461	19.624
7	14:11:57.590	49.895	+0.240	17.138	13.416	19.341	10	14:10:00.436	51.297	+0.911	17.541	14.265	19.491
8	14:12:47.421	49.831	+0.176	17.128	13.445	19.258	11	14:10:50.947	50.511	+0.125	17.433	13.491	19.587
9	14:13:37.233	49.812	+0.157	17.143	13.408	19.261	12	14:11:41.478	50.531	+0.145	17.426	13.478	19.627
10	14:14:27.033	49.800	+0.145	17.163	13.323	19.314							
11	14:15:16.909	49.876	+0.221	17.132	13.412	19.332							
(235) Petr FULIN							1	14:09:14.167	50.330	+0.618	17.580	13.545	19.205
2	14:10:04.026	49.859	+0.147	17.263	13.372	19.224	3	14:10:53.974	49.948	+0.236	17.229	13.407	19.312



Rotax Euro Challenge 2013 Laghi / Italy

Rotax Seniors

Laghi / Italy 1,256 Km

Qualifying Practice Group S3

2013-05-24 14:30

Qualifying (15:00 Time) started at 14:30:00

Pos	No.	Name	Nat.	Chassis	Race Team	Laps	Best Tm	Diff	Gap In Lap	km/h
1	231	Pierce LEHANE	AUS	Alonso	Dan Holland Racing	6	49.044			3 92,195
2	241	Karol DABSKI	POL	Praga	Praga Racing	6	49.104	0.060	0.060	3 92,082
3	228	Eugene DENYSSEN	ZAF	Alonso	Dan Holland Racing	7	49.139	0.095	0.035	2 92,017
4	234	Charlie EASTWOOD	IRL	Tonykart	Strawberry Racing	7	49.246	0.202	0.107	4 91,817
5	240	Eva BENES	FRA	Kosmic	PKS	8	49.257	0.213	0.011	6 91,796
6	207	Bas DE LAAT	NLD	Gillard	PDB Kart Racing	5	49.283	0.239	0.026	3 91,748
7	227	Ryo HIROOKA	JPN	Intrepid	Intrepid Driver Program	7	49.338	0.294	0.055	5 91,645
8	258	Randy BERGLAS	CHE	Zanardi	G Star Raw Racing	7	49.365	0.321	0.027	5 91,595
9	298	Felice TIENE	ITA	CRG	CRG SPA	7	49.388	0.344	0.023	4 91,553
10	226	Jessica BACKMAN	SWE	Tonykart	Strawberry Racing	7	49.418	0.374	0.030	4 91,497
11	250	Lennert VAN BOGAERT	BEL	Sodi	WINMAX Team	7	49.553	0.509	0.135	2 91,248
12	216	Bryan EERDEN	NLD	Gillard	PDB Kart Racing	7	49.575	0.531	0.022	3 91,207
13	248	Juuso PYKALAINEN	FIN	Tonykart	MPT Racing	7	49.587	0.543	0.012	6 91,185
14	271	Kristian THORSEN	DNK	Tonykart	RS Competition	8	49.638	0.594	0.051	7 91,092
15	259	Max RENBERG	SWE	Tonykart	Renbergs Racing	7	49.687	0.643	0.049	4 91,002
16	284	Antoine LEPESQUEUX	FRA	Sodi	WINMAX Team	7	49.698	0.654	0.011	3 90,982
17	306	Yuto TSUJII	JPN	DR	VPDR	8	49.730	0.686	0.032	7 90,923
18	245	Berat TURKER	TUR	Formula K	Formula K UK	7	49.730	0.686		4 90,923
19	267	Michael COOL	BEL	Tonykart	Bouvin Power	6	49.766	0.722	0.036	2 90,857
20	295	Nicholas LEVA	FIN	Formula K	FK Racing Team AB Ltd	7	49.841	0.797	0.075	4 90,720
21	275	Massimo ACETO	ITA	Righetti Ridol	Gold Kart Racing Team	11	49.963	0.919	0.122	6 90,499
22	261	Aggelos MALANDRINOS	GRC	Tonykart	A M Racing Kart Team	9	49.996	0.952	0.033	6 90,439
23	277	Ameer HASSAN	ARE	FA Kart	Team TKP	7	50.192	1.148	0.196	5 90,086

Not classified

DNS	266	Connor JUPP	GBR	Alonso	Dan Holland Racing					0 -
DNS	303	Carlo BORGHESE	ITA	RK	Laudato Racing Team					0 -

Announcements

These results are provisional until the conclusion of any judicial and technical matters

Timekeeping Ingrid and Meik Wagner:

Clerk of the course Nigel Edwards:

www.mylaps.com

Steward (Chairman) Ian Watson:

Chief Scrutineer Paul Klaassen:

Licensed to: Motorsport Events

Printed: 2013-05-24 14:46:41

posted at:

h



Rotax Euro Challenge 2013 Laghi / Italy

Rotax Seniors

Laghi / Italy 1,256 Km

Qualifying Practice Group S3

2013-05-24 14:30

Qualifying (15:00 Time) started at 14:30:00

Lap	Time of Day	Lap Tm	Diff	S1 Tm	S2 Tm	S3 Tm
(231) Pierce LEHANE						
1	14:41:00.782	57.771	+8.727	22.555	16.034	19.182
2	14:41:49.970	49.188	+0.144	17.087	13.171	18.930
3	14:42:39.014	49.044		16.965	13.195	18.884
4	14:43:28.114	49.100	+0.056	16.957	13.155	18.988
5	14:44:17.274	49.160	+0.116	17.017	13.173	18.970
6	14:45:06.530	49.256	+0.212	16.895	13.320	19.041

(241) Karol DABSKI						
1	14:41:01.218	1:00.696	+11.592	25.269	15.797	19.630
2	14:41:50.436	49.218	+0.114	17.016	13.186	19.016
3	14:42:39.540	49.104		16.929	13.164	19.011
4	14:43:28.650	49.110	+0.006	16.909	13.177	19.024
5	14:44:17.929	49.279	+0.175	16.962	13.215	19.102
6	14:45:07.253	49.324	+0.220	16.925	13.317	19.082

(228) Eugene DENYSSEN						
1	14:40:52.467	56.434	+7.295	23.530	13.611	19.293
2	14:41:41.606	49.139		16.947	13.226	18.966
3	14:42:30.840	49.234	+0.095	16.936	13.210	19.088
4	14:43:20.360	49.520	+0.381	16.978	13.410	19.132
5	14:44:09.854	49.494	+0.355	16.991	13.293	19.210
6	14:45:00.552	50.698	+1.559	17.173	14.165	19.360
7	14:45:50.163	49.611	+0.472	17.022	13.332	19.257

(234) Charlie EASTWOOD						
1	14:40:50.412	55.838	+6.592	22.861	13.657	19.320
2	14:41:39.698	49.286	+0.040	17.099	13.169	19.018
3	14:42:28.979	49.281	+0.035	17.010	13.271	19.000
4	14:43:18.225	49.246		16.955	13.216	19.075
5	14:44:07.695	49.470	+0.224	17.050	13.335	19.085
6	14:44:57.043	49.348	+0.102	16.925	13.313	19.110
7	14:45:46.483	49.440	+0.194	16.985	13.345	19.110

(240) Eva BENES						
1	14:39:27.793	50.139	+0.882	17.482	13.404	19.253
2	14:40:17.464	49.671	+0.414	17.153	13.324	19.194
3	14:41:06.819	49.355	+0.098	17.029	13.223	19.103
4	14:41:56.158	49.339	+0.082	17.010	13.201	19.128
5	14:42:45.708	49.550	+0.293	17.024	13.355	19.171
6	14:43:34.965	49.257		16.887	13.305	19.065
7	14:44:24.362	49.397	+0.140	17.015	13.244	19.138
8	14:45:13.725	49.363	+0.106	16.937	13.255	19.171

(207) Bas DE LAAT						
1	14:40:53.582	58.390	+9.107	22.912	14.763	20.715
2	14:41:43.101	49.519	+0.236	17.193	13.163	19.163
3	14:42:32.384	49.283		17.006	13.188	19.089
4	14:43:22.153	49.769	+0.486	17.033	13.265	19.471
5	14:44:11.747	49.594	+0.311	17.148	13.257	19.189

(227) Ryo HIROOKA						
1	14:40:50.969	58.959	+9.621	25.872	13.705	19.382
2	14:41:40.421	49.452	+0.114	17.119	13.266	19.067
3	14:42:30.024	49.603	+0.265	16.992	13.560	19.051
4	14:43:19.419	49.395	+0.057	16.967	13.276	19.152
5	14:44:08.757	49.338		16.922	13.280	19.136
6	14:44:58.114	49.357	+0.019	16.987	13.288	19.082
7	14:45:47.685	49.571	+0.233	17.033	13.396	19.142

(258) Randy BERGLAS						
1	14:40:34.507	50.729	+1.364	17.658	13.810	19.261
2	14:41:24.341	49.834	+0.469	17.002	13.620	19.212
3	14:42:13.709	49.368	+0.003	17.027	13.243	19.098
4	14:43:03.077	49.368	+0.003	16.986	13.260	19.122

5	14:43:52.442	49.365		17.009	13.253	19.103
6	14:44:42.412	49.970	+0.605	17.288	13.343	19.339
7	14:45:32.460	50.048	+0.683	17.198	13.490	19.360

(298) Felice TIENE						
1	14:40:33.597	50.426	+1.038	17.573	13.692	19.161
2	14:41:23.205	49.608	+0.220	17.180	13.293	19.135
3	14:42:12.663	49.458	+0.070	17.054	13.275	19.129
4	14:43:02.051	49.388		17.012	13.269	19.107
5	14:43:51.618	49.567	+0.179	17.045	13.335	19.187
6	14:44:41.081	49.463	+0.075	17.003	13.335	19.125
7	14:45:30.582	49.501	+0.113	17.053	13.322	19.126

(226) Jessica BACKMAN						
1	14:40:36.290	51.123	+1.705	17.934	13.690	19.499
2	14:41:26.150	49.860	+0.442	17.219	13.430	19.211
3	14:42:15.730	49.580	+0.162	16.998	13.359	19.223
4	14:43:05.148	49.418		17.028	13.291	19.099
5	14:43:54.676	49.528	+0.110	16.954	13.369	19.205
6	14:44:44.241	49.565	+0.147	17.091	13.308	19.166
7	14:45:33.689	49.448	+0.030	17.047	13.328	19.073

(250) Lennert VAN BOGAERT						
1	14:40:24.081	50.102	+0.549	17.429	13.424	19.249
2	14:41:13.634	49.553		17.155	13.310	19.088
3	14:42:03.306	49.672	+0.119	17.240	13.316	19.116
4	14:42:52.895	49.589	+0.036	17.097	13.287	19.205
5	14:43:42.644	49.749	+0.196	17.144	13.404	19.201
6	14:44:32.221	49.577	+0.024	17.094	13.304	19.179
7	14:45:22.778	50.557	+1.004	17.678	13.696	19.183

(216) Bryan EERDEN						
1	14:40:50.763	57.955	+8.380	23.533	14.940	19.482
2	14:41:41.082	50.319	+0.744	17.523	13.294	19.502
3	14:42:30.657	49.575		17.054	13.342	19.179
4	14:43:20.553	49.896	+0.321	17.318	13.389	19.189
5	14:44:10.224	49.671	+0.096	17.121	13.269	19.281
6	14:44:59.995	49.771	+0.196	17.178	13.338	19.255
7	14:45:49.918	49.923	+0.348	17.297	13.446	19.180

(248) Juuso PYKALAINEN						
1	14:40:36.572	50.921	+1.334	17.883	13.497	19.541
2	14:41:26.705	50.133	+0.546	17.225	13.331	19.577
3	14:42:16.390	49.685	+0.098	17.094	13.324	19.267
4	14:43:06.027	49.637	+0.050	17.073	13.328	19.236
5	14:43:55.623	49.596	+0.009	17.105	13.261	19.230
6	14:44:45.210	49.587		17.134	13.225	19.228
7	14:45:34.873	49.663	+0.076	17.106	13.328	19.229

(271) Kristian THORSEN						
1	14:39:54.059	52.457	+2.819	17.658	13.472	21.327
2	14:40:48.683	54.624	+4.986	21.920	13.591	19.113
3	14:41:38.543	49.860	+0.222	17.393	13.372	19.095
4	14:42:28.294	49.751	+0.113	17.301	13.399	19.051
5	14:43:18.051	49.757	+0.119	17.220	13.371	19.166
6	14:44:08.118	50.067	+0.429	17.557	13.345	19.165
7	14:44:57.756	49.638		17.150	13.404	19.084
8	14:45:47.429	49.673	+0.035	17.171	13.323	19.179

(259) Max RENBERG						
1	14:40:33.471	50.871	+1.184	17.799	13.571	19.501
2	14:41:25.462	51.991	+2.304	17.808	13.972	20.211
3	14:42:15.231	49.769	+0.082	17.187	13.336	19.246
4	14:43:04.918	49.687		17.151	13.357	19.179
5	14:43:54.932	50.014	+0.327	17.389	13.373	19.252
6	14:44:44.853	49.921	+0.234	17.234	13.404	19.283



Rotax Euro Challenge 2013 Laghi / Italy

Rotax Seniors

Laghi / Italy 1,256 Km

Qualifying Practice Group S3

2013-05-24 14:30

Qualifying (15:00 Time) started at 14:30:00

Lap	Time of Day	Lap Tm	Diff	S1 Tm	S2 Tm	S3 Tm
7	14:45:35.230	50.377	+0.690	17.176	13.765	19.436

(284) Antoine LEPESQUEUX

1	14:40:34.883	50.557	+0.859	17.700	13.560	19.297
2	14:41:25.004	50.121	+0.423	17.210	13.325	19.586
3	14:42:14.702	49.698		17.114	13.292	19.292
4	14:43:04.453	49.751	+0.053	17.125	13.353	19.273
5	14:43:54.276	49.823	+0.125	17.095	13.336	19.392
6	14:44:44.103	49.827	+0.129	17.128	13.408	19.291
7	14:45:34.128	50.025	+0.327	17.359	13.408	19.258

(306) Yuto TSUJII

1	14:39:23.411	54.231	+4.501	19.190	14.932	20.109
2	14:40:13.659	50.248	+0.518	17.399	13.508	19.341
3	14:41:03.445	49.786	+0.056	17.278	13.309	19.199
4	14:41:53.393	49.948	+0.218	17.128	13.511	19.309
5	14:42:43.197	49.804	+0.074	17.147	13.434	19.223
6	14:43:33.148	49.951	+0.221	17.092	13.337	19.522
7	14:44:22.878	49.730		17.131	13.329	19.270
8	14:45:12.636	49.758	+0.028	17.096	13.333	19.329

(245) Berat TURKER

1	14:40:37.415	51.397	+1.667	18.285	13.569	19.543
2	14:41:27.360	49.945	+0.215	17.387	13.359	19.199
3	14:42:17.181	49.821	+0.091	17.199	13.363	19.259
4	14:43:06.911	49.730		17.267	13.254	19.209
5	14:43:57.012	50.101	+0.371	17.307	13.475	19.319
6	14:44:46.819	49.807	+0.077	17.180	13.413	19.214
7	14:45:36.620	49.801	+0.071	17.151	13.443	19.207

(267) Michael COOL

1	14:40:49.844	56.406	+6.640	23.301	13.749	19.356
2	14:41:39.610	49.766		17.288	13.356	19.122
3	14:42:30.325	50.715	+0.949	17.648	13.802	19.265
4	14:43:22.504	52.179	+2.413	17.264	14.444	20.471
5	14:44:12.448	49.944	+0.178	17.244	13.418	19.282
6	14:45:02.319	49.871	+0.105	17.181	13.477	19.213

(295) Nicholas LEVA

1	14:40:36.855	50.761	+0.920	17.724	13.515	19.522
2	14:41:27.047	50.192	+0.351	17.460	13.403	19.329
3	14:42:16.899	49.852	+0.011	17.129	13.261	19.462
4	14:43:06.740	49.841		17.187	13.370	19.284
5	14:43:57.339	50.599	+0.758	17.262	13.885	19.452
6	14:44:47.532	50.193	+0.352	17.338	13.433	19.422
7	14:45:37.430	49.898	+0.057	17.174	13.395	19.329

(275) Massimo ACETO

1	14:36:54.421	51.222	+1.259	17.830	13.777	19.615
2	14:37:45.106	50.685	+0.722	17.538	13.734	19.413
3	14:38:35.422	50.316	+0.353	17.374	13.580	19.362
4	14:39:25.624	50.202	+0.239	17.265	13.565	19.372
5	14:40:18.002	52.378	+2.415	17.335	14.762	20.281
6	14:41:07.965	49.963		17.225	13.430	19.308
7	14:42:03.795	55.830	+5.867	17.245	16.813	21.772
8	14:42:53.942	50.147	+0.184	17.276	13.502	19.369
9	14:43:43.933	49.991	+0.028	17.212	13.461	19.318
10	14:44:35.882	51.949	+1.986	17.392	14.554	20.003
11	14:45:26.227	50.345	+0.382	17.326	13.593	19.426

(261) Aggelos MALANDRINOS

1	14:38:47.277	50.766	+0.770	17.643	13.601	19.522
2	14:39:38.536	51.259	+1.263	17.837	13.833	19.589
3	14:40:28.764	50.228	+0.232	17.411	13.395	19.422
4	14:41:18.876	50.112	+0.116	17.372	13.410	19.330
5	14:42:08.934	50.058	+0.062	17.219	13.379	19.460

Lap	Time of Day	Lap Tm	Diff	S1 Tm	S2 Tm	S3 Tm
6	14:42:58.930	49.996		17.214	13.418	19.364
7	14:43:48.929	49.999	+0.003	17.219	13.495	19.285
8	14:44:39.002	50.073	+0.077	17.191	13.439	19.443
9	14:45:29.137	50.135	+0.139	17.349	13.444	19.342

(277) Ameer HASSAN

1	14:40:26.075	50.952	+0.760	17.628	13.549	19.775
2	14:41:16.589	50.514	+0.322	17.414	13.460	19.640
3	14:42:07.156	50.567	+0.375	17.358	13.567	19.642
4	14:42:57.411	50.255	+0.063	17.286	13.518	19.451
5	14:43:47.603	50.192		17.203	13.443	19.546
6	14:44:40.396	52.793	+2.601	17.291	14.033	21.469
7	14:45:31.177	50.781	+0.589	18.042	13.414	19.325



Rotax Euro Challenge 2013 Laghi / Italy

Rotax Seniors

Laghi / Italy 1,256 Km

Total result Qualifying Group S1/S2/S3

Pos	No.	Name	Nat.	Chassis	Race Team	Total Best Tm	Diff	QS1 Best Tm	QS2 Best Tm	QS3 Best Tm
1	222	Harry WEBB	GBR	Tonykart	Strawberry Racing	49.008			49.008	
2	231	Pierce LEHANE	AUS	Alonso	Dan Holland Racing	49.044	0.036			49.044
3	206	Philip MORIN	SWE	Alonso	Dan Holland Racing	49.045	0.037		49.045	
4	241	Karol DABSKI	POL	Praga	Praga Racing	49.104	0.096			49.104
5	228	Eugene DENYSSEN	ZAF	Alonso	Dan Holland Racing	49.139	0.131			49.139
6	282	Mark FERENCZ	HUN	DR	VPDR	49.142	0.134		49.142	
7	297	Max VERSTAPPEN	ITA	CRG	CRG SPA	49.179	0.171		49.179	
8	236	Jack WEPRIN	USA	Alonso	Dan Holland Racing	49.195	0.187	49.195		
9	239	Niklas TIHONEN	FIN	Formula K	FK Racing Team AB Ltd	49.209	0.201		49.209	
10	234	Charlie EASTWOOD	IRL	Tonykart	Strawberry Racing	49.246	0.238			49.246
11	240	Eva BENES	FRA	Kosmic	PKS	49.257	0.249			49.257
12	207	Bas DE LAAT	NLD	Gillard	PDB Kart Racing	49.283	0.275			49.283
13	223	Aavo TALVAR	EST	Tonykart	Talvar Racing	49.303	0.295		49.303	
14	260	Charlie TURNER	GBR	Tonykart	Coles Racing	49.324	0.316		49.324	
15	208	Jiri FORMAN	CZE	Tonykart	Protrain Racing	49.325	0.317		49.325	
16	227	Ryo HIROOKA	JPN	Intrepid	Intrepid Driver Program	49.338	0.330			49.338
17	270	Oliver MYERS	GBR	Tonykart	Coles Racing	49.339	0.331	49.339		
18	258	Randy BERGLAS	CHE	Zanardi	G Star Raw Racing	49.365	0.357			49.365
19	272	Santeri KALLIO	FIN	Formula K	FK Racing Team AB Ltd	49.371	0.363	49.371		
20	276	Martin HENCKEL MORTENSEN	DNK	Tonykart	RS Competition	49.382	0.374		49.382	
21	305	Xavier POZZOLI	FRA	Kosmic	Sonic Racing Kart	49.384	0.376	49.384		
22	298	Felice TIENE	ITA	CRG	CRG SPA	49.388	0.380			49.388
23	263	Tobias HOLM	DNK	Tonykart	RS Competition	49.390	0.382		49.390	
24	202	Edward BRAND	GBR	Intrepid	Intrepid Driver Program	49.413	0.405	49.413		
25	226	Jessica BACKMAN	SWE	Tonykart	Strawberry Racing	49.418	0.410			49.418
26	221	Jan JONCK	DNK	Tonykart	RS Competition	49.453	0.445	49.453		
27	214	Petr BEZEL	CZE	MS Kart	MS Kart Racing Team	49.454	0.446		49.454	
28	301	Filippo LAGHI	ITA	Haase	Motor ONE	49.472	0.464		49.472	
29	217	Maximilian WEINZIERL	AUT	Alonso	Dan Holland Racing	49.480	0.472		49.480	
30	264	Jules COUSIN	FRA	FA Kart	DSS Kart	49.498	0.490		49.498	
31	255	Ludvig MORIN	SWE	Kosmic	Morin Racing	49.498	0.490	49.498		
32	268	Cecile MARTINI	FRA	Sodikart	Martini Racing Kart	49.508	0.500	49.508		
33	309	Zachary CLAMAN DE MELO	CAN	CRG	CRG SPA	49.516	0.508		49.516	
34	218	Antoine BARTHON	FRA	Formula K	FK Racing Team AB Ltd	49.517	0.509		49.517	
35	299	Marc GONZALEZ	ESP	Kosmic	Binakart	49.537	0.529	49.537		
36	279	Luke VARLEY	GBR	Birel	KMS Hungary	49.546	0.538	49.546		
37	250	Lennert VAN BOGAERT	BEL	Sodi	WINMAX Team	49.553	0.545			49.553
38	249	Alessandro TROMBELLI	ITA	Energy	FK Racing Team AB Ltd	49.559	0.551		49.559	
39	216	Bryan EERDEN	NLD	Gillard	PDB Kart Racing	49.575	0.567			49.575
40	248	Juuso PYKALAINEN	FIN	Tonykart	MPT Racing	49.587	0.579			49.587
41	219	Sam SCHIPPERS	NLD	FA Kart	Team TKP	49.589	0.581	49.589		
42	230	Fazio FRANSEN	NLD	CRG	CRG Holland	49.600	0.592		49.600	
43	247	Glenn VAN PARIJS	BEL	Tonykart	Bouvin Power/Raw Racing	49.623	0.615	49.623		
44	271	Kristian THORSEN	DNK	Tonykart	RS Competition	49.638	0.630			49.638
45	296	Jeremie LESOUDIER	FRA	FA	DSS	49.644	0.636	49.644		

Announcements

These results are provisional until the conclusion of any judicial and technical matters
 No. 310 excluded from Qualifying Practice / reason technical non conformity



Rotax Euro Challenge 2013 Laghi / Italy

Rotax Seniors


Laghi / Italy 1,256 Km

Total result Qualifying Group S1/S2/S3

Pos	No.	Name	Nat.	Chassis	Race Team	Total Best Tm	Diff	QS1 Best Tm	QS2 Best Tm	QS3 Best Tm
46	253	Kenny VERMEYLEN	BEL	Tecno	Tecno Kart Racing	49.648	0.640	49.648		
47	242	Lukasz BARTHOSZUK	POL	Tonykart	Wyrzykowski Motorsport	49.655	0.647		49.655	
48	259	Max RENBERG	SWE	Tonykart	Renbergs Racing	49.687	0.679			49.687
49	284	Antoine LEPESQUEUX	FRA	Sodi	WINMAX Team	49.698	0.690			49.698
50	283	Joey VAN SPLUNTEREN	NLD	Gillard	DFK Racing Team	49.706	0.698	49.706		
51	235	Petr FULIN	CZE	OK1	OK1 Racing Team	49.712	0.704		49.712	
52	293	Henrique BAPTISTA	PRT	Kosmic	Paul Carr Racing	49.714	0.706		49.714	
53	225	Kyle FOWLIE	GBR	Tonykart	Strawberry Racing	49.719	0.711	49.719		
54	306	Yuto TSUJII	JPN	DR	VPDR	49.730	0.722			49.730
55	245	Berat TURKER	TUR	Formula K	Formula K UK	49.730	0.722			49.730
56	244	Alfredo ZABALZA	MEX	Kosmic	Paul Carr Racing	49.765	0.757		49.765	
57	267	Michael COOL	BEL	Tonykart	Bouvin Power	49.766	0.758			49.766
58	300	Lorenzo SCATIGNA	ITA	Haase	Motor.one	49.809	0.801		49.809	
59	288	Riccardo ALBERTI	ITA	Kosmic	Scarpi Racing Team	49.824	0.816	49.824		
60	295	Nicholas LEVA	FIN	Formula K	FK Racing Team AB Ltd	49.841	0.833			49.841
61	292	Fabian ERLE	DEU	Maranello	Nees Racing	49.846	0.838		49.846	
62	251	Alberto LA GALA	ITA	Energy	FK Racing Team AB Ltd	49.864	0.856	49.864		
63	237	Sten Dorian PIIRIMAGI	EST	Tonykart	Aix Racing Team	49.887	0.879	49.887		
64	281	Antoni PTAK	USA	Birel	KMS Hungary	49.891	0.883	49.891		
65	308	Nikolaj ROGIVUE	CHE	Birel	Spirit Racing	49.902	0.894	49.902		
66	275	Massimo ACETO	ITA	Righetti Ridoll	Gold Kart Racing Team	49.963	0.955			49.963
67	261	Aggelos MALANDRINOS	GRC	Tonykart	A M Racing Kart Team	49.996	0.988			49.996
68	274	Andrea ZEMIN	ITA	Righetti Ridoll	Gold Kart Racing Team	50.031	1.023	50.031		
69	302	Ipppei YAMAMOTO	JPN	Intrepid	Intrepid Driver Program	50.083	1.075	50.083		
70	307	Celine HOLDERBAUM	ESP	Kosmic	Binakart	50.107	1.099	50.107		
71	277	Ameer HASSAN	ARE	FA Kart	Team TKP	50.192	1.184			50.192
72	246	David RYCHTAR	CZE	Birel	Gregor Racing	50.295	1.287	50.295		
73	304	Alexander TSVETANOS	BUL	Tonykart	BVA Racing Team	50.386	1.378		50.386	
DQ	310	Niccolo SCHIRO	ITA	Energy	Energy Racing					
DNS	303	Carlo BORGHESE	ITA	RK	Laudato Racing Team					
DNS	266	Connor JUPP	GBR	Alonso	Dan Holland Racing					

Announcements

These results are provisional until the conclusion of any judicial and technical matters
 No. 310 excluded from Qualifying Practice / reason technical non conformity

Timekeeping Ingrid and Meik Wagner: 

Clerk of the course Nigel Edwards:

www.mylaps.com

Steward (Chairman) Ian Watson:

Chief Scrutineer Paul Klaassen:

Licensed to: Motorsport Events

**Heat organization
Rotax Euro Challenge 2013
Laghi / Italy
Rotax Max Seniors Group A**

Group	Pos	No.	Firstname	Lastname	Class	Overall BestTm
Group A	1	222	Harry	WEBB	Senior	49 008
Group A	6	282	Mark	FERENCZ	Senior	49 142
Group A	11	240	Eva	BENES	Senior	49 257
Group A	16	227	Ryo	HIROOKA	Senior	49 338
Group A	21	305	Xavier	POZZOLI	Senior	49 384
Group A	26	221	Jan	JONCK	Senior	49 453
Group A	31	255	Ludvig	MORIN	Senior	49 498
Group A	36	279	Luke	VARLEY	Senior	49 546
Group A	41	219	Sam	SCHIPPERS	Senior	49 589
Group A	46	253	Kenny	VERMEYLEN	Senior	49 648
Group A	51	235	Petr	FULIN	Senior	49 712
Group A	56	244	Alfredo	ZABALZA	Senior	49 765
Group A	61	292	Fabian	ERLE	Senior	49 846
Group A	66	275	Massimo	ACETO	Senior	49 963
Group A	71	277	Ameer	HASSAN	Senior	50 192
Group A	76	266	Connor	JUPP	Senior	DNS



Clerk of the course Nigel Edwards:

Stewards (Chairman) Ian Watson:

Scrutineer Paul Klaassen:

Timekeeping Ingrid/Meik Wagner:

Printed: 2013-05-24 16:23

Posted at: h

**Heat organization
Rotax Euro Challenge 2013
Laghi / Italy
Rotax Max Seniors Group B**

Group	Pos	No.	Firstname	Lastname	Class	Overall BestTm
Group B	2	231	Pierce	LEHANE	Senior	49 044
Group B	7	297	Max	VERSTAPPEN	Senior	49 179
Group B	12	207	Bas	DE LAAT	Senior	49 283
Group B	17	270	Oliver	MYERS	Senior	49 339
Group B	22	298	Felice	TIENE	Senior	49 388
Group B	27	214	Petr	BEZEL	Senior	49 454
Group B	32	268	Cecile	MARTINI	Senior	49 508
Group B	37	250	Lennert	VAN BOGAERT	Senior	49 553
Group B	42	230	Fazio	FRANSSEN	Senior	49 600
Group B	47	242	Lukasz	BARTHOSZUK	Senior	49 655
Group B	52	293	Henrique	BAPTISTA	Senior	49 714
Group B	57	267	Michael	COOL	Senior	49 766
Group B	62	251	Alberto	LA GALA	Senior	49 864
Group B	67	261	Aggelos	MALANDRINOS	Senior	49 996
Group B	72	246	David	RYCHTAR	Senior	50 295



Clerk of the course Nigel Edwards:

Stewards (Chairman) Ian Watson:

Scrutineer Paul Klaassen:

Timekeeping Ingrid/Meik Wagner:

Printed: 2013-05-24 16:23

Posted at: h

**Heat organization
Rotax Euro Challenge 2013
Laghi / Italy
Rotax Max Seniors Group C**

Group	Pos	No.	Firstname	Lastname	Class	Overall BestTm
Group C	3	206	Philip	MORIN	Senior	49 045
Group C	8	236	Jack	WEPRIN	Senior	49 195
Group C	13	223	Aavo	TALVAR	Senior	49 303
Group C	18	258	Randy	BERGLAS	Senior	49 365
Group C	23	263	Tobias	HOLM	Senior	49 390
Group C	28	301	Filippo	LAGHI	Senior	49 472
Group C	33	309	Zachary	CLAMAN DE MEL	Senior	49 516
Group C	38	249	Alessandro	TROMBELLI	Senior	49 559
Group C	43	247	Glenn	VAN PARIJS	Senior	49 623
Group C	48	259	Max	RENBORG	Senior	49 687
Group C	53	225	Kyle	FOWLIE	Senior	49 719
Group C	58	300	Lorenzo	SCATIGNA	Senior	49 809
Group C	63	237	Sten Dorian	PIIRIMAGI	Senior	49 887
Group C	68	274	Andrea	ZEMIN	Senior	50 031
Group C	73	304	Alexander	TSVETANOS	Senior	50 386



Clerk of the course Nigel Edwards:

Stewards (Chairman) Ian Watson:

Scrutineer Paul Klaassen:

Timekeeping Ingrid/Meik Wagner:

Printed: 2013-05-24 16:23

posted at: h

Heat organization
Rotax Euro Challenge 2013
Laghi / Italy
Rotax Max Seniors Group D

Group	Pos	No.	Firstname	Lastname	Class	Overall BestTm
Group D	4	241	Karol	DABSKI	Senior	49 104
Group D	9	239	Niklas	TIIHONEN	Senior	49 209
Group D	14	260	Charlie	TURNER	Senior	49 324
Group D	19	272	Santeri	KALLIO	Senior	49 371
Group D	24	202	Edward	BRAND	Senior	49 413
Group D	29	217	Maximilian	WEINZIERL	Senior	49 480
Group D	34	218	Antoine	BARTHON	Senior	49 517
Group D	39	216	Bryan	EERDEN	Senior	49 575
Group D	44	271	Kristian	THORSEN	Senior	49 638
Group D	49	284	Antoine	LEPESQUEUX	Senior	49 698
Group D	54	306	Yuto	TSUJII	Senior	49 730
Group D	59	288	Riccardo	ALBERTI	Senior	49 824
Group D	64	281	Antoni	PTAK	Senior	49 891
Group D	69	302	Ippei	YAMAMOTO	Senior	50 083
Group D	74	310	Niccolo	SCHIRO	Senior	DQ



Clerk of the course Nigel Edwards:

Stewards (Chairman) Ian Watson:

Scrutineer Paul Klaassen:

Timekeeping Ingrid/Meik Wagner:

Printed: 2013-05-24 16:23

posted at: h

Heat organization
Rotax Euro Challenge 2013
Laghi / Italy
Group E

Group	Pos	No.	Firstname	Lastname	Class	Overall BestTm
Group E	5	228	Eugene	DENYSSEN	Senior	49 139
Group E	10	234	Charlie	EASTWOOD	Senior	49 246
Group E	15	208	Jiri	FORMAN	Senior	49 325
Group E	20	276	Martin	HENCKEL MORTÉ	Senior	49 382
Group E	25	226	Jessica	BACKMAN	Senior	49 418
Group E	30	264	Jules	COUSIN	Senior	49 498
Group E	35	299	Marc	GONZALEZ	Senior	49 537
Group E	40	248	Juuso	PYKALAINEN	Senior	49 587
Group E	45	296	Jeremie	LESOUDIER	Senior	49 644
Group E	50	283	Joey	VAN SPLUNTERE	Senior	49 706
Group E	55	245	Berat	TURKER	Senior	49 730
Group E	60	295	Nicholas	LEVA	Senior	49 841
Group E	65	308	Nikolaj	ROGIVUE	Senior	49 902
Group E	70	307	Celine	HOLDERBAUM	Senior	50 107
Group E	75	303	Carlo	BORGHESE	Senior	DNS



Clerk of the course Nigel Edwards:

Stewards (Chairman) Ian Watson:

Scrutineer Paul Klaassen:

Timekeeping Ingrid/Meik Wagner:

Printed: 2013-05-24 16:23

posted at: h

Rotax Euro Challenge 2013
 Class: Rotax Max Seniors
 Date/Time: 2013-05-25 10:10

Track: Laghi / Italy
 Heat: Race 1 Qualifying Heat 1 A+B
 Laps: 10

Edition 1

	35	18		36
	33	17		34
Connor JUPP	266	16		32
	31			
Ameer HASSAN	277	15	David RYCHTAR	246
	29			30
Massimo ACETO	275	14	Aggelos MALANDRINOS	261
	27			28
Fabian ERLE	292	13	Alberto LA GALA	251
	25			26
Alfredo ZABALZA	244	12	Michael COOL	267
	23			24
Petr FULIN	235	11	Henrique BAPTISTA	293
	21			22
Kenny VERMEYLEN	253	10	Lukasz BARTHOSZUK	242
	19			20
Sam SCHIPPERS	219	9	Fazio FRANSSEN	230
	17			18
Luke VARLEY	279	8	Lennert VAN BOGAERT	250
	15			16
Ludvig MORIN	255	7	Cecile MARTINI	268
	13			14
Jan JONCK	221	6	Petr BEZEL	214
	11			12
Xavier POZZOLI	305	5	Felice TIENE	298
	9			10
Ryo HIROOKA	227	4	Oliver MYERS	270
	7			8
Eva BENES	240	3	Bas DE LAAT	207
	5			6
Mark FERENCZ	282	2	Max VERSTAPPEN	297
	3			4
Harry WEBB	222	1	Pierce LEHANE	231
	1			2

Pole Position

Clerk of the course Nigel Edwards:
 Stewards (Chairman) Ian Watson:

Scrutineer Paul Klaassen:
 Timekeeping Ingrid/Meik Wagner:

posted at: h

These results are provisional until the conclusion of any judicial and technical matters

printed 2013-05-24 16:26

Rotax Euro Challenge 2013
 Class: Rotax Max Seniors
 Date/Time: 2013-05-25 10:30

Track: Laghi / Italy
 Heat: Race 2 Qualifying Heat 2 C+D
 Laps: 10

Edition 1

	35	18		36
	33	17		34
	31	16		32
Alexander TSVETANOS	304	15	Niccolo SCHIRO	310
	29			30
Andrea ZEMIN	274	14	Ipppei YAMAMOTO	302
	27			28
Sten Dorian PIIRIMAGI	237	13	Antoni PTAK	281
	25			26
Lorenzo SCATIGNA	300	12	Riccardo ALBERTI	288
	23			24
Kyle FOWLIE	225	11	Yuto TSUJII	306
	21			22
Max RENBERG	259	10	Antoine LEPESQUEUX	284
	19			20
Glenn VAN PARIJS	247	9	Kristian THORSEN	271
	17			18
Alessandro TROMBELLI	249	8	Bryan EERDEN	216
	15			16
Zachary CLAMAN DE ME	309	7	Antoine BARTHON	218
	13			14
Filippo LAGHI	301	6	Maximilian WEINZIERL	217
	11			12
Tobias HOLM	263	5	Edward BRAND	202
	9			10
Randy BERGLAS	258	4	Santeri KALLIO	272
	7			8
Aavo TALVAR	223	3	Charlie TURNER	260
	5			6
Jack WEPRIN	236	2	Niklas TIIHONEN	239
	3			4
Philip MORIN	206	1	Karol DABSKI	241
	1			2

Pole Position

Clerk of the course Nigel Edwards:
 Stewards (Chairman) Ian Watson:

Scrutineer Paul Klaassen:
 Timekeeping Ingrid/Meik Wagner:

Rotax Euro Challenge 2013
 Class: Rotax Max Seniors
 Date/Time: 2013-05-25 12:10

Track: Laghi / Italy
 Heat: Race 7 Qualifying Heat 3 A+E
 Laps: 10

Edition 1

	35	18		36
	33	17		34
Connor JUPP	266	16		32
	31			
Ameer HASSAN	277	15	Carlo BORGHESE	303
	29			30
Massimo ACETO	275	14	Celine HOLDERBAUM	307
	27			28
Fabian ERLE	292	13	Nikolaj ROGIVUE	308
	25			26
Alfredo ZABALZA	244	12	Nicholas LEVA	295
	23			24
Petr FULIN	235	11	Berat TURKER	245
	21			22
Kenny VERMEYLEN	253	10	Joey VAN SPLUNTER	283
	19			20
Sam SCHIPPERS	219	9	Jeremie LESOUDIER	296
	17			18
Luke VARLEY	279	8	Juuso PYKALAINEN	248
	15			16
Ludvig MORIN	255	7	Marc GONZALEZ	299
	13			14
Jan JONCK	221	6	Jules COUSIN	264
	11			12
Xavier POZZOLI	305	5	Jessica BACKMAN	226
	9			10
Ryo HIROOKA	227	4	Martin HENCKEL MORT	276
	7			8
Eva BENES	240	3	Jiri FORMAN	208
	5			6
Mark FERENCZ	282	2	Charlie EASTWOOD	234
	3			4
Harry WEBB	222	1	Eugene DENYSSEN	228
	1			2

Pole Position

Clerk of the course Nigel Edwards:
 Stewards (Chairman) Ian Watson:

Scrutineer Paul Klaassen:
 Timekeeping Ingrid/Meik Wagner:

posted at: h

These results are provisional until the conclusion of any judicial and technical matters

printed 2013-05-24 16:27

Rotax Euro Challenge 2013
 Class: Rotax Max Seniors
 Date/Time: 2013-05-25 12:30

Track: Laghi / Italy
 Heat: Race 8 Qualifying Heat 4 B+C
 Laps: 10

Edition 1

	35	18		36
	33	17		34
	31	16		32
David RYCHTAR	246	15	Alexander TSVETANOS	304
	29			30
Aggelos MALANDRINOS	261	14	Andrea ZEMIN	274
	27			28
Alberto LA GALA	251	13	Sten Dorian PIIRIMAGI	237
	25			26
Michael COOL	267	12	Lorenzo SCATIGNA	300
	23			24
Henrique BAPTISTA	293	11	Kyle FOWLIE	225
	21			22
Lukasz BARTHOSZUK	242	10	Max RENBERG	259
	19			20
Fazio FRANSSSEN	230	9	Glenn VAN PARIJS	247
	17			18
Lennert VAN BOGAERT	250	8	Alessandro TROMBELLI	249
	15			16
Cecile MARTINI	268	7	Zachary CLAMAN DE ME	309
	13			14
Petr BEZEL	214	6	Filippo LAGHI	301
	11			12
Felice TIENE	298	5	Tobias HOLM	263
	9			10
Oliver MYERS	270	4	Randy BERGLAS	258
	7			8
Bas DE LAAT	207	3	Aavo TALVAR	223
	5			6
Max VERSTAPPEN	297	2	Jack WEPRIN	236
	3			4
Pierce LEHANE	231	1	Philip MORIN	206
	1			2

Pole Position

Clerk of the course Nigel Edwards:
 Stewards (Chairman) Ian Watson:

Scrutineer Paul Klaassen:
 Timekeeping Ingrid/Meik Wagner:

Rotax Euro Challenge 2013
 Class: Rotax Max Seniors
 Date/Time: 2013-05-25 13:20

Track: Laghi / Italy
 Heat: Race 9 Qualifying Heat 5 D+E
 Laps: 10

Edition 1

	35	18		36
	33	17		34
	31	16		32
Niccolo SCHIRO	310	15	Carlo BORGHESE	303
	29			30
Ippei YAMAMOTO	302	14	Celine HOLDERBAUM	307
	27			28
Antoni PTAK	281	13	Nikolaj ROGIVUE	308
	25			26
Riccardo ALBERTI	288	12	Nicholas LEVA	295
	23			24
Yuto TSUJII	306	11	Berat TURKER	245
	21			22
Antoine LEPESQUEUX	284	10	Joey VAN SPLUNTER	283
	19			20
Kristian THORSEN	271	9	Jeremie LESOUDIER	296
	17			18
Bryan EERDEN	216	8	Juuso PYKALAINEN	248
	15			16
Antoine BARTHON	218	7	Marc GONZALEZ	299
	13			14
Maximilian WEINZIERL	217	6	Jules COUSIN	264
	11			12
Edward BRAND	202	5	Jessica BACKMAN	226
	9			10
Santeri KALLIO	272	4	Martin HENCKEL MORT	276
	7			8
Charlie TURNER	260	3	Jiri FORMAN	208
	5			6
Niklas TIIHONEN	239	2	Charlie EASTWOOD	234
	3			4
Karol DABSKI	241	1	Eugene DENYSSEN	228
	1			2

Pole Position

Clerk of the course Nigel Edwards:
 Stewards (Chairman) Ian Watson:

Scrutineer Paul Klaassen:
 Timekeeping Ingrid/Meik Wagner:

posted at: h

These results are provisional until the conclusion of any judicial and technical matters

printed 2013-05-24 16:28

Rotax Euro Challenge 2013
 Class: Rotax Max Seniors
 Date/Time: 2013-05-25 13:40

Track: Laghi / Italy
 Heat: Race 10 Qualifying Heat 6 A+C
 Laps: 10

Edition 1

	35	18		36
	33	17		34
Connor JUPP	266	16		32
	31			
Ameer HASSAN	277	15	Alexander TSVETANOS	304
	29			30
Massimo ACETO	275	14	Andrea ZEMIN	274
	27			28
Fabian ERLE	292	13	Sten Dorian PIIRIMAGI	237
	25			26
Alfredo ZABALZA	244	12	Lorenzo SCATIGNA	300
	23			24
Petr FULIN	235	11	Kyle FOWLIE	225
	21			22
Kenny VERMEYLEN	253	10	Max RENBERG	259
	19			20
Sam SCHIPPERS	219	9	Glenn VAN PARIJS	247
	17			18
Luke VARLEY	279	8	Alessandro TROMBELLI	249
	15			16
Ludvig MORIN	255	7	Zachary CLAMAN DE ME	309
	13			14
Jan JONCK	221	6	Filippo LAGHI	301
	11			12
Xavier POZZOLI	305	5	Tobias HOLM	263
	9			10
Ryo HIROOKA	227	4	Randy BERGLAS	258
	7			8
Eva BENES	240	3	Aavo TALVAR	223
	5			6
Mark FERENCZ	282	2	Jack WEPRIN	236
	3			4
Harry WEBB	222	1	Philip MORIN	206
	1			2

Pole Position

Clerk of the course Nigel Edwards:
 Stewards (Chairman) Ian Watson:

Scrutineer Paul Klaassen:
 Timekeeping Ingrid/Meik Wagner:

Rotax Euro Challenge 2013
 Class: Rotax Max Seniors
 Date/Time: 2013-05-25 15:20

Track: Laghi / Italy
 Heat: Race 15 Qualifying Heat 7 B+E
 Laps: 10

Edition 1

	35	18		36
	33	17		34
	31	16		32
David RYCHTAR	246	15	Carlo BORGHESE	303
	29			30
Aggelos MALANDRINOS	261	14	Celine HOLDERBAUM	307
	27			28
Alberto LA GALA	251	13	Nikolaj ROGIVUE	308
	25			26
Michael COOL	267	12	Nicholas LEVA	295
	23			24
Henrique BAPTISTA	293	11	Berat TURKER	245
	21			22
Lukasz BARTHOSZUK	242	10	Joey VAN SPLUNTER	283
	19			20
Fazio FRANSSEN	230	9	Jeremie LESOUDIER	296
	17			18
Lennert VAN BOGAERT	250	8	Juuso PYKALAINEN	248
	15			16
Cecile MARTINI	268	7	Marc GONZALEZ	299
	13			14
Petr BEZEL	214	6	Jules COUSIN	264
	11			12
Felice TIENE	298	5	Jessica BACKMAN	226
	9			10
Oliver MYERS	270	4	Martin HENCKEL MORT	276
	7			8
Bas DE LAAT	207	3	Jiri FORMAN	208
	5			6
Max VERSTAPPEN	297	2	Charlie EASTWOOD	234
	3			4
Pierce LEHANE	231	1	Eugene DENYSSEN	228
	1			2

Pole Position

Clerk of the course Nigel Edwards:
 Stewards (Chairman) Ian Watson:

Scrutineer Paul Klaassen:
 Timekeeping Ingrid/Meik Wagner:



Rotax Euro Challenge 2013 Laghi / Italy

Rotax Seniors

Laghi / Italy 1,256 Km

RACE 1 Qualifying Heat 1 A-B

2013-05-25 10:10

Race (10 Laps) started at 10:13:07

Pos	No.	Name	Nat.	Chassis	Race Team	Laps	Total Tm	Diff	Best Tm	In Lap	km/h	Points
1	214	Petr BEZEL	CZE	MS Kart	MS Kart Racing Team	10	11:35.542		1:08.543	8	65,967	0
2	297	Max VERSTAPPEN	ITA	CRG	CRG SPA	10	11:35.939	0.397	1:08.677	7	65,839	0
3	207	Bas DE LAAT	NLD	Gillard	PDB Kart Racing	10	11:38.083	2.541	1:08.733	5	65,785	0
4	222	Harry WEBB	GBR	Tonykart	Strawberry Racing	10	11:43.225	7.683	1:09.222	9	65,320	0
5	279	Luke VARLEY	GBR	Birel	KMS Hungary	10	11:45.086	9.544	1:08.473	7	66,035	0
6	270	Oliver MYERS	GBR	Tonykart	Coles Racing	10	11:45.274	9.732	1:09.046	9	65,487	0
7	231	Pierce LEHANE	AUS	Alonso	Dan Holland Racing	10	11:45.869	10.327	1:08.742	8	65,776	0
8	305	Xavier POZZOLI	FRA	Kosmic	Sonic Racing Kart	10	11:46.589	11.047	1:09.710	9	64,863	0
9	275	Massimo ACETO	ITA	Righetti Ridolf	Gold Kart Racing Team	10	11:47.869	12.327	1:09.058	9	65,475	0
10	267	Michael COOL	BEL	Tonykart	Bouvin Power	10	11:49.806	14.264	1:09.114	9	65,422	0
11	253	Kenny VERMEYLEN	BEL	Tecno	Tecno Kart Racing	10	11:51.335	15.793	1:08.785	9	65,735	0
12	219	Sam SCHIPPERS	NLD	FA Kart	Team TKP	10	11:52.936	17.394	1:08.843	8	65,680	0
13	230	Fazio FRANSSSEN	NLD	CRG	CRG Holland	10	11:55.143	19.601	1:09.237	9	65,306	0
14	255	Ludvig MORIN	SWE	Kosmic	Morin Racing	10	11:58.879	23.337	1:09.991	8	64,603	0
15	266	Connor JUPP	GBR	Alonso	Dan Holland Racing	10	12:00.975	25.433	1:10.070	9	64,530	0
16	251	Alberto LA GALA	ITA	Energy	FK Racing Team AB Ltd	10	12:01.782	26.240	1:09.550	10	65,012	0
17	240	Eva BENES	FRA	Kosmic	PKS	10	12:03.992	28.450	1:10.677	10	63,976	0
18	235	Petr FULIN	CZE	OK1	OK1 Racing Team	10	12:04.811	29.269	1:10.539	10	64,101	0
19	250	Lennert VAN BOGAERT	BEL	Sodi	WINMAX Team	10	12:06.821	31.279	1:10.951	8	63,728	0
20	244	Alfredo ZABALZA	MEX	Kosmic	Paul Carr Racing	10	12:06.837	31.295	1:10.235	8	64,378	0
21	246	David RYCHTAR	CZE	Birel	Gregor Racing	10	12:06.874	31.332	1:10.621	4	64,026	0
22	293	Henrique BAPTISTA	PRT	Kosmic	Paul Carr Racing	10	12:08.751	33.209	1:10.703	9	63,952	0
23	242	Lukasz BARTOSZUK	POL	Tonykart	Wyrzykowski Motorsport	10	12:09.538	33.996	1:11.263	9	63,449	0
24	261	Aggelos MALANDRINOS	GRC	Tonykart	A M Racing Kart Team	10	12:11.418	35.876	1:10.898	7	63,776	0
25	292	Fabian ERLE	DEU	Maranello	Nees Racing	10	12:14.400	38.858	1:10.345	10	64,277	0
26	282	Mark FERENCZ	HUN	DR	VPDR	10	12:14.690	39.148	1:10.414	10	64,215	0
27	221	Jan JONCK	DNK	Tonykart	RS Competition	10	12:15.997	40.455	1:11.543	6	63,201	0
28	227	Ryo HIROOKA	JPN	Intrepid	Intrepid Driver Program	10	12:18.270	42.728	1:11.749	3	63,020	0
29	268	Cecile MARTINI	FRA	Sodikart	Martini Racing Kart	10	12:23.443	47.901	1:11.555	7	63,191	0
30	298	Felice TIENE	ITA	CRG	CRG SPA	1	1:15.381	9 Laps	1:14.443	1	60,739	0

Not classified

DNS	277	Ameer HASSAN	ARE	FA Kart	Team TKP			DNS		0	-	0
-----	-----	--------------	-----	---------	----------	--	--	-----	--	---	---	---

Announcements

These results are provisional until the conclusion of any judicial and technical matters

Margin of Victory	Ø km/h	Best Lap Tm	km/h	Best Lap by
0.397	65,008	1:08.473	66,035	279 - Luke VARLEY

Official Timing www.camp-company.de / www.motorsport-events.se

Orbits

Timekeeping Ingrid and Meik Wagner:

Clerk of the course Nigel Edwards:

www.mylaps.com

Steward (Chairman) Ian Watson:

Chief Scrutineer Paul Klaassen:

Licensed to: Motorsport Events

Printed: 2013-05-25 10:26:26

posted at:

h

Rotax Euro Challenge 2013
 Class: Rotax Max Seniors
 Date/Time: 2013-05-25 15:40

Track: Laghi / Italy
 Heat: Race 16 Qualifying Heat 8 A+D
 Laps: 10

Edition 1

	35	18		36
	33	17		34
Connor JUPP	266	16		32
	31			
Ameer HASSAN	277	15	Niccolo SCHIRO	310
	29			30
Massimo ACETO	275	14	Ipppei YAMAMOTO	302
	27			28
Fabian ERLE	292	13	Antoni PTAK	281
	25			26
Alfredo ZABALZA	244	12	Riccardo ALBERTI	288
	23			24
Petr FULIN	235	11	Yuto TSUJII	306
	21			22
Kenny VERMEYLEN	253	10	Antoine LEPESQUEUX	284
	19			20
Sam SCHIPPERS	219	9	Kristian THORSEN	271
	17			18
Luke VARLEY	279	8	Bryan EERDEN	216
	15			16
Ludvig MORIN	255	7	Antoine BARTHON	218
	13			14
Jan JONCK	221	6	Maximilian WEINZIERL	217
	11			12
Xavier POZZOLI	305	5	Edward BRAND	202
	9			10
Ryo HIROOKA	227	4	Santeri KALLIO	272
	7			8
Eva BENES	240	3	Charlie TURNER	260
	5			6
Mark FERENCZ	282	2	Niklas TIIHONEN	239
	3			4
Harry WEBB	222	1	Karol DABSKI	241
	1			2

Pole Position

Clerk of the course Nigel Edwards:
 Stewards (Chairman) Ian Watson:

Scrutineer Paul Klaassen:
 Timekeeping Ingrid/Meik Wagner:

Rotax Euro Challenge 2013
 Class: Rotax Max Seniors
 Date/Time: 2013-05-25 17:00

Track: Laghi / Italy
 Heat: Race 19 Qualifying Heat 9 C+E
 Laps: 10

Edition 1

	35	18		36
	33	17		34
	31	16		32
Alexander TSVETANOS	304 29	15	Carlo BORGHESE	303 30
Andrea ZEMIN	274 27	14	Celine HOLDERBAUM	307 28
Sten Dorian PIIRIMAGI	237 25	13	Nikolaj ROGIVUE	308 26
Lorenzo SCATIGNA	300 23	12	Nicholas LEVA	295 24
Kyle FOWLIE	225 21	11	Berat TURKER	245 22
Max RENBERG	259 19	10	Joey VAN SPLUNTER	283 20
Glenn VAN PARIJS	247 17	9	Jeremie LESOUDIER	296 18
Alessandro TROMBELLI	249 15	8	Juuso PYKALAINEN	248 16
Zachary CLAMAN DE ME	309 13	7	Marc GONZALEZ	299 14
Filippo LAGHI	301 11	6	Jules COUSIN	264 12
Tobias HOLM	263 9	5	Jessica BACKMAN	226 10
Randy BERGLAS	258 7	4	Martin HENCKEL MORT	276 8
Aavo TALVAR	223 5	3	Jiri FORMAN	208 6
Jack WEPRIN	236 3	2	Charlie EASTWOOD	234 4
Philip MORIN	206 1	1	Eugene DENYSSEN	228 2

Pole Position

Clerk of the course Nigel Edwards:
 Stewards (Chairman) Ian Watson:

Scrutineer Paul Klaassen:
 Timekeeping Ingrid/Meik Wagner:

posted at: h

These results are provisional until the conclusion of any judicial and technical matters

printed 2013-05-24 16:29

Rotax Euro Challenge 2013
 Class: Rotax Max Seniors
 Date/Time: 2013-05-25 17:20

Track: Laghi / Italy
 Heat: Race 20 Qualifying Heat 10 B+D
 Laps: 10

Edition 1

	35		18		36
	33		17		34
	31		16		32
David RYCHTAR	246	Group B 50 295	15	Niccolo SCHIRO	310 Group D DQ
Aggelos MALANDRINOS	261	Group B 49 996	14	Ipppei YAMAMOTO	302 Group D 50 083
Alberto LA GALA	251	Group B 49 864	13	Antoni PTAK	281 Group D 49 891
Michael COOL	267	Group B 49 766	12	Riccardo ALBERTI	288 Group D 49 824
Henrique BAPTISTA	293	Group B 49 714	11	Yuto TSUJII	306 Group D 49 730
Lukasz BARTHOSZUK	242	Group B 49 655	10	Antoine LEPESQUEUX	284 Group D 49 698
Fazio FRANSSEN	230	Group B 49 600	9	Kristian THORSEN	271 Group D 49 638
Lennert VAN BOGAERT	250	Group B 49 553	8	Bryan EERDEN	216 Group D 49 575
Cecile MARTINI	268	Group B 49 508	7	Antoine BARTHON	218 Group D 49 517
Petr BEZEL	214	Group B 49 454	6	Maximilian WEINZIERL	217 Group D 49 480
Felice TIENE	298	Group B 49 388	5	Edward BRAND	202 Group D 49 413
Oliver MYERS	270	Group B 49 339	4	Santeri KALLIO	272 Group D 49 371
Bas DE LAAT	207	Group B 49 283	3	Charlie TURNER	260 Group D 49 324
Max VERSTAPPEN	297	Group B 49 179	2	Niklas TIIHONEN	239 Group D 49 209
Pierce LEHANE	231	Group B 49 044	1	Karol DABSKI	241 Group D 49 104

Pole Position

Clerk of the course Nigel Edwards:
 Stewards (Chairman) Ian Watson:

Scrutineer Paul Klaassen:
 Timekeeping Ingrid/Meik Wagner:



Rotax Euro Challenge 2013 Laghi / Italy

Rotax Seniors

Laghi / Italy 1,256 Km

Warm up Odd Numbers

2013-05-25 09:00

Practice (5:00 Time) started at 9:00:02

Pos	No.	Name	Nat.	Chassis	Race Team	Laps	Best Tm	Diff	Gap	In Lap	km/h
1	293	Henrique BAPTISTA	PRT	Kosmic	Paul Carr Racing	4	1:00.439			2	74,813
2	279	Luke VARLEY	GBR	Birel	KMS Hungary	4	1:06.613	6.174	6.174	3	67,879
3	223	Aavo TALVAR	EST	Tonykart	Talvar Racing	4	1:07.738	7.299	1.125	1	66,751
4	255	Ludvig MORIN	SWE	Kosmic	Morin Racing	4	1:08.040	7.601	0.302	2	66,455
5	297	Max VERSTAPPEN	ITA	CRG	CRG SPA	4	1:08.050	7.611	0.010	2	66,445
6	283	Joey VAN SPLUNTEREN	NLD	Gillard	DFK Racing Team	4	1:08.092	7.653	0.042	2	66,404
7	249	Alessandro TROMBELLI	ITA	Energy	FK Racing Team AB Ltd	2	1:08.411	7.972	0.319	2	66,095
8	239	Niklas TIIHONEN	FIN	Formula K	FK Racing Team AB Ltd	4	1:08.453	8.014	0.042	3	66,054
9	267	Michael COOL	BEL	Tonykart	Bouvin Power	3	1:08.607	8.168	0.154	2	65,906
10	253	Kenny VERMEYLEN	BEL	Tecno	Tecno Kart Racing	4	1:08.637	8.198	0.030	3	65,877
11	225	Kyle FOWLIE	GBR	Tonykart	Strawberry Racing	4	1:08.640	8.201	0.003	3	65,874
12	207	Bas DE LAAT	NLD	Gillard	PDB Kart Racing	4	1:08.661	8.222	0.021	2	65,854
13	263	Tobias HOLM	DNK	Tonykart	RS Competition	4	1:08.693	8.254	0.032	3	65,823
14	305	Xavier POZZOLI	FRA	Kosmic	Sonic Racing Kart	4	1:08.706	8.267	0.013	2	65,811
15	251	Alberto LA GALA	ITA	Energy	FK Racing Team AB Ltd	4	1:08.711	8.272	0.005	2	65,806
16	221	Jan JONCK	DNK	Tonykart	RS Competition	4	1:08.796	8.357	0.085	2	65,725
17	241	Karol DABSKI	POL	Praga	Praga Racing	4	1:08.870	8.431	0.074	3	65,654
18	295	Nicholas LEVA	FIN	Formula K	FK Racing Team AB Ltd	4	1:08.884	8.445	0.014	2	65,641
19	235	Petr FULIN	CZE	OK1	OK1 Racing Team	4	1:08.975	8.536	0.091	3	65,554
20	247	Glenn VAN PARIJS	BEL	Tonykart	Bouvin Power/Raw Racing	4	1:09.013	8.574	0.038	3	65,518
21	301	Filippo LAGHI	ITA	Haase	Motor ONE	4	1:09.125	8.686	0.112	4	65,412
22	219	Sam SCHIPPERS	NLD	FA Kart	Team TKP	4	1:09.240	8.801	0.115	3	65,303
23	299	Marc GONZALEZ	ESP	Kosmic	Binakart	4	1:09.346	8.907	0.106	2	65,203
24	271	Kristian THORSEN	DNK	Tonykart	RS Competition	4	1:09.841	9.402	0.495	3	64,741
25	231	Pierce LEHANE	AUS	Alonso	Dan Holland Racing	3	1:09.849	9.410	0.008	2	64,734
26	275	Massimo ACETO	ITA	Righetti Ridol	Gold Kart Racing Team	4	1:09.852	9.413	0.003	3	64,731
27	259	Max RENBERG	SWE	Tonykart	Renbergs Racing	4	1:09.874	9.435	0.022	4	64,711
28	217	Maximilian WEINZIERL	AUT	Alonso	Dan Holland Racing	4	1:10.146	9.707	0.272	4	64,460
29	237	Sten Dorian PIIRIMAGI	EST	Tonykart	Aix Racing Team	4	1:10.693	10.254	0.547	2	63,961
30	309	Zachary CLAMAN DE MELC	CAN	CRG	CRG SPA	3	1:10.919	10.480	0.226	3	63,757
31	281	Antoni PTAK	USA	Birel	KMS Hungary	1	1:11.284	10.845	0.365	1	63,431
32	227	Ryo HIROOKA	JPN	Intrepid	Intrepid Driver Program	4	1:11.325	10.886	0.041	3	63,394
33	307	Celine HOLDERBAUM	ESP	Kosmic	Binakart	4	1:12.080	11.641	0.755	2	62,730
34	245	Berat TURKER	TUR	Formula K	Formula K UK	3	1:13.455	13.016	1.375	2	61,556
35	261	Aggelos MALANDRINOS	GRC	Tonykart	A M Racing Kart Team	3	1:13.957	13.518	0.502	3	61,138
36	303	Carlo BORGHESE	ITA	RK	Laudato Racing Team	1	1:15.339	14.900	1.382	1	60,017



Rotax Euro Challenge 2013 Laghi / Italy

Rotax Seniors

Laghi / Italy 1,256 Km

Warm up Odd Numbers

2013-05-25 09:00

Practice (5:00 Time) started at 9:00:02

Lap	Time of Day	Lap Tm	Diff	S1 Tm	S2 Tm	S3 Tm
(293) Henrique BAPTISTA						
1	9:02:42.759	1:11.808	+11.369	25.545	19.223	27.040
2	9:03:43.198	1:00.439		25.791	19.000	15.648
3	9:04:55.546	1:12.348	+11.909	26.564	18.589	27.195
4	9:06:08.698	1:13.152	+12.713	25.948	19.464	27.740
(279) Luke VARLEY						
1	9:02:02.110	1:08.945	+2.332	25.341	17.560	26.044
2	9:03:09.346	1:07.236	+0.623	23.962	17.311	25.963
3	9:04:15.959	1:06.613		22.210	18.456	25.947
4	9:05:23.811	1:07.852	+1.239	24.527	17.395	25.930
(223) Aavo TALVAR						
1	9:02:18.558	1:07.738		24.604	17.457	25.677
2	9:03:26.784	1:08.226	+0.488	24.418	17.722	26.086
3	9:04:34.845	1:08.061	+0.323	24.374	17.818	25.869
4	9:05:42.731	1:07.886	+0.148	23.903	17.831	26.152
(255) Ludvig MORIN						
1	9:02:16.926	1:09.050	+1.010	24.968	18.108	25.974
2	9:03:24.966	1:08.040		24.517	17.838	25.685
3	9:04:33.205	1:08.239	+0.199	24.418	17.802	26.019
4	9:05:41.554	1:08.349	+0.309	24.373	17.821	26.155
(297) Max VERSTAPPEN						
1	9:02:16.505	1:09.087	+1.037	25.318	18.079	25.690
2	9:03:24.555	1:08.050		24.403	17.817	25.830
3	9:04:32.808	1:08.253	+0.203	24.412	17.872	25.969
4	9:05:41.191	1:08.383	+0.333	24.322	17.856	26.205
(283) Joey VAN SPLUNTEREN						
1	9:02:36.817	1:09.496	+1.404	25.045	18.241	26.210
2	9:03:44.909	1:08.092		24.288	17.830	25.974
3	9:04:53.540	1:08.631	+0.539	24.654	17.950	26.027
4	9:06:02.153	1:08.613	+0.521	24.632	18.052	25.929
(249) Alessandro TROMBELLI						
1	9:04:22.994	1:09.320	+0.909	24.713	18.217	26.390
2	9:05:31.405	1:08.411		24.343	17.841	26.227
(239) Niklas TIHONEN						
1	9:02:17.952	1:08.939	+0.486	25.262	18.023	25.654
2	9:03:27.336	1:09.384	+0.931	25.513	17.748	26.123
3	9:04:35.789	1:08.453		24.527	17.726	26.200
4	9:05:44.745	1:08.956	+0.503	24.704	17.649	26.603
(267) Michael COOL						
1	9:02:29.236	1:10.064	+1.457	25.023	17.861	27.180
2	9:03:37.843	1:08.607		24.583	17.960	26.064
3	9:05:15.414	1:37.571	+28.964	24.633	45.986	26.952
(253) Kenny VERMEYLEN						
1	9:02:23.619	1:10.187	+1.550	25.149	17.968	27.070
2	9:03:32.709	1:09.090	+0.453	24.758	17.968	26.364
3	9:04:41.346	1:08.637		24.758	17.905	25.974
4	9:05:50.407	1:09.061	+0.424	24.694	18.032	26.335
(225) Kyle FOWLIE						
1	9:02:23.385	1:09.169	+0.529	25.022	17.948	26.199
2	9:03:32.537	1:09.152	+0.512	24.698	18.083	26.371
3	9:04:41.177	1:08.640		24.461	17.920	26.259
4	9:05:50.221	1:09.044	+0.404	24.640	17.937	26.467
(207) Bas DE LAAT						
1	9:02:35.888	1:09.237	+0.576	24.932	18.140	26.165

Lap	Time of Day	Lap Tm	Diff	S1 Tm	S2 Tm	S3 Tm
2	9:03:44.549	1:08.661		24.439	18.125	26.097
3	9:04:53.501	1:08.952	+0.291	24.436	18.045	26.471
4	9:06:03.101	1:09.600	+0.939	25.000	18.091	26.509
(263) Tobias HOLM						
1	9:02:24.261	1:11.344	+2.651	26.106	18.601	26.637
2	9:03:33.994	1:09.733	+1.040	25.168	18.303	26.262
3	9:04:42.687	1:08.693		24.770	17.834	26.089
4	9:05:56.355	1:13.668	+4.975	24.811	18.052	30.805
(305) Xavier POZZOLI						
1	9:02:28.186	1:09.515	+0.809	25.203	17.770	26.542
2	9:03:36.892	1:08.706		24.196	18.000	26.510
3	9:04:45.770	1:08.878	+0.172	24.490	18.327	26.061
4	9:05:54.705	1:08.935	+0.229	24.516	17.680	26.739
(251) Alberto LA GALA						
1	9:02:29.668	1:12.108	+3.397	25.357	18.204	28.547
2	9:03:38.379	1:08.711		24.497	17.962	26.252
3	9:04:55.714	1:17.335	+8.624	32.364	18.153	26.818
4	9:06:05.561	1:09.847	+1.136	25.416	18.053	26.378
(221) Jan JONCK						
1	9:02:33.508	1:09.785	+0.989	25.156	18.049	26.580
2	9:03:42.304	1:08.796		24.573	18.017	26.206
3	9:04:51.760	1:09.456	+0.660	24.459	18.616	26.381
4	9:06:00.840	1:09.080	+0.284	24.538	18.446	26.096
(241) Karol DABSKI						
1	9:02:43.088	1:10.141	+1.271	25.107	18.377	26.657
2	9:03:53.138	1:10.050	+1.180	25.254	18.151	26.645
3	9:05:02.008	1:08.870		24.757	17.772	26.341
4	9:06:11.382	1:09.374	+0.504	24.912	17.915	26.547
(295) Nicholas LEVA						
1	9:02:22.025	1:09.412	+0.528	25.028	17.990	26.394
2	9:03:30.909	1:08.884		24.449	18.098	26.337
3	9:04:40.009	1:09.100	+0.216	24.448	18.097	26.555
4	9:05:49.164	1:09.155	+0.271	24.697	18.185	26.273
(235) Petr FULIN						
1	9:02:37.271	1:11.509	+2.534	25.272	19.204	27.033
2	9:03:46.859	1:09.588	+0.613	24.888	18.040	26.660
3	9:04:55.834	1:08.975		24.590	17.833	26.552
4	9:06:05.721	1:09.887	+0.912	25.575	18.330	25.982
(247) Glenn VAN PARIJS						
1	9:02:34.103	1:10.634	+1.621	26.150	17.906	26.578
2	9:03:49.360	1:15.257	+6.244	24.721	17.887	32.649
3	9:04:58.373	1:09.013		24.855	17.984	26.174
4	9:06:07.949	1:09.576	+0.563	24.833	18.156	26.587
(301) Filippo LAGHI						
1	9:02:34.425	1:09.251	+0.126	24.796	18.221	26.234
2	9:03:43.633	1:09.208	+0.083	24.843	18.105	26.260
3	9:04:55.130	1:11.497	+2.372	25.112	19.231	27.154
4	9:06:04.255	1:09.125		24.502	18.024	26.599
(219) Sam SCHIPPERS						
1	9:02:42.291	1:15.518	+6.278	30.300	18.300	26.918
2	9:03:51.813	1:09.522	+0.282	24.967	17.794	26.761
3	9:05:01.053	1:09.240		25.044	17.975	26.221
4	9:06:10.433	1:09.380	+0.140	24.767	18.182	26.431
(299) Marc GONZALEZ						
1	9:02:30.054	1:09.923	+0.577	24.844	18.458	26.621

Timekeeping Ingrid and Meik Wagner:

Clerk of the course Nigel Edwards:

www.mylaps.com

Steward (Chairman) Ian Watson:

Chief Scrutineer Paul Klaassen:

Licensed to: Motorsport Events



Rotax Euro Challenge 2013 Laghi / Italy

Rotax Seniors

Laghi / Italy 1,256 Km

Warm up Odd Numbers

2013-05-25 09:00

Practice (5:00 Time) started at 9:00:02

Lap	Time of Day	Lap Tm	Diff	S1 Tm	S2 Tm	S3 Tm
2	9:03:39.400	1:09.346		24.890	18.011	26.445
3	9:04:49.848	1:10.448	+1.102	24.987	19.086	26.375
4	9:05:59.444	1:09.596	+0.250	24.722	18.457	26.417

Lap	Time of Day	Lap Tm	Diff	S1 Tm	S2 Tm	S3 Tm
2	9:04:13.891	1:15.177	+1.220	27.079	19.389	28.709
3	9:05:27.848	1:13.957		26.837	18.884	28.236

(271) Kristian THORSEN

1	9:02:29.885	1:11.370	+1.529	25.837	18.577	26.956
2	9:03:40.401	1:10.516	+0.675	25.452	18.130	26.934
3	9:04:50.242	1:09.841		25.304	18.246	26.291
4	9:06:04.176	1:13.934	+4.093	25.320	17.958	30.656

(303) Carlo BORGHESE

1	9:05:10.708	1:15.339		26.962	20.501	27.876
---	-------------	-----------------	--	---------------	--------	---------------

(231) Pierce LEHANE

1	9:02:48.481	1:10.005	+0.156	25.111	18.156	26.738
2	9:03:58.330	1:09.849		25.072	18.103	26.674
3	9:05:08.628	1:10.298	+0.449	25.094	18.555	26.649

(275) Massimo ACETO

1	9:02:25.768	1:10.730	+0.878	25.719	18.017	26.994
2	9:03:37.375	1:11.607	+1.755	25.746	18.120	27.741
3	9:04:47.227	1:09.852		25.229	18.280	26.343
4	9:05:57.802	1:10.575	+0.723	25.158	18.378	27.039

(259) Max RENBERG

1	9:02:25.385	1:10.900	+1.026	25.592	18.206	27.102
2	9:03:35.373	1:09.988	+0.114	24.813	18.689	26.486
3	9:04:56.976	1:21.603	+11.729	24.509	29.315	27.779
4	9:06:06.850	1:09.874		24.789	18.538	26.547

(217) Maximilian WEINZIERL

1	9:02:36.410	1:16.654	+6.508	29.296	20.328	27.030
2	9:03:47.205	1:10.795	+0.649	25.323	18.597	26.875
3	9:04:57.358	1:10.153	+0.007	25.577	18.098	26.478
4	9:06:07.504	1:10.146		25.254	18.325	26.567

(237) Sten Dorian PIIRIMAGI

1	9:02:30.944	1:13.417	+2.724	26.098	19.038	28.281
2	9:03:41.637	1:10.693		25.368	18.553	26.772
3	9:04:52.637	1:11.000	+0.307	24.954	19.012	27.034
4	9:06:03.579	1:10.942	+0.249	25.114	18.621	27.207

(309) Zachary CLAMAN DE MELO

1	9:02:24.512	1:12.757	+1.838	26.692	18.315	27.750
2	9:03:35.997	1:11.485	+0.566	25.303	18.924	27.258
3	9:04:46.916	1:10.919		24.903	19.173	26.843

(281) Antoni PTAK

1	9:05:07.140	1:11.284		25.645	18.528	27.111
---	-------------	-----------------	--	---------------	---------------	---------------

(227) Ryo HIROOKA

1	9:02:25.023	1:11.673	+0.348	26.324	18.380	26.969
2	9:03:37.519	1:12.496	+1.171	25.958	18.470	28.068
3	9:04:48.844	1:11.325		26.556	18.123	26.646
4	9:06:00.719	1:11.875	+0.550	25.412	19.034	27.429

(307) Celine HOLDERBAUM

1	9:02:30.063	1:13.565	+1.485	26.091	18.486	28.988
2	9:03:42.143	1:12.080		25.527	18.677	27.876
3	9:04:54.819	1:12.676	+0.596	25.655	18.815	28.206
4	9:06:15.396	1:20.577	+8.497	26.603	19.367	34.607

(245) Berat TURKER

1	9:02:43.387	1:15.439	+1.984	27.222	19.728	28.489
2	9:03:56.842	1:13.455		26.077	18.961	28.417
3	9:05:11.079	1:14.237	+0.782	26.524	19.808	27.905

(261) Aggelos MALANDRINOS

1	9:02:58.714	1:17.459	+3.502	27.690	20.489	29.280
---	-------------	----------	--------	--------	--------	--------



Rotax Euro Challenge 2013 Laghi / Italy

Rotax Seniors

Laghi / Italy 1,256 Km

Warm up Even Numbers

2013-05-25 09:10

Practice (5:00 Time) started at 9:10:01

Pos	No.	Name	Nat.	Chassis	Race Team	Laps	Best Tm	Diff	Gap In Lap	km/h
1	214	Petr BEZEL	CZE	MS Kart	MS Kart Racing Team	4	1:07.977		4	66,517
2	300	Lorenzo SCATIGNA	ITA	Haase	Motor.one	4	1:08.600	0.623	0.623	4 65,913
3	246	David RYCHTAR	CZE	Birel	Gregor Racing	4	1:08.684	0.707	0.084	4 65,832
4	284	Antoine LEPESQUEUX	FRA	Sodi	WINMAX Team	4	1:08.774	0.797	0.090	4 65,746
5	310	Niccolo SCHIRO	ITA	Energy	Energy Racing	4	1:09.081	1.104	0.307	4 65,454
6	264	Jules COUSIN	FRA	FA Kart	DSS Kart	4	1:09.195	1.218	0.114	2 65,346
7	296	Jeremie LESOUDIER	FRA	FA	DSS	4	1:09.336	1.359	0.141	3 65,213
8	308	Nikolaj ROGIVUE	CHE	Birel	Spirit Racing	4	1:09.383	1.406	0.047	4 65,169
9	248	Juuso PYKALAINEN	FIN	Tonykart	MPT Racing	4	1:09.424	1.447	0.041	4 65,130
10	216	Bryan EERDEN	NLD	Gillard	PDB Kart Racing	4	1:09.577	1.600	0.153	3 64,987
11	270	Oliver MYERS	GBR	Tonykart	Coles Racing	3	1:09.629	1.652	0.052	3 64,938
12	202	Edward BRAND	GBR	Intrepid	Intrepid Driver Program	4	1:09.650	1.673	0.021	3 64,919
13	298	Felice TIENE	ITA	CRG	CRG SPA	4	1:09.792	1.815	0.142	4 64,787
14	276	Martin HENCKEL MORTEN	DNK	Tonykart	RS Competition	3	1:09.915	1.938	0.123	3 64,673
15	218	Antoine BARTHON	FRA	Formula K	FK Racing Team AB Ltd	4	1:09.962	1.985	0.047	4 64,629
16	206	Philip MORIN	SWE	Alonso	Dan Holland Racing	4	1:09.981	2.004	0.019	4 64,612
17	258	Randy BERGLAS	CHE	Zanardi	G Star Raw Racing	4	1:10.115	2.138	0.134	2 64,488
18	260	Charlie TURNER	GBR	Tonykart	Coles Racing	4	1:10.169	2.192	0.054	4 64,439
19	240	Eva BENES	FRA	Kosmic	PKS	4	1:10.208	2.231	0.039	3 64,403
20	230	Fazio FRANSEN	NLD	CRG	CRG Holland	4	1:10.284	2.307	0.076	4 64,333
21	272	Santeri KALLIO	FIN	Formula K	FK Racing Team AB Ltd	3	1:10.380	2.403	0.096	3 64,246
22	208	Jiri FORMAN	CZE	Tonykart	Protrain Racing	3	1:10.709	2.732	0.329	3 63,947
23	234	Charlie EASTWOOD	IRL	Tonykart	Strawberry Racing	3	1:10.878	2.901	0.169	2 63,794
24	244	Alfredo ZABALZA	MEX	Kosmic	Paul Carr Racing	3	1:10.878	2.901		3 63,794
25	222	Harry WEBB	GBR	Tonykart	Strawberry Racing	3	1:10.950	2.973	0.072	3 63,729
26	266	Connor JUPP	GBR	Alonso	Dan Holland Racing	3	1:10.980	3.003	0.030	3 63,702
27	292	Fabian ERLE	DEU	Maranello	Nees Racing	3	1:11.133	3.156	0.153	2 63,565
28	228	Eugene DENYSSEN	ZAF	Alonso	Dan Holland Racing	3	1:11.245	3.268	0.112	3 63,466
29	274	Andrea ZEMIN	ITA	Righetti Ridol	Gold Kart Racing Team	4	1:11.314	3.337	0.069	4 63,404
30	236	Jack WEPRIN	USA	Alonso	Dan Holland Racing	4	1:11.495	3.518	0.181	4 63,244
31	226	Jessica BACKMAN	SWE	Tonykart	Strawberry Racing	3	1:11.632	3.655	0.137	2 63,123
32	250	Lennert VAN BOGAERT	BEL	Sodi	WINMAX Team	4	1:11.637	3.660	0.005	2 63,118
33	242	Lukasz BARTOSZUK	POL	Tonykart	Wyrzykowski Motorsport	4	1:12.082	4.105	0.445	4 62,729
34	288	Riccardo ALBERTI	ITA	Kosmic	Scarpi Racing Team	3	1:12.769	4.792	0.687	1 62,136
35	302	Ippei YAMAMOTO	JPN	Intrepid	Intrepid Driver Program	3	1:12.987	5.010	0.218	1 61,951
36	306	Yuto TSUJII	JPN	DR	VPDR	3	1:13.009	5.032	0.022	2 61,932
37	268	Cecile MARTINI	FRA	Sodikart	Martini Racing Kart	4	1:13.277	5.300	0.268	2 61,706
38	282	Mark FERENCZ	HUN	DR	VPDR	3	1:14.710	6.733	1.433	3 60,522
39	304	Alexander TSVETANOS	BUL	Tonykart	BVA Racing Team				0	-



Rotax Euro Challenge 2013 Laghi / Italy

Rotax Seniors

Laghi / Italy 1,256 Km

Warm up Even Numbers

2013-05-25 09:10

Practice (5:00 Time) started at 9:10:01

Lap	Time of Day	Lap Tm	Diff	S1 Tm	S2 Tm	S3 Tm
(214) Petr BEZEL						
1	9:12:22.897	1:09.980	+2.003	25.403	17.753	26.824
2	9:13:32.170	1:09.273	+1.296	24.772	17.766	26.735
3	9:14:41.122	1:08.952	+0.975	24.982	17.694	26.276
4	9:15:49.099	1:07.977		24.497	17.566	25.914
(300) Lorenzo SCATIGNA						
1	9:12:16.570	1:08.960	+0.360	24.630	17.744	26.586
2	9:13:25.848	1:09.278	+0.678	24.568	17.708	27.002
3	9:14:35.316	1:09.468	+0.868	24.598	17.964	26.906
4	9:15:43.916	1:08.600		24.255	17.977	26.368
(246) David RYCHTAR						
1	9:12:20.276	1:09.606	+0.922	25.095	18.097	26.414
2	9:13:29.326	1:09.050	+0.366	24.720	17.811	26.519
3	9:14:38.321	1:08.995	+0.311	24.846	17.717	26.432
4	9:15:47.005	1:08.684		24.555	17.672	26.457
(284) Antoine LEPESQUEUX						
1	9:12:18.941	1:09.450	+0.676	24.959	17.748	26.743
2	9:13:27.938	1:08.997	+0.223	24.794	17.582	26.621
3	9:14:37.170	1:09.232	+0.458	24.829	17.689	26.714
4	9:15:45.944	1:08.774		24.565	17.514	26.695
(310) Niccolo SCHIRO						
1	9:12:17.778	1:09.844	+0.763	25.069	17.996	26.779
2	9:13:30.754	1:12.976	+3.895	24.958	18.310	29.708
3	9:14:41.255	1:10.501	+1.420	25.230	18.099	27.172
4	9:15:50.336	1:09.081		24.824	17.727	26.530
(264) Jules COUSIN						
1	9:12:30.054	1:10.399	+1.204	25.105	18.491	26.803
2	9:13:39.249	1:09.195		24.903	18.032	26.260
3	9:14:49.264	1:10.015	+0.820	25.426	18.395	26.194
4	9:15:59.014	1:09.750	+0.555	25.065	18.393	26.292
(296) Jeremie LESOUDIER						
1	9:12:25.760	1:11.086	+1.750	25.530	18.356	27.200
2	9:13:35.937	1:10.177	+0.841	24.989	18.700	26.488
3	9:14:45.273	1:09.336		24.822	18.115	26.399
4	9:15:55.059	1:09.786	+0.450	24.991	18.330	26.465
(308) Nikolaj ROGIVUE						
1	9:12:30.995	1:13.277	+3.894	26.178	19.708	27.391
2	9:13:42.069	1:11.074	+1.691	25.790	18.507	26.777
3	9:14:53.593	1:11.524	+2.141	25.582	18.920	27.022
4	9:16:02.976	1:09.383		24.722	17.924	26.737
(248) Juuso PYKALAINEN						
1	9:12:26.720	1:11.033	+1.609	25.364	18.602	27.067
2	9:13:37.507	1:10.787	+1.363	25.318	18.505	26.964
3	9:14:47.329	1:09.822	+0.398	24.814	18.420	26.588
4	9:15:56.753	1:09.424		24.537	18.029	26.858
(216) Bryan EERDEN						
1	9:12:24.065	1:11.081	+1.504	25.778	18.498	26.805
2	9:13:34.135	1:10.070	+0.493	25.029	17.959	27.082
3	9:14:43.712	1:09.577		25.179	17.720	26.678
4	9:15:53.389	1:09.677	+0.100	25.221	17.982	26.474
(270) Oliver MYERS						
1	9:12:40.786	1:11.438	+1.809	25.765	18.523	27.150
2	9:13:56.918	1:16.132	+6.503	24.909	23.990	27.233
3	9:15:06.547	1:09.629		24.679	18.342	26.608

Lap	Time of Day	Lap Tm	Diff	S1 Tm	S2 Tm	S3 Tm
(202) Edward BRAND						
1	9:12:37.316	1:11.518	+1.868	25.733	18.545	27.240
2	9:13:47.900	1:10.584	+0.934	25.469	18.367	26.748
3	9:14:57.550	1:09.650		24.758	18.310	26.582
4	9:16:08.039	1:10.489	+0.839	25.225	18.309	26.955
(298) Felice TIENE						
1	9:12:29.870	1:12.493	+2.701	25.901	18.772	27.820
2	9:13:41.039	1:11.169	+1.377	25.690	18.514	26.965
3	9:14:51.698	1:10.659	+0.867	25.387	18.579	26.693
4	9:16:01.490	1:09.792		24.916	18.185	26.691
(276) Martin HENCKEL MORTENSEN						
1	9:13:45.726	1:11.091	+1.176	25.671	18.586	26.834
2	9:14:55.739	1:10.013	+0.098	24.759	18.433	26.821
3	9:16:05.654	1:09.915		24.827	18.236	26.852
(218) Antoine BARTHON						
1	9:12:32.996	1:11.475	+1.513	25.901	18.700	26.874
2	9:13:43.562	1:10.566	+0.604	25.333	18.280	26.953
3	9:14:54.251	1:10.689	+0.727	25.274	18.593	26.822
4	9:16:04.213	1:09.962		25.211	18.353	26.398
(206) Philip MORIN						
1	9:12:38.334	1:10.758	+0.777	25.755	18.076	26.927
2	9:13:48.731	1:10.397	+0.416	25.362	18.041	26.994
3	9:14:58.753	1:10.022	+0.041	25.274	17.938	26.810
4	9:16:08.734	1:09.981		24.723	18.407	26.851
(258) Randy BERGLAS						
1	9:12:33.604	1:11.007	+0.892	25.126	18.849	27.032
2	9:13:43.719	1:10.115		25.269	18.280	26.566
3	9:14:55.552	1:11.833	+1.718	25.612	18.221	28.000
4	9:16:07.232	1:11.680	+1.565	25.763	18.900	27.017
(260) Charlie TURNER						
1	9:12:38.879	1:24.395	+14.226	36.339	19.966	28.090
2	9:13:49.252	1:10.373	+0.204	25.401	18.070	26.902
3	9:14:59.524	1:10.272	+0.103	25.120	18.291	26.861
4	9:16:09.693	1:10.169		25.095	17.903	27.171
(240) Eva BENES						
1	9:12:28.401	1:12.024	+1.816	25.910	19.141	26.973
2	9:13:38.873	1:10.472	+0.264	25.191	18.423	26.858
3	9:14:49.081	1:10.208		25.023	18.142	27.043
4	9:15:59.935	1:10.854	+0.646	25.669	18.391	26.794
(230) Fazio FRANSSSEN						
1	9:12:26.301	1:11.263	+0.979	25.709	18.588	26.966
2	9:13:37.180	1:10.879	+0.595	25.161	18.609	27.109
3	9:14:48.074	1:10.894	+0.610	25.464	18.446	26.984
4	9:15:58.358	1:10.284		25.258	18.287	26.739
(272) Santeri KALLIO						
1	9:12:48.425	1:23.174	+12.794	29.433	22.542	31.199
2	9:13:59.468	1:11.043	+0.663	25.576	18.346	27.121
3	9:15:09.848	1:10.380		25.151	18.195	27.034
(208) Jiri FORMAN						
1	9:12:46.028	1:11.715	+1.006	25.645	18.899	27.171
2	9:13:57.598	1:11.570	+0.861	25.120	18.649	27.801
3	9:15:08.307	1:10.709		25.084	18.250	27.375
(234) Charlie EASTWOOD						
1	9:12:45.449	1:11.972	+1.094	25.776	18.792	27.404
2	9:13:56.327	1:10.878		25.425	18.586	26.867

Timekeeping Ingrid and Meik Wagner:

Clerk of the course Nigel Edwards:

www.mylaps.com

Steward (Chairman) Ian Watson:

Chief Scrutineer Paul Klaassen:

Licensed to: Motorsport Events



Rotax Euro Challenge 2013 Laghi / Italy

Rotax Seniors

Laghi / Italy 1,256 Km

Warm up Even Numbers

2013-05-25 09:10

Practice (5:00 Time) started at 9:10:01

Lap	Time of Day	Lap Tm	Diff	S1 Tm	S2 Tm	S3 Tm
3	9:15:07.609	1:11.282	+0.404	25.592	18.778	26.912

(244) Alfredo ZABALZA

1	9:12:40.027	1:11.761	+0.883	25.375	18.485	27.901
2	9:13:57.934	1:17.907	+7.029	31.622	18.717	27.568
3	9:15:08.812	1:10.878		25.581	18.281	27.016

(222) Harry WEBB

1	9:12:51.351	1:11.602	+0.652	25.541	18.402	27.659
2	9:14:02.314	1:10.963	+0.013	25.433	18.218	27.312
3	9:15:13.264	1:10.950		25.118	18.455	27.377

(266) Connor JUPP

1	9:12:43.230	1:12.129	+1.149	25.948	18.418	27.763
2	9:13:54.874	1:11.644	+0.664	25.567	18.411	27.666
3	9:15:05.854	1:10.980		25.504	18.510	26.966

(292) Fabian ERLE

1	9:12:41.753	1:11.906	+0.773	25.778	19.039	27.089
2	9:13:52.886	1:11.133		25.039	18.460	27.634
3	9:15:04.341	1:11.455	+0.322	26.411	18.166	26.878

(228) Eugene DENYSSEN

1	9:12:41.175	1:12.977	+1.732	26.367	18.676	27.934
2	9:13:52.879	1:11.704	+0.459	25.171	18.674	27.859
3	9:15:04.124	1:11.245		25.678	18.392	27.175

(274) Andrea ZEMIN

1	9:12:25.096	1:12.626	+1.312	26.187	18.975	27.464
2	9:13:37.301	1:12.205	+0.891	25.523	19.733	26.949
3	9:14:49.007	1:11.706	+0.392	25.737	18.340	27.629
4	9:16:00.321	1:11.314		25.835	18.545	26.934

(236) Jack WEPRIN

1	9:12:28.967	1:13.224	+1.729	26.322	19.119	27.783
2	9:13:41.517	1:12.550	+1.055	25.695	19.108	27.747
3	9:14:53.855	1:12.338	+0.843	25.884	19.004	27.450
4	9:16:05.350	1:11.495		25.610	18.689	27.196

(226) Jessica BACKMAN

1	9:12:44.022	1:14.919	+3.287	27.095	19.565	28.259
2	9:13:55.654	1:11.632		25.612	18.791	27.229
3	9:15:08.061	1:12.407	+0.775	25.523	18.680	28.204

(250) Lennert VAN BOGAERT

1	9:12:31.698	1:12.205	+0.568	26.262	19.091	26.852
2	9:13:43.335	1:11.637		25.636	18.780	27.221
3	9:14:55.678	1:12.343	+0.706	26.053	18.668	27.622
4	9:16:28.474	1:32.796	+21.159	25.571	18.429	48.796

(242) Lukasz BARTOSZUK

1	9:12:29.139	1:12.978	+0.896	26.229	19.391	27.358
2	9:13:41.832	1:12.693	+0.611	26.478	18.792	27.423
3	9:14:56.348	1:14.516	+2.434	25.871	19.610	29.035
4	9:16:08.430	1:12.082		25.727	18.890	27.465

(288) Riccardo ALBERTI

1	9:12:44.330	1:12.769		25.781	18.823	28.165
2	9:13:57.478	1:13.148	+0.379	25.571	19.232	28.345
3	9:15:10.312	1:12.834	+0.065	26.340	18.915	27.579

(302) Ippei YAMAMOTO

1	9:12:31.447	1:12.987		26.086	19.513	27.388
2	9:13:45.252	1:13.805	+0.818	26.548	19.495	27.762
3	9:15:06.458	1:21.206	+8.219	33.903	19.273	28.030

Lap	Time of Day	Lap Tm	Diff	S1 Tm	S2 Tm	S3 Tm
(306) Yuto TSUJII						

1	9:12:47.356	1:14.578	+1.569	26.926	19.023	28.629
2	9:14:00.365	1:13.009		25.923	19.484	27.602
3	9:15:13.758	1:13.393	+0.384	25.862	19.334	28.197

(268) Cecile MARTINI

1	9:12:34.328	1:14.040	+0.763	26.337	19.430	28.273
2	9:13:47.605	1:13.277		26.330	19.133	27.814
3	9:15:01.309	1:13.704	+0.427	26.266	19.454	27.984
4	9:16:15.392	1:14.083	+0.806	26.009	19.090	28.984

(282) Mark FERENCZ

1	9:12:44.893	1:16.615	+1.905	26.865	20.175	29.575
2	9:13:59.616	1:14.723	+0.013	25.945	20.425	28.353
3	9:15:14.326	1:14.710		26.255	19.923	28.532



Rotax Euro Challenge 2013 Laghi / Italy

Rotax Seniors

Laghi / Italy 1,256 Km

RACE 1 Qualifying Heat 1 A-B

-NEW-

2013-05-25 10:10

Race (10 Laps) started at 10:13:07

Pos	No.	Name	Nat.	Chassis	Race Team	Laps	Total Tm	Diff	Best Tm	In Lap	km/h	Points
1	214	Petr BEZEL	CZE	MS Kart	MS Kart Racing Team	10	11:35.542		1:08.543	8	65,967	0
2	297	Max VERSTAPPEN	ITA	CRG	CRG SPA	10	11:35.939	0.397	1:08.677	7	65,839	2
3	207	Bas DE LAAT	NLD	Gillard	PDB Kart Racing	10	11:38.083	2.541	1:08.733	5	65,785	3
4	222	Harry WEBB	GBR	Tonykart	Strawberry Racing	10	11:43.225	7.683	1:09.222	9	65,320	4
5	279	Luke VARLEY	GBR	Birel	KMS Hungary	10	11:45.086	9.544	1:08.473	7	66,035	5
6	270	Oliver MYERS	GBR	Tonykart	Coles Racing	10	11:45.274	9.732	1:09.046	9	65,487	6
7	231	Pierce LEHANE	AUS	Alonso	Dan Holland Racing	10	11:45.869	10.327	1:08.742	8	65,776	7
8	305	Xavier POZZOLI	FRA	Kosmic	Sonic Racing Kart	10	11:46.589	11.047	1:09.710	9	64,863	8
9	275	Massimo ACETO	ITA	Righetti Ridolf	Gold Kart Racing Team	10	11:47.869	12.327	1:09.058	9	65,475	9
10	267	Michael COOL	BEL	Tonykart	Bouvin Power	10	11:49.806	14.264	1:09.114	9	65,422	10
11	253	Kenny VERMEYLEN	BEL	Tecno	Tecno Kart Racing	10	11:51.335	15.793	1:08.785	9	65,735	11
12	219	Sam SCHIPPERS	NLD	FA Kart	Team TKP	10	11:52.936	17.394	1:08.843	8	65,680	12
13	230	Fazio FRANSSSEN	NLD	CRG	CRG Holland	10	11:55.143	19.601	1:09.237	9	65,306	13
14	255	Ludvig MORIN	SWE	Kosmic	Morin Racing	10	11:58.879	23.337	1:09.991	8	64,603	14
15	266	Connor JUPP	GBR	Alonso	Dan Holland Racing	10	12:00.975	25.433	1:10.070	9	64,530	15
16	240	Eva BENES	FRA	Kosmic	PKS	10	12:03.992	28.450	1:10.677	10	63,976	16
17	235	Petr FULIN	CZE	OK1	OK1 Racing Team	10	12:04.811	29.269	1:10.539	10	64,101	17
18	250	Lennert VAN BOGAERT	BEL	Sodi	WINMAX Team	10	12:06.821	31.279	1:10.951	8	63,728	18
19	244	Alfredo ZABALZA	MEX	Kosmic	Paul Carr Racing	10	12:06.837	31.295	1:10.235	8	64,378	19
20	246	David RYCHTAR	CZE	Birel	Gregor Racing	10	12:06.874	31.332	1:10.621	4	64,026	20
21	293	Henrique BAPTISTA	PRT	Kosmic	Paul Carr Racing	10	12:08.751	33.209	1:10.703	9	63,952	21
22	242	Lukasz BARTOSZUK	POL	Tonykart	Wyrzykowski Motorsport	10	12:09.538	33.996	1:11.263	9	63,449	22
23	261	Aggelos MALANDRINOS	GRC	Tonykart	A M Racing Kart Team	10	12:11.418	35.876	1:10.898	7	63,776	23
24	292	Fabian ERLE	DEU	Maranello	Nees Racing	10	12:14.400	38.858	1:10.345	10	64,277	24
25	282	Mark FERENCZ	HUN	DR	VPDR	10	12:14.690	39.148	1:10.414	10	64,215	25
26	221	Jan JONCK	DNK	Tonykart	RS Competition	10	12:15.997	40.455	1:11.543	6	63,201	26
27	227	Ryo HIROOKA	JPN	Intrepid	Intrepid Driver Program	10	12:18.270	42.728	1:11.749	3	63,020	27
28	268	Cecile MARTINI	FRA	Sodikart	Martini Racing Kart	10	12:23.443	47.901	1:11.555	7	63,191	28
29	298	Felice TIENE	ITA	CRG	CRG SPA	1	1:15.381	9 Laps	1:14.443	1	60,739	29

Not classified

DQ	251	Alberto LA GALA	ITA	Energy	FK Racing Team AB Ltd	10	12:01.782	DQ	1:09.550	10	65,012	33
DNS	277	Ameer HASSAN	ARE	FA Kart	Team TKP			DNS		0	-	32

Announcements

These results are provisional until the conclusion of any judicial and technical matters

Started: 30 Classified: 29 Not classified: 1

No. 251 excluded from Heat A-B / reason technical non conformity

Margin of Victory	Ø km/h	Best Lap Tm	km/h	Best Lap by
0.397	65,008	1:08.473	66,035	279 - Luke VARLEY

Official Timing www.camp-company.de / www.motorsport-events.se

Orbits

Timekeeping Ingrid and Meik Wagner:

Clerk of the course Nigel Edwards:

www.mylaps.com

Steward (Chairman) Ian Watson:

Chief Scrutineer Paul Klaassen:

Licensed to: Motorsport Events

Printed: 2013-05-25 12:00:55

posted at:

h

Rotax Euro Challenge 2013 Laghi / Italy

Rotax Seniors

Laghi / Italy 1,256 Km

RACE 1 Qualifying Heat 1 A-B

2013-05-25 10:10

Race (10 Laps) started at 10:13:07

Table with 7 columns: Lap, Time of Day, Lap Tm, Diff, S1 Tm, S2 Tm, S3 Tm. Driver (219) Sam SCHIPPERS.

Table with 7 columns: Lap, Time of Day, Lap Tm, Diff, S1 Tm, S2 Tm, S3 Tm. Driver (235) Petr FULIN.

Table with 7 columns: Lap, Time of Day, Lap Tm, Diff, S1 Tm, S2 Tm, S3 Tm. Driver (230) Fazio FRANSEN.

Table with 7 columns: Lap, Time of Day, Lap Tm, Diff, S1 Tm, S2 Tm, S3 Tm. Driver (250) Lennert VAN BOGAERT.

Table with 7 columns: Lap, Time of Day, Lap Tm, Diff, S1 Tm, S2 Tm, S3 Tm. Driver (255) Ludvig MORIN.

Table with 7 columns: Lap, Time of Day, Lap Tm, Diff, S1 Tm, S2 Tm, S3 Tm. Driver (244) Alfredo ZABALZA.

Table with 7 columns: Lap, Time of Day, Lap Tm, Diff, S1 Tm, S2 Tm, S3 Tm. Driver (266) Connor JUPP.

Table with 7 columns: Lap, Time of Day, Lap Tm, Diff, S1 Tm, S2 Tm, S3 Tm. Driver (246) David RYCHTAR.

Table with 7 columns: Lap, Time of Day, Lap Tm, Diff, S1 Tm, S2 Tm, S3 Tm. Driver (251) Alberto LA GALA.

Table with 7 columns: Lap, Time of Day, Lap Tm, Diff, S1 Tm, S2 Tm, S3 Tm. Driver (293) Henrique BAPTISTA.

Table with 7 columns: Lap, Time of Day, Lap Tm, Diff, S1 Tm, S2 Tm, S3 Tm. Driver (240) Eva BENES.



Rotax Euro Challenge 2013 Laghi / Italy

Rotax Seniors

Laghi / Italy 1,256 Km

RACE 1 Qualifying Heat 1 A-B

2013-05-25 10:10

Race (10 Laps) started at 10:13:07

Lap	Time of Day	Lap Tm	Diff	S1 Tm	S2 Tm	S3 Tm	Lap	Time of Day	Lap Tm	Diff	S1 Tm	S2 Tm	S3 Tm
(242) Lukasz BARTOSZUK							5	10:19:23.676	1:12.558	+0.809	26.640	18.375	27.543
1	10:14:26.897	1:17.717	+6.454	28.313	20.093	29.311	6	10:20:36.864	1:13.188	+1.439	26.422	18.954	27.812
2	10:15:41.113	1:14.216	+2.953	26.467	19.406	28.343	7	10:21:49.187	1:12.323	+0.574	26.288	18.239	27.796
3	10:16:54.637	1:13.524	+2.261	26.563	18.914	28.047	8	10:23:01.236	1:12.049	+0.300	26.146	18.156	27.747
4	10:18:06.600	1:11.963	+0.700	26.039	18.529	27.395	9	10:24:13.738	1:12.502	+0.753	25.730	18.533	28.239
5	10:19:17.933	1:11.333	+0.070	25.347	18.545	27.441	10	10:25:25.603	1:11.865	+0.116	25.997	18.334	27.534
6	10:20:29.448	1:11.515	+0.252	25.320	18.556	27.639	(268) Cecile MARTINI						
7	10:21:41.633	1:12.185	+0.922	25.571	18.619	27.995	1	10:14:27.660	1:19.083	+7.528	29.502	20.175	29.406
8	10:22:53.498	1:11.865	+0.602	25.557	18.600	27.708	2	10:15:42.445	1:14.785	+3.230	26.944	19.461	28.380
9	10:24:04.761	1:11.263		25.256	18.350	27.657	3	10:16:56.826	1:14.381	+2.826	26.516	19.524	28.341
10	10:25:16.871	1:12.110	+0.847	25.204	19.051	27.855	4	10:18:10.940	1:14.114	+2.559	26.610	19.531	27.973
(261) Aggelos MALANDRINOS							5	10:19:23.345	1:12.405	+0.850	26.196	18.613	27.596
1	10:14:25.620	1:15.743	+4.845	28.159	19.449	28.135	6	10:20:35.879	1:12.534	+0.979	26.077	18.635	27.822
2	10:15:43.632	1:18.012	+7.114	30.761	19.431	27.820	7	10:21:47.434	1:11.555		25.879	18.521	27.155
3	10:16:57.690	1:14.058	+3.160	26.559	19.199	28.300	8	10:23:00.502	1:13.068	+1.513	25.910	19.175	27.983
4	10:18:10.612	1:12.922	+2.024	26.789	18.602	27.531	9	10:24:17.819	1:17.317	+5.762	26.092	18.506	32.719
5	10:19:22.311	1:11.699	+0.801	26.083	18.399	27.217	10	10:25:30.776	1:12.957	+1.402	25.812	18.636	28.509
6	10:20:34.422	1:12.111	+1.213	26.449	18.389	27.273	(298) Felice TIENE						
7	10:21:45.320	1:10.898		25.690	18.301	26.907	1	10:14:22.714	1:14.443		27.631	19.254	27.558
8	10:22:56.621	1:11.301	+0.403	26.027	18.248	27.026							
9	10:24:07.601	1:10.980	+0.082	25.665	18.344	26.971							
10	10:25:18.751	1:11.150	+0.252	26.051	18.302	26.797							
(292) Fabian ERLE													
1	10:14:27.692	1:17.607	+7.262	28.590	20.374	28.643							
2	10:15:41.668	1:13.976	+3.631	26.533	19.214	28.229							
3	10:16:52.711	1:11.043	+0.698	25.766	18.572	26.705							
4	10:18:04.018	1:11.307	+0.962	25.761	18.634	26.912							
5	10:19:16.177	1:12.159	+1.814	26.115	18.197	27.847							
6	10:20:27.015	1:10.838	+0.493	25.660	18.438	26.740							
7	10:21:38.293	1:11.278	+0.933	25.398	18.206	27.674							
8	10:22:49.637	1:11.344	+0.999	25.352	18.899	27.093							
9	10:24:11.388	1:21.751	+11.406	25.269	29.489	26.993							
10	10:25:21.733	1:10.345		24.840	18.043	27.462							
(282) Mark FERENCZ													
1	10:14:22.510	1:14.715	+4.301	27.662	19.267	27.786							
2	10:15:40.953	1:18.443	+8.029	29.706	20.427	28.310							
3	10:16:54.074	1:13.121	+2.707	25.998	19.190	27.933							
4	10:18:11.754	1:17.680	+7.266	31.593	18.323	27.764							
5	10:19:23.871	1:12.117	+1.703	26.160	18.488	27.469							
6	10:20:36.514	1:12.643	+2.229	26.279	18.496	27.868							
7	10:21:48.117	1:11.603	+1.189	25.850	18.477	27.276							
8	10:23:00.193	1:12.076	+1.662	25.342	18.900	27.834							
9	10:24:11.609	1:11.416	+1.002	25.392	18.430	27.594							
10	10:25:22.023	1:10.414		24.907	17.998	27.509							
(221) Jan JONCK													
1	10:14:27.784	1:19.369	+7.826	32.890	18.478	28.001							
2	10:15:42.539	1:14.755	+3.212	29.597	18.197	26.961							
3	10:16:55.983	1:13.444	+1.901	26.322	19.479	27.643							
4	10:18:07.723	1:11.740	+0.197	25.575	18.551	27.614							
5	10:19:20.171	1:12.448	+0.905	25.256	19.389	27.803							
6	10:20:31.714	1:11.543		25.226	18.367	27.950							
7	10:21:43.759	1:12.045	+0.502	25.292	18.647	28.106							
8	10:22:55.806	1:12.047	+0.504	25.107	18.759	28.181							
9	10:24:09.131	1:13.325	+1.782	25.715	18.991	28.619							
10	10:25:23.330	1:14.199	+2.656	25.721	19.071	29.407							
(227) Ryo HIROOKA													
1	10:14:25.910	1:17.863	+6.114	28.620	20.220	29.023							
2	10:15:46.902	1:20.992	+9.243	27.096	19.887	34.009							
3	10:16:58.651	1:11.749		26.046	18.306	27.397							
4	10:18:11.118	1:12.467	+0.718	26.413	18.550	27.504							



Rotax Euro Challenge 2013 Laghi / Italy

Rotax Seniors

Laghi / Italy 1,256 Km

RACE 2 Qualifying Heat 2 C-D

2013-05-25 10:30

Race (10 Laps) started at 10:32:46

Pos	No.	Name	Nat.	Chassis	Race Team	Laps	Total Tm	Diff	Best Tm	In Lap	km/h	Points
1	206	Philip MORIN	SWE	Alonso	Dan Holland Racing	10	11:34.653		1:08.797	6	65,724	0
2	202	Edward BRAND	GBR	Intrepid	Intrepid Driver Program	10	11:37.762	3.109	1:09.057	9	65,476	2
3	241	Karol DABSKI	POL	Praga	Praga Racing	10	11:38.576	3.923	1:09.220	7	65,322	3
4	216	Bryan EERDEN	NLD	Gillard	PDB Kart Racing	10	11:39.285	4.632	1:09.047	9	65,486	4
5	239	Niklas TIIHONEN	FIN	Formula K	FK Racing Team AB Ltd	10	11:47.289	12.636	1:09.497	9	65,062	5
6	260	Charlie TURNER	GBR	Tonykart	Coles Racing	10	11:47.552	12.899	1:09.240	9	65,303	6
7	225	Kyle FOWLIE	GBR	Tonykart	Strawberry Racing	10	11:49.765	15.112	1:09.609	9	64,957	7
8	300	Lorenzo SCATIGNA	ITA	Haase	Motor.one	10	11:49.922	15.269	1:09.019	9	65,512	8
9	272	Santeri KALLIO	FIN	Formula K	FK Racing Team AB Ltd	10	11:50.843	16.190	1:09.978	5	64,615	9
10	218	Antoine BARTHON	FRA	Formula K	FK Racing Team AB Ltd	10	11:51.793	17.140	1:09.869	10	64,715	10
11	310	Niccolo SCHIRO	ITA	Energy	Energy Racing	10	11:53.282	18.629	1:09.165	8	65,374	11
12	258	Randy BERGLAS	CHE	Zanardi	G Star Raw Racing	10	11:53.382	18.729	1:09.873	8	64,712	12
13	281	Antoni PTAK	USA	Birel	KMS Hungary	10	11:53.648	18.995	1:09.593	8	64,972	13
14	263	Tobias HOLM	DNK	Tonykart	RS Competition	10	11:56.546	21.893	1:10.008	9	64,587	14
15	301	Filippo LAGHI	ITA	Haase	Motor ONE	10	11:58.592	23.939	1:09.214	7	65,328	15
16	274	Andrea ZEMIN	ITA	Righetti Ridolf	Gold Kart Racing Team	10	12:02.183	27.530	1:10.173	8	64,435	16
17	237	Sten Dorian PIIRIMAGI	EST	Tonykart	Aix Racing Team	10	12:05.525	30.872	1:09.777	8	64,801	17
18	247	Glenn VAN PARIJS	BEL	Tonykart	Bouvin Power/Raw Racing	10	12:06.286	31.633	1:09.778	10	64,800	18
19	309	Zachary CLAMAN DE MELO	CAN	CRG	CRG SPA	10	12:09.450	34.797	1:10.440	9	64,191	19
20	236	Jack WEPRIN	USA	Alonso	Dan Holland Racing	10	12:09.894	35.241	1:10.947	8	63,732	20
21	284	Antoine LEPESQUEUX	FRA	Sodi	WINMAX Team	10	12:14.587	39.934	1:11.659	8	63,099	21
22	249	Alessandro TROMBELLI	ITA	Energy	FK Racing Team AB Ltd	10	12:16.562	41.909	1:10.386	8	64,240	22
23	302	Ippei YAMAMOTO	JPN	Intrepid	Intrepid Driver Program	10	12:17.567	42.914	1:11.253	9	63,458	23
24	217	Maximilian WEINZIERL	AUT	Alonso	Dan Holland Racing	10	12:18.300	43.647	1:09.921	8	64,667	24
25	304	Alexander TSVETANOS	BUL	Tonykart	BVA Racing Team	10	12:25.052	50.399	1:10.318	7	64,302	25
26	288	Riccardo ALBERTI	ITA	Kosmic	Scarpi Racing Team	10	12:25.931	51.278	1:10.046	9	64,552	26
27	306	Yuto TSUJII	JPN	DR	VPDR	9	12:23.682	1 Lap	1:11.031	6	63,657	27
28	271	Kristian THORSEN	DNK	Tonykart	RS Competition	5	6:07.583	5 Laps	1:10.945	2	63,734	28
29	223	Aavo TALVAR	EST	Tonykart	Talvar Racing		0.223	10 Laps		0	-	29
30	259	Max RENBERG	SWE	Tonykart	Renbergs Racing		1.048	10 Laps		0	-	30

Announcements

These results are provisional until the conclusion of any judicial and technical matters

Started: 30 Classified: 30 Not classified: 0

Margin of Victory	Ø km/h	Best Lap Tm	km/h	Best Lap by
3.109	65,091	1:08.797	65,724	206 - Philip MORIN

Official Timing www.camp-company.de / www.motorsport-events.se

Orbits

Timekeeping Ingrid and Meik Wagner:

Clerk of the course Nigel Edwards:

www.mylaps.com

Steward (Chairman) Ian Watson:

Chief Scrutineer Paul Klaassen:

Licensed to: Motorsport Events

Printed: 2013-05-25 10:46:32

posted at:

h



Rotax Euro Challenge 2013 Laghi / Italy

Rotax Seniors

Laghi / Italy 1,256 Km

RACE 2 Qualifying Heat 2 C-D

2013-05-25 10:30

Race (10 Laps) started at 10:32:46

Lap	Time of Day	Lap Tm	Diff	S1 Tm	S2 Tm	S3 Tm	Lap	Time of Day	Lap Tm	Diff	S1 Tm	S2 Tm	S3 Tm
(206) Philip MORIN													
1	10:33:56.536	1:10.519	+1.722	25.561	17.958	27.000	5	10:38:41.890	1:09.502	+0.262	24.969	17.965	26.568
2	10:35:06.554	1:10.018	+1.221	25.095	18.016	26.907	6	10:39:51.964	1:10.074	+0.834	25.240	18.055	26.779
3	10:36:16.762	1:10.208	+1.411	25.735	17.937	26.536	7	10:41:01.788	1:09.824	+0.584	25.391	17.850	26.583
4	10:37:26.008	1:09.246	+0.449	24.880	17.766	26.600	8	10:42:12.498	1:10.710	+1.470	24.943	18.858	26.909
5	10:38:34.827	1:08.819	+0.022	24.697	17.749	26.373	9	10:43:21.738	1:09.240		24.749	17.854	26.637
6	10:39:43.624	1:08.797		24.581	17.834	26.382	10	10:44:33.569	1:11.831	+2.591	25.333	18.701	27.797
7	10:40:52.587	1:08.963	+0.166	24.819	17.645	26.499	(225) Kyle FOWLIE						
8	10:42:01.849	1:09.262	+0.465	24.929	17.815	26.518	1	10:34:04.203	1:17.041	+7.432	31.291	18.531	27.219
9	10:43:11.018	1:09.169	+0.372	24.943	17.771	26.455	2	10:35:14.806	1:10.603	+0.994	25.340	18.468	26.795
10	10:44:20.670	1:09.652	+0.855	24.777	17.761	27.114	3	10:36:24.832	1:10.026	+0.417	25.292	18.311	26.423
(202) Edward BRAND													
1	10:33:57.108	1:10.615	+1.558	25.725	18.054	26.836	4	10:37:35.092	1:10.260	+0.651	25.069	18.515	26.676
2	10:35:06.995	1:09.887	+0.830	25.413	17.955	26.519	5	10:38:45.255	1:10.163	+0.554	25.099	18.353	26.711
3	10:36:16.116	1:09.121	+0.064	25.089	17.818	26.214	6	10:39:55.687	1:10.432	+0.823	25.300	18.338	26.794
4	10:37:25.471	1:09.355	+0.298	25.198	18.017	26.140	7	10:41:06.025	1:10.338	+0.729	25.123	18.193	27.022
5	10:38:36.917	1:11.446	+2.389	24.790	20.191	26.465	8	10:42:15.985	1:09.960	+0.351	25.001	18.339	26.620
6	10:39:46.545	1:09.628	+0.571	25.703	17.770	26.155	9	10:43:25.594	1:09.609		24.918	18.126	26.565
7	10:40:55.863	1:09.318	+0.261	24.842	17.744	26.732	10	10:44:35.782	1:10.188	+0.579	24.833	18.057	27.298
8	10:42:05.424	1:09.561	+0.504	24.891	17.915	26.755	(300) Lorenzo SCATIGNA						
9	10:43:14.481	1:09.057		24.856	17.738	26.463	1	10:34:02.626	1:15.349	+6.330	28.403	18.652	28.294
10	10:44:23.779	1:09.298	+0.241	25.004	17.742	26.552	2	10:35:13.997	1:11.371	+2.352	25.994	18.650	26.727
(241) Karol DABSKI													
1	10:33:57.597	1:11.535	+2.315	26.159	18.775	26.601	3	10:36:25.428	1:11.431	+2.412	26.018	17.886	27.527
2	10:35:07.608	1:10.011	+0.791	25.490	17.987	26.534	4	10:37:39.398	1:13.970	+4.951	24.881	18.750	30.339
3	10:36:17.044	1:09.436	+0.216	25.064	17.976	26.396	5	10:38:49.172	1:09.774	+0.755	25.200	18.049	26.525
4	10:37:27.171	1:10.127	+0.907	25.611	17.882	26.634	6	10:39:58.917	1:09.745	+0.726	24.622	18.105	27.018
5	10:38:37.001	1:09.830	+0.610	25.189	18.188	26.453	7	10:41:08.325	1:09.408	+0.389	25.014	17.895	26.499
6	10:39:47.271	1:10.270	+1.050	25.826	17.676	26.768	8	10:42:17.769	1:09.444	+0.425	24.729	18.213	26.502
7	10:40:56.491	1:09.220		25.086	17.753	26.381	9	10:43:26.788	1:09.019		24.513	17.879	26.627
8	10:42:05.892	1:09.401	+0.181	24.997	17.837	26.567	10	10:44:35.939	1:09.151	+0.132	24.498	18.131	26.522
9	10:43:15.217	1:09.325	+0.105	25.053	17.869	26.403	(272) Santeri KALLIO						
10	10:44:24.593	1:09.376	+0.156	24.910	17.789	26.677	1	10:34:00.013	1:13.599	+3.621	27.265	19.129	27.205
(216) Bryan EERDEN													
1	10:33:59.517	1:12.841	+3.794	26.828	19.176	26.837	2	10:35:10.037	1:10.024	+0.046	24.887	17.982	27.155
2	10:35:09.435	1:09.918	+0.871	25.030	17.978	26.910	3	10:36:20.230	1:10.193	+0.215	25.226	18.006	26.961
3	10:36:18.933	1:09.498	+0.451	25.239	18.066	26.193	4	10:37:30.557	1:10.327	+0.349	25.277	18.176	26.874
4	10:37:28.238	1:09.305	+0.258	25.060	18.009	26.236	5	10:38:40.535	1:09.978		25.031	18.030	26.917
5	10:38:37.724	1:09.486	+0.439	25.109	18.053	26.324	6	10:39:50.522	1:09.987	+0.009	25.298	18.050	26.639
6	10:39:47.829	1:10.105	+1.058	25.402	18.084	26.619	7	10:41:00.894	1:10.372	+0.394	25.039	18.067	27.266
7	10:40:57.076	1:09.247	+0.200	25.019	17.986	26.242	8	10:42:13.141	1:12.247	+2.269	25.780	19.502	26.965
8	10:42:06.758	1:09.682	+0.635	25.282	18.125	26.275	9	10:43:24.374	1:11.233	+1.255	25.659	18.559	27.015
9	10:43:15.805	1:09.047		24.916	17.975	26.156	10	10:44:36.860	1:12.486	+2.508	25.510	18.304	28.672
10	10:44:25.302	1:09.497	+0.450	25.029	17.876	26.592	(218) Antoine BARTHON						
(239) Niklas TIHONEN													
1	10:34:00.469	1:14.242	+4.745	27.876	19.139	27.227	1	10:34:03.058	1:14.444	+4.575	29.291	18.334	26.819
2	10:35:11.539	1:11.070	+1.573	25.909	17.905	27.256	2	10:35:14.102	1:11.044	+1.175	25.843	18.303	26.898
3	10:36:21.508	1:09.969	+0.472	25.578	17.994	26.397	3	10:36:24.063	1:09.961	+0.092	25.188	18.191	26.582
4	10:37:31.817	1:10.309	+0.812	25.089	18.361	26.859	4	10:37:34.599	1:10.536	+0.667	25.162	18.341	27.033
5	10:38:41.427	1:09.610	+0.113	25.069	18.150	26.391	5	10:38:44.944	1:10.345	+0.476	25.522	18.323	26.500
6	10:39:52.817	1:11.390	+1.893	25.422	18.163	27.805	6	10:39:56.270	1:11.326	+1.457	25.551	18.681	27.094
7	10:41:02.419	1:09.602	+0.105	25.008	18.151	26.443	7	10:41:07.319	1:11.049	+1.180	25.617	18.379	27.053
8	10:42:12.858	1:10.439	+0.942	25.075	18.450	26.914	8	10:42:17.748	1:10.429	+0.560	24.953	18.114	27.362
9	10:43:22.355	1:09.497		24.848	18.073	26.576	9	10:43:27.941	1:10.193	+0.324	25.529	17.851	26.813
10	10:44:33.306	1:10.951	+1.454	24.951	18.533	27.467	10	10:44:37.810	1:09.869		25.042	18.269	26.558
(260) Charlie TURNER													
1	10:34:00.947	1:14.625	+5.385	27.389	19.816	27.420	(310) Niccolo SCHIRO						
2	10:35:12.201	1:11.254	+2.014	25.664	18.680	26.910	1	10:34:06.735	1:18.704	+9.539	33.270	18.153	27.281
3	10:36:21.979	1:09.778	+0.538	25.367	17.970	26.441	2	10:35:17.185	1:10.450	+1.285	25.426	18.137	26.887
4	10:37:32.388	1:10.409	+1.169	24.995	18.440	26.974	3	10:36:27.816	1:10.631	+1.466	25.173	18.741	26.717
(225) Kyle FOWLIE													
1	10:34:04.203	1:17.041	+7.432	31.291	18.531	27.219	4	10:37:41.069	1:13.253	+4.088	26.163	19.213	27.877
2	10:35:14.806	1:10.603	+0.994	25.340	18.468	26.795	5	10:38:51.392	1:10.323	+1.158	25.471	18.250	26.602
3	10:36:24.832	1:10.026	+0.417	25.292	18.311	26.423	6	10:40:01.234	1:09.842	+0.677	25.250	17.946	26.646
4	10:37:35.092	1:10.260	+0.651	25.069	18.515	26.676	7	10:41:10.800	1:09.566	+0.401	25.333	17.938	26.295
5	10:38:45.255	1:10.163	+0.554	25.099	18.353	26.711	8	10:42:19.965	1:09.165		24.949	17.824	26.392
6	10:39:55.687	1:10.432	+0.823	25.300	18.338	26.794	9	10:43:29.931	1:09.966	+0.801	25.165	17.888	26.913
7	10:41:06.025	1:10.338	+0.729	25.123	18.193	27.022	10	10:44:39.299	1:09.368	+0.203	24.884	17.850	26.634
8	10:42:15.985	1:09.960	+0.351	25.001	18.339	26.620	(300) Lorenzo SCATIGNA						
9	10:43:25.594	1:09.609		24.918	18.126	26.565	1	10:34:02.626	1:15.349	+6.330	28.403	18.652	28.294
10	10:44:35.782	1:10.188	+0.579	24.833	18.057	27.298	2	10:35:13.997	1:11.371	+2.352	25.994	18.650	26.727
(272) Santeri KALLIO													
1	10:34:00.013	1:13.599	+3.621	27.265	19.129	27.205	3	10:36:25.428	1:11.431	+2.412	26.018	17.886	27.527
2	10:35:10.037	1:10.024	+0.046	24.887	17.982	27.155	4	10:37:39.398	1:13.970	+4.951	24.881	18.750	30.339
3	10:36:20.230	1:10.193											



Rotax Euro Challenge 2013 Laghi / Italy

Rotax Seniors

Laghi / Italy 1,256 Km

RACE 2 Qualifying Heat 2 C-D

2013-05-25 10:30

Race (10 Laps) started at 10:32:46

Lap	Time of Day	Lap Tm	Diff	S1 Tm	S2 Tm	S3 Tm	Lap	Time of Day	Lap Tm	Diff	S1 Tm	S2 Tm	S3 Tm
(302) Ippei YAMAMOTO													
1	10:34:08.066	1:20.295	+9.042	32.161	19.211	28.923							
2	10:35:22.866	1:14.800	+3.547	26.226	20.374	28.200							
3	10:36:36.295	1:13.429	+2.176	26.011	19.407	28.011							
4	10:37:52.577	1:16.282	+5.029	30.169	18.537	27.576							
5	10:39:04.792	1:12.215	+0.962	25.734	18.794	27.687							
6	10:40:16.340	1:11.548	+0.295	25.400	18.626	27.522							
7	10:41:28.193	1:11.853	+0.600	25.973	18.724	27.156							
8	10:42:40.022	1:11.829	+0.576	25.865	18.769	27.195							
9	10:43:51.275	1:11.253		25.432	18.549	27.272							
10	10:45:03.584	1:12.309	+1.056	25.615	19.227	27.467							

(217) Maximilian WEINZIERL													
1	10:34:02.566	1:15.978	+6.057	27.022	20.283	28.673							
2	10:35:15.639	1:13.073	+3.152	26.605	19.277	27.191							
3	10:36:51.219	1:35.580	+25.659	25.942	42.659	26.979							
4	10:38:02.106	1:10.887	+0.966	25.445	18.672	26.770							
5	10:39:13.380	1:11.274	+1.353	25.898	18.591	26.785							
6	10:40:23.838	1:10.458	+0.537	25.253	18.252	26.953							
7	10:41:34.105	1:10.267	+0.346	25.658	18.156	26.453							
8	10:42:44.026	1:09.921		25.383	18.184	26.354							
9	10:43:54.209	1:10.183	+0.262	25.484	18.268	26.431							
10	10:45:04.317	1:10.108	+0.187	25.079	18.090	26.939							

(304) Alexander TSVETANOS													
1	10:34:05.604	1:16.702	+6.384	30.370	18.570	27.762							
2	10:35:18.285	1:12.681	+2.363	26.572	18.665	27.444							
3	10:36:34.879	1:16.594	+6.276	30.268	18.829	27.497							
4	10:38:05.235	1:30.356	+20.038	33.333	29.332	27.691							
5	10:39:17.481	1:12.246	+1.928	25.848	19.133	27.265							
6	10:40:28.645	1:11.164	+0.846	25.924	18.162	27.078							
7	10:41:38.963	1:10.318		25.556	17.917	26.845							
8	10:42:49.559	1:10.596	+0.278	25.701	17.892	27.003							
9	10:44:00.050	1:10.491	+0.173	25.501	17.971	27.019							
10	10:45:11.069	1:11.019	+0.701	25.647	17.981	27.391							

(288) Riccardo ALBERTI													
1	10:34:02.449	1:15.258	+5.212	26.665	19.821	28.772							
2	10:35:21.726	1:19.277	+9.231	26.538	19.423	33.316							
3	10:36:35.282	1:13.556	+3.510	26.182	19.932	27.442							
4	10:37:47.216	1:11.934	+1.888	25.963	18.498	27.473							
5	10:39:19.787	1:32.571	+22.525	46.929	18.347	27.295							
6	10:40:30.573	1:10.786	+0.740	25.085	18.113	27.588							
7	10:41:41.175	1:10.602	+0.556	25.116	18.074	27.412							
8	10:42:51.594	1:10.419	+0.373	25.089	18.149	27.181							
9	10:44:01.640	1:10.046		24.956	18.086	27.004							
10	10:45:11.948	1:10.308	+0.262	25.051	17.940	27.317							

(306) Yuto TSUJII													
1	10:34:11.647	1:24.683	+13.652	37.748	19.150	27.785							
2	10:35:24.171	1:12.524	+1.493	26.242	18.877	27.405							
3	10:36:45.784	1:21.613	+10.582	26.960	24.374	30.279							
4	10:39:10.587	2:24.803	+1:13.772	1:37.505	18.744	28.554							
5	10:40:22.574	1:11.987	+0.956	25.788	18.781	27.418							
6	10:41:33.605	1:11.031		25.654	18.337	27.040							
7	10:42:46.652	1:13.047	+2.016	26.291	19.120	27.636							
8	10:43:58.419	1:11.767	+0.736	25.720	19.020	27.027							
9	10:45:09.699	1:11.280	+0.249	25.707	18.398	27.175							

(271) Kristian THORSEN													
1	10:34:07.541	1:20.779	+9.834	35.199	18.331	27.249							
2	10:35:18.486	1:10.945		26.130	18.074	26.741							
3	10:36:29.694	1:11.208	+0.263	25.939	18.326	26.943							
4	10:37:41.143	1:11.449	+0.504	25.610	18.295	27.544							
5	10:38:53.600	1:12.457	+1.512	26.576	18.408	27.473							



Rotax Euro Challenge 2013 Laghi / Italy

Rotax Seniors

Laghi / Italy 1,256 Km

RACE 7 Qualifying Heat 3 A-E

2013-05-25 12:10

Race (10 Laps) started at 12:13:24


Pos	No.	Name	Nat.	Chassis	Race Team	Laps	Total Tm	Diff	Best Tm	In Lap	km/h	Points
1	222	Harry WEBB	GBR	Tonykart	Strawberry Racing	10	11:34.862		1:09.245	9	65,299	0
2	279	Luke VARLEY	GBR	Birel	KMS Hungary	10	11:37.833	2.971	1:08.451	10	66,056	2
3	234	Charlie EASTWOOD	IRL	Tonykart	Strawberry Racing	10	11:40.538	5.676	1:08.813	10	65,709	3
4	253	Kenny VERMEYLEN	BEL	Tecno	Tecno Kart Racing	10	11:41.836	6.974	1:08.945	9	65,583	4
5	305	Xavier POZZOLI	FRA	Kosmic	Sonic Racing Kart	10	11:43.904	9.042	1:09.566	6	64,997	5
6	208	Jiri FORMAN	CZE	Tonykart	Protrain Racing	10	11:45.543	10.681	1:09.075	9	65,459	6
7	255	Ludvig MORIN	SWE	Kosmic	Morin Racing	10	11:50.269	15.407	1:09.448	5	65,108	7
8	276	Martin HENCKEL MORTENS	DNK	Tonykart	RS Competition	10	11:51.655	16.793	1:09.330	9	65,219	8
9	308	Nikolaj ROGIVUE	CHE	Birel	Spirit Racing	10	11:52.021	17.159	1:09.410	7	65,143	9
10	221	Jan JONCK	DNK	Tonykart	RS Competition	10	11:52.180	17.318	1:09.388	5	65,164	10
11	266	Connor JUPP	GBR	Alonso	Dan Holland Racing	10	11:52.962	18.100	1:09.604	6	64,962	11
12	227	Ryo HIROOKA	JPN	Intrepid	Intrepid Driver Program	10	11:53.878	19.016	1:10.695	8	63,959	12
13	303	Carlo BORGHESE	ITA	RK	Laudato Racing Team	10	11:55.265	20.403	1:09.992	8	64,602	13
14	292	Fabian ERLE	DEU	Maranello	Nees Racing	10	11:56.567	21.705	1:09.736	10	64,839	14
15	264	Jules COUSIN	FRA	FA Kart	DSS Kart	10	11:57.815	22.953	1:09.567	7	64,996	15
16	219	Sam SCHIPPERS	NLD	FA Kart	Team TKP	10	11:58.521	23.659	1:09.266	8	65,279	16
17	235	Petr FULIN	CZE	OK1	OK1 Racing Team	10	12:00.645	25.783	1:10.210	5	64,401	17
18	295	Nicholas LEVA	FIN	Formula K	FK Racing Team AB Ltd	10	12:07.128	32.266	1:10.776	10	63,886	18
19	240	Eva BENES	FRA	Kosmic	PKS	10	12:07.481	32.619	1:10.324	6	64,297	19
20	299	Marc GONZALEZ	ESP	Kosmic	Binakart	10	12:07.951	33.089	1:10.402	6	64,225	20
21	228	Eugene DENYSSSEN	ZAF	Alonso	Dan Holland Racing	10	12:10.411	35.549	1:10.719	9	63,938	21
22	275	Massimo ACETO	ITA	Righetti Ridolf	Gold Kart Racing Team	10	12:11.391	36.529	1:09.718	6	64,856	22
23	226	Jessica BACKMAN	SWE	Tonykart	Strawberry Racing	10	12:12.508	37.646	1:11.157	10	63,544	23
24	245	Berat TURKER	TUR	Formula K	Formula K UK	10	12:16.497	41.635	1:10.691	8	63,963	24
25	248	Juuso PYKALAINEN	FIN	Tonykart	MPT Racing	10	12:17.394	42.532	1:10.422	9	64,207	25
26	307	Celine HOLDERBAUM	ESP	Kosmic	Binakart	10	12:22.292	47.430	1:11.248	9	63,463	26
27	283	Joey VAN SPLUNTEREN	NLD	Gillard	DFK Racing Team	9	11:47.823	1 Lap	1:09.747	5	64,829	27
28	296	Jeremie LESOUDIER	FRA	FA	DSS	8	10:21.693	2 Laps	1:14.092	2	61,027	28
29	244	Alfredo ZABALZA	MEX	Kosmic	Paul Carr Racing		6.942	10 Laps		0	-	29
30	282	Mark FERENCZ	HUN	DR	VPDR					0	-	30

Not classified												
DNS	277	Ameer HASSAN	ARE	FA Kart	Team TKP			DNS		0	-	32

Announcements

These results are provisional until the conclusion of any judicial and technical matters
 Started: 30 Classified: 30 Not classified: 0

Margin of Victory	Ø km/h	Best Lap Tm	km/h	Best Lap by
2.971	65,072	1:08.451	66,056	279 - Luke VARLEY

Timekeeping Ingrid and Meik Wagner:  Clerk of the course Nigel Edwards: www.mylaps.com

Steward (Chairman) Ian Watson: Chief Scrutineer Paul Klaassen: Licensed to: Motorsport Events



Rotax Euro Challenge 2013 Laghi / Italy

Rotax Seniors


Laghi / Italy 1,256 Km

RACE 7 Qualifying Heat 3 A-E

2013-05-25 12:10

Race (10 Laps) started at 12:13:24

Lap	Time of Day	Lap Tm	Diff	S1 Tm	S2 Tm	S3 Tm	Lap	Time of Day	Lap Tm	Diff	S1 Tm	S2 Tm	S3 Tm
(222) Harry WEBB							5	12:19:23.148	1:09.908	+0.833	25.039	18.215	26.654
1	12:14:34.133	1:09.400	+0.155	24.937	18.066	26.397	6	12:20:32.693	1:09.545	+0.470	24.905	17.784	26.856
2	12:15:43.836	1:09.703	+0.458	24.889	18.102	26.712	7	12:21:42.652	1:09.959	+0.884	25.268	17.941	26.750
3	12:16:53.733	1:09.897	+0.652	24.815	18.365	26.717	8	12:22:51.810	1:09.158	+0.083	24.902	17.795	26.461
4	12:18:03.290	1:09.557	+0.312	24.774	18.058	26.725	9	12:24:00.885	1:09.075		24.573	17.901	26.601
5	12:19:13.007	1:09.717	+0.472	24.885	18.111	26.721	10	12:25:10.276	1:09.391	+0.316	24.637	17.946	26.808
6	12:20:22.417	1:09.410	+0.165	24.769	18.004	26.637	(255) Ludvig MORIN						
7	12:21:31.715	1:09.298	+0.053	24.582	18.050	26.666	1	12:14:39.694	1:13.599	+4.151	27.096	19.523	26.980
8	12:22:41.031	1:09.316	+0.071	24.628	18.099	26.589	2	12:15:50.153	1:10.459	+1.011	25.662	17.882	26.915
9	12:23:50.276	1:09.245		24.675	18.096	26.474	3	12:17:01.640	1:11.487	+2.039	25.518	19.028	26.941
10	12:24:59.595	1:09.319	+0.074	24.697	18.068	26.554	4	12:18:12.768	1:11.128	+1.680	25.585	18.881	26.662
(279) Luke VARLEY							5	12:19:22.216	1:09.448		25.120	17.792	26.536
1	12:14:39.198	1:13.012	+4.561	26.799	18.961	27.252	6	12:20:32.485	1:10.269	+0.821	25.325	17.817	27.127
2	12:15:49.030	1:09.832	+1.381	24.921	18.549	26.362	7	12:21:42.135	1:09.650	+0.202	25.393	17.949	26.308
3	12:17:00.158	1:11.128	+2.677	24.912	18.814	27.402	8	12:22:54.500	1:12.365	+2.917	25.075	17.702	29.588
4	12:18:09.176	1:09.018	+0.567	24.909	17.872	26.237	9	12:24:04.498	1:09.998	+0.550	25.212	17.882	26.904
5	12:19:17.950	1:08.774	+0.323	24.641	17.838	26.295	10	12:25:15.002	1:10.504	+1.056	25.603	18.142	26.759
6	12:20:27.720	1:09.770	+1.319	25.525	18.003	26.242	(276) Martin HENCKEL MORTENSEN						
7	12:21:36.740	1:09.020	+0.569	24.995	17.755	26.270	1	12:14:40.754	1:14.889	+5.559	27.098	20.177	27.614
8	12:22:45.398	1:08.658	+0.207	24.593	17.778	26.287	2	12:15:53.494	1:12.740	+3.410	26.076	18.991	27.673
9	12:23:54.115	1:08.717	+0.266	24.686	17.801	26.230	3	12:17:04.318	1:10.824	+1.494	25.769	18.168	26.887
10	12:25:02.566	1:08.451		24.644	17.545	26.262	4	12:18:14.113	1:09.795	+0.465	25.089	17.931	26.775
(234) Charlie EASTWOOD							5	12:19:27.227	1:13.114	+3.784	25.316	18.035	29.763
1	12:14:37.833	1:12.530	+3.717	27.038	18.387	27.105	6	12:20:36.833	1:09.606	+0.276	25.070	17.954	26.582
2	12:15:49.616	1:11.783	+2.970	25.761	18.572	27.450	7	12:21:46.877	1:10.044	+0.714	25.193	17.956	26.895
3	12:17:00.398	1:10.782	+1.969	25.332	18.530	26.920	8	12:22:56.319	1:09.442	+0.112	25.029	18.039	26.374
4	12:18:10.178	1:09.780	+0.967	25.157	18.158	26.465	9	12:24:05.649	1:09.330		24.893	18.104	26.333
5	12:19:19.683	1:09.505	+0.692	24.954	18.117	26.434	10	12:25:16.388	1:10.739	+1.409	24.942	18.522	27.275
6	12:20:28.839	1:09.156	+0.343	24.822	18.071	26.263	(308) Nikolaj ROGIVUE						
7	12:21:37.988	1:09.149	+0.336	24.841	17.940	26.368	1	12:14:43.034	1:14.969	+5.559	28.191	18.871	27.907
8	12:22:47.509	1:09.521	+0.708	25.207	18.065	26.249	2	12:15:55.351	1:12.317	+2.907	25.708	18.440	28.169
9	12:23:56.458	1:08.949	+0.136	24.763	17.981	26.205	3	12:17:06.005	1:10.654	+1.244	25.574	18.512	26.568
10	12:25:05.271	1:08.813		24.505	17.969	26.339	4	12:18:16.226	1:10.221	+0.811	25.248	18.116	26.857
(253) Kenny VERMEYLEN							5	12:19:26.501	1:10.275	+0.865	25.467	18.068	26.740
1	12:14:41.091	1:14.060	+5.115	26.656	19.284	28.120	6	12:20:36.264	1:09.763	+0.353	25.205	17.789	26.769
2	12:15:51.427	1:10.336	+1.391	25.578	18.156	26.602	7	12:21:45.674	1:09.410		25.041	17.832	26.537
3	12:17:01.276	1:09.849	+0.904	24.930	18.372	26.547	8	12:22:55.093	1:09.419	+0.009	24.972	17.865	26.582
4	12:18:10.874	1:09.598	+0.653	25.277	17.877	26.444	9	12:24:04.611	1:09.518	+0.108	25.308	17.732	26.478
5	12:19:20.050	1:09.176	+0.231	24.800	17.919	26.457	10	12:25:16.754	1:12.143	+2.733	25.643	18.925	27.575
6	12:20:29.219	1:09.169	+0.224	24.710	18.068	26.391	(221) Jan JONCK						
7	12:21:38.377	1:09.158	+0.213	24.794	18.021	26.343	1	12:14:42.404	1:16.796	+7.408	27.221	21.449	28.126
8	12:22:48.531	1:10.154	+1.209	25.238	18.547	26.369	2	12:15:58.522	1:16.118	+6.730	25.608	18.383	32.127
9	12:23:57.476	1:08.945		24.609	17.942	26.394	3	12:17:09.023	1:10.501	+1.113	25.720	17.961	26.820
10	12:25:06.569	1:09.093	+0.148	24.714	17.954	26.425	4	12:18:19.112	1:10.089	+0.701	25.203	18.223	26.663
(305) Xavier POZZOLI							5	12:19:28.500	1:09.388		24.985	17.825	26.578
1	12:14:37.051	1:11.524	+1.958	26.472	18.169	26.883	6	12:20:38.111	1:09.611	+0.223	25.233	17.947	26.431
2	12:15:47.660	1:10.609	+1.043	25.598	18.195	26.816	7	12:21:47.822	1:09.711	+0.323	25.044	18.024	26.643
3	12:16:58.013	1:10.353	+0.787	25.452	18.110	26.791	8	12:22:57.337	1:09.515	+0.127	25.014	18.062	26.439
4	12:18:07.990	1:09.977	+0.411	25.162	18.007	26.808	9	12:24:06.732	1:09.395	+0.007	24.995	18.166	26.234
5	12:19:17.742	1:09.752	+0.186	25.145	17.898	26.709	10	12:25:16.913	1:10.181	+0.793	24.865	18.050	27.266
6	12:20:27.308	1:09.566		25.060	17.918	26.588	(266) Connor JUPP						
7	12:21:37.578	1:10.270	+0.704	25.129	17.875	27.266	1	12:14:41.501	1:12.210	+2.606	26.334	18.694	27.182
8	12:22:49.008	1:11.430	+1.864	26.158	18.549	26.723	2	12:15:53.329	1:11.828	+2.224	25.892	18.559	27.377
9	12:23:58.933	1:09.925	+0.359	25.039	18.283	26.603	3	12:17:03.647	1:10.318	+0.714	25.127	18.090	27.101
10	12:25:08.637	1:09.704	+0.138	25.229	17.901	26.574	4	12:18:13.983	1:10.336	+0.732	25.067	18.089	27.180
(208) Jiri FORMAN							5	12:19:24.070	1:10.087	+0.483	25.243	17.935	26.909
1	12:14:38.331	1:12.690	+3.615	26.711	19.013	26.966	6	12:20:33.674	1:09.604		25.022	17.794	26.788
2	12:15:50.416	1:12.085	+3.010	25.477	18.681	27.927	7	12:21:43.739	1:10.065	+0.461	25.029	17.974	27.062
3	12:17:00.880	1:10.464	+1.389	25.377	18.147	26.940	8	12:22:53.909	1:10.170	+0.566	25.162	17.958	27.050
4	12:18:13.240	1:12.360	+3.285	26.544	18.996	26.820	9	12:24:04.137	1:10.228	+0.624	25.244	18.045	26.939
							10	12:25:17.695	1:13.558	+3.954	25.897	18.773	28.888

Timekeeping Ingrid and Meik Wagner:  Clerk of the course Nigel Edwards: www.mylaps.com

Steward (Chairman) Ian Watson: Chief Scrutineer Paul Klaassen: Licensed to: Motorsport Events
Printed: 2013-05-25 12:29:39 posted at: h



Rotax Euro Challenge 2013 Laghi / Italy

Rotax Seniors

Laghi / Italy 1,256 Km

RACE 7 Qualifying Heat 3 A-E

2013-05-25 12:10

Race (10 Laps) started at 12:13:24

Lap	Time of Day	Lap Tm	Diff	S1 Tm	S2 Tm	S3 Tm	Lap	Time of Day	Lap Tm	Diff	S1 Tm	S2 Tm	S3 Tm
(227) Ryo HIROOKA													
1	12:14:37.370	1:12.070	+1.375	26.582	18.191	27.297	5	12:19:30.350	1:10.210		25.072	18.339	26.799
2	12:15:48.344	1:10.974	+0.279	25.770	18.293	26.911	6	12:20:41.168	1:10.818	+0.608	25.339	18.330	27.149
3	12:17:00.137	1:11.793	+1.098	25.405	18.573	27.815	7	12:21:52.180	1:11.012	+0.802	26.012	18.214	26.786
4	12:18:12.521	1:12.384	+1.689	26.673	18.118	27.593	8	12:23:03.373	1:11.193	+0.983	25.264	19.061	26.868
5	12:19:24.241	1:11.720	+1.025	25.525	18.482	27.713	9	12:24:14.864	1:11.491	+1.281	26.236	18.061	27.194
6	12:20:35.034	1:10.793	+0.098	25.771	18.112	26.910	10	12:25:25.378	1:10.514	+0.304	25.444	18.181	26.889
7	12:21:45.896	1:10.862	+0.167	25.472	18.200	27.190	(295) Nicholas LEVA						
8	12:22:56.591	1:10.695		25.370	18.050	27.275	1	12:14:42.480	1:14.613	+3.837	26.502	20.119	27.992
9	12:24:07.738	1:11.147	+0.452	25.269	18.996	26.882	2	12:15:56.603	1:14.123	+3.347	25.912	19.025	29.186
10	12:25:18.611	1:10.873	+0.178	25.572	18.138	27.163	3	12:17:08.018	1:11.415	+0.639	25.472	18.544	27.399
(303) Carlo BORGHESE													
1	12:14:43.522	1:15.278	+5.286	28.093	19.385	27.800	4	12:18:24.081	1:16.063	+5.287	25.423	18.798	31.842
2	12:15:54.806	1:11.284	+1.292	25.797	18.306	27.181	5	12:19:35.959	1:11.878	+1.102	25.555	19.150	27.173
3	12:17:06.673	1:11.867	+1.875	25.818	18.717	27.332	6	12:20:47.082	1:11.123	+0.347	25.586	18.548	26.989
4	12:18:17.570	1:10.897	+0.905	25.262	18.100	27.535	7	12:21:58.259	1:11.177	+0.401	25.522	18.720	26.935
5	12:19:28.450	1:10.880	+0.888	25.816	18.110	26.954	8	12:23:09.667	1:11.408	+0.632	25.992	18.414	27.002
6	12:20:39.356	1:10.906	+0.914	25.604	18.068	27.234	9	12:24:21.085	1:11.418	+0.642	25.505	18.548	27.365
7	12:21:49.487	1:10.131	+0.139	25.352	17.924	26.855	10	12:25:31.861	1:10.776		25.468	18.379	26.929
8	12:22:59.479	1:09.992		25.214	17.974	26.804	(240) Eva BENES						
9	12:24:09.580	1:10.101	+0.109	25.218	18.198	26.685	1	12:14:47.962	1:22.745	+12.421	27.520	28.334	26.891
10	12:25:19.998	1:10.418	+0.426	25.091	18.193	27.134	2	12:15:59.348	1:11.386	+1.062	25.925	18.640	26.821
(292) Fabian ERLE													
1	12:14:45.072	1:16.256	+6.520	27.764	19.981	28.511	3	12:17:10.605	1:11.257	+0.933	25.844	18.545	26.868
2	12:15:57.526	1:12.454	+2.718	26.044	18.730	27.680	4	12:18:22.315	1:11.710	+1.386	26.215	18.541	26.954
3	12:17:09.290	1:11.764	+2.028	25.699	18.429	27.636	5	12:19:32.794	1:10.479	+0.155	25.650	18.183	26.646
4	12:18:20.673	1:11.383	+1.647	26.071	18.107	27.205	6	12:20:43.118	1:10.324		25.418	18.094	26.812
5	12:19:31.124	1:10.451	+0.715	25.055	18.285	27.111	7	12:21:58.279	1:15.161	+4.837	25.775	18.365	31.021
6	12:20:41.370	1:10.246	+0.510	24.920	18.264	27.062	8	12:23:10.146	1:11.867	+1.543	26.258	18.354	27.255
7	12:21:51.568	1:10.198	+0.462	25.582	18.108	26.508	9	12:24:21.207	1:11.061	+0.737	25.455	18.357	27.249
8	12:23:01.522	1:09.954	+0.218	24.897	18.234	26.823	10	12:25:32.214	1:11.007	+0.683	26.013	17.996	26.998
9	12:24:11.564	1:10.042	+0.306	24.903	18.128	27.011	(299) Marc GONZALEZ						
10	12:25:21.300	1:09.736		24.781	18.255	26.700	1	12:14:43.860	1:17.310	+6.908	28.670	19.791	28.849
(264) Jules COUSIN													
1	12:14:41.504	1:15.260	+5.693	26.966	21.013	27.281	2	12:15:56.468	1:12.608	+2.206	25.859	18.737	28.012
2	12:15:54.265	1:12.761	+3.194	26.453	18.944	27.364	3	12:17:09.204	1:12.736	+2.334	26.044	18.489	28.203
3	12:17:12.931	1:11.931	+0.999	31.303	18.747	28.616	4	12:18:21.507	1:12.303	+1.901	26.518	18.474	27.311
4	12:18:23.422	1:10.491	+0.924	25.228	18.182	27.081	5	12:19:32.383	1:10.876	+0.474	25.450	18.334	27.092
5	12:19:33.367	1:09.945	+0.378	25.321	18.177	26.447	6	12:20:42.785	1:10.402		25.212	18.267	26.923
6	12:20:43.940	1:10.573	+1.006	25.243	18.159	27.171	7	12:21:59.492	1:16.707	+6.305	31.547	18.128	27.032
7	12:21:53.507	1:09.567		25.264	17.818	26.485	8	12:23:10.468	1:10.976	+0.574	25.456	18.211	27.309
8	12:23:03.141	1:09.634	+0.067	24.748	18.241	26.645	9	12:24:21.620	1:11.152	+0.750	25.774	18.059	27.319
9	12:24:12.972	1:09.831	+0.264	25.343	17.874	26.614	10	12:25:32.684	1:11.064	+0.662	25.864	18.382	26.818
10	12:25:22.548	1:09.576	+0.009	25.040	17.886	26.650	(228) Eugene DENYSSSEN						
(219) Sam SCHIPPERS													
1	12:14:40.452	1:13.626	+4.360	26.941	19.052	27.633	1	12:14:40.460	1:15.290	+4.571	27.435	20.013	27.842
2	12:15:53.715	1:13.263	+3.997	26.630	19.107	27.526	2	12:15:55.317	1:14.857	+4.138	26.709	19.612	28.536
3	12:17:15.162	1:21.447	+12.181	32.572	18.256	30.619	3	12:17:13.838	1:18.521	+7.802	32.130	18.795	27.596
4	12:18:24.931	1:09.769	+0.503	25.487	17.866	26.416	4	12:18:26.085	1:12.247	+1.528	25.946	18.400	27.901
5	12:19:35.140	1:10.209	+0.943	25.189	18.212	26.808	5	12:19:37.395	1:11.310	+0.591	25.666	18.474	27.170
6	12:20:45.065	1:09.925	+0.659	25.245	18.073	26.607	6	12:20:48.546	1:11.151	+0.432	25.554	18.371	27.226
7	12:21:54.553	1:09.488	+0.222	25.117	17.840	26.531	7	12:22:01.838	1:13.292	+2.573	26.449	19.671	27.172
8	12:23:03.819	1:09.266		24.779	17.716	26.771	8	12:23:13.348	1:11.510	+0.791	25.910	18.213	27.387
9	12:24:13.814	1:09.995	+0.729	25.475	17.954	26.566	9	12:24:24.067	1:10.719		25.604	18.248	26.867
10	12:25:23.254	1:09.440	+0.174	24.920	17.916	26.604	10	12:25:35.144	1:11.077	+0.358	25.526	18.228	27.323
(235) Petr FULIN													
1	12:14:44.791	1:17.416	+7.206	31.230	18.251	27.935	(275) Massimo ACETO						
2	12:15:56.809	1:12.018	+1.808	26.056	18.215	27.747	1	12:14:58.479	1:29.631	+19.913	42.725	19.066	27.840
3	12:17:08.340	1:11.531	+1.321	25.996	18.297	27.238	2	12:16:09.940	1:11.461	+1.743	25.990	18.513	26.958
4	12:18:20.140	1:11.800	+1.590	25.890	18.595	27.315	3	12:17:20.911	1:10.971	+1.253	25.638	18.459	26.874
(295) Nicholas LEVA													
1	12:14:42.480	1:14.613	+3.837	26.502	20.119	27.992	4	12:18:32.239	1:11.328	+1.610	25.972	18.386	26.970
2	12:15:56.603	1:14.123	+3.347	25.912	19.025	29.186	5	12:19:42.775	1:10.536	+0.818	25.836	18.177	26.523
3	12:17:08.018	1:11.415	+0.639	25.472	18.544	27.399	6	12:20:52.493	1:09.718		25.059	18.043	26.616
4	12:18:24.081	1:16.063	+5.287	25.423	18.798	31.842	7	12:22:02.807	1:10.314	+0.596	25.164	18.047	27.103
5	12:19:35.959	1:11.878	+1.102	25.555	19.150	27.173	8	12:23:14.082	1:11.275	+1.557	25.847	18.245	27.183
6	12:20:47.082	1:11.123	+0.347	25.586	18.548	26.989	9	12:24:24.702	1:10.620	+0.902	25.559	18.141	26.920
7	12:21:58.259	1:11.177	+0.401	25.522	18.720	26.935	10	12:25:36.124	1:11.422	+1.704	25.502	18.279	27.641
8	12:23:09.667	1:11.408	+0.632	25.992	18.414	27.002	(240) Eva BENES						
9	12:24:21.085	1:11.418	+0.642	25.505	18.548	27.365	1	12:14:47.962	1:22.745	+12.421	27.520	28.334	26.891
10	12:25:31.861	1:10.776		25.468	18.379	26.929	2	12:15:59.348	1:11.386	+1.062	25.925	18.640	26.821
(299) Marc GONZALEZ													
1	12:14:43.860	1:17.310	+6.908	28.670	19.791	28.849	3	12:17:10.605	1:11.257	+0.933	25.844	18.545	26.868
2	12:15:56.468	1:12.608	+2.206	25.859	18.737	28.012	4	12:18:22.315	1:11.710	+1.386	26.215	18.541	26.954
3	12:17:09.204	1:12.736	+2.334	26.									



Rotax Euro Challenge 2013 Laghi / Italy

Rotax Seniors

Laghi / Italy 1,256 Km

RACE 7 Qualifying Heat 3 A-E

2013-05-25 12:10

Race (10 Laps) started at 12:13:24

Lap	Time of Day	Lap Tm	Diff	S1 Tm	S2 Tm	S3 Tm	Lap	Time of Day	Lap Tm	Diff	S1 Tm	S2 Tm	S3 Tm
(226) Jessica BACKMAN							6	12:21:14.601	1:20.652	+6.560	26.655	19.228	34.769
1	12:14:46.117	1:20.092	+8.935	33.182	19.222	27.688	7	12:22:30.588	1:15.987	+1.895	26.966	19.827	29.194
2	12:15:58.100	1:11.983	+0.826	26.164	18.743	27.076	8	12:23:46.426	1:15.838	+1.746	27.347	19.725	28.766
3	12:17:10.146	1:12.046	+0.889	25.620	18.745	27.681							
4	12:18:22.888	1:12.742	+1.585	26.533	19.169	27.040							
5	12:19:35.778	1:12.890	+1.733	26.135	18.575	28.180							
6	12:20:48.002	1:12.224	+1.067	26.476	18.575	27.173							
7	12:22:01.916	1:13.914	+2.757	26.889	19.541	27.484							
8	12:23:14.539	1:12.623	+1.466	26.255	19.051	27.317							
9	12:24:26.084	1:11.545	+0.388	25.938	18.387	27.220							
10	12:25:37.241	1:11.157		25.494	18.395	27.268							
(245) Berat TURKER													
1	12:14:45.354	1:18.108	+7.417	28.466	20.303	29.339							
2	12:15:59.957	1:14.603	+3.912	27.444	19.114	28.045							
3	12:17:14.288	1:14.331	+3.640	27.327	19.289	27.715							
4	12:18:34.868	1:20.580	+9.889	34.954	18.565	27.061							
5	12:19:46.537	1:11.669	+0.978	26.258	18.536	26.875							
6	12:20:57.462	1:10.925	+0.234	25.694	18.290	26.941							
7	12:22:08.273	1:10.811	+0.120	25.649	18.353	26.809							
8	12:23:18.964	1:10.691		25.348	18.312	27.031							
9	12:24:30.159	1:11.195	+0.504	25.709	18.442	27.044							
10	12:25:41.230	1:11.071	+0.380	25.252	17.994	27.825							
(248) Juuso PYKALAINEN													
1	12:14:44.385	1:17.256	+6.834	28.047	20.178	29.031							
2	12:15:57.549	1:13.164	+2.742	25.901	18.317	28.946							
3	12:17:13.642	1:16.093	+5.671	27.452	20.212	28.429							
4	12:18:27.062	1:13.420	+2.998	26.940	18.563	27.917							
5	12:19:38.286	1:11.224	+0.802	25.348	18.398	27.478							
6	12:20:49.680	1:11.394	+0.972	25.081	18.500	27.813							
7	12:22:01.195	1:11.515	+1.093	25.420	19.161	26.934							
8	12:23:17.900	1:16.705	+6.283	31.713	17.988	27.004							
9	12:24:28.322	1:10.422		25.184	17.941	27.297							
10	12:25:42.127	1:13.805	+3.383	25.382	18.800	29.623							
(307) Celine HOLDERBAUM													
1	12:14:45.636	1:16.105	+4.857	27.505	19.741	28.859							
2	12:16:01.905	1:16.269	+5.021	27.084	21.311	27.874							
3	12:17:19.358	1:17.453	+6.205	30.566	18.934	27.953							
4	12:18:31.923	1:12.565	+1.317	26.463	18.534	27.568							
5	12:19:44.543	1:12.620	+1.372	26.555	18.607	27.458							
6	12:20:59.975	1:15.432	+4.184	29.694	18.421	27.317							
7	12:22:11.848	1:11.873	+0.625	25.838	18.550	27.485							
8	12:23:23.557	1:11.709	+0.461	26.097	18.475	27.137							
9	12:24:34.805	1:11.248		25.585	18.454	27.209							
10	12:25:47.025	1:12.220	+0.972	25.804	18.667	27.749							
(283) Joey VAN SPLUNTEREN													
1	12:14:39.627	1:12.479	+2.732	26.342	18.849	27.288							
2	12:15:50.155	1:10.528	+0.781	25.138	18.150	27.240							
3	12:17:01.044	1:10.889	+1.142	25.116	18.124	27.649							
4	12:18:12.296	1:11.252	+1.505	26.174	18.461	26.617							
5	12:19:22.043	1:09.747		24.956	18.001	26.790							
6	12:20:34.004	1:11.961	+2.214	25.040	18.067	28.854							
7	12:21:44.493	1:10.489	+0.742	25.392	18.474	26.623							
8	12:22:54.694	1:10.201	+0.454	25.228	18.145	26.828							
9	12:25:12.556	2:17.862	+1:08.115	1:33.577	17.827	26.458							
(296) Jeremie LESOUDIER													
1	12:14:44.674	1:17.613	+3.521	28.854	20.539	28.220							
2	12:15:58.766	1:14.092		26.041	19.385	28.666							
3	12:17:14.205	1:15.439	+1.347	26.078	19.413	29.948							
4	12:18:30.677	1:16.472	+2.380	28.288	19.603	28.581							
5	12:19:53.949	1:23.272	+9.180	35.149	19.703	28.420							



Rotax Euro Challenge 2013 Laghi / Italy

Rotax Seniors

Laghi / Italy 1,256 Km

RACE 8 Qualifying Heat 4 B-C

2013-05-25 12:30

Race (10 Laps) started at 12:33:17

Pos	No.	Name	Nat.	Chassis	Race Team	Laps	Total Tm	Diff	Best Tm	In Lap	km/h	Points
1	206	Philip MORIN	SWE	Alonso	Dan Holland Racing	10	11:30.034		1:08.188	8	66,311	0
2	297	Max VERSTAPPEN	ITA	CRG	CRG SPA	10	11:33.757	3.723	1:08.813	7	65,709	2
3	207	Bas DE LAAT	NLD	Gillard	PDB Kart Racing	10	11:39.962	9.928	1:09.283	9	65,263	3
4	270	Oliver MYERS	GBR	Tonykart	Coles Racing	10	11:40.850	10.816	1:08.817	9	65,705	4
5	247	Glenn VAN PARIJS	BEL	Tonykart	Bouvin Power/Raw Racing	10	11:43.292	13.258	1:08.763	6	65,756	5
6	214	Petr BEZEL	CZE	MS Kart	MS Kart Racing Team	10	11:45.684	15.650	1:08.600	5	65,913	6
7	225	Kyle FOWLIE	GBR	Tonykart	Strawberry Racing	10	11:46.694	16.660	1:08.889	7	65,636	7
8	300	Lorenzo SCATIGNA	ITA	Haase	Motor.one	10	11:48.235	18.201	1:08.882	7	65,643	8
9	223	Aavo TALVAR	EST	Tonykart	Talvar Racing	10	11:48.884	18.850	1:09.463	10	65,094	9
10	231	Pierce LEHANE	AUS	Alonso	Dan Holland Racing	10	11:49.357	19.323	1:09.331	6	65,218	10
11	267	Michael COOL	BEL	Tonykart	Bouvin Power	10	11:50.875	20.841	1:09.392	5	65,160	11
12	249	Alessandro TROMBELLI	ITA	Energy	FK Racing Team AB Ltd	10	11:52.004	21.970	1:09.267	8	65,278	12
13	250	Lennert VAN BOGAERT	BEL	Sodi	WINMAX Team	10	11:55.036	25.002	1:09.838	7	64,744	13
14	230	Fazio FRANSSSEN	NLD	CRG	CRG Holland	10	11:55.828	25.794	1:09.635	7	64,933	14
15	263	Tobias HOLM	DNK	Tonykart	RS Competition	10	12:00.762	30.728	1:10.154	10	64,452	15
16	237	Sten Dorian PIIRIMAGI	EST	Tonykart	Aix Racing Team	10	12:02.099	32.065	1:10.257	7	64,358	16
17	258	Randy BERGLAS	CHE	Zanardi	G Star Raw Racing	10	12:02.793	32.759	1:10.665	7	63,986	17
18	293	Henrique BAPTISTA	PRT	Kosmic	Paul Carr Racing	10	12:03.138	33.104	1:10.120	8	64,484	18
19	259	Max RENBERG	SWE	Tonykart	Renbergs Racing	10	12:05.011	34.977	1:10.318	7	64,302	19
20	246	David RYCHTAR	CZE	Birel	Gregor Racing	10	12:05.210	35.176	1:09.674	8	64,897	20
21	301	Filippo LAGHI	ITA	Haase	Motor ONE	10	12:06.398	36.364	1:10.241	9	64,373	21
22	309	Zachary CLAMAN DE MELO	CAN	CRG	CRG SPA	10	12:08.132	38.098	1:10.834	9	63,834	22
23	242	Lukasz BARTOSZUK	POL	Tonykart	Wyrzykowski Motorsport	10	12:08.320	38.286	1:10.578	8	64,065	23
24	274	Andrea ZEMIN	ITA	Righetti Ridolf	Gold Kart Racing Team	10	12:09.723	39.689	1:10.657	9	63,994	24
25	298	Felice TIENE	ITA	CRG	CRG SPA	10	12:12.060	42.026	1:10.390	7	64,236	25
26	268	Cecile MARTINI	FRA	Sodikart	Martini Racing Kart	10	12:13.521	43.487	1:11.878	9	62,907	26
27	304	Alexander TSVETANOS	BUL	Tonykart	BVA Racing Team	10	12:15.393	45.359	1:11.205	10	63,501	27
28	236	Jack WEPRIN	USA	Alonso	Dan Holland Racing	10	12:16.642	46.608	1:10.016	9	64,580	28
29	261	Aggelos MALANDRINOS	GRC	Tonykart	A M Racing Kart Team	10	12:16.794	46.760	1:10.823	9	63,844	29
30	251	Alberto LA GALA	ITA	Energy	FK Racing Team AB Ltd	10	12:29.205	59.171	1:10.811	8	63,854	30

Announcements

These results are provisional until the conclusion of any judicial and technical matters

No. 230 warning board

Started: 30 Classified: 30 Not classified: 0

Margin of Victory	Ø km/h	Best Lap Tm	km/h	Best Lap by
3.723	65,527	1:08.188	66,311	206 - Philip MORIN

Official Timing www.camp-company.de / www.motorsport-events.se

Orbits

Timekeeping Ingrid and Meik Wagner:

Clerk of the course Nigel Edwards:

www.mylaps.com

Steward (Chairman) Ian Watson:

Chief Scrutineer Paul Klaassen:

Licensed to: Motorsport Events

Printed: 2013-05-25 12:46:46

posted at:

h



Rotax Euro Challenge 2013 Laghi / Italy

Rotax Seniors

Laghi / Italy 1,256 Km

RACE 8 Qualifying Heat 4 B-C

2013-05-25 12:30

Race (10 Laps) started at 12:33:17

Lap	Time of Day	Lap Tm	Diff	S1 Tm	S2 Tm	S3 Tm
(249) Alessandro TROMBELLI						
1	12:34:35.980	1:17.438	+8.171	30.110	20.160	27.168
2	12:35:47.980	1:12.000	+2.733	26.252	18.851	26.897
3	12:36:59.085	1:11.105	+1.838	25.646	18.595	26.864
4	12:38:09.867	1:10.782	+1.515	25.551	18.207	27.024
5	12:39:21.089	1:11.222	+1.955	25.628	18.620	26.974
6	12:40:31.107	1:10.018	+0.751	24.977	18.325	26.716
7	12:41:40.501	1:09.394	+0.127	24.757	18.086	26.551
8	12:42:49.768	1:09.267		24.758	17.900	26.609
9	12:43:59.413	1:09.645	+0.378	24.879	18.118	26.648
10	12:45:09.362	1:09.949	+0.682	25.118	17.976	26.855
(250) Lennert VAN BOGAERT						
1	12:34:32.897	1:14.280	+4.442	27.491	19.052	27.737
2	12:35:46.994	1:14.097	+4.259	27.426	19.171	27.500
3	12:36:58.333	1:11.339	+1.501	25.360	18.991	26.988
4	12:38:09.775	1:11.442	+1.604	25.660	18.790	26.992
5	12:39:20.508	1:10.733	+0.895	25.512	18.578	26.643
6	12:40:31.882	1:11.374	+1.536	25.317	19.092	26.965
7	12:41:41.720	1:09.838		24.854	18.422	26.562
8	12:42:51.973	1:10.253	+0.415	24.986	18.612	26.655
9	12:44:02.125	1:10.152	+0.314	25.039	18.541	26.572
10	12:45:12.394	1:10.269	+0.431	25.178	18.331	26.760
(230) Fazio FRANSEN						
1	12:34:36.285	1:17.559	+7.924	29.085	20.216	28.258
2	12:35:49.339	1:13.054	+3.419	26.483	19.054	27.517
3	12:37:00.287	1:10.948	+1.313	25.509	18.512	26.927
4	12:38:10.705	1:10.418	+0.783	25.409	18.165	26.844
5	12:39:23.389	1:12.684	+3.049	26.231	19.350	27.103
6	12:40:33.416	1:10.027	+0.392	25.316	18.097	26.614
7	12:41:43.051	1:09.635		24.927	18.178	26.530
8	12:42:52.767	1:09.716	+0.081	25.106	17.908	26.702
9	12:44:02.944	1:10.177	+0.542	25.374	18.022	26.781
10	12:45:13.186	1:10.242	+0.607	25.364	18.084	26.794
(263) Tobias HOLM						
1	12:34:36.656	1:18.532	+8.378	32.560	18.781	27.191
2	12:35:49.636	1:12.980	+2.826	25.763	19.613	27.604
3	12:37:01.845	1:12.209	+2.055	26.677	18.631	26.901
4	12:38:12.833	1:10.988	+0.834	25.858	18.654	26.476
5	12:39:24.209	1:11.376	+1.222	25.914	18.540	26.922
6	12:40:35.169	1:10.960	+0.806	25.960	18.179	26.821
7	12:41:45.436	1:10.267	+0.113	25.558	18.239	26.470
8	12:42:56.482	1:11.046	+0.892	25.155	18.689	27.202
9	12:44:07.966	1:11.484	+1.330	26.060	18.656	26.768
10	12:45:18.120	1:10.154		25.409	18.056	26.689
(237) Sten Dorian PIIRIMAGI						
1	12:34:36.828	1:17.530	+7.273	29.330	20.279	27.921
2	12:35:49.934	1:13.106	+2.849	26.299	19.105	27.702
3	12:37:01.986	1:12.052	+1.795	26.295	18.775	26.982
4	12:38:13.748	1:11.762	+1.505	25.564	18.717	27.481
5	12:39:25.402	1:11.654	+1.397	25.333	19.055	27.266
6	12:40:35.717	1:10.315	+0.058	25.112	18.342	26.861
7	12:41:45.974	1:10.257		25.523	18.277	26.457
8	12:42:56.506	1:10.532	+0.275	25.270	18.357	26.905
9	12:44:09.048	1:12.542	+2.285	26.457	18.461	27.624
10	12:45:19.457	1:10.409	+0.152	25.489	18.349	26.571
(258) Randy BERGLAS						
1	12:34:33.299	1:15.197	+4.532	28.567	18.808	27.822
2	12:35:44.446	1:11.147	+0.482	26.228	18.458	26.461
3	12:36:57.154	1:12.708	+2.043	25.681	19.052	27.975
4	12:38:12.158	1:15.004	+4.339	25.833	18.889	30.282

Lap	Time of Day	Lap Tm	Diff	S1 Tm	S2 Tm	S3 Tm
5	12:39:23.593	1:11.435	+0.770	25.761	18.846	26.828
6	12:40:34.520	1:10.927	+0.262	26.148	18.184	26.595
7	12:41:45.185	1:10.665		25.723	18.201	26.741
8	12:42:56.660	1:11.475	+0.810	25.627	18.523	27.325
9	12:44:08.557	1:11.897	+1.232	25.796	18.383	27.718
10	12:45:20.151	1:11.594	+0.929	25.502	18.395	27.697
(293) Henrique BAPTISTA						
1	12:34:36.552	1:17.536	+7.416	29.122	19.783	28.631
2	12:35:49.713	1:13.161	+3.041	26.259	19.575	27.327
3	12:37:01.195	1:11.482	+1.362	26.289	18.190	27.003
4	12:38:15.099	1:13.904	+3.784	26.870	18.501	28.533
5	12:39:25.746	1:10.647	+0.527	25.504	18.174	26.969
6	12:40:36.180	1:10.434	+0.314	25.699	18.000	26.735
7	12:41:46.678	1:10.498	+0.378	25.525	18.369	26.604
8	12:42:56.798	1:10.120		25.429	18.081	26.610
9	12:44:09.602	1:12.804	+2.684	26.246	18.878	27.680
10	12:45:20.496	1:10.894	+0.774	26.111	17.978	26.805
(259) Max RENBERG						
1	12:34:35.422	1:16.590	+6.272	29.362	19.546	27.682
2	12:35:49.420	1:13.998	+3.680	26.899	19.389	27.710
3	12:37:00.573	1:11.153	+0.835	25.647	18.685	26.821
4	12:38:12.081	1:11.508	+1.190	26.030	18.111	27.367
5	12:39:25.658	1:13.577	+3.259	26.829	19.028	27.720
6	12:40:36.712	1:11.054	+0.736	26.019	18.017	27.018
7	12:41:47.030	1:10.318		25.403	18.107	26.808
8	12:42:57.501	1:10.471	+0.153	25.845	17.803	26.823
9	12:44:09.636	1:12.135	+1.817	25.676	18.917	27.542
10	12:45:22.369	1:12.733	+2.415	26.613	18.991	27.129
(246) David RYCHTAR						
1	12:34:39.230	1:19.248	+9.574	28.418	23.612	27.218
2	12:35:51.489	1:12.259	+2.585	26.022	18.514	27.723
3	12:37:04.062	1:12.573	+2.899	26.289	18.911	27.373
4	12:38:16.236	1:12.174	+2.500	26.389	18.526	27.259
5	12:39:27.266	1:11.030	+1.356	25.575	18.226	27.229
6	12:40:38.100	1:10.834	+1.160	25.365	18.400	27.069
7	12:41:48.756	1:10.656	+0.982	24.940	18.197	27.519
8	12:42:58.430	1:09.674		25.359	17.990	26.325
9	12:44:09.879	1:11.449	+1.775	25.534	18.384	27.531
10	12:45:22.568	1:12.689	+3.015	26.242	19.569	26.878
(301) Filippo LAGHI						
1	12:34:32.288	1:14.008	+3.767	27.425	19.217	27.366
2	12:35:43.807	1:11.519	+1.278	25.417	18.579	27.523
3	12:37:01.286	1:17.479	+7.238	26.748	19.657	31.074
4	12:38:12.596	1:11.310	+1.069	25.607	18.154	27.549
5	12:39:25.981	1:13.385	+3.144	26.392	19.537	27.456
6	12:40:37.283	1:11.302	+1.061	25.927	18.443	26.932
7	12:41:48.840	1:11.557	+1.316	25.353	18.441	27.763
8	12:43:00.151	1:11.311	+1.070	25.530	18.765	27.016
9	12:44:10.392	1:10.241		25.053	18.112	27.076
10	12:45:23.756	1:13.364	+3.123	25.905	18.825	28.634
(309) Zachary CLAMAN DE MELO						
1	12:34:39.759	1:21.233	+10.399	29.597	23.766	27.870
2	12:35:52.910	1:13.151	+2.317	26.442	18.975	27.734
3	12:37:05.616	1:12.706	+1.872	26.784	18.815	27.107
4	12:38:17.658	1:12.042	+1.208	25.615	19.045	27.382
5	12:39:29.713	1:12.055	+1.221	25.504	18.712	27.839
6	12:40:41.135	1:11.422	+0.588	25.599	18.697	27.126
7	12:41:52.699	1:11.564	+0.730	25.695	18.828	27.041
8	12:43:03.557	1:10.858	+0.024	25.148	18.691	27.019
9	12:44:14.391	1:10.834		25.348	18.640	26.846
10	12:45:25.490	1:11.099	+0.265	25.291	18.691	27.117

Timekeeping Ingrid and Meik Wagner:

Clerk of the course Nigel Edwards:

www.mylaps.com

Steward (Chairman) Ian Watson:

Chief Scrutineer Paul Klaassen:

Licensed to: Motorsport Events

Printed: 2013-05-25 12:47:35

posted at:

h



Rotax Euro Challenge 2013 Laghi / Italy

Rotax Seniors

Laghi / Italy 1,256 Km

RACE 8 Qualifying Heat 4 B-C

2013-05-25 12:30

Race (10 Laps) started at 12:33:17

Lap	Time of Day	Lap Tm	Diff	S1 Tm	S2 Tm	S3 Tm
(242) Lukasz BARTOSZUK						
1	12:34:37.537	1:18.709	+8.131	29.740	20.737	28.232
2	12:35:51.319	1:13.782	+3.204	26.018	19.315	28.449
3	12:37:03.638	1:12.319	+1.741	26.134	19.043	27.142
4	12:38:15.706	1:12.068	+1.490	25.993	18.557	27.518
5	12:39:26.915	1:11.209	+0.631	25.535	18.407	27.267
6	12:40:38.497	1:11.582	+1.004	25.477	18.491	27.614
7	12:41:52.040	1:13.543	+2.965	26.615	18.921	28.007
8	12:43:02.618	1:10.578		25.206	18.388	26.984
9	12:44:13.703	1:11.085	+0.507	25.430	18.573	27.082
10	12:45:25.678	1:11.975	+1.397	25.833	18.703	27.439

(274) Andrea ZEMIN						
1	12:34:37.267	1:17.474	+6.817	28.929	21.130	27.415
2	12:35:50.219	1:12.952	+2.295	25.913	19.411	27.628
3	12:37:08.323	1:18.104	+7.447	32.362	18.544	27.198
4	12:38:19.590	1:11.267	+0.610	25.788	18.417	27.062
5	12:39:31.276	1:11.686	+1.029	25.663	18.458	27.565
6	12:40:42.363	1:11.087	+0.430	25.597	18.351	27.139
7	12:41:53.757	1:11.394	+0.737	26.093	18.143	27.158
8	12:43:05.174	1:11.417	+0.760	25.993	18.450	26.974
9	12:44:15.831	1:10.657		25.579	18.231	26.847
10	12:45:27.081	1:11.250	+0.593	25.543	18.311	27.396

(298) Felice TIENE						
1	12:34:38.781	1:20.756	+10.366	27.448	26.009	27.299
2	12:35:50.951	1:12.170	+1.780	25.897	18.783	27.490
3	12:37:04.531	1:13.580	+3.190	26.278	19.179	28.123
4	12:38:16.986	1:12.455	+2.065	26.230	18.809	27.416
5	12:39:35.037	1:18.051	+7.661	25.856	18.602	33.593
6	12:40:46.137	1:11.100	+0.710	25.874	18.386	26.840
7	12:41:56.527	1:10.390		25.295	18.195	26.900
8	12:43:06.975	1:10.448	+0.058	25.647	17.932	26.869
9	12:44:18.770	1:11.795	+1.405	25.653	18.140	28.002
10	12:45:29.418	1:10.648	+0.258	25.485	18.240	26.923

(268) Cecile MARTINI						
1	12:34:35.035	1:16.806	+4.928	29.332	19.164	28.310
2	12:35:48.566	1:13.531	+1.653	26.174	19.784	27.573
3	12:37:02.954	1:14.388	+2.510	26.341	19.637	28.410
4	12:38:16.187	1:13.233	+1.355	26.042	18.940	28.251
5	12:39:28.257	1:12.070	+0.192	25.904	18.555	27.611
6	12:40:40.748	1:12.491	+0.613	26.080	18.650	27.761
7	12:41:53.534	1:12.786	+0.908	26.436	18.935	27.415
8	12:43:05.763	1:12.229	+0.351	25.922	18.592	27.715
9	12:44:17.641	1:11.878		25.746	18.540	27.592
10	12:45:30.879	1:13.238	+1.360	26.137	18.531	28.570

(304) Alexander TSVETANOS						
1	12:34:38.584	1:18.327	+7.122	29.009	21.011	28.307
2	12:35:53.154	1:14.570	+3.365	27.180	18.997	28.393
3	12:37:05.968	1:12.814	+1.609	26.923	18.851	27.040
4	12:38:23.261	1:17.293	+6.088	32.088	18.247	26.958
5	12:39:35.182	1:11.921	+0.716	26.071	18.255	27.595
6	12:40:47.147	1:11.965	+0.760	26.393	18.138	27.434
7	12:41:58.423	1:11.276	+0.071	26.004	18.146	27.126
8	12:43:09.791	1:11.368	+0.163	25.779	18.233	27.356
9	12:44:21.546	1:11.755	+0.550	26.165	18.177	27.413
10	12:45:32.751	1:11.205		25.872	18.110	27.223

(236) Jack WEPRIN						
1	12:34:31.927	1:14.077	+4.061	26.586	19.579	27.912
2	12:35:47.433	1:15.506	+5.490	29.726	18.984	26.796
3	12:36:58.904	1:11.471	+1.455	25.895	18.742	26.834
4	12:38:10.756	1:11.852	+1.836	25.760	18.827	27.265

5	12:39:23.454	1:12.698	+2.682	26.071	19.665	26.962
6	12:40:38.705	1:15.251	+5.235	29.979	18.288	26.984
7	12:41:51.101	1:12.396	+2.380	26.294	18.871	27.231
8	12:43:01.494	1:10.393	+0.377	24.972	18.435	26.986
9	12:44:11.510	1:10.016		25.053	18.396	26.567
10	12:45:34.000	1:22.490	+12.474	25.287	18.766	38.437

(261) Aggelos MALANDRINOS						
1	12:34:37.902	1:18.273	+7.450	29.240	21.080	27.953
2	12:35:51.480	1:13.578	+2.755	26.116	19.312	28.150
3	12:37:03.799	1:12.319	+1.496	26.390	19.032	26.897
4	12:38:18.511	1:14.712	+3.889	27.433	19.607	27.672
5	12:39:30.632	1:12.121	+1.298	25.812	18.401	27.908
6	12:40:42.222	1:11.590	+0.767	25.782	18.675	27.133
7	12:41:59.249	1:17.027	+6.204	26.324	18.627	32.076
8	12:43:12.088	1:12.839	+2.016	25.628	19.861	27.350
9	12:44:22.911	1:10.823		25.616	18.306	26.901
10	12:45:34.152	1:11.241	+0.418	25.623	18.456	27.162

(251) Alberto LA GALA						
1	12:34:39.878	1:20.551	+9.740	29.204	23.696	27.651
2	12:35:53.051	1:13.173	+2.362	26.159	18.774	28.240
3	12:37:05.102	1:12.051	+1.240	26.543	18.384	27.124
4	12:38:19.913	1:14.811	+4.000	26.039	18.654	30.118
5	12:39:31.672	1:11.759	+0.948	25.446	18.651	27.662
6	12:40:42.628	1:10.956	+0.145	25.404	18.415	27.137
7	12:41:55.443	1:12.815	+2.004	25.958	18.690	28.167
8	12:43:06.254	1:10.811		25.053	18.447	27.311
9	12:44:18.561	1:12.307	+1.496	25.652	18.467	28.188
10	12:45:46.563	1:28.002	+17.191	25.298	35.390	27.314



Rotax Euro Challenge 2013 Laghi / Italy

Rotax Seniors

Laghi / Italy 1,256 Km

RACE 9 Qualifying Heat 5 D-E

2013-05-25 13:20

Race (10 Laps) started at 13:22:51

Pos	No.	Name	Nat.	Chassis	Race Team	Laps	Total Tm	Diff	Best Tm	In Lap	km/h	Points
1	208	Jiri FORMAN	CZE	Tonykart	Protrain Racing	10	11:31.438		1:08.617	5	65,896	0
2	276	Martin HENCKEL MORTENS	DNK	Tonykart	RS Competition	10	11:34.354	2.916	1:08.752	10	65,767	2
3	264	Jules COUSIN	FRA	FA Kart	DSS Kart	10	11:36.711	5.273	1:08.977	9	65,552	3
4	202	Edward BRAND	GBR	Intrepid	Intrepid Driver Program	10	11:38.733	7.295	1:09.014	7	65,517	4
5	260	Charlie TURNER	GBR	Tonykart	Coles Racing	10	11:39.836	8.398	1:09.223	7	65,319	5
6	218	Antoine BARTHON	FRA	Formula K	FK Racing Team AB Ltd	10	11:46.421	14.983	1:09.881	7	64,704	6
7	239	Niklas TIIHONEN	FIN	Formula K	FK Racing Team AB Ltd	10	11:49.246	17.808	1:09.367	9	65,184	7
8	234	Charlie EASTWOOD	IRL	Tonykart	Strawberry Racing	10	11:50.831	19.393	1:09.055	10	65,478	8
9	228	Eugene DENYSSEN	ZAF	Alonso	Dan Holland Racing	10	11:52.398	20.960	1:09.856	8	64,727	9
10	284	Antoine LEPESQUEUX	FRA	Sodi	WINMAX Team	10	11:52.797	21.359	1:10.207	7	64,404	10
11	283	Joey VAN SPLUNTEREN	NLD	Gillard	DFK Racing Team	10	11:53.866	22.428	1:08.973	10	65,556	11
12	216	Bryan EERDEN	NLD	Gillard	PDB Kart Racing	10	11:56.968	25.530	1:09.735	4	64,840	12
13	308	Nikolaj ROGIVUE	CHE	Birel	Spirit Racing	10	11:57.660	26.222	1:09.693	9	64,879	13
14	248	Juuso PYKALAINEN	FIN	Tonykart	MPT Racing	10	11:59.139	27.701	1:09.607	7	64,959	14
15	226	Jessica BACKMAN	SWE	Tonykart	Strawberry Racing	10	12:00.570	29.132	1:09.882	6	64,703	15
16	217	Maximilian WEINZIERL	AUT	Alonso	Dan Holland Racing	10	12:01.266	29.828	1:09.981	10	64,612	16
17	271	Kristian THORSEN	DNK	Tonykart	RS Competition	10	12:02.174	30.736	1:09.699	8	64,873	17
18	272	Santeri KALLIO	FIN	Formula K	FK Racing Team AB Ltd	10	12:03.655	32.217	1:09.861	9	64,723	18
19	295	Nicholas LEVA	FIN	Formula K	FK Racing Team AB Ltd	10	12:08.283	36.845	1:10.396	9	64,231	19
20	310	Niccolo SCHIRO	ITA	Energy	Energy Racing	10	12:08.643	37.205	1:09.989	10	64,604	20
21	299	Marc GONZALEZ	ESP	Kosmic	Binakart	10	12:09.305	37.867	1:10.251	10	64,363	21
22	288	Riccardo ALBERTI	ITA	Kosmic	Scarpi Racing Team	10	12:10.351	38.913	1:10.879	10	63,793	22
23	296	Jeremie LESOUDIER	FRA	FA	DSS	10	12:12.033	40.595	1:11.210	10	63,497	23
24	303	Carlo BORGHESE	ITA	RK	Laudato Racing Team	10	12:12.950	41.512	1:10.093	9	64,509	24
25	281	Antoni PTAK	USA	Birel	KMS Hungary	10	12:14.281	42.843	1:11.329	10	63,391	25
26	306	Yuto TSUJII	JPN	DR	VPDR	10	12:14.933	43.495	1:10.416	9	64,213	26
27	307	Celine HOLDERBAUM	ESP	Kosmic	Binakart	10	12:19.920	48.482	1:11.309	10	63,409	27
28	302	Ippei YAMAMOTO	JPN	Intrepid	Intrepid Driver Program	10	12:22.108	50.670	1:11.373	7	63,352	28
29	245	Berat TURKER	TUR	Formula K	Formula K UK	10	12:28.883	57.445	1:10.476	6	64,158	29
30	241	Karol DABSKI	POL	Praga	Praga Racing	10	12:32.187	1:00.749	1:09.435	9	65,120	30

Announcements

These results are provisional until the conclusion of any judicial and technical matters

Started: 30 Classified: 30 Not classified: 0

Margin of Victory	Ø km/h	Best Lap Tm	km/h	Best Lap by
2.916	65,394	1:08.617	65,896	208 - Jiri FORMAN

Official Timing www.camp-company.de / www.motorsport-events.se

Orbits

Timekeeping Ingrid and Meik Wagner:

Clerk of the course Nigel Edwards:

www.mylaps.com

Steward (Chairman) Ian Watson:

Chief Scrutineer Paul Klaassen:

Licensed to: Motorsport Events

Printed: 2013-05-25 13:40:04

posted at:

h



Rotax Euro Challenge 2013 Lagni / Italy

Rotax Seniors

Lagni / Italy 1,256 Km

RACE 9 Qualifying Heat 5 D-E

2013-05-25 13:20

Race (10 Laps) started at 13:22:51

Table for driver (208) Jiri FORMAN, showing Lap, Time of Day, Lap Tm, Diff, S1 Tm, S2 Tm, S3 Tm for laps 1-10.

Table for driver (239) Niklas TIHONEN, showing Lap, Time of Day, Lap Tm, Diff, S1 Tm, S2 Tm, S3 Tm for laps 5-10.

Table for driver (276) Martin HENCKEL MORTENSEN, showing Lap, Time of Day, Lap Tm, Diff, S1 Tm, S2 Tm, S3 Tm for laps 1-10.

Table for driver (239) Niklas TIHONEN, showing Lap, Time of Day, Lap Tm, Diff, S1 Tm, S2 Tm, S3 Tm for laps 1-10.

Table for driver (264) Jules COUSIN, showing Lap, Time of Day, Lap Tm, Diff, S1 Tm, S2 Tm, S3 Tm for laps 1-10.

Table for driver (234) Charlie EASTWOOD, showing Lap, Time of Day, Lap Tm, Diff, S1 Tm, S2 Tm, S3 Tm for laps 1-10.

Table for driver (202) Edward BRAND, showing Lap, Time of Day, Lap Tm, Diff, S1 Tm, S2 Tm, S3 Tm for laps 1-10.

Table for driver (228) Eugene DENYSSEN, showing Lap, Time of Day, Lap Tm, Diff, S1 Tm, S2 Tm, S3 Tm for laps 1-10.

Table for driver (260) Charlie TURNER, showing Lap, Time of Day, Lap Tm, Diff, S1 Tm, S2 Tm, S3 Tm for laps 1-10.

Table for driver (284) Antoine LEPESQUEUX, showing Lap, Time of Day, Lap Tm, Diff, S1 Tm, S2 Tm, S3 Tm for laps 1-10.

Table for driver (218) Antoine BARTHON, showing Lap, Time of Day, Lap Tm, Diff, S1 Tm, S2 Tm, S3 Tm for laps 1-4.

Table for driver (283) Joey VAN SPLUNTEREN, showing Lap, Time of Day, Lap Tm, Diff, S1 Tm, S2 Tm, S3 Tm for laps 1-10.



Rotax Euro Challenge 2013 Laghi / Italy

Rotax Seniors

Laghi / Italy 1,256 Km

RACE 9 Qualifying Heat 5 D-E

2013-05-25 13:20

Race (10 Laps) started at 13:22:51

Lap	Time of Day	Lap Tm	Diff	S1 Tm	S2 Tm	S3 Tm
(216) Bryan EERDEN						
1	13:24:07.153	1:14.563	+4.828	28.462	19.497	26.604
2	13:25:22.014	1:14.861	+5.126	29.277	18.697	26.887
3	13:26:33.259	1:11.245	+1.510	25.742	18.667	26.836
4	13:27:42.994	1:09.735		25.289	18.111	26.335
5	13:28:56.697	1:13.703	+3.968	25.211	20.289	28.203
6	13:30:07.617	1:10.920	+1.185	25.328	18.280	27.312
7	13:31:18.015	1:10.398	+0.663	25.342	18.214	26.842
8	13:32:28.682	1:10.667	+0.932	25.711	18.341	26.615
9	13:33:38.623	1:09.941	+0.206	25.271	18.245	26.425
10	13:34:48.809	1:10.186	+0.451	25.428	18.284	26.474
(308) Nikolaj ROGIVUE						
1	13:24:11.863	1:18.560	+8.867	29.711	20.864	27.985
2	13:25:24.484	1:12.621	+2.928	26.427	18.532	27.662
3	13:26:35.410	1:10.926	+1.233	25.756	18.463	26.707
4	13:27:46.247	1:10.837	+1.144	25.300	18.663	26.874
5	13:28:58.186	1:11.939	+2.246	25.385	19.797	26.757
6	13:30:08.201	1:10.015	+0.322	25.081	18.022	26.912
7	13:31:19.486	1:11.285	+1.592	26.233	18.067	26.985
8	13:32:29.952	1:10.466	+0.773	25.347	18.239	26.880
9	13:33:39.645	1:09.693		25.295	17.835	26.563
10	13:34:49.501	1:09.856	+0.163	25.076	17.992	26.788
(248) Juuso PYKALAINEN						
1	13:24:12.303	1:19.569	+9.962	30.396	21.595	27.578
2	13:25:25.290	1:12.987	+3.380	27.015	18.326	27.646
3	13:26:36.783	1:11.493	+1.886	25.872	18.502	27.119
4	13:27:47.290	1:10.507	+0.900	25.604	17.953	26.950
5	13:28:57.274	1:09.984	+0.377	24.812	18.336	26.836
6	13:30:06.983	1:09.709	+0.102	25.325	17.852	26.532
7	13:31:16.590	1:09.607		25.505	17.718	26.384
8	13:32:31.166	1:14.576	+4.969	25.477	18.254	30.845
9	13:33:41.080	1:09.914	+0.307	25.022	17.716	27.176
10	13:34:50.980	1:09.900	+0.293	25.135	17.908	26.857
(226) Jessica BACKMAN						
1	13:24:11.519	1:19.293	+9.411	30.645	20.382	28.266
2	13:25:25.573	1:14.054	+4.172	26.315	19.213	28.526
3	13:26:38.218	1:12.645	+2.763	26.126	18.636	27.883
4	13:27:50.327	1:12.109	+2.227	26.094	18.843	27.172
5	13:29:01.337	1:11.010	+1.128	25.347	18.578	27.085
6	13:30:11.219	1:09.882		25.102	18.183	26.597
7	13:31:21.325	1:10.106	+0.224	25.006	18.111	26.989
8	13:32:31.638	1:10.313	+0.431	25.021	18.197	27.095
9	13:33:42.000	1:10.362	+0.480	25.436	18.107	26.819
10	13:34:52.411	1:10.411	+0.529	25.206	18.195	27.010
(217) Maximilian WEINZIERL						
1	13:24:08.812	1:16.401	+6.420	28.900	19.602	27.899
2	13:25:21.297	1:12.485	+2.504	26.173	18.465	27.847
3	13:26:34.000	1:12.703	+2.722	25.876	18.701	28.126
4	13:27:44.799	1:10.799	+0.818	25.426	18.272	27.101
5	13:29:01.828	1:17.029	+7.048	25.352	24.661	27.016
6	13:30:12.415	1:10.587	+0.606	25.250	18.303	27.034
7	13:31:22.413	1:09.998	+0.017	25.026	18.302	26.670
8	13:32:33.041	1:10.628	+0.647	25.228	18.484	26.916
9	13:33:43.126	1:10.085	+0.104	25.335	18.200	26.550
10	13:34:53.107	1:09.981		25.537	18.080	26.364
(271) Kristian THORSEN						
1	13:24:18.047	1:25.373	+15.674	30.045	27.956	27.372
2	13:25:29.971	1:11.924	+2.225	26.072	18.752	27.100
3	13:26:40.961	1:10.990	+1.291	25.643	18.259	27.088
4	13:27:52.338	1:11.377	+1.678	25.441	18.646	27.290

Lap	Time of Day	Lap Tm	Diff	S1 Tm	S2 Tm	S3 Tm
5	13:29:03.748	1:11.410	+1.711	26.228	18.294	26.888
6	13:30:14.541	1:10.793	+1.094	25.439	18.192	27.162
7	13:31:24.452	1:09.911	+0.212	25.467	18.097	26.347
8	13:32:34.151	1:09.699		25.205	18.005	26.489
9	13:33:43.990	1:09.839	+0.140	25.253	18.067	26.519
10	13:34:54.015	1:10.025	+0.326	25.510	17.932	26.583
(272) Santeri KALLIO						
1	13:24:09.082	1:16.850	+6.989	28.502	20.019	28.329
2	13:25:21.335	1:12.253	+2.392	26.017	18.759	27.477
3	13:26:34.076	1:12.741	+2.880	26.287	19.230	27.224
4	13:27:45.926	1:11.850	+1.989	25.783	18.314	27.753
5	13:28:56.061	1:10.135	+0.274	25.203	18.183	26.749
6	13:30:06.363	1:10.302	+0.441	25.162	18.244	26.896
7	13:31:16.526	1:10.163	+0.302	25.060	18.227	26.876
8	13:32:35.602	1:19.076	+9.215	25.536	18.465	35.075
9	13:33:45.463	1:09.861		25.112	18.018	26.731
10	13:34:55.496	1:10.033	+0.172	25.150	18.056	26.827
(295) Nicholas LEVA						
1	13:24:11.145	1:18.010	+7.614	30.266	20.578	27.166
2	13:25:30.808	1:19.663	+9.267	25.531	27.021	27.111
3	13:26:42.863	1:12.055	+1.659	26.762	18.414	26.879
4	13:27:54.405	1:11.542	+1.146	25.678	18.431	27.433
5	13:29:05.421	1:11.016	+0.620	25.479	18.619	26.918
6	13:30:16.972	1:11.551	+1.155	25.943	18.599	27.009
7	13:31:28.084	1:11.112	+0.716	25.397	18.685	27.030
8	13:32:39.326	1:11.242	+0.846	25.623	18.487	27.132
9	13:33:49.722	1:10.396		25.302	18.306	26.788
10	13:35:00.124	1:10.402	+0.006	25.289	18.203	26.910
(310) Niccolo SCHIRO						
1	13:24:11.876	1:17.727	+7.738	29.492	20.478	27.757
2	13:25:23.771	1:11.895	+1.906	25.784	18.610	27.501
3	13:26:34.820	1:11.049	+1.060	25.060	18.284	27.705
4	13:27:49.806	1:14.986	+4.997	25.162	19.260	30.564
5	13:29:07.126	1:17.320	+7.331	25.276	25.191	26.853
6	13:30:18.335	1:11.209	+1.220	25.674	18.228	27.307
7	13:31:29.575	1:11.240	+1.251	25.152	18.756	27.332
8	13:32:39.957	1:10.382	+0.393	24.969	18.541	26.872
9	13:33:50.495	1:10.538	+0.549	25.614	17.874	27.050
10	13:35:00.484	1:09.989		25.060	18.240	26.689
(299) Marc GONZALEZ						
1	13:24:14.208	1:21.764	+11.513	30.512	23.820	27.432
2	13:25:27.229	1:13.021	+2.770	26.521	19.451	27.049
3	13:26:39.124	1:11.895	+1.644	25.920	18.409	27.566
4	13:27:52.192	1:13.068	+2.817	26.361	18.748	27.959
5	13:29:03.558	1:11.366	+1.115	25.438	18.541	27.387
6	13:30:16.496	1:12.938	+2.687	25.358	18.375	29.205
7	13:31:28.452	1:11.956	+1.705	25.547	19.248	27.161
8	13:32:40.294	1:11.842	+1.591	25.671	18.544	27.627
9	13:33:50.895	1:10.601	+0.350	25.404	18.432	26.765
10	13:35:01.146	1:10.251		25.252	18.058	26.941
(288) Riccardo ALBERTI						
1	13:24:13.132	1:19.733	+8.854	30.465	20.996	28.272
2	13:25:27.778	1:14.646	+3.767	27.384	19.474	27.788
3	13:26:39.917	1:12.139	+1.260	25.546	18.449	28.144
4	13:27:52.828	1:12.911	+2.032	25.659	19.091	28.161
5	13:29:04.523	1:11.695	+0.816	26.035	18.485	27.175
6	13:30:16.261	1:11.738	+0.859	25.553	18.267	27.918
7	13:31:27.299	1:11.038	+0.159	25.474	18.559	27.005
8	13:32:39.328	1:12.029	+1.150	25.939	18.435	27.655
9	13:33:51.313	1:11.985	+1.106	26.379	18.580	27.026
10	13:35:02.192	1:10.879		26.179	18.059	26.641

Timekeeping Ingrid and Meik Wagner:

Clerk of the course Nigel Edwards:

www.mylaps.com

Steward (Chairman) Ian Watson:

Chief Scrutineer Paul Klaassen:

Licensed to: Motorsport Events



Rotax Euro Challenge 2013 Laghi / Italy

Rotax Seniors

Laghi / Italy 1,256 Km

RACE 9 Qualifying Heat 5 D-E

2013-05-25 13:20

Race (10 Laps) started at 13:22:51

Lap	Time of Day	Lap Tm	Diff	S1 Tm	S2 Tm	S3 Tm	Lap	Time of Day	Lap Tm	Diff	S1 Tm	S2 Tm	S3 Tm
(296) Jeremie LESOUDIER							5	13:29:09.306	1:12.404	+1.031	25.820	19.002	27.582
1	13:24:10.940	1:18.037	+6.827	30.401	20.117	27.519	6	13:30:21.259	1:11.953	+0.580	25.800	18.721	27.432
2	13:25:24.379	1:13.439	+2.229	26.304	19.203	27.932	7	13:31:32.632	1:11.373		25.503	18.490	27.380
3	13:26:37.332	1:12.953	+1.743	25.950	19.652	27.351	8	13:32:44.440	1:11.808	+0.435	25.989	18.671	27.148
4	13:27:49.095	1:11.763	+0.553	25.685	18.783	27.295	9	13:34:02.239	1:17.799	+6.426	25.642	24.606	27.551
5	13:29:02.363	1:13.268	+2.058	26.223	18.757	28.288	10	13:35:13.949	1:11.710	+0.337	25.436	18.793	27.481
6	13:30:15.431	1:13.068	+1.858	25.608	19.087	28.373	(245) Berat TURKER						
7	13:31:26.982	1:11.551	+0.341	25.602	18.618	27.331	1	13:24:15.938	1:22.953	+12.477	30.752	24.906	27.295
8	13:32:40.588	1:13.606	+2.396	25.799	18.694	29.113	2	13:25:29.363	1:13.425	+2.949	27.330	18.662	27.433
9	13:33:52.664	1:12.076	+0.866	25.950	18.842	27.284	3	13:26:41.422	1:12.059	+1.583	25.646	18.676	27.737
10	13:35:03.874	1:11.210		25.382	18.501	27.327	4	13:28:08.634	1:27.212	+16.736	26.126	18.575	42.511
(303) Carlo BORGHESE							5	13:29:19.698	1:11.064	+0.588	25.454	18.227	27.383
1	13:24:17.029	1:23.273	+13.180	29.622			6	13:30:30.174	1:10.476		25.324	18.223	26.929
2	13:25:28.788	1:11.759	+1.666	25.504	18.344	27.911	7	13:31:47.530	1:17.356	+6.880	25.327	18.107	33.922
3	13:26:40.166	1:11.378	+1.285	25.597	18.303	27.478	8	13:32:58.891	1:11.361	+0.885	25.692	18.254	27.415
4	13:27:51.890	1:11.724	+1.631	25.547	18.862	27.315	9	13:34:09.730	1:10.839	+0.363	25.308	18.265	27.266
5	13:29:03.160	1:11.270	+1.177	24.997	18.906	27.367	10	13:35:20.724	1:10.994	+0.518	25.904	18.093	26.997
6	13:30:22.465	1:19.305	+9.212	34.029	18.132	27.144	(241) Karol DABSKI						
7	13:31:32.896	1:10.431	+0.338	25.267	18.074	27.090	1	13:24:17.581	1:25.664	+16.229	32.589	26.012	27.063
8	13:32:43.407	1:10.511	+0.418	25.385	18.084	27.042	2	13:25:28.657	1:11.076	+1.641	25.187	18.266	27.623
9	13:33:53.500	1:10.093		25.210	18.073	26.810	3	13:26:39.672	1:11.015	+1.580	25.171	18.320	27.524
10	13:35:04.791	1:11.291	+1.198	25.255	18.207	27.829	4	13:27:51.169	1:11.497	+2.062	25.513	18.656	27.328
(281) Antoni PTAK							5	13:29:34.820	1:43.651	+34.216	25.181	18.432	1:00.038
1	13:24:13.009	1:19.039	+7.710	29.687	22.011	27.341	6	13:30:44.947	1:10.127	+0.692	25.189	18.149	26.789
2	13:25:28.555	1:15.546	+4.217	27.721	19.901	27.924	7	13:31:55.172	1:10.225	+0.790	25.008	18.159	27.058
3	13:26:40.796	1:12.241	+0.912	26.124	18.744	27.373	8	13:33:04.990	1:09.818	+0.383	25.239	18.129	26.450
4	13:27:53.965	1:13.169	+1.840	26.421	18.765	27.983	9	13:34:14.425	1:09.435		25.087	17.960	26.388
5	13:29:06.614	1:12.649	+1.320	26.489	18.886	27.274	10	13:35:24.028	1:09.603	+0.168	25.040	18.000	26.563
6	13:30:19.127	1:12.513	+1.184	26.675	18.550	27.288	(306) Yuto TSUJII						
7	13:31:31.171	1:12.044	+0.715	25.876	18.992	27.176	1	13:24:13.361	1:20.172	+9.756	31.200	21.583	27.389
8	13:32:43.171	1:12.000	+0.671	26.006	18.794	27.200	2	13:25:26.186	1:12.825	+2.409	26.966	19.202	26.657
9	13:33:54.793	1:11.622	+0.293	25.737	18.359	27.526	3	13:26:38.057	1:11.871	+1.455	25.849	18.757	27.265
10	13:35:06.122	1:11.329		25.773	18.421	27.135	4	13:27:50.974	1:12.917	+2.501	26.027	19.460	27.430
(307) Celine HOLDERBAUM							5	13:29:02.741	1:11.767	+1.351	25.720	18.566	27.481
1	13:24:09.642	1:16.118	+4.809	29.215	19.153	27.750	6	13:30:13.952	1:11.211	+0.795	25.582	18.524	27.105
2	13:25:24.685	1:15.043	+3.734	26.158	18.866	30.019	7	13:31:34.605	1:20.653	+10.237	25.517	22.534	32.602
3	13:26:38.882	1:14.197	+2.888	26.472	19.119	28.606	8	13:32:45.417	1:10.812	+0.396	25.638	18.373	26.801
4	13:27:53.374	1:14.492	+3.183	25.774	19.154	29.564	9	13:33:55.833	1:10.416		25.429	18.337	26.650
5	13:29:05.991	1:12.617	+1.308	26.095	18.439	28.083	10	13:35:06.774	1:10.941	+0.525	25.740	18.413	26.788
6	13:30:18.506	1:12.515	+1.206	26.404	18.521	27.590	(302) Ippei YAMAMOTO						
7	13:31:37.031	1:18.525	+7.216	32.366	18.692	27.467	1	13:24:12.509	1:18.010	+6.637	29.055	21.069	27.886
8	13:32:48.684	1:11.653	+0.344	25.775	18.457	27.421	2	13:25:30.901	1:18.392	+7.019	30.829	19.784	27.779
9	13:34:00.452	1:11.768	+0.459	25.988	18.571	27.209	3	13:26:44.284	1:13.383	+2.010	26.564	19.260	27.559
10	13:35:11.761	1:11.309		25.676	18.340	27.293	4	13:27:56.902	1:12.618	+1.245	26.025	18.900	27.693



Rotax Euro Challenge 2013 Laghi / Italy

Rotax Seniors

Laghi / Italy 1,256 Km

RACE 10 Qualifying Heat 6 A-C

2013-05-25 13:40

Race (10 Laps) started at 13:45:11

Pos	No.	Name	Nat.	Chassis	Race Team	Laps	Total Tm	Diff	Best Tm	In Lap	km/h	Points
1	206	Philip MORIN	SWE	Alonso	Dan Holland Racing	10	11:28.564		1:08.141	9	66,357	0
2	222	Harry WEBB	GBR	Tonykart	Strawberry Racing	10	11:31.962	3.398	1:08.614	10	65,899	2
3	223	Aavo TALVAR	EST	Tonykart	Talvar Racing	10	11:33.539	4.975	1:08.496	8	66,013	3
4	225	Kyle FOWLIE	GBR	Tonykart	Strawberry Racing	10	11:38.021	9.457	1:08.659	6	65,856	4
5	255	Ludvig MORIN	SWE	Kosmic	Morin Racing	10	11:42.761	14.197	1:08.883	6	65,642	5
6	305	Xavier POZZOLI	FRA	Kosmic	Sonic Racing Kart	10	11:45.098	16.534	1:08.712	6	65,805	6
7	266	Connor JUPP	GBR	Alonso	Dan Holland Racing	10	11:46.985	18.421	1:08.692	7	65,824	7
8	219	Sam SCHIPPERS	NLD	FA Kart	Team TKP	10	11:47.804	19.240	1:09.338	7	65,211	8
9	221	Jan JONCK	DNK	Tonykart	RS Competition	10	11:48.202	19.638	1:09.159	10	65,380	9
10	253	Kenny VERMEYLEN	BEL	Tecno	Tecno Kart Racing	10	11:48.715	20.151	1:09.091	6	65,444	10
11	247	Glenn VAN PARIJS	BEL	Tonykart	Bouvin Power/Raw Racing	10	11:49.159	20.595	1:08.931	7	65,596	11
12	240	Eva BENES	FRA	Kosmic	PKS	10	11:50.718	22.154	1:09.513	8	65,047	12
13	275	Massimo ACETO	ITA	Righetti Ridolf	Gold Kart Racing Team	10	11:51.470	22.906	1:08.830	7	65,692	13
14	292	Fabian ERLE	DEU	Maranello	Nees Racing	10	11:54.945	26.381	1:09.614	6	64,952	14
15	263	Tobias HOLM	DNK	Tonykart	RS Competition	10	12:00.558	31.994	1:10.303	9	64,316	15
16	235	Petr FULIN	CZE	OK1	OK1 Racing Team	10	12:01.164	32.600	1:10.151	9	64,455	16
17	237	Sten Dorian PIIRIMAGI	EST	Tonykart	Aix Racing Team	10	12:02.054	33.490	1:10.159	9	64,448	17
18	249	Alessandro TROMBELLI	ITA	Energy	FK Racing Team AB Ltd	10	12:02.980	34.416	1:09.105	6	65,431	18
19	236	Jack WEPRIN	USA	Alonso	Dan Holland Racing	10	12:05.319	36.755	1:10.122	10	64,482	19
20	258	Randy BERGLAS	CHE	Zanardi	G Star Raw Racing	10	12:06.064	37.500	1:09.951	10	64,640	20
21	282	Mark FERENCZ	HUN	DR	VPDR	10	12:07.087	38.523	1:10.572	10	64,071	21
22	304	Alexander TSVETANOS	BUL	Tonykart	BVA Racing Team	10	12:08.040	39.476	1:10.479	9	64,155	22
23	274	Andrea ZEMIN	ITA	Righetti Ridolf	Gold Kart Racing Team	10	12:22.105	53.541	1:11.135	7	63,564	23
24	309	Zachary CLAMAN DE MELO	CAN	CRG	CRG SPA	10	12:26.618	58.054	1:09.886	7	64,700	24
25	227	Ryo HIROOKA	JPN	Intrepid	Intrepid Driver Program	10	12:28.408	59.844	1:10.395	10	64,232	25
26	301	Filippo LAGHI	ITA	Haase	Motor ONE	9	11:35.026	1 Lap	1:09.959	5	64,632	26
27	259	Max RENBERG	SWE	Tonykart	Renbergs Racing	7	8:24.406	3 Laps	1:09.697	7	64,875	27
28	279	Luke VARLEY	GBR	Birel	KMS Hungary	4	5:09.182	6 Laps	1:12.957	2	61,976	28
29	244	Alfredo ZABALZA	MEX	Kosmic	Paul Carr Racing	4	5:12.162	6 Laps	1:12.781	2	62,126	29
30	300	Lorenzo SCATIGNA	ITA	Haase	Motor.one	2	2:30.764	8 Laps	1:12.787	2	62,121	30

Not classified

DNS	277	Ameer HASSAN	ARE	FA Kart	Team TKP			DNS		0	-	32
-----	-----	--------------	-----	---------	----------	--	--	-----	--	---	---	----

Announcements

These results are provisional until the conclusion of any judicial and technical matters

No. 279 warning board

Started: 30 Classified: 30 Not classified: 0

Margin of Victory	Ø km/h	Best Lap Tm	km/h	Best Lap by
3.398	65,667	1:08.141	66,357	206 - Philip MORIN

Official Timing www.camp-company.de / www.motorsport-events.se

Orbits

Timekeeping Ingrid and Meik Wagner:

Clerk of the course Nigel Edwards:

www.mylaps.com

Steward (Chairman) Ian Watson:

Chief Scrutineer Paul Klaassen:

Licensed to: Motorsport Events

Printed: 2013-05-25 14:00:46

posted at:

h



Rotax Euro Challenge 2013 Laghi / Italy

Rotax Seniors

Laghi / Italy 1,256 Km

RACE 10 Qualifying Heat 6 A-C

2013-05-25 13:40

Race (10 Laps) started at 13:45:11

Lap	Time of Day	Lap Tm	Diff	S1 Tm	S2 Tm	S3 Tm	Lap	Time of Day	Lap Tm	Diff	S1 Tm	S2 Tm	S3 Tm
(206) Philip MORIN													
1	13:46:21.773	1:10.191	+2.050	24.859	18.436	26.896	5	13:51:07.541	1:09.482	+0.770	25.038	18.025	26.419
2	13:47:31.401	1:09.628	+1.487	24.811	18.320	26.497	6	13:52:16.253	1:08.712		24.723	17.874	26.115
3	13:48:40.239	1:08.838	+0.697	24.725	17.816	26.297	7	13:53:25.304	1:09.051	+0.339	24.867	17.918	26.266
4	13:49:48.910	1:08.671	+0.530	24.591	17.819	26.261	8	13:54:34.488	1:09.184	+0.472	25.068	17.799	26.317
5	13:50:57.765	1:08.855	+0.714	24.691	17.882	26.282	9	13:55:46.132	1:11.644	+2.932	25.145	18.119	28.380
6	13:52:06.384	1:08.619	+0.478	24.603	17.896	26.120	10	13:56:56.454	1:10.322	+1.610	25.212	18.034	27.076
7	13:53:14.839	1:08.455	+0.314	24.737	17.747	25.971	(266) Connor JUPP						
8	13:54:23.425	1:08.586	+0.445	24.499	17.762	26.325	1	13:46:29.520	1:14.797	+6.105	28.219	19.236	27.342
9	13:55:31.566	1:08.141		24.514	17.677	25.950	2	13:47:41.121	1:11.601	+2.909	25.573	19.171	26.857
10	13:56:39.920	1:08.354	+0.213	24.428	17.713	26.213	3	13:48:51.977	1:10.856	+2.164	25.553	18.554	26.749
(222) Harry WEBB													
1	13:46:21.451	1:10.095	+1.481	24.859	18.250	26.986	4	13:50:02.030	1:10.053	+1.361	25.051	18.099	26.903
2	13:47:32.026	1:10.575	+1.961	24.867	19.026	26.682	5	13:51:11.733	1:09.703	+1.011	25.091	17.887	26.725
3	13:48:41.287	1:09.261	+0.647	24.830	18.043	26.388	6	13:52:21.707	1:09.974	+1.282	24.933	18.014	27.027
4	13:49:50.410	1:09.123	+0.509	24.735	18.071	26.317	7	13:53:30.399	1:08.692		24.644	17.735	26.313
5	13:50:59.685	1:09.275	+0.661	24.886	18.108	26.281	8	13:54:39.735	1:09.336	+0.644	25.066	17.857	26.413
6	13:52:08.646	1:08.961	+0.347	24.726	18.016	26.219	9	13:55:49.140	1:09.405	+0.713	25.259	17.931	26.215
7	13:53:17.317	1:08.671	+0.057	24.674	17.815	26.182	10	13:56:58.341	1:09.201	+0.509	24.951	17.797	26.453
8	13:54:26.032	1:08.715	+0.101	24.636	17.829	26.250	(219) Sam SCHIPPERS						
9	13:55:34.704	1:08.672	+0.058	24.531	17.909	26.232	1	13:46:27.938	1:15.101	+5.763	27.373	19.527	28.201
10	13:56:43.318	1:08.614		24.681	17.837	26.096	2	13:47:39.394	1:11.456	+2.118	26.007	18.447	27.002
(223) Aavo TALVAR													
1	13:46:22.725	1:10.761	+2.265	25.723	18.040	26.998	3	13:48:50.666	1:11.272	+1.934	25.976	18.646	26.650
2	13:47:32.858	1:10.133	+1.637	24.876	18.189	27.068	4	13:50:00.444	1:09.778	+0.440	25.168	17.963	26.647
3	13:48:42.366	1:09.508	+1.012	24.652	18.074	26.782	5	13:51:10.036	1:09.592	+0.254	25.138	17.935	26.519
4	13:49:51.675	1:09.309	+0.813	24.795	17.856	26.658	6	13:52:20.294	1:10.258	+0.920	25.176	17.924	27.158
5	13:51:00.778	1:09.103	+0.607	24.473	18.035	26.595	7	13:53:29.632	1:09.338		24.983	17.852	26.503
6	13:52:09.479	1:08.701	+0.205	24.445	17.867	26.389	8	13:54:39.435	1:09.803	+0.465	25.120	18.030	26.653
7	13:53:18.119	1:08.640	+0.144	24.488	17.790	26.362	9	13:55:48.915	1:09.480	+0.142	24.851	18.059	26.570
8	13:54:26.615	1:08.496		24.407	17.835	26.254	10	13:56:59.160	1:10.245	+0.907	25.660	18.063	26.522
9	13:55:35.717	1:09.102	+0.606	24.784	17.941	26.377	(221) Jan JONCK						
10	13:56:44.895	1:09.178	+0.682	24.568	17.703	26.907	1	13:46:26.122	1:13.812	+4.653	27.609	18.924	27.279
(225) Kyle FOWLIE													
1	13:46:27.246	1:13.729	+5.070	27.622	19.216	26.891	2	13:47:36.826	1:10.704	+1.545	25.574	18.115	27.015
2	13:47:37.486	1:10.240	+1.581	25.414	18.298	26.528	3	13:48:50.952	1:14.126	+4.967	28.750	18.910	26.466
3	13:48:47.817	1:10.331	+1.672	25.708	18.150	26.473	4	13:50:01.033	1:10.081	+0.922	25.387	18.050	26.644
4	13:49:56.666	1:08.849	+0.190	24.601	17.899	26.349	5	13:51:10.711	1:09.678	+0.519	24.969	18.259	26.450
5	13:51:05.397	1:08.731	+0.072	24.547	17.913	26.271	6	13:52:21.971	1:11.260	+2.101	25.270	18.052	27.938
6	13:52:14.056	1:08.659		24.476	17.955	26.228	7	13:53:31.366	1:09.395	+0.236	25.063	18.005	26.327
7	13:53:22.941	1:08.885	+0.226	24.565	17.874	26.446	8	13:54:40.884	1:09.518	+0.359	24.854	17.977	26.687
8	13:54:31.692	1:08.751	+0.092	24.605	17.861	26.285	9	13:55:50.907	1:09.515	+0.356	25.006	17.995	26.514
9	13:55:40.471	1:08.779	+0.120	24.536	17.908	26.335	10	13:56:59.558	1:09.159		24.848	17.892	26.419
10	13:56:49.377	1:08.906	+0.247	24.657	17.951	26.298	(253) Kenny VERMEYLEN						
(255) Ludvig MORIN													
1	13:46:27.544	1:15.058	+6.175	27.904	19.838	27.316	1	13:46:31.540	1:18.535	+9.444	30.583	20.766	27.186
2	13:47:39.278	1:11.734	+2.851	26.367	18.059	27.308	2	13:47:43.358	1:11.818	+2.727	25.823	18.955	27.040
3	13:48:49.155	1:09.877	+0.994	25.268	17.990	26.619	3	13:48:54.000	1:10.642	+1.551	25.606	18.171	26.865
4	13:49:58.564	1:09.409	+0.526	25.360	17.902	26.147	4	13:50:04.314	1:10.314	+1.223	25.145	18.594	26.575
5	13:51:08.062	1:09.498	+0.615	25.390	17.788	26.320	5	13:51:13.881	1:09.567	+0.476	24.835	18.376	26.356
6	13:52:16.945	1:08.883		24.838	17.823	26.222	6	13:52:22.972	1:09.091		24.689	17.981	26.421
7	13:53:26.104	1:09.159	+0.276	25.105	17.914	26.140	7	13:53:32.307	1:09.335	+0.244	24.841	17.904	26.590
8	13:54:35.176	1:09.072	+0.189	25.253	17.782	26.037	8	13:54:41.608	1:09.301	+0.210	24.888	17.992	26.421
9	13:55:45.148	1:09.972	+1.089	25.108	17.900	26.964	9	13:55:50.907	1:09.299	+0.208	24.839	17.873	26.587
10	13:56:54.117	1:08.969	+0.086	25.154	17.759	26.056	10	13:57:00.071	1:09.164	+0.073	24.802	17.899	26.463
(305) Xavier POZZOLI													
1	13:46:25.832	1:13.598	+4.886	27.421	18.679	27.498	(247) Glenn VAN PARIJS						
2	13:47:38.782	1:12.950	+4.238	27.251	18.420	27.279	1	13:46:26.800	1:13.758	+4.827	27.086	19.278	27.394
3	13:48:48.730	1:09.948	+1.236	25.269	18.135	26.544	2	13:47:40.635	1:13.835	+4.904	25.143	18.723	29.969
4	13:49:58.059	1:09.329	+0.617	24.839	17.978	26.512	3	13:48:51.296	1:10.661	+1.730	25.233	18.980	26.448
(206) Philip MORIN (continued)													
5	13:50:02.030	1:10.053	+1.361	25.051	18.099	26.903	4	13:50:02.811	1:11.515	+2.584	26.136	18.742	26.637
6	13:51:11.733	1:09.703	+1.011	25.091	17.887	26.725	5	13:51:14.376	1:11.565	+2.634	25.977	18.980	26.608
7	13:52:21.707	1:09.974	+1.282	24.933	18.014	27.027	6	13:52:23.741	1:09.365	+0.434	25.083	17.976	26.306
8	13:53:30.399	1:08.692		24.644	17.735	26.313	7	13:53:32.672	1:08.931		24.869	17.889	26.173
9	13:54:39.735	1:09.336	+0.644	25.066	17.857	26.413	8	13:54:41.849	1:09.177	+0.246	24.891	18.114	26.172
10	13:55:49.140	1:09.405	+0.713	25.259	17.931	26.215	9	13:55:51.565	1:09.716	+0.785	25.075	18.232	26.409
(219) Sam SCHIPPERS (continued)													
1	13:46:27.938	1:15.101	+5.763	27.373	19.527	28.201	10	13:57:00.515	1:08.950	+0.019	24.993	18.047	25.910
2	13:47:39.394	1:11.456	+2.118	26.007	18.447	27.002							
3	13:48:50.666	1:11.272	+1.934	25.976	18.646	26.650							
4	13:50:00.444	1:09.778	+0.440	25.168	17.963	26.647							
5	13:51:10.036	1:09.592	+0.254	25.138	17.935	26.519							
6	13:52:20.294	1:10.258	+0.920	25.176	17.924	27.158							
7	13:53:29.632	1:09.338		24.983	17.852	26.503							
8	13:54:39.435	1:09.803	+0.465	25.120	18.030	26.653							
9	13:55:48.915	1:09.480	+0.142	24.851	18.059	26.570							
10	13:56:59.160	1:10.245	+0.907	25.660	18.063	26.522							



Rotax Euro Challenge 2013 Laghi / Italy

Rotax Seniors

Laghi / Italy 1,256 Km

RACE 10 Qualifying Heat 6 A-C

2013-05-25 13:40

Race (10 Laps) started at 13:45:11

Lap	Time of Day	Lap Tm	Diff	S1 Tm	S2 Tm	S3 Tm	Lap	Time of Day	Lap Tm	Diff	S1 Tm	S2 Tm	S3 Tm
(240) Eva BENES							5	13:51:19.085	1:10.221	+0.062	24.946	18.307	26.968
1	13:46:25.616	1:13.555	+4.042	26.707	18.951	27.897	6	13:52:30.540	1:11.455	+1.296	25.307	18.623	27.525
2	13:47:37.079	1:11.463	+1.950	25.659	18.009	27.795	7	13:53:42.259	1:11.719	+1.560	25.499	18.946	27.274
3	13:48:48.624	1:11.545	+2.032	25.995	18.645	26.905	8	13:54:52.494	1:10.235	+0.076	25.143	18.199	26.893
4	13:49:59.623	1:10.999	+1.486	25.406	18.118	27.475	9	13:56:02.653	1:10.159		25.468	18.156	26.535
5	13:51:09.470	1:09.847	+0.334	25.284	17.837	26.726	10	13:57:13.410	1:10.757	+0.598	25.643	18.442	26.672
6	13:52:19.474	1:10.004	+0.491	25.151	18.044	26.809	(249) Alessandro TROMBELLI						
7	13:53:29.243	1:09.769	+0.256	25.105	17.882	26.782	1	13:46:27.710	1:14.730	+5.625	28.773	18.957	27.000
8	13:54:38.756	1:09.513		25.175	17.822	26.516	2	13:47:39.820	1:12.110	+3.005	26.412	18.673	27.025
9	13:55:52.325	1:13.569	+4.056	24.906	17.789	30.874	3	13:49:02.692	1:22.872	+13.767	30.489	18.353	34.030
10	13:57:02.074	1:09.749	+0.236	25.059	17.948	26.742	4	13:50:13.997	1:11.305	+2.200	25.336	18.682	27.287
(275) Massimo ACETO							5	13:51:23.437	1:09.440	+0.335	24.682	18.203	26.555
1	13:46:30.238	1:16.235	+7.405	28.753	20.022	27.460	6	13:52:32.542	1:09.105		24.629	18.093	26.383
2	13:47:42.845	1:12.607	+3.777	25.262	19.601	27.744	7	13:53:43.209	1:10.667	+1.562	25.136	18.417	27.114
3	13:48:54.636	1:11.791	+2.961	26.504	18.590	26.697	8	13:54:55.017	1:11.808	+2.703	27.091	18.130	26.587
4	13:50:05.155	1:10.519	+1.689	25.772	18.135	26.612	9	13:56:04.677	1:09.660	+0.555	24.951	18.172	26.537
5	13:51:15.715	1:10.560	+1.730	25.297	18.441	26.822	10	13:57:14.336	1:09.659	+0.554	24.836	18.103	26.720
6	13:52:25.569	1:09.854	+1.024	25.252	17.865	26.737	(236) Jack WEPRIN						
7	13:53:34.399	1:08.830		24.803	17.785	26.242	1	13:46:25.294	1:13.356	+3.234	26.726	18.955	27.675
8	13:54:44.023	1:09.624	+0.794	24.778	17.909	26.937	2	13:47:36.863	1:11.569	+1.447	25.156	18.574	27.839
9	13:55:53.323	1:09.300	+0.470	24.985	17.823	26.492	3	13:48:53.637	1:16.774	+6.652	30.440	18.881	27.453
10	13:57:02.826	1:09.503	+0.673	25.047	18.069	26.387	4	13:50:05.548	1:11.911	+1.789	25.204	19.529	27.178
(292) Fabian ERLE							5	13:51:17.755	1:12.207	+2.085	25.312	18.544	28.351
1	13:46:31.347	1:17.314	+7.700	28.822	20.892	27.600	6	13:52:30.072	1:12.317	+2.195	26.002	18.674	27.641
2	13:47:44.637	1:13.290	+3.676	25.740	19.104	28.446	7	13:53:45.526	1:15.454	+5.332	24.958	18.575	31.921
3	13:48:56.378	1:11.741	+2.127	26.488	18.284	26.969	8	13:54:56.406	1:10.880	+0.758	25.479	18.453	26.948
4	13:50:07.104	1:10.726	+1.112	25.364	18.149	27.213	9	13:56:06.553	1:10.147	+0.025	25.281	18.221	26.645
5	13:51:17.407	1:10.303	+0.689	24.814	18.252	27.237	10	13:57:16.675	1:10.122		24.986	18.295	26.841
6	13:52:27.021	1:09.614		24.818	17.985	26.811	(258) Randy BERGLAS						
7	13:53:36.841	1:09.820	+0.206	24.802	18.248	26.770	1	13:46:30.677	1:18.324	+8.373	29.759	21.052	27.513
8	13:54:46.647	1:09.806	+0.192	24.816	18.181	26.809	2	13:47:45.429	1:14.752	+4.801	25.911	18.960	29.881
9	13:55:56.518	1:09.871	+0.257	24.979	18.207	26.685	3	13:48:58.297	1:12.868	+2.917	26.680	18.884	27.304
10	13:57:06.301	1:09.783	+0.169	24.782	18.331	26.670	4	13:50:09.638	1:11.341	+1.390	25.670	18.453	27.218
(263) Tobias HOLM							5	13:51:20.249	1:10.611	+0.660	25.385	18.492	26.734
1	13:46:28.530	1:15.939	+5.636	29.389	19.043	27.507	6	13:52:31.289	1:11.040	+1.089	25.487	18.400	27.153
2	13:47:40.829	1:12.299	+1.996	26.249	18.532	27.518	7	13:53:42.824	1:11.535	+1.584	25.445	18.410	27.680
3	13:48:52.208	1:11.379	+1.076	25.594	18.610	27.175	8	13:54:56.819	1:13.995	+4.044	28.926	18.377	26.692
4	13:50:02.903	1:10.695	+0.392	25.347	18.079	27.269	9	13:56:07.469	1:10.650	+0.699	25.470	18.109	27.071
5	13:51:17.945	1:15.042	+4.739	25.735	21.398	27.909	10	13:57:17.420	1:09.951		25.177	18.205	26.569
6	13:52:30.170	1:12.225	+1.922	25.952	18.402	27.871	(282) Mark FERENCZ						
7	13:53:40.742	1:10.572	+0.269	25.017	18.582	26.973	1	13:46:26.935	1:14.966	+4.394	27.403	19.811	27.752
8	13:54:51.250	1:10.508	+0.205	25.413	18.318	26.777	2	13:47:41.447	1:14.512	+3.940	26.907	19.866	27.739
9	13:56:01.553	1:10.303		25.122	18.334	26.847	3	13:48:53.504	1:12.057	+1.485	25.979	19.393	26.685
10	13:57:11.914	1:10.361	+0.058	25.548	18.123	26.690	4	13:50:04.387	1:10.883	+0.311	24.724	18.752	27.407
(235) Petr FULIN							5	13:51:15.074	1:10.687	+0.115	25.360	18.771	26.556
1	13:46:32.798	1:19.348	+9.197	28.886	23.566	26.896	6	13:52:31.831	1:16.757	+6.185	24.983	18.702	33.072
2	13:47:44.695	1:11.897	+1.746	25.701	18.577	27.619	7	13:53:43.345	1:11.514	+0.942	25.279	18.319	27.916
3	13:48:57.242	1:12.547	+2.396	27.036	18.583	26.928	8	13:54:54.435	1:11.090	+0.518	26.162	18.328	26.600
4	13:50:07.837	1:10.595	+0.444	25.474	18.145	26.976	9	13:56:07.871	1:13.436	+2.864	24.945	21.907	26.584
5	13:51:18.238	1:10.401	+0.250	25.222	18.156	27.023	10	13:57:18.443	1:10.572		25.313	18.648	26.611
6	13:52:30.392	1:12.154	+2.003	26.047	18.461	27.646	(304) Alexander TSVETANOS						
7	13:53:41.101	1:10.709	+0.558	25.227	18.305	27.177	1	13:46:32.616	1:17.850	+7.371	28.769	20.690	28.391
8	13:54:51.617	1:10.516	+0.365	25.525	18.444	26.547	2	13:47:45.718	1:13.102	+2.623	26.667	18.676	27.759
9	13:56:01.768	1:10.151		25.169	18.215	26.767	3	13:49:03.534	1:17.816	+7.337	31.089	18.785	27.942
10	13:57:12.520	1:10.752	+0.601	25.619	18.292	26.841	4	13:50:14.770	1:11.236	+0.757	25.568	18.247	27.421
(237) Sten Dorian PIIRIMAGI							5	13:51:25.385	1:10.615	+0.136	25.563	18.296	26.756
1	13:46:30.956	1:16.734	+6.575	28.617	20.715	27.402	6	13:52:35.964	1:10.579	+0.100	25.359	18.328	26.892
2	13:47:44.305	1:13.349	+3.190	26.305	19.001	28.043	7	13:53:46.956	1:10.992	+0.513	25.515	18.447	27.030
3	13:48:57.759	1:13.454	+3.295	26.872	18.743	27.839	8	13:54:58.379	1:11.423	+0.944	25.623	18.618	27.182
4	13:50:08.864	1:11.105	+0.946	25.766	18.175	27.164	9	13:56:08.858	1:10.479		25.717	18.077	26.685
							10	13:57:19.396	1:10.538	+0.059	25.289	17.969	27.280



Rotax Euro Challenge 2013 Laghi / Italy

Rotax Seniors

Laghi / Italy 1,256 Km

RACE 10 Qualifying Heat 6 A-C

2013-05-25 13:40

Race (10 Laps) started at 13:45:11

Lap	Time of Day	Lap Tm	Diff	S1 Tm	S2 Tm	S3 Tm
(274) Andrea ZEMIN						
1	13:46:32.009	1:17.727	+6.592	28.960	21.006	27.761
2	13:47:44.237	1:12.228	+1.093	25.820	18.820	27.588
3	13:49:01.482	1:17.245	+6.110	31.732	18.510	27.003
4	13:50:18.917	1:17.435	+6.300	31.899	18.589	26.947
5	13:51:35.325	1:16.408	+5.273	25.750	18.596	32.062
6	13:52:46.784	1:11.459	+0.324	25.710	18.676	27.073
7	13:53:57.919	1:11.135		25.460	18.457	27.218
8	13:55:09.489	1:11.570	+0.435	25.618	18.810	27.142
9	13:56:21.115	1:11.626	+0.491	25.785	18.554	27.287
10	13:57:33.461	1:12.346	+1.211	25.918	18.804	27.624

Lap	Time of Day	Lap Tm	Diff	S1 Tm	S2 Tm	S3 Tm
3	13:49:08.603	1:25.636	+12.855	35.487	21.385	28.764
4	13:50:23.518	1:14.915	+2.134	26.695	19.875	28.345
(300) Lorenzo SCATIGNA						
1	13:46:29.333	1:15.483	+2.696	28.751	19.146	27.586
2	13:47:42.120	1:12.787		25.674	19.860	27.253

(309) Zachary CLAMAN DE MELO						
1	13:47:00.530	1:47.821	+37.935	27.409	52.302	28.110
2	13:48:14.106	1:13.576	+3.690	25.142	20.889	27.545
3	13:49:25.845	1:11.739	+1.853	25.713	19.060	26.966
4	13:50:36.781	1:10.936	+1.050	25.388	18.830	26.718
5	13:51:47.145	1:10.364	+0.478	25.030	18.656	26.678
6	13:52:57.269	1:10.124	+0.238	25.178	18.524	26.422
7	13:54:07.155	1:09.886		25.140	18.351	26.395
8	13:55:17.527	1:10.372	+0.486	25.018	18.404	26.950
9	13:56:27.994	1:10.467	+0.581	25.389	18.437	26.641
10	13:57:37.974	1:09.980	+0.094	25.092	18.422	26.466

(227) Ryo HIROOKA						
1	13:46:27.168	1:15.024	+4.629	27.683	19.474	27.867
2	13:47:41.773	1:14.605	+4.210	27.703	19.090	27.812
3	13:49:02.480	1:20.707	+10.312	34.840	18.475	27.392
4	13:50:15.349	1:12.869	+2.474	25.276	18.713	28.880
5	13:51:32.482	1:17.133	+6.738	31.323	18.217	27.593
6	13:52:54.366	1:21.884	+11.489	25.470	29.237	27.177
7	13:54:06.681	1:12.315	+1.920	25.711	18.140	28.464
8	13:55:17.846	1:11.165	+0.770	25.146	18.310	27.709
9	13:56:29.369	1:11.523	+1.128	25.604	18.555	27.364
10	13:57:39.764	1:10.395		25.514	18.263	26.618

(301) Filippo LAGHI						
1	13:47:14.995	2:02.261	+52.302			29.166
2	13:48:25.478	1:10.483	+0.524	25.161	18.361	26.961
3	13:49:38.567	1:13.089	+3.130	25.419	20.403	27.267
4	13:50:51.432	1:12.865	+2.906	24.823	20.882	27.160
5	13:52:01.391	1:09.959		24.922	18.211	26.826
6	13:53:12.073	1:10.682	+0.723	25.079	18.447	27.156
7	13:54:23.101	1:11.028	+1.069	24.841	18.685	27.502
8	13:55:33.868	1:10.767	+0.808	25.751	18.184	26.832
9	13:56:46.382	1:12.514	+2.555	25.437	19.743	27.334

(259) Max RENBERG						
1	13:46:29.008	1:15.606	+5.909	28.819	19.444	27.343
2	13:47:41.968	1:12.960	+3.263	25.908	19.326	27.726
3	13:48:53.900	1:11.932	+2.235	25.666	19.124	27.142
4	13:50:05.858	1:11.958	+2.261	26.770	18.428	26.760
5	13:51:16.020	1:10.162	+0.465	25.540	18.114	26.508
6	13:52:26.065	1:10.045	+0.348	25.355	18.180	26.510
7	13:53:35.762	1:09.697		25.253	17.921	26.523

(279) Luke VARLEY						
1	13:46:26.544	1:13.956	+0.999	28.134	19.242	26.580
2	13:47:39.501	1:12.957		25.908	18.394	28.655
3	13:48:54.054	1:14.553	+1.596	25.591	18.317	30.645
4	13:50:20.538	1:26.484	+13.527	29.793	22.795	33.896

(244) Alfredo ZABALZA						
1	13:46:30.186	1:16.610	+3.829	27.889	20.335	28.386
2	13:47:42.967	1:12.781		26.423	19.128	27.230



Rotax Euro Challenge 2013 Laghi / Italy

Rotax Seniors

Laghi / Italy 1,256 Km

RACE 15 Qualifying Heat 7 B-E -NEW 2-

2013-05-25 15:20

Race (10 Laps) started at 15:24:08

Pos	No.	Name	Nat.	Chassis	Race Team	Laps	Total Tm	Diff	Best Tm	In Lap	km/h	Points
1	297	Max VERSTAPPEN	ITA	CRG	CRG SPA	10	11:33.294		1:08.762	9	65,757	0
2	234	Charlie EASTWOOD	IRL	Tonykart	Strawberry Racing	10	11:33.977	0.683	1:08.655	8	65,860	2
3	283	Joey VAN SPLUNTEREN	NLD	Gillard	DFK Racing Team	10	11:37.095	3.801	1:08.666	6	65,849	3
4	270	Oliver MYERS	GBR	Tonykart	Coles Racing	10	11:37.777	4.483	1:08.616	6	65,897	4
5	208	Jiri FORMAN	CZE	Tonykart	Protrain Racing	10	11:40.369	7.075	1:09.002	6	65,529	5
6	231	Pierce LEHANE	AUS	Alonso	Dan Holland Racing	10	11:40.562	7.268	1:08.863	4	65,661	6
7	267	Michael COOL	BEL	Tonykart	Bouvin Power	10	11:43.819	10.525	1:09.505	3	65,054	7
8	228	Eugene DENYSSEN	ZAF	Alonso	Dan Holland Racing	10	11:44.697	11.403	1:09.530	5	65,031	8
9	248	Juuso PYKALAINEN	FIN	Tonykart	MPT Racing	10	11:45.042	11.748	1:09.386	9	65,166	9
10	264	Jules COUSIN	FRA	FA Kart	DSS Kart	10	11:46.728	13.434	1:09.385	6	65,167	10
11	214	Petr BEZEL	CZE	MS Kart	MS Kart Racing Team	10	11:47.755	14.461	1:08.431	10	66,075	11
12	250	Lennert VAN BOGAERT	BEL	Sodi	WINMAX Team	10	11:49.416	16.122	1:09.625	10	64,942	12
13	308	Nikolaj ROGIVUE	CHE	Birel	Spirit Racing	10	11:50.358	17.064	1:09.763	6	64,814	13
14	276	Martin HENCKEL MORTENS	DNK	Tonykart	RS Competition	10	11:50.815	17.521	1:08.866	5	65,658	14
15	246	David RYCHTAR	CZE	Birel	Gregor Racing	10	11:50.875	17.581	1:09.509	8	65,051	15
16	226	Jessica BACKMAN	SWE	Tonykart	Strawberry Racing	10	11:55.853	22.559	1:09.924	5	64,664	16
17	245	Berat TURKER	TUR	Formula K	Formula K UK	10	11:57.091	23.797	1:09.548	8	65,014	17
18	298	Felice TIENE	ITA	CRG	CRG SPA	10	11:58.797	25.503	1:09.838	9	64,744	18
19	299	Marc GONZALEZ	ESP	Kosmic	Binakart	10	11:59.768	26.474	1:09.992	5	64,602	19
20	207	Bas DE LAAT	NLD	Gillard	PDB Kart Racing	10	12:00.791	27.497	1:08.961	9	65,567	20
21	230	Fazio FRANSEN	NLD	CRG	CRG Holland	10	12:03.918	30.624	1:10.163	5	64,444	21
22	295	Nicholas LEVA	FIN	Formula K	FK Racing Team AB Ltd	10	12:04.625	31.331	1:09.898	10	64,689	22
23	293	Henrique BAPTISTA	PRT	Kosmic	Paul Carr Racing	10	12:04.637	31.343	1:09.178	6	65,362	23
24	242	Lukasz BARTOSZUK	POL	Tonykart	Wyrzykowski Motorsport	10	12:08.273	34.979	1:10.261	5	64,354	24
25	296	Jeremie LESOUDIER	FRA	FA	DSS	10	12:08.407	35.113	1:10.737	2	63,921	25
26	261	Aggelos MALANDRINOS	GRC	Tonykart	A M Racing Kart Team	10	12:09.268	35.974	1:11.058	4	63,633	26
27	268	Cecile MARTINI	FRA	Sodikart	Martini Racing Kart	10	12:13.250	39.956	1:11.326	5	63,393	27
28	307	Celine HOLDERBAUM	ESP	Kosmic	Binakart	5	6:07.072	5 Laps	1:10.106	5	64,497	28
29	251	Alberto LA GALA	ITA	Energy	FK Racing Team AB Ltd					0	-	29
Not classified												
DQ	303	Carlo BORGHESE	ITA	RK	Laudato Racing Team	10	12:04.019	DQ	1:09.981	2	64,612	33

Announcements

These results are provisional until the conclusion of any judicial and technical matters

Started: 30 Classified: 29 Not classified: 1

No. 295 time penalty 10 sec. / reason unfair driving

No. 303 excluded from heat B-E / reason technical non conformity

Margin of Victory	Ø km/h	Best Lap Tm	km/h	Best Lap by
0.683	65,219	1:08.431	66,075	214 - Petr BEZEL

Official Timing www.camp-company.de / www.motorsport-events.se

Orbits

Timekeeping Ingrid and Meik Wagner:

Clerk of the course Nigel Edwards:

www.mylaps.com

Steward (Chairman) Ian Watson:

Chief Scrutineer Paul Klaassen:

Licensed to: Motorsport Events

Printed: 2013-05-25 16:53:48

posted at:

h



Rotax Euro Challenge 2013 Laghi / Italy

Rotax Seniors

Laghi / Italy 1,256 Km

RACE 15 Qualifying Heat 7 B-E

2013-05-25 15:20

Race (10 Laps) started at 15:24:08

Lap	Time of Day	Lap Tm	Diff	S1 Tm	S2 Tm	S3 Tm	Lap	Time of Day	Lap Tm	Diff	S1 Tm	S2 Tm	S3 Tm
(297) Max VERSTAPPEN							5	15:30:00.453	1:09.149	+0.286	24.816	17.884	26.449
1	15:25:20.159	1:11.811	+3.049	26.711	18.485	26.615	6	15:31:09.460	1:09.007	+0.144	24.731	17.974	26.302
2	15:26:29.339	1:09.180	+0.418	24.578	17.883	26.719	7	15:32:18.331	1:08.871	+0.008	24.712	17.788	26.371
3	15:27:38.469	1:09.130	+0.368	25.250	17.791	26.089	8	15:33:28.463	1:10.132	+1.269	25.056	18.584	26.492
4	15:28:47.647	1:09.178	+0.416	24.995	17.900	26.283	9	15:34:38.265	1:09.802	+0.939	25.396	17.915	26.491
5	15:29:56.959	1:09.312	+0.550	25.079	17.978	26.255	10	15:35:48.822	1:10.557	+1.694	25.134	17.870	27.553
6	15:31:05.829	1:08.870	+0.108	24.900	17.834	26.136	(267) Michael COOL						
7	15:32:14.636	1:08.807	+0.045	24.865	17.871	26.071	1	15:25:23.858	1:13.726	+4.221	27.125	19.463	27.138
8	15:33:23.431	1:08.795	+0.033	24.949	17.898	25.948	2	15:26:34.682	1:10.824	+1.319	25.676	18.056	27.092
9	15:34:32.193	1:08.762		24.903	17.815	26.044	3	15:27:44.187	1:09.505		25.058	18.019	26.428
10	15:35:41.554	1:09.361	+0.599	24.864	17.723	26.774	4	15:28:53.776	1:09.589	+0.084	25.025	18.046	26.518
(234) Charlie EASTWOOD							5	15:30:03.592	1:09.816	+0.311	24.951	18.265	26.600
1	15:25:18.974	1:10.584	+1.929	25.957	18.489	26.138	6	15:31:13.103	1:09.511	+0.006	24.951	17.974	26.586
2	15:26:29.037	1:10.063	+1.408	24.918	18.040	27.105	7	15:32:22.860	1:09.757	+0.252	25.190	18.005	26.562
3	15:27:38.034	1:08.997	+0.342	24.668	17.997	26.332	8	15:33:32.719	1:09.859	+0.354	25.100	18.232	26.527
4	15:28:47.953	1:09.919	+1.264	25.087	17.900	26.932	9	15:34:42.442	1:09.723	+0.218	25.134	17.880	26.709
5	15:29:57.427	1:09.474	+0.819	25.153	18.014	26.307	10	15:35:52.079	1:09.637	+0.132	25.178	17.995	26.464
6	15:31:06.409	1:08.982	+0.327	24.810	17.932	26.240	(228) Eugene DENYSSEN						
7	15:32:15.355	1:08.946	+0.291	24.878	17.999	26.069	1	15:25:22.180	1:13.858	+4.328	26.845	20.005	27.008
8	15:33:24.010	1:08.655		24.870	17.959	25.826	2	15:26:32.827	1:10.647	+1.117	25.164	17.970	27.513
9	15:34:32.737	1:08.727	+0.072	24.778	17.951	25.998	3	15:27:43.464	1:10.637	+1.107	25.812	17.985	26.840
10	15:35:42.237	1:09.500	+0.845	24.813	17.808	26.879	4	15:28:53.343	1:09.879	+0.349	25.153	18.095	26.631
(283) Joey VAN SPLUNTEREN							5	15:30:02.873	1:09.530		25.047	18.139	26.344
1	15:25:21.261	1:11.702	+3.036	26.634	18.320	26.748	6	15:31:13.044	1:10.171	+0.641	25.355	17.962	26.854
2	15:26:32.271	1:11.010	+2.344	25.207	18.182	27.621	7	15:32:23.428	1:10.384	+0.854	25.581	18.037	26.766
3	15:27:41.928	1:09.657	+0.991	25.151	17.925	26.581	8	15:33:33.108	1:09.680	+0.150	25.122	18.105	26.453
4	15:28:50.632	1:08.704	+0.038	24.787	17.902	26.015	9	15:34:43.076	1:09.968	+0.438	25.152	18.149	26.667
5	15:29:59.663	1:09.031	+0.365	24.800	17.945	26.286	10	15:35:52.957	1:09.881	+0.351	25.016	18.272	26.593
6	15:31:08.329	1:08.666		24.546	17.827	26.293	(248) Juuso PYKALAINEN						
7	15:32:17.895	1:09.566	+0.900	24.766	18.171	26.629	1	15:25:24.101	1:14.882	+5.496	27.893	19.720	27.269
8	15:33:27.283	1:09.388	+0.722	24.998	18.265	26.125	2	15:26:35.623	1:11.522	+2.136	25.626	18.733	27.163
9	15:34:36.235	1:08.952	+0.286	24.681	17.949	26.322	3	15:27:45.329	1:09.706	+0.320	25.038	17.794	26.874
10	15:35:45.355	1:09.120	+0.454	24.736	18.006	26.378	4	15:28:54.833	1:09.504	+0.118	25.073	17.815	26.616
(270) Oliver MYERS							5	15:30:05.037	1:10.204	+0.818	25.266	18.329	26.609
1	15:25:21.757	1:13.238	+4.622	26.789	19.544	26.905	6	15:31:14.534	1:09.497	+0.111	24.788	17.998	26.711
2	15:26:32.203	1:10.446	+1.830	24.801	18.381	27.264	7	15:32:24.593	1:10.059	+0.673	25.180	18.244	26.635
3	15:27:42.743	1:10.540	+1.924	25.390	18.167	26.983	8	15:33:34.064	1:09.471	+0.085	25.318	17.957	26.196
4	15:28:52.078	1:09.335	+0.719	24.669	18.129	26.537	9	15:34:43.450	1:09.386		24.894	18.068	26.424
5	15:30:01.276	1:09.198	+0.582	24.538	18.042	26.618	10	15:35:53.302	1:09.852	+0.466	25.212	18.039	26.601
6	15:31:09.892	1:08.616		24.503	17.986	26.127	(264) Jules COUSIN						
7	15:32:18.666	1:08.774	+0.158	24.526	18.035	26.213	1	15:25:23.704	1:14.877	+5.492	27.548	19.743	27.586
8	15:33:28.216	1:09.550	+0.934	24.861	18.072	26.617	2	15:26:36.645	1:12.941	+3.556	25.729	19.698	27.514
9	15:34:37.406	1:09.190	+0.574	24.978	18.053	26.159	3	15:27:46.688	1:10.043	+0.658	25.543	17.867	26.633
10	15:35:46.037	1:08.631	+0.015	24.456	18.052	26.123	4	15:28:56.274	1:09.586	+0.201	25.003	18.003	26.580
(208) Jiri FORMAN							5	15:30:05.958	1:09.684	+0.299	25.079	18.038	26.567
1	15:25:20.085	1:11.597	+2.595	26.222	18.657	26.718	6	15:31:15.343	1:09.385		24.976	17.768	26.641
2	15:26:29.688	1:09.603	+0.601	24.961	17.969	26.673	7	15:32:25.123	1:09.780	+0.395	25.138	18.064	26.578
3	15:27:39.515	1:09.827	+0.825	25.080	17.964	26.783	8	15:33:34.730	1:09.607	+0.222	25.177	17.981	26.449
4	15:28:49.201	1:09.686	+0.684	24.759	17.955	26.972	9	15:34:44.801	1:10.071	+0.686	25.042	18.159	26.870
5	15:29:58.783	1:09.582	+0.580	25.255	17.972	26.355	10	15:35:54.988	1:10.187	+0.802	25.001	18.080	27.106
6	15:31:07.785	1:09.002		24.611	17.992	26.399	(214) Petr BEZEL						
7	15:32:17.437	1:09.652	+0.650	24.959	18.148	26.545	1	15:25:23.116	1:14.380	+5.949	28.210	18.961	27.209
8	15:33:28.595	1:11.158	+2.156	25.537	18.283	27.338	2	15:26:31.845	1:08.729	+0.298	24.857	17.674	26.198
9	15:34:38.009	1:09.414	+0.412	24.865	18.036	26.513	3	15:27:50.263	1:18.418	+9.987	25.238	18.346	34.834
10	15:35:48.629	1:10.620	+1.618	25.614	17.906	27.100	4	15:29:00.730	1:10.467	+2.036	25.231	18.501	26.735
(231) Pierce LEHANE							5	15:30:09.539	1:08.809	+0.378	24.716	17.762	26.331
1	15:25:21.089	1:12.829	+3.966	26.358	19.338	27.133	6	15:31:18.712	1:09.173	+0.742	24.764	18.113	26.296
2	15:26:31.483	1:10.394	+1.531	25.025	18.646	26.723	7	15:32:28.077	1:09.365	+0.934	25.095	17.794	26.476
3	15:27:42.441	1:10.958	+2.095	25.382	18.090	27.486	8	15:33:37.258	1:09.181	+0.750	24.647	18.129	26.405
4	15:28:51.304	1:08.863		24.786	17.849	26.228	9	15:34:47.584	1:10.326	+1.895	25.761	17.746	26.819
							10	15:35:56.015	1:08.431		24.439	17.771	26.221



Rotax Euro Challenge 2013 Laghi / Italy

Rotax Seniors

Laghi / Italy 1,256 Km

RACE 15 Qualifying Heat 7 B-E

2013-05-25 15:20

Race (10 Laps) started at 15:24:08

Lap	Time of Day	Lap Tm	Diff	S1 Tm	S2 Tm	S3 Tm
(250) Lennert VAN BOGAERT						
1	15:25:23.811	1:14.423	+4.798	26.881	19.752	27.790
2	15:26:35.758	1:11.947	+2.322	26.165	18.779	27.003
3	15:27:46.944	1:11.186	+1.561	25.974	18.618	26.594
4	15:28:56.860	1:09.916	+0.291	25.328	18.011	26.577
5	15:30:06.729	1:09.869	+0.244	25.126	18.193	26.550
6	15:31:16.573	1:09.844	+0.219	25.113	18.202	26.529
7	15:32:26.306	1:09.733	+0.108	25.058	18.121	26.554
8	15:33:36.148	1:09.842	+0.217	25.163	18.121	26.558
9	15:34:48.051	1:11.903	+2.278	26.223	18.139	27.541
10	15:35:57.676	1:09.625		24.975	18.027	26.623

Lap	Time of Day	Lap Tm	Diff	S1 Tm	S2 Tm	S3 Tm
(308) Nikolaj ROGIVUE						
1	15:25:25.264	1:14.926	+5.163	27.464	19.254	28.208
2	15:26:36.394	1:11.130	+1.367	25.531	18.554	27.045
3	15:27:47.559	1:11.165	+1.402	26.576	17.921	26.668
4	15:28:57.501	1:09.942	+0.179	25.014	18.009	26.919
5	15:30:07.337	1:09.836	+0.073	25.059	18.114	26.663
6	15:31:17.100	1:09.763		24.958	18.110	26.695
7	15:32:27.149	1:10.049	+0.286	25.120	17.966	26.963
8	15:33:37.473	1:10.324	+0.561	24.932	18.382	27.010
9	15:34:48.433	1:10.960	+1.197	25.997	18.061	26.902
10	15:35:58.618	1:10.185	+0.422	25.146	18.142	26.897

Lap	Time of Day	Lap Tm	Diff	S1 Tm	S2 Tm	S3 Tm
(276) Martin HENCKEL MORTENSEN						
1	15:25:24.931	1:16.363	+7.497	26.886	21.672	27.805
2	15:26:35.849	1:10.918	+2.052	25.525	18.524	26.869
3	15:27:45.652	1:09.803	+0.937	25.281	18.037	26.485
4	15:28:54.950	1:09.298	+0.432	24.907	17.993	26.398
5	15:30:03.816	1:08.866		24.827	17.800	26.239
6	15:31:13.970	1:10.154	+1.288	25.097	18.371	26.686
7	15:32:24.518	1:10.548	+1.682	25.314	18.271	26.963
8	15:33:35.852	1:11.334	+2.468	25.420	18.785	27.129
9	15:34:49.395	1:13.543	+4.677	29.217	17.773	26.553
10	15:35:59.075	1:09.680	+0.814	25.227	17.811	26.642

Lap	Time of Day	Lap Tm	Diff	S1 Tm	S2 Tm	S3 Tm
(246) David RYCHTAR						
1	15:25:26.502	1:15.862	+6.353	27.711	20.623	27.528
2	15:26:37.412	1:10.910	+1.401	25.905	18.214	26.791
3	15:27:48.344	1:10.932	+1.423	25.760	18.247	26.925
4	15:28:58.517	1:10.173	+0.664	25.174	18.010	26.989
5	15:30:08.420	1:09.903	+0.394	25.271	17.914	26.718
6	15:31:18.200	1:09.780	+0.271	25.063	18.155	26.562
7	15:32:28.733	1:10.533	+1.024	25.816	18.134	26.583
8	15:33:38.242	1:09.509		25.094	17.937	26.478
9	15:34:48.804	1:10.562	+1.053	25.506	18.107	26.949
10	15:35:59.135	1:10.331	+0.822	25.344	17.966	27.021

Lap	Time of Day	Lap Tm	Diff	S1 Tm	S2 Tm	S3 Tm
(295) Nicholas LEVA						
1	15:25:25.970	1:15.962	+6.064	27.412	19.805	28.745
2	15:26:38.815	1:12.845	+2.947	26.286	18.884	27.675
3	15:27:50.145	1:11.330	+1.432	25.989	18.544	26.797
4	15:29:01.607	1:11.462	+1.564	25.551	18.702	27.209
5	15:30:11.634	1:10.027	+0.129	25.238	18.210	26.579
6	15:31:22.247	1:10.613	+0.715	25.277	18.671	26.665
7	15:32:32.752	1:10.505	+0.607	25.459	18.265	26.781
8	15:33:42.800	1:10.048	+0.150	25.117	18.308	26.623
9	15:34:52.987	1:10.187	+0.289	25.378	18.193	26.616
10	15:36:02.885	1:09.898		25.026	18.316	26.556

Lap	Time of Day	Lap Tm	Diff	S1 Tm	S2 Tm	S3 Tm
(226) Jessica BACKMAN						
1	15:25:30.484	1:21.830	+11.906	28.167	19.645	34.018
2	15:26:40.757	1:10.273	+0.349	25.044	18.215	27.014
3	15:27:51.973	1:11.216	+1.292	25.455	18.351	27.410
4	15:29:03.164	1:11.191	+1.267	25.794	18.572	26.825

Lap	Time of Day	Lap Tm	Diff	S1 Tm	S2 Tm	S3 Tm
5	15:30:13.088	1:09.924		25.406	18.005	26.513
6	15:31:23.014	1:09.926	+0.002	25.216	18.263	26.447
7	15:32:33.305	1:10.291	+0.367	25.134	18.371	26.786
8	15:33:43.818	1:10.513	+0.589	25.716	18.086	26.711
9	15:34:53.951	1:10.133	+0.209	25.211	18.237	26.685
10	15:36:04.113	1:10.162	+0.238	25.346	18.194	26.622

Lap	Time of Day	Lap Tm	Diff	S1 Tm	S2 Tm	S3 Tm
(245) Berat TURKER						
1	15:25:28.367	1:18.639	+9.091	27.947	23.133	27.559
2	15:26:40.987	1:12.620	+3.072	25.603	18.942	28.075
3	15:27:53.216	1:12.229	+2.681	25.669	19.021	27.539
4	15:29:04.362	1:11.146	+1.598	25.836	18.216	27.094
5	15:30:15.062	1:10.700	+1.152	25.499	18.253	26.948
6	15:31:25.579	1:10.517	+0.969	25.716	18.058	26.743
7	15:32:35.750	1:10.171	+0.623	25.262	18.126	26.783
8	15:33:45.298	1:09.548		24.959	17.867	26.722
9	15:34:55.184	1:09.886	+0.338	25.278	17.940	26.668
10	15:36:05.351	1:10.167	+0.619	25.415	18.078	26.674

Lap	Time of Day	Lap Tm	Diff	S1 Tm	S2 Tm	S3 Tm
(298) Felice TIENE						
1	15:25:23.285	1:14.546	+4.708	27.346	19.393	27.807
2	15:26:35.548	1:12.263	+2.425	26.023	18.886	27.354
3	15:27:53.815	1:18.267	+8.429	33.408	18.116	26.743
4	15:29:05.339	1:11.524	+1.686	25.805	18.291	27.428
5	15:30:15.942	1:10.603	+0.765	25.361	18.297	26.945
6	15:31:26.939	1:10.997	+1.159	25.919	18.295	27.111
7	15:32:36.828	1:09.889	+0.051	25.139	18.102	26.648
8	15:33:47.305	1:10.477	+0.639	25.520	18.121	26.836
9	15:34:57.143	1:09.838		25.160	18.052	26.626
10	15:36:07.057	1:09.914	+0.076	25.329	18.044	26.541

Lap	Time of Day	Lap Tm	Diff	S1 Tm	S2 Tm	S3 Tm
(299) Marc GONZALEZ						
1	15:25:24.680	1:15.763	+5.771	27.687	20.094	27.982
2	15:26:36.809	1:12.129	+2.137	25.831	19.016	27.282
3	15:27:48.737	1:11.928	+1.936	26.999	18.138	26.791
4	15:28:58.897	1:10.160	+0.168	25.153	18.227	26.780
5	15:30:08.889	1:09.992		25.192	18.095	26.705
6	15:31:17.358	1:18.469	+8.477	25.095	18.852	34.522
7	15:32:37.532	1:10.174	+0.182	25.297	18.141	26.736
8	15:33:47.664	1:10.132	+0.140	25.094	18.171	26.867
9	15:34:58.033	1:10.369	+0.377	25.563	18.096	26.710
10	15:36:08.028	1:09.995	+0.003	25.031	18.098	26.866

Lap	Time of Day	Lap Tm	Diff	S1 Tm	S2 Tm	S3 Tm
(207) Bas DE LAAT						
1	15:25:19.613	1:11.181	+2.220	26.270	18.426	26.485
2	15:26:29.315	1:09.702	+0.741	24.712	17.997	26.993
3	15:27:39.699	1:10.384	+1.423	25.740	17.962	26.682
4	15:28:49.334	1:09.635	+0.674	25.111	17.892	26.632
5	15:30:21.301	1:31.967	+23.006	25.214	40.260	26.493
6	15:31:30.693	1:09.392	+0.431	25.045	17.988	26.359
7	15:32:40.739	1:10.046	+1.085	24.928	18.317	26.801
8	15:33:51.039	1:10.300	+1.339	25.020	18.574	26.706
9	15:35:00.000	1:08.961		24.803	17.782	26.376
10	15:36:09.051	1:09.051	+0.090	24.924	17.821	26.306

Lap	Time of Day	Lap Tm	Diff	S1 Tm	S2 Tm	S3 Tm
(230) Fazio FRANSSSEN						
1	15:25:26.471	1:16.956	+6.793	27.503	20.501	28.952
2	15:26:38.511	1:12.040	+1.877	26.245	19.050	26.745
3	15:27:49.602	1:11.091	+0.928	25.458	18.567	27.066
4	15:29:07.710	1:18.108	+7.945	25.216	19.367	33.525
5	15:30:17.873	1:10.163		24.993	18.258	26.912
6	15:31:28.479	1:10.606	+0.443	25.485	17.982	27.139
7	15:32:39.609	1:11.130	+0.967	25.466	18.881	26.783
8	15:33:51.383	1:11.774	+1.611	25.994	18.853	26.927
9	15:35:01.798	1:10.415	+0.252	25.177	18.053	27.185
10	15:36:12.178	1:10.380	+0.217	25.083	18.319	26.978

Timekeeping Ingrid and Meik Wagner:

Clerk of the course Nigel Edwards:

www.mylaps.com

Steward (Chairman) Ian Watson:

Chief Scrutineer Paul Klaassen:

Licensed to: Motorsport Events



Rotax Euro Challenge 2013 Laghi / Italy

Rotax Seniors

Laghi / Italy 1,256 Km

RACE 15 Qualifying Heat 7 B-E

2013-05-25 15:20

Race (10 Laps) started at 15:24:08

Lap	Time of Day	Lap Tm	Diff	S1 Tm	S2 Tm	S3 Tm
(303) Carlo BORGHESE						
1	15:25:33.871	1:23.070	+13.089	27.537	27.990	27.543
2	15:26:43.852	1:09.981		25.103	18.087	26.791
3	15:27:54.563	1:10.711	+0.730	25.195	18.491	27.025
4	15:29:06.118	1:11.555	+1.574	25.318	18.343	27.894
5	15:30:17.217	1:11.099	+1.118	25.999	18.206	26.894
6	15:31:28.662	1:11.445	+1.464	26.326	18.104	27.015
7	15:32:39.526	1:10.864	+0.883	25.272	18.926	26.666
8	15:33:50.979	1:11.453	+1.472	25.772	18.574	27.107
9	15:35:01.474	1:10.495	+0.514	25.189	18.137	27.169
10	15:36:12.279	1:10.805	+0.824	25.270	18.617	26.918

Lap	Time of Day	Lap Tm	Diff	S1 Tm	S2 Tm	S3 Tm
5	15:30:16.922	1:11.326		25.557	18.470	27.299
6	15:31:29.075	1:12.153	+0.827	25.522	18.348	28.283
7	15:32:45.929	1:16.854	+5.528	25.682	23.515	27.657
8	15:33:57.660	1:11.731	+0.405	25.759	18.479	27.493
9	15:35:09.915	1:12.255	+0.929	26.374	18.602	27.279
10	15:36:21.510	1:11.595	+0.269	25.864	18.309	27.422

Lap	Time of Day	Lap Tm	Diff	S1 Tm	S2 Tm	S3 Tm
(307) Celine HOLDERBAUM						
1	15:25:30.766	1:20.147	+10.041	27.495	25.156	27.496
2	15:26:41.331	1:10.565	+0.459	25.373	18.371	26.821
3	15:27:52.663	1:11.332	+1.226	25.602	18.560	27.170
4	15:29:05.226	1:12.563	+2.457	26.604	18.517	27.442
5	15:30:15.332	1:10.106		25.204	18.281	26.621

Lap	Time of Day	Lap Tm	Diff	S1 Tm	S2 Tm	S3 Tm
(293) Henrique BAPTISTA						
1	15:25:32.033	1:22.232	+13.054	28.075	23.828	30.329
2	15:26:41.655	1:09.622	+0.444	25.007	17.955	26.660
3	15:27:52.933	1:11.278	+2.100	25.419	18.730	27.129
4	15:29:12.989	1:20.056	+10.878	25.455	18.616	35.985
5	15:30:22.486	1:09.497	+0.319	25.161	18.029	26.307
6	15:31:31.664	1:09.178		25.047	17.772	26.359
7	15:32:41.459	1:09.795	+0.617	25.385	17.950	26.460
8	15:33:53.211	1:11.752	+2.574	25.863	18.380	27.509
9	15:35:02.942	1:09.731	+0.553	25.245	18.089	26.397
10	15:36:12.897	1:09.955	+0.777	25.134	18.119	26.702

Lap	Time of Day	Lap Tm	Diff	S1 Tm	S2 Tm	S3 Tm
(242) Lukasz BARTOSZUK						
1	15:25:27.184	1:17.557	+7.296	28.786	20.424	28.347
2	15:26:39.049	1:11.865	+1.604	25.768	18.964	27.133
3	15:27:49.732	1:10.683	+0.422	25.460	18.135	27.088
4	15:29:01.241	1:11.509	+1.248	25.356	18.936	27.217
5	15:30:11.502	1:10.261		25.295	18.248	26.718
6	15:31:29.513	1:18.011	+7.750	25.630	18.324	34.057
7	15:32:41.303	1:11.790	+1.529	25.535	19.152	27.103
8	15:33:53.307	1:12.004	+1.743	26.206	18.329	27.469
9	15:35:04.266	1:10.959	+0.698	25.630	18.335	26.994
10	15:36:16.533	1:12.267	+2.006	27.009	18.205	27.053

Lap	Time of Day	Lap Tm	Diff	S1 Tm	S2 Tm	S3 Tm
(296) Jeremie LESOUDIER						
1	15:25:34.178	1:24.702	+13.965	27.385	20.152	37.165
2	15:26:44.915	1:10.737		25.319	18.280	27.138
3	15:27:56.220	1:11.305	+0.568	25.681	18.390	27.234
4	15:29:07.728	1:11.508	+0.771	25.614	18.333	27.561
5	15:30:19.412	1:11.684	+0.947	25.855	18.553	27.276
6	15:31:30.989	1:11.577	+0.840	25.781	18.320	27.476
7	15:32:42.637	1:11.648	+0.911	25.658	18.605	27.385
8	15:33:54.052	1:11.415	+0.678	25.670	18.269	27.476
9	15:35:05.035	1:10.983	+0.246	25.524	18.164	27.295
10	15:36:16.667	1:11.632	+0.895	26.045	18.140	27.447

Lap	Time of Day	Lap Tm	Diff	S1 Tm	S2 Tm	S3 Tm
(261) Aggelos MALANDRINOS						
1	15:25:27.909	1:17.570	+6.512	27.811	21.961	27.798
2	15:26:39.878	1:11.969	+0.911	25.908	18.563	27.498
3	15:27:51.823	1:11.945	+0.887	25.725	18.539	27.681
4	15:29:02.881	1:11.058		25.633	18.380	27.045
5	15:30:14.635	1:11.754	+0.696	26.364	18.398	26.992
6	15:31:27.963	1:13.328	+2.270	26.555	18.555	28.218
7	15:32:40.582	1:12.619	+1.561	25.861	19.417	27.341
8	15:33:52.627	1:12.045	+0.987	26.128	18.449	27.468
9	15:35:04.105	1:11.478	+0.420	25.584	18.537	27.357
10	15:36:17.528	1:13.423	+2.365	27.189	18.926	27.308

Lap	Time of Day	Lap Tm	Diff	S1 Tm	S2 Tm	S3 Tm
(268) Cecile MARTINI						
1	15:25:26.249	1:17.220	+5.894	28.302	20.623	28.295
2	15:26:40.118	1:13.869	+2.543	26.585	19.302	27.982
3	15:27:52.298	1:12.180	+0.854	25.695	18.520	27.965
4	15:29:05.596	1:13.298	+1.972	25.812	19.104	28.382

Timekeeping Ingrid and Meik Wagner:

Clerk of the course Nigel Edwards:

Steward (Chairman) Ian Watson:

Chief Scrutineer Paul Klaassen:

www.mylaps.com

Licensed to: Motorsport Events



Rotax Euro Challenge 2013 Laghi / Italy

Rotax Seniors

Laghi / Italy 1,256 Km

RACE 16 Qualifying Heat 8 A-D

2013-05-25 15:40

Race (10 Laps) started at 15:43:07

Pos	No.	Name	Nat.	Chassis	Race Team	Laps	Total Tm	Diff	Best Tm	In Lap	km/h	Points
1	222	Harry WEBB	GBR	Tonykart	Strawberry Racing	10	11:31.307		1:08.898	8	65,627	0
2	241	Karol DABSKI	POL	Praga	Praga Racing	10	11:36.399	5.092	1:09.406	9	65,147	2
3	255	Ludvig MORIN	SWE	Kosmic	Morin Racing	10	11:36.671	5.364	1:08.802	7	65,719	3
4	260	Charlie TURNER	GBR	Tonykart	Coles Racing	10	11:37.474	6.167	1:09.153	9	65,385	4
5	239	Niklas TIIHONEN	FIN	Formula K	FK Racing Team AB Ltd	10	11:39.590	8.283	1:09.375	9	65,176	5
6	279	Luke VARLEY	GBR	Birel	KMS Hungary	10	11:40.221	8.914	1:08.924	8	65,603	6
7	221	Jan JONCK	DNK	Tonykart	RS Competition	10	11:40.803	9.496	1:09.212	7	65,330	7
8	305	Xavier POZZOLI	FRA	Kosmic	Sonic Racing Kart	10	11:41.563	10.256	1:09.162	6	65,377	8
9	253	Kenny VERMEYLEN	BEL	Tecno	Tecno Kart Racing	10	11:42.109	10.802	1:09.039	6	65,493	9
10	216	Bryan EERDEN	NLD	Gillard	PDB Kart Racing	10	11:43.735	12.428	1:09.158	9	65,381	10
11	266	Connor JUPP	GBR	Alonso	Dan Holland Racing	10	11:48.598	17.291	1:09.421	7	65,133	11
12	217	Maximilian WEINZIERL	AUT	Alonso	Dan Holland Racing	10	11:49.720	18.413	1:09.773	9	64,804	12
13	271	Kristian THORSEN	DNK	Tonykart	RS Competition	10	11:51.154	19.847	1:09.833	6	64,749	13
14	275	Massimo ACETO	ITA	Righetti Ridolf	Gold Kart Racing Team	10	11:51.762	20.455	1:09.440	8	65,115	14
15	284	Antoine LEPESQUEUX	FRA	Sodi	WINMAX Team	10	11:52.258	20.951	1:09.730	10	64,844	15
16	218	Antoine BARTHON	FRA	Formula K	FK Racing Team AB Ltd	10	11:53.951	22.644	1:09.637	7	64,931	16
17	281	Antoni PTAK	USA	Birel	KMS Hungary	10	11:55.573	24.266	1:09.678	6	64,893	17
18	240	Eva BENES	FRA	Kosmic	PKS	10	11:56.001	24.694	1:10.328	10	64,293	18
19	306	Yuto TSUJII	JPN	DR	VPDR	10	11:56.433	25.126	1:09.877	5	64,708	19
20	292	Fabian ERLE	DEU	Maranello	Nees Racing	10	11:58.311	27.004	1:09.739	9	64,836	20
21	288	Riccardo ALBERTI	ITA	Kosmic	Scarpi Racing Team	10	11:58.766	27.459	1:10.585	6	64,059	21
22	219	Sam SCHIPPERS	NLD	FA Kart	Team TKP	10	11:59.482	28.175	1:09.741	7	64,834	22
23	272	Santeri KALLIO	FIN	Formula K	FK Racing Team AB Ltd	10	11:59.492	28.185	1:10.059	7	64,540	23
24	310	Niccolo SCHIRO	ITA	Energy	Energy Racing	10	11:59.691	28.384	1:10.101	6	64,501	24
25	227	Ryo HIROOKA	JPN	Intrepid	Intrepid Driver Program	10	12:00.740	29.433	1:09.896	6	64,690	25
26	235	Petr FULIN	CZE	OK1	OK1 Racing Team	10	12:03.506	32.199	1:09.711	9	64,862	26
27	244	Alfredo ZABALZA	MEX	Kosmic	Paul Carr Racing	10	12:04.269	32.962	1:09.904	8	64,683	27
28	282	Mark FERENCZ	HUN	DR	VPDR	10	12:07.895	36.588	1:10.591	10	64,053	28
29	302	Ippei YAMAMOTO	JPN	Intrepid	Intrepid Driver Program	10	12:12.127	40.820	1:11.134	5	63,565	29
30	202	Edward BRAND	GBR	Intrepid	Intrepid Driver Program	10	12:38.573	1:07.266	1:10.235	7	64,378	30

Not classified

DNS	277	Ameer HASSAN	ARE	FA Kart	Team TKP			DNS		0	-	32
-----	-----	--------------	-----	---------	----------	--	--	-----	--	---	---	----

Announcements

These results are provisional until the conclusion of any judicial and technical matters

No. 279 warning board

Started: 30 Classified: 30 Not classified: 0

Margin of Victory	Ø km/h	Best Lap Tm	km/h	Best Lap by
5.092	65,407	1:08.802	65,719	255 - Ludvig MORIN

Official Timing www.camp-company.de / www.motorsport-events.se

Orbits

Timekeeping Ingrid and Meik Wagner:

Clerk of the course Nigel Edwards:

www.mylaps.com

Steward (Chairman) Ian Watson:

Chief Scrutineer Paul Klaassen:

Licensed to: Motorsport Events

Printed: 2013-05-25 15:56:36

posted at:

h



Rotax Euro Challenge 2013 Laghi / Italy

Rotax Seniors

Laghi / Italy 1,256 Km

RACE 16 Qualifying Heat 8 A-D

2013-05-25 15:40

Race (10 Laps) started at 15:43:07

Lap	Time of Day	Lap Tm	Diff	S1 Tm	S2 Tm	S3 Tm	Lap	Time of Day	Lap Tm	Diff	S1 Tm	S2 Tm	S3 Tm							
(222) Harry WEBB																				
1	15:44:16.749	1:09.482	+0.584	25.095	17.986	26.401	5	15:49:01.426	1:10.256	+1.332	26.195	17.701	26.360							
2	15:45:25.876	1:09.127	+0.229	24.751	17.899	26.477	6	15:50:10.405	1:08.979	+0.055	24.863	17.718	26.398							
3	15:46:34.832	1:08.956	+0.058	24.623	17.890	26.443	7	15:51:19.516	1:09.111	+0.187	24.772	17.836	26.503							
4	15:47:43.849	1:09.017	+0.119	24.731	17.910	26.376	8	15:52:28.440	1:08.924		24.731	17.874	26.319							
5	15:48:52.861	1:09.012	+0.114	24.651	17.976	26.385	9	15:53:37.690	1:09.250	+0.326	24.817	17.924	26.509							
6	15:50:01.988	1:09.127	+0.229	24.693	17.955	26.479	10	15:54:47.488	1:09.798	+0.874	25.100	17.995	26.703							
7	15:51:10.988	1:09.000	+0.102	24.570	17.916	26.514	(221) Jan JONCK													
8	15:52:19.886	1:08.898		24.587	17.862	26.449	1	15:44:20.405	1:12.271	+3.059	26.911	18.654	26.706							
9	15:53:29.090	1:09.204	+0.306	24.636	17.989	26.579	2	15:45:31.639	1:11.234	+2.022	26.077	17.993	27.164							
10	15:54:38.574	1:09.484	+0.586	24.588	18.111	26.785	3	15:46:41.855	1:10.216	+1.004	24.931	18.254	27.031							
(241) Karol DABSKI																				
1	15:44:17.456	1:09.870	+0.464	25.216	18.027	26.627	4	15:47:51.716	1:09.861	+0.649	24.981	17.908	26.972							
2	15:45:27.197	1:09.741	+0.335	24.961	18.004	26.776	5	15:49:01.311	1:09.595	+0.383	25.176	17.667	26.752							
3	15:46:36.715	1:09.518	+0.112	25.088	18.012	26.418	6	15:50:10.903	1:09.592	+0.380	25.218	17.790	26.584							
4	15:47:46.140	1:09.425	+0.019	24.893	17.957	26.575	7	15:51:20.115	1:09.212		24.797	17.919	26.496							
5	15:48:55.693	1:09.553	+0.147	24.989	17.995	26.569	8	15:52:29.355	1:09.240	+0.028	24.905	17.802	26.533							
6	15:50:05.325	1:09.632	+0.226	24.954	18.055	26.623	9	15:53:38.723	1:09.368	+0.156	24.837	17.948	26.583							
7	15:51:14.855	1:09.530	+0.124	24.929	18.002	26.599	10	15:54:48.070	1:09.347	+0.135	24.902	17.797	26.648							
8	15:52:24.355	1:09.500	+0.094	25.000	18.034	26.466	(305) Xavier POZZOLI													
9	15:53:33.761	1:09.406		25.022	17.861	26.523	1	15:44:20.243	1:12.193	+3.031	26.291	18.751	27.151							
10	15:54:43.666	1:09.905	+0.499	24.964	18.034	26.907	2	15:45:31.388	1:11.145	+1.983	25.766	17.824	27.555							
(255) Ludvig MORIN																				
1	15:44:20.843	1:12.308	+3.506	26.842	18.819	26.647	3	15:46:41.058	1:09.670	+0.508	24.813	18.501	26.356							
2	15:45:31.035	1:10.192	+1.390	25.568	17.691	26.933	4	15:47:51.054	1:09.996	+0.834	25.013	17.867	27.116							
3	15:46:39.993	1:08.958	+0.156	24.651	17.949	26.358	5	15:49:02.271	1:11.217	+2.055	26.545	17.938	26.734							
4	15:47:48.906	1:08.913	+0.111	24.669	17.838	26.406	6	15:50:11.433	1:09.162		24.831	17.896	26.435							
5	15:48:58.241	1:09.335	+0.533	25.210	17.911	26.214	7	15:51:20.621	1:09.188	+0.026	24.884	17.917	26.387							
6	15:50:07.406	1:09.165	+0.363	24.967	17.936	26.262	8	15:52:29.901	1:09.280	+0.118	24.885	17.972	26.423							
7	15:51:16.208	1:08.802		24.842	17.932	26.028	9	15:53:39.119	1:09.218	+0.056	25.065	17.867	26.286							
8	15:52:25.401	1:09.193	+0.391	24.946	17.788	26.459	10	15:54:48.830	1:09.711	+0.549	25.036	17.924	26.751							
9	15:53:34.661	1:09.260	+0.458	24.942	17.797	26.521	(253) Kenny VERMEYLEN													
10	15:54:43.938	1:09.277	+0.475	24.796	17.818	26.663	1	15:44:22.517	1:13.351	+4.312	27.073	18.920	27.358							
(260) Charlie TURNER																				
1	15:44:19.735	1:11.699	+2.546	26.420	18.537	26.742	2	15:45:33.109	1:10.592	+1.553	25.666	18.153	26.773							
2	15:45:29.484	1:09.749	+0.596	25.002	18.169	26.578	3	15:46:44.376	1:11.267	+2.228	25.358	18.437	27.472							
3	15:46:38.703	1:09.219	+0.066	24.948	17.906	26.365	4	15:47:53.845	1:09.469	+0.430	25.152	17.813	26.504							
4	15:47:48.132	1:09.429	+0.276	24.979	17.966	26.484	5	15:49:03.283	1:09.438	+0.399	24.826	17.996	26.616							
5	15:48:57.769	1:09.637	+0.484	25.079	17.952	26.606	6	15:50:12.322	1:09.039		24.641	18.004	26.394							
6	15:50:07.076	1:09.307	+0.154	24.936	17.935	26.436	7	15:51:21.551	1:09.229	+0.190	24.799	17.973	26.457							
7	15:51:16.996	1:09.920	+0.767	25.571	17.847	26.502	8	15:52:30.884	1:09.333	+0.294	24.832	17.948	26.553							
8	15:52:26.269	1:09.273	+0.120	24.922	17.926	26.425	9	15:53:40.242	1:09.358	+0.319	24.927	17.964	26.467							
9	15:53:35.422	1:09.153		24.979	17.891	26.283	10	15:54:49.376	1:09.134	+0.095	24.842	17.916	26.376							
10	15:54:44.741	1:09.319	+0.166	24.971	17.923	26.425	(216) Bryan EERDEN													
(239) Niklas TIHONEN																				
1	15:44:19.400	1:11.463	+2.088	26.173	18.412	26.878	1	15:44:23.615	1:14.780	+5.622	27.710	19.942	27.128							
2	15:45:28.881	1:09.481	+0.106	25.085	18.045	26.351	2	15:45:34.234	1:10.619	+1.461	25.333	18.715	26.571							
3	15:46:38.506	1:09.625	+0.250	24.864	18.118	26.643	3	15:46:44.331	1:10.097	+0.939	24.910	18.124	27.063							
4	15:47:48.552	1:10.046	+0.671	24.819	18.038	27.189	4	15:47:54.588	1:10.257	+1.099	26.006	18.094	26.157							
5	15:48:59.078	1:10.526	+1.151	25.099	18.156	27.271	5	15:49:03.857	1:09.269	+0.111	25.036	17.980	26.253							
6	15:50:08.751	1:09.673	+0.298	24.905	18.066	26.702	6	15:50:13.731	1:09.874	+0.716	25.400	18.227	26.247							
7	15:51:18.299	1:09.548	+0.173	24.996	17.896	26.656	7	15:51:23.389	1:09.658	+0.500	25.083	18.537	26.038							
8	15:52:27.917	1:09.618	+0.243	25.028	18.014	26.576	8	15:52:32.673	1:09.284	+0.126	24.843	18.288	26.153							
9	15:53:37.292	1:09.375		25.005	17.976	26.394	9	15:53:41.831	1:09.158		24.843	17.930	26.385							
10	15:54:46.857	1:09.565	+0.190	25.094	17.847	26.624	10	15:54:51.002	1:09.171	+0.013	24.827	18.119	26.225							
(279) Luke VARLEY																				
1	15:44:22.420	1:13.687	+4.763	27.408	18.709	27.570	(266) Connor JUPP													
2	15:45:32.325	1:09.905	+0.981	25.260	17.946	26.699	1	15:44:25.908	1:15.147	+5.726	27.353	20.045	27.749							
3	15:46:41.459	1:09.134	+0.210	24.886	17.927	26.321	2	15:45:36.357	1:10.449	+1.028	24.942	18.170	27.337							
4	15:47:51.170	1:09.711	+0.787	24.919	17.865	26.927	3	15:46:46.694	1:10.337	+0.916	25.361	18.249	26.727							
(221) Jan JONCK																				
1	15:44:20.405	1:12.271	+3.059	26.911	18.654	26.706	4	15:47:56.961	1:10.267	+0.846	25.449	17.937	26.881							
2	15:45:31.639	1:11.234	+2.022	26.077	17.993	27.164	5	15:49:06.952	1:09.991	+0.570	25.555	17.945	26.491							
3	15:46:41.855	1:10.216	+1.004	24.931	18.254	27.031	6	15:50:16.380	1:09.428	+0.007	24.972	17.943	26.513							
4	15:47:51.716	1:09.861	+0.649	24.981	17.908	26.972	7	15:51:25.801	1:09.421		24.990	17.816	26.615							
5	15:49:01.311	1:09.595	+0.383	25.176	17.667	26.752	8	15:52:35.553	1:09.752	+0.331	25.241	17.901	26.610							
6	15:50:10.903	1:09.592	+0.380	25.218	17.790	26.584	9	15:53:45.163	1:09.610	+0.189	25.035	17.892	26.683							
7	15:51:20.115	1:09.212		24.797	17.919	26.496	10	15:54:55.865	1:10.702	+1.281	25.171	18.395	27.136							
8	15:52:29.355	1:09.240	+0.028	24.905	17.802	26.533	(253) Kenny VERMEYLEN													
9	15:53:38.723	1:09.368	+0.156	24.837	17.948	26.583	1	15:44:20.243	1:12.193	+3.031	26.291	18.751	27.151							
10	15:54:48.070	1:09.347	+0.135	24.902	17.797	26.648	2	15:45:31.388	1:11.145	+1.983	25.766	17.824	27.555							
(305) Xavier POZZOLI																				
1	15:44:20.243	1:12.193	+3.031	26.291	18.751	27.151	3	15:46:41.058	1:09.670	+0.508	24.813	18.501	26.356							
2	15:45:31.388	1:11.145	+1.983	25.766	17.824	27.555	4	15:47:51.054	1:09.996	+0.834	25.013	17.867	27.116							
3	15:46:41.058	1:09.670	+0.508	24.813	18.501	26.356	5	15:49:02.271	1:11.217	+2.055	26.545	17.938	26.734							
4	15:47:51.054	1:09.996	+0.834	25.013	17.867	27.116	6	15:50:11.433	1:09.162		24.831	17.896	26.435							
5	15:49:02.271	1:11.217	+2.055	26.545	17.938	26.734	7	15:51:20.621	1:09.188	+0.026	24.884	17.917	26.387							
6	15:50:11.433	1:09.162		24.831	17.896	26.435	8	15:52:29.901	1:09.280	+0.118	24.885	17.972	26.423							
7	15:51:20.621	1:09.188	+0.026	24.884	17.917	26.387	9	15:53:39.119	1											



Rotax Euro Challenge 2013 Laghi / Italy

Rotax Seniors

Laghi / Italy 1,256 Km

RACE 16 Qualifying Heat 8 A-D

2013-05-25 15:40

Race (10 Laps) started at 15:43:07

Lap	Time of Day	Lap Tm	Diff	S1 Tm	S2 Tm	S3 Tm	Lap	Time of Day	Lap Tm	Diff	S1 Tm	S2 Tm	S3 Tm
(217) Maximilian WEINZIERL							(240) Eva BENES						
1	15:44:21.507	1:12.945	+3.172	26.647	19.190	27.108	5	15:49:09.695	1:10.017	+0.339	25.098	17.909	27.010
2	15:45:31.847	1:10.340	+0.567	25.214	18.150	26.976	6	15:50:19.373	1:09.678		25.132	18.051	26.495
3	15:46:42.570	1:10.723	+0.950	25.871	18.226	26.626	7	15:51:32.172	1:12.799	+3.121	25.237	21.010	26.552
4	15:47:52.597	1:10.027	+0.254	25.287	18.122	26.618	8	15:52:42.339	1:10.167	+0.489	25.457	18.073	26.637
5	15:49:03.413	1:10.816	+1.043	25.407	18.184	27.225	9	15:53:52.428	1:10.089	+0.411	25.371	18.060	26.658
6	15:50:13.818	1:10.405	+0.632	25.297	18.202	26.906	10	15:55:02.840	1:10.412	+0.734	25.234	18.177	27.001
7	15:51:25.661	1:11.843	+2.070	25.041	18.368	28.434	(241) Kristian THORSEN						
8	15:52:37.252	1:11.591	+1.818	25.805	18.892	26.894	1	15:44:24.250	1:15.319	+5.486	27.893	19.804	27.622
9	15:53:47.025	1:09.773		25.116	18.148	26.509	2	15:45:35.016	1:10.766	+0.933	25.281	18.469	27.016
10	15:54:56.987	1:09.962	+0.189	25.179	18.284	26.499	3	15:46:47.103	1:12.087	+2.254	25.836	18.603	27.648
(271) Kristian THORSEN							4	15:47:57.702	1:10.599	+0.766	25.653	18.260	26.686
1	15:44:24.250	1:15.319	+5.486	27.893	19.804	27.622	5	15:49:07.874	1:10.172	+0.339	25.504	18.102	26.566
2	15:45:35.016	1:10.766	+0.933	25.281	18.469	27.016	6	15:50:17.707	1:09.833		25.106	18.003	26.724
3	15:46:47.103	1:12.087	+2.254	25.836	18.603	27.648	7	15:51:27.734	1:10.027	+0.194	25.531	18.009	26.487
4	15:47:57.702	1:10.599	+0.766	25.653	18.260	26.686	8	15:52:37.753	1:10.019	+0.186	25.113	18.025	26.881
5	15:49:07.874	1:10.172	+0.339	25.504	18.102	26.566	9	15:53:48.058	1:10.305	+0.472	25.498	18.161	26.646
6	15:50:17.707	1:09.833		25.106	18.003	26.724	10	15:54:58.421	1:10.363	+0.530	25.504	18.013	26.846
7	15:51:27.734	1:10.027	+0.194	25.531	18.009	26.487	(275) Massimo ACETO						
8	15:52:37.753	1:10.019	+0.186	25.113	18.025	26.881	1	15:44:26.263	1:16.233	+6.793	27.919	19.433	28.881
9	15:53:48.058	1:10.305	+0.472	25.498	18.161	26.646	2	15:45:36.300	1:10.037	+0.597	25.034	18.448	26.555
10	15:54:58.421	1:10.363	+0.530	25.504	18.013	26.846	3	15:46:47.425	1:11.125	+1.685	25.924	18.498	26.703
(306) Yuto TSUJII							4	15:47:58.575	1:11.150	+1.710	25.970	18.776	26.404
1	15:44:27.319	1:17.979	+8.102	29.873	19.383	28.723	5	15:49:08.773	1:10.198	+0.758	25.232	18.096	26.870
2	15:45:40.221	1:12.902	+3.025	25.441	18.762	28.699	6	15:50:18.816	1:10.043	+0.603	25.289	17.989	26.765
3	15:46:50.675	1:10.454	+0.577	25.659	18.144	26.651	7	15:51:29.584	1:10.768	+1.328	25.313	18.084	27.371
4	15:48:00.817	1:10.142	+0.265	25.225	18.021	26.896	8	15:52:39.024	1:09.440		25.045	17.845	26.550
5	15:49:10.694	1:09.877		25.194	17.961	26.722	9	15:53:48.884	1:09.860	+0.420	25.270	17.949	26.641
6	15:50:21.025	1:10.331	+0.454	25.448	18.103	26.780	10	15:54:59.029	1:10.145	+0.705	25.149	17.944	27.052
7	15:51:31.523	1:10.498	+0.621	25.376	18.066	27.056	(292) Fabian ERLE						
8	15:52:42.948	1:11.425	+1.548	26.206	18.268	26.951	1	15:44:28.043	1:17.831	+8.092	28.986	20.684	28.161
9	15:53:53.395	1:10.447	+0.570	25.443	18.245	26.759	2	15:45:40.466	1:12.423	+2.684	26.981	18.212	27.230
10	15:55:03.700	1:10.305	+0.428	25.281	18.188	26.836	3	15:46:52.468	1:12.002	+2.263	26.236	18.185	27.581
(288) Riccardo ALBERTI							4	15:48:03.751	1:11.283	+1.544	25.481	18.177	27.625
1	15:44:26.195	1:16.413	+5.828	28.063	19.692	28.658	5	15:49:13.861	1:10.110	+0.371	25.154	18.230	26.726
2	15:45:38.202	1:12.007	+1.422	25.628	18.871	27.508	6	15:50:23.782	1:09.921	+0.182	24.859	18.209	26.853
3	15:46:49.087	1:10.885	+0.300	25.272	18.479	27.134	7	15:51:34.217	1:10.435	+0.696	25.017	18.285	27.133
4	15:48:00.984	1:11.897	+1.312	25.334	18.956	27.607	8	15:52:45.491	1:11.274	+1.535	25.410	18.210	27.654
5	15:49:12.130	1:11.146	+0.561	25.350	18.320	27.476	9	15:53:55.230	1:09.739		25.046	17.968	26.725
6	15:50:22.715	1:10.585		25.162	18.329	27.094	10	15:55:05.578	1:10.348	+0.609	25.649	18.115	26.584
7	15:51:33.453	1:10.738	+0.153	25.101	18.336	27.301	(218) Antoine BARTHON						
8	15:52:44.214	1:10.761	+0.176	25.278	18.431	27.052	1	15:44:29.222	1:20.094	+10.364	27.389	19.274	33.431
9	15:53:54.843	1:10.629	+0.044	25.305	18.213	27.111	2	15:45:39.502	1:10.280	+0.550	25.557	17.932	26.791
10	15:55:06.033	1:11.190	+0.605	25.731	18.146	27.313	3	15:46:49.425	1:09.923	+0.193	25.389	17.960	26.574
(219) Sam SCHIPPERS							4	15:47:59.838	1:10.413	+0.683	25.435	18.112	26.866
1	15:44:27.498	1:18.357	+8.616	28.040	22.885	27.432	5	15:49:09.834	1:09.996	+0.266	25.369	17.937	26.690
2	15:45:39.948	1:12.450	+2.709	25.637	18.493	28.320	6	15:50:19.917	1:10.083	+0.353	25.498	17.984	26.601
3	15:46:52.960	1:13.012	+3.271	25.313	20.855	26.844	7	15:51:30.061	1:10.144	+0.414	25.275	18.053	26.816
4	15:48:03.621	1:10.661	+0.920	25.359	18.339	26.963	8	15:52:39.937	1:09.876	+0.146	25.250	18.005	26.621
5	15:49:15.112	1:11.491	+1.750	25.832	18.589	27.070	9	15:53:49.795	1:09.858	+0.128	25.292	17.965	26.601
6	15:50:24.959	1:09.847	+0.106	25.020	18.032	26.795	10	15:54:59.525	1:09.730		25.203	17.912	26.615
7	15:51:34.700	1:09.741		24.988	17.954	26.799	(281) Antoni PTAK						
8	15:52:46.624	1:11.924	+2.183	25.223	18.074	28.627	1	15:44:26.963	1:16.972	+7.294	28.944	19.955	28.073
9	15:53:56.668	1:10.044	+0.303	25.161	17.916	26.967	2	15:45:36.864	1:09.901	+0.223	25.179	18.234	26.488
10	15:55:06.749	1:10.081	+0.340	24.980	18.068	27.033	3	15:46:47.377	1:10.513	+0.835	25.449	18.196	26.868



Rotax Euro Challenge 2013 Laghi / Italy

Rotax Seniors

Laghi / Italy 1,256 Km

RACE 16 Qualifying Heat 8 A-D

2013-05-25 15:40

Race (10 Laps) started at 15:43:07

Lap	Time of Day	Lap Tm	Diff	S1 Tm	S2 Tm	S3 Tm	Lap	Time of Day	Lap Tm	Diff	S1 Tm	S2 Tm	S3 Tm
(272) Santeri KALLIO							5	15:49:20.495	1:10.772	+0.181	25.314	18.523	26.935
1	15:44:27.320	1:19.048	+8.989	27.736	21.265	30.047	6	15:50:31.376	1:10.881	+0.290	25.199	18.519	27.163
2	15:45:40.310	1:12.990	+2.931	26.291	18.175	28.524	7	15:51:42.711	1:11.335	+0.744	25.695	18.594	27.046
3	15:46:52.211	1:11.901	+1.842	26.012	18.355	27.534	8	15:52:53.778	1:11.067	+0.476	25.228	18.608	27.231
4	15:48:03.190	1:10.979	+0.920	25.397	18.258	27.324	9	15:54:04.571	1:10.793	+0.202	25.302	18.381	27.110
5	15:49:15.488	1:12.298	+2.239	26.452	18.513	27.333	10	15:55:15.162	1:10.591		24.986	18.659	26.946
6	15:50:25.717	1:10.229	+0.170	25.302	18.023	26.904	(302) Ippei YAMAMOTO						
7	15:51:35.776	1:10.059		25.199	18.085	26.775	1	15:44:27.560	1:17.199	+6.065	27.738	21.350	28.111
8	15:52:45.934	1:10.158	+0.099	25.252	17.939	26.967	2	15:45:42.640	1:15.080	+3.946	29.215	18.665	27.200
9	15:53:56.181	1:10.247	+0.188	25.112	18.066	27.069	3	15:46:54.294	1:11.654	+0.520	25.517	18.913	27.224
10	15:55:06.759	1:10.578	+0.519	25.331	17.959	27.288	4	15:48:05.751	1:11.457	+0.323	25.333	19.034	27.090
(310) Niccolo SCHIRO							5	15:49:16.885	1:11.134		25.325	18.607	27.202
1	15:44:27.670	1:16.825	+6.724	26.855	20.373	29.597	6	15:50:28.101	1:11.216	+0.082	25.466	18.410	27.340
2	15:45:40.158	1:12.488	+2.387	26.228	17.955	28.305	7	15:51:43.428	1:15.327	+4.193	26.170	18.729	30.428
3	15:46:51.257	1:11.099	+0.998	25.113	19.201	26.785	8	15:52:56.886	1:13.458	+2.324	25.163	21.120	27.175
4	15:48:02.622	1:11.365	+1.264	26.062	18.456	26.847	9	15:54:08.204	1:11.318	+0.184	25.533	18.490	27.295
5	15:49:15.948	1:13.326	+3.225	25.084	20.574	27.668	10	15:55:19.394	1:11.190	+0.056	25.463	18.554	27.173
6	15:50:26.049	1:10.101		25.077	18.154	26.870	(202) Edward BRAND						
7	15:51:36.177	1:10.128	+0.027	25.129	18.120	26.879	1	15:44:24.298	1:15.813	+5.578	27.383	19.597	28.833
8	15:52:46.539	1:10.362	+0.261	25.075	18.299	26.988	2	15:45:37.637	1:13.339	+3.104	26.037	19.285	28.017
9	15:53:56.804	1:10.265	+0.164	24.820	18.132	27.313	3	15:47:26.496	1:48.859	+38.624	1:02.409	18.277	28.173
10	15:55:06.958	1:10.154	+0.053	25.260	18.121	26.773	4	15:48:38.039	1:11.543	+1.308	26.231	18.451	26.861
(227) Ryo HIROOKA							5	15:49:48.409	1:10.370	+0.135	25.268	18.263	26.839
1	15:44:22.484	1:14.520	+4.624	26.941	19.141	28.438	6	15:50:59.292	1:10.883	+0.648	25.447	18.487	26.949
2	15:45:34.815	1:12.331	+2.435	26.397	18.590	27.344	7	15:52:09.527	1:10.235		25.120	18.240	26.875
3	15:46:45.618	1:10.803	+0.907	25.550	18.252	27.001	8	15:53:21.007	1:11.480	+1.245	25.288	18.650	27.542
4	15:47:56.550	1:10.932	+1.036	25.478	18.146	27.308	9	15:54:33.865	1:12.858	+2.623	25.489	19.615	27.754
5	15:49:08.351	1:11.801	+1.905	25.546	18.491	27.764	10	15:55:45.840	1:11.975	+1.740	25.555	18.823	27.597
6	15:50:18.247	1:09.896		25.223	17.972	26.701	(235) Petr FULIN						
7	15:51:30.633	1:12.386	+2.490	25.473	18.124	28.789	1	15:44:24.557	1:15.166	+5.455	27.887	19.871	27.408
8	15:52:40.916	1:10.283	+0.387	25.406	18.071	26.806	2	15:45:35.189	1:10.632	+0.921	25.617	18.107	26.908
9	15:53:57.554	1:16.638	+6.742	26.011	18.337	32.290	3	15:46:45.803	1:10.614	+0.903	25.540	18.069	27.005
10	15:55:08.007	1:10.453	+0.557	25.494	18.075	26.884	4	15:47:57.285	1:11.482	+1.771	25.678	18.141	27.663
(244) Alfredo ZABALZA							5	15:49:12.440	1:15.155	+5.444	25.422	18.030	31.703
1	15:44:34.633	1:24.938	+15.034	27.348	19.707	37.883	6	15:50:22.962	1:10.522	+0.811	25.438	18.209	26.875
2	15:45:48.276	1:13.643	+3.739	25.136	21.664	26.843	7	15:51:33.626	1:10.664	+0.953	25.410	18.227	27.027
3	15:46:58.188	1:09.912	+0.008	24.908	18.111	26.893	8	15:52:50.694	1:17.068	+7.357	25.581	18.197	33.290
4	15:48:08.605	1:10.417	+0.513	25.141	18.184	27.092	9	15:54:00.405	1:09.711		25.253	17.926	26.532
5	15:49:18.614	1:10.009	+0.105	24.941	18.144	26.924	10	15:55:10.773	1:10.368	+0.657	25.283	17.880	27.205
6	15:50:28.576	1:09.962	+0.058	25.149	18.138	26.675	(282) Mark FERENCZ						
7	15:51:40.985	1:12.409	+2.505	27.601	18.214	26.594	1	15:44:21.692	1:13.990	+3.399	26.306	19.444	28.240
8	15:52:50.889	1:09.904		25.099	18.095	26.710	2	15:45:34.364	1:12.672	+2.081	26.253	18.169	28.250
9	15:54:01.104	1:10.215	+0.311	25.406	18.021	26.788	3	15:46:50.948	1:16.584	+5.993	25.367	18.787	32.430
10	15:55:11.536	1:10.432	+0.528	25.366	18.204	26.862	4	15:48:09.723	1:18.775	+8.184	32.545	18.806	27.424



Rotax Euro Challenge 2013 Laghi / Italy

Rotax Seniors

Laghi / Italy 1,256 Km

RACE 19 Qualifying Heat 9 C-E **-NEW-**

2013-05-25 17:00

Race (10 Laps) started at 17:02:54

Pos	No.	Name	Nat.	Chassis	Race Team	Laps	Total Tm	Diff	Best Tm	In Lap	km/h	Points
1	206	Philip MORIN	SWE	Alonso	Dan Holland Racing	10	11:26.793		1:08.166	9	66,332	0
2	234	Charlie EASTWOOD	IRL	Tonykart	Strawberry Racing	10	11:30.264	3.471	1:08.719	7	65,798	2
3	283	Joey VAN SPLUNTEREN	NLD	Gillard	DFK Racing Team	10	11:34.738	7.945	1:08.766	6	65,753	3
4	264	Jules COUSIN	FRA	FA Kart	DSS Kart	10	11:37.053	10.260	1:08.766	8	65,753	4
5	225	Kyle FOWLIE	GBR	Tonykart	Strawberry Racing	10	11:40.085	13.292	1:08.900	5	65,626	5
6	258	Randy BERGLAS	CHE	Zanardi	G Star Raw Racing	10	11:45.031	18.238	1:09.555	5	65,008	6
7	228	Eugene DENYSSEN	ZAF	Alonso	Dan Holland Racing	10	11:46.258	19.465	1:09.338	6	65,211	7
8	263	Tobias HOLM	DNK	Tonykart	RS Competition	10	11:46.792	19.999	1:09.526	6	65,035	8
9	295	Nicholas LEVA	FIN	Formula K	FK Racing Team AB Ltd	10	11:50.279	23.486	1:09.684	10	64,887	9
10	208	Jiri FORMAN	CZE	Tonykart	Protrain Racing	10	11:50.806	24.013	1:09.024	9	65,508	10
11	276	Martin HENCKEL MORTENS	DNK	Tonykart	RS Competition	10	11:50.914	24.121	1:08.877	6	65,647	11
12	308	Nikolaj ROGIVUE	CHE	Birel	Spirit Racing	10	11:53.608	26.815	1:09.362	5	65,188	12
13	259	Max RENBERG	SWE	Tonykart	Renbergs Racing	10	11:54.918	28.125	1:09.406	9	65,147	13
14	296	Jeremie LESOUDIER	FRA	FA	DSS	10	11:56.399	29.606	1:10.191	7	64,419	14
15	237	Sten Dorian PIIRIMAGI	EST	Tonykart	Aix Racing Team	10	11:57.039	30.246	1:09.849	8	64,734	15
16	301	Filippo LAGHI	ITA	Haase	Motor ONE	10	11:57.948	31.155	1:09.742	7	64,833	16
17	247	Glenn VAN PARIJS	BEL	Tonykart	Bouvin Power/Raw Racing	10	11:58.340	31.547	1:08.908	2	65,618	17
18	307	Celine HOLDERBAUM	ESP	Kosmic	Binakart	10	11:59.649	32.856	1:10.220	8	64,392	18
19	303	Carlo BORGHESE	ITA	RK	Laudato Racing Team	10	12:00.529	33.736	1:09.859	7	64,725	19
20	248	Juuso PYKALAINEN	FIN	Tonykart	MPT Racing	10	12:00.836	34.043	1:09.857	4	64,727	20
21	300	Lorenzo SCATIGNA	ITA	Haase	Motor.one	10	12:01.273	34.480	1:09.939	7	64,651	21
22	226	Jessica BACKMAN	SWE	Tonykart	Strawberry Racing	10	12:01.978	35.185	1:09.915	7	64,673	22
23	236	Jack WEPRIN	USA	Alonso	Dan Holland Racing	10	12:06.744	39.951	1:10.269	8	64,347	23
24	309	Zachary CLAMAN DE MELO	CAN	CRG	CRG SPA	10	12:08.096	41.303	1:10.894	4	63,780	24
25	304	Alexander TSVETANOV	BUL	Tonykart	BVA Racing Team	10	12:08.343	41.550	1:10.816	5	63,850	25
26	245	Berat TURKER	TUR	Formula K	Formula K UK	10	12:08.672	41.879	1:10.362	7	64,262	26
27	274	Andrea ZEMIN	ITA	Righetti Ridolf	Gold Kart Racing Team	10	12:09.258	42.465	1:10.304	9	64,315	27
28	299	Marc GONZALEZ	ESP	Kosmic	Binakart	1	1:37.509	9 Laps	1:36.860	1	46,682	28
29	249	Alessandro TROMBELLI	ITA	Energy	FK Racing Team AB Ltd		1.236	10 Laps		0	-	29


Not classified

DQ	223	Aavo TALVAR	EST	Tonykart	Talvar Racing	10	11:46.198	DQ	1:08.660	8	65,855	33
----	-----	-------------	-----	----------	---------------	----	-----------	----	----------	---	--------	----

Announcements

These results are provisional until the conclusion of any judicial and technical matters
 No. 283 warning board
 Started: 30 Classified: 29 Not classified: 1
 No. 223 excluded from Heat C-E / reason technical non conformity

Margin of Victory	Ø km/h	Best Lap Tm	km/h	Best Lap by
3.471	65,836	1:08.166	66,332	206 - Philip MORIN

Timekeeping Ingrid and Meik Wagner:  Clerk of the course Nigel Edwards: www.mylaps.com
 Steward (Chairman) Ian Watson: Chief Scrutineer Paul Klaassen: Licensed to: Motorsport Events
 Printed: 2013-05-25 18:43:17 posted at: h



Rotax Euro Challenge 2013 Laghi / Italy

Rotax Seniors

Laghi / Italy 1,256 Km

RACE 19 Qualifying Heat 9 C-E

2013-05-25 17:00

Race (10 Laps) started at 17:02:54

Lap	Time of Day	Lap Tm	Diff	S1 Tm	S2 Tm	S3 Tm	Lap	Time of Day	Lap Tm	Diff	S1 Tm	S2 Tm	S3 Tm
(206) Philip MORIN							5	17:08:49.500	1:09.555		24.989	17.972	26.594
1	17:04:04.185	1:10.032	+1.866	25.739	17.953	26.340	6	17:09:59.368	1:09.868	+0.313	25.135	18.100	26.633
2	17:05:13.113	1:08.928	+0.762	24.880	17.915	26.133	7	17:11:09.431	1:10.063	+0.508	25.056	18.284	26.723
3	17:06:21.927	1:08.814	+0.648	24.621	18.074	26.119	8	17:12:19.494	1:10.063	+0.508	25.280	18.219	26.564
4	17:07:30.361	1:08.434	+0.268	24.586	17.885	25.963	9	17:13:29.233	1:09.739	+0.184	25.049	18.150	26.540
5	17:08:38.788	1:08.427	+0.261	24.524	17.758	26.145	10	17:14:39.162	1:09.929	+0.374	25.083	18.251	26.595
6	17:09:47.488	1:08.700	+0.534	24.758	17.791	26.151	(223) Aavo TALVAR						
7	17:10:56.161	1:08.673	+0.507	24.757	17.957	25.959	1	17:04:06.063	1:11.725	+3.065	25.959	18.618	27.148
8	17:12:04.544	1:08.383	+0.217	24.577	17.759	26.047	2	17:05:23.845	1:17.782	+9.122	24.780	26.054	26.948
9	17:13:12.710	1:08.166		24.509	17.688	25.969	3	17:06:34.960	1:11.115	+2.455	25.818	18.698	26.599
10	17:14:20.924	1:08.214	+0.048	24.667	17.693	25.854	4	17:07:44.071	1:09.111	+0.451	24.669	17.942	26.500
(234) Charlie EASTWOOD							5	17:08:53.458	1:09.387	+0.727	24.688	18.065	26.634
1	17:04:03.643	1:09.416	+0.697	25.065	18.191	26.160	6	17:10:03.547	1:10.089	+1.429	24.844	18.474	26.771
2	17:05:12.623	1:08.980	+0.261	24.813	18.219	25.948	7	17:11:12.915	1:09.368	+0.708	25.122	17.919	26.327
3	17:06:22.430	1:09.807	+1.088	24.790	18.764	26.253	8	17:12:21.575	1:08.660		24.344	17.910	26.406
4	17:07:31.303	1:08.873	+0.154	24.974	18.092	25.807	9	17:13:30.883	1:09.308	+0.648	24.744	18.192	26.372
5	17:08:40.174	1:08.871	+0.152	25.021	17.951	25.899	10	17:14:40.329	1:09.446	+0.786	24.473	18.070	26.903
6	17:09:48.992	1:08.818	+0.099	25.072	18.004	25.742	(228) Eugene DENYSSEN						
7	17:10:57.711	1:08.719		24.897	18.042	25.780	1	17:04:06.659	1:12.528	+3.190	25.944	19.139	27.445
8	17:12:06.669	1:08.958	+0.239	24.951	18.097	25.910	2	17:05:19.487	1:12.828	+3.490	26.329	19.154	27.345
9	17:13:15.563	1:08.894	+0.175	24.950	18.029	25.915	3	17:06:30.321	1:10.834	+1.496	25.487	18.583	26.764
10	17:14:24.395	1:08.832	+0.113	24.868	18.052	25.912	4	17:07:40.894	1:10.573	+1.235	25.501	18.419	26.653
(283) Joey VAN SPLUNTEREN							5	17:08:51.059	1:10.165	+0.827	25.090	18.194	26.881
1	17:04:07.177	1:11.695	+2.929	26.448	18.612	26.635	6	17:10:00.397	1:09.338		24.706	18.223	26.409
2	17:05:17.245	1:10.068	+1.302	25.565	18.500	26.003	7	17:11:10.507	1:10.110	+0.772	24.913	18.391	26.806
3	17:06:26.069	1:08.824	+0.058	24.632	18.121	26.071	8	17:12:20.366	1:09.859	+0.521	24.968	18.296	26.595
4	17:07:34.996	1:08.927	+0.161	24.696	18.148	26.083	9	17:13:29.993	1:09.627	+0.289	25.006	18.140	26.481
5	17:08:43.960	1:08.964	+0.198	24.699	18.174	26.091	10	17:14:40.389	1:10.396	+1.058	24.984	18.198	27.214
6	17:09:52.726	1:08.766		24.600	18.023	26.143	(263) Tobias HOLM						
7	17:11:01.983	1:09.257	+0.491	24.918	18.130	26.209	1	17:04:09.795	1:15.184	+5.658	27.141	20.425	27.618
8	17:12:11.010	1:09.027	+0.261	24.631	18.124	26.272	2	17:05:20.033	1:10.238	+0.712	24.989	18.368	26.881
9	17:13:19.996	1:08.986	+0.220	24.838	18.029	26.119	3	17:06:30.660	1:10.627	+1.101	25.590	18.380	26.657
10	17:14:28.869	1:08.873	+0.107	24.675	18.037	26.161	4	17:07:41.305	1:10.645	+1.119	25.506	18.547	26.592
(264) Jules COUSIN							5	17:08:51.541	1:10.236	+0.710	25.455	18.141	26.640
1	17:04:07.324	1:12.641	+3.875	26.544	18.525	27.572	6	17:10:01.067	1:09.526		25.204	17.989	26.333
2	17:05:18.436	1:11.112	+2.346	25.689	18.723	26.700	7	17:11:10.838	1:09.771	+0.245	25.246	18.046	26.479
3	17:06:27.580	1:09.144	+0.378	24.918	17.859	26.367	8	17:12:20.962	1:10.124	+0.598	25.212	18.186	26.726
4	17:07:36.754	1:09.174	+0.408	24.877	18.020	26.277	9	17:13:31.333	1:10.371	+0.845	25.236	18.653	26.482
5	17:08:46.094	1:09.340	+0.574	25.020	18.027	26.293	10	17:14:40.923	1:09.590	+0.064	25.010	18.040	26.540
6	17:09:55.242	1:09.148	+0.382	24.798	17.915	26.435	(295) Nicholas LEVA						
7	17:11:04.255	1:09.013	+0.247	24.729	17.876	26.408	1	17:04:10.371	1:14.675	+4.991	27.342	19.380	27.953
8	17:12:13.021	1:08.766		24.618	17.860	26.288	2	17:05:22.120	1:11.749	+2.065	25.940	18.733	27.076
9	17:13:21.796	1:08.775	+0.009	24.694	17.861	26.220	3	17:06:32.264	1:10.144	+0.460	24.985	18.287	26.872
10	17:14:31.184	1:09.388	+0.622	24.833	17.975	26.580	4	17:07:42.540	1:10.276	+0.592	25.083	18.446	26.747
(225) Kyle FOWLIE							5	17:08:53.059	1:10.519	+0.835	25.171	18.426	26.922
1	17:04:09.606	1:13.931	+5.031	27.062	18.870	27.999	6	17:10:03.229	1:10.170	+0.486	25.093	18.247	26.830
2	17:05:19.779	1:10.173	+1.273	24.652	18.353	27.168	7	17:11:14.175	1:10.946	+1.262	25.874	18.425	26.647
3	17:06:29.101	1:09.322	+0.422	24.993	17.915	26.414	8	17:12:24.774	1:10.599	+0.915	24.914	19.038	26.647
4	17:07:38.859	1:09.758	+0.858	25.425	18.016	26.317	9	17:13:34.726	1:09.952	+0.268	24.956	18.256	26.740
5	17:08:47.759	1:08.900		24.689	17.969	26.242	10	17:14:44.410	1:09.684		24.921	18.250	26.513
6	17:09:56.862	1:09.103	+0.203	24.745	17.948	26.410	(208) Jiri FORMAN						
7	17:11:06.077	1:09.215	+0.315	24.752	18.020	26.443	1	17:04:13.587	1:19.239	+10.215	32.403	19.203	27.633
8	17:12:15.457	1:09.380	+0.480	24.669	17.989	26.722	2	17:05:25.025	1:11.438	+2.414	25.294	19.118	27.026
9	17:13:24.400	1:08.943	+0.043	24.774	17.975	26.194	3	17:06:35.627	1:10.602	+1.578	25.031	18.739	26.832
10	17:14:34.216	1:09.816	+0.916	24.771	18.124	26.921	4	17:07:48.018	1:12.391	+3.367	24.800		
(258) Randy BERGLAS							5	17:08:57.971	1:09.953	+0.929	25.391	18.018	26.544
1	17:04:06.815	1:12.301	+2.746	26.005	18.703	27.593	6	17:10:07.325	1:09.354	+0.330	24.868	17.919	26.567
2	17:05:18.988	1:12.173	+2.618	25.998	19.170	27.005	7	17:11:16.914	1:09.589	+0.565	24.787	18.038	26.764
3	17:06:28.859	1:09.871	+0.316	25.187	18.098	26.586	8	17:12:26.684	1:09.770	+0.746	24.625	18.168	26.977
4	17:07:39.945	1:11.086	+1.531	25.745	18.507	26.834	9	17:13:35.708	1:09.024		24.735	17.853	26.436
							10	17:14:44.937	1:09.229	+0.205	24.721	17.803	26.705



Rotax Euro Challenge 2013 Laghi / Italy

Rotax Seniors

Laghi / Italy 1,256 Km

RACE 19 Qualifying Heat 9 C-E

2013-05-25 17:00

Race (10 Laps) started at 17:02:54

Lap	Time of Day	Lap Tm	Diff	S1 Tm	S2 Tm	S3 Tm	Lap	Time of Day	Lap Tm	Diff	S1 Tm	S2 Tm	S3 Tm
(276) Martin HENCKEL MORTENSEN													
1	17:04:05.870	1:11.369	+2.492	26.636	18.260	26.473	5	17:08:56.186	1:10.414	+0.672	24.996	18.074	27.344
2	17:05:15.209	1:09.339	+0.462	24.986	18.296	26.057	6	17:10:06.743	1:10.557	+0.815	25.548	18.411	26.598
3	17:06:38.857	1:23.648	+14.771	25.034	17.796	40.818	7	17:11:16.485	1:09.742		24.824	18.446	26.472
4	17:07:48.906	1:10.049	+1.172	25.219	18.229	26.601	8	17:12:27.110	1:10.625	+0.883	24.835	18.622	27.168
5	17:08:59.262	1:10.356	+1.479	25.271	18.407	26.678	9	17:13:42.215	1:15.105	+5.363	25.496	18.290	31.319
6	17:10:08.139	1:08.877		24.762	17.930	26.185	10	17:14:52.079	1:09.864	+0.122	24.847	18.397	26.620
7	17:11:17.322	1:09.183	+0.306	24.936	17.889	26.358	(247) Glenn VAN PARIJS						
8	17:12:26.723	1:09.401	+0.524	24.984	17.825	26.592	1	17:04:27.896	1:32.428	+23.520	27.878	19.901	44.649
9	17:13:35.995	1:09.272	+0.395	25.126	17.922	26.224	2	17:05:36.804	1:08.908		24.883	17.928	26.097
10	17:14:45.045	1:09.050	+0.173	24.924	17.882	26.244	3	17:06:45.931	1:09.127	+0.219	25.008	18.258	25.861
(308) Nikolaj ROGIVUE													
1	17:04:13.010	1:17.181	+7.819	28.436	20.480	28.265	4	17:07:55.137	1:09.206	+0.298	24.863	18.176	26.167
2	17:05:24.937	1:11.927	+2.565	25.403	19.262	27.262	5	17:09:04.340	1:09.203	+0.295	25.154	18.051	25.998
3	17:06:36.007	1:11.070	+1.708	25.691	18.621	26.758	6	17:10:14.133	1:09.793	+0.885	25.353	18.268	26.172
4	17:07:46.590	1:10.583	+1.221	25.158	18.424	27.001	7	17:11:23.732	1:09.599	+0.691	24.945	17.856	26.798
5	17:08:55.952	1:09.362		25.088	17.795	26.479	8	17:12:33.021	1:09.289	+0.381	24.911	17.889	26.489
6	17:10:05.832	1:09.880	+0.518	25.147	18.072	26.661	9	17:13:42.627	1:09.606	+0.698	25.571	17.953	26.082
7	17:11:15.800	1:09.968	+0.606	25.124	18.308	26.536	10	17:14:52.471	1:09.844	+0.936	25.038	18.110	26.696
8	17:12:27.679	1:11.879	+2.517	25.151	18.398	28.330	(307) Celine HOLDERBAUM						
9	17:13:38.204	1:10.525	+1.163	25.277	18.268	26.980	1	17:04:11.504	1:15.457	+5.237	28.016	19.966	27.475
10	17:14:47.739	1:09.535	+0.173	24.771	18.042	26.722	2	17:05:23.580	1:12.076	+1.856	25.513	19.025	27.538
(259) Max RENBERG													
1	17:04:12.468	1:16.875	+7.469	28.195	19.640	29.040	3	17:06:36.745	1:13.165	+2.945	25.863	20.077	27.225
2	17:05:23.735	1:11.267	+1.861	25.456	18.653	27.158	4	17:07:47.525	1:10.780	+0.560	25.316	18.356	27.108
3	17:06:33.699	1:09.964	+0.558	25.494	17.994	26.476	5	17:09:00.091	1:12.566	+2.346	26.057	19.206	27.303
4	17:07:43.356	1:09.657	+0.251	25.164	18.054	26.439	6	17:10:10.520	1:10.429	+0.209	25.433	18.395	26.601
5	17:08:53.551	1:10.195	+0.789	25.144	18.123	26.928	7	17:11:21.358	1:10.838	+0.618	25.447	18.292	27.099
6	17:10:03.751	1:10.200	+0.794	25.122	18.413	26.665	8	17:12:31.578	1:10.220		25.178	18.245	26.797
7	17:11:14.344	1:10.593	+1.187	25.724	18.343	26.526	9	17:13:42.307	1:10.729	+0.509	25.256	18.426	27.047
8	17:12:24.024	1:09.680	+0.274	25.182	18.350	26.148	10	17:14:53.780	1:11.473	+1.253	25.807	18.282	27.384
9	17:13:33.430	1:09.406		25.234	18.073	26.099	(303) Carlo BORGHESE						
10	17:14:49.049	1:15.619	+6.213	24.827	24.071	26.721	1	17:04:14.675	1:18.613	+8.754	28.665	20.838	29.110
(296) Jeremie LESOUDIER													
1	17:04:10.979	1:15.556	+5.365	27.558	20.063	27.935	2	17:05:26.932	1:12.257	+2.398	26.022	18.361	27.874
2	17:05:23.059	1:12.080	+1.889	25.771	18.970	27.339	3	17:06:38.136	1:11.204	+1.345	25.411	18.937	26.856
3	17:06:33.687	1:10.628	+0.437	25.662	18.237	26.729	4	17:07:49.325	1:11.189	+1.330	25.663	18.115	27.411
4	17:07:47.069	1:13.382	+3.191	26.157	19.695	27.530	5	17:09:00.557	1:11.232	+1.373	25.550	18.311	27.371
5	17:08:57.879	1:10.810	+0.619	25.685	18.095	27.030	6	17:10:11.802	1:11.245	+1.386	25.611	18.936	26.698
6	17:10:08.809	1:10.930	+0.739	25.751	18.133	27.046	7	17:11:21.661	1:09.859		24.750	18.130	26.979
7	17:11:19.000	1:10.191		25.357	18.138	26.696	8	17:12:33.730	1:12.069	+2.210	25.594	18.634	27.841
8	17:12:29.515	1:10.515	+0.324	25.573	18.100	26.842	9	17:13:44.216	1:10.486	+0.627	25.248	18.218	27.020
9	17:13:40.230	1:10.715	+0.524	25.908	18.039	26.768	10	17:14:54.660	1:10.444	+0.585	25.561	17.983	26.900
10	17:14:50.530	1:10.300	+0.109	25.304	18.003	26.993	(248) Juuso PYKALAINEN						
(237) Sten Dorian PIIRIMAGI													
1	17:04:13.372	1:17.398	+7.549	28.378	19.751	29.269	1	17:04:16.098	1:20.947	+11.090	34.096	19.559	27.292
2	17:05:26.152	1:12.780	+2.931	25.914	19.365	27.501	2	17:05:27.619	1:11.521	+1.664	25.857	18.880	26.784
3	17:06:36.909	1:10.757	+0.908	25.532	18.367	26.858	3	17:06:38.473	1:10.854	+0.997	25.551	18.644	26.659
4	17:07:48.652	1:11.743	+1.894	25.842	18.353	27.548	4	17:07:48.330	1:09.857		25.218	17.958	26.681
5	17:08:59.381	1:10.729	+0.880	25.670	18.418	26.641	5	17:09:02.518	1:14.188	+4.331	25.428	18.655	30.105
6	17:10:09.517	1:10.136	+0.287	25.110	18.215	26.811	6	17:10:13.302	1:10.784	+0.927	25.491	18.488	26.805
7	17:11:19.957	1:10.440	+0.591	25.363	18.181	26.896	7	17:11:23.769	1:10.467	+0.610	25.080	18.162	27.225
8	17:12:29.806	1:09.849		25.149	18.159	26.541	8	17:12:33.984	1:10.215	+0.358	25.429	18.046	26.740
9	17:13:40.591	1:10.785	+0.936	25.721	18.274	26.790	9	17:13:44.335	1:10.351	+0.494	25.711	17.977	26.663
10	17:14:51.170	1:10.579	+0.730	25.601	18.153	26.825	10	17:14:54.967	1:10.632	+0.775	25.964	18.260	26.408
(301) Filippo LAGHI													
1	17:04:10.542	1:15.600	+5.858	27.424	20.059	28.117	(300) Lorenzo SCATIGNA						
2	17:05:23.984	1:13.442	+3.700	25.865	19.217	28.360	1	17:04:14.560	1:18.637	+8.698	28.589	20.896	29.152
3	17:06:35.066	1:11.082	+1.340	25.227	18.715	27.140	2	17:05:26.212	1:11.652	+1.713	25.507	18.882	27.263
4	17:07:45.772	1:10.706	+0.964	25.114	19.192	26.400	3	17:06:40.286	1:14.074	+4.135	26.396	19.979	27.699
							4	17:07:51.029	1:10.743	+0.804	25.290	18.401	27.052
							5	17:09:02.233	1:11.204	+1.265	25.214	18.515	27.475
							6	17:10:12.677	1:10.444	+0.505	25.033	18.311	27.100
							7	17:11:22.616	1:09.939		25.077	18.258	26.604
							8	17:12:34.086	1:11.470	+1.531	25.332	18.392	27.746
							9	17:13:44.630	1:10.544	+0.605	25.815	18.018	26.711
							10	17:14:55.404	1:10.774	+0.835	25.446	18.336	26.992



Rotax Euro Challenge 2013 Laghi / Italy

Rotax Seniors

Laghi / Italy 1,256 Km

RACE 19 Qualifying Heat 9 C-E

2013-05-25 17:00

Race (10 Laps) started at 17:02:54

Lap	Time of Day	Lap Tm	Diff	S1 Tm	S2 Tm	S3 Tm
(226) Jessica BACKMAN						
1	17:04:15.687	1:15.376	+5.461	26.353	19.575	29.448
2	17:05:27.113	1:11.426	+1.511	25.890	18.375	27.161
3	17:06:39.653	1:12.540	+2.625	25.638	19.700	27.202
4	17:07:50.732	1:11.079	+1.164	25.723	18.336	27.020
5	17:09:01.357	1:10.625	+0.710	25.256	18.356	27.013
6	17:10:12.285	1:10.928	+1.013	25.415	18.554	26.959
7	17:11:22.200	1:09.915		25.072	18.126	26.717
8	17:12:34.577	1:12.377	+2.462	25.336	18.466	28.575
9	17:13:45.343	1:10.766	+0.851	25.458	18.389	26.919
10	17:14:56.109	1:10.766	+0.851	25.298	18.472	26.996

Lap	Time of Day	Lap Tm	Diff	S1 Tm	S2 Tm	S3 Tm
5	17:09:07.904	1:11.400	+1.096	25.433	18.526	27.441
6	17:10:19.028	1:11.124	+0.820	25.594	18.451	27.079
7	17:11:30.204	1:11.176	+0.872	25.416	18.461	27.299
8	17:12:41.365	1:11.161	+0.857	25.773	18.316	27.072
9	17:13:51.669	1:10.304		25.387	18.132	26.785
10	17:15:03.389	1:11.720	+1.416	25.603	18.708	27.409

(299) Marc GONZALEZ						
1	17:04:31.640	1:36.860		28.076	20.018	48.766

(236) Jack WEPRIN						
1	17:04:15.824	1:21.573	+11.304	27.420	26.584	27.569
2	17:05:27.916	1:12.092	+1.823	25.974	18.684	27.434
3	17:06:39.577	1:11.661	+1.392	25.828	18.570	27.263
4	17:07:50.099	1:10.522	+0.253	25.453	18.398	26.671
5	17:09:00.907	1:10.808	+0.539	25.356	18.399	27.053
6	17:10:18.036	1:17.129	+6.860	25.310	24.116	27.703
7	17:11:28.494	1:10.458	+0.189	25.292	18.342	26.824
8	17:12:38.763	1:10.269		25.134	18.230	26.905
9	17:13:49.479	1:10.716	+0.447	25.505	18.366	26.845
10	17:15:00.875	1:11.396	+1.127	26.093	18.373	26.930

(309) Zachary CLAMAN DE MELO						
1	17:04:14.878	1:19.848	+8.954	26.927	19.024	33.897
2	17:05:28.465	1:13.587	+2.693	26.342	18.597	28.648
3	17:06:40.495	1:12.030	+1.136	25.865	18.811	27.354
4	17:07:51.389	1:10.894		25.551	18.532	26.811
5	17:09:02.291	1:10.902	+0.008	25.492	18.519	26.891
6	17:10:13.956	1:11.665	+0.771	25.375	18.693	27.597
7	17:11:25.843	1:11.887	+0.993	26.128	18.565	27.194
8	17:12:37.512	1:11.669	+0.775	25.806	18.790	27.073
9	17:13:49.152	1:11.640	+0.746	25.791	18.555	27.294
10	17:15:02.227	1:13.075	+2.181	26.827	18.622	27.626

(304) Alexander TSVETANOV						
1	17:04:16.397	1:19.622	+8.806	28.061	21.108	30.453
2	17:05:28.867	1:12.470	+1.654	25.938	18.998	27.534
3	17:06:41.435	1:12.568	+1.752	25.862	18.783	27.923
4	17:07:53.065	1:11.630	+0.814	25.874	18.598	27.158
5	17:09:03.881	1:10.816		25.507	18.116	27.193
6	17:10:15.568	1:11.687	+0.871	26.072	18.922	26.693
7	17:11:27.073	1:11.505	+0.689	25.552	18.526	27.427
8	17:12:38.400	1:11.327	+0.511	25.526	18.577	27.224
9	17:13:50.160	1:11.760	+0.944	25.533	18.493	27.734
10	17:15:02.474	1:12.314	+1.498	26.156	18.433	27.725

(245) Berat TURKER						
1	17:04:12.034	1:16.454	+6.092	28.243	20.618	27.593
2	17:05:26.009	1:13.975	+3.613	26.263	18.974	28.738
3	17:06:41.114	1:15.105	+4.743	26.043		
4	17:07:52.207	1:11.093	+0.731	25.524	18.485	27.084
5	17:09:02.897	1:10.690	+0.328	25.337	18.270	27.083
6	17:10:14.213	1:11.316	+0.954	25.532	18.267	27.517
7	17:11:24.575	1:10.362		25.405	18.069	26.888
8	17:12:36.540	1:11.965	+1.603	25.510	18.147	28.308
9	17:13:51.060	1:14.520	+4.158	25.316	18.213	30.991
10	17:15:02.803	1:11.743	+1.381	25.437	18.836	27.470

(274) Andrea ZEMIN						
1	17:04:22.975	1:26.744	+16.440	28.267	20.336	38.141
2	17:05:34.223	1:11.248	+0.944	25.449	18.495	27.304
3	17:06:45.176	1:10.953	+0.649	25.520	18.399	27.034
4	17:07:56.504	1:11.328	+1.024	25.465	18.779	27.084



Rotax Euro Challenge 2013 Laghi / Italy

Rotax Seniors

Laghi / Italy 1,256 Km

RACE 20 Qualifying Heat 10 B-D **-NEW-**

2013-05-25 17:20

Race (10 Laps) started at 17:22:46

Pos	No.	Name	Nat.	Chassis	Race Team	Laps	Total Tm	Diff	Best Tm	In Lap	km/h	Points
1	297	Max VERSTAPPEN	ITA	CRG	CRG SPA	10	11:34.101		1:08.954	6	65,574	0
2	241	Karol DABSKI	POL	Praga	Praga Racing	10	11:35.542	1.441	1:08.755	9	65,764	2
3	231	Pierce LEHANE	AUS	Alonso	Dan Holland Racing	10	11:36.049	1.948	1:08.613	9	65,900	3
4	214	Petr BEZEL	CZE	MS Kart	MS Kart Racing Team	10	11:37.414	3.313	1:08.553	9	65,958	4
5	207	Bas DE LAAT	NLD	Gillard	PDB Kart Racing	10	11:40.081	5.980	1:09.363	6	65,187	5
6	202	Edward BRAND	GBR	Intrepid	Intrepid Driver Program	10	11:43.155	9.054	1:09.451	9	65,105	6
7	239	Niklas TIIHONEN	FIN	Formula K	FK Racing Team AB Ltd	10	11:43.938	9.837	1:09.512	5	65,048	7
8	267	Michael COOL	BEL	Tonykart	Bouvin Power	10	11:46.857	12.756	1:09.378	10	65,173	8
9	216	Bryan EERDEN	NLD	Gillard	PDB Kart Racing	10	11:47.445	13.344	1:09.347	10	65,203	9
10	217	Maximilian WEINZIERL	AUT	Alonso	Dan Holland Racing	10	11:49.630	15.529	1:09.955	5	64,636	10
11	218	Antoine BARTHON	FRA	Formula K	FK Racing Team AB Ltd	10	11:49.998	15.897	1:09.418	5	65,136	11
12	272	Santeri KALLIO	FIN	Formula K	FK Racing Team AB Ltd	10	11:50.346	16.245	1:09.681	5	64,890	12
13	293	Henrique BAPTISTA	PRT	Kosmic	Paul Carr Racing	10	11:50.996	16.895	1:08.931	10	65,596	13
14	246	David RYCHTAR	CZE	Birel	Gregor Racing	10	11:52.464	18.363	1:09.531	8	65,030	14
15	281	Antoni PTAK	USA	Birel	KMS Hungary	10	11:54.437	20.336	1:09.680	8	64,891	15
16	288	Riccardo ALBERTI	ITA	Kosmic	Scarpi Racing Team	10	11:56.705	22.604	1:10.396	6	64,231	16
17	242	Lukasz BARTOSZUK	POL	Tonykart	Wyrzykowski Motorsport	10	11:59.172	25.071	1:10.399	10	64,228	17
18	306	Yuto TSUJII	JPN	DR	VPDR	10	12:05.289	31.188	1:10.222	6	64,390	18
19	298	Felice TIENE	ITA	CRG	CRG SPA	10	12:05.580	31.479	1:10.174	8	64,434	19
20	261	Aggelos MALANDRINOS	GRC	Tonykart	A M Racing Kart Team	10	12:09.484	35.383	1:11.172	6	63,531	20
21	302	Ippei YAMAMOTO	JPN	Intrepid	Intrepid Driver Program	10	12:11.534	37.433	1:10.396	8	64,231	21
22	271	Kristian THORSEN	DNK	Tonykart	RS Competition	10	12:13.187	39.086	1:09.688	9	64,883	22
23	268	Cecile MARTINI	FRA	Sodikart	Martini Racing Kart	10	12:20.465	46.364	1:12.326	9	62,517	23
24	250	Lennert VAN BOGAERT	BEL	Sodi	WINMAX Team	2	3:37.996	8 Laps	1:14.470	1	60,717	24
25	270	Oliver MYERS	GBR	Tonykart	Coles Racing	1	1:13.413	9 Laps	1:13.082	1	61,870	25
26	230	Fazio FRANSEN	NLD	CRG	CRG Holland	1	1:15.437	9 Laps	1:14.011	1	61,094	26
27	284	Antoine LEPESQUEUX	FRA	Sodi	WINMAX Team		1.674	10 Laps		0	-	27
28	251	Alberto LA GALA	ITA	Energy	FK Racing Team AB Ltd		2.368	10 Laps		0	-	28
Not classified												
DQ	260	Charlie TURNER	GBR	Tonykart	Coles Racing	10	11:41.512	DQ	1:09.025	7	65,507	33
DNS	310	Niccolo SCHIRO	ITA	Energy	Energy Racing			DNS		0	-	32

Announcements

These results are provisional until the conclusion of any judicial and technical matters

Started: 29 Classified: 28 Not classified: 1

No. 260 excluded from Heat B-D / reason technical non conformity

Margin of Victory	Ø km/h	Best Lap Tm	km/h	Best Lap by
1.441	65,143	1:08.553	65,958	214 - Petr BEZEL

Official Timing www.camp-company.de / www.motorsport-events.se

Orbits

Timekeeping Ingrid and Meik Wagner:

Clerk of the course Nigel Edwards:

www.mylaps.com

Steward (Chairman) Ian Watson:

Chief Scrutineer Paul Klaassen:

Licensed to: Motorsport Events

Printed: 2013-05-25 18:48:45

posted at:

h



Rotax Euro Challenge 2013 Laghi / Italy

Rotax Seniors

Laghi / Italy 1,256 Km

RACE 20 Qualifying Heat 10 B-D

2013-05-25 17:20

Race (10 Laps) started at 17:22:46

Lap	Time of Day	Lap Tm	Diff	S1 Tm	S2 Tm	S3 Tm	Lap	Time of Day	Lap Tm	Diff	S1 Tm	S2 Tm	S3 Tm
(297) Max VERSTAPPEN							5	17:28:40.314	1:09.495	+0.470	24.876	18.077	26.542
1	17:23:56.103	1:09.747	+0.793	25.522	17.990	26.235	6	17:29:50.427	1:10.113	+1.088	24.979	17.989	27.145
2	17:25:05.937	1:09.834	+0.880	25.036	17.885	26.913	7	17:30:59.452	1:09.025		25.073	17.858	26.094
3	17:26:16.476	1:10.539	+1.585	25.230	18.532	26.777	8	17:32:08.872	1:09.420	+0.395	25.010	17.965	26.445
4	17:27:25.863	1:09.387	+0.433	25.164	18.199	26.024	9	17:33:18.095	1:09.223	+0.198	25.004	17.903	26.316
5	17:28:34.929	1:09.066	+0.112	24.978	17.872	26.216	10	17:34:27.762	1:09.667	+0.642	24.964	17.953	26.750
6	17:29:43.883	1:08.954		24.854	17.931	26.169	(202) Edward BRAND						
7	17:30:53.000	1:09.117	+0.163	24.960	17.938	26.219	1	17:23:59.432	1:12.251	+2.800	25.899	18.899	27.453
8	17:32:01.969	1:08.969	+0.015	24.817	17.892	26.260	2	17:25:09.938	1:10.506	+1.055	25.489	18.203	26.814
9	17:33:11.137	1:09.168	+0.214	24.949	18.044	26.175	3	17:26:19.997	1:10.059	+0.608	24.983	18.400	26.676
10	17:34:20.351	1:09.214	+0.260	24.931	18.012	26.271	4	17:27:30.466	1:10.469	+1.018	25.608	18.258	26.603
(241) Karol DABSKI							5	17:28:39.919	1:09.453	+0.002	25.039	17.999	26.415
1	17:23:56.987	1:10.556	+1.801	25.692	18.023	26.841	6	17:29:50.925	1:11.006	+1.555	25.122	18.107	27.777
2	17:25:06.706	1:09.719	+0.964	24.983	18.061	26.675	7	17:31:00.610	1:09.685	+0.234	25.155	18.104	26.426
3	17:26:16.909	1:10.203	+1.448	25.219	17.983	27.001	8	17:32:10.074	1:09.464	+0.013	25.267	18.006	26.191
4	17:27:27.160	1:10.251	+1.496	25.069	18.480	26.702	9	17:33:19.525	1:09.451		25.129	17.825	26.497
5	17:28:36.640	1:09.480	+0.725	25.076	18.047	26.357	10	17:34:29.405	1:09.880	+0.429	25.143	18.193	26.544
6	17:29:45.483	1:08.843	+0.088	24.744	17.955	26.144	(239) Niklas TIHONEN						
7	17:30:54.712	1:09.229	+0.474	24.939	18.023	26.267	1	17:23:58.973	1:12.318	+2.806	26.305	18.851	27.162
8	17:32:03.910	1:09.198	+0.443	24.857	18.064	26.277	2	17:25:11.254	1:12.281	+2.769	26.127	19.335	26.819
9	17:33:12.665	1:08.755		24.774	17.821	26.160	3	17:26:22.072	1:10.818	+1.306	25.231	18.279	27.308
10	17:34:21.792	1:09.127	+0.372	24.885	17.879	26.363	4	17:27:32.003	1:09.931	+0.419	25.368	18.261	26.302
(231) Pierce LEHANE							5	17:28:41.515	1:09.512		25.212	18.033	26.267
1	17:23:55.858	1:09.608	+0.995	25.252	17.928	26.428	6	17:29:51.103	1:09.588	+0.076	25.333	18.110	26.145
2	17:25:05.569	1:09.711	+1.098	24.876	18.048	26.787	7	17:31:00.963	1:09.860	+0.348	25.476	18.081	26.303
3	17:26:16.310	1:10.741	+2.128	25.087	18.901	26.753	8	17:32:10.647	1:09.684	+0.172	25.168	18.189	26.327
4	17:27:27.400	1:11.090	+2.477	25.354	18.642	27.094	9	17:33:20.363	1:09.716	+0.204	25.145	18.106	26.465
5	17:28:37.462	1:10.062	+1.449	25.711	18.073	26.278	10	17:34:30.188	1:09.825	+0.313	25.022	18.142	26.661
6	17:29:46.919	1:09.457	+0.844	25.022	18.139	26.296	(267) Michael COOL						
7	17:30:56.136	1:09.217	+0.604	24.969	17.938	26.310	1	17:24:01.431	1:12.944	+3.566	27.327	18.459	27.158
8	17:32:04.750	1:08.614	+0.001	24.840	17.903	25.871	2	17:25:12.350	1:10.919	+1.541	25.320	18.666	26.933
9	17:33:13.363	1:08.613		24.591	17.917	26.105	3	17:26:22.771	1:10.421	+1.043	25.721	18.215	26.485
10	17:34:22.299	1:08.936	+0.323	24.763	17.936	26.237	4	17:27:33.003	1:10.232	+0.854	25.235	18.459	26.538
(214) Petr BEZEL							5	17:28:43.375	1:10.372	+0.994	25.129	18.366	26.877
1	17:23:59.820	1:12.742	+4.189	26.878	18.896	26.968	6	17:29:53.088	1:09.713	+0.335	24.981	17.929	26.803
2	17:25:10.484	1:10.664	+2.111	25.710	18.390	26.564	7	17:31:03.029	1:09.941	+0.563	25.529	18.191	26.221
3	17:26:20.143	1:09.659	+1.106	25.031	17.985	26.643	8	17:32:13.840	1:10.811	+1.433	24.973	18.460	27.378
4	17:27:29.525	1:09.382	+0.829	25.331	17.773	26.278	9	17:33:23.729	1:09.889	+0.511	25.078	18.433	26.378
5	17:28:38.477	1:08.952	+0.399	24.898	17.760	26.294	10	17:34:33.107	1:09.378		25.000	18.185	26.193
6	17:29:47.794	1:09.317	+0.764	24.835	17.743	26.739	(216) Bryan EERDEN						
7	17:30:56.878	1:09.084	+0.531	24.759	17.878	26.447	1	17:24:01.201	1:13.664	+4.317	26.878	19.360	27.426
8	17:32:06.504	1:09.626	+1.073	25.043	18.075	26.508	2	17:25:12.496	1:11.295	+1.948	25.679	18.731	26.885
9	17:33:15.057	1:08.553		24.669	17.688	26.196	3	17:26:23.018	1:10.522	+1.175	25.827	18.259	26.436
10	17:34:23.664	1:08.607	+0.054	24.705	17.689	26.213	4	17:27:33.612	1:10.594	+1.247	25.267	18.492	26.835
(207) Bas DE LAAT							5	17:28:43.622	1:10.010	+0.663	24.996	18.081	26.933
1	17:23:57.408	1:10.965	+1.602	26.004	18.361	26.600	6	17:29:53.323	1:09.701	+0.354	25.277	17.982	26.442
2	17:25:07.136	1:09.728	+0.365	25.310	18.016	26.402	7	17:31:03.406	1:10.083	+0.736	25.447	18.465	26.171
3	17:26:17.389	1:10.253	+0.890	25.339	18.078	26.836	8	17:32:14.092	1:10.686	+1.339	25.101	18.233	27.352
4	17:27:27.512	1:10.123	+0.760	25.397	18.017	26.709	9	17:33:24.348	1:10.256	+0.909	25.337	18.313	26.606
5	17:28:37.069	1:09.557	+0.194	25.383	17.949	26.225	10	17:34:33.695	1:09.347		24.859	18.117	26.371
6	17:29:46.432	1:09.363		25.183	18.004	26.176	(217) Maximilian WEINZIERL						
7	17:30:56.366	1:09.934	+0.571	25.092	18.004	26.838	1	17:24:00.899	1:13.621	+3.666	27.015	19.282	27.324
8	17:32:06.831	1:10.465	+1.102	25.525	18.303	26.637	2	17:25:13.256	1:12.357	+2.402	26.198	19.531	26.628
9	17:33:16.576	1:09.745	+0.382	25.394	18.066	26.285	3	17:26:23.793	1:10.537	+0.582	25.436	18.388	26.713
10	17:34:26.331	1:09.755	+0.392	25.109	18.241	26.405	4	17:27:34.300	1:10.507	+0.552	25.221	18.748	26.538
(260) Charlie TURNER							5	17:28:44.255	1:09.955		25.215	18.265	26.475
1	17:23:59.145	1:12.395	+3.370	26.674	18.664	27.057	6	17:29:54.868	1:10.613	+0.658	25.730	18.168	26.715
2	17:25:10.884	1:11.739	+2.714	25.878	19.276	26.585	7	17:31:05.217	1:10.349	+0.394	25.247	18.336	26.766
3	17:26:20.532	1:09.648	+0.623	25.006	17.988	26.654	8	17:32:15.316	1:10.099	+0.144	25.333	18.236	26.530
4	17:27:30.819	1:10.287	+1.262	25.259	18.232	26.796	9	17:33:25.490	1:10.174	+0.219	25.252	18.356	26.566
							10	17:34:35.880	1:10.390	+0.435	25.831	18.039	26.520



Rotax Euro Challenge 2013 Laghi / Italy

Rotax Seniors

Laghi / Italy 1,256 Km

RACE 20 Qualifying Heat 10 B-D

2013-05-25 17:20

Race (10 Laps) started at 17:22:46

Lap	Time of Day	Lap Tm	Diff	S1 Tm	S2 Tm	S3 Tm	Lap	Time of Day	Lap Tm	Diff	S1 Tm	S2 Tm	S3 Tm
(218) Antoine BARTHON													
1	17:24:00.125	1:12.750	+3.332	26.881	18.911	26.958	5	17:28:49.640	1:10.890	+0.494	25.295	18.252	27.343
2	17:25:16.395	1:16.270	+6.852	25.232	23.515	27.523	6	17:30:00.036	1:10.396		25.186	18.220	26.990
3	17:26:27.519	1:11.124	+1.706	25.114	18.192	27.818	7	17:31:10.527	1:10.491	+0.095	25.193	18.259	27.039
4	17:27:37.775	1:10.256	+0.838	25.913	18.201	26.142	8	17:32:21.189	1:10.662	+0.266	25.259	18.266	27.137
5	17:28:47.193	1:09.418		25.108	17.973	26.337	9	17:33:31.660	1:10.471	+0.075	25.263	18.272	26.936
6	17:29:56.959	1:09.766	+0.348	25.275	18.034	26.457	10	17:34:42.955	1:11.295	+0.899	25.495	18.398	27.402
7	17:31:06.587	1:09.628	+0.210	24.991	18.082	26.555	(242) Lukasz BARTOSZUK						
8	17:32:16.792	1:10.205	+0.787	25.331	18.074	26.800	1	17:24:04.944	1:16.979	+6.580	28.394	19.963	28.622
9	17:33:26.316	1:09.524	+0.106	25.090	17.982	26.452	2	17:25:17.229	1:12.285	+1.886	25.894	18.567	27.824
10	17:34:36.248	1:09.932	+0.514	25.269	18.125	26.538	3	17:26:28.321	1:11.092	+0.693	25.434	18.350	27.308
(272) Santeri KALLIO													
1	17:24:00.650	1:13.537	+3.856	26.547	19.669	27.321	4	17:27:39.857	1:11.536	+1.137	25.465	18.732	27.339
2	17:25:12.058	1:11.408	+1.727	25.402	18.772	27.234	5	17:28:50.568	1:10.711	+0.312	25.444	18.184	27.083
3	17:26:26.419	1:14.361	+4.680	25.056	22.231	27.074	6	17:30:01.034	1:10.466	+0.067	25.355	18.319	26.792
4	17:27:36.212	1:09.793	+0.112	24.979	18.198	26.616	7	17:31:12.392	1:11.358	+0.959	25.587	18.564	27.207
5	17:28:45.893	1:09.681		25.054	18.135	26.492	8	17:32:23.762	1:11.370	+0.971	25.627	18.323	27.420
6	17:29:56.262	1:10.369	+0.688	25.262	18.343	26.764	9	17:33:35.023	1:11.261	+0.862	25.483	18.384	27.394
7	17:31:06.149	1:09.887	+0.206	25.089	18.339	26.459	10	17:34:45.422	1:10.399		25.179	18.237	26.983
8	17:32:16.241	1:10.092	+0.411	25.070	18.269	26.753	(306) Yuto TSUJII						
9	17:33:26.007	1:09.766	+0.085	25.080	18.144	26.542	1	17:24:10.584	1:22.368	+12.146	36.471	18.531	27.366
10	17:34:36.596	1:10.589	+0.908	25.734	18.249	26.606	2	17:25:23.956	1:13.372	+3.150	25.534	18.780	29.058
(293) Henrique BAPTISTA													
1	17:24:03.683	1:15.625	+6.694	28.666	19.711	27.248	3	17:26:35.263	1:11.307	+1.085	25.714	18.336	27.257
2	17:25:14.398	1:10.715	+1.784	25.695	18.224	26.796	4	17:27:45.608	1:10.345	+0.123	25.288	18.359	26.698
3	17:26:24.229	1:09.831	+0.900	25.369	18.083	26.379	5	17:28:56.663	1:11.055	+0.833	25.636	18.291	27.128
4	17:27:34.434	1:10.205	+1.274	25.141	18.271	26.793	6	17:30:06.885	1:10.222		25.235	18.345	26.642
5	17:28:44.736	1:10.302	+1.371	25.642	18.119	26.541	7	17:31:17.980	1:11.095	+0.873	25.464	18.451	27.180
6	17:29:58.486	1:13.750	+4.819	25.408	18.399	29.943	8	17:32:28.294	1:10.314	+0.092	25.353	18.306	26.655
7	17:31:08.949	1:10.463	+1.532	25.570	18.279	26.614	9	17:33:39.030	1:10.736	+0.514	25.328	18.373	27.035
8	17:32:18.754	1:09.805	+0.874	25.806	17.836	26.163	10	17:34:51.539	1:12.509	+2.287	26.063	18.578	27.868
9	17:33:28.315	1:09.561	+0.630	25.110	18.341	26.110	(298) Felice TIENE						
10	17:34:37.246	1:08.931		25.124	17.878	25.929	1	17:24:16.122	1:29.058	+18.884	43.282	18.525	27.251
(246) David RYCHTAR													
1	17:24:04.207	1:15.179	+5.648	28.163	19.574	27.442	2	17:25:27.149	1:11.027	+0.853	25.597	18.347	27.083
2	17:25:15.445	1:11.238	+1.707	25.581	18.680	26.977	3	17:26:38.103	1:10.954	+0.780	25.263	18.513	27.178
3	17:26:26.797	1:11.352	+1.821	25.494	18.957	26.901	4	17:27:48.877	1:10.774	+0.600	25.356	18.547	26.871
4	17:27:36.831	1:10.034	+0.503	25.326	18.041	26.667	5	17:28:59.765	1:10.888	+0.714	25.781	18.246	26.861
5	17:28:46.775	1:09.944	+0.413	25.186	18.060	26.698	6	17:30:10.068	1:10.303	+0.129	25.473	18.243	26.587
6	17:29:58.242	1:11.467	+1.936	25.914	18.217	27.336	7	17:31:20.327	1:10.259	+0.085	25.243	18.223	26.793
7	17:31:08.770	1:10.528	+0.997	25.339	18.236	26.953	8	17:32:30.501	1:10.174		25.066	18.249	26.859
8	17:32:18.301	1:09.531		25.146	18.057	26.328	9	17:33:40.771	1:10.270	+0.096	25.519	18.124	26.627
9	17:33:29.010	1:10.709	+1.178	25.611	18.516	26.582	10	17:34:51.830	1:11.059	+0.885	25.307	18.294	27.458
10	17:34:38.714	1:09.704	+0.173	25.184	18.084	26.436	(261) Aggelos MALANDRINOS						
(281) Antoni PTAK													
1	17:24:03.798	1:15.127	+5.447	28.149	19.115	27.863	1	17:24:04.478	1:15.759	+4.587	29.432	18.877	27.450
2	17:25:14.930	1:11.132	+1.452	25.145	18.928	27.059	2	17:25:17.645	1:13.167	+1.995	26.847	18.985	27.335
3	17:26:25.616	1:10.686	+1.006	25.288	18.653	26.745	3	17:26:29.784	1:12.139	+0.967	26.020	18.697	27.422
4	17:27:35.604	1:09.988	+0.308	24.905	18.432	26.651	4	17:27:41.645	1:11.861	+0.689	25.582	18.924	27.355
5	17:28:46.443	1:10.839	+1.159	25.152	18.394	27.293	5	17:28:52.933	1:11.288	+0.116	25.553	18.502	27.233
6	17:29:57.671	1:11.228	+1.548	25.327	18.268	27.633	6	17:30:04.105	1:11.172		25.377	18.502	27.293
7	17:31:07.604	1:09.933	+0.253	25.160	18.279	26.494	7	17:31:15.832	1:11.727	+0.555	25.793	18.662	27.272
8	17:32:17.284	1:09.680		24.966	18.065	26.649	8	17:32:27.085	1:11.253	+0.081	25.584	18.739	26.930
9	17:33:30.461	1:13.177	+3.497	25.027	18.397	29.753	9	17:33:38.881	1:11.796	+0.624	25.833	18.578	27.385
10	17:34:40.687	1:10.226	+0.546	25.189	18.224	26.813	10	17:34:55.734	1:16.853	+5.681	26.023	18.564	32.266
(288) Riccardo ALBERTI													
1	17:24:03.077	1:14.775	+4.379	27.620	19.314	27.841	(302) Ippei YAMAMOTO						
2	17:25:15.291	1:12.214	+1.818	25.327	18.840	28.047	1	17:24:04.794	1:15.831	+5.435	28.182	19.598	28.051
3	17:26:27.372	1:12.081	+1.685	25.220	18.986	27.875	2	17:25:17.890	1:13.096	+2.700	26.264	19.135	27.697
4	17:27:38.750	1:11.378	+0.982	25.709	18.635	27.034	3	17:26:32.708	1:14.818	+4.422	28.513	19.176	27.129
(218) Antoine BARTHON													
5	17:28:47.193	1:09.418		25.108	17.973	26.337	4	17:27:45.251	1:12.543	+2.147	25.712	18.537	28.294
6	17:29:56.959	1:09.766	+0.348	25.275	18.034	26.457	5	17:28:57.117	1:11.866	+1.470	25.429	18.793	27.644
7	17:31:06.587	1:09.628	+0.210	24.991	18.082	26.555	6	17:30:08.005	1:10.888	+0.492	25.632	18.511	26.745
8	17:32:16.792	1:10.205	+0.787	25.331	18.074	26.800	7	17:31:18.622	1:10.617	+0.221	25.241	18.399	26.977
9	17:33:26.316	1:09.524	+0.106	25.090	17.982	26.452	8	17:32:29.018	1:10.396		25.234	18.485	26.677
10	17:34:36.248	1:09.932	+0.514	25.269	18.125	26.538	9	17:33:46.765	1:17.747	+7.351	25.258	25.402	27.087
(242) Lukasz BARTOSZUK													
1	17:24:04.944	1:16.979	+6.580	28.394	19.963	28.622	10	17:34:57.784	1:11.019	+0.623	25.320	18.531	27.168
2	17:25:17.229	1:12.285	+1.886	25.894	18.567	27.824							
3	17:26:28.321	1:11.092	+0.693	25.434	18.350	27.308							
4	17:27:39.857	1:11.536	+1.137	25.465	18.732	27.339							
5	17:28:50.568	1:10.711	+0.312	25.444	18.184	27.083							
6	17:30:01.034	1:10.466	+0.067	25.355	18.319	26.792							
7	17:31:12.392	1:11.358	+0.959	25.587	18.564	27.207							
8	17:32:23.762	1:11.370	+0.971	25.627	18.323	27.420							
9	17:33:35.023	1:11.261	+0.862	25.483	18.384	27.394							
10	17:34:45.422	1:10.399		25.179	18.237	26.983							



Rotax Euro Challenge 2013 Laghi / Italy

Rotax Seniors

Laghi / Italy 1,256 Km

RACE 20 Qualifying Heat 10 B-D

2013-05-25 17:20

Race (10 Laps) started at 17:22:46

Lap	Time of Day	Lap Tm	Diff	S1 Tm	S2 Tm	S3 Tm	Lap	Time of Day	Lap Tm	Diff	S1 Tm	S2 Tm	S3 Tm
(271) Kristian THORSEN													
1	17:24:26.394	1:38.607	+28.919	53.968	18.079	26.560							
2	17:25:36.830	1:10.436	+0.748	25.349	18.172	26.915							
3	17:26:47.203	1:10.373	+0.685	25.203	18.269	26.901							
4	17:27:57.419	1:10.216	+0.528	25.602	18.345	26.269							
5	17:29:07.684	1:10.265	+0.577	25.113	18.386	26.766							
6	17:30:18.576	1:10.892	+1.204	25.525	18.564	26.803							
7	17:31:28.724	1:10.148	+0.460	25.427	18.430	26.291							
8	17:32:39.720	1:10.996	+1.308	25.437	18.835	26.724							
9	17:33:49.408	1:09.688		25.052	18.170	26.466							
10	17:34:59.437	1:10.029	+0.341	25.345	18.235	26.449							
(268) Cecile MARTINI													
1	17:24:09.308	1:21.936	+9.610	28.884	25.367	27.685							
2	17:25:23.753	1:14.445	+2.119	26.208	19.324	28.913							
3	17:26:37.290	1:13.537	+1.211	26.701	19.001	27.835							
4	17:27:50.695	1:13.405	+1.079	25.932	19.524	27.949							
5	17:29:03.100	1:12.405	+0.079	25.958	18.817	27.630							
6	17:30:15.637	1:12.537	+0.211	25.822	18.902	27.813							
7	17:31:28.025	1:12.388	+0.062	25.850	18.792	27.746							
8	17:32:41.640	1:13.615	+1.289	25.978	18.798	28.839							
9	17:33:53.966	1:12.326		25.825	18.928	27.573							
10	17:35:06.715	1:12.749	+0.423	25.843	19.025	27.881							
(250) Lennert VAN BOGAERT													
1	17:24:02.343	1:14.470		28.598	18.700	27.172							
2	17:26:24.246	2:21.903	+1:07.433	25.426	21.601	1:34.876							
(270) Oliver MYERS													
1	17:23:59.663	1:13.082		26.838	18.913	27.331							
(230) Fazio FRANSSSEN													
1	17:24:01.687	1:14.011		27.595	18.699	27.717							



Rotax Euro Challenge 2013

Rotax Max Seniors

Laghi / Italy

Ranking after Heats

Pos.	No.	Firstname	Lastname	Nat.	Chassis	Race Team	QP	Points	Diff.	A-B	C-D	A-E	B-C	D-E	A-C	B-E	A-D	C-E	B-D
1	206	Philip	MORIN	SWE	Alonso	Dan Holland Racing	3	0		--	0	--	0	--	0	--	--	0	--
2	297	Max	VERSTAPPEN	ITA	CRG	CRG SPA	7	4	-4	2	--	--	2	--	--	0	--	--	0
3	222	Harry	WEBB	GBR	Tonykart	Strawberry Racing	1	6	-6	4	--	0	--	--	2	--	0	--	--
4	234	Charlie	EASTWOOD	IRL	Tonykart	Strawberry Racing	10	15	-15	--	--	3	--	8	--	2	--	2	--
5	208	Jiri	FORMAN	CZE	Tonykart	Protrain Racing	15	21	-21	--	--	6	--	0	--	5	--	10	--
6	214	Petr	BEZEL	CZE	MS Kart	MS Kart Racing Team	27	21	-21	0	--	--	6	--	--	11	--	--	4
7	225	Kyle	FOWLIE	GBR	Tonykart	Strawberry Racing	53	23	-23	--	7	--	7	--	4	--	--	5	--
8	239	Niklas	TIIHONEN	FIN	Formula K	FK Racing Team AB Ltd	9	24	-24	--	5	--	--	7	--	--	5	--	7
9	231	Pierce	LEHANE	AUS	Alonso	Dan Holland Racing	2	26	-26	7	--	--	10	--	--	6	--	--	3
10	305	Xavier	POZZOLI	FRA	Kosmic	Sonic Racing Kart	21	27	-27	8	--	5	--	--	6	--	8	--	--
11	255	Ludvig	MORIN	SWE	Kosmic	Morin Racing	31	29	-29	14	--	7	--	--	5	--	3	--	--
12	207	Bas	DE LAAT	NLD	Gillard	PDB Kart Racing	12	31	-31	3	--	--	3	--	--	20	--	--	5
13	264	Jules	COUSIN	FRA	FA Kart	DSS Kart	30	32	-32	--	--	15	--	3	--	10	--	4	--
14	253	Kenny	VERMEYLEN	BEL	Tecno	Tecno Kart Racing	46	34	-34	11	--	4	--	--	10	--	9	--	--
15	276	Martin	HENCKEL MORTE	DNK	Tonykart	RS Competition	20	35	-35	--	--	8	--	2	--	14	--	11	--
16	216	Bryan	EERDEN	NLD	Gillard	PDB Kart Racing	39	35	-35	--	4	--	--	12	--	--	10	--	9
17	267	Michael	COOL	BEL	Tonykart	Bouvin Power	57	36	-36	10	--	--	11	--	--	7	--	--	8
18	241	Karol	DABSKI	POL	Praga	Praga Racing	4	37	-37	--	3	--	--	30	--	--	2	--	2
19	270	Oliver	MYERS	GBR	Tonykart	Coles Racing	17	39	-39	6	--	--	4	--	--	4	--	--	25
20	279	Luke	VARLEY	GBR	Birel	KMS Hungary	36	41	-41	5	--	2	--	--	28	--	6	--	--
21	202	Edward	BRAND	GBR	Intrepid	Intrepid Driver Program	24	42	-42	--	2	--	--	4	--	--	30	--	6
22	218	Antoine	BARTHON	FRA	Formula K	FK Racing Team AB Ltd	34	43	-43	--	10	--	--	6	--	--	16	--	11
23	283	Joey	VAN SPLUNTERE	NLD	Gillard	DFK Racing Team	50	44	-44	--	--	27	--	11	--	3	--	3	--
24	266	Connor	JUPP	GBR	Alonso	Dan Holland Racing	76	44	-44	15	--	11	--	--	7	--	11	--	--
25	228	Eugene	DENYSSEN	ZAF	Alonso	Dan Holland Racing	5	45	-45	--	--	21	--	9	--	8	--	7	--
26	308	Nikolaj	ROGIVUE	CHE	Birel	Spirit Racing	65	47	-47	--	--	9	--	13	--	13	--	12	--
27	260	Charlie	TURNER	GBR	Tonykart	Coles Racing	14	48	-48	--	6	--	--	5	--	--	4	--	33
28	247	Glenn	VAN PARIJS	BEL	Tonykart	Bouvin Power/Raw Racin	43	51	-51	--	18	--	5	--	11	--	--	17	--

Position 1 -28 qualified for Prefinal

29	263	Tobias	HOLM	DNK	Tonykart	RS Competition	23	52	-52	--	14	--	15	--	15	--	--	8	--
30	221	Jan	JONCK	DNK	Tonykart	RS Competition	26	52	-52	26	--	10	--	--	9	--	7	--	--
31	258	Randy	BERGLAS	CHE	Zanardi	G Star Raw Racing	18	55	-55	--	12	--	17	--	20	--	--	6	--
32	219	Sam	SCHIPPERS	NLD	FA Kart	Team TKP	41	58	-58	12	--	16	--	--	8	--	22	--	--
33	275	Massimo	ACETO	ITA	Righetti Ridolfi	Gold Kart Racing Team	66	58	-58	9	--	22	--	--	13	--	14	--	--
34	272	Santeri	KALLIO	FIN	Formula K	FK Racing Team AB Ltd	19	62	-62	--	9	--	--	18	--	--	23	--	12
35	217	Maximilian	WEINZIERL	AUT	Alonso	Dan Holland Racing	29	62	-62	--	24	--	--	16	--	--	12	--	10
36	240	Eva	BENES	FRA	Kosmic	PKS	11	65	-65	16	--	19	--	--	12	--	18	--	--
37	237	Sten Doriar	PIIRIMAGI	EST	Tonykart	Aix Racing Team	63	65	-65	--	17	--	16	--	17	--	--	15	--
38	250	Lennert	VAN BOGAERT	BEL	Sodi	WINMAX Team	37	67	-67	18	--	--	13	--	--	12	--	--	24
39	300	Lorenzo	SCATIGNA	ITA	Haase	Motor.one	58	67	-67	--	8	--	8	--	30	--	--	21	--
40	248	Juuso	PYKALAINEN	FIN	Tonykart	MPT Racing	40	68	-68	--	--	25	--	14	--	9	--	20	--
41	295	Nicholas	LEVA	FIN	Formula K	FK Racing Team AB Ltd	60	68	-68	--	--	18	--	19	--	22	--	9	--
42	246	David	RYCHTAR	CZE	Birel	Gregor Racing	72	69	-69	20	--	--	20	--	--	15	--	--	14
43	281	Antoni	PTAK	USA	Birel	KMS Hungary	64	70	-70	--	13	--	--	25	--	--	17	--	15
44	292	Fabian	ERLE	DEU	Maranello	Nees Racing	61	72	-72	24	--	14	--	--	14	--	20	--	--
45	284	Antoine	LEPESQUEUX	FRA	Sodi	WINMAX Team	49	73	-73	--	21	--	--	10	--	--	15	--	27

These results are provisional until the conclusion of any judicial and technical matters

Clerk of the course Nigel Edwards:

Stewards (Chairman) Ian Watson:

Timekeeping Ingrid/Meik Wagner:

Scrutineer Paul Klaassen:



Rotax Euro Challenge 2013

Rotax Max Seniors

Laghi / Italy

Ranking after Heats

Pos.	No.	Firstname	Lastname	Nat.	Chassis	Race Team	QP	Points	Diff.	A-B	C-D	A-E	B-C	D-E	A-C	B-E	A-D	C-E	B-D
46	223	Aavo	TALVAR	EST	Tonykart	Talvar Racing	13	74	-74	--	29	--	9	--	3	--	--	33	--
47	230	Fazio	FRANSSEN	NLD	CRG	CRG Holland	42	74	-74	13	--	--	14	--	--	21	--	--	26
48	293	Henrique	BAPTISTA	PRT	Kosmic	Paul Carr Racing	52	75	-75	21	--	--	18	--	--	23	--	--	13
49	226	Jessica	BACKMAN	SWE	Tonykart	Strawberry Racing	25	76	-76	--	--	23	--	15	--	16	--	22	--
50	235	Petr	FULIN	CZE	OK1	OK1 Racing Team	51	76	-76	17	--	17	--	--	16	--	26	--	--
51	301	Filippo	LAGHI	ITA	Haase	Motor ONE	28	78	-78	--	15	--	21	--	26	--	--	16	--
52	271	Kristian	THORSEN	DNK	Tonykart	RS Competition	44	80	-80	--	28	--	--	17	--	--	13	--	22
53	249	Alessandro	TROMBELLI	ITA	Energy	FK Racing Team AB Ltd	38	81	-81	--	22	--	12	--	18	--	--	29	--
54	288	Riccardo	ALBERTI	ITA	Kosmic	Scarpi Racing Team	59	85	-85	--	26	--	--	22	--	--	21	--	16
55	242	Lukasz	BARTOSZUK	POL	Tonykart	Wyrzykowski Motorsport	47	86	-86	22	--	--	23	--	--	24	--	--	17
56	310	Niccolo	SCHIRO	ITA	Energy	Energy Racing	74	87	-87	--	11	--	--	20	--	--	24	--	32
57	299	Marc	GONZALEZ	ESP	Kosmic	Binakart	35	88	-88	--	--	20	--	21	--	19	--	28	--
58	227	Ryo	HIROOKA	JPN	Intrepid	Intrepid Driver Program	16	89	-89	27	--	12	--	--	25	--	25	--	--
59	309	Zachary	CLAMAN DE MELC	CAN	CRG	CRG SPA	33	89	-89	--	19	--	22	--	24	--	--	24	--
60	259	Max	RENBERG	SWE	Tonykart	Renbergs Racing	48	89	-89	--	30	--	19	--	27	--	--	13	--
61	303	Carlo	BORGHESE	ITA	RK	Laudato Racing Team	75	89	-89	--	--	13	--	24	--	33	--	19	--
62	236	Jack	WEPRIN	USA	Alonso	Dan Holland Racing	8	90	-90	--	20	--	28	--	19	--	--	23	--
Position 29-62 qualified for Second Chance Heat																			
63	296	Jeremie	LESOUDIER	FRA	FA	DSS	45	90	-90	--	--	28	--	23	--	25	--	14	--
64	306	Yuto	TSUJII	JPN	DR	VPDR	54	90	-90	--	27	--	--	26	--	--	19	--	18
65	274	Andrea	ZEMIN	ITA	Righetti Ridolfi	Gold Kart Racing Team	68	90	-90	--	16	--	24	--	23	--	--	27	--
66	298	Felice	TIENE	ITA	CRG	CRG SPA	22	91	-91	29	--	--	25	--	--	18	--	--	19
67	245	Berat	TURKER	TUR	Formula K	Formula K UK	55	96	-96	--	--	24	--	29	--	17	--	26	--
68	261	Aggelos	MALANDRINOS	GRC	Tonykart	A M Racing Kart Team	67	98	-98	23	--	--	29	--	--	26	--	--	20
69	307	Celine	HOLDERBAUM	ESP	Kosmic	Binakart	70	99	-99	--	--	26	--	27	--	28	--	18	--
70	304	Alexander	TSVETANOV	BUL	Tonykart	BVA Racing Team	73	99	-99	--	25	--	27	--	22	--	--	25	--
71	302	Ippei	YAMAMOTO	JPN	Intrepid	Intrepid Driver Program	69	101	-101	--	23	--	--	28	--	--	29	--	21
72	282	Mark	FERENCZ	HUN	DR	VPDR	6	104	-104	25	--	30	--	--	21	--	28	--	--
73	268	Cecile	MARTINI	FRA	Sodikart	Martini Racing Kart	32	104	-104	28	--	--	26	--	--	27	--	--	23
74	244	Alfredo	ZABALZA	MEX	Kosmic	Paul Carr Racing	56	104	-104	19	--	29	--	--	29	--	27	--	--
75	251	Alberto	LA GALA	ITA	Energy	FK Racing Team AB Ltd	62	120	-120	33	--	--	30	--	--	29	--	--	28
DNS	277	Ameer	HASSAN	ARE	FA Kart	Team TKP	71	128	-128	32	--	32	--	--	32	--	32	--	--

----- These results are provisional until the conclusion of any judicial and technical matters -----

Clerk of the course Nigel Edwards:

Stewards (Chairman) Ian Watson:

Timekeeping Ingrid/Meik Wagner:

Scrutineer Paul Klaassen:

Printed: 2013-05-25 19:25

Posted at: h

Rotax Euro Challenge 2013
 Class: Rotax Max Seniors
 Date/Time: 2013-05-26 10:50

Track: Laghi / Italy
 Heat: Second Chance Heat
 Laps: 10

Edition 1

Carlo BORGHESE	303	Points 89 Quali Rank 75	17	Jack WEPRIN	236	Points 90 Quali Rank 8
	33				34	
Zachary CLAMAN DE ME	309	Points 89 Quali Rank 33	16	Max RENBERG	259	Points 89 Quali Rank 48
	31				32	
Marc GONZALEZ	299	Points 88 Quali Rank 35	15	Ryo HIROOKA	227	Points 89 Quali Rank 16
	29				30	
Lukasz BARTOSZUK	242	Points 86 Quali Rank 47	14	Niccolo SCHIRO	310	Points 87 Quali Rank 74
	27				28	
Alessandro TROMBELLI	249	Points 81 Quali Rank 38	13	Riccardo ALBERTI	288	Points 85 Quali Rank 59
	25				26	
Filippo LAGHI	301	Points 78 Quali Rank 28	12	Kristian THORSEN	271	Points 80 Quali Rank 44
	23				24	
Jessica BACKMAN	226	Points 76 Quali Rank 25	11	Petr FULIN	235	Points 76 Quali Rank 51
	21				22	
Fazio FRANSEN	230	Points 74 Quali Rank 42	10	Henrique BAPTISTA	293	Points 75 Quali Rank 52
	19				20	
Antoine LEPESQUEUX	284	Points 73 Quali Rank 49	9	Aavo TALVAR	223	Points 74 Quali Rank 13
	17				18	
Antoni PTAK	281	Points 70 Quali Rank 64	8	Fabian ERLE	292	Points 72 Quali Rank 61
	15				16	
Nicholas LEVA	295	Points 68 Quali Rank 60	7	David RYCHTAR	246	Points 69 Quali Rank 72
	13				14	
Lorenzo SCATIGNA	300	Points 67 Quali Rank 58	6	Juuso PYKALAINEN	248	Points 68 Quali Rank 40
	11				12	
Sten Dorian PIIRIMAGI	237	Points 65 Quali Rank 63	5	Lennert VAN BOGAERT	250	Points 67 Quali Rank 37
	9				10	
Maximilian WEINZIERL	217	Points 62 Quali Rank 29	4	Eva BENES	240	Points 65 Quali Rank 11
	7				8	
Massimo ACETO	275	Points 58 Quali Rank 66	3	Santeri KALLIO	272	Points 62 Quali Rank 19
	5				6	
Randy BERGLAS	258	Points 55 Quali Rank 18	2	Sam SCHIPPERS	219	Points 58 Quali Rank 41
	3				4	
Tobias HOLM	263	Points 52 Quali Rank 23	1	Jan JONCK	221	Points 52 Quali Rank 26
	1				2	

Pole Position

Clerk of the course Nigel Edwards:
 Stewards (Chairman) Ian Watson:

Scrutineer Paul Klaassen:
 Timekeeping Ingrid/Meik Wagner:

posted at: h

These results are provisional until the conclusion of any judicial and technical matters

printed 2013-05-25 19:25



Rotax Euro Challenge 2013 Laghi / Italy

Rotax Seniors

Laghi / Italy 1,256 Km

Warm up qualified 29-62

2013-05-26 09:20

Practice (5:00 Time) started at 9:20:01

Pos	No.	Name	Nat.	Chassis	Race Team	Laps	Best Tm	Diff	Gap In Lap	km/h
1	263	Tobias HOLM	DNK	Tonykart	RS Competition	5	52.142			5 86,717
2	219	Sam SCHIPPERS	NLD	FA Kart	Team TKP	5	52.171	0.029	0.029	4 86,669
3	217	Maximilian WEINZIERL	AUT	Alonso	Dan Holland Racing	5	52.351	0.209	0.180	5 86,371
4	221	Jan JONCK	DNK	Tonykart	RS Competition	5	52.384	0.242	0.033	5 86,316
5	223	Aavo TALVAR	EST	Tonykart	Talvar Racing	5	52.505	0.363	0.121	4 86,118
6	309	Zachary CLAMAN DE MELC	CAN	CRG	CRG SPA	5	52.519	0.377	0.014	5 86,095
7	242	Lukasz BARTOSZUK	POL	Tonykart	Wyrzykowski Motorsport	5	52.527	0.385	0.008	5 86,081
8	271	Kristian THORSEN	DNK	Tonykart	RS Competition	5	52.566	0.424	0.039	5 86,018
9	237	Sten Dorian PIIRIMAGI	EST	Tonykart	Aix Racing Team	5	52.572	0.430	0.006	5 86,008
10	258	Randy BERGLAS	CHE	Zanardi	G Star Raw Racing	5	52.584	0.442	0.012	4 85,988
11	300	Lorenzo SCATIGNA	ITA	Haase	Motor.one	5	52.690	0.548	0.106	4 85,815
12	250	Lennert VAN BOGAERT	BEL	Sodi	WINMAX Team	5	52.735	0.593	0.045	5 85,742
13	301	Filippo LAGHI	ITA	Haase	Motor ONE	5	52.822	0.680	0.087	4 85,601
14	240	Eva BENES	FRA	Kosmic	PKS	5	52.833	0.691	0.011	5 85,583
15	249	Alessandro TROMBELLI	ITA	Energy	FK Racing Team AB Ltd	5	52.842	0.700	0.009	5 85,568
16	295	Nicholas LEVA	FIN	Formula K	FK Racing Team AB Ltd	5	52.844	0.702	0.002	4 85,565
17	310	Niccolo SCHIRO	ITA	Energy	Energy Racing	5	52.941	0.799	0.097	4 85,408
18	275	Massimo ACETO	ITA	Righetti Ridol	Gold Kart Racing Team	5	52.945	0.803	0.004	5 85,402
19	230	Fazio FRANSSSEN	NLD	CRG	CRG Holland	5	53.054	0.912	0.109	4 85,226
20	248	Juuso PYKALAINEN	FIN	Tonykart	MPT Racing	5	53.062	0.920	0.008	5 85,214
21	272	Santeri KALLIO	FIN	Formula K	FK Racing Team AB Ltd	4	53.089	0.947	0.027	3 85,170
22	293	Henrique BAPTISTA	PRT	Kosmic	Paul Carr Racing	5	53.097	0.955	0.008	3 85,157
23	235	Petr FULIN	CZE	OK1	OK1 Racing Team	5	53.156	1.014	0.059	5 85,063
24	281	Antoni PTAK	USA	Birel	KMS Hungary	5	53.238	1.096	0.082	5 84,932
25	259	Max RENBERG	SWE	Tonykart	Renbergs Racing	5	53.286	1.144	0.048	3 84,855
26	284	Antoine LEPESQUEUX	FRA	Sodi	WINMAX Team	5	53.292	1.150	0.006	5 84,846
27	236	Jack WEPRIN	USA	Alonso	Dan Holland Racing	4	53.399	1.257	0.107	3 84,676
28	303	Carlo BORGHESE	ITA	RK	Laudato Racing Team	5	53.466	1.324	0.067	5 84,570
29	227	Ryo HIROOKA	JPN	Intrepid	Intrepid Driver Program	5	53.518	1.376	0.052	3 84,487
30	226	Jessica BACKMAN	SWE	Tonykart	Strawberry Racing	5	53.535	1.393	0.017	4 84,461
31	246	David RYCHTAR	CZE	Birel	Gregor Racing	5	53.537	1.395	0.002	5 84,457
32	288	Riccardo ALBERTI	ITA	Kosmic	Scarpi Racing Team	5	53.930	1.788	0.393	5 83,842
33	292	Fabian ERLE	DEU	Maranello	Nees Racing	5	54.185	2.043	0.255	3 83,447
34	299	Marc GONZALEZ	ESP	Kosmic	Binakart	4	54.458	2.316	0.273	3 83,029

Timekeeping Ingrid and Meik Wagner:

Clerk of the course Nigel Edwards:

www.mylaps.com

Steward (Chairman) Ian Watson:

Chief Scrutineer Paul Klaassen:

Licensed to: Motorsport Events

Printed: 2013-05-26 09:26:39

posted at:

h



Rotax Euro Challenge 2013 Laghi / Italy

Rotax Seniors

Laghi / Italy 1,256 Km

Warm up qualified 29-62

2013-05-26 09:20

Practice (5:00 Time) started at 9:20:01

Lap	Time of Day	Lap Tm	Diff	S1 Tm	S2 Tm	S3 Tm
(263) Tobias HOLM						
1	9:21:57.940	55.768	+3.626	20.213	14.208	21.347
2	9:22:51.634	53.694	+1.552	18.564	14.217	20.913
3	9:23:44.787	53.153	+1.011	18.373	13.942	20.838
4	9:24:37.455	52.668	+0.526	18.176	13.821	20.671
5	9:25:29.597	52.142		17.899	13.796	20.447
(219) Sam SCHIPPERS						
1	9:22:15.701	54.520	+2.349	19.435	14.123	20.962
2	9:23:08.697	52.996	+0.825	18.355	13.986	20.655
3	9:24:01.957	53.260	+1.089	18.177	14.355	20.728
4	9:24:54.128	52.171		17.954	13.871	20.346
5	9:25:46.617	52.489	+0.318	17.766	13.985	20.738
(217) Maximilian WEINZIERL						
1	9:21:56.077	55.134	+2.783	19.360	14.176	21.598
2	9:22:50.166	54.089	+1.738	18.830	14.064	21.195
3	9:23:43.755	53.589	+1.238	18.662	13.949	20.978
4	9:24:37.038	53.283	+0.932	18.541	13.956	20.786
5	9:25:29.389	52.351		18.029	13.728	20.594
(221) Jan JONCK						
1	9:21:57.233	54.968	+2.584	19.495	14.089	21.384
2	9:22:50.835	53.602	+1.218	18.568	14.065	20.969
3	9:23:43.991	53.156	+0.772	18.383	14.050	20.723
4	9:24:36.531	52.540	+0.156	18.084	14.047	20.409
5	9:25:28.915	52.384		18.130	13.931	20.323
(223) Aavo TALVAR						
1	9:21:51.048	54.683	+2.178	19.013	14.147	21.523
2	9:22:45.331	54.283	+1.778	18.875	14.104	21.304
3	9:23:38.301	52.970	+0.465	18.373	14.009	20.588
4	9:24:30.806	52.505		18.119	13.952	20.434
5	9:25:23.543	52.737	+0.232	18.304	13.970	20.463
(309) Zachary CLAMAN DE MELO						
1	9:22:02.994	56.728	+4.209	20.012	14.241	22.475
2	9:22:57.637	54.643	+2.124	19.151	13.956	21.536
3	9:23:50.849	53.212	+0.693	18.382	13.905	20.925
4	9:24:44.456	53.607	+1.088	18.245	14.345	21.017
5	9:25:36.975	52.519		17.969	13.948	20.602
(242) Lukasz BARTOSZUK						
1	9:21:51.591	54.601	+2.074	18.957	14.228	21.416
2	9:22:45.732	54.141	+1.614	18.792	14.187	21.162
3	9:23:38.749	53.017	+0.490	18.411	13.990	20.616
4	9:24:31.511	52.762	+0.235	18.255	13.977	20.530
5	9:25:24.038	52.527		18.114	14.029	20.384
(271) Kristian THORSEN						
1	9:22:01.512	57.430	+4.864	19.953	14.940	22.537
2	9:22:56.545	55.033	+2.467	19.056	14.425	21.552
3	9:23:49.981	53.436	+0.870	18.476	14.037	20.923
4	9:24:42.820	52.839	+0.273	18.141	14.076	20.622
5	9:25:35.386	52.566		17.982	14.099	20.485
(237) Sten Dorian PIIRIMAGI						
1	9:22:03.359	56.505	+3.933	19.904	14.647	21.954
2	9:22:58.046	54.687	+2.115	19.122	14.253	21.312
3	9:23:51.279	53.233	+0.661	18.422	14.000	20.811
4	9:24:44.761	53.482	+0.910	18.186	14.368	20.928
5	9:25:37.333	52.572		18.086	13.917	20.569
(258) Randy BERGLAS						
1	9:22:14.209	55.026	+2.442	19.239	14.263	21.524

Lap	Time of Day	Lap Tm	Diff	S1 Tm	S2 Tm	S3 Tm
2	9:23:07.970	53.761	+1.177	18.366	14.207	21.188
3	9:24:01.169	53.199	+0.615	18.235	14.044	20.920
4	9:24:53.753	52.584		18.088	14.050	20.446
5	9:25:47.291	53.538	+0.954	17.891	14.113	21.534
(300) Lorenzo SCATIGNA						
1	9:22:02.032	1:00.189	+7.499	20.930	15.421	23.838
2	9:23:02.179	1:00.147	+7.457	19.426	14.299	26.422
3	9:23:55.700	53.521	+0.831	18.424	14.295	20.802
4	9:24:48.390	52.690		18.070	13.999	20.621
5	9:25:41.737	53.347	+0.657	17.978	14.301	21.068
(250) Lennert VAN BOGAERT						
1	9:22:09.090	55.938	+3.203	19.741	14.674	21.523
2	9:23:03.327	54.237	+1.502	18.613	14.170	21.454
3	9:23:57.027	53.700	+0.965	18.531	14.147	21.022
4	9:24:50.450	53.423	+0.688	18.254	14.132	21.037
5	9:25:43.185	52.735		18.053	14.013	20.669
(301) Filippo LAGHI						
1	9:22:06.882	55.008	+2.186	19.414	14.329	21.265
2	9:23:07.020	1:00.138	+7.316	18.424	14.402	27.312
3	9:24:00.328	53.308	+0.486	18.503	14.154	20.651
4	9:24:53.150	52.822		18.028	14.157	20.637
5	9:25:47.583	54.433	+1.611	18.192	14.137	22.104
(240) Eva BENES						
1	9:21:57.165	55.885	+3.052	19.868	14.317	21.700
2	9:22:51.325	54.160	+1.327	18.848	14.122	21.190
3	9:23:45.005	53.680	+0.847	18.515	13.931	21.234
4	9:24:37.927	52.922	+0.089	18.311	13.978	20.633
5	9:25:30.760	52.833		18.068	13.954	20.811
(249) Alessandro TROMBELLI						
1	9:22:01.593	59.045	+6.203	20.733	15.040	23.272
2	9:22:56.705	55.112	+2.270	19.359	14.138	21.615
3	9:23:50.159	53.454	+0.612	18.537	13.991	20.926
4	9:24:43.640	53.481	+0.639	18.507	14.206	20.768
5	9:25:36.482	52.842		18.250	14.023	20.569
(295) Nicholas LEVA						
1	9:22:06.182	55.212	+2.368	19.401	14.317	21.494
2	9:23:01.046	54.864	+2.020	18.776	14.478	21.610
3	9:23:54.733	53.687	+0.843	18.796	14.232	20.659
4	9:24:47.577	52.844		18.135	14.037	20.672
5	9:25:41.389	53.812	+0.968	18.347	14.449	21.016
(310) Niccolo SCHIRO						
1	9:22:18.933	58.005	+5.064	21.158	15.043	21.804
2	9:23:13.148	54.215	+1.274	18.852	14.326	21.037
3	9:24:06.417	53.269	+0.328	18.344	14.128	20.797
4	9:24:59.358	52.941		18.057	14.068	20.816
5	9:25:52.564	53.206	+0.265	18.104	14.256	20.846
(275) Massimo ACETO						
1	9:22:07.835	55.638	+2.693	19.829	14.345	21.464
2	9:23:03.620	55.785	+2.840	19.076	14.695	22.014
3	9:23:57.290	53.670	+0.725	18.520	14.145	21.005
4	9:24:51.031	53.741	+0.796	18.230	14.798	20.713
5	9:25:43.976	52.945		18.107	14.338	20.500
(230) Fazio FRANSSEN						
1	9:21:59.911	57.025	+3.971	20.130	14.976	21.919
2	9:22:54.443	54.532	+1.478	18.998	14.250	21.284
3	9:23:47.932	53.489	+0.435	18.549	14.143	20.797
4	9:24:40.986	53.054		18.261	14.122	20.671

Timekeeping Ingrid and Meik Wagner:



Clerk of the course Nigel Edwards:

www.mylaps.com

Steward (Chairman) Ian Watson:

Chief Scrutineer Paul Klaassen:

Licensed to: Motorsport Events



Rotax Euro Challenge 2013 Laghi / Italy

Rotax Seniors

Laghi / Italy 1,256 Km

Warm up qualified 29-62

2013-05-26 09:20

Practice (5:00 Time) started at 9:20:01

Lap	Time of Day	Lap Tm	Diff	S1 Tm	S2 Tm	S3 Tm
5	9:25:34.249	53.263	+0.209	18.463	14.130	20.670

(248) Juuso PYKALAINEN

1	9:22:05.927	55.407	+2.345	19.642	14.311	21.454
2	9:23:00.547	54.620	+1.558	18.854	14.336	21.430
3	9:23:54.017	53.470	+0.408	18.668	14.032	20.770
4	9:24:47.138	53.121	+0.059	18.266	13.937	20.918
5	9:25:40.200	53.062		18.448	13.941	20.673

(272) Santeri KALLIO

1	9:22:11.387	55.146	+2.057	19.424	14.315	21.407
2	9:23:06.222	54.835	+1.746	18.342	14.558	21.935
3	9:23:59.311	53.089		18.175	14.128	20.786
4	9:24:52.430	53.119	+0.030	18.045	14.033	21.041

(293) Henrique BAPTISTA

1	9:22:03.232	59.278	+6.181	20.635	14.854	23.789
2	9:22:58.577	55.345	+2.248	19.734	14.362	21.249
3	9:23:51.674	53.097		18.425	13.912	20.760
4	9:24:45.663	53.989	+0.892	18.529	13.974	21.486
5	9:25:40.118	54.455	+1.358	18.212	14.878	21.365

(235) Petr FULIN

1	9:22:05.539	55.205	+2.049	18.997	14.245	21.963
2	9:23:01.521	55.982	+2.826	18.912	14.816	22.254
3	9:23:55.273	53.752	+0.596	18.544	14.342	20.866
4	9:24:49.213	53.940	+0.784	18.625	14.205	21.110
5	9:25:42.369	53.156		18.272	14.250	20.634

(281) Antoni PTAK

1	9:22:08.247	56.429	+3.191	20.416	14.647	21.366
2	9:23:02.695	54.448	+1.210	18.808	14.265	21.375
3	9:23:56.559	53.864	+0.626	18.525	14.213	21.126
4	9:24:50.037	53.478	+0.240	18.326	14.176	20.976
5	9:25:43.275	53.238		18.173	14.155	20.910

(259) Max RENBERG

1	9:22:04.407	57.612	+4.326	20.315	14.917	22.380
2	9:22:59.151	54.744	+1.458	19.357	14.206	21.181
3	9:23:52.437	53.286		18.334	14.095	20.857
4	9:24:46.395	53.958	+0.672	18.183	14.147	21.628
5	9:25:39.789	53.394	+0.108	18.117	14.320	20.957

(284) Antoine LEPESQUEUX

1	9:22:04.157	55.620	+2.328	19.179	14.422	22.019
2	9:22:59.554	55.397	+2.105	19.045	15.139	21.213
3	9:23:53.387	53.833	+0.541	18.557	14.065	21.211
4	9:24:47.065	53.678	+0.386	18.261	14.012	21.405
5	9:25:40.357	53.292		18.244	14.037	21.011

(236) Jack WEPRIN

1	9:22:10.597	54.960	+1.561	19.358	14.200	21.402
2	9:23:04.152	53.555	+0.156	18.483	13.869	21.203
3	9:23:57.551	53.399		18.728	13.934	20.737
4	9:24:52.028	54.477	+1.078	18.223	14.850	21.404

(303) Carlo BORGHESE

1	9:22:01.958	58.100	+4.634	19.932	15.552	22.616
2	9:22:56.778	54.820	+1.354	19.364	14.251	21.205
3	9:23:51.456	54.678	+1.212	19.540	14.062	21.076
4	9:24:45.756	54.300	+0.834	18.906	14.062	21.332
5	9:25:39.222	53.466		18.401	14.261	20.804

(227) Ryo HIROOKA

1	9:22:02.498	58.715	+5.197	20.911	14.842	22.962
2	9:22:56.987	54.489	+0.971	19.107	14.358	21.024

Lap	Time of Day	Lap Tm	Diff	S1 Tm	S2 Tm	S3 Tm
3	9:23:50.505	53.518		18.399	14.137	20.982
4	9:24:45.480	54.975	+1.457	18.869	14.594	21.512
5	9:25:39.147	53.667	+0.149	18.075	14.397	21.195

(226) Jessica BACKMAN

1	9:22:03.917	57.330	+3.795	20.351	14.869	22.110
2	9:22:59.131	55.214	+1.679	19.191	14.581	21.442
3	9:23:53.954	54.823	+1.288	18.725	14.223	21.875
4	9:24:47.489	53.535		18.507	14.089	20.939
5	9:25:41.314	53.825	+0.290	18.648	14.307	20.870

(246) David RYCHTAR

1	9:22:04.171	58.064	+4.527	20.533	15.015	22.516
2	9:23:00.301	56.130	+2.593	19.857	14.605	21.668
3	9:23:56.167	55.866	+2.329	19.727	14.983	21.156
4	9:24:52.162	55.995	+2.458	18.995	15.562	21.438
5	9:25:45.699	53.537		18.523	14.311	20.703

(288) Riccardo ALBERTI

1	9:22:02.551	57.178	+3.248	19.622	14.700	22.856
2	9:22:58.416	55.865	+1.935	19.883	14.509	21.473
3	9:23:52.553	54.137	+0.207	18.925	14.065	21.147
4	9:24:47.045	54.492	+0.562	18.242	14.094	22.156
5	9:25:40.975	53.930		18.747	14.328	20.855

(292) Fabian ERLE

1	9:22:09.622	55.864	+1.679	19.739	14.491	21.634
2	9:23:03.873	54.251	+0.066	18.806	14.103	21.342
3	9:23:58.058	54.185		19.198	14.255	20.732
4	9:24:52.251	54.193	+0.008	18.323	14.524	21.346
5	9:25:49.245	56.994	+2.809	18.497	14.496	24.001

(299) Marc GONZALEZ

1	9:22:01.170	58.345	+3.887	20.788	15.041	22.516
2	9:22:55.946	54.776	+0.318	19.230	14.317	21.229
3	9:23:50.404	54.458		18.680	14.206	21.572
4	9:24:47.034	56.630	+2.172	18.549	14.747	23.334





Rotax Euro Challenge 2013 Laghi / Italy

Rotax Seniors

Laghi / Italy 1,256 Km

Warm up qualified 1-28

2013-05-26 09:50

Practice (5:00 Time) started at 9:50:07

Pos	No.	Name	Nat.	Chassis	Race Team	Laps	Best Tm	Diff	Gap In Lap	km/h
1	231	Pierce LEHANE	AUS	Alonso	Dan Holland Racing	5	49.973			90,481
2	206	Philip MORIN	SWE	Alonso	Dan Holland Racing	5	50.133	0.160	0.160	90,192
3	234	Charlie EASTWOOD	IRL	Tonykart	Strawberry Racing	5	50.176	0.203	0.043	90,115
4	202	Edward BRAND	GBR	Intrepid	Intrepid Driver Program	5	50.255	0.282	0.079	89,973
5	222	Harry WEBB	GBR	Tonykart	Strawberry Racing	5	50.306	0.333	0.051	89,882
6	228	Eugene DENYSSEN	ZAF	Alonso	Dan Holland Racing	5	50.349	0.376	0.043	89,805
7	276	Martin HENCKEL MORTEN	DNK	Tonykart	RS Competition	5	50.377	0.404	0.028	89,755
8	214	Petr BEZEL	CZE	MS Kart	MS Kart Racing Team	5	50.411	0.438	0.034	89,695
9	241	Karol DABSKI	POL	Praga	Praga Racing	5	50.430	0.457	0.019	89,661
10	279	Luke VARLEY	GBR	Birel	KMS Hungary	5	50.498	0.525	0.068	89,540
11	270	Oliver MYERS	GBR	Tonykart	Coles Racing	5	50.521	0.548	0.023	89,499
12	225	Kyle FOWLIE	GBR	Tonykart	Strawberry Racing	5	50.524	0.551	0.003	89,494
13	260	Charlie TURNER	GBR	Tonykart	Coles Racing	5	50.539	0.566	0.015	89,468
14	305	Xavier POZZOLI	FRA	Kosmic	Sonic Racing Kart	5	50.543	0.570	0.004	89,460
15	255	Ludvig MORIN	SWE	Kosmic	Morin Racing	5	50.698	0.725	0.155	89,187
16	239	Niklas TIIHONEN	FIN	Formula K	FK Racing Team AB Ltd	5	50.752	0.779	0.054	89,092
17	283	Joey VAN SPLUNTEREN	NLD	Gillard	DFK Racing Team	5	50.761	0.788	0.009	89,076
18	208	Jiri FORMAN	CZE	Tonykart	Protrain Racing	5	50.763	0.790	0.002	89,073
19	264	Jules COUSIN	FRA	FA Kart	DSS Kart	5	50.770	0.797	0.007	89,060
20	253	Kenny VERMEYLEN	BEL	Tecno	Tecno Kart Racing	5	50.828	0.855	0.058	88,959
21	267	Michael COOL	BEL	Tonykart	Bouvin Power	5	50.834	0.861	0.006	88,948
22	266	Connor JUPP	GBR	Alonso	Dan Holland Racing	5	50.834	0.861		88,948
23	216	Bryan EERDEN	NLD	Gillard	PDB Kart Racing	5	50.835	0.862	0.001	88,947
24	207	Bas DE LAAT	NLD	Gillard	PDB Kart Racing	5	50.954	0.981	0.119	88,739
25	247	Glenn VAN PARIJS	BEL	Tonykart	Bouvin Power/Raw Racing	5	51.006	1.033	0.052	88,648
26	218	Antoine BARTHON	FRA	Formula K	FK Racing Team AB Ltd	5	51.277	1.304	0.271	88,180
27	308	Nikolaj ROGIVUE	CHE	Birel	Spirit Racing	5	51.535	1.562	0.258	87,738
28	297	Max VERSTAPPEN	ITA	CRG	CRG SPA				0	-



Rotax Euro Challenge 2013 Laghi / Italy

Rotax Seniors

Laghi / Italy 1,256 Km

Warm up qualified 1-28

2013-05-26 09:50

Practice (5:00 Time) started at 9:50:07

Lap	Time of Day	Lap Tm	Diff	S1 Tm	S2 Tm	S3 Tm
(231) Pierce LEHANE						
1	9:52:02.462	50.918	+0.945	17.743	13.616	19.559
2	9:52:52.942	50.480	+0.507	17.443	13.584	19.453
3	9:53:43.053	50.111	+0.138	17.317	13.467	19.327
4	9:54:33.101	50.048	+0.075	17.329	13.399	19.320
5	9:55:23.074	49.973		17.260	13.386	19.327
(206) Philip MORIN						
1	9:51:58.213	50.658	+0.525	17.612	13.471	19.575
2	9:52:48.899	50.686	+0.553	17.423	13.657	19.606
3	9:53:39.032	50.133		17.282	13.410	19.441
4	9:54:29.421	50.389	+0.256	17.279	13.654	19.456
5	9:55:19.684	50.263	+0.130	17.274	13.526	19.463
(234) Charlie EASTWOOD						
1	9:51:57.625	51.125	+0.949	17.580	13.725	19.820
2	9:52:48.203	50.578	+0.402	17.429	13.549	19.600
3	9:53:38.465	50.262	+0.086	17.253	13.478	19.531
4	9:54:28.659	50.194	+0.018	17.236	13.476	19.482
5	9:55:18.835	50.176		17.288	13.481	19.407
(202) Edward BRAND						
1	9:51:57.945	51.700	+1.445	18.162	13.555	19.983
2	9:52:48.588	50.643	+0.388	17.505	13.482	19.656
3	9:53:38.843	50.255		17.309	13.429	19.517
4	9:54:29.731	50.888	+0.633	17.318	13.876	19.694
5	9:55:20.111	50.380	+0.125	17.343	13.579	19.458
(222) Harry WEBB						
1	9:52:18.089	51.512	+1.206	18.049	13.686	19.777
2	9:53:08.562	50.473	+0.167	17.312	13.478	19.683
3	9:53:58.949	50.387	+0.081	17.240	13.447	19.700
4	9:54:49.255	50.306		17.196	13.562	19.548
5	9:55:39.574	50.319	+0.013	17.206	13.571	19.542
(228) Eugene DENYSSEN						
1	9:52:21.251	50.936	+0.587	17.495	13.614	19.827
2	9:53:11.911	50.660	+0.311	17.295	13.553	19.812
3	9:54:02.260	50.349		17.251	13.470	19.628
4	9:54:52.802	50.542	+0.193	17.345	13.587	19.610
5	9:55:43.168	50.366	+0.017	17.258	13.508	19.600
(276) Martin HENCKEL MORTENSEN						
1	9:51:59.297	51.225	+0.848	17.732	13.690	19.803
2	9:52:50.039	50.742	+0.365	17.603	13.536	19.603
3	9:53:40.780	50.741	+0.364	17.485	13.626	19.630
4	9:54:31.361	50.581	+0.204	17.463	13.519	19.599
5	9:55:21.738	50.377		17.314	13.492	19.571
(214) Petr BEZEL						
1	9:51:47.032	51.213	+0.802	17.730	13.592	19.891
2	9:52:37.616	50.584	+0.173	17.447	13.550	19.587
3	9:53:28.607	50.991	+0.580	17.671	13.697	19.623
4	9:54:19.060	50.453	+0.042	17.424	13.493	19.536
5	9:55:09.471	50.411		17.298	13.560	19.553
(241) Karol DABSKI						
1	9:52:09.798	51.440	+1.010	17.973	13.773	19.694
2	9:53:00.545	50.747	+0.317	17.489	13.610	19.648
3	9:53:51.620	51.075	+0.645	17.546	13.759	19.770
4	9:54:42.217	50.597	+0.167	17.425	13.587	19.585
5	9:55:32.647	50.430		17.326	13.562	19.542
(279) Luke VARLEY						
1	9:51:47.370	52.166	+1.668	18.035	13.825	20.306

Lap	Time of Day	Lap Tm	Diff	S1 Tm	S2 Tm	S3 Tm
2	9:52:38.157	50.787	+0.289	17.562	13.600	19.625
3	9:53:29.018	50.861	+0.363	17.456	13.708	19.697
4	9:54:19.516	50.498		17.364	13.490	19.644
5	9:55:10.027	50.511	+0.013	17.395	13.447	19.669
(270) Oliver MYERS						
1	9:51:45.274	51.479	+0.958	17.863	13.779	19.837
2	9:52:35.919	50.645	+0.124	17.404	13.588	19.653
3	9:53:26.440	50.521		17.339	13.552	19.630
4	9:54:17.040	50.600	+0.079	17.338	13.679	19.583
5	9:55:08.227	51.187	+0.666	17.417	13.689	20.081
(225) Kyle FOWLIE						
1	9:51:54.341	51.245	+0.721	17.802	13.595	19.848
2	9:52:45.063	50.722	+0.198	17.558	13.532	19.632
3	9:53:35.615	50.552	+0.028	17.454	13.458	19.640
4	9:54:30.032	54.417	+3.893	19.084	15.529	19.804
5	9:55:20.556	50.524		17.372	13.496	19.656
(260) Charlie TURNER						
1	9:51:46.149	52.599	+2.060	18.008	14.351	20.240
2	9:52:37.385	51.236	+0.697	17.554	13.720	19.962
3	9:53:27.941	50.556	+0.017	17.460	13.621	19.475
4	9:54:18.480	50.539		17.524	13.524	19.491
5	9:55:09.147	50.667	+0.128	17.512	13.627	19.528
(305) Xavier POZZOLI						
1	9:51:45.645	51.364	+0.821	17.665	13.877	19.822
2	9:52:36.188	50.543		17.392	13.662	19.489
3	9:53:26.750	50.562	+0.019	17.406	13.578	19.578
4	9:54:17.401	50.651	+0.108	17.309	13.646	19.696
5	9:55:08.406	51.005	+0.462	17.296	13.554	20.155
(255) Ludvig MORIN						
1	9:51:46.356	53.260	+2.562	17.958	14.323	20.979
2	9:52:37.257	50.901	+0.203	17.546	13.586	19.769
3	9:53:29.126	51.869	+1.171	17.917	14.062	19.890
4	9:54:19.824	50.698		17.557	13.564	19.577
5	9:55:11.616	51.792	+1.094	17.804	14.104	19.884
(239) Niklas TIHONEN						
1	9:51:49.902	52.007	+1.255	17.727	13.883	20.397
2	9:52:41.016	51.114	+0.362	17.668	13.619	19.827
3	9:53:31.768	50.752		17.389	13.685	19.678
4	9:54:22.879	51.111	+0.359	17.564	13.607	19.940
5	9:55:15.177	52.298	+1.546	17.497	13.727	21.074
(283) Joey VAN SPLUNTEREN						
1	9:51:53.881	51.276	+0.515	17.726	13.786	19.764
2	9:52:44.791	50.910	+0.149	17.739	13.612	19.559
3	9:53:35.552	50.761		17.430	13.516	19.815
4	9:54:26.417	50.865	+0.104	17.639	13.513	19.713
5	9:55:17.383	50.966	+0.205	17.508	13.719	19.739
(208) Jiri FORMAN						
1	9:51:49.834	52.307	+1.544	17.971	14.093	20.243
2	9:52:40.918	51.084	+0.321	17.596	13.548	19.940
3	9:53:31.996	51.078	+0.315	17.420	13.832	19.826
4	9:54:23.038	51.042	+0.279	17.617	13.669	19.756
5	9:55:13.801	50.763		17.503	13.654	19.606
(264) Jules COUSIN						
1	9:51:52.295	51.427	+0.657	17.992	13.627	19.808
2	9:52:43.762	51.467	+0.697	17.826	13.640	20.001
3	9:53:34.532	50.770		17.573	13.551	19.646
4	9:54:26.209	51.677	+0.907	17.493	13.710	20.474



Rotax Euro Challenge 2013 Laghi / Italy

Rotax Seniors

Laghi / Italy 1,256 Km

Warm up qualified 1-28

2013-05-26 09:50

Practice (5:00 Time) started at 9:50:07

Lap	Time of Day	Lap Tm	Diff	S1 Tm	S2 Tm	S3 Tm	Lap	Time of Day	Lap Tm	Diff	S1 Tm	S2 Tm	S3 Tm
-----	-------------	--------	------	-------	-------	-------	-----	-------------	--------	------	-------	-------	-------

(253) Kenny VERMEYLEN

1	9:51:50.926	51.433	+0.605	17.855	13.735	19.843
2	9:52:41.827	50.901	+0.073	17.494	13.655	19.752
3	9:53:32.874	51.047	+0.219	17.562	13.714	19.771
4	9:54:23.702	50.828		17.558	13.634	19.636
5	9:55:15.044	51.342	+0.514	17.406	13.571	20.365

(267) Michael COOL

1	9:52:19.851	51.561	+0.727	17.891	13.868	19.802
2	9:53:11.152	51.301	+0.467	17.752	13.757	19.792
3	9:54:01.996	50.844	+0.010	17.546	13.645	19.653
4	9:54:53.140	51.144	+0.310	17.499	13.863	19.782
5	9:55:43.974	50.834		17.539	13.633	19.662

(266) Connor JUPP

1	9:52:06.588	51.637	+0.803	18.031	13.681	19.925
2	9:52:58.113	51.525	+0.691	17.950	13.578	19.997
3	9:53:49.132	51.019	+0.185	17.661	13.580	19.778
4	9:54:40.103	50.971	+0.137	17.498	13.696	19.777
5	9:55:30.937	50.834		17.497	13.592	19.745

(216) Bryan EERDEN

1	9:51:48.070	51.657	+0.822	18.058	13.793	19.806
2	9:52:39.452	51.382	+0.547	17.650	13.772	19.960
3	9:53:30.651	51.199	+0.364	17.655	13.672	19.872
4	9:54:21.510	50.859	+0.024	17.516	13.717	19.626
5	9:55:12.345	50.835		17.558	13.654	19.623

(207) Bas DE LAAT

1	9:51:55.297	51.702	+0.748	18.047	13.674	19.981
2	9:52:46.251	50.954		17.580	13.538	19.836
3	9:53:37.317	51.066	+0.112	17.571	13.647	19.848
4	9:54:28.569	51.252	+0.298	17.595	13.638	20.019
5	9:55:21.008	52.439	+1.485	18.059	14.195	20.185

(247) Glenn VAN PARIJS

1	9:52:16.149	51.526	+0.520	17.998	13.675	19.853
2	9:53:07.165	51.016	+0.010	17.615	13.706	19.695
3	9:53:59.581	52.416	+1.410	19.189	13.547	19.680
4	9:54:50.587	51.006		17.511	13.734	19.761
5	9:55:41.604	51.017	+0.011	17.652	13.638	19.727

(218) Antoine BARTHON

1	9:51:51.680	52.344	+1.067	18.244	13.835	20.265
2	9:52:43.992	52.312	+1.035	18.217	13.799	20.296
3	9:53:35.269	51.277		17.574	13.556	20.147
4	9:54:26.675	51.406	+0.129	17.547	13.618	20.241
5	9:55:18.086	51.411	+0.134	17.559	13.811	20.041

(308) Nikolaj ROGIVUE

1	9:51:50.168	52.325	+0.790	18.167	13.798	20.360
2	9:52:42.366	52.198	+0.663	17.737	14.000	20.461
3	9:53:33.901	51.535		17.917	13.785	19.833
4	9:54:26.122	52.221	+0.686	17.893	13.834	20.494
5	9:55:18.398	52.276	+0.741	18.293	13.771	20.212



Rotax Euro Challenge 2013 Laghi / Italy

Rotax Seniors

Laghi / Italy 1,256 Km

Second Chance Heat

2013-05-26 10:50

Race (10 Laps) started at 10:52:27

Pos	No.	Name	Nat.	Chassis	Race Team	Laps	Total Tm	Diff	Best Tm	In Lap	km/h	Points
1	221	Jan JONCK	DNK	Tonykart	RS Competition	10	8:26.079		50.362	5	89,782	0
2	219	Sam SCHIPPERS	NLD	FA Kart	Team TKP	10	8:26.441	0.362	50.332	5	89,835	0
3	217	Maximilian WEINZIERL	AUT	Alonso	Dan Holland Racing	10	8:27.466	1.387	50.170	5	90,126	0
4	258	Randy BERGLAS	CHE	Zanardi	G Star Raw Racing	10	8:27.592	1.513	50.192	6	90,086	0
5	263	Tobias HOLM	DNK	Tonykart	RS Competition	10	8:27.885	1.806	50.277	5	89,934	0
6	237	Sten Dorian PIIRIMAGI	EST	Tonykart	Aix Racing Team	10	8:31.352	5.273	50.270	4	89,946	0
7	226	Jessica BACKMAN	SWE	Tonykart	Strawberry Racing	10	8:31.881	5.802	50.019	6	90,398	0
8	272	Santeri KALLIO	FIN	Formula K	FK Racing Team AB Ltd	10	8:32.375	6.296	50.263	6	89,959	0
9	250	Lennert VAN BOGAERT	BEL	Sodi	WINMAX Team	10	8:33.253	7.174	50.261	3	89,962	0
10	223	Aavo TALVAR	EST	Tonykart	Talvar Racing	10	8:34.457	8.378	50.048	5	90,345	0
11	227	Ryo HIROOKA	JPN	Intrepid	Intrepid Driver Program	10	8:34.649	8.570	50.148	5	90,165	0
12	240	Eva BENES	FRA	Kosmic	PKS	10	8:34.846	8.767	50.368	4	89,771	0
13	300	Lorenzo SCATIGNA	ITA	Haase	Motor.one	10	8:35.242	9.163	50.197	3	90,077	0
14	249	Alessandro TROMBELLI	ITA	Energy	FK Racing Team AB Ltd	10	8:36.685	10.606	50.411	6	89,695	0
15	236	Jack WEPRIN	USA	Alonso	Dan Holland Racing	10	8:40.484	14.405	50.193	6	90,084	0
16	293	Henrique BAPTISTA	PRT	Kosmic	Paul Carr Racing	10	8:40.974	14.895	50.486	7	89,561	0
17	299	Marc GONZALEZ	ESP	Kosmic	Binakart	10	8:41.086	15.007	50.403	7	89,709	0
18	235	Petr FULIN	CZE	OK1	OK1 Racing Team	10	8:41.362	15.283	50.827	5	88,961	0
19	271	Kristian THORSEN	DNK	Tonykart	RS Competition	10	8:43.388	17.309	50.370	8	89,768	0
20	295	Nicholas LEVA	FIN	Formula K	FK Racing Team AB Ltd	10	8:43.765	17.686	50.826	10	88,962	0
21	230	Fazio FRANSEN	NLD	CRG	CRG Holland	10	8:44.050	17.971	50.602	10	89,356	0
22	309	Zachary CLAMAN DE MELO	CAN	CRG	CRG SPA	10	8:44.905	18.826	50.499	8	89,538	0
23	284	Antoine LEPESQUEUX	FRA	Sodi	WINMAX Team	10	8:46.086	20.007	50.535	10	89,475	0
24	288	Riccardo ALBERTI	ITA	Kosmic	Scarpi Racing Team	10	8:46.557	20.478	50.820	10	88,973	0
25	303	Carlo BORGHESE	ITA	RK	Laudato Racing Team	10	8:46.865	20.786	50.800	7	89,008	0
26	246	David RYCHTAR	CZE	Birel	Gregor Racing	10	8:47.645	21.566	50.973	10	88,706	0
27	310	Niccolo SCHIRO	ITA	Energy	Energy Racing	10	8:48.081	22.002	50.637	8	89,294	0
28	292	Fabian ERLE	DEU	Maranello	Nees Racing	10	8:49.885	23.806	50.846	9	88,927	0
29	242	Lukasz BARTOSZUK	POL	Tonykart	Wyrzykowski Motorsport	10	8:50.865	24.786	50.492	2	89,551	0
30	259	Max RENBERG	SWE	Tonykart	Renbergs Racing	10	8:55.534	29.455	51.034	7	88,600	0
31	281	Antoni PTAK	USA	Birel	KMS Hungary	5	4:26.492	5 Laps	51.601	4	87,626	0
32	301	Filippo LAGHI	ITA	Haase	Motor ONE	3	2:45.222	7 Laps	51.789	3	87,308	0
33	275	Massimo ACETO	ITA	Righetti Ridolf	Gold Kart Racing Team	3	2:58.518	7 Laps	53.022	2	85,278	0
34	248	Juuso PYKALAINEN	FIN	Tonykart	MPT Racing	2	1:58.968	8 Laps	54.703	1	82,657	0

Announcements

These results are provisional until the conclusion of any judicial and technical matters

Started: 34 Classified: 34 Not classified: 0

Margin of Victory	Ø km/h	Best Lap Tm	km/h	Best Lap by
0.362	89,346	50.019	90,398	226 - Jessica BACKMAN

Official Timing www.camp-company.de / www.motorsport-events.se

Orbits

Timekeeping Ingrid and Meik Wagner:

Clerk of the course Nigel Edwards:

www.mylaps.com

Steward (Chairman) Ian Watson:

Chief Scrutineer Paul Klaassen:

Licensed to: Motorsport Events

Printed: 2013-05-26 11:04:18

posted at:

h



Rotax Euro Challenge 2013 Laghi / Italy

Rotax Seniors

Laghi / Italy 1,256 Km

Second Chance Heat

2013-05-26 10:50

Race (10 Laps) started at 10:52:27

Lap	Time of Day	Lap Tm	Diff	S1 Tm	S2 Tm	S3 Tm	Lap	Time of Day	Lap Tm	Diff	S1 Tm	S2 Tm	S3 Tm
(221) Jan JONCK							5	10:56:43.733	50.470	+0.200	17.376	13.557	19.537
1	10:53:18.781	51.394	+1.032	18.284	13.549	19.561	6	10:57:34.407	50.674	+0.404	17.364	13.546	19.764
2	10:54:09.696	50.915	+0.553	17.543	13.670	19.702	7	10:58:26.758	52.351	+2.081	17.406	13.763	21.182
3	10:55:00.291	50.595	+0.233	17.395	13.517	19.683	8	10:59:17.721	50.963	+0.693	17.685	13.618	19.660
4	10:55:50.821	50.530	+0.168	17.417	13.538	19.575	9	11:00:08.273	50.552	+0.282	17.323	13.663	19.566
5	10:56:41.183	50.362		17.364	13.438	19.560	10	11:00:58.739	50.466	+0.196	17.373	13.545	19.548
6	10:57:31.559	50.376	+0.014	17.300	13.497	19.579	(226) Jessica BACKMAN						
7	10:58:22.088	50.529	+0.167	17.368	13.551	19.610	1	10:53:24.048	54.908	+4.889	20.231	14.054	20.623
8	10:59:12.555	50.467	+0.105	17.392	13.488	19.587	2	10:54:16.251	52.203	+2.184	17.859	13.919	20.425
9	11:00:02.983	50.428	+0.066	17.390	13.499	19.539	3	10:55:06.632	50.381	+0.362	17.360	13.571	19.450
10	11:00:53.466	50.483	+0.121	17.376	13.506	19.601	4	10:55:56.852	50.220	+0.201	17.276	13.519	19.425
(219) Sam SCHIPPERS							5	10:56:46.983	50.131	+0.112	17.266	13.502	19.363
1	10:53:19.644	52.162	+1.830	18.762	13.821	19.579	6	10:57:37.002	50.019		17.187	13.450	19.382
2	10:54:10.068	50.424	+0.092	17.374	13.496	19.554	7	10:58:27.279	50.277	+0.258	17.189	13.578	19.510
3	10:55:00.630	50.562	+0.230	17.371	13.530	19.661	8	10:59:18.901	51.622	+1.603	17.548	13.828	20.246
4	10:55:51.036	50.406	+0.074	17.347	13.436	19.623	9	11:00:09.118	50.217	+0.198	17.334	13.501	19.382
5	10:56:41.368	50.332		17.345	13.474	19.513	10	11:00:59.268	50.150	+0.131	17.286	13.467	19.397
6	10:57:31.735	50.367	+0.035	17.320	13.479	19.568	(272) Santeri KALLIO						
7	10:58:22.362	50.627	+0.295	17.366	13.600	19.661	1	10:53:22.284	54.611	+4.348	19.155	14.649	20.807
8	10:59:12.905	50.543	+0.211	17.359	13.604	19.580	2	10:54:12.966	50.682	+0.419	17.519	13.613	19.550
9	11:00:03.344	50.439	+0.107	17.309	13.610	19.520	3	10:55:03.431	50.465	+0.202	17.420	13.466	19.579
10	11:00:53.828	50.484	+0.152	17.413	13.510	19.561	4	10:55:53.883	50.452	+0.189	17.439	13.529	19.484
(217) Maximilian WEINZIERL							5	10:56:44.395	50.512	+0.249	17.494	13.498	19.520
1	10:53:20.937	53.241	+3.071	19.325	14.104	19.812	6	10:57:34.658	50.263		17.323	13.426	19.514
2	10:54:11.194	50.257	+0.087	17.275	13.362	19.620	7	10:58:26.736	52.078	+1.815	17.308	13.765	21.005
3	10:55:01.610	50.416	+0.246	17.421	13.428	19.567	8	10:59:19.032	52.296	+2.033	18.291	13.793	20.212
4	10:55:51.984	50.374	+0.204	17.302	13.420	19.652	9	11:00:09.433	50.401	+0.138	17.403	13.506	19.492
5	10:56:42.154	50.170		17.327	13.362	19.481	10	11:00:59.762	50.329	+0.066	17.332	13.432	19.565
6	10:57:32.559	50.405	+0.235	17.277	13.639	19.489	(250) Lennert VAN BOGAERT						
7	10:58:22.914	50.355	+0.185	17.279	13.525	19.551	1	10:53:22.927	54.907	+4.646	19.626	14.447	20.834
8	10:59:13.696	50.782	+0.612	17.330	13.685	19.767	2	10:54:14.147	51.220	+0.959	18.065	13.664	19.491
9	11:00:03.977	50.281	+0.111	17.328	13.429	19.524	3	10:55:04.408	50.261		17.392	13.431	19.438
10	11:00:54.853	50.876	+0.706	17.343	13.493	20.040	4	10:55:55.000	50.592	+0.331	17.315	13.801	19.476
(258) Randy BERGLAS							5	10:56:45.872	50.872	+0.611	17.758	13.688	19.426
1	10:53:20.385	52.868	+2.676	18.871	14.279	19.718	6	10:57:36.278	50.406	+0.145	17.409	13.529	19.468
2	10:54:10.927	50.542	+0.350	17.357	13.528	19.657	7	10:58:26.985	50.707	+0.446	17.385	13.503	19.819
3	10:55:01.325	50.398	+0.206	17.367	13.451	19.580	8	10:59:18.801	51.816	+1.555	17.743	13.833	20.240
4	10:55:51.698	50.373	+0.181	17.277	13.540	19.556	9	11:00:10.150	51.349	+1.088	18.124	13.564	19.661
5	10:56:41.964	50.266	+0.074	17.280	13.432	19.554	10	11:01:00.640	50.490	+0.229	17.503	13.465	19.522
6	10:57:32.156	50.192		17.210	13.420	19.562	(223) Aavo TALVAR						
7	10:58:22.702	50.546	+0.354	17.286	13.656	19.604	1	10:53:24.649	55.858	+5.810	20.977	14.001	20.880
8	10:59:13.349	50.647	+0.455	17.386	13.738	19.523	2	10:54:17.080	52.431	+2.383	17.615	14.088	20.728
9	11:00:03.709	50.360	+0.168	17.347	13.503	19.510	3	10:55:08.386	51.306	+1.258	17.765	13.659	19.882
10	11:00:54.979	51.270	+1.078	17.398	13.513	20.359	4	10:55:58.755	50.369	+0.321	17.281	13.533	19.555
(263) Tobias HOLM							5	10:56:48.803	50.048		17.225	13.349	19.474
1	10:53:20.093	52.665	+2.388	18.718	14.299	19.648	6	10:57:38.959	50.156	+0.108	17.205	13.452	19.499
2	10:54:10.558	50.465	+0.188	17.439	13.494	19.532	7	10:58:29.303	50.344	+0.296	17.258	13.542	19.544
3	10:55:00.982	50.424	+0.147	17.414	13.403	19.607	8	10:59:19.699	50.396	+0.348	17.358	13.396	19.642
4	10:55:51.288	50.306	+0.029	17.331	13.514	19.461	9	11:00:10.817	51.118	+1.070	17.558	13.560	20.000
5	10:56:41.565	50.277		17.318	13.485	19.474	10	11:01:01.844	51.027	+0.979	17.328	13.431	20.268
6	10:57:31.878	50.313	+0.036	17.293	13.407	19.613	(227) Ryo HIROOKA						
7	10:58:22.536	50.658	+0.381	17.406	13.585	19.667	1	10:53:24.875	55.330	+5.182	20.708	14.505	20.117
8	10:59:13.982	51.446	+1.169	17.427	13.968	20.051	2	10:54:16.779	51.904	+1.756	17.786	13.790	20.328
9	11:00:04.599	50.617	+0.340	17.422	13.578	19.617	3	10:55:07.604	50.825	+0.677	17.648	13.558	19.619
10	11:00:55.272	50.673	+0.396	17.531	13.537	19.605	4	10:55:58.265	50.661	+0.513	17.267	13.817	19.577
(237) Sten Dorian PIIRIMAGI							5	10:56:48.413	50.148		17.227	13.484	19.437
1	10:53:21.762	53.989	+3.719	19.389	14.394	20.206	6	10:57:38.576	50.163	+0.015	17.260	13.523	19.380
2	10:54:12.562	50.800	+0.530	17.647	13.630	19.523	7	10:58:28.960	50.384	+0.236	17.307	13.564	19.513
3	10:55:02.993	50.431	+0.161	17.370	13.512	19.549	8	10:59:19.826	50.866	+0.718	17.388	13.522	19.956
4	10:55:53.263	50.270		17.296	13.544	19.430	9	11:00:11.213	51.387	+1.239	17.609	13.840	19.938
							10	11:01:02.036	50.823	+0.675	17.425	13.676	19.722



Rotax Euro Challenge 2013 Laghi / Italy

Rotax Seniors

Laghi / Italy 1,256 Km

Second Chance Heat

2013-05-26 10:50

Race (10 Laps) started at 10:52:27

Lap	Time of Day	Lap Tm	Diff	S1 Tm	S2 Tm	S3 Tm	Lap	Time of Day	Lap Tm	Diff	S1 Tm	S2 Tm	S3 Tm
(240) Eva BENES							5	10:56:54.230	51.438	+1.035	17.775	13.487	20.176
1	10:53:23.583	55.847	+5.479	20.020	14.093	21.734	6	10:57:45.363	51.133	+0.730	17.578	13.889	19.666
2	10:54:14.440	50.857	+0.489	17.646	13.534	19.677	7	10:58:35.766	50.403	17.399	13.490	19.514	
3	10:55:04.888	50.448	+0.080	17.338	13.500	19.610	8	10:59:26.398	50.632	+0.229	17.479	13.602	19.551
4	10:55:55.256	50.368		17.375	13.482	19.511	9	11:00:17.480	51.082	+0.679	17.492	13.478	20.112
5	10:56:46.130	50.874	+0.506	17.280	14.109	19.485	10	11:01:08.473	50.993	+0.590	17.475	13.745	19.773
6	10:57:36.756	50.626	+0.258	17.540	13.560	19.526	(235) Petr FULIN						
7	10:58:27.564	50.808	+0.440	17.376	13.754	19.678	1	10:53:25.633	56.683	+5.856	21.149	15.039	20.495
8	10:59:19.286	51.722	+1.354	17.632	13.815	20.275	2	10:54:19.186	53.553	+2.726	18.335	14.291	20.927
9	11:00:10.569	51.283	+0.915	17.540	13.534	20.209	3	10:55:10.285	51.099	+0.272	17.476	13.936	19.687
10	11:01:02.233	51.664	+1.296	17.323	13.477	20.864	4	10:56:01.371	51.086	+0.259	17.494	13.712	19.880
(300) Lorenzo SCATIGNA							5	10:56:52.198	50.827		17.604	13.575	19.648
1	10:53:23.255	55.262	+5.065	20.166	14.089	21.007	6	10:57:43.212	51.014	+0.187	17.493	13.612	19.909
2	10:54:13.999	50.744	+0.547	17.518	13.549	19.677	7	10:58:34.132	50.920	+0.093	17.390	13.478	20.052
3	10:55:04.196	50.197		17.216	13.444	19.537	8	10:59:26.179	52.047	+1.220	17.800	13.778	20.469
4	10:55:54.719	50.523	+0.326	17.310	13.581	19.632	9	11:00:17.607	51.428	+0.601	17.408	13.453	20.567
5	10:56:45.060	50.341	+0.144	17.249	13.551	19.541	10	11:01:08.749	51.142	+0.315	17.548	13.819	19.775
6	10:57:35.548	50.488	+0.291	17.268	13.574	19.646	(271) Kristian THORSEN						
7	10:58:26.826	51.278	+1.081	17.334	13.552	20.392	1	10:53:27.521	58.400	+8.030	23.021	14.330	21.049
8	10:59:19.438	52.612	+2.415	17.829	14.278	20.505	2	10:54:19.960	52.439	+2.069	18.094	13.767	20.578
9	11:00:11.085	51.647	+1.450	17.721	13.924	20.002	3	10:55:13.178	53.218	+2.848	17.716	13.820	21.682
10	11:01:02.629	51.544	+1.347	17.433	14.227	19.884	4	10:56:05.211	52.033	+1.663	17.529	14.721	19.783
(249) Alessandro TROMBELLI							5	10:56:55.975	50.764	+0.394	17.400	13.422	19.942
1	10:53:25.912	56.118	+5.707	21.044	14.386	20.688	6	10:57:48.270	52.295	+1.925	17.709	14.112	20.474
2	10:54:18.273	52.361	+1.950	17.879	14.020	20.462	7	10:58:39.074	50.804	+0.434	17.525	13.417	19.862
3	10:55:09.208	50.935	+0.524	17.469	13.859	19.607	8	10:59:29.444	50.370	17.342	13.477	19.551	
4	10:55:59.729	50.521	+0.110	17.448	13.531	19.542	9	11:00:20.135	50.691	+0.321	17.401	13.550	19.740
5	10:56:50.971	51.242	+0.831	17.978	13.804	19.460	10	11:01:10.775	50.640	+0.270	17.433	13.706	19.501
6	10:57:41.382	50.411		17.293	13.665	19.453	(295) Nicholas LEVA						
7	10:58:32.181	50.799	+0.388	17.453	13.602	19.744	1	10:53:23.761	55.439	+4.613	20.355	13.948	21.136
8	10:59:22.762	50.581	+0.170	17.401	13.617	19.563	2	10:54:16.671	52.910	+2.084	17.972	14.408	20.530
9	11:00:13.415	50.653	+0.242	17.439	13.564	19.650	3	10:55:09.146	52.475	+1.649	17.636	14.118	20.721
10	11:01:04.072	50.657	+0.246	17.342	13.749	19.566	4	10:56:00.893	51.747	+0.921	17.814	13.534	20.399
(236) Jack WEPRIN							5	10:56:54.146	53.253	+2.427	17.603	14.352	21.298
1	10:53:26.752	56.577	+6.384	21.477	14.260	20.840	6	10:57:47.112	52.966	+2.140	18.415	14.481	20.070
2	10:54:18.906	52.154	+1.961	17.418	13.993	20.743	7	10:58:38.307	51.195	+0.369	17.712	13.663	19.820
3	10:55:10.029	51.123	+0.930	17.374	13.658	20.091	8	10:59:29.205	50.898	+0.072	17.547	13.613	19.738
4	10:56:01.554	51.525	+1.332	18.045	13.674	19.806	9	11:00:20.326	51.121	+0.295	17.479	13.617	20.025
5	10:56:53.636	52.082	+1.889	17.608	13.828	20.646	10	11:01:11.152	50.826		17.494	13.649	19.683
6	10:57:43.829	50.193		17.344	13.429	19.420	(230) Fazio FRANSEN						
7	10:58:34.304	50.475	+0.282	17.289	13.505	19.681	1	10:53:28.650	59.656	+9.054	25.359	13.792	20.505
8	10:59:25.878	51.574	+1.381	17.297	13.854	20.423	2	10:54:20.513	51.863	+1.261	17.744	13.895	20.224
9	11:00:17.170	51.292	+1.099	17.268	13.581	20.443	3	10:55:13.262	52.749	+2.147	18.483	14.116	20.150
10	11:01:07.871	50.701	+0.508	17.324	13.867	19.510	4	10:56:04.846	51.584	+0.982	17.721	14.221	19.642
(293) Henrique BAPTISTA							5	10:56:55.874	51.028	+0.426	17.481	13.520	20.027
1	10:53:24.737	55.863	+5.377	21.053	14.022	20.788	6	10:57:48.086	52.212	+1.610	17.715	14.119	20.378
2	10:54:17.497	52.760	+2.274	17.826	14.501	20.433	7	10:58:39.322	51.236	+0.634	17.478	13.543	20.215
3	10:55:09.635	52.138	+1.652	17.468	13.973	20.697	8	10:59:30.201	50.879	+0.277	17.568	13.586	19.725
4	10:56:00.785	51.150	+0.664	17.486	13.545	20.119	9	11:00:20.835	50.634	+0.032	17.544	13.557	19.533
5	10:56:51.933	51.148	+0.662	17.999	13.608	19.541	10	11:01:11.437	50.602		17.407	13.512	19.683
6	10:57:43.344	51.411	+0.925	17.592	13.829	19.990	(309) Zachary CLAMAN DE MELO						
7	10:58:33.830	50.486		17.414	13.421	19.651	1	10:53:25.712	55.485	+4.986	20.958	14.280	20.247
8	10:59:25.998	52.168	+1.682	17.459	14.277	20.432	2	10:54:18.162	52.450	+1.951	17.934	13.818	20.698
9	11:00:16.819	50.821	+0.335	17.373	13.484	19.964	3	10:55:15.048	56.886	+6.387	17.424	19.205	20.257
10	11:01:08.361	51.542	+1.056	17.566	14.153	19.823	4	10:56:05.715	50.667	+0.168	17.566	13.501	19.600
(299) Marc GONZALEZ							5	10:56:56.396	50.681	+0.182	17.340	13.606	19.735
1	10:53:27.158	57.046	+6.643	21.614	14.462	20.970	6	10:57:49.319	52.923	+2.424	17.509	14.056	21.358
2	10:54:19.864	52.706	+2.303	18.138	13.973	20.595	7	10:58:40.411	51.092	+0.593	17.978	13.480	19.634
3	10:55:11.936	52.072	+1.669	17.612	13.888	20.572	8	10:59:30.910	50.499		17.420	13.551	19.528
4	10:56:02.792	50.856	+0.453	17.554	13.617	19.685	9	11:00:21.727	50.817	+0.318	17.353	13.918	19.546
							10	11:01:12.292	50.565	+0.066	17.462	13.501	19.602



Rotax Euro Challenge 2013 Laghi / Italy

Rotax Seniors

Laghi / Italy 1,256 Km

Second Chance Heat

2013-05-26 10:50

Race (10 Laps) started at 10:52:27

Lap	Time of Day	Lap Tm	Diff	S1 Tm	S2 Tm	S3 Tm	Lap	Time of Day	Lap Tm	Diff	S1 Tm	S2 Tm	S3 Tm
(284) Antoine LEPESQUEUX							5	10:56:54.893	52.299	+1.453	17.701	13.691	20.907
1	10:53:30.951	1:02.217	+11.682	28.553	13.887	19.777	6	10:57:53.467	58.574	+7.728	18.167	17.247	23.160
2	10:54:21.728	50.777	+0.242	17.547	13.652	19.578	7	10:58:44.583	51.116	+0.270	17.651	13.645	19.820
3	10:55:17.981	56.253	+5.718	17.498	18.670	20.085	8	10:59:35.564	50.981	+0.135	17.527	13.661	19.793
4	10:56:08.759	50.778	+0.243	17.460	13.670	19.648	9	11:00:26.410	50.846	17.461	13.640	19.745	
5	10:56:59.478	50.719	+0.184	17.573	13.548	19.598	10	11:01:17.272	50.862	+0.016	17.477	13.623	19.762
6	10:57:50.282	50.804	+0.269	17.366	13.606	19.832	(242) Lukasz BARTOSZUK						
7	10:58:41.173	50.891	+0.356	17.561	13.546	19.784	1	10:53:31.461	1:01.574	+11.082	27.465	14.250	19.859
8	10:59:32.105	50.932	+0.397	17.672	13.743	19.517	2	10:54:21.953	50.492		17.478	13.521	19.493
9	11:00:22.938	50.833	+0.298	17.363	13.554	19.916	3	10:55:13.341	51.388	+0.896	17.475	14.193	19.720
10	11:01:13.473	50.535		17.317	13.583	19.635	4	10:56:05.404	52.063	+1.571	17.768	14.471	19.824
(288) Riccardo ALBERTI							5	10:56:56.617	51.213	+0.721	17.511	13.936	19.766
1	10:53:24.262	55.012	+4.192	20.204	14.115	20.693	6	10:57:55.606	58.989	+8.497	17.444	14.004	27.541
2	10:54:17.923	53.661	+2.841	17.768	14.533	21.360	7	10:58:46.517	50.911	+0.419	17.673	13.675	19.473
3	10:55:12.155	54.232	+3.412	17.396	15.868	20.968	8	10:59:37.088	50.571	+0.079	17.334	13.631	19.606
4	10:56:04.001	51.846	+1.026	17.845	13.709	20.292	9	11:00:27.741	50.653	+0.161	17.468	13.641	19.544
5	10:56:56.790	52.789	+1.969	18.041	13.640	21.108	10	11:01:18.252	50.511	+0.019	17.437	13.533	19.541
6	10:57:49.832	53.042	+2.222	17.589	14.473	20.980	(259) Max RENBERG						
7	10:58:41.000	51.168	+0.348	17.727	13.628	19.813	1	10:53:26.959	57.013	+5.979	21.505	14.260	21.248
8	10:59:31.941	50.941	+0.121	17.532	13.657	19.752	2	10:54:19.542	52.583	+1.549	17.983	14.094	20.506
9	11:00:23.124	51.183	+0.363	17.811	13.594	19.778	3	10:55:10.638	51.096	+0.062	17.544	13.807	19.745
10	11:01:13.944	50.820		17.444	13.616	19.760	4	10:56:02.363	51.725	+0.691	17.616	13.758	20.351
(303) Carlo BORGHESE							5	10:56:53.502	51.139	+0.105	17.565	13.476	20.098
1	10:53:26.635	55.832	+5.032	20.490	14.337	21.005	6	10:57:57.950	1:04.448	+13.414	17.671	25.233	21.544
2	10:54:19.537	52.902	+2.102	18.178	13.946	20.778	7	10:58:48.984	51.034	17.461	13.804	19.769	
3	10:55:12.052	52.515	+1.715	17.737	14.019	20.759	8	10:59:40.414	51.430	+0.396	17.515	13.698	20.217
4	10:56:02.935	50.883	+0.083	17.640	13.539	19.704	9	11:00:31.734	51.320	+0.286	17.555	13.950	19.815
5	10:56:54.641	51.706	+0.906	17.769	13.497	20.440	10	11:01:22.921	51.187	+0.153	17.567	13.681	19.939
6	10:57:48.669	54.028	+3.228	17.996	14.332	21.700	(281) Antoni PTAK						
7	10:58:39.469	50.800		17.501	13.577	19.722	1	10:53:24.185	55.703	+4.102	20.544	13.958	21.201
8	10:59:30.522	51.053	+0.253	17.714	13.495	19.844	2	10:54:18.753	54.568	+2.967	17.919	15.193	21.456
9	11:00:23.346	52.824	+2.024	17.611	14.538	20.675	3	10:55:10.539	51.786	+0.185	17.701	14.301	19.784
10	11:01:14.252	50.906	+0.106	17.581	13.607	19.718	4	10:56:02.140	51.601		17.998	13.626	19.977
(246) David RYCHTAR							5	10:56:53.879	51.739	+0.138	17.371	13.550	20.818
1	10:53:27.790	59.474	+8.501	21.338	15.853	22.283	(281) Antoni PTAK						
2	10:54:20.169	52.379	+1.406	18.481	13.707	20.191	1	10:53:24.185	55.703	+4.102	20.544	13.958	21.201
3	10:55:12.512	52.343	+1.370	17.770	13.766	20.807	2	10:54:18.753	54.568	+2.967	17.919	15.193	21.456
4	10:56:04.185	51.673	+0.700	17.990	13.917	19.766	3	10:55:10.539	51.786	+0.185	17.701	14.301	19.784
5	10:56:55.180	50.995	+0.022	17.675	13.532	19.788	4	10:56:02.140	51.601		17.998	13.626	19.977
6	10:57:49.529	54.349	+3.376	18.320	15.099	20.930	5	10:56:53.879	51.739	+0.138	17.371	13.550	20.818
7	10:58:40.880	51.351	+0.378	17.902	13.576	19.873	(301) Filippo LAGHI						
8	10:59:32.727	51.847	+0.874	17.886	14.238	19.723	1	10:53:27.321	57.709	+5.920	21.898	14.559	21.252
9	11:00:24.059	51.332	+0.359	17.597	13.542	20.193	2	10:54:20.820	53.499	+1.710	18.763	13.766	20.970
10	11:01:15.032	50.973		17.513	13.631	19.829	3	10:55:12.609	51.789		17.734	13.599	20.456
(310) Niccolo SCHIRO							(275) Massimo ACETO						
1	10:53:25.229	55.782	+5.145	20.972	14.448	20.362	1	10:53:24.604	57.005	+3.983	18.927	16.504	21.574
2	10:54:19.825	54.596	+3.959	18.001	14.158	22.437	2	10:54:17.626	53.022		18.447	14.179	20.396
3	10:55:17.728	57.903	+7.266	19.046	18.424	20.433	3	10:55:25.905	1:08.279	+15.257	17.555	16.859	33.865
4	10:56:08.600	50.872	+0.235	17.448	13.716	19.708	(248) Juuso PYKALAINEN						
5	10:57:01.583	52.983	+2.346	19.552	13.760	19.671	1	10:53:22.851	54.703		20.391	13.810	20.502
6	10:57:52.704	51.121	+0.484	17.358	13.535	20.228	2	10:54:26.355	1:03.504	+8.801	18.790	23.446	21.268
7	10:58:43.517	50.813	+0.176	17.665	13.540	19.608	(292) Fabian ERLE						
8	10:59:34.154	50.637		17.459	13.535	19.643	1	10:53:23.803	55.324	+4.478	20.359	14.065	20.900
9	11:00:24.797	50.643	+0.006	17.441	13.607	19.595	2	10:54:16.588	52.785	+1.939	18.032	13.864	20.889
10	11:01:15.468	50.671	+0.034	17.518	13.528	19.625	3	10:55:09.964	53.376	+2.530	18.176	14.068	21.132
(292) Fabian ERLE							4	10:56:02.594	52.630	+1.784	17.634	14.344	20.652

Rotax Euro Challenge 2013
 Class: Rotax Max Seniors
 Date/Time: 2013-05-26 12:10

Track: Laghi / Italy
 Heat: Prefinal
 Laps: 13

Edition 1

Tobias HOLM	263 33	2nd Chance 5	17	Sten Dorian PIIRIMAGI	237 34	2nd Chance 6
Maximilian WEINZIERL	217 31	2nd Chance 3	16	Randy BERGLAS	258 32	2nd Chance 4
Jan JONCK	221 29	2nd Chance 1	15	Sam SCHIPPERS	219 30	2nd Chance 2
Charlie TURNER	260 27	Points 48 Quali Rank 14	14	Glenn VAN PARIJS	247 28	Points 51 Quali Rank 43
Eugene DENYSSEN	228 25	Points 45 Quali Rank 5	13	Nikolaj ROGIVUE	308 26	Points 47 Quali Rank 65
Joey VAN SPLUNTER	283 23	Points 44 Quali Rank 50	12	Connor JUPP	266 24	Points 44 Quali Rank 76
Edward BRAND	202 21	Points 42 Quali Rank 24	11	Antoine BARTHON	218 22	Points 43 Quali Rank 34
Oliver MYERS	270 19	Points 39 Quali Rank 17	10	Luke VARLEY	279 20	Points 41 Quali Rank 36
Michael COOL	267 17	Points 36 Quali Rank 57	9	Karol DABSKI	241 18	Points 37 Quali Rank 4
Martin HENCKEL MORI	276 15	Points 35 Quali Rank 20	8	Bryan EERDEN	216 16	Points 35 Quali Rank 39
Jules COUSIN	264 13	Points 32 Quali Rank 30	7	Kenny VERMEYLEN	253 14	Points 34 Quali Rank 46
Ludvig MORIN	255 11	Points 29 Quali Rank 31	6	Bas DE LAAT	207 12	Points 31 Quali Rank 12
Pierce LEHANE	231 9	Points 26 Quali Rank 2	5	Xavier POZZOLI	305 10	Points 27 Quali Rank 21
Kyle FOWLIE	225 7	Points 23 Quali Rank 53	4	Niklas TIIHONEN	239 8	Points 24 Quali Rank 9
Jiri FORMAN	208 5	Points 21 Quali Rank 15	3	Petr BEZEL	214 6	Points 21 Quali Rank 27
Harry WEBB	222 3	Points 6 Quali Rank 1	2	Charlie EASTWOOD	234 4	Points 15 Quali Rank 10
Philip MORIN	206 1	Points 0 Quali Rank 3	1	Max VERSTAPPEN	297 2	Points 4 Quali Rank 7

Pole Position

Clerk of the course Nigel Edwards:
 Stewards (Chairman) Ian Watson:

Scrutineer Paul Klaassen:
 Timekeeping Ingrid/Meik Wagner:

posted at: h

These results are provisional until the conclusion of any judicial and technical matters

printed 2013-05-26 11:08



Rotax Euro Challenge 2013 Laghi / Italy

Rotax Seniors

Laghi / Italy 1,256 Km

Pre-Final

2013-05-26 12:10

Race (13 Laps) started at 12:12:13

Pos	No.	Name	Nat.	Chassis	Race Team	Laps	Total Tm	Diff	Best Tm	In Lap	km/h	Points
1	222	Harry WEBB	GBR	Tonykart	Strawberry Racing	13	10:57.451		50.000	13	90,432	34
2	297	Max VERSTAPPEN	ITA	CRG	CRG SPA	13	10:59.359	1.908	49.816	12	90,766	33
3	234	Charlie EASTWOOD	IRL	Tonykart	Strawberry Racing	13	10:59.735	2.284	50.126	5	90,205	32
4	206	Philip MORIN	SWE	Alonso	Dan Holland Racing	13	10:59.807	2.356	50.185	7	90,099	31
5	239	Niklas TIIHONEN	FIN	Formula K	FK Racing Team AB Ltd	13	10:59.997	2.546	50.042	8	90,356	30
6	231	Pierce LEHANE	AUS	Alonso	Dan Holland Racing	13	11:00.525	3.074	49.904	7	90,606	29
7	202	Edward BRAND	GBR	Intrepid	Intrepid Driver Program	13	11:00.875	3.424	49.982	11	90,465	28
8	225	Kyle FOWLIE	GBR	Tonykart	Strawberry Racing	13	11:01.806	4.355	50.128	8	90,201	27
9	241	Karol DABSKI	POL	Praga	Praga Racing	13	11:02.294	4.843	50.101	8	90,250	26
10	207	Bas DE LAAT	NLD	Gillard	PDB Kart Racing	13	11:03.750	6.299	50.207	8	90,059	25
11	283	Joey VAN SPLUNTEREN	NLD	Gillard	DFK Racing Team	13	11:04.005	6.554	50.194	11	90,082	24
12	276	Martin HENCKEL MORTENS	DNK	Tonykart	RS Competition	13	11:04.640	7.189	50.197	8	90,077	23
13	305	Xavier POZZOLI	FRA	Kosmic	Sonic Racing Kart	13	11:06.161	8.710	50.149	12	90,163	22
14	228	Eugene DENYSSEN	ZAF	Alonso	Dan Holland Racing	13	11:06.334	8.883	50.486	9	89,561	21
15	217	Maximilian WEINZIERL	AUT	Alonso	Dan Holland Racing	13	11:06.642	9.191	50.118	12	90,219	20
16	247	Glenn VAN PARIJS	BEL	Tonykart	Bouvin Power/Raw Racing	13	11:06.895	9.444	50.188	12	90,093	19
17	221	Jan JONCK	DNK	Tonykart	RS Competition	13	11:09.925	12.474	50.299	5	89,894	18
18	260	Charlie TURNER	GBR	Tonykart	Coles Racing	13	11:10.707	13.256	50.348	7	89,807	17
19	255	Ludvig MORIN	SWE	Kosmic	Morin Racing	13	11:10.816	13.365	50.190	11	90,090	16
20	219	Sam SCHIPPERS	NLD	FA Kart	Team TKP	13	11:11.046	13.595	50.464	9	89,601	15
21	264	Jules COUSIN	FRA	FA Kart	DSS Kart	13	11:11.127	13.676	50.152	11	90,158	14
22	258	Randy BERGLAS	CHE	Zanardi	G Star Raw Racing	13	11:11.288	13.837	50.064	11	90,316	13
23	267	Michael COOL	BEL	Tonykart	Bouvin Power	13	11:11.707	14.256	50.373	11	89,762	12
24	266	Connor JUPP	GBR	Alonso	Dan Holland Racing	13	11:11.887	14.436	49.837	11	90,728	11
25	216	Bryan EERDEN	NLD	Gillard	PDB Kart Racing	13	11:12.513	15.062	50.421	11	89,677	10
26	263	Tobias HOLM	DNK	Tonykart	RS Competition	13	11:22.046	24.595	50.358	11	89,789	9
27	237	Sten Dorian PIIRIMAGI	EST	Tonykart	Aix Racing Team	13	11:24.393	26.942	50.517	6	89,507	8
28	279	Luke VARLEY	GBR	Birel	KMS Hungary	13	11:35.374	37.923	50.366	8	89,775	7
29	270	Oliver MYERS	GBR	Tonykart	Coles Racing	12	11:11.399	1 Lap	49.873	8	90,662	6
30	308	Nikolaj ROGIVUE	CHE	Birel	Spirit Racing	12	11:16.942	1 Lap	50.877	10	88,873	5
31	218	Antoine BARTHON	FRA	Formula K	FK Racing Team AB Ltd	10	8:45.685	3 Laps	50.580	6	89,395	4
32	208	Jiri FORMAN	CZE	Tonykart	Protrain Racing	3	2:35.241	10 Laps	51.566	2	87,686	3
33	214	Petr BEZEL	CZE	MS Kart	MS Kart Racing Team	3	2:35.480	10 Laps	50.842	2	88,934	2
34	253	Kenny VERMEYLEN	BEL	Tecno	Tecno Kart Racing		1.035	13 Laps		0	-	1

Announcements

These results are provisional until the conclusion of any judicial and technical matters

No. 207 warning board

Started: 34 Classified: 34 Not classified: 0

Margin of Victory	Ø km/h	Best Lap Tm	km/h	Best Lap by
1.908	89,407	49.816	90,766	297 - Max VERSTAPPEN

Official Timing www.camp-company.de / www.motorsport-events.se

Orbits

Timekeeping Ingrid and Meik Wagner:

Clerk of the course Nigel Edwards:

www.mylaps.com

Steward (Chairman) Ian Watson:

Chief Scrutineer Paul Klaassen:

Licensed to: Motorsport Events

Printed: 2013-05-26 12:27:36

posted at:

h



Rotax Euro Challenge 2013 Laghi / Italy

Rotax Seniors


Laghi / Italy 1,256 Km

Pre-Final

2013-05-26 12:10

Race (13 Laps) started at 12:12:13

Lap	Time of Day	Lap Tm	Diff	S1 Tm	S2 Tm	S3 Tm	Lap	Time of Day	Lap Tm	Diff	S1 Tm	S2 Tm	S3 Tm
(222) Harry WEBB							5	12:16:31.463	50.293	+0.251	17.305	13.439	19.549
1	12:13:04.555	51.219	+1.219	18.117	13.481	19.621	6	12:17:21.798	50.335	+0.293	17.243	13.500	19.592
2	12:13:56.476	51.921	+1.921	17.501	13.709	20.711	7	12:18:12.037	50.239	+0.197	17.293	13.457	19.489
3	12:14:48.140	51.664	+1.664	17.339	13.619	20.706	8	12:19:02.079	50.042	17.172	13.393	19.477	19.477
4	12:15:39.647	51.507	+1.507	17.471	13.745	20.291	9	12:19:52.438	50.359	+0.317	17.301	13.418	19.640
5	12:16:29.806	50.159	+0.159	17.288	13.400	19.471	10	12:20:42.631	50.193	+0.151	17.214	13.405	19.574
6	12:17:19.927	50.121	+0.121	17.192	13.447	19.482	11	12:21:32.763	50.132	+0.090	17.228	13.413	19.491
7	12:18:09.951	50.024	+0.024	17.207	13.418	19.399	12	12:22:22.917	50.154	+0.112	17.227	13.482	19.445
8	12:19:00.164	50.213	+0.213	17.160	13.365	19.688	13	12:23:13.182	50.265	+0.223	17.214	13.413	19.638
9	12:19:50.420	50.256	+0.256	17.297	13.408	19.551	(231) Pierce LEHANE						
10	12:20:40.501	50.081	+0.081	17.192	13.472	19.417	1	12:13:05.999	52.425	+2.521	19.184	13.473	19.768
11	12:21:30.619	50.118	+0.118	17.182	13.495	19.441	2	12:13:56.661	50.662	+0.758	17.369	13.386	19.907
12	12:22:20.636	50.017	+0.017	17.197	13.374	19.446	3	12:14:48.257	51.596	+1.692	17.350	13.564	20.682
13	12:23:10.636	50.000		17.163	13.442	19.395	4	12:15:39.740	51.483	+1.579	17.785	13.832	19.866
(297) Max VERSTAPPEN							5	12:16:29.927	50.187	+0.283	17.369	13.437	19.381
1	12:13:04.344	51.159	+1.343	17.970	13.503	19.686	6	12:17:20.280	50.353	+0.449	17.290	13.650	19.413
2	12:13:56.153	51.809	+1.993	17.604	14.070	20.135	7	12:18:10.184	49.904		17.259	13.339	19.306
3	12:14:48.071	51.918	+2.102	17.306	13.903	20.709	8	12:19:01.244	51.060	+1.156	17.191	13.338	20.531
4	12:15:39.171	51.100	+1.284	17.433	13.784	19.883	9	12:19:53.562	52.318	+2.414	18.780	14.018	19.520
5	12:16:29.292	50.121	+0.305	17.178	13.435	19.508	10	12:20:43.512	49.950	+0.046	17.267	13.302	19.381
6	12:17:19.349	50.057	+0.241	17.209	13.431	19.417	11	12:21:33.514	50.002	+0.098	17.226	13.419	19.357
7	12:18:09.342	49.993	+0.177	17.153	13.378	19.462	12	12:22:23.623	50.109	+0.205	17.268	13.427	19.414
8	12:19:01.293	51.951	+2.135	17.278	13.470	21.203	13	12:23:13.710	50.087	+0.183	17.337	13.417	19.333
9	12:19:51.695	50.402	+0.586	17.655	13.347	19.400	(202) Edward BRAND						
10	12:20:41.924	50.229	+0.413	17.145	13.497	19.587	1	12:13:08.185	53.382	+3.400	20.083	13.798	19.501
11	12:21:31.767	49.843	+0.027	17.171	13.349	19.323	2	12:13:59.307	51.122	+1.140	17.440	13.668	20.014
12	12:22:21.583	49.816		17.153	13.296	19.367	3	12:14:49.958	50.651	+0.669	17.362	13.538	19.751
13	12:23:12.544	50.961	+1.145	17.306	13.674	19.981	4	12:15:42.245	52.287	+2.305	17.326	14.687	20.274
(234) Charlie EASTWOOD							5	12:16:32.426	50.181	+0.199	17.446	13.421	19.314
1	12:13:06.887	53.628	+3.502	20.384	13.586	19.658	6	12:17:22.783	50.357	+0.375	17.430	13.460	19.467
2	12:13:57.590	50.703	+0.577	17.350	13.447	19.906	7	12:18:12.836	50.053	+0.071	17.241	13.401	19.411
3	12:14:48.837	51.247	+1.121	17.391	13.644	20.212	8	12:19:02.908	50.072	+0.090	17.251	13.383	19.438
4	12:15:40.366	51.529	+1.403	17.678	14.291	19.560	9	12:19:53.280	50.372	+0.390	17.310	13.585	19.477
5	12:16:30.492	50.126		17.248	13.448	19.430	10	12:20:43.346	50.066	+0.084	17.247	13.437	19.382
6	12:17:20.642	50.150	+0.024	17.247	13.441	19.462	11	12:21:33.328	49.982	17.212	13.404	19.366	19.366
7	12:18:10.868	50.226	+0.100	17.242	13.491	19.493	12	12:22:23.449	50.121	+0.139	17.217	13.462	19.442
8	12:19:01.209	50.341	+0.215	17.253	13.435	19.653	13	12:23:14.060	50.611	+0.629	17.702	13.410	19.499
9	12:19:51.416	50.207	+0.081	17.356	13.460	19.391	(225) Kyle FOWLIE						
10	12:20:42.022	50.606	+0.480	17.207	13.783	19.616	1	12:13:06.487	52.990	+2.862	19.502	13.463	20.025
11	12:21:32.237	50.215	+0.089	17.280	13.494	19.441	2	12:13:57.339	50.852	+0.724	17.348	13.415	20.089
12	12:22:22.421	50.184	+0.058	17.242	13.478	19.464	3	12:14:49.073	51.734	+1.606	17.896	13.497	20.341
13	12:23:12.920	50.499	+0.373	17.266	13.440	19.793	4	12:15:42.118	53.045	+2.917	17.596	15.130	20.319
(206) Philip MORIN							5	12:16:32.717	50.599	+0.471	17.722	13.403	19.474
1	12:13:04.825	51.562	+1.377	18.367	13.475	19.720	6	12:17:23.809	51.092	+0.964	17.540	13.695	19.857
2	12:13:56.293	51.468	+1.283	17.530	13.731	20.207	7	12:18:14.027	50.218	+0.090	17.271	13.439	19.508
3	12:14:47.845	51.552	+1.367	17.363	13.636	20.553	8	12:19:04.155	50.128	17.212	13.422	19.494	19.494
4	12:15:38.366	50.521	+0.336	17.402	13.581	19.538	9	12:19:54.331	50.176	+0.048	17.217	13.442	19.517
5	12:16:28.619	50.253	+0.068	17.265	13.459	19.529	10	12:20:44.503	50.172	+0.044	17.239	13.414	19.519
6	12:17:19.006	50.387	+0.202	17.332	13.510	19.545	11	12:21:34.644	50.141	+0.013	17.230	13.456	19.455
7	12:18:09.191	50.185		17.251	13.531	19.403	12	12:22:24.852	50.208	+0.080	17.242	13.445	19.521
8	12:19:00.012	50.821	+0.636	17.250	13.808	19.763	13	12:23:14.991	50.139	+0.011	17.263	13.440	19.436
9	12:19:50.762	50.750	+0.565	17.310	13.416	20.024	(241) Karol DABSKI						
10	12:20:40.980	50.218	+0.033	17.285	13.469	19.464	1	12:13:07.647	53.233	+3.132	19.849	13.629	19.755
11	12:21:31.239	50.259	+0.074	17.277	13.439	19.543	2	12:13:59.029	51.382	+1.281	17.476	13.864	20.042
12	12:22:21.451	50.212	+0.027	17.214	13.479	19.519	3	12:14:50.135	51.106	+1.005	17.408	13.840	19.858
13	12:23:12.992	51.541	+1.356	17.401	13.796	20.344	4	12:15:42.969	52.834	+2.733	17.401	14.949	20.484
(239) Niklas TIIHONEN							5	12:16:33.428	50.459	+0.358	17.486	13.470	19.503
1	12:13:06.637	53.025	+2.983	19.848	13.581	19.596	6	12:17:24.152	50.724	+0.623	17.363	13.531	19.830
2	12:13:57.457	50.820	+0.778	17.412	13.465	19.943	7	12:18:14.362	50.210	+0.109	17.310	13.498	19.402
3	12:14:48.533	51.076	+1.034	17.350	13.535	20.191	8	12:19:04.463	50.101		17.268	13.429	19.404
4	12:15:41.170	52.637	+2.595	17.655	15.223	19.759	9	12:19:54.712	50.249	+0.148	17.304	13.504	19.441
							10	12:20:44.966	50.254	+0.153	17.316	13.459	19.479

Timekeeping Ingrid and Meik Wagner: 

Clerk of the course Nigel Edwards:

www.mylaps.com

Steward (Chairman) Ian Watson:

Chief Scrutineer Paul Klaassen:

Licensed to: Motorsport Events



Rotax Euro Challenge 2013 Laghi / Italy

Rotax Seniors

Laghi / Italy 1,256 Km

Pre-Final

2013-05-26 12:10

Race (13 Laps) started at 12:12:13

Lap	Time of Day	Lap Tm	Diff	S1 Tm	S2 Tm	S3 Tm	Lap	Time of Day	Lap Tm	Diff	S1 Tm	S2 Tm	S3 Tm
11	12:21:35.109	50.143	+0.042	17.228	13.506	19.409	2	12:14:01.160	50.913	+0.427	17.436	13.686	19.791
12	12:22:25.349	50.240	+0.139	17.280	13.494	19.466	3	12:14:51.672	50.512	+0.026	17.374	13.483	19.655
13	12:23:15.479	50.130	+0.029	17.218	13.479	19.433	4	12:15:43.225	51.553	+1.067	17.322	13.456	20.775
(207) Bas DE LAAT							5	12:16:33.843	50.618	+0.132	17.501	13.511	19.606
1	12:13:09.573	55.683	+5.476	21.113	14.351	20.219	6	12:17:24.688	50.845	+0.359	17.287	13.525	20.033
2	12:14:00.417	50.844	+0.637	17.544	13.663	19.637	7	12:18:15.552	50.864	+0.378	17.406	13.482	19.976
3	12:14:50.945	50.528	+0.321	17.374	13.469	19.685	8	12:19:06.048	50.496	+0.010	17.361	13.489	19.646
4	12:15:42.532	51.587	+1.380	17.445	13.882	20.260	9	12:19:56.534	50.486		17.384	13.474	19.628
5	12:16:32.977	50.445	+0.238	17.581	13.381	19.483	10	12:20:47.436	50.902	+0.416	17.424	13.503	19.975
6	12:17:24.511	51.534	+1.327	17.391	13.817	20.326	11	12:21:37.989	50.553	+0.067	17.397	13.523	19.633
7	12:18:14.783	50.272	+0.065	17.361	13.405	19.506	12	12:22:28.655	50.666	+0.180	17.446	13.528	19.692
8	12:19:04.990	50.207		17.293	13.380	19.534	13	12:23:19.519	50.864	+0.378	17.351	13.509	20.004
9	12:19:55.356	50.366	+0.159	17.379	13.407	19.580	(217) Maximilian WEINZIERN						
10	12:20:45.719	50.363	+0.156	17.355	13.415	19.593	1	12:13:12.191	56.699	+6.581	21.602	14.687	20.410
11	12:21:36.016	50.297	+0.090	17.329	13.417	19.551	2	12:14:03.136	50.945	+0.827	17.422	13.425	20.098
12	12:22:26.461	50.445	+0.238	17.412	13.462	19.571	3	12:14:54.013	50.877	+0.759	17.514	13.828	19.535
13	12:23:16.935	50.474	+0.267	17.423	13.426	19.625	4	12:15:45.053	51.040	+0.922	17.801	13.435	19.804
(283) Joey VAN SPLUNTEREN							5	12:16:36.102	51.049	+0.931	17.355	13.417	20.277
1	12:13:10.219	55.284	+5.090	20.559	14.297	20.428	6	12:17:27.024	50.922	+0.804	17.829	13.405	19.688
2	12:14:01.353	51.134	+0.940	17.711	13.750	19.673	7	12:18:17.483	50.459	+0.341	17.300	13.377	19.782
3	12:14:51.860	50.507	+0.313	17.405	13.448	19.654	8	12:19:08.214	50.731	+0.613	17.269	13.369	20.093
4	12:15:43.526	51.666	+1.472	17.290	13.541	20.835	9	12:19:58.399	50.185	+0.067	17.388	13.402	19.395
5	12:16:34.465	50.939	+0.745	17.535	13.583	19.821	10	12:20:48.802	50.403	+0.285	17.529	13.405	19.469
6	12:17:25.010	50.545	+0.351	17.262	13.491	19.792	11	12:21:39.583	50.781	+0.663	17.271	13.390	20.120
7	12:18:15.295	50.285	+0.091	17.321	13.457	19.507	12	12:22:29.701	50.118		17.290	13.376	19.452
8	12:19:05.494	50.199	+0.005	17.255	13.453	19.491	13	12:23:19.827	50.126	+0.008	17.276	13.380	19.470
9	12:19:56.028	50.534	+0.340	17.313	13.515	19.706	(247) Glenn VAN PARIJS						
10	12:20:46.228	50.200	+0.006	17.266	13.478	19.456	1	12:13:10.566	55.416	+5.228	20.599	14.238	20.579
11	12:21:36.422	50.194		17.283	13.482	19.429	2	12:14:02.143	51.577	+1.389	17.624	13.585	20.368
12	12:22:26.843	50.421	+0.227	17.313	13.480	19.628	3	12:14:52.650	50.507	+0.319	17.514	13.457	19.536
13	12:23:17.190	50.347	+0.153	17.342	13.504	19.501	4	12:15:43.662	51.012	+0.824	17.391	13.463	20.158
(276) Martin HENCKEL MORTENSEN							5	12:16:34.867	51.205	+1.017	17.542	13.783	19.880
1	12:13:07.987	53.838	+3.641	20.400	13.504	19.934	6	12:17:25.434	50.567	+0.379	17.280	13.614	19.673
2	12:13:59.481	51.494	+1.297	17.476	13.732	20.286	7	12:18:16.115	50.681	+0.493	17.620	13.385	19.676
3	12:14:50.288	50.807	+0.610	17.657	13.526	19.624	8	12:19:06.342	50.227	+0.039	17.326	13.403	19.498
4	12:15:42.365	52.077	+1.880	17.470	14.429	20.178	9	12:19:57.715	51.373	+1.185	17.833	13.754	19.786
5	12:16:34.747	52.382	+2.185	18.628	13.726	20.028	10	12:20:48.262	50.547	+0.359	17.539	13.581	19.427
6	12:17:25.290	50.543	+0.346	17.281	13.586	19.676	11	12:21:39.644	51.382	+1.194	17.387	13.434	20.561
7	12:18:16.320	51.030	+0.833	18.046	13.441	19.543	12	12:22:29.832	50.188		17.446	13.336	19.406
8	12:19:06.517	50.197		17.329	13.415	19.453	13	12:23:20.080	50.248	+0.060	17.432	13.353	19.463
9	12:19:56.863	50.346	+0.149	17.340	13.395	19.611	(221) Jan JONCK						
10	12:20:47.115	50.252	+0.055	17.276	13.465	19.511	1	12:13:12.482	57.111	+6.812	21.833	14.842	20.436
11	12:21:37.361	50.246	+0.049	17.216	13.570	19.460	2	12:14:03.884	51.402	+1.103	17.613	13.402	20.387
12	12:22:27.597	50.236	+0.039	17.278	13.528	19.430	3	12:14:55.226	51.342	+1.043	17.878	13.516	19.948
13	12:23:17.825	50.228	+0.031	17.240	13.513	19.475	4	12:15:46.066	50.840	+0.541	17.346	13.499	19.995
(305) Xavier POZZOLI							5	12:16:36.365	50.299		17.258	13.463	19.578
1	12:13:12.620	58.910	+8.761	23.427	15.184	20.299	6	12:17:27.351	50.986	+0.687	17.426	13.410	20.150
2	12:14:03.683	51.063	+0.914	17.613	13.446	20.004	7	12:18:17.980	50.629	+0.330	17.370	13.421	19.838
3	12:14:54.617	50.934	+0.785	17.758	13.456	19.720	8	12:19:08.410	50.430	+0.131	17.270	13.365	19.795
4	12:15:45.646	51.029	+0.880	17.482	13.560	19.987	9	12:19:58.822	50.412	+0.113	17.406	13.413	19.593
5	12:16:36.254	50.608	+0.459	17.288	13.529	19.791	10	12:20:49.378	50.556	+0.257	17.501	13.458	19.597
6	12:17:26.516	50.262	+0.113	17.304	13.415	19.543	11	12:21:39.780	50.402	+0.103	17.266	13.479	19.657
7	12:18:17.082	50.566	+0.417	17.367	13.590	19.609	12	12:22:31.429	51.649	+1.350	17.752	13.404	20.493
8	12:19:08.002	50.920	+0.771	17.239	13.610	20.071	13	12:23:23.110	51.681	+1.382	17.421	14.267	19.993
9	12:19:58.247	50.245	+0.096	17.269	13.452	19.524	(260) Charlie TURNER						
10	12:20:48.555	50.308	+0.159	17.314	13.475	19.519	1	12:13:10.713	55.543	+5.195	21.014	14.362	20.167
11	12:21:38.819	50.264	+0.115	17.261	13.416	19.587	2	12:14:02.375	51.662	+1.314	17.716	13.707	20.239
12	12:22:28.968	50.149		17.253	13.459	19.437	3	12:14:53.707	51.332	+0.984	17.897	13.533	19.902
13	12:23:19.346	50.378	+0.229	17.268	13.413	19.697	4	12:15:44.560	50.853	+0.505	17.653	13.590	19.610
(228) Eugene DENYSSEN							5	12:16:35.518	50.958	+0.610	17.363	13.797	19.798
1	12:13:10.247	55.163	+4.677	20.503	14.081	20.579	6	12:17:26.139	50.621	+0.273	17.352	13.617	19.652
							7	12:18:16.487	50.348		17.379	13.533	19.436



Rotax Euro Challenge 2013 Laghi / Italy

Rotax Seniors

Laghi / Italy 1,256 Km

Pre-Final

2013-05-26 12:10

Race (13 Laps) started at 12:12:13

Lap	Time of Day	Lap Tm	Diff	S1 Tm	S2 Tm	S3 Tm
8	12:19:06.917	50.430	+0.082	17.425	13.594	19.411
9	12:19:57.638	50.721	+0.373	17.421	13.506	19.794
10	12:20:49.477	51.839	+1.491	18.544	13.526	19.769
11	12:21:39.851	50.374	+0.026	17.341	13.488	19.545
12	12:22:31.668	51.817	+1.469	17.468	13.492	20.857
13	12:23:23.892	52.224	+1.876	17.757	13.956	20.511

(255) Ludvig MORIN

1	12:13:07.276	53.446	+3.256	20.109	13.540	19.797
2	12:13:58.127	50.851	+0.661	17.584	13.637	19.630
3	12:14:49.176	51.049	+0.859	17.444	13.466	20.139
4	12:15:41.619	52.443	+2.253	17.685	14.851	19.907
5	12:16:32.302	50.683	+0.493	17.545	13.519	19.619
6	12:17:25.200	52.898	+2.708	17.832	13.718	21.348
7	12:18:16.248	51.048	+0.858	17.504	13.545	19.999
8	12:19:08.496	52.248	+2.058	17.906	13.693	20.649
9	12:19:59.529	51.033	+0.843	17.697	13.836	19.500
10	12:20:49.836	50.307	+0.117	17.386	13.520	19.401
11	12:21:40.026	50.190	17.329	13.433	19.428	
12	12:22:31.310	51.284	+1.094	17.657	13.510	20.117
13	12:23:24.001	52.691	+2.501	17.417	14.533	20.741

(219) Sam SCHIPPERS

1	12:13:11.712	56.426	+5.962	21.220	14.510	20.696
2	12:14:02.635	50.923	+0.459	17.546	13.535	19.842
3	12:14:54.311	51.676	+1.212	17.874	14.049	19.753
4	12:15:46.524	52.213	+1.749	17.644	13.926	20.643
5	12:16:37.403	50.879	+0.415	17.451	13.618	19.810
6	12:17:28.371	50.968	+0.504	17.374	13.724	19.870
7	12:18:19.067	50.696	+0.232	17.452	13.626	19.618
8	12:19:09.557	50.490	+0.026	17.383	13.536	19.571
9	12:20:00.021	50.464		17.369	13.557	19.538
10	12:20:50.532	50.511	+0.047	17.345	13.477	19.689
11	12:21:41.013	50.481	+0.017	17.398	13.483	19.600
12	12:22:31.736	50.723	+0.259	17.434	13.533	19.756
13	12:23:24.231	52.495	+2.031	17.524	14.243	20.728

(264) Jules COUSIN

1	12:13:16.748	1:02.757	+12.605	29.267	13.641	19.849
2	12:14:07.089	50.341	+0.189	17.371	13.430	19.540
3	12:14:57.628	50.539	+0.387	17.417	13.543	19.579
4	12:15:47.867	50.239	+0.087	17.361	13.420	19.458
5	12:16:39.919	52.052	+1.900	17.764	14.521	19.767
6	12:17:30.180	50.261	+0.109	17.265	13.402	19.594
7	12:18:20.448	50.268	+0.116	17.432	13.401	19.435
8	12:19:10.668	50.220	+0.068	17.345	13.459	19.416
9	12:20:01.057	50.389	+0.237	17.278	13.377	19.734
10	12:20:51.416	50.359	+0.207	17.421	13.474	19.464
11	12:21:41.568	50.152		17.277	13.406	19.469
12	12:22:32.070	50.502	+0.350	17.385	13.611	19.506
13	12:23:24.312	52.242	+2.090	17.706	13.982	20.554

(258) Randy BERGLAS

1	12:13:11.910	56.255	+6.191	21.249	14.393	20.613
2	12:14:03.516	51.606	+1.542	17.888	13.498	20.220
3	12:14:55.298	51.782	+1.718	17.717	13.516	20.549
4	12:15:46.611	51.313	+1.249	17.509	13.496	20.308
5	12:16:39.339	52.728	+2.664	18.860	14.220	19.648
6	12:17:29.990	50.651	+0.587	17.347	13.490	19.814
7	12:18:20.181	50.191	+0.127	17.235	13.463	19.493
8	12:19:10.360	50.179	+0.115	17.234	13.474	19.471
9	12:20:00.959	50.599	+0.535	17.276	13.395	19.928
10	12:20:51.706	50.747	+0.683	17.737	13.533	19.477
11	12:21:41.770	50.064		17.235	13.407	19.422
12	12:22:32.384	50.614	+0.550	17.382	13.699	19.533
13	12:23:24.473	52.089	+2.025	17.564	14.026	20.499

Lap	Time of Day	Lap Tm	Diff	S1 Tm	S2 Tm	S3 Tm
(267) Michael COOL						
1	12:13:13.266	58.795	+8.422	22.956	15.085	20.754
2	12:14:04.332	51.066	+0.693	17.666	13.633	19.767
3	12:14:55.923	51.591	+1.218	17.747	13.837	20.007
4	12:15:46.815	50.892	+0.519	17.447	13.722	19.723
5	12:16:38.331	51.516	+1.143	18.409	13.604	19.503
6	12:17:28.832	50.501	+0.128	17.411	13.548	19.542
7	12:18:19.283	50.451	+0.078	17.379	13.522	19.550
8	12:19:09.773	50.490	+0.117	17.401	13.429	19.660
9	12:20:00.358	50.585	+0.212	17.418	13.568	19.599
10	12:20:50.863	50.505	+0.132	17.406	13.536	19.563
11	12:21:41.236	50.373		17.386	13.495	19.492
12	12:22:31.820	50.584	+0.211	17.465	13.447	19.672
13	12:23:24.892	53.072	+2.699	17.844	14.144	21.084

(266) Connor JUPP						
1	12:13:07.796	53.016	+3.179	19.553	13.634	19.829
2	12:13:59.443	51.647	+1.810	17.494	13.612	20.541
3	12:15:02.757	1:03.314	+13.477	17.579	26.007	19.728
4	12:15:52.997	50.240	+0.403	17.223	13.499	19.518
5	12:16:43.410	50.413	+0.576	17.401	13.521	19.491
6	12:17:33.511	50.101	+0.264	17.224	13.494	19.383
7	12:18:23.611	50.100	+0.263	17.189	13.513	19.398
8	12:19:14.397	50.786	+0.949	17.273	13.381	20.132
9	12:20:04.470	50.073	+0.236	17.206	13.477	19.390
10	12:20:54.639	50.169	+0.332	17.299	13.402	19.468
11	12:21:44.476	49.837		17.132	13.338	19.367
12	12:22:34.729	50.253	+0.416	17.274	13.448	19.531
13	12:23:25.072	50.343	+0.506	17.203	13.371	19.769

(216) Bryan EERDEN						
1	12:13:11.624	57.288	+6.867	22.229	14.581	20.478
2	12:14:03.382	51.758	+1.337	17.479	13.557	20.722
3	12:14:55.720	52.338	+1.917	18.225	14.159	19.954
4	12:15:46.677	50.957	+0.536	17.499	13.527	19.931
5	12:16:38.902	52.225	+1.804	18.683	13.693	19.849
6	12:17:30.090	51.188	+0.767	17.427	13.624	20.137
7	12:18:21.011	50.921	+0.500	17.813	13.511	19.597
8	12:19:11.558	50.547	+0.126	17.292	13.513	19.742
9	12:20:02.147	50.589	+0.168	17.322	13.612	19.655
10	12:20:52.753	50.606	+0.185	17.415	13.549	19.642
11	12:21:43.174	50.421		17.261	13.574	19.586
12	12:22:33.669	50.495	+0.074	17.318	13.571	19.606
13	12:23:25.698	52.029	+1.608	17.450	14.116	20.463

(263) Tobias HOLM						
1	12:13:28.490	1:12.892	+22.534	21.498	31.512	19.882
2	12:14:19.341	50.851	+0.493	17.562	13.601	19.688
3	12:15:09.846	50.505	+0.147	17.403	13.501	19.601
4	12:16:00.455	50.609	+0.251	17.389	13.612	19.608
5	12:16:51.050	50.595	+0.237	17.428	13.531	19.636
6	12:17:41.529	50.479	+0.121	17.382	13.518	19.579
7	12:18:32.140	50.611	+0.253	17.533	13.497	19.581
8	12:19:22.734	50.594	+0.236	17.460	13.495	19.639
9	12:20:13.457	50.723	+0.365	17.492	13.535	19.696
10	12:21:04.003	50.546	+0.188	17.381	13.579	19.586
11	12:21:54.361	50.358		17.353	13.466	19.539
12	12:22:44.793	50.432	+0.074	17.354	13.513	19.565
13	12:23:35.231	50.438	+0.080	17.456	13.463	19.519

(237) Sten Dorian PIIRIMAGI						
1	12:13:27.581	1:11.726	+21.209	21.270	30.364	20.092
2	12:14:18.725	51.144	+0.627	17.469	13.622	20.053
3	12:15:09.561	50.836	+0.319	17.499	13.579	19.758
4	12:16:00.273	50.712	+0.195	17.455	13.619	19.638



Rotax Euro Challenge 2013 Laghi / Italy

Rotax Seniors

Laghi / Italy 1,256 Km

Pre-Final

2013-05-26 12:10

Race (13 Laps) started at 12:12:13

Lap	Time of Day	Lap Tm	Diff	S1 Tm	S2 Tm	S3 Tm	Lap	Time of Day	Lap Tm	Diff	S1 Tm	S2 Tm	S3 Tm
5	12:16:51.272	50.999	+0.482	17.391	13.828	19.780	1	12:13:05.025	51.605	+0.039	18.512	13.470	19.623
6	12:17:41.789	50.517		17.425	13.528	19.564	2	12:13:56.591	51.566		17.525	13.648	20.393
7	12:18:32.513	50.724	+0.207	17.500	13.533	19.691	3	12:14:48.426	51.835	+0.269	17.816	13.482	20.537
8	12:19:23.177	50.664	+0.147	17.453	13.546	19.665	(214) Petr BEZEL						
9	12:20:13.896	50.719	+0.202	17.461	13.626	19.632	1	12:13:06.271	52.920	+2.078	19.188	13.767	19.965
10	12:21:04.491	50.595	+0.078	17.411	13.572	19.612	2	12:13:57.113	50.842		17.373	13.522	19.947
11	12:21:55.285	50.794	+0.277	17.488	13.603	19.703	3	12:14:48.665	51.552	+0.710	17.458	13.962	20.132
12	12:22:46.239	50.954	+0.437	17.545	13.599	19.810							
13	12:23:37.578	51.339	+0.822	17.577	13.759	20.003							

(279) Luke VARLEY

1	12:13:11.246	56.741	+6.375	20.975	15.362	20.404
2	12:14:02.261	51.015	+0.649	17.562	13.523	19.930
3	12:14:53.498	51.237	+0.871	17.873	13.497	19.867
4	12:15:45.467	51.969	+1.603	18.108	13.564	20.297
5	12:17:04.464	1:18.997	+28.631	45.868	13.553	19.576
6	12:17:54.992	50.528	+0.162	17.443	13.549	19.536
7	12:18:45.460	50.468	+0.102	17.410	13.531	19.527
8	12:19:35.826	50.366		17.357	13.491	19.518
9	12:20:26.243	50.417	+0.051	17.361	13.533	19.523
10	12:21:16.762	50.519	+0.153	17.433	13.502	19.584
11	12:22:07.324	50.562	+0.196	17.376	13.526	19.660
12	12:22:57.942	50.618	+0.252	17.498	13.548	19.572
13	12:23:48.559	50.617	+0.251	17.483	13.588	19.546

(270) Oliver MYERS

1	12:13:09.042	54.467	+4.594	20.571	14.025	19.871
2	12:14:02.049	53.007	+3.134	17.906	14.590	20.511
3	12:14:53.564	51.515	+1.642	17.763	13.514	20.238
4	12:15:44.223	50.659	+0.786	17.570	13.521	19.568
5	12:16:35.113	50.890	+1.017	17.334	13.667	19.889
6	12:18:24.062	1:48.949	+59.076	1:16.048	13.518	19.383
7	12:19:14.132	50.070	+0.197	17.099	13.411	19.560
8	12:20:04.005	49.873		17.069	13.401	19.403
9	12:20:54.164	50.159	+0.286	17.316	13.472	19.371
10	12:21:44.245	50.081	+0.208	17.167	13.498	19.416
11	12:22:34.141	49.896	+0.023	17.085	13.368	19.443
12	12:23:24.584	50.443	+0.570	17.193	13.531	19.719

(308) Nikolaj ROGIVUE

1	12:13:13.080	58.000	+7.123	21.745	15.091	21.164
2	12:14:04.030	50.950	+0.073	17.548	13.477	19.925
3	12:14:55.450	51.420	+0.543	17.880	13.755	19.785
4	12:15:46.586	51.136	+0.259	17.645	13.471	20.020
5	12:16:41.129	54.543	+3.666	18.583	14.717	21.243
6	12:18:03.721	1:22.592	+31.715	48.950	13.915	19.727
7	12:18:54.639	50.918	+0.041	17.545	13.568	19.805
8	12:19:45.652	51.013	+0.136	17.420	13.528	20.065
9	12:20:36.612	50.960	+0.083	17.529	13.605	19.826
10	12:21:27.489	50.877		17.434	13.748	19.695
11	12:22:39.133	1:11.644	+20.767	17.480	13.721	40.443
12	12:23:30.127	50.994	+0.117	17.541	13.594	19.859

(218) Antoine BARTHON

1	12:13:09.725	55.050	+4.470	20.842	14.060	20.148
2	12:14:01.066	51.341	+0.761	17.561	13.871	19.909
3	12:14:52.207	51.141	+0.561	17.932	13.518	19.691
4	12:15:43.841	51.634	+1.054	17.288	13.576	20.770
5	12:16:35.739	51.898	+1.318	17.608	14.178	20.112
6	12:17:26.319	50.580		17.407	13.494	19.679
7	12:18:18.085	51.766	+1.186	17.495	13.570	20.701
8	12:19:08.913	50.828	+0.248	17.517	13.631	19.680
9	12:20:01.998	53.085	+2.505	17.501	14.341	21.243
10	12:20:58.870	56.872	+6.292	19.478	15.295	22.099

(208) Jiri FORMAN

Rotax Euro Challenge 2013
 Class: Rotax Max Seniors
 Date/Time: 2013-05-26 14:30

Track: Laghi / Italy
 Heat: Final
 Laps: 16

Edition 1

Petr BEZEL	214	Laps 3 Tm. 2:35.480
33		
Antoine BARTHON	218	Laps 10 Tm. 8:45.685
31		
Oliver MYERS	270	Laps 12 Tm. 11:11.399
29		
Sten Dorian PIIRIMAGI	237	Laps 13 Tm. 11:24.393
27		
Bryan EERDEN	216	Laps 13 Tm. 11:12.513
25		
Michael COOL	267	Laps 13 Tm. 11:11.707
23		
Jules COUSIN	264	Laps 13 Tm. 11:11.127
21		
Ludvig MORIN	255	Laps 13 Tm. 11:10.816
19		
Jan JONCK	221	Laps 13 Tm. 11:09.925
17		
Maximilian WEINZIERL	217	Laps 13 Tm. 11:06.642
15		
Xavier POZZOLI	305	Laps 13 Tm. 11:06.161
13		
Joey VAN SPLUNTER	283	Laps 13 Tm. 11:04.005
11		
Karol DABSKI	241	Laps 13 Tm. 11:02.294
9		
Edward BRAND	202	Laps 13 Tm. 11:00.875
7		
Niklas TIIHONEN	239	Laps 13 Tm. 10:59.997
5		
Charlie EASTWOOD	234	Laps 13 Tm. 10:59.735
3		
Harry WEBB	222	Laps 13 Tm. 10:57.451
1		

Pole Position

17	Kenny VERMEYLEN	253	Laps 0 Tm. 1.035
34			
16	Jiri FORMAN	208	Laps 3 Tm. 2:35.241
32			
15	Nikolaj ROGIVUE	308	Laps 12 Tm. 11:16.942
30			
14	Luke VARLEY	279	Laps 13 Tm. 11:35.374
28			
13	Tobias HOLM	263	Laps 13 Tm. 11:22.046
26			
12	Connor JUPP	266	Laps 13 Tm. 11:11.887
24			
11	Randy BERGLAS	258	Laps 13 Tm. 11:11.288
22			
10	Sam SCHIPPERS	219	Laps 13 Tm. 11:11.046
20			
9	Charlie TURNER	260	Laps 13 Tm. 11:10.707
18			
8	Glenn VAN PARIJS	247	Laps 13 Tm. 11:06.895
16			
7	Eugene DENYSSEN	228	Laps 13 Tm. 11:06.334
14			
6	Martin HENCKEL MORT	276	Laps 13 Tm. 11:04.640
12			
5	Bas DE LAAT	207	Laps 13 Tm. 11:03.750
10			
4	Kyle FOWLIE	225	Laps 13 Tm. 11:01.806
8			
3	Pierce LEHANE	231	Laps 13 Tm. 11:00.525
6			
2	Philip MORIN	206	Laps 13 Tm. 10:59.807
4			
1	Max VERSTAPPEN	297	Laps 13 Tm. 10:59.359
2			

Row

Clerk of the course Nigel Edwards:
 Stewards (Chairman) Ian Watson:

Scrutineer Paul Klaassen:
 Timekeeping Ingrid/Meik Wagner:



Rotax Euro Challenge 2013 Laghi / Italy

Rotax Seniors

Laghi / Italy 1,256 Km

Final

2013-05-26 14:30

Race (16 Laps) started at 14:34:50

Pos	No.	Name	Nat.	Chassis	Race Team	Laps	Total Tm	Diff	Best Tm	In Lap	km/h	Points
1	222	Harry WEBB	GBR	Tonykart	Strawberry Racing	16	13:30.003		50.038	10	90,363	55
2	297	Max VERSTAPPEN	ITA	CRG	CRG SPA	16	13:30.255	0.252	49.991	8	90,448	52
3	202	Edward BRAND	GBR	Intrepid	Intrepid Driver Program	16	13:31.698	1.695	50.147	9	90,167	50
4	239	Niklas TIIHONEN	FIN	Formula K	FK Racing Team AB Ltd	16	13:33.061	3.058	50.221	14	90,034	49
5	276	Martin HENCKEL MORTENS	DNK	Tonykart	RS Competition	16	13:34.825	4.822	50.263	9	89,959	48
6	206	Philip MORIN	SWE	Alonso	Dan Holland Racing	16	13:35.012	5.009	50.190	8	90,090	47
7	231	Pierce LEHANE	AUS	Alonso	Dan Holland Racing	16	13:36.628	6.625	50.049	15	90,343	46
8	234	Charlie EASTWOOD	IRL	Tonykart	Strawberry Racing	16	13:37.650	7.647	50.290	15	89,911	45
9	207	Bas DE LAAT	NLD	Gillard	PDB Kart Racing	16	13:39.342	9.339	50.352	14	89,800	44
10	241	Karol DABSKI	POL	Praga	Praga Racing	16	13:39.403	9.400	50.291	9	89,909	43
11	225	Kyle FOWLIE	GBR	Tonykart	Strawberry Racing	16	13:40.136	10.133	50.151	14	90,160	42
12	283	Joey VAN SPLUNTEREN	NLD	Gillard	DFK Racing Team	16	13:40.463	10.460	50.355	14	89,794	41
13	217	Maximilian WEINZIERL	AUT	Alonso	Dan Holland Racing	16	13:41.168	11.165	50.267	14	89,952	40
14	221	Jan JONCK	DNK	Tonykart	RS Competition	16	13:42.320	12.317	50.124	9	90,208	39
15	270	Oliver MYERS	GBR	Tonykart	Coles Racing	16	13:42.374	12.371	49.852	15	90,700	38
16	305	Xavier POZZOLI	FRA	Kosmic	Sonic Racing Kart	16	13:43.040	13.037	50.187	5	90,095	37
17	266	Connor JUPP	GBR	Alonso	Dan Holland Racing	16	13:43.423	13.420	50.280	16	89,928	36
18	208	Jiri FORMAN	CZE	Tonykart	Protrain Racing	16	13:45.155	15.152	50.347	5	89,809	35
19	255	Ludvig MORIN	SWE	Kosmic	Morin Racing	16	13:45.329	15.326	50.434	8	89,654	34
20	214	Petr BEZEL	CZE	MS Kart	MS Kart Racing Team	16	13:45.425	15.422	50.293	9	89,905	33
21	279	Luke VARLEY	GBR	Birel	KMS Hungary	16	13:45.525	15.522	50.537	9	89,471	32
22	263	Tobias HOLM	DNK	Tonykart	RS Competition	16	13:45.642	15.639	50.466	15	89,597	31
23	264	Jules COUSIN	FRA	FA Kart	DSS Kart	16	13:45.964	15.961	50.289	9	89,912	30
24	218	Antoine BARTHON	FRA	Formula K	FK Racing Team AB Ltd	16	13:46.596	16.593	50.402	16	89,711	29
25	216	Bryan EERDEN	NLD	Gillard	PDB Kart Racing	16	13:48.063	18.060	50.595	15	89,369	28
26	258	Randy BERGLAS	CHE	Zanardi	G Star Raw Racing	16	13:48.182	18.179	50.280	15	89,928	27
27	308	Nikolaj ROGIVUE	CHE	Birel	Spirit Racing	16	13:48.606	18.603	50.465	14	89,599	26
28	237	Sten Dorian PIIRIMAGI	EST	Tonykart	Aix Racing Team	16	13:49.520	19.517	50.455	12	89,616	25
29	260	Charlie TURNER	GBR	Tonykart	Coles Racing	16	13:50.772	20.769	50.321	13	89,855	24
30	267	Michael COOL	BEL	Tonykart	Bouvin Power	16	13:53.664	23.661	50.612	5	89,338	23
31	219	Sam SCHIPPERS	NLD	FA Kart	Team TKP	16	14:07.780	37.777	50.564	8	89,423	22
32	247	Glenn VAN PARIJS	BEL	Tonykart	Bouvin Power/Raw Racing	10	8:40.321	6 Laps	50.304	7	89,885	21
33	228	Eugene DENYSSEN	ZAF	Alonso	Dan Holland Racing	1	56.857	15 Laps	55.353	1	81,687	20

Not classified

DNS	253	Kenny VERMEYLEN	BEL	Tecno	Tecno Kart Racing			DNS		0	-	0
-----	-----	-----------------	-----	-------	-------------------	--	--	-----	--	---	---	---

Announcements

These results are provisional until the conclusion of any judicial and technical matters

Started: 33 Classified: 33 Not classified: 0

Margin of Victory	Ø km/h	Best Lap Tm	km/h	Best Lap by
0.252	89,315	49.852	90,700	270 - Oliver MYERS

Official Timing www.camp-company.de / www.motorsport-events.se

Orbits

Timekeeping Ingrid and Meik Wagner:

Clerk of the course Nigel Edwards:

www.mylaps.com

Steward (Chairman) Ian Watson:

Chief Scrutineer Paul Klaassen:

Licensed to: Motorsport Events

Printed: 2013-05-26 14:52:19

posted at:

h



Rotax Euro Challenge 2013 Laghi / Italy

Rotax Seniors

Laghi / Italy 1,256 Km

Final

2013-05-26 14:30

Race (16 Laps) started at 14:34:50

Lap	Time of Day	Lap Tm	Diff	S1 Tm	S2 Tm	S3 Tm	Lap	Time of Day	Lap Tm	Diff	S1 Tm	S2 Tm	S3 Tm
(222) Harry WEBB							11	14:44:12.253	50.238	+0.017	17.197	13.480	19.561
1	14:35:44.239	53.577	+3.539	18.554	14.109	20.914	12	14:45:02.520	50.267	+0.046	17.181	13.466	19.620
2	14:36:35.392	51.153	+1.115	17.572	13.751	19.830	13	14:45:52.829	50.309	+0.088	17.229	13.492	19.588
3	14:37:26.214	50.822	+0.784	17.432	13.668	19.722	14	14:46:43.050	50.221		17.194	13.490	19.537
4	14:38:16.590	50.376	+0.338	17.269	13.499	19.608	15	14:47:33.317	50.267	+0.046	17.223	13.441	19.603
5	14:39:06.762	50.172	+0.134	17.136	13.494	19.542	16	14:48:23.723	50.406	+0.185	17.268	13.506	19.632
6	14:39:56.863	50.101	+0.063	17.183	13.443	19.475	(276) Martin HENCKEL MORTENSEN						
7	14:40:47.033	50.170	+0.132	17.181	13.515	19.474	1	14:35:45.410	53.552	+3.289	19.341	14.339	19.872
8	14:41:37.185	50.152	+0.114	17.126	13.555	19.471	2	14:36:37.818	52.408	+2.145	17.654	14.123	20.631
9	14:42:27.282	50.097	+0.059	17.134	13.494	19.469	3	14:37:29.292	51.474	+1.211	17.320	13.761	20.393
10	14:43:17.320	50.038		17.150	13.423	19.465	4	14:38:19.956	50.664	+0.401	17.256	13.449	19.959
11	14:44:07.518	50.198	+0.160	17.158	13.465	19.575	5	14:39:11.000	51.044	+0.781	17.358	13.817	19.869
12	14:44:57.692	50.174	+0.136	17.146	13.487	19.541	6	14:40:01.694	50.694	+0.431	17.213	13.397	20.084
13	14:45:47.913	50.221	+0.183	17.174	13.486	19.561	7	14:40:52.167	50.473	+0.210	17.477	13.493	19.503
14	14:46:39.587	51.674	+1.636	17.176	13.485	21.013	8	14:41:42.442	50.275	+0.012	17.189	13.541	19.545
15	14:47:30.464	50.877	+0.839	17.237	13.399	20.241	9	14:42:32.705	50.263		17.275	13.475	19.513
16	14:48:20.665	50.201	+0.163	17.196	13.465	19.540	10	14:43:23.120	50.415	+0.152	17.284	13.533	19.598
(297) Max VERSTAPPEN							11	14:44:13.512	50.392	+0.129	17.272	13.537	19.583
1	14:35:44.598	53.934	+3.943	18.748	14.091	21.095	12	14:45:03.824	50.312	+0.049	17.259	13.459	19.594
2	14:36:35.748	51.150	+1.159	17.662	13.699	19.789	13	14:45:54.235	50.411	+0.148	17.248	13.565	19.598
3	14:37:26.431	50.683	+0.692	17.353	13.591	19.739	14	14:46:44.736	50.501	+0.238	17.327	13.543	19.631
4	14:38:16.764	50.333	+0.342	17.273	13.486	19.574	15	14:47:35.139	50.403	+0.140	17.266	13.578	19.559
5	14:39:07.276	50.512	+0.521	17.494	13.525	19.493	16	14:48:25.487	50.348	+0.085	17.260	13.506	19.582
6	14:39:57.303	50.027	+0.036	17.161	13.408	19.458	(206) Philip MORIN						
7	14:40:47.413	50.110	+0.119	17.224	13.445	19.441	1	14:35:44.808	53.847	+3.657	18.777	14.093	20.977
8	14:41:37.404	49.991		17.128	13.421	19.442	2	14:36:37.044	52.236	+2.046	17.681	14.617	19.938
9	14:42:27.467	50.063	+0.072	17.179	13.440	19.444	3	14:37:28.463	51.419	+1.229	17.624	13.815	19.980
10	14:43:17.583	50.116	+0.125	17.204	13.412	19.500	4	14:38:19.814	51.351	+1.161	17.602	13.621	20.128
11	14:44:07.706	50.123	+0.132	17.188	13.371	19.564	5	14:39:10.176	50.362	+0.172	17.309	13.460	19.593
12	14:44:57.960	50.254	+0.263	17.229	13.413	19.612	6	14:40:01.628	51.452	+1.262	17.402	13.756	20.294
13	14:45:48.125	50.165	+0.174	17.192	13.400	19.573	7	14:40:53.202	51.574	+1.384	18.080	13.483	20.011
14	14:46:39.269	51.144	+1.153	17.206	13.411	20.527	8	14:41:43.392	50.190		17.202	13.529	19.459
15	14:47:30.879	51.610	+1.619	17.231	13.443	20.936	9	14:42:33.657	50.265	+0.075	17.190	13.504	19.571
16	14:48:20.917	50.038	+0.047	17.223	13.392	19.423	10	14:43:23.977	50.320	+0.130	17.286	13.507	19.527
(202) Edward BRAND							11	14:44:14.215	50.238	+0.048	17.262	13.488	19.488
1	14:35:45.121	53.877	+3.730	19.405	13.720	20.752	12	14:45:04.536	50.321	+0.131	17.202	13.522	19.597
2	14:36:36.815	51.694	+1.547	17.705	13.999	19.990	13	14:45:54.852	50.316	+0.126	17.245	13.557	19.514
3	14:37:28.290	51.475	+1.328	17.523	13.978	19.974	14	14:46:45.161	50.309	+0.119	17.189	13.556	19.564
4	14:38:18.976	50.686	+0.539	17.363	13.617	19.706	15	14:47:35.438	50.277	+0.087	17.261	13.468	19.548
5	14:39:09.322	50.346	+0.199	17.231	13.545	19.570	16	14:48:25.674	50.236	+0.046	17.254	13.429	19.553
6	14:39:59.626	50.304	+0.157	17.214	13.535	19.555	(231) Pierce LEHANE						
7	14:40:49.925	50.299	+0.152	17.198	13.548	19.553	1	14:35:45.254	54.151	+4.102	19.793	14.264	20.094
8	14:41:40.287	50.362	+0.215	17.209	13.605	19.548	2	14:36:37.297	52.043	+1.994	17.681	14.260	20.102
9	14:42:30.434	50.147		17.138	13.510	19.499	3	14:37:28.892	51.595	+1.546	17.444	13.994	20.157
10	14:43:20.699	50.265	+0.118	17.173	13.549	19.543	4	14:38:19.591	50.699	+0.650	17.273	13.628	19.798
11	14:44:10.922	50.223	+0.076	17.187	13.522	19.514	5	14:39:09.869	50.278	+0.229	17.248	13.426	19.604
12	14:45:01.284	50.362	+0.215	17.186	13.526	19.650	6	14:40:01.998	52.129	+2.080	17.333	14.051	20.745
13	14:45:51.516	50.232	+0.085	17.178	13.494	19.560	7	14:40:53.393	51.395	+1.346	17.854	13.522	20.019
14	14:46:41.794	50.278	+0.131	17.197	13.504	19.577	8	14:41:44.293	50.900	+0.851	17.448	13.437	20.015
15	14:47:32.082	50.288	+0.141	17.252	13.472	19.564	9	14:42:34.886	50.593	+0.544	17.199	13.393	20.001
16	14:48:22.360	50.278	+0.131	17.300	13.429	19.549	10	14:43:25.677	50.791	+0.742	17.236	13.592	19.963
(239) Niklas TIIHONEN							11	14:44:16.455	50.778	+0.729	17.315	13.574	19.889
1	14:35:44.944	53.810	+3.589	19.239	14.093	20.478	12	14:45:06.820	50.365	+0.316	17.213	13.540	19.612
2	14:36:36.754	51.810	+1.589	17.678	14.052	20.080	13	14:45:56.994	50.174	+0.125	17.194	13.477	19.503
3	14:37:28.217	51.463	+1.242	17.749	13.731	19.983	14	14:46:47.155	50.161	+0.112	17.271	13.464	19.426
4	14:38:19.173	50.956	+0.735	17.600	13.595	19.761	15	14:47:37.204	50.049		17.173	13.382	19.494
5	14:39:09.780	50.607	+0.386	17.311	13.589	19.707	16	14:48:27.290	50.086	+0.037	17.281	13.385	19.420
6	14:40:00.753	50.973	+0.752	17.560	13.752	19.661	(234) Charlie EASTWOOD						
7	14:40:51.192	50.439	+0.218	17.267	13.597	19.575	1	14:35:45.548	54.551	+4.261	18.805	13.933	21.813
8	14:41:41.427	50.235	+0.014	17.220	13.538	19.477	2	14:36:37.537	51.989	+1.699	17.828	13.898	20.263
9	14:42:31.718	50.291	+0.070	17.253	13.506	19.532	3	14:37:29.076	51.539	+1.249	17.390	13.886	20.263
10	14:43:22.015	50.297	+0.076	17.248	13.488	19.561	4	14:38:20.038	50.962	+0.672	17.247	13.596	20.119



Rotax Euro Challenge 2013 Laghi / Italy

Rotax Seniors

Laghi / Italy 1,256 Km

Final

2013-05-26 14:30

Race (16 Laps) started at 14:34:50

Lap	Time of Day	Lap Tm	Diff	S1 Tm	S2 Tm	S3 Tm	Lap	Time of Day	Lap Tm	Diff	S1 Tm	S2 Tm	S3 Tm
5	14:39:10.743	50.705	+0.415	17.375	13.639	19.691							
6	14:40:01.828	51.085	+0.795	17.165	13.514	20.406							
7	14:40:53.326	51.498	+1.208	17.711	13.568	20.219							
8	14:41:44.066	50.740	+0.450	17.348	13.507	19.885							
9	14:42:34.707	50.641	+0.351	17.204	13.525	19.912							
10	14:43:25.534	50.827	+0.537	17.246	13.672	19.909							
11	14:44:16.579	51.045	+0.755	17.256	13.915	19.874							
12	14:45:06.954	50.375	+0.085	17.251	13.498	19.626							
13	14:45:57.377	50.423	+0.133	17.249	13.588	19.586							
14	14:46:47.718	50.341	+0.051	17.260	13.551	19.530							
15	14:47:38.008	50.290		17.258	13.521	19.511							
16	14:48:28.312	50.304	+0.014	17.285	13.526	19.493							
(207) Bas DE LAAT							(283) Joey VAN SPLUNTEREN						
1	14:35:46.782	55.200	+4.848	19.805	14.821	20.574	1	14:35:46.970	55.133	+4.778	20.108	14.339	20.686
2	14:36:38.811	52.029	+1.677	17.667	13.737	20.625	2	14:36:39.161	52.191	+1.836	17.654	14.531	20.006
3	14:37:29.947	51.136	+0.784	17.369	13.539	20.228	3	14:37:30.117	50.956	+0.601	17.342	13.578	20.036
4	14:38:20.705	50.758	+0.406	17.470	13.522	19.766	4	14:38:21.004	50.887	+0.532	17.432	13.596	19.859
5	14:39:11.976	51.271	+0.919	17.323	13.748	20.200	5	14:39:12.296	51.292	+0.937	17.369	13.513	20.410
6	14:40:02.909	50.933	+0.581	17.325	13.725	19.883	6	14:40:03.544	51.248	+0.893	17.688	13.521	20.039
7	14:40:53.924	51.015	+0.663	17.362	13.545	20.108	7	14:40:54.907	51.363	+1.008	17.373	13.609	20.381
8	14:41:44.668	50.744	+0.392	17.358	13.547	19.839	8	14:41:45.607	50.700	+0.345	17.296	13.531	19.873
9	14:42:35.182	50.514	+0.162	17.253	13.412	19.849	9	14:42:36.172	50.565	+0.210	17.302	13.622	19.641
10	14:43:26.118	50.936	+0.584	17.320	13.657	19.959	10	14:43:26.660	50.488	+0.133	17.260	13.525	19.703
11	14:44:17.049	50.931	+0.579	17.332	13.555	20.044	11	14:44:17.792	51.132	+0.777	17.366	13.678	20.088
12	14:45:07.915	50.866	+0.514	17.484	13.496	19.886	12	14:45:08.838	51.046	+0.691	17.357	14.012	19.677
13	14:45:58.334	50.419	+0.067	17.285	13.490	19.644	13	14:45:59.229	50.391	+0.036	17.239	13.531	19.621
14	14:46:48.686	50.352		17.345	13.432	19.575	14	14:46:49.584	50.355		17.259	13.559	19.537
15	14:47:39.086	50.400	+0.048	17.352	13.432	19.616	15	14:47:40.603	51.019	+0.664	17.406	13.527	20.086
16	14:48:30.004	50.918	+0.566	17.416	13.539	19.963	16	14:48:31.125	50.522	+0.167	17.407	13.547	19.568
(241) Karol DABSKI							(217) Maximilian WEINZIERL						
1	14:35:46.209	54.759	+4.468	19.371	14.906	20.482	1	14:35:47.272	55.263	+4.996	20.022	14.550	20.691
2	14:36:38.483	52.274	+1.983	17.691	13.709	20.874	2	14:36:39.789	52.517	+2.250	17.578	14.815	20.124
3	14:37:29.594	51.111	+0.820	17.384	13.614	20.113	3	14:37:30.465	50.676	+0.409	17.309	13.612	19.755
4	14:38:20.201	50.607	+0.316	17.226	13.516	19.865	4	14:38:21.257	50.792	+0.525	17.472	13.634	19.686
5	14:39:12.094	51.893	+1.602	17.499	13.738	20.656	5	14:39:12.579	51.322	+1.055	17.481	13.522	20.319
6	14:40:03.241	51.147	+0.856	17.328	13.775	20.044	6	14:40:03.783	51.204	+0.937	17.557	13.869	19.778
7	14:40:54.154	50.913	+0.622	17.266	13.618	20.029	7	14:40:54.711	50.928	+0.661	17.332	13.549	20.047
8	14:41:44.995	50.841	+0.550	17.315	13.474	20.052	8	14:41:45.893	51.182	+0.915	17.315	13.487	20.380
9	14:42:35.286	50.291		17.263	19.512	19.512	9	14:42:37.875	51.982	+1.715	17.540	13.771	20.671
10	14:43:26.379	51.093	+0.802	17.365	13.614	20.114	10	14:43:29.163	51.288	+1.021	17.434	13.870	19.984
11	14:44:17.408	51.029	+0.738	17.361	13.726	19.942	11	14:44:19.500	50.337	+0.070	17.289	13.504	19.544
12	14:45:08.371	50.963	+0.672	17.391	13.898	19.674	12	14:45:10.353	50.853	+0.586	17.254	13.534	20.065
13	14:45:58.716	50.345	+0.054	17.271	13.502	19.572	13	14:46:00.936	50.583	+0.316	17.398	13.441	19.744
14	14:46:49.091	50.375	+0.084	17.283	13.497	19.595	14	14:46:51.203	50.267		17.251	13.458	19.558
15	14:47:39.444	50.353	+0.062	17.259	13.513	19.581	15	14:47:41.484	50.281	+0.014	17.296	13.453	19.532
16	14:48:30.065	50.621	+0.330	17.309	13.478	19.834	16	14:48:31.830	50.346	+0.079	17.305	13.462	19.579
(225) Kyle FOWLIE							(221) Jan JONCK						
1	14:35:46.475	55.053	+4.902	19.672	14.769	20.612	1	14:35:47.372	55.270	+5.146	20.013	14.565	20.692
2	14:36:38.237	51.762	+1.611	17.629	13.637	20.496	2	14:36:39.411	52.039	+1.915	17.637	14.523	19.879
3	14:37:29.770	51.533	+1.382	17.312	13.543	20.678	3	14:37:30.330	50.919	+0.795	17.390	13.536	19.993
4	14:38:20.456	50.686	+0.535	17.248	13.498	19.940	4	14:38:21.133	50.803	+0.679	17.417	13.525	19.861
5	14:39:11.800	51.344	+1.193	17.359	13.703	20.282	5	14:39:12.421	51.288	+1.164	17.385	13.502	20.401
6	14:40:02.237	50.437	+0.286	17.256	13.455	19.726	6	14:40:03.441	51.020	+0.896	17.358	13.492	20.170
7	14:40:53.771	51.534	+1.383	17.692	13.745	20.097	7	14:40:54.403	50.962	+0.838	17.322	13.434	20.206
8	14:41:44.394	50.623	+0.472	17.293	13.461	19.869	8	14:41:45.426	51.023	+0.899	17.327	13.438	20.258
9	14:42:35.029	50.635	+0.484	17.307	13.399	19.929	9	14:42:35.550	50.124		17.226	13.422	19.476
10	14:43:25.975	50.946	+0.795	17.272	13.561	20.113	10	14:43:26.532	50.982	+0.858	17.426	13.510	20.046
11	14:44:16.953	50.978	+0.827	17.261	13.597	20.120	11	14:44:17.606	51.074	+0.950	17.368	13.652	20.054
12	14:45:09.247	52.294	+2.143	17.697	14.758	19.839	12	14:45:10.587	52.981	+2.857	17.421	15.114	20.446
13	14:45:59.544	50.297	+0.146	17.273	13.449	19.575	13	14:46:01.495	50.908	+0.784	17.576	13.520	19.812
14	14:46:49.695	50.151		17.257	13.435	19.459	14	14:46:51.809	50.314	+0.190	17.275	13.475	19.564
15	14:47:40.383	50.688	+0.537	17.459	13.476	19.753	15	14:47:42.126	50.317	+0.193	17.323	13.431	19.563
16	14:48:30.798	50.415	+0.264	17.293	13.459	19.663	16	14:48:32.982	50.856	+0.732	17.225	13.534	20.097
(270) Oliver MYERS							(270) Oliver MYERS						
1	14:35:49.996	56.639	+6.787	20.961	14.499	21.179	1	14:35:49.996	56.639	+6.787	20.961	14.499	21.179
2	14:36:42.583	52.587	+2.735	17.856	14.139	20.592	2	14:36:42.583	52.587	+2.735	17.856	14.139	20.592
3	14:37:34.007	51.424	+1.572	17.791	13.746	19.887	3	14:37:34.007	51.424	+1.572	17.791	13.746	19.887
4	14:38:24.242	50.235	+0.383	17.120	13.474	19.641	4	14:38:24.242	50.235	+0.383	17.120	13.474	19.641
5	14:39:14.322	50.080	+0.228	17.108	13.528	19.444	5	14:39:14.322	50.080	+0.228	17.108	13.528	19.444
6	14:40:04.949	50.627	+0.775	17.147	13.424	20.056	6	14:40:04.949	50.627	+0.775	17.147	13.424	20.056
7	14:40:55.345	50.396	+0.544	17.328	13.475	19.593	7	14:40:55.345	50.396	+0.544	17.328	13.475	19.593
8	14:41:45.982	50.637	+0.785	17.153	13.522	19.962	8	14:41:45.982	50.637	+0.785	17.153	13.522	19.962
9	14:42:37.793	51.811	+1.959	17.537	13.827	20.447	9	14:42:37.793	51.811	+1.959	17.537	13.827	20.447
10	14:43:30.190	52.397	+2.545	17.625	13.878	20.894	10	14:43:30.190	52.397	+2.545	17.625	13.878	20.894



Rotax Euro Challenge 2013 Laghi / Italy

Rotax Seniors

Laghi / Italy 1,256 Km

Final

2013-05-26 14:30

Race (16 Laps) started at 14:34:50

Lap	Time of Day	Lap Tm	Diff	S1 Tm	S2 Tm	S3 Tm	Lap	Time of Day	Lap Tm	Diff	S1 Tm	S2 Tm	S3 Tm
11	14:44:20.636	50.446	+0.594	17.463	13.532	19.451	5	14:39:13.425	50.589	+0.155	17.339	13.651	19.599
12	14:45:10.811	50.175	+0.323	17.150	13.468	19.557	6	14:40:04.904	51.479	+1.045	17.357	13.615	20.507
13	14:46:02.163	51.352	+1.500	17.593	13.782	19.977	7	14:40:55.715	50.811	+0.377	17.712	13.512	19.587
14	14:46:52.473	50.310	+0.458	17.157	13.405	19.748	8	14:41:46.149	50.434		17.277	13.511	19.646
15	14:47:42.325	49.852		17.128	13.329	19.395	9	14:42:37.455	51.306	+0.872	17.568	13.878	19.860
16	14:48:33.036	50.711	+0.859	17.197	13.443	20.071	10	14:43:28.116	50.661	+0.227	17.446	13.598	19.617
(305) Xavier POZZOLI							11	14:44:18.979	50.863	+0.429	17.587	13.630	19.646
1	14:35:46.633	54.714	+4.527	19.797	14.304	20.613	12	14:45:10.199	51.220	+0.786	17.378	13.629	20.213
2	14:36:42.072	55.439	+5.252	17.770	16.589	21.080	13	14:46:01.566	51.367	+0.933	17.339	13.541	20.487
3	14:37:34.670	52.598	+2.411	17.394	13.690	21.514	14	14:46:52.673	51.107	+0.673	17.371	13.592	20.144
4	14:38:25.299	50.629	+0.442	17.383	13.670	19.576	15	14:47:44.365	51.692	+1.258	17.328	13.600	20.764
5	14:39:15.486	50.187		17.158	13.511	19.518	16	14:48:35.991	51.626	+1.192	17.442	13.590	20.594
6	14:40:06.504	51.018	+0.831	17.312	13.492	20.214	(214) Petr BEZEL						
7	14:40:57.068	50.564	+0.377	17.213	13.587	19.764	1	14:35:51.062	57.308	+7.015	21.632	14.589	21.087
8	14:41:47.520	50.452	+0.265	17.305	13.572	19.575	2	14:36:44.077	53.015	+2.722	17.679	14.316	21.020
9	14:42:38.027	50.507	+0.320	17.239	13.557	19.711	3	14:37:35.309	51.232	+0.939	17.408	13.689	20.135
10	14:43:29.581	51.554	+1.367	17.575	13.826	20.153	4	14:38:28.778	53.469	+3.176	18.647	14.689	20.133
11	14:44:19.780	50.199	+0.012	17.211	13.492	19.496	5	14:39:19.414	50.636	+0.343	17.393	13.490	19.753
12	14:45:10.663	50.883	+0.696	17.190	13.506	20.187	6	14:40:09.718	50.304	+0.011	17.264	13.425	19.615
13	14:46:02.721	52.058	+1.871	17.629	14.178	20.251	7	14:41:00.599	50.881	+0.588	17.349	13.709	19.823
14	14:46:52.949	50.228	+0.041	17.205	13.489	19.534	8	14:41:51.026	50.427	+0.134	17.413	13.502	19.512
15	14:47:43.344	50.395	+0.208	17.262	13.494	19.639	9	14:42:41.319	50.293		17.259	13.489	19.545
16	14:48:33.702	50.358	+0.171	17.231	13.479	19.648	10	14:43:32.526	51.207	+0.914	17.528	13.739	19.940
(266) Connor JUPP							11	14:44:22.999	50.473	+0.180	17.361	13.508	19.604
1	14:35:49.142	56.160	+5.880	20.326	14.839	20.995	12	14:45:13.403	50.404	+0.111	17.333	13.490	19.581
2	14:36:41.246	52.104	+1.824	17.668	14.077	20.359	13	14:46:03.862	50.459	+0.166	17.293	13.481	19.685
3	14:37:31.848	50.602	+0.322	17.351	13.508	19.743	14	14:46:54.386	50.524	+0.231	17.360	13.456	19.708
4	14:38:22.216	50.368	+0.088	17.237	13.538	19.593	15	14:47:44.903	50.517	+0.224	17.376	13.489	19.652
5	14:39:12.898	50.682	+0.402	17.197	13.500	19.985	16	14:48:36.087	51.184	+0.891	17.464	13.455	20.265
6	14:40:07.404	54.506	+4.226	17.395	13.876	23.235	(279) Luke VARLEY						
7	14:40:58.285	50.881	+0.601	17.245	13.523	20.113	1	14:35:50.277	56.737	+6.200	20.943	14.628	21.166
8	14:41:48.945	50.660	+0.380	17.289	13.551	19.820	2	14:36:43.008	52.731	+2.194	17.816	14.158	20.757
9	14:42:39.349	50.404	+0.124	17.273	13.480	19.651	3	14:37:34.923	51.915	+1.378	17.596	14.050	20.269
10	14:43:30.069	50.720	+0.440	17.215	13.484	20.021	4	14:38:26.557	51.634	+1.097	17.577	14.032	20.025
11	14:44:21.115	51.046	+0.766	17.943	13.471	19.632	5	14:39:17.721	51.164	+0.627	17.864	13.621	19.679
12	14:45:11.448	50.333	+0.053	17.281	13.446	19.606	6	14:40:08.968	51.247	+0.710	17.320	13.574	20.353
13	14:46:03.082	51.634	+1.354	17.263	13.599	20.772	7	14:40:59.718	50.750	+0.213	17.432	13.522	19.796
14	14:46:53.387	50.305	+0.025	17.330	13.432	19.543	8	14:41:50.416	50.698	+0.161	17.382	13.613	19.703
15	14:47:43.805	50.418	+0.138	17.244	13.431	19.743	9	14:42:40.953	50.537		17.336	13.524	19.677
16	14:48:34.085	50.280		17.260	13.412	19.608	10	14:43:31.810	50.857	+0.320	17.536	13.647	19.674
(208) Jiri FORMAN							11	14:44:22.433	50.623	+0.086	17.325	13.669	19.629
1	14:35:50.558	56.616	+6.269	20.911	14.579	21.126	12	14:45:12.993	50.560	+0.023	17.347	13.566	19.647
2	14:36:43.744	53.186	+2.839	17.847	14.504	20.835	13	14:46:03.673	50.680	+0.143	17.382	13.588	19.710
3	14:37:35.178	51.434	+1.087	17.395	13.905	20.134	14	14:46:54.563	50.890	+0.353	17.324	13.511	20.055
4	14:38:27.499	52.321	+1.974	17.926	13.981	20.414	15	14:47:45.271	50.708	+0.171	17.459	13.565	19.684
5	14:39:17.846	50.347		17.328	13.413	19.606	16	14:48:36.187	50.916	+0.379	17.332	13.526	20.058
6	14:40:08.348	50.502	+0.155	17.362	13.463	19.677	(263) Tobias HOLM						
7	14:40:58.806	50.458	+0.111	17.327	13.491	19.640	1	14:35:49.785	56.629	+6.163	21.065	14.496	21.068
8	14:41:49.533	50.727	+0.380	17.560	13.424	19.743	2	14:36:42.511	52.726	+2.260	17.717	13.964	21.045
9	14:42:39.891	50.358	+0.011	17.293	13.449	19.616	3	14:37:34.513	52.002	+1.536	17.543	13.613	20.846
10	14:43:30.395	50.504	+0.157	17.296	13.497	19.711	4	14:38:25.782	51.269	+0.803	17.419	14.159	19.691
11	14:44:21.575	51.180	+0.833	17.913	13.678	19.589	5	14:39:16.421	50.639	+0.173	17.449	13.535	19.655
12	14:45:12.181	50.606	+0.259	17.379	13.495	19.732	6	14:40:07.167	50.746	+0.280	17.394	13.578	19.774
13	14:46:02.848	50.667	+0.320	17.313	13.457	19.897	7	14:40:58.529	51.362	+0.896	17.375	13.810	20.177
14	14:46:53.563	50.715	+0.368	17.386	13.478	19.851	8	14:41:49.811	51.282	+0.816	18.091	13.493	19.698
15	14:47:44.348	50.785	+0.438	17.337	13.469	19.979	9	14:42:41.084	51.273	+0.807	17.705	13.503	20.065
16	14:48:35.817	51.469	+1.122	17.763	13.412	20.294	10	14:43:32.983	51.899	+1.433	17.673	13.906	20.320
(255) Ludvig MORIN							11	14:44:23.551	50.568	+0.102	17.383	13.571	19.614
1	14:35:48.187	55.639	+5.205	20.118	14.769	20.752	12	14:45:14.237	50.686	+0.220	17.410	13.480	19.796
2	14:36:40.806	52.619	+2.185	17.837	14.560	20.222	13	14:46:04.758	50.521	+0.055	17.329	13.514	19.678
3	14:37:32.087	51.281	+0.847	17.513	13.680	20.088	14	14:46:55.234	50.476	+0.010	17.336	13.505	19.635
4	14:38:22.836	50.749	+0.315	17.406	13.710	19.633	15	14:47:45.700	50.466		17.352	13.518	19.596
							16	14:48:36.304	50.604	+0.138	17.369	13.484	19.751

Timekeeping Ingrid and Meik Wagner:

Clerk of the course Nigel Edwards:

www.mylaps.com

Steward (Chairman) Ian Watson:

Chief Scrutineer Paul Klaassen:

Licensed to: Motorsport Events



Rotax Euro Challenge 2013 Laghi / Italy

Rotax Seniors

Laghi / Italy 1,256 Km

Final

2013-05-26 14:30

Race (16 Laps) started at 14:34:50

Lap	Time of Day	Lap Tm	Diff	S1 Tm	S2 Tm	S3 Tm	Lap	Time of Day	Lap Tm	Diff	S1 Tm	S2 Tm	S3 Tm
(264) Jules COUSIN							11	14:44:25.579	50.610	+0.330	17.435	13.591	19.584
1	14:35:52.920	58.543	+8.254	20.945	14.618	22.980	12	14:45:16.093	50.514	+0.234	17.285	13.538	19.691
2	14:36:44.809	51.889	+1.600	17.598	13.755	20.536	13	14:46:06.672	50.579	+0.299	17.359	13.519	19.701
3	14:37:35.741	50.932	+0.643	17.467	13.599	19.866	14	14:46:57.190	50.518	+0.238	17.345	13.467	19.706
4	14:38:28.088	52.347	+2.058	18.304	14.173	19.870	15	14:47:47.470	50.280		17.315	13.457	19.508
5	14:39:18.529	50.441	+0.152	17.426	13.432	19.583	16	14:48:38.844	51.374	+1.094	17.410	13.551	20.413
6	14:40:09.249	50.720	+0.431	17.454	13.469	19.797	(308) Nikolaj ROGIVUE						
7	14:41:00.782	51.533	+1.244	17.463	13.779	20.291	1	14:35:50.875	57.184	+6.719	21.379	14.749	21.056
8	14:41:52.074	51.292	+1.003	17.714	13.540	20.038	2	14:36:46.879	56.004	+5.539	17.605	14.334	24.065
9	14:42:42.363	50.289		17.307	13.449	19.533	3	14:37:38.066	51.187	+0.722	17.474	13.597	20.116
10	14:43:33.148	50.785	+0.496	17.269	13.487	20.029	4	14:38:29.851	51.785	+1.320	18.318	13.703	19.764
11	14:44:23.745	50.597	+0.308	17.467	13.496	19.634	5	14:39:20.444	50.593	+0.128	17.405	13.541	19.647
12	14:45:14.524	50.779	+0.490	17.459	13.465	19.855	6	14:40:11.021	50.577	+0.112	17.414	13.531	19.632
13	14:46:04.945	50.421	+0.132	17.283	13.525	19.613	7	14:41:01.793	50.772	+0.307	17.366	13.534	19.872
14	14:46:55.410	50.465	+0.176	17.424	13.435	19.606	8	14:41:53.017	51.224	+0.759	17.641	13.841	19.742
15	14:47:46.086	50.676	+0.387	17.495	13.489	19.692	9	14:42:44.212	51.195	+0.730	17.367	13.657	20.171
16	14:48:36.626	50.540	+0.251	17.445	13.437	19.658	10	14:43:35.686	51.474	+1.009	18.090	13.647	19.737
(218) Antoine BARTHON							11	14:44:26.275	50.589	+0.124	17.326	13.555	19.708
1	14:35:50.394	56.676	+6.274	20.881	14.735	21.060	12	14:45:16.956	50.681	+0.216	17.329	13.507	19.845
2	14:36:47.160	56.766	+6.364	17.905	14.123	24.738	13	14:46:07.608	50.652	+0.187	17.473	13.464	19.715
3	14:37:38.160	51.000	+0.598	17.430	13.559	20.011	14	14:46:58.073	50.465		17.381	13.468	19.616
4	14:38:29.061	50.901	+0.499	17.494	13.675	19.732	15	14:47:48.556	50.483	+0.018	17.387	13.470	19.626
5	14:39:19.773	50.712	+0.310	17.339	13.575	19.798	16	14:48:39.268	50.712	+0.247	17.556	13.463	19.693
6	14:40:10.556	50.783	+0.381	17.423	13.691	19.669	(237) Sten Dorian PIIRIMAGI						
7	14:41:01.529	50.973	+0.571	17.338	13.585	20.050	1	14:35:49.322	56.171	+5.716	20.568	14.507	21.096
8	14:41:52.675	51.146	+0.744	17.453	13.541	20.152	2	14:36:42.414	53.092	+2.637	17.786	14.122	21.184
9	14:42:43.469	50.794	+0.392	17.350	13.655	19.789	3	14:37:34.763	52.349	+1.894	17.867	14.224	20.258
10	14:43:34.031	50.562	+0.160	17.294	13.609	19.659	4	14:38:27.860	53.097	+2.642	17.593	14.648	20.856
11	14:44:24.440	50.409	+0.007	17.270	13.509	19.630	5	14:39:18.360	50.500	+0.045	17.410	13.498	19.592
12	14:45:14.914	50.474	+0.072	17.269	13.517	19.688	6	14:40:09.102	50.742	+0.287	17.312	13.519	19.911
13	14:46:05.762	50.848	+0.446	17.639	13.528	19.681	7	14:41:01.474	52.372	+1.917	17.481	14.489	20.402
14	14:46:56.392	50.630	+0.228	17.309	13.555	19.766	8	14:41:53.218	51.744	+1.289	17.740	14.315	19.689
15	14:47:46.856	50.464	+0.062	17.350	13.442	19.672	9	14:42:44.389	51.171	+0.716	17.480	13.488	20.203
16	14:48:37.258	50.402		17.332	13.428	19.642	10	14:43:35.938	51.549	+1.094	17.716	13.945	19.888
(216) Bryan EERDEN							11	14:44:26.778	50.840	+0.385	17.427	13.805	19.608
1	14:35:48.287	55.311	+4.716	19.812	14.844	20.655	12	14:45:17.233	50.455		17.345	13.490	19.620
2	14:36:40.086	51.799	+1.204	17.791	14.055	19.953	13	14:46:07.969	50.736	+0.281	17.501	13.536	19.699
3	14:37:30.977	50.891	+0.296	17.432	13.721	19.738	14	14:46:58.492	50.523	+0.068	17.394	13.521	19.608
4	14:38:21.734	50.757	+0.162	17.340	13.691	19.726	15	14:47:49.416	50.924	+0.469	17.462	13.737	19.725
5	14:39:12.803	51.069	+0.474	17.315	13.567	20.187	16	14:48:40.182	50.766	+0.311	17.397	13.580	19.789
6	14:40:06.182	53.379	+2.784	18.246	13.675	21.458	(260) Charlie TURNER						
7	14:40:58.041	51.859	+1.264	17.387	13.837	20.635	1	14:35:47.619	54.890	+4.569	19.570	14.890	20.430
8	14:41:49.285	51.244	+0.649	17.331	13.608	20.305	2	14:36:43.564	55.945	+5.624	17.852	15.240	22.853
9	14:42:40.529	51.244	+0.649	17.289	13.596	20.359	3	14:37:35.005	51.441	+1.120	17.359	13.974	20.108
10	14:43:32.213	51.684	+1.089	17.793	13.997	19.894	4	14:38:26.630	51.625	+1.304	17.826	13.890	19.909
11	14:44:23.216	51.003	+0.408	17.413	13.628	19.962	5	14:39:17.428	50.798	+0.477	17.522	13.678	19.598
12	14:45:14.671	51.455	+0.860	17.463	13.561	20.431	6	14:40:07.757	50.329	+0.008	17.258	13.483	19.588
13	14:46:05.460	50.789	+0.194	17.529	13.526	19.734	7	14:40:58.611	50.854	+0.533	17.312	13.518	20.024
14	14:46:56.634	51.174	+0.579	17.410	13.899	19.865	8	14:41:49.658	51.047	+0.726	17.468	13.520	20.059
15	14:47:47.229	50.595		17.368	13.514	19.713	9	14:42:40.125	50.467	+0.146	17.344	13.483	19.640
16	14:48:38.725	51.496	+0.901	17.385	13.762	20.349	10	14:43:30.685	50.560	+0.239	17.348	13.673	19.539
(258) Randy BERGLAS							11	14:44:28.959	58.274	+7.953	17.797	20.334	20.143
1	14:35:48.785	55.966	+5.686	20.383	14.569	21.014	12	14:45:19.604	50.645	+0.324	17.521	13.519	19.605
2	14:36:45.775	56.990	+6.710	17.639	14.374	24.977	13	14:46:09.925	50.321		17.314	13.440	19.567
3	14:37:36.703	50.928	+0.648	17.442	13.630	19.856	14	14:47:00.581	50.656	+0.335	17.622	13.541	19.493
4	14:38:28.618	51.915	+1.635	17.540	14.251	20.124	15	14:47:50.934	50.353	+0.032	17.323	13.491	19.539
5	14:39:19.656	51.038	+0.758	17.305	13.590	20.143	16	14:48:41.434	50.500	+0.179	17.301	13.609	19.590
6	14:40:10.119	50.463	+0.183	17.333	13.463	19.667	(267) Michael COOL						
7	14:41:01.355	51.236	+0.956	17.493	13.584	20.159	1	14:35:49.906	57.013	+6.401	20.998	14.435	21.580
8	14:41:52.527	51.172	+0.892	17.365	13.531	20.276	2	14:36:45.506	55.600	+4.988	17.868	14.955	22.777
9	14:42:44.039	51.512	+1.232	17.288	13.793	20.431	3	14:37:36.414	50.908	+0.296	17.446	13.642	19.820
10	14:43:34.969	50.930	+0.650	17.628	13.621	19.681	4	14:38:28.248	51.834	+1.222	17.705	14.181	19.948

Timekeeping Ingrid and Meik Wagner:



Clerk of the course Nigel Edwards:

www.mylaps.com

Steward (Chairman) Ian Watson:

Chief Scrutineer Paul Klaassen:

Licensed to: Motorsport Events



Rotax Euro Challenge 2013 Laghi / Italy

Rotax Seniors

Laghi / Italy 1,256 Km

Final

2013-05-26 14:30

Race (16 Laps) started at 14:34:50

Lap	Time of Day	Lap Tm	Diff	S1 Tm	S2 Tm	S3 Tm	Lap	Time of Day	Lap Tm	Diff	S1 Tm	S2 Tm	S3 Tm
5	14:39:18.860	50.612		17.398	13.553	19.661							
6	14:40:09.504	50.644	+0.032	17.530	13.496	19.618							
7	14:41:00.440	50.936	+0.324	17.401	13.685	19.850							
8	14:41:52.258	51.818	+1.206	17.907	13.610	20.301							
9	14:42:44.861	52.603	+1.991	17.415	14.328	20.860							
10	14:43:36.208	51.347	+0.735	17.735	13.701	19.911							
11	14:44:27.442	51.234	+0.622	17.596	13.850	19.788							
12	14:45:18.551	51.109	+0.497	17.554	13.680	19.875							
13	14:46:09.844	51.293	+0.681	17.600	13.751	19.942							
14	14:47:01.115	51.271	+0.659	18.108	13.514	19.649							
15	14:47:52.394	51.279	+0.667	17.585	13.632	20.062							
16	14:48:44.326	51.932	+1.320	17.907	13.780	20.245							

(219) Sam SCHIPPERS

1	14:35:48.997	56.188	+5.624	19.723	15.350	21.115
2	14:36:41.887	52.890	+2.326	17.680	14.390	20.820
3	14:37:33.331	51.444	+0.880	17.499	13.987	19.958
4	14:38:24.640	51.309	+0.745	17.393	13.839	20.077
5	14:39:15.228	50.588	+0.024	17.333	13.627	19.628
6	14:40:06.670	51.442	+0.878	17.362	13.627	20.453
7	14:40:57.927	51.257	+0.693	17.378	13.571	20.308
8	14:41:48.491	50.564		17.299	13.587	19.678
9	14:42:39.576	51.085	+0.521	17.442	13.600	20.043
10	14:43:30.291	50.715	+0.151	17.341	13.553	19.821
11	14:44:37.940	1:07.649	+17.085	18.309	28.811	20.529
12	14:45:29.247	51.307	+0.743	17.529	13.836	19.942
13	14:46:20.386	51.139	+0.575	17.480	13.822	19.837
14	14:47:11.372	50.986	+0.422	17.408	13.712	19.866
15	14:48:02.468	51.096	+0.532	17.507	13.822	19.767
16	14:48:58.442	55.974	+5.410	18.472	14.000	23.502

(247) Glenn VAN PARIJS

1	14:35:49.551	57.010	+6.706	21.094	14.351	21.565
2	14:36:42.175	52.624	+2.320	17.734	13.870	21.020
3	14:37:34.686	52.511	+2.207	17.571	13.713	21.227
4	14:38:27.608	52.922	+2.618	18.962	13.578	20.382
5	14:39:18.005	50.397	+0.093	17.431	13.455	19.511
6	14:40:08.740	50.735	+0.431	17.399	13.505	19.831
7	14:40:59.044	50.304		17.315	13.459	19.530
8	14:41:49.952	50.908	+0.604	17.759	13.475	19.674
9	14:42:40.669	50.717	+0.413	17.347	13.408	19.962
10	14:43:30.983	50.314	+0.010	17.293	13.407	19.614

(228) Eugene DENYSSEN

1	14:35:47.519	55.353		20.014	14.846	20.493
---	--------------	---------------	--	--------	---------------	---------------