

**DKM**  
DEUTSCHE KART MEISTERSCHAFT

**acv**

AUTOMOBIL-CLUB  
VERKEHR

# Ergebnisse Results DSKC

**INT. ACV-KARTRENNEN  
WACKERSDORF**

**11.-13. Mai 2018**

- Deutsche Kart-Meisterschaft (DKM)
- Deutsche Junioren-Kart-Meisterschaft (DJKM)
- Deutsche Schaltkart-Meisterschaft (DSKM)
- DMSB-Schaltkart-Cup (DSKC)
- Deutsche Elektro-Kart-Meisterschaft (DEKM)

vorläufig - ohne Gewähr

Pos	StNr.	Fahrer	Nation	Bewerber/Sponsor	Nation	Lizenz / B-Lizenz	Siege	Gesamt- punkte	Lonato (ITA)				Wackersdorf			
									TQ	Heats	Race 1	Race 2	TQ	Heats	Race 1	Race 2
1	321	Denner, Emilien	FRA	CRG Holland	NLD	141283E1 15521	3	110	5	15	25	25	5	10	25	
2	306	Curto, Alessio	DEU	Valier Motorsport	DEU	IRC 1125805 KBF 1063735	1	89		8	10	8	3	15	20	
3	323	Mähler, Tobias	DEU	Kartshop Ampfing	DEU	IRC 1155185 KBF 1108764		81		12	20	11		7	11	
4	333	Myszkier, Pawel	POL	Mach1 Motorsport	DEU	B277208/K KBF 1005514		62		10	16	20			16	
5	328	Neumann, Thomas	DEU	SRP Racing Team	DEU	IRB 1066455 KBF 1156791		45		9	11	13		9	3	
6	334	Lehner, Franz	AUT	BIREL ART RACING KSW	AUT	JK 2150 BK 102		41				4		8	16	
7	314	Ugran, Filip Ioan	ROU	R&R RACING TEAM	AUT	131 BK 031		40		5	9	10		1	4	
8	322	Fusco, Giuseppe	ITA	Renda Motorsport S.A.S.	ITA	339410 322880		37	1	7	13	16				
9	329	Trefilovs, Davids	DEU	SRP Racing Team	DEU	IRCT147656 KBF 1156791		32	3				1	6	13	
10	309	Kamali, Luka	DEU	TB Racing Team	DEU	IRB 1132678 KBF 1116906		29		2	6	2		12	7	
11	305	Langenbacher, Marvin	DEU	RS-Motorsport	DEU	IRC 1152544 KBF 1104126		28		1	2	6			9	
12	331	Kindervater, Robert	DEU	BIREL ART RACING KSW	AUT	IRC 1133505 BK 102		26				3		5	10	
13	316	Schultheiss, Marcel	DEU	Mach1 Motorsport	DEU	IRC 1106945 KBF 1005514		26		4	4	9		7	2	
14	324	De Santis, Raffaele	ITA	SRP Racing Team	DEU	355299 KBF 1156791		20		6	7	7				
15	326	Baranowski, Kevin	DEU	Solgat Motorsport	DEU	IRC 1117569 KBF 1079882		13			3			5	5	
16	332	Tabakovic, Ronny	DEU	CKR Srl	ITA	IRC 1148046 300098		12						6	6	
17	312	Metz, Tim Mika	DEU	CRG -Performance	DEU	IRC 1149667 KBF 1168909		10						2	8	
18	308	Skeed,	ITA	Renda Motorsport S.A.S.	ITA	303544 322880		10			5	5				
19	369	Drewing, Pascal	DEU	Van Woerden Racing	DEU	IRC 1147574 KBF 1188185		8			8					
20	317	Wagner, Fabio	DEU	KSM Schumacher Racing Team	DEU	IRC 1125482 KBF 1067587		8						4	4	
21	302	Potman, Mark	NLD	CRG Holland	NLD	30972 15521		8		3				3	2	
22	368	Hartmann, Rick	DEU	Team NKS	DEU	IRC 1145851 KBF 1050071		4			1				3	
23	319	Colakovic, Nermin	DEU	Solgat Motorsport	DEU	IRB 1165480 KBF 1079882		1						1		
24	311	Dreyspring, Christopher	DEU	CRG -Performance	DEU	IRC 1118587 KBF 1168909		1							1	
25	310	Fetzer, Dennis	DEU	Parolin Deutschland MSR WST	DEU	IRC 1157082 KBF 1156015		1				1				

Strecke / track: 1190m

started: 33 classified: 33 not classified: 0 not started: 1

fastest Lap Lechner, Franz at: 0:46,816

Pos	St. Nr.	Fahrer Driver	Nation	Bewerber/Sponsor	Nation	Lizenz/B-Lizenz	Chassis/Motor/Reifen	Points	Runden Laps	Gesamtzeit Differenz	Abstand Gap	beste Runde best Lap	in R. in L.	o Geschw. n Speed
1	306	Curto, Alessio	DEU	Valier Motorsport	DEU	IKC 1125805 KBF 1063735	SODI / TM / Vega	25	21	16:49,541		0:46,927	19	89,1 km/h 91,3 km/h
2	323	Mähler, Tobias	DEU	Kartshop Ampling	DEU	IKC 1155185 KBF 1108764	DR / TM / Vega	20	21	16:50,539 0:00,998	0:00,998	0:46,996	17	89 km/h 91,2 km/h
3	333	Myszkier, Pawel	POL	Mach1 Motorsport	DEU	B27/208/K KBF 1005514	Mach1 / TM / Vega	16	21	16:53,097 0:03,556	0:02,558	0:47,080	18	88,8 km/h 91 km/h
4	334	Lehner, Franz	AUT	BIREL ART RACING KSW	AUT	BK 102	BirelART / TM / Vega	13	21	16:54,462 0:04,921	0:01,365	0:46,816	20	88,7 km/h 91,5 km/h
5	314	Ugran, Filip Ioan	ROU	R&R RACING TEAM	AUT	13i BK 031	BirelArt / TM / Vega	11	21	16:54,614 0:05,073	0:00,152	0:47,073	17	88,7 km/h 91 km/h
6	305	Langenbacher, Marvin	DEU	RS-Motorsport	DEU	IKC 1152544 KBF 1104126	CRG / TM / Vega	10	21	16:55,419 0:05,878	0:00,805	0:47,172	20	88,6 km/h 90,8 km/h
7	329	Trefilovs, Davids	DEU	SRP Racing Team	DEU	IKC1147656 KBF 1156791	CRG / TM / Vega	9	21	16:55,940 0:06,399	0:00,521	0:46,998	21	88,6 km/h 91,2 km/h
8	331	Kindervater, Robert	DEU	BIREL ART RACING KSW	AUT	IKC 1133505 BK 102	BirelART / TM / Vega	8	21	16:57,003 0:07,462	0:01,063	0:47,125	18	88,5 km/h 90,9 km/h
9	309	Kamali, Luka	DEU	TB Racing Team	DEU	IKB 1132678 KBF 1116906	CRG / TM / Vega	7	21	16:57,867 0:08,326	0:00,864	0:47,071	18	88,4 km/h 91 km/h
10	332	Tabakovic, Ronny	DEU	CKR Srl	ITA	IKC 1148046 300098	CKR / TM / Vega	6	21	16:59,798 0:10,257	0:01,931	0:47,106	17	88,2 km/h 90,9 km/h
11	326	Baranowski, Kevin	DEU	Solgat Motorsport	DEU	IKC 1117565 KBF 1079882	BirelART / TM / Vega	5	21	17:02,433 0:12,892	0:02,635	0:47,203	20	88 km/h 90,8 km/h
12	317	Wagner, Fabio	DEU	KSM Schumacher Racing Team	DEU	IKC 1125482 KBF 1067587	Tony Kart / Vortex / Vega	4	21	17:04,659 0:15,118	0:02,226	0:47,559	20	87,8 km/h 90,1 km/h
13	368	Hartmann, Rick	DEU	Team NKS	DEU	IKC 1145851 KBF 1050071	DR / TM / Vega	3	21	17:05,517 0:15,976	0:00,858	0:47,210	21	87,7 km/h 90,7 km/h
14	316	Schultheiss, Marcel	DEU	Mach1 Motorsport	DEU	IKC 1106945 KBF 1005514	Mach1 / TM / Vega	2	21	17:05,831 0:16,290	0:00,314	0:47,455	17	87,7 km/h 90,3 km/h
15	311	Dreyspring, Christopher	DEU	CRG - Performance	DEU	IKC 1118587 KBF 1168909	CRG / TM / Vega	1	21	17:07,741 0:18,200	0:01,910	0:47,233	21	87,5 km/h 90,7 km/h
16	322	Fusco, Giuseppe	ITA	Renda Motorsport S.A.S.	ITA	339410 322880	CKR / Vortex / Vega	0	21	17:10,432 0:20,891	0:02,691	0:47,820	18	87,3 km/h 89,6 km/h
17	324	De Santis, Raffaele	ITA	SRP Racing Team	DEU	355295 KBF 1156791	CRG / TM / Vega	0	21	17:10,896 0:21,355	0:00,464	0:47,438	21	87,3 km/h 90,3 km/h
18	308	Skeed,	ITA	Renda Motorsport S.A.S.	ITA	303544 322880	Formula K / Vortex / Vega	0	21	17:11,305 0:21,764	0:00,409	0:47,520	18	87,2 km/h 90,2 km/h
19	301	Himmels, Yannik	DEU	Valier Motorsport	DEU	IKC 1147857 KBF 1063735	SODI / TM / Vega	0	21	17:11,867 0:22,326	0:00,562	0:47,704	21	87,2 km/h 89,8 km/h
20	319	Colakovic, Nermin	DEU	Solgat Motorsport	DEU	IKB 1165480 KBF 1079882	BirelArt / TM / Vega	0	21	17:13,134 0:23,593	0:01,267	0:47,252	21	87,1 km/h 90,7 km/h
21	304	Beyerlein, Patrick	DEU	BEYMO-Kartracing	DEU	IKC 1041625 KBF 1160795	CRG / TM / Vega	0	21	17:13,182 0:23,641	0:00,048	0:47,806	13	87,1 km/h 89,6 km/h
22	320	Fredriksson, Lukas	SWE	JP Racing	SWE	20010809007: 105	Exprit / Vortex / Vega	0	21	17:13,885 0:24,344	0:00,703	0:47,766	16	87 km/h 89,7 km/h
23	312	Metz, Tim Mika	DEU	CRG - Performance	DEU	IKC 1149667 KBF 1168909	CRG / TM / Vega	0	21	17:14,662 0:25,121	0:00,777	0:47,354	18	87 km/h 90,5 km/h
24	307	Schröder, Tim	DEU	Mach1 Motorsport	DEU	IKB 1079850 KBF 1005514	Mach1 / TM / Vega	0	21	17:16,247 0:26,706	0:01,585	0:47,759	16	86,8 km/h 89,7 km/h
25	302	Potman, Mark	NLD	CRG Holland	NLD	30972 15521	CRG / TM / Vega	0	19	16:00,380 2 R	2 R	0:47,563	18	84,8 km/h 90,1 km/h
26	328	Neumann, Thomas	DEU	SRP Racing Team	DEU	IKB 1066455 KBF 1156791	CRG / Modena / Vega	0	18	14:42,165 3 R	1 R	0:47,503	13	87,4 km/h 90,2 km/h
27	318	Dresen, Andreas	DEU	Valier Motorsport	DEU	IKC 1116375 KBF 1063735	SODI / TM / Vega	0	17	14:08,760 4 R	1 R	0:47,610	10	85,8 km/h 90 km/h
28	321	Denner, Emilien	FRA	CRG Holland	NLD	141283E1 15521	Kali Kart / TM / Vega	0	6	5:15,302 15 R	11 R	0:49,016	5	81,5 km/h 87,4 km/h
29	335	Sager, Moritz	AUT	KSB RACING TEAM	AUT	BK 002	Kosmic / Vortex / Vega	0	5	4:30,298 16 R	1 R	0:50,100	4	79,2 km/h 85,5 km/h
30	327	Jonsson, Lukas	SWE	JP Racing	SWE	20000901795: 105	Exprit / Vortex / Vega	0	4	3:43,877 17 R	1 R	0:52,045	3	76,5 km/h 82,3 km/h
31	356	Steigerwald, Noah	DEU	Parolin Deutschland Team MSR WST	DEU	IKC 1117475C KBF 1156015	Parolin / TM / Vega	*	3	3:05,454 18 R	1 R	0:49,980	2	69,3 km/h 85,7 km/h
32	369	Drewing, Pascal	DEU	Van Woerden Racing	DEU	IKC 1147574 KBF 1188185	Praga / TM / Vega	0	2	1:50,874 19 R	1 R	0:51,238	2	77,3 km/h 83,6 km/h
33	330	Walsh, Ian	IRL	Ian Walsh	IRL	1326 1326	Tony Kart / TM / Vega	0	0	0:05,525 21 R	2 R			

the following drivers did not start.

303 Bröcker, Fabrice

StNr. 312,311,308,319 5 sec penalty Frontfairing

StNr. 316 5 sec penalty Pushing


Rennleitung: Rüdiger Luth Racedirektor: Thomas Lainer

Sportkommissare: Thomas Ferrero / Ulrich Bell / Franz-Josef Serr / FrankTautenhahn

Techn. Kommissare: H.-J. Dangers / A.Sengpiel / M. Grasshoff / C. Schmidt / D.Pietzko / W.Amend / M.Ambrosius

Zeitnahme: KART-DATA timing service Franz Schieszler / Manuela Hintner

Zeitnahme / timekeeping

control  
  
 Franz Schieszler


**R 20 DSKC (KZ2) Race 2**

Strecke / track: 1190

Fahrername Driver	Curto Alessio	Mähler Tobias	Myszkier Pawel	Lehner Franz	Ugran Filip Ioan	Langenbacher Marvin	Trefilovs Davids	Kindervater Robert	Kamali Luka	Tabakovic Ronny	Baranowski Kevin	Wagner Fabio
schnellste in Runde	0:46,927 Rn. 19	0:46,996 Rn. 17	0:47,080 Rn. 18	0:46,816 Rn. 20	0:47,073 Rn. 17	0:47,172 Rn. 20	0:46,998 Rn. 21	0:47,125 Rn. 18	0:47,071 Rn. 18	0:47,106 Rn. 17	0:47,203 Rn. 20	0:47,559 Rn. 20
Speed	91,3 km/h	91,2 km/h	91,0 km/h	91,5 km/h	91,0 km/h	90,8 km/h	91,2 km/h	90,9 km/h	91,0 km/h	90,9 km/h	90,8 km/h	90,1 km/h
Lap 1	0:53,311	0:53,167	0:52,043	0:53,284	0:53,496	0:52,325	0:53,713	0:54,890	0:54,718	0:54,408	0:53,605	0:53,231
Lap 2	0:51,432	0:51,250	0:51,168	0:51,353	0:51,319	0:51,265	0:51,216	0:51,085	0:50,901	0:50,888	0:51,626	0:51,695
Lap 3	0:49,724	0:49,693	0:50,577	0:52,156	0:50,258	0:49,342	0:50,429	0:49,696	0:50,571	0:51,570	0:50,959	0:50,784
Lap 4	0:48,504	0:48,316	0:48,134	0:49,328	0:48,250	0:48,874	0:48,475	0:48,255	0:49,060	0:49,241	0:49,642	0:48,967
Lap 5	0:48,069	0:48,032	0:47,986	0:48,139	0:47,879	0:48,246	0:48,112	0:47,810	0:48,940	0:49,330	0:48,773	0:48,384
Lap 6	0:47,975	0:48,211	0:48,489	0:48,139	0:48,054	0:48,906	0:49,030	0:48,413	0:47,990	0:49,234	0:48,672	0:48,316
Lap 7	0:47,558	0:47,505	0:47,727	0:47,613	0:47,817	0:47,769	0:48,574	0:47,973	0:47,942	0:47,696	0:48,245	0:47,933
Lap 8	0:47,583	0:47,517	0:47,668	0:47,247	0:47,556	0:48,417	0:47,399	0:47,621	0:47,555	0:47,641	0:47,786	0:47,809
Lap 9	0:47,332	0:47,420	0:47,548	0:47,848	0:47,606	0:47,876	0:47,801	0:47,723	0:47,531	0:47,832	0:47,442	0:47,880
Lap 10	0:47,229	0:47,295	0:47,403	0:47,339	0:47,402	0:47,446	0:47,375	0:47,513	0:47,834	0:47,383	0:47,789	0:48,391
Lap 11	0:47,319	0:47,282	0:47,239	0:47,083	0:47,403	0:47,409	0:47,857	0:47,326	0:47,306	0:47,340	0:47,659	0:47,710
Lap 12	0:47,150	0:47,204	0:47,381	0:47,194	0:47,379	0:47,370	0:47,298	0:47,414	0:47,323	0:47,391	0:47,608	0:47,781
Lap 13	0:47,275	0:47,209	0:47,306	0:47,404	0:47,456	0:47,321	0:47,843	0:48,431	0:47,307	0:47,512	0:48,280	0:47,750
Lap 14	0:47,121	0:47,173	0:47,249	0:47,202	0:47,367	0:47,340	0:47,432	0:47,372	0:47,387	0:47,414	0:47,515	0:48,040
Lap 15	0:47,082	0:47,177	0:47,381	0:47,056	0:47,096	0:47,332	0:47,380	0:47,433	0:47,608	0:47,372	0:48,390	0:48,342
Lap 16	0:47,043	0:47,171	0:47,361	0:46,941	0:47,278	0:47,308	0:47,361	0:47,834	0:47,207	0:47,281	0:47,683	0:47,667
Lap 17	0:46,966	0:46,996	0:47,223	0:47,512	0:47,073	0:47,649	0:47,047	0:47,266	0:47,135	0:47,106	0:47,673	0:48,080
Lap 18	0:47,032	0:47,031	0:47,080	0:47,291	0:47,504	0:47,853	0:47,098	0:47,125	0:47,071	0:47,291	0:47,236	0:47,986



## R 20 DSKC (KZ2) Race 2

Strecke / track: 1190

Fahrername Driver	Curto Alessio	Mähler Tobias	Myszkier Pawel	Lehner Franz	Ugran Filip Ioan	Langenbacher Marvin	Trefilovs Davids	Kindervater Robert	Kamali Luka	Tabakovic Ronny	Baranowski Kevin	Wagner Fabio
Lap 19	<u>0:46,927</u>	0:47,006	0:47,163	0:46,901	0:47,216	0:47,230	0:47,092	0:47,238	0:47,288	0:47,298	0:47,382	0:47,638
Lap 20	0:47,012	0:47,023	0:47,157	<u>0:46,816</u>	0:47,173	<u>0:47,172</u>	0:47,174	0:47,157	0:47,293	0:47,179	<u>0:47,203</u>	<u>0:47,559</u>
Lap 21	0:47,084	0:47,208	0:47,292	0:47,464	0:47,890	0:47,247	<u>0:46,998</u>	0:47,432	0:47,266	0:47,292	0:47,285	0:47,938

**R 20 DSKG (KZ2) Race 2**

Strecke / track: 1190

Fahrername Driver	Hartmann Rick	Schultheiss Marcel	Dreyspring Christopher	Fusco Giuseppe	De Samtis Raffaele	Skeed	Himmels Yannik	Colakovic Nermin	Beyerlein Patrick	Fredriksson Lukas	Metz Tim Mika	Schröder Tim
schnellste in Runde	0:47,210 Rn. 21	0:47,455 Rn. 17	0:47,233 Rn. 21	0:47,820 Rn. 18	0:47,438 Rn. 21	0:47,520 Rn. 18	0:47,704 Rn. 21	0:47,252 Rn. 21	0:47,806 Rn. 13	0:47,766 Rn. 16	0:47,354 Rn. 18	0:47,759 Rn. 16
Speed	90,7 km/h	90,3 km/h	90,7 km/h	89,6 km/h	90,3 km/h	90,2 km/h	89,8 km/h	90,7 km/h	89,6 km/h	89,7 km/h	90,5 km/h	89,7 km/h
Lap 1	0:55,507	0:52,425	0:53,896	0:55,162	0:55,054	0:55,350	0:56,763	0:56,875	0:55,930	0:57,346	0:54,687	0:54,485
Lap 2	0:50,896	0:51,198	0:51,788	0:50,227	0:51,889	0:50,053	0:51,360	0:50,220	0:50,484	0:50,211	0:52,641	0:50,746
Lap 3	0:51,297	0:50,613	0:50,695	0:50,192	0:50,006	0:50,820	0:50,167	0:50,625	0:50,818	0:49,980	0:50,493	0:50,433
Lap 4	0:49,454	0:48,569	0:49,125	0:48,897	0:49,399	0:49,063	0:49,609	0:48,832	0:49,366	0:49,586	0:49,109	0:52,885
Lap 5	0:48,703	0:48,354	0:48,778	0:48,935	0:48,688	0:48,920	0:48,682	0:49,160	0:49,836	0:48,826	0:49,707	0:48,327
Lap 6	0:49,311	0:48,241	0:50,213	0:50,729	0:49,751	0:49,933	0:50,210	0:50,478	0:49,229	0:49,291	0:49,880	0:48,315
Lap 7	0:48,628	0:48,426	0:48,256	0:48,842	0:48,732	0:48,474	0:48,503	0:48,461	0:49,631	0:48,622	0:48,691	0:48,371
Lap 8	0:48,206	0:47,851	0:47,485	0:47,977	0:48,295	0:47,834	0:48,076	0:47,715	0:48,799	0:49,012	0:48,143	0:48,518
Lap 9	0:48,171	0:48,631	0:47,407	0:47,879	0:48,257	0:47,786	0:48,017	0:49,587	0:48,095	0:48,162	0:47,975	0:48,124
Lap 10	0:47,451	0:48,004	0:47,499	0:47,846	0:47,475	0:47,683	0:47,841	0:47,572	0:47,949	0:48,343	0:47,740	0:48,232
Lap 11	0:47,493	0:47,745	0:47,766	0:47,880	0:48,361	0:48,040	0:47,862	0:47,596	0:47,881	0:48,005	0:47,732	0:47,966
Lap 12	0:47,677	0:47,781	0:47,700	0:47,977	0:47,486	0:47,646	0:47,839	0:47,357	0:48,022	0:47,923	0:47,786	0:47,995
Lap 13	0:47,849	0:47,550	0:47,620	0:47,971	0:47,595	0:47,583	0:47,744	0:47,953	0:47,806	0:47,950	0:48,380	0:47,900
Lap 14	0:47,540	0:47,530	0:47,728	0:47,872	0:48,976	0:47,604	0:48,563	0:48,946	0:48,147	0:47,819	0:48,669	0:48,015
Lap 15	0:47,579	0:48,165	0:47,765	0:48,126	0:47,469	0:47,687	0:47,847	0:47,696	0:47,929	0:48,002	0:48,060	0:47,894
Lap 16	0:47,235	0:47,588	0:47,380	0:47,966	0:47,969	0:47,778	0:47,720	0:47,728	0:48,056	0:47,766	0:48,005	0:47,759
Lap 17	0:47,297	0:47,455	0:47,398	0:47,824	0:48,637	0:47,665	0:48,031	0:47,324	0:48,247	0:48,280	0:48,016	0:48,402
Lap 18	0:47,351	0:47,521	0:47,330	0:47,820	0:47,974	0:47,520	0:48,355	0:47,296	0:47,942	0:47,899	0:47,354	0:47,949

## R 20 DSKG (KZ2) Race 2

Strecke / track: 1190

Fahrername Driver	Hartmann Rick	Schultheiss Marcel	Dreyspring Christopher	Fusco Giuseppe	De Samtis Raffaele	Skeed	Himmels Yannik	Colakovic Nermin	Beyerlein Patrick	Fredriksson Lukas	Metz Tim Mika	Schröder Tim
Lap 19	0:47,389	0:47,971	0:47,247	0:48,141	0:47,525	0:47,585	0:47,748	0:47,474	0:48,069	0:48,040	0:47,505	0:47,984
Lap 20	0:47,445	0:47,504	0:47,240	0:48,054	0:47,597	0:48,004	0:47,776	0:47,392	0:48,000	0:48,260	0:47,444	0:48,638
Lap 21	0:47,210	0:47,781	0:47,233	0:48,559	0:47,438	0:47,537	0:47,704	0:47,252	0:47,952	0:47,807	0:47,763	0:50,043


**R 20 DSKG (KZ2) Race 2**

Strecke / track: 1190

Fahrername Driver	Potman Mark	Neumann Thomas	Dresen Andreas	Denner Emilien	Sager Moritz	Jonsson Lukas	Steigerwald Noah	Drewing Pascal	Walsh Ian
schnellste Runde in Runde	0:47,563 Rn. 18	0:47,503 Rn. 13	0:47,610 Rn. 10	0:49,016 Rn. 5	0:50,100 Rn. 4	0:52,045 Rn. 3	0:49,980 Rn. 2	0:51,238 Rn. 2	
Speed	90,1 km/h	90,2 km/h	90,0 km/h	87,4 km/h	85,5 km/h	82,3 km/h	85,7 km/h	83,6 km/h	
Lap 1	0:53,161	0:54,752	0:55,375	0:53,272	0:59,590	0:57,392	0:55,874	0:54,311	
Lap 2	0:51,145	0:50,846	0:50,531	0:51,452	0:51,237	0:52,280	<u>0:49,980</u>	<u>0:51,238</u>	
Lap 3	0:50,664	0:51,622	0:50,937	0:59,943	0:51,671	<u>0:52,045</u>	1:14,883		
Lap 4	0:49,704	0:49,207	0:49,216	0:49,722	0:50,100	0:55,114			
Lap 5	0:48,574	0:49,053	0:49,088	<u>0:49,016</u>	<u>0:50,760</u>				
Lap 6	0:49,382	0:49,748	0:49,504	0:49,216					
Lap 7	0:48,667	0:47,670	0:48,513						
Lap 8	0:48,584	0:47,536	0:47,940						
Lap 9	0:48,222	0:47,682	0:48,223						
Lap 10	0:47,839	0:47,858	<u>0:47,610</u>						
Lap 11	0:47,747	0:47,730	0:47,903						
Lap 12	0:47,813	0:48,085	0:47,832						
Lap 13	0:47,633	<u>0:47,503</u>	0:48,013						
Lap 14	0:47,756	0:47,856	0:48,996						
Lap 15	0:48,120	0:47,861	0:47,986						
Lap 16	0:47,697	0:47,717	0:47,986						
Lap 17	0:47,596	0:47,612	0:57,441						
Lap 18	<u>0:47,563</u>	0:47,607							



**DMSB**  **DKM**  **Round 2: Wackersdorf / DEU**

**DEUTSCHE KART-MEISTERSCHAFTEN 2018**  **11-13 / 05 / 2018**

DMSB-Reg.Nr 120-2018

## R 20 DSKG (KZ2) Race 2

Strecke / track: 1190

Fahrername Driver	Potman Mark	Neumann Thomas	Dresen Andreas	Denner Emilien	Sager Moritz	Jonsson Lukas	Steigerwald Noah	Drewing Pascal	Walsh Ian
Lap 19	1:18,406								
Lap 20									
Lap 21									

## R 20 DSKG (KZ2) Race 2

Ziel		Sektion 1		Sektion 2		Sektion 3	
Fahrername	Zeit	Fahrername	Zeit	Fahrername	Zeit	Fahrername	Zeit
1 334 Lehner, Franz	0:46,816	334 Lehner, Franz	0:16,749	323 Mähler, Tobias	0:15,462	334 Lehner, Franz	0:14,496
2 306 Curto, Alessio	0:46,927	329 Trefflows, Davids	0:16,776	334 Lehner, Franz	0:15,471	309 Kamali, Luka	0:14,582
3 323 Mähler, Tobias	0:46,996	306 Curto, Alessio	0:16,804	314 Ugran, Filip Ioan	0:15,485	306 Curto, Alessio	0:14,589
4 329 Trefflows, Davids	0:46,998	323 Mähler, Tobias	0:16,851	331 Kindervater, Robert	0:15,488	319 Colakovic, Nermin	0:14,627
5 309 Kamali, Luka	0:47,071	314 Ugran, Filip Ioan	0:16,851	332 Tabakovic, Ronny	0:15,504	314 Ugran, Filip Ioan	0:14,631
6 314 Ugran, Filip Ioan	0:47,073	333 Myszkier, Pawel	0:16,861	306 Curto, Alessio	0:15,505	329 Trefflows, Davids	0:14,643
7 333 Myszkier, Pawel	0:47,080	368 Hartmann, Rick	0:16,885	333 Myszkier, Pawel	0:15,509	323 Mähler, Tobias	0:14,649
8 332 Tabakovic, Ronny	0:47,106	309 Kamali, Luka	0:16,886	329 Trefflows, Davids	0:15,511	368 Hartmann, Rick	0:14,666
9 331 Kindervater, Robert	0:47,125	332 Tabakovic, Ronny	0:16,911	312 Metz, Tim Mika	0:15,524	305 Langenbacher, Marvin	0:14,667
10 305 Langenbacher, Marvin	0:47,172	305 Langenbacher, Marvin	0:16,914	305 Langenbacher, Marvin	0:15,535	331 Kindervater, Robert	0:14,675
11 326 Baranowski, Kevin	0:47,203	326 Baranowski, Kevin	0:16,920	311 Dreyspring, Christopher	0:15,537	333 Myszkier, Pawel	0:14,683
12 368 Hartmann, Rick	0:47,210	311 Dreyspring, Christopher	0:16,922	319 Colakovic, Nermin	0:15,541	326 Baranowski, Kevin	0:14,684
13 311 Dreyspring, Christopher	0:47,233	331 Kindervater, Robert	0:16,924	326 Baranowski, Kevin	0:15,556	332 Tabakovic, Ronny	0:14,691
14 319 Colakovic, Nermin	0:47,252	308 Skeed,	0:16,935	309 Kamali, Luka	0:15,586	311 Dreyspring, Christopher	0:14,709
15 312 Metz, Tim Mika	0:47,354	324 De Santis, Raffaele	0:16,959	368 Hartmann, Rick	0:15,586	316 Schultheiss, Marcel	0:14,728
16 324 De Santis, Raffaele	0:47,438	319 Colakovic, Nermin	0:16,966	324 De Santis, Raffaele	0:15,630	324 De Santis, Raffaele	0:14,734
17 316 Schultheiss, Marcel	0:47,455	317 Wagner, Fabio	0:16,976	316 Schultheiss, Marcel	0:15,645	328 Neumann, Thomas	0:14,734
18 328 Neumann, Thomas	0:47,503	312 Metz, Tim Mika	0:16,982	308 Skeed,	0:15,656	302 Potman, Mark	0:14,752
19 308 Skeed,	0:47,520	328 Neumann, Thomas	0:17,006	328 Neumann, Thomas	0:15,686	312 Metz, Tim Mika	0:14,757
20 317 Wagner, Fabio	0:47,559	316 Schultheiss, Marcel	0:17,013	301 Himmels, Yannik	0:15,702	317 Wagner, Fabio	0:14,777
21 302 Potman, Mark	0:47,563	302 Potman, Mark	0:17,019	318 Dresen, Andreas	0:15,720	318 Dresen, Andreas	0:14,778
22 318 Dresen, Andreas	0:47,610	318 Dresen, Andreas	0:17,022	307 Schröder, Tim	0:15,735	320 Fredriksson, Lukas	0:14,791
23 301 Himmels, Yannik	0:47,704	301 Himmels, Yannik	0:17,038	302 Potman, Mark	0:15,759	308 Skeed,	0:14,798
24 307 Schröder, Tim	0:47,759	320 Fredriksson, Lukas	0:17,065	317 Wagner, Fabio	0:15,766	304 Beyerlein, Patrick	0:14,811
25 320 Fredriksson, Lukas	0:47,766	307 Schröder, Tim	0:17,093	322 Fusco, Giuseppe	0:15,771	301 Himmels, Yannik	0:14,821
26 304 Beyerlein, Patrick	0:47,806	304 Beyerlein, Patrick	0:17,099	304 Beyerlein, Patrick	0:15,775	322 Fusco, Giuseppe	0:14,825
27 322 Fusco, Giuseppe	0:47,820	322 Fusco, Giuseppe	0:17,106	320 Fredriksson, Lukas	0:15,775	307 Schröder, Tim	0:14,846
28 321 Denner, Emilien	0:49,016	321 Denner, Emilien	0:17,559	321 Denner, Emilien	0:16,205	321 Denner, Emilien	0:15,077
29 356 Steigerwald, Noah	0:49,980	327 Jonsson, Lukas	0:17,765	356 Steigerwald, Noah	0:16,384	327 Jonsson, Lukas	0:15,403
30 335 Sager, Moritz	0:50,100	335 Sager, Moritz	0:17,785	335 Sager, Moritz	0:16,495	369 Drowing, Pascal	0:15,514
31 369 Drowing, Pascal	0:51,238	356 Steigerwald, Noah	0:17,992	369 Drowing, Pascal	0:16,500	335 Sager, Moritz	0:15,579
32 327 Jonsson, Lukas	0:52,045	369 Drowing, Pascal	0:18,010	327 Jonsson, Lukas	0:16,990	356 Steigerwald, Noah	0:15,604
33 330 Walsh, Ian		330 Walsh, Ian		330 Walsh, Ian		330 Walsh, Ian	

## DEUTSCHE KART-MEISTERSCHAFTEN 2018

11-13 / 05 / 2018

DMSB-Reglir 120-2018

### R 20 DSKG (K22) Race 2

Die schnellsten Zeiten

Ort	Nr. Fahrername	Zeit	Streckenl.	ø Speed
Ziel	334 Lehner,Franz	0:46,816	1190 m	91,5 km/h
Sektion 1	334 Lehner,Franz	0:16,749	452 m	97,2 km/h
Sektion 2	323 Mähler,Tobias	0:15,462	368 m	85,7 km/h
Sektion 3	334 Lehner,Franz	0:14,496	370 m	91,9 km/h

	Snr.306 Curto,Alessio DEU Valier Motorsport		Snr.323 Mähler,Tobias DEU Kartshop Ampfing		Snr.333 Myszkier,Pawel POL Mach1 Motorsport		Snr.334 Lehner,Franz AUT BIREL ART RACING KSW		Snr.314 Ugram,Filip Ioan ROU R&R RACING TEAM	
	theoretisch mögliche Bestzeit	Ziel	theoretisch mögliche Bestzeit	Ziel	theoretisch mögliche Bestzeit	Ziel	theoretisch mögliche Bestzeit	Ziel	theoretisch mögliche Bestzeit	Ziel
best	0:46,927	0:16,804	0:46,996	0:16,851	0:47,080	0:16,861	0:46,816	0:16,749	0:47,073	0:16,851
Runde 1	0:53,311	0:20,033	0:53,167	0:20,223	0:52,043	0:19,411	0:53,284	0:20,095	0:53,496	0:20,785
Runde 2	0:51,432	0:18,693	0:51,250	0:18,516	0:51,168	0:18,518	0:51,353	0:18,590	0:51,319	0:18,246
Runde 3	0:49,774	0:18,534	0:49,693	0:18,387	0:50,577	0:19,385	0:52,156	0:20,131	0:50,258	0:18,755
Runde 4	0:48,504	0:17,492	0:48,316	0:17,260	0:48,134	0:17,365	0:49,328	0:17,681	0:48,250	0:17,420
Runde 5	0:48,069	0:17,311	0:48,032	0:17,220	0:47,986	0:17,274	0:48,139	0:17,185	0:47,879	0:17,185
Runde 6	0:47,975	0:17,420	0:47,558	0:17,071	0:48,489	0:17,689	0:48,139	0:17,478	0:48,054	0:17,408
Runde 7	0:47,558	0:17,050	0:47,505	0:17,071	0:47,727	0:17,139	0:47,613	0:17,026	0:47,817	0:17,288
Runde 8	0:47,583	0:17,073	0:47,517	0:17,042	0:47,668	0:17,149	0:47,247	0:16,934	0:47,556	0:16,949
Runde 9	0:47,332	0:16,984	0:47,420	0:16,990	0:47,548	0:17,029	0:47,848	0:17,007	0:47,606	0:17,238
Runde 10	0:47,229	0:16,975	0:47,295	0:16,973	0:47,403	0:16,999	0:47,339	0:17,048	0:47,402	0:17,015
Runde 11	0:47,319	0:16,982	0:47,282	0:16,930	0:47,239	0:16,958	0:47,083	0:16,848	0:47,403	0:16,988
Runde 12	0:47,150	0:16,930	0:47,204	0:16,953	0:47,381	0:17,003	0:47,194	0:16,928	0:47,379	0:17,060
Runde 13	0:47,275	0:16,993	0:47,209	0:16,984	0:47,306	0:17,026	0:47,404	0:16,923	0:47,456	0:17,008
Runde 14	0:47,121	0:16,926	0:47,173	0:16,900	0:47,249	0:16,973	0:47,202	0:16,856	0:47,367	0:16,968
Runde 15	0:47,082	0:16,990	0:47,177	0:16,913	0:47,381	0:17,048	0:47,056	0:16,859	0:47,096	0:16,851
Runde 16	0:47,043	0:16,968	0:47,171	0:16,917	0:47,361	0:17,036	0:46,941	0:16,804	0:47,278	0:16,956
Runde 17	0:46,966	0:16,872	0:46,996	0:16,854	0:47,223	0:16,958	0:47,512	0:17,101	0:47,073	0:16,909
Runde 18	0:47,032	0:16,895	0:47,031	0:16,851	0:47,080	0:16,861	0:47,291	0:17,207	0:47,504	0:17,346
Runde 19	0:46,927	0:16,828	0:47,006	0:16,865	0:47,163	0:16,944	0:46,901	0:16,749	0:47,216	0:16,880
Runde 20	0:47,012	0:16,804	0:47,023	0:16,861	0:47,157	0:16,918	0:46,816	0:16,849	0:47,173	0:17,005
Runde 21	0:47,084	0:16,941	0:47,208	0:16,931	0:47,292	0:16,977	0:47,464	0:16,908	0:47,890	0:16,950
		0:14,590		0:15,512		0:14,765		0:15,674		0:15,722
		0:14,590		0:14,765		0:14,777		0:14,882		0:15,218

**R 20 DSKG (KZ2) Race 2**

Die schnellsten Zeiten

Ort	Nr. Fahrername	Zeit	Streckenl.	ø Speed
Ziel	334 Lehner,Franz	0:46,816	1190 m	91,5 km/h
Sektion 1	334 Lehner,Franz	0:16,749	452 m	97,2 km/h
Sektion 2	323 Mähler,Tobias	0:15,462	368 m	85,7 km/h
Sektion 3	334 Lehner,Franz	0:14,496	370 m	91,9 km/h

	Stm.305 Langenbacher,Marvin DEU RS-Motorsport			Stm.329 Trefflows,David DEU SRP Racing Team			Stm.331 Kindervater,Robert DEU BIREL ART RACING KSW			Stm.309 Kamali,Luka DEU TB Racing Team			Stm.332 Tabakov,Ronny DEU CKR Srl		
	theoretisch mögliche Bestzeit	Ziel	Sektion 3	theoretisch mögliche Bestzeit	Ziel	Sektion 3	theoretisch mögliche Bestzeit	Ziel	Sektion 3	theoretisch mögliche Bestzeit	Ziel	Sektion 3	theoretisch mögliche Bestzeit	Ziel	Sektion 3
best	0:47,172	0:16,914	0:15,535	0:46,998	0:16,776	0:15,511	0:47,125	0:16,924	0:15,488	0:47,071	0:16,886	0:14,582	0:47,106	0:16,911	0:15,504
Runde 1	0:52,325	0:19,380	0:17,043	0:53,713	0:21,296	0:16,909	0:54,890	0:21,327	0:17,688	0:54,718	0:20,960	0:18,051	0:54,408	0:21,080	0:17,844
Runde 2	0:51,265	0:18,618	0:16,998	0:51,216	0:18,660	0:17,152	0:51,085	0:18,075	0:16,998	0:50,901	0:18,291	0:16,697	0:50,888	0:18,153	0:17,327
Runde 3	0:49,342	0:17,816	0:16,373	0:50,429	0:18,622	0:16,665	0:49,696	0:18,085	0:16,505	0:50,571	0:18,081	0:17,217	0:51,570	0:19,092	0:17,158
Runde 4	0:48,874	0:17,613	0:16,187	0:48,475	0:17,431	0:16,054	0:48,255	0:17,388	0:15,989	0:49,060	0:17,522	0:16,168	0:49,241	0:17,751	0:16,378
Runde 5	0:48,246	0:17,332	0:15,945	0:48,112	0:17,147	0:15,991	0:47,810	0:17,158	0:15,761	0:48,940	0:17,765	0:16,181	0:49,330	0:18,093	0:15,928
Runde 6	0:48,906	0:18,212	0:15,798	0:49,030	0:17,840	0:15,991	0:48,413	0:17,330	0:16,062	0:47,990	0:17,315	0:15,823	0:49,234	0:17,671	0:16,642
Runde 7	0:47,769	0:17,181	0:15,756	0:48,574	0:17,902	0:15,883	0:47,973	0:17,435	0:15,722	0:47,942	0:17,390	0:15,764	0:47,696	0:17,140	0:15,691
Runde 8	0:48,417	0:17,416	0:15,950	0:47,399	0:16,927	0:15,739	0:47,621	0:16,975	0:15,755	0:47,555	0:17,024	0:15,770	0:47,641	0:17,035	0:15,721
Runde 9	0:47,876	0:17,419	0:15,675	0:47,801	0:17,068	0:15,893	0:47,723	0:17,277	0:15,673	0:47,531	0:16,988	0:15,790	0:47,832	0:17,331	0:15,701
Runde 10	0:47,446	0:16,974	0:15,684	0:47,375	0:16,907	0:15,703	0:47,513	0:17,080	0:15,629	0:47,834	0:17,432	0:15,675	0:47,383	0:17,005	0:15,605
Runde 11	0:47,409	0:17,002	0:15,668	0:47,857	0:17,317	0:15,808	0:47,326	0:16,924	0:15,628	0:47,306	0:16,944	0:15,674	0:47,340	0:16,970	0:15,620
Runde 12	0:47,370	0:17,051	0:15,624	0:47,298	0:16,893	0:15,667	0:47,414	0:17,075	0:15,568	0:47,323	0:16,955	0:15,637	0:47,391	0:16,978	0:15,658
Runde 13	0:47,321	0:16,999	0:15,595	0:47,843	0:17,425	0:15,661	0:48,431	0:17,942	0:15,679	0:47,307	0:16,956	0:15,678	0:47,512	0:17,133	0:15,604
Runde 14	0:47,340	0:17,040	0:15,587	0:47,432	0:16,968	0:15,723	0:47,372	0:16,965	0:15,666	0:47,387	0:16,991	0:15,693	0:47,414	0:17,084	0:15,614
Runde 15	0:47,332	0:17,042	0:15,577	0:47,380	0:16,974	0:15,667	0:47,433	0:17,007	0:15,643	0:47,608	0:17,233	0:15,697	0:47,372	0:16,983	0:15,616
Runde 16	0:47,308	0:17,007	0:15,574	0:47,361	0:16,969	0:15,705	0:47,884	0:17,235	0:15,836	0:47,207	0:16,919	0:15,644	0:47,281	0:16,968	0:15,580
Runde 17	0:47,649	0:17,176	0:15,627	0:47,047	0:16,810	0:15,511	0:47,266	0:16,948	0:15,601	0:47,135	0:16,945	0:15,586	0:47,106	0:16,911	0:15,504
Runde 18	0:47,853	0:17,541	0:15,645	0:47,098	0:16,863	0:15,556	0:47,125	0:16,945	0:15,488	0:47,071	0:16,886	0:15,603	0:47,291	0:16,929	0:15,635
Runde 19	0:47,230	0:16,970	0:15,535	0:47,092	0:16,851	0:15,578	0:47,238	0:16,967	0:15,549	0:47,288	0:17,001	0:15,624	0:47,298	0:16,958	0:15,574
Runde 20	0:47,172	0:16,914	0:15,543	0:47,174	0:16,989	0:15,542	0:47,157	0:16,955	0:15,527	0:47,293	0:16,984	0:15,618	0:47,179	0:16,914	0:15,540
Runde 21	0:47,247	0:16,947	0:15,557	0:46,998	0:16,776	0:15,539	0:47,432	0:16,946	0:15,610	0:47,266	0:16,950	0:15,620	0:47,292	0:16,940	0:15,601



## DEUTSCHE KART-MEISTERSCHAFTEN 2018

11-13 / 05 / 2018

DMSB-Regler 120-2018

### R 20 DSKG (KZ2) Race 2

Die schnellsten Zeiten

Ort	Nr. Fahrername	Zeit	Streckenl.	ø Speed
Ziel	334 Lehner, Franz	0:46,816	1190 m	91,5 km/h
Sektion 1	334 Lehner, Franz	0:16,749	452 m	97,2 km/h
Sektion 2	323 Mähler, Tobias	0:15,462	368 m	85,7 km/h
Sektion 3	334 Lehner, Franz	0:14,496	370 m	91,9 km/h

	Snr.316 Schultheiss, Marcel DEU Mach1 Motorsport		Snr.326 Baranowski, Kevin DEU Solgat Motorsport		Snr.311 Dreyspring, Christopher DEU CRG -Performance		Snr.317 Wagner, Fabio DEU KSM Schumacher Racing Team		Snr.368 Hartmann, Rick DEU Team NKS											
	theoretisch mögliche Bestzeit	Ziel	theoretisch mögliche Bestzeit	Ziel	theoretisch mögliche Bestzeit	Ziel	theoretisch mögliche Bestzeit	Ziel	theoretisch mögliche Bestzeit	Ziel										
best	0:47,455	0:17,013	0:15,645	0:14,728	0:47,203	0:16,920	0:15,556	0:14,684	0:47,233	0:16,922	0:15,537	0:14,709	0:47,559	0:16,976	0:15,766	0:14,777	0:47,210	0:16,885	0:15,586	0:14,666
Runde 1	0:52,425	0:19,373	0:17,028	0:16,024	0:53,605	0:20,775	0:17,200	0:15,630	0:53,896	0:20,558	0:17,753	0:15,585	0:53,231	0:20,137	0:17,477	0:15,617	0:55,507	0:20,903	0:18,449	0:16,155
Runde 2	0:51,198	0:18,526	0:16,904	0:15,768	0:51,626	0:18,796	0:17,154	0:15,676	0:51,788	0:19,686	0:16,561	0:15,541	0:51,695	0:18,128	0:17,679	0:15,888	0:50,896	0:18,930	0:16,719	0:15,247
Runde 3	0:50,613	0:19,089	0:16,436	0:15,088	0:50,959	0:19,024	0:16,712	0:15,223	0:50,695	0:17,881	0:17,183	0:15,631	0:50,784	0:18,502	0:17,014	0:15,268	0:51,297	0:18,225	0:17,710	0:15,362
Runde 4	0:48,569	0:17,330	0:16,226	0:15,013	0:49,642	0:17,633	0:16,008	0:16,001	0:49,125	0:17,773	0:16,147	0:15,205	0:48,967	0:17,665	0:16,020	0:15,282	0:49,454	0:18,394	0:16,024	0:15,036
Runde 5	0:48,354	0:17,309	0:16,082	0:14,963	0:48,773	0:18,001	0:15,877	0:14,895	0:48,778	0:17,813	0:15,910	0:15,055	0:48,384	0:17,304	0:16,030	0:15,050	0:48,703	0:17,613	0:15,968	0:15,122
Runde 6	0:48,241	0:17,319	0:16,022	0:14,900	0:48,672	0:17,795	0:15,907	0:14,970	0:50,213	0:17,623	0:17,106	0:15,484	0:48,316	0:17,478	0:15,889	0:14,949	0:49,311	0:17,796	0:16,099	0:15,416
Runde 7	0:48,426	0:17,628	0:15,941	0:14,857	0:48,245	0:17,396	0:16,002	0:14,847	0:48,256	0:17,589	0:15,828	0:14,839	0:47,933	0:17,137	0:15,867	0:14,929	0:48,628	0:17,819	0:15,939	0:14,870
Runde 8	0:47,851	0:17,105	0:15,899	0:14,847	0:47,786	0:17,324	0:15,680	0:14,782	0:47,485	0:17,021	0:15,652	0:14,812	0:47,809	0:17,082	0:15,873	0:14,854	0:48,206	0:17,505	0:15,865	0:14,836
Runde 9	0:48,631	0:17,570	0:16,204	0:14,857	0:47,442	0:16,968	0:15,693	0:14,781	0:47,407	0:16,988	0:15,654	0:14,765	0:47,880	0:17,089	0:15,857	0:14,934	0:48,171	0:17,160	0:16,200	0:14,811
Runde 10	0:48,064	0:17,433	0:15,813	0:14,818	0:47,789	0:17,178	0:15,730	0:14,881	0:47,499	0:17,005	0:15,689	0:14,805	0:48,391	0:17,740	0:15,787	0:14,864	0:47,451	0:16,941	0:15,763	0:14,747
Runde 11	0:47,745	0:17,081	0:15,818	0:14,846	0:47,659	0:17,166	0:15,724	0:14,769	0:47,766	0:17,226	0:15,679	0:14,861	0:47,710	0:17,063	0:15,766	0:14,881	0:47,493	0:16,996	0:15,743	0:14,754
Runde 12	0:47,781	0:17,098	0:15,810	0:14,873	0:47,608	0:17,158	0:15,705	0:14,745	0:47,700	0:17,172	0:15,702	0:14,826	0:47,781	0:17,135	0:15,784	0:14,862	0:47,677	0:17,084	0:15,799	0:14,794
Runde 13	0:47,550	0:17,071	0:15,698	0:14,781	0:48,280	0:17,883	0:15,713	0:14,684	0:47,620	0:17,021	0:15,730	0:14,869	0:47,750	0:17,057	0:15,795	0:14,898	0:47,849	0:17,315	0:15,764	0:14,770
Runde 14	0:47,530	0:17,013	0:15,762	0:14,755	0:47,515	0:17,035	0:15,735	0:14,745	0:47,728	0:17,220	0:15,711	0:14,797	0:48,040	0:17,342	0:15,844	0:14,854	0:47,540	0:17,082	0:15,734	0:14,724
Runde 15	0:48,165	0:17,558	0:15,784	0:14,823	0:48,390	0:17,231	0:15,879	0:15,280	0:47,765	0:17,067	0:15,746	0:14,952	0:48,342	0:17,154	0:16,010	0:15,178	0:47,579	0:17,156	0:15,714	0:14,709
Runde 16	0:47,588	0:17,022	0:15,708	0:14,858	0:47,683	0:17,094	0:15,771	0:14,818	0:47,380	0:17,027	0:15,599	0:14,754	0:47,667	0:17,043	0:15,804	0:14,820	0:47,235	0:16,892	0:15,642	0:14,701
Runde 17	0:47,455	0:17,061	0:15,666	0:14,728	0:47,673	0:17,065	0:15,717	0:14,891	0:47,398	0:16,955	0:15,624	0:14,819	0:48,080	0:17,055	0:16,023	0:15,002	0:47,297	0:16,937	0:15,610	0:14,750
Runde 18	0:47,521	0:17,116	0:15,645	0:14,760	0:47,236	0:16,920	0:15,623	0:14,693	0:47,330	0:17,008	0:15,613	0:14,709	0:47,986	0:17,277	0:15,879	0:14,830	0:47,351	0:16,927	0:15,758	0:14,666
Runde 19	0:47,971	0:17,114	0:16,024	0:14,833	0:47,382	0:17,066	0:15,607	0:14,709	0:47,247	0:16,922	0:15,540	0:14,785	0:47,638	0:17,030	0:15,771	0:14,837	0:47,389	0:16,968	0:15,710	0:14,711
Runde 20	0:47,504	0:17,060	0:15,698	0:14,746	0:47,203	0:16,931	0:15,556	0:14,716	0:47,240	0:16,973	0:15,537	0:14,730	0:47,559	0:16,976	0:15,806	0:14,777	0:47,445	0:17,085	0:15,676	0:14,684
Runde 21	0:47,781	0:17,067	0:15,881	0:14,833	0:47,285	0:17,015	0:15,562	0:14,708	0:47,233	0:16,945	0:15,566	0:14,722	0:47,938	0:17,015	0:15,800	0:15,123	0:47,210	0:16,885	0:15,586	0:14,739

# DEUTSCHE KART-MEISTERSCHAFTEN 2018

11-13 / 05 / 2018

DMSB-Regler 120-2018

## R 20 DSKG (KZ2) Race 2

Die schnellsten Zeiten

Ort	Nr. Fahrername	Zeit	Streckenl.	Ø Speed
Ziel	334 Lehner,Franz	0:46,816	1190 m	91,5 km/h
Sektion 1	334 Lehner,Franz	0:16,749	452 m	97,2 km/h
Sektion 2	323 Mähler,Tobias	0:15,462	368 m	85,7 km/h
Sektion 3	334 Lehner,Franz	0:14,496	370 m	91,9 km/h

	Snr.308 Skeep, ITA			Snr.312 Metz,Tim Mika DEU			Snr.319 Colakovic,Nermin DEU			Snr.322 Fusco,Giuseppe ITA			Snr.324 De Samis,Raffaello ITA		
	theoretisch mögliche Bestzeit	Ziel	Sektion 3	theoretisch mögliche Bestzeit	Ziel	Sektion 3	theoretisch mögliche Bestzeit	Ziel	Sektion 3	theoretisch mögliche Bestzeit	Ziel	Sektion 3	theoretisch mögliche Bestzeit	Ziel	Sektion 3
best	0:47,520	0:16,935	0:15,656	0:47,252	0:16,966	0:15,541	0:47,252	0:16,966	0:15,541	0:47,820	0:17,106	0:15,771	0:47,438	0:16,959	0:15,630
Runde 1	0:55,350	0:21,032	0:18,419	0:50,875	0:21,625	0:18,124	0:54,687	0:20,695	0:18,198	0:55,162	0:20,917	0:17,897	0:55,054	0:20,787	0:18,304
Runde 2	0:50,053	0:18,234	0:16,441	0:50,220	0:18,673	0:16,337	0:52,641	0:18,726	0:17,151	0:50,227	0:18,263	0:16,442	0:51,889	0:19,156	0:17,174
Runde 3	0:50,820	0:18,461	0:16,751	0:50,625	0:18,532	0:16,589	0:50,493	0:18,175	0:16,799	0:50,192	0:18,215	0:16,795	0:50,006	0:17,610	0:17,042
Runde 4	0:49,063	0:17,834	0:16,110	0:48,832	0:17,729	0:16,105	0:49,109	0:17,886	0:16,071	0:48,897	0:17,527	0:16,197	0:49,399	0:18,357	0:16,012
Runde 5	0:48,920	0:17,904	0:16,005	0:49,160	0:18,173	0:16,000	0:49,707	0:18,379	0:15,987	0:48,935	0:18,025	0:15,958	0:48,688	0:17,466	0:16,110
Runde 6	0:49,933	0:17,809	0:16,753	0:50,478	0:17,864	0:16,545	0:49,880	0:17,786	0:16,892	0:50,729	0:18,041	0:17,313	0:49,751	0:18,392	0:16,139
Runde 7	0:48,474	0:17,560	0:16,047	0:48,461	0:17,421	0:16,126	0:48,691	0:17,638	0:16,126	0:48,842	0:17,928	0:16,056	0:48,732	0:17,878	0:15,919
Runde 8	0:47,834	0:17,086	0:15,914	0:47,715	0:17,129	0:15,778	0:48,143	0:17,488	0:15,783	0:47,977	0:17,279	0:15,873	0:48,295	0:17,388	0:15,946
Runde 9	0:47,786	0:17,070	0:15,882	0:49,587	0:17,953	0:16,701	0:47,975	0:17,334	0:15,814	0:47,879	0:17,167	0:15,838	0:48,257	0:17,123	0:16,239
Runde 10	0:47,683	0:17,028	0:15,776	0:47,572	0:17,034	0:15,747	0:47,740	0:17,264	0:15,609	0:47,846	0:17,159	0:15,844	0:47,475	0:16,982	0:15,660
Runde 11	0:48,040	0:17,042	0:15,817	0:47,596	0:16,996	0:15,760	0:47,732	0:16,989	0:15,944	0:47,880	0:17,132	0:15,884	0:48,361	0:17,071	0:16,393
Runde 12	0:47,646	0:17,032	0:15,762	0:47,357	0:16,974	0:15,663	0:47,786	0:17,142	0:15,773	0:47,977	0:17,173	0:15,880	0:47,486	0:16,959	0:15,737
Runde 13	0:47,583	0:17,055	0:15,715	0:47,953	0:17,106	0:15,858	0:48,380	0:17,567	0:15,894	0:47,971	0:17,154	0:15,898	0:47,595	0:17,001	0:15,802
Runde 14	0:47,604	0:16,973	0:15,749	0:48,946	0:18,382	0:15,794	0:48,669	0:17,943	0:15,865	0:47,872	0:17,158	0:15,832	0:48,976	0:18,155	0:16,042
Runde 15	0:47,687	0:17,011	0:15,829	0:47,696	0:17,008	0:15,754	0:48,060	0:17,234	0:15,808	0:48,126	0:17,418	0:15,863	0:47,469	0:17,063	0:15,672
Runde 16	0:47,778	0:17,198	0:15,752	0:47,728	0:17,150	0:15,705	0:48,005	0:17,370	0:15,769	0:47,966	0:17,178	0:15,902	0:47,969	0:17,361	0:15,784
Runde 17	0:47,665	0:17,062	0:15,751	0:47,324	0:17,156	0:15,541	0:48,016	0:17,577	0:15,672	0:47,824	0:17,139	0:15,829	0:48,637	0:18,217	0:15,668
Runde 18	0:47,520	0:16,987	0:15,735	0:47,296	0:16,993	0:15,578	0:47,354	0:16,982	0:15,615	0:47,820	0:17,155	0:15,793	0:47,974	0:17,234	0:15,932
Runde 19	0:47,585	0:16,935	0:15,792	0:47,474	0:17,013	0:15,658	0:47,505	0:16,983	0:15,612	0:48,141	0:17,106	0:16,037	0:47,525	0:16,982	0:15,640
Runde 20	0:48,004	0:17,289	0:15,887	0:47,392	0:17,033	0:15,656	0:47,444	0:17,011	0:15,524	0:48,054	0:17,177	0:15,808	0:47,597	0:17,127	0:15,634
Runde 21	0:47,537	0:17,073	0:15,656	0:47,252	0:16,966	0:15,609	0:47,763	0:17,268	0:15,627	0:48,559	0:17,880	0:15,771	0:47,438	0:17,061	0:15,630

**R 20 DSKG (K22) Race 2**

Die schnellsten Zeiten

Ort	Nr. Fahrername	Streckenl.	Zeit	Streckenl.	ø Speed
Ziel	334 Lehner,Franz	1190 m	0:46,816	91,5 km/h	
Sektion 1	334 Lehner,Franz	452 m	0:16,749	97,2 km/h	
Sektion 2	323 Mähler,Tobias	368 m	0:15,462	85,7 km/h	
Sektion 3	334 Lehner,Franz	370 m	0:14,496	91,9 km/h	

	Snmr.301 Himmels,Yannik DEU Valier Motorsport		Snmr.304 Beyerlein,Patrick DEU BEYMO-Kartracing		Snmr.320 Fredriksson,Lukas SWE JP Racing		Snmr.307 Schröder,Tim DEU Mach1 Motorsport		Snmr.302 Potman,Mark NLD CRG Holland											
	theoretisch mögliche Bestzeit	Ziel	theoretisch mögliche Bestzeit	Ziel	theoretisch mögliche Bestzeit	Ziel	theoretisch mögliche Bestzeit	Ziel	theoretisch mögliche Bestzeit	Ziel										
best	0:47,704	0:17,038	0:15,702	0:14,821	0:47,806	0:17,099	0:15,775	0:14,811	0:47,766	0:17,065	0:15,775	0:14,791	0:47,759	0:17,093	0:15,735	0:14,846	0:47,563	0:17,019	0:15,759	0:14,752
Runde 1	0:56,763	0:21,244	0:19,743	0:15,776	0:55,930	0:21,557	0:18,307	0:16,066	0:57,346	0:21,086	0:19,941	0:16,319	0:54,485	0:20,471	0:18,474	0:15,540	0:53,161	0:20,543	0:16,979	0:15,639
Runde 2	0:51,360	0:18,501	0:17,125	0:15,734	0:50,484	0:18,251	0:16,702	0:15,531	0:50,211	0:18,012	0:16,862	0:15,337	0:50,746	0:18,546	0:16,968	0:15,232	0:51,145	0:18,567	0:17,227	0:15,351
Runde 3	0:50,167	0:17,636	0:17,074	0:15,457	0:50,818	0:18,545	0:16,650	0:15,623	0:49,980	0:17,635	0:17,083	0:15,312	0:50,433	0:17,932	0:17,186	0:15,315	0:50,664	0:18,801	0:16,597	0:15,266
Runde 4	0:49,609	0:18,501	0:16,048	0:15,060	0:49,366	0:18,012	0:16,213	0:15,141	0:49,586	0:18,129	0:16,295	0:15,162	0:52,885	0:20,580	0:17,213	0:15,092	0:49,704	0:18,096	0:16,460	0:15,148
Runde 5	0:48,682	0:17,550	0:16,069	0:15,063	0:49,836	0:18,058	0:16,481	0:15,297	0:48,826	0:17,570	0:16,169	0:15,087	0:48,327	0:17,292	0:15,989	0:15,046	0:48,574	0:17,420	0:16,049	0:15,105
Runde 6	0:50,210	0:17,776	0:16,682	0:15,752	0:49,229	0:17,731	0:16,195	0:15,303	0:49,291	0:17,497	0:16,255	0:15,539	0:48,315	0:17,239	0:15,937	0:15,139	0:49,382	0:18,219	0:16,118	0:15,045
Runde 7	0:48,503	0:17,333	0:16,168	0:15,002	0:49,631	0:18,459	0:16,175	0:14,997	0:48,622	0:17,352	0:16,258	0:15,012	0:48,371	0:17,396	0:16,039	0:14,936	0:48,667	0:17,759	0:15,941	0:14,967
Runde 8	0:48,076	0:17,170	0:15,902	0:15,004	0:48,799	0:17,366	0:16,499	0:14,934	0:49,012	0:17,999	0:16,010	0:15,003	0:48,518	0:17,505	0:16,006	0:15,007	0:48,584	0:17,684	0:15,932	0:14,968
Runde 9	0:48,017	0:17,062	0:16,059	0:14,896	0:48,095	0:17,231	0:15,985	0:14,879	0:48,162	0:17,206	0:16,013	0:14,943	0:48,124	0:17,190	0:15,980	0:14,954	0:48,222	0:17,298	0:16,004	0:14,920
Runde 10	0:47,841	0:17,068	0:15,838	0:14,935	0:47,949	0:17,191	0:15,891	0:14,867	0:48,343	0:17,274	0:15,831	0:15,238	0:48,232	0:17,211	0:15,940	0:15,081	0:47,839	0:17,182	0:15,824	0:14,833
Runde 11	0:47,862	0:17,080	0:15,858	0:14,924	0:47,881	0:17,173	0:15,836	0:14,872	0:48,005	0:17,279	0:15,857	0:14,869	0:47,966	0:17,203	0:15,873	0:14,890	0:47,747	0:17,081	0:15,810	0:14,856
Runde 12	0:47,839	0:17,103	0:15,826	0:14,910	0:48,022	0:17,141	0:16,015	0:14,866	0:47,923	0:17,200	0:15,836	0:14,887	0:47,955	0:17,175	0:15,846	0:14,934	0:47,813	0:17,054	0:15,886	0:14,873
Runde 13	0:47,744	0:17,102	0:15,747	0:14,895	0:47,806	0:17,099	0:15,842	0:14,865	0:47,950	0:17,277	0:15,775	0:14,898	0:47,900	0:17,167	0:15,837	0:14,896	0:47,633	0:17,035	0:15,774	0:14,824
Runde 14	0:48,563	0:17,415	0:16,263	0:14,885	0:48,147	0:17,148	0:16,086	0:14,913	0:47,819	0:17,065	0:15,877	0:14,877	0:48,015	0:17,276	0:15,842	0:14,897	0:47,756	0:17,126	0:15,803	0:14,827
Runde 15	0:47,847	0:17,086	0:15,864	0:14,897	0:47,929	0:17,250	0:15,851	0:14,828	0:48,002	0:17,273	0:15,842	0:14,887	0:47,894	0:17,157	0:15,888	0:14,849	0:48,120	0:17,041	0:16,001	0:15,078
Runde 16	0:47,720	0:17,178	0:15,702	0:14,840	0:48,056	0:17,279	0:15,918	0:14,859	0:47,766	0:17,191	0:15,784	0:14,791	0:47,759	0:17,178	0:15,735	0:14,846	0:47,697	0:17,093	0:15,800	0:14,804
Runde 17	0:48,031	0:17,434	0:15,776	0:14,821	0:48,247	0:17,552	0:15,884	0:14,811	0:48,280	0:17,539	0:15,915	0:14,826	0:48,402	0:17,615	0:15,892	0:14,895	0:47,596	0:17,047	0:15,759	0:14,790
Runde 18	0:48,355	0:17,552	0:15,866	0:14,937	0:47,942	0:17,198	0:15,880	0:14,864	0:47,899	0:17,195	0:15,807	0:14,897	0:47,949	0:17,193	0:15,835	0:14,921	0:47,563	0:17,032	0:15,779	0:14,752
Runde 19	0:47,748	0:17,067	0:15,787	0:14,894	0:48,069	0:17,171	0:16,025	0:14,873	0:48,040	0:17,104	0:15,886	0:15,050	0:47,984	0:17,093	0:15,874	0:15,017	1:18,406	0:17,019	0:40,283	0:21,104
Runde 20	0:47,776	0:17,175	0:15,771	0:14,830	0:48,000	0:17,156	0:15,913	0:14,931	0:48,260	0:17,219	0:15,876	0:15,165	0:48,638	0:17,250	0:15,933	0:15,455				
Runde 21	0:47,704	0:17,038	0:15,810	0:14,856	0:47,952	0:17,299	0:15,775	0:14,878	0:47,807	0:17,077	0:15,828	0:14,902	0:50,043	0:17,439	0:16,094	0:16,510				



# DEUTSCHE KART-MEISTERSCHAFTEN 2018

11-13 / 05 / 2018

DMSB-Reglir 120-2018

## R 20 DSKG (KZ2) Race 2

Die schnellsten Zeiten

Ort	Nr. Fahrername	Zeit	Streckenl.	ø Speed
Ziel	334 Lehner,Franz	0:46,816	1190 m	91,5 km/h
Sektion 1	334 Lehner,Franz	0:16,749	452 m	97,2 km/h
Sektion 2	323 Mähler,Tobias	0:15,462	368 m	85,7 km/h
Sektion 3	334 Lehner,Franz	0:14,496	370 m	91,9 km/h

	Smr.328 Neumann,Thomas DEU SRP Racing Team	Smr.318 Dresen,Andreas DEU Valier Motorsport	Smr.321 Denner,Emilien FRA CRG Holland	Smr.335 Sager,Moritz AUT KSB RACING TEAM	Smr.327 Jonsson,Lukas SWE JP Racing
	theoretisch mögliche Bestzeit 0:47,426	theoretisch mögliche Bestzeit 0:47,520	theoretisch mögliche Bestzeit 0:48,841	theoretisch mögliche Bestzeit 0:49,859	theoretisch mögliche Bestzeit 0:50,158
best	Ziel Sektion 1 0:47,503 0:17,006 0:15,686 0:14,734	Ziel Sektion 1 0:47,610 0:17,022 0:15,720 0:14,778	Ziel Sektion 1 0:49,016 0:17,559 0:16,205 0:15,077	Ziel Sektion 1 0:50,100 0:17,785 0:16,495 0:15,579	Ziel Sektion 1 0:52,045 0:17,765 0:16,990 0:15,403
Runde 1	0:54,752 0:21,208 0:17,945 0:15,599	0:55,375 0:20,951 0:17,984 0:16,440	0:53,272 0:20,041 0:17,329 0:15,902	0:59,590 0:16,021	0:57,392 0:20,544 0:19,992 0:16,856
Runde 2	0:50,846 0:18,488 0:16,845 0:15,513	0:50,531 0:18,561 0:16,496 0:15,474	0:51,452 0:18,538 0:17,142 0:15,772	0:51,237 0:18,583 0:16,992 0:15,662	0:52,280 0:18,852 0:17,666 0:15,762
Runde 3	0:51,622 0:18,839 0:17,150 0:15,633	0:50,937 0:18,619 0:16,934 0:15,384	0:59,943 0:21,218 0:15,604	0:51,671 0:18,315 0:17,777 0:15,579	0:52,045 0:18,797 0:17,845 0:15,403
Runde 4	0:49,207 0:17,512 0:16,419 0:15,276	0:49,216 0:18,014 0:16,114 0:15,088	0:49,772 0:18,064 0:16,534 0:15,124	0:50,100 0:18,013 0:16,495 0:15,592	0:55,114 0:17,765 0:16,990 0:20,359
Runde 5	0:49,053 0:18,058 0:16,030 0:14,965	0:49,088 0:18,198 0:15,972 0:14,918	0:49,016 0:17,651 0:16,288 0:15,077	0:50,760 0:17,785 0:16,603 0:16,372	
Runde 6	0:49,748 0:17,811 0:16,660 0:15,277	0:49,504 0:17,410 0:16,720 0:15,374	0:49,216 0:17,559 0:16,205 0:15,452		
Runde 7	0:47,670 0:17,129 0:15,780 0:14,761	0:48,513 0:17,484 0:16,172 0:14,857			
Runde 8	0:47,536 0:17,116 0:15,686 0:14,734	0:47,940 0:17,342 0:15,820 0:14,778			
Runde 9	0:47,682 0:17,010 0:15,848 0:14,824	0:48,223 0:17,604 0:15,776 0:14,843			
Runde 10	0:47,858 0:17,293 0:15,744 0:14,821	0:47,610 0:17,085 0:15,720 0:14,805			
Runde 11	0:47,730 0:17,150 0:15,787 0:14,793	0:47,903 0:17,098 0:15,963 0:14,842			
Runde 12	0:48,085 0:17,489 0:15,826 0:14,770	0:47,832 0:17,022 0:15,935 0:14,875			
Runde 13	0:47,503 0:17,042 0:15,710 0:14,751	0:48,013 0:17,245 0:15,843 0:14,925			
Runde 14	0:47,856 0:17,249 0:15,712 0:14,895	0:48,996 0:18,177 0:15,966 0:14,853			
Runde 15	0:47,861 0:17,067 0:15,767 0:15,027	0:47,986 0:17,273 0:15,810 0:14,903			
Runde 16	0:47,717 0:17,230 0:15,723 0:14,764	0:47,986 0:17,198 0:15,831 0:14,957			
Runde 17	0:47,612 0:17,101 0:15,743 0:14,768	0:57,441 0:20,201 0:17,824 0:19,416			
Runde 18	0:47,607 0:17,032 0:15,785 0:14,790				
Runde 19	0:17,006				




**R 20 DSKG (KZ2) Race 2**

## Die schnellsten Zeiten

Ort	Nr. Fahrername	Zeit	Streckenl.	ø Speed
Ziel	334 Lehner,Franz	0:46,816	1190 m	91,5 km/h
Sektion 1	334 Lehner,Franz	0:16,749	452 m	97,2 km/h
Sektion 2	323 Mähler,Tobias	0:15,462	368 m	85,7 km/h
Sektion 3	334 Lehner,Franz	0:14,496	370 m	91,9 km/h

Strm.356 Steigerwald,Noah  
DEU

Parolin Deutschland Team MSR WST  
theoretisch mögliche Bestzeit 0:49,980

best	Sektion 1	Sektion 2	Sektion 3
0:49,980	0:17,992	0:16,384	0:15,604
Runde 1	0:55,874	0:21,453	0:18,073
Runde 2	0:49,980	0:17,992	0:16,384
Runde 3	1:14,883	0:18,276	0:33,287
Runde 4			

Strm.369 Drowing,Pascal  
DEU

Van Woerden Racing  
theoretisch mögliche Bestzeit 0:50,024

best	Sektion 1	Sektion 2	Sektion 3
0:51,238	0:18,010	0:16,500	0:15,514
Runde 1	0:54,311	0:21,030	0:17,767
Runde 2	0:49,980	0:17,992	0:16,384
Runde 3	1:14,883	0:18,276	0:33,287
Runde 4			

Strm.330 Walsh,Ian  
IRL

Ian Walsh  
theoretisch mögliche Bestzeit 0:00,000

best	Sektion 1	Sektion 2	Sektion 3
0:15,238	0:05,000	0:05,000	0:05,238
Runde 1	0:15,238	0:05,000	0:05,238
Runde 2	0:15,238	0:05,000	0:05,238
Runde 3	0:15,238	0:05,000	0:05,238
Runde 4			

Strecke / track: 1190m

started: 34 classified: 33 not classified: 1 excluded: 1

fastest Lap Lehner, Franz at: 0:46,681

Pos	St. Nr.	Fahrer / Driver	Nation	Bewerber/Sponsor	Nation	Lizenz/B-Lizenz	Chassis/Motor/Reifen	Points	Runden Laps	Gesamtzeit Differenz	Abstand Gap	beste Runde best Lap	in R. in L.	o Geschw. o Speed
1	321	Denner, Emilien	FRA	CRG Holland	NLD	141283E1 15521	Kali Kart / TM / Vega	25	21	16:36,854		0:46,715	17	90,2 km/h 91,7 km/h
2	306	Curto, Alessio	DEU	Valier Motorsport	DEU	IKC 1125805 KBF 1063735	SODI / TM / Vega	20	21	16:37,264 0:00,410	0:00,410	0:46,753	11	90,2 km/h 91,6 km/h
3	334	Lehner, Franz	AUT	BIREL ART RACING KSW	AUT	JK 2150 BK 102	BirelART / TM / Vega	16	21	16:38,511 0:01,657	0:01,247	0:46,681	17	90,1 km/h 91,8 km/h
4	329	Trefilovs, Davids	DEU	SRP Racing Team	DEU	IKC114765E KBF 1156791	CRG / TM / Vega	13	21	16:41,308 0:04,454	0:02,797	0:46,911	20	89,8 km/h 91,3 km/h
5	323	Mähler, Tobias	DEU	Kartshop Ampfing	DEU	IKC 1155185 KBF 1108764	DR / TM / Vega	11	21	16:44,737 0:07,883	0:03,429	0:47,044	11	89,5 km/h 91,1 km/h
6	331	Kindervater, Robert	DEU	BIREL ART RACING KSW	AUT	IKC 1133505 BK 102	BirelART / TM / Vega	10	21	16:49,776 0:12,922	0:05,039	0:46,984	10	89,1 km/h 91,2 km/h
7	305	Langenbacher, Marvin	DEU	RS-Motorsport	DEU	IKC 1152544 KBF 1104126	CRG / TM / Vega	9	21	16:50,168 0:13,314	0:00,392	0:47,175	17	89,1 km/h 90,8 km/h
8	312	Metz, Tim Mika	DEU	CRG-Performance	DEU	IKC 1149667 KBF 1168909	CRG / TM / Vega	8	21	16:50,278 0:13,424	0:00,110	0:47,076	13	89 km/h 91 km/h
9	316	Schultheiss, Marcel	DEU	Mach1 Motorsport	DEU	IKC 1106945 KBF 1005514	Mach1 / TM / Vega	7	21	16:51,859 0:15,005	0:01,581	0:47,241	15	88,9 km/h 90,7 km/h
10	332	Tabakovic, Ronny	DEU	CKR Srl	ITA	IKC 114804e 300098	CKR / TM / Vega	6	21	16:52,447 0:15,593	0:00,588	0:47,224	15	88,9 km/h 90,7 km/h
11	326	Baranowski, Kevin	DEU	Solgat Motorsport	DEU	IKC 1117565 KBF 1079882	BirelART / TM / Vega	5	21	16:52,874 0:16,020	0:00,427	0:47,130	19	88,8 km/h 90,9 km/h
12	314	Ugran, Filip Ioan	ROU	R&R RACING TEAM	AUT	13i BK 031	BirelArt / TM / Vega	4	21	16:54,287 0:17,433	0:01,413	0:46,935	11	88,7 km/h 91,3 km/h
13	328	Neumann, Thomas	DEU	SRP Racing Team	DEU	IKB 1066455 KBF 1156791	CRG / Modena / Vega	3	21	16:55,054 0:18,200	0:00,767	0:47,197	13	88,6 km/h 90,8 km/h
14	302	Potman, Mark	NLD	CRG Holland	NLD	30972 15521	CRG / TM / Vega	2	21	16:55,538 0:18,684	0:00,484	0:47,232	13	88,6 km/h 90,7 km/h
15	319	Colakovic, Nermin	DEU	Solgat Motorsport	DEU	IKB 1165480 KBF 1079882	BirelArt / TM / Vega	1	21	16:56,334 0:19,480	0:00,796	0:47,270	15	88,5 km/h 90,6 km/h
16	333	Myszkier, Pawel	POL	Mach1 Motorsport	DEU	B27/208/K KBF 1005514	Mach1 / TM / Vega	0	21	16:59,678 0:22,824	0:03,344	0:47,213	11	88,2 km/h 90,7 km/h
17	309	Kamali, Luka	DEU	TB Racing Team	DEU	IKB 1132678 KBF 1116906	CRG / TM / Vega	0	21	17:02,000 0:25,146	0:02,322	0:46,963	12	88 km/h 91,2 km/h
18	311	Dreyspring, Christopher	DEU	CRG-Performance	DEU	IKC 1118587 KBF 1168909	CRG / TM / Vega	0	21	17:02,386 0:25,532	0:00,386	0:47,201	10	88 km/h 90,8 km/h
19	356	Steigerwald, Noah	DEU	Parolin Deutschland Team MSR WST	DEU	IKC 1174750 KBF 1156015	Parolin / TM / Vega	*	21	17:03,726 0:26,872	0:01,340	0:47,457	12	87,9 km/h 90,3 km/h
20	317	Wagner, Fabio	DEU	KSM Schumacher Racing Team	DEU	IKC 1125482 KBF 1067587	Tony Kart / Vortex / Vega	0	21	17:03,845 0:26,991	0:00,119	0:47,484	9	87,9 km/h 90,2 km/h
21	369	Drewing, Pascal	DEU	Van Woerden Racing	DEU	IKC 1147574 KBF 1188185	Praga / TM / Vega	0	21	17:05,080 0:28,226	0:01,235	0:47,506	18	87,8 km/h 90,2 km/h
22	304	Beyerlein, Patrick	DEU	BEYMO-Kart racing	DEU	IKC 1041625 KBF 1160795	CRG / TM / Vega	0	21	17:05,936 0:29,082	0:00,856	0:47,465	10	87,7 km/h 90,3 km/h
23	320	Fredriksson, Lukas	SWE	JP Racing	SWE	20010809007? 105	Exprit / Vortex / Vega	0	21	17:08,276 0:31,422	0:02,340	0:47,570	17	87,5 km/h 90,1 km/h
24	308	Skeed,	ITA	Renda Motorsport S.A.S.	ITA	303544 322880	Formula K / Vortex / Vega	0	21	17:09,358 0:32,504	0:01,082	0:47,302	10	87,4 km/h 90,6 km/h
25	330	Walsh, Ian	IRL	Ian Walsh	IRL	1326 1326	Tony Kart / TM / Vega	0	21	17:10,067 0:33,213	0:00,709	0:47,788	21	87,3 km/h 89,6 km/h
26	322	Fusco, Giuseppe	ITA	Renda Motorsport S.A.S.	ITA	339410 322880	CKR / Vortex / Vega	0	21	17:10,260 0:33,406	0:00,193	0:47,339	20	87,3 km/h 90,5 km/h
27	301	Himmels, Yannik	DEU	Valier Motorsport	DEU	IKC 1147857 KBF 1063735	SODI / TM / Vega	0	21	17:11,331 0:34,477	0:01,071	0:47,540	14	87,2 km/h 90,1 km/h
28	307	Schröder, Tim	DEU	Mach1 Motorsport	DEU	IKB 1079880 KBF 1005514	Mach1 / TM / Vega	0	21	17:13,922 0:37,068	0:02,591	0:47,716	16	87 km/h 89,8 km/h
29	327	Jonsson, Lukas	SWE	JP Racing	SWE	200000901795? 105	Exprit / Vortex / Vega	0	21	17:15,767 0:38,913	0:01,845	0:48,018	15	86,9 km/h 89,2 km/h
30	318	Dresen, Andreas	DEU	Valier Motorsport	DEU	IKC 1116375 KBF 1063735	SODI / TM / Vega	0	11	9:19,714 10 R	10 R	0:47,806	9	84,2 km/h 89,6 km/h
31	335	Sager, Moritz	AUT	KSB RACING TEAM	AUT	JK 2117 BK 002	Kosmic / Vortex / Vega	0	2	1:52,630 19 R	9 R	0:50,477	2	76,1 km/h 84,9 km/h
32	303	Bröcker, Fabrice	DEU	Fabrice Bröcker	DEU	IKB 1107604 IKB 1107604	CRG / Vortex / Vega	0	2	1:52,768 19 R	0:00,138	0:51,364	2	76 km/h 83,4 km/h
33	324	De Santis, Raffaele	ITA	SRP Racing Team	DEU	355295 KBF 1156791	CRG / TM / Vega	0	0	0:12,194 21 R	2 R			
368		Hartmann, Rick	DEU	Team NKS	DEU	IKC 1145851 KBF 1050071	DR / TM / Vega				disqualified			

StNr. 322 5 sec penalty Jump Start StNr. 314,333,322 5 sec penalty

StNr. 307,301,328,308 5 sec penalty Frontfairing

StNr. 368 Disqualifikation from the Race


Rennleitung: Rüdiger Luth Racedirektor: Thomas Lainer

Sportkommissare: Thomas Ferrero / Ulrich Bell / Franz-Josef Serr / FrankTautenhahn

Techn. Kommissare: H.-J. Dangers / A.Sengpiel / M. Grasshoff / C. Schmidt / D.Pietzko / W.Amend / M.Ambrosius

Zeitnahme: KART-DATA timing service Franz Schieszler / Manuela Hintner

Zeitnahme / timekeeping

control  
  
 Franz Schieszler



17	SRP Racing Team 324 De Santis Raffaele Startposition 33	17	Team NKS 368 Hartmann Rick Startposition 34
16	KSB RACING TEAM 335 Sager Moritz Startposition 31	16	Fabrice Bröcker 303 Bröcker Fabrice Startposition 32
15	JP Racing 327 Jonsson Lukas Startposition 29	15	Valier Motorsport 318 Dresen Andreas Startposition 30
14	Valier Motorsport 301 Himmels Yannik Startposition 27	14	Mach1 Motorsport 307 Schröder Tim Startposition 28
13	Ian Walsh 330 Walsh Ian Startposition 25	13	Renda Motorsport S.A.S. 322 Fusco Giuseppe Startposition 26
12	JP Racing 320 Fredriksson Lukas Startposition 23	12	Renda Motorsport S.A.S. 308 Skeed Startposition 24
11	Van Woerden Racing 369 Drewing Pascal Startposition 21	11	BEYMO-Kartracing 304 Beyerlein Patrick Startposition 22
10	Parolin Deutschland Team MSR 356 Steigerwald Noah Startposition 19	10	KSM Schumacher Racing Team 317 Wagner Fabio Startposition 20
9	TB Racing Team 309 Kamali Luka Startposition 17	9	CRG -Performance 311 Dreyspring Christopher Startposition 18
8	Solgat Motorsport 319 Colakovic Nermin Startposition 15	8	Mach1 Motorsport 333 Myszkier Pawel Startposition 16
7	SRP Racing Team 328 Neumann Thomas Startposition 13	7	CRG Holland 302 Potman Mark Startposition 14
6	Solgat Motorsport 326 Baranowski Kevin Startposition 11	6	R&R RACING TEAM 314 Ugran Filip Ioan Startposition 12
5	Mach1 Motorsport 316 Schultheiss Marcel Startposition 9	5	CKR Srl 332 Tabakovic Ronny Startposition 10
4	RS-Motorsport 305 Langenbacher Marvin Startposition 7	4	CRG -Performance 312 Metz Tim Mika Startposition 8
3	Kartshop Ampfing 323 Mähler Tobias Startposition 5	3	BIREL ART RACING KSW 331 Kindervater Robert Startposition 6
2	BIREL ART RACING KSW 334 Lehner Franz Startposition 3	2	SRP Racing Team 329 Trefilovs Davids Startposition 4
1	CRG Holland 321 Denner Emilien Startposition 1	1	Valier Motorsport 306 Curto Alessio Startposition 2



**Starting Grid DSKC (KZ2) Race 2**

**Rennen 20**

**R 15 DSKC (KZ2) Race 1**

Strecke / track: 1190

Fahrername Driver	Denner Emilien	Curto Alessio	Lehner Franz	Trefilovs Davids	Mähler Tobias	Kindervater Robert	Langenbacher Marvin	Metz Tim Milka	Schultheiss Marcel	Tabakovic Ronny	Baranowski Kevin	Ugran Filip Ioan
schnellste in Runde	0:46,715 Rn. 17	0:46,753 Rn. 11	0:46,681 Rn. 17	0:46,911 Rn. 20	0:47,044 Rn. 11	0:46,984 Rn. 10	0:47,175 Rn. 17	0:47,076 Rn. 13	0:47,241 Rn. 15	0:47,224 Rn. 15	0:47,130 Rn. 19	0:46,935 Rn. 11
Speed	91,7 km/h	91,6 km/h	91,8 km/h	91,3 km/h	91,1 km/h	91,2 km/h	90,8 km/h	91,0 km/h	90,7 km/h	90,7 km/h	90,9 km/h	91,3 km/h
Lap 1	0:51,375	0:50,759	0:52,837	0:51,754	0:52,769	0:52,574	0:52,953	0:52,647	0:53,847	0:54,474	0:53,410	0:52,531
Lap 2	0:48,153	0:48,517	0:48,465	0:48,111	0:49,171	0:49,235	0:48,999	0:49,261	0:49,252	0:50,316	0:49,551	0:49,025
Lap 3	0:48,010	0:48,182	0:47,721	0:47,938	0:48,224	0:48,270	0:49,216	0:48,067	0:48,702	0:48,181	0:48,973	0:48,278
Lap 4	0:47,564	0:47,908	0:47,256	0:47,597	0:47,731	0:47,914	0:48,064	0:47,877	0:48,041	0:48,535	0:48,553	0:47,959
Lap 5	0:47,235	0:47,540	0:47,120	0:47,756	0:47,642	0:47,661	0:47,776	0:47,720	0:47,842	0:47,556	0:47,786	0:47,612
Lap 6	0:47,225	0:47,322	0:47,371	0:47,480	0:47,418	0:47,463	0:47,535	0:47,655	0:47,743	0:47,780	0:47,670	0:47,470
Lap 7	0:47,140	0:47,251	0:47,612	0:48,099	0:47,386	0:47,270	0:47,476	0:47,387	0:47,712	0:47,461	0:47,498	0:47,339
Lap 8	0:47,009	0:47,006	0:47,017	0:46,944	0:47,311	0:47,491	0:47,373	0:47,178	0:47,494	0:47,363	0:47,417	0:47,235
Lap 9	0:46,980	0:47,010	0:46,843	0:47,026	0:47,115	0:47,183	0:47,396	0:47,474	0:47,502	0:47,508	0:47,520	0:47,210
Lap 10	0:46,900	0:46,952	0:46,801	0:47,086	0:47,103	0:46,984	0:47,310	0:47,266	0:47,451	0:47,484	0:47,403	0:47,001
Lap 11	0:46,925	0:46,753	0:46,765	0:47,036	0:47,044	0:47,153	0:47,178	0:47,163	0:47,373	0:47,272	0:47,266	0:46,935
Lap 12	0:46,899	0:46,893	0:47,146	0:46,999	0:47,251	0:47,200	0:47,466	0:47,190	0:47,349	0:47,229	0:47,136	0:47,031
Lap 13	0:46,970	0:46,859	0:47,012	0:46,975	0:47,114	0:47,033	0:47,248	0:47,076	0:47,322	0:47,237	0:47,232	0:46,970
Lap 14	0:46,894	0:46,902	0:46,936	0:47,125	0:47,423	0:47,311	0:47,196	0:47,356	0:47,381	0:47,343	0:47,353	0:48,088
Lap 15	0:46,810	0:46,853	0:46,932	0:46,962	0:47,101	0:47,219	0:47,360	0:47,326	0:47,241	0:47,224	0:47,304	0:47,150
Lap 16	0:46,872	0:46,846	0:46,851	0:47,021	0:47,136	0:47,151	0:47,217	0:47,289	0:47,871	0:47,815	0:48,001	0:47,006
Lap 17	0:46,715	0:46,818	0:46,681	0:47,135	0:47,623	0:47,398	0:47,175	0:47,199	0:47,328	0:47,516	0:47,525	0:47,693
Lap 18	0:46,972	0:46,903	0:46,977	0:47,196	0:47,160	0:47,618	0:47,184	0:47,347	0:47,474	0:47,461	0:48,058	0:47,768



## R 15 DSKC (KZ2) Race 1

Strecke / track: 1190

Fahrername Driver	Denner Emilien	Curto Alessio	Lehner Franz	Trefilovs Davids	Mähler Tobias	Kindervater Robert	Langenbacher Marvin	Metz Tim Mika	Schultheiss Marcel	Tabakovic Ronny	Baranowski Kevin	Ugran Filip Ioan
Lap 19	0:46,909	0:46,884	0:46,855	0:47,077	0:47,131	0:49,256	0:47,256	0:48,686	0:47,403	0:47,322	0:47,130	0:48,572
Lap 20	0:47,048	0:47,010	0:46,891	<u>0:46,911</u>	0:47,197	0:48,308	0:48,047	0:48,317	0:47,417	0:47,226	0:47,253	0:48,111
Lap 21	0:46,856	0:46,876	0:46,804	0:46,983	0:47,140	0:47,608	0:47,854	0:48,048	0:47,377	0:47,326	0:47,416	0:47,928

**R 15 DSKC (KZ2) Race 1**

Strecke / track: 1190

Fahrername Driver	Neumann Thomas	Potman Mark	Colakovic Nermin	Myszkier Pawel	Kamali Luka	Dreyspring Christopher	Steigerwald Noah	Wagner Fabio	Drewing Pascal	Beyerlein Patrick	Fredriksson Lukas	Skeed
schnellste in Runde	0:47,197 Rn. 13	0:47,232 Rn. 13	0:47,270 Rn. 15	0:47,213 Rn. 11	0:46,963 Rn. 12	0:47,201 Rn. 10	0:47,457 Rn. 12	0:47,484 Rn. 9	0:47,506 Rn. 18	0:47,465 Rn. 10	0:47,570 Rn. 17	0:47,302 Rn. 10
Speed	90,8 km/h	90,7 km/h	90,6 km/h	90,7 km/h	91,2 km/h	90,8 km/h	90,3 km/h	90,2 km/h	90,2 km/h	90,3 km/h	90,1 km/h	90,6 km/h
Lap 1	0:51,231	0:56,908	0:54,327	0:53,286	1:10,174	0:55,714	0:55,489	0:53,590	0:55,027	0:54,363	0:51,801	0:54,019
Lap 2	0:48,744	0:49,999	0:50,916	0:52,125	0:48,148	0:50,122	0:51,059	0:51,881	0:50,346	0:50,114	0:49,327	0:50,468
Lap 3	0:48,170	0:48,974	0:48,938	0:49,567	0:47,596	0:49,559	0:49,348	0:48,702	0:49,669	0:49,471	0:48,520	0:50,123
Lap 4	0:47,831	0:48,149	0:48,172	0:48,660	0:47,443	0:49,409	0:49,983	0:48,219	0:48,786	0:48,434	0:48,221	0:49,317
Lap 5	0:47,546	0:47,795	0:47,951	0:47,689	0:47,287	0:47,785	0:48,327	0:48,142	0:48,160	0:47,769	0:48,180	0:48,746
Lap 6	0:47,462	0:48,122	0:48,187	0:47,783	0:47,123	0:47,552	0:48,281	0:47,927	0:48,439	0:48,594	0:47,855	0:47,960
Lap 7	0:48,864	0:47,381	0:48,040	0:47,490	0:47,067	0:47,518	0:47,844	0:47,752	0:47,878	0:48,108	0:47,827	0:47,921
Lap 8	0:47,321	0:47,437	0:47,638	0:47,312	0:47,616	0:47,359	0:47,868	0:47,596	0:47,908	0:47,533	0:48,414	0:47,735
Lap 9	0:47,351	0:47,460	0:47,448	0:47,295	0:47,559	0:47,364	0:47,774	0:47,484	0:47,659	0:47,879	0:47,683	0:47,508
Lap 10	0:47,204	0:47,615	0:47,902	0:47,388	0:47,098	0:47,201	0:47,953	0:48,060	0:47,758	0:47,465	0:47,689	0:47,302
Lap 11	0:47,200	0:47,392	0:47,588	0:47,213	0:47,162	0:47,350	0:47,567	0:48,242	0:47,720	0:47,617	0:47,879	0:47,566
Lap 12	0:47,215	0:47,426	0:47,393	0:47,349	0:46,963	0:48,940	0:47,457	0:49,061	0:47,676	0:48,113	0:48,168	0:47,491
Lap 13	0:47,197	0:47,232	0:47,378	0:47,323	0:47,624	0:48,297	0:48,339	0:48,016	0:47,554	0:49,819	0:47,806	0:50,741
Lap 14	0:47,201	0:47,412	0:47,283	0:47,232	0:47,237	0:47,632	0:47,515	0:47,759	0:48,089	0:47,894	0:48,092	0:47,567
Lap 15	0:47,243	0:47,314	0:47,270	0:47,341	0:47,377	0:48,048	0:47,613	0:47,806	0:47,718	0:47,526	0:48,014	0:47,605
Lap 16	0:47,221	0:48,074	0:47,401	0:47,463	0:47,191	0:47,876	0:47,597	0:47,506	0:47,652	0:48,272	0:47,591	0:47,523
Lap 17	0:49,024	0:47,269	0:47,412	0:47,293	0:47,017	0:47,428	0:47,701	0:47,500	0:49,476	0:50,278	0:47,570	0:48,378
Lap 18	0:47,583	0:47,451	0:47,592	0:47,296	0:47,283	0:47,761	0:47,472	0:47,925	0:47,506	0:47,565	0:47,923	0:47,628

## R 15 DSKC (K22) Race 1

Strecke / track: 1190

Fahrername Driver	Neumann Thomas	Potman Mark	Colakovic Nermin	Myszkier Pawel	Kamali Luka	Dreyspring Christopher	Steigerwald Noah	Wagner Fabio	Drewing Pascal	Beyerlein Patrick	Fredriksson Lukas	Skeed
Lap 19	0:48,519	0:47,307	0:47,478	0:47,262	0:48,230	0:48,373	0:47,673	0:48,726	0:47,712	0:47,777	0:47,878	0:47,474
Lap 20	0:48,466	0:47,470	0:47,471	0:47,288	0:48,219	0:48,217	0:47,701	0:49,113	0:47,734	0:47,730	0:47,805	0:47,551
Lap 21	0:48,156	0:47,476	0:47,485	0:47,328	0:47,287	0:47,466	0:47,938	0:48,185	0:47,576	0:47,718	0:47,785	0:47,583

**R 15 DSKC (K22) Race 1**

Strecke / track: 1190

Fahrername Driver	Walsh Ian	Fusco Giuseppe	Himmels Yannik	Schröder Tim	Jonsson Lukas	Dresen Andreas	Sager Moritz	Bröcker Fabrice	De Santis Raffaële	Hartmann Rick
schnellste Runde in Runde	0:47,788 Rn. 21	0:47,339 Rn. 20	0:47,540 Rn. 14	0:47,716 Rn. 16	0:48,018 Rn. 15	0:47,806 Rn. 9	0:50,477 Rn. 2	0:51,364 Rn. 2		
Speed	89,6 km/h	90,5 km/h	90,1 km/h	89,8 km/h	89,2 km/h	89,6 km/h	84,9 km/h	83,4 km/h		
Lap 1	0:56,557	0:55,440	0:50,334	0:55,286	0:52,764	0:52,550	0:55,644	0:53,195		
Lap 2	0:50,584	0:50,387	0:50,277	0:51,210	0:50,845	0:49,381	0:50,477	0:51,364		
Lap 3	0:49,591	0:49,410	0:48,573	0:50,657	0:50,269	0:49,897				
Lap 4	0:48,767	0:48,797	0:48,280	0:48,884	0:48,712	0:49,988				
Lap 5	0:48,408	0:48,073	0:47,965	0:48,663	0:48,541	0:48,594				
Lap 6	0:48,262	0:47,689	0:47,933	0:48,207	0:48,385	0:50,329				
Lap 7	0:48,588	0:47,871	0:47,692	0:48,057	0:48,118	0:49,167				
Lap 8	0:48,038	0:47,595	0:47,560	0:47,991	0:48,828	0:48,300				
Lap 9	0:48,153	0:47,496	0:48,081	0:48,695	0:48,367	0:47,806				
Lap 10	0:48,229	0:47,396	0:48,687	0:47,900	0:48,206	0:48,906				
Lap 11	0:48,037	0:47,419	0:47,561	0:47,856	0:48,257	1:00,137				
Lap 12	0:48,051	0:47,511	0:47,670	0:48,038	0:48,097					
Lap 13	0:47,904	0:48,195	0:47,608	0:47,831	0:48,166					
Lap 14	0:48,539	0:47,660	0:47,540	0:48,075	0:48,242					
Lap 15	0:48,597	0:47,676	0:47,594	0:47,829	0:48,018					
Lap 16	0:47,858	0:47,631	0:49,027	0:47,716	0:50,379					
Lap 17	0:47,831	0:47,342	0:47,681	0:47,758	0:48,308					
Lap 18	0:48,172	0:47,714	0:47,743	0:48,008	0:48,099					



**R 15 DSKC (KZ2) Race 1**

Strecke / track: 1190

Fahrername Driver	Walsh Ian	Fusco Giuseppe	Himmels Yannik	Schröder Tim	Jonsson Lukas	Dresen Andreas	Sager Moritz	Bröcker Fabrice	De Santis Raffaele	Hartmann Rick
Lap 19	0:47,954	0:47,782	0:47,664	0:47,730	0:48,372					
Lap 20	0:48,288	<u>0:47,339</u>	0:47,870	0:48,658	0:48,401					
Lap 21	<u>0:47,788</u>	0:47,399		0:47,829	0:48,354					

**R 15 DSKC (KZ2) Race 1**

Ziel		Sektion 1		Sektion 2		Sektion 3	
Fahrername	Zeit	Fahrername	Zeit	Fahrername	Zeit	Fahrername	Zeit
1 334 Lehner, Franz	0:46,681	334 Lehner, Franz	0:16,693	321 Denner, Emilien	0:15,407	301 Himmels, Yannik	0:13,505
2 321 Denner, Emilien	0:46,715	306 Curto, Alessio	0:16,739	312 Metz, Tim Mika	0:15,474	334 Lehner, Franz	0:14,470
3 306 Curto, Alessio	0:46,753	321 Denner, Emilien	0:16,750	329 Trefilovs, Davids	0:15,479	306 Curto, Alessio	0:14,510
4 329 Trefilovs, Davids	0:46,911	329 Trefilovs, Davids	0:16,778	334 Lehner, Franz	0:15,482	321 Denner, Emilien	0:14,514
5 314 Ugran, Filip Ioan	0:46,935	314 Ugran, Filip Ioan	0:16,793	331 Kindervater, Robert	0:15,491	309 Kamali, Luka	0:14,534
6 309 Kamali, Luka	0:46,963	309 Kamali, Luka	0:16,811	323 Mähler, Tobias	0:15,494	314 Ugran, Filip Ioan	0:14,559
7 331 Kindervater, Robert	0:46,984	331 Kindervater, Robert	0:16,853	306 Curto, Alessio	0:15,502	329 Trefilovs, Davids	0:14,585
8 368 Hartmann, Rick	0:47,040	368 Hartmann, Rick	0:16,872	314 Ugran, Filip Ioan	0:15,515	323 Mähler, Tobias	0:14,592
9 323 Mähler, Tobias	0:47,044	308 Skeed,	0:16,876	311 Dreyspring, Christopher	0:15,525	331 Kindervater, Robert	0:14,601
10 312 Metz, Tim Mika	0:47,076	326 Baranowski, Kevin	0:16,882	333 Myszkier, Pawel	0:15,530	326 Baranowski, Kevin	0:14,611
11 326 Baranowski, Kevin	0:47,130	323 Mähler, Tobias	0:16,893	326 Baranowski, Kevin	0:15,543	305 Langenbacher, Marvin	0:14,616
12 305 Langenbacher, Marvin	0:47,175	333 Myszkier, Pawel	0:16,897	309 Kamali, Luka	0:15,544	368 Hartmann, Rick	0:14,618
13 328 Neumann, Thomas	0:47,197	305 Langenbacher, Marvin	0:16,901	368 Hartmann, Rick	0:15,550	328 Neumann, Thomas	0:14,628
14 311 Dreyspring, Christopher	0:47,201	302 Potman, Mark	0:16,908	328 Neumann, Thomas	0:15,572	333 Myszkier, Pawel	0:14,632
15 333 Myszkier, Pawel	0:47,213	328 Neumann, Thomas	0:16,914	322 Fusco, Giuseppe	0:15,584	322 Fusco, Giuseppe	0:14,642
16 332 Tabakovic, Ronny	0:47,224	312 Metz, Tim Mika	0:16,918	332 Tabakovic, Ronny	0:15,588	316 Schultheiss, Marcel	0:14,657
17 302 Potman, Mark	0:47,232	322 Fusco, Giuseppe	0:16,919	305 Langenbacher, Marvin	0:15,596	332 Tabakovic, Ronny	0:14,657
18 316 Schultheiss, Marcel	0:47,241	316 Schultheiss, Marcel	0:16,930	319 Colakovic, Nermin	0:15,599	319 Colakovic, Nermin	0:14,660
19 319 Colakovic, Nermin	0:47,270	311 Dreyspring, Christopher	0:16,933	302 Potman, Mark	0:15,604	302 Potman, Mark	0:14,667
20 308 Skeed,	0:47,302	332 Tabakovic, Ronny	0:16,945	316 Schultheiss, Marcel	0:15,638	312 Metz, Tim Mika	0:14,670
21 322 Fusco, Giuseppe	0:47,339	319 Colakovic, Nermin	0:16,949	356 Steigerwald, Noah	0:15,649	311 Dreyspring, Christopher	0:14,671
22 356 Steigerwald, Noah	0:47,457	356 Steigerwald, Noah	0:16,976	301 Himmels, Yannik	0:15,677	356 Steigerwald, Noah	0:14,685
23 304 Beyerlein, Patrick	0:47,465	301 Himmels, Yannik	0:16,983	320 Fredriksson, Lukas	0:15,677	330 Walsh, Ian	0:14,685
24 317 Wagner, Fabio	0:47,484	369 Drawing, Pascal	0:16,991	304 Beyerlein, Patrick	0:15,678	308 Skeed,	0:14,692
25 369 Drawing, Pascal	0:47,506	320 Fredriksson, Lukas	0:16,991	317 Wagner, Fabio	0:15,693	304 Beyerlein, Patrick	0:14,719
26 301 Himmels, Yannik	0:47,540	317 Wagner, Fabio	0:16,994	369 Drawing, Pascal	0:15,710	317 Wagner, Fabio	0:14,735
27 320 Fredriksson, Lukas	0:47,570	304 Beyerlein, Patrick	0:17,010	308 Skeed,	0:15,712	320 Fredriksson, Lukas	0:14,739
28 307 Schröder, Tim	0:47,716	330 Walsh, Ian	0:17,096	307 Schröder, Tim	0:15,749	369 Drawing, Pascal	0:14,764
29 330 Walsh, Ian	0:47,788	307 Schröder, Tim	0:17,121	318 Dresen, Andreas	0:15,792	307 Schröder, Tim	0:14,791
30 318 Dresen, Andreas	0:47,806	327 Jonsson, Lukas	0:17,140	330 Walsh, Ian	0:15,802	318 Dresen, Andreas	0:14,848
31 327 Jonsson, Lukas	0:48,018	318 Dresen, Andreas	0:17,148	327 Jonsson, Lukas	0:15,863	327 Jonsson, Lukas	0:14,997
32 335 Sager, Moritz	0:50,477	303 Bröcker, Fabrice	0:18,150	335 Sager, Moritz	0:16,554	303 Bröcker, Fabrice	0:15,543
33 303 Bröcker, Fabrice	0:51,364	335 Sager, Moritz	0:18,319	303 Bröcker, Fabrice	0:17,472	335 Sager, Moritz	0:15,604
34 324 De Santis, Raffaele		324 De Santis, Raffaele		324 De Santis, Raffaele		324 De Santis, Raffaele	

**R 15 DSKG (KZ2) Race 1**

Die schnellsten Zeiten

Ort	Nr. Fahrername	Zeit	Streckenl.	ø Speed
Ziel	334 Lehner,Franz	0:46,681	1190 m	91,8 km/h
Sektion 1	334 Lehner,Franz	0:16,693	452 m	97,5 km/h
Sektion 2	321 Denner,Emilien	0:15,407	368 m	86,0 km/h
Sektion 3	301 Himmels,Yannik	0:13,505	370 m	98,6 km/h

	Snr.321 Denner,Emilien FRA CRG Holland		Snr.306 Curto,Alessio DEU Valier Motorsport		Snr.334 Lehner,Franz AUT BIREL ART RACING KSW		Snr.329 Trefflows,David DEU SRP Racing Team		Snr.323 Mühler,Tobias DEU Kartshop Ampring							
	theoretisch mögliche Bestzeit	Ziel	theoretisch mögliche Bestzeit	Ziel	theoretisch mögliche Bestzeit	Ziel	theoretisch mögliche Bestzeit	Ziel	theoretisch mögliche Bestzeit	Ziel						
best	0:46,715	0:16,750	0:15,407	0:14,514	0:46,753	0:16,739	0:15,502	0:14,510	0:46,911	0:16,778	0:15,479	0:14,585	0:47,044	0:16,893	0:15,494	0:14,592
Runde 1	0:51,375	0:20,015	0:16,293	0:15,067	0:50,759	0:19,387	0:16,209	0:15,163	0:51,754	0:19,935	0:16,532	0:15,287	0:52,769	0:20,607	0:16,747	0:15,415
Runde 2	0:48,153	0:17,335	0:15,946	0:14,872	0:48,517	0:17,387	0:16,142	0:14,988	0:48,111	0:17,251	0:15,995	0:14,865	0:49,171	0:18,018	0:16,120	0:15,033
Runde 3	0:48,010	0:17,075	0:16,127	0:14,808	0:48,182	0:17,338	0:15,972	0:14,872	0:47,938	0:17,153	0:15,952	0:14,833	0:48,224	0:17,430	0:15,855	0:14,939
Runde 4	0:47,564	0:17,041	0:15,747	0:14,776	0:47,908	0:17,157	0:15,778	0:14,973	0:47,597	0:17,080	0:15,756	0:14,761	0:47,731	0:17,159	0:15,709	0:14,863
Runde 5	0:47,235	0:16,963	0:15,624	0:14,648	0:47,540	0:17,117	0:15,697	0:14,726	0:47,756	0:16,957	0:16,071	0:14,728	0:47,642	0:17,152	0:15,687	0:14,803
Runde 6	0:47,140	0:16,933	0:15,546	0:14,661	0:47,322	0:16,947	0:15,689	0:14,686	0:47,480	0:17,045	0:15,773	0:14,662	0:47,418	0:17,046	0:15,648	0:14,724
Runde 7	0:47,009	0:16,919	0:15,504	0:14,586	0:47,251	0:16,862	0:15,573	0:14,816	0:48,099	0:17,712	0:15,683	0:14,704	0:47,386	0:17,031	0:15,585	0:14,770
Runde 8	0:46,980	0:16,821	0:15,476	0:14,683	0:47,006	0:16,895	0:15,511	0:14,600	0:46,944	0:16,778	0:15,506	0:14,660	0:47,311	0:17,005	0:15,608	0:14,698
Runde 9	0:46,900	0:16,812	0:15,494	0:14,594	0:47,010	0:16,869	0:15,548	0:14,593	0:47,026	0:16,867	0:15,554	0:14,605	0:47,115	0:16,893	0:15,576	0:14,646
Runde 10	0:46,925	0:16,802	0:15,561	0:14,562	0:46,952	0:16,869	0:15,513	0:14,570	0:47,086	0:16,861	0:15,549	0:14,676	0:47,103	0:16,914	0:15,528	0:14,661
Runde 11	0:46,899	0:16,840	0:15,478	0:14,581	0:46,753	0:16,739	0:15,504	0:14,510	0:47,036	0:16,885	0:15,548	0:14,603	0:47,044	0:16,924	0:15,494	0:14,626
Runde 12	0:46,970	0:16,879	0:15,524	0:14,567	0:46,893	0:16,772	0:15,548	0:14,573	0:46,999	0:16,809	0:15,530	0:14,660	0:47,251	0:16,973	0:15,529	0:14,749
Runde 13	0:46,894	0:16,778	0:15,510	0:14,606	0:46,859	0:16,796	0:15,522	0:14,541	0:46,975	0:16,810	0:15,580	0:14,585	0:47,114	0:16,956	0:15,557	0:14,601
Runde 14	0:46,810	0:16,841	0:15,407	0:14,562	0:46,902	0:16,843	0:15,508	0:14,551	0:47,125	0:16,916	0:15,532	0:14,677	0:47,423	0:17,303	0:15,528	0:14,592
Runde 15	0:46,872	0:16,836	0:15,445	0:14,591	0:46,853	0:16,833	0:15,504	0:14,516	0:46,962	0:16,844	0:15,479	0:14,639	0:47,101	0:16,954	0:15,523	0:14,624
Runde 16	0:46,715	0:16,750	0:15,451	0:14,514	0:46,846	0:16,786	0:15,519	0:14,541	0:47,021	0:16,867	0:15,496	0:14,658	0:47,136	0:16,917	0:15,551	0:14,668
Runde 17	0:46,972	0:16,891	0:15,476	0:14,605	0:46,818	0:16,796	0:15,502	0:14,520	0:47,135	0:16,924	0:15,557	0:14,654	0:47,623	0:17,335	0:15,598	0:14,690
Runde 18	0:46,909	0:16,833	0:15,485	0:14,591	0:46,903	0:16,818	0:15,519	0:14,566	0:47,196	0:17,004	0:15,493	0:14,669	0:47,160	0:16,946	0:15,579	0:14,635
Runde 19	0:47,048	0:16,863	0:15,591	0:14,594	0:46,884	0:16,796	0:15,558	0:14,530	0:47,077	0:16,867	0:15,597	0:14,613	0:47,131	0:16,949	0:15,516	0:14,666
Runde 20	0:46,856	0:16,810	0:15,487	0:14,559	0:47,010	0:16,867	0:15,571	0:14,572	0:46,911	0:16,802	0:15,488	0:14,621	0:47,197	0:16,959	0:15,544	0:14,694
Runde 21	0:46,876	0:16,823	0:15,503	0:14,550	0:46,876	0:16,823	0:15,503	0:14,550	0:46,983	0:16,814	0:15,519	0:14,650	0:47,140	0:16,920	0:15,535	0:14,685

## DEUTSCHE KART-MEISTERSCHAFTEN 2018

11-13 / 05 / 2018

DMSB-Reglir 120-2018

### R 15 DSKG (KZ2) Race 1

Die schnellsten Zeiten

Ort	Nr. Fahrername	Zeit	Streckenl.	ø Speed
Ziel	334 Lehner,Franz	0:46,681	1190 m	91,8 km/h
Sektion 1	334 Lehner,Franz	0:16,693	452 m	97,5 km/h
Sektion 2	321 Denner,Emilien	0:15,407	368 m	86,0 km/h
Sektion 3	301 Himmels,Yannik	0:13,505	370 m	98,6 km/h

	Snmr.314 Ugran,Filip Ioan ROU R&R RACING TEAM		Snmr.331 Kindervater,Robert DEU BIREL ART RACING KSW		Snmr.328 Neumann,Thomas DEU SRP Racing Team		Snmr.305 Langenbacher,Marvin DEU RS-Motorsport		Snmr.312 Metz,Tim Mika DEU CRG -Performance											
	theoretisch mögliche Bestzeit	Ziel	theoretisch mögliche Bestzeit	Ziel	theoretisch mögliche Bestzeit	Ziel	theoretisch mögliche Bestzeit	Ziel	theoretisch mögliche Bestzeit	Ziel										
best	0:46,935	0:16,793	0:15,515	0:14,559	0:46,984	0:16,853	0:15,491	0:14,601	0:47,197	0:16,914	0:15,572	0:14,628	0:47,175	0:16,901	0:15,596	0:14,616	0:47,076	0:16,918	0:15,474	0:14,670
Runde 1	0:52,531	0:20,213	0:16,760	0:15,558	0:52,574	0:20,390	0:16,679	0:15,505	0:51,231	0:19,754	0:16,333	0:15,144	0:52,953	0:20,655	0:16,893	0:15,405	0:52,647	0:20,632	0:16,495	0:15,520
Runde 2	0:49,025	0:17,690	0:16,210	0:15,125	0:49,235	0:17,724	0:16,267	0:15,244	0:48,744	0:17,424	0:16,300	0:15,020	0:48,999	0:17,686	0:16,259	0:15,054	0:49,261	0:17,932	0:16,226	0:15,103
Runde 3	0:48,278	0:17,318	0:15,963	0:14,997	0:48,270	0:17,351	0:15,945	0:14,974	0:48,170	0:17,225	0:16,042	0:14,903	0:49,216	0:17,931	0:16,198	0:15,087	0:48,067	0:17,305	0:15,831	0:14,931
Runde 4	0:47,959	0:17,203	0:15,890	0:14,866	0:47,914	0:17,189	0:15,831	0:14,894	0:47,831	0:17,234	0:15,799	0:14,798	0:48,064	0:17,268	0:15,897	0:14,899	0:47,877	0:17,237	0:15,742	0:14,898
Runde 5	0:47,612	0:17,022	0:15,774	0:14,816	0:47,661	0:17,109	0:15,699	0:14,853	0:47,546	0:16,958	0:15,800	0:14,788	0:47,776	0:17,127	0:15,832	0:14,817	0:47,720	0:17,123	0:15,775	0:14,822
Runde 6	0:47,470	0:17,005	0:15,707	0:14,758	0:47,463	0:17,035	0:15,678	0:14,750	0:47,462	0:17,026	0:15,717	0:14,719	0:47,535	0:17,049	0:15,708	0:14,778	0:47,655	0:17,086	0:15,681	0:14,888
Runde 7	0:47,339	0:16,964	0:15,637	0:14,738	0:47,270	0:16,968	0:15,579	0:14,723	0:48,864	0:18,188	0:15,934	0:14,742	0:47,476	0:17,041	0:15,687	0:14,748	0:47,387	0:17,014	0:15,542	0:14,831
Runde 8	0:47,235	0:16,903	0:15,601	0:14,731	0:47,491	0:16,940	0:15,811	0:14,740	0:47,321	0:16,976	0:15,660	0:14,685	0:47,373	0:16,984	0:15,644	0:14,745	0:47,178	0:16,981	0:15,487	0:14,710
Runde 9	0:47,210	0:16,939	0:15,572	0:14,699	0:47,183	0:16,922	0:15,544	0:14,717	0:47,351	0:16,978	0:15,720	0:14,653	0:47,396	0:16,964	0:15,701	0:14,731	0:47,474	0:16,918	0:15,607	0:14,949
Runde 10	0:47,001	0:16,899	0:15,525	0:14,577	0:46,984	0:16,856	0:15,491	0:14,637	0:47,204	0:16,942	0:15,612	0:14,650	0:47,310	0:16,992	0:15,626	0:14,692	0:47,266	0:16,954	0:15,596	0:14,716
Runde 11	0:46,935	0:16,821	0:15,515	0:14,599	0:47,153	0:16,867	0:15,603	0:14,683	0:47,200	0:16,938	0:15,634	0:14,628	0:47,178	0:16,901	0:15,610	0:14,667	0:47,163	0:16,921	0:15,517	0:14,725
Runde 12	0:47,031	0:16,793	0:15,610	0:14,628	0:47,200	0:16,937	0:15,584	0:14,679	0:47,215	0:16,946	0:15,573	0:14,696	0:47,466	0:17,145	0:15,626	0:14,695	0:47,190	0:16,929	0:15,498	0:14,763
Runde 13	0:46,970	0:16,876	0:15,535	0:14,559	0:47,033	0:16,853	0:15,579	0:14,601	0:47,197	0:16,937	0:15,626	0:14,634	0:47,248	0:16,973	0:15,604	0:14,671	0:47,076	0:16,932	0:15,474	0:14,670
Runde 14	0:48,088	0:17,773	0:15,605	0:14,710	0:47,311	0:17,027	0:15,597	0:14,687	0:47,201	0:16,914	0:15,572	0:14,715	0:47,196	0:16,973	0:15,607	0:14,616	0:47,356	0:16,964	0:15,540	0:14,852
Runde 15	0:47,150	0:16,877	0:15,579	0:14,694	0:47,219	0:17,035	0:15,529	0:14,655	0:47,243	0:16,959	0:15,628	0:14,656	0:47,360	0:17,060	0:15,619	0:14,681	0:47,326	0:17,019	0:15,598	0:14,709
Runde 16	0:47,006	0:16,838	0:15,548	0:14,620	0:47,151	0:17,016	0:15,511	0:14,624	0:47,221	0:16,980	0:15,594	0:14,647	0:47,217	0:16,994	0:15,655	0:14,628	0:47,289	0:17,002	0:15,559	0:14,728
Runde 17	0:47,693	0:16,965	0:15,692	0:15,036	0:47,398	0:16,959	0:15,578	0:14,861	0:49,024	0:17,744	0:15,693	0:15,587	0:47,175	0:16,943	0:15,599	0:14,633	0:47,199	0:16,973	0:15,527	0:14,699
Runde 18	0:47,768	0:17,122	0:15,558	0:15,088	0:47,618	0:17,253	0:15,591	0:14,774	0:47,583	0:17,301	0:15,637	0:14,645	0:47,184	0:16,906	0:15,596	0:14,682	0:47,347	0:17,002	0:15,620	0:14,725
Runde 19	0:48,572	0:17,515	0:15,975	0:15,082	0:49,256	0:18,268	0:15,793	0:15,195	0:48,519	0:17,566	0:15,832	0:15,121	0:47,256	0:17,002	0:15,623	0:14,631	0:48,686	0:17,520	0:15,742	0:15,424
Runde 20	0:48,111	0:17,392	0:15,825	0:14,894	0:48,308	0:17,676	0:15,665	0:14,967	0:48,466	0:17,728	0:15,716	0:15,022	0:48,047	0:17,277	0:15,969	0:14,801	0:48,317	0:17,385	0:15,688	0:15,244
Runde 21	0:47,928	0:17,118	0:15,905	0:14,905	0:47,608	0:16,931	0:15,720	0:14,957	0:48,156	0:17,014	0:15,992	0:15,150	0:47,854	0:17,328	0:15,662	0:14,864	0:48,048	0:17,111	0:15,644	0:15,293



## DEUTSCHE KART-MEISTERSCHAFTEN 2018

11-13 / 05 / 2018

DMSB-Regler 120-2018

### R 15 DSKG (KZ2) Race 1

Die schnellsten Zeiten

Ort	Nr. Fahrername	Zeit	Streckenl.	ø Speed
Ziel	334 Lehner, Franz	0:46,681	1190 m	91,8 km/h
Sektion 1	334 Lehner, Franz	0:16,693	452 m	97,5 km/h
Sektion 2	321 Denner, Emilien	0:15,407	368 m	86,0 km/h
Sektion 3	301 Himmels, Yannik	0:13,505	370 m	98,6 km/h

	Snr.368 Hartmann, Rick DEU Team NKS		Snr.316 Schultheiss, Marcel DEU Mach1 Motorsport		Snr.332 Tabakovic, Ronny DEU CKR Srl		Snr.326 Baranowski, Kevin DEU Solgat Motorsport		Snr.333 Myszkier, Pawel POL Mach1 Motorsport			
	theoretisch mögliche Bestzeit	Ziel	theoretisch mögliche Bestzeit	Ziel	theoretisch mögliche Bestzeit	Ziel	theoretisch mögliche Bestzeit	Ziel	theoretisch mögliche Bestzeit	Ziel		
best	0:47,040	0:16,872	0:15,550	0:14,618	0:47,241	0:16,930	0:15,638	0:14,657	0:47,213	0:16,897	0:15,530	0:14,632
Runde 1	0:52,935	0:20,539	0:16,735	0:15,661	0:53,847	0:21,515	0:16,782	0:15,550	0:53,286	0:20,917	0:16,892	0:15,477
Runde 2	0:49,398	0:18,118	0:16,237	0:15,043	0:49,252	0:17,951	0:16,298	0:15,003	0:52,125	0:18,116	0:16,851	0:15,468
Runde 3	0:49,254	0:18,297	0:15,931	0:15,026	0:48,702	0:17,723	0:16,047	0:14,932	0:49,567	0:17,879	0:16,237	0:15,451
Runde 4	0:48,632	0:17,576	0:16,073	0:14,983	0:48,041	0:17,291	0:15,861	0:14,889	0:48,660	0:17,739	0:15,958	0:14,963
Runde 5	0:47,721	0:17,141	0:15,692	0:14,888	0:47,842	0:17,213	0:15,804	0:14,825	0:47,689	0:17,105	0:15,742	0:14,842
Runde 6	0:47,810	0:17,136	0:15,742	0:14,932	0:47,743	0:17,121	0:15,807	0:14,815	0:47,783	0:17,042	0:15,895	0:14,846
Runde 7	0:47,472	0:17,031	0:15,658	0:14,783	0:47,712	0:17,074	0:15,843	0:14,795	0:47,490	0:17,186	0:15,613	0:14,691
Runde 8	0:47,289	0:16,927	0:15,680	0:14,682	0:47,494	0:17,046	0:15,721	0:14,727	0:47,312	0:16,964	0:15,648	0:14,700
Runde 9	0:47,333	0:17,017	0:15,623	0:14,693	0:47,502	0:17,066	0:15,740	0:14,696	0:47,295	0:16,923	0:15,722	0:14,650
Runde 10	0:47,417	0:17,044	0:15,683	0:14,690	0:47,451	0:17,039	0:15,710	0:14,702	0:47,388	0:16,984	0:15,722	0:14,682
Runde 11	0:47,240	0:16,901	0:15,661	0:14,678	0:47,373	0:16,930	0:15,745	0:14,698	0:47,213	0:16,897	0:15,634	0:14,682
Runde 12	0:47,392	0:17,068	0:15,627	0:14,697	0:47,349	0:16,977	0:15,684	0:14,688	0:47,349	0:17,045	0:15,609	0:14,695
Runde 13	0:47,385	0:17,059	0:15,623	0:14,703	0:47,322	0:16,983	0:15,666	0:14,673	0:47,323	0:16,997	0:15,674	0:14,652
Runde 14	0:47,324	0:17,062	0:15,590	0:14,672	0:47,381	0:16,997	0:15,687	0:14,697	0:47,232	0:16,966	0:15,619	0:14,647
Runde 15	0:47,308	0:17,010	0:15,595	0:14,703	0:47,241	0:16,944	0:15,638	0:14,659	0:47,341	0:16,961	0:15,651	0:14,729
Runde 16	0:47,243	0:16,923	0:15,621	0:14,699	0:47,871	0:16,959	0:15,936	0:14,976	0:47,463	0:16,960	0:15,803	0:14,700
Runde 17	0:47,040	0:16,872	0:15,550	0:14,618	0:47,328	0:16,964	0:15,689	0:14,675	0:47,293	0:16,965	0:15,609	0:14,719
Runde 18	0:47,391	0:17,055	0:15,647	0:14,689	0:47,474	0:17,003	0:15,713	0:14,758	0:47,296	0:17,019	0:15,598	0:14,679
Runde 19	0:47,372	0:17,019	0:15,679	0:14,674	0:47,403	0:16,993	0:15,731	0:14,679	0:47,262	0:17,022	0:15,608	0:14,632
Runde 20	0:47,202	0:16,997	0:15,555	0:14,650	0:47,417	0:17,016	0:15,744	0:14,657	0:47,288	0:17,046	0:15,530	0:14,712
Runde 21	0:47,221	0:16,922	0:15,611	0:14,688	0:47,377	0:17,012	0:15,650	0:14,715	0:47,328	0:17,010	0:15,582	0:14,736

## DEUTSCHE KART-MEISTERSCHAFTEN 2018

11-13 / 05 / 2018

DMSB-Reglir 120-2018

### R 15 DSKG (KZ2) Race 1

Die schnellsten Zeiten

Ort	Nr. Fahrername	Zeit	Streckenl.	ø Speed
Ziel	334 Lehner,Franz	0:46,681	1190 m	91,8 km/h
Sektion 1	334 Lehner,Franz	0:16,693	452 m	97,5 km/h
Sektion 2	321 Denner,Emilien	0:15,407	368 m	86,0 km/h
Sektion 3	301 Himmels,Yannik	0:13,505	370 m	98,6 km/h

	Snr.302 Potman,Mark NLD CRG Holland		Snr.319 Colakovic,Nermin DEU Solgat Motorsport		Snr.309 Kamali,Luka DEU TB Racing Team		Snr.311 Dreyspring,Christopher DEU CRG -Performance		Snr.356 Steigerwald,Noah DEU Parolin Deutschland Team MSR WST							
	theoretisch mögliche Bestzeit	Ziel	theoretisch mögliche Bestzeit	Ziel	theoretisch mögliche Bestzeit	Ziel	theoretisch mögliche Bestzeit	Ziel	theoretisch mögliche Bestzeit	Ziel						
best	0:47,232	0:16,908	0:15,604	0:14,667	0:47,270	0:16,949	0:15,599	0:14,660	0:47,201	0:16,933	0:15,525	0:14,671	0:47,457	0:16,976	0:15,649	0:14,685
Runde 1	0:56,908	0:23,720	0:17,622	0:15,566	0:54,327	0:21,742	0:17,103	0:15,482	0:55,714	0:22,424	0:17,628	0:15,662	0:55,489	0:21,942	0:17,299	0:16,248
Runde 2	0:49,999	0:18,150	0:16,467	0:15,382	0:50,916	0:18,144	0:17,190	0:15,582	0:50,122	0:18,203	0:16,441	0:15,478	0:51,059	0:18,694	0:16,786	0:15,579
Runde 3	0:48,974	0:17,774	0:15,964	0:15,236	0:48,938	0:17,492	0:16,263	0:15,183	0:49,559	0:17,815	0:16,377	0:15,367	0:49,348	0:18,084	0:16,191	0:15,073
Runde 4	0:48,149	0:17,271	0:15,938	0:14,940	0:48,172	0:17,272	0:15,996	0:14,904	0:49,409	0:18,077	0:16,397	0:14,935	0:49,983	0:17,808	0:17,131	0:15,044
Runde 5	0:47,795	0:17,069	0:15,858	0:14,868	0:47,951	0:17,116	0:15,834	0:15,001	0:47,785	0:17,158	0:15,750	0:14,877	0:48,327	0:17,432	0:15,870	0:15,025
Runde 6	0:48,122	0:17,561	0:15,770	0:14,791	0:48,187	0:17,567	0:15,773	0:14,847	0:47,552	0:17,022	0:15,656	0:14,874	0:48,281	0:17,073	0:15,922	0:15,286
Runde 7	0:47,381	0:16,940	0:15,683	0:14,758	0:48,040	0:17,396	0:15,858	0:14,786	0:47,518	0:17,175	0:15,618	0:14,725	0:47,844	0:17,154	0:15,860	0:14,830
Runde 8	0:47,457	0:16,938	0:15,712	0:14,787	0:47,638	0:17,114	0:15,791	0:14,733	0:47,359	0:16,979	0:15,631	0:14,749	0:47,868	0:17,355	0:15,739	0:14,774
Runde 9	0:47,460	0:17,067	0:15,687	0:14,706	0:47,448	0:16,983	0:15,708	0:14,757	0:47,364	0:17,053	0:15,525	0:14,786	0:47,774	0:17,147	0:15,813	0:14,814
Runde 10	0:47,615	0:17,106	0:15,749	0:14,760	0:47,902	0:17,398	0:15,793	0:14,711	0:47,201	0:16,933	0:15,568	0:14,700	0:47,953	0:17,436	0:15,726	0:14,791
Runde 11	0:47,392	0:16,960	0:15,691	0:14,741	0:47,588	0:17,013	0:15,726	0:14,849	0:47,350	0:16,937	0:15,630	0:14,783	0:47,567	0:16,981	0:15,795	0:14,791
Runde 12	0:47,426	0:16,956	0:15,788	0:14,682	0:47,393	0:17,009	0:15,671	0:14,713	0:48,940	0:17,321	0:16,209	0:15,410	0:47,457	0:16,976	0:15,796	0:14,685
Runde 13	0:47,232	0:16,961	0:15,604	0:14,667	0:47,378	0:17,012	0:15,689	0:14,677	0:48,297	0:17,801	0:15,667	0:14,829	0:48,339	0:17,670	0:15,888	0:14,781
Runde 14	0:47,412	0:16,996	0:15,673	0:14,743	0:47,283	0:16,991	0:15,617	0:14,675	0:47,632	0:17,005	0:15,743	0:14,884	0:47,515	0:17,083	0:15,649	0:14,783
Runde 15	0:47,314	0:16,908	0:15,660	0:14,746	0:47,270	0:17,011	0:15,599	0:14,660	0:48,048	0:17,053	0:16,111	0:14,884	0:47,613	0:17,023	0:15,878	0:14,712
Runde 16	0:48,074	0:16,964	0:16,368	0:14,742	0:47,401	0:16,949	0:15,725	0:14,727	0:47,876	0:17,650	0:15,555	0:14,671	0:47,597	0:17,027	0:15,855	0:14,715
Runde 17	0:47,269	0:16,934	0:15,643	0:14,692	0:47,412	0:17,012	0:15,733	0:14,667	0:47,428	0:17,162	0:15,528	0:14,738	0:47,701	0:17,198	0:15,687	0:14,816
Runde 18	0:47,451	0:17,072	0:15,679	0:14,700	0:47,592	0:17,119	0:15,698	0:14,775	0:47,761	0:16,942	0:15,563	0:15,256	0:47,472	0:17,019	0:15,686	0:14,767
Runde 19	0:47,307	0:16,968	0:15,672	0:14,667	0:47,478	0:17,030	0:15,694	0:14,754	0:48,373	0:17,858	0:15,756	0:14,759	0:47,673	0:17,148	0:15,714	0:14,811
Runde 20	0:47,470	0:16,973	0:15,741	0:14,756	0:47,471	0:16,993	0:15,767	0:14,711	0:48,217	0:17,417	0:15,688	0:15,112	0:47,701	0:17,231	0:15,767	0:14,703
Runde 21	0:47,476	0:16,972	0:15,683	0:14,821	0:47,485	0:16,990	0:15,755	0:14,740	0:47,466	0:17,052	0:15,635	0:14,779	0:47,938	0:17,043	0:15,784	0:15,111

## R 15 DSKG (KZ2) Race 1

## Die schnellsten Zeiten

Ort	Nr. Fahrername	Zeit	Streckenl.	ø Speed
Ziel	334 Lehner,Franz	0:46,681	1190 m	91,8 km/h
Sektion 1	334 Lehner,Franz	0:16,693	452 m	97,5 km/h
Sektion 2	321 Denner,Emilien	0:15,407	368 m	86,0 km/h
Sektion 3	301 Himmels,Yannik	0:13,505	370 m	98,6 km/h

	Strm.317 Wagner,Fabio DEU KSM Schumacher Racing Team				Strm.308 Skeed, ITA Renda Motorsport S.A.S.				Strm.369 Drowing,Pascal DEU Van Woerden Racing				Strm.322 Fusco,Giuseppe ITA Renda Motorsport S.A.S.				Strm.304 Beyerlein,Patrick DEU BEYMO-Kartracing			
	theoretisch mögliche Bestzeit	Sektion 1	Sektion 2	Sektion 3	theoretisch mögliche Bestzeit	Sektion 1	Sektion 2	Sektion 3	theoretisch mögliche Bestzeit	Sektion 1	Sektion 2	Sektion 3	theoretisch mögliche Bestzeit	Sektion 1	Sektion 2	Sektion 3	theoretisch mögliche Bestzeit	Sektion 1	Sektion 2	Sektion 3
best	0:47,484	0:16,994	0:15,693	0:14,735	0:47,302	0:16,876	0:15,712	0:14,692	0:47,506	0:16,991	0:15,710	0:14,764	0:47,339	0:16,919	0:15,584	0:14,642	0:47,465	0:17,010	0:15,678	0:14,719
Runde 1	0:53,590	0:20,646	0:17,084	0:15,910	0:54,019	0:21,149	0:17,260	0:15,610	0:55,027	0:21,665	0:17,488	0:15,924	0:55,440	0:22,262	0:17,606	0:15,572	0:54,363	0:21,736	0:17,097	0:15,550
Runde 2	0:51,881	0:18,717	0:17,723	0:15,441	0:50,468	0:18,362	0:16,660	0:15,446	0:50,346	0:17,953	0:16,595	0:15,798	0:50,387	0:18,405	0:16,583	0:15,399	0:50,114	0:17,746	0:16,891	0:15,477
Runde 3	0:48,702	0:17,504	0:16,094	0:15,104	0:50,123	0:18,149	0:16,414	0:15,560	0:49,669	0:17,885	0:16,684	0:15,100	0:49,410	0:17,943	0:16,501	0:14,966	0:49,471	0:17,676	0:16,126	0:15,669
Runde 4	0:48,219	0:17,278	0:15,947	0:14,994	0:49,317	0:18,032	0:16,344	0:14,941	0:48,786	0:17,211	0:16,496	0:15,079	0:48,797	0:17,393	0:16,517	0:14,887	0:48,434	0:17,580	0:15,940	0:14,914
Runde 5	0:48,142	0:17,127	0:15,962	0:15,053	0:48,746	0:17,486	0:16,267	0:14,993	0:48,160	0:17,282	0:15,950	0:14,928	0:48,073	0:17,274	0:16,006	0:14,793	0:47,769	0:17,141	0:15,829	0:14,799
Runde 6	0:47,927	0:17,282	0:15,806	0:14,839	0:47,960	0:17,177	0:15,926	0:14,857	0:48,439	0:17,173	0:16,178	0:15,088	0:47,689	0:17,103	0:15,826	0:14,760	0:48,594	0:17,860	0:15,863	0:14,871
Runde 7	0:47,752	0:17,025	0:15,844	0:14,883	0:47,921	0:17,195	0:15,814	0:14,912	0:47,878	0:17,263	0:15,718	0:14,897	0:47,871	0:17,174	0:15,883	0:14,814	0:48,108	0:17,502	0:15,790	0:14,816
Runde 8	0:47,596	0:17,014	0:15,745	0:14,837	0:47,735	0:17,084	0:15,815	0:14,836	0:47,908	0:17,054	0:15,786	0:15,068	0:47,595	0:17,035	0:15,738	0:14,822	0:47,533	0:17,081	0:15,678	0:14,774
Runde 9	0:47,484	0:17,001	0:15,693	0:14,790	0:47,508	0:17,029	0:15,740	0:14,739	0:47,659	0:17,088	0:15,743	0:14,828	0:47,496	0:17,045	0:15,727	0:14,724	0:47,879	0:17,421	0:15,739	0:14,719
Runde 10	0:48,060	0:17,418	0:15,842	0:14,800	0:47,302	0:16,876	0:15,725	0:14,701	0:47,758	0:17,106	0:15,710	0:14,942	0:47,396	0:16,984	0:15,706	0:14,706	0:47,465	0:17,013	0:15,701	0:14,751
Runde 11	0:48,242	0:17,292	0:15,833	0:15,117	0:47,566	0:16,903	0:15,864	0:14,799	0:47,720	0:17,162	0:15,731	0:14,827	0:47,419	0:16,972	0:15,685	0:14,762	0:47,617	0:17,106	0:15,693	0:14,818
Runde 12	0:49,061	0:17,467	0:16,186	0:15,408	0:47,491	0:16,882	0:15,821	0:14,788	0:47,676	0:17,090	0:15,782	0:14,804	0:47,511	0:16,934	0:15,771	0:14,806	0:48,113	0:17,140	0:15,813	0:15,160
Runde 13	0:48,016	0:17,566	0:15,710	0:14,740	0:50,741	0:17,488	0:15,828	0:17,425	0:47,554	0:17,047	0:15,743	0:14,764	0:48,195	0:17,793	0:15,753	0:14,649	0:49,819	0:18,301	0:15,813	0:15,705
Runde 14	0:47,759	0:17,005	0:15,874	0:14,880	0:47,567	0:17,078	0:15,712	0:14,777	0:48,089	0:17,133	0:15,785	0:15,171	0:47,660	0:17,255	0:15,668	0:14,737	0:47,894	0:17,268	0:15,812	0:14,814
Runde 15	0:47,806	0:17,056	0:15,940	0:14,810	0:47,605	0:17,186	0:15,727	0:14,692	0:47,718	0:17,178	0:15,711	0:14,829	0:47,676	0:17,122	0:15,870	0:14,684	0:47,526	0:17,010	0:15,790	0:14,726
Runde 16	0:47,506	0:17,006	0:15,765	0:14,735	0:47,523	0:16,918	0:15,851	0:14,754	0:47,652	0:17,115	0:15,724	0:14,813	0:47,631	0:17,114	0:15,729	0:14,788	0:48,272	0:17,676	0:15,799	0:14,797
Runde 17	0:47,500	0:16,994	0:15,746	0:14,760	0:48,378	0:17,715	0:15,937	0:14,726	0:49,476	0:18,556	0:16,115	0:14,805	0:47,342	0:16,919	0:15,735	0:14,688	0:50,278	0:18,859	0:16,505	0:14,914
Runde 18	0:47,925	0:17,027	0:15,784	0:15,114	0:47,628	0:17,075	0:15,802	0:14,751	0:47,506	0:16,991	0:15,725	0:14,790	0:47,714	0:17,059	0:15,792	0:14,863	0:47,565	0:17,095	0:15,693	0:14,777
Runde 19	0:48,726	0:17,816	0:15,840	0:15,070	0:47,474	0:16,980	0:15,742	0:14,752	0:47,712	0:17,040	0:15,840	0:14,832	0:47,782	0:17,367	0:15,741	0:14,674	0:47,777	0:17,148	0:15,815	0:14,814
Runde 20	0:49,113	0:17,228	0:16,981	0:14,904	0:47,551	0:16,990	0:15,814	0:14,747	0:47,734	0:17,112	0:15,772	0:14,850	0:47,339	0:17,113	0:15,584	0:14,642	0:47,730	0:17,107	0:15,815	0:14,808
Runde 21	0:48,185	0:17,000	0:16,081	0:15,104	0:47,583	0:16,973	0:15,802	0:14,808	0:47,576	0:17,054	0:15,743	0:14,779	0:47,399	0:17,023	0:15,647	0:14,729	0:47,718	0:17,078	0:15,806	0:14,834



**R 15 DSKG (KZ2) Race 1**

Die schnellsten Zeiten

Ort	Nr. Fahrername	Zeit	Streckenl.	ø Speed
Ziel	334 Lehner,Franz	0:46,681	1190 m	91,8 km/h
Sektion 1	334 Lehner,Franz	0:16,693	452 m	97,5 km/h
Sektion 2	321 Denner,Emilien	0:15,407	368 m	86,0 km/h
Sektion 3	301 Himmels,Yannik	0:13,505	370 m	98,6 km/h

	Snr.301 Himmels,Yannik DEU Valier Motorsport			Snr.320 Fredriksson,Lukas SWE JP Racing			Snr.307 Schröder,Tim DEU Mach1 Motorsport			Snr.330 Walsh,Ian IRL Ian Walsh			Snr.327 Jonsson,Lukas SWE JP Racing		
	theoretisch mögliche Bestzeit	Ziel	Sektion 3	theoretisch mögliche Bestzeit	Ziel	Sektion 3	theoretisch mögliche Bestzeit	Ziel	Sektion 3	theoretisch mögliche Bestzeit	Ziel	Sektion 3	theoretisch mögliche Bestzeit	Ziel	Sektion 3
best	0:47,540	0:16,983	0:15,677	0:47,570	0:16,991	0:14,739	0:47,716	0:17,121	0:15,749	0:47,788	0:17,096	0:14,685	0:48,018	0:17,140	0:15,863
Runde 1	0:50,334	0:18,350	0:16,591	0:51,801	0:19,121	0:15,525	0:55,286	0:21,777	0:17,854	0:56,557	0:23,004	0:17,957	0:52,764	0:19,428	0:17,281
Runde 2	0:50,277			0:49,327	0:17,770	0:15,157	0:51,210	0:18,583	0:16,906	0:50,584	0:18,226	0:15,375	0:50,845	0:18,198	0:16,935
Runde 3	0:48,573	0:18,705	0:16,363	0:48,520	0:17,497	0:14,960	0:50,657	0:19,294	0:16,231	0:49,591	0:18,408	0:14,985	0:50,269	0:18,554	0:16,335
Runde 4	0:48,280	0:17,348	0:14,742	0:48,221	0:17,324	0:14,892	0:48,884	0:17,571	0:16,157	0:48,767	0:17,521	0:14,955	0:48,712	0:17,362	0:16,174
Runde 5	0:47,965	0:17,382	0:15,911	0:48,180	0:17,206	0:14,949	0:48,663	0:17,681	0:15,994	0:48,408	0:17,418	0:14,934	0:48,541	0:17,376	0:16,048
Runde 6	0:47,933	0:17,072	0:15,855	0:47,855	0:17,172	0:14,860	0:48,207	0:17,264	0:15,904	0:48,262	0:17,236	0:14,940	0:48,385	0:17,293	0:15,940
Runde 7	0:47,692	0:17,138	0:15,887	0:47,827	0:17,192	0:14,833	0:48,057	0:17,243	0:15,922	0:48,588	0:17,277	0:15,027	0:48,118	0:17,150	0:15,920
Runde 8	0:47,560	0:17,069	0:15,747	0:48,414	0:17,560	0:15,046	0:47,991	0:17,269	0:15,837	0:48,038	0:17,138	0:15,068	0:48,828	0:17,209	0:15,898
Runde 9	0:48,081	0:16,983	0:15,738	0:47,683	0:17,114	0:14,817	0:48,695	0:17,566	0:16,127	0:48,153	0:17,390	0:14,799	0:48,367	0:17,277	0:16,090
Runde 10	0:48,687	0:17,412	0:15,837	0:47,689	0:17,232	0:14,757	0:47,900	0:17,215	0:15,811	0:48,229	0:17,709	0:14,685	0:48,206	0:17,235	0:15,935
Runde 11	0:47,561	0:17,974	0:15,759	0:47,879	0:17,309	0:14,802	0:47,856	0:17,289	0:15,749	0:48,037	0:17,399	0:14,836	0:48,257	0:17,160	0:16,046
Runde 12	0:47,670	0:17,036	0:15,759	0:48,168	0:17,176	0:15,101	0:48,038	0:17,169	0:15,926	0:48,051	0:17,254	0:14,914	0:48,097	0:17,150	0:15,908
Runde 13	0:47,608	0:17,108	0:15,727	0:47,806	0:17,020	0:14,855	0:47,831	0:17,177	0:15,858	0:47,904	0:17,105	0:14,871	0:48,166	0:17,283	0:15,875
Runde 14	0:47,540	0:17,046	0:15,780	0:48,092	0:17,102	0:15,005	0:48,075	0:17,267	0:15,844	0:48,539	0:17,169	0:15,021	0:48,242	0:17,233	0:15,972
Runde 15	0:47,594	0:17,013	0:15,746	0:48,014	0:17,327	0:14,803	0:47,829	0:17,126	0:15,781	0:49,922	0:17,234	0:15,044	0:48,018	0:17,140	0:15,863
Runde 16	0:49,027	0:17,070	0:15,677	0:47,591	0:16,991	0:14,739	0:47,716	0:17,131	0:15,783	0:47,858	0:17,218	0:14,792	0:50,379	0:18,005	0:17,357
Runde 17	0:47,681	0:17,547	0:16,420	0:47,570	0:17,130	0:14,763	0:47,758	0:17,160	0:15,749	0:47,831	0:17,133	0:14,858	0:48,308	0:17,262	0:15,981
Runde 18	0:47,743	0:17,099	0:15,798	0:47,923	0:17,120	0:14,811	0:48,008	0:17,170	0:15,972	0:48,172	0:17,313	0:14,908	0:48,099	0:17,145	0:15,954
Runde 19	0:47,664	0:17,204	0:15,791	0:47,878	0:17,168	0:14,819	0:47,730	0:17,121	0:15,818	0:47,954	0:17,288	0:14,834	0:48,372	0:17,327	0:16,013
Runde 20	0:47,870	0:17,147	0:15,749	0:47,805	0:17,087	0:14,935	0:48,658	0:17,209	0:16,418	0:48,288	0:17,267	0:15,105	0:48,401	0:17,209	0:16,098
Runde 21	0:17,126	0:15,957		0:47,785	0:17,096	0:14,803	0:47,829	0:17,138	0:15,897	0:47,788	0:17,096	0:14,856	0:48,354	0:17,245	0:16,112



**R 15 DSKG (KZ2) Race 1**

Die schnellsten Zeiten

Ort	Nr. Fahrername	Zeit	Streckenl.	ø Speed
Ziel	334 Lehner,Franz	0:46,681	1190 m	91,8 km/h
Sektion 1	334 Lehner,Franz	0:16,693	452 m	97,5 km/h
Sektion 2	321 Denner,Emilien	0:15,407	368 m	86,0 km/h
Sektion 3	301 Himmels,Yannik	0:13,505	370 m	98,6 km/h

best	Smr.318 Dresden,Andreas DEU Valier Motorsport		Smr.335 Sager,Moritz AUT KSB RACING TEAM		Smr.303 Bröcker,Fabrice DEU Fabrice Bröcker		Smr.324 De Santis,Raffaele ITA SRP Racing Team											
	theoretisch mögliche Bestzeit	Ziel	theoretisch mögliche Bestzeit	Ziel	theoretisch mögliche Bestzeit	Ziel	theoretisch mögliche Bestzeit	Ziel										
Runde 1	0:47,806	0:17,148	0:15,792	0:14,848	0:52,550	0:20,501	0:16,522	0:15,527	0:47,788	Sektion 1	Sektion 2	Sektion 3	Ziel	Sektion 1	Sektion 2	Sektion 3	Ziel	
Runde 2	0:47,806	0:17,148	0:15,792	0:14,848	0:49,361	0:17,958	0:16,283	0:15,240	0:55,644	0:21,789	0:17,758	0:16,097	0:15,543	0:51,165	0:18,150	0:17,472	0:15,543	0:00,000
Runde 3	0:49,897	0:18,026	0:16,572	0:15,299	0:49,897	0:18,026	0:16,572	0:15,299	0:50,477	0:18,319	0:16,554	0:15,604	0:15,604	0:51,364	0:18,150	0:17,472	0:15,543	0:00,000
Runde 4	0:49,988	0:17,806	0:16,756	0:15,426	0:49,988	0:17,806	0:16,756	0:15,426	0:50,477	0:18,319	0:16,554	0:15,604	0:15,604	0:51,364	0:18,150	0:17,472	0:15,543	0:00,000
Runde 5	0:48,594	0:17,298	0:16,242	0:15,054	0:48,594	0:17,298	0:16,242	0:15,054	0:50,477	0:18,319	0:16,554	0:15,604	0:15,604	0:51,364	0:18,150	0:17,472	0:15,543	0:00,000
Runde 6	0:50,329	0:18,483	0:16,657	0:15,189	0:50,329	0:18,483	0:16,657	0:15,189	0:50,477	0:18,319	0:16,554	0:15,604	0:15,604	0:51,364	0:18,150	0:17,472	0:15,543	0:00,000
Runde 7	0:49,167	0:17,840	0:16,329	0:14,998	0:49,167	0:17,840	0:16,329	0:14,998	0:50,477	0:18,319	0:16,554	0:15,604	0:15,604	0:51,364	0:18,150	0:17,472	0:15,543	0:00,000
Runde 8	0:48,300	0:17,576	0:15,876	0:14,848	0:48,300	0:17,576	0:15,876	0:14,848	0:50,477	0:18,319	0:16,554	0:15,604	0:15,604	0:51,364	0:18,150	0:17,472	0:15,543	0:00,000
Runde 9	0:47,806	0:17,148	0:15,792	0:14,866	0:47,806	0:17,148	0:15,792	0:14,866	0:50,477	0:18,319	0:16,554	0:15,604	0:15,604	0:51,364	0:18,150	0:17,472	0:15,543	0:00,000
Runde 10	0:48,906	0:17,700	0:16,158	0:15,048	0:48,906	0:17,700	0:16,158	0:15,048	0:50,477	0:18,319	0:16,554	0:15,604	0:15,604	0:51,364	0:18,150	0:17,472	0:15,543	0:00,000
Runde 11	1:00,137	0:20,337	0:19,602	0:20,198	1:00,137	0:20,337	0:19,602	0:20,198	0:50,477	0:18,319	0:16,554	0:15,604	0:15,604	0:51,364	0:18,150	0:17,472	0:15,543	0:00,000
Runde 12																		

Strecke / track: 1190m  
 started: 33 classified: 33 not classified: 0

Pos	Str. Nr.	Fahrer / Driver	Nation	Bewerber/Sponsor	Nation	Lizenz/B-Lizenz	Chassis/Motor/Reifen	Runden Laps	Gesamtzeit Differenz	Abstand Gap	beste Runde best Lap	in R. in L.	o Geschw. o Speed
1	309	Kamali, Luka	DEU	TB Racing Team	DEU	IKB 1132678 KBF 1116906	CRG / TM / Vega	10			0:46,994	9	91,2 km/h
2	329	Trefilovs, Davids	DEU	SRP Racing Team	DEU	IKC1147656 KBF 1156791	CRG / TM / Vega	8	0:00,005	0:00,005	0:46,999	7	91,2 km/h
3	321	Denner, Emilien	FRA	CRG Holland	NLD	141283E1 15521	Kali Kart / TM / Vega	10	0:00,014	0:00,009	0:47,008	9	91,1 km/h
4	334	Lehner, Franz	AUT	BIREL ART RACING KSW	AUT	JK 2150 BK 102	BirelART / TM / Vega	11	0:00,025	0:00,011	0:47,019	10	91,1 km/h
5	323	Mähler, Tobias	DEU	Kartshop Ampfing	DEU	IKC 1155185 KBF 1108764	DR / TM / Vega	11	0:00,063	0:00,038	0:47,057	9	91,0 km/h
6	314	Ugran, Filip Ioan	ROU	R&R RACING TEAM	AUT	13i BK 031	BirelArt / TM / Vega	11	0:00,069	0:00,006	0:47,063	10	91,0 km/h
7	305	Langenbacher, Marvin	DEU	RS-Motorsport	DEU	IKC 1152544 KBF 1104126	CRG / TM / Vega	12	0:00,098	0:00,029	0:47,092	9	91,0 km/h
8	306	Curto, Alessio	DEU	Valier Motorsport	DEU	IKC 1125805 KBF 1063735	SODI / TM / Vega	11	0:00,209	0:00,111	0:47,203	11	90,8 km/h
9	333	Myszkier, Pawel	POL	Mach1 Motorsport	DEU	B27/208/K KBF 1005514	Mach1 / TM / Vega	11	0:00,270	0:00,061	0:47,264	7	90,6 km/h
10	319	Colakovic, Nermin	DEU	Solgat Motorsport	DEU	IKB 1165480 KBF 1079882	BirelArt / TM / Vega	10	0:00,280	0:00,010	0:47,274	9	90,6 km/h
11	331	Kindervater, Robert	DEU	BIREL ART RACING KSW	AUT	IKC 1133505 BK 102	BirelART / TM / Vega	10	0:00,289	0:00,009	0:47,283	9	90,6 km/h
12	318	Dresen, Andreas	DEU	Valier Motorsport	DEU	IKC 1116375 KBF 1063735	SODI / TM / Vega	11	0:00,357	0:00,068	0:47,351	9	90,5 km/h
13	324	De Santis, Raffaele	ITA	SRP Racing Team	DEU	355299 KBF 1156791	CRG / TM / Vega	10	0:00,389	0:00,032	0:47,383	10	90,4 km/h
14	317	Wagner, Fabio	DEU	KSM Schumacher Racing Team	DEU	IKC 1125482 KBF 1067587	Tony Kart / Vortex / Vega	11	0:00,414	0:00,025	0:47,408	10	90,4 km/h
15	312	Metz, Tim Mika	DEU	CRG -Performance	DEU	IKC 1149667 KBF 1168909	CRG / TM / Vega	11	0:00,438	0:00,024	0:47,432	9	90,3 km/h
16	311	Dreyspring, Christopher	DEU	CRG -Performance	DEU	IKC 1118587 KBF 1168909	CRG / TM / Vega	11	0:00,485	0:00,047	0:47,479	10	90,2 km/h
17	332	Tabakovic, Ronny	DEU	CKR Srl	ITA	IKC 1148046 300098	CKR / TM / Vega	9	0:00,580	0:00,095	0:47,574	6	90,0 km/h
18	302	Potman, Mark	NLD	CRG Holland	NLD	30972 15521	CRG / TM / Vega	11	0:00,583	0:00,003	0:47,577	8	90,0 km/h
19	326	Baranowski, Kevin	DEU	Solgat Motorsport	DEU	IKC 1117569 KBF 1079882	BirelART / TM / Vega	10	0:00,600	0:00,017	0:47,594	7	90,0 km/h
20	369	Drewing, Pascal	DEU	Van Woerden Racing	DEU	IKC 1147574 KBF 1188185	Praga / TM / Vega	11	0:00,612	0:00,012	0:47,606	11	90,0 km/h
21	308	Skeed,	ITA	Renda Motorsport S.A.S.	ITA	303544 322880	Formula K / Vortex / Vega	11	0:00,629	0:00,017	0:47,623	11	90,0 km/h
22	322	Fusco, Giuseppe	ITA	Renda Motorsport S.A.S.	ITA	339410 322880	CKR / Vortex / Vega	11	0:00,633	0:00,004	0:47,627	10	89,9 km/h
23	356	Steigerwald, Noah	DEU	Parolin Deutschland Team MSR WST	DEU	IKC 1174750 KBF 1156015	Parolin / TM / Vega	10	0:00,699	0:00,066	0:47,693	8	89,8 km/h
24	316	Schultheiss, Marcel	DEU	Mach1 Motorsport	DEU	IKC 1106945 KBF 1005514	Mach1 / TM / Vega	11	0:00,749	0:00,050	0:47,743	10	89,7 km/h
25	335	Sager, Moritz	AUT	KSB RACING TEAM	AUT	JK 2117 BK 002	Kosmic / Vortex / Vega	11	0:00,830	0:00,081	0:47,824	7	89,6 km/h
26	368	Hartmann, Rick	DEU	Team NKS	DEU	IKC 1145851 KBF 1050071	DR / TM / Vega	11	0:00,860	0:00,030	0:47,854	11	89,5 km/h
27	327	Jonsson, Lukas	SWE	JP Racing	SWE	2000009017955 105	Exprit / Vortex / Vega	11	0:01,013	0:00,153	0:48,007	11	89,2 km/h
28	320	Fredriksson, Lukas	SWE	JP Racing	SWE	200108090073 105	Exprit / Vortex / Vega	11	0:01,020	0:00,007	0:48,014	8	89,2 km/h
29	304	Beyerlein, Patrick	DEU	BEYMO-Kartracing	DEU	IKC 1041625 KBF 1160795	CRG / TM / Vega	11	0:01,048	0:00,028	0:48,042	11	89,2 km/h
30	303	Bröcker, Fabrice	DEU	Fabrice Bröcker	DEU	IKB 1107604 IKB 1107604	CRG / Vortex / Vega	10	0:01,123	0:00,075	0:48,117	10	89,0 km/h
31	307	Schröder, Tim	DEU	Mach1 Motorsport	DEU	IKB 1079850 KBF 1005514	Mach1 / TM / Vega	10	0:01,130	0:00,007	0:48,124	9	89,0 km/h
32	330	Walsh, Ian	IRL	Ian Walsh	IRL	1326 1326	Tony Kart / TM / Vega	10	0:01,266	0:00,136	0:48,260	6	88,8 km/h
33	301	Himmels, Yannik	DEU	Valier Motorsport	DEU	IKC 1147857 KBF 1063735	SODI / TM / Vega	8	0:01,412	0:00,146	0:48,406	5	88,5 km/h

Rennleitung: Rüdiger Luth Racedirektor: Thomas Lainer  
 Sportkommissare: Thomas Ferrero / Ulrich Bell / Franz-Josef Serr / FrankTautenhahn  
 Techn. Kommissare: H.-J. Dangers / A.Sengpiel / M. Grasshoff / C. Schmidt / D.Pietzko / W.Amend / M.Ambrosius  
 Zeitnahme: KART-DATA timing service Franz Schieszler / Manuela Hintner

## Warm Up DSKG (K22)

Strecke / track: 1190    started: 33    classified: 33    not classified: 0

Fahrername Driver	Kamali Luka	Trefilovs Davids	Denner Emilien	Lehner Franz	Mähler Tobias	Ugran Filip Ioan	Langenbacher Marvin	Curto Alessio	Myszkiar Pawel	Colakovic Nermin	Kindervater Robert	Dresen Andreas
schnellste in Runde	0:46,994 Rn. 9	0:46,999 Rn. 7	0:47,008 Rn. 9	0:47,019 Rn. 10	0:47,057 Rn. 9	0:47,063 Rn. 10	0:47,092 Rn. 9	0:47,203 Rn. 11	0:47,264 Rn. 7	0:47,274 Rn. 9	0:47,283 Rn. 9	0:47,351 Rn. 9
Speed	91,2 km/h	91,2 km/h	91,1 km/h	91,1 km/h	91,0 km/h	91,0 km/h	91,0 km/h	90,8 km/h	90,6 km/h	90,6 km/h	90,6 km/h	90,5 km/h
Lap 1	1:07,394	0:48,776	1:12,590	1:00,357	0:52,258	0:56,152	0:51,958	0:55,659	0:53,860	1:05,755	0:59,777	1:00,757
Lap 2	0:53,922	0:48,278	0:56,203	0:49,631	0:49,196	0:51,139	0:49,268	0:52,973	0:50,236	0:56,504	0:58,766	0:51,634
Lap 3	0:48,138	0:48,176	0:49,553	0:48,588	0:48,789	0:49,342	0:49,002	0:52,529	0:59,715	0:50,183	0:53,815	0:51,201
Lap 4	0:47,817	0:50,592	0:49,203	0:48,078	0:49,077	0:48,073	0:49,045	0:50,089	0:48,310	0:48,632	0:52,387	0:48,253
Lap 5	0:47,412	1:38,488	0:47,501	0:47,576	0:48,485	0:47,365	0:47,831	0:49,331	0:47,695	0:47,845	0:48,431	0:48,105
Lap 6	0:47,226	0:47,255	0:47,269	0:47,492	0:47,625	0:47,266	0:47,604	0:47,775	0:47,566	0:47,658	0:47,907	0:48,004
Lap 7	0:47,070	0:46,999	0:47,095	0:47,340	0:47,570	0:47,123	0:47,391	0:50,177	0:47,264	0:47,612	0:47,307	0:47,951
Lap 8	0:47,364	0:47,344	0:47,124	0:47,167	0:47,239	0:47,145	0:47,165	0:47,296	0:47,366	0:47,386	0:47,568	0:47,684
Lap 9	0:46,994		0:47,008	0:47,057	0:47,057	0:47,075	0:47,092	0:47,297	0:47,642	0:47,274	0:47,283	0:47,351
Lap 10	0:47,051		0:50,962	0:47,019	0:47,072	0:47,063	0:47,254	0:47,211	0:47,268	0:52,313	1:10,371	0:47,711
Lap 11				0:48,240	0:48,297	0:54,641	0:47,219	0:47,203	0:49,651			
Lap 12							0:50,265					

## Warm Up DSKC (K22)

Strecke / track: 1190		started: 33		classified: 33		not classified: 0						
Fahrername Driver	De Santis Raffaele	Wagner Fabio	Metz Tim Mika	Dreyspring Christopher	Tabakovic Ronny	Potman Mark	Baranowski Kevin	Drewing Pascal	Skeed	Fusco Giuseppe	Steigerwald Noah	Schultheiss Marcel
schnellste in Runde	0:47,383 Rn. 10	0:47,408 Rn. 10	0:47,432 Rn. 9	0:47,479 Rn. 10	0:47,574 Rn. 6	0:47,577 Rn. 8	0:47,594 Rn. 7	0:47,606 Rn. 11	0:47,623 Rn. 11	0:47,627 Rn. 10	0:47,693 Rn. 8	0:47,743 Rn. 10
Speed	90,4 km/h	90,4 km/h	90,3 km/h	90,2 km/h	90,0 km/h	90,0 km/h	90,0 km/h	90,0 km/h	90,0 km/h	89,9 km/h	89,8 km/h	89,7 km/h
Lap 1	1:11,136	0:57,949	1:00,625	0:56,233	0:58,760	0:56,244	1:10,464	0:56,237	0:55,584	0:51,769	0:52,030	0:55,807
Lap 2	0:57,652	0:50,729	0:51,074	0:50,983	1:51,168	0:51,080	0:56,679	0:50,621	0:50,254	0:49,504	0:50,467	0:51,067
Lap 3	0:51,365	0:48,698	0:48,961	0:48,849	0:48,374	0:49,143	0:52,778	0:49,199	0:48,931	0:49,002	0:49,580	0:48,789
Lap 4	0:50,359	0:48,252	0:48,682	0:48,890	0:48,372	0:48,605	0:51,292	0:48,552	0:48,528	0:48,983	0:48,674	0:48,703
Lap 5	0:48,643	0:53,961	0:48,708	0:48,554	0:47,724	0:48,345	0:48,782	0:48,197	0:48,136	0:48,065	0:48,473	0:48,040
Lap 6	0:48,034	0:47,706	0:49,093	0:48,193	0:47,574	0:47,977	0:48,150	0:47,998	0:48,012	0:48,438	0:48,009	0:53,994
Lap 7	0:47,704	0:47,616	0:47,664	0:47,512	0:48,275	0:48,029	0:47,594	0:48,074	0:47,923	0:48,129	0:48,497	0:48,185
Lap 8	0:47,593	0:47,610	0:47,689	0:47,758	0:47,592	0:47,577	0:48,768	0:47,882	0:47,730	0:51,152	0:47,693	0:47,784
Lap 9	0:47,538	0:47,575	0:47,432	0:47,481	0:52,746	0:47,662	0:47,600	0:47,765	0:49,383	0:48,324	0:49,061	0:47,749
Lap 10	0:47,383	0:47,408	0:48,134	0:47,472		0:54,911	0:48,364	0:47,709	0:47,780	0:47,627	0:47,773	0:47,743
Lap 11		0:47,594	0:47,701	0:47,574		0:48,744		0:47,606	0:47,623	0:47,706		0:47,966
Lap 12												



## Warm Up DSKC (K22)

Strecke / track: 1190    started: 33    classified: 33    not classified: 0

Fahrername Driver	Sager Moritz	Hartmann Rick	Jonsson Lukas	Fredriksson Lukas	Beyerlein Patrick	Bröcker Fabrice	Schröder Tim	Walsh Ian	Himmels Yannik
schnellste Runde in Runde	0:47,824 Rn. 7	0:47,854 Rn. 11	0:48,007 Rn. 11	0:48,014 Rn. 8	0:48,042 Rn. 11	0:48,117 Rn. 10	0:48,124 Rn. 9	0:48,260 Rn. 6	0:48,406 Rn. 5
Speed	89,6 km/h	89,5 km/h	89,2 km/h	89,2 km/h	89,2 km/h	89,0 km/h	89,0 km/h	88,8 km/h	88,5 km/h
Lap 1	0:53,472	0:52,472	0:55,682	0:58,804	0:55,224	0:59,558	0:52,911	0:59,562	1:02,242
Lap 2	0:50,728	0:50,279	0:52,551	0:50,081	0:51,274	0:54,353	0:49,712	0:54,588	0:50,228
Lap 3	0:49,482	0:49,732	0:49,698	0:49,317	0:49,165	0:54,103	0:50,055	0:54,792	0:49,374
Lap 4	0:48,579	0:49,204	0:49,014	0:48,936	0:48,737	0:49,216	0:48,843	0:48,837	0:48,692
Lap 5	0:48,318	0:48,438	0:49,913	0:48,652	0:48,311	0:49,052	0:48,777	0:50,399	0:48,406
Lap 6	0:48,240	0:54,890	0:49,254	0:48,724	0:48,182	0:48,539	0:48,594	0:48,260	0:50,860
Lap 7	0:47,824	0:48,055	0:49,163	0:48,309	0:48,694	0:48,121	0:48,384	0:49,458	3:08,705
Lap 8	0:48,070	0:48,031	0:48,320	0:48,014	0:48,060	0:48,289	0:49,729	0:50,666	0:49,977
Lap 9	0:47,968	0:48,229	0:48,516	0:48,333	0:48,247	0:48,129	0:48,124	0:48,536	
Lap 10	0:48,337	0:47,938	0:48,578	0:48,336	0:48,124	0:48,117	0:49,345	0:48,572	
Lap 11	1:23,520	0:47,854	0:48,007	0:48,440	0:48,042				
Lap 12									

**Warm Up DSKG (K22)**

Ziel		Sektion 1		Sektion 2		Sektion 3	
Fahrername	Zeit	Fahrername	Zeit	Fahrername	Zeit	Fahrername	Zeit
1 309 Kamali,Luka	0:46,994	314 Ugran,Filip Ioan	0:16,785	321 Denner,Emilien	0:15,530	334 Lehner,Franz	0:14,446
2 329 Trefilovs,David	0:46,999	334 Lehner,Franz	0:16,789	329 Trefilovs,David	0:15,555	314 Ugran,Filip Ioan	0:14,524
3 321 Denner,Emilien	0:47,008	321 Denner,Emilien	0:16,807	334 Lehner,Franz	0:15,557	309 Kamali,Luka	0:14,558
4 334 Lehner,Franz	0:47,019	309 Kamali,Luka	0:16,818	333 Myszkier,Pawel	0:15,562	305 Langenbacher,Marvin	0:14,570
5 323 Mähler,Tobias	0:47,057	329 Trefilovs,David	0:16,835	306 Curto,Alessio	0:15,572	321 Denner,Emilien	0:14,573
6 314 Ugran,Filip Ioan	0:47,063	323 Mähler,Tobias	0:16,852	331 Kindervater,Robert	0:15,575	329 Trefilovs,David	0:14,586
7 305 Langenbacher,Marvin	0:47,092	311 Dreyspring,Christopher	0:16,903	305 Langenbacher,Marvin	0:15,579	306 Curto,Alessio	0:14,592
8 306 Curto,Alessio	0:47,203	333 Myszkier,Pawel	0:16,919	323 Mähler,Tobias	0:15,585	323 Mähler,Tobias	0:14,607
9 333 Myszkier,Pawel	0:47,264	318 Dresen,Andreas	0:16,924	314 Ugran,Filip Ioan	0:15,593	322 Fusco,Giuseppe	0:14,636
10 319 Colakovic,Nermin	0:47,274	331 Kindervater,Robert	0:16,925	309 Kamali,Luka	0:15,603	331 Kindervater,Robert	0:14,646
11 331 Kindervater,Robert	0:47,283	305 Langenbacher,Marvin	0:16,926	332 Tabakovic,Romy	0:15,609	319 Colakovic,Nermin	0:14,656
12 318 Dresen,Andreas	0:47,351	306 Curto,Alessio	0:16,926	319 Colakovic,Nermin	0:15,633	333 Myszkier,Pawel	0:14,658
13 324 De Santis,Raffaele	0:47,383	317 Wagner,Fabio	0:16,939	318 Dresen,Andreas	0:15,639	318 Dresen,Andreas	0:14,712
14 317 Wagner,Fabio	0:47,408	326 Baranowski,Kevin	0:16,964	311 Dreyspring,Christopher	0:15,642	324 De Santis,Raffaele	0:14,718
15 312 Metz,Tim Mika	0:47,432	312 Metz,Tim Mika	0:16,977	317 Wagner,Fabio	0:15,646	368 Hartmann,Rick	0:14,732
16 311 Dreyspring,Christopher	0:47,479	332 Tabakovic,Romy	0:16,979	324 De Santis,Raffaele	0:15,664	302 Potman,Mark	0:14,735
17 332 Tabakovic,Romy	0:47,574	319 Colakovic,Nermin	0:16,985	312 Metz,Tim Mika	0:15,680	332 Tabakovic,Romy	0:14,743
18 302 Potman,Mark	0:47,577	369 Drawing,Pascal	0:16,985	369 Drawing,Pascal	0:15,684	317 Wagner,Fabio	0:14,760
19 326 Baranowski,Kevin	0:47,594	308 Skeed,	0:16,993	308 Skeed,	0:15,720	369 Drawing,Pascal	0:14,762
20 369 Drawing,Pascal	0:47,606	324 De Santis,Raffaele	0:17,001	326 Baranowski,Kevin	0:15,725	312 Metz,Tim Mika	0:14,775
21 308 Skeed,	0:47,623	316 Schultheiss,Marcel	0:17,001	356 Steigerwald,Noah	0:15,771	326 Baranowski,Kevin	0:14,784
22 322 Fusco,Giuseppe	0:47,627	302 Potman,Mark	0:17,042	316 Schultheiss,Marcel	0:15,776	311 Dreyspring,Christopher	0:14,787
23 356 Steigerwald,Noah	0:47,693	356 Steigerwald,Noah	0:17,055	302 Potman,Mark	0:15,780	316 Schultheiss,Marcel	0:14,803
24 316 Schultheiss,Marcel	0:47,743	322 Fusco,Giuseppe	0:17,059	368 Hartmann,Rick	0:15,819	356 Steigerwald,Noah	0:14,809
25 335 Sager,Moritz	0:47,824	327 Jonsson,Lukas	0:17,095	307 Schröder,Tim	0:15,820	335 Sager,Moritz	0:14,812
26 368 Hartmann,Rick	0:47,954	368 Hartmann,Rick	0:17,118	335 Sager,Moritz	0:15,845	330 Walsh,Ian	0:14,819
27 327 Jonsson,Lukas	0:48,007	335 Sager,Moritz	0:17,139	327 Jonsson,Lukas	0:15,866	308 Skeed,	0:14,821
28 320 Fredriksson,Lukas	0:48,014	304 Beyerlein,Patrick	0:17,145	320 Fredriksson,Lukas	0:15,874	320 Fredriksson,Lukas	0:14,882
29 304 Beyerlein,Patrick	0:48,042	303 Bröcker,Fabrice	0:17,181	322 Fusco,Giuseppe	0:15,894	304 Beyerlein,Patrick	0:14,890
30 303 Bröcker,Fabrice	0:48,117	320 Fredriksson,Lukas	0:17,185	303 Bröcker,Fabrice	0:15,911	307 Schröder,Tim	0:14,893
31 307 Schröder,Tim	0:48,124	330 Walsh,Ian	0:17,252	304 Beyerlein,Patrick	0:15,948	303 Bröcker,Fabrice	0:14,932
32 330 Walsh,Ian	0:48,260	301 Himmels,Yannik	0:17,379	330 Walsh,Ian	0:15,991	327 Jonsson,Lukas	0:14,985
33 301 Himmels,Yannik	0:48,406	307 Schröder,Tim	0:17,403	301 Himmels,Yannik	0:15,992	301 Himmels,Yannik	0:14,985

**Warm Up DSKC (K22)**

Die schnellsten Zeiten

Ort	Nr. Fahrername	Zeit	Streckenl.	ø Speed
Ziel	309 Kamali, Luka	0:46,994	1190 m	91,2 km/h
Sektion 1	314 Ugron, Filip Ioon	0:16,785	452 m	96,9 km/h
Sektion 2	321 Denner, Emilien	0:15,530	368 m	85,3 km/h
Sektion 3	334 Lehner, Franz	0:14,446	370 m	92,2 km/h

	Snr.309 Kamali,Luka DEU TB Racing Team		Snr.329 Trefflows, Davids DEU SRP Racing Team		Snr.321 Denner, Emilien FRA CRG Holland		Snr.334 Lehner, Franz AUT BIREL ART RACING KSW		Snr.323 Mühlner, Tobias DEU Kartshop Ampfing												
	theoretisch mögliche Bestzeit	Bestzeit	theoretisch mögliche Bestzeit	Bestzeit	theoretisch mögliche Bestzeit	Bestzeit	theoretisch mögliche Bestzeit	Bestzeit	theoretisch mögliche Bestzeit	Bestzeit											
best	0:46,994	0:16,818	0:15,603	0:14,558	0:46,999	0:16,835	0:15,555	0:14,586	0:47,008	0:16,807	0:15,530	0:14,573	0:47,019	0:16,789	0:15,557	0:14,446	0:47,057	0:16,852	0:15,585	0:14,607	
Runde 1	1:07,394	0:22,375	0:22,172	0:22,847	0:48,776	0:17,508	0:16,286	0:14,982	1:12,590	0:27,844	0:22,965	0:21,781	1:00,357	0:23,175	0:19,474	0:17,708	0:52,258	0:19,591	0:16,976	0:15,691	
Runde 2	0:53,922	0:20,471	0:18,042	0:15,409	0:48,278	0:17,281	0:16,172	0:14,825	0:56,203	0:23,222	0:17,486	0:15,495	0:49,631	0:17,926	0:16,497	0:15,208	0:49,196	0:17,769	0:16,263	0:15,164	
Runde 3	0:48,138	0:17,330	0:15,974	0:14,834	0:48,176	0:17,468	0:15,837	0:14,871	0:49,553	0:18,271	0:16,279	0:15,003	0:48,588	0:17,565	0:16,135	0:14,888	0:48,789	0:17,553	0:16,243	0:14,993	
Runde 4	0:47,817	0:17,159	0:15,894	0:14,764	0:50,592	0:18,898	0:16,056	0:15,638	0:49,203	0:17,434	0:16,639	0:15,130	0:48,078	0:17,313	0:15,974	0:14,791	0:49,077	0:18,069	0:15,854	0:15,154	
Runde 5	0:47,412	0:17,034	0:15,667	0:14,711	1:38,488	1:08,060	0:15,688	0:14,740	0:47,501	0:17,052	0:15,767	0:14,682	0:47,576	0:17,050	0:15,882	0:14,644	0:48,485	0:17,474	0:15,872	0:15,139	
Runde 6	0:47,226	0:16,867	0:15,739	0:14,620	0:47,255	0:16,845	0:15,638	0:14,772	0:47,269	0:16,931	0:15,684	0:14,654	0:47,492	0:17,067	0:15,771	0:14,654	0:47,570	0:17,149	0:15,778	0:14,698	
Runde 7	0:47,070	0:16,883	0:15,603	0:14,584	0:46,999	0:16,858	0:15,555	0:14,586	0:47,095	0:16,911	0:15,611	0:14,573	0:47,340	0:16,994	0:15,689	0:14,657	0:47,570	0:17,096	0:15,788	0:14,686	
Runde 8	0:47,364	0:16,905	0:15,800	0:14,659	0:47,344	0:16,835	0:15,631	0:14,878	0:47,124	0:16,807	0:15,621	0:14,696	0:47,167	0:16,928	0:15,642	0:14,597	0:47,239	0:16,901	0:15,660	0:14,678	
Runde 9	0:46,994	0:16,818	0:15,618	0:14,558	0:47,008	0:16,889	0:15,530	0:14,589	0:47,008	0:16,889	0:15,530	0:14,589	0:47,057	0:16,789	0:15,664	0:14,604	0:47,057	0:16,852	0:15,585	0:14,620	
Runde 10	0:47,051	0:16,829	0:15,646	0:14,576	0:50,962	0:16,892	0:15,544	0:18,526	0:50,962	0:16,892	0:15,544	0:18,526	0:47,019	0:17,016	0:15,557	0:14,446	0:47,072	0:16,853	0:15,612	0:14,607	
Runde 11																					
Runde 12																					



### Warm Up DSKC (KZZ)

Die schnellsten Zeiten

Ort	Nr. Fahrername	Zeit	Streckenl.	Ø Speed
Ziel	309 Kamali, Luka	0:46,994	1190 m	91,2 km/h
Sektion 1	314 Ugran, Filip Ioan	0:16,785	452 m	96,9 km/h
Sektion 2	321 Demner, Emilien	0:15,530	368 m	85,3 km/h
Sektion 3	334 Lehner, Franz	0:14,446	370 m	92,2 km/h

	Snr.314 Ugran,Filip Ioan ROU R&R RACING TEAM			Snr.305 Langenbacher,Marvin DEU RS-Motorsport			Snr.306 Curto,Alessio DEU Valier Motorsport			Snr.333 Myszkier,Pawel POL Mach1 Motorsport			Snr.319 Colakovic,Nermin DEU Solgat Motorsport			
	theoretisch mögliche Bestzeit	Sektion 1	Sektion 2	Sektion 3	theoretisch mögliche Bestzeit	Sektion 1	Sektion 2	Sektion 3	theoretisch mögliche Bestzeit	Sektion 1	Sektion 2	Sektion 3	theoretisch mögliche Bestzeit	Sektion 1	Sektion 2	Sektion 3
best	0:47,063	0:16,785	0:15,593	0:14,524	0:47,092	0:16,926	0:15,579	0:14,570	0:47,203	0:16,926	0:15,572	0:14,592	0:47,264	0:16,919	0:15,562	0:14,658
Runde 1	0:56,152	0:20,095	0:19,471	0:16,586	0:51,958	0:19,377	0:17,121	0:15,460	0:55,659	0:21,039	0:17,866	0:16,754	0:53,860	0:20,655	0:17,194	0:16,011
Runde 2	0:51,139	0:19,372	0:16,620	0:15,147	0:49,268	0:17,735	0:16,473	0:15,060	0:52,973	0:19,567	0:17,251	0:16,155	0:50,236	0:18,435	0:16,348	0:15,453
Runde 3	0:49,342	0:18,297	0:16,259	0:14,786	0:49,002	0:17,838	0:16,279	0:14,885	0:52,529	0:19,021	0:17,083	0:16,475	0:59,715	0:27,893	0:16,625	0:15,197
Runde 4	0:48,073	0:17,304	0:16,059	0:14,710	0:49,045	0:17,921	0:16,119	0:15,005	0:50,089	0:18,229	0:16,586	0:15,274	0:48,310	0:17,385	0:16,048	0:14,877
Runde 5	0:47,365	0:16,990	0:15,688	0:14,687	0:47,831	0:17,237	0:15,864	0:14,730	0:49,331	0:17,819	0:16,355	0:15,157	0:47,695	0:17,159	0:15,803	0:14,733
Runde 6	0:47,266	0:17,074	0:15,593	0:14,599	0:47,604	0:17,127	0:15,783	0:14,694	0:47,775	0:17,179	0:15,801	0:14,795	0:47,566	0:17,092	0:15,729	0:14,745
Runde 7	0:47,123	0:16,841	0:15,655	0:14,627	0:47,391	0:16,990	0:15,726	0:14,675	0:50,177	0:17,123	0:17,725	0:15,329	0:47,264	0:17,027	0:15,562	0:14,675
Runde 8	0:47,145	0:16,869	0:15,752	0:14,524	0:47,165	0:16,952	0:15,596	0:14,617	0:47,296	0:17,000	0:15,650	0:14,646	0:47,366	0:17,012	0:15,684	0:14,670
Runde 9	0:47,075	0:16,912	0:15,611	0:14,552	0:47,092	0:16,943	0:15,579	0:14,570	0:47,297	0:16,963	0:15,604	0:14,730	0:47,642	0:17,379	0:15,605	0:14,658
Runde 10	0:47,063	0:16,785	0:15,658	0:14,620	0:47,254	0:16,966	0:15,661	0:14,627	0:47,211	0:17,047	0:15,572	0:14,592	0:47,268	0:16,919	0:15,562	0:14,787
Runde 11	0:54,641	0:17,655	0:17,769	0:19,217	0:47,219	0:16,926	0:15,635	0:14,658	0:47,203	0:16,926	0:15,625	0:14,652	0:49,651	0:17,049	0:16,272	0:16,330
Runde 12					0:50,265	0:16,973	0:16,056	0:17,236								



### Warm Up DSKC (K22)

Die schnellsten Zeiten

Ort	Nr. Fahrername	Zeit	Streckenl.	Ø Speed
Ziel	309 Kamali, Luka	0:46,994	1190 m	91,2 km/h
Sektion 1	314 Ugron, Filip Ioon	0:16,785	452 m	96,9 km/h
Sektion 2	321 Demner, Emilien	0:15,530	368 m	85,3 km/h
Sektion 3	334 Lehner, Franz	0:14,446	370 m	92,2 km/h

	Smr.331 Kindervater, Robert DEU BIREL ART RACING KSW			Smr.318 Dresden, Andreas DEU Valier Motorsport			Smr.324 De Santis, Raffaele ITA SRP Racing Team			Smr.317 Wagner, Fabio DEU KSM Schumacher Racing Team			Smr.312 Metz, Tim Mika DEU CRG -Performance							
	theoretisch mögliche Bestzeit	Ziel	Bestzeit	theoretisch mögliche Bestzeit	Ziel	Bestzeit	theoretisch mögliche Bestzeit	Ziel	Bestzeit	theoretisch mögliche Bestzeit	Ziel	Bestzeit	theoretisch mögliche Bestzeit	Ziel	Bestzeit					
best	0:47,283	0:16,925	0:15,575	0:14,646	0:47,351	0:16,924	0:15,639	0:14,712	0:47,383	0:17,001	0:15,664	0:14,718	0:47,408	0:16,939	0:15,646	0:14,760	0:47,432	0:16,977	0:15,680	0:14,775
Runde 1	0:59,777	0:21,131	0:19,576	0:19,070	1:00,757	0:23,992	0:20,333	0:16,432	1:11,136	0:28,866	0:22,928	0:19,342	0:57,949	0:21,266	0:20,218	0:16,445	1:00,625	0:21,748	0:20,281	0:18,596
Runde 2	0:58,766	0:21,643	0:19,163	0:17,960	0:51,634	0:18,422	0:17,270	0:15,942	0:57,652	0:21,238	0:20,648	0:15,766	0:50,729	0:18,827	0:16,580	0:15,322	0:51,074	0:18,322	0:17,370	0:15,382
Runde 3	0:53,815	0:20,018	0:17,268	0:16,529	0:51,201	0:17,994	0:17,232	0:15,975	0:51,365	0:19,117	0:16,690	0:15,558	0:48,698	0:17,512	0:16,117	0:15,069	0:48,961	0:17,610	0:16,163	0:15,188
Runde 4	0:52,387	0:19,349	0:16,216	0:16,822	0:48,253	0:17,328	0:15,934	0:14,991	0:50,359	0:18,035	0:17,135	0:15,189	0:48,252	0:17,223	0:15,979	0:15,050	0:48,682	0:17,350	0:16,195	0:15,137
Runde 5	0:48,431	0:17,532	0:15,846	0:15,053	0:48,105	0:17,355	0:15,939	0:14,811	0:48,643	0:17,709	0:16,013	0:14,921	0:53,961	0:20,929	0:17,952	0:15,080	0:48,708	0:17,322	0:15,917	0:15,469
Runde 6	0:47,907	0:17,269	0:15,809	0:14,829	0:48,004	0:17,172	0:15,953	0:14,879	0:48,034	0:17,231	0:15,882	0:14,921	0:47,706	0:17,014	0:15,840	0:14,852	0:49,093	0:18,278	0:15,903	0:14,912
Runde 7	0:47,307	0:16,925	0:15,664	0:14,718	0:47,951	0:17,083	0:16,021	0:14,847	0:47,704	0:17,120	0:15,796	0:14,788	0:47,616	0:16,939	0:15,804	0:14,873	0:47,664	0:17,057	0:15,807	0:14,800
Runde 8	0:47,568	0:16,967	0:15,777	0:14,824	0:47,684	0:17,150	0:15,789	0:14,745	0:47,593	0:17,024	0:15,670	0:14,899	0:47,610	0:16,979	0:15,772	0:14,859	0:47,689	0:17,089	0:15,767	0:14,833
Runde 9	0:47,283	0:17,062	0:15,575	0:14,646	0:47,351	0:17,000	0:15,639	0:14,712	0:47,538	0:17,051	0:15,681	0:14,806	0:47,575	0:16,976	0:15,689	0:14,910	0:47,432	0:16,977	0:15,680	0:14,775
Runde 10	1:10,371	0:18,216	0:19,886	0:32,269	0:47,711	0:16,924	0:15,840	0:14,947	0:47,383	0:17,001	0:15,664	0:14,718	0:47,408	0:17,002	0:15,646	0:14,760	0:48,134	0:17,529	0:15,729	0:14,876
Runde 11					0:52,584	0:16,948	0:15,734	0:19,902									0:47,701	0:17,049	0:15,767	0:14,885
Runde 12																	0:47,594	0:17,103	0:15,677	0:14,814

### Warm Up DSKC (KZZ)

Die schnellsten Zeiten

Ort	Nr. Fahrername	Zeit	Streckenl.	Ø Speed
Ziel	309 Kamali, Luka	0:46,994	1190 m	91,2 km/h
Sektion 1	314 Ugron, Filip Ioon	0:16,785	452 m	96,9 km/h
Sektion 2	321 Demner, Emilien	0:15,530	368 m	85,3 km/h
Sektion 3	334 Lehner, Franz	0:14,446	370 m	92,2 km/h

	Snr.311 Dreyspring, Christopher DEU CRG -Performance		Snr.332 Tabakovic, Ronny DEU CKR Srl		Snr.302 Potman, Mark NLD CRG Holland		Snr.326 Baranowski, Kevin DEU Solgat Motorsport		Snr.369 Drowing, Pascal DEU Van Woerden Racing											
	theoretisch mögliche Bestzeit	Ziel	theoretisch mögliche Bestzeit	Ziel	theoretisch mögliche Bestzeit	Ziel	theoretisch mögliche Bestzeit	Ziel	theoretisch mögliche Bestzeit	Ziel										
best	0:47,479	0:16,903	0:15,642	0:14,787	0:47,574	0:16,979	0:15,609	0:14,743	0:47,577	0:17,042	0:15,780	0:14,735	0:47,594	0:16,964	0:15,725	0:14,784	0:47,606	0:16,985	0:15,684	0:14,762
Runde 1	0:56,233	0:22,049	0:18,164	0:16,020	0:58,760	0:20,398	0:19,143	0:19,219	0:56,244	0:21,048	0:18,632	0:16,564	1:10,464	0:28,731	0:22,736	0:18,997	0:56,237	0:22,441	0:18,146	0:15,650
Runde 2	0:50,983	0:17,934	0:17,608	0:15,441	1:51,168	1:19,404	0:16,525	0:15,239	0:51,080	0:18,325	0:17,297	0:15,458	0:56,679	0:20,930	0:20,930	0:17,666	0:50,621	0:18,619	0:16,628	0:15,374
Runde 3	0:48,849	0:17,549	0:16,209	0:15,091	0:48,374	0:17,448	0:16,059	0:14,867	0:49,143	0:17,747	0:16,306	0:15,090	0:52,778	0:19,785	0:17,326	0:15,667	0:49,199	0:17,651	0:16,355	0:15,193
Runde 4	0:48,890	0:17,689	0:16,286	0:14,915	0:48,372	0:17,552	0:15,968	0:14,852	0:48,605	0:17,469	0:16,226	0:14,910	0:51,292	0:18,368	0:17,202	0:15,722	0:48,552	0:17,462	0:16,064	0:15,026
Runde 5	0:48,554	0:17,580	0:15,947	0:15,027	0:47,724	0:17,172	0:15,768	0:14,784	0:48,345	0:17,267	0:16,206	0:14,872	0:48,782	0:17,734	0:16,084	0:14,964	0:48,197	0:17,361	0:15,892	0:14,944
Runde 6	0:48,193	0:17,556	0:15,784	0:14,853	0:47,574	0:16,979	0:15,712	0:14,883	0:47,977	0:17,119	0:15,996	0:14,862	0:48,150	0:17,171	0:15,949	0:15,030	0:47,998	0:17,156	0:15,860	0:14,982
Runde 7	0:47,512	0:17,066	0:15,648	0:14,798	0:48,275	0:17,432	0:16,100	0:14,743	0:48,029	0:17,261	0:15,948	0:14,820	0:47,594	0:17,058	0:15,752	0:14,784	0:48,074	0:17,290	0:15,850	0:14,934
Runde 8	0:47,758	0:17,130	0:15,798	0:14,830	0:47,592	0:17,058	0:15,609	0:14,925	0:47,577	0:17,062	0:15,780	0:14,735	0:48,768	0:16,964	0:15,822	0:15,982	0:47,882	0:17,231	0:15,816	0:14,835
Runde 9	0:47,481	0:16,903	0:15,728	0:14,850	0:52,746	0:17,244	0:18,675	0:16,827	0:47,662	0:17,042	0:15,785	0:14,835	0:47,600	0:17,035	0:15,774	0:14,791	0:47,765	0:17,166	0:15,721	0:14,878
Runde 10	0:47,479	0:17,020	0:15,672	0:14,787	0:54,911	0:18,202	0:20,078	0:16,631	0:54,911	0:18,202	0:20,078	0:16,631	0:48,364	0:17,056	0:15,725	0:15,583	0:47,709	0:17,137	0:15,810	0:14,762
Runde 11	0:47,574	0:17,070	0:15,642	0:14,862	0:48,744	0:17,165	0:15,838	0:15,741	0:48,744	0:17,165	0:15,838	0:15,741					0:47,606	0:16,985	0:15,684	0:14,937
Runde 12																				

### Warm Up DSKC (KZZ)

#### Die schnellsten Zeiten

Ort	Nr. Fahrername	Zeit	Streckenl.	Ø Speed
Ziel	309 Kamali, Luka	0:46,994	1190 m	91,2 km/h
Sektion 1	314 Ugron, Filip Ioon	0:16,785	452 m	96,9 km/h
Sektion 2	321 Demner, Emilien	0:15,530	368 m	85,3 km/h
Sektion 3	334 Lehner, Franz	0:14,446	370 m	92,2 km/h

Snr.308 Skeed, ITA Renda Motorsport S.A.S.		Snr.322 Fusco, Giuseppe ITA Renda Motorsport S.A.S.		Snr.356 Steigerwald, Noah DEU Parolin Deutschland Team MSR WST		Snr.316 Schultheiss, Marcell DEU Mach1 Motorsport		Snr.335 Sager, Moritz AUT KSB RACING TEAM				
theoretisch mögliche Bestzeit 0:47,534		theoretisch mögliche Bestzeit 0:47,589		theoretisch mögliche Bestzeit 0:47,635		theoretisch mögliche Bestzeit 0:47,580		theoretisch mögliche Bestzeit 0:47,796				
Ziel	Sektion 3	Ziel	Sektion 3	Ziel	Sektion 3	Ziel	Sektion 3	Ziel	Sektion 3			
best	0:47,623	0:16,993	0:15,720	0:14,821	0:47,627	0:17,059	0:15,894	0:14,636	0:47,824	0:17,139	0:15,845	0:14,812
Runde 1	0:55,584	0:21,095	0:18,439	0:16,050	0:51,769	0:19,287	0:16,976	0:15,506	0:53,472	0:19,863	0:17,642	0:15,967
Runde 2	0:50,254	0:18,061	0:16,951	0:15,242	0:49,504	0:17,929	0:16,408	0:15,167	0:50,728	0:18,473	0:16,717	0:15,538
Runde 3	0:48,931	0:17,622	0:16,220	0:15,089	0:49,002	0:17,726	0:16,302	0:14,974	0:49,482	0:17,968	0:16,403	0:15,111
Runde 4	0:48,528	0:17,407	0:16,151	0:14,970	0:48,983	0:17,783	0:16,197	0:15,003	0:48,579	0:17,519	0:16,124	0:14,936
Runde 5	0:48,136	0:17,217	0:16,014	0:14,905	0:48,065	0:17,196	0:16,095	0:14,774	0:48,318	0:17,391	0:15,877	0:15,050
Runde 6	0:48,012	0:17,148	0:15,921	0:14,943	0:48,438	0:17,197	0:16,087	0:15,154	0:48,240	0:17,331	0:15,958	0:14,951
Runde 7	0:47,973	0:17,144	0:15,853	0:14,926	0:48,129	0:17,323	0:15,921	0:14,885	0:47,824	0:17,139	0:15,873	0:14,812
Runde 8	0:47,730	0:17,086	0:15,783	0:14,861	0:51,152	0:17,133	0:16,391	0:17,628	0:48,070	0:17,365	0:15,890	0:14,815
Runde 9	0:49,383	0:17,110	0:15,720	0:16,553	0:48,324	0:17,398	0:16,109	0:14,817	0:47,968	0:17,283	0:15,845	0:14,840
Runde 10	0:47,780	0:17,115	0:15,844	0:14,821	0:47,627	0:17,097	0:15,894	0:14,636	0:48,337	0:17,501	0:15,915	0:14,921
Runde 11	0:47,623	0:16,993	0:15,745	0:14,885	0:47,706	0:17,059	0:15,904	0:14,743	1:23,520	0:17,520	0:20,605	0:45,395
Runde 12									0:47,966	0:17,001	0:15,776	0:15,189

**Warm Up DSKC (K22)**
**Die schnellsten Zeiten**

Ort	Nr. Fahrername	Zeit	Streckenl.	ø Speed
Ziel	309 Kamali, Luka	0:46,994	1190 m	91,2 km/h
Sektion 1	314 Ugron, Filip Ioon	0:16,785	452 m	96,9 km/h
Sektion 2	321 Demner, Emilien	0:15,530	368 m	85,3 km/h
Sektion 3	334 Lehner, Franz	0:14,446	370 m	92,2 km/h

	Snr.368 Hartmann,Rick DEU Team NKS			Snr.327 Jonsson,Lukas SWE JP Racing			Snr.320 Fredriksson,Lukas SWE JP Racing			Snr.304 Beyerlein,Patrick DEU BEYMO-Kartracing			Snr.303 Bröcker,Fabrice DEU Fabrice Bröcker							
	theoretisch mögliche Bestzeit	Ziel	Bestzeit	theoretisch mögliche Bestzeit	Ziel	Bestzeit	theoretisch mögliche Bestzeit	Ziel	Bestzeit	theoretisch mögliche Bestzeit	Ziel	Bestzeit	theoretisch mögliche Bestzeit	Ziel	Bestzeit					
best	0:47,854	0:17,118	0:15,819	0:14,732	0:48,007	0:17,095	0:15,866	0:14,985	0:48,014	0:17,185	0:15,874	0:14,882	0:48,042	0:17,145	0:15,948	0:14,890	0:48,117	0:17,181	0:15,911	0:14,932
Runde 1	0:52,472	0:19,808	0:17,111	0:15,553	0:55,682	0:22,326	0:17,689	0:15,667	0:58,804	0:25,560	0:17,590	0:15,654	0:55,224	0:21,823	0:17,878	0:15,523	0:59,558	0:22,159	0:19,337	0:18,062
Runde 2	0:50,279	0:18,401	0:16,618	0:15,260	0:52,551	0:19,402	0:17,075	0:16,074	0:50,081	0:18,194	0:16,535	0:15,352	0:51,274	0:18,956	0:16,803	0:15,515	0:54,353	0:20,083	0:18,234	0:16,036
Runde 3	0:49,732	0:17,656	0:16,427	0:15,649	0:49,698	0:17,979	0:16,430	0:15,289	0:49,317	0:17,791	0:16,267	0:15,259	0:49,165	0:17,702	0:16,296	0:15,167	0:54,103	0:21,226	0:17,321	0:15,556
Runde 4	0:49,204	0:17,655	0:16,142	0:15,407	0:49,014	0:17,566	0:16,335	0:15,113	0:48,936	0:17,533	0:16,199	0:15,204	0:48,737	0:17,490	0:16,227	0:15,020	0:49,216	0:17,702	0:16,268	0:15,246
Runde 5	0:48,438	0:17,221	0:16,078	0:15,139	0:49,913	0:18,368	0:16,203	0:15,342	0:48,652	0:17,557	0:16,062	0:15,033	0:48,311	0:17,287	0:16,109	0:14,915	0:49,052	0:17,815	0:16,171	0:15,066
Runde 6	0:54,890	0:23,678	0:16,242	0:14,970	0:49,254	0:17,654	0:16,389	0:15,211	0:48,724	0:17,530	0:16,184	0:15,010	0:48,182	0:17,182	0:16,069	0:14,931	0:48,539	0:17,260	0:16,319	0:14,960
Runde 7	0:48,055	0:17,287	0:15,922	0:14,846	0:49,163	0:17,734	0:16,103	0:15,326	0:48,309	0:17,393	0:16,034	0:14,882	0:48,694	0:17,507	0:16,140	0:15,047	0:48,121	0:17,181	0:15,956	0:14,984
Runde 8	0:48,031	0:17,204	0:15,971	0:14,856	0:48,320	0:17,253	0:16,082	0:14,985	0:48,014	0:17,185	0:15,940	0:14,889	0:48,060	0:17,162	0:15,948	0:14,950	0:48,289	0:17,278	0:15,999	0:15,012
Runde 9	0:48,229	0:17,118	0:15,930	0:15,181	0:48,516	0:17,204	0:16,095	0:15,217	0:48,333	0:17,249	0:16,169	0:14,915	0:48,247	0:17,145	0:16,109	0:14,993	0:48,129	0:17,286	0:15,911	0:14,932
Runde 10	0:47,938	0:17,387	0:15,819	0:14,732	0:48,578	0:17,701	0:15,866	0:15,011	0:48,336	0:17,300	0:15,874	0:15,162	0:48,124	0:17,183	0:15,999	0:14,942	0:48,117	0:17,251	0:15,921	0:14,945
Runde 11	0:47,854	0:17,195	0:15,862	0:14,797	0:48,007	0:17,095	0:15,881	0:15,031	0:48,440	0:17,477	0:15,956	0:15,007	0:48,042	0:17,161	0:15,991	0:14,890				
Runde 12																				



## Warm Up DSKC (KZZ)

## Die schnellsten Zeiten

Ort	Nr. Fahrername	Zeit	Streckenl.	Ø Speed
Ziel	309 Kamali, Luka	0:46,994	1190 m	91,2 km/h
Sektion 1	314 Ugron, Filip Ioon	0:16,785	452 m	96,9 km/h
Sektion 2	321 Demner, Emilien	0:15,530	368 m	85,3 km/h
Sektion 3	334 Lehner, Franz	0:14,446	370 m	92,2 km/h

Snr.307 Schröder, Tim DEU Mach1 Motorsport		Snr.330 Walsh, Ian IRL Ian Walsh		Snr.301 Himmels, Yannik DEU Valier Motorsport	
theoretisch mögliche Bestzeit	0:48,116	theoretisch mögliche Bestzeit	0:48,062	theoretisch mögliche Bestzeit	0:48,356
Ziel	Sektion 1 Sektion 2 Sektion 3	Ziel	Sektion 1 Sektion 2 Sektion 3	Ziel	Sektion 1 Sektion 2 Sektion 3
best	0:48,124 0:17,403 0:15,820 0:14,893	0:48,260 0:17,252 0:15,991 0:14,819	0:48,406 0:17,379 0:15,992 0:14,985	Ziel	Sektion 1 Sektion 2 Sektion 3
Runde 1	0:52,911 0:20,020 0:17,155 0:15,736	0:59,562 0:22,339 0:19,796 0:17,427	1:02,242 0:23,960 0:20,943 0:17,339	0:50,228 0:18,229 0:16,564 0:15,435	
Runde 2	0:49,712 0:18,051 0:16,394 0:15,267	0:54,588 0:20,057 0:18,303 0:16,228	0:50,228 0:18,229 0:16,564 0:15,435	0:49,374 0:17,752 0:16,342 0:15,280	
Runde 3	0:50,055 0:18,079 0:16,658 0:15,318	0:54,792 0:20,976 0:17,969 0:15,847	0:48,692 0:17,511 0:16,115 0:15,066	0:48,406 0:17,429 0:15,992 0:14,985	
Runde 4	0:48,843 0:17,614 0:16,129 0:15,100	0:48,837 0:17,587 0:16,327 0:14,923	0:48,406 0:17,429 0:15,992 0:14,985	0:50,860 0:17,379 0:16,678 0:16,803	
Runde 5	0:48,777 0:17,545 0:16,084 0:15,148	0:50,399 0:18,206 0:16,929 0:15,264	3:08,705 2:36,983 0:16,242 0:15,480	0:49,977 0:17,382 0:16,373 0:16,222	
Runde 6	0:48,594 0:17,461 0:16,108 0:15,025	0:48,260 0:17,337 0:16,104 0:14,819			
Runde 7	0:48,384 0:17,403 0:15,948 0:15,033	0:49,458 0:17,252 0:16,049 0:16,157			
Runde 8	0:49,729 0:18,323 0:16,238 0:15,168	0:50,666 0:17,906 0:16,965 0:15,795			
Runde 9	0:48,124 0:17,411 0:15,820 0:14,893	0:48,536 0:17,446 0:16,214 0:14,876			
Runde 10	0:49,345 0:17,774 0:15,999 0:15,572	0:48,572 0:17,535 0:15,991 0:15,046			
Runde 11					

DMSB-Reg Nr 120-2018

### Ranking Qualifying Heats DSK (KZ2)

Srecke / track: 1190m

schnellste Rennrunde gefahren von Franz Lehner aus Lauf 1 / Runde 13 in 0:46,595


Pos	Str. Nr.	Fahrer Driver	Nation	Bewerber/Spansor	Nation	Linzenz/B-Lizenz	Chassis/Motor/Reifen	Punkte	Quali POS	Lauf Heat	Pos	Punkte	Rn. Lp	Zeit	schnellste Runde fastest Lap	in Runde in Lap
1	306	Curto, Alessio	DEU	Valier Motorsport	DEU	IJC 1125805 KBF 1063735	SODI / TM / Vega	2	2	1	1	0	13	10:19,341	0:46,615	12
										3	2	2	13	13:45,666	1:01,617	
2	309	Kamali, Luka	DEU	TB Racing Team	DEU	IKB 1132678 KBF 1116906	CRG / TM / Vega	2	5	1	2	2	13	10:20,089	0:46,672	11
										3	1	0	13	13:41,679	1:02,034	11
3	321	Denner, Emilien	FRA	CRG Holland	NLD	141283E1 15521	Kali Kart / TM / Vega	8	1	2	1	0	13	10:19,354	0:46,779	13
										3	8	8	13	14:04,261	1:02,930	13
4	328	Neumann, Thomas	DEU	SRP Racing Team	DEU	IKB 1066455 KBF 1156791	CRG / Modena / Vega	8	6	1	4	4	13	10:23,019	0:46,894	9
										2	4	4	13	10:24,629	0:46,984	10
5	334	Lehner, Franz	AUT	BIREL ART RACING KSW	AUT	JK 2150 BK 102	BirelART / TM / Vega	8	9	1	6	6	13	10:23,555	0:46,595	13
										2	2	2	13	10:23,343	0:46,655	13
6	323	Mähler, Tobias	DEU	Kartshop Ampfing	DEU	IJC 1155185 KBF 1108764	DR / TM / Vega	10	7	2	5	5	13	10:24,957	0:46,934	10
										3	5	5	13	13:48,102	1:01,477	13
7	329	Trefilovs, Davids	DEU	SRP Racing Team	DEU	IKC1147656 KBF 1156791	CRG / TM / Vega	11	3	1	3	3	13	10:20,697	0:46,757	13
										2	8	8	13	10:27,280	0:47,017	9
8	331	Kindervater, Robert	DEU	BIREL ART RACING KSW	AUT	IJC 1133505 BK 102	BirelART / TM / Vega	12	8	1	5	5	13	10:23,327	0:46,870	7
										3	7	7	13	14:00,719	1:03,103	13
9	317	Wagner, Fabio	DEU	KSM Schumacher Racing Team	DEU	IJC 1125482 KBF 1067587	Tony Kart / Vortex / Vega	17	20	1	11	11	13	10:32,822	0:47,207	13
										3	6	6	13	13:52,835	1:02,211	10
10	302	Potman, Mark	NLD	CRG Holland	NLD	30972 15521	CRG / TM / Vega	17	24	1	8	8	13	10:29,837	0:47,168	11
										2	9	9	13	10:29,428	0:47,401	10
11	312	Metz, Tim Mika	DEU	CRG-Performance	DEU	IJC 1149667 KBF 1168909	CRG / TM / Vega	18	11	1	9	9	13	10:29,925	0:46,795	11
										3	9	9	13	14:08,437	1:03,286	11
12	314	Ugran, Filip Ioan	ROU	R&R RACING TEAM	AUT	131 BK 031	BirelArt / TM / Vega	20	4	2	7	7	13	10:26,915	0:46,965	9
										3	13	13	13	14:26,888	1:03,661	9
13	305	Langenbacher, Marvin	DEU	RS-Motorsport	DEU	IJC 1152544 KBF 1104126	CRG / TM / Vega	20	10	2	6	6	13	10:26,598	0:47,158	13
										3	14	14	12	12:51,680	1:02,576	10
14	318	Dresen, Andreas	DEU	Valier Motorsport	DEU	IJC 1116375 KBF 1063735	SODI / TM / Vega	20	15	1	10	10	13	10:30,245	0:47,127	12
										2	10	10	13	10:29,929	0:47,327	11
15	332	Tabakovic, Ronny	DEU	CKR Srl	ITA	IJC 1148046 300098	CKR / TM / Vega	21	34	2	17	17	13	10:35,939	0:47,007	9
										3	4	4	13	13:46,938	1:01,650	10
16	316	Schultheiss, Marcel	DEU	Mach1 Motorsport	DEU	IJC 1106945 KBF 1005514	Mach1 / TM / Vega	25	17	1	7	7	13	10:26,502	0:47,193	8
										3	18	18	6	6:35,748	1:02,667	6
17	319	Colakovic, Nermin	DEU	Solgar Motorsport	DEU	IJC 1165480 KBF 1079882	BirelArt / TM / Vega	25	18	1	14	14	13	10:33,841	0:47,070	11
										2	11	11	13	10:30,889	0:47,354	8
18	356	Steigerwald, Noah	DEU	Parolin Deutschland Team MSR WST	DEU	IJC 1174750 KBF 1156015	Parolin / TM / Vega	25	19	2	14	14	13	10:33,450	0:47,230	9
										3	11	11	13	14:21,771	1:03,221	10
19	368	Hartmann, Rick	DEU	Team NKS	DEU	IJC 1145851 KBF 1050071	DR / TM / Vega	25	23	1	22	22	-	0:20,868	-	-
										3	3	3	13	13:46,260	1:02,257	6
20	322	Fusco, Giuseppe	ITA	Renda Motorsport S.A.S.	ITA	339410 322880	CKR / Vortex / Vega	25	26	1	15	15	13	10:34,343	0:47,304	9
										3	10	10	13	14:12,449	1:03,431	9
21	335	Sager, Moritz	AUT	KSB RACING TEAM	AUT	JK 2117 BK 002	Kosmic / Vortex / Vega	25	27	1	12	12	13	10:32,990	0:47,233	13
										2	13	13	13	10:32,155	0:47,422	11
22	311	Dreyspring, Christopher	DEU	CRG-Performance	DEU	IJC 1118587 KBF 1168909	CRG / TM / Vega	28	12	1	16	16	13	10:39,436	0:46,990	9
										2	12	12	13	10:31,127	0:47,343	9
23	333	Myszkier, Pawel	POL	Mach1 Motorsport	DEU	B27/208/K KBF 1005514	Mach1 / TM / Vega	28	13	2	3	3	13	10:24,248	0:46,977	13
										3	-	25	AUS	-	-	-
24	326	Baranowski, Kevin	DEU	Solgar Motorsport	DEU	IJC 1117569 KBF 1079882	BirelART / TM / Vega	31	16	2	19	19	13	10:37,389	0:47,189	10
										3	12	12	13	14:22,348	1:04,358	11
25	308	Skeed,	ITA	Renda Motorsport S.A.S.	ITA	303544 322880	Formula K / Vortex / Vega	32	22	2	15	15	13	10:34,304	0:47,578	4
										3	17	17	11	12:01,645	1:03,612	9
26	304	Beyerlein, Patrick	DEU	BEYMO-Karttracing	DEU	IJC 1041625 KBF 1160795	CRG / TM / Vega	33	21	1	13	13	13	10:33,837	0:47,359	8
										2	20	20	13	10:37,672	0:47,831	13
27	301	Himmels, Yannik	DEU	Valier Motorsport	DEU	IJC 1147857 KBF 1063735	SODI / TM / Vega	33	28	2	18	18	13	10:37,148	0:47,634	12
										3	15	15	12	13:12,047	1:03,584	11
28	307	Schröder, Tim	DEU	Mach1 Motorsport	DEU	IKB 1079850 KBF 1005514	Mach1 / TM / Vega	37	29	1	18	18	13	10:43,592	0:48,041	11
										3	19	19	6	6:39,830	1:03,734	3
29	330	Walsh, Ian	IRL	Ian Walsh	IRL	1326 1326	Tony Kart / TM / Vega	38	33	1	17	17	13	10:43,306	0:48,078	9
										2	21	21	13	10:38,069	0:47,723	9
30	327	Jonsson, Lukas	SWE	JP Racing	SWE	200009017955 105	Exprit / Vortex / Vega	39	31	2	23	23	13	10:41,362	0:48,025	10
										3	16	16	12	13:44,232	1:05,689	9
31	320	Fredriksson, Lukas	SWE	JP Racing	SWE	200108090073 105	Exprit / Vortex / Vega	39	32	1	19	19	13	10:44,283	0:47,605	13
										3	20	20	2	2:26,561	1:08,353	2
32	369	Drewing, Pascal	DEU	Van Woerden Racing	DEU	IJC 1147574 KBF 1188185	Praga / TM / Vega	41	25	2	16	16	13	10:35,463	0:47,450	13
										3	-	25	AUS	-	-	-
33	324	De Santis, Raffaele	ITA	SRP Racing Team	DEU	355299 KBF 1156791	CRG / TM / Vega	42	14	1	21	21	4	3:21,644	0:47,662	4
										3	21	21	-	0:05,079	-	-
34	303	Bröcker, Fabrice	DEU	Fabrice Bröcker	DEU	IKB 1107604 IKB 1107604	CRG / Vortex / Vega	42	30	1	20	20	7	5:51,303	0:48,084	7
										2	22	22	13	10:40,596	0:48,064	8

Rennleitung: Rüdiger Luth Racedirektor: Thomas Lainer

Sportkommissare: Thomas Ferrero / Ulrich Bell / Franz-Josef Serr / FrankTautenhahn

Techn. Kommissare: H.-J. Dangers / A.Sengpiel / M. Grasshoff / C. Schmidt / D.Pietzko / W.Amend / M.Ambrosius

Zeitnahme: KART-DATA timing service Franz Schiesler / Manuela Hintner



17	SRP Racing Team 324 De Santis Raffaele Startposition 33	17	Fabrice Bröcker 303 Bröcker Fabrice Startposition 34
16	JP Racing 320 Fredriksson Lukas Startposition 31	16	Van Woerden Racing 369 Drewing Pascal Startposition 32
15	Ian Walsh 330 Walsh Ian Startposition 29	15	JP Racing 327 Jonsson Lukas Startposition 30
14	Valier Motorsport 301 Himmels Yannik Startposition 27	14	Mach1 Motorsport 307 Schröder Tim Startposition 28
13	Renda Motorsport S.A.S. 308 Skeed Startposition 25	13	BEYMO-Kartracing 304 Beyerlein Patrick Startposition 26
12	Mach1 Motorsport 333 Myszkier Pawel Startposition 23	12	Solgat Motorsport 326 Baranowski Kevin Startposition 24
11	KSB RACING TEAM 335 Sager Moritz Startposition 21	11	CRG -Performance 311 Dreyspring Christopher Startposition 22
10	Team NKS 368 Hartmann Rick Startposition 19	10	Renda Motorsport S.A.S. 322 Fusco Giuseppe Startposition 20
9	Solgat Motorsport 319 Colakovic Nermin Startposition 17	9	Parolin Deutschland Team MSR 356 Steigerwald Noah Startposition 18
8	CKR Srl 332 Tabakovic Ronny Startposition 15	8	Mach1 Motorsport 316 Schultheiss Marcel Startposition 16
7	RS-Motorsport 305 Langenbacher Marvin Startposition 13	7	Valier Motorsport 318 Dresen Andreas Startposition 14
6	CRG -Performance 312 Metz Tim Mika Startposition 11	6	R&R RACING TEAM 314 Ugran Filip Ioan Startposition 12
5	KSM Schumacher Racing Team 317 Wagner Fabio Startposition 9	5	CRG Holland 302 Potman Mark Startposition 10
4	SRP Racing Team 329 Trefilovs Davids Startposition 7	4	BIREL ART RACING KSW 331 Kindervater Robert Startposition 8
3	BIREL ART RACING KSW 334 Lehner Franz Startposition 5	3	Kartshop Ampling 323 Mähler Tobias Startposition 6
2	CRG Holland 321 Denner Emilien Startposition 3	2	SRP Racing Team 328 Neumann Thomas Startposition 4
1	Valier Motorsport 306 Curto Alessio Startposition 1	1	TB Racing Team 309 Kamali Luka Startposition 2


**Starting Grid DSKC (KZ2) Race 1**
**Rennen 15**

**NEU - 3 - NEW**

DMSB-ReglNr 120-2018  
**R 10 DSKC (K22) Heat 3 A <> B**

Strecke / track: 1190m

fastest Lap Mähler, Tobias at: 1:01,477

started: 23 classified: 21 not classified: 2 excluded: 2

Doc. 2.3

Pos	St. Nr.	Fahrer / Driver	Nation	Bewerber/Sponsor	Nation	Lizenz/B-Lizenz	Chassis/Motor/Reifen	Points	Runden Laps	Gesamtzeit Differenz	Abstand Gap	beste Runde best Lap	in R. in L.	o Geschw. n Speed
1	309	Kamali, Luka	DEU	TB Racing Team	DEU	IKB 1132678 KBF 1116906	CRG / TM / Vega	0	13	13:41,679		1:02,034	11	67,8 km/h 69,1 km/h
2	306	Curto, Alessio	DEU	Valier Motorsport	DEU	IKC 1125805 KBF 1063735	SODI / TM / Vega	2	13	13:45,666 0:03,987	0:03,987	1:01,617	13	67,5 km/h 69,5 km/h
3	368	Hartmann, Rick	DEU	Team NKS	DEU	IKC 1145851 KBF 1050071	DR / TM / Vega	3	13	13:46,260 0:04,581	0:00,594	1:02,257	6	67,4 km/h 68,8 km/h
4	332	Tabakovic, Ronny	DEU	CKR Srl	ITA	IKC 1148046 300098	CKR / TM / Vega	4	13	13:46,938 0:05,259	0:00,678	1:01,650	10	67,3 km/h 69,5 km/h
5	323	Mähler, Tobias	DEU	Kartshop Ampfing	DEU	IKC 1155185 KBF 1108764	DR / TM / Vega	5	13	13:48,102 0:06,423	0:01,164	1:01,477	13	67,3 km/h 69,7 km/h
6	317	Wagner, Fabio	DEU	KSM Schumacher Racing Team	DEU	IKC 1125482 KBF 1067587	Tony Kart / Vortex / Vega	6	13	13:52,835 0:11,156	0:04,733	1:02,211	10	66,9 km/h 68,9 km/h
7	331	Kindervater, Robert	DEU	BIREL ART RACING KSW	AUT	IKC 1133505 BK 102	BirelART / TM / Vega	7	13	14:00,719 0:19,040	0:07,884	1:03,103	13	66,2 km/h 67,9 km/h
8	321	Denner, Emilien	FRA	CRG Holland	NLD	141283E1 15521	Kali Kart / TM / Vega	8	13	14:04,261 0:22,582	0:03,542	1:02,930	13	66 km/h 68,1 km/h
9	312	Metz, Tim Mika	DEU	CRG-Performance	DEU	IKC 1149667 KBF 1168909	CRG / TM / Vega	9	13	14:08,437 0:26,758	0:04,176	1:03,286	11	65,6 km/h 67,7 km/h
10	322	Fusco, Giuseppe	ITA	Renda Motorsport S.A.S.	ITA	339410 322880	CKR / Vortex / Vega	10	13	14:12,449 0:30,770	0:04,012	1:03,431	9	65,3 km/h 67,5 km/h
11	356	Steigerwald, Noah	DEU	Parolin Deutschland Team MSR WST	DEU	IKC 1174750 KBF 1156015	Parolin / TM / Vega	11	13	14:21,771 0:40,092	0:09,322	1:03,221	10	64,6 km/h 67,8 km/h
12	326	Baranowski, Kevin	DEU	Solgat Motorsport	DEU	IKC 1117566 KBF 1079882	BirelART / TM / Vega	12	13	14:22,348 0:40,669	0:00,577	1:04,358	11	64,6 km/h 66,6 km/h
13	314	Ugran, Filip Ioan	ROU	R&R RACING TEAM	AUT	131 BK 031	BirelArt / TM / Vega	13	13	14:26,888 0:45,209	0:04,540	1:03,661	9	64,2 km/h 67,3 km/h
14	305	Langenbacher, Marvin	DEU	RS-Motorsport	DEU	IKC 1152544 KBF 1104126	CRG / TM / Vega	14	12	12:51,680 1 R	1 R	1:02,576	10	66,6 km/h 68,5 km/h
15	301	Himmels, Yannik	DEU	Valier Motorsport	DEU	IKC 1147857 KBF 1063735	SODI / TM / Vega	15	12	13:12,047 1 R	0:20,367	1:03,584	11	64,9 km/h 67,4 km/h
16	327	Jonsson, Lukas	SWE	JP Racing	SWE	20000901795? 105	Exprit / Vortex / Vega	16	12	13:44,232 1 R	0:32,185	1:05,689	9	62,4 km/h 65,2 km/h
17	308	Skeed,	ITA	Renda Motorsport S.A.S.	ITA	303544 322880	Formula K / Vortex / Vega	17	11	12:01,645 2 R	1 R	1:03,612	9	65,3 km/h 67,3 km/h
18	316	Schultheiss, Marcel	DEU	Mach1 Motorsport	DEU	IKC 1106945 KBF 1005514	Mach1 / TM / Vega	18	6	6:35,748 7 R	5 R	1:02,667	6	65 km/h 68,4 km/h
19	307	Schröder, Tim	DEU	Mach1 Motorsport	DEU	IKB 1079850 KBF 1005514	Mach1 / TM / Vega	19	6	6:39,830 7 R	0:04,082	1:03,734	3	64,3 km/h 67,2 km/h
20	320	Fredriksson, Lukas	SWE	JP Racing	SWE	20010809007? 105	Exprit / Vortex / Vega	20	2	2:26,561 11 R	4 R	1:08,353	2	58,5 km/h 62,7 km/h
21	324	De Santis, Raffaele	ITA	SRP Racing Team	DEU	355295 KBF 1156791	CRG / TM / Vega	21	0	0:05,079 13 R	2 R			
333		Myszkier, Pawel	POL	Mach1 Motorsport	DEU	B27/208/K KBF 1005514	Mach1 / TM / Vega	25			disqualified			
369		Drewing, Pascal	DEU	Van Woerden Racing	DEU	IKC 1147574 KBF 1188185	Praga / TM / Vega	25			disqualified			

StNr. 314,323,333,321,312,356 5 sec penalty Frontfaring  
 StNr. 369,333 Disqualifikation from the Heat

Rennleitung: Rüdiger Luth Racedirektor: Thomas Lainer  
 Sportkommissare: Thomas Ferrero / Ulrich Bell / Franz-Josef Serr / FrankTautenhahn  
 Techn. Kommissare: H.-J. Dangers / A.Sengpiel / M. Grasshoff / C. Schmidt / D.Pietzko / W.Amend / M.Ambrosius  
 Zeitnahme: KART-DATA timing service Franz Schieszler / Manuela Hintner

Zeitnahme / timekeeping  
 control   
 Franz Schieszler



**R 10 DSKC (KZ2) Heat 3 A < > B**

Strecke / track: 1190

Fahrername Driver	Kamali Luka	Curto Alessio	Hartmann Rick	Tabakovic Ronny	Mähler Tobias	Wagner Fabio	Kindervater Robert	Denner Emilien	Metz Tim Mika	Fusco Giuseppe	Steigerwald Noah	Baranowski Kevin
schnellste in Runde	1:02,034 Rn. 11	1:01,617 Rn. 13	1:02,257 Rn. 6	1:01,650 Rn. 10	1:01,477 Rn. 13	1:02,211 Rn. 10	1:03,103 Rn. 13	1:02,930 Rn. 13	1:03,286 Rn. 11	1:03,431 Rn. 9	1:03,221 Rn. 10	1:04,358 Rn. 11
Speed	69,1 km/h	69,5 km/h	68,8 km/h	69,5 km/h	69,7 km/h	68,9 km/h	67,9 km/h	68,1 km/h	67,7 km/h	67,5 km/h	67,8 km/h	66,6 km/h
Lap 1	1:05,740	1:07,386	1:07,536	1:08,940	1:05,562	1:06,341	1:08,348	1:08,311	1:09,754	1:08,373	1:11,710	1:12,078
Lap 2	1:03,479	1:03,218	1:03,479	1:04,620	1:04,019	1:04,322	1:04,859	1:04,774	1:04,545	1:06,345	1:06,965	1:06,479
Lap 3	1:03,080	1:03,663	1:03,976	1:03,137	1:04,170	1:03,564	1:06,033	1:05,891	1:04,806	1:05,155	1:06,012	1:06,107
Lap 4	1:02,944	1:09,447	1:02,730	1:04,329	1:03,730	1:09,952	1:04,441	1:05,387	1:05,756	1:05,266	1:06,196	1:06,421
Lap 5	1:02,798	1:02,390	1:03,072	1:01,819	1:02,539	1:03,190	1:05,144	1:04,032	1:05,169	1:05,492	1:05,532	1:05,464
Lap 6	1:02,674	1:02,271	1:02,257	1:02,275	1:02,181	1:03,146	1:03,873	1:03,748	1:04,759	1:04,408	1:05,955	1:06,379
Lap 7	1:02,655	1:02,096	1:02,411	1:01,702	1:02,374	1:03,215	1:03,423	1:04,796	1:03,804	1:05,150	1:04,416	1:06,361
Lap 8	1:02,785	1:01,787	1:02,547	1:02,012	1:03,250	1:03,281	1:03,825	1:03,084	1:03,369	1:07,358	1:03,915	1:05,056
Lap 9	1:02,583	1:01,870	1:02,503	1:02,077	1:02,706	1:02,439	1:03,540	1:03,543	1:03,350	1:03,431	1:03,729	1:04,916
Lap 10	1:02,664	1:01,765	1:02,333	1:01,650	1:02,277	1:02,211	1:03,260	1:03,305	1:03,750	1:03,915	1:03,221	1:04,561
Lap 11	1:02,034	1:02,369	1:03,214	1:03,843	1:02,951	1:02,267	1:03,252	1:03,057	1:03,286	1:03,802	1:03,983	1:04,358
Lap 12	1:02,501	1:02,482	1:02,556	1:02,686	1:01,958	1:02,264	1:03,495	1:03,402	1:03,374	1:03,676	1:04,899	1:04,498
Lap 13	1:02,222	1:01,617	1:02,292	1:02,079	1:01,477	1:02,426	1:03,103	1:02,930	1:03,332	1:04,388	1:05,012	1:05,165

**R 10 DSKC (KZ2) Heat 3 A < > B**

Strecke / track: 1190

Fahrername Driver	Ugran Filip Ioan	Langenbacher Marvin	Himmels Yannik	Jonsson Lukas	Skeed	Schultheiss Marcel	Schröder Tim	Fredriksson Lukas	De Santis Raffaele	Myszkier Pawel	Drewing Pascal
schnellste Runde in Runde	1:03,661 Rn. 9	1:02,576 Rn. 10	1:03,584 Rn. 11	1:05,689 Rn. 9	1:03,612 Rn. 9	1:02,667 Rn. 6	1:03,734 Rn. 3	1:08,353 Rn. 2			
Speed	67,3 km/h	68,5 km/h	67,4 km/h	65,2 km/h	67,3 km/h	68,4 km/h	67,2 km/h	62,7 km/h			
Lap 1	1:10,672	1:05,680	1:10,225	1:11,105	1:09,918	1:06,909	1:09,139	1:12,341			
Lap 2	1:07,603	1:04,108	1:06,023	1:07,269	1:06,209	1:03,557	1:05,473	1:08,353			
Lap 3	1:06,222	1:02,724	1:06,017	1:10,507	1:05,255	1:03,043	1:03,734				
Lap 4	1:05,125	1:02,887	1:05,322	1:08,198	1:05,171	1:09,587	1:05,385				
Lap 5	1:04,759	1:03,151	1:05,211	1:07,538	1:04,591	1:04,744	1:04,844				
Lap 6	1:04,271	1:02,921	1:04,850	1:07,381	1:04,608	1:02,667	1:05,851				
Lap 7	1:07,601	1:02,752	1:05,513	1:07,135	1:04,710						
Lap 8	1:08,611	1:02,811	1:05,215	1:06,751	1:04,343						
Lap 9	1:03,661	1:02,866	1:03,680	1:05,689	1:03,612						
Lap 10	1:04,538	1:02,576	1:04,104	1:07,272	1:03,699						
Lap 11	1:04,744	1:04,540	1:03,584	1:06,224	1:03,661						
Lap 12	1:05,516	1:10,620	1:06,405	1:09,623							
Lap 13	1:05,038										

## R 10 DSKC (K22) Heat 3 A < > B

Ziel		Sektion 1		Sektion 2		Sektion 3	
Fahrername	Zeit	Fahrername	Zeit	Fahrername	Zeit	Fahrername	Zeit
1 323 Mähler,Tobias	1:01,477	306 Curto,Alessio	0:22,030	332 Tabakovic,Ronny	0:20,777	306 Curto,Alessio	0:17,943
2 306 Curto,Alessio	1:01,617	323 Mähler,Tobias	0:22,157	368 Hartmann,Rick	0:21,059	323 Mähler,Tobias	0:17,989
3 332 Tabakovic,Ronny	1:01,650	309 Kamali,Luka	0:22,174	323 Mähler,Tobias	0:21,130	305 Langenbacher,Marvin	0:18,023
4 309 Kamali,Luka	1:02,034	317 Wagner,Fabio	0:22,278	306 Curto,Alessio	0:21,165	333 Myszkier,Pawel	0:18,047
5 317 Wagner,Fabio	1:02,211	332 Tabakovic,Ronny	0:22,312	333 Myszkier,Pawel	0:21,307	309 Kamali,Luka	0:18,078
6 368 Hartmann,Rick	1:02,257	305 Langenbacher,Marvin	0:22,414	317 Wagner,Fabio	0:21,463	321 Denner,Emilien	0:18,115
7 333 Myszkier,Pawel	1:02,284	368 Hartmann,Rick	0:22,424	305 Langenbacher,Marvin	0:21,470	317 Wagner,Fabio	0:18,172
8 305 Langenbacher,Marvin	1:02,576	333 Myszkier,Pawel	0:22,498	331 Kindervater,Robert	0:21,556	332 Tabakovic,Ronny	0:18,176
9 316 Schultheiss,Marcel	1:02,667	321 Denner,Emilien	0:22,510	316 Schultheiss,Marcel	0:21,573	316 Schultheiss,Marcel	0:18,192
10 321 Denner,Emilien	1:02,930	331 Kindervater,Robert	0:22,614	312 Metz,Tim Mika	0:21,644	368 Hartmann,Rick	0:18,267
11 331 Kindervater,Robert	1:03,103	316 Schultheiss,Marcel	0:22,673	307 Schröder,Tim	0:21,666	301 Himmels,Yannik	0:18,358
12 356 Steigerwald,Noah	1:03,221	356 Steigerwald,Noah	0:22,837	322 Fusco,Giuseppe	0:21,685	331 Kindervater,Robert	0:18,430
13 312 Metz,Tim Mika	1:03,286	312 Metz,Tim Mika	0:22,841	326 Baranowski,Kevin	0:21,702	312 Metz,Tim Mika	0:18,494
14 322 Fusco,Giuseppe	1:03,431	308 Skeed,	0:22,873	309 Kamali,Luka	0:21,714	322 Fusco,Giuseppe	0:18,524
15 301 Himmels,Yannik	1:03,584	301 Himmels,Yannik	0:22,882	356 Steigerwald,Noah	0:21,730	356 Steigerwald,Noah	0:18,554
16 308 Skeed,	1:03,612	322 Fusco,Giuseppe	0:22,942	321 Denner,Emilien	0:21,743	308 Skeed,	0:18,686
17 314 Ugran,Filip Ioan	1:03,661	314 Ugran,Filip Ioan	0:22,975	308 Skeed,	0:21,754	314 Ugran,Filip Ioan	0:18,700
18 307 Schröder,Tim	1:03,734	307 Schröder,Tim	0:23,204	314 Ugran,Filip Ioan	0:21,858	307 Schröder,Tim	0:18,834
19 326 Baranowski,Kevin	1:04,358	326 Baranowski,Kevin	0:23,230	301 Himmels,Yannik	0:21,995	326 Baranowski,Kevin	0:18,913
20 327 Jonsson,Lukas	1:05,689	327 Jonsson,Lukas	0:23,406	327 Jonsson,Lukas	0:22,594	369 Drawing,Pascal	0:19,160
21 369 Drawing,Pascal	1:06,249	369 Drawing,Pascal	0:23,539	369 Drawing,Pascal	0:22,754	327 Jonsson,Lukas	0:19,430
22 320 Fredriksson,Lukas	1:08,353	320 Fredriksson,Lukas	0:24,950	320 Fredriksson,Lukas	0:23,366	320 Fredriksson,Lukas	0:19,975
23 324 De Samtis,Raffaele		324 De Samtis,Raffaele		324 De Samtis,Raffaele		324 De Samtis,Raffaele	

R 10 DSKG (KZ2) Heat 3 A < > B

Die schnellsten Zeiten

Ort	Nr. Fahrername	Zeit	Streckenl.	ø Speed
Ziel	323 Mähler, Tobias	1:01,477	1190 m	69,7 km/h
Sektion 1	306 Curto, Alessio	0:22,030	452 m	73,9 km/h
Sektion 2	332 Tabakovic, Ronny	0:20,777	368 m	63,8 km/h
Sektion 3	306 Curto, Alessio	0:17,943	370 m	74,2 km/h

	Snr.309 Kamali, Luka DEU TB Racing Team			Snr.323 Mähler, Tobias DEU Kartshop Ampfing			Snr.333 Myszkier, Pawel POL Mach1 Motorsport			Snr.306 Curto, Alessio DEU Valier Motorsport			Snr.368 Hartmann, Rick DEU Team NKS							
	theoretisch mögliche Bestzeit	Sektion 1	Sektion 2	Sektion 3	theoretisch mögliche Bestzeit	Sektion 1	Sektion 2	Sektion 3	theoretisch mögliche Bestzeit	Sektion 1	Sektion 2	Sektion 3	theoretisch mögliche Bestzeit	Sektion 1	Sektion 2	Sektion 3				
best	1:02,034	0:22,174	0:21,714	0:18,078	1:01,477	0:22,157	0:21,130	0:17,989	1:02,284	0:22,498	0:21,307	0:18,047	1:01,617	0:22,030	0:21,165	0:17,943	1:02,257	0:22,424	0:21,059	0:18,267
Runde 1	1:05,740	0:23,955	0:22,979	0:18,806	1:05,562	0:24,773	0:22,235	0:18,554	1:05,884	0:24,308	0:22,875	0:18,651	1:07,386	0:26,030	0:22,184	0:19,172	1:07,536	0:25,323	0:23,375	0:18,838
Runde 2	1:03,479	0:22,798	0:21,951	0:18,730	1:04,019	0:22,794	0:21,998	0:19,227	1:03,219	0:23,265	0:21,540	0:18,414	1:03,218	0:22,982	0:21,864	0:18,372	1:03,479	0:23,467	0:21,378	0:18,634
Runde 3	1:03,080	0:22,541	0:22,008	0:18,531	1:04,170	0:23,153	0:22,674	0:18,343	1:02,819	0:22,896	0:21,876	0:18,047	1:03,663	0:23,303	0:21,632	0:18,728	1:03,976	0:23,670	0:21,695	0:18,611
Runde 4	1:02,944	0:22,563	0:21,784	0:18,597	1:03,730	0:23,309	0:21,994	0:18,427	1:03,035	0:22,778	0:21,758	0:18,499	1:09,447	0:22,864	0:22,598	0:18,985	1:02,730	0:22,744	0:21,591	0:18,395
Runde 5	1:02,798	0:22,478	0:21,940	0:18,380	1:02,539	0:22,614	0:21,563	0:18,362	1:02,988	0:22,866	0:21,500	0:18,622	1:02,390	0:22,522	0:21,601	0:18,267	1:03,072	0:22,827	0:21,550	0:18,695
Runde 6	1:02,674	0:22,383	0:21,877	0:18,414	1:02,181	0:22,563	0:21,528	0:18,090	1:02,615	0:22,969	0:21,375	0:18,271	1:02,271	0:22,314	0:21,373	0:18,584	1:02,257	0:22,501	0:21,368	0:18,388
Runde 7	1:02,655	0:22,748	0:21,746	0:18,161	1:02,374	0:22,943	0:21,130	0:18,301	1:03,060	0:22,841	0:21,747	0:18,472	1:02,096	0:22,030	0:21,672	0:18,394	1:02,411	0:22,906	0:21,059	0:18,446
Runde 8	1:02,785	0:22,650	0:21,937	0:18,198	1:03,250	0:23,135	0:21,541	0:18,574	1:02,841	0:22,722	0:21,710	0:18,409	1:01,787	0:22,300	0:21,378	0:18,109	1:02,547	0:22,631	0:21,100	0:18,816
Runde 9	1:02,583	0:22,358	0:22,106	0:18,119	1:02,706	0:22,413	0:21,898	0:18,395	1:02,886	0:22,637	0:21,922	0:18,327	1:01,870	0:22,446	0:21,481	0:17,943	1:02,503	0:22,696	0:21,360	0:18,447
Runde 10	1:02,664	0:22,540	0:21,891	0:18,233	1:02,277	0:22,584	0:21,534	0:18,159	1:03,099	0:22,526	0:21,826	0:18,747	1:01,765	0:22,536	0:21,192	0:18,037	1:02,333	0:22,424	0:21,406	0:18,503
Runde 11	1:02,034	0:22,174	0:21,714	0:18,146	1:02,951	0:23,225	0:21,190	0:18,536	1:03,449	0:23,760	0:21,380	0:18,309	1:02,369	0:22,305	0:21,491	0:18,573	1:03,214	0:22,979	0:21,682	0:18,553
Runde 12	1:02,501	0:22,430	0:21,993	0:18,078	1:01,958	0:22,410	0:21,298	0:18,250	1:02,284	0:22,677	0:21,307	0:18,300	1:02,482	0:22,909	0:21,475	0:18,098	1:02,556	0:22,763	0:21,361	0:18,432
Runde 13	1:02,222	0:22,420	0:21,724	0:18,078	1:01,477	0:22,157	0:21,331	0:17,989	1:02,438	0:22,498	0:21,483	0:18,457	1:01,617	0:22,325	0:21,165	0:18,127	1:02,292	0:22,870	0:21,155	0:18,267



R 10 DSKG (KZ2) Heat 3 A <> B

Die schnellsten Zeiten

Ort	Nr. Fahrername	Zeit	Streckenl.	ø Speed
Ziel	323 Mühler, Tobias	1:01,477	1190 m	69,7 km/h
Sektion 1	306 Curto, Alessio	0:22,030	452 m	73,9 km/h
Sektion 2	332 Tabakovic, Ronny	0:20,777	368 m	63,8 km/h
Sektion 3	306 Curto, Alessio	0:17,943	370 m	74,2 km/h

	Snmr.332 Tabakovic,Ronny DEU CKR Srl			Snmr.317 Wagner,Fabio DEU KSM Schumacher Racing Team			Snmr.321 Denner,Emilien FRA CRG Holland			Snmr.331 Kindervater,Robert DEU BIREL ART RACING KSW			Snmr.312 Metz,Tim Mika DEU CRG -Performance			
	theoretisch mögliche Bestzeit	Sektion 1	Sektion 2	Sektion 3	theoretisch mögliche Bestzeit	Sektion 1	Sektion 2	Sektion 3	theoretisch mögliche Bestzeit	Sektion 1	Sektion 2	Sektion 3	theoretisch mögliche Bestzeit	Sektion 1	Sektion 2	Sektion 3
best	1:01,650	0:22,312	0:20,777	0:18,176	1:02,211	0:22,278	0:21,463	0:18,172	1:02,930	0:22,510	0:21,743	0:18,115	1:03,103	0:22,614	0:21,556	0:18,430
Runde 1	1:08,940	0:25,401	0:23,641	0:19,898	1:06,341	0:25,136	0:22,844	0:18,361	1:08,311	0:25,160	0:24,207	0:18,944	1:08,348	0:25,558	0:23,623	0:19,167
Runde 2	1:04,620	0:24,374	0:21,872	0:18,374	1:04,322	0:23,685	0:22,269	0:18,368	1:04,774	0:23,801	0:22,098	0:18,875	1:04,859	0:23,600	0:22,391	0:18,868
Runde 3	1:03,137	0:22,752	0:21,587	0:18,798	1:03,564	0:23,365	0:21,916	0:18,283	1:05,891	0:24,053	0:22,979	0:18,859	1:06,033	0:23,593	0:22,366	0:20,074
Runde 4	1:04,329	0:22,777	0:22,531	0:19,021	1:09,952	0:23,262	0:28,058	0:18,632	1:05,387	0:23,052	0:22,668	0:19,667	1:04,441	0:23,467	0:22,150	0:18,824
Runde 5	1:01,819	0:22,323	0:21,012	0:18,484	1:03,190	0:23,106	0:21,633	0:18,451	1:04,032	0:23,313	0:22,285	0:18,434	1:05,144	0:23,802	0:22,523	0:18,819
Runde 6	1:02,275	0:22,312	0:21,492	0:18,471	1:03,146	0:23,131	0:21,463	0:18,552	1:03,748	0:22,767	0:22,348	0:18,633	1:03,873	0:23,473	0:21,858	0:18,542
Runde 7	1:01,702	0:22,528	0:20,777	0:18,397	1:03,215	0:22,870	0:21,506	0:18,839	1:04,796	0:23,926	0:22,381	0:18,489	1:03,423	0:23,024	0:21,875	0:18,524
Runde 8	1:02,012	0:22,412	0:21,152	0:18,448	1:03,281	0:22,804	0:21,975	0:18,502	1:03,084	0:23,009	0:21,852	0:18,223	1:03,825	0:23,219	0:21,944	0:18,662
Runde 9	1:02,077	0:22,406	0:21,307	0:18,364	1:02,439	0:22,716	0:21,551	0:18,172	1:03,543	0:22,931	0:22,165	0:18,447	1:03,540	0:23,152	0:21,556	0:18,832
Runde 10	1:01,650	0:22,553	0:20,921	0:18,176	1:02,211	0:22,348	0:21,588	0:18,275	1:03,305	0:23,439	0:21,751	0:18,115	1:03,260	0:22,884	0:21,743	0:18,633
Runde 11	1:03,843	0:23,187	0:22,104	0:18,552	1:02,267	0:22,545	0:21,491	0:18,231	1:03,057	0:22,865	0:21,743	0:18,449	1:03,252	0:22,622	0:22,004	0:18,626
Runde 12	1:02,686	0:22,785	0:21,338	0:18,563	1:02,264	0:22,278	0:21,605	0:18,381	1:03,402	0:22,922	0:22,010	0:18,470	1:03,495	0:22,614	0:22,107	0:18,774
Runde 13	1:02,079	0:22,372	0:21,195	0:18,512	1:02,426	0:22,463	0:21,583	0:18,380	1:02,930	0:22,510	0:22,237	0:18,183	1:03,103	0:22,902	0:21,771	0:18,430



Die schnellsten Zeiten

Ort	Nr. Fahrername	Zeit	Streckenl.	ø Speed
Ziel	323 Mähler, Tobias	1:01,477	1190 m	69,7 km/h
Sektion 1	306 Curto, Alessio	0:22,030	452 m	73,9 km/h
Sektion 2	332 Tabakovic, Ronny	0:20,777	368 m	63,8 km/h
Sektion 3	306 Curto, Alessio	0:17,943	370 m	74,2 km/h

	Strm.305 Langenbacher,Marvin DEU RS-Motorsport			Strm.301 Himmels,Yannik DEU Valier Motorsport			Strm.327 Jonsson,Lukas SWE JP Racing			Strm.308 Skeed, ITA Renda Motorsport S.A.S.			Strm.316 Schulheiss,Marcel DEU Mach1 Motorsport							
	theoretisch mögliche Bestzeit	Sektion 1	Sektion 2	Sektion 3	theoretisch mögliche Bestzeit	Sektion 1	Sektion 2	Sektion 3	theoretisch mögliche Bestzeit	Sektion 1	Sektion 2	Sektion 3	theoretisch mögliche Bestzeit	Sektion 1	Sektion 2	Sektion 3				
best	1:02,576	0:22,414	0:21,470	0:18,023	1:03,584	0:22,882	0:21,995	0:18,358	1:05,689	0:23,406	0:22,594	0:19,430	1:03,612	0:22,873	0:21,754	0:18,686	1:02,667	0:22,673	0:21,573	0:18,192
Runde 1	1:05,680	0:24,341	0:22,322	0:19,017	1:10,225	0:27,467	0:23,879	0:18,879	1:11,105	0:27,108	0:23,250	0:20,747	1:09,918	0:26,457	0:24,360	0:19,101	1:06,909	0:25,140	0:23,080	0:18,689
Runde 2	1:04,108	0:23,426	0:21,943	0:18,739	1:06,023	0:24,336	0:22,716	0:18,971	1:07,269	0:24,452	0:23,039	0:19,778	1:06,209	0:24,122	0:22,916	0:19,171	1:03,557	0:23,248	0:21,573	0:18,736
Runde 3	1:02,724	0:23,020	0:21,681	0:18,023	1:06,017	0:24,097	0:22,882	0:19,038	1:10,507	0:24,132	0:24,568	0:21,807	1:05,255	0:23,730	0:22,368	0:19,157	1:03,043	0:22,876	0:21,616	0:18,551
Runde 4	1:02,887	0:22,974	0:21,470	0:18,443	1:05,322	0:23,958	0:22,748	0:18,616	1:08,198	0:24,738	0:23,110	0:20,350	1:05,171	0:23,748	0:22,333	0:19,090	1:09,587	0:23,045	0:22,807	0:18,735
Runde 5	1:03,151	0:23,161	0:21,592	0:18,398	1:05,211	0:23,609	0:22,528	0:19,074	1:07,538	0:24,396	0:23,185	0:19,957	1:04,591	0:23,431	0:22,333	0:18,827	1:04,744	0:23,518	0:22,441	0:18,785
Runde 6	1:02,921	0:22,893	0:21,566	0:18,462	1:04,850	0:23,233	0:22,543	0:19,074	1:07,381	0:24,575	0:22,920	0:19,886	1:04,608	0:23,502	0:22,420	0:18,686	1:02,667	0:22,673	0:21,802	0:18,192
Runde 7	1:02,752	0:22,742	0:21,570	0:18,440	1:05,513	0:24,621	0:22,114	0:18,778	1:07,135	0:24,090	0:23,036	0:20,009	1:04,710	0:23,315	0:22,534	0:18,861				
Runde 8	1:02,811	0:22,671	0:21,580	0:18,560	1:05,215	0:23,272	0:23,311	0:18,632	1:06,751	0:24,211	0:22,852	0:19,688	1:04,343	0:23,658	0:21,830	0:18,855				
Runde 9	1:02,866	0:22,438	0:22,117	0:18,311	1:03,680	0:22,996	0:22,326	0:18,358	1:05,689	0:23,665	0:22,594	0:19,430	1:03,612	0:22,888	0:21,827	0:18,897				
Runde 10	1:02,576	0:22,414	0:21,838	0:18,324	1:04,104	0:22,882	0:22,486	0:18,736	1:07,272	0:24,341	0:22,899	0:20,032	1:03,699	0:22,892	0:21,754	0:19,053				
Runde 11	1:04,540	0:24,247	0:21,858	0:18,435	1:03,584	0:22,957	0:21,995	0:18,632	1:06,224	0:23,406	0:22,793	0:20,025	1:03,661	0:22,873	0:21,890	0:18,898				
Runde 12	1:10,620	0:25,098	0:21,826	0:23,696	1:06,405	0:23,185	0:22,413	0:20,807	1:09,623	0:24,337	0:22,858	0:22,428								
Runde 13																				

**R 10 DSKG (KZ2) Heat 3 A < > B**

Die schnellsten Zeiten

Ort	Nr. Fahrername	Zeit	Streckenl.	Ø Speed
Ziel	323 Mühler, Tobias	1:01,477	1190 m	69,7 km/h
Sektion 1	306 Curto, Alessio	0:22,030	452 m	73,9 km/h
Sektion 2	332 Tabakovic, Ronny	0:20,777	368 m	63,8 km/h
Sektion 3	306 Curto, Alessio	0:17,943	370 m	74,2 km/h

Snr.307 Schröder, Tim DEU Mach1 Motorsport		Snr.320 Fredriksson, Lukas SWE JP Racing		Snr.324 De Santis, Raffaele ITA SRP Racing Team	
theoretisch mögliche Bestzeit 1:03,704	theoretisch mögliche Bestzeit 1:08,291	theoretisch mögliche Bestzeit 0:00,000	Ziel	Sektion 1	Sektion 2
Ziel Sektion 1 Sektion 2 Sektion 3	Ziel Sektion 1 Sektion 2 Sektion 3	Ziel Sektion 1 Sektion 2 Sektion 3	Ziel	Sektion 1	Sektion 2
best 1:03,734 0:23,204 0:21,666 0:18,834	1:08,353 0:24,950 0:23,366 0:19,975	Ziel Sektion 1 Sektion 2 Sektion 3	Ziel	Sektion 1	Sektion 2
Runde 1 1:09,139 0:25,893 0:23,673 0:19,573	1:12,341 0:26,724 0:25,642 0:19,975				
Runde 2 1:05,473 0:24,519 0:22,120 0:18,834	1:08,353 0:24,950 0:23,366 0:20,037				
Runde 3 1:03,734 0:23,204 0:21,666 0:18,864					
Runde 4 1:05,385 0:23,898 0:22,475 0:19,012					
Runde 5 1:04,844 0:23,706 0:22,193 0:18,945					
Runde 6 1:05,851 0:24,457 0:22,084 0:19,310					
Runde 7 0:24,304					




Strecke / track: 1190m  
 started: 23 classified: 23 not classified: 0

fastest Lap Lehner, Franz at: 0:46,655  
 Doc. 2.2

Pos	St. Nr.	Fahrer Driver	Nation	Bewerber/Sponsor	Nation	Lizenz/B-Lizenz	Chassis/Motor/Reifen	Points	Runden Laps	Gesamtzeit Differenz	Abstand Gap	beste Runde best Lap	in R. in L.	o Geschw. u Speed
1	321	Denner, Emilien	FRA	CRG Holland	NLD	141283E1 15521	Kali Kart / TM / Vega	0	13	10:19,354		0:46,779	13	89,9 km/h 91,6 km/h
2	334	Lehner, Franz	AUT	BIREL ART RACING KSW	AUT	JK 2150 BK 102	BirelART / TM / Vega	2	13	10:23,343 0:03,989	0:03,989	0:46,655	13	89,3 km/h 91,8 km/h
3	333	Myszkier, Pawel	POL	Mach1 Motorsport	DEU	B27/208/K KBF 1005514	Mach1 / TM / Vega	3	13	10:24,248 0:04,894	0:00,905	0:46,977	13	89,2 km/h 91,2 km/h
4	328	Neumann, Thomas	DEU	SRP Racing Team	DEU	IKB 1066455 KBF 1156791	CRG / Modena / Vega	4	13	10:24,629 0:05,275	0:00,381	0:46,984	10	89,2 km/h 91,2 km/h
5	323	Mähler, Tobias	DEU	Kartshop Ampfing	DEU	IKC 1155185 KBF 1108764	DR / TM / Vega	5	13	10:24,957 0:05,603	0:00,328	0:46,934	10	89,1 km/h 91,3 km/h
6	305	Langenbacher, Marvin	DEU	RS-Motorsport	DEU	IKC 1152544 KBF 1104126	CRG / TM / Vega	6	13	10:26,598 0:07,244	0:01,641	0:47,158	13	88,9 km/h 90,8 km/h
7	314	Ugran, Filip Ioan	ROU	R&R RACING TEAM	AUT	13i BK 031	BirelArt / TM / Vega	7	13	10:26,915 0:07,561	0:00,317	0:46,965	9	88,8 km/h 91,2 km/h
8	329	Trefilovs, Davids	DEU	SRP Racing Team	DEU	IKC1147656 KBF 1156791	CRG / TM / Vega	8	13	10:27,280 0:07,926	0:00,365	0:47,017	9	88,8 km/h 91,1 km/h
9	302	Potman, Mark	NLD	CRG Holland	NLD	30972 15521	CRG / TM / Vega	9	13	10:29,428 0:10,074	0:02,148	0:47,401	10	88,5 km/h 90,4 km/h
10	318	Dresen, Andreas	DEU	Valier Motorsport	DEU	IKC 1116375 KBF 1063735	SODI / TM / Vega	10	13	10:29,958 0:10,604	0:00,530	0:47,327	11	88,4 km/h 90,5 km/h
11	319	Colakovic, Nermin	DEU	Solgat Motorsport	DEU	IKB 1165480 KBF 1079882	BirelArt / TM / Vega	11	13	10:30,888 0:11,534	0:00,930	0:47,354	8	88,3 km/h 90,5 km/h
12	311	Dreyspring, Christopher	DEU	CRG-Performance	DEU	IKC 1118587 KBF 1168909	CRG / TM / Vega	12	13	10:31,177 0:11,823	0:00,289	0:47,343	9	88,2 km/h 90,5 km/h
13	335	Sager, Moritz	AUT	KSB RACING TEAM	AUT	JK 2117 BK 002	Kosmic / Vortex / Vega	13	13	10:32,155 0:12,801	0:00,978	0:47,422	11	88,1 km/h 90,3 km/h
14	356	Steigerwald, Noah	DEU	Parolin Deutschland Team MSR WST	DEU	IKC 117475C KBF 1156015	Parolin / TM / Vega	14	13	10:33,450 0:14,096	0:01,295	0:47,230	9	87,9 km/h 90,7 km/h
15	308	Skeed,	ITA	Randa Motorsport S.A.S.	ITA	303544 322880	Formula K / Vortex / Vega	15	13	10:34,304 0:14,590	0:00,854	0:47,578	4	87,8 km/h 90 km/h
16	369	Drewing, Pascal	DEU	Van Woerden Racing	DEU	IKC 1147574 KBF 1188185	Praga / TM / Vega	16	13	10:35,463 0:16,109	0:01,159	0:47,450	13	87,6 km/h 90,3 km/h
17	332	Tabakovic, Ronny	DEU	CKR Srl	ITA	IKC 114804c 300098	CKR / TM / Vega	17	13	10:35,939 0:16,585	0:00,476	0:47,007	9	87,6 km/h 91,1 km/h
18	301	Himmels, Yannik	DEU	Valier Motorsport	DEU	IKC 1147857 KBF 1063735	SODI / TM / Vega	18	13	10:37,148 0:17,794	0:01,209	0:47,634	12	87,4 km/h 89,9 km/h
19	326	Baranowski, Kevin	DEU	Solgat Motorsport	DEU	IKC 1117565 KBF 1079882	BirelART / TM / Vega	19	13	10:37,389 0:18,035	0:00,241	0:47,189	10	87,4 km/h 90,8 km/h
20	304	Beyerlein, Patrick	DEU	BEYMO-Karttracing	DEU	IKC 1041625 KBF 1160795	CRG / TM / Vega	20	13	10:37,672 0:18,318	0:00,283	0:47,831	13	87,3 km/h 89,6 km/h
21	330	Walsh, Ian	IRL	Ian Walsh	IRL	1326 1326	Tony Kart / TM / Vega	21	13	10:38,069 0:18,715	0:00,397	0:47,723	9	87,3 km/h 89,8 km/h
22	303	Bröcker, Fabrice	DEU	Fabrice Bröcker	DEU	IKB 1107604 IKB 1107604	CRG / Vortex / Vega	22	13	10:40,596 0:21,242	0:02,527	0:48,064	8	86,9 km/h 89,1 km/h
23	327	Jonsson, Lukas	SWE	JP Racing	SWE	200000901795 105	Exprit / Vortex / Vega	23	13	10:41,362 0:22,008	0:00,766	0:48,025	10	86,8 km/h 89,2 km/h

StNr. 326,332 5 sec penalty Frontfairing  
 StNr. 314,329 5 sec penalty Jump Start

Rennleitung: Rüdiger Luth Racedirektor: Thomas Lainer  
 Sportkommissare: Thomas Ferrero / Ulrich Bell / Franz-Josef Serr / FrankTautenhahn  
 Techn. Kommissare: H.-J. Dangers / A.Sengpiel / M. Grasshoff / C. Schmidt / D.Pietzko / W.Amend / M.Ambrosius  
 Zeinahme: KART-DATA timing service Franz Schieszler / Manuela Hintner

Zeitinahme / timekeeping  
 control  
  
 Franz Schieszler

**R 5 DSKG (KZ2) Heat 2 A < > C**

Strecke / track: 1190

Fahrername Driver	Denner Emilien	Lehner Franz	Neumann Thomas	Mähler Tobias	Langenbacher Marvin	Ugran Filip Ioan	Trefilovs Davids	Myszkier Pawel	Potman Mark	Dresen Andreas	Colakovic Nermin	Dreyspring Christopher
schnellste in Runde	0:46,779 Rn. 13	0:46,655 Rn. 13	0:46,984 Rn. 10	0:46,934 Rn. 10	0:47,158 Rn. 13	0:46,965 Rn. 9	0:47,017 Rn. 9	0:46,977 Rn. 13	0:47,401 Rn. 10	0:47,327 Rn. 11	0:47,354 Rn. 8	0:47,343 Rn. 9
Speed	91,6 km/h	91,8 km/h	91,2 km/h	91,3 km/h	90,8 km/h	91,2 km/h	91,1 km/h	91,2 km/h	90,4 km/h	90,5 km/h	90,5 km/h	90,5 km/h
Lap 1	0:50,668	0:51,701	0:51,470	0:51,449	0:51,189	0:50,901	0:51,048	0:50,545	0:51,696	0:52,150	0:52,007	0:51,846
Lap 2	0:48,087	0:48,499	0:48,716	0:48,613	0:48,786	0:48,192	0:49,215	0:48,811	0:49,160	0:49,033	0:49,460	0:49,093
Lap 3	0:47,492	0:48,116	0:48,684	0:48,781	0:48,071	0:47,771	0:47,810	0:48,197	0:48,269	0:48,301	0:48,215	0:48,194
Lap 4	0:47,249	0:47,377	0:47,516	0:47,772	0:47,724	0:47,605	0:47,200	0:47,499	0:47,916	0:47,968	0:47,882	0:48,086
Lap 5	0:47,158	0:47,400	0:47,365	0:47,371	0:47,340	0:47,327	0:47,166	0:47,203	0:47,867	0:48,462	0:48,152	0:48,007
Lap 6	0:46,961	0:47,209	0:47,258	0:47,344	0:47,390	0:47,357	0:47,229	0:47,191	0:47,566	0:47,860	0:47,781	0:47,900
Lap 7	0:47,029	0:46,892	0:47,202	0:47,115	0:47,835	0:47,027	0:47,105	0:47,248	0:47,560	0:47,582	0:47,590	0:48,133
Lap 8	0:46,956	0:47,099	0:47,183	0:47,145	0:47,291	0:47,118	0:47,036	0:47,132	0:47,500	0:47,459	0:47,354	0:47,373
Lap 9	0:46,944	0:47,183	0:47,066	0:47,096	0:47,431	0:46,965	0:47,017	0:47,085	0:47,439	0:47,367	0:47,436	0:47,343
Lap 10	0:47,054	0:47,033	0:46,984	0:46,934	0:47,552	0:47,105	0:47,049	0:47,102	0:47,401	0:47,700	0:47,661	0:47,496
Lap 11	0:46,950	0:47,547	0:47,500	0:47,285	0:47,282	0:47,082	0:47,122	0:48,137	0:47,444	0:47,327	0:47,445	0:48,015
Lap 12	0:47,037	0:46,988	0:47,223	0:47,262	0:47,285	0:47,142	0:47,190	0:47,145	0:47,501	0:47,388	0:47,402	0:47,415
Lap 13	0:46,779	0:46,655	0:47,078	0:47,214	0:47,158	0:47,024	0:47,040	0:46,977	0:47,624	0:47,544	0:48,104	0:47,652

## R 5 DSKC (KZ2) Heat 2 A < > G

Strecke / track: 1190

Fahrername Driver	Sager Moritz	Steigerwald Noah	Skeed	Drewing Pascal	Tabakovic Ronny	Himmels Yannik	Baranowski Kevin	Beyerlein Patrick	Walsh Ian	Bröcker Fabrice	Jonsson Lukas
schnellste in Runde	0:47,422 Rn. 11	0:47,230 Rn. 9	0:47,578 Rn. 4	0:47,450 Rn. 13	0:47,007 Rn. 9	0:47,634 Rn. 12	0:47,189 Rn. 10	0:47,831 Rn. 13	0:47,723 Rn. 9	0:48,064 Rn. 8	0:48,025 Rn. 10
Speed	90,3 km/h	90,7 km/h	90,0 km/h	90,3 km/h	91,1 km/h	89,9 km/h	90,8 km/h	89,6 km/h	89,8 km/h	89,1 km/h	89,2 km/h
Lap 1	0:51,908	0:52,777	0:52,438	0:53,490	0:51,496	0:52,590	0:53,666	0:52,472	0:53,764	0:52,659	0:53,302
Lap 2	0:49,333	0:49,570	0:49,181	0:49,501	0:49,701	0:49,598	0:49,035	0:49,516	0:49,421	0:49,288	0:49,344
Lap 3	0:48,219	0:48,634	0:48,384	0:48,437	0:48,220	0:48,955	0:48,417	0:48,864	0:48,704	0:49,105	0:48,915
Lap 4	0:47,785	0:48,921	0:47,578	0:48,742	0:48,071	0:48,783	0:48,318	0:48,348	0:48,742	0:48,956	0:48,790
Lap 5	0:47,924	0:47,907	0:47,752	0:48,391	0:47,434	0:48,849	0:47,382	0:48,155	0:48,822	0:49,324	0:48,725
Lap 6	0:47,850	0:47,843	0:47,842	0:47,807	0:47,199	0:47,727	0:47,332	0:48,126	0:48,058	0:48,109	0:48,408
Lap 7	0:48,165	0:47,958	0:48,279	0:47,667	0:47,727	0:47,713	0:47,895	0:48,682	0:48,080	0:48,605	0:48,263
Lap 8	0:47,447	0:47,497	0:48,318	0:47,696	0:47,106	0:47,658	0:47,988	0:48,043	0:47,776	0:48,064	0:48,104
Lap 9	0:47,778	0:47,230	0:47,858	0:47,662	0:47,007	0:47,731	0:47,342	0:47,916	0:47,723	0:48,308	0:48,059
Lap 10	0:47,550	0:47,606	0:47,658	0:47,693	0:47,112	0:48,399	0:47,189	0:48,829	0:47,949	0:48,228	0:48,025
Lap 11	0:47,422	0:47,743	0:47,899	0:47,664	0:47,350	0:48,097	0:47,261	0:48,324	0:47,757	0:48,186	0:48,045
Lap 12	0:47,857	0:47,543	0:48,163	0:47,646	0:47,324	0:47,634	0:47,878	0:47,859	0:47,789	0:48,064	0:48,306
Lap 13	0:47,791	0:47,451	0:47,742	0:47,450	0:47,942	0:47,730	0:47,798	0:47,831	0:47,937	0:48,155	0:48,483

## R 5 DSKG (KZ2) Heat 2 A < > C

Ziel		Sektion 1		Sektion 2		Sektion 3	
Fahrername	Zeit	Fahrername	Zeit	Fahrername	Zeit	Fahrername	Zeit
1 334 Lehner,Franz	0:46,655	334 Lehner,Franz	0:16,636	321 Denner,Emilien	0:15,441	334 Lehner,Franz	0:14,463
2 321 Denner,Emilien	0:46,779	314 Ugran,Filip Ioan	0:16,766	333 Myszkier,Pawel	0:15,476	321 Denner,Emilien	0:14,536
3 323 Mähler,Tobias	0:46,934	329 Trefilovs,Davids	0:16,785	314 Ugran,Filip Ioan	0:15,503	328 Neumann,Thomas	0:14,579
4 314 Ugran,Filip Ioan	0:46,965	321 Denner,Emilien	0:16,791	323 Mähler,Tobias	0:15,512	314 Ugran,Filip Ioan	0:14,583
5 333 Myszkier,Pawel	0:46,977	323 Mähler,Tobias	0:16,815	332 Tabakovic,Ronny	0:15,519	329 Trefilovs,Davids	0:14,599
6 328 Neumann,Thomas	0:46,984	332 Tabakovic,Ronny	0:16,830	334 Lehner,Franz	0:15,525	323 Mähler,Tobias	0:14,602
7 332 Tabakovic,Ronny	0:47,007	328 Neumann,Thomas	0:16,836	328 Neumann,Thomas	0:15,543	332 Tabakovic,Ronny	0:14,619
8 329 Trefilovs,Davids	0:47,017	333 Myszkier,Pawel	0:16,856	329 Trefilovs,Davids	0:15,562	333 Myszkier,Pawel	0:14,626
9 305 Langenbacher,Marvin	0:47,158	326 Baranowski,Kevin	0:16,875	356 Steigerwald,Noah	0:15,588	305 Langenbacher,Marvin	0:14,644
10 326 Baranowski,Kevin	0:47,189	305 Langenbacher,Marvin	0:16,880	326 Baranowski,Kevin	0:15,606	318 Dresen,Andreas	0:14,664
11 356 Steigerwald,Noah	0:47,230	356 Steigerwald,Noah	0:16,910	311 Dreyspring,Christopher	0:15,617	326 Baranowski,Kevin	0:14,675
12 318 Dresen,Andreas	0:47,327	318 Dresen,Andreas	0:16,915	305 Langenbacher,Marvin	0:15,618	335 Sager,Moritz	0:14,682
13 311 Dreyspring,Christopher	0:47,343	302 Potman,Mark	0:16,916	369 Drawing,Pascal	0:15,621	356 Steigerwald,Noah	0:14,692
14 319 Colakovic,Nermin	0:47,354	308 Skeed,	0:16,921	302 Potman,Mark	0:15,659	319 Colakovic,Nermin	0:14,695
15 302 Potman,Mark	0:47,401	335 Sager,Moritz	0:16,934	319 Colakovic,Nermin	0:15,672	330 Walsh,Ian	0:14,695
16 335 Sager,Moritz	0:47,422	311 Dreyspring,Christopher	0:16,938	335 Sager,Moritz	0:15,685	311 Dreyspring,Christopher	0:14,731
17 369 Drawing,Pascal	0:47,450	319 Colakovic,Nermin	0:16,941	318 Dresen,Andreas	0:15,691	308 Skeed,	0:14,731
18 308 Skeed,	0:47,578	369 Drawing,Pascal	0:16,981	301 Himmels,Yannik	0:15,764	302 Potman,Mark	0:14,737
19 301 Himmels,Yannik	0:47,634	301 Himmels,Yannik	0:16,982	308 Skeed,	0:15,782	369 Drawing,Pascal	0:14,767
20 330 Walsh,Ian	0:47,723	330 Walsh,Ian	0:17,064	330 Walsh,Ian	0:15,789	304 Beyerlein,Patrick	0:14,793
21 304 Beyerlein,Patrick	0:47,831	304 Beyerlein,Patrick	0:17,098	304 Beyerlein,Patrick	0:15,862	301 Himmels,Yannik	0:14,795
22 327 Jonsson,Lukas	0:48,025	327 Jonsson,Lukas	0:17,112	303 Bröcker,Fabrice	0:15,906	327 Jonsson,Lukas	0:14,904
23 303 Bröcker,Fabrice	0:48,064	303 Bröcker,Fabrice	0:17,130	327 Jonsson,Lukas	0:15,913	303 Bröcker,Fabrice	0:14,948



R 5 DSKG (KZ2) Heat 2 A <> C

Die schnellsten Zeiten

Ort	Nr. Fahrername	Zeit	Streckenl.	ø Speed
Ziel	334 Lehner,Franz	0:46,655	1190 m	91,8 km/h
Sektion 1	334 Lehner,Franz	0:16,636	452 m	97,8 km/h
Sektion 2	321 Denner,Emilien	0:15,441	368 m	85,8 km/h
Sektion 3	334 Lehner,Franz	0:14,463	370 m	92,1 km/h

	Snr.321 Denner,Emilien FRA CRG Holland			Snr.314 Ugran,Filip Ioan ROU R&R RACING TEAM			Snr.329 Trefilovs, Davids DEU SRP Racing Team			Snr.334 Lehner,Franz AUT BIREL ART RACING KSW			Snr.333 Myszkier,Pawel POL Mach1 Motorsport		
	theoretisch mögliche Bestzeit	Ziel	Sektion 3	theoretisch mögliche Bestzeit	Ziel	Sektion 3	theoretisch mögliche Bestzeit	Ziel	Sektion 3	theoretisch mögliche Bestzeit	Ziel	Sektion 3	theoretisch mögliche Bestzeit	Ziel	Sektion 3
best	0:46,779	0:16,791	0:15,441	0:46,965	0:16,766	0:15,503	0:47,017	0:16,785	0:15,562	0:46,655	0:16,636	0:15,525	0:46,977	0:16,856	0:15,476
Runde 1	0:50,668	0:19,240	0:16,342	0:50,901	0:19,644	0:16,253	0:51,048	0:19,457	0:16,405	0:51,701	0:20,026	0:16,547	0:50,545	0:19,185	0:16,322
Runde 2	0:48,087	0:17,296	0:15,942	0:48,192	0:17,359	0:15,927	0:49,215	0:17,967	0:16,251	0:48,499	0:17,714	0:16,020	0:48,811	0:17,730	0:15,962
Runde 3	0:47,492	0:17,105	0:15,677	0:47,771	0:17,141	0:15,830	0:47,810	0:17,265	0:15,849	0:48,116	0:17,584	0:15,870	0:48,197	0:17,709	0:15,758
Runde 4	0:47,249	0:16,966	0:15,638	0:47,605	0:17,048	0:15,828	0:47,200	0:16,884	0:15,671	0:47,377	0:17,010	0:15,721	0:47,499	0:17,041	0:15,739
Runde 5	0:47,158	0:16,865	0:15,581	0:47,327	0:16,857	0:15,699	0:47,166	0:16,866	0:15,648	0:47,400	0:17,008	0:15,823	0:47,203	0:16,884	0:15,637
Runde 6	0:46,961	0:16,862	0:15,484	0:47,357	0:16,929	0:15,716	0:47,229	0:16,871	0:15,620	0:47,209	0:16,818	0:15,817	0:47,191	0:16,864	0:15,674
Runde 7	0:47,029	0:16,941	0:15,472	0:47,027	0:16,810	0:15,567	0:47,105	0:16,824	0:15,645	0:46,892	0:16,785	0:15,625	0:47,248	0:16,876	0:15,695
Runde 8	0:46,956	0:16,791	0:15,530	0:47,118	0:16,830	0:15,621	0:47,036	0:16,816	0:15,621	0:47,099	0:16,923	0:15,619	0:47,132	0:16,875	0:15,607
Runde 9	0:46,944	0:16,866	0:15,472	0:46,965	0:16,766	0:15,558	0:47,017	0:16,795	0:15,575	0:47,183	0:17,093	0:15,627	0:47,085	0:16,885	0:15,574
Runde 10	0:47,054	0:16,908	0:15,549	0:47,105	0:16,823	0:15,635	0:47,049	0:16,785	0:15,593	0:47,033	0:16,878	0:15,639	0:47,102	0:16,929	0:15,539
Runde 11	0:46,950	0:16,853	0:15,481	0:47,082	0:16,920	0:15,514	0:47,122	0:16,915	0:15,590	0:47,547	0:17,369	0:15,656	0:48,137	0:17,650	0:15,791
Runde 12	0:47,037	0:16,882	0:15,568	0:47,142	0:16,924	0:15,594	0:47,190	0:16,917	0:15,656	0:46,988	0:16,798	0:15,624	0:47,145	0:16,942	0:15,545
Runde 13	0:46,779	0:16,802	0:15,441	0:47,024	0:16,938	0:15,503	0:47,040	0:16,846	0:15,562	0:46,655	0:16,636	0:15,525	0:46,977	0:16,856	0:15,476

**R 5 DSKG (KZ2) Heat 2 A <> C**

Die schnellsten Zeiten

Ort	Nr. Fahrername	Zeit	Streckenl.	ø Speed
Ziel	334 Lehner,Franz	0:46,655	1190 m	91,8 km/h
Sektion 1	334 Lehner,Franz	0:16,636	452 m	97,8 km/h
Sektion 2	321 Demner,Emilien	0:15,441	368 m	85,8 km/h
Sektion 3	334 Lehner,Franz	0:14,463	370 m	92,1 km/h

	Snr.328 Neumann,Thomas DEU SRP Racing Team			Snr.323 Mähler,Tobias DEU Kartshop Ampfing			Snr.305 Langenbacher,Marvin DEU RS-Motorsport			Snr.302 Potman,Mark NLD CRG Holland			Snr.318 Dresen,Andreas DEU Valier Motorsport							
	theoretisch mögliche Bestzeit	Sektion 2	Sektion 3	theoretisch mögliche Bestzeit	Sektion 1	Sektion 2	Sektion 3	theoretisch mögliche Bestzeit	Sektion 1	Sektion 2	Sektion 3	theoretisch mögliche Bestzeit	Sektion 1	Sektion 2	Sektion 3					
best	0:46,984	0:16,836	0:15,543	0:14,579	0:46,934	0:16,815	0:15,512	0:14,602	0:47,158	0:16,880	0:15,618	0:14,644	0:47,401	0:16,916	0:15,659	0:14,737	0:47,327	0:16,915	0:15,691	0:14,664
Runde 1	0:51,470	0:19,789	0:16,545	0:15,136	0:51,449	0:19,801	0:16,572	0:15,076	0:51,189	0:19,631	0:16,503	0:15,055	0:51,696	0:20,007	0:16,469	0:15,220	0:52,150	0:20,384	0:16,524	0:15,242
Runde 2	0:48,716	0:17,738	0:16,007	0:14,971	0:48,613	0:17,760	0:15,998	0:14,855	0:48,786	0:17,974	0:16,021	0:14,791	0:49,160	0:18,097	0:16,083	0:14,980	0:49,033	0:17,870	0:16,216	0:14,947
Runde 3	0:48,684	0:17,672	0:15,897	0:15,115	0:48,781	0:18,369	0:15,685	0:14,727	0:48,071	0:17,420	0:15,866	0:14,785	0:48,269	0:17,346	0:15,935	0:14,988	0:48,301	0:17,444	0:16,007	0:14,850
Runde 4	0:47,516	0:17,037	0:15,778	0:14,701	0:47,772	0:17,403	0:15,663	0:14,706	0:47,724	0:17,357	0:15,674	0:14,693	0:47,916	0:17,197	0:15,881	0:14,838	0:47,968	0:17,258	0:15,924	0:14,786
Runde 5	0:47,365	0:16,968	0:15,679	0:14,718	0:47,371	0:17,056	0:15,580	0:14,735	0:47,340	0:16,960	0:15,674	0:14,706	0:47,867	0:17,147	0:15,883	0:14,837	0:48,462	0:17,582	0:16,022	0:14,858
Runde 6	0:47,258	0:16,894	0:15,668	0:14,696	0:47,344	0:16,945	0:15,745	0:14,654	0:47,390	0:16,995	0:15,751	0:14,644	0:47,566	0:16,979	0:15,800	0:14,787	0:47,860	0:17,152	0:15,903	0:14,805
Runde 7	0:47,202	0:16,957	0:15,603	0:14,642	0:47,115	0:16,957	0:15,543	0:14,615	0:47,835	0:17,306	0:15,817	0:14,712	0:47,560	0:17,004	0:15,786	0:14,770	0:47,582	0:17,067	0:15,790	0:14,725
Runde 8	0:47,183	0:16,911	0:15,634	0:14,638	0:47,145	0:16,842	0:15,535	0:14,768	0:47,291	0:16,905	0:15,667	0:14,719	0:47,500	0:16,937	0:15,826	0:14,737	0:47,459	0:16,996	0:15,755	0:14,708
Runde 9	0:47,066	0:16,879	0:15,608	0:14,579	0:47,096	0:16,866	0:15,555	0:14,675	0:47,431	0:17,028	0:15,729	0:14,674	0:47,439	0:16,969	0:15,687	0:14,783	0:47,367	0:16,921	0:15,704	0:14,742
Runde 10	0:46,984	0:16,862	0:15,543	0:14,579	0:46,934	0:16,820	0:15,512	0:14,602	0:47,552	0:17,054	0:15,763	0:14,735	0:47,401	0:16,916	0:15,708	0:14,777	0:47,700	0:17,103	0:15,858	0:14,739
Runde 11	0:47,500	0:17,028	0:15,752	0:14,720	0:47,285	0:17,074	0:15,582	0:14,629	0:47,282	0:16,885	0:15,718	0:14,679	0:47,444	0:17,013	0:15,659	0:14,772	0:47,327	0:16,972	0:15,691	0:14,664
Runde 12	0:47,223	0:17,004	0:15,606	0:14,613	0:47,262	0:16,988	0:15,648	0:14,626	0:47,285	0:16,913	0:15,669	0:14,703	0:47,501	0:16,987	0:15,675	0:14,839	0:47,388	0:16,915	0:15,715	0:14,758
Runde 13	0:47,078	0:16,836	0:15,549	0:14,693	0:47,214	0:16,815	0:15,570	0:14,829	0:47,158	0:16,880	0:15,618	0:14,660	0:47,624	0:17,029	0:15,742	0:14,853	0:47,544	0:17,000	0:15,728	0:14,816

**R 5 DSKG (KZ2) Heat 2 A < > C**

Die schnellsten Zeiten

Ort	Nr. Fahrername	Zeit	Streckenl.	ø Speed
Ziel	334 Lehner,Franz	0:46,655	1190 m	91,8 km/h
Sektion 1	334 Lehner,Franz	0:16,636	452 m	97,8 km/h
Sektion 2	321 Denner,Emilien	0:15,441	368 m	85,8 km/h
Sektion 3	334 Lehner,Franz	0:14,463	370 m	92,1 km/h

best	Snr.319 Colakovic,Nermin DEU Solgat Motorsport		Snr.332 Tabakovic,Ronny DEU CKR Srl		Snr.311 Dreyspring,Christopher DEU CRG -Performance		Snr.335 Sager,Moritz AUT KSB RACING TEAM		Snr.326 Baranowski,Kevin DEU Solgat Motorsport							
	theoretisch mögliche Bestzeit	Ziel	theoretisch mögliche Bestzeit	Ziel	theoretisch mögliche Bestzeit	Ziel	theoretisch mögliche Bestzeit	Ziel	theoretisch mögliche Bestzeit	Ziel						
Runde 1	0:52,007	0:20,239	0:16,534	0:15,234	0:17,462	0:15,206	0:16,572	0:15,124	0:51,908	0:19,989	0:16,652	0:15,267	0:53,666	0:21,442	0:17,042	0:15,182
Runde 2	0:49,460	0:18,356	0:16,150	0:14,954	0:18,292	0:15,215	0:16,014	0:14,933	0:49,333	0:18,160	0:16,200	0:14,973	0:49,035	0:18,066	0:15,978	0:14,991
Runde 3	0:48,215	0:17,263	0:16,111	0:14,841	0:17,145	0:15,071	0:15,885	0:14,910	0:48,219	0:17,333	0:15,886	0:15,000	0:48,417	0:17,406	0:16,126	0:14,885
Runde 4	0:47,882	0:17,119	0:15,907	0:14,856	0:17,247	0:14,878	0:15,862	0:14,947	0:47,785	0:17,141	0:15,793	0:14,851	0:48,318	0:17,489	0:15,897	0:14,932
Runde 5	0:48,152	0:17,196	0:16,121	0:14,835	0:17,143	0:14,700	0:15,892	0:14,824	0:47,924	0:17,123	0:16,018	0:14,783	0:47,382	0:16,948	0:15,711	0:14,723
Runde 6	0:47,781	0:17,102	0:15,898	0:14,781	0:17,036	0:14,644	0:15,850	0:14,844	0:47,850	0:17,176	0:15,814	0:14,860	0:47,332	0:16,914	0:15,686	0:14,732
Runde 7	0:47,590	0:17,156	0:15,739	0:14,695	0:17,036	0:14,767	0:15,672	0:14,731	0:48,165	0:17,530	0:15,854	0:14,781	0:47,895	0:16,929	0:16,198	0:14,768
Runde 8	0:47,354	0:16,966	0:15,672	0:14,716	0:16,936	0:14,619	0:15,617	0:14,773	0:47,447	0:17,048	0:15,685	0:14,714	0:47,988	0:17,245	0:15,750	0:14,993
Runde 9	0:47,436	0:16,983	0:15,688	0:14,765	0:16,830	0:14,624	0:15,622	0:14,745	0:47,778	0:16,965	0:16,003	0:14,810	0:47,342	0:16,998	0:15,657	0:14,687
Runde 10	0:47,661	0:16,978	0:15,830	0:14,853	0:16,872	0:14,648	0:15,657	0:14,811	0:47,550	0:17,032	0:15,792	0:14,726	0:47,189	0:16,875	0:15,606	0:14,708
Runde 11	0:47,445	0:16,948	0:15,772	0:14,725	0:17,095	0:14,660	0:15,664	0:14,802	0:47,422	0:16,934	0:15,806	0:14,682	0:47,261	0:16,938	0:15,648	0:14,675
Runde 12	0:47,402	0:16,941	0:15,691	0:14,770	0:16,967	0:14,763	0:15,666	0:14,747	0:47,857	0:17,181	0:15,914	0:14,762	0:47,878	0:17,224	0:15,860	0:14,794
Runde 13	0:48,104	0:17,158	0:16,009	0:14,937	0:17,011	0:14,857	0:15,818	0:14,896	0:47,791	0:17,049	0:15,745	0:14,997	0:47,798	0:17,175	0:15,744	0:14,879

### R 5 DSKG (KZ2) Heat 2 A <> C

#### Die schnellsten Zeiten

Ort	Nr. Fahrername	Zeit	Streckenl.	ø Speed
Ziel	334 Lehner,Franz	0:46,655	1190 m	91,8 km/h
Sektion 1	334 Lehner,Franz	0:16,636	452 m	97,8 km/h
Sektion 2	321 Demner,Emilien	0:15,441	368 m	85,8 km/h
Sektion 3	334 Lehner,Franz	0:14,463	370 m	92,1 km/h

	Snr.356 Steigerwald,Noah DEU Parolin Deutschland Team MSR WST			Snr.308 Skeed, ITA Renda Motorsport S.A.S.			Snr.369 Drowing,Pascal DEU Van Woerden Racing			Snr.301 Himmels,Yannik DEU Valier Motorsport			Snr.304 Beyerlein,Patrick DEU BEYMO-Karttracing			
	theoretisch mögliche Bestzeit	Sektion 1	Sektion 2	Sektion 3	theoretisch mögliche Bestzeit	Sektion 1	Sektion 2	Sektion 3	theoretisch mögliche Bestzeit	Sektion 1	Sektion 2	Sektion 3	theoretisch mögliche Bestzeit	Sektion 1	Sektion 2	Sektion 3
best	0:47,230	0:16,910	0:15,588	0:14,692	0:47,578	0:16,921	0:15,782	0:14,731	0:47,450	0:16,981	0:15,621	0:14,767	0:47,634	0:16,982	0:15,764	0:14,795
Runde 1	0:52,777	0:20,548	0:16,902	0:15,327	0:52,438	0:20,536	0:16,739	0:15,163	0:53,490	0:20,838	0:17,154	0:15,498	0:52,590	0:20,205	0:17,120	0:15,265
Runde 2	0:49,570	0:18,335	0:16,204	0:15,031	0:49,181	0:17,745	0:16,444	0:14,992	0:49,501	0:17,790	0:16,122	0:15,589	0:49,598	0:17,998	0:16,435	0:15,165
Runde 3	0:48,634	0:17,741	0:15,982	0:14,911	0:48,384	0:17,529	0:16,001	0:14,854	0:48,437	0:17,506	0:15,939	0:14,992	0:48,955	0:17,469	0:16,334	0:15,152
Runde 4	0:48,921	0:18,013	0:15,955	0:14,953	0:47,578	0:16,973	0:15,809	0:14,796	0:48,742	0:17,439	0:16,419	0:14,884	0:48,783	0:17,516	0:16,401	0:14,866
Runde 5	0:47,907	0:16,952	0:16,027	0:14,928	0:47,752	0:16,972	0:15,978	0:14,802	0:48,391	0:17,334	0:16,093	0:14,964	0:48,849	0:17,917	0:16,035	0:14,897
Runde 6	0:47,843	0:17,160	0:15,834	0:14,849	0:47,842	0:17,124	0:15,922	0:14,796	0:47,807	0:17,172	0:15,810	0:14,825	0:47,727	0:17,077	0:15,810	0:14,840
Runde 7	0:47,958	0:17,324	0:15,843	0:14,791	0:48,279	0:17,339	0:16,209	0:14,731	0:47,667	0:17,100	0:15,800	0:14,767	0:47,713	0:17,101	0:15,815	0:14,797
Runde 8	0:47,497	0:16,998	0:15,652	0:14,847	0:48,318	0:17,012	0:16,086	0:15,220	0:47,696	0:17,036	0:15,774	0:14,886	0:47,658	0:16,982	0:15,870	0:14,806
Runde 9	0:47,230	0:16,910	0:15,628	0:14,692	0:47,858	0:17,218	0:15,850	0:14,790	0:47,662	0:17,026	0:15,747	0:14,889	0:47,731	0:17,009	0:15,882	0:14,840
Runde 10	0:47,606	0:17,153	0:15,663	0:14,790	0:47,658	0:16,921	0:15,821	0:14,916	0:47,693	0:17,144	0:15,697	0:14,852	0:48,399	0:17,366	0:15,858	0:15,175
Runde 11	0:47,743	0:17,203	0:15,675	0:14,865	0:47,899	0:17,047	0:15,832	0:15,020	0:47,664	0:17,056	0:15,701	0:14,907	0:48,097	0:17,284	0:15,903	0:14,910
Runde 12	0:47,543	0:17,144	0:15,588	0:14,811	0:48,163	0:17,471	0:15,782	0:14,910	0:47,646	0:17,195	0:15,621	0:14,830	0:47,634	0:17,075	0:15,764	0:14,795
Runde 13	0:47,451	0:16,984	0:15,614	0:14,853	0:47,742	0:17,083	0:15,818	0:14,841	0:47,450	0:16,981	0:15,685	0:14,784	0:47,730	0:17,099	0:15,818	0:14,813



R 5 DSKG (K22) Heat 2 A <> C

Die schnellsten Zeiten

Ort	Nr. Fahrername	Zeit	Streckenl.	ø Speed
Ziel	334 Lehner,Franz	0:46,655	1190 m	91,8 km/h
Sektion 1	334 Lehner,Franz	0:16,636	452 m	97,8 km/h
Sektion 2	321 Demner,Emilien	0:15,441	368 m	85,8 km/h
Sektion 3	334 Lehner,Franz	0:14,463	370 m	92,1 km/h

best	Snr.330 Walsh,Ian IRL Ian Walsh			Snr.303 Bröcker,Fabrice DEU Fabrice Bröcker			Snr.327 Jonsson,Lukas SWE JP Racing					
	theoretisch mögliche Bestzeit	Sektion 1	Sektion 2	Sektion 3	theoretisch mögliche Bestzeit	Sektion 1	Sektion 2	Sektion 3	theoretisch mögliche Bestzeit	Sektion 1	Sektion 2	Sektion 3
	0:47,723	0:17,064	0:15,789	0:14,695	0:48,064	0:17,130	0:15,906	0:14,948	0:48,025	0:17,112	0:15,913	0:14,904
Runde 1	0:53,764	0:21,096	0:17,296	0:15,372	0:52,659	0:19,876	0:17,387	0:15,396	0:53,302	0:20,389	0:17,099	0:15,814
Runde 2	0:49,421	0:17,968	0:16,327	0:15,126	0:49,288	0:17,933	0:16,206	0:15,149	0:49,344	0:17,656	0:16,408	0:15,280
Runde 3	0:48,704	0:17,703	0:16,197	0:14,804	0:49,105	0:17,714	0:16,275	0:15,116	0:48,915	0:17,470	0:16,310	0:15,135
Runde 4	0:48,742	0:17,321	0:16,558	0:14,863	0:48,956	0:17,716	0:16,161	0:15,079	0:48,790	0:17,511	0:16,269	0:15,010
Runde 5	0:48,822	0:17,890	0:15,938	0:14,994	0:49,324	0:17,717	0:16,493	0:15,114	0:48,725	0:17,464	0:16,188	0:15,073
Runde 6	0:48,058	0:17,275	0:15,952	0:14,831	0:48,109	0:17,130	0:15,986	0:14,993	0:48,408	0:17,333	0:16,032	0:15,043
Runde 7	0:48,080	0:17,198	0:15,977	0:14,905	0:48,605	0:17,595	0:16,021	0:14,989	0:48,263	0:17,303	0:16,056	0:14,904
Runde 8	0:47,776	0:17,064	0:15,981	0:14,731	0:48,064	0:17,184	0:15,906	0:14,974	0:48,104	0:17,169	0:15,920	0:15,015
Runde 9	0:47,723	0:17,239	0:15,789	0:14,695	0:48,308	0:17,218	0:16,002	0:15,088	0:48,059	0:17,166	0:15,955	0:14,938
Runde 10	0:47,949	0:17,161	0:15,909	0:14,879	0:48,228	0:17,223	0:16,000	0:15,005	0:48,025	0:17,112	0:15,926	0:14,987
Runde 11	0:47,757	0:17,111	0:15,945	0:14,701	0:48,186	0:17,259	0:15,927	0:15,000	0:48,045	0:17,200	0:15,913	0:14,932
Runde 12	0:47,789	0:17,153	0:15,794	0:14,842	0:48,064	0:17,197	0:15,919	0:14,948	0:48,306	0:17,228	0:16,016	0:15,062
Runde 13	0:47,937	0:17,306	0:15,909	0:14,722	0:48,155	0:17,247	0:15,932	0:14,976	0:48,483	0:17,172	0:16,271	0:15,040

**NEU - 2 - NEW**

Strecke / track: 1190m  
 started: 22 classified: 22 not classified: 0

fastest Lap Lehner, Franz at: 0:46,595  
 Doc. 2.2

Pos	St. Nr.	Fahrer Driver	Nation	Bewerber/Sponsor	Nation	Lizenz/B-Lizenz	Chassis/Motor/Reifen	Points	Runden Laps	Gesamtzeit Differenz	Abstand Gap	beste Runde best Lap	in R. in L.	o Geschw. u Speed
1	306	Curto, Alessio	DEU	Valier Motorsport	DEU	IKC 1125805 KBF 1063735	SODI / TM / Vega	0	13	10:19,341		0:46,615	12	89,9 km/h
2	309	Kamali, Luka	DEU	TB Racing Team	DEU	IKB 1132670 KBF 1116906	CRG / TM / Vega	2	13	10:20,088 0:00,747	0:00,747	0:46,672	11	89,8 km/h
3	329	Trefilovs, Davids	DEU	SRP Racing Team	DEU	IKC1147656 KBF 1156791	CRG / TM / Vega	3	13	10:20,697 0:01,356	0:00,609	0:46,757	13	89,7 km/h
4	328	Neumann, Thomas	DEU	SRP Racing Team	DEU	IKB 1066455 KBF 1156791	CRG / Modena / Vega	4	13	10:23,019 0:03,678	0:02,322	0:46,894	9	89,4 km/h
5	331	Kindervater, Robert	DEU	BIREL ART RACING KSW	AUT	IKC 1133505 BK 102	BirelART / TM / Vega	5	13	10:23,327 0:03,986	0:00,308	0:46,870	7	89,3 km/h
6	334	Lehner, Franz	AUT	BIREL ART RACING KSW	AUT	JK 2150 BK 102	BirelART / TM / Vega	6	13	10:23,555 0:04,214	0:00,228	0:46,595	13	89,3 km/h
7	316	Schultheiss, Marcel	DEU	Mach1 Motorsport	DEU	IKC 1106945 KBF 1005514	Mach1 / TM / Vega	7	13	10:26,502 0:07,161	0:02,947	0:47,193	8	88,9 km/h
8	302	Potman, Mark	IND	CRG Holland	IND	30972 15521	CRG / TM / Vega	8	13	10:29,837 0:10,496	0:03,335	0:47,168	11	88,4 km/h
9	312	Metz, Tim Mika	DEU	CRG-Performance	DEU	IKC 1149667 KBF 1168909	CRG / TM / Vega	9	13	10:29,935 0:10,594	0:00,098	0:46,795	11	88,4 km/h
10	318	Dresen, Andreas	DEU	Valier Motorsport	DEU	IKC 1116375 KBF 1063735	SODI / TM / Vega	10	13	10:30,245 0:10,904	0:00,310	0:47,127	12	88,4 km/h
11	317	Wagner, Fabio	DEU	KSM Schumacher Racing Team	DEU	IKC 1125482 KBF 1067587	Tony Kart / Vortex / Vega	11	13	10:32,822 0:13,481	0:02,577	0:47,207	13	88 km/h
12	335	Sager, Moritz	AUT	KSB RACING TEAM	AUT	JK 2117 BK 002	Kosmic / Vortex / Vega	12	13	10:32,990 0:13,649	0:00,168	0:47,233	13	88 km/h
13	304	Beyerlein, Patrick	DEU	BEYMO-Kartracing	DEU	IKC 1041625 KBF 1160795	CRG / TM / Vega	13	13	10:33,837 0:14,496	0:00,847	0:47,359	8	87,9 km/h
14	319	Colakovic, Nermin	DEU	Solgat Motorsport	DEU	IKB 1165480 KBF 1079882	BirelArt / TM / Vega	14	13	10:33,841 0:14,500	0:00,004	0:47,070	11	87,9 km/h
15	322	Fusco, Giuseppe	ITA	Renda Motorsport S.A.S.	ITA	33941C 322880	CKR / Vortex / Vega	15	13	10:34,343 0:15,002	0:00,502	0:47,304	9	87,8 km/h
16	311	Dreyspring, Christopher	DEU	CRG-Performance	DEU	IKC 1118587 KBF 1168909	CRG / TM / Vega	16	13	10:39,436 0:20,095	0:05,093	0:46,990	9	87,1 km/h
17	330	Walsh, Ian	IRL	Ian Walsh	IRL	1326 1326	Tony Kart / TM / Vega	17	13	10:43,306 0:23,965	0:03,870	0:48,078	9	86,6 km/h
18	307	Schröder, Tim	DEU	Mach1 Motorsport	DEU	IKB 1079850 KBF 1005514	Mach1 / TM / Vega	18	13	10:43,592 0:24,251	0:00,286	0:48,041	11	86,5 km/h
19	320	Fredriksson, Lukas	SWE	JP Racing	SWE	20010809007? 105	Expriit / Vortex / Vega	19	13	10:44,283 0:24,942	0:00,691	0:47,605	13	86,4 km/h
20	303	Bröcker, Fabrice	DEU	Fabrice Bröcker	DEU	IKB 1107604 KBF 1107604	CRG / Vortex / Vega	20	7	5:51,303 6 R	6 R	0:48,084	7	85,4 km/h
21	324	De Santis, Raffaele	ITA	SRP Racing Team	DEU	355295 KBF 1156791	CRG / TM / Vega	21	4	3:21,644 9 R	3 R	0:47,662	4	85 km/h
22	368	Hartmann, Rick	DEU	Team NKS	DEU	IKC 1145851 KBF 1050071	DR / TM / Vega	22	0	0:20,868 13 R	4 R			89,9 km/h

StNr. 312,319 5 sec penalty Frontfaring

Rennleitung: Rüdiger Luth Racedirektor: Thomas Lainer  
 Sportkommissare: Thomas Ferrero / Ulrich Bell / Franz-Josef Serr / FrankTautenhahn  
 Techn. Kommissare: H.-J. Dangers / A.Sengpiel / M. Grasshoff / C. Schmidt / D.Pietzko / W.Amend / M.Ambrosius  
 Zeinahme: KART-DATA timing service Franz Schieszler / Manuela Hintner

Zeitnahme / timekeeping  
 control *Schieszler*  
 Franz Schieszler  
 Aushangzeit : 14:16

**R 1 DSKC (KZ2) Heat 1 B < > C**

Strecke / track: 1190

Fahrername Driver	Curto Alessio	Kamali Luka	Treflows Davids	Neumann Thomas	Kindervater Robert	Lehner Franz	Schultheiss Marcel	Potman Mark	Metz Tim Miika	Dresen Andreas	Wagner Fabio	Sager Moritz
schnellste in Runde	0:46,615 Rn. 12	0:46,672 Rn. 11	0:46,757 Rn. 13	0:46,894 Rn. 9	0:46,870 Rn. 7	0:46,595 Rn. 13	0:47,193 Rn. 8	0:47,168 Rn. 11	0:46,795 Rn. 11	0:47,127 Rn. 12	0:47,207 Rn. 13	0:47,233 Rn. 13
Speed	91,9 km/h	91,8 km/h	91,6 km/h	91,4 km/h	91,4 km/h	91,9 km/h	90,8 km/h	90,8 km/h	91,5 km/h	90,9 km/h	90,7 km/h	90,7 km/h
Lap 1	0:50,273	0:50,574	0:51,536	0:52,088	0:51,748	0:52,882	0:51,720	0:52,968	0:53,096	0:53,374	0:51,942	0:52,706
Lap 2	0:48,232	0:48,001	0:47,930	0:48,055	0:48,157	0:48,241	0:48,079	0:48,792	0:48,376	0:49,330	0:49,481	0:49,583
Lap 3	0:47,626	0:47,523	0:47,491	0:47,824	0:47,544	0:47,986	0:47,767	0:47,933	0:48,498	0:48,038	0:48,449	0:48,279
Lap 4	0:47,311	0:47,417	0:47,334	0:47,184	0:47,141	0:47,595	0:47,450	0:48,581	0:47,249	0:48,336	0:47,569	0:47,987
Lap 5	0:47,113	0:47,230	0:47,124	0:47,062	0:47,129	0:47,575	0:47,367	0:47,726	0:47,293	0:47,849	0:47,855	0:47,987
Lap 6	0:47,134	0:47,097	0:46,918	0:47,050	0:47,135	0:46,954	0:47,278	0:47,349	0:46,970	0:47,443	0:47,479	0:47,493
Lap 7	0:46,933	0:46,900	0:46,873	0:46,927	0:46,870	0:46,906	0:47,306	0:47,289	0:46,822	0:47,227	0:47,385	0:47,277
Lap 8	0:46,860	0:46,913	0:46,848	0:46,927	0:46,887	0:46,642	0:47,193	0:47,205	0:46,837	0:47,134	0:47,461	0:47,691
Lap 9	0:46,821	0:46,944	0:46,968	0:46,894	0:46,920	0:46,916	0:47,485	0:47,286	0:46,919	0:47,301	0:47,582	0:48,161
Lap 10	0:46,838	0:46,819	0:46,819	0:46,973	0:47,032	0:46,761	0:47,551	0:47,194	0:47,161	0:47,249	0:47,418	0:47,408
Lap 11	0:46,717	0:46,672	0:46,913	0:46,975	0:47,123	0:46,684	0:47,330	0:47,168	0:46,795	0:47,198	0:47,326	0:47,337
Lap 12	0:46,615	0:46,739	0:46,808	0:47,262	0:47,837	0:46,806	0:47,282	0:47,296	0:46,878	0:47,127	0:47,705	0:47,377
Lap 13	0:46,691	0:46,792	0:46,757	0:46,985	0:46,908	0:46,595	0:47,320	0:47,238	0:46,872	0:47,276	0:47,207	0:47,233

## R 1 DSKG (KZ2) Heat 1 B < > C

Strecke / track: 1190

Fahrername Driver	Beyerlein Patrick	Colakovic Nermin	Fusco Giuseppe	Dreyspring Christopher	Schröder Tim	Fredriksson Lukas	Walsh Ian	Bröcker Fabrice	De Santis Raffaele	Hartmann Rick
schnellste Runde in Runde	0:47,359 Rn. 8	0:47,070 Rn. 11	0:47,304 Rn. 9	0:46,990 Rn. 9	0:48,041 Rn. 11	0:47,605 Rn. 13	0:48,078 Rn. 9	0:48,084 Rn. 7	0:47,662 Rn. 4	
Speed	90,5 km/h	91,0 km/h	90,6 km/h	91,2 km/h	89,2 km/h	90,0 km/h	89,1 km/h	89,1 km/h	89,9 km/h	
Lap 1	0:53,046	0:52,546	0:50,598	0:48,399	0:52,684	0:51,125	0:50,632	0:53,157	0:52,176	
Lap 2	0:49,303	0:48,445	0:49,021	0:47,991	0:49,693	0:49,100	0:48,743	0:49,425	0:48,618	
Lap 3	0:48,131	0:48,874	0:49,218	0:47,976	0:48,849	0:48,640	0:48,721	0:48,893	0:47,959	
Lap 4	0:48,306	0:48,442	0:47,901	0:47,659	0:48,596	0:48,595	0:48,613	0:48,231	0:47,662	
Lap 5	0:47,829	0:47,515	0:47,965	0:47,213	0:48,620	0:48,456	0:48,586	0:48,207		
Lap 6	0:47,506	0:47,207	0:47,669	0:47,542	0:48,973	0:48,303	0:48,393	0:48,252		
Lap 7	0:47,393	0:47,199	0:47,574	0:47,721	0:48,448	0:48,532	0:48,302	0:48,084		
Lap 8	0:47,359	0:47,157	0:47,592	0:47,057	0:48,615	0:48,159	0:48,442			
Lap 9	0:47,569	0:47,107	0:47,304	0:46,990	0:48,462	0:47,810	0:48,078			
Lap 10	0:47,604	0:47,076	0:47,372	0:47,148	0:48,323	0:47,681	0:48,122			
Lap 11	0:47,735	0:47,070	0:47,497	0:47,790	0:48,041	0:47,628	0:48,162			
Lap 12	0:48,555	0:47,335	0:47,567	0:48,968	0:48,076	0:47,788	0:48,137			
Lap 13	0:47,510	0:47,365	0:47,620		0:48,215	0:47,605	0:49,146			



## R 1 DSKG (K22) Heat 1 B < > C

Ziel		Sektion 1		Sektion 2		Sektion 3	
Fahrername	Zeit	Fahrername	Zeit	Fahrername	Zeit	Fahrername	Zeit
1 334 Lehner,Franz	0:46,595	334 Lehner,Franz	0:16,634	306 Curto,Alessio	0:15,402	311 Dreyspring,Christopher	0:14,173
2 306 Curto,Alessio	0:46,615	329 Trefilovs, Davids	0:16,669	312 Metz, Tim Mika	0:15,438	309 Kamali, Luka	0:14,439
3 309 Kamali, Luka	0:46,672	306 Curto,Alessio	0:16,714	331 Kindervater, Robert	0:15,472	334 Lehner, Franz	0:14,446
4 329 Trefilovs, Davids	0:46,757	309 Kamali, Luka	0:16,718	334 Lehner, Franz	0:15,494	306 Curto,Alessio	0:14,499
5 312 Metz, Tim Mika	0:46,795	312 Metz, Tim Mika	0:16,726	309 Kamali, Luka	0:15,504	329 Trefilovs, Davids	0:14,530
6 331 Kindervater, Robert	0:46,870	331 Kindervater, Robert	0:16,770	329 Trefilovs, Davids	0:15,506	328 Neumann, Thomas	0:14,537
7 328 Neumann, Thomas	0:46,894	311 Dreyspring, Christopher	0:16,805	311 Dreyspring, Christopher	0:15,509	319 Colakovic, Nermin	0:14,579
8 311 Dreyspring, Christopher	0:46,990	328 Neumann, Thomas	0:16,810	328 Neumann, Thomas	0:15,511	312 Metz, Tim Mika	0:14,586
9 319 Colakovic, Nermin	0:47,070	318 Dresen, Andreas	0:16,822	319 Colakovic, Nermin	0:15,555	331 Kindervater, Robert	0:14,588
10 318 Dresen, Andreas	0:47,127	319 Colakovic, Nermin	0:16,857	316 Schultheiss, Marcel	0:15,587	318 Dresen, Andreas	0:14,602
11 302 Potman, Mark	0:47,168	302 Potman, Mark	0:16,864	335 Sager, Moritz	0:15,595	335 Sager, Moritz	0:14,617
12 316 Schultheiss, Marcel	0:47,193	317 Wagner, Fabio	0:16,879	302 Potman, Mark	0:15,597	322 Fusco, Giuseppe	0:14,617
13 317 Wagner, Fabio	0:47,207	316 Schultheiss, Marcel	0:16,888	318 Dresen, Andreas	0:15,633	302 Potman, Mark	0:14,632
14 335 Sager, Moritz	0:47,233	335 Sager, Moritz	0:16,891	317 Wagner, Fabio	0:15,641	316 Schultheiss, Marcel	0:14,658
15 322 Fusco, Giuseppe	0:47,304	304 Beyerlein, Patrick	0:16,928	322 Fusco, Giuseppe	0:15,657	317 Wagner, Fabio	0:14,687
16 304 Beyerlein, Patrick	0:47,359	322 Fusco, Giuseppe	0:17,010	304 Beyerlein, Patrick	0:15,682	304 Beyerlein, Patrick	0:14,708
17 320 Fredriksson, Lukas	0:47,605	324 De Santis, Raffaele	0:17,030	320 Fredriksson, Lukas	0:15,766	320 Fredriksson, Lukas	0:14,729
18 324 De Santis, Raffaele	0:47,662	320 Fredriksson, Lukas	0:17,052	324 De Santis, Raffaele	0:15,828	330 Walsh, Ian	0:14,766
19 307 Schröder, Tim	0:48,041	303 Bröcker, Fabrice	0:17,120	307 Schröder, Tim	0:15,829	324 De Santis, Raffaele	0:14,804
20 330 Walsh, Ian	0:48,078	330 Walsh, Ian	0:17,164	303 Bröcker, Fabrice	0:15,904	307 Schröder, Tim	0:14,872
21 303 Bröcker, Fabrice	0:48,084	307 Schröder, Tim	0:17,243	330 Walsh, Ian	0:15,987	303 Bröcker, Fabrice	0:14,992
22 368 Hartmann, Rick		368 Hartmann, Rick		368 Hartmann, Rick		368 Hartmann, Rick	

### R 1 DSKG (KZ2) Heat 1 B < > C

#### Die schnellsten Zeiten

Ort	Nr. Fahrername	Zeit	Streckenl.	Ø Speed
Ziel	334 Lehner,Franz	0:46,595	1190 m	91,9 km/h
Sektion 1	334 Lehner,Franz	0:16,634	452 m	97,8 km/h
Sektion 2	306 Curto,Alessio	0:15,402	368 m	86,0 km/h
Sektion 3	311 Dreyspring,Christoph	0:14,173	370 m	94,0 km/h

	Snr.306 Curto,Alessio DEU Valier Motorsport			Snr.309 Kamali,Luka DEU TB Racing Team			Snr.329 Trefilovs,David DEU SRP Racing Team			Snr.328 Neumann,Thomas DEU SRP Racing Team			Snr.331 Kindervater,Robert DEU BIREL ART RACING KSW						
	theoretisch mögliche Bestzeit	Ziel	best	theoretisch mögliche Bestzeit	Ziel	best	theoretisch mögliche Bestzeit	Ziel	best	theoretisch mögliche Bestzeit	Ziel	best	theoretisch mögliche Bestzeit	Ziel	best				
Runde 1	0:50,273	0:16,143	0:15,065	0:50,574	0:19,400	0:16,238	0:14,936	0:51,536	0:20,002	0:16,463	0:15,071	0:52,088	0:19,851	0:16,741	0:15,496	0:51,748	0:19,750	0:16,636	0:15,362
Runde 2	0:48,292	0:17,315	0:15,937	0:48,001	0:17,171	0:15,930	0:14,900	0:47,930	0:17,120	0:15,840	0:14,970	0:48,055	0:17,267	0:15,935	0:14,853	0:48,157	0:17,417	0:15,857	0:14,883
Runde 3	0:47,626	0:17,118	0:15,726	0:47,523	0:17,052	0:15,768	0:14,703	0:47,491	0:16,999	0:15,744	0:14,748	0:47,824	0:17,141	0:15,839	0:14,844	0:47,544	0:17,188	0:15,611	0:14,745
Runde 4	0:47,311	0:16,968	0:15,639	0:47,417	0:16,967	0:15,732	0:14,718	0:47,334	0:16,915	0:15,732	0:14,687	0:47,184	0:16,948	0:15,644	0:14,592	0:47,141	0:16,889	0:15,577	0:14,675
Runde 5	0:47,113	0:16,866	0:15,590	0:47,230	0:16,966	0:15,699	0:14,565	0:47,124	0:16,854	0:15,609	0:14,661	0:47,062	0:16,865	0:15,584	0:14,613	0:47,129	0:16,912	0:15,559	0:14,658
Runde 6	0:47,134	0:16,933	0:15,578	0:47,097	0:16,898	0:15,630	0:14,569	0:46,918	0:16,813	0:15,533	0:14,572	0:47,050	0:16,965	0:15,532	0:14,553	0:47,135	0:16,979	0:15,489	0:14,667
Runde 7	0:46,933	0:16,945	0:15,491	0:46,900	0:16,808	0:15,549	0:14,543	0:46,873	0:16,749	0:15,562	0:14,562	0:46,927	0:16,846	0:15,511	0:14,570	0:46,870	0:16,770	0:15,499	0:14,601
Runde 8	0:46,860	0:16,923	0:15,498	0:46,913	0:16,833	0:15,573	0:14,507	0:46,848	0:16,726	0:15,583	0:14,539	0:46,927	0:16,810	0:15,576	0:14,541	0:46,887	0:16,774	0:15,496	0:14,617
Runde 9	0:46,821	0:16,783	0:15,468	0:46,944	0:16,791	0:15,596	0:14,557	0:46,968	0:16,820	0:15,592	0:14,556	0:46,894	0:16,830	0:15,527	0:14,537	0:46,920	0:16,860	0:15,472	0:14,588
Runde 10	0:46,838	0:16,829	0:15,463	0:46,819	0:16,770	0:15,556	0:14,493	0:46,819	0:16,783	0:15,506	0:14,530	0:46,973	0:16,841	0:15,568	0:14,564	0:47,032	0:16,888	0:15,484	0:14,660
Runde 11	0:46,717	0:16,743	0:15,428	0:46,672	0:16,718	0:15,515	0:14,439	0:46,913	0:16,792	0:15,567	0:14,554	0:46,975	0:16,821	0:15,580	0:14,574	0:47,123	0:16,925	0:15,562	0:14,636
Runde 12	0:46,615	0:16,714	0:15,402	0:46,739	0:16,729	0:15,504	0:14,506	0:46,808	0:16,720	0:15,516	0:14,572	0:47,262	0:17,176	0:15,536	0:14,550	0:47,837	0:17,450	0:15,788	0:14,599
Runde 13	0:46,691	0:16,731	0:15,436	0:46,792	0:16,739	0:15,548	0:14,505	0:46,757	0:16,669	0:15,541	0:14,547	0:46,985	0:16,844	0:15,564	0:14,577	0:46,908	0:16,827	0:15,481	0:14,600



**R 1 DSKG (KZ2) Heat 1 B < > C**

Die schnellsten Zeiten

Ort	Nr. Fahrername	Zeit	Streckenl.	ø Speed
Ziel	334 Lehner,Franz	0:46,595	1190 m	91,9 km/h
Sektion 1	334 Lehner,Franz	0:16,634	452 m	97,8 km/h
Sektion 2	306 Curto,Alessio	0:15,402	368 m	86,0 km/h
Sektion 3	311 Dreyspring,Christophe	0:14,173	370 m	94,0 km/h

	Snr.318 Dresden,Andreas DEU Valier Motorsport		Snr.317 Wagner,Fabio DEU KSM Schumacher Racing Team		Snr.335 Soger,Moritz AUT KSB RACING TEAM		Snr.304 Beyerlein,Patrick DEU BEYMO-Kartracing		Snr.322 Fusco,Giuseppe ITA Renda Motorsport S.A.S.											
	theoretisch mögliche Bestzeit	Ziel	theoretisch mögliche Bestzeit	Ziel	theoretisch mögliche Bestzeit	Ziel	theoretisch mögliche Bestzeit	Ziel	theoretisch mögliche Bestzeit	Ziel										
best	0:47,127	0:16,822	0:15,633	0:14,602	0:47,207	0:16,879	0:15,641	0:14,687	0:47,233	0:16,891	0:15,595	0:14,617	0:47,359	0:16,928	0:15,682	0:14,708	0:47,304	0:17,010	0:15,657	0:14,617
Runde 1	0:53,374	0:20,737	0:16,831	0:15,806	0:51,942	0:19,591	0:16,568	0:15,783	0:52,706	0:20,148	0:16,984	0:15,574	0:53,046	0:20,450	0:16,882	0:15,714	0:50,598	0:18,868	0:16,481	0:15,249
Runde 2	0:49,330	0:18,191	0:16,138	0:15,001	0:49,481	0:18,039	0:16,136	0:15,306	0:49,583	0:18,271	0:16,210	0:15,102	0:49,303	0:18,172	0:16,144	0:14,987	0:49,021	0:17,779	0:16,239	0:15,003
Runde 3	0:48,038	0:17,268	0:15,957	0:14,813	0:48,449	0:17,378	0:16,223	0:14,848	0:48,279	0:17,307	0:15,928	0:15,044	0:48,131	0:17,276	0:15,995	0:14,860	0:49,218	0:17,622	0:16,574	0:15,022
Runde 4	0:48,336	0:17,108	0:16,341	0:14,887	0:47,569	0:16,961	0:15,812	0:14,796	0:47,987	0:17,114	0:15,904	0:14,969	0:48,306	0:17,146	0:16,293	0:14,867	0:47,901	0:17,258	0:15,885	0:14,758
Runde 5	0:47,849	0:17,233	0:15,882	0:14,734	0:47,855	0:17,055	0:15,789	0:15,011	0:47,987	0:17,184	0:16,040	0:14,763	0:47,829	0:17,214	0:15,842	0:14,773	0:47,965	0:17,243	0:15,836	0:14,886
Runde 6	0:47,443	0:16,981	0:15,789	0:14,673	0:47,479	0:17,018	0:15,719	0:14,742	0:47,493	0:17,072	0:15,671	0:14,750	0:47,506	0:16,961	0:15,810	0:14,735	0:47,669	0:17,066	0:15,791	0:14,812
Runde 7	0:47,227	0:16,865	0:15,739	0:14,623	0:47,385	0:17,002	0:15,658	0:14,725	0:47,277	0:16,902	0:15,606	0:14,769	0:47,393	0:16,928	0:15,757	0:14,708	0:47,574	0:17,177	0:15,725	0:14,672
Runde 8	0:47,134	0:16,831	0:15,694	0:14,609	0:47,461	0:16,928	0:15,753	0:14,780	0:47,691	0:16,891	0:15,770	0:15,030	0:47,359	0:16,960	0:15,682	0:14,717	0:47,592	0:17,190	0:15,713	0:14,689
Runde 9	0:47,301	0:16,858	0:15,709	0:14,734	0:47,582	0:17,250	0:15,645	0:14,687	0:48,161	0:17,782	0:15,755	0:14,624	0:47,569	0:17,079	0:15,727	0:14,763	0:47,304	0:17,030	0:15,657	0:14,617
Runde 10	0:47,249	0:16,846	0:15,669	0:14,734	0:47,418	0:16,973	0:15,664	0:14,781	0:47,408	0:17,023	0:15,713	0:14,672	0:47,604	0:17,072	0:15,793	0:14,739	0:47,372	0:17,038	0:15,679	0:14,655
Runde 11	0:47,198	0:16,963	0:15,633	0:14,602	0:47,326	0:16,896	0:15,662	0:14,768	0:47,337	0:16,925	0:15,595	0:14,817	0:47,735	0:17,037	0:15,786	0:14,912	0:47,497	0:17,121	0:15,709	0:14,667
Runde 12	0:47,127	0:16,838	0:15,665	0:14,624	0:47,705	0:17,136	0:15,747	0:14,822	0:47,377	0:17,070	0:15,618	0:14,689	0:48,555	0:17,998	0:15,816	0:14,741	0:47,567	0:17,010	0:15,691	0:14,866
Runde 13	0:47,276	0:16,822	0:15,765	0:14,689	0:47,207	0:16,879	0:15,641	0:14,687	0:47,233	0:16,962	0:15,654	0:14,617	0:47,510	0:16,989	0:15,749	0:14,772	0:47,620	0:17,182	0:15,754	0:14,684



**R 1 DSKG (KZ2) Heat 1 B < > C**

Die schnellsten Zeiten

Ort	Nr. Fahrername	Zeit	Streckenl.	ø Speed
Ziel	334 Lehner,Franz	0:46,595	1190 m	91,9 km/h
Sektion 1	334 Lehner,Franz	0:16,634	452 m	97,8 km/h
Sektion 2	306 Curto,Alessio	0:15,402	368 m	86,0 km/h
Sektion 3	311 Dreyspring,Christopher	0:14,173	370 m	94,0 km/h

best	Snr.311 Dreyspring,Christopher DEU CRG -Performance		Snr.330 Walsh,Ian IRL Ian Walsh		Snr.307 Schröder,Tim DEU Mach1 Motorsport		Snr.320 Fredriksson,Lukas SWE JP Racing		Snr.303 Bröcker,Fabrice DEU Fabrice Bröcker	
	theoretisch mögliche Bestzeit	Ziel	theoretisch mögliche Bestzeit	Ziel	theoretisch mögliche Bestzeit	Ziel	theoretisch mögliche Bestzeit	Ziel	theoretisch mögliche Bestzeit	Ziel
Runde 1	0:48,399	0:16,178	0:50,632	0:18,737	0:52,684	0:19,950	0:51,125	0:19,137	0:53,157	0:19,661
Runde 2	0:47,991	0:17,401	0:48,743	0:17,403	0:49,693	0:17,947	0:49,100	0:17,607	0:49,425	0:18,055
Runde 3	0:47,976	0:17,298	0:48,721	0:17,478	0:48,849	0:17,470	0:48,640	0:17,370	0:48,893	0:17,386
Runde 4	0:47,659	0:17,029	0:48,613	0:17,430	0:48,596	0:17,287	0:48,595	0:17,339	0:48,231	0:17,318
Runde 5	0:47,213	0:17,276	0:48,586	0:17,571	0:48,620	0:17,519	0:48,456	0:17,465	0:48,207	0:17,216
Runde 6	0:47,542	0:16,936	0:48,393	0:17,384	0:48,973	0:18,018	0:48,303	0:17,396	0:48,252	0:17,252
Runde 7	0:47,721	0:16,949	0:48,302	0:17,254	0:48,448	0:17,267	0:48,532	0:17,523	0:48,084	0:17,130
Runde 8	0:47,057	0:16,988	0:48,442	0:17,290	0:48,615	0:17,299	0:48,159	0:17,264	0:48,084	0:17,120
Runde 9	0:46,990	0:16,892	0:48,078	0:17,172	0:48,462	0:17,491	0:47,810	0:17,194	0:48,084	0:17,120
Runde 10	0:47,148	0:16,805	0:48,122	0:17,329	0:48,323	0:17,374	0:47,681	0:17,107	0:48,084	0:17,120
Runde 11	0:47,790	0:16,893	0:48,162	0:17,268	0:48,041	0:17,252	0:47,628	0:17,052	0:48,084	0:17,120
Runde 12	0:48,968	0:16,967	0:48,137	0:17,164	0:48,076	0:17,243	0:47,788	0:17,121	0:48,084	0:17,120
Runde 13	0:17,178	0:16,125	0:49,146	0:18,174	0:48,215	0:17,290	0:47,605	0:17,110	0:48,084	0:17,120









**Round 2: Wackersdorf / DEU**

**DEUTSCHE KART-MEISTERSCHAFTEN 2018**

**11-13 / 05 / 2018**

**DMSB-Reg.Nr 120-2018**

### Groups DSKC (KZ2)

#### Group A

Pos.	Stnr No.	Fahrer Driver	Nation	Bewerber Sponsor	Nation
1	321	Denner, Emilien	FRA	CRG Holland	NLD
4	314	Ugran, Filip Ioan	ROU	R&R RACING TEAM	AUT
7	323	Möhler, Tobias	DEU	Kartshop Ampfling	DEU
10	305	Langenbacher, Marvin	DEU	RS-Motorsport	DEU
13	333	Myszkier, Pawel	POL	Mach1 Motorsport	DEU
16	326	Baranowski, Kevin	DEU	Solgar Motorsport	DEU
19	356	Steigerwald, Noah	DEU	Patrim Deutschland team	DEU
22	308	Skeed,	ITA	MSR	DEU
25	369	Drewing, Pascal	DEU	Reanda Motorsport S.A.S.	ITA
28	301	Himmels, Yannik	DEU	Van Woerden Racing	DEU
31	327	Jonsson, Lukas	SWE	Valier Motorsport	DEU
34	332	Tabakovic, Ronny	DEU	JP Racing	SWE
				CKR Srl	ITA

#### Group B

Pos.	Stnr No.	Fahrer Driver	Nation	Bewerber Sponsor	Nation
2	306	Curto, Alessio	DEU	Valier Motorsport	DEU
5	309	Kamali, Luka	DEU	TB Racing Team	DEU
8	331	Kindervater, Robert	DEU	BIREL ART RACING KSW	AUT
11	312	Metz, Tim Milka	DEU	CRG - Performance	DEU
14	324	De Samtis, Raffaele	ITA	SRP Racing Team	DEU
17	316	Schultheiss, Marcel	DEU	Mach1 Motorsport	DEU
20	317	Wagner, Fabio	DEU	KSM Schumacher Racing Team	DEU
23	368	Hartmann, Rick	DEU	Team NKS	DEU
26	322	Fusco, Giuseppe	ITA	Reanda Motorsport S.A.S.	ITA
29	307	Schröder, Tim	DEU	Mach1 Motorsport	DEU
32	320	Fredriksson, Lukas	SWE	JP Racing	SWE

#### Group C

Pos.	Stnr No.	Fahrer Driver	Nation	Bewerber Sponsor	Nation
3	329	Trefilovs, Davids	DEU	SRP Racing Team	DEU
6	328	Neumann, Thomas	DEU	SRP Racing Team	DEU
9	334	Lehner, Franz	AUT	BIREL ART RACING KSW	AUT
12	311	Dreyspring, Christopher	DEU	CRG - Performance	DEU
15	318	Dresen, Andreas	DEU	Valier Motorsport	DEU
18	319	Colakovic, Nermin	DEU	Solgar Motorsport	DEU
21	304	Beyerlein, Patrick	DEU	BEYMO-Karttracing	DEU
24	302	Potman, Mark	NLD	CRG Holland	NLD
27	335	Sager, Moritz	AUT	KSB RACING TEAM	AUT
30	303	Bröcker, Fabrice	DEU	Fabrice Bröcker	DEU
33	330	Walsh, Ian	IRI	Ian Walsh	IRI

Renntleitung: Rüdiger Luth, Racedirektor: Thomas Lainei  
 Sportkommissare: Thomas Ferrero / Ulrich Bell / Franz-Josef Sarr / Frankt autentjah  
 Techn. Kommissare: H.-J. Dangers / A.Sengpiel / M. Grashoff / C. Schmidt / D.Pietzko / W.Amend / M.Ambrosio  
 Zeitnahme: KART-DATA timing service Franz Schiesler / Manuela Hintne



CKR Srl			
12	332	Tabakovic Ronny	Startposition 23
11	327	Jonsson Lukas	Startposition 21
10	301	Himmels Yannik	Startposition 19
9	369	Drewing Pascal	Startposition 17
8	308	Skeed	Startposition 15
7	356	Steigerwald Noah	Startposition 13
6	326	Baranowski Kevin	Startposition 11
5	333	Myszkier Pawel	Startposition 9
4	305	Langenbacher Marvin	Startposition 7
3	323	Mähler Tobias	Startposition 5
2	314	Ugran Filip Ioan	Startposition 3
1	321	Denner Emilien	Startposition 1
11	320	Fredriksson Lukas	Startposition 22
10	307	Schröder Tim	Startposition 20
9	322	Fusco Giuseppe	Startposition 18
8	368	Hartmann Rick	Startposition 16
7	317	Wagner Fabio	Startposition 14
6	316	Schultheiss Marcel	Startposition 12
5	324	De Santis Raffaele	Startposition 10
4	312	Metz Tim Mika	Startposition 8
3	331	Kindervater Robert	Startposition 6
2	309	Kamali Luka	Startposition 4
1	306	Curto Alessio	Startposition 2



### Starting Grid Group A - B DSKC (KZ2)

#### Rennen 10





CKR Srl			
12	332	Tabakovic Ronny	Startposition 23
11	327	JP Racing Jonsson Lukas	Startposition 21
10	301	Valier Motorsport Himmels Yannik	Startposition 19
9	369	Van Woerden Racing Drewing Pascal	Startposition 17
8	308	Renda Motorsport S.A.S. Skeed	Startposition 15
7	356	Parolin Deutschland Team MSR Steigerwald Noah	Startposition 13
6	326	Solgat Motorsport Baranowski Kevin	Startposition 11
5	333	Mach1 Motorsport Myszkier Pawel	Startposition 9
4	305	RS-Motorsport Langenbacher Marvin	Startposition 7
3	323	Kartshop Ampfing Mähler Tobias	Startposition 5
2	314	R&R RACING TEAM Ugran Filip Ioan	Startposition 3
1	321	CRG Holland Denner Emilien	Startposition 1
11	330	Ian Walsh Walsh Ian	Startposition 22
10	303	Fabrice Bröcker Bröcker Fabrice	Startposition 20
9	335	KSB RACING TEAM Sager Moritz	Startposition 18
8	302	CRG Holland Potman Mark	Startposition 16
7	304	BEYMO-Kartracing Beyerlein Patrick	Startposition 14
6	319	Solgat Motorsport Colakovic Nermin	Startposition 12
5	318	Valier Motorsport Dresen Andreas	Startposition 10
4	311	CRG -Performance Dreyspring Christopher	Startposition 8
3	334	BIREL ART RACING KSW Lehner Franz	Startposition 6
2	328	SRP Racing Team Neumann Thomas	Startposition 4
1	329	SRP Racing Team Trefilovs Davids	Startposition 2



### Starting Grid Group A - C DSKC (KZ2)

#### Rennen 5



11	320	JP Racing Fredriksson Lukas Startposition 21	11	330	Ian Walsh Walsh Ian Startposition 22
10	307	Mach1 Motorsport Schröder Tim Startposition 19	10	303	Fabrice Bröcker Bröcker Fabrice Startposition 20
9	322	Renda Motorsport S.A.S. Fusco Giuseppe Startposition 17	9	335	KSB RACING TEAM Sager Moritz Startposition 18
8	368	Team NKS Hartmann Rick Startposition 15	8	302	CRG Holland Potman Mark Startposition 16
7	317	KSM Schumacher Racing Team Wagner Fabio Startposition 13	7	304	BEYMO-Kartracing Beyerlein Patrick Startposition 14
6	316	Mach1 Motorsport Schultheiss Marcel Startposition 11	6	319	Solgat Motorsport Colakovic Nermin Startposition 12
5	324	SRP Racing Team De Santis Raffaele Startposition 9	5	318	Valier Motorsport Dresen Andreas Startposition 10
4	312	CRG -Performance Metz Tim Mika Startposition 7	4	311	CRG -Performance Dreyspring Christopher Startposition 8
3	331	BIREL ART RACING KSW Kindervater Robert Startposition 5	3	334	BIREL ART RACING KSW Lehner Franz Startposition 6
2	309	TB Racing Team Kamali Luka Startposition 3	2	328	SRP Racing Team Neumann Thomas Startposition 4
1	306	Valier Motorsport Curto Alessio Startposition 1	1	329	SRP Racing Team Trefilovs Davids Startposition 2



### Starting Grid Group B - C DSKC (KZ2)

#### Rennen 1

Strecke / track: 1190m  
 started: 17 classified: 17 not classified: 0

Doc. 1.1

Pos	Str. Nr.	Fahrer Driver	Nation	Bewerber/Sponsor	Nation	Lizenz/B-Lizenz	Chassis/Motor/Reifen	Runden Laps	Gesamtzeit Differenz	Abstand Gap	beste Runde best Lap	in R. in L.	o Gesch. o Speed
1	321	Denner, Emilien	FRA	CRG Holland	NLD	141283E1 15521	Kali Kart / TM / Vega	5			0:46,492	3	92,1 km/h
2	309	Kamali, Luka	DEU	TB Racing Team	DEU	IKB 1132678 KBF 1116906	CRG / TM / Vega	5	0:00,236	0:00,236	0:46,728	4	91,7 km/h
3	334	Lehner, Franz	AUT	BIREL ART RACING KSW	AUT	JK 2150 BK 102	BirelART / TM / Vega	6	0:00,286	0:00,050	0:46,778	5	91,6 km/h
4	312	Metz, Tim Mika	DEU	CRG -Performance	DEU	IKC 1149667 KBF 1168909	CRG / TM / Vega	6	0:00,376	0:00,090	0:46,868	6	91,4 km/h
5	333	Myszkier, Pawel	POL	Mach1 Motorsport	DEU	B27/208/K KBF 1005514	Mach1 / TM / Vega	6	0:00,500	0:00,124	0:46,992	5	91,2 km/h
6	326	Baranowski, Kevin	DEU	Solgat Motorsport	DEU	IKC 1117569 KBF 1079882	BirelART / TM / Vega	6	0:00,588	0:00,088	0:47,080	6	91,0 km/h
7	319	Colakovic, Nermin	DEU	Solgat Motorsport	DEU	IKB 1165480 KBF 1079882	BirelArt / TM / Vega	6	0:00,596	0:00,008	0:47,088	6	91,0 km/h
8	317	Wagner, Fabio	DEU	KSM Schumacher Racing Team	DEU	IKC 1125482 KBF 1067587	Tony Kart / Vortex / Vega	5	0:00,649	0:00,053	0:47,141	5	90,9 km/h
9	368	Hartmann, Rick	DEU	Team NKS	DEU	IKC 1145851 KBF 1050071	DR / TM / Vega	5	0:00,695	0:00,046	0:47,187	5	90,8 km/h
10	302	Potman, Mark	NLD	CRG Holland	NLD	30972 15521	CRG / TM / Vega	6	0:00,736	0:00,041	0:47,228	6	90,7 km/h
11	369	Drewing, Pascal	DEU	Van Woerden Racing	DEU	IKC 1147574 KBF 1188185	Praga / TM / Vega	6	0:00,816	0:00,080	0:47,308	6	90,6 km/h
12	322	Fusco, Giuseppe	ITA	Renda Motorsport S.A.S.	ITA	339410 322880	CKR / Vortex / Vega	5	0:00,844	0:00,028	0:47,336	5	90,5 km/h
13	335	Sager, Moritz	AUT	KSB RACING TEAM	AUT	JK 2117 BK 002	Kosmic / Vortex / Vega	6	0:00,960	0:00,116	0:47,452	5	90,3 km/h
14	307	Schröder, Tim	DEU	Mach1 Motorsport	DEU	IKB 1079850 KBF 1005514	Mach1 / TM / Vega	6	0:01,151	0:00,191	0:47,643	5	89,9 km/h
15	303	Bröcker, Fabrice	DEU	Fabrice Bröcker	DEU	IKB 1107604 IKB 1107604	CRG / Vortex / Vega	5	0:01,295	0:00,144	0:47,787	2	89,6 km/h
16	330	Walsh, Ian	IRL	Ian Walsh	IRL	1326 1326	Tony Kart / TM / Vega	6	0:01,533	0:00,238	0:48,025	5	89,2 km/h
17	332	Tabakovic, Ronny	DEU	CKR Srl	ITA	IKC 1148046 300098	CKR / TM / Vega	1	0:03,453	0:01,920	0:49,945	1	85,8 km/h

Rennleitung: Rüdiger Luth Racedirektor: Thomas Lainer  
 Sportkommissare: Thomas Ferrero / Ulrich Bell / Franz-Josef Serr / FrankTautenhahn  
 Techn. Kommissare: H.-J. Dangers / A.Sengpiel / M. Grasshoff / C. Schmidt / D.Pietzko / W.Amend / M.Ambrosius  
 Zeitnahme: KART-DATA timing service Franz Schieszler / Manuela Hintner

**Zeitnahme / timekeeping**  
 control *Schieszler*  
 Franz Schieszler  
 Aushangzeit : 10:49:02

## Qualifying practice DSKG (KZ2) Gruppe 2

Strecke / track: 1190    started: 17    classified: 17    not classified: 0

Fahrername Driver	Denner Emilien	Kamali Luka	Lehner Franz	Metz Tim Mika	Myszkier Pawel	Baranowski Kevin	Colakovic Nermin	Wagner Fabio	Hartmann Rick	Potman Mark	Drewing Pascal	Fusco Giuseppe
schnellste Runde in Runde	0:46,492 Rn. 3	0:46,728 Rn. 4	0:46,778 Rn. 5	0:46,868 Rn. 6	0:46,992 Rn. 5	0:47,080 Rn. 6	0:47,088 Rn. 6	0:47,141 Rn. 5	0:47,187 Rn. 5	0:47,228 Rn. 6	0:47,308 Rn. 6	0:47,336 Rn. 5
Speed	92,1 km/h	91,7 km/h	91,6 km/h	91,4 km/h	91,2 km/h	91,0 km/h	91,0 km/h	90,9 km/h	90,8 km/h	90,7 km/h	90,6 km/h	90,5 km/h
Lap 1	0:54,362	0:53,428	0:53,579	0:55,131	1:00,847	0:59,712	0:55,814	0:50,969	0:48,942	0:53,763	0:55,579	0:49,682
Lap 2	0:46,778	0:46,872	0:47,207	0:47,673	0:47,479	0:48,569	0:48,247	0:47,613	0:47,551	0:47,714	0:48,009	0:48,120
Lap 3	<u>0:46,492</u>	0:46,765	0:47,158	0:47,742	0:47,184	0:48,859	0:47,538	0:47,393	0:47,224	0:47,309	0:48,325	0:52,762
Lap 4	0:46,592	<u>0:46,728</u>	0:46,812	0:46,965	0:47,018	0:47,534	0:47,403	0:47,266	0:47,346	0:47,372	0:47,446	0:47,364
Lap 5	0:53,727	0:46,859	<u>0:46,778</u>	0:46,956	<u>0:46,992</u>	0:47,296	0:47,253	<u>0:47,141</u>	<u>0:47,187</u>	0:47,311	0:47,403	<u>0:47,336</u>
Lap 6			0:46,827	<u>0:46,868</u>	0:47,046	<u>0:47,080</u>	<u>0:47,088</u>			<u>0:47,228</u>	<u>0:47,308</u>	




**Qualifying practice DSKC (K22) Gruppe 2**

Strecke / track: 1190 started: 17 classified: 17 not classified: 0

Fahrername Driver	Sager Moritz	Schröder Tim	Bröcker Fabrice	Walsh Ian	Tabakovic Ronny
schnellste Runde in Runde	0:47,452 Rn. 5	0:47,643 Rn. 5	0:47,787 Rn. 2	0:48,025 Rn. 5	0:49,945 Rn. 1
Speed	90,3 km/h	89,9 km/h	89,6 km/h	89,2 km/h	85,8 km/h
Lap 1	0:55,752	0:51,437	0:50,238	0:55,730	0:49,945
Lap 2	0:48,514	0:48,891	0:47,787	0:48,586	
Lap 3	0:47,587	0:47,955	0:47,867	0:48,435	
Lap 4	0:47,473	0:47,793	0:48,167	0:48,230	
Lap 5	0:47,452	0:47,643	0:47,871	0:48,025	
Lap 6	0:47,791	0:49,564		0:48,085	

## Qualifying practice DSKG (KZ2) Group 2 Gruppe 2

Ziel		Sektion 1		Sektion 2		Sektion 3	
Fahrername	Zeit	Fahrername	Zeit	Fahrername	Zeit	Fahrername	Zeit
1 321 Denner,Emilien	0:46,492	321 Denner,Emilien	0:16,644	321 Denner,Emilien	0:15,320	321 Denner,Emilien	0:14,482
2 309 Kamali,Luka	0:46,728	309 Kamali,Luka	0:16,648	312 Metz,Tim Mika	0:15,455	309 Kamali,Luka	0:14,526
3 334 Lehner,Franz	0:46,778	334 Lehner,Franz	0:16,668	334 Lehner,Franz	0:15,476	334 Lehner,Franz	0:14,536
4 312 Metz,Tim Mika	0:46,868	312 Metz,Tim Mika	0:16,735	309 Kamali,Luka	0:15,478	319 Colakovic,Nermin	0:14,632
5 333 Myszkier,Pawel	0:46,992	317 Wagner,Fabio	0:16,795	333 Myszkier,Pawel	0:15,484	322 Fusco,Giuseppe	0:14,635
6 326 Baranowski,Kevin	0:47,080	326 Baranowski,Kevin	0:16,819	319 Colakovic,Nermin	0:15,517	302 Potman,Mark	0:14,657
7 319 Colakovic,Nermin	0:47,088	333 Myszkier,Pawel	0:16,827	326 Baranowski,Kevin	0:15,576	333 Myszkier,Pawel	0:14,671
8 317 Wagner,Fabio	0:47,141	368 Hartmann,Rick	0:16,830	335 Sager,Moritz	0:15,588	312 Metz,Tim Mika	0:14,675
9 368 Hartmann,Rick	0:47,187	302 Potman,Mark	0:16,863	368 Hartmann,Rick	0:15,597	335 Sager,Moritz	0:14,677
10 302 Potman,Mark	0:47,228	369 Drewing,Pascal	0:16,869	317 Wagner,Fabio	0:15,648	326 Baranowski,Kevin	0:14,685
11 369 Drewing,Pascal	0:47,308	319 Colakovic,Nermin	0:16,939	302 Potman,Mark	0:15,657	317 Wagner,Fabio	0:14,698
12 322 Fusco,Giuseppe	0:47,336	335 Sager,Moritz	0:16,952	369 Drewing,Pascal	0:15,661	368 Hartmann,Rick	0:14,734
13 335 Sager,Moritz	0:47,452	322 Fusco,Giuseppe	0:16,967	322 Fusco,Giuseppe	0:15,667	369 Drewing,Pascal	0:14,763
14 307 Schröder,Tim	0:47,643	330 Walsh,Ian	0:16,972	307 Schröder,Tim	0:15,719	307 Schröder,Tim	0:14,778
15 303 Bröcker,Fabrice	0:47,787	303 Bröcker,Fabrice	0:17,008	303 Bröcker,Fabrice	0:15,814	330 Walsh,Ian	0:14,809
16 330 Walsh,Ian	0:48,025	332 Tabakovic,Ronny	0:17,055	330 Walsh,Ian	0:16,060	332 Tabakovic,Ronny	0:14,828
17 332 Tabakovic,Ronny	0:49,945	307 Schröder,Tim	0:17,137	332 Tabakovic,Ronny	0:16,395	303 Bröcker,Fabrice	0:14,934

**Qualifying practice DSKG (K22) Group 2 Gruppe 2**

## Die schnellsten Zeiten

Ort	Nr. Fahrername	Zeit	Streckenl.	ø Speed
Ziel	321 Denner, Emilien	0:46,492	1190 m	92,1 km/h
Sektion 1	321 Denner, Emilien	0:16,644	452 m	97,8 km/h
Sektion 2	321 Denner, Emilien	0:15,320	368 m	86,5 km/h
Sektion 3	321 Denner, Emilien	0:14,482	370 m	92,0 km/h

	Smr.321 Denner,Emilien FRA CRG Holland theoretisch mögliche Bestzeit 0:46,446 Ziel Sektion 1 Sektion 2 Sektion 3 0:46,492 0:16,644 0:15,320 0:14,482	Smr.309 Kamali,Luka DEU TB Racing Team theoretisch mögliche Bestzeit 0:46,652 Ziel Sektion 1 Sektion 2 Sektion 3 0:46,728 0:16,648 0:15,478 0:14,526	Smr.334 Lehner,Franz AUT BIREL ART RACING KSW theoretisch mögliche Bestzeit 0:46,680 Ziel Sektion 1 Sektion 2 Sektion 3 0:46,778 0:16,668 0:15,476 0:14,536	Smr.312 Metz,Tim Mika DEU CRG -Performance theoretisch mögliche Bestzeit 0:46,865 Ziel Sektion 1 Sektion 2 Sektion 3 0:46,868 0:16,735 0:15,455 0:14,675	Smr.333 Myszkier,Pawel POL Mach1 Motorsport theoretisch mögliche Bestzeit 0:46,982 Ziel Sektion 1 Sektion 2 Sektion 3 0:46,992 0:16,827 0:15,484 0:14,671
best					
Runde 1	0:54,362 0:23,287 0:16,259 0:14,816	0:53,428 0:22,618 0:16,121 0:14,689	0:53,579 0:21,126 0:17,484 0:14,969	0:55,131 0:22,153 0:17,201 0:15,777	1:00,847 0:27,971 0:17,833 0:15,043
Runde 2	0:46,778 0:16,810 0:15,453 0:14,515	0:46,872 0:16,713 0:15,528 0:14,631	0:47,207 0:16,835 0:15,733 0:14,639	0:47,673 0:17,259 0:15,707 0:14,707	0:47,479 0:17,057 0:15,626 0:14,796
Runde 3	0:46,492 0:16,690 0:15,320 0:14,482	0:46,765 0:16,648 0:15,591 0:14,526	0:47,158 0:16,784 0:15,743 0:14,631	0:47,742 0:16,901 0:16,081 0:14,760	0:47,184 0:16,913 0:15,576 0:14,695
Runde 4	0:46,592 0:16,644 0:15,394 0:14,554	0:46,728 0:16,682 0:15,517 0:14,529	0:46,812 0:16,668 0:15,553 0:14,591	0:46,965 0:16,761 0:15,529 0:14,675	0:47,018 0:16,863 0:15,484 0:14,671
Runde 5	0:53,727 0:16,948 0:15,336 0:21,443	0:46,859 0:16,681 0:15,478 0:14,700	0:46,778 0:16,682 0:15,560 0:14,536	0:46,956 0:16,747 0:15,477 0:14,732	0:46,992 0:16,827 0:15,494 0:14,671
Runde 6			0:46,827 0:16,695 0:15,476 0:14,656	0:46,868 0:16,735 0:15,455 0:14,678	0:47,046 0:16,863 0:15,493 0:14,690

**Qualifying practice DSKG (K22) Group 2 Gruppe 2**

Die schnellsten Zeiten

Ort	Nr. Fahrername	Zeit	Streckenl.	ø Speed
Ziel	321 Denner, Emilien	0:46,492	1190 m	92,1 km/h
Sektion 1	321 Denner, Emilien	0:16,644	452 m	97,8 km/h
Sektion 2	321 Denner, Emilien	0:15,320	368 m	86,5 km/h
Sektion 3	321 Denner, Emilien	0:14,482	370 m	92,0 km/h

	Smr.326 Baranowski, Kevin DEU Solgat Motorsport theoretisch mögliche Bestzeit 0:47,080 Ziel Sektion 1 Sektion 2 Sektion 3 0:47,080 0:16,819 0:15,576 0:14,685	Smr.319 Colakovic, Nermin DEU Solgat Motorsport theoretisch mögliche Bestzeit 0:47,088 Ziel Sektion 1 Sektion 2 Sektion 3 0:47,088 0:16,939 0:15,517 0:14,632	Smr.317 Wagner, Fabio DEU KSM Schumacher Racing Team theoretisch mögliche Bestzeit 0:47,141 Ziel Sektion 1 Sektion 2 Sektion 3 0:47,141 0:16,795 0:15,648 0:14,698	Smr.368 Hartmann, Rick DEU Team NKS theoretisch mögliche Bestzeit 0:47,161 Ziel Sektion 1 Sektion 2 Sektion 3 0:47,187 0:16,830 0:15,597 0:14,734	Smr.302 Potman, Mark NLD CRG Holland theoretisch mögliche Bestzeit 0:47,177 Ziel Sektion 1 Sektion 2 Sektion 3 0:47,228 0:16,863 0:15,657 0:14,657
best	0:47,080	0:47,088	0:47,141	0:47,187	0:47,228
Runde 1	0:59,712	0:55,814	0:50,969	0:48,942	0:53,763
Runde 2	0:48,569	0:48,247	0:47,613	0:47,551	0:47,714
Runde 3	0:48,859	0:47,538	0:47,393	0:47,224	0:47,309
Runde 4	0:47,534	0:47,403	0:47,266	0:47,346	0:47,372
Runde 5	0:47,296	0:47,253	0:47,141	0:47,187	0:47,311
Runde 6	0:47,080	0:47,088	0:47,141	0:47,187	0:47,228



## Qualifying practice DSKG (K22) Group 2 Gruppe 2

## Die schnellsten Zeiten

Ort	Nr. Fahrername	Zeit	Streckenl.	ø Speed
Ziel	321 Denner, Emilien	0:46,492	1190 m	92,1 km/h
Sektion 1	321 Denner, Emilien	0:16,644	452 m	97,8 km/h
Sektion 2	321 Denner, Emilien	0:15,320	368 m	86,5 km/h
Sektion 3	321 Denner, Emilien	0:14,482	370 m	92,0 km/h

	Smr.369 Drewing,Pascal DEU Van Woerden Racing	Smr.322 Fusco,Giuseppe ITA Renda Motorsport S.A.S.	Smr.335 Sogger,Moritz AUT KSB RACING TEAM	Smr.307 Schröder,Tim DEU Mach1 Motorsport	Smr.303 Bröcker,Fabrice DEU Fabrice Bröcker
	theoretisch mögliche Bestzeit 0:47,293	theoretisch mögliche Bestzeit 0:47,269	theoretisch mögliche Bestzeit 0:47,217	theoretisch mögliche Bestzeit 0:47,634	theoretisch mögliche Bestzeit 0:47,756
Ziel	Sektion 1 0:15,661 Sektion 2 0:14,763 Sektion 3 0:14,402	Sektion 1 0:16,967 Sektion 2 0:15,667 Sektion 3 0:14,635	Sektion 1 0:16,952 Sektion 2 0:15,588 Sektion 3 0:14,677	Sektion 1 0:17,137 Sektion 2 0:15,719 Sektion 3 0:14,778	Sektion 1 0:17,008 Sektion 2 0:15,814 Sektion 3 0:14,934
best	0:47,308	0:47,336	0:47,452	0:47,643	0:47,787
Runde 1	0:55,579 0:20,112 0:19,065 0:16,402	0:49,682 0:18,585 0:16,255 0:14,842	0:55,752 0:23,026 0:17,156 0:15,570	0:51,437 0:19,695 0:16,528 0:15,214	0:50,238 0:18,505 0:16,600 0:15,133
Runde 2	0:48,009 0:17,270 0:15,878 0:14,861	0:48,120 0:17,160 0:16,152 0:14,808	0:48,514 0:17,700 0:15,876 0:14,938	0:48,891 0:17,818 0:16,103 0:14,970	0:47,787 0:17,017 0:15,833 0:14,937
Runde 3	0:48,325 0:17,067 0:16,372 0:14,886	0:52,762 0:17,164 0:20,666 0:14,932	0:47,587 0:17,119 0:15,791 0:14,677	0:47,955 0:17,268 0:15,859 0:14,828	0:47,867 0:17,008 0:15,911 0:14,948
Runde 4	0:47,446 0:16,895 0:15,661 0:14,890	0:47,364 0:16,967 0:15,717 0:14,680	0:47,473 0:16,997 0:15,643 0:14,833	0:47,793 0:17,137 0:15,809 0:14,847	0:48,167 0:17,054 0:16,177 0:14,936
Runde 5	0:47,403 0:16,925 0:15,680 0:14,798	0:47,336 0:17,034 0:15,667 0:14,635	0:47,452 0:17,056 0:15,710 0:14,686	0:47,643 0:17,146 0:15,719 0:14,778	0:47,871 0:17,123 0:15,814 0:14,934
Runde 6	0:47,308 0:16,869 0:15,676 0:14,763	0:47,336 0:17,034 0:15,667 0:14,635	0:47,791 0:16,952 0:15,588 0:15,251	0:49,564 0:17,400 0:15,790 0:16,374	


**Qualifying practice DSKG (K22) Group 2 Gruppe 2**
**Die schnellsten Zeiten**

Ort	Nr. Fahrername	Zeit	Streckenl.	ø Speed
Ziel	321 Denner, Emilien	0:46,492	1190 m	92,1 km/h
Sektion 1	321 Denner, Emilien	0:16,644	452 m	97,8 km/h
Sektion 2	321 Denner, Emilien	0:15,320	368 m	86,5 km/h
Sektion 3	321 Denner, Emilien	0:14,482	370 m	92,0 km/h

Smr.330 Walsh,Ian IRL Ian Walsh		Smr.332 Tabakovic,Ronny DEU CKR Sri	
theoretisch mögliche Bestzeit 0:47,841	theoretisch mögliche Bestzeit 0:48,278		
Ziel Sektion 1 Sektion 2 Sektion 3	Ziel Sektion 1 Sektion 2 Sektion 3	Ziel Sektion 1 Sektion 2 Sektion 3	Ziel Sektion 1 Sektion 2 Sektion 3
0:48,025 0:16,972 0:16,060 0:14,809	0:49,945 0:17,055 0:16,395 0:14,828		
Runde 1 0:55,730 0:21,017 0:18,446 0:16,267	0:49,945 0:18,722 0:16,395 0:14,828		
Runde 2 0:48,586 0:17,451 0:16,203 0:14,932	0:17,055		
Runde 3 0:48,435 0:17,235 0:16,287 0:14,913			
Runde 4 0:48,230 0:17,217 0:16,151 0:14,862			
Runde 5 0:48,025 0:16,972 0:16,145 0:14,908			
Runde 6 0:48,085 0:17,216 0:16,060 0:14,809			

Strecke / track: 1190m  
 started: 17 classified: 17 not classified: 0

Doc. 10

Pos	Str. Nr.	Fahrer Driver	Nation	Bewerber/Sponsor	Nation	Lizenz/B-Lizenz	Chassis/Motor/Reifen	Runden Laps	Gesamtzeit Differenz	Abstand Gap	beste Runde best Lap	in R. in L.	o Geschw. o Speed
1	306	Curto, Alessio	DEU	Valier Motorsport	DEU	IKC 1125805 KBF 1063735	SODI / TM / Vega	6			0:46,532	4	92,1 km/h
2	329	Trefilovs, Davids	DEU	SRP Racing Team	DEU	IKC1147656 KBF 1156791	CRG / TM / Vega	6	0:00,174	0:00,174	0:46,706	5	91,7 km/h
3	314	Ugran, Filip Ioan	ROU	R&R RACING TEAM	AUT	13i BK 031	BirelArt / TM / Vega	7	0:00,195	0:00,021	0:46,727	5	91,7 km/h
4	328	Neumann, Thomas	DEU	SRP Racing Team	DEU	IKB 1066455 KBF 1156791	CRG / Modena / Vega	5	0:00,204	0:00,009	0:46,736	5	91,7 km/h
5	323	Mähler, Tobias	DEU	Kartshop Ampfing	DEU	IKC 1155185 KBF 1108764	DR / TM / Vega	6	0:00,222	0:00,018	0:46,754	4	91,6 km/h
6	331	Kindervater, Robert	DEU	BIREL ART RACING KSW	AUT	IKC 1133505 BK 102	BirelART / TM / Vega	6	0:00,246	0:00,024	0:46,778	4	91,6 km/h
7	305	Langenbacher, Marvin	DEU	RS-Motorsport	DEU	IKC 1152544 KBF 1104126	CRG / TM / Vega	7	0:00,291	0:00,045	0:46,823	6	91,5 km/h
8	311	Dreyspring, Christopher	DEU	CRG - Performance	DEU	IKC 118587 KBF 1168909	CRG / TM / Vega	6	0:00,458	0:00,167	0:46,990	4	91,2 km/h
9	324	De Santis, Raffaele	ITA	SRP Racing Team	DEU	355299 KBF 1156791	CRG / TM / Vega	7	0:00,507	0:00,049	0:47,039	5	91,1 km/h
10	318	Dresen, Andreas	DEU	Valier Motorsport	DEU	IKC 1116375 KBF 1063735	SODI / TM / Vega	6	0:00,532	0:00,025	0:47,064	6	91,0 km/h
11	316	Schultheiss, Marcel	DEU	Mach1 Motorsport	DEU	IKC 1106945 KBF 1005514	Mach1 / TM / Vega	6	0:00,555	0:00,023	0:47,087	6	91,0 km/h
12	356	Steigerwald, Noah	DEU	Parolin Deutschland Team MSR WST	DEU	IKC 1174750 KBF 1156015	Parolin / TM / Vega	7	0:00,605	0:00,050	0:47,137	7	90,9 km/h
13	304	Beyerlein, Patrick	DEU	BEYMO-Kartracing	DEU	IKC 1041625 KBF 1160795	CRG / TM / Vega	5	0:00,650	0:00,045	0:47,182	4	90,8 km/h
14	308	Skeed,	ITA	Renda Motorsport S.A.S.	ITA	303544 322880	Formula K / Vortex / Vega	5	0:00,652	0:00,002	0:47,184	5	90,8 km/h
15	301	Himmels, Yannik	DEU	Valier Motorsport	DEU	IKC 1147857 KBF 1063735	SODI / TM / Vega	6	0:01,041	0:00,389	0:47,573	6	90,1 km/h
16	327	Jonsson, Lukas	SWE	JP Racing	SWE	200009017955 105	Exprit / Vortex / Vega	7	0:01,286	0:00,245	0:47,818	5	89,6 km/h
17	320	Fredriksson, Lukas	SWE	JP Racing	SWE	200108090073 105	Exprit / Vortex / Vega	7	0:01,406	0:00,120	0:47,938	6	89,4 km/h

Rennleitung: Rüdiger Luth Racedirektor: Thomas Lainer  
 Sportkommissare: Thomas Ferrero / Ulrich Bell / Franz-Josef Serr / FrankTautenhahn  
 Techn. Kommissare: H.-J. Dangers / A.Sengpiel / M. Grasshoff / C. Schmidt / D.Pietzko / W.Amend / M.Ambrosius  
 Zeitnahme: KART-DATA timing service Franz Schieszler / Manuela Hintner

**Zeitnahme / timekeeping**  
 control *Schieszler*  
 Franz Schieszler  
 Aushangzeit : 10:33:41

## Qualifying practice DSKC (K22) Gruppe 1

Strecke / track: 1190    started: 17    classified: 17    not classified: 0

Fahrername Driver	Curto Alessio	Trefilovs Davids	Ugran Filip Ioan	Neumann Thomas	Mähler Tobias	Kindervater Robert	Langenbacher Marvin	Dreyspring Christopher	De Santis Raffaele	Dresen Andreas	Schulheiss Marcel	Steigerwald Noah
schnellste Runde in Runde	0:46,532 Rn. 4	0:46,706 Rn. 5	0:46,727 Rn. 5	0:46,736 Rn. 5	0:46,754 Rn. 4	0:46,778 Rn. 4	0:46,823 Rn. 6	0:46,990 Rn. 4	0:47,039 Rn. 5	0:47,064 Rn. 6	0:47,087 Rn. 6	0:47,137 Rn. 7
Speed	92,1 km/h	91,7 km/h	91,7 km/h	91,7 km/h	91,6 km/h	91,6 km/h	91,5 km/h	91,2 km/h	91,1 km/h	91,0 km/h	91,0 km/h	90,9 km/h
Lap 1	0:51,108	0:49,759	0:57,618	0:58,571	0:53,865	0:50,595	0:56,975	0:52,902	0:52,505	0:53,829	0:51,047	0:49,582
Lap 2	0:46,891	0:47,040	0:47,470	0:47,472	0:47,307	0:47,293	0:49,644	0:47,342	0:47,689	0:47,630	0:47,551	0:47,851
Lap 3	0:46,599	0:50,283	0:47,105	0:46,793	0:46,965	0:46,783	0:47,232	0:47,113	0:47,323	0:47,166	0:47,316	0:47,959
Lap 4	0:46,532	0:46,827	0:46,828	0:55,395	0:46,754	0:46,778	0:46,953	0:46,990	0:47,116	0:49,635	0:47,137	0:47,586
Lap 5	0:46,581	0:46,706	0:46,727	0:46,736	0:47,061	0:46,836	0:46,850	0:47,076	0:47,039	0:47,382	0:47,200	0:47,309
Lap 6	0:46,706	0:46,831	0:46,858	0:46,736	0:47,689	0:46,811	0:46,823	0:47,036	0:48,219	0:47,064	0:47,087	0:47,157
Lap 7			0:46,746				0:46,932		0:47,041			0:47,137



## Qualifying practice DSKC (KZ2) Gruppe 1

Strecke / track: 1190 started: 17 classified: 17 not classified: 0

Fahrername Driver	Beyerlein Patrick	Skeed	Himmels Yannik	Jonsson Lukas	Fredriksson Lukas
schnellste Runde in Runde	0:47,182 Rn. 4	0:47,184 Rn. 5	0:47,573 Rn. 6	0:47,818 Rn. 5	0:47,938 Rn. 6
Speed	90,8 km/h	90,8 km/h	90,1 km/h	89,6 km/h	89,4 km/h
Lap 1	0:49,496	0:58,320	0:51,577	0:52,128	0:49,643
Lap 2	0:47,649	0:47,449	0:48,561	0:49,617	0:48,698
Lap 3	0:47,235	0:47,246	0:47,969	0:48,027	0:48,237
Lap 4	0:47,182	0:47,613	0:47,843	0:48,038	0:48,291
Lap 5	0:47,282	0:47,184	0:47,696	0:47,818	0:47,949
Lap 6			0:47,573	0:48,736	0:47,938
Lap 7				0:49,595	0:49,094

## Qualifying practice DSKC (K22) Group 1 Gruppe 1

Ziel		Sektion 1		Sektion 2		Sektion 3	
Fahrername	Zeit	Fahrername	Zeit	Fahrername	Zeit	Fahrername	Zeit
1 306 Curto,Alessio	0:46,532	306 Curto,Alessio	0:16,626	306 Curto,Alessio	0:15,374	306 Curto,Alessio	0:14,496
2 329 Trefilovs, Davids	0:46,706	323 Mähler, Tobias	0:16,686	331 Kindervater, Robert	0:15,384	314 Ugran, Filip Ioan	0:14,514
3 314 Ugran, Filip Ioan	0:46,727	314 Ugran, Filip Ioan	0:16,697	328 Neumann, Thomas	0:15,447	329 Trefilovs, Davids	0:14,517
4 328 Neumann, Thomas	0:46,736	328 Neumann, Thomas	0:16,699	323 Mähler, Tobias	0:15,449	328 Neumann, Thomas	0:14,568
5 323 Mähler, Tobias	0:46,754	305 Langenbacher, Marvin	0:16,710	329 Trefilovs, Davids	0:15,451	323 Mähler, Tobias	0:14,568
6 331 Kindervater, Robert	0:46,778	329 Trefilovs, Davids	0:16,716	314 Ugran, Filip Ioan	0:15,465	318 Dresen, Andreas	0:14,584
7 305 Langenbacher, Marvin	0:46,823	331 Kindervater, Robert	0:16,717	311 Dreyspring, Christopher	0:15,487	305 Langenbacher, Marvin	0:14,590
8 311 Dreyspring, Christopher	0:46,990	318 Dresen, Andreas	0:16,799	305 Langenbacher, Marvin	0:15,492	331 Kindervater, Robert	0:14,601
9 324 De Santis, Raffaele	0:47,039	324 De Santis, Raffaele	0:16,809	324 De Santis, Raffaele	0:15,534	311 Dreyspring, Christopher	0:14,652
10 318 Dresen, Andreas	0:47,064	311 Dreyspring, Christopher	0:16,810	316 Schultheiss, Marcel	0:15,534	308 Skeed,	0:14,652
11 316 Schultheiss, Marcel	0:47,087	356 Steigerwald, Noah	0:16,821	308 Skeed,	0:15,559	316 Schultheiss, Marcel	0:14,664
12 356 Steigerwald, Noah	0:47,137	316 Schultheiss, Marcel	0:16,849	304 Beyerlein, Patrick	0:15,572	324 De Santis, Raffaele	0:14,671
13 304 Beyerlein, Patrick	0:47,182	304 Beyerlein, Patrick	0:16,856	356 Steigerwald, Noah	0:15,582	356 Steigerwald, Noah	0:14,694
14 308 Skeed,	0:47,184	308 Skeed,	0:16,952	318 Dresen, Andreas	0:15,681	304 Beyerlein, Patrick	0:14,700
15 301 Himmels, Yannik	0:47,573	327 Jonsson, Lukas	0:16,963	301 Himmels, Yannik	0:15,725	327 Jonsson, Lukas	0:14,803
16 327 Jonsson, Lukas	0:47,818	301 Himmels, Yannik	0:16,977	327 Jonsson, Lukas	0:15,886	301 Himmels, Yannik	0:14,865
17 320 Fredriksson, Lukas	0:47,938	320 Fredriksson, Lukas	0:17,083	320 Fredriksson, Lukas	0:15,887	320 Fredriksson, Lukas	0:14,900

**Qualifying practice DSKC (K22) Group 1 Gruppe 1**

## Die schnellsten Zeiten

Ort	Nr. Fahrername	Zeit	Streckenl.	Ø Speed
Ziel	306 Curto,Alessio	0:46,532	1190 m	92,1 km/h
Sektion 1	306 Curto,Alessio	0:16,626	452 m	97,9 km/h
Sektion 2	306 Curto,Alessio	0:15,374	368 m	86,2 km/h
Sektion 3	306 Curto,Alessio	0:14,496	370 m	91,9 km/h

	Stnr.306 Curto,Alessio DEU Valier Motorsport	Stnr.329 Trefilovs, Davids DEU SRP Racing Team	Stnr.314 Ugram, Filip Ioan ROU R&R RACING TEAM	Stnr.328 Neumann, Thomas DEU SRP Racing Team	Stnr.323 Mähler, Tobias DEU Kartshop Ampfing
best	theoretisch mögliche Bestzeit 0:46,496 Ziel Sektion 1 Sektion 2 Sektion 3 0:46,532 0:16,626 0:15,374 0:14,496	theoretisch mögliche Bestzeit 0:46,684 Ziel Sektion 1 Sektion 2 Sektion 3 0:46,706 0:16,716 0:15,451 0:14,517	theoretisch mögliche Bestzeit 0:46,676 Ziel Sektion 1 Sektion 2 Sektion 3 0:46,727 0:16,697 0:15,465 0:14,514	theoretisch mögliche Bestzeit 0:46,714 Ziel Sektion 1 Sektion 2 Sektion 3 0:46,736 0:16,699 0:15,447 0:14,568	theoretisch mögliche Bestzeit 0:46,703 Ziel Sektion 1 Sektion 2 Sektion 3 0:46,754 0:16,686 0:15,449 0:14,568
Runde 1	0:51,108 0:18,489 0:17,779 0:14,840	0:49,759 0:18,255 0:16,681 0:14,823	0:57,618 0:20,859 0:21,010 0:15,749	0:58,571 0:21,589 0:20,746 0:16,236	0:53,865 0:20,451 0:18,325 0:15,089
Runde 2	0:46,891 0:16,824 0:15,482 0:14,585	0:47,040 0:16,848 0:15,590 0:14,602	0:47,470 0:16,965 0:15,829 0:14,676	0:47,472 0:16,978 0:15,776 0:14,718	0:47,307 0:16,956 0:15,630 0:14,721
Runde 3	0:46,599 0:16,672 0:15,413 0:14,514	0:50,283 0:18,160 0:17,524 0:14,599	0:47,105 0:16,827 0:15,658 0:14,620	0:46,793 0:16,774 0:15,451 0:14,568	0:46,965 0:16,792 0:15,521 0:14,652
Runde 4	0:46,532 0:16,662 0:15,374 0:14,496	0:46,827 0:16,751 0:15,451 0:14,625	0:46,828 0:16,811 0:15,471 0:14,546	0:55,395 0:20,460 0:20,022 0:14,913	0:46,754 0:16,733 0:15,453 0:14,568
Runde 5	0:46,581 0:16,626 0:15,437 0:14,518	0:46,706 0:16,716 0:15,473 0:14,517	0:46,727 0:16,697 0:15,516 0:14,514	0:46,736 0:16,699 0:15,447 0:14,590	0:47,061 0:16,776 0:15,575 0:14,710
Runde 6	0:46,706 0:16,729 0:15,457 0:14,520	0:46,831 0:16,718 0:15,561 0:14,552	0:46,858 0:16,727 0:15,584 0:14,547		0:47,689 0:16,686 0:15,449 0:15,554
Runde 7			0:46,746 0:16,761 0:15,465 0:14,520		

Qualifying practice DSKC (K22) Group 1 Gruppe 1

Die schnellsten Zeiten

Ort	Nr. Fahrername	Zeit	Streckenl.	ø Speed
Ziel	306 Curto,Alessio	0:46,532	1190 m	92,1 km/h
Sektion 1	306 Curto,Alessio	0:16,626	452 m	97,9 km/h
Sektion 2	306 Curto,Alessio	0:15,374	368 m	86,2 km/h
Sektion 3	306 Curto,Alessio	0:14,496	370 m	91,9 km/h

	Smr.331 Kindervater,Robert DEU BIREL ART RACING KSW theoretisch mögliche Bestzeit 0:46,702	Smr.305 Langenbacher,Marvin DEU RS-Motorsport theoretisch mögliche Bestzeit 0:46,792	Smr.311 Dreyspring,Christopher DEU CRG -Performance theoretisch mögliche Bestzeit 0:46,949	Smr.324 De Santis,Raffaele ITA SRP Racing Team theoretisch mögliche Bestzeit 0:47,014	Smr.318 Dresen,Andreas DEU Valier Motorsport theoretisch mögliche Bestzeit 0:47,064
best	Ziel Sektion 1 Sektion 2 Sektion 3 0:46,778 0:16,717 0:15,384 0:14,601	Ziel Sektion 1 Sektion 2 Sektion 3 0:46,823 0:16,710 0:15,492 0:14,590	Ziel Sektion 1 Sektion 2 Sektion 3 0:46,990 0:16,810 0:15,487 0:14,652	Ziel Sektion 1 Sektion 2 Sektion 3 0:47,039 0:16,809 0:15,534 0:14,671	Ziel Sektion 1 Sektion 2 Sektion 3 0:47,064 0:16,799 0:15,681 0:14,584
Runde 1	0:50,595 0:19,596 0:15,942 0:15,057	0:56,975 0:21,629 0:18,126 0:17,220	0:52,902 0:19,825 0:18,242 0:14,835	0:52,505 0:19,405 0:18,066 0:15,034	0:53,829 0:20,173 0:17,278 0:16,378
Runde 2	0:47,293 0:17,055 0:15,537 0:14,701	0:49,644 0:18,573 0:16,194 0:14,877	0:47,342 0:16,960 0:15,662 0:14,720	0:47,689 0:17,131 0:15,784 0:14,774	0:47,630 0:17,021 0:15,893 0:14,716
Runde 3	0:46,783 0:16,732 0:15,384 0:14,667	0:47,232 0:16,919 0:15,669 0:14,644	0:47,113 0:16,890 0:15,515 0:14,708	0:47,323 0:16,903 0:15,633 0:14,787	0:47,166 0:16,853 0:15,692 0:14,621
Runde 4	0:46,778 0:16,717 0:15,428 0:14,633	0:46,953 0:16,811 0:15,533 0:14,609	0:46,990 0:16,832 0:15,506 0:14,652	0:47,116 0:16,849 0:15,536 0:14,731	0:49,635 0:16,832 0:15,703 0:17,100
Runde 5	0:46,836 0:16,807 0:15,418 0:14,611	0:46,850 0:16,710 0:15,550 0:14,590	0:47,076 0:16,893 0:15,487 0:14,696	0:47,039 0:16,809 0:15,559 0:14,671	0:47,382 0:17,027 0:15,687 0:14,668
Runde 6	0:46,811 0:16,742 0:15,468 0:14,601	0:46,823 0:16,723 0:15,501 0:14,599	0:47,036 0:16,810 0:15,519 0:14,707	0:48,219 0:16,875 0:15,597 0:15,747	0:47,064 0:16,799 0:15,681 0:14,584
Runde 7		0:46,932 0:16,838 0:15,492 0:14,602		0:47,041 0:16,814 0:15,534 0:14,693	



### Qualifying practice DSKC (K22) Group 1 Gruppe 1

#### Die schnellsten Zeiten

Ort	Nr. Fahrername	Zeit	Streckenl.	Ø Speed
Ziel	306 Curto,Alessio	0:46,532	1190 m	92,1 km/h
Sektion 1	306 Curto,Alessio	0:16,626	452 m	97,9 km/h
Sektion 2	306 Curto,Alessio	0:15,374	368 m	86,2 km/h
Sektion 3	306 Curto,Alessio	0:14,496	370 m	91,9 km/h

	Stnr.316 Schultheiss,Marcel DEU Mach1 Motorsport	Stnr.356 Steigerwald,Noah DEU Parolin Deutschland Team MSR WST	Stnr.304 Beyerlein,Patrick DEU BEYMO-Kartracing	Stnr.308 Skeed, ITA Renda Motorsport S.A.S.	Stnr.301 Himmels,Yannik DEU Valier Motorsport
	theoretisch mögliche Bestzeit 0:47,047	theoretisch mögliche Bestzeit 0:47,097	theoretisch mögliche Bestzeit 0:47,128	theoretisch mögliche Bestzeit 0:47,163	theoretisch mögliche Bestzeit 0:47,567
best	Ziel Sektion 1 0:16,849 0:15,534 0:14,664	Ziel Sektion 1 0:16,821 0:15,582 0:14,694	Ziel Sektion 1 0:16,856 0:15,572 0:14,700	Ziel Sektion 1 0:16,952 0:15,559 0:14,652	Ziel Sektion 1 0:16,977 0:15,725 0:14,865
Runde 1	0:51,047 0:19,499 0:16,510 0:15,038	0:49,582 0:18,178 0:16,485 0:14,919	0:49,496 0:18,210 0:16,381 0:14,905	0:50,320 0:21,318 0:20,746 0:16,256	0:51,577 0:19,366 0:16,654 0:15,557
Runde 2	0:47,551 0:17,048 0:15,739 0:14,764	0:47,851 0:17,072 0:15,924 0:14,855	0:47,649 0:17,040 0:15,776 0:14,833	0:47,449 0:17,022 0:15,674 0:14,753	0:48,561 0:17,453 0:16,056 0:15,052
Runde 3	0:47,316 0:16,999 0:15,614 0:14,703	0:47,959 0:17,047 0:16,130 0:14,782	0:47,235 0:16,856 0:15,610 0:14,769	0:47,246 0:16,952 0:15,627 0:14,667	0:47,969 0:17,131 0:15,897 0:14,941
Runde 4	0:47,137 0:16,849 0:15,581 0:14,707	0:47,586 0:16,956 0:15,741 0:14,889	0:47,182 0:16,910 0:15,572 0:14,700	0:47,613 0:16,952 0:15,938 0:14,723	0:47,843 0:17,095 0:15,725 0:15,023
Runde 5	0:47,200 0:16,912 0:15,624 0:14,664	0:47,309 0:16,900 0:15,641 0:14,768	0:47,282 0:16,912 0:15,595 0:14,775	0:47,184 0:16,973 0:15,559 0:14,652	0:47,696 0:16,989 0:15,794 0:14,913
Runde 6	0:47,087 0:16,850 0:15,534 0:14,703	0:47,157 0:16,821 0:15,582 0:14,754			0:47,573 0:16,977 0:15,731 0:14,865
Runde 7		0:47,137 0:16,821 0:15,622 0:14,694			

**Qualifying practice DSKC (K22) Group 1 Gruppe 1**
**Die schnellsten Zeiten**

Ort	Nr. Fahrername	Zeit	Streckenl.	ø Speed
Ziel	306 Curto,Alessio	0:46,532	1190 m	92,1 km/h
Sektion 1	306 Curto,Alessio	0:16,626	452 m	97,9 km/h
Sektion 2	306 Curto,Alessio	0:15,374	368 m	86,2 km/h
Sektion 3	306 Curto,Alessio	0:14,496	370 m	91,9 km/h

**Snr.327 Jonsson,Lukas**
**SWE**
**JP Racing**

theoretisch mögliche Bestzeit 0:47,652

Ziel Sektion 1 Sektion 2 Sektion 3

0:47,818 0:16,963 0:15,886 0:14,803

Runde 1 0:52,128 0:18,748 0:17,961 0:15,419

Runde 2 0:49,617 0:18,184 0:16,452 0:14,981

Runde 3 0:48,027 0:17,000 0:16,115 0:14,912

Runde 4 0:48,038 0:17,149 0:16,086 0:14,803

Runde 5 0:47,818 0:16,963 0:16,004 0:14,851

Runde 6 0:48,736 0:17,427 0:16,070 0:15,239

Runde 7 0:49,595 0:17,442 0:15,886 0:16,267

**Snr.320 Fredriksson,Lukas**
**SWE**
**JP Racing**

theoretisch mögliche Bestzeit 0:47,870

Ziel Sektion 1 Sektion 2 Sektion 3

0:47,938 0:17,083 0:15,887 0:14,900

Runde 1 0:49,643 0:17,814 0:16,421 0:15,408

Runde 2 0:48,698 0:17,467 0:16,188 0:15,043

Runde 3 0:48,237 0:17,219 0:16,082 0:14,936

Runde 4 0:48,291 0:17,312 0:16,079 0:14,900

Runde 5 0:47,949 0:17,112 0:15,933 0:14,904

Runde 6 0:47,938 0:17,083 0:15,916 0:14,939

Runde 7 0:49,094 0:17,157 0:15,887 0:16,050

	Ziel	Sektion 1	Sektion 2	Sektion 3	Ziel	Sektion 1	Sektion 2	Sektion 3	Ziel	Sektion 1	Sektion 2	Sektion 3
best												
Runde 1												
Runde 2												
Runde 3												
Runde 4												
Runde 5												
Runde 6												
Runde 7												

Strecke / track: 1190m  
 started: 17 classified: 17 not classified: 0

Doc. 2

Pos	Str. Nr.	Fahrer Driver	Nation	Bewerber/Sponsor	Nation	Lizenz/B-Lizenz	Chassis/Motor/Reifen	Runden Laps	Gesamtzeit Differenz	Abstand Gap	beste Runde best Lap	in R. in L.	o Geschw. Speed
1	321	Denner, Emilien	FRA	CRG Holland	IND	141283E1 15521	Kali Kart / TM / Vega	8			0:46,315	4	92,5 km/h
2	309	Kamali, Luka	DEU	TB Racing Team	DEU	IKB 1132678 KBF 1116906	CRG / TM / Vega	10	0:00,415	0:00,415	0:46,730	5	91,7 km/h
3	334	Lehner, Franz	AUT	BIREL ART RACING KSW	AUT	JK 2150 BK 102	BirelART / TM / Vega	11	0:00,445	0:00,030	0:46,760	9	91,6 km/h
4	332	Tabakovic, Ronny	DEU	CKR Srl	ITA	IKC 1148046 300098	CKR / TM / Vega	11	0:00,482	0:00,037	0:46,797	9	91,5 km/h
5	317	Wagner, Fabio	DEU	KSM Schumacher Racing Team	DEU	IKC 1125482 KBF 1067587	Tony Kart / Vortex / Vega	7	0:00,706	0:00,224	0:47,021	7	91,1 km/h
6	319	Colakovic, Nermin	DEU	Solgat Motorsport	DEU	IKB 1165480 KBF 1079882	BirelArt / TM / Vega	11	0:00,717	0:00,011	0:47,032	7	91,1 km/h
7	335	Sager, Moritz	AUT	KSB RACING TEAM	AUT	JK 2117 BK 002	Kosmic / Vortex / Vega	10	0:00,719	0:00,002	0:47,034	7	91,1 km/h
8	312	Metz, Tim Mika	DEU	CRG -Performance	DEU	IKC 1149667 KBF 1168909	CRG / TM / Vega	11	0:00,804	0:00,085	0:47,119	9	90,9 km/h
9	333	Myszkier, Pawel	POL	Mach1 Motorsport	DEU	B27/208/K KBF 1005514	Mach1 / TM / Vega	5	0:00,837	0:00,033	0:47,152	4	90,9 km/h
10	369	Drewing, Pascal	DEU	Van Woerden Racing	DEU	IKC 1147574 KBF 1188185	Praga / TM / Vega	12	0:00,851	0:00,014	0:47,166	9	90,8 km/h
11	326	Baranowski, Kevin	DEU	Solgat Motorsport	DEU	IKC 1117569 KBF 1079882	BirelART / TM / Vega	10	0:00,924	0:00,073	0:47,239	10	90,7 km/h
12	302	Potman, Mark	IND	CRG Holland	IND	30972 15521	CRG / TM / Vega	11	0:01,002	0:00,078	0:47,317	9	90,5 km/h
13	368	Hartmann, Rick	DEU	Team NKS	DEU	IKC 1145851 KBF 1050071	DR / TM / Vega	11	0:01,006	0:00,004	0:47,321	11	90,5 km/h
14	322	Fusco, Giuseppe	ITA	Renda Motorsport S.A.S.	ITA	339410 322880	CKR / Vortex / Vega	11	0:01,480	0:00,474	0:47,795	4	89,6 km/h
15	303	Bröcker, Fabrice	DEU	Fabrice Bröcker	DEU	IKB 1107604 IKB 1107604	CRG / Vortex / Vega	9	0:01,548	0:00,068	0:47,863	9	89,5 km/h
16	307	Schröder, Tim	DEU	Mach1 Motorsport	DEU	IKB 1079850 KBF 1005514	Mach1 / TM / Vega	9	0:01,614	0:00,066	0:47,929	8	89,4 km/h
17	330	Walsh, Ian	IRL	Ian Walsh	IRL	1326 1326	Tony Kart / TM / Vega	11	0:01,959	0:00,345	0:48,274	7	88,7 km/h

Rennleitung: Rüdiger Luth Racedirektor: Thomas Lainer  
 Sportkommissare: Thomas Ferrero / Ulrich Bell / Franz-Josef Serr / FrankTautenhahn  
 Techn. Kommissare: H.-J. Dangers / A.Sengpiel / M. Grasshoff / C. Schmidt / D.Pietzko / W.Amend / M.Ambrosius  
 Zeitnahme: KART-DATA timing service Franz Schiesler / Manuela Hintner

**free practice DSKG (KZ2)**

Strecke / track: 1190		started: 17	classified: 17	not classified: 0								
Fahrername Driver	Denner Emilien	Kamali Luka	Lehner Franz	Tabakovic Ronny	Wagner Fabio	Colakovic Nermin	Sager Moritz	Metz Tim Mikka	Myszkier Pawel	Drewing Pascal	Baranowski Kevin	Potman Mark
schnellste in Runde	0:46,315 Rn. 4	0:46,730 Rn. 5	0:46,760 Rn. 9	0:46,797 Rn. 9	0:47,021 Rn. 7	0:47,032 Rn. 7	0:47,034 Rn. 7	0:47,119 Rn. 9	0:47,152 Rn. 4	0:47,166 Rn. 9	0:47,239 Rn. 10	0:47,317 Rn. 9
Speed	92,5 km/h	91,7 km/h	91,6 km/h	91,5 km/h	91,1 km/h	91,1 km/h	91,1 km/h	90,9 km/h	90,9 km/h	90,8 km/h	90,7 km/h	90,5 km/h
Lap 1	0:59,111	1:00,713	1:01,968	0:54,399	0:52,315	0:59,682	0:50,677	0:53,535	0:51,915	0:50,372	0:58,944	0:53,352
Lap 2	0:47,362	0:57,067	0:51,698	0:47,323	0:48,109	0:53,409	0:48,113	0:48,099	0:47,843	0:48,010	0:49,144	0:48,593
Lap 3	0:46,531	0:51,348	0:47,750	0:47,268	0:48,122	0:49,150	0:48,048	0:47,564	0:47,509	0:49,003	0:47,972	0:48,224
Lap 4	0:46,315	0:48,702	0:47,717	0:47,101	3:56,173	0:48,125	0:47,397	0:47,375	0:47,152	0:47,334	0:49,075	0:47,636
Lap 5	0:46,376	0:46,730	0:47,170	0:46,880	0:47,938	0:47,299	0:47,823	0:47,733	0:58,607	0:47,275	0:47,710	0:48,275
Lap 6	0:46,700	0:47,259	0:46,906	0:47,046	0:47,345	0:47,129	0:47,294	0:47,150		0:47,205	0:47,685	0:47,536
Lap 7	0:46,373	0:46,995	0:46,938	0:46,878	0:47,021	0:47,032	0:47,034	0:47,308		0:47,683	0:47,465	0:47,348
Lap 8	0:48,825	0:46,927	0:46,968	0:46,970		0:47,071	0:47,253	0:47,264		0:47,345	0:47,711	0:47,422
Lap 9		1:04,033	0:46,760	0:46,797		0:47,140	0:47,623	0:47,119		0:47,166	1:20,614	0:47,317
Lap 10		0:48,496	0:46,864	0:49,969		0:47,400	0:47,341	0:47,123		0:47,311	0:47,239	0:53,879
Lap 11			0:49,818	0:46,883		0:47,216		0:48,513		0:47,480		0:49,788
Lap 12										0:47,328		



**free practice DSKC (K22)**

Strecke / track: 1190 started: 17 classified: 17 not classified: 0

Fahrername Driver	Hartmann Rick	Fusco Giuseppe	Bröcker Fabrice	Schröder Tim	Walsh Ian
schnellste Runde in Runde	0:47,321 Rn. 11	0:47,795 Rn. 4	0:47,863 Rn. 9	0:47,929 Rn. 8	0:48,274 Rn. 7
Speed	90,5 km/h	89,6 km/h	89,5 km/h	89,4 km/h	88,7 km/h
Lap 1	0:53,862	0:50,423	0:54,734	0:59,832	0:59,631
Lap 2	0:48,293	0:48,398	0:48,506	0:57,350	0:53,505
Lap 3	0:47,881	0:47,853	0:48,180	0:55,291	0:49,777
Lap 4	0:47,790	0:47,795	0:48,165	0:58,598	0:49,014
Lap 5	0:47,732	0:48,091	0:48,972	1:40,265	0:48,798
Lap 6	0:48,012	0:47,969	2:13,724	0:48,917	0:48,494
Lap 7	0:47,479	0:49,561	0:48,193	0:47,975	<u>0:48,274</u>
Lap 8	0:47,338	0:47,892	0:48,780	0:47,929	0:48,318
Lap 9	0:47,374	0:48,991	<u>0:47,863</u>	0:47,966	0:48,494
Lap 10	0:47,392	0:47,883			0:48,826
Lap 11	<u>0:47,321</u>	0:48,213			0:49,109
Lap 12					

## free practice DSKG (K22) Group 2

Ziel		Sektion 1		Sektion 2		Sektion 3	
Fahrername	Zeit	Fahrername	Zeit	Fahrername	Zeit	Fahrername	Zeit
1 321 Denner,Emilien	0:46,315	321 Denner,Emilien	0:16,569	321 Denner,Emilien	0:15,274	321 Denner,Emilien	0:14,393
2 309 Kamali,Luka	0:46,730	334 Lehner,Franz	0:16,717	332 Tabakovic,Ronny	0:15,442	334 Lehner,Franz	0:14,460
3 334 Lehner,Franz	0:46,760	309 Kamali,Luka	0:16,727	335 Sager,Moritz	0:15,521	309 Kamali,Luka	0:14,471
4 332 Tabakovic,Ronny	0:46,797	317 Wagner,Fabio	0:16,736	309 Kamali,Luka	0:15,523	332 Tabakovic,Ronny	0:14,502
5 317 Wagner,Fabio	0:47,021	332 Tabakovic,Ronny	0:16,775	333 Myszkier,Pawel	0:15,535	333 Myszkier,Pawel	0:14,583
6 319 Colakovic,Nermin	0:47,032	369 Drewing,Pascal	0:16,826	334 Lehner,Franz	0:15,543	335 Sager,Moritz	0:14,590
7 335 Sager,Moritz	0:47,034	312 Metz,Tim Mika	0:16,827	317 Wagner,Fabio	0:15,543	319 Colakovic,Nermin	0:14,595
8 312 Metz,Tim Mika	0:47,119	319 Colakovic,Nermin	0:16,836	319 Colakovic,Nermin	0:15,564	322 Fusco,Giuseppe	0:14,631
9 333 Myszkier,Pawel	0:47,152	368 Hartmann,Rick	0:16,852	369 Drewing,Pascal	0:15,569	326 Baranowski,Kevin	0:14,637
10 369 Drewing,Pascal	0:47,166	335 Sager,Moritz	0:16,881	312 Metz,Tim Mika	0:15,587	312 Metz,Tim Mika	0:14,645
11 326 Baranowski,Kevin	0:47,239	326 Baranowski,Kevin	0:16,913	368 Hartmann,Rick	0:15,606	302 Potman,Mark	0:14,664
12 302 Potman,Mark	0:47,317	302 Potman,Mark	0:16,917	326 Baranowski,Kevin	0:15,636	317 Wagner,Fabio	0:14,665
13 368 Hartmann,Rick	0:47,321	322 Fusco,Giuseppe	0:17,003	302 Potman,Mark	0:15,662	368 Hartmann,Rick	0:14,675
14 322 Fusco,Giuseppe	0:47,795	333 Myszkier,Pawel	0:17,034	307 Schröder,Tim	0:15,753	369 Drewing,Pascal	0:14,696
15 303 Bröcker,Fabrice	0:47,863	303 Bröcker,Fabrice	0:17,164	303 Bröcker,Fabrice	0:15,792	307 Schröder,Tim	0:14,828
16 307 Schröder,Tim	0:47,929	330 Walsh,Ian	0:17,201	322 Fusco,Giuseppe	0:15,839	303 Bröcker,Fabrice	0:14,852
17 330 Walsh,Ian	0:48,274	307 Schröder,Tim	0:17,241	330 Walsh,Ian	0:16,088	330 Walsh,Ian	0:14,890

**free practice DSKG (K22) Group 2**

## Die schnellsten Zeiten

Ort	Nr. Fahrername	Zeit	Streckenl.	ø Speed
Ziel	321 Denner, Emilien	0:46,315	1190 m	92,5 km/h
Sektion 1	321 Denner, Emilien	0:16,569	452 m	98,2 km/h
Sektion 2	321 Denner, Emilien	0:15,274	368 m	86,7 km/h
Sektion 3	321 Denner, Emilien	0:14,393	370 m	92,5 km/h

	Smr.321 Denner,Emilien FRA CRG Holland	Smr.309 Kamali,Luka DEU TB Racing Team	Smr.334 Lehner,Franz AUT BIREL ART RACING KSW	Smr.332 Tabakovic,Ronny DEU CKR Srl	Smr.317 Wagner,Fabio DEU KSM Schumacher Racing Team
	theoretisch mögliche Bestzeit 0:46,236	theoretisch mögliche Bestzeit 0:46,721	theoretisch mögliche Bestzeit 0:46,720	theoretisch mögliche Bestzeit 0:46,719	theoretisch mögliche Bestzeit 0:46,944
best	Ziel Sektion 1 0:16,569 0:15,274 0:14,393	Ziel Sektion 1 0:16,727 0:15,523 0:14,471	Ziel Sektion 1 0:16,717 0:15,543 0:14,460	Ziel Sektion 1 0:16,775 0:15,442 0:14,502	Ziel Sektion 1 0:16,736 0:15,543 0:14,665
Runde 1	0:59,111 0:24,354 0:19,740 0:15,017	1:00,713 0:23,241 0:18,962 0:18,510	1:01,968 0:26,237 0:19,326 0:16,405	0:54,399 0:21,697 0:17,627 0:15,075	0:52,315 0:19,661 0:17,378 0:15,276
Runde 2	0:47,362 0:17,003 0:15,783 0:14,576	0:57,067 0:22,992 0:17,738 0:16,337	0:51,698 0:19,394 0:16,938 0:15,366	0:47,323 0:17,086 0:15,677 0:14,610	0:48,109 0:17,128 0:16,086 0:14,895
Runde 3	0:46,531 0:16,675 0:15,440 0:14,416	0:51,348 0:19,246 0:16,679 0:15,423	0:47,750 0:17,062 0:15,898 0:14,790	0:47,268 0:16,954 0:15,672 0:14,642	0:48,122 0:17,013 0:15,849 0:15,260
Runde 4	0:46,315 0:16,569 0:15,328 0:14,418	0:48,702 0:17,337 0:16,488 0:14,877	0:47,717 0:17,405 0:15,799 0:14,513	0:47,101 0:16,998 0:15,490 0:14,613	3:56,173 3:21,968 0:18,115 0:16,090
Runde 5	0:46,376 0:16,633 0:15,274 0:14,469	0:46,730 0:16,727 0:15,532 0:14,471	0:47,170 0:16,959 0:15,682 0:14,529	0:46,880 0:16,839 0:15,539 0:14,502	0:47,938 0:17,084 0:16,037 0:14,817
Runde 6	0:46,700 0:16,667 0:15,525 0:14,508	0:47,259 0:17,129 0:15,618 0:14,512	0:46,906 0:16,796 0:15,545 0:14,565	0:47,046 0:16,858 0:15,544 0:14,644	0:47,345 0:17,000 0:15,680 0:14,665
Runde 7	0:46,373 0:16,592 0:15,388 0:14,393	0:46,995 0:16,782 0:15,539 0:14,674	0:46,938 0:16,816 0:15,565 0:14,557	0:46,878 0:16,786 0:15,461 0:14,631	0:47,021 0:16,736 0:15,543 0:14,742
Runde 8	0:48,825 0:17,882 0:16,323 0:14,620	0:46,927 0:16,785 0:15,523 0:14,619	0:46,968 0:16,912 0:15,556 0:14,500	0:46,970 0:16,853 0:15,508 0:14,609	
Runde 9		1:04,033 0:19,653 0:22,771 0:21,609	0:46,760 0:16,757 0:15,543 0:14,460	0:46,797 0:16,776 0:15,442 0:14,579	
Runde 10		0:48,496 0:17,420 0:15,788 0:15,288	0:46,864 0:16,717 0:15,545 0:14,602	0:49,969 0:16,881 0:17,211 0:15,877	
Runde 11			0:49,818 0:19,337 0:15,945 0:14,536	0:46,883 0:16,775 0:15,496 0:14,612	
Runde 12					

### free practice DSKC (K22) Group 2

Die schnellsten Zeiten

Ort	Nr. Fahrername	Zeit	Streckenl.	Ø Speed
Ziel	321 Denner, Emilien	0:46,315	1190 m	92,5 km/h
Sektion 1	321 Denner, Emilien	0:16,569	452 m	98,2 km/h
Sektion 2	321 Denner, Emilien	0:15,274	368 m	86,7 km/h
Sektion 3	321 Denner, Emilien	0:14,393	370 m	92,5 km/h

best	Snr.319 Colakovik,Nermin DEU Solgat Motorsport		Snr.312 Metz,Tim Mika DEU CRG -Performance		Snr.333 Myszkier,Pawel POL Mach1 Motorsport		Snr.369 Drowing,Pascal DEU Van Woerden Racing										
	theoretisch mögliche Bestzeit	Ziel	theoretisch mögliche Bestzeit	Ziel	theoretisch mögliche Bestzeit	Ziel	theoretisch mögliche Bestzeit	Ziel									
Runde 1	0:47,032	0:16,836	0:15,564	0:14,595	0:47,034	0:16,881	0:15,521	0:14,590	0:50,677	0:18,523	0:16,849	0:15,305	0:47,034	0:16,881	0:15,521	0:14,590	
Runde 2	0:59,682	0:22,430	0:19,472	0:17,780	0:50,677	0:18,523	0:16,849	0:15,305	0:48,113	0:17,150	0:15,867	0:15,096	0:47,253	0:16,881	0:15,521	0:14,590	
Runde 3	0:53,409	0:19,643	0:17,685	0:16,131	0:48,113	0:17,150	0:15,867	0:15,096	0:48,048	0:17,222	0:15,803	0:15,023	0:47,623	0:17,008	0:15,809	0:14,806	
Runde 4	0:49,150	0:17,958	0:15,950	0:15,242	0:47,397	0:17,066	0:15,668	0:14,663	0:48,125	0:17,640	0:15,711	0:14,774	0:47,823	0:16,932	0:15,738	0:14,624	
Runde 5	0:48,125	0:17,640	0:15,711	0:14,774	0:47,823	0:16,977	0:15,909	0:14,937	0:47,299	0:16,932	0:15,738	0:14,624	0:47,294	0:16,932	0:15,738	0:14,624	
Runde 6	0:47,299	0:17,049	0:15,572	0:14,678	0:47,294	0:16,932	0:15,738	0:14,624	0:47,032	0:16,849	0:15,564	0:14,599	0:47,032	0:16,849	0:15,564	0:14,599	
Runde 7	0:47,129	0:16,939	0:15,564	0:14,626	0:47,032	0:16,849	0:15,564	0:14,599	0:47,071	0:16,866	0:15,610	0:14,595	0:47,140	0:16,836	0:15,581	0:14,723	
Runde 8	0:47,071	0:16,866	0:15,610	0:14,595	0:47,253	0:16,881	0:15,623	0:14,749	0:47,400	0:16,849	0:15,622	0:14,929	0:47,400	0:16,849	0:15,622	0:14,929	
Runde 9	0:47,400	0:16,849	0:15,622	0:14,929	0:47,341	0:16,943	0:15,690	0:14,708	0:47,216	0:16,897	0:15,616	0:14,703	0:47,216	0:16,897	0:15,616	0:14,703	
Runde 10	0:47,216	0:16,897	0:15,616	0:14,703	0:47,341	0:16,943	0:15,690	0:14,708	0:47,328	0:16,826	0:15,739	0:14,763	0:47,328	0:16,826	0:15,739	0:14,763	
Runde 11	0:47,328	0:16,826	0:15,739	0:14,763	0:48,513	0:16,906	0:15,854	0:15,753									
Runde 12																	



### free practice DSKC (K2Z) Group 2

Die schnellsten Zeiten

Ort	Nr. Fahrername	Zeit	Streckenl.	ø Speed
Ziel	321 Denner, Emilien	0:46,315	1190 m	92,5 km/h
Sektion 1	321 Denner, Emilien	0:16,569	452 m	98,2 km/h
Sektion 2	321 Denner, Emilien	0:15,274	368 m	86,7 km/h
Sektion 3	321 Denner, Emilien	0:14,393	370 m	92,5 km/h

	Smr.326 Baranowski, Kevin DEU Solgat Motorsport		Smr.302 Potman, Mark NLD CRG Holland		Smr.368 Hartmann, Rick DEU Team NKS		Smr.322 Fusco, Giuseppe ITA Renda Motorsport S.A.S.		Smr.303 Bröcker, Fabrice DEU Fabrice Bröcker							
	theoretisch mögliche Bestzeit	Ziel	theoretisch mögliche Bestzeit	Ziel	theoretisch mögliche Bestzeit	Ziel	theoretisch mögliche Bestzeit	Ziel	theoretisch mögliche Bestzeit	Ziel						
best	0:47,239	0:16,913	0:15,636	0:14,637	0:47,317	0:16,917	0:15,662	0:14,664	0:47,317	0:16,917	0:15,662	0:14,664	0:47,317	0:16,917	0:15,662	0:14,664
Runde 1	0:58,944	0:26,803	0:16,926	0:15,215	0:53,352	0:20,772	0:17,273	0:15,307	0:50,423	0:18,965	0:16,328	0:15,130	0:54,734	0:22,315	0:16,752	0:15,667
Runde 2	0:49,144	0:18,044	0:16,177	0:14,923	0:48,593	0:17,360	0:16,170	0:15,063	0:48,398	0:17,430	0:16,054	0:14,914	0:48,506	0:17,537	0:15,913	0:15,056
Runde 3	0:47,972	0:17,182	0:15,972	0:14,818	0:48,224	0:17,287	0:15,981	0:14,956	0:47,853	0:17,189	0:15,839	0:14,825	0:48,180	0:17,321	0:15,792	0:15,067
Runde 4	0:49,075	0:17,774	0:16,562	0:14,739	0:47,636	0:17,111	0:15,830	0:14,695	0:47,795	0:17,050	0:15,900	0:14,845	0:48,165	0:17,273	0:15,965	0:14,927
Runde 5	0:47,710	0:17,054	0:15,922	0:14,734	0:48,275	0:16,980	0:16,607	0:14,688	0:48,091	0:17,049	0:16,223	0:14,819	0:48,972	0:17,448	0:15,896	0:15,628
Runde 6	0:47,685	0:16,913	0:15,937	0:14,835	0:47,536	0:17,050	0:15,756	0:14,730	0:48,012	0:17,565	0:15,719	0:14,728	0:48,972	0:17,448	0:15,896	0:15,628
Runde 7	0:47,465	0:17,028	0:15,727	0:14,710	0:47,348	0:16,917	0:15,734	0:14,697	0:47,479	0:16,998	0:15,693	0:14,788	0:48,972	0:17,448	0:15,896	0:15,628
Runde 8	0:47,711	0:16,935	0:15,636	0:15,140	0:47,422	0:16,947	0:15,777	0:14,698	0:47,338	0:17,013	0:15,606	0:14,719	0:48,972	0:17,448	0:15,896	0:15,628
Runde 9	1:20,614	0:49,788	0:16,115	0:14,711	0:47,317	0:16,991	0:15,662	0:14,664	0:47,374	0:16,907	0:15,657	0:14,810	0:48,972	0:17,448	0:15,896	0:15,628
Runde 10	0:47,239	0:16,949	0:15,653	0:14,637	0:53,879	0:16,924	0:15,861	0:21,094	0:47,392	0:16,852	0:15,749	0:14,791	0:48,972	0:17,448	0:15,896	0:15,628
Runde 11					0:49,788	0:18,463	0:15,969	0:15,356	0:47,321	0:16,995	0:15,651	0:14,675	0:48,972	0:17,448	0:15,896	0:15,628
Runde 12																

### free practice DSKC (K22) Group 2

#### Die schnellsten Zeiten

Ort	Nr. Fahrername	Zeit	Streckenl.	ø Speed
Ziel	321 Denner, Emilien	0:46,315	1190 m	92,5 km/h
Sektion 1	321 Denner, Emilien	0:16,569	452 m	98,2 km/h
Sektion 2	321 Denner, Emilien	0:15,274	368 m	86,7 km/h
Sektion 3	321 Denner, Emilien	0:14,393	370 m	92,5 km/h

	Smr.307 Schröder, Tim DEU Mach1 Motorsport			Smr.330 Walsh, Ian IRL Ian Walsh		
	theoretisch mögliche Bestzeit	Ziel	Sektion 3	theoretisch mögliche Bestzeit	Ziel	Sektion 3
best	0:47,929	0:17,241	0:15,753	0:48,274	0:17,201	0:14,890
Runde 1	0:59,832	0:21,442	0:19,414	0:59,631	0:22,433	0:19,571
Runde 2	0:57,350	0:22,646	0:17,893	0:53,505	0:19,775	0:18,062
Runde 3	0:55,291	0:20,262	0:17,085	0:49,777	0:18,128	0:16,428
Runde 4	0:58,598	0:20,821	0:18,948	0:49,014	0:17,708	0:16,182
Runde 5	1:40,265	1:07,945	0:16,992	0:48,798	0:17,438	0:16,088
Runde 6	0:48,917	0:17,685	0:16,266	0:48,494	0:17,324	0:16,250
Runde 7	0:47,975	0:17,365	0:15,753	0:48,274	0:17,287	0:16,097
Runde 8	0:47,929	0:17,241	0:15,795	0:48,318	0:17,251	0:16,133
Runde 9	0:47,966	0:17,292	0:15,846	0:48,494	0:17,201	0:16,211
Runde 10				0:48,826	0:17,513	0:16,277
Runde 11				0:49,109	0:17,405	0:16,543
Runde 12						

Strecke / track: 1190m  
 started: 17 classified: 17 not classified: 0

Doc. 3

Pos	Str. Nr.	Fahrer Driver	Nation	Bewerber/Sponsor	Nation	Lizenz/B-Lizenz	Chassis/Motor/Reifen	Runden Laps	Gesamtzeit Differenz	Abstand Gap	beste Runde best Lap	in R. in L.	o Geschw. o Speed
1	323	Mähler, Tobias	DEU	Kartshop Ampfing	DEU	IKC 1155185 KBF 1108764	DR / TM / Vega	10			0:46,600	9	91,9 km/h
2	306	Curto, Alessio	DEU	Valier Motorsport	DEU	IKC 1125805 KBF 1063735	SODI / TM / Vega	11	0:00,011	0:00,011	0:46,611	11	91,9 km/h
3	329	Trefilovs, Davids	DEU	SRP Racing Team	DEU	IKC1147656 KBF 1156791	CRG / TM / Vega	11	0:00,029	0:00,018	0:46,629	9	91,9 km/h
4	314	Ugran, Filip Ioan	ROU	R&R RACING TEAM	AUT	13i BK 031	BirelArt / TM / Vega	10	0:00,037	0:00,008	0:46,637	10	91,9 km/h
5	331	Kindervater, Robert	DEU	BIREL ART RACING KSW	AUT	IKC 1133505 BK 102	BirelART / TM / Vega	12	0:00,150	0:00,113	0:46,750	10	91,6 km/h
6	305	Langenbacher, Marvin	DEU	RS-Motorsport	DEU	IKC 1152544 KBF 1104126	CRG / TM / Vega	11	0:00,221	0:00,071	0:46,821	9	91,5 km/h
7	311	Dreyspring, Christopher	DEU	CRG -Performance	DEU	IKC 1118587 KBF 1168909	CRG / TM / Vega	9	0:00,239	0:00,018	0:46,839	9	91,5 km/h
8	328	Neumann, Thomas	DEU	SRP Racing Team	DEU	IKB 1066455 KBF 1156791	CRG / Modena / Vega	10	0:00,371	0:00,132	0:46,971	10	91,2 km/h
9	318	Dresen, Andreas	DEU	Valier Motorsport	DEU	IKC 1116375 KBF 1063735	SODI / TM / Vega	11	0:00,426	0:00,055	0:47,026	10	91,1 km/h
10	301	Himmels, Yannik	DEU	Valier Motorsport	DEU	IKC 1147857 KBF 1063735	SODI / TM / Vega	11	0:00,460	0:00,034	0:47,060	11	91,0 km/h
11	316	Schultheiss, Marcel	DEU	Mach1 Motorsport	DEU	IKC 1106945 KBF 1005514	Mach1 / TM / Vega	11	0:00,491	0:00,031	0:47,091	10	91,0 km/h
12	356	Steigerwald, Noah	DEU	Parolin Deutschland Team MSR WST	DEU	IKC 1174750 KBF 1156015	Parolin / TM / Vega	11	0:00,578	0:00,087	0:47,178	11	90,8 km/h
13	308	Skeed,	ITA	Renda Motorsport S.A.S.	ITA	303544 322880	Formula K / Vortex / Vega	11	0:00,642	0:00,064	0:47,242	8	90,7 km/h
14	324	De Santis, Raffaele	ITA	SRP Racing Team	DEU	355299 KBF 1156791	CRG / TM / Vega	11	0:00,645	0:00,003	0:47,245	10	90,7 km/h
15	304	Beyerlein, Patrick	DEU	BEYMO-Kart racing	DEU	IKC 1041625 KBF 1160795	CRG / TM / Vega	11	0:00,771	0:00,126	0:47,371	11	90,4 km/h
16	320	Fredriksson, Lukas	SWE	JP Racing	SWE	200108090073 105	Exprit / Vortex / Vega	11	0:00,969	0:00,198	0:47,569	8	90,1 km/h
17	327	Jonsson, Lukas	SWE	JP Racing	SWE	2000009017955 105	Exprit / Vortex / Vega	11	0:01,392	0:00,423	0:47,992	8	89,3 km/h

Rennleitung: Rüdiger Luth Racedirektor: Thomas Lainer  
 Sportkommissare: Thomas Ferrero / Ulrich Bell / Franz-Josef Serr / Frank Tautenhahn  
 Techn. Kommissare: H.-J. Dangers / A.Sengpiel / M. Grasshoff / C. Schmidt / D.Pietzko / W.Amend / M.Ambrosius  
 Zeitnahme: KART-DATA timing service Franz Schiesler / Manuela Hintner

**free practice DSKC (K22) Gruppe 1**

Strecke / track: 1190 started: 17 classified: 17 not classified: 0

Fahrername Driver	Mähler Tobias	Curto Alessio	Treflows Davids	Ugran Filip Ioan	Kindervater Robert	Langenbacher Marvin	Dreyspring Christopher	Neumann Thomas	Dresen Andreas	Himmels Yannik	Schulheiss Marcel	Steigerwald Noah
schnellste in Runde	0:46,600 Rn. 9	0:46,611 Rn. 11	0:46,629 Rn. 9	0:46,637 Rn. 10	0:46,750 Rn. 10	0:46,821 Rn. 9	0:46,839 Rn. 9	0:46,971 Rn. 10	0:47,026 Rn. 10	0:47,060 Rn. 11	0:47,091 Rn. 10	0:47,178 Rn. 11
Speed	91,9 km/h	91,9 km/h	91,9 km/h	91,9 km/h	91,6 km/h	91,5 km/h	91,5 km/h	91,2 km/h	91,1 km/h	91,0 km/h	91,0 km/h	90,8 km/h
Lap 1	0:50,549	0:49,955	0:56,500	1:00,815	0:53,270	0:55,183	0:57,195	0:49,528	0:58,227	0:57,934	0:51,814	0:53,172
Lap 2	0:48,320	0:49,838	0:55,003	0:59,098	0:49,080	0:51,683	0:49,306	0:47,966	0:55,487	0:53,708	0:48,981	0:50,347
Lap 3	0:48,175	0:47,734	0:52,723	0:54,496	0:47,780	0:48,505	2:22,376	0:47,828	0:54,791	0:53,584	0:47,970	0:48,943
Lap 4	0:47,249	0:48,350	0:50,046	0:50,791	0:47,561	0:47,341	0:47,179	0:47,521	0:52,818	0:52,146	0:47,662	0:48,286
Lap 5	0:46,947	0:47,298	0:47,208	0:48,996	0:47,218	0:47,467	0:46,996	0:47,288	0:48,251	0:48,649	0:47,712	0:48,053
Lap 6	0:46,788	0:47,120	0:46,842	0:47,360	0:47,364	0:47,143	0:47,684	0:47,080	0:48,034	0:47,847	0:47,737	0:48,376
Lap 7	0:46,619	0:47,235	0:46,742	0:46,914	0:47,420	0:47,075	0:47,084	0:47,130	0:47,709	0:47,592	1:26,357	0:47,723
Lap 8	0:46,859	0:46,903	0:46,778	0:46,689	0:46,910	0:46,956	0:47,601	0:47,247	0:47,564	0:47,371	0:47,127	0:47,590
Lap 9	0:46,600	0:46,786	0:46,629	0:46,646	0:47,118	0:46,821	0:46,839	0:56,490	0:47,234	0:47,266	0:47,136	0:47,455
Lap 10	0:46,657	0:46,773	0:46,825	0:46,637	0:46,750	0:46,881		0:46,971	0:47,026	0:47,252	0:47,091	0:47,524
Lap 11		0:46,611	0:46,735		0:46,844	0:46,853			0:51,385	0:47,060	0:47,167	0:47,178
Lap 12					0:46,933							



**free practice DSKC (KZ2) Group 1 Gruppe 1**

Ziel		Sektion 1		Sektion 2		Sektion 3	
Fahrername	Zeit	Fahrername	Zeit	Fahrername	Zeit	Fahrername	Zeit
1 323 Mähler,Tobias	0:46,600	329 Trefilovs, Davids	0:16,634	323 Mähler,Tobias	0:15,347	329 Trefilovs, Davids	0:14,459
2 306 Curto,Alessio	0:46,611	306 Curto,Alessio	0:16,687	331 Kindervater, Robert	0:15,360	314 Ugran, Filip Ioan	0:14,477
3 329 Trefilovs, Davids	0:46,629	323 Mähler, Tobias	0:16,691	314 Ugran, Filip Ioan	0:15,423	306 Curto, Alessio	0:14,485
4 314 Ugran, Filip Ioan	0:46,637	314 Ugran, Filip Ioan	0:16,717	311 Dreyspring, Christopher	0:15,436	323 Mähler, Tobias	0:14,503
5 331 Kindervater, Robert	0:46,750	331 Kindervater, Robert	0:16,724	306 Curto, Alessio	0:15,439	305 Langenbacher, Marvin	0:14,503
6 305 Langenbacher, Marvin	0:46,821	311 Dreyspring, Christopher	0:16,776	328 Neumann, Thomas	0:15,468	328 Neumann, Thomas	0:14,526
7 311 Dreyspring, Christopher	0:46,839	305 Langenbacher, Marvin	0:16,801	329 Trefilovs, Davids	0:15,472	331 Kindervater, Robert	0:14,581
8 328 Neumann, Thomas	0:46,971	316 Schultheiss, Marcel	0:16,829	305 Langenbacher, Marvin	0:15,496	311 Dreyspring, Christopher	0:14,586
9 318 Dresen, Andreas	0:47,026	318 Dresen, Andreas	0:16,858	318 Dresen, Andreas	0:15,503	301 Himmels, Yannik	0:14,595
10 301 Himmels, Yannik	0:47,060	301 Himmels, Yannik	0:16,876	316 Schultheiss, Marcel	0:15,518	316 Schultheiss, Marcel	0:14,624
11 316 Schultheiss, Marcel	0:47,091	328 Neumann, Thomas	0:16,886	356 Steigerwald, Noah	0:15,558	356 Steigerwald, Noah	0:14,631
12 356 Steigerwald, Noah	0:47,178	324 De Santis, Raffaele	0:16,897	324 De Santis, Raffaele	0:15,558	308 Skeed,	0:14,636
13 308 Skeed,	0:47,242	304 Beyerlein, Patrick	0:16,898	301 Himmels, Yannik	0:15,568	318 Dresen, Andreas	0:14,648
14 324 De Santis, Raffaele	0:47,245	308 Skeed,	0:16,913	308 Skeed,	0:15,599	320 Fredriksson, Lukas	0:14,678
15 304 Beyerlein, Patrick	0:47,371	356 Steigerwald, Noah	0:16,958	304 Beyerlein, Patrick	0:15,687	324 De Santis, Raffaele	0:14,701
16 320 Fredriksson, Lukas	0:47,569	320 Fredriksson, Lukas	0:17,048	320 Fredriksson, Lukas	0:15,797	304 Beyerlein, Patrick	0:14,726
17 327 Jonsson, Lukas	0:47,992	327 Jonsson, Lukas	0:17,229	327 Jonsson, Lukas	0:15,882	327 Jonsson, Lukas	0:14,842

### free practice DSKC (K22) Group 1 Gruppe 1

Die schnellsten Zeiten

Ort	Nr. Fahrername	Zeit	Streckenl.	ø Speed
Ziel	323 Mähler,Tobias	0:46,600	1190 m	91,9 km/h
Sektion 1	329 Treflows,David	0:16,634	452 m	97,8 km/h
Sektion 2	323 Mähler,Tobias	0:15,347	368 m	86,3 km/h
Sektion 3	329 Treflows,David	0:14,459	370 m	92,1 km/h

best	Snr.323 Mähler,Tobias DEU Kartshop Ampfing		Snr.306 Curto,Alessio DEU Valier Motorsport		Snr.329 Treflows,David DEU SRP Racing Team		Snr.314 Ugran,Filip Ioan ROU R&R RACING TEAM		Snr.331 Kindervater,Robert DEU BIREL ART RACING KSW											
	theoretisch mögliche Bestzeit	Ziel	theoretisch mögliche Bestzeit	Ziel	theoretisch mögliche Bestzeit	Ziel	theoretisch mögliche Bestzeit	Ziel	theoretisch mögliche Bestzeit	Ziel										
Runde 1	0:50,549	0:19,226	0:16,283	0:15,040	0:49,955	0:18,681	0:16,290	0:14,984	0:56,500	0:20,437	0:18,888	0:17,225	1:00,815	0:22,156	0:20,497	0:18,162	0:53,270	0:20,073	0:17,788	0:15,409
Runde 2	0:48,320	0:17,301	0:15,997	0:15,022	0:49,888	0:18,124	0:16,759	0:14,955	0:55,003	0:19,977	0:18,277	0:16,749	0:59,098	0:21,584	0:19,291	0:18,223	0:49,080	0:17,762	0:16,316	0:15,002
Runde 3	0:48,175	0:17,697	0:15,685	0:14,793	0:47,734	0:17,238	0:15,821	0:14,675	0:52,723	0:19,241	0:17,278	0:16,204	0:54,496	0:20,805	0:17,405	0:16,286	0:47,780	0:17,272	0:15,715	0:14,793
Runde 4	0:47,249	0:16,958	0:15,635	0:14,656	0:48,350	0:17,134	0:16,501	0:14,715	0:50,046	0:18,859	0:16,327	0:14,860	0:50,791	0:19,664	0:16,197	0:14,930	0:47,561	0:17,120	0:15,712	0:14,729
Runde 5	0:46,947	0:16,828	0:15,500	0:14,619	0:47,298	0:16,931	0:15,700	0:14,667	0:47,208	0:16,903	0:15,722	0:14,583	0:48,996	0:17,829	0:16,095	0:15,072	0:47,218	0:16,994	0:15,588	0:14,636
Runde 6	0:46,788	0:16,792	0:15,464	0:14,532	0:47,120	0:16,879	0:15,644	0:14,597	0:46,842	0:16,836	0:15,506	0:14,500	0:47,360	0:16,969	0:15,614	0:14,777	0:47,364	0:16,973	0:15,589	0:14,802
Runde 7	0:46,619	0:16,691	0:15,374	0:14,554	0:47,235	0:16,776	0:15,877	0:14,582	0:46,742	0:16,734	0:15,520	0:14,488	0:46,914	0:16,783	0:15,564	0:14,567	0:47,420	0:17,263	0:15,480	0:14,677
Runde 8	0:46,859	0:16,759	0:15,597	0:14,503	0:46,903	0:16,760	0:15,556	0:14,587	0:46,778	0:16,726	0:15,529	0:14,523	0:46,689	0:16,726	0:15,439	0:14,524	0:46,910	0:16,829	0:15,470	0:14,611
Runde 9	0:46,600	0:16,712	0:15,347	0:14,541	0:46,786	0:16,785	0:15,487	0:14,514	0:46,629	0:16,698	0:15,472	0:14,459	0:46,646	0:16,746	0:15,423	0:14,477	0:47,118	0:17,051	0:15,453	0:14,614
Runde 10	0:46,657	0:16,749	0:15,349	0:14,559	0:46,773	0:16,713	0:15,530	0:14,530	0:46,825	0:16,634	0:15,535	0:14,656	0:46,637	0:16,717	0:15,425	0:14,495	0:46,750	0:16,748	0:15,421	0:14,581
Runde 11					0:46,611	0:16,687	0:15,439	0:14,485	0:46,735	0:16,721	0:15,536	0:14,478					0:46,844	0:16,819	0:15,360	0:14,665
Runde 12																	0:46,933	0:16,724	0:15,532	0:14,677

### free practice DSKC (K22) Group 1 Gruppe 1

Die schnellsten Zeiten

Ort	Nr. Fahrername	Zeit	Streckenl.	ø Speed
Ziel	323 Mähler,Tobias	0:46,600	1190 m	91,9 km/h
Sektion 1	329 Trefflows,David	0:16,634	452 m	97,8 km/h
Sektion 2	323 Mähler,Tobias	0:15,347	368 m	86,3 km/h
Sektion 3	329 Trefflows,David	0:14,459	370 m	92,1 km/h

	Snmr.316 Schultheis,Marcel DEU Mach1 Motorsport			Snmr.356 Steigerwald,Noah DEU Parolin Deutschland Team MSR WST			Snmr.308 Skeed, ITA Renda Motorsport S.A.S.			Snmr.324 De Santis,Raffaele ITA SRP Racing Team			Snmr.304 Beyerlein,Patrick DEU BEYMO-Kartracing							
	theoretisch mögliche Bestzeit	Ziel	Bestzeit	theoretisch mögliche Bestzeit	Ziel	Bestzeit	theoretisch mögliche Bestzeit	Ziel	Bestzeit	theoretisch mögliche Bestzeit	Ziel	Bestzeit	theoretisch mögliche Bestzeit	Ziel	Bestzeit					
best	0:47,091	0:16,829	0:15,518	0:14,624	0:47,178	0:16,958	0:15,558	0:14,631	0:47,242	0:16,913	0:15,599	0:14,636	0:47,245	0:16,897	0:15,558	0:14,701	0:47,371	0:16,898	0:15,687	0:14,726
Runde 1	0:51,814	0:19,565	0:16,885	0:15,364	0:53,172	0:19,647	0:17,985	0:15,540	0:51,703	0:19,537	0:16,720	0:15,446	0:50,843	0:21,774	0:18,136	0:16,933	0:51,321	0:18,883	0:16,908	0:15,550
Runde 2	0:48,981	0:17,952	0:16,085	0:14,944	0:50,347	0:17,961	0:16,869	0:15,517	0:49,217	0:17,909	0:16,273	0:15,035	0:55,591	0:20,658	0:18,097	0:16,836	0:49,441	0:17,709	0:16,450	0:15,282
Runde 3	0:47,970	0:17,294	0:15,882	0:14,794	0:48,943	0:17,636	0:16,275	0:15,032	0:48,476	0:17,505	0:16,053	0:14,918	0:52,995	0:19,221	0:17,305	0:16,469	0:48,644	0:17,748	0:15,941	0:14,955
Runde 4	0:47,662	0:17,051	0:15,865	0:14,746	0:48,286	0:17,401	0:15,931	0:14,954	0:47,898	0:17,161	0:15,878	0:14,859	0:51,636	0:19,331	0:16,804	0:15,501	0:48,156	0:17,245	0:16,031	0:14,880
Runde 5	0:47,712	0:17,143	0:15,847	0:14,722	0:48,053	0:17,330	0:15,967	0:14,756	0:47,968	0:17,152	0:15,791	0:15,025	0:48,583	0:17,641	0:16,033	0:14,909	0:47,884	0:17,172	0:15,827	0:14,885
Runde 6	0:47,737	0:16,999	0:15,698	0:15,040	0:48,376	0:17,218	0:16,241	0:14,917	0:48,764	0:18,237	0:15,743	0:14,784	0:47,692	0:17,246	0:15,713	0:14,733	0:47,727	0:17,118	0:15,775	0:14,834
Runde 7	1:26,357	0:55,713	0:15,881	0:14,763	0:47,723	0:17,207	0:15,746	0:14,770	0:47,356	0:16,967	0:15,747	0:14,642	0:47,703	0:17,362	0:15,627	0:14,714	0:47,697	0:17,060	0:15,812	0:14,825
Runde 8	0:47,127	0:16,968	0:15,518	0:14,641	0:47,590	0:17,101	0:15,775	0:14,714	0:47,242	0:16,913	0:15,636	0:14,693	0:47,310	0:17,051	0:15,558	0:14,701	0:47,466	0:17,053	0:15,687	0:14,726
Runde 9	0:47,136	0:16,915	0:15,597	0:14,624	0:47,455	0:16,958	0:15,787	0:14,710	0:47,278	0:16,965	0:15,677	0:14,636	0:47,967	0:17,102	0:16,098	0:14,767	0:47,842	0:17,032	0:15,984	0:14,826
Runde 10	0:47,091	0:16,829	0:15,598	0:14,664	0:47,524	0:17,010	0:15,715	0:14,799	0:47,272	0:16,913	0:15,714	0:14,645	0:47,245	0:16,897	0:15,647	0:14,701	0:48,320	0:17,085	0:15,856	0:15,379
Runde 11	0:47,167	0:16,865	0:15,534	0:14,768	0:47,178	0:16,989	0:15,558	0:14,631	0:47,297	0:16,955	0:15,599	0:14,743	0:48,502	0:17,706	0:16,005	0:14,791	0:47,371	0:16,898	0:15,733	0:14,740
Runde 12																				

### free practice DSKC (K22) Group 1 Gruppe 1

#### Die schnellsten Zeiten

Ort	Nr. Fahrername	Zeit	Streckenl.	Ø Speed
Ziel	323 Mähler, Tobias	0:46,600	1190 m	91,9 km/h
Sektion 1	329 Trefflows, David	0:16,634	452 m	97,8 km/h
Sektion 2	323 Mähler, Tobias	0:15,347	368 m	86,3 km/h
Sektion 3	329 Trefflows, David	0:14,459	370 m	92,1 km/h

	Snr. 320 Fredriksson, Lukas SWE			Snr. 327 Jonsson, Lukas SWE				
	JP Racing			JP Racing				
	theoretisch mögliche Bestzeit 0:47,523			theoretisch mögliche Bestzeit 0:47,953				
best	Ziel	Sektion 1	Sektion 2	Sektion 3	Ziel	Sektion 1	Sektion 2	Sektion 3
	0:47,569	0:17,048	0:15,797	0:14,678	0:47,992	0:17,229	0:15,882	0:14,842
Runde 1	0:51,946	0:19,765	0:16,855	0:15,326	0:52,874	0:19,510	0:17,087	0:16,277
Runde 2	0:49,311	0:17,943	0:16,262	0:15,106	0:49,913	0:18,020	0:16,571	0:15,322
Runde 3	0:48,570	0:17,412	0:16,072	0:15,086	0:49,343	0:17,659	0:16,327	0:15,357
Runde 4	0:48,639	0:17,441	0:16,088	0:15,110	0:49,327	0:17,531	0:16,280	0:15,516
Runde 5	0:48,399	0:17,439	0:16,044	0:14,916	0:48,761	0:17,539	0:16,232	0:14,990
Runde 6	0:47,903	0:17,279	0:15,864	0:14,760	0:48,614	0:17,595	0:16,074	0:14,945
Runde 7	0:47,669	0:17,090	0:15,847	0:14,732	0:48,511	0:17,285	0:16,187	0:15,039
Runde 8	0:47,569	0:17,089	0:15,802	0:14,678	0:47,992	0:17,229	0:15,882	0:14,881
Runde 9	0:47,996	0:17,188	0:16,102	0:14,706	0:48,414	0:17,576	0:15,996	0:14,842
Runde 10	0:47,671	0:17,048	0:15,885	0:14,738	0:48,036	0:17,264	0:15,888	0:14,884
Runde 11	0:47,651	0:17,148	0:15,797	0:14,706	0:48,142	0:17,235	0:16,012	0:14,895
Runde 12								