

**DKM**  
DEUTSCHE KART MEISTERSCHAFT

**acv**

AUTOMOBIL-CLUB  
VERKEHR

# Ergebnisse Results DKM

**INT. ACV-KARTRENNEN  
WACKERSDORF**

**11.-13. Mai 2018**

- Deutsche Kart-Meisterschaft (DKM)
- Deutsche Junioren-Kart-Meisterschaft (DJKM)
- Deutsche Schaltkart-Meisterschaft (DSKM)
- DMSB-Schaltkart-Cup (DSKC)
- Deutsche Elektro-Kart-Meisterschaft (DEKM)

vorläufig - ohne Gewähr

Pos	StNr.	Fahrer	Nation	Bewerber/Sponsor	Nation	Lizenz / B-Lizenz	Siege	Gesamtpunkte	Lonato (ITA)				Wackersdorf					
									TQ	Heats	Race 1	Race 2	TQ	Heats	Race 1	Race 2		
1	39	Thompson, Harry	GBR	Ricky Flynn Motorsport	GBR	265302 162392	3	103	8	25	25	5	15	25				
2	86	Sasse, Hugo	DEU	TB Racing Team	DEU	IKCR 1147248 KBF 1116906		93	5	15	20	16	3	10	11	13		
3	30	Haverkort, Kas	NLD	Zanardi Racing Team	NLD	36154 28613		79	9	13	9		12	16	20			
4	36	Van Der Helm, Tijmen	NLD	KSM Schumacher Racing Team	DEU	35964 KBF 1067587		60	4	9	20		7	10	10			
5	13	Tauscher, Alexander	DEU	Lanari Racing Team	DEU	IKC 1162751 KBF 1159049	1	54	7	8	1			13	25			
6	42	Maloney, Zane	GBR	Ricky Flynn Motorsport	GBR	376 162392		51	3	10	10	13	1	3				11
7	18	Rosso, Andrea	ITA	CRG Holland	NLD	344925 15521		42	6	11				9	16			
8	66	Zug, Marius	DEU	TB Racing Team	DEU	IKC 1153313 KBF 1116906		38		7	11		4	7	9			
9	57	Coluccio, Luigi	ITA	BIREL ART RACING KSW	AUT	344161 BK 102		29					9	20				
10	46	Nielsen, Nicklas	DNK	KSM Schumacher Racing Team	DEU	31727 KBF1067587		29	1	12	16							
11	15	Maisch, Luca	DEU	TB Racing Team	DEU	IKC 1154306 KBF 1116906		25	5	4	10							6
12	77	Tramnitz, Tim	DEU	KSM Schumacher Racing Team	DEU	IKCR 1161254 KBF 1067587		21	2	3			8	8				
13	22	Fritsch, Valentino	DEU	BIREL ART RACING KSW	AUT	IKB 1173038 BK 102		14			8		5		1			
14	17	Füngeling, Luke	DEU	Valier Motorsport	DEU	IKC 1136804 KBF 1063735		13						6	7			
15	19	Tröger, Niels	DEU	RTG Kartsport	DEU	IKC 1139697 KBF 1166823		12			4							8
16	49	Van Berlo, Glenn	NLD	Lennox Racing Team	ITA	36847 322955		11	3	6			2					
17	34	Saarijärvi, Frans-Emil	FIN	KOSKI MOTORSPORT	FIN	34765557 50054310		11		5	3							3
18	14	Tröger, Tim	DEU	Mach1 Motorsport	DEU	IKC 1132554 KBF 1005514		10						5	5			
19	4	Arnold, Felix	DEU	KSM Schumacher Racing Team	DEU	IKA 1138542 KBF 1067587		9		1	7				1			
20	8	Liwinski, David	NLD	Mach1 Motorsport	DEU	35786 KBF 1005514		6			6							
21	10	O'dey, Levi	DEU	KSM Schumacher Racing Team	DEU	IKCR 1164486 KBF 1067587		6			2				2	2		
22	38	Buus, Bastian	DNK	RS Competition	DNK	59991 36053		6						6				
23	33	Kortelainen, Rasmus	FIN	KOSKI MOTORSPORT	FIN	34745739 50054310		5				5						
24	32	Dörr, Phil	DEU	TB Racing Team	DEU	IKC 1162847 KBF 1116906		4										4
25	16	Volz, Rico	DEU	RS-Motorsport	DEU	IKC 1154071 KBF 1104126		4							4			
26	7	Enders, Paul	DEU	RTG Kartsport	DEU	IKCR 1141749 KBF 1166823		3							3			
27	54	Lehtonen, Henri	FIN	KOSKI MOTORSPORT	FIN	28654661 50054310		2			2							
28	11	Ferati, Jasin	CHE	KSM Schumacher Racing Team	DEU	502257 KBF 1067587		2	1					1				

Strecke / track: 1190m

started: 33 classified: 33 not classified: 0 not started: 1

fastest Lap Rosso, Andrea at: 0:47,102

Pos	Str. Nr.	Fahrer / Driver	Nation	Bewerber/Sponsor	Nation	Lizenz/B-Lizenz	Chassis/Motor/Reifen	Points	Runden Laps	Gesamtzeit Differenz	Abstand Gap	beste Runde best Lap	in R. in L.	o Geschw. n Speed
1	13	Tauscher, Alexander	DEU	Lanari Racing Team	DEU	IKC 1162751 KBF 1159049	Kart Republic / lame / Vega	25	21	16:50,919		0:47,250	15	89 km/h
2	30	Haverkort, Kas	NLD	Zanardi Racing Team	NLD	36154 28613	CRG / TM / Vega	20	21	16:51,995 0:01,076	0:01,076	0:47,214	15	88,9 km/h
3	18	Rosso, Andrea	ITA	CRG Holland	NLD	344925 IKCR 1147248	CRG / TM / Vega	16	21	16:52,795 0:01,876	0:00,800	0:47,102	19	88,8 km/h
4	86	Sasse, Hugo	DEU	TB Racing Team	DEU	KBF 1116906	Kart Republic / lame / Vega	13	21	16:52,927 0:02,008	0:00,132	0:47,335	13	88,8 km/h
5	42	Maloney, Zane	GBR	Ricky Flynn Motorsport	GBR	376 162392	FA Kart / Vortex / Vega	11	21	16:57,554 0:06,635	0:04,627	0:47,300	13	88,4 km/h
6	36	Van Der Helm, Tijmen	NLD	KSM Schumacher Racing Team	DEU	35944 KBF 1067587	Tony Kart / Vortex / Vega	10	21	17:00,064 0:09,145	0:02,510	0:47,515	15	88,2 km/h
7	66	Zug, Marius	DEU	TB Racing Team	DEU	IKC 1153313 KBF 1116906	Kart Republic / Parilla / Vega	9	21	17:01,580 0:10,661	0:01,516	0:47,264	13	88,1 km/h
8	19	Tröger, Niels	DEU	RTG Kartsport	DEU	IKC 1139697 KBF 1166823	CRG / lame / Vega	8	21	17:02,877 0:11,958	0:01,297	0:47,157	14	88 km/h
9	17	Füngeling, Luke	DEU	Valier Motorsport	DEU	IKC 1136804 KBF 1063735	SODI / lame / Vega	7	21	17:03,593 0:12,674	0:00,716	0:47,173	13	87,9 km/h
10	15	Maisch, Luca	DEU	TB Racing Team	DEU	IKC 1154306 KBF 1116906	Kart Republic / lame / Vega	6	21	17:09,045 0:18,126	0:05,452	0:47,317	12	87,4 km/h
11	14	Tröger, Tim	DEU	Mach1 Motorsport	DEU	IKC 1132554 KBF 1005514	Mach1 / lame / Vega	5	21	17:09,149 0:18,230	0:00,104	0:47,587	17	87,4 km/h
12	32	Dörr, Phil	DEU	TB Racing Team	DEU	IKC 1162847 KBF 1116906	Kart Republic / Parilla / Vega	4	21	17:09,399 0:18,480	0:00,250	0:47,421	15	87,4 km/h
13	34	Saarijärvi, Frans-Emil	FIN	KOSKI MOTORSPORT	FIN	34765557 50054310	Tony Kart / Vortex / Vega	3	21	17:10,167 0:19,248	0:00,768	0:47,574	17	87,3 km/h
14	10	O' dey, Levi	DEU	KSM Schumacher Racing Team	DEU	IKCR 1164486 KBF 1067587	Tony Kart / Vortex / Vega	2	21	17:10,264 0:19,345	0:00,097	0:47,486	13	87,3 km/h
15	22	Fritsch, Valentino	DEU	BIREL ART RACING KSW	AUT	IKB 1173038 BK 102	BirelART / TM / Vega	1	21	17:10,370 0:19,451	0:00,106	0:47,431	11	87,3 km/h
16	49	Van Berlo, Glenn	NLD	Lennox Racing Team	ITA	36847 322955	Exprit / Vortex / Vega	0	21	17:11,842 0:20,923	0:01,472	0:47,691	11	87,2 km/h
17	58	Handsaeme, Xavier	BEL	KSM Schumacher Racing Team	DEU	910053 KBF 1067587	OTK / Vortex / Vega	-	21	17:12,483 0:21,564	0:00,641	0:47,881	16	87,1 km/h
18	71	Tabel, Kilian	DEU	TB Racing Team	DEU	IKC1173660 KBF 1116906	Kart Republic / lame / Vega	0	21	17:12,853 0:21,934	0:00,370	0:47,657	20	87,1 km/h
19	40	Fusen, Jan David	DEU	Solgat Motorsport	DEU	IKC 1137577 KBF 1079882	BirelArt / TM / Vega	0	21	17:13,794 0:22,875	0:00,941	0:47,449	17	87 km/h
20	38	Buus, Bastian	DNK	RS Competition	DNK	59991 36053	Tony Kart / Vortex / Vega	0	21	17:14,602 0:23,683	0:00,808	0:47,624	14	87 km/h
21	29	Skjellerup, Oliver	DNK	Robert Schilussen	DNK	58044 36053	Tony Kart / Vortex / Vega	0	21	17:19,226 0:28,307	0:04,624	0:47,872	9	86,6 km/h
22	27	Born, Miklos	CHE	Innovative Competition	CHE	505145 500033	Exprit / Vortex / Vega	0	21	17:22,796 0:31,877	0:03,570	0:47,959	15	86,3 km/h
23	24	Pavlíček, Matěj	CZE	PRAGA VMS RACING	CZE	18 AS 0066 18 AT 00031	PRAGA / TM / Vega	0	21	17:23,837 0:32,918	0:01,041	0:48,192	19	86,2 km/h
24	39	Thompson, Harry	GBR	Ricky Flynn Motorsport	GBR	265302 162392	FA Kart / Vortex / Vega	0	19	15:15,015 2 R	2 R	0:47,181	18	89 km/h
25	7	Enders, Paul	DEU	RTG Kartsport	DEU	IKCR 1141745 KBF 1166823	CRG / lame / Vega	0	19	15:33,377 2 R	0:18,362	0:47,561	13	90,1 km/h
26	11	Ferati, Jasin	CHE	KSM Schumacher Racing Team	DEU	502257 KBF 1067587	Tony Kart / Vortex / Vega	0	19	15:33,946 2 R	0:00,569	0:47,587	13	90 km/h
27	77	Tramnitz, Tim	DEU	KSM Schumacher Racing Team	DEU	IKCR 1161254 KBF 1067587	Tony Kart / Vortex / Vega	0	14	11:21,923 7 R	5 R	0:47,536	13	88 km/h
28	4	Arnold, Felix	DEU	KSM Schumacher Racing Team	DEU	IKA 1138542 KBF 1067587	Tony Kart / Vortex / Vega	0	14	11:22,119 7 R	0:00,196	0:47,458	13	87,9 km/h
29	50	Kovacs, Zsombor	HUN	KMS EUROPE KFT.	HUN	4966 804	Exprit / TM / Vega	0	6	5:31,869 15 R	8 R	0:53,728	3	77,3 km/h
30	16	Volz, Rico	DEU	RS-Motorsport	DEU	IKC 1154071 KBF 1104126	CRG / lame / Vega	0	5	4:22,896 16 R	1 R	0:50,838	3	81,5 km/h
31	9	Mendez, Juan Diego	PAN	EMILIA KART SRL	ITA	079 295453	BirelArt / lame / Vega	0	5	4:22,941 16 R	0:00,045	0:50,228	4	81,5 km/h
32	54	Lehtonen, Henri	FIN	KOSKI MOTORSPORT	FIN	28654661 50054310	Tony Kart / Vortex / Vega	0	3	2:36,670 18 R	2 R	0:49,707	3	82 km/h
33	57	Coluccio, Luigi	ITA	BIREL ART RACING KSW	AUT	344161 BK 102	BirelART / TM / Vega	0	1	0:53,385 20 R	2 R	0:51,017	1	84 km/h

the following drivers did not start.

20 Linty, Etienne

StNr. 38,15,17,49,40,22,24 5 sec penalty Frontfiring

StNr. 71 5 sec penalty Pushing

Rennleitung: Rüdiger Luth Racedirektor: Thomas Lainer

Sportkommissare: Thomas Ferrero / Ulrich Bell / Franz-Josef Serr / FrankTautenhahn

Techn. Kommissare: H.-J. Dangers / A.Sengpiel / M. Grasshoff / C. Schmidt / D.Pietzko / W.Amend / M.Ambrosius

Zeitnahme: KART-DATA timing service Franz Schieszler / Manuela Hintner

Zeitnahme / timekeeping

control *Schieszler*  
Franz Schieszler

**R 23 DKM (OK) Race 2**

Strecke / track: 1190

Fahrername Driver	Tauscher Alexander	Haverkort Kas	Rosso Andrea	Sasse Hugo	Maloney Zane	Van Der Helm Tijmen	Zug Marius	Tröger Niels	Füngeling Luke	Maisch Luca	Tröger Tim	Dörr Phil
schnellste in Runde	0:47,250 Rn. 15	0:47,214 Rn. 15	0:47,102 Rn. 19	0:47,335 Rn. 13	0:47,300 Rn. 13	0:47,515 Rn. 15	0:47,264 Rn. 13	0:47,157 Rn. 14	0:47,173 Rn. 13	0:47,317 Rn. 12	0:47,587 Rn. 17	0:47,421 Rn. 15
Speed	90,7 km/h	90,7 km/h	91,0 km/h	90,5 km/h	90,6 km/h	90,2 km/h	90,6 km/h	90,8 km/h	90,8 km/h	90,5 km/h	90,0 km/h	90,3 km/h
Lap 1	0:50,218	0:50,885	0:53,260	0:51,059	0:54,006	0:52,738	0:52,540	0:53,338	0:52,518	0:53,188	0:54,498	0:54,769
Lap 2	0:49,393	0:49,278	0:51,122	0:49,532	0:50,023	0:51,468	0:54,616	0:49,986	0:50,908	0:52,262	0:51,694	0:52,131
Lap 3	0:49,118	0:48,984	0:49,867	0:48,805	0:49,459	0:49,197	0:49,444	0:49,787	0:49,398	0:49,712	0:49,687	0:49,835
Lap 4	0:48,864	0:49,688	0:49,406	0:48,850	0:49,671	0:50,078	0:49,350	0:50,506	0:51,009	0:49,365	0:49,701	0:48,760
Lap 5	0:48,338	0:48,191	0:48,241	0:48,315	0:48,379	0:48,814	0:48,403	0:48,497	0:49,357	0:51,016	0:48,988	0:49,399
Lap 6	0:48,171	0:48,010	0:47,739	0:48,086	0:48,070	0:48,068	0:48,575	0:48,883	0:48,823	0:47,771	0:49,613	0:48,130
Lap 7	0:48,064	0:47,884	0:47,598	0:47,887	0:47,914	0:47,938	0:48,369	0:48,463	0:48,226	0:47,903	0:48,331	0:48,747
Lap 8	0:47,788	0:47,737	0:47,723	0:47,736	0:47,820	0:47,853	0:48,181	0:48,525	0:48,045	0:47,952	0:47,923	0:49,163
Lap 9	0:47,551	0:47,493	0:47,298	0:47,517	0:47,701	0:47,920	0:48,332	0:48,582	0:48,349	0:47,329	0:47,781	0:48,791
Lap 10	0:47,558	0:47,594	0:47,230	0:48,029	0:47,756	0:48,096	0:47,950	0:48,580	0:47,758	0:48,473	0:48,696	0:47,616
Lap 11	0:47,487	0:47,489	0:47,272	0:47,850	0:47,420	0:47,688	0:47,435	0:47,451	0:47,493	0:47,523	0:48,148	0:47,880
Lap 12	0:47,352	0:47,354	0:47,550	0:47,456	0:47,762	0:47,546	0:47,853	0:47,334	0:47,330	0:47,317	0:47,849	0:47,614
Lap 13	0:47,319	0:47,298	0:47,167	0:47,335	0:47,300	0:47,593	0:47,264	0:47,857	0:47,173	0:47,815	0:48,998	0:47,765
Lap 14	0:47,472	0:47,310	0:47,430	0:47,455	0:47,687	0:47,628	0:47,598	0:47,157	0:47,344	0:47,410	0:48,384	0:47,504
Lap 15	0:47,250	0:47,214	0:47,268	0:47,471	0:47,433	0:47,515	0:47,628	0:47,554	0:47,382	0:47,350	0:47,654	0:47,421
Lap 16	0:48,734	0:48,392	0:47,337	0:47,405	0:47,381	0:47,536	0:47,559	0:47,653	0:47,283	0:47,325	0:47,665	0:47,761
Lap 17	0:47,780	0:48,821	0:47,459	0:48,615	0:47,536	0:47,650	0:47,367	0:48,303	0:47,254	0:48,402	0:47,587	0:47,459
Lap 18	0:47,313	0:47,706	0:47,200	0:48,060	0:47,609	0:47,736	0:47,482	0:47,522	0:47,307	0:47,331	0:47,880	0:47,866

## R 23 DKM (OK) Race 2

Strecke / track: 1190

Fahrername Driver	Tauscher Alexander	Haverkort Kas	Rosso Andrea	Sasse Hugo	Maloney Zane	Van Der Helm Tijmen	Zug Marius	Tröger Niels	Füngeling Luke	Maisch Luca	Tröger Tim	Dörr Phil
Lap 19	0:47,439	0:47,402	0:47,102	0:47,543	0:47,488	0:47,623	0:47,445	0:47,251	0:47,409	0:48,200	0:48,727	0:49,952
Lap 20	0:47,524	0:47,374	0:47,255	0:47,432	0:47,668	0:48,196	0:47,612	0:47,405	0:47,610	0:47,602	0:47,972	0:47,800
Lap 21	0:47,673	0:47,492	0:47,666	0:47,961	0:47,680	0:48,509	0:47,617	0:47,607	0:47,443	0:47,403	0:48,242	0:48,401



### R 23 DKM (OK) Race 2

Strecke / track: 1190

Fahrername Driver	Saarijärvi Frans-Emil	O'dey Levi	Fritsch Valentino	Van Berlo Glenn	Handsaeme Xavier	Tabel Kilian	Fusen Jan David	Buus Bastian	Skjellerup Oliver	Born Miklas	Pavlíček Matěj	Thompson Harry
schnellste in Runde	0:47,574 Rn. 17	0:47,486 Rn. 13	0:47,431 Rn. 11	0:47,691 Rn. 11	0:47,881 Rn. 16	0:47,657 Rn. 20	0:47,449 Rn. 17	0:47,624 Rn. 14	0:47,872 Rn. 9	0:47,959 Rn. 15	0:48,192 Rn. 19	0:47,181 Rn. 18
Speed	90,0 km/h	90,2 km/h	90,3 km/h	89,8 km/h	89,5 km/h	89,9 km/h	90,3 km/h	90,0 km/h	89,5 km/h	89,3 km/h	88,9 km/h	90,8 km/h
Lap 1	0:54,450	0:55,209	0:53,287	0:53,191	0:55,954	0:52,950	0:54,828	0:53,747	0:54,890	0:55,554	0:54,058	0:50,208
Lap 2	0:50,738	0:51,596	0:50,906	0:50,861	0:51,204	0:49,965	0:51,591	0:52,396	0:51,836	0:52,529	0:51,303	0:49,433
Lap 3	0:49,866	0:49,464	0:49,556	0:49,491	0:49,649	0:50,015	0:50,449	0:49,570	0:50,233	0:49,915	0:49,725	0:49,193
Lap 4	0:49,575	0:49,691	0:49,725	0:49,410	0:49,264	0:50,490	0:49,153	0:49,332	0:49,418	0:49,132	0:50,156	0:50,255
Lap 5	0:48,481	0:51,545	0:48,653	0:48,631	0:51,025	0:49,074	0:49,042	0:48,841	0:50,445	0:51,395	0:52,505	0:48,324
Lap 6	0:48,698	0:48,252	0:48,463	0:48,472	0:48,848	0:48,666	0:48,036	0:48,735	0:48,907	0:58,117	0:48,658	0:47,985
Lap 7	0:47,878	0:48,078	0:48,408	0:48,181	0:48,564	0:48,253	0:48,677	0:48,376	0:48,178	0:48,297	0:48,633	0:47,922
Lap 8	0:48,084	0:48,282	0:47,918	0:48,168	0:48,175	0:48,014	0:48,830	0:47,958	0:48,081	0:48,086	0:49,515	0:47,686
Lap 9	0:48,273	0:47,944	0:48,787	0:49,170	0:48,252	0:48,471	0:48,538	0:47,792	0:47,872	0:48,194	0:48,203	0:47,496
Lap 10	0:48,802	0:47,842	0:47,910	0:48,530	0:48,124	0:47,878	0:47,633	0:48,966	0:47,929	0:48,137	0:48,208	0:47,620
Lap 11	0:48,921	0:49,297	0:47,431	0:47,691	0:48,166	0:47,731	0:47,847	0:48,103	0:47,897	0:48,138	0:48,426	0:47,603
Lap 12	0:47,721	0:47,979	0:47,602	0:47,750	0:48,025	0:47,669	0:47,557	0:47,689	0:48,012	0:47,978	0:49,488	0:47,338
Lap 13	0:47,727	0:47,486	0:47,640	0:48,469	0:48,008	0:47,716	0:48,124	0:47,772	0:47,975	0:48,281	0:48,398	0:47,264
Lap 14	0:47,775	0:47,679	0:47,941	0:48,039	0:47,921	0:47,928	0:48,330	0:47,624	0:47,988	0:48,017	0:48,367	0:47,225
Lap 15	0:47,732	0:47,963	0:48,555	0:47,820	0:47,887	0:47,916	0:48,472	0:47,891	0:48,078	0:47,959	0:48,440	0:47,375
Lap 16	0:47,845	0:48,662	0:47,864	0:47,764	0:47,881	0:47,759	0:47,573	0:48,536	0:48,263	0:47,975	0:48,318	0:47,796
Lap 17	0:47,574	0:47,775	0:48,421	0:47,913	0:47,994	0:49,270	0:47,449	0:47,756	0:48,175	0:48,028	0:48,212	0:47,529
Lap 18	0:47,785	0:47,624	0:48,660	0:48,286	0:48,180	0:48,849	0:47,525	0:47,831	0:49,637	0:48,115	0:48,464	0:47,181

### R 23 DKM (OK) Race 2

Strecke / track: 1190

Fahrername Driver	Saarijärvi Frans-Emil	O'dey Levi	Fritsch Valentino	Van Berlo Glenn	Handsaeme Xavier	Tabel Kilian	Fusen Jan David	Buus Bastian	Skiellerup Oliver	Born Miklas	Pavlíček Matěj	Thompson Harry
Lap 19	0:50,739	0:47,944	0:47,610	0:48,261	0:48,058	0:49,095	0:48,293	0:49,434	0:49,161	0:48,095	0:48,192	0:47,293
Lap 20	0:48,093	0:48,321	0:47,458	0:47,911	0:48,043	0:47,657	0:47,796	0:48,186	0:50,983	0:48,164	0:48,334	
Lap 21	0:48,398	0:47,902	0:47,651	0:47,889	0:47,920	0:48,306	0:47,998	0:48,294	0:49,573	0:48,180	0:48,899	



### R 23 DKM (OK) Race 2

Strecke / track: 1190

Fahrername Driver	Enders Paul	Ferati Jasin	Tramitz Tim	Arnold Felix	Kovacs Zsombor	Volz Rico	Mendez Juan Diego	Lehtonen Henri	Coluccio Luigi
schnellste Runde in Runde	0:47,561 Rn. 13	0:47,587 Rn. 13	0:47,536 Rn. 13	0:47,458 Rn. 13	0:53,728 Rn. 3	0:50,838 Rn. 3	0:50,228 Rn. 4	0:49,707 Rn. 3	0:51,017 Rn. 1
Speed	90,1 km/h	90,0 km/h	90,1 km/h	90,3 km/h	79,7 km/h	84,3 km/h	85,3 km/h	86,2 km/h	84,0 km/h
Lap 1	0:53,310	0:55,619	0:52,103	0:52,352	0:57,227	0:54,243	0:55,700	0:53,031	0:51,017
Lap 2	0:50,601	0:51,321	0:49,770	0:50,305	0:53,951	0:52,149	0:51,712	0:50,065	
Lap 3	0:51,347	0:49,668	0:49,170	0:49,009	0:53,728	0:50,838	0:50,417	0:49,707	
Lap 4	0:50,754	0:49,547	0:48,744	0:48,777	0:54,117	0:51,098	0:50,228		
Lap 5	0:48,468	0:50,725	0:48,549	0:48,495	0:53,812	0:50,900	0:50,637		
Lap 6	0:49,610	0:48,013	0:48,557	0:48,095	0:55,246				
Lap 7	0:48,625	0:47,822	0:48,194	0:48,077					
Lap 8	0:49,928	0:48,395	0:47,874	0:47,743					
Lap 9	0:49,076	0:48,364	0:47,798	0:47,662					
Lap 10	0:47,734	0:47,758	0:47,611	0:47,520					
Lap 11	0:47,780	0:48,559	0:47,604	0:47,516					
Lap 12	0:47,647	0:48,285	0:47,560	0:47,908					
Lap 13	0:47,561	0:47,587	0:47,536	0:47,458					
Lap 14	0:47,807	0:47,756	0:47,979	0:47,617					
Lap 15	0:47,902	0:47,845							
Lap 16	0:47,620	0:47,928							
Lap 17	0:47,665	0:47,635							
Lap 18	0:48,138	0:47,639							



**DMSB**  **DKM**  **DEUTSCHE KART-MEISTERSCHAFTEN 2018** **Round 2: Wackersdorf / DEU**

**VSB**  **11-13 / 05 / 2018**

DMSB-Reg Nr 120-2018

## R 23 DKM (OK) Race 2

Strecke / track: 1190

Fahrername Driver	Enders Paul	Ferati Jasin	Tramitz Tim	Arnold Felix	Kovacs Zsombor	Volz Rico	Mendez Juan Diego	Lehtonen Henri	Coluccio Luigi
Lap 19	0:48,313	0:48,402							
Lap 20									
Lap 21									

## R 23 DKM (OK) Race 2

Ziel		Sektion 1		Sektion 2		Sektion 3	
Fahrername	Zeit	Fahrername	Zeit	Fahrername	Zeit	Fahrername	Zeit
1 18 Rosso,Andrea	0:47,102	18 Rosso,Andrea	0:17,347	39 Thompson,Harry	0:15,179	13 Tauscher,Alexander	0:14,494
2 19 Tröger,Niels	0:47,157	17 Füngeling,Luke	0:17,361	19 Tröger,Niels	0:15,203	18 Rosso,Andrea	0:14,502
3 17 Füngeling,Luke	0:47,173	86 Sasse,Hugo	0:17,376	18 Rosso,Andrea	0:15,212	15 Maisch,Luca	0:14,503
4 39 Thompson,Harry	0:47,181	32 Dörr,Phil	0:17,382	42 Maloney,Zane	0:15,213	39 Thompson,Harry	0:14,516
5 30 Haverkort,Kas	0:47,214	30 Haverkort,Kas	0:17,384	15 Maisch,Luca	0:15,224	19 Tröger,Niels	0:14,519
6 13 Tauscher,Alexander	0:47,250	22 Fritsch,Valentino	0:17,384	30 Haverkort,Kas	0:15,227	86 Sasse,Hugo	0:14,527
7 66 Zug,Marius	0:47,264	66 Zug,Marius	0:17,397	17 Füngeling,Luke	0:15,232	17 Füngeling,Luke	0:14,532
8 42 Maloney,Zane	0:47,300	19 Tröger,Niels	0:17,398	13 Tauscher,Alexander	0:15,243	4 Arnold,Felix	0:14,532
9 15 Maisch,Luca	0:47,317	15 Maisch,Luca	0:17,401	10 O´dey,Levi	0:15,304	66 Zug,Marius	0:14,542
10 86 Sasse,Hugo	0:47,335	13 Tauscher,Alexander	0:17,425	34 Saarijärvi,Frans-Emil	0:15,307	30 Haverkort,Kas	0:14,561
11 32 Dörr,Phil	0:47,421	39 Thompson,Harry	0:17,438	40 Fusen,Jan David	0:15,308	42 Maloney,Zane	0:14,592
12 22 Fritsch,Valentino	0:47,431	7 Enders,Paul	0:17,444	66 Zug,Marius	0:15,317	77 Tramnitz,Tim	0:14,608
13 40 Fusen,Jan David	0:47,449	42 Maloney,Zane	0:17,448	86 Sasse,Hugo	0:15,321	36 Van Der Helm,Tijmen	0:14,617
14 4 Arnold,Felix	0:47,458	40 Fusen,Jan David	0:17,450	49 Van Berlo,Glenn	0:15,324	71 Tabel,Kilian	0:14,619
15 10 O´dey,Levi	0:47,486	71 Tabel,Kilian	0:17,453	77 Tramnitz,Tim	0:15,324	11 Ferati,Janin	0:14,619
16 36 Van Der Helm,Tijmen	0:47,515	4 Arnold,Felix	0:17,462	11 Ferati,Janin	0:15,325	34 Saarijärvi,Frans-Emil	0:14,622
17 77 Tramnitz,Tim	0:47,536	14 Tröger,Tim	0:17,467	32 Dörr,Phil	0:15,337	38 Buus,Bastian	0:14,629
18 7 Enders,Paul	0:47,561	34 Saarijärvi,Frans-Emil	0:17,473	22 Fritsch,Valentino	0:15,359	29 Skjellerup,Oliver	0:14,633
19 34 Saarijärvi,Frans-Emil	0:47,574	36 Van Der Helm,Tijmen	0:17,474	36 Van Der Helm,Tijmen	0:15,373	7 Enders,Paul	0:14,634
20 14 Tröger,Tim	0:47,587	10 O´dey,Levi	0:17,476	4 Arnold,Felix	0:15,378	40 Fusen,Jan David	0:14,639
21 11 Ferati,Janin	0:47,587	38 Buus,Bastian	0:17,508	38 Buus,Bastian	0:15,395	22 Fritsch,Valentino	0:14,646
22 38 Buus,Bastian	0:47,624	49 Van Berlo,Glenn	0:17,556	14 Tröger,Tim	0:15,397	32 Dörr,Phil	0:14,647
23 71 Tabel,Kilian	0:47,657	11 Ferati,Janin	0:17,560	71 Tabel,Kilian	0:15,400	14 Tröger,Tim	0:14,690
24 49 Van Berlo,Glenn	0:47,691	58 Handsaeme,Xavier	0:17,562	58 Handsaeme,Xavier	0:15,427	10 O´dey,Levi	0:14,692
25 29 Skjellerup,Oliver	0:47,872	77 Tramnitz,Tim	0:17,565	7 Enders,Paul	0:15,457	49 Van Berlo,Glenn	0:14,709
26 58 Handsaeme,Xavier	0:47,981	27 Born,Miklas	0:17,609	27 Born,Miklas	0:15,473	27 Born,Miklas	0:14,762
27 27 Born,Miklas	0:47,959	29 Skjellerup,Oliver	0:17,676	29 Skjellerup,Oliver	0:15,507	58 Handsaeme,Xavier	0:14,765
28 24 Pavlíček,Matěj	0:48,192	24 Pavlíček,Matěj	0:17,707	24 Pavlíček,Matěj	0:15,548	24 Pavlíček,Matěj	0:14,797
29 54 Lehtonen,Henri	0:49,707	9 Mendez,Juan Diego	0:18,078	9 Mendez,Juan Diego	0:15,980	54 Lehtonen,Henri	0:15,192
30 9 Mendez,Juan Diego	0:50,228	16 Volz,Rico	0:18,083	54 Lehtonen,Henri	0:16,114	16 Volz,Rico	0:15,250
31 16 Volz,Rico	0:50,838	54 Lehtonen,Henri	0:18,275	16 Volz,Rico	0:16,144	57 Coluccio,Luigi	0:15,496
32 57 Coluccio,Luigi	0:51,017	57 Coluccio,Luigi	0:18,984	57 Coluccio,Luigi	0:16,537	9 Mendez,Juan Diego	0:15,602
33 50 Kovacs,Zsombor	0:53,728	50 Kovacs,Zsombor	0:19,765	50 Kovacs,Zsombor	0:17,448	50 Kovacs,Zsombor	0:16,415

### R 23 DKM (OK) Race 2

Die schnellsten Zeiten

Ort	Nr. Fahrername	Zeit	Streckenl.	ø Speed
Ziel	18 Rosso,Andrea	0:47,102	1190 m	91,0 km/h
Sektion 1	18 Rosso,Andrea	0:17,347	452 m	93,8 km/h
Sektion 2	39 Thompson,Harry	0:15,179	368 m	87,3 km/h
Sektion 3	13 Tauscher,Alexander	0:14,494	370 m	91,9 km/h

	Schnr.13 Tauscher,Alexander DEU Lanari Racing Team		Schnr.30 Haverkort,Kas NLD Zanardi Racing Team		Schnr.18 Rosso,Andrea ITA CRG Holland		Schnr.86 Sasse,Hugo DEU TB Racing Team		Schnr.42 Maloney,Zane BRB Ricky Flynn Motorsport							
	theoretisch mögliche Bestzeit	Ziel	theoretisch mögliche Bestzeit	Ziel	theoretisch mögliche Bestzeit	Ziel	theoretisch mögliche Bestzeit	Ziel	theoretisch mögliche Bestzeit	Ziel						
best	0:47,250	0:17,425	0:15,243	0:14,494	0:47,214	0:17,384	0:15,227	0:14,561	0:47,335	0:17,376	0:15,321	0:14,527	0:47,300	0:17,448	0:15,213	0:14,592
Runde 1	0:50,218	0:18,716	0:16,271	0:15,231	0:50,885	0:18,674	0:16,711	0:15,500	0:51,059	0:19,147	0:16,496	0:15,416	0:54,006	0:20,279	0:17,667	0:16,060
Runde 2	0:49,393	0:18,111	0:16,093	0:15,189	0:49,278	0:18,119	0:15,990	0:15,169	0:49,532	0:18,264	0:16,123	0:15,145	0:50,023	0:18,575	0:16,239	0:15,209
Runde 3	0:49,118	0:18,190	0:15,942	0:14,986	0:48,984	0:18,023	0:15,858	0:15,103	0:48,805	0:18,016	0:15,847	0:14,942	0:49,459	0:18,260	0:16,182	0:15,017
Runde 4	0:48,864	0:18,174	0:15,785	0:14,955	0:49,688	0:18,164	0:16,280	0:15,244	0:48,850	0:17,907	0:16,017	0:14,926	0:49,671	0:17,885	0:16,575	0:15,211
Runde 5	0:48,338	0:17,870	0:15,599	0:14,869	0:48,191	0:17,789	0:15,583	0:14,819	0:48,315	0:17,812	0:15,618	0:14,885	0:48,379	0:17,884	0:15,583	0:14,912
Runde 6	0:48,171	0:17,751	0:15,619	0:14,801	0:48,010	0:17,605	0:15,574	0:14,831	0:48,086	0:17,683	0:15,632	0:14,771	0:48,070	0:17,660	0:15,528	0:14,882
Runde 7	0:48,064	0:17,754	0:15,532	0:14,778	0:47,884	0:17,614	0:15,470	0:14,800	0:47,887	0:17,631	0:15,506	0:14,750	0:47,914	0:17,732	0:15,461	0:14,721
Runde 8	0:47,788	0:17,646	0:15,406	0:14,736	0:47,737	0:17,551	0:15,505	0:14,681	0:47,736	0:17,587	0:15,492	0:14,657	0:47,820	0:17,629	0:15,418	0:14,773
Runde 9	0:47,551	0:17,540	0:15,354	0:14,657	0:47,493	0:17,492	0:15,358	0:14,643	0:47,517	0:17,465	0:15,430	0:14,622	0:47,701	0:17,620	0:15,403	0:14,678
Runde 10	0:47,558	0:17,503	0:15,368	0:14,687	0:47,594	0:17,476	0:15,389	0:14,729	0:48,029	0:17,431	0:15,755	0:14,843	0:47,756	0:17,670	0:15,306	0:14,780
Runde 11	0:47,487	0:17,524	0:15,321	0:14,642	0:47,489	0:17,404	0:15,388	0:14,697	0:47,850	0:17,926	0:15,362	0:14,562	0:47,420	0:17,503	0:15,228	0:14,689
Runde 12	0:47,352	0:17,467	0:15,304	0:14,581	0:47,354	0:17,432	0:15,283	0:14,639	0:47,456	0:17,494	0:15,370	0:14,592	0:47,762	0:17,575	0:15,376	0:14,811
Runde 13	0:47,319	0:17,486	0:15,243	0:14,590	0:47,298	0:17,384	0:15,305	0:14,609	0:47,335	0:17,480	0:15,321	0:14,534	0:47,300	0:17,457	0:15,213	0:14,630
Runde 14	0:47,472	0:17,488	0:15,337	0:14,647	0:47,310	0:17,414	0:15,270	0:14,626	0:47,455	0:17,389	0:15,416	0:14,650	0:47,687	0:17,593	0:15,400	0:14,694
Runde 15	0:47,250	0:17,425	0:15,251	0:14,574	0:47,214	0:17,421	0:15,227	0:14,566	0:47,471	0:17,514	0:15,393	0:14,564	0:47,433	0:17,526	0:15,279	0:14,628
Runde 16	0:48,734	0:17,520	0:15,304	0:15,910	0:48,392	0:17,431	0:15,259	0:15,702	0:47,405	0:17,445	0:15,351	0:14,609	0:47,381	0:17,448	0:15,300	0:14,633
Runde 17	0:47,780	0:17,945	0:15,377	0:14,558	0:48,821	0:18,171	0:15,519	0:15,131	0:48,615	0:17,825	0:15,864	0:14,926	0:47,536	0:17,583	0:15,291	0:14,662
Runde 18	0:47,313	0:17,481	0:15,338	0:14,494	0:47,706	0:17,783	0:15,362	0:14,561	0:48,060	0:18,173	0:15,337	0:14,550	0:47,609	0:17,574	0:15,374	0:14,661
Runde 19	0:47,439	0:17,450	0:15,402	0:14,587	0:47,402	0:17,420	0:15,314	0:14,668	0:47,543	0:17,376	0:15,613	0:14,554	0:47,488	0:17,614	0:15,282	0:14,592
Runde 20	0:47,524	0:17,525	0:15,373	0:14,626	0:47,374	0:17,445	0:15,352	0:14,577	0:47,432	0:17,436	0:15,410	0:14,586	0:47,668	0:17,527	0:15,410	0:14,731
Runde 21	0:47,673	0:17,563	0:15,379	0:14,731	0:47,492	0:17,477	0:15,322	0:14,693	0:47,961	0:17,957	0:15,477	0:14,527	0:47,680	0:17,555	0:15,403	0:14,722

### R 23 DKM (OK) Race 2

Die schnellsten Zeiten

Ort	Nr. Fahrername	Zeit	Streckenl.	ø Speed
Ziel	18 Rosso,Andrea	0:47,102	1190 m	91,0 km/h
Sektion 1	18 Rosso,Andrea	0:17,347	452 m	93,8 km/h
Sektion 2	39 Thompson,Harry	0:15,179	368 m	87,3 km/h
Sektion 3	13 Tauscher,Alexander	0:14,494	370 m	91,9 km/h

	Snr.36 Van Der Helm,Tijmen NLD KSM Schumacher Racing Team		Snr.66 Zug,Marius DEU TB Racing Team		Snr.19 Tröger,Niels DEU RTG Kartsport		Snr.17 Füngeling,Luke DEU Valier Motorsport		Snr.71 Tabel,Kilian DEU TB Racing Team							
	theoretisch mögliche Bestzeit	Ziel	theoretisch mögliche Bestzeit	Ziel	theoretisch mögliche Bestzeit	Ziel	theoretisch mögliche Bestzeit	Ziel	theoretisch mögliche Bestzeit	Ziel						
best	0:47,515	0:17,474	0:15,373	0:14,617	0:47,264	0:17,397	0:15,317	0:14,542	0:47,173	0:17,361	0:15,232	0:14,532	0:47,657	0:17,453	0:15,400	0:14,619
Runde 1	0:52,738	0:19,546	0:17,071	0:16,121	0:52,540	0:19,653	0:16,811	0:16,076	0:52,518	0:19,868	0:16,970	0:15,680	0:52,950	0:19,588	0:17,655	0:15,707
Runde 2	0:51,468	0:19,595	0:16,210	0:15,663	0:54,616	0:21,014	0:17,792	0:15,810	0:50,908	0:18,601	0:16,514	0:15,793	0:49,965	0:18,484	0:16,277	0:15,204
Runde 3	0:49,197	0:18,099	0:15,974	0:15,124	0:49,444	0:18,349	0:15,897	0:15,198	0:49,398	0:18,151	0:16,001	0:15,246	0:50,015	0:18,727	0:16,260	0:15,028
Runde 4	0:50,078	0:18,386	0:16,722	0:14,970	0:49,350	0:18,057	0:15,910	0:15,383	0:51,009	0:18,484	0:17,156	0:15,369	0:50,490	0:17,976	0:17,101	0:15,413
Runde 5	0:48,814	0:18,194	0:15,703	0:14,917	0:48,403	0:17,936	0:15,622	0:14,845	0:49,357	0:18,065	0:15,784	0:15,508	0:49,074	0:17,696	0:15,691	0:15,687
Runde 6	0:48,068	0:17,694	0:15,509	0:14,865	0:48,575	0:17,985	0:15,746	0:14,844	0:48,823	0:18,176	0:15,699	0:14,948	0:48,666	0:18,011	0:15,725	0:14,930
Runde 7	0:47,938	0:17,695	0:15,505	0:14,738	0:48,369	0:17,883	0:15,729	0:14,757	0:48,226	0:17,829	0:15,531	0:14,866	0:48,253	0:17,961	0:15,530	0:14,762
Runde 8	0:47,853	0:17,658	0:15,526	0:14,669	0:48,181	0:17,830	0:15,531	0:14,820	0:48,045	0:17,594	0:15,491	0:14,960	0:48,014	0:17,630	0:15,488	0:14,896
Runde 9	0:47,970	0:17,713	0:15,420	0:14,787	0:48,332	0:17,884	0:15,635	0:14,813	0:48,349	0:18,214	0:15,437	0:14,698	0:48,471	0:18,221	0:15,529	0:14,721
Runde 10	0:48,096	0:17,920	0:15,499	0:14,677	0:47,950	0:17,856	0:15,457	0:14,637	0:47,758	0:17,588	0:15,457	0:14,713	0:47,878	0:17,523	0:15,509	0:14,846
Runde 11	0:47,688	0:17,534	0:15,493	0:14,661	0:47,435	0:17,403	0:15,441	0:14,591	0:47,493	0:17,429	0:15,393	0:14,671	0:47,731	0:17,493	0:15,487	0:14,751
Runde 12	0:47,546	0:17,517	0:15,373	0:14,656	0:47,853	0:17,945	0:15,350	0:14,558	0:47,330	0:17,491	0:15,232	0:14,607	0:47,669	0:17,501	0:15,475	0:14,693
Runde 13	0:47,593	0:17,527	0:15,376	0:14,690	0:47,264	0:17,397	0:15,317	0:14,550	0:47,173	0:17,379	0:15,262	0:14,532	0:47,716	0:17,567	0:15,442	0:14,707
Runde 14	0:47,628	0:17,541	0:15,426	0:14,661	0:47,598	0:17,510	0:15,461	0:14,627	0:47,344	0:17,370	0:15,355	0:14,619	0:47,928	0:17,453	0:15,498	0:14,977
Runde 15	0:47,515	0:17,512	0:15,379	0:14,624	0:47,628	0:17,633	0:15,389	0:14,606	0:47,382	0:17,505	0:15,257	0:14,620	0:47,916	0:17,740	0:15,553	0:14,623
Runde 16	0:47,536	0:17,474	0:15,441	0:14,621	0:47,559	0:17,479	0:15,490	0:14,590	0:47,283	0:17,361	0:15,337	0:14,585	0:47,759	0:17,547	0:15,400	0:14,812
Runde 17	0:47,650	0:17,568	0:15,445	0:14,637	0:47,367	0:17,447	0:15,378	0:14,542	0:47,254	0:17,417	0:15,297	0:14,540	0:49,270	0:17,606	0:16,458	0:15,206
Runde 18	0:47,736	0:17,603	0:15,414	0:14,719	0:47,482	0:17,503	0:15,367	0:14,612	0:47,307	0:17,392	0:15,323	0:14,592	0:48,849	0:17,564	0:15,939	0:15,346
Runde 19	0:47,623	0:17,568	0:15,397	0:14,658	0:47,445	0:17,473	0:15,415	0:14,557	0:47,409	0:17,504	0:15,318	0:14,587	0:49,095	0:18,824	0:15,652	0:14,619
Runde 20	0:48,196	0:18,030	0:15,549	0:14,617	0:47,612	0:17,510	0:15,451	0:14,651	0:47,610	0:17,678	0:15,387	0:14,545	0:47,657	0:17,505	0:15,478	0:14,674
Runde 21	0:48,509	0:18,048	0:15,673	0:14,788	0:47,617	0:17,507	0:15,477	0:14,633	0:47,443	0:17,480	0:15,296	0:14,667	0:48,306	0:17,569	0:16,014	0:14,723

**R 23 DKM (OK) Race 2**

Die schnellsten Zeiten

Ort	Nr. Fahrername	Zeit	Streckenl.	Ø Speed
Ziel	18 Rosso,Andrea	0:47,102	1190 m	91,0 km/h
Sektion 1	18 Rosso,Andrea	0:17,347	452 m	93,8 km/h
Sektion 2	39 Thompson,Harry	0:15,179	368 m	87,3 km/h
Sektion 3	13 Tauscher,Alexander	0:14,494	370 m	91,9 km/h

	Snmr.15 Moisch,Luca DEU TB Racing Team		Snmr.14 Tröger,Tim DEU Mach1 Motorsport		Snmr.32 Dörr,Phil DEU TB Racing Team		Snmr.34 Saarjärv,Frans-Emil FIN KOSKI MOTORSPORT		Snmr.10 O' dey,Levi DEU KSM Schumacher Racing Team											
	theoretisch mögliche Bestzeit	Ziel	theoretisch mögliche Bestzeit	Ziel	theoretisch mögliche Bestzeit	Ziel	theoretisch mögliche Bestzeit	Ziel	theoretisch mögliche Bestzeit	Ziel										
best	0:47,317	0:17,401	0:15,224	0:14,503	0:47,587	0:17,467	0:15,397	0:14,690	0:47,421	0:17,382	0:15,337	0:14,647	0:47,574	0:17,473	0:15,307	0:14,622	0:47,486	0:17,476	0:15,304	0:14,692
Runde 1	0:53,188	0:20,130	0:17,673	0:15,385	0:54,498	0:19,799	0:18,180	0:16,519	0:54,769	0:21,007	0:18,046	0:15,716	0:54,450	0:20,761	0:18,147	0:15,542	0:55,209	0:20,087	0:18,974	0:16,148
Runde 2	0:52,262	0:20,068	0:16,402	0:15,792	0:51,694	0:18,767	0:16,820	0:16,107	0:52,131	0:19,470	0:16,622	0:16,039	0:50,738	0:18,847	0:16,080	0:15,811	0:51,596	0:19,580	0:16,443	0:15,573
Runde 3	0:49,712	0:18,050	0:16,120	0:15,542	0:49,687	0:18,486	0:16,066	0:15,135	0:49,835	0:18,370	0:16,055	0:15,410	0:49,866	0:18,382	0:16,280	0:15,204	0:49,464	0:18,179	0:16,029	0:15,256
Runde 4	0:49,365	0:18,541	0:15,808	0:15,016	0:49,701	0:18,383	0:16,049	0:15,269	0:48,760	0:17,923	0:15,823	0:15,014	0:49,575	0:18,171	0:15,884	0:15,520	0:49,691	0:18,215	0:16,114	0:15,362
Runde 5	0:51,016	0:18,417	0:17,469	0:15,130	0:48,988	0:18,313	0:15,741	0:14,934	0:49,399	0:18,498	0:16,060	0:14,841	0:48,481	0:18,149	0:15,520	0:14,812	0:51,545	0:18,680	0:17,639	0:15,226
Runde 6	0:47,771	0:17,574	0:15,487	0:14,710	0:49,613	0:17,701	0:16,663	0:15,249	0:48,130	0:17,608	0:15,614	0:14,908	0:48,698	0:17,724	0:15,962	0:15,012	0:48,252	0:17,792	0:15,562	0:14,898
Runde 7	0:47,903	0:17,517	0:15,555	0:14,831	0:48,331	0:17,848	0:15,644	0:14,839	0:48,747	0:18,110	0:15,702	0:14,935	0:47,878	0:17,610	0:15,525	0:14,743	0:48,078	0:17,704	0:15,538	0:14,836
Runde 8	0:47,952	0:17,755	0:15,460	0:14,737	0:47,923	0:17,636	0:15,504	0:14,783	0:49,163	0:18,078	0:15,609	0:15,476	0:48,084	0:17,755	0:15,518	0:14,811	0:48,282	0:17,678	0:15,458	0:15,146
Runde 9	0:47,329	0:17,465	0:15,307	0:14,557	0:47,781	0:17,580	0:15,457	0:14,744	0:48,791	0:18,512	0:15,529	0:14,750	0:48,273	0:17,859	0:15,566	0:14,848	0:47,944	0:17,653	0:15,479	0:14,812
Runde 10	0:48,473	0:17,700	0:15,709	0:15,064	0:48,696	0:17,993	0:15,579	0:15,124	0:47,616	0:17,504	0:15,455	0:14,657	0:48,802	0:17,888	0:15,856	0:15,058	0:47,842	0:17,598	0:15,423	0:14,821
Runde 11	0:47,523	0:17,468	0:15,441	0:14,614	0:48,148	0:17,689	0:15,605	0:14,854	0:47,880	0:17,688	0:15,500	0:14,692	0:48,921	0:18,159	0:16,064	0:14,698	0:49,297	0:18,144	0:15,785	0:15,368
Runde 12	0:47,317	0:17,505	0:15,240	0:14,572	0:47,849	0:17,596	0:15,470	0:14,783	0:47,614	0:17,479	0:15,450	0:14,685	0:47,721	0:17,605	0:15,419	0:14,697	0:47,979	0:17,807	0:15,393	0:14,779
Runde 13	0:47,815	0:17,431	0:15,657	0:14,727	0:48,998	0:18,405	0:15,495	0:15,098	0:47,765	0:17,403	0:15,419	0:14,943	0:47,727	0:17,798	0:15,307	0:14,622	0:47,486	0:17,483	0:15,304	0:14,699
Runde 14	0:47,410	0:17,647	0:15,224	0:14,539	0:48,384	0:17,709	0:15,585	0:15,090	0:47,504	0:17,401	0:15,413	0:14,690	0:47,775	0:17,506	0:15,502	0:14,767	0:47,679	0:17,476	0:15,398	0:14,805
Runde 15	0:47,350	0:17,401	0:15,279	0:14,670	0:47,654	0:17,491	0:15,451	0:14,712	0:47,421	0:17,437	0:15,337	0:14,647	0:47,732	0:17,600	0:15,466	0:14,666	0:47,963	0:17,793	0:15,463	0:14,707
Runde 16	0:47,325	0:17,559	0:15,263	0:14,503	0:47,665	0:17,542	0:15,427	0:14,696	0:47,761	0:17,451	0:15,468	0:14,842	0:47,845	0:17,648	0:15,445	0:14,752	0:48,662	0:18,553	0:15,417	0:14,692
Runde 17	0:48,402	0:17,535	0:15,725	0:15,142	0:47,587	0:17,467	0:15,430	0:14,690	0:47,459	0:17,382	0:15,383	0:14,694	0:47,574	0:17,571	0:15,370	0:14,633	0:47,775	0:17,701	0:15,365	0:14,709
Runde 18	0:47,331	0:17,449	0:15,345	0:14,537	0:47,880	0:17,580	0:15,455	0:14,845	0:47,866	0:17,441	0:15,386	0:15,039	0:47,785	0:17,473	0:15,448	0:14,864	0:47,624	0:17,504	0:15,406	0:14,714
Runde 19	0:48,200	0:17,505	0:15,284	0:15,411	0:48,727	0:17,845	0:15,612	0:15,270	0:49,952	0:18,980	0:15,757	0:15,215	0:50,739	0:19,517	0:16,310	0:14,912	0:47,944	0:17,718	0:15,448	0:14,778
Runde 20	0:47,602	0:17,551	0:15,373	0:14,678	0:47,972	0:17,568	0:15,397	0:15,007	0:47,800	0:17,715	0:15,346	0:14,739	0:48,093	0:17,795	0:15,625	0:14,673	0:48,321	0:17,899	0:15,686	0:14,736
Runde 21	0:47,403	0:17,411	0:15,379	0:14,613	0:48,242	0:17,984	0:15,557	0:14,701	0:48,401	0:18,030	0:15,608	0:14,763	0:48,398	0:17,589	0:15,629	0:15,180	0:47,902	0:17,515	0:15,454	0:14,933

R 23 DKM (OK) Race 2

Die schnellsten Zeiten

Ort	Nr. Fahrername	Zeit	Streckenl.	Ø Speed
Ziel	18 Rosso,Andrea	0:47,102	1190 m	91,0 km/h
Sektion 1	18 Rosso,Andrea	0:17,347	452 m	93,8 km/h
Sektion 2	39 Thompson,Harry	0:15,179	368 m	87,3 km/h
Sektion 3	13 Tauscher,Alexander	0:14,494	370 m	91,9 km/h

	Snr.22 Fritsch,Valentino DEU		Snr.49 Van Berlo,Glenn NLD		Snr.58 Handsaeme,Xavier BEL		Snr.40 Fussen,Jan David DEU		Snr.38 Buus,Bastian DNK			
	BIREL ART RACING KSW		Lennox Racing Team		KSM Schumacher Racing Team		Solgat Motorsport		RS Competition			
	theoretisch mögliche Bestzeit 0:47,389		theoretisch mögliche Bestzeit 0:47,589		theoretisch mögliche Bestzeit 0:47,754		theoretisch mögliche Bestzeit 0:47,397		theoretisch mögliche Bestzeit 0:47,552			
best	Ziel	Sektion 1	Sektion 2	Sektion 3	Ziel	Sektion 1	Sektion 2	Sektion 3	Ziel	Sektion 1	Sektion 2	Sektion 3
Runde 1	0:47,431	0:17,384	0:15,359	0:14,646	0:47,691	0:17,556	0:15,324	0:14,709	0:47,449	0:17,450	0:15,308	0:14,639
Runde 2	0:53,287	0:19,793	0:17,414	0:16,080	0:53,191	0:20,325	0:17,029	0:15,837	0:54,928	0:20,886	0:18,177	0:15,815
Runde 3	0:50,906	0:19,116	0:16,220	0:15,570	0:50,861	0:18,839	0:16,372	0:15,650	0:51,591	0:18,714	0:17,058	0:15,819
Runde 4	0:49,556	0:18,344	0:15,911	0:15,301	0:49,491	0:18,120	0:15,978	0:15,393	0:50,449	0:19,088	0:16,034	0:15,327
Runde 5	0:49,725	0:18,368	0:15,799	0:15,558	0:49,410	0:18,082	0:15,929	0:15,399	0:49,153	0:17,872	0:15,881	0:15,400
Runde 6	0:48,653	0:18,032	0:15,669	0:14,952	0:48,631	0:17,858	0:15,530	0:15,243	0:49,042	0:17,772	0:16,341	0:14,929
Runde 7	0:48,463	0:17,770	0:15,735	0:14,958	0:48,472	0:17,861	0:15,640	0:14,971	0:48,036	0:17,603	0:15,561	0:14,872
Runde 8	0:48,408	0:17,897	0:15,702	0:14,809	0:48,181	0:17,735	0:15,549	0:14,985	0:48,677	0:17,780	0:15,741	0:15,156
Runde 9	0:47,918	0:17,612	0:15,479	0:14,827	0:48,168	0:17,619	0:15,564	0:14,985	0:48,830	0:17,796	0:15,545	0:15,489
Runde 10	0:48,787	0:18,160	0:15,511	0:15,116	0:49,170	0:18,785	0:15,525	0:14,860	0:48,538	0:18,222	0:15,528	0:14,788
Runde 11	0:47,910	0:17,751	0:15,473	0:14,686	0:48,530	0:18,294	0:15,501	0:14,735	0:47,633	0:17,457	0:15,416	0:14,760
Runde 12	0:47,491	0:17,402	0:15,359	0:14,670	0:47,691	0:17,601	0:15,381	0:14,709	0:47,847	0:17,576	0:15,483	0:14,788
Runde 13	0:47,602	0:17,435	0:15,428	0:14,739	0:47,750	0:17,647	0:15,324	0:14,779	0:47,557	0:17,494	0:15,351	0:14,712
Runde 14	0:47,640	0:17,475	0:15,485	0:14,680	0:48,469	0:17,938	0:15,682	0:14,829	0:48,124	0:17,468	0:15,337	0:15,319
Runde 15	0:47,941	0:17,766	0:15,410	0:14,765	0:48,039	0:17,921	0:15,374	0:14,744	0:48,330	0:17,569	0:15,504	0:15,257
Runde 16	0:48,555	0:18,382	0:15,393	0:14,780	0:47,820	0:17,662	0:15,398	0:14,760	0:48,472	0:18,246	0:15,539	0:14,687
Runde 17	0:47,864	0:17,821	0:15,397	0:14,646	0:47,764	0:17,556	0:15,425	0:14,783	0:47,887	0:17,619	0:15,503	0:14,765
Runde 18	0:48,421	0:17,384	0:15,490	0:15,547	0:47,913	0:17,637	0:15,476	0:14,800	0:47,994	0:17,619	0:15,467	0:14,908
Runde 19	0:48,660	0:17,675	0:15,687	0:15,298	0:48,286	0:17,700	0:15,469	0:15,117	0:47,525	0:17,450	0:15,408	0:14,667
Runde 20	0:47,610	0:17,492	0:15,397	0:14,721	0:48,261	0:17,979	0:15,535	0:14,747	0:48,293	0:17,569	0:15,534	0:15,190
Runde 21	0:47,458	0:17,437	0:15,366	0:14,655	0:47,911	0:17,657	0:15,451	0:14,803	0:48,058	0:17,686	0:15,549	0:14,823
	0:47,651	0:17,506	0:15,474	0:14,671	0:47,889	0:17,589	0:15,427	0:14,873	0:48,043	0:17,649	0:15,385	0:14,762
									0:47,920	0:17,645	0:15,427	0:14,848
									0:47,998	0:17,846	0:15,476	0:14,676
									0:48,294	0:17,852	0:15,630	0:14,812

### R 23 DKM (OK) Race 2

#### Die schnellsten Zeiten

Ort	Nr. Fahrername	Zeit	Streckenl.	Ø Speed
Ziel	18 Rosso,Andrea	0:47,102	1190 m	91,0 km/h
Sektion 1	18 Rosso,Andrea	0:17,347	452 m	93,8 km/h
Sektion 2	39 Thompson,Harry	0:15,179	368 m	87,3 km/h
Sektion 3	13 Tauscher,Alexander	0:14,494	370 m	91,9 km/h

	Snr.29 Skjellerup, Oliver DNK Robert Schlunssen		Snr.27 Born, Miklas CHE Innovative Competition		Snr.24 Pavlíček, Marij CZE PRAGA VMS RACING		Snr.39 Thompson, Harry GBR Ricky Flynn Motorsport		Snr.7 Enders, Paul DEU RTG Kartsport							
	theoretisch mögliche Bestzeit	Ziel	theoretisch mögliche Bestzeit	Ziel	theoretisch mögliche Bestzeit	Ziel	theoretisch mögliche Bestzeit	Ziel	theoretisch mögliche Bestzeit	Ziel						
best	0:47,872	0:17,676	0:15,507	0:14,633	0:47,959	0:17,609	0:15,473	0:14,762	0:47,181	0:17,438	0:15,179	0:14,516	0:47,561	0:17,444	0:15,457	0:14,634
Runde 1	0:54,890	0:20,316	0:18,561	0:16,013	0:55,554	0:20,980	0:18,818	0:15,756	0:50,208	0:18,529	0:16,363	0:15,316	0:53,310	0:19,928	0:17,579	0:15,803
Runde 2	0:51,886	0:18,724	0:17,179	0:15,933	0:52,529	0:19,634	0:17,438	0:15,457	0:49,433	0:18,188	0:16,031	0:15,214	0:50,601	0:19,019	0:16,334	0:15,248
Runde 3	0:50,233	0:19,171	0:16,037	0:15,025	0:49,915	0:18,823	0:15,968	0:15,124	0:49,193	0:18,220	0:15,874	0:15,099	0:51,347	0:18,532	0:17,038	0:15,777
Runde 4	0:49,418	0:18,003	0:16,047	0:15,368	0:49,132	0:17,963	0:15,969	0:15,200	0:50,754	0:18,468	0:16,508	0:15,279	0:50,754	0:18,488	0:16,357	0:15,909
Runde 5	0:50,445	0:18,123	0:16,802	0:15,520	0:51,395	0:18,309	0:16,756	0:16,330	0:48,324	0:17,920	0:15,572	0:14,832	0:48,468	0:17,832	0:16,370	0:14,934
Runde 6	0:48,907	0:18,227	0:15,792	0:14,888	0:58,117	0:27,103	0:15,957	0:15,057	0:47,985	0:17,713	0:15,498	0:14,774	0:49,610	0:17,673	0:16,253	0:15,684
Runde 7	0:48,178	0:17,728	0:15,575	0:14,875	0:48,297	0:17,833	0:15,573	0:14,891	0:47,922	0:17,749	0:15,436	0:14,737	0:48,625	0:18,043	0:15,684	0:14,898
Runde 8	0:48,081	0:17,734	0:15,565	0:14,782	0:48,086	0:17,751	0:15,496	0:14,839	0:47,686	0:17,557	0:15,418	0:14,711	0:49,928	0:18,614	0:15,736	0:15,578
Runde 9	0:47,872	0:17,721	0:15,507	0:14,644	0:48,194	0:17,798	0:15,530	0:14,866	0:47,496	0:17,584	0:15,248	0:14,664	0:49,076	0:18,629	0:15,703	0:14,744
Runde 10	0:47,929	0:17,686	0:15,556	0:14,687	0:48,137	0:17,744	0:15,573	0:14,820	0:47,620	0:17,542	0:15,312	0:14,766	0:47,734	0:17,562	0:15,457	0:14,715
Runde 11	0:47,897	0:17,709	0:15,520	0:14,668	0:48,138	0:17,745	0:15,556	0:14,837	0:47,603	0:17,673	0:15,320	0:14,610	0:47,780	0:17,471	0:15,498	0:14,811
Runde 12	0:48,012	0:17,841	0:15,538	0:14,633	0:47,978	0:17,706	0:15,502	0:14,770	0:47,338	0:17,477	0:15,230	0:14,631	0:47,647	0:17,493	0:15,502	0:14,652
Runde 13	0:47,975	0:17,686	0:15,577	0:14,712	0:48,281	0:17,883	0:15,574	0:14,824	0:47,264	0:17,476	0:15,210	0:14,578	0:47,561	0:17,444	0:15,458	0:14,659
Runde 14	0:47,988	0:17,676	0:15,575	0:14,737	0:48,017	0:17,704	0:15,489	0:14,824	0:47,225	0:17,468	0:15,190	0:14,567	0:47,807	0:17,460	0:15,537	0:14,810
Runde 15	0:48,078	0:17,725	0:15,633	0:14,720	0:47,959	0:17,703	0:15,494	0:14,762	0:47,375	0:17,527	0:15,262	0:14,586	0:47,902	0:17,701	0:15,552	0:14,649
Runde 16	0:48,263	0:17,771	0:15,816	0:14,676	0:47,975	0:17,609	0:15,473	0:14,893	0:47,796	0:17,494	0:15,179	0:15,123	0:47,620	0:17,452	0:15,489	0:14,679
Runde 17	0:48,175	0:17,813	0:15,645	0:14,717	0:48,028	0:17,720	0:15,475	0:14,833	0:47,529	0:17,723	0:15,278	0:14,528	0:47,665	0:17,529	0:15,502	0:14,634
Runde 18	0:49,637	0:18,798	0:16,022	0:14,817	0:48,115	0:17,666	0:15,573	0:14,876	0:47,181	0:17,438	0:15,227	0:14,516	0:48,138	0:17,539	0:15,795	0:14,804
Runde 19	0:49,161	0:18,275	0:16,024	0:14,862	0:48,095	0:17,765	0:15,522	0:14,808	0:47,293	0:17,507	0:15,232	0:14,554	0:48,313	0:17,629	0:15,911	0:14,773
Runde 20	0:50,983	0:18,228	0:17,586	0:15,169	0:48,164	0:17,723	0:15,601	0:14,840	0:47,181	0:17,438	0:15,227	0:14,516	0:48,334	0:17,806	0:15,705	0:14,823
Runde 21	0:49,573	0:18,194	0:16,333	0:15,046	0:48,180	0:17,751	0:15,583	0:14,846	0:48,899	0:18,059	0:15,931	0:14,909	0:48,899	0:18,059	0:15,931	0:14,909

### R 23 DKM (OK) Race 2

#### Die schnellsten Zeiten

Ort	Nr. Fahrername	Zeit	Streckenl.	ø Speed
Ziel	18 Rosso,Andrea	0:47,102	1190 m	91,0 km/h
Sektion 1	18 Rosso,Andrea	0:17,347	452 m	93,8 km/h
Sektion 2	39 Thompson,Harry	0:15,179	368 m	87,3 km/h
Sektion 3	13 Tauscher,Alexander	0:14,494	370 m	91,9 km/h

Runde	Schnr.11 Ferini,Justin CHE		Schnr.77 Tramnitz,Tim DEU		Schnr.4 Arnold,Felix DEU		Schnr.50 Kovacs,Zsombor HUN		Schnr.16 Volz,Rico DEU											
	theoretisch mögliche Bestzeit	Ziel	theoretisch mögliche Bestzeit	Ziel	theoretisch mögliche Bestzeit	Ziel	theoretisch mögliche Bestzeit	Ziel	theoretisch mögliche Bestzeit	Ziel										
best	0:47,587	0:17,560	0:15,325	0:14,619	0:47,536	0:17,565	0:15,324	0:14,608	0:47,458	0:17,462	0:15,378	0:14,532	0:53,728	0:19,765	0:17,448	0:16,415	0:50,838	0:18,083	0:16,144	0:15,250
Runde 1	0:55,619	0:20,917	0:18,497	0:16,205	0:52,103	0:19,508	0:16,801	0:15,794	0:52,352	0:19,720	0:16,854	0:15,778	0:57,227	0:21,540	0:18,861	0:16,826	0:54,243	0:19,879	0:17,959	0:16,405
Runde 2	0:51,321	0:18,814	0:16,847	0:15,660	0:49,770	0:18,294	0:16,156	0:15,320	0:50,305	0:18,541	0:16,233	0:15,531	0:53,951	0:19,860	0:17,520	0:16,571	0:52,149	0:19,896	0:16,311	0:15,942
Runde 3	0:49,668	0:18,284	0:15,911	0:15,473	0:49,170	0:18,154	0:15,905	0:15,111	0:49,009	0:18,072	0:15,814	0:15,123	0:53,728	0:19,862	0:17,448	0:16,418	0:50,838	0:19,444	0:16,144	0:15,250
Runde 4	0:49,547	0:18,333	0:15,774	0:15,440	0:48,744	0:18,029	0:15,731	0:14,984	0:48,777	0:18,014	0:15,838	0:14,925	0:54,117	0:19,842	0:17,717	0:16,558	0:51,098	0:18,716	0:16,642	0:15,740
Runde 5	0:50,725	0:18,479	0:16,645	0:15,601	0:48,549	0:17,886	0:15,673	0:14,990	0:48,495	0:17,837	0:15,794	0:14,864	0:53,812	0:19,765	0:17,632	0:16,415	0:50,900	0:18,083	0:16,729	0:16,088
Runde 6	0:48,013	0:17,733	0:15,419	0:14,861	0:48,557	0:17,984	0:15,628	0:14,945	0:48,095	0:17,714	0:15,611	0:14,770	0:55,246	0:19,789	0:17,779	0:17,678				
Runde 7	0:47,822	0:17,726	0:15,370	0:14,726	0:48,194	0:17,836	0:15,523	0:14,835	0:48,077	0:17,670	0:15,609	0:14,798								
Runde 8	0:48,395	0:17,678	0:15,360	0:15,357	0:47,874	0:17,682	0:15,447	0:14,745	0:47,743	0:17,562	0:15,485	0:14,696								
Runde 9	0:48,364	0:18,170	0:15,425	0:14,769	0:47,798	0:17,585	0:15,432	0:14,781	0:47,662	0:17,534	0:15,476	0:14,652								
Runde 10	0:47,758	0:17,645	0:15,374	0:14,739	0:47,611	0:17,594	0:15,326	0:14,691	0:47,520	0:17,518	0:15,438	0:14,564								
Runde 11	0:48,559	0:17,613	0:15,729	0:15,217	0:47,604	0:17,599	0:15,357	0:14,648	0:47,516	0:17,512	0:15,398	0:14,606								
Runde 12	0:48,285	0:18,128	0:15,449	0:14,708	0:47,560	0:17,571	0:15,324	0:14,665	0:47,908	0:17,462	0:15,531	0:14,915								
Runde 13	0:47,587	0:17,560	0:15,340	0:14,687	0:47,536	0:17,565	0:15,363	0:14,608	0:47,458	0:17,548	0:15,378	0:14,532								
Runde 14	0:47,756	0:17,590	0:15,361	0:14,805	0:47,979	0:17,953	0:15,357	0:14,669	0:47,617	0:17,575	0:15,480	0:14,562								
Runde 15	0:47,845	0:17,612	0:15,541	0:14,692																
Runde 16	0:47,928	0:17,930	0:15,379	0:14,619																
Runde 17	0:47,635	0:17,611	0:15,346	0:14,678																
Runde 18	0:47,639	0:17,593	0:15,325	0:14,721																
Runde 19	0:48,402	0:17,671	0:15,642	0:15,089																
Runde 20		0:17,813																		



**R 23 DKM (OK) Race 2**

Die schnellsten Zeiten

Ort	Nr. Fahrername	Zeit	Streckenl.	ø Speed
Ziel	18 Rosso,Andrea	0:47,102	1190 m	91,0 km/h
Sektion 1	18 Rosso,Andrea	0:17,347	452 m	93,8 km/h
Sektion 2	39 Thompson,Harry	0:15,179	368 m	87,3 km/h
Sektion 3	13 Tauscher,Alexander	0:14,494	370 m	91,9 km/h


best	Stm.9 Mendez,Juan Diego PAN	Stm.54 Lehtonen,Henri FIN	Stm.57 Coluccio,Luigi ITA	Ziel	Sektion 1	Sektion 2	Sektion 3
	EMILIA KART SRL	KOSKI MOTORSPORT	BIREL ART RACING KSW				
	theoretisch mögliche Bestzeit 0:49,660	theoretisch mögliche Bestzeit 0:49,581	theoretisch mögliche Bestzeit 0:51,017				
Runde 1	Ziel 0:50,228	Ziel 0:49,707	Ziel 0:51,017	Ziel	Sektion 1	Sektion 2	Sektion 3
Runde 2	0:18,078	0:18,275	0:18,984	0:16,114	0:15,192	0:16,537	0:15,496
Runde 3	0:19,979	0:19,863	0:19,884	0:17,340	0:15,820	0:16,537	0:15,496
Runde 4	0:18,994	0:18,563	0:18,984	0:16,149	0:15,353	0:16,537	0:15,496
Runde 5	0:18,435	0:18,401	0:18,984	0:16,114	0:15,192	0:16,537	0:15,496
Runde 6	0:18,108	0:18,275	0:18,984	0:16,165	0:15,955	0:16,537	0:15,496
	0:18,078	0:17,203	0:18,984	0:16,865	0:15,694	0:16,537	0:15,496


Strecke / track: 1190m  
 started: 34 classified: 34 not classified: 0

fastest Lap Thompson, Harry at: 0:47,097

Pos	Str. Nr.	Fahrer Driver	Nation	Bewerber/Sponsor	Nation	Lizenz/B-Lizenz	Chassis/Motor/Reifen	Points	Runden Laps	Gesamtzeit Differenz	Abstand Gap	beste Runde best Lap	in R. in L.	o Geschw. o Speed
1	39	Thompson, Harry	GBR	Ricky Flynn Motorsport	GBR	265302 162392	FA Kart / Vortex / Vego	25	21	29:50,645		0:47,097	14	50,2 km/h 91 km/h
2	57	Coluccio, Luigi	ITA	BIREL ART RACING KSW	AUT	344161 BK 102	BirelART / TM / Vego	20	21	29:52,786 0:02,141	0:02,141	0:47,266	18	50,2 km/h 90,6 km/h
3	30	Haverkort, Kas	NLD	Zanardi Racing Team	NLD	36154 28613	CRG / TM / Vego	16	21	29:53,216 0:02,571	0:00,430	0:47,334	16	50,2 km/h 90,5 km/h
4	13	Tauscher, Alexander	DEU	Lanari Racing Team	DEU	IKC 1162751 KBF 1159049	Kart Republic / Iame / Vego	13	21	29:53,659 0:03,014	0:00,443	0:47,195	18	50,2 km/h 90,8 km/h
5	86	Sasse, Hugo	DEU	TB Racing Team	DEU	IKCR 1147248 KBF 1116906	Kart Republic / Iame / Vego	11	21	29:53,673 0:03,028	0:00,014	0:47,248	18	50,2 km/h 90,7 km/h
6	36	Van Der Helm, Tijmen	NLD	KSM Schumacher Racing Team	DEU	35964 KBF 1067587	Tony Kart / Vortex / Vego	10	21	29:54,864 0:04,219	0:01,191	0:47,547	15	50,1 km/h 90,1 km/h
7	18	Rosso, Andrea	ITA	CRG Holland	NLD	344925 15521	CRG / TM / Vego	9	21	29:55,839 0:05,194	0:00,975	0:47,307	21	50,1 km/h 90,6 km/h
8	77	Tramnitz, Tim	DEU	KSM Schumacher Racing Team	DEU	IKCR 1161254 KBF 1067587	Tony Kart / Vortex / Vego	8	21	29:57,208 0:06,563	0:01,369	0:47,443	15	50,1 km/h 90,3 km/h
9	66	Zug, Marius	DEU	TB Racing Team	DEU	IKC 1153813 KBF 1116906	Kart Republic / Parilla / Vego	7	21	29:57,757 0:07,112	0:00,549	0:47,487	15	50 km/h 90,2 km/h
10	17	Füngeling, Luke	DEU	Valier Motorsport	DEU	IKC 1136804 KBF 1063735	SODI / Iame / Vego	6	21	29:58,139 0:07,494	0:00,382	0:47,248	19	50 km/h 90,7 km/h
11	14	Tröger, Tim	DEU	Mach1 Motorsport	DEU	IKC 1132554 KBF 1005514	Mach1 / Iame / Vego	5	21	29:58,250 0:07,605	0:00,111	0:47,542	17	50 km/h 90,1 km/h
12	16	Volz, Rico	DEU	RS-Motorsport	DEU	IKC 1154071 KBF 1104126	CRG / Iame / Vego	4	21	29:58,431 0:07,786	0:00,181	0:47,215	17	50 km/h 90,7 km/h
13	7	Enders, Paul	DEU	RTG Kartsport	DEU	IKCR 1141746 KBF 1166823	CRG / Iame / Vego	3	21	29:59,548 0:08,703	0:01,117	0:47,397	16	50 km/h 90,4 km/h
14	10	O' dey, Levi	DEU	KSM Schumacher Racing Team	DEU	IKCR 1164486 KBF 1067587	Tony Kart / Vortex / Vego	2	21	29:59,712 0:09,067	0:00,164	0:47,530	15	50 km/h 90,1 km/h
15	4	Arnold, Felix	DEU	KSM Schumacher Racing Team	DEU	IKA 1138542 KBF 1067587	Tony Kart / Vortex / Vego	1	21	30:00,409 0:09,764	0:00,697	0:47,441	20	50 km/h 90,3 km/h
16	42	Maloney, Zane	GBR	Ricky Flynn Motorsport	GBR	376 162392	FA Kart / Vortex / Vego	0	21	30:01,280 0:10,635	0:00,871	0:47,423	18	49,9 km/h 90,3 km/h
17	50	Kovacs, Zsombor	HUN	KMS EUROPE KFT.	HUN	4966 804	Exprit / TM / Vego	0	21	30:02,771 0:12,126	0:01,491	0:47,610	19	49,9 km/h 90 km/h
18	54	Lehtonen, Henri	FIN	KOSKI MOTORSPORT	FIN	28654661 50054310	Tony Kart / Vortex / Vego	0	21	30:04,736 0:14,091	0:01,965	0:47,757	21	49,8 km/h 89,7 km/h
19	9	Mendez, Juan Diego	PAN	EMILIA KART SRL	ITA	079 295453	BirelArt / Iame / Vego	0	21	30:05,015 0:14,370	0:00,279	0:47,660	17	49,8 km/h 89,9 km/h
20	71	Tabel, Kilian	DEU	TB Racing Team	DEU	IKC 1173666 KBF 1116906	Kart Republic / Iame / Vego	0	21	30:05,616 0:14,971	0:00,601	0:47,783	19	49,8 km/h 89,7 km/h
21	27	Born, Miklas	CHE	Innovative Competition	CHE	505145 500033	Exprit / Vortex / Vego	0	21	30:10,569 0:19,924	0:04,953	0:48,077	16	49,7 km/h 89,7 km/h
22	24	Pavlíček, Matěj	CZE	PRAGA VMS RACING	CZE	18 AS 0060 18 AT 00031	PRAGA / TM / Vego	0	21	30:23,868 0:33,223	0:13,299	0:49,171	11	49,3 km/h 87,1 km/h
23	32	Dörr, Phil	DEU	TB Racing Team	DEU	IKC 1162847 KBF 1116906	Kart Republic / Parilla / Vego	0	20	30:06,664 1 R	1 R	0:47,723	15	47,4 km/h 89,8 km/h
24	19	Tröger, Niels	DEU	RTG Kartsport	DEU	IKC 1139697 KBF 1166823	CRG / Iame / Vego	0	13	23:39,551 8 R	7 R	0:47,718	13	39,2 km/h 89,8 km/h
25	38	Buus, Bastian	DNK	RS Competition	DNK	59991 36053	Tony Kart / Vortex / Vego	0	12	23:07,507 9 R	1 R	0:47,921	4	37,1 km/h 89,4 km/h
26	22	Fritsch, Valentino	DEU	BIREL ART RACING KSW	AUT	IKB 1173038 BK 102	BirelART / TM / Vego	0	8	19:31,830 13 R	4 R	0:47,971	4	29,2 km/h 89,2 km/h
27	49	Van Berlo, Glenn	NLD	Lennox Racing Team	ITA	36847 322955	Exprit / Vortex / Vego	0	8	19:38,568 13 R	0:06,738	0:49,778	3	29,1 km/h 86,1 km/h
28	20	Linty, Etienne	ITA	EMILIA KART SRL	ITA	337697 295453	BirelART / Iame / Vego	0	7	18:44,504 14 R	1 R	0:48,147	4	26,7 km/h 89 km/h
29	40	Fusen, Jan David	DEU	Solgat Motorsport	DEU	IKC 1137577 KBF 1079882	BirelArt / TM / Vego	0	3	2:43,476 18 R	4 R	0:50,424	2	78,6 km/h 85 km/h
30	34	Saarijärvi, Frans-Emil	FIN	KOSKI MOTORSPORT	FIN	34765557 50054310	Tony Kart / Vortex / Vego	0	2	1:47,030 19 R	1 R	0:49,849	2	80,1 km/h 85,9 km/h
31	15	Maisch, Luca	DEU	TB Racing Team	DEU	IKC 1154306 KBF 1116906	Kart Republic / Iame / Vego	0	1	1:08,804 20 R	1 R	1:06,106	1	62,3 km/h 64,8 km/h
32	11	Ferati, Jasin	CHE	KSM Schumacher Racing Team	DEU	502257 KBF 1067587	Tony Kart / Vortex / Vego	0	0	0:02,135 21 R	1 R			
33	29	Skjellerup, Oliver	DNK	Robert Schlussen	DNK	58044 36053	Tony Kart / Vortex / Vego	0	0	0:02,544 21 R	0:00,409			
34	58	Handsaeme, Xavier	BEL	KSM Schumacher Racing Team	DEU	910053 KBF 1067587	OTK / Vortex / Vego	*	0	0:03,625 21 R	0:01,081			

Rennleitung: Rüdiger Luth Racedirektor: Thomas Lainer  
 Sportkommissare: Thomas Ferrero / Ulrich Bell / Franz-Josef Serr / Frank Tautenhahn  
 Techn. Kommissare: H.-J. Dangers / A.Sengpiel / M. Grasshoff / C. Schmidt / D.Pietzko / W.Amend / M.Ambrosius  
 Zeitnahme: KART-DATA timing service Franz Schieszler / Manuela Hintner

Zeitnahme / timekeeping  
 Control  
  
 Franz Schieszler



17	29	Robert Schlussen Skjellerup Oliver Startposition 33	17	58	KSM Schumacher Racing Team Handsæme Xavier Startposition 34
16	15	TB Racing Team Maisch Luca Startposition 31	16	11	KSM Schumacher Racing Team Ferati Jasin Startposition 32
15	40	Solgar Motorsport Fusen Jan David Startposition 29	15	34	KOSKI MOTORSPORT Saarijärvi Frans-Emil Startposition 30
14	49	Lennox Racing Team Van Berlo Glenn Startposition 27	14	20	EMILIA KART SRL Linty Etienne Startposition 28
13	38	RS Competition Buus Bastian Startposition 25	13	22	BIREL ART RACING KSW Fritsch Valentino Startposition 26
12	32	TB Racing Team Dörr Phil Startposition 23	12	19	RTG Kartsport Tröger Niels Startposition 24
11	27	Innovative Competition Born Miklas Startposition 21	11	24	PRAGA VMS RACING Pavlíček Matěj Startposition 22
10	9	EMILIA KART SRL Mendez Juan Diego Startposition 19	10	71	TB Racing Team Tabel Kilian Startposition 20
9	50	KMS EUROPE KFT. Kovacs Zsombor Startposition 17	9	54	KOSKI MOTORSPORT Lehtonen Henri Startposition 18
8	4	KSM Schumacher Racing Team Arnold Felix Startposition 15	8	42	Ricky Flynn Motorsport Maloney Zane Startposition 16
7	7	RTG Kartsport Enders Paul Startposition 13	7	10	KSM Schumacher Racing Team O'dey Levi Startposition 14
6	14	Mach1 Motorsport Tröger Tim Startposition 11	6	16	RS-Motorsport Volz Rico Startposition 12
5	66	TB Racing Team Zug Marius Startposition 9	5	17	Valier Motorsport Füngeling Luke Startposition 10
4	18	CRG Holland Rosso Andrea Startposition 7	4	77	KSM Schumacher Racing Team Tramnitz Tim Startposition 8
3	86	TB Racing Team Sasse Hugo Startposition 5	3	36	KSM Schumacher Racing Team Van Der Helm Tijmen Startposition 6
2	30	Zanardi Racing Team Haverkort Kas Startposition 3	2	13	Lanari Racing Team Tauscher Alexander Startposition 4
1	39	Ricky Flynn Motorsport Thompson Harry Startposition 1	1	57	BIREL ART RACING KSW Coluccio Luigi Startposition 2



### Starting Grid DKM (OK) Race 2

Rennen 23

**R 18 DKM (OK) Race 1**

Strecke / track: 1190

Fahrername Driver	Thompson Harry	Coluccio Luigi	Haverkort Kas	Tauscher Alexander	Sasse Hugo	Van Der Helm Tijmen	Rosso Andrea	Tramnitz Tim	Zug Marius	Füngeling Luke	Tröger Tim	Volz Rico
schnellste in Runde	0:47,097 Rn. 14	0:47,266 Rn. 18	0:47,334 Rn. 16	0:47,195 Rn. 18	0:47,248 Rn. 18	0:47,547 Rn. 15	0:47,307 Rn. 21	0:47,443 Rn. 15	0:47,487 Rn. 15	0:47,248 Rn. 19	0:47,542 Rn. 17	0:47,215 Rn. 17
Speed	91,0 km/h	90,6 km/h	90,5 km/h	90,8 km/h	90,7 km/h	90,1 km/h	90,6 km/h	90,3 km/h	90,2 km/h	90,7 km/h	90,1 km/h	90,7 km/h
Lap 1	0:48,215	0:49,474	0:49,499	0:55,420	0:50,026	0:54,170	0:54,347	0:49,774	0:54,558	0:57,010	0:53,265	0:59,508
Lap 2	0:49,115	0:49,761	0:49,229	0:49,297	0:49,213	0:49,356	0:49,233	0:49,062	0:49,015	0:49,234	0:48,715	0:49,498
Lap 3	0:48,424	0:49,026	0:48,535	0:48,874	0:48,429	0:48,781	0:48,841	0:48,517	0:48,424	0:49,600	0:48,154	0:49,283
Lap 4	0:48,062	0:47,753	0:47,952	0:47,943	0:47,910	0:48,264	0:48,059	0:47,950	0:47,892	0:49,036	0:47,884	0:48,264
Lap 5	1:13,058	1:12,533	1:12,101	1:08,456	1:12,450	1:10,202	1:08,944	1:12,375	1:10,047	1:07,570	1:10,496	1:07,999
Lap 6	12:54,537	12:58,547	12:56,307	13:04,077	12:58,173	13:01,387	13:02,804	12:56,698	13:00,427	13:06,428	13:00,235	13:11,902
Lap 7	1:17,618	1:12,510	1:15,473	1:04,768	1:13,142	1:07,813	1:06,025	1:14,633	1:09,330	1:02,573	1:09,984	0:56,538
Lap 8	0:50,112	0:49,936	0:50,074	0:49,741	0:50,486	0:50,310	0:50,603	0:50,152	0:50,030	0:49,983	0:49,809	0:50,475
Lap 9	0:49,155	0:48,944	0:49,079	0:48,601	0:49,034	0:48,749	0:49,162	0:49,513	0:49,679	0:49,378	0:48,964	0:49,774
Lap 10	0:48,488	0:48,538	0:48,538	0:48,874	0:48,482	0:48,670	0:49,290	0:50,519	0:49,688	0:48,583	0:48,370	0:48,123
Lap 11	0:47,963	0:48,242	0:48,967	0:47,760	0:48,221	0:48,171	0:48,206	0:48,277	0:47,925	0:48,282	0:48,403	0:47,797
Lap 12	0:47,635	0:47,569	0:47,793	0:47,857	0:47,755	0:47,901	0:47,779	0:47,732	0:47,685	0:47,616	0:47,713	0:48,242
Lap 13	0:47,349	0:47,616	0:47,794	0:47,686	0:48,140	0:48,176	0:47,587	0:47,568	0:47,600	0:47,573	0:47,653	0:47,654
Lap 14	0:47,097	0:47,369	0:47,489	0:47,452	0:47,629	0:47,572	0:47,518	0:47,546	0:47,505	0:47,490	0:47,665	0:47,739
Lap 15	0:47,424	0:47,379	0:47,717	0:47,584	0:47,888	0:47,547	0:47,531	0:47,443	0:47,487	0:47,527	0:48,381	0:47,969
Lap 16	0:47,385	0:47,399	0:47,334	0:47,553	0:47,848	0:47,885	0:48,632	0:47,849	0:49,489	0:48,559	0:48,601	0:47,353
Lap 17	0:47,375	0:47,337	0:47,413	0:47,273	0:47,378	0:47,580	0:47,397	0:47,479	0:47,946	0:48,166	0:47,542	0:47,215
Lap 18	0:47,296	0:47,266	0:47,364	0:47,195	0:47,248	0:47,560	0:47,338	0:47,867	0:47,514	0:48,890	0:48,503	0:48,402

**R 18 DKM (OK) Race 1**

Strecke / track: 1190

Fahrername Driver	Thompson Harry	Coluccio Luigi	Havorkort Kas	Tauscher Alexander	Sasse Hugo	Van Der Helm Tijmen	Rosso Andrea	Tramnitz Tim	Zug Marius	Füngeling Luke	Tröger Tim	Volz Rico
Lap 19	0:47,792	0:47,682	0:47,353	0:47,294	0:47,478	0:47,565	0:47,904	0:48,182	0:47,535	0:47,248	0:47,866	0:47,501
Lap 20	0:47,546	0:47,331	0:47,504	0:47,421	0:47,484	0:47,707	0:47,433	0:48,203	0:47,583	0:47,619	0:47,950	0:47,338
Lap 21	0:47,630	0:49,144	0:48,170	0:48,492	0:47,634	0:47,748	0:47,307	0:48,182	0:48,429	0:47,421	0:49,295	0:47,387



# DEUTSCHE KART-MEISTERSCHAFTEN 2018

11-13 / 05 / 2018

DMSB-Reg Nr 120-2018

## R 18 DKM (OK) Race 1

Strecke / track: 1190

Fahrername Driver	Enders Paul	O'dey Levi	Arnold Felix	Maloney Zane	Kovacs Zsombor	Lehtonen Henri	Mendez Juan Diego	Tabel Kilian	Born Miklas	Pavlicek Matej	Dörr Phil	Tröger Niels
schnellste in Runde	0:47,397 Rn. 16	0:47,530 Rn. 15	0:47,441 Rn. 20	0:47,423 Rn. 18	0:47,610 Rn. 19	0:47,757 Rn. 21	0:47,660 Rn. 17	0:47,783 Rn. 19	0:48,077 Rn. 16	0:49,171 Rn. 11	0:47,723 Rn. 15	0:47,718 Rn. 13
Speed	90,4 km/h	90,1 km/h	90,3 km/h	90,3 km/h	90,0 km/h	89,7 km/h	89,9 km/h	89,7 km/h	89,1 km/h	87,1 km/h	89,8 km/h	89,8 km/h
Lap 1	0:56,725	0:58,625	1:13,038	1:31,075	0:57,598	0:53,865	0:57,460	0:54,075	0:55,674	0:56,383	0:55,315	0:57,061
Lap 2	0:48,858	0:48,860	0:48,103	0:49,557	0:48,988	0:48,926	0:49,078	0:49,576	0:49,638	0:50,768	0:49,229	0:49,364
Lap 3	0:50,417	0:48,789	0:47,883	0:48,390	0:49,680	0:48,460	0:48,674	0:50,113	0:50,228	0:50,166	0:49,323	0:49,410
Lap 4	0:48,489	0:48,272	0:47,716	0:48,320	0:48,485	0:48,299	0:48,603	0:48,615	0:49,494	0:49,389	0:48,323	0:49,002
Lap 5	1:07,510	1:08,149	0:59,468	0:49,960	1:08,142	1:09,553	1:07,120	1:07,777	1:07,879	1:07,106	1:08,259	1:08,222
Lap 6	13:04,522	13:08,793	13:14,696	13:04,675	13:07,623	13:02,782	13:14,816	13:04,682	13:12,095	13:12,598	13:03,927	13:10,040
Lap 7	1:04,525	0:59,382	0:54,091	0:53,462	1:00,806	1:06,285	0:54,202	1:04,440	0:56,748	0:56,037	1:04,756	0:58,232
Lap 8	0:49,301	0:50,133	0:49,011	0:49,295	0:49,961	0:50,610	0:49,976	0:50,676	0:49,913	0:50,769	0:50,546	0:50,564
Lap 9	0:52,195	0:49,060	0:49,893	0:49,311	0:50,109	0:49,715	0:50,165	0:54,031	0:52,050	0:50,596	0:49,571	0:49,927
Lap 10	0:48,040	0:48,298	0:48,510	0:48,421	0:48,159	0:49,069	0:49,214	0:49,111	0:49,373	0:49,709	0:49,088	0:49,919
Lap 11	0:48,021	0:48,140	0:48,157	0:48,083	0:48,533	0:48,383	0:48,459	0:48,595	0:49,128	0:49,171	0:49,718	0:47,999
Lap 12	0:47,861	0:48,361	0:47,812	0:47,677	0:47,908	0:48,939	0:48,023	0:48,072	0:49,621	0:49,927	0:48,205	0:48,367
Lap 13	0:47,861	0:47,638	0:47,580	0:47,664	0:48,190	0:47,959	0:48,115	0:47,847	0:48,244	0:49,531	0:47,819	0:47,718
Lap 14	0:48,039	0:47,539	0:48,265	0:48,063	0:47,998	0:48,008	0:48,007	0:47,887	0:48,463	0:49,656	0:48,883	
Lap 15	0:47,676	0:47,530	0:47,752	0:47,677	0:49,991	0:48,435	0:47,935	0:47,909	0:48,440	0:49,568	0:47,723	
Lap 16	0:47,397	0:47,598	0:48,751	0:49,585	0:48,468	0:49,701	0:47,872	0:48,016	0:48,077	0:49,535	0:49,647	
Lap 17	0:47,489	0:48,183	0:47,520	0:47,834	0:47,863	0:48,386	0:47,660	0:47,861	0:48,161	0:49,638	0:48,054	
Lap 18	0:48,604	0:48,256	0:47,527	0:47,423	0:48,417	0:49,674	0:48,644	0:48,426	0:48,139	0:49,706	1:24,248	

**R 18 DKM (OK) Race 1**

Strecke / track: 1190

Fahrername Driver	Enders Paul	O'dey Levi	Arnold Felix	Maloney Zane	Kovacs Zsombor	Lehtonen Henri	Mendez Juan Diego	Tabel Kilian	Born Miklas	Pavlicek Matej	Dörr Phil	Tröger Niels
Lap 19	0:47,472	0:47,624	0:47,461	0:47,541	0:47,610	0:47,799	0:47,742	0:47,783	0:48,214	0:50,759	1:01,601	
Lap 20	0:48,001	0:47,973	0:47,441	0:47,647	0:47,695	0:48,294	0:48,383	0:48,029	0:48,269	0:49,359	0:49,114	
Lap 21	0:48,014	0:48,804	0:47,520	0:47,610	0:47,686	0:47,757	0:47,671	0:47,965	0:48,386	0:49,715		

### R 18 DKM (OK) Race 1

Strecke / track: 1190

Fahrername Driver	Busch Bastian	Fritsch Valentino	Van Berlo Glenn	Linty Etienne	Fusen Jan David	Saarijärvi Frans-Emil	Maisch Luca	Ferati Jasin	Skiellerup Oliver	Handsaeme Xavier
schnellste Runde in Runde	0:47,921 Rn. 4	0:47,971 Rn. 4	0:49,778 Rn. 3	0:48,147 Rn. 4	0:50,424 Rn. 2	0:49,849 Rn. 2	1:06,106 Rn. 1			
Speed	89,4 km/h	89,3 km/h	86,1 km/h	89,0 km/h	85,0 km/h	85,9 km/h	64,8 km/h			
Lap 1	0:49,947	0:52,407	0:55,334	0:56,876	0:59,140	0:54,296	1:06,106			
Lap 2	0:49,224	0:49,022	0:49,942	0:50,485	0:50,424	0:49,849				
Lap 3	0:48,867	0:48,304	0:49,778	0:48,966	0:50,794					
Lap 4	0:47,921	0:47,971	0:50,325	0:48,147						
Lap 5	1:12,495	1:11,154	1:07,724	1:08,101						
Lap 6	12:59,056	12:59,322	13:06,290	13:08,296						
Lap 7	1:11,830	1:11,342	1:02,458	1:00,120						
Lap 8	0:50,335	0:50,359	0:54,494							
Lap 9	0:55,588									
Lap 10	0:49,483									
Lap 11	0:49,241									
Lap 12	1:01,670									
Lap 13										
Lap 14										
Lap 15										
Lap 16										
Lap 17										
Lap 18										



## R 18 DKM (OK) Race 1

Strecke / track: 1190

Fahrername Driver	Buus Bastian	Fritsch Valentino	Van Berlo Glenn	Linty Etiemme	Fusen Jan David	Saarijärvi Frans-Emil	Maisch Luca	Ferati Jasin	Skiellerup Oliver	Handsaeme Xavier
Lap 19										
Lap 20										
Lap 21										

**R 18 DKM (OK) Race 1**

Ziel		Sektion 1		Sektion 2		Sektion 3	
Fahrername	Zeit	Fahrername	Zeit	Fahrername	Zeit	Fahrername	Zeit
1 39 Thompson,Harry	0:47,097	16 Volz,Rico	0:17,319	17 Füngeling,Luke	0:15,166	13 Tauscher,Alexander	0:14,524
2 13 Tauscher,Alexander	0:47,195	30 Haverkort,Kas	0:17,321	39 Thompson,Harry	0:15,183	39 Thompson,Harry	0:14,555
3 16 Volz,Rico	0:47,215	18 Rosso,Andrea	0:17,339	16 Volz,Rico	0:15,210	4 Arnold,Felix	0:14,571
4 86 Sasse,Hugo	0:47,248	57 Coluccio,Luigi	0:17,352	13 Tauscher,Alexander	0:15,274	77 Tramnitz,Tim	0:14,579
5 17 Füngeling,Luke	0:47,248	39 Thompson,Harry	0:17,359	18 Rosso,Andrea	0:15,281	86 Sasse,Hugo	0:14,594
6 57 Coluccio,Luigi	0:47,266	86 Sasse,Hugo	0:17,359	86 Sasse,Hugo	0:15,284	18 Rosso,Andrea	0:14,599
7 18 Rosso,Andrea	0:47,307	7 Enders,Paul	0:17,364	57 Coluccio,Luigi	0:15,288	57 Coluccio,Luigi	0:14,608
8 30 Haverkort,Kas	0:47,334	17 Füngeling,Luke	0:17,368	30 Haverkort,Kas	0:15,296	16 Volz,Rico	0:14,609
9 7 Enders,Paul	0:47,397	66 Zug,Marius	0:17,377	42 Maloney,Zane	0:15,314	36 Van Der Helm,Tijmen	0:14,624
10 42 Maloney,Zane	0:47,423	13 Tauscher,Alexander	0:17,378	77 Tramnitz,Tim	0:15,344	17 Füngeling,Luke	0:14,624
11 4 Arnold,Felix	0:47,441	14 Träger,Tim	0:17,391	10 0`dey,Levi	0:15,361	66 Zug,Marius	0:14,629
12 77 Tramnitz,Tim	0:47,443	36 Van Der Helm,Tijmen	0:17,395	4 Arnold,Felix	0:15,370	7 Enders,Paul	0:14,633
13 66 Zug,Marius	0:47,487	10 0`dey,Levi	0:17,406	66 Zug,Marius	0:15,383	42 Maloney,Zane	0:14,634
14 10 0`dey,Levi	0:47,530	42 Maloney,Zane	0:17,408	36 Van Der Helm,Tijmen	0:15,389	30 Haverkort,Kas	0:14,640
15 14 Träger,Tim	0:47,542	71 Tabel,Kilian	0:17,419	14 Träger,Tim	0:15,397	9 Mendez,Juan Diego	0:14,657
16 36 Van Der Helm,Tijmen	0:47,547	77 Tramnitz,Tim	0:17,429	7 Enders,Paul	0:15,400	14 Träger,Tim	0:14,663
17 50 Kovacs,Zsombor	0:47,610	50 Kovacs,Zsombor	0:17,437	50 Kovacs,Zsombor	0:15,408	71 Tabel,Kilian	0:14,669
18 9 Mendez,Juan Diego	0:47,660	4 Arnold,Felix	0:17,439	9 Mendez,Juan Diego	0:15,424	50 Kovacs,Zsombor	0:14,673
19 19 Träger,Niels	0:47,718	32 Dörr,Phil	0:17,456	19 Träger,Niels	0:15,439	10 0`dey,Levi	0:14,709
20 32 Dörr,Phil	0:47,723	9 Mendez,Juan Diego	0:17,491	54 Lehtonen,Henri	0:15,463	54 Lehtonen,Henri	0:14,715
21 54 Lehtonen,Henri	0:47,757	19 Träger,Niels	0:17,533	71 Tabel,Kilian	0:15,469	32 Dörr,Phil	0:14,734
22 71 Tabel,Kilian	0:47,783	54 Lehtonen,Henri	0:17,568	32 Dörr,Phil	0:15,513	19 Träger,Niels	0:14,745
23 38 Buus,Bastian	0:47,921	22 Fritsch,Valentino	0:17,582	38 Buus,Bastian	0:15,543	38 Buus,Bastian	0:14,779
24 22 Fritsch,Valentino	0:47,971	38 Buus,Bastian	0:17,599	27 Born,Miklas	0:15,550	20 Linty,Etienne	0:14,806
25 27 Born,Miklas	0:48,077	27 Born,Miklas	0:17,682	22 Fritsch,Valentino	0:15,574	22 Fritsch,Valentino	0:14,815
26 20 Linty,Etienne	0:48,147	20 Linty,Etienne	0:17,724	20 Linty,Etienne	0:15,617	27 Born,Miklas	0:14,828
27 24 Pavlicek,Matej	0:49,171	49 Van Berlo,Glenn	0:17,991	24 Pavlicek,Matej	0:15,889	24 Pavlicek,Matej	0:15,111
28 49 Van Berlo,Glenn	0:49,778	24 Pavlicek,Matej	0:18,056	40 Fusen,Jan David	0:15,956	34 Saarijärvi,Frans-Emil	0:15,287
29 34 Saarijärvi,Frans-Emil	0:49,849	40 Fusen,Jan David	0:18,196	49 Van Berlo,Glenn	0:16,118	49 Van Berlo,Glenn	0:15,540
30 40 Fusen,Jan David	0:50,424	34 Saarijärvi,Frans-Emil	0:18,215	34 Saarijärvi,Frans-Emil	0:16,347	40 Fusen,Jan David	0:15,594
31 15 Maisch,Luca	1:06,106	11 Ferati,Janin	0:19,577	15 Maisch,Luca	0:19,645	15 Maisch,Luca	0:25,867
32 11 Ferati,Janin		58 Handsaeme,Xavier	0:19,872	11 Ferati,Janin		11 Ferati,Janin	
33 29 Skjellerup,Oliver		15 Maisch,Luca	0:20,594	29 Skjellerup,Oliver		29 Skjellerup,Oliver	
34 58 Handsaeme,Xavier		29 Skjellerup,Oliver	0:20,918	58 Handsaeme,Xavier		58 Handsaeme,Xavier	

### R 18 DKM (OK) Race 1

#### Die schnellsten Zeiten

Ort	Nr. Fahrername	Zeit	Streckenl.	Ø Speed
Ziel	39 Thompson,Harry	0:47,097	1190 m	91,0 km/h
Sektion 1	16 Volz,Rico	0:17,319	452 m	94,0 km/h
Sektion 2	17 Füngeling,Luke	0:15,166	368 m	87,4 km/h
Sektion 3	13 Tauscher,Alexander	0:14,524	370 m	91,7 km/h

	Snr.39 Thompson,Harry GBR Ricky Flynn Motorsport		Snr.57 Coluccio,Luigi ITA BIREL ART RACING KSW		Snr.30 Haverkort,Kas NLD Zanardi Racing Team		Snr.13 Tauscher,Alexander DEU Lanari Racing Team		Snr.86 Sasse,Hugo DEU TB Racing Team											
	theoretisch mögliche Bestzeit	0:47,097	theoretisch mögliche Bestzeit	0:47,248	theoretisch mögliche Bestzeit	0:47,257	theoretisch mögliche Bestzeit	0:47,176	theoretisch mögliche Bestzeit	0:47,237										
best	0:47,097	0:17,359	0:15,183	0:14,555	0:47,266	0:17,352	0:15,288	0:14,608	0:47,334	0:17,321	0:15,296	0:14,640	0:47,195	0:17,378	0:15,274	0:14,524	0:47,248	0:17,359	0:15,284	0:14,594
Runde 1	0:48,215	0:17,872	0:15,481	0:14,862	0:49,474	0:18,045	0:16,145	0:15,284	0:49,499	0:18,192	0:15,787	0:15,520	0:55,420	0:20,160	0:19,669	0:15,591	0:50,026	0:18,290	0:16,154	0:15,582
Runde 2	0:49,115	0:17,884	0:16,051	0:15,180	0:49,761	0:18,331	0:16,168	0:15,262	0:49,229	0:18,054	0:15,909	0:15,266	0:49,297	0:18,361	0:16,050	0:14,886	0:49,213	0:17,946	0:15,913	0:15,354
Runde 3	0:48,424	0:17,881	0:15,709	0:14,834	0:49,026	0:18,006	0:16,112	0:14,908	0:48,535	0:17,834	0:15,747	0:14,954	0:48,874	0:17,920	0:16,096	0:14,858	0:48,429	0:17,794	0:15,876	0:14,759
Runde 4	0:48,062	0:17,766	0:15,539	0:14,757	0:47,753	0:17,593	0:15,442	0:14,718	0:47,952	0:17,596	0:15,562	0:14,794	0:47,943	0:17,669	0:15,592	0:14,682	0:47,910	0:17,558	0:15,583	0:14,769
Runde 5	1:13,058	0:27,310	0:25,004	0:20,744	1:12,533	0:26,612	0:24,871	0:21,050	1:12,101	0:26,114	0:24,983	0:21,004	1:08,456	0:22,549	0:24,333	0:21,574	1:12,450	0:26,596	0:24,741	0:21,113
Runde 6	12:54,537	0:25,995	0:19,263	12:09,279	12:58,547	0:25,907	0:19,361	12:13,279	12:56,307	0:25,725	0:19,320	12:11,262	13:04,077	0:25,805	0:19,642	12:18,630	12:58,173	0:25,942	0:19,258	12:12,973
Runde 7	1:17,618	0:26,336	0:24,826	0:26,456	1:12,510	0:23,778	0:23,130	0:25,602	1:15,473	0:24,269	0:25,007	0:26,197	1:04,768	0:19,914	0:20,876	0:23,978	1:13,142	0:24,077	0:23,173	0:25,892
Runde 8	0:50,112	0:18,488	0:16,143	0:15,481	0:49,936	0:18,542	0:15,984	0:15,410	0:50,074	0:18,135	0:16,391	0:15,548	0:49,741	0:18,535	0:15,933	0:15,273	0:50,486	0:18,319	0:16,443	0:15,724
Runde 9	0:49,155	0:18,107	0:15,938	0:15,110	0:48,944	0:18,085	0:15,793	0:15,066	0:49,079	0:18,052	0:15,931	0:15,096	0:48,601	0:17,959	0:15,722	0:14,920	0:49,034	0:18,241	0:15,823	0:14,970
Runde 10	0:48,488	0:17,910	0:15,646	0:14,932	0:48,538	0:18,001	0:15,669	0:14,868	0:48,538	0:17,982	0:15,635	0:14,921	0:48,874	0:17,880	0:16,195	0:14,799	0:48,482	0:18,164	0:15,554	0:14,764
Runde 11	0:47,963	0:17,808	0:15,430	0:14,725	0:48,242	0:17,884	0:15,497	0:14,861	0:48,967	0:17,864	0:15,491	0:15,612	0:47,760	0:17,581	0:15,476	0:14,703	0:48,221	0:17,691	0:15,621	0:14,909
Runde 12	0:47,635	0:17,641	0:15,338	0:14,656	0:47,569	0:17,490	0:15,360	0:14,719	0:47,793	0:17,670	0:15,466	0:14,657	0:47,857	0:17,584	0:15,548	0:14,725	0:47,755	0:17,579	0:15,500	0:14,676
Runde 13	0:47,349	0:17,394	0:15,335	0:14,620	0:47,616	0:17,490	0:15,407	0:14,719	0:47,794	0:17,711	0:15,431	0:14,652	0:47,686	0:17,512	0:15,582	0:14,592	0:48,140	0:18,018	0:15,493	0:14,629
Runde 14	0:47,097	0:17,359	0:15,183	0:14,555	0:47,369	0:17,379	0:15,328	0:14,662	0:47,489	0:17,458	0:15,321	0:14,710	0:47,452	0:17,378	0:15,429	0:14,645	0:47,629	0:17,448	0:15,495	0:14,686
Runde 15	0:47,424	0:17,445	0:15,363	0:14,616	0:47,379	0:17,381	0:15,370	0:14,628	0:47,717	0:17,440	0:15,420	0:14,857	0:47,584	0:17,426	0:15,392	0:14,766	0:47,888	0:17,370	0:15,432	0:15,086
Runde 16	0:47,385	0:17,409	0:15,312	0:14,664	0:47,399	0:17,352	0:15,389	0:14,658	0:47,334	0:17,321	0:15,310	0:14,703	0:47,553	0:17,660	0:15,321	0:14,572	0:47,848	0:17,855	0:15,369	0:14,624
Runde 17	0:47,375	0:17,440	0:15,292	0:14,643	0:47,337	0:17,392	0:15,328	0:14,617	0:47,413	0:17,436	0:15,327	0:14,650	0:47,273	0:17,422	0:15,284	0:14,567	0:47,378	0:17,426	0:15,358	0:14,594
Runde 18	0:47,296	0:17,444	0:15,296	0:14,556	0:47,266	0:17,370	0:15,288	0:14,608	0:47,364	0:17,428	0:15,296	0:14,640	0:47,195	0:17,397	0:15,274	0:14,524	0:47,248	0:17,359	0:15,284	0:14,605
Runde 19	0:47,792	0:17,554	0:15,347	0:14,891	0:47,682	0:17,510	0:15,404	0:14,768	0:47,353	0:17,338	0:15,361	0:14,654	0:47,294	0:17,412	0:15,301	0:14,581	0:47,478	0:17,463	0:15,376	0:14,639
Runde 20	0:47,546	0:17,561	0:15,377	0:14,608	0:47,331	0:17,379	0:15,328	0:14,624	0:47,504	0:17,523	0:15,316	0:14,665	0:47,421	0:17,496	0:15,342	0:14,583	0:47,484	0:17,415	0:15,374	0:14,695
Runde 21	0:47,630	0:17,505	0:15,442	0:14,683	0:49,144	0:17,387	0:15,303	0:16,454	0:48,170	0:17,513	0:15,383	0:15,274	0:48,492	0:17,525	0:15,393	0:15,574	0:47,634	0:17,409	0:15,389	0:14,836

### R 18 DKM (OK) Race 1

Die schnellsten Zeiten

Ort	Nr. Fahrername	Zeit	Streckenl.	ø Speed
Ziel	39 Thompson,Harry	0:47,097	1190 m	91,0 km/h
Sektion 1	16 Volz,Rico	0:17,319	452 m	94,0 km/h
Sektion 2	17 Füngeling,Luke	0:15,166	368 m	87,4 km/h
Sektion 3	13 Tauscher,Alexander	0:14,524	370 m	91,7 km/h

	Snr.36 Van Der Helm,Tijmen NLD		Snr.18 Rosso,Andrea ITA		Snr.77 Tramnitz,Tim DEU		Snr.66 Zug,Marius DEU		Snr.17 Füngeling,Luke DEU			
	KSM Schumacher Racing Team		CRG Holland		KSM Schumacher Racing Team		TB Racing Team		Valier Motorsport			
	theoretisch mögliche Bestzeit 0:47,408		theoretisch mögliche Bestzeit 0:47,219		theoretisch mögliche Bestzeit 0:47,352		theoretisch mögliche Bestzeit 0:47,389		theoretisch mögliche Bestzeit 0:47,158			
best	Ziel	Sektion 3	Ziel	Sektion 2	Sektion 3	Ziel	Sektion 2	Sektion 3	Ziel	Sektion 1	Sektion 2	Sektion 3
Runde 1	0:47,547	0:17,395	0:15,389	0:14,624	0:47,547	0:17,395	0:15,389	0:14,624	0:47,547	0:17,395	0:15,389	0:14,624
Runde 2	0:47,547	0:17,395	0:15,389	0:14,624	0:47,547	0:17,395	0:15,389	0:14,624	0:47,547	0:17,395	0:15,389	0:14,624
Runde 3	0:47,547	0:17,395	0:15,389	0:14,624	0:47,547	0:17,395	0:15,389	0:14,624	0:47,547	0:17,395	0:15,389	0:14,624
Runde 4	0:47,547	0:17,395	0:15,389	0:14,624	0:47,547	0:17,395	0:15,389	0:14,624	0:47,547	0:17,395	0:15,389	0:14,624
Runde 5	0:47,547	0:17,395	0:15,389	0:14,624	0:47,547	0:17,395	0:15,389	0:14,624	0:47,547	0:17,395	0:15,389	0:14,624
Runde 6	0:47,547	0:17,395	0:15,389	0:14,624	0:47,547	0:17,395	0:15,389	0:14,624	0:47,547	0:17,395	0:15,389	0:14,624
Runde 7	0:47,547	0:17,395	0:15,389	0:14,624	0:47,547	0:17,395	0:15,389	0:14,624	0:47,547	0:17,395	0:15,389	0:14,624
Runde 8	0:47,547	0:17,395	0:15,389	0:14,624	0:47,547	0:17,395	0:15,389	0:14,624	0:47,547	0:17,395	0:15,389	0:14,624
Runde 9	0:47,547	0:17,395	0:15,389	0:14,624	0:47,547	0:17,395	0:15,389	0:14,624	0:47,547	0:17,395	0:15,389	0:14,624
Runde 10	0:47,547	0:17,395	0:15,389	0:14,624	0:47,547	0:17,395	0:15,389	0:14,624	0:47,547	0:17,395	0:15,389	0:14,624
Runde 11	0:47,547	0:17,395	0:15,389	0:14,624	0:47,547	0:17,395	0:15,389	0:14,624	0:47,547	0:17,395	0:15,389	0:14,624
Runde 12	0:47,547	0:17,395	0:15,389	0:14,624	0:47,547	0:17,395	0:15,389	0:14,624	0:47,547	0:17,395	0:15,389	0:14,624
Runde 13	0:47,547	0:17,395	0:15,389	0:14,624	0:47,547	0:17,395	0:15,389	0:14,624	0:47,547	0:17,395	0:15,389	0:14,624
Runde 14	0:47,547	0:17,395	0:15,389	0:14,624	0:47,547	0:17,395	0:15,389	0:14,624	0:47,547	0:17,395	0:15,389	0:14,624
Runde 15	0:47,547	0:17,395	0:15,389	0:14,624	0:47,547	0:17,395	0:15,389	0:14,624	0:47,547	0:17,395	0:15,389	0:14,624
Runde 16	0:47,547	0:17,395	0:15,389	0:14,624	0:47,547	0:17,395	0:15,389	0:14,624	0:47,547	0:17,395	0:15,389	0:14,624
Runde 17	0:47,547	0:17,395	0:15,389	0:14,624	0:47,547	0:17,395	0:15,389	0:14,624	0:47,547	0:17,395	0:15,389	0:14,624
Runde 18	0:47,547	0:17,395	0:15,389	0:14,624	0:47,547	0:17,395	0:15,389	0:14,624	0:47,547	0:17,395	0:15,389	0:14,624
Runde 19	0:47,547	0:17,395	0:15,389	0:14,624	0:47,547	0:17,395	0:15,389	0:14,624	0:47,547	0:17,395	0:15,389	0:14,624
Runde 20	0:47,547	0:17,395	0:15,389	0:14,624	0:47,547	0:17,395	0:15,389	0:14,624	0:47,547	0:17,395	0:15,389	0:14,624
Runde 21	0:47,547	0:17,395	0:15,389	0:14,624	0:47,547	0:17,395	0:15,389	0:14,624	0:47,547	0:17,395	0:15,389	0:14,624

### R 18 DKM (OK) Race 1

Die schnellsten Zeiten

Ort	Nr. Fahrername	Zeit	Streckenl.	ø Speed
Ziel	39 Thompson,Harry	0:47,097	1190 m	91,0 km/h
Sektion 1	16 Volz,Rico	0:17,319	452 m	94,0 km/h
Sektion 2	17 Füngeling,Luke	0:15,166	368 m	87,4 km/h
Sektion 3	13 Tauscher,Alexander	0:14,524	370 m	91,7 km/h

	Schnr.14 Tröger,Tim DEU		Schnr.16 Volz,Rico DEU		Schnr.7 Enders,Paul DEU		Schnr.10 O'dey,Levi DEU		Schnr.4 Arnold,Felix DEU	
	theoretisch mögliche Bestzeit	Ziel	theoretisch mögliche Bestzeit	Ziel	theoretisch mögliche Bestzeit	Ziel	theoretisch mögliche Bestzeit	Ziel	theoretisch mögliche Bestzeit	Ziel
best	0:47,542	0:17,391	0:15,397	0:14,663	0:47,397	0:17,364	0:15,400	0:14,633	0:47,441	0:17,439
Runde 1	0:53,265	0:20,290	0:17,676	0:15,299	0:59,508	0:20,056	0:23,160	0:16,292	1:13,038	0:19,402
Runde 2	0:48,715	0:18,033	0:15,677	0:15,005	0:49,498	0:18,039	0:16,257	0:15,202	0:48,103	0:17,619
Runde 3	0:48,154	0:17,711	0:15,595	0:14,848	0:49,283	0:18,100	0:16,105	0:15,078	0:47,883	0:17,609
Runde 4	0:47,884	0:17,563	0:15,500	0:14,821	0:48,264	0:17,702	0:15,629	0:14,933	0:47,716	0:17,529
Runde 5	1:10,496	0:24,516	0:25,105	0:20,875	1:07,999	0:23,620	0:24,584	0:19,795	0:59,468	0:17,805
Runde 6	13:00,235	0:26,127	0:19,306	12:14,802	13:11,902	0:27,031	0:20,822	12:24,049	13:14,696	0:28,024
Runde 7	1:09,984	0:21,882	0:23,179	0:24,923	0:56,538	0:19,752	0:16,390	0:20,396	0:54,091	0:22,027
Runde 8	0:49,809	0:18,489	0:15,945	0:15,375	0:50,475	0:18,283	0:16,491	0:15,701	0:49,011	0:17,834
Runde 9	0:48,964	0:18,128	0:15,737	0:15,099	0:49,774	0:18,059	0:16,306	0:15,409	0:49,893	0:18,279
Runde 10	0:48,370	0:17,803	0:15,695	0:14,872	0:48,123	0:17,789	0:15,532	0:14,802	0:48,510	0:17,978
Runde 11	0:48,403	0:17,830	0:15,614	0:14,959	0:47,797	0:17,545	0:15,471	0:14,781	0:48,157	0:17,900
Runde 12	0:47,713	0:17,544	0:15,423	0:14,746	0:48,242	0:17,478	0:15,757	0:15,007	0:47,812	0:17,567
Runde 13	0:47,653	0:17,463	0:15,437	0:14,753	0:47,654	0:17,448	0:15,486	0:14,720	0:47,580	0:17,449
Runde 14	0:47,665	0:17,509	0:15,426	0:14,730	0:47,739	0:17,594	0:15,439	0:14,706	0:48,265	0:17,674
Runde 15	0:48,381	0:17,536	0:15,404	0:15,441	0:47,969	0:17,809	0:15,454	0:14,706	0:47,752	0:17,486
Runde 16	0:48,601	0:18,457	0:15,419	0:14,725	0:47,353	0:17,442	0:15,302	0:14,609	0:48,751	0:17,439
Runde 17	0:47,542	0:17,391	0:15,424	0:14,727	0:47,215	0:17,319	0:15,215	0:14,681	0:47,520	0:17,471
Runde 18	0:48,503	0:17,456	0:15,672	0:15,375	0:48,402	0:17,925	0:15,652	0:14,825	0:47,527	0:17,526
Runde 19	0:47,866	0:17,787	0:15,397	0:14,682	0:47,501	0:17,533	0:15,321	0:14,647	0:47,461	0:17,478
Runde 20	0:47,950	0:17,879	0:15,408	0:14,663	0:47,338	0:17,405	0:15,312	0:14,621	0:47,441	0:17,441
Runde 21	0:49,295	0:18,046	0:15,734	0:15,515	0:47,387	0:17,493	0:15,210	0:14,684	0:47,520	0:17,478

**R 18 DKM (OK) Race 1**

Die schnellsten Zeiten

Ort	Nr. Fahrername	Zeit	Streckenl.	ø Speed
Ziel	39 Thompson,Harry	0:47,097	1190 m	91,0 km/h
Sektion 1	16 Volz,Rico	0:17,319	452 m	94,0 km/h
Sektion 2	17 Füngeling,Luke	0:15,166	368 m	87,4 km/h
Sektion 3	13 Tauscher,Alexander	0:14,524	370 m	91,7 km/h

	Sitr.42 Maloney,Zane BRB Ricky Flynn Motorsport		Sitr.50 Kovacs,Zsombor HUN KMS EUROPE KFT.		Sitr.54 Lehtonen,Henri FIN KOSKI MOTORSPORT		Sitr.9 Mendez,Juan Diego PAN EMILIA KART SRL		Sitr.71 Tabel,Kilian DEU TB Racing Team											
	theoretisch mögliche Bestzeit	Ziel	theoretisch mögliche Bestzeit	Ziel	theoretisch mögliche Bestzeit	Ziel	theoretisch mögliche Bestzeit	Ziel	theoretisch mögliche Bestzeit	Ziel										
best	0:47,423	0:17,408	0:15,314	0:14,634	0:47,610	0:17,437	0:15,408	0:14,673	0:47,757	0:17,568	0:15,463	0:14,715	0:47,660	0:17,491	0:15,424	0:14,657	0:47,783	0:17,419	0:15,469	0:14,669
Runde 1	1:31,075	0:18,927	0:15,053	0:17,095	0:57,598	0:20,378	0:21,231	0:15,989	0:53,865	0:20,099	0:18,463	0:15,303	0:54,075	0:19,951	0:18,391	0:15,733	0:54,075	0:19,951	0:18,391	0:15,733
Runde 2	0:49,557	0:18,492	0:15,938	0:15,127	0:48,988	0:18,200	0:15,706	0:15,082	0:48,926	0:17,903	0:15,939	0:15,084	0:49,078	0:18,189	0:15,936	0:14,953	0:49,576	0:18,307	0:16,120	0:15,149
Runde 3	0:48,390	0:17,777	0:15,731	0:14,882	0:49,680	0:17,693	0:16,630	0:15,357	0:48,460	0:17,940	0:15,658	0:14,862	0:48,674	0:17,905	0:15,782	0:14,987	0:50,113	0:18,769	0:16,342	0:15,002
Runde 4	0:48,320	0:17,753	0:15,658	0:14,909	0:48,485	0:17,655	0:15,689	0:15,141	0:48,299	0:17,803	0:15,632	0:14,864	0:48,603	0:17,806	0:15,860	0:14,937	0:48,615	0:17,761	0:15,935	0:14,919
Runde 5	0:49,960	0:18,262	0:16,216	0:15,482	1:08,142	0:23,128	0:24,376	0:20,638	1:09,553	0:23,832	0:24,264	0:21,457	1:07,120	0:23,340	0:23,884	0:19,896	1:07,777	0:21,881	0:24,316	0:21,580
Runde 6	13:04,675	0:19,096	0:19,204	12:26,375	13:07,623	0:26,291	0:20,478	12:20,854	13:02,782	0:25,668	0:19,374	12:17,740	13:14,816	0:27,703	0:20,839	12:26,274	13:04,682	0:25,976	0:19,639	12:19,067
Runde 7	0:53,462	0:21,557	0:15,926	0:15,979	1:00,806	0:19,387	0:18,661	0:22,758	1:06,285	0:20,774	0:21,317	0:24,194	0:54,202	0:21,913	0:15,950	0:16,339	1:04,440	0:20,125	0:20,321	0:23,994
Runde 8	0:49,295	0:17,990	0:15,860	0:15,445	0:49,961	0:18,308	0:16,045	0:15,608	0:50,610	0:18,962	0:15,857	0:15,791	0:49,976	0:18,519	0:16,069	0:15,388	0:50,676	0:18,618	0:16,440	0:15,618
Runde 9	0:49,311	0:17,903	0:16,310	0:15,098	0:50,109	0:18,738	0:16,339	0:15,032	0:49,715	0:18,900	0:15,796	0:15,019	0:50,165	0:18,208	0:16,546	0:15,411	0:54,031	0:18,508	0:19,634	0:15,889
Runde 10	0:48,421	0:17,905	0:15,662	0:14,854	0:48,159	0:17,659	0:15,658	0:14,842	0:49,069	0:18,127	0:15,862	0:15,080	0:49,214	0:18,193	0:15,950	0:15,071	0:49,111	0:17,997	0:15,817	0:15,297
Runde 11	0:48,083	0:17,851	0:15,463	0:14,769	0:48,533	0:17,937	0:15,682	0:14,914	0:48,383	0:17,931	0:15,592	0:14,860	0:48,459	0:17,988	0:15,647	0:14,824	0:48,595	0:17,773	0:15,853	0:14,969
Runde 12	0:47,677	0:17,578	0:15,380	0:14,719	0:47,908	0:17,516	0:15,551	0:14,841	0:48,939	0:17,984	0:15,597	0:15,358	0:48,023	0:17,644	0:15,540	0:14,839	0:48,072	0:17,683	0:15,588	0:14,801
Runde 13	0:47,664	0:17,519	0:15,364	0:14,781	0:48,190	0:17,967	0:15,459	0:14,764	0:47,959	0:17,674	0:15,463	0:14,822	0:48,115	0:17,693	0:15,652	0:14,770	0:47,847	0:17,491	0:15,610	0:14,746
Runde 14	0:48,063	0:17,886	0:15,440	0:14,737	0:47,998	0:17,692	0:15,633	0:14,673	0:48,008	0:17,738	0:15,524	0:14,746	0:48,007	0:17,617	0:15,588	0:14,802	0:47,887	0:17,630	0:15,523	0:14,734
Runde 15	0:47,677	0:17,459	0:15,550	0:14,668	0:49,991	0:18,026	0:16,997	0:14,968	0:48,435	0:17,809	0:15,820	0:14,806	0:47,935	0:17,491	0:15,646	0:14,798	0:47,909	0:17,596	0:15,541	0:14,772
Runde 16	0:49,585	0:17,578	0:16,795	0:15,212	0:48,468	0:17,497	0:15,777	0:15,194	0:49,701	0:18,054	0:16,661	0:14,986	0:47,872	0:17,502	0:15,474	0:14,896	0:48,016	0:17,540	0:15,663	0:14,813
Runde 17	0:47,884	0:17,679	0:15,397	0:14,758	0:47,863	0:17,586	0:15,445	0:14,832	0:48,386	0:17,861	0:15,513	0:15,012	0:47,660	0:17,532	0:15,424	0:14,704	0:47,861	0:17,549	0:15,579	0:14,733
Runde 18	0:47,423	0:17,408	0:15,381	0:14,634	0:48,417	0:18,160	0:15,497	0:14,760	0:49,674	0:18,337	0:16,612	0:14,725	0:48,644	0:17,663	0:16,288	0:14,693	0:48,426	0:17,419	0:16,148	0:14,859
Runde 19	0:47,541	0:17,497	0:15,314	0:14,730	0:47,610	0:17,437	0:15,446	0:14,727	0:47,799	0:17,568	0:15,475	0:14,756	0:47,742	0:17,543	0:15,491	0:14,708	0:47,783	0:17,588	0:15,526	0:14,669
Runde 20	0:47,647	0:17,433	0:15,471	0:14,743	0:47,695	0:17,453	0:15,550	0:14,692	0:48,294	0:17,621	0:15,561	0:15,112	0:48,383	0:17,552	0:15,545	0:15,286	0:48,029	0:17,632	0:15,469	0:14,928
Runde 21	0:47,610	0:17,505	0:15,388	0:14,717	0:47,686	0:17,519	0:15,408	0:14,759	0:47,757	0:17,573	0:15,469	0:14,715	0:47,671	0:17,514	0:15,500	0:14,657	0:47,965	0:17,565	0:15,693	0:14,707

# DEUTSCHE KART-MEISTERSCHAFTEN 2018

11-13 / 05 / 2018

DMSB-Reglir 120-2018

## R 18 DKM (OK) Race 1

Die schnellsten Zeiten

Ort	Nr. Fahrername	Zeit	Streckenl.	ø Speed
Ziel	39 Thompson,Harry	0:47,097	1190 m	91,0 km/h
Sektion 1	16 Volz,Rico	0:17,319	452 m	94,0 km/h
Sektion 2	17 Füngeling,Luke	0:15,166	368 m	87,4 km/h
Sektion 3	13 Tauscher,Alexander	0:14,524	370 m	91,7 km/h

	Snr.27 Born,Miklas CHE Innovative Competition		Snr.24 Pavlicek,Matěj CZE PRAGA VMS RACING		Snr.32 Dörr,Phil DEU TB Racing Team		Snr.19 Tröger,Niels DEU RTG Kartsport		Snr.38 Buus,Bastian DNK RS Competition	
	theoretisch mögliche Bestzeit	Bestzeit	theoretisch mögliche Bestzeit	Bestzeit	theoretisch mögliche Bestzeit	Bestzeit	theoretisch mögliche Bestzeit	Bestzeit	theoretisch mögliche Bestzeit	Bestzeit
best	0:48,077	0:15,550	0:49,171	0:15,889	0:47,723	0:15,513	0:47,718	0:15,439	0:47,921	0:15,543
Runde 1	0:55,674	0:18,952	0:50,383	0:19,250	0:55,315	0:19,317	0:57,061	0:19,658	0:49,947	0:18,928
Runde 2	0:49,638	0:16,117	0:50,768	0:16,742	0:49,229	0:18,033	0:49,364	0:18,389	0:49,224	0:17,986
Runde 3	0:50,228	0:16,110	0:50,166	0:16,439	0:49,323	0:18,217	0:49,410	0:17,804	0:48,867	0:17,831
Runde 4	0:49,494	0:16,274	0:49,389	0:16,000	0:48,323	0:17,765	0:49,002	0:18,299	0:47,921	0:17,599
Runde 5	1:07,879	0:23,703	1:07,106	0:23,138	1:08,259	0:22,301	1:08,222	0:23,525	1:12,495	0:26,533
Runde 6	13:12,095	0:27,282	13:12,598	0:27,435	13:03,927	0:25,771	13:10,040	0:26,695	12:59,056	0:26,068
Runde 7	0:56,748	0:20,038	0:56,037	0:19,845	1:04,756	0:20,156	0:58,232	0:19,467	1:11,830	0:23,369
Runde 8	0:49,913	0:16,142	0:50,769	0:18,487	0:50,546	0:18,819	0:50,564	0:18,534	0:50,335	0:18,542
Runde 9	0:52,050	0:18,761	0:50,596	0:16,623	0:49,571	0:18,751	0:49,927	0:18,122	0:55,588	0:22,240
Runde 10	0:49,373	0:18,358	0:49,709	0:16,076	0:49,088	0:17,761	0:49,919	0:18,699	0:49,483	0:18,195
Runde 11	0:49,128	0:18,182	0:49,171	0:18,171	0:49,718	0:18,556	0:47,999	0:17,721	0:49,241	0:18,248
Runde 12	0:49,621	0:18,551	0:49,927	0:18,494	0:48,205	0:17,606	0:48,367	0:17,536	1:01,670	0:20,072
Runde 13	0:48,244	0:17,771	0:49,531	0:18,214	0:47,819	0:17,528	0:47,718	0:17,533	0:49,241	0:18,248
Runde 14	0:48,463	0:17,863	0:49,656	0:18,237	0:48,883	0:18,551	0:47,718	0:17,533	0:49,241	0:18,248
Runde 15	0:48,440	0:17,837	0:49,568	0:18,069	0:47,723	0:17,456	0:47,718	0:17,533	0:49,241	0:18,248
Runde 16	0:48,077	0:17,682	0:49,535	0:18,229	0:49,647	0:17,466	0:47,718	0:17,533	0:49,241	0:18,248
Runde 17	0:48,161	0:17,724	0:49,638	0:18,263	0:48,054	0:17,623	0:47,718	0:17,533	0:49,241	0:18,248
Runde 18	0:48,139	0:17,710	0:49,706	0:18,213	1:24,248	0:17,983	0:47,718	0:17,533	0:49,241	0:18,248
Runde 19	0:48,214	0:17,759	0:50,759	0:19,057	1:01,601	0:23,868	0:47,718	0:17,533	0:49,241	0:18,248
Runde 20	0:48,269	0:17,794	0:49,359	0:18,179	0:49,114	0:18,587	0:47,718	0:17,533	0:49,241	0:18,248
Runde 21	0:48,386	0:17,951	0:49,715	0:18,164	0:49,114	0:18,587	0:47,718	0:17,533	0:49,241	0:18,248

R 18 DKM (OK) Race 1

Die schnellsten Zeiten

Ort	Nr. Fahrername	Zeit	Streckenl.	ø Speed
Ziel	39 Thompson,Harry	0:47,097	1190 m	91,0 km/h
Sektion 1	16 Volz,Rico	0:17,319	452 m	94,0 km/h
Sektion 2	17 Füngeling,Luke	0:15,166	368 m	87,4 km/h
Sektion 3	13 Tauscher,Alexander	0:14,524	370 m	91,7 km/h

	Smr.22 Fritsch,Valentino DEU BIREL ART RACING KSW	Smr.49 Van Berlo,Glenn NLD Lennox Racing Team	Smr.20 Limty,Erienne ITA EMILIA KART SRL	Smr.40 Fusen,Jan David DEU Solgat Motorsport	Smr.34 Saarijervi,Frans-Emil FIN KOSKI MOTORSPOORT
best	theoretisch mögliche Bestzeit 0:47,971 Ziel Sektion 1 0:17,582 0:15,574 0:14,815	theoretisch mögliche Bestzeit 0:49,649 Ziel Sektion 1 0:17,991 0:16,118 0:15,540	theoretisch mögliche Bestzeit 0:48,147 Ziel Sektion 1 0:17,724 0:15,617 0:14,806	theoretisch mögliche Bestzeit 0:49,746 Ziel Sektion 1 0:18,196 0:15,956 0:15,594	theoretisch mögliche Bestzeit 0:49,849 Ziel Sektion 1 0:18,215 0:16,347 0:15,287
Runde 1	0:52,407 0:19,038 0:17,670 0:15,699	0:55,334 0:19,652 0:19,555 0:16,127	0:56,876 0:20,460 0:20,079 0:16,337	0:59,140 0:20,685 0:22,028 0:16,427	0:54,296 0:20,189 0:18,214 0:15,893
Runde 2	0:49,022 0:18,074 0:15,842 0:15,106	0:49,942 0:18,204 0:16,118 0:15,620	0:50,485 0:19,095 0:15,923 0:15,467	0:50,424 0:18,469 0:16,361 0:15,594	0:49,849 0:18,215 0:16,347 0:15,287
Runde 3	0:48,304 0:17,728 0:15,645 0:14,931	0:49,778 0:17,991 0:16,177 0:15,610	0:48,966 0:17,968 0:15,754 0:15,244	0:50,794 0:18,196 0:15,956 0:16,642	
Runde 4	0:47,971 0:17,582 0:15,574 0:14,815	0:50,325 0:18,198 0:16,587 0:15,540	0:48,147 0:17,724 0:15,617 0:14,806		
Runde 5	1:11,154 0:25,164 0:25,028 0:20,962	1:07,724 0:22,570 0:24,568 0:20,586	1:08,101 0:23,221 0:24,275 0:20,605		
Runde 6	12:59,322 0:26,027 0:19,110 12:14,185	13:06,290 0:26,228 0:20,205 12:19,857	13:08,296 0:26,437 0:21,086 12:20,773		
Runde 7	1:11,342 0:22,976 0:23,125 0:25,241	1:02,458 0:20,060 0:19,066 0:23,332	1:00,120 0:19,888 0:17,867 0:22,365		
Runde 8	0:50,359 0:18,931 0:15,992 0:15,436	0:54,494 0:18,908 0:18,517 0:17,069	0:18,876		
Runde 9					



**R 18 DKM (OK) Race 1**

## Die schnellsten Zeiten

Ort	Nr. Fahrername	Zeit	Streckenl.	Ø Speed
Ziel	39 Thompson,Harry	0:47,097	1190 m	91,0 km/h
Sektion 1	16 Volz,Rico	0:17,319	452 m	94,0 km/h
Sektion 2	17 Füngling,Luke	0:15,166	368 m	87,4 km/h
Sektion 3	13 Tauscher,Alexander	0:14,524	370 m	91,7 km/h

best	Smr.15 Matisch, Luca DEU TB Racing Team	theoretisch mögliche Bestzeit 1:06,106		
		Ziel Sektion 1 Sektion 2 Sektion 3	0:20,594 0:19,645 0:25,867	
Runde 1		1:06,106 0:20,594 0:19,645 0:25,867		
Runde 2				

best	Smr.11 Ferati, Jasin CHE KSM Schumacher Racing Team	theoretisch mögliche Bestzeit 0:19,577		
		Ziel Sektion 1 Sektion 2 Sektion 3	0:19,577	
Runde 1		0:19,577		
Runde 2				

best	Smr.29 Skjellerup, Oliver DNK Robert Schlunssen	theoretisch mögliche Bestzeit 0:20,918		
		Ziel Sektion 1 Sektion 2 Sektion 3	0:20,918	
Runde 1		0:20,918		
Runde 2				

best	Smr.58 Handsaeme, Xavier BEL KSM Schumacher Racing Team	theoretisch mögliche Bestzeit 0:19,872		
		Ziel Sektion 1 Sektion 2 Sektion 3	0:19,872	
Runde 1		0:19,872		
Runde 2				

best	Smr.11 Ferati, Jasin CHE KSM Schumacher Racing Team	theoretisch mögliche Bestzeit 0:19,577		
		Ziel Sektion 1 Sektion 2 Sektion 3	0:19,577	
Runde 1		0:19,577		
Runde 2				

Strecke / track: 1190m  
 started: 33 classified: 33 not classified: 0

Pos	Str. Nr.	Fahrer / Driver	Nation	Bewerber/Sponsor	Nation	Lizenz/B-Lizenz	Chassis/Motor/Reifen	Runden Laps	Gesamtzeit Differenz	Abstand Gap	beste Runde best Lap	in R. in L.	o Geschw. o Speed
1	39	Thompson, Harry	GBR	Ricky Flynn Motorsport	GBR	265302 162392 337697	FA Kart / Vortex / Vega	10			0:46,869	9	91,4 km/h
2	20	Linty, Etienne	ITA	EMILIA KART SRL	ITA	295453 IKCR 1161254	BirelART / lame / Vega	11	0:00,090	0:00,090	0:46,959	10	91,2 km/h
3	77	Tramnitz, Tim	DEU	KSM Schumacher Racing Team	DEU	KBF 1067587 376	Tony Kart / Vortex / Vega	10	0:00,095	0:00,005	0:46,964	9	91,2 km/h
4	42	Maloney, Zane	GBR	Ricky Flynn Motorsport	GBR	162392 36154	FA Kart / Vortex / Vega	10	0:00,210	0:00,115	0:47,079	10	91,0 km/h
5	30	Haverkort, Kas	NLD	Zanardi Racing Team	NLD	28613	CRG / TM / Vega	5	0:00,232	0:00,022	0:47,101	4	91,0 km/h
6	4	Arnold, Felix	DEU	KSM Schumacher Racing Team	DEU	IKA 1138542 KBF 1067587	Tony Kart / Vortex / Vega	12	0:00,262	0:00,030	0:47,131	5	90,9 km/h
7	66	Zug, Marius	DEU	TB Racing Team	DEU	IKC 1153313 KBF 1116906	Kart Republic / Parilla / Vega	11	0:00,307	0:00,045	0:47,176	6	90,8 km/h
8	16	Volz, Rico	DEU	RS-Motorsport	DEU	IKC 1154071 KBF 1104126	CRG / lame / Vega	12	0:00,324	0:00,017	0:47,193	11	90,8 km/h
9	57	Coluccio, Luigi	ITA	BIREL ART RACING KSW	AUT	344161 BK 102	BirelART / TM / Vega	9	0:00,344	0:00,020	0:47,213	5	90,7 km/h
10	86	Sasse, Hugo	DEU	TB Racing Team	DEU	IKCR 1147248 KBF 1116906	Kart Republic / lame / Vega	11	0:00,350	0:00,006	0:47,219	6	90,7 km/h
11	17	Füngeling, Luke	DEU	Valier Motorsport	DEU	IKC 1136804 KBF 1063735	SODI / lame / Vega	11	0:00,406	0:00,056	0:47,275	10	90,6 km/h
12	36	Van Der Helm, Tijmen	NLD	KSM Schumacher Racing Team	DEU	35964 KBF 1067587	Tony Kart / Vortex / Vega	11	0:00,440	0:00,034	0:47,309	11	90,6 km/h
13	15	Maisch, Luca	DEU	TB Racing Team	DEU	IKC 1154306 KBF 1116906	Kart Republic / lame / Vega	11	0:00,446	0:00,006	0:47,315	11	90,5 km/h
14	7	Enders, Paul	DEU	RTG Kartsport	DEU	IKCR 1141749 KBF 1166823	CRG / lame / Vega	12	0:00,465	0:00,019	0:47,334	12	90,5 km/h
15	14	Tröger, Tim	DEU	Mach1 Motorsport	DEU	IKC 1132554 KBF 1005514	Mach1 / lame / Vega	11	0:00,487	0:00,022	0:47,356	11	90,5 km/h
16	49	Van Berlo, Glenn	NLD	Lennox Racing Team	ITA	36847 322955	Exprit / Vortex / Vega	10	0:00,489	0:00,002	0:47,358	7	90,5 km/h
17	11	Ferati, Jasin	CHE	KSM Schumacher Racing Team	DEU	502257 KBF 1067587	Tony Kart / Vortex / Vega	10	0:00,511	0:00,022	0:47,380	9	90,4 km/h
18	22	Fritsch, Valentino	DEU	BIREL ART RACING KSW	AUT	IKB 1173038 BK 102	BirelART / TM / Vega	11	0:00,514	0:00,003	0:47,383	7	90,4 km/h
19	10	O'dey, Levi	DEU	KSM Schumacher Racing Team	DEU	IKCR 1164486 KBF 1067587	Tony Kart / Vortex / Vega	11	0:00,522	0:00,008	0:47,391	11	90,4 km/h
20	38	Buus, Bastian	DNK	RS Competition	DNK	59991 36053	Tony Kart / Vortex / Vega	11	0:00,546	0:00,024	0:47,415	10	90,4 km/h
21	18	Rosso, Andrea	ITA	CRG Holland	NLD	344925 15521	CRG / TM / Vega	12	0:00,565	0:00,019	0:47,434	5	90,3 km/h
22	19	Tröger, Niels	DEU	RTG Kartsport	DEU	IKC 1139697 KBF 1166823	CRG / lame / Vega	12	0:00,571	0:00,006	0:47,440	11	90,3 km/h
23	29	Skjellerup, Oliver	DNK	Robert Schlunssen	DNK	58044 36053	Tony Kart / Vortex / Vega	11	0:00,601	0:00,030	0:47,470	11	90,2 km/h
24	40	Fusen, Jan David	DEU	Solgat Motorsport	DEU	IKC 1137577 KBF 1079882	BirelArt / TM / Vega	12	0:00,606	0:00,005	0:47,475	6	90,2 km/h
25	32	Dörr, Phil	DEU	TB Racing Team	DEU	IKC 1162847 KBF 1116906	Kart Republic / Parilla / Vega	11	0:00,619	0:00,013	0:47,488	9	90,2 km/h
26	58	Handsaeme, Xavier	BEL	KSM Schumacher Racing Team	DEU	910053 KBF 1067587	OTK / Vortex / Vega	10	0:00,643	0:00,024	0:47,512	8	90,2 km/h
27	34	Saarijärvi, Frans-Emil	FIN	KOSKI MOTORSPORT	FIN	34765557 50054310	Tony Kart / Vortex / Vega	12	0:00,664	0:00,021	0:47,533	12	90,1 km/h
28	9	Mendez, Juan Diego	PAN	EMILIA KART SRL	ITA	079 295453	BirelArt / lame / Vega	11	0:00,666	0:00,002	0:47,535	11	90,1 km/h
29	71	Tabel, Kilian	DEU	TB Racing Team	DEU	IKC1173660 KBF 1116906	Kart Republic / lame / Vega	11	0:00,741	0:00,075	0:47,610	11	90,0 km/h
30	24	Pavlíček, Matěj	CZE	PRAGA VMS RACING	CZE	18 AS 0060 18 AT 00031	PRAGA / TM / Vega	11	0:00,912	0:00,171	0:47,781	4	89,7 km/h
31	27	Born, Miklas	CHE	Innovative Competition	CHE	505145 500033	Exprit / Vortex / Vega	11	0:00,971	0:00,059	0:47,840	10	89,5 km/h
32	13	Tauscher, Alexander	DEU	Lanari Racing Team	DEU	IKC 1162751 KBF 1159049	Kart Republic / lame / Vega	1	0:02,486	0:01,515	0:49,355	1	86,8 km/h
33	50	Kovacs, Zsombor	HUN	KMS EUROPE KFT.	HUN	4966 804	Exprit / TM / Vega	2	0:03,741	0:01,255	0:50,610	1	84,6 km/h

Rennleitung: Rüdiger Luth Racedirektor: Thomas Lainer  
 Sportkommissare: Thomas Ferrero / Ulrich Bell / Franz-Josef Serr / FrankTautenhahn  
 Techn. Kommissare: H.-J. Dangers / A.Sengpiel / M. Grasshoff / C. Schmidt / D.Pietzko / W.Amend / M.Ambrosius  
 Zeitnahme: KART-DATA timing service Franz Schieszler / Manuela Hintner

**Warm Up DKM (OK)**

Strecke / track: 1190 started: 33 classified: 33 not classified: 0

Fahrername Driver	Thompson Harry	Linty Erienne	Tramitz Tim	Maloney Zane	Haverkort Kas	Arnold Felix	Zug Marius	Volz Rico	Coluccio Luigi	Sasse Hugo	Füngeling Luke	Van Der Helm Tijmen
schnellste Runde	0:46,869 Rn. 9	0:46,959 Rn. 10	0:46,964 Rn. 9	0:47,079 Rn. 10	0:47,101 Rn. 4	0:47,131 Rn. 5	0:47,176 Rn. 6	0:47,193 Rn. 11	0:47,213 Rn. 5	0:47,219 Rn. 6	0:47,275 Rn. 10	0:47,309 Rn. 11
Speed	91,4 km/h	91,2 km/h	91,2 km/h	91,0 km/h	91,0 km/h	90,9 km/h	90,8 km/h	90,8 km/h	90,7 km/h	90,7 km/h	90,6 km/h	90,6 km/h
Lap 1	0:51,872	0:48,841	0:49,607	0:49,323	0:47,746	0:48,349	0:52,640	0:51,237	0:48,132	0:49,925	0:51,870	0:49,884
Lap 2	0:50,994	0:48,213	0:48,139	0:47,990	0:47,464	0:47,774	0:48,015	0:48,029	0:47,807	0:47,855	0:48,132	0:48,111
Lap 3	0:49,929	0:47,552	0:47,757	0:47,951	0:47,140	0:47,283	0:47,991	0:47,792	0:47,667	0:48,057	0:47,943	0:47,889
Lap 4	0:48,121	0:47,271	0:48,538	0:47,157	0:47,101	0:47,262	0:47,350	0:47,569	0:47,366	0:47,460	0:47,712	0:47,668
Lap 5	0:47,996	0:47,115	2:17,312	0:47,436	0:47,102	0:47,131	0:47,296	0:47,441	0:47,213	0:47,276	0:47,389	0:47,494
Lap 6	0:47,654	0:47,025	0:48,318	0:47,806		0:47,244	0:47,176	0:47,597	0:47,506	0:47,219	0:47,380	0:47,799
Lap 7	2:11,525	0:47,307	0:47,254	2:12,367		0:47,282	0:47,257	0:50,683	0:47,227	0:47,331	0:47,453	0:47,631
Lap 8	0:48,016	0:48,302	0:47,209	0:47,806		0:47,303	0:47,249	0:47,330	0:48,396	0:47,751	0:47,602	0:48,142
Lap 9	0:46,869	0:47,214	0:46,964	0:47,383		0:47,168	0:47,191	0:47,227	2:03,396	0:47,238	0:47,309	1:17,450
Lap 10	0:47,006	0:46,959	0:47,260	0:47,079		0:47,158	0:47,236	0:47,525		0:47,250	0:47,275	0:47,452
Lap 11		0:47,008				0:47,391	0:48,794	0:47,193		0:47,324	0:47,295	0:47,309
Lap 12						0:47,265		0:47,274				

### Warm Up DKM (OK)

Strecke / track: 1190 started: 33 classified: 33 not classified: 0

Fahrername Driver	Maisch Luca	Enders Paul	Tröger Tim	Van Berlo Glenn	Ferati Jasin	Fritsch Valentino	O 'dey Levi	Buus Bastian	Rosso Andrea	Tröger Niels	Skjellerup Oliver	Fusen Jan David
schnellste in Runde	0:47,315 Rn. 11	0:47,334 Rn. 12	0:47,356 Rn. 11	0:47,358 Rn. 7	0:47,380 Rn. 9	0:47,383 Rn. 7	0:47,391 Rn. 11	0:47,415 Rn. 10	0:47,434 Rn. 5	0:47,440 Rn. 11	0:47,470 Rn. 11	0:47,475 Rn. 6
Speed	90,5 km/h	90,5 km/h	90,5 km/h	90,5 km/h	90,4 km/h	90,4 km/h	90,4 km/h	90,4 km/h	90,3 km/h	90,3 km/h	90,2 km/h	90,2 km/h
Lap 1	0:54,145	0:49,628	0:53,002	0:51,808	0:48,701	1:01,740	0:49,546	0:50,942	0:50,189	0:49,748	0:52,862	0:53,488
Lap 2	0:48,257	0:48,144	0:48,213	0:48,238	0:47,941	0:55,761	0:48,038	0:48,242	0:48,145	0:48,271	0:48,270	0:48,815
Lap 3	0:48,325	0:48,993	0:48,064	0:48,065	0:50,014	0:54,034	0:47,638	0:48,003	0:48,099	0:47,952	0:47,672	0:48,401
Lap 4	0:47,594	0:47,508	0:48,171	0:47,910	0:47,540	0:49,731	0:47,993	0:47,636	0:47,569	0:47,754	0:47,541	0:48,080
Lap 5	0:47,549	0:47,476	0:47,635	0:48,456	0:47,514	0:47,744	0:47,943	0:47,602	0:47,434	0:47,771	0:47,583	0:47,618
Lap 6	0:47,359	0:47,424	0:47,579	0:47,474	0:47,542	0:47,607	0:48,271	0:47,522	0:47,660	0:48,601	0:47,644	0:47,475
Lap 7	0:47,474	0:48,143	0:47,591	0:47,358	0:47,451	0:47,383	1:37,025	0:47,768	0:47,623	0:47,676	0:48,051	0:47,599
Lap 8	0:47,401	0:47,456	0:47,537	0:47,457	0:47,485	0:47,633	0:47,476	0:47,720	0:47,477	0:47,546	1:48,389	0:47,565
Lap 9	0:47,639	0:47,441	0:48,172	0:47,426	0:47,380	0:47,548	0:47,617	0:48,006	0:47,498	0:47,455	0:47,583	0:47,601
Lap 10	0:47,426	0:47,681	0:47,409	0:47,452	0:47,382	0:47,563	0:48,041	0:47,415	0:47,609	0:47,596	0:47,511	0:47,777
Lap 11	0:47,315	0:47,721	0:47,356		0:47,382	0:47,431	0:47,391	0:47,913	0:47,507	0:47,440	0:47,470	0:53,096
Lap 12		0:47,334							0:47,540	0:47,904		0:47,782


**Warm Up DKM (OK)**

Strecke / track: 1190 started: 33 classified: 33 not classified: 0

Fahrername Driver	Dörr Phil	Handsaeme Xavier	Saarijärvi Frans-Emil	Mendez Juan Diego	Tabel Kilian	Pavlicek Matej	Born Miklas	Tauscher Alexander	Kovacs Zsombor
schnellste Runde in Runde	0:47,488 Rn. 9	0:47,512 Rn. 8	0:47,533 Rn. 12	0:47,535 Rn. 11	0:47,610 Rn. 11	0:47,781 Rn. 4	0:47,840 Rn. 10	0:49,355 Rn. 1	0:50,610 Rn. 1
Speed	90,2 km/h	90,2 km/h	90,1 km/h	90,1 km/h	90,0 km/h	89,7 km/h	89,5 km/h	86,8 km/h	84,6 km/h
Lap 1	0:51,014	0:51,249	0:51,457	0:48,788	0:49,782	0:49,190	0:51,111	0:49,355	0:50,610
Lap 2	0:49,116	0:48,064	0:48,459	0:48,031	0:48,438	0:47,804	0:49,129		1:27,352
Lap 3	0:48,162	0:47,839	0:47,991	0:47,915	0:48,219	0:48,278	0:48,161		
Lap 4	0:47,672	0:47,707	0:48,208	0:47,977	0:48,065	0:47,781	0:48,670		
Lap 5	0:47,580	0:47,571	0:47,756	0:47,905	0:47,837	0:48,603	0:48,108		
Lap 6	0:47,595	0:48,130	0:48,131	0:47,645	0:48,199	1:19,108	0:47,978		
Lap 7	0:48,116	0:47,577	0:47,811	0:47,640	0:47,715	0:48,308	0:48,286		
Lap 8	0:48,387	0:47,512	0:47,677	0:48,949	0:47,814	0:48,279	0:47,857		
Lap 9	0:47,488	0:47,651	0:47,638	0:47,664	0:47,793	0:48,316	0:47,895		
Lap 10	0:47,803	0:48,641	0:47,565	0:47,665	0:47,964	0:48,141	0:47,840		
Lap 11	0:48,355		0:47,629	0:47,535	0:47,610	0:49,314	0:48,452		
Lap 12			0:47,533						

### Warm Up DKM (OK)

Ziel		Sektion 1		Sektion 2		Sektion 3	
Fahrername	Zeit	Fahrername	Zeit	Fahrername	Zeit	Fahrername	Zeit
1 39 Thompson,Harry	0:46,869	20 Linty,Etienne	0:17,293	39 Thompson,Harry	0:15,092	39 Thompson,Harry	0:14,394
2 20 Linty,Etienne	0:46,959	39 Thompson,Harry	0:17,302	77 Tramnitz,Tim	0:15,156	20 Linty,Etienne	0:14,399
3 77 Tramnitz,Tim	0:46,964	77 Tramnitz,Tim	0:17,311	16 Volz,Rico	0:15,175	42 Maloney,Zane	0:14,458
4 42 Maloney,Zane	0:47,079	4 Arnold,Felix	0:17,315	20 Linty,Etienne	0:15,178	77 Tramnitz,Tim	0:14,466
5 30 Haverkort,Kas	0:47,101	30 Haverkort,Kas	0:17,342	30 Haverkort,Kas	0:15,201	4 Arnold,Felix	0:14,473
6 4 Arnold,Felix	0:47,131	66 Zug,Marius	0:17,344	42 Maloney,Zane	0:15,224	86 Sasse,Hugo	0:14,477
7 66 Zug,Marius	0:47,176	57 Coluccio,Luigi	0:17,357	17 Füngeling,Luke	0:15,228	17 Füngeling,Luke	0:14,498
8 16 Volz,Rico	0:47,193	15 Maisch,Luca	0:17,358	66 Zug,Marius	0:15,230	66 Zug,Marius	0:14,503
9 57 Coluccio,Luigi	0:47,213	86 Sasse,Hugo	0:17,360	57 Coluccio,Luigi	0:15,232	15 Maisch,Luca	0:14,507
10 86 Sasse,Hugo	0:47,219	7 Enders,Paul	0:17,361	4 Arnold,Felix	0:15,251	30 Haverkort,Kas	0:14,513
11 17 Füngeling,Luke	0:47,275	32 Dörr,Phil	0:17,370	49 Van Berlo,Glenn	0:15,258	11 Ferati,Janin	0:14,523
12 36 Van Der Helm,Tijmen	0:47,309	42 Maloney,Zane	0:17,390	86 Sasse,Hugo	0:15,259	7 Enders,Paul	0:14,524
13 15 Maisch,Luca	0:47,315	18 Rosso,Andrea	0:17,407	11 Ferati,Janin	0:15,263	16 Volz,Rico	0:14,536
14 7 Enders,Paul	0:47,334	19 Tröger,Niels	0:17,413	10 0' dey,Levi	0:15,290	49 Van Berlo,Glenn	0:14,559
15 14 Tröger,Tim	0:47,356	14 Tröger,Tim	0:17,414	38 Buus,Bastian	0:15,301	38 Buus,Bastian	0:14,564
16 49 Van Berlo,Glenn	0:47,358	36 Van Der Helm,Tijmen	0:17,421	36 Van Der Helm,Tijmen	0:15,311	10 0' dey,Levi	0:14,566
17 11 Ferati,Janin	0:47,380	17 Füngeling,Luke	0:17,422	15 Maisch,Luca	0:15,312	57 Coluccio,Luigi	0:14,568
18 22 Fritsch,Valentino	0:47,383	16 Volz,Rico	0:17,424	40 Fussen,Jan David	0:15,313	22 Fritsch,Valentino	0:14,571
19 10 0' dey,Levi	0:47,391	10 0' dey,Levi	0:17,432	14 Tröger,Tim	0:15,318	14 Tröger,Tim	0:14,575
20 38 Buus,Bastian	0:47,415	22 Fritsch,Valentino	0:17,436	18 Rosso,Andrea	0:15,321	36 Van Der Helm,Tijmen	0:14,577
21 18 Rosso,Andrea	0:47,434	58 Handsaeme,Xavier	0:17,441	22 Fritsch,Valentino	0:15,340	29 Skjellerup,Oliver	0:14,578
22 19 Tröger,Niels	0:47,440	40 Fussen,Jan David	0:17,450	32 Dörr,Phil	0:15,349	18 Rosso,Andrea	0:14,588
23 29 Skjellerup,Oliver	0:47,470	71 Tabel,Kilian	0:17,463	9 Mendez,Juan Diego	0:15,349	32 Dörr,Phil	0:14,593
24 40 Fussen,Jan David	0:47,475	9 Mendez,Juan Diego	0:17,474	34 Saarijärvi,Frans-Emil	0:15,356	9 Mendez,Juan Diego	0:14,597
25 32 Dörr,Phil	0:47,488	29 Skjellerup,Oliver	0:17,480	19 Tröger,Niels	0:15,357	19 Tröger,Niels	0:14,608
26 58 Handsaeme,Xavier	0:47,512	38 Buus,Bastian	0:17,488	7 Enders,Paul	0:15,368	34 Saarijärvi,Frans-Emil	0:14,610
27 34 Saarijärvi,Frans-Emil	0:47,533	11 Ferati,Janin	0:17,497	29 Skjellerup,Oliver	0:15,373	40 Fussen,Jan David	0:14,647
28 9 Mendez,Juan Diego	0:47,535	34 Saarijärvi,Frans-Emil	0:17,512	71 Tabel,Kilian	0:15,392	58 Handsaeme,Xavier	0:14,647
29 71 Tabel,Kilian	0:47,610	49 Van Berlo,Glenn	0:17,513	58 Handsaeme,Xavier	0:15,402	71 Tabel,Kilian	0:14,659
30 24 Pavlíček,Matěj	0:47,781	24 Pavlíček,Matěj	0:17,537	27 Born,Miklas	0:15,432	24 Pavlíček,Matěj	0:14,661
31 27 Born,Miklas	0:47,840	27 Born,Miklas	0:17,654	24 Pavlíček,Matěj	0:15,479	27 Born,Miklas	0:14,680
32 13 Tauscher,Alexander	0:49,355	50 Kovacs,Zsombor	0:17,720	50 Kovacs,Zsombor	0:15,586	50 Kovacs,Zsombor	0:15,670
33 50 Kovacs,Zsombor	0:50,610	13 Tauscher,Alexander	0:50,610	13 Tauscher,Alexander		13 Tauscher,Alexander	

### Warm Up DKM (OK)

Die schnellsten Zeiten

Ort	Nr. Fahrername	Zeit	Streckenl.	Ø Speed
Ziel	39 Thompson,Harry	0:46,869	1190 m	91,4 km/h
Sektion 1	20 Linty,Etienne	0:17,293	452 m	94,1 km/h
Sektion 2	39 Thompson,Harry	0:15,092	368 m	87,8 km/h
Sektion 3	39 Thompson,Harry	0:14,394	370 m	92,5 km/h

	Smr.39 Thompson,Harry GBR Ricky Flynn Motorsport	Smr.20 Linty,Etienne ITA EMILIA KART SRL	Smr.77 Tramnitz,Tim DEU KSM Schumacher Racing Team	Smr.42 Maloney,Zane BRB Ricky Flynn Motorsport	Smr.30 Haverkort,Kas NLD Zanardi Racing Team
best	theoretisch mögliche Bestzeit 0:46,788 Ziel Sektion 1 Sektion 2 Sektion 3 0:46,869 0:17,302 0:15,092 0:14,394	theoretisch mögliche Bestzeit 0:46,870 Ziel Sektion 1 Sektion 2 Sektion 3 0:46,959 0:17,293 0:15,178 0:14,399	theoretisch mögliche Bestzeit 0:46,933 Ziel Sektion 1 Sektion 2 Sektion 3 0:46,964 0:17,311 0:15,156 0:14,466	theoretisch mögliche Bestzeit 0:47,072 Ziel Sektion 1 Sektion 2 Sektion 3 0:47,079 0:17,390 0:15,224 0:14,458	theoretisch mögliche Bestzeit 0:47,056 Ziel Sektion 1 Sektion 2 Sektion 3 0:47,101 0:17,342 0:15,201 0:14,513
Runde 1	0:51,872 0:19,642 0:16,557 0:15,673	0:48,841 0:17,914 0:16,183 0:14,744	0:49,607 0:18,551 0:16,134 0:14,922	0:49,323 0:18,834 0:15,671 0:14,818	0:47,746 0:17,663 0:15,403 0:14,680
Runde 2	0:50,994 0:19,137 0:16,446 0:15,411	0:48,213 0:17,863 0:15,656 0:14,694	0:48,139 0:17,737 0:15,681 0:14,721	0:47,990 0:17,788 0:15,492 0:14,710	0:47,464 0:17,577 0:15,309 0:14,578
Runde 3	0:49,929 0:19,064 0:15,941 0:14,924	0:47,552 0:17,487 0:15,473 0:14,592	0:47,757 0:17,641 0:15,462 0:14,654	0:47,951 0:17,710 0:15,651 0:14,590	0:47,140 0:17,346 0:15,207 0:14,587
Runde 4	0:48,121 0:18,044 0:15,388 0:14,689	0:47,271 0:17,378 0:15,307 0:14,586	0:48,538 0:17,618 0:15,387 0:15,533	0:47,157 0:17,469 0:15,224 0:14,464	0:47,101 0:17,342 0:15,246 0:14,513
Runde 5	0:47,996 0:17,882 0:15,429 0:14,685	0:47,115 0:17,376 0:15,292 0:14,447	2:17,312 1:42,927 0:18,486 0:15,899	0:47,436 0:17,606 0:15,297 0:14,533	0:47,102 0:17,363 0:15,201 0:14,538
Runde 6	0:47,654 0:17,442 0:15,257 0:14,955	0:47,025 0:17,438 0:15,178 0:14,409	0:48,318 0:18,374 0:15,378 0:14,566	0:47,806 0:17,543 0:15,240 0:15,023	
Runde 7	2:11,525 1:40,435 0:16,255 0:14,835	0:47,307 0:17,353 0:15,423 0:14,531	0:47,254 0:17,514 0:15,219 0:14,521	2:12,367 1:39,706 0:17,478 0:15,183	
Runde 8	0:48,016 0:17,725 0:15,738 0:14,553	0:48,302 0:18,366 0:15,360 0:14,576	0:47,209 0:17,473 0:15,270 0:14,466	0:47,806 0:17,793 0:15,435 0:14,578	
Runde 9	0:46,869 0:17,302 0:15,173 0:14,394	0:47,214 0:17,447 0:15,285 0:14,482	0:46,964 0:17,311 0:15,156 0:14,497	0:47,383 0:17,464 0:15,364 0:14,555	
Runde 10	0:47,006 0:17,419 0:15,092 0:14,495	0:46,959 0:17,379 0:15,181 0:14,399	0:47,260 0:17,370 0:15,275 0:14,615	0:47,079 0:17,390 0:15,231 0:14,458	
Runde 11		0:47,008 0:17,293 0:15,270 0:14,445			
Runde 12					

### Warm Up DKM (OK)

Die schnellsten Zeiten

Ort	Nr. Fahrername	Zeit	Streckenl.	Ø Speed
Ziel	39 Thompson,Harry	0:46,869	1190 m	91,4 km/h
Sektion 1	20 Liny,Etienne	0:17,293	452 m	94,1 km/h
Sektion 2	39 Thompson,Harry	0:15,092	368 m	87,8 km/h
Sektion 3	39 Thompson,Harry	0:14,394	370 m	92,5 km/h

best	Sitr.4 Arnold,Felix DEU KSM Schumacher Racing Team		Sitr.66 Zug,Marius DEU TB Racing Team		Sitr.16 Volz,Rico DEU RS-Motorsport		Sitr.57 Coluccio,Luigi ITA BIREL ART RACING KSW		Sitr.86 Sasse,Hugo DEU TB Racing Team	
	theoretisch mögliche Bestzeit	Ziel	theoretisch mögliche Bestzeit	Ziel	theoretisch mögliche Bestzeit	Ziel	theoretisch mögliche Bestzeit	Ziel	theoretisch mögliche Bestzeit	Ziel
Runde 1	0:48,349	0:17,931	0:15,656	0:14,762	0:52,640	0:17,277	0:14,832	0:48,132	0:17,795	0:18,396
Runde 2	0:47,774	0:17,508	0:15,557	0:14,714	0:48,015	0:17,642	0:14,797	0:47,807	0:17,657	0:17,637
Runde 3	0:47,283	0:17,452	0:15,331	0:14,500	0:47,991	0:17,860	0:14,668	0:47,667	0:17,518	0:17,898
Runde 4	0:47,262	0:17,427	0:15,305	0:14,530	0:47,350	0:17,421	0:14,576	0:47,366	0:17,368	0:17,498
Runde 5	0:47,131	0:17,315	0:15,257	0:14,559	0:47,296	0:17,389	0:14,541	0:47,213	0:17,380	0:17,381
Runde 6	0:47,244	0:17,423	0:15,299	0:14,522	0:47,176	0:17,368	0:14,503	0:47,506	0:17,522	0:17,430
Runde 7	0:47,282	0:17,367	0:15,321	0:14,594	0:47,257	0:17,378	0:14,510	0:47,227	0:17,357	0:17,401
Runde 8	0:47,303	0:17,450	0:15,333	0:14,520	0:47,249	0:17,507	0:14,512	0:48,396	0:17,476	0:17,784
Runde 9	0:47,168	0:17,417	0:15,251	0:14,500	0:47,191	0:17,409	0:14,535	2:03,396	1:33,444	0:17,395
Runde 10	0:47,158	0:17,374	0:15,311	0:14,473	0:47,236	0:17,344	0:14,593			0:17,412
Runde 11	0:47,391	0:17,436	0:15,462	0:14,493	0:48,794	0:17,372	0:16,071			0:17,360
Runde 12	0:47,265	0:17,444	0:15,299	0:14,522	0:47,274	0:17,437	0:15,278			0:14,477



### Warm Up DKM (OK)

#### Die schnellsten Zeiten

Ort	Nr. Fahrername	Zeit	Streckenl.	Ø Speed
Ziel	39 Thompson,Harry	0:46,869	1190 m	91,4 km/h
Sektion 1	20 Liny,Etienne	0:17,293	452 m	94,1 km/h
Sektion 2	39 Thompson,Harry	0:15,092	368 m	87,8 km/h
Sektion 3	39 Thompson,Harry	0:14,394	370 m	92,5 km/h

	Snr.17 Füngeling,Luke DEU Valier Motorsport		Snr.36 Van Der Helm,Trijmen NLD KSM Schumacher Racing Team		Snr.15 Maisch,Luca DEU TB Racing Team		Snr.7 Enders,Paul DEU RTG Kartsport		Snr.14 Träger,Tim DEU Mach1 Motorsport							
	theoretisch mögliche Bestzeit	Ziel	theoretisch mögliche Bestzeit	Ziel	theoretisch mögliche Bestzeit	Ziel	theoretisch mögliche Bestzeit	Ziel	theoretisch mögliche Bestzeit	Ziel						
best	0:47,275	0:17,422	0:15,228	0:14,498	0:47,309	0:17,421	0:15,311	0:14,577	0:47,334	0:17,361	0:15,368	0:14,524	0:47,356	0:17,414	0:15,318	0:14,575
Runde 1	0:51,870	0:19,065	0:17,326	0:15,479	0:49,884	0:19,100	0:15,812	0:14,972	0:49,628	0:18,818	0:15,893	0:14,917	0:53,002	0:18,710	0:18,947	0:15,345
Runde 2	0:48,132	0:17,702	0:15,578	0:14,852	0:48,111	0:17,829	0:15,547	0:14,735	0:48,144	0:17,752	0:15,617	0:14,775	0:48,213	0:17,717	0:15,590	0:14,906
Runde 3	0:47,943	0:17,605	0:15,596	0:14,742	0:47,889	0:17,777	0:15,517	0:14,595	0:48,993	0:17,528	0:15,978	0:15,487	0:48,064	0:17,600	0:15,569	0:14,895
Runde 4	0:47,712	0:17,592	0:15,353	0:14,767	0:47,668	0:17,610	0:15,413	0:14,645	0:47,508	0:17,426	0:15,439	0:14,643	0:48,171	0:17,561	0:15,580	0:15,030
Runde 5	0:47,389	0:17,558	0:15,275	0:14,556	0:47,494	0:17,453	0:15,423	0:14,618	0:47,476	0:17,374	0:15,399	0:14,703	0:47,635	0:17,573	0:15,483	0:14,629
Runde 6	0:47,380	0:17,422	0:15,367	0:14,591	0:47,799	0:17,594	0:15,508	0:14,697	0:47,424	0:17,409	0:15,420	0:14,595	0:47,579	0:17,529	0:15,355	0:14,695
Runde 7	0:47,453	0:17,468	0:15,324	0:14,661	0:47,631	0:17,580	0:15,419	0:14,632	0:48,143	0:17,981	0:15,392	0:14,770	0:47,591	0:17,421	0:15,466	0:14,704
Runde 8	0:47,602	0:17,473	0:15,474	0:14,655	0:48,142	0:17,459	0:15,429	0:15,254	0:47,456	0:17,421	0:15,511	0:14,524	0:47,537	0:17,527	0:15,335	0:14,675
Runde 9	0:47,309	0:17,500	0:15,238	0:14,571	1:17,450	0:47,236	0:15,448	0:14,766	0:47,441	0:17,429	0:15,391	0:14,621	0:48,172	0:17,791	0:15,407	0:14,974
Runde 10	0:47,275	0:17,549	0:15,228	0:14,498	0:47,452	0:17,489	0:15,368	0:14,595	0:47,681	0:17,448	0:15,536	0:14,697	0:47,409	0:17,516	0:15,318	0:14,575
Runde 11	0:47,295	0:17,432	0:15,288	0:14,575	0:47,309	0:17,421	0:15,311	0:14,577	0:47,721	0:17,469	0:15,593	0:14,659	0:47,356	0:17,414	0:15,332	0:14,610
Runde 12									0:47,334	0:17,361	0:15,368	0:14,605				

**Warm Up DKM (OK)**

**Die schnellsten Zeiten**

Ort	Nr. Fahrername	Zeit	Streckenl.	ø Speed
Ziel	39 Thompson,Harry	0:46,869	1190 m	91,4 km/h
Sektion 1	20 Liny,Etienne	0:17,293	452 m	94,1 km/h
Sektion 2	39 Thompson,Harry	0:15,092	368 m	87,8 km/h
Sektion 3	39 Thompson,Harry	0:14,394	370 m	92,5 km/h

	Snmr.49 Van Berlo,Glenn NLD Lennox Racing Team		Snmr.11 Ferati,Justin CHE KSM Schumacher Racing Team		Snmr.22 Fritsch,Valentino DEU BIREL ART RACING KSW		Snmr.10 O'dey,Levi DEU KSM Schumacher Racing Team		Snmr.38 Buus,Bastian DNK RS Competition							
	theoretisch mögliche Bestzeit	Ziel	theoretisch mögliche Bestzeit	Ziel	theoretisch mögliche Bestzeit	Ziel	theoretisch mögliche Bestzeit	Ziel	theoretisch mögliche Bestzeit	Ziel						
best	0:47,358	0:17,513	0:15,258	0:14,559	0:47,380	0:17,497	0:15,263	0:14,523	0:47,391	0:17,432	0:15,290	0:14,566	0:47,415	0:17,488	0:15,301	0:14,564
Runde 1	0:51,808	0:18,571	0:18,387	0:14,850	0:48,701	0:17,857	0:16,105	0:14,739	0:49,546	0:18,628	0:15,793	0:15,125	0:50,942	0:19,101	0:16,771	0:15,070
Runde 2	0:48,238	0:17,846	0:15,550	0:14,842	0:47,941	0:17,623	0:15,654	0:14,664	0:48,038	0:17,767	0:15,557	0:14,714	0:48,242	0:17,784	0:15,606	0:14,852
Runde 3	0:48,065	0:17,791	0:15,500	0:14,774	0:50,014	0:17,625	0:15,408	0:16,981	0:47,638	0:17,519	0:15,453	0:14,666	0:48,003	0:17,735	0:15,515	0:14,753
Runde 4	0:47,910	0:17,686	0:15,484	0:14,790	0:47,540	0:17,564	0:15,315	0:14,661	0:47,993	0:17,920	0:15,421	0:14,652	0:47,636	0:17,488	0:15,422	0:14,726
Runde 5	0:48,456	0:18,104	0:15,666	0:14,686	0:47,514	0:17,682	0:15,309	0:14,523	0:47,943	0:17,758	0:15,556	0:14,629	0:47,602	0:17,542	0:15,422	0:14,638
Runde 6	0:47,474	0:17,570	0:15,264	0:14,640	0:47,542	0:17,509	0:15,426	0:14,607	0:48,271	0:17,565	0:15,290	0:15,416	0:47,522	0:17,585	0:15,301	0:14,636
Runde 7	0:47,358	0:17,516	0:15,283	0:14,559	0:47,451	0:17,529	0:15,320	0:14,602	1:37,025	1:07,066	0:15,388	0:14,571	0:47,768	0:17,550	0:15,493	0:14,725
Runde 8	0:47,457	0:17,595	0:15,258	0:14,604	0:47,485	0:17,537	0:15,263	0:14,685	0:47,476	0:17,482	0:15,478	0:14,566	0:47,720	0:17,522	0:15,491	0:14,707
Runde 9	0:47,426	0:17,564	0:15,270	0:14,592	0:47,380	0:17,507	0:15,294	0:14,579	0:47,617	0:17,444	0:15,493	0:14,680	0:48,006	0:17,906	0:15,377	0:14,723
Runde 10	0:47,452	0:17,513	0:15,299	0:14,640	0:47,382	0:17,497	0:15,294	0:14,591	0:48,041	0:17,553	0:15,872	0:14,616	0:47,415	0:17,519	0:15,332	0:14,564
Runde 11									0:47,391	0:17,515	0:15,291	0:14,585	0:47,913	0:17,523	0:15,381	0:15,009
Runde 12																

**Warm Up DKM (OK)**

Die schnellsten Zeiten

Ort	Nr. Fahrername	Zeit	Streckenl.	ø Speed
Ziel	39 Thompson,Harry	0:46,869	1190 m	91,4 km/h
Sektion 1	20 Liny,Etienne	0:17,293	452 m	94,1 km/h
Sektion 2	39 Thompson,Harry	0:15,092	368 m	87,8 km/h
Sektion 3	39 Thompson,Harry	0:14,394	370 m	92,5 km/h

	Snr.18 Rosso,Andrea ITA CRG Holland			Snr.19 Tröger,Niels DEU RTG Kartsport			Snr.29 Skjellerup,Oliver DNK Robert Schlunssen			Snr.40 Fusen,Jan David DEU Solgat Motorsport			Snr.32 Dörr,Phil DEU TB Racing Team							
	theoretisch mögliche Bestzeit	Ziel	Bestzeit	theoretisch mögliche Bestzeit	Ziel	Bestzeit	theoretisch mögliche Bestzeit	Ziel	Bestzeit	theoretisch mögliche Bestzeit	Ziel	Bestzeit	theoretisch mögliche Bestzeit	Ziel	Bestzeit					
best	0:47,434	0:17,407	0:15,321	0:14,588	0:47,440	0:17,413	0:15,357	0:14,608	0:47,470	0:17,480	0:15,373	0:14,578	0:47,475	0:17,450	0:15,313	0:14,647	0:47,488	0:17,370	0:15,349	0:14,593
Runde 1	0:50,189	0:19,368	0:15,838	0:14,983	0:49,748	0:18,715	0:16,057	0:14,976	0:52,862	0:21,811	0:16,006	0:15,045	0:53,488	0:19,366	0:16,045	0:18,077	0:51,014	0:18,995	0:16,990	0:15,029
Runde 2	0:48,145	0:17,928	0:15,556	0:14,761	0:48,271	0:17,776	0:15,651	0:14,844	0:48,270	0:17,789	0:15,695	0:14,786	0:48,815	0:18,092	0:15,753	0:14,970	0:49,116	0:17,837	0:15,898	0:15,381
Runde 3	0:48,099	0:17,541	0:15,626	0:14,932	0:47,952	0:17,599	0:15,564	0:14,789	0:47,672	0:17,604	0:15,448	0:14,620	0:48,401	0:17,914	0:15,600	0:14,887	0:48,162	0:17,727	0:15,646	0:14,789
Runde 4	0:47,569	0:17,474	0:15,408	0:14,687	0:47,754	0:17,576	0:15,502	0:14,676	0:47,541	0:17,551	0:15,384	0:14,606	0:48,080	0:17,799	0:15,462	0:14,819	0:47,672	0:17,459	0:15,474	0:14,739
Runde 5	0:47,434	0:17,407	0:15,380	0:14,647	0:47,771	0:17,594	0:15,448	0:14,729	0:47,583	0:17,532	0:15,390	0:14,661	0:47,618	0:17,493	0:15,374	0:14,751	0:47,580	0:17,370	0:15,473	0:14,737
Runde 6	0:47,660	0:17,528	0:15,484	0:14,648	0:48,601	0:17,600	0:16,203	0:14,798	0:47,644	0:17,512	0:15,489	0:14,643	0:47,475	0:17,450	0:15,341	0:14,684	0:47,595	0:17,542	0:15,393	0:14,660
Runde 7	0:47,623	0:17,567	0:15,406	0:14,650	0:47,676	0:17,551	0:15,462	0:14,663	0:48,051	0:17,529	0:15,570	0:14,952	0:47,599	0:17,560	0:15,313	0:14,726	0:48,116	0:17,807	0:15,645	0:14,664
Runde 8	0:47,477	0:17,522	0:15,367	0:14,588	0:47,546	0:17,486	0:15,451	0:14,609	1:48,389	1:17,874	0:15,662	0:14,853	0:47,565	0:17,551	0:15,367	0:14,647	0:48,387	0:17,489	0:16,145	0:14,753
Runde 9	0:47,498	0:17,447	0:15,381	0:14,670	0:47,455	0:17,445	0:15,402	0:14,608	0:47,583	0:17,616	0:15,373	0:14,594	0:47,601	0:17,482	0:15,467	0:14,652	0:47,488	0:17,507	0:15,349	0:14,632
Runde 10	0:47,609	0:17,596	0:15,321	0:14,692	0:47,596	0:17,413	0:15,524	0:14,659	0:47,511	0:17,526	0:15,376	0:14,609	0:47,777	0:17,575	0:15,509	0:14,693	0:47,803	0:17,712	0:15,498	0:14,593
Runde 11	0:47,507	0:17,568	0:15,339	0:14,600	0:47,440	0:17,413	0:15,357	0:14,670	0:47,470	0:17,480	0:15,412	0:14,578	0:53,096	0:20,028	0:18,142	0:14,926	0:48,355	0:17,394	0:15,403	0:15,558
Runde 12	0:47,540	0:17,456	0:15,393	0:14,691	0:47,904	0:17,663	0:15,561	0:14,680	0:47,782	0:17,627	0:15,479	0:14,676								

### Warm Up DKM (OK)

Die schnellsten Zeiten

Ort	Nr. Fahrername	Zeit	Streckenl.	ø Speed
Ziel	39 Thompson,Harry	0:46,869	1190 m	91,4 km/h
Sektion 1	20 Liny,Etienne	0:17,293	452 m	94,1 km/h
Sektion 2	39 Thompson,Harry	0:15,092	368 m	87,8 km/h
Sektion 3	39 Thompson,Harry	0:14,394	370 m	92,5 km/h

	Str.58 Handsaeme,Xavier BEL KSM Schumacher Racing Team				Str.34 Saarijärvi,Frans-Emil FIN KOSKI MOTORSPORT				Str.9 Mendez,Juan Diego PAN EMILIA KART SRL				Str.71 Tabel,Kilian DEU TB Racing Team				Str.24 Pavlíček,Matěj CZE PRAGA VMS RACING			
	theoretisch mögliche Bestzeit		Ziel		theoretisch mögliche Bestzeit		Ziel		theoretisch mögliche Bestzeit		Ziel		theoretisch mögliche Bestzeit		Ziel		theoretisch mögliche Bestzeit		Ziel	
best	0:47,512	0:17,441	0:15,402	0:14,647	0:47,533	0:17,512	0:15,356	0:14,610	0:47,535	0:17,474	0:15,349	0:14,597	0:47,610	0:17,463	0:15,392	0:14,659	0:47,781	0:17,537	0:15,479	0:14,661
Runde 1	0:51,249	0:20,230	0:16,012	0:15,007	0:51,457	0:20,373	0:15,983	0:15,101	0:48,788	0:17,850	0:16,049	0:14,889	0:49,782	0:18,597	0:16,026	0:15,159	0:49,190	0:18,596	0:15,698	0:14,896
Runde 2	0:48,064	0:17,592	0:15,652	0:14,820	0:48,459	0:17,848	0:15,721	0:14,890	0:48,031	0:17,732	0:15,644	0:14,655	0:48,438	0:17,840	0:15,748	0:14,850	0:47,804	0:17,664	0:15,479	0:14,661
Runde 3	0:47,839	0:17,597	0:15,484	0:14,758	0:47,991	0:17,621	0:15,610	0:14,760	0:47,915	0:17,686	0:15,585	0:14,644	0:48,219	0:17,742	0:15,589	0:14,888	0:48,278	0:17,584	0:15,819	0:14,875
Runde 4	0:47,707	0:17,577	0:15,447	0:14,683	0:48,208	0:17,737	0:15,625	0:14,846	0:47,977	0:17,981	0:15,386	0:14,610	0:48,065	0:17,647	0:15,505	0:14,913	0:47,781	0:17,537	0:15,486	0:14,758
Runde 5	0:47,571	0:17,486	0:15,416	0:14,669	0:47,756	0:17,563	0:15,485	0:14,708	0:47,905	0:17,798	0:15,436	0:14,671	0:47,837	0:17,692	0:15,486	0:14,659	0:48,603	0:17,601	0:15,543	0:15,459
Runde 6	0:48,130	0:18,028	0:15,455	0:14,652	0:48,131	0:17,973	0:15,484	0:14,674	0:47,645	0:17,574	0:15,474	0:14,597	0:48,199	0:17,799	0:15,633	0:14,767	1:19,108	0:48,504	0:15,830	0:14,774
Runde 7	0:47,577	0:17,486	0:15,439	0:14,652	0:47,811	0:17,594	0:15,457	0:14,760	0:47,640	0:17,545	0:15,471	0:14,624	0:47,715	0:17,517	0:15,392	0:14,806	0:48,308	0:17,849	0:15,526	0:14,933
Runde 8	0:47,512	0:17,441	0:15,402	0:14,669	0:47,677	0:17,636	0:15,431	0:14,610	0:48,949	0:17,515	0:16,505	0:14,929	0:47,814	0:17,534	0:15,460	0:14,820	0:48,279	0:17,659	0:15,676	0:14,944
Runde 9	0:47,651	0:17,485	0:15,435	0:14,731	0:47,638	0:17,588	0:15,417	0:14,633	0:47,664	0:17,663	0:15,349	0:14,652	0:47,793	0:17,490	0:15,615	0:14,688	0:48,316	0:17,818	0:15,590	0:14,908
Runde 10	0:48,641	0:17,872	0:15,440	0:15,329	0:47,565	0:17,570	0:15,356	0:14,639	0:47,665	0:17,553	0:15,511	0:14,601	0:47,964	0:17,517	0:15,600	0:14,847	0:48,141	0:17,663	0:15,567	0:14,911
Runde 11					0:47,629	0:17,530	0:15,383	0:14,716	0:47,535	0:17,474	0:15,431	0:14,630	0:47,610	0:17,463	0:15,439	0:14,708	0:49,314	0:17,733	0:15,668	0:15,913
Runde 12					0:47,533	0:17,512	0:15,400	0:14,621												

**Warm Up DKM (OK)**

Die schnellsten Zeiten

Ort	Nr. Fahrername	Zeit	Streckenl.	Ø Speed
Ziel	39 Thompson,Harry	0:46,869	1190 m	91,4 km/h
Sektion 1	20 Limy,Etienne	0:17,293	452 m	94,1 km/h
Sektion 2	39 Thompson,Harry	0:15,092	368 m	87,8 km/h
Sektion 3	39 Thompson,Harry	0:14,394	370 m	92,5 km/h

Snr.27 Born,Miklas CHE		Snr.13 Tauscher,Alexander DEU		Snr.50 Kovacs,Zsombor HUN	
Innovative Competition	Lanari Racing Team	KMS EUROPE KFT.			
theoretisch mögliche Bestzeit 0:47,766	theoretisch mögliche Bestzeit 0:00,000	theoretisch mögliche Bestzeit 0:48,976			
Ziel Sektion 1 Sektion 2 Sektion 3	Ziel Sektion 1 Sektion 2 Sektion 3	Ziel Sektion 1 Sektion 2 Sektion 3	Ziel Sektion 1 Sektion 2 Sektion 3	Ziel Sektion 1 Sektion 2 Sektion 3	Ziel Sektion 1 Sektion 2 Sektion 3
best 0:47,840 0:17,654 0:15,432 0:14,680	0:49,355	0:50,610 0:17,720 0:15,586 0:15,670			
Runde 1 0:51,111 0:19,997 0:16,124 0:14,990	0:49,355	0:50,610 0:18,803 0:16,137 0:15,670			
Runde 2 0:49,129 0:18,111 0:16,050 0:14,968		1:27,352 0:17,720 0:15,586 0:54,046			
Runde 3 0:48,161 0:17,780 0:15,604 0:14,777					
Runde 4 0:48,670 0:17,857 0:15,776 0:15,037					
Runde 5 0:48,108 0:17,793 0:15,599 0:14,716					
Runde 6 0:47,978 0:17,746 0:15,538 0:14,694					
Runde 7 0:48,286 0:18,042 0:15,508 0:14,736					
Runde 8 0:47,857 0:17,665 0:15,441 0:14,751					
Runde 9 0:47,895 0:17,654 0:15,561 0:14,680					
Runde 10 0:47,840 0:17,687 0:15,492 0:14,721					
Runde 11 0:48,452 0:17,708 0:15,568 0:15,176					
Runde 12					

Strecke / track: 1190m  
 schnellste Rennrunde gefahren von Hugo Sasse aus Lauf 1 / Runde 11 in 0:46,927


Pos	Stf. Nr.	Fahrer Driver	Nation	Bewerber/ Sponsor	Nation	Linzenz/B-Linzenz	Chassis/Motor/Reifen	Punkte Points	Quali POS	Lauf Heat	Pos	Punkte Points	Rn. Lp	Zeit Time	schnellste Runde fastest Lap	in Runde in Lap
1	39	Thompson, Harry	GBR	Ricky Flynn Motorsport	GBR	265302 162392	FA Kart / Vortex / Vega	0	1	2	1	0	11	8:50,927	0:47,384	9
2	30	Haverkort, Kas	NLD	Zanardi Racing Team	NLD	36154 28613	CRG / TM / Vega	4	13	3	2	2	11	8:52,813	0:47,320	9
3	86	Sasse, Hugo	DEU	TB Racing Team	DEU	IKCR 1147248 KBF 1116906	Kart Republic / lame / Vega	6	2	1	1	0	13	10:18,974	0:46,927	11
4	57	Coluccio, Luigi	ITA	BIREL ART RACING KSW	AUT	344161 BK 102	BirelART / TM / Vega	6	8	3	2	2	13	10:23,783	0:47,108	7
5	77	Tramnitz, Tim	DEU	KSM Schumacher Racing Team	DEU	IKCR 1161254 KBF 1067587	Tony Kart / Vortex / Vega	9	5	1	4	4	13	10:23,831	0:47,178	11
6	36	Van Der Helm, Tijmen	NLD	KSM Schumacher Racing Team	DEU	35964 KBF 1067587	Tony Kart / Vortex / Vega	9	9	1	5	5	13	10:24,109	0:47,134	10
7	38	Buus, Bastian	DNK	RS Competition	DNK	59991 36053	Tony Kart / Vortex / Vega	9	11	1	6	6	13	10:24,205	0:47,210	8
8	22	Fritsch, Valentino	DEU	BIREL ART RACING KSW	AUT	IKB 1173038 BK 102	BirelART / TM / Vega	10	7	2	3	3	11	8:56,159	0:47,255	9
9	66	Zug, Marius	DEU	TB Racing Team	DEU	IKC 1153313 KBF 1116906	Kart Republic / Parilla / Vega	13	12	1	8	8	13	10:26,815	0:47,135	8
10	42	Maloney, Zane	GBR	Ricky Flynn Motorsport	GBR	376 162392	FA Kart / Vortex / Vega	14	3	1	3	3	13	10:23,830	0:46,929	11
11	49	Van Berlo, Glenn	NLD	Lennox Racing Team	ITA	36847 322955	Exprit / Vortex / Vega	15	17	3	8	8	13	10:35,940	0:47,653	12
12	11	Ferati, Jasin	CHE	KSM Schumacher Racing Team	DEU	502257 KBF 1067587	Tony Kart / Vortex / Vega	18	19	2	7	7	11	8:58,017	0:47,447	7
13	4	Arnold, Felix	DEU	KSM Schumacher Racing Team	DEU	IKA 1138542 KBF 1067587	Tony Kart / Vortex / Vega	20	14	1	10	10	13	10:27,105	0:47,303	8
14	16	Volz, Rico	DEU	RS-Motorsport	DEU	IKC 1154071 KBF 1104126	CRG / lame / Vega	21	15	2	8	8	11	8:58,288	0:47,338	8
15	17	Füngeling, Luke	DEU	Valier Motorsport	DEU	IKC 1136804 KBF 1063735	SODI / lame / Vega	22	18	1	9	9	13	10:26,970	0:47,036	8
16	29	Skjellerup, Oliver	DNK	Robert Schlunssen	DNK	58044 36053	Tony Kart / Vortex / Vega	23	23	3	12	12	13	10:37,629	0:47,678	13
17	7	Enders, Paul	DEU	RTG Kartsport	DEU	IKCR 1141749 KBF 1166823	CRG / lame / Vega	27	10	2	9	9	11	8:59,917	0:47,274	9
18	15	Maisch, Luca	DEU	TB Racing Team	DEU	IKC 1154306 KBF 1116906	Kart Republic / lame / Vega	27	20	1	18	18	13	10:30,855	0:47,218	13
19	14	Tröger, Tim	DEU	Mach1 Motorsport	DEU	IKC 1132554 KBF 1005514	Mach1 / lame / Vega	27	24	1	17	17	13	10:30,202	0:47,342	13
20	50	Kovacs, Zsombor	HUN	KMS EUROPE KFT.	HUN	4966 804	Exprit / TM / Vega	28	25	2	12	12	11	9:00,798	0:47,486	5
21	34	Saarijärvi, Frans-Emil	FIN	KOSKI MOTORSPORT	FIN	34765557 50054310	Tony Kart / Vortex / Vega	28	27	1	12	12	13	10:27,894	0:47,412	10
22	40	Fusen, Jan David	DEU	Salgat Motorsport	DEU	IKC 1137577 KBF 1079882	BirelArt / TM / Vega	29	21	2	14	14	11	9:02,198	0:47,612	8
23	58	Handsaeme, Xavier	BEL	KSM Schumacher Racing Team	DEU	910053 KBF 1067587	OTK / Vortex / Vega	32	31	2	15	15	11	9:02,466	0:47,354	9
24	32	Dörr, Phil	DEU	TB Racing Team	DEU	IKC 1162847 KBF 1116906	Kart Republic / Parilla / Vega	32	37	2	17	17	11	9:03,516	0:47,504	10
25	10	O' dey, Levi	DEU	KSM Schumacher Racing Team	DEU	IKCR 1164486 KBF 1067587	Tony Kart / Vortex / Vega	33	30	3	15	15	13	10:40,918	0:47,659	10
26	20	Linty, Etienne	ITA	EMILIA KART SRL	ITA	337697 295453	BirelART / lame / Vega	35	6	1	29	29	6	4:52,424	0:47,040	6
27	24	Pavíček, Matěj	CZE	PRAGA VMS RACING	CZE	18 AS 0060 18 AT 00031	PRAGA / TM / Vega	36	32	1	22	22	13	10:38,884	0:47,582	7
28	19	Tröger, Niels	DEU	RTG Kartsport	DEU	IKC 1139697 KBF 1166823	CRG / lame / Vega	38	42	3	14	14	13	10:40,223	0:47,793	10
29	18	Rosso, Andrea	ITA	CRG Holland	NLD	344925 15521	CRG / TM / Vega	39	28	1	16	16	13	10:30,027	0:47,196	13
30	54	Lehtonen, Henri	FIN	KOSKI MOTORSPORT	FIN	28654661 50054310	Tony Kart / Vortex / Vega	41	35	2	20	20	11	9:06,270	0:47,136	9
31	71	Tabel, Kilian	DEU	TB Racing Team	DEU	IKC 1173660 KBF 1116906	Kart Republic / lame / Vega	42	16	3	19	19	13	10:44,322	0:47,308	10
32	13	Tauscher, Alexander	DEU	Lanari Racing Team	DEU	IKC 1162751 KBF 1159049	Kart Republic / lame / Vega	45	4	1	19	19	13	10:33,656	0:47,598	9
33	9	Mendez, Juan Diego	PAN	EMILIA KART SRL	ITA	079 295453	BirelArt / lame / Vega	45	22	2	24	24	11	9:08,569	0:47,274	9
34	27	Born, Miklas	CHE	Innovative Competition	CHE	505145 500033	Exprit / Vortex / Vega	46	33	3	21	21	13	10:44,750	0:47,833	11
35	33	Kortelainen, Rasmus	FIN	KOSKI MOTORSPORT	FIN	34745739 50054310	Tony Kart / Vortex / Vega	47	34	1	21	21	11	9:06,814	0:47,643	9
36	88	Schmidli, Titus-Shanghai	CHE	CS Racing	CHE	502418 500001	OTK / Vortex / Vega	48	29	2	28	28	13	10:46,697	0:47,738	13
37	21	Anderrüti, Leandro	CHE	S.R.T. Motorsport	CHE	500212 500063	OTK / Vortex / Vega	48	49	3	23	23	11	9:08,293	0:47,933	6
38	44	Muth, Lukas	CHE	KSB RACING TEAM	AUT	502233 BK 002	Kosmic / Vortex / Vega	49	41	1	26	26	13	10:48,114	0:47,646	13
39	59	Damhuis, Philipp	DEU	KSM Schumacher Racing Team	DEU	IKC 1147509 KBF 1067587	Kosmic / Vortex / Vega	51	38	3	23	23	13	10:45,374	0:48,190	10
40	6	Schaller, Marek	DEU	RTG Kartsport	DEU	IKC 1147509 KBF 1067587	Kosmic / lame / Vega	53	36	1	31	31	-	0:02,775	-	-

**Ranking Qualifying Heats DKM (OK)**

Strecke / track: 1190m  
 schnellste Rennrunde gefahren von Hugo Sasse aus Lauf 1 / Runde 11 in 0:46,927

Pos	Stf. Nr.	Fahrer Driver	Nation	Bewerber/Sponsor	Nation	Lizenz/B-Lizenz	Chassis/Motor/Reifen	Punkte Points	Quali POS	Lauf Heat	Pos	Punkte Points	Rn. Lp	Zeit Time	schnellste Runde fastest Lap	in Runde in Lap
41	26	Alibaks, Renzo	ITA	Zanardi Racing Team	ITA	36331 28613	Zanardi / Parilla / Vega	55	44	1	24	24	13	10:41,558	0:47,616	13
42	55	Qufaj, David	DEU	KSB RACING TEAM	AUT	IKC 1141427 BK 002	Kosmik / Vortex / Vega	56	39	1	30	30	1	0:58,066	0:55,115	1
43	23	Pros, Frantisek	CZE	PRAGA VMS RACING	CZE	18 SA0105 18 AT 00031	PRAGA / TM / Vega	56	45	2	26	26	11	9:09,048	0:47,990	9
44	12	Schulte, Maximilian	DEU	Solgat Motorsport	DEU	IKCR 1153757 KBF 1079882	BirelArt / TM / Vega	56	48	1	25	25	13	10:42,539	0:47,939	6
45	8	Liwinski, David	DEU	Mach1 Motorsport	DEU	35786 KBF 1005514	Mach1 / lame / Vega	57	26	2	29	29	11	9:11,599	0:47,749	8
46	53	Perttala, Niko	FIN	KOSKI MOTORSPORT	FIN	32982484 50054310	Tony Kart / Vortex / Vega	59	47	1	27	27	13	11:01,761	0:47,771	12
47	31	Meyer Hansen, Mikkel	DNK	Racing Motor DK	DNK	36477 03587	KALI-KART / TM / Vega	60	40	2	29	29	11	9:10,309	0:47,757	10
48	25	Hansen, Mads E	DNK	TK Racing	DNK	39007 52208	FA Kart / IAME / Vega	60	43	1	28	28	7	5:44,498	0:47,512	6
49	35	Kravchenko, Miroslaw	DEU	TR Motorsport	DEU	IKC 1147646 KBF 1080519	Jesolo / TM / Vega	64	46	3	29	29	13	10:49,263	0:47,768	13
										2	27	27	11	9:09,544	0:47,676	8
										3	33	33	5	4:31,796	0:50,186	3
										2	28	28	11	9:09,679	0:47,596	10
										3	32	32	13	10:56,224	0:47,863	12
										2	33	34	-	-	-	-
										3	30	30	13	10:50,584	0:47,696	10

Rennleitung: Rüdiger Luth Racedirektor: Thomas Lainer  
 Sportkommissare: Thomas Ferrero / Ulrich Bell / Franz-Josef Serr / FrankTautenhahn  
 Techn. Kommissare: H.-J. Dangers / A.Sengpiel / M. Grasshoff / C. Schmidt / D.Pietzko / W.Amend / M.Ambrosius  
 Zeitnahme: KART-DATA timing service Franz Schiesler / Manuela Hintner



17	9	EMILIA KART SRL Mendez Juan Diego Startposition 33	17	27	Innovative Competition Born Miklas Startposition 34
16	71	TB Racing Team Tabel Kilian Startposition 31	16	13	Lanari Racing Team Tauscher Alexander Startposition 32
15	18	CRG Holland Rosso Andrea Startposition 29	15	54	KOSKI MOTORSPORT Lehtonen Henri Startposition 30
14	24	PRAGA VMS RACING Pavlíček Matěj Startposition 27	14	19	RTG Kartsport Tröger Niels Startposition 28
13	10	KSM Schumacher Racing Team O' dey Levi Startposition 25	13	20	EMILIA KART SRL Linty Etienne Startposition 26
12	58	KSM Schumacher Racing Team Handsæme Xavier Startposition 23	12	32	TB Racing Team Dörr Phil Startposition 24
11	34	KOSKI MOTORSPORT Saarijärvi Frans-Emil Startposition 21	11	40	Solgat Motorsport Fusen Jan David Startposition 22
10	14	Mach1 Motorsport Tröger Tim Startposition 19	10	50	KMS EUROPE KFT. Kovacs Zsombor Startposition 20
9	7	RTG Kartsport Enders Paul Startposition 17	9	15	TB Racing Team Maisch Luca Startposition 18
8	17	Valier Motorsport Füngeling Luke Startposition 15	8	29	Robert Schlunssen Skjellerup Oliver Startposition 16
7	4	KSM Schumacher Racing Team Arnold Felix Startposition 13	7	16	RS-Motorsport Volz Rico Startposition 14
6	49	Lennox Racing Team Van Berlo Glenn Startposition 11	6	11	KSM Schumacher Racing Team Ferati Jasin Startposition 12
5	66	TB Racing Team Zug Marius Startposition 9	5	42	Ricky Flynn Motorsport Maloney Zane Startposition 10
4	38	RS Competition Buus Bastian Startposition 7	4	22	BIREL ART RACING KSW Fritsch Valentino Startposition 8
3	77	KSM Schumacher Racing Team Tramnitz Tim Startposition 5	3	36	KSM Schumacher Racing Team Van Der Helm Tijmen Startposition 6
2	86	TB Racing Team Sasse Hugo Startposition 3	2	57	BIREL ART RACING KSW Coluccio Luigi Startposition 4
1	39	Ricky Flynn Motorsport Thompson Harry Startposition 1	1	30	Zanardi Racing Team Haverkort Kas Startposition 2


**Starting Grid DKM (OK) Race 1**
**Rennen 18**



**NEU - 3 - NEW**

DMSB-RegNr 120-2018  
**R 13 DKM (OK) Heat 3 A <> B**

Strecke / track: 1190m  
 started: 33 classified: 33 not classified: 0

fastest Lap Rosso, Andrea at: 0:47,308  
 Doc. 1.3

Pos	St. Nr.	Fahrer Driver	Nation	Bewerber/Sponsor	Nation	Linzenz/B-Lizenz	Chassis/Motor/Reifen	Points	Runden Laps	Gesamtzeit Differenz	Abstand Gap	beste Runde best Lap	in R. in L.	o Geschw. n Speed
1	39	Thompson, Harry	GBR	Ricky Flynn Motorsport	GBR	265302 162392	FA Kart / Vortex / Vega	0	13	10:27,701		0:47,329	12	88,7 km/h
2	30	Haverkort, Kas	NLD	Zanardi Racing Team	NLD	36154 28613	CRG / TM / Vega	2	13	10:28,417 0:00,716	0:00,716	0:47,375	12	88,6 km/h 90,4 km/h
3	38	Buus, Bastian	DNK	RS Competition	DNK	59991 36053	Tony Kart / Vortex / Vega	3	13	10:33,047 0:05,346	0:04,630	0:47,667	9	88 km/h 89,9 km/h
4	57	Coluccio, Luigi	ITA	BIREL ART RACING KSW	AUT	344161 BK 102	BirelART / TM / Vega	4	13	10:33,104 0:05,403	0:00,057	0:47,536	12	88 km/h 90,1 km/h
5	77	Tramnitz, Tim	DEU	KSM Schumacher Racing Team	DEU	IKCR 1161254 KBF 1067587	Tony Kart / Vortex / Vega	5	13	10:33,195 0:05,494	0:00,091	0:47,713	10	88 km/h 89,8 km/h
6	86	Sasse, Hugo	DEU	TB Racing Team	DEU	IKCR 1147248 KBF 1116906	Kart Republic / lame / Vega	6	13	10:33,305 0:05,604	0:00,110	0:47,476	11	87,9 km/h 90,2 km/h
7	22	Fritsch, Valentino	DEU	BIREL ART RACING KSW	AUT	IKB 1173038 BK 102	BirelART / TM / Vega	7	13	10:33,392 0:05,691	0:00,087	0:47,720	9	87,9 km/h 89,9 km/h
8	49	Van Berlo, Glenn	NLD	Lennox Racing Team	ITA	36847 322955	Exprit / Vortex / Vega	8	13	10:35,940 0:08,239	0:02,548	0:47,653	12	87,6 km/h 89,9 km/h
9	15	Maisch, Luca	DEU	TB Racing Team	DEU	IKC 1154306 KBF 1116906	Kart Republic / lame / Vega	9	13	10:36,055 0:08,354	0:00,115	0:47,770	12	87,6 km/h 89,7 km/h
10	4	Arnold, Felix	DEU	KSM Schumacher Racing Team	DEU	IKA 1138542 KBF 1067587	Tony Kart / Vortex / Vega	10	13	10:36,146 0:08,445	0:00,091	0:47,583	12	87,5 km/h 90 km/h
11	11	Ferati, Jasin	CHE	KSM Schumacher Racing Team	DEU	502257 KBF 1067587	Tony Kart / Vortex / Vega	11	13	10:37,107 0:09,406	0:00,961	0:47,516	12	87,4 km/h 90,2 km/h
12	29	Skjellerup, Oliver	DNK	Robert Schlunssen	DNK	58044 36053	Tony Kart / Vortex / Vega	12	13	10:37,629 0:09,928	0:00,522	0:47,678	13	87,3 km/h 89,9 km/h
13	13	Tauscher, Alexander	DEU	Lanari Racing Team	DEU	IKC 1162751 KBF 1159049	Kart Republic / lame / Vega	13	13	10:38,035 0:10,334	0:00,406	0:47,520	9	87,3 km/h 90,2 km/h
14	24	Pavlicek, Matěj	CZE	PRAGA VMS RACING	CZE	18 AS 0060 18 AT 00031	PRAGA / TM / Vega	14	13	10:40,223 0:12,522	0:02,188	0:47,793	10	87 km/h 89,6 km/h
15	32	Dörr, Phil	DEU	TB Racing Team	DEU	IKC 1162847 KBF 1116906	Kart Republic / Parilla / Vega	15	13	10:40,918 0:13,217	0:00,695	0:47,659	10	86,9 km/h 89,9 km/h
16	50	Kovacs, Zsombor	HUN	KMS EUROPE KFT.	HUN	4966 804	Exprit / TM / Vega	16	13	10:41,764 0:14,063	0:00,846	0:47,669	12	86,8 km/h 89,9 km/h
17	58	Handsaeme, Xavier	BEL	KSM Schumacher Racing Team	DEU	910053 KBF 1067587	OTK / Vortex / Vega	17	13	10:42,121 0:14,420	0:00,357	0:47,830	10	86,7 km/h 89,6 km/h
18	7	Enders, Paul	DEU	RTG Kartsport	DEU	IKCR 1141745 KBF 11166823	CRG / lame / Vega	18	13	10:43,246 0:15,545	0:01,125	0:47,859	7	86,6 km/h 89,5 km/h
19	18	Rosso, Andrea	ITA	CRG Holland	NLD	344925 15521	CRG / TM / Vega	19	13	10:44,322 0:16,621	0:01,076	0:47,308	10	86,4 km/h 90,6 km/h
20	59	Damhuis, Philipp	DEU	KSM Schumacher Racing Team	DEU	IKC 1147505 KBF 1067587	Kosmic / Vortex / Vega	20	13	10:44,624 0:16,923	0:00,302	0:47,972	12	86,4 km/h 89,3 km/h
21	9	Mendez, Juan Diego	PAN	EMILIA KART SRL	ITA	079 295453	BirelArt / lame / Vega	21	13	10:44,750 0:17,049	0:00,126	0:47,833	11	86,4 km/h 89,6 km/h
22	54	Lehtonen, Henri	FIN	KOSKI MOTORSPORT	FIN	28654661 50054310	Tony Kart / Vortex / Vega	22	13	10:44,963 0:17,262	0:00,213	0:48,032	10	86,3 km/h 89,3 km/h
23	44	Muth, Lukas	CHE	KSB RACING TEAM	AUT	502233 BK 002	Kosmic / Vortex / Vega	23	13	10:45,374 0:17,673	0:00,411	0:48,190	10	86,3 km/h 89,9 km/h
24	71	Tabel, Kilian	DEU	TB Racing Team	DEU	IKC 1173660 KBF 1116906	Kart Republic / lame / Vega	24	13	10:46,099 0:18,398	0:00,725	0:47,923	6	86,2 km/h 89,4 km/h
25	21	Anderrüti, Leandro	CHE	S.R.T. Motorsport	CHE	500212 500063	OTK / Vortex / Vega	25	13	10:46,559 0:18,858	0:00,460	0:48,191	11	86,1 km/h 88,9 km/h
26	33	Kortelainen, Rasmus	FIN	KOSKI MOTORSPORT	FIN	34745739 50054310	Tony Kart / Vortex / Vega	26	13	10:46,697 0:18,996	0:00,138	0:47,738	13	86,1 km/h 89,7 km/h
27	53	Perttala, Niko	FIN	KOSKI MOTORSPORT	FIN	32982484 50054310	Tony Kart / Vortex / Vega	27	13	10:47,062 0:19,361	0:00,365	0:47,969	11	86,1 km/h 89,3 km/h
28	88	Schmidli, Titus-Shanghai	CHE	CS Racing	CHE	502418 500001	OTK / Vortex / Vega	28	13	10:48,652 0:20,951	0:01,590	0:48,054	12	85,9 km/h 89,1 km/h
29	8	Liwinski, David	NLD	Mach1 Motorsport	DEU	35786 KBF 1005514	Mach1 / lame / Vega	29	13	10:49,263 0:21,562	0:00,611	0:47,768	13	85,8 km/h 89,7 km/h
30	35	Kravchenko, Miroslaw	DEU	TR Motorsport	DEU	IKC 1147646 KBF 1080519	Jesolo / TM / Vega	30	13	10:50,584 0:22,883	0:01,321	0:47,696	10	85,6 km/h 89,8 km/h
31	26	Alibaks, Renzo	NLD	Zanardi Racing Team	NLD	36331 28613	Zanardi / Parilla / Vega	31	13	10:50,986 0:23,285	0:00,402	0:47,881	11	85,6 km/h 89,5 km/h
32	25	Hansen, Mads E	DNK	TK Racing	DNK	39007 52208	FA Kart / IAME / Vega	32	13	10:56,274 0:28,573	0:05,288	0:47,863	12	84,9 km/h 89,5 km/h
33	31	Meyer Hansen, Mikkel	DNK	Racing Motor DK	DNK	36477 03587	KALI-KART / TM / Vega	33	5	4:31,796 8 R	8 R	0:50,186	3	78,8 km/h 85,4 km/h

StNr. 35,26,13,50,8,71,88 5 sec penalty Frontfairing  
 StNr. 25,18,8,31 5 sec penalty

Rennleitung: Rüdiger Luth Racedirektor: Thomas Lainer  
 Sportkommissare: Thomas Ferrero / Ulrich Bell / Franz-Josef Serr / FrankTautenhahn  
 Techn. Kommissare: H.-J. Dangers / A.Sengpiel / M. Grasshoff / C. Schmidt / D.Pietzko / W.Amend / M.Ambrosius  
 Zeitnahme: KART-DATA timing service Franz Schieszler / Manuela Hintner

Zeitnahme / timekeeping  
 Franz Schieszler  
 Franz Schieszler  
 Aushangzeit : 19:25:48

**R 13 DKM (OK) Heat 3 A < > B**

Strecke / track: 1190

Fahrername Driver	Thompson Harry	Haverkort Kas	Buus Bastian	Coluccio Luigi	Tramnitz Tim	Sasse Hugo	Fritsch Valentino	Van Berlo Glenn	Maisch Luca	Arnold Felix	Ferati Jasin	Skjellerup Oliver
schnellste in Runde	0:47,329 Rn. 12	0:47,375 Rn. 12	0:47,667 Rn. 9	0:47,536 Rn. 12	0:47,713 Rn. 10	0:47,476 Rn. 11	0:47,720 Rn. 9	0:47,653 Rn. 12	0:47,770 Rn. 12	0:47,583 Rn. 12	0:47,516 Rn. 12	0:47,678 Rn. 13
Speed	90,5 km/h	90,4 km/h	89,9 km/h	90,1 km/h	89,8 km/h	90,2 km/h	89,8 km/h	89,9 km/h	89,7 km/h	90,0 km/h	90,2 km/h	89,9 km/h
Lap 1	0:49,728	0:51,332	0:50,702	0:50,411	0:50,601	0:52,654	0:51,751	0:51,589	0:51,888	0:50,844	0:51,792	0:53,117
Lap 2	0:49,305	0:48,952	0:49,123	0:49,128	0:49,284	0:50,125	0:49,522	0:49,524	0:50,543	0:49,261	0:50,141	0:50,505
Lap 3	0:49,155	0:48,908	0:48,885	0:49,069	0:49,010	0:48,683	0:48,904	0:48,931	0:48,826	0:49,428	0:51,809	0:50,611
Lap 4	0:48,623	0:48,447	0:48,643	0:48,506	0:49,034	0:48,301	0:48,659	0:48,401	0:48,463	0:48,735	0:48,981	0:48,930
Lap 5	0:48,324	0:48,076	0:48,384	0:48,418	0:48,765	0:48,278	0:48,324	0:48,539	0:48,275	0:49,004	0:48,478	0:48,645
Lap 6	0:48,125	0:47,893	0:48,581	0:48,156	0:48,353	0:48,250	0:47,866	0:48,464	0:47,983	0:48,749	0:48,137	0:48,073
Lap 7	0:47,761	0:47,621	0:48,378	0:48,032	0:48,034	0:48,143	0:48,056	0:48,132	0:48,033	0:47,977	0:47,866	0:47,908
Lap 8	0:47,820	0:47,883	0:47,951	0:48,330	0:48,017	0:48,613	0:48,015	0:48,476	0:48,386	0:48,244	0:47,888	0:47,829
Lap 9	0:47,716	0:47,463	0:47,667	0:47,735	0:47,771	0:47,651	0:47,720	0:49,740	0:49,545	0:49,716	0:47,876	0:47,948
Lap 10	0:47,624	0:47,416	0:47,748	0:48,290	0:47,713	0:47,567	0:47,756	0:48,068	0:48,256	0:48,170	0:47,857	0:47,806
Lap 11	0:47,471	0:47,492	0:47,843	0:48,920	0:48,700	0:47,476	0:48,617	0:48,305	0:48,056	0:47,923	0:48,198	0:48,207
Lap 12	0:47,329	0:47,375	0:47,893	0:47,536	0:48,092	0:47,797	0:48,104	0:47,653	0:47,770	0:47,583	0:47,516	0:47,680
Lap 13	0:47,499	0:47,493	0:49,708	0:49,169	0:48,522	0:48,417	0:48,588	0:48,058	0:47,832	0:48,527	0:47,724	0:47,678

**R 13 DKM (OK) Heat 3 A < > B**

Strecke / track: 1190

Fahrername Driver	Tauscher Alexander	Rosso Andrea	Pavlicek Matěj	Dörr Phil	Kovacs Zsombor	Handsaeme Xavier	Enders Paul	Liwinski David	Damhuis Philipp	Mendez Juan Diego	Lehtonen Henri	Muth Lukas
schnellste in Runde	0:47,520 Rn. 9	0:47,308 Rn. 10	0:47,793 Rn. 10	0:47,659 Rn. 10	0:47,669 Rn. 12	0:47,830 Rn. 10	0:47,859 Rn. 7	0:47,768 Rn. 13	0:47,972 Rn. 12	0:47,833 Rn. 11	0:48,032 Rn. 10	0:48,190 Rn. 10
Speed	90,2 km/h	90,6 km/h	89,6 km/h	89,9 km/h	89,9 km/h	89,6 km/h	89,5 km/h	89,7 km/h	89,3 km/h	89,6 km/h	89,2 km/h	88,9 km/h
Lap 1	0:50,882	0:52,244	0:52,579	0:52,639	0:52,057	0:52,767	0:53,009	0:52,599	0:52,363	0:52,801	0:55,311	0:53,186
Lap 2	0:49,584	0:50,247	0:51,093	0:50,672	0:50,498	0:50,291	0:50,107	0:49,781	0:50,786	0:50,233	0:50,602	0:50,575
Lap 3	0:48,651	0:49,312	0:50,845	0:50,663	0:50,197	0:51,031	0:50,328	0:49,876	0:50,957	0:51,952	0:49,380	0:50,213
Lap 4	0:49,703	0:50,945	0:49,451	0:49,682	0:49,128	0:49,654	0:54,081	0:49,590	0:49,495	0:50,846	0:50,536	0:50,155
Lap 5	0:48,128	0:48,857	0:48,426	0:48,783	0:48,247	0:48,688	0:48,856	0:48,793	0:49,399	0:48,776	0:49,054	0:48,845
Lap 6	0:47,888	0:49,165	0:48,345	0:48,081	0:47,951	0:48,164	0:48,180	0:47,934	0:48,215	0:48,642	0:48,377	0:48,497
Lap 7	0:47,786	0:47,915	0:48,775	0:48,719	0:47,916	0:48,939	0:47,859	0:47,839	0:48,640	0:47,953	0:48,276	0:48,385
Lap 8	0:47,865	0:47,768	0:47,863	0:48,383	0:47,888	0:48,980	0:48,499	0:47,947	0:48,346	0:48,083	0:48,596	0:48,992
Lap 9	0:47,520	0:47,518	0:47,906	0:48,109	0:47,714	0:48,309	0:48,104	0:47,841	0:48,725	0:48,889	0:48,315	0:48,657
Lap 10	0:47,942	0:47,308	0:47,793	0:47,659	0:48,794	0:47,830	0:48,038	0:48,252	0:48,522	0:48,330	0:48,032	0:48,190
Lap 11	0:48,583	0:49,336	0:47,908	0:47,766	0:47,930	0:48,092	0:48,227	0:50,328	0:48,598	0:47,833	0:48,172	0:48,315
Lap 12	0:47,571	0:48,055	0:48,188	0:47,807	0:47,669	0:47,918	0:48,065	0:47,804	0:47,972	0:48,325	0:48,396	0:48,823
Lap 13	0:49,519	0:47,485	0:47,795	0:47,872	0:47,744	0:47,838	0:47,998	0:47,768	0:48,723	0:49,162	0:48,140	0:48,334

## R 13 DKM (OK) Heat 3 A < > B

Strecke / track: 1190

Fahrername Driver	Tabel Kilian	Anderrüti Leandro	Kortelainen Rasmus	Perttala Niko	Schmidli Titus-Shanghai	Kravchenko Miroslaw	Alibaks Renzo	Hansen Mads E	Meyer Hansen Mikkel
schnellste in Runde	0:47,923 Rn. 6	0:48,191 Rn. 11	0:47,738 Rn. 13	0:47,969 Rn. 11	0:48,054 Rn. 12	0:47,696 Rn. 10	0:47,881 Rn. 11	0:47,863 Rn. 12	0:50,186 Rn. 3
Speed	89,4 km/h	88,9 km/h	89,7 km/h	89,3 km/h	89,1 km/h	89,8 km/h	89,5 km/h	89,5 km/h	85,4 km/h
Lap 1	0:52,093	0:53,808	0:53,034	0:53,734	0:52,188	0:53,818	0:53,998	0:52,545	0:53,264
Lap 2	0:50,593	0:50,273	0:53,726	0:50,719	0:50,565	0:49,374	0:50,152	1:03,810	0:52,045
Lap 3	0:49,024	0:49,663	0:49,371	0:49,823	0:50,921	0:51,150	0:49,620	0:48,903	0:50,186
Lap 4	0:48,432	0:50,265	0:51,169	0:50,618	0:48,994	0:52,084	0:51,223	0:48,577	0:51,123
Lap 5	0:48,216	0:48,930	0:48,967	0:49,137	0:48,545	0:48,397	0:49,492	0:48,421	0:55,915
Lap 6	0:47,923	0:48,824	0:48,111	0:48,785	0:49,595	0:48,153	0:48,406	0:48,332	
Lap 7	0:48,131	0:48,439	0:48,804	0:48,801	0:49,111	0:49,764	0:49,071	0:48,244	
Lap 8	0:48,296	0:48,564	0:48,241	0:48,987	0:48,819	0:48,077	0:48,357	0:48,113	
Lap 9	0:49,381	0:48,345	0:48,024	0:48,322	0:48,227	0:48,127	0:48,904	0:48,080	
Lap 10	0:49,151	0:48,664	0:47,804	0:48,257	0:48,067	0:47,696	0:48,046	0:48,045	
Lap 11	0:50,397	0:48,191	0:48,141	0:47,969	0:49,045	0:47,976	0:47,881	0:48,019	
Lap 12	0:49,324	0:49,199	0:49,793	0:48,901	0:48,054	0:48,267	0:48,361	0:47,863	
Lap 13	0:47,927	0:48,449	0:47,738	0:47,971	0:48,473	0:48,164	0:47,959	0:47,910	

**R 13 DKM (OK) Heat 3 A < > B**

Ziel		Sektion 1		Sektion 2		Sektion 3	
Fahrername	Zeit	Fahrername	Zeit	Fahrername	Zeit	Fahrername	Zeit
1 18 Rosso,Andrea	0:47,308	18 Rosso,Andrea	0:17,372	39 Thompson,Harry	0:15,250	13 Tauscher,Alexander	0:14,575
2 39 Thompson,Harry	0:47,329	86 Sasse,Hugo	0:17,389	8 Liwinski,David	0:15,296	86 Sasse,Hugo	0:14,592
3 30 Haverkort,Kas	0:47,375	32 Dörr,Phil	0:17,406	11 Ferati,Janin	0:15,309	39 Thompson,Harry	0:14,606
4 86 Sasse,Hugo	0:47,476	30 Haverkort,Kas	0:17,432	30 Haverkort,Kas	0:15,317	18 Rosso,Andrea	0:14,614
5 11 Ferati,Janin	0:47,516	39 Thompson,Harry	0:17,445	18 Rosso,Andrea	0:15,322	11 Ferati,Janin	0:14,622
6 13 Tauscher,Alexander	0:47,520	4 Arnold,Felix	0:17,460	57 Coluccio,Luigi	0:15,361	30 Haverkort,Kas	0:14,623
7 57 Coluccio,Luigi	0:47,536	50 Kovacs,Zsombor	0:17,472	13 Tauscher,Alexander	0:15,366	7 Enders,Paul	0:14,641
8 4 Arnold,Felix	0:47,583	22 Fritsch,Valentino	0:17,481	29 Skjellerup,Oliver	0:15,380	4 Arnold,Felix	0:14,647
9 49 Van Berlo,Glenn	0:47,653	26 Alibaks,Renzo	0:17,481	86 Sasse,Hugo	0:15,391	9 Mendez,Juan Diego	0:14,654
10 32 Dörr,Phil	0:47,659	35 Kravchenko,Miroslaw	0:17,486	49 Van Berlo,Glenn	0:15,391	15 Maisch,Luca	0:14,655
11 38 Buus,Bastian	0:47,667	71 Tabel,Kilian	0:17,506	9 Mendez,Juan Diego	0:15,394	57 Coluccio,Luigi	0:14,656
12 50 Kovacs,Zsombor	0:47,669	77 Tramnitz,Tim	0:17,508	32 Dörr,Phil	0:15,397	49 Van Berlo,Glenn	0:14,663
13 29 Skjellerup,Oliver	0:47,678	13 Tauscher,Alexander	0:17,510	50 Kovacs,Zsombor	0:15,408	35 Kravchenko,Miroslaw	0:14,666
14 35 Kravchenko,Miroslaw	0:47,696	8 Liwinski,David	0:17,514	22 Fritsch,Valentino	0:15,414	50 Kovacs,Zsombor	0:14,670
15 77 Tramnitz,Tim	0:47,713	33 Kortelainen,Rasmus	0:17,514	38 Buus,Bastian	0:15,415	29 Skjellerup,Oliver	0:14,671
16 22 Fritsch,Valentino	0:47,720	57 Coluccio,Luigi	0:17,519	4 Arnold,Felix	0:15,446	54 Lehtonen,Henri	0:14,679
17 33 Kortelainen,Rasmus	0:47,738	29 Skjellerup,Oliver	0:17,522	77 Tramnitz,Tim	0:15,459	24 Pavlicek,Matěj	0:14,690
18 8 Liwinski,David	0:47,768	25 Hansen,Mads E	0:17,530	24 Pavlicek,Matěj	0:15,461	22 Fritsch,Valentino	0:14,691
19 15 Maisch,Luca	0:47,770	24 Pavlicek,Matěj	0:17,532	58 Handsaeme,Xavier	0:15,474	38 Buus,Bastian	0:14,706
20 24 Pavlicek,Matěj	0:47,793	15 Maisch,Luca	0:17,537	35 Kravchenko,Miroslaw	0:15,483	53 Perttala,Niko	0:14,707
21 58 Handsaeme,Xavier	0:47,830	58 Handsaeme,Xavier	0:17,539	33 Kortelainen,Rasmus	0:15,486	33 Kortelainen,Rasmus	0:14,717
22 9 Mendez,Juan Diego	0:47,833	38 Buus,Bastian	0:17,543	7 Enders,Paul	0:15,487	71 Tabel,Kilian	0:14,727
23 7 Enders,Paul	0:47,859	11 Ferati,Janin	0:17,555	88 Schmidli,Titus-Shanghai	0:15,493	88 Schmidli,Titus-Shanghai	0:14,739
24 25 Hansen,Mads E	0:47,863	7 Enders,Paul	0:17,571	59 Damhuis,Philipp	0:15,496	77 Tramnitz,Tim	0:14,746
25 26 Alibaks,Renzo	0:47,881	49 Van Berlo,Glenn	0:17,573	54 Lehtonen,Henri	0:15,496	32 Dörr,Phil	0:14,747
26 71 Tabel,Kilian	0:47,923	9 Mendez,Juan Diego	0:17,624	26 Alibaks,Renzo	0:15,513	8 Liwinski,David	0:14,752
27 53 Perttala,Niko	0:47,969	54 Lehtonen,Henri	0:17,650	15 Maisch,Luca	0:15,518	26 Alibaks,Renzo	0:14,768
28 59 Damhuis,Philipp	0:47,972	88 Schmidli,Titus-Shanghai	0:17,674	53 Perttala,Niko	0:15,525	44 Muth,Lukas	0:14,775
29 54 Lehtonen,Henri	0:48,032	53 Perttala,Niko	0:17,676	25 Hansen,Mads E	0:15,534	58 Handsaeme,Xavier	0:14,777
30 88 Schmidli,Titus-Shanghai	0:48,054	59 Damhuis,Philipp	0:17,688	21 Anderrüti,Leandro	0:15,540	59 Damhuis,Philipp	0:14,777
31 44 Muth,Lukas	0:48,190	21 Anderrüti,Leandro	0:17,704	71 Tabel,Kilian	0:15,567	25 Hansen,Mads E	0:14,790
32 21 Anderrüti,Leandro	0:48,191	44 Muth,Lukas	0:17,822	44 Muth,Lukas	0:15,593	21 Anderrüti,Leandro	0:14,827
33 31 Meyer Hansen,Mikkel	0:50,186	31 Meyer Hansen,Mikkel	0:18,355	31 Meyer Hansen,Mikkel	0:16,108	31 Meyer Hansen,Mikkel	0:15,374

### R 13 DKM (DK) Heat 3 A < > B

#### Die schnellsten Zeiten

Ort	Nr. Fahrername	Zeit	Streckenl.	ø Speed
Ziel	18 Rosso,Andrea	0:47,308	1190 m	90,6 km/h
Sektion 1	18 Rosso,Andrea	0:17,372	452 m	93,7 km/h
Sektion 2	39 Thompson,Harry	0:15,250	368 m	86,9 km/h
Sektion 3	13 Tauscher,Alexander	0:14,575	370 m	91,4 km/h

Runde	Smr.39 Thompson,Harry GBR Ricky Flynn Motorsport			Smr.30 Haverkort,Kas NLD Zanardi Racing Team			Smr.13 Tauscher,Alexander DEU Lanari Racing Team			Smr.38 Buus,Bastian DNK RS Competition			Smr.57 Coluccio,Luigi ITA BIREL ART RACING KSW						
	theoretisch mögliche Bestzeit	Ziel	Sektion 3	theoretisch mögliche Bestzeit	Ziel	Sektion 3	theoretisch mögliche Bestzeit	Ziel	Sektion 3	theoretisch mögliche Bestzeit	Ziel	Sektion 3	theoretisch mögliche Bestzeit	Ziel	Sektion 3				
best	0:47,329	0:17,445	0:15,250	0:47,375	0:17,432	0:15,317	0:47,372	0:47,520	0:17,510	0:15,366	0:14,575	0:47,667	0:17,543	0:15,415	0:14,706	0:47,536	0:17,519	0:15,361	0:14,656
Runde 1	0:49,728	0:18,322	0:16,295	0:51,332	0:19,272	0:16,522	0:50,882	0:19,013	0:16,446	0:15,423	0:50,702	0:19,056	0:16,387	0:15,259	0:50,411	0:18,774	0:16,387	0:15,250	
Runde 2	0:49,305	0:18,096	0:16,007	0:48,952	0:18,098	0:15,830	0:49,584	0:18,456	0:16,071	0:15,057	0:49,123	0:18,096	0:15,933	0:15,094	0:49,128	0:17,965	0:15,977	0:15,186	
Runde 3	0:49,155	0:18,088	0:15,946	0:48,908	0:17,824	0:15,967	0:48,651	0:17,880	0:15,859	0:14,912	0:48,885	0:17,885	0:15,937	0:15,063	0:49,069	0:17,968	0:15,977	0:15,124	
Runde 4	0:48,623	0:17,910	0:15,784	0:48,447	0:17,767	0:15,578	0:49,703	0:18,115	0:15,775	0:15,813	0:48,643	0:17,979	0:15,780	0:14,884	0:48,506	0:17,863	0:15,678	0:14,965	
Runde 5	0:48,324	0:17,840	0:15,618	0:48,076	0:17,570	0:15,584	0:48,128	0:17,733	0:15,580	0:14,815	0:48,384	0:17,711	0:15,707	0:14,966	0:48,418	0:17,830	0:15,708	0:14,880	
Runde 6	0:48,125	0:17,726	0:15,579	0:47,893	0:17,522	0:15,469	0:47,888	0:17,571	0:15,511	0:14,806	0:48,581	0:17,716	0:15,632	0:15,233	0:48,156	0:17,691	0:15,647	0:14,818	
Runde 7	0:47,761	0:17,624	0:15,430	0:47,621	0:17,442	0:15,461	0:47,786	0:17,573	0:15,502	0:14,711	0:48,378	0:17,618	0:15,670	0:15,090	0:48,032	0:17,578	0:15,646	0:14,808	
Runde 8	0:47,870	0:17,627	0:15,428	0:47,883	0:17,616	0:15,499	0:47,865	0:17,514	0:15,591	0:14,760	0:47,951	0:17,652	0:15,524	0:14,775	0:48,330	0:17,954	0:15,628	0:14,748	
Runde 9	0:47,716	0:17,574	0:15,445	0:47,463	0:17,464	0:15,326	0:47,520	0:17,536	0:15,386	0:14,598	0:47,667	0:17,543	0:15,415	0:14,709	0:47,735	0:17,610	0:15,391	0:14,734	
Runde 10	0:47,624	0:17,625	0:15,385	0:47,416	0:17,432	0:15,332	0:47,942	0:17,510	0:15,445	0:14,987	0:47,748	0:17,552	0:15,449	0:14,747	0:48,290	0:17,569	0:15,506	0:15,215	
Runde 11	0:47,471	0:17,583	0:15,282	0:47,492	0:17,487	0:15,370	0:48,583	0:18,547	0:15,461	0:14,575	0:47,843	0:17,641	0:15,496	0:14,706	0:48,920	0:18,651	0:15,510	0:14,759	
Runde 12	0:47,329	0:17,445	0:15,250	0:47,375	0:17,435	0:15,317	0:47,571	0:17,551	0:15,366	0:14,654	0:47,893	0:17,588	0:15,595	0:14,710	0:47,536	0:17,519	0:15,361	0:14,656	
Runde 13	0:47,499	0:17,562	0:15,271	0:47,493	0:17,448	0:15,326	0:49,519	0:18,054	0:15,828	0:15,637	0:49,708	0:18,116	0:16,175	0:15,417	0:49,169	0:17,782	0:15,805	0:15,582	

# DEUTSCHE KART-MEISTERSCHAFTEN 2018

11-13 / 05 / 2018

DMSB-Reglir 120-2018

## R 13 DKM (OK) Heat 3 A < > B

### Die schnellsten Zeiten

Ort	Nr. Fahrername	Zeit	Streckenl.	ø Speed
Ziel	18 Rosso,Andrea	0:47,308	1190 m	90,6 km/h
Sektion 1	18 Rosso,Andrea	0:17,372	452 m	93,7 km/h
Sektion 2	39 Thompson,Harry	0:15,250	368 m	86,9 km/h
Sektion 3	13 Tauscher,Alexander	0:14,575	370 m	91,4 km/h

best	Snr.77 Tramnitz,Tim DEU KSM Schumacher Racing Team			Snr.86 Sasse,Hugo DEU TB Racing Team			Snr.22 Fritsch,Valentino DEU BIREL ART RACING KSW			Snr.49 Van Berlo,Glenn NLD Lennox Racing Team			Snr.15 Maisch,Luca DEU TB Racing Team			
	theoretisch mögliche Bestzeit	Sektion 1	Sektion 2	Sektion 3	theoretisch mögliche Bestzeit	Sektion 1	Sektion 2	Sektion 3	theoretisch mögliche Bestzeit	Sektion 1	Sektion 2	Sektion 3	theoretisch mögliche Bestzeit	Sektion 1	Sektion 2	Sektion 3
Runde 1	0:50,601	0:18,734	0:16,425	0:15,442	0:52,654	0:19,611	0:17,138	0:15,905	0:51,751	0:19,330	0:16,652	0:15,769	0:51,838	0:19,783	0:16,342	0:15,713
Runde 2	0:49,284	0:18,090	0:16,007	0:15,187	0:50,125	0:18,363	0:16,367	0:15,395	0:49,522	0:18,599	0:15,934	0:14,989	0:50,543	0:18,070	0:16,686	0:15,787
Runde 3	0:49,010	0:17,927	0:15,934	0:15,149	0:48,683	0:17,850	0:15,869	0:14,964	0:48,904	0:17,822	0:15,825	0:15,257	0:48,826	0:17,911	0:15,893	0:15,022
Runde 4	0:49,034	0:18,296	0:15,744	0:14,994	0:48,301	0:17,750	0:15,616	0:14,935	0:48,659	0:17,865	0:15,779	0:15,015	0:48,463	0:17,779	0:15,777	0:14,907
Runde 5	0:48,765	0:17,863	0:15,648	0:15,254	0:48,278	0:17,714	0:15,759	0:14,805	0:48,324	0:17,854	0:15,664	0:14,806	0:48,275	0:17,745	0:15,679	0:14,851
Runde 6	0:48,353	0:17,675	0:15,595	0:15,083	0:48,250	0:17,864	0:15,666	0:14,720	0:47,866	0:17,608	0:15,551	0:14,707	0:47,983	0:17,711	0:15,592	0:14,680
Runde 7	0:48,034	0:17,660	0:15,609	0:14,765	0:48,143	0:17,887	0:15,461	0:14,795	0:48,056	0:17,664	0:15,573	0:14,819	0:48,033	0:17,745	0:15,584	0:14,704
Runde 8	0:48,017	0:17,710	0:15,508	0:14,799	0:48,613	0:18,354	0:15,524	0:14,735	0:48,015	0:17,713	0:15,559	0:14,743	0:48,386	0:18,091	0:15,628	0:14,667
Runde 9	0:47,771	0:17,558	0:15,459	0:14,754	0:47,651	0:17,604	0:15,391	0:14,656	0:47,720	0:17,481	0:15,490	0:14,749	0:49,545	0:18,168	0:16,476	0:14,901
Runde 10	0:47,713	0:17,508	0:15,459	0:14,746	0:47,567	0:17,389	0:15,568	0:14,610	0:47,756	0:17,498	0:15,496	0:14,762	0:48,256	0:18,083	0:15,518	0:14,655
Runde 11	0:48,700	0:18,408	0:15,529	0:14,763	0:47,476	0:17,483	0:15,401	0:14,592	0:48,617	0:18,350	0:15,576	0:14,691	0:48,056	0:17,834	0:15,563	0:14,659
Runde 12	0:48,092	0:17,607	0:15,463	0:15,022	0:47,797	0:17,446	0:15,494	0:14,857	0:48,104	0:17,660	0:15,414	0:15,030	0:47,770	0:17,595	0:15,519	0:14,656
Runde 13	0:48,522	0:17,996	0:15,559	0:14,967	0:48,417	0:17,920	0:15,646	0:14,851	0:48,588	0:18,213	0:15,597	0:14,778	0:48,832	0:17,537	0:15,534	0:14,761

### R 13 DKM (DK) Heat 3 A < > B

Die schnellsten Zeiten

Ort	Nr. Fahrername	Zeit	Streckenl.	Ø Speed
Ziel	18 Rosso,Andrea	0:47,308	1190 m	90,6 km/h
Sektion 1	18 Rosso,Andrea	0:17,372	452 m	93,7 km/h
Sektion 2	39 Thompson,Harry	0:15,250	368 m	86,9 km/h
Sektion 3	13 Tauscher,Alexander	0:14,575	370 m	91,4 km/h

best	Snr.4 Arnold,Felix DEU KSM Schumacher Racing Team		Snr.50 Kovacs,Zsombor HUN KMS EUROPE KFT.		Snr.11 Ferani,Justin CHE KSM Schumacher Racing Team		Snr.29 Skjellerup,Oliver DNK Robert Schlunssen		Snr.8 Liwinski,David NLD Mach1 Motorsport										
	theoretisch mögliche Bestzeit	Ziel	theoretisch mögliche Bestzeit	Ziel	theoretisch mögliche Bestzeit	Ziel	theoretisch mögliche Bestzeit	Ziel	theoretisch mögliche Bestzeit	Ziel									
Runde 1	0:50,844	0:19,172	0:16,204	0:15,468	0:19,540	0:16,648	0:15,869	0:51,792	0:19,460	0:16,401	0:15,931	0:53,117	0:19,735	0:16,672	0:16,710	0:52,599	0:20,419	0:16,548	0:15,632
Runde 2	0:49,261	0:18,084	0:16,068	0:15,109	0:18,142	0:16,122	0:16,234	0:50,141	0:18,181	0:16,288	0:15,672	0:50,505	0:18,673	0:16,368	0:15,464	0:49,781	0:18,225	0:16,000	0:15,556
Runde 3	0:49,428	0:17,927	0:16,319	0:15,182	0:19,093	0:16,053	0:15,051	0:51,809	0:19,706	0:16,541	0:15,562	0:50,611	0:18,840	0:16,157	0:15,614	0:49,876	0:18,519	0:15,849	0:15,508
Runde 4	0:48,735	0:17,835	0:15,772	0:15,128	0:19,128	0:16,191	0:15,165	0:48,981	0:17,925	0:15,777	0:15,279	0:48,930	0:17,955	0:15,940	0:15,035	0:49,590	0:18,255	0:16,173	0:15,162
Runde 5	0:49,004	0:18,421	0:15,711	0:14,872	0:17,702	0:15,627	0:14,918	0:48,478	0:17,845	0:15,607	0:15,026	0:48,645	0:17,946	0:15,814	0:14,885	0:48,793	0:18,132	0:15,679	0:14,982
Runde 6	0:48,749	0:18,125	0:15,770	0:14,854	0:17,607	0:15,504	0:14,840	0:48,137	0:17,709	0:15,527	0:14,901	0:48,073	0:17,742	0:15,575	0:14,756	0:47,934	0:17,631	0:15,490	0:14,813
Runde 7	0:47,977	0:17,708	0:15,551	0:14,718	0:17,541	0:15,598	0:14,777	0:47,866	0:17,614	0:15,435	0:14,817	0:47,908	0:17,600	0:15,560	0:14,748	0:47,839	0:17,574	0:15,455	0:14,810
Runde 8	0:48,244	0:17,961	0:15,571	0:14,712	0:17,637	0:15,509	0:14,742	0:47,888	0:17,601	0:15,469	0:14,818	0:47,829	0:17,626	0:15,507	0:14,696	0:47,947	0:17,607	0:15,462	0:14,878
Runde 9	0:49,716	0:18,223	0:16,171	0:15,322	0:17,543	0:15,489	0:14,682	0:47,876	0:17,570	0:15,529	0:14,777	0:47,948	0:17,591	0:15,570	0:14,787	0:47,841	0:17,570	0:15,466	0:14,805
Runde 10	0:48,170	0:17,993	0:15,530	0:14,647	0:18,276	0:15,576	0:14,942	0:47,857	0:17,603	0:15,419	0:14,835	0:47,806	0:17,633	0:15,480	0:14,693	0:48,252	0:17,677	0:15,482	0:15,093
Runde 11	0:47,923	0:17,749	0:15,479	0:14,695	0:17,774	0:15,486	0:14,670	0:48,198	0:18,069	0:15,405	0:14,724	0:48,207	0:17,919	0:15,544	0:14,744	0:50,328	0:19,349	0:15,863	0:15,116
Runde 12	0:47,583	0:17,460	0:15,446	0:14,677	0:17,472	0:15,408	0:14,789	0:47,516	0:17,585	0:15,309	0:14,622	0:47,680	0:17,522	0:15,487	0:14,671	0:47,804	0:17,756	0:15,296	0:14,752
Runde 13	0:48,527	0:17,570	0:15,507	0:15,450	0:17,744	0:15,487	0:14,751	0:47,724	0:17,555	0:15,386	0:14,783	0:47,678	0:17,572	0:15,380	0:14,726	0:47,768	0:17,514	0:15,416	0:14,838



### R 13 DKM (OK) Heat 3 A < > B

Die schnellsten Zeiten

Ort	Nr. Fahrername	Zeit	Streckenl.	ø Speed
Ziel	18 Rosso,Andrea	0:47,308	1190 m	90,6 km/h
Sektion 1	18 Rosso,Andrea	0:17,372	452 m	93,7 km/h
Sektion 2	39 Thompson,Harry	0:15,250	368 m	86,9 km/h
Sektion 3	13 Tauscher,Alexander	0:14,575	370 m	91,4 km/h

	Snmr.18 Rosso,Andrea ITA CRG Holland			Snmr.24 Pavlicek,Matěj CZE PRAGA VMS RACING			Snmr.32 Dörr,Phil DEU TB Racing Team			Snmr.71 Tabel,Kilian DEU TB Racing Team			Snmr.58 Handsaeme,Xavier BEL KSM Schumacher Racing Team					
	theoretisch mögliche Bestzeit	Ziel	Bestzeit	theoretisch mögliche Bestzeit	Ziel	Bestzeit	theoretisch mögliche Bestzeit	Ziel	Bestzeit	theoretisch mögliche Bestzeit	Ziel	Bestzeit	theoretisch mögliche Bestzeit	Ziel	Bestzeit			
best	0:47,308	0:17,372	0:15,322	0:47,793	0:17,532	0:15,461	0:47,659	0:17,406	0:15,397	0:14,747	0:47,923	0:17,506	0:15,567	0:14,727	0:47,830	0:17,539	0:15,474	0:14,777
Runde 1	0:52,244	0:19,832	0:16,549	0:52,579	0:20,179	0:16,847	0:52,639	0:19,810	0:17,176	0:15,653	0:52,093	0:19,687	0:16,374	0:16,032	0:52,767	0:19,842	0:17,206	0:15,719
Runde 2	0:50,247	0:18,546	0:16,209	0:51,093	0:18,787	0:16,385	0:50,672	0:18,951	0:16,237	0:16,084	0:50,593	0:18,195	0:16,735	0:15,663	0:50,291	0:18,478	0:16,274	0:15,539
Runde 3	0:49,312	0:18,399	0:15,836	0:50,845	0:18,483	0:16,247	0:50,663	0:18,349	0:16,591	0:15,723	0:49,024	0:17,974	0:16,014	0:15,036	0:51,031	0:18,595	0:16,280	0:16,156
Runde 4	0:50,945	0:17,710	0:17,153	0:49,451	0:18,210	0:16,239	0:49,682	0:18,702	0:15,999	0:14,981	0:48,432	0:17,886	0:15,710	0:14,836	0:49,654	0:18,126	0:16,237	0:15,291
Runde 5	0:48,857	0:18,121	0:15,806	0:48,426	0:17,837	0:15,600	0:48,783	0:18,206	0:15,704	0:14,873	0:48,216	0:17,725	0:15,678	0:14,813	0:48,688	0:17,878	0:15,792	0:15,018
Runde 6	0:49,165	0:17,710	0:15,906	0:48,345	0:17,675	0:15,556	0:48,081	0:17,672	0:15,591	0:14,818	0:47,923	0:17,509	0:15,674	0:14,740	0:48,164	0:17,691	0:15,585	0:14,888
Runde 7	0:47,915	0:17,524	0:15,443	0:48,775	0:18,292	0:15,628	0:48,719	0:18,301	0:15,671	0:14,747	0:48,131	0:17,619	0:15,706	0:14,806	0:48,939	0:18,458	0:15,649	0:14,832
Runde 8	0:47,768	0:17,575	0:15,433	0:47,863	0:17,646	0:15,469	0:48,383	0:17,574	0:15,574	0:15,235	0:48,296	0:17,859	0:15,653	0:14,784	0:48,980	0:18,127	0:15,474	0:15,379
Runde 9	0:47,518	0:17,397	0:15,435	0:47,906	0:17,547	0:15,534	0:48,109	0:17,730	0:15,535	0:14,844	0:49,381	0:17,967	0:16,503	0:14,911	0:48,309	0:17,985	0:15,507	0:14,817
Runde 10	0:47,308	0:17,372	0:15,322	0:47,793	0:17,615	0:15,488	0:47,659	0:17,500	0:15,397	0:14,762	0:49,151	0:18,174	0:15,630	0:15,347	0:47,830	0:17,576	0:15,477	0:14,777
Runde 11	0:49,336	0:18,383	0:15,925	0:47,908	0:17,674	0:15,484	0:47,766	0:17,501	0:15,509	0:14,756	0:50,397	0:19,146	0:15,799	0:15,452	0:48,092	0:17,680	0:15,567	0:14,845
Runde 12	0:48,055	0:17,948	0:15,457	0:48,188	0:17,883	0:15,461	0:47,807	0:17,423	0:15,457	0:14,927	0:49,324	0:18,377	0:15,567	0:15,380	0:47,918	0:17,584	0:15,530	0:14,804
Runde 13	0:47,485	0:17,416	0:15,379	0:47,795	0:17,532	0:15,498	0:47,872	0:17,406	0:15,578	0:14,888	0:47,927	0:17,506	0:15,694	0:14,727	0:47,838	0:17,539	0:15,505	0:14,794



# DEUTSCHE KART-MEISTERSCHAFTEN 2018

11-13 / 05 / 2018

DMSB-Reglir 120-2018

## R 13 DKM (OK) Heat 3 A <> B

### Die schnellsten Zeiten

Ort	Nr. Fahrername	Zeit	Streckenl.	ø Speed
Ziel	18 Rosso,Andrea	0:47,308	1190 m	90,6 km/h
Sektion 1	18 Rosso,Andrea	0:17,372	452 m	93,7 km/h
Sektion 2	39 Thompson,Harry	0:15,250	368 m	86,9 km/h
Sektion 3	13 Tauscher,Alexander	0:14,575	370 m	91,4 km/h

	Snmr.7 Enders,Paul DEU RTG Kartsport		Snmr.88 Schmidli,Titus-Shanghai CHE CS Racing		Snmr.59 Dumhuis,Philipp DEU KSM Schumacher Racing Team		Snmr.9 Mendez,Juan Diego PAN EMILIA KART SRL		Snmr.54 Lehtonen,Henri FIN KOSKI MOTORSPORT											
	theoretisch mögliche Bestzeit	0:47,699	theoretisch mögliche Bestzeit	0:47,906	theoretisch mögliche Bestzeit	0:47,961	theoretisch mögliche Bestzeit	0:47,672	theoretisch mögliche Bestzeit	0:47,825										
best	Ziel	Sektion 1	Sektion 2	Sektion 3	Ziel	Sektion 1	Sektion 2	Sektion 3	Ziel	Sektion 1	Sektion 2	Sektion 3								
	0:47,859	0:17,571	0:15,487	0:14,641	0:48,054	0:17,674	0:15,493	0:14,739	0:47,972	0:17,688	0:15,496	0:14,777	0:47,833	0:17,624	0:15,394	0:14,654	0:48,032	0:17,650	0:15,496	0:14,679
Runde 1	0:53,009	0:19,780	0:17,149	0:16,080	0:52,188	0:19,786	0:16,499	0:15,903	0:52,363	0:19,727	0:16,939	0:15,697	0:52,801	0:20,190	0:16,627	0:15,984	0:55,311	0:21,147	0:17,454	0:16,710
Runde 2	0:50,107	0:18,068	0:16,226	0:15,813	0:50,565	0:18,983	0:16,117	0:15,465	0:50,786	0:19,052	0:16,116	0:15,618	0:50,233	0:18,625	0:16,127	0:15,481	0:50,602	0:18,566	0:16,317	0:15,719
Runde 3	0:50,328	0:19,259	0:16,000	0:15,069	0:50,921	0:19,210	0:16,119	0:15,592	0:50,957	0:18,538	0:16,510	0:15,909	0:51,952	0:19,563	0:16,336	0:16,053	0:49,380	0:18,093	0:15,992	0:15,295
Runde 4	0:54,081	0:17,968	0:20,270	0:15,843	0:48,994	0:18,001	0:15,814	0:15,179	0:49,495	0:18,432	0:16,069	0:14,994	0:50,846	0:19,270	0:16,208	0:15,368	0:50,536	0:18,560	0:16,485	0:15,491
Runde 5	0:48,856	0:17,944	0:15,891	0:15,021	0:48,545	0:17,908	0:15,780	0:14,857	0:49,399	0:18,647	0:15,802	0:14,950	0:48,776	0:17,770	0:16,044	0:14,962	0:49,054	0:18,126	0:15,950	0:14,978
Runde 6	0:48,180	0:17,681	0:15,603	0:14,896	0:49,595	0:18,112	0:15,936	0:15,547	0:48,215	0:17,697	0:15,656	0:14,862	0:48,642	0:17,739	0:15,920	0:14,983	0:48,377	0:17,771	0:15,674	0:14,932
Runde 7	0:47,859	0:17,571	0:15,565	0:14,723	0:49,111	0:18,212	0:15,719	0:15,180	0:48,640	0:17,994	0:15,751	0:14,895	0:47,953	0:17,624	0:15,564	0:14,765	0:48,276	0:17,771	0:15,750	0:14,755
Runde 8	0:48,499	0:18,132	0:15,596	0:14,771	0:48,819	0:17,674	0:15,710	0:15,435	0:48,346	0:17,688	0:15,560	0:15,098	0:48,083	0:17,864	0:15,457	0:14,762	0:48,596	0:17,857	0:15,723	0:15,016
Runde 9	0:48,104	0:17,876	0:15,487	0:14,741	0:48,227	0:17,773	0:15,690	0:14,764	0:48,725	0:18,314	0:15,579	0:14,832	0:48,889	0:18,562	0:15,673	0:14,654	0:48,315	0:17,742	0:15,737	0:14,836
Runde 10	0:48,038	0:17,620	0:15,702	0:14,716	0:48,067	0:17,801	0:15,493	0:14,773	0:48,522	0:18,210	0:15,527	0:14,785	0:48,330	0:18,086	0:15,530	0:14,714	0:48,032	0:17,857	0:15,496	0:14,679
Runde 11	0:48,227	0:17,623	0:15,532	0:15,072	0:49,045	0:17,710	0:15,563	0:15,772	0:48,598	0:18,062	0:15,646	0:14,890	0:47,833	0:17,747	0:15,394	0:14,692	0:48,172	0:17,650	0:15,714	0:14,808
Runde 12	0:48,065	0:17,872	0:15,552	0:14,641	0:48,054	0:17,773	0:15,531	0:14,750	0:47,972	0:17,699	0:15,496	0:14,777	0:48,325	0:18,027	0:15,485	0:14,813	0:48,396	0:17,776	0:15,681	0:14,939
Runde 13	0:47,998	0:17,689	0:15,553	0:14,756	0:48,473	0:18,088	0:15,646	0:14,739	0:48,723	0:17,821	0:15,736	0:15,166	0:49,162	0:17,864	0:16,101	0:15,197	0:48,140	0:17,685	0:15,542	0:14,913

### R 13 DKM (OK) Heat 3 A < > B

#### Die schnellsten Zeiten

Ort	Nr. Fahrername	Zeit	Streckenl.	ø Speed
Ziel	18 Rosso,Andrea	0:47,308	1190 m	90,6 km/h
Sektion 1	18 Rosso,Andrea	0:17,372	452 m	93,7 km/h
Sektion 2	39 Thompson,Harry	0:15,250	368 m	86,9 km/h
Sektion 3	13 Tauscher,Alexander	0:14,575	370 m	91,4 km/h

	Stnr.44 Muth,Lukas CHE KSP RACING TEAM				Stnr.35 Kravchenko,Miroslaw DEU TR Motorsport				Stnr.26 Alibaks,Renzo NLD Zanardi Racing Team				Stnr.21 Anderrüj,Leandro CHE S.R.T. Motorsport				Stnr.33 Kortelainen,Rasmus FIN KOSKI MOTORSPORT			
	theoretisch mögliche Bestzeit	Sektion 1	Sektion 2	Sektion 3	theoretisch mögliche Bestzeit	Sektion 1	Sektion 2	Sektion 3	theoretisch mögliche Bestzeit	Sektion 1	Sektion 2	Sektion 3	theoretisch mögliche Bestzeit	Sektion 1	Sektion 2	Sektion 3	theoretisch mögliche Bestzeit	Sektion 1	Sektion 2	Sektion 3
best	0:48,190	0:17,822	0:15,593	0:14,775	0:47,696	0:17,486	0:15,483	0:14,666	0:47,881	0:17,481	0:15,513	0:14,768	0:48,191	0:17,704	0:15,540	0:14,827	0:47,738	0:17,514	0:15,486	0:14,717
Runde 1	0:53,186	0:20,024	0:17,342	0:15,820	0:53,818	0:20,210	0:17,501	0:16,107	0:53,998	0:20,111	0:17,500	0:16,387	0:53,808	0:19,802	0:17,608	0:16,398	0:53,034	0:20,093	0:17,125	0:15,816
Runde 2	0:50,575	0:18,664	0:16,653	0:15,258	0:49,374	0:18,189	0:16,090	0:15,095	0:50,152	0:18,425	0:16,278	0:15,449	0:50,273	0:18,577	0:16,299	0:15,397	0:53,726	0:21,916	0:16,386	0:15,424
Runde 3	0:50,213	0:18,232	0:16,349	0:15,632	0:51,150	0:18,175	0:16,558	0:16,417	0:49,620	0:18,011	0:16,015	0:15,594	0:49,663	0:18,111	0:16,079	0:15,473	0:49,371	0:18,066	0:15,989	0:15,316
Runde 4	0:50,155	0:18,829	0:16,296	0:15,030	0:52,084	0:19,057	0:16,384	0:16,643	0:51,223	0:19,051	0:16,395	0:15,777	0:50,265	0:18,621	0:16,374	0:15,270	0:51,169	0:18,418	0:16,220	0:16,531
Runde 5	0:48,845	0:17,923	0:15,940	0:14,982	0:48,397	0:17,946	0:15,648	0:14,803	0:49,492	0:18,075	0:16,216	0:15,201	0:48,930	0:17,945	0:15,896	0:15,089	0:48,967	0:18,163	0:15,760	0:15,044
Runde 6	0:48,497	0:17,931	0:15,757	0:14,809	0:48,153	0:17,762	0:15,682	0:14,709	0:48,406	0:17,725	0:15,753	0:14,928	0:48,824	0:17,866	0:15,975	0:14,983	0:48,111	0:17,715	0:15,565	0:14,831
Runde 7	0:48,385	0:17,830	0:15,675	0:14,880	0:49,764	0:17,700	0:16,821	0:15,243	0:49,071	0:18,215	0:15,850	0:15,006	0:48,439	0:17,888	0:15,648	0:14,903	0:48,804	0:17,852	0:15,856	0:15,096
Runde 8	0:48,992			0:14,810	0:48,077	0:17,698	0:15,483	0:14,896	0:48,357	0:17,741	0:15,638	0:14,978	0:48,564	0:17,846	0:15,676	0:15,042	0:48,241	0:17,807	0:15,495	0:14,939
Runde 9	0:48,657	0:17,916	0:15,802	0:14,939	0:48,127	0:17,578	0:15,594	0:14,955	0:48,904	0:17,750	0:15,814	0:15,340	0:48,345	0:17,810	0:15,594	0:14,941	0:48,024	0:17,572	0:15,559	0:14,893
Runde 10	0:48,190	0:17,822	0:15,593	0:14,775	0:47,696	0:17,486	0:15,544	0:14,666	0:48,046	0:17,668	0:15,610	0:14,768	0:48,664	0:18,230	0:15,607	0:14,827	0:47,804	0:17,575	0:15,489	0:14,740
Runde 11	0:48,315	0:17,827	0:15,705	0:14,783	0:47,976	0:17,544	0:15,604	0:14,828	0:47,881	0:17,481	0:15,513	0:14,887	0:48,191	0:17,704	0:15,540	0:14,947	0:48,141	0:17,591	0:15,486	0:15,064
Runde 12	0:48,823	0:17,839	0:15,982	0:15,002	0:48,267	0:17,886	0:15,646	0:14,735	0:48,361	0:17,747	0:15,563	0:15,051	0:49,199	0:17,888	0:15,776	0:15,585	0:49,793	0:17,727	0:15,687	0:16,379
Runde 13	0:48,334	0:17,868			0:48,164	0:17,705	0:15,764	0:14,695	0:47,959	0:17,584	0:15,567	0:14,808	0:48,449	0:17,795	0:15,702	0:14,952	0:47,738	0:17,514	0:15,507	0:14,717

**R 13 DKM (DK) Heat 3 A <> B**

Die schnellsten Zeiten

Ort	Nr. Fahrername	Zeit	Streckenl.	ø Speed
Ziel	18 Rosso,Andrea	0:47,308	1190 m	90,6 km/h
Sektion 1	18 Rosso,Andrea	0:17,372	452 m	93,7 km/h
Sektion 2	39 Thompson,Harry	0:15,250	368 m	86,9 km/h
Sektion 3	13 Tauscher,Alexander	0:14,575	370 m	91,4 km/h

Snr.53 Perrtala,Niko FIN		Snr.25 Hansen,Mads E DNK		Snr.31 Meyer Hansen,Mikkel DNK								
KOSKI MOTORSPORT		TK Racing		Racing Motor DK								
theoretisch mögliche Bestzeit 0:47,908		theoretisch mögliche Bestzeit 0:47,854		theoretisch mögliche Bestzeit 0:49,837								
best	Ziel	Sektion 1	Sektion 2	Sektion 3	Ziel	Sektion 1	Sektion 2	Sektion 3				
0:47,969	0:17,676	0:15,525	0:14,707	0:47,863	0:17,530	0:15,534	0:14,790	0:50,186	0:18,955	0:16,108	0:15,374	
Runde 1	0:53,734	0:19,968	0:17,814	0:15,952	0:52,545	0:19,624	0:17,334	0:15,587	0:53,264	0:20,118	0:17,387	0:15,759
Runde 2	0:50,719	0:18,758	0:16,293	0:15,668	1:03,810	0:32,118	0:16,396	0:15,296	0:52,045	0:18,397	0:17,342	0:16,306
Runde 3	0:49,823	0:18,011	0:16,460	0:15,352	0:48,903	0:17,921	0:15,928	0:15,054	0:50,186	0:18,704	0:16,108	0:15,374
Runde 4	0:50,618	0:18,502	0:16,420	0:15,696	0:48,577	0:17,847	0:15,762	0:14,968	0:51,123	0:18,355	0:16,333	0:16,435
Runde 5	0:49,137	0:18,021	0:16,141	0:14,975	0:48,421	0:17,707	0:15,720	0:14,994	0:55,915	0:18,660	0:16,538	0:20,717
Runde 6	0:48,785	0:17,950	0:15,948	0:14,887	0:48,332	0:17,683	0:15,674	0:14,975				
Runde 7	0:48,801	0:18,022	0:15,885	0:14,894	0:48,244	0:17,606	0:15,728	0:14,910				
Runde 8	0:48,987	0:17,757	0:15,622	0:15,608	0:48,113	0:17,672	0:15,568	0:14,873				
Runde 9	0:48,322	0:17,806	0:15,662	0:14,854	0:48,080	0:17,656	0:15,564	0:14,860				
Runde 10	0:48,257	0:17,764	0:15,786	0:14,707	0:48,045	0:17,634	0:15,556	0:14,855				
Runde 11	0:47,969	0:17,697	0:15,536	0:14,736	0:48,019	0:17,579	0:15,611	0:14,829				
Runde 12	0:48,901	0:17,766	0:15,525	0:15,610	0:47,863	0:17,539	0:15,534	0:14,790				
Runde 13	0:47,971	0:17,676	0:15,574	0:14,721	0:47,910	0:17,530	0:15,562	0:14,818				

Strecke / track: 1190m

fastest Lap Rosso, Andrea at: 0:47,136

started: 32 classified: 32 not classified: 0 not started: 1

Doc. 34

Pos	Str. Nr.	Fahrer / Driver	Nation	Bewerber/Sponsor	Nation	Linzenz/B-Lizenz	Chassis/Motor/Reifen	Points	Runden Laps	Gesamtzeit Differenz	Abstand Gap	beste Runde best Lap	in R. in L.	o Geschw. u Speed
1	39	Thompson, Harry	GBR	Ricky Flynn Motorsport	GBR	265302 162392	FA Kart / Vortex / Vega	0	11	8:50,927		0:47,384	9	88,8 km/h 90,4 km/h
2	30	Haverkort, Kas	NLD	Zanardi Racing Team	NLD	36154 28613	CRG / TM / Vega	2	11	8:52,813 0:01,886	0:01,886	0:47,320	9	88,4 km/h 90,5 km/h
3	42	Maloney, Zane	GBR	Ricky Flynn Motorsport	GBR	376 162392	FA Kart / Vortex / Vega	3	11	8:55,753 0:04,826	0:02,940	0:47,427	9	88 km/h 90,3 km/h
4	22	Fritsch, Valentino	DEU	BIREL ART RACING KSW	AUT	IKB 1173038 BK 102	BirelART / TM / Vega	4	11	8:56,159 0:05,232	0:00,406	0:47,255	9	87,9 km/h 90,7 km/h
5	36	Van Der Helm, Tijmen	NLD	KSM Schumacher Racing Team	DEU	35964 KBF 1067587	Tony Kart / Vortex / Vega	5	11	8:56,179 0:05,252	0:00,020	0:47,474	10	87,9 km/h 90,2 km/h
6	66	Zug, Marius	DEU	TB Racing Team	DEU	IKC 1153313 KBF 1116906	Kart Republic / Parilla / Vega	6	11	8:57,528 0:06,601	0:01,349	0:47,402	9	87,7 km/h 90,4 km/h
7	20	Linty, Etienne	ITA	EMILIA KART SRL	ITA	337697 295453	BirelART / Iame / Vega	7	11	8:57,663 0:06,736	0:00,135	0:47,295	9	87,6 km/h 90,6 km/h
8	11	Ferati, Jasin	CHE	KSM Schumacher Racing Team	DEU	502257 KBF 1067587	Tony Kart / Vortex / Vega	8	11	8:58,017 0:07,090	0:00,354	0:47,447	7	87,6 km/h 90,3 km/h
9	16	Volz, Rico	DEU	RS-Motorsport	DEU	IKC 1154071 KBF 1104126	CRG / Iame / Vega	9	11	8:58,288 0:07,361	0:00,271	0:47,338	8	87,5 km/h 90,3 km/h
10	71	Tabel, Kilian	DEU	TB Racing Team	DEU	IKC1173660 KBF 1116906	Kart Republic / Iame / Vega	10	11	8:58,840 0:07,913	0:00,552	0:47,315	7	87,5 km/h 90,5 km/h
11	7	Enders, Paul	DEU	RTG Kartsport	DEU	IKCR 1141745 KBF 1166823	CRG / Iame / Vega	11	11	8:59,917 0:08,990	0:01,077	0:47,274	9	87,3 km/h 90,6 km/h
12	14	Tröger, Tim	DEU	Mach1 Motorsport	DEU	IKC 1132554 KBF 1005514	Mach1 / Iame / Vega	12	11	9:00,449 0:09,522	0:00,532	0:47,705	5	87,2 km/h 89,8 km/h
13	50	Kovacs, Zsombor	HUN	KMS EUROPE KFT.	HUN	4966 804	Exprit / TM / Vega	13	11	9:00,798 0:09,871	0:00,349	0:47,486	5	87,1 km/h 90,2 km/h
14	17	Füngeling, Luke	DEU	Valier Motorsport	DEU	IKC 1136804 KBF 1063735	SODI / Iame / Vega	14	11	9:01,985 0:11,058	0:01,187	0:47,558	6	86,9 km/h 90,1 km/h
15	40	Fusen, Jan David	DEU	Solgat Motorsport	DEU	IKC 1137577 KBF 1079882	BirelArt / TM / Vega	15	11	9:02,198 0:11,271	0:00,213	0:47,612	8	86,9 km/h 90 km/h
16	58	Handsaeme, Xavier	BEL	KSM Schumacher Racing Team	DEU	910053 KBF 1067587	OTK / Vortex / Vega	16	11	9:02,466 0:11,539	0:00,268	0:47,354	9	86,9 km/h 90,5 km/h
17	34	Saarijärvi, Frans-Emil	FIN	KOSKI MOTORSPORT	FIN	34765557 50054310	Tony Kart / Vortex / Vega	17	11	9:02,666 0:11,739	0:00,200	0:47,488	9	86,8 km/h 90,3 km/h
18	32	Dörr, Phil	DEU	TB Racing Team	DEU	IKC 1162847 KBF 1116906	Kart Republic / Parilla / Vega	18	11	9:03,516 0:12,589	0:00,850	0:47,504	10	86,7 km/h 90,2 km/h
19	10	O' dey, Levi	DEU	KSM Schumacher Racing Team	DEU	IKCR 1164484 KBF 1067587	Tony Kart / Vortex / Vega	19	11	9:04,946 0:14,019	0:01,430	0:47,563	9	86,5 km/h 90,1 km/h
20	18	Rosso, Andrea	ITA	CRG Holland	NLD	344925 15521	CRG / TM / Vega	20	11	9:06,270 0:15,343	0:01,324	0:47,136	9	86,3 km/h 90,9 km/h
21	23	Pros, Frantisek	CZE	PRAGA VMS RACING	CZE	18 SA0105 18 AT 00031	PRAGA / TM / Vega	21	11	9:06,599 0:15,672	0:00,329	0:47,749	8	86,2 km/h 89,7 km/h
22	33	Kortelainen, Rasmus	FIN	KOSKI MOTORSPORT	FIN	34745735 50054310	Tony Kart / Vortex / Vega	22	11	9:06,814 0:15,887	0:00,215	0:47,643	9	86,2 km/h 89,9 km/h
23	19	Tröger, Niels	DEU	RTG Kartsport	DEU	IKC 1139697 KBF 1166823	CRG / Iame / Vega	23	11	9:07,596 0:16,669	0:00,782	0:47,433	8	86,1 km/h 89,3 km/h
24	21	Anderütj, Leandro	CHE	S.R.T. Motorsport	CHE	500212 500063	OTK / Vortex / Vega	24	11	9:08,293 0:17,366	0:00,697	0:47,933	6	85,9 km/h 89,4 km/h
25	9	Mendez, Juan Diego	PAN	EMILIA KART SRL	ITA	079 295453	BirelArt / Iame / Vega	25	11	9:08,569 0:17,642	0:00,276	0:47,274	9	85,9 km/h 90,6 km/h
26	27	Born, Miklas	CHE	Innovative Competition	CHE	505145 500033	Exprit / Vortex / Vega	26	11	9:08,618 0:17,691	0:00,049	0:47,962	6	85,9 km/h 89,3 km/h
27	55	Ufaj, David	DEU	KSB RACING TEAM	AUT	IKC 1141427 BK 002	Kosmik / Vortex / Vega	27	11	9:09,048 0:18,121	0:00,430	0:47,990	9	85,8 km/h 89,3 km/h
28	31	Meyer Hansen, Mikkel	DNK	Racing Motor DK	DNK	36477 03587	KALI-KART / TM / Vega	28	11	9:09,544 0:18,617	0:00,496	0:47,676	8	85,8 km/h 89,9 km/h
29	25	Hansen, Mads E	DNK	TK Racing	DNK	39007 52208	FA Kart / IAME / Vega	29	11	9:09,679 0:18,752	0:00,135	0:47,596	10	85,7 km/h 90 km/h
30	12	Schulte, Maximilian	DEU	Solgat Motorsport	DEU	IKCR 1153757 KBF 1079882	BirelArt / TM / Vega	30	11	9:10,309 0:19,382	0:00,630	0:47,757	10	85,6 km/h 89,7 km/h
31	6	Schaller, Marek	DEU	RTG Kartsport	DEU	IKC 1151363 KBF 1166823	Kosmik / Iame / Vega	31	11	9:10,947 0:20,020	0:00,638	0:47,932	10	85,5 km/h 89,4 km/h
32	13	Tauscher, Alexander	DEU	Lanari Racing Team	DEU	IKC 1162751 KBF 1159049	Kart Republic / Iame / Vega	32	11	9:21,916 0:30,989	0:10,969	0:47,338	9	83,9 km/h 90,5 km/h
the following drivers did not start.														
35		Kravchenko, Miroslaw	DEU						34					

Rennleitung: Rüdiger Luth Racedirektor: Thomas Lainer

Sportkommissare: Thomas Ferrero / Ulrich Bell / Franz-Josef Serr / Frank Tautenhahn

Techn. Kommissare: H.-J. Dangers / A.Sengpiel / M. Grasshoff / C. Schmidt / D.Pietzko / W.Amend / M.Ambrosius

Zeitmahme: KART-DATA timing service Franz Schieszler / Manuela Hintner

Zeitmahme / timekeeping  
control  
Franz Schieszler

Aushangzeit : 16:21:09

**R 8 DKM (OK) Heat 2 A < > C**

Strecke / track: 1190

Fahrername Driver	Thompson Harry	Haverkort Kas	Maloney Zane	Fritsch Valentino	Van Der Helm Tijmen	Zug Marius	Linty Erienne	Ferari Jasin	Volz Rico	Tabel Kilian	Enders Paul	Tröger Tim
schnellste Runde	0:47,384 Rn. 9	0:47,320 Rn. 9	0:47,427 Rn. 9	0:47,255 Rn. 9	0:47,474 Rn. 10	0:47,402 Rn. 9	0:47,295 Rn. 9	0:47,447 Rn. 7	0:47,338 Rn. 8	0:47,315 Rn. 7	0:47,274 Rn. 9	0:47,705 Rn. 5
Speed	90,4 km/h	90,5 km/h	90,3 km/h	90,7 km/h	90,2 km/h	90,4 km/h	90,6 km/h	90,3 km/h	90,5 km/h	90,5 km/h	90,6 km/h	89,8 km/h
Lap 1	0:48,273	0:49,855	0:49,504	0:50,590	0:50,316	0:50,427	0:50,446	0:52,248	0:50,652	0:53,329	0:50,136	0:51,888
Lap 2	0:47,937	0:48,920	0:48,618	0:50,402	0:48,497	0:50,349	0:51,946	0:49,823	0:50,224	0:49,682	0:48,987	0:49,093
Lap 3	0:48,017	0:48,060	0:48,573	0:48,572	0:48,233	0:48,225	0:48,245	0:48,308	0:48,283	0:48,562	0:48,065	0:48,168
Lap 4	0:47,823	0:47,975	0:48,061	0:47,767	0:48,805	0:47,783	0:47,772	0:47,726	0:47,733	0:47,807	0:48,360	0:47,859
Lap 5	0:47,805	0:47,451	0:47,763	0:47,731	0:48,072	0:47,860	0:47,719	0:47,746	0:47,788	0:47,564	0:47,687	0:47,705
Lap 6	0:48,179	0:47,662	0:47,768	0:47,695	0:47,794	0:47,625	0:47,678	0:47,572	0:48,132	0:47,500	0:47,397	0:48,044
Lap 7	0:48,130	0:47,594	0:47,971	0:47,437	0:47,531	0:47,529	0:47,477	0:47,447	0:47,526	0:47,315	0:47,521	0:47,721
Lap 8	0:48,104	0:47,328	0:47,770	0:47,476	0:47,723	0:47,605	0:47,389	0:47,716	0:47,338	0:47,606	0:48,064	0:48,222
Lap 9	0:47,384	0:47,320	0:47,427	0:47,255	0:47,537	0:47,402	0:47,295	0:47,461	0:47,378	0:47,449	0:47,274	0:48,000
Lap 10	0:47,423	0:47,342	0:47,610	0:47,624	0:47,474	0:48,306	0:47,776	0:47,512	0:48,247	0:47,649	0:47,469	0:47,723
Lap 11	0:50,264	0:50,874	0:52,829	0:51,350	0:52,208	0:52,170	0:52,134	0:51,617	0:52,505	0:51,844	0:56,641	0:52,995

## R 8 DKM (OK) Heat 2 A < > C

Strecke / track: 1190

Fahrername Driver	Kovacs Zsombor	Füngling Luke	Fusen Jan David	Handsaeme Xavier	Saarijärvi Frans-Emil	Dörr Phil	O´dey Levi	Rosso Andrea	Pros Frantisek	Kortelainen Rasmus	Tröger Niels	Anderrüti Leandro
schnellste in Runde	0:47,486 Rn. 5	0:47,558 Rn. 6	0:47,612 Rn. 8	0:47,354 Rn. 9	0:47,488 Rn. 9	0:47,504 Rn. 10	0:47,563 Rn. 9	0:47,136 Rn. 9	0:47,749 Rn. 8	0:47,643 Rn. 9	0:47,433 Rn. 8	0:47,933 Rn. 6
Speed	90,2 km/h	90,1 km/h	90,0 km/h	90,5 km/h	90,2 km/h	90,2 km/h	90,1 km/h	90,9 km/h	89,7 km/h	89,9 km/h	90,3 km/h	89,4 km/h
Lap 1	0:52,128	0:51,289	0:52,375	0:52,488	0:52,695	0:52,910	0:53,780	0:53,496	0:52,450	0:53,607	0:53,784	0:52,869
Lap 2	0:49,469	0:50,920	0:50,328	0:49,482	0:49,888	0:49,411	0:49,491	0:49,665	0:49,346	0:49,592	0:52,104	0:49,993
Lap 3	0:48,720	0:49,550	0:49,496	0:49,262	0:49,452	0:49,288	0:49,012	0:50,377	0:49,135	0:49,007	0:48,762	0:48,696
Lap 4	0:47,730	0:47,827	0:48,448	0:48,057	0:48,012	0:50,044	0:49,772	0:49,501	0:49,808	0:50,079	0:48,626	0:49,053
Lap 5	<u>0:47,486</u>	0:47,634	0:47,867	0:47,803	0:47,800	0:47,965	0:47,913	0:49,508	0:47,944	0:49,387	0:49,113	0:48,703
Lap 6	0:47,527	0:47,558	0:47,707	0:47,707	0:47,844	0:47,598	0:47,655	0:47,503	0:47,890	0:47,721	0:48,042	0:47,933
Lap 7	0:47,517	0:47,560	0:47,681	0:47,590	0:47,544	0:48,304	0:48,213	0:47,431	0:49,129	0:48,087	0:47,811	0:48,327
Lap 8	0:47,956	0:47,588	0:47,612	0:47,727	0:47,669	0:47,600	0:47,608	0:47,652	0:47,749	0:47,715	0:47,433	0:48,143
Lap 9	0:48,546	0:48,092	0:47,709	<u>0:47,354</u>	<u>0:47,488</u>	0:47,525	<u>0:47,563</u>	<u>0:47,136</u>	0:47,872	<u>0:47,643</u>	0:47,540	0:48,295
Lap 10	0:48,483	0:48,317	0:47,754	0:47,918	0:47,630	0:47,504	0:47,570	0:48,363	0:48,302	0:47,726	0:47,670	0:48,512
Lap 11	0:51,793	0:53,003	0:52,268	0:53,300	0:53,405	0:51,115	0:52,896	0:52,131	0:52,580	0:52,241	0:52,520	0:52,543

## R 8 DKM (OK) Heat 2 A < > C

Strecke / track: 1190

Fahrername Driver	Mendez Juan Diego	Born Miklas	Qufaj David	Meyer Hansen Mikkel	Hansen Mads E	Schulte Maximilian	Schaller Marek	Tauscher Alexander
schnellste Runde in Runde	0:47,274 Rn. 9	0:47,962 Rn. 6	0:47,990 Rn. 9	0:47,676 Rn. 8	0:47,596 Rn. 10	0:47,757 Rn. 10	0:47,932 Rn. 10	0:47,338 Rn. 9
Speed	90,6 km/h	89,3 km/h	89,3 km/h	89,9 km/h	90,0 km/h	89,7 km/h	89,4 km/h	90,5 km/h
Lap 1	0:53,549	0:53,468	0:54,465	0:54,058	0:52,891	0:53,074	0:52,776	0:50,671
Lap 2	0:49,538	0:49,918	0:50,588	0:51,353	0:50,388	0:51,636	0:49,530	0:49,085
Lap 3	0:50,164	0:48,995	0:48,360	0:48,660	0:49,248	0:48,571	0:49,403	0:47,985
Lap 4	0:50,024	0:50,119	0:49,238	0:49,271	0:49,784	0:49,550	0:50,820	0:47,993
Lap 5	0:49,903	0:48,224	0:49,514	0:49,254	0:50,278	0:49,912	0:49,735	0:47,462
Lap 6	0:48,685	0:47,962	0:48,103	0:48,486	0:48,880	0:48,133	0:48,974	0:47,418
Lap 7	0:48,121	0:48,607	0:48,306	0:48,479	0:48,316	0:48,536	0:49,356	0:47,703
Lap 8	0:47,708	0:48,586	0:48,464	0:47,676	0:47,930	0:47,918	0:48,320	0:47,979
Lap 9	0:47,274	0:48,258	0:47,990	0:47,764	0:47,816	0:48,259	0:48,120	0:47,338
Lap 10	0:47,877	0:48,137	0:48,001	0:47,859	0:47,596	0:47,757	0:47,932	0:47,460
Lap 11	0:52,577	0:52,774	0:51,940	0:52,270	0:51,930	0:52,122	0:52,269	1:18,863



**R 8 DKM (OK) Heat 2 A < > C**

Ziel		Sektion 1		Sektion 2		Sektion 3	
Fahrername	Zeit	Fahrername	Zeit	Fahrername	Zeit	Fahrername	Zeit
1 18 Rosso,Andrea	0:47,136	22 Fritsch,Valentino	0:17,307	39 Thompson,Harry	0:15,185	9 Mendez,Juan Diego	0:14,535
2 22 Fritsch,Valentino	0:47,255	9 Mendez,Juan Diego	0:17,320	42 Maloney,Zane	0:15,235	71 Tabel,Kilian	0:14,540
3 7 Enders,Paul	0:47,274	18 Rosso,Andrea	0:17,326	18 Rosso,Andrea	0:15,255	18 Rosso,Andrea	0:14,555
4 9 Mendez,Juan Diego	0:47,274	7 Enders,Paul	0:17,333	11 Ferati,Jason	0:15,263	20 Linty,Etienne	0:14,561
5 20 Linty,Etienne	0:47,295	20 Linty,Etienne	0:17,341	16 Volz,Rico	0:15,282	7 Enders,Paul	0:14,590
6 71 Tabel,Kilian	0:47,315	71 Tabel,Kilian	0:17,349	30 Haverkort,Kas	0:15,283	13 Tauscher,Alexander	0:14,591
7 30 Haverkort,Kas	0:47,320	30 Haverkort,Kas	0:17,353	13 Tauscher,Alexander	0:15,298	34 Saarijärvi,Frans-Emil	0:14,601
8 16 Volz,Rico	0:47,338	25 Hansen,Mads E	0:17,366	58 Handsaeme,Xavier	0:15,305	30 Haverkort,Kas	0:14,606
9 13 Tauscher,Alexander	0:47,338	19 Tröger,Niels	0:17,379	7 Enders,Paul	0:15,307	66 Zug,Marius	0:14,610
10 58 Handsaeme,Xavier	0:47,354	66 Zug,Marius	0:17,382	34 Saarijärvi,Frans-Emil	0:15,319	19 Tröger,Niels	0:14,612
11 39 Thompson,Harry	0:47,384	55 Qutaj,David	0:17,392	71 Tabel,Kilian	0:15,321	22 Fritsch,Valentino	0:14,613
12 66 Zug,Marius	0:47,402	58 Handsaeme,Xavier	0:17,393	40 Fusen,Jan David	0:15,323	50 Kovacs,Zsombor	0:14,625
13 42 Maloney,Zane	0:47,427	32 Dörr,Phil	0:17,393	22 Fritsch,Valentino	0:15,335	42 Maloney,Zane	0:14,626
14 19 Tröger,Niels	0:47,433	16 Volz,Rico	0:17,414	17 Füngeling,Luke	0:15,339	39 Thompson,Harry	0:14,633
15 11 Ferati,Jason	0:47,447	17 Füngeling,Luke	0:17,414	20 Linty,Etienne	0:15,340	16 Volz,Rico	0:14,638
16 36 Van Der Helm,Tijmen	0:47,474	13 Tauscher,Alexander	0:17,421	36 Van Der Helm,Tijmen	0:15,346	17 Füngeling,Luke	0:14,643
17 50 Kovacs,Zsombor	0:47,486	11 Ferati,Jason	0:17,433	10 O' dey,Levi	0:15,351	11 Ferati,Jason	0:14,644
18 34 Saarijärvi,Frans-Emil	0:47,488	42 Maloney,Zane	0:17,436	50 Kovacs,Zsombor	0:15,354	14 Tröger,Tim	0:14,646
19 32 Dörr,Phil	0:47,504	31 Meyer Hansen,Mikkel	0:17,442	66 Zug,Marius	0:15,372	10 O' dey,Levi	0:14,647
20 17 Füngeling,Luke	0:47,558	14 Tröger,Tim	0:17,448	33 Kortelainen,Rasmus	0:15,373	58 Handsaeme,Xavier	0:14,656
21 10 O' dey,Levi	0:47,563	36 Van Der Helm,Tijmen	0:17,450	32 Dörr,Phil	0:15,390	36 Van Der Helm,Tijmen	0:14,670
22 25 Hansen,Mads E	0:47,596	39 Thompson,Harry	0:17,452	19 Tröger,Niels	0:15,404	33 Kortelainen,Rasmus	0:14,670
23 40 Fusen,Jan David	0:47,612	10 O' dey,Levi	0:17,468	12 Schulte,Maximilian	0:15,413	32 Dörr,Phil	0:14,677
24 33 Kortelainen,Rasmus	0:47,643	50 Kovacs,Zsombor	0:17,469	9 Mendez,Juan Diego	0:15,419	27 Born,Miklas	0:14,699
25 31 Meyer Hansen,Mikkel	0:47,676	40 Fusen,Jan David	0:17,488	14 Tröger,Tim	0:15,420	31 Meyer Hansen,Mikkel	0:14,706
26 14 Tröger,Tim	0:47,705	34 Saarijärvi,Frans-Emil	0:17,491	23 Pros,František	0:15,465	55 Qutaj,David	0:14,712
27 23 Pros,František	0:47,749	12 Schulte,Maximilian	0:17,495	25 Hansen,Mads E	0:15,474	25 Hansen,Mads E	0:14,720
28 12 Schulte,Maximilian	0:47,757	23 Pros,František	0:17,510	31 Meyer Hansen,Mikkel	0:15,482	40 Fusen,Jan David	0:14,744
29 6 Schaller,Marek	0:47,932	33 Kortelainen,Rasmus	0:17,544	27 Born,Miklas	0:15,503	21 Anderrüti,Leandro	0:14,753
30 21 Anderrüti,Leandro	0:47,933	6 Schaller,Marek	0:17,587	21 Anderrüti,Leandro	0:15,537	23 Pros,František	0:14,764
31 27 Born,Miklas	0:47,962	27 Born,Miklas	0:17,621	6 Schaller,Marek	0:15,551	6 Schaller,Marek	0:14,794
32 55 Qutaj,David	0:47,990	21 Anderrüti,Leandro	0:17,643	55 Qutaj,David	0:15,578	12 Schulte,Maximilian	0:14,797

**R 8 DKM (OK) Heat 2 A < > C**

Die schnellsten Zeiten

Ort	Nr. Fahrername	Zeit	Streckenl.	Ø Speed
Ziel	18 Rosso,Andrea	0:47,136	1190 m	90,9 km/h
Sektion 1	22 Fritsch,Valentino	0:17,307	452 m	94,0 km/h
Sektion 2	39 Thompson,Harry	0:15,185	368 m	87,2 km/h
Sektion 3	9 Mendez,Juan Diego	0:14,535	370 m	91,6 km/h

	Snr.39 Thompson,Harry GBR Ricky Flynn Motorsport		Snr.30 Haverkort,Kas NLD Zanardi Racing Team		Snr.42 Maloney,Zane BRB Ricky Flynn Motorsport		Snr.22 Fritsch,Valentino DEU BIREL ART RACING KSW		Snr.36 Van Der Helm,Tijmen NLD KSM Schumacher Racing Team											
	theoretisch mögliche Bestzeit	Ziel	theoretisch mögliche Bestzeit	Ziel	theoretisch mögliche Bestzeit	Ziel	theoretisch mögliche Bestzeit	Ziel	theoretisch mögliche Bestzeit	Ziel										
best	0:47,384	0:17,452	0:15,185	0:14,633	0:47,320	0:17,353	0:15,283	0:14,606	0:47,427	0:17,436	0:15,235	0:14,626	0:47,255	0:17,307	0:15,335	0:14,613	0:47,474	0:17,450	0:15,346	0:14,670
Runde 1	0:48,273	0:17,945	0:15,622	0:14,806	0:49,855	0:18,643	0:15,886	0:15,326	0:49,504	0:18,562	0:15,787	0:15,155	0:50,590	0:19,458	0:15,870	0:15,262	0:50,316	0:18,850	0:15,948	0:15,518
Runde 2	0:47,937	0:17,660	0:15,528	0:14,749	0:48,920	0:18,431	0:15,618	0:14,871	0:48,618	0:17,945	0:15,667	0:15,006	0:50,402	0:19,055	0:16,222	0:15,125	0:48,497	0:17,909	0:15,757	0:14,831
Runde 3	0:48,017	0:17,763	0:15,527	0:14,727	0:48,060	0:17,625	0:15,546	0:14,889	0:48,573	0:17,900	0:15,656	0:15,017	0:48,572	0:17,967	0:15,683	0:14,922	0:48,233	0:17,748	0:15,596	0:14,889
Runde 4	0:47,823	0:17,639	0:15,379	0:14,805	0:47,975	0:17,653	0:15,554	0:14,768	0:48,061	0:17,784	0:15,452	0:14,825	0:47,767	0:17,543	0:15,516	0:14,708	0:48,805	0:18,110	0:15,657	0:15,038
Runde 5	0:47,805	0:17,617	0:15,436	0:14,752	0:47,451	0:17,460	0:15,385	0:14,606	0:47,763	0:17,708	0:15,348	0:14,707	0:47,731	0:17,485	0:15,528	0:14,718	0:48,072	0:17,866	0:15,479	0:14,727
Runde 6	0:48,179	0:17,886	0:15,474	0:14,819	0:47,662	0:17,489	0:15,443	0:14,730	0:47,768	0:17,626	0:15,387	0:14,755	0:47,695	0:17,612	0:15,421	0:14,662	0:47,794	0:17,590	0:15,437	0:14,767
Runde 7	0:48,130	0:17,740	0:15,529	0:14,861	0:47,594	0:17,573	0:15,343	0:14,678	0:47,971	0:17,902	0:15,443	0:14,626	0:47,437	0:17,425	0:15,385	0:14,627	0:47,531	0:17,513	0:15,346	0:14,672
Runde 8	0:48,104	0:17,847	0:15,624	0:14,633	0:47,328	0:17,418	0:15,290	0:14,620	0:47,770	0:17,940	0:15,269	0:14,661	0:47,476	0:17,422	0:15,410	0:14,644	0:47,723	0:17,487	0:15,533	0:14,703
Runde 9	0:47,384	0:17,452	0:15,292	0:14,640	0:47,320	0:17,353	0:15,318	0:14,649	0:47,427	0:17,436	0:15,235	0:14,756	0:47,255	0:17,307	0:15,335	0:14,613	0:47,537	0:17,464	0:15,403	0:14,670
Runde 10	0:47,423	0:17,485	0:15,185	0:14,753	0:47,342	0:17,357	0:15,283	0:14,702	0:47,610	0:17,575	0:15,317	0:14,718	0:47,624	0:17,539	0:15,412	0:14,673	0:47,474	0:17,450	0:15,352	0:14,672
Runde 11	0:50,264	0:17,703	0:16,148	0:16,413	0:50,874	0:17,752	0:16,395	0:16,727	0:52,829	0:18,246	0:17,066	0:17,517	0:51,350	0:17,491	0:16,649	0:17,210	0:52,208	0:17,682	0:16,760	0:17,766
		0:21,468	0:21,106			0:21,995	0:21,681			0:22,920	0:22,157			0:21,863	0:21,378		0:22,092	0:23,546		

### R 8 DKM (OK) Heat 2 A < > C

Die schnellsten Zeiten

Ort	Nr. Fahrername	Zeit	Streckenl.	ø Speed
Ziel	18 Rosso,Andrea	0:47,136	1190 m	90,9 km/h
Sektion 1	22 Frisch,Valentino	0:17,307	452 m	94,0 km/h
Sektion 2	39 Thompson,Harry	0:15,185	368 m	87,2 km/h
Sektion 3	9 Mendez,Juan Diego	0:14,535	370 m	91,6 km/h

	Strn.66 Zug,Marius DEU TB Racing Team		Strn.20 Linty,Etienne ITA EMILIA KART SRL		Strn.11 Ferani,Justin CHE KSM Schumacher Racing Team		Strn.16 Volz,Rico DEU RS-Motorsport		Strn.71 Tabel,Kilian DEU TB Racing Team											
	theoretisch mögliche Bestzeit	Ziel	theoretisch mögliche Bestzeit	Ziel	theoretisch mögliche Bestzeit	Ziel	theoretisch mögliche Bestzeit	Ziel	theoretisch mögliche Bestzeit	Ziel										
best	0:47,402	0:17,382	0:15,372	0:14,610	0:47,295	0:17,341	0:15,340	0:14,561	0:47,447	0:17,433	0:15,263	0:14,644	0:47,338	0:17,414	0:15,282	0:14,638	0:47,315	0:17,349	0:15,321	0:14,540
Runde 1	0:50,427	0:19,080	0:15,825	0:15,522	0:50,446	0:18,447	0:16,271	0:15,728	0:52,248	0:19,915	0:16,550	0:15,783	0:50,652	0:19,572	0:15,734	0:15,346	0:53,329	0:19,737	0:17,956	0:15,636
Runde 2	0:50,349	0:19,172	0:16,135	0:15,042	0:51,946	0:19,847	0:16,822	0:15,277	0:49,823	0:18,096	0:16,373	0:15,354	0:50,224	0:19,191	0:15,960	0:15,073	0:49,682	0:17,902	0:16,217	0:15,563
Runde 3	0:48,225	0:17,711	0:15,610	0:14,904	0:48,245	0:17,768	0:15,650	0:14,827	0:48,308	0:17,871	0:15,615	0:14,822	0:48,283	0:17,621	0:15,749	0:14,913	0:48,562	0:17,821	0:15,818	0:14,923
Runde 4	0:47,783	0:17,604	0:15,424	0:14,755	0:47,772	0:17,546	0:15,502	0:14,724	0:47,726	0:17,605	0:15,393	0:14,728	0:47,733	0:17,573	0:15,452	0:14,708	0:47,807	0:17,508	0:15,593	0:14,706
Runde 5	0:47,860	0:17,622	0:15,483	0:14,755	0:47,719	0:17,634	0:15,373	0:14,712	0:47,746	0:17,582	0:15,364	0:14,800	0:47,788	0:17,540	0:15,494	0:14,754	0:47,564	0:17,492	0:15,404	0:14,668
Runde 6	0:47,625	0:17,488	0:15,461	0:14,676	0:47,678	0:17,569	0:15,463	0:14,646	0:47,572	0:17,532	0:15,363	0:14,677	0:48,132	0:17,943	0:15,541	0:14,648	0:47,500	0:17,588	0:15,321	0:14,591
Runde 7	0:47,529	0:17,488	0:15,431	0:14,610	0:47,477	0:17,412	0:15,472	0:14,593	0:47,447	0:17,534	0:15,269	0:14,644	0:47,526	0:17,476	0:15,378	0:14,672	0:47,315	0:17,392	0:15,383	0:14,540
Runde 8	0:47,605	0:17,407	0:15,515	0:14,683	0:47,389	0:17,441	0:15,340	0:14,608	0:47,716	0:17,500	0:15,319	0:14,897	0:47,338	0:17,418	0:15,282	0:14,638	0:47,606	0:17,414	0:15,501	0:14,691
Runde 9	0:47,402	0:17,382	0:15,372	0:14,648	0:47,295	0:17,341	0:15,393	0:14,561	0:47,461	0:17,433	0:15,263	0:14,765	0:47,378	0:17,414	0:15,298	0:14,666	0:47,449	0:17,482	0:15,361	0:14,606
Runde 10	0:48,306	0:17,836	0:15,616	0:14,854	0:47,776	0:17,484	0:15,502	0:14,790	0:47,512	0:17,460	0:15,295	0:14,757	0:48,247	0:17,498	0:15,598	0:15,151	0:47,649	0:17,349	0:15,515	0:14,785
Runde 11	0:52,170	0:17,671	0:16,599	0:17,900	0:52,134	0:17,650	0:17,285	0:17,199	0:51,617	0:17,658	0:16,587	0:17,372	0:52,505	0:17,946	0:17,250	0:17,309	0:51,844	0:17,552	0:16,839	0:17,453
	0:23,842	0:22,109			0:22,814	0:22,639			0:22,505	0:22,389			0:23,981	0:23,180			0:23,211	0:22,332		



### R 8 DKM (OK) Heat 2 A < > C

Die schnellsten Zeiten

Ort	Nr. Fahrername	Zeit	Streckenl.	ø Speed
Ziel	18 Rosso,Andrea	0:47,136	1190 m	90,9 km/h
Sektion 1	22 Frisch,Valentino	0:17,307	452 m	94,0 km/h
Sektion 2	39 Thompson,Harry	0:15,185	368 m	87,2 km/h
Sektion 3	9 Mendez,Juan Diego	0:14,535	370 m	91,6 km/h

best	Stmr.7 Enders,Paul DEU RTG Kartsport			Stmr.14 Tröger,Tim DEU Mach1 Motorsport			Stmr.50 Kovacs,Zsombor HUN KMS EUROPE KFT.			Stmr.17 Füngeling,Luke DEU Valier Motorsport			Stmr.40 Fusen,Jan David DEU Solgat Motorsport							
	theoretisch mögliche Bestzeit	Ziel	Sektion 3	theoretisch mögliche Bestzeit	Ziel	Sektion 3	theoretisch mögliche Bestzeit	Ziel	Sektion 3	theoretisch mögliche Bestzeit	Ziel	Sektion 3	theoretisch mögliche Bestzeit	Ziel	Sektion 3					
Runde 1	0:50,136	0:19,186	0:15,760	0:15,190	0:51,888	0:19,609	0:16,771	0:15,508	0:52,128	0:19,472	0:17,044	0:15,612	0:51,289	0:19,626	0:16,685	0:14,978	0:52,375	0:20,141	0:16,584	0:15,650
Runde 2	0:48,987	0:18,430	0:15,748	0:14,809	0:49,093	0:17,872	0:16,297	0:14,924	0:49,469	0:18,084	0:16,101	0:15,284	0:50,920	0:18,093	0:17,360	0:15,467	0:50,328	0:17,996	0:16,539	0:15,793
Runde 3	0:48,065	0:17,729	0:15,587	0:14,749	0:48,168	0:17,675	0:15,672	0:14,821	0:48,720	0:18,057	0:15,782	0:14,881	0:49,550	0:18,338	0:16,174	0:15,038	0:49,496	0:18,378	0:15,827	0:15,291
Runde 4	0:48,360	0:17,700	0:15,952	0:14,708	0:47,859	0:17,523	0:15,561	0:14,775	0:47,730	0:17,567	0:15,432	0:14,731	0:47,827	0:17,621	0:15,440	0:14,766	0:48,448	0:18,045	0:15,594	0:14,809
Runde 5	0:47,687	0:17,682	0:15,378	0:14,627	0:47,705	0:17,533	0:15,459	0:14,713	0:47,486	0:17,489	0:15,372	0:14,625	0:47,634	0:17,538	0:15,344	0:14,752	0:47,867	0:17,550	0:15,438	0:14,879
Runde 6	0:47,397	0:17,391	0:15,365	0:14,641	0:48,044	0:17,560	0:15,792	0:14,692	0:47,527	0:17,469	0:15,401	0:14,657	0:47,558	0:17,524	0:15,391	0:14,643	0:47,707	0:17,535	0:15,399	0:14,773
Runde 7	0:47,521	0:17,454	0:15,477	0:14,590	0:47,721	0:17,448	0:15,572	0:14,701	0:47,517	0:17,528	0:15,354	0:14,635	0:47,560	0:17,414	0:15,427	0:14,719	0:47,681	0:17,494	0:15,443	0:14,744
Runde 8	0:48,064	0:17,766	0:15,666	0:14,632	0:48,222	0:17,473	0:15,420	0:15,329	0:47,956	0:17,546	0:15,385	0:15,025	0:47,588	0:17,517	0:15,339	0:14,732	0:47,612	0:17,488	0:15,323	0:14,801
Runde 9	0:47,274	0:17,333	0:15,307	0:14,634	0:48,000	0:17,910	0:15,444	0:14,646	0:48,546	0:17,816	0:15,753	0:14,977	0:48,092	0:17,471	0:15,388	0:15,233	0:47,709	0:17,515	0:15,404	0:14,790
Runde 10	0:47,469	0:17,387	0:15,480	0:14,602	0:47,723	0:17,534	0:15,479	0:14,710	0:48,483	0:17,810	0:15,516	0:15,157	0:48,317	0:17,556	0:15,533	0:15,228	0:47,754	0:17,504	0:15,471	0:14,779
Runde 11	0:56,641	0:17,734	0:17,154	0:21,753	0:52,995	0:17,760	0:17,003	0:18,232	0:51,793	0:17,739	0:16,504	0:17,550	0:53,003	0:18,740	0:16,782	0:17,481	0:52,268	0:18,099	0:16,887	0:17,282
	0:22,834	0:22,937			0:22,947	0:22,146			0:22,851	0:22,487			0:22,179	0:22,522			0:23,666	0:22,372		

### R 8 DKM (OK) Heat 2 A < > C

Die schnellsten Zeiten

Ort	Nr. Fahrername	Zeit	Streckenl.	ø Speed
Ziel	18 Rosso,Andrea	0:47,136	1190 m	90,9 km/h
Sektion 1	22 Frisch,Valentino	0:17,307	452 m	94,0 km/h
Sektion 2	39 Thompson,Harry	0:15,185	368 m	87,2 km/h
Sektion 3	9 Mendez,Juan Diego	0:14,535	370 m	91,6 km/h

	Stmr.58 Handsaeme,Xavier BEL KSM Schumacher Racing Team			Stmr.34 Saarijärvi,Frans-Emil FIN KOSKI MOTORSPORT			Stmr.32 Dörr,Phil DEU TB Racing Team			Stmr.10 O'dey,Levi DEU KSM Schumacher Racing Team			Stmr.18 Rosso,Andrea ITA CRG Holland		
	theoretisch mögliche Bestzeit	Ziel	Sektion 3	theoretisch mögliche Bestzeit	Ziel	Sektion 3	theoretisch mögliche Bestzeit	Ziel	Sektion 3	theoretisch mögliche Bestzeit	Ziel	Sektion 3	theoretisch mögliche Bestzeit	Ziel	Sektion 3
best	0:47,354	0:17,393	0:15,305	0:47,488	0:17,491	0:15,319	0:47,504	0:17,393	0:15,390	0:47,563	0:17,468	0:15,351	0:47,136	0:17,326	0:15,255
Runde 1	0:52,488	0:20,001	0:16,747	0:52,695	0:20,024	0:16,812	0:52,910	0:20,104	0:17,077	0:53,780	0:20,530	0:17,081	0:53,496	0:19,913	0:16,877
Runde 2	0:49,482	0:17,920	0:15,981	0:49,888	0:17,984	0:16,165	0:49,411	0:18,412	0:15,793	0:49,491	0:18,653	0:15,796	0:49,665	0:18,330	0:16,026
Runde 3	0:49,262	0:17,889	0:15,881	0:49,452	0:18,095	0:15,712	0:49,288	0:18,280	0:15,646	0:49,012	0:18,372	0:15,590	0:50,377	0:19,108	0:16,268
Runde 4	0:48,057	0:17,773	0:15,473	0:48,012	0:17,756	0:15,561	0:50,044	0:18,346	0:16,255	0:49,772	0:18,009	0:16,581	0:49,501	0:18,187	0:15,952
Runde 5	0:47,803	0:17,531	0:15,496	0:47,800	0:17,635	0:15,480	0:47,965	0:17,602	0:15,580	0:47,913	0:17,631	0:15,566	0:49,508	0:18,532	0:15,984
Runde 6	0:47,707	0:17,506	0:15,425	0:47,844	0:17,623	0:15,490	0:47,598	0:17,523	0:15,390	0:47,655	0:17,559	0:15,359	0:47,503	0:17,409	0:15,389
Runde 7	0:47,590	0:17,505	0:15,380	0:47,544	0:17,532	0:15,411	0:48,304	0:17,428	0:15,949	0:48,213	0:17,684	0:15,709	0:47,431	0:17,533	0:15,274
Runde 8	0:47,727	0:17,489	0:15,418	0:47,669	0:17,551	0:15,414	0:47,600	0:17,495	0:15,413	0:47,608	0:17,546	0:15,351	0:47,652	0:17,598	0:15,386
Runde 9	0:47,354	0:17,393	0:15,305	0:47,488	0:17,560	0:15,319	0:47,525	0:17,393	0:15,394	0:47,563	0:17,468	0:15,367	0:47,136	0:17,326	0:15,255
Runde 10	0:47,918	0:17,413	0:15,396	0:47,630	0:17,491	0:15,381	0:47,504	0:17,412	0:15,415	0:47,570	0:17,516	0:15,407	0:48,363	0:17,808	0:15,733
Runde 11	0:53,300	0:18,143	0:17,023	0:53,405	0:18,735	0:16,921	0:51,115	0:17,836	0:16,728	0:52,896	0:18,014	0:17,303	0:52,131	0:18,066	0:17,254
				0:22,987		0:23,422		0:21,960	0:21,850		0:22,797	0:23,101		0:22,917	0:22,850

**R 8 DKM (OK) Heat 2 A < > C**

Die schnellsten Zeiten

Ort	Nr. Fahrername	Zeit	Streckenl.	ø Speed
Ziel	18 Rosso,Andrea	0:47,136	1190 m	90,9 km/h
Sektion 1	22 Frisch,Valentino	0:17,307	452 m	94,0 km/h
Sektion 2	39 Thompson,Harry	0:15,185	368 m	87,2 km/h
Sektion 3	9 Mendez,Juan Diego	0:14,535	370 m	91,6 km/h

	Stmr.23 Proš,František CZE PRAGA VMS RACING		Stmr.33 Korhainen,Rasmus FIN KOSKI MOTORSPORT		Stmr.19 Tröger,Niels DEU RTG Kartsport		Stmr.21 Anderrüti,Leandro CHE S.R.T. Motorsport		Stmr.9 Mendez,Juan Diego PAN EMILIA KART SRL			
	theoretisch mögliche Bestzeit	0:47,739	theoretisch mögliche Bestzeit	0:47,587	theoretisch mögliche Bestzeit	0:47,395	theoretisch mögliche Bestzeit	0:47,933	theoretisch mögliche Bestzeit	0:47,274		
best	Ziel	Sektion 1	Sektion 2	Sektion 3	Ziel	Sektion 1	Sektion 2	Sektion 3	Ziel	Sektion 1	Sektion 2	Sektion 3
	0:47,749	0:17,510	0:15,465	0:14,764	0:47,643	0:17,544	0:15,373	0:14,670	0:47,433	0:17,379	0:15,404	0:14,612
Runde 1	0:52,450	0:19,764	0:17,085	0:15,651	0:53,784	0:20,178	0:17,371	0:16,058	0:52,869	0:19,744	0:17,627	0:15,498
Runde 2	0:49,346	0:18,007	0:15,763	0:15,576	0:49,592	0:18,630	0:15,962	0:15,000	0:49,998	0:18,620	0:16,474	0:14,899
Runde 3	0:49,135	0:18,015	0:15,764	0:15,356	0:49,007	0:18,404	0:15,695	0:14,908	0:48,696	0:17,884	0:15,861	0:14,951
Runde 4	0:49,808	0:18,185	0:16,637	0:14,986	0:50,079	0:18,340	0:16,178	0:15,561	0:49,053	0:18,195	0:15,836	0:15,022
Runde 5	0:47,944	0:17,704	0:15,465	0:14,775	0:49,387	0:18,581	0:15,915	0:14,891	0:48,703	0:18,286	0:15,629	0:14,788
Runde 6	0:47,890	0:17,625	0:15,495	0:14,770	0:47,721	0:17,602	0:15,449	0:14,670	0:47,933	0:17,643	0:15,537	0:14,753
Runde 7	0:49,129	0:17,660	0:16,454	0:15,015	0:48,087	0:17,859	0:15,459	0:14,769	0:48,327	0:17,694	0:15,569	0:15,064
Runde 8	0:47,749	0:17,510	0:15,475	0:14,764	0:47,715	0:17,552	0:15,467	0:14,696	0:48,143	0:17,647	0:15,616	0:14,880
Runde 9	0:47,872	0:17,568	0:15,530	0:14,774	0:47,643	0:17,589	0:15,373	0:14,681	0:48,295	0:17,956	0:15,565	0:14,774
Runde 10	0:48,302	0:17,812	0:15,696	0:14,794	0:47,726	0:17,544	0:15,438	0:14,744	0:48,512	0:17,976	0:15,662	0:14,874
Runde 11	0:52,580	0:18,703	0:16,594	0:17,283	0:52,241	0:18,255	0:16,909	0:17,077	0:52,520	0:18,057	0:16,945	0:17,434
	0:22,506	0:22,970			0:38,764				0:22,856	0:22,074	0:23,023	0:22,668
											0:23,477	0:22,597

**R 8 DKM (OK) Heat 2 A < > C**

Die schnellsten Zeiten

Ort	Nr. Fahrername	Zeit	Streckenl.	ø Speed
Ziel	18 Rosso,Andrea	0:47,136	1190 m	90,9 km/h
Sektion 1	22 Frisch,Valentino	0:17,307	452 m	94,0 km/h
Sektion 2	39 Thompson,Harry	0:15,185	368 m	87,2 km/h
Sektion 3	9 Mendez,Juan Diego	0:14,535	370 m	91,6 km/h

	Snr.27 Born,Miklas CHE		Snr.55 Qutaj,David DEU		Snr.31 Meyer Hansen,Mikkel DNK		Snr.25 Hansen,Mads E DNK		Snr.12 Schulte,Maximilian DEU	
	Innovative Competition	KSB RACING TEAM	Racing Motor DK	TK Racing	Solgar Motorsport					
best	theoretisch mögliche Bestzeit 0:47,823	theoretisch mögliche Bestzeit 0:47,682	theoretisch mögliche Bestzeit 0:47,630	theoretisch mögliche Bestzeit 0:47,560	theoretisch mögliche Bestzeit 0:47,705					
Runde 1	Ziel Sektion 1 Sektion 2 Sektion 3	Ziel Sektion 1 Sektion 2 Sektion 3	Ziel Sektion 1 Sektion 2 Sektion 3	Ziel Sektion 1 Sektion 2 Sektion 3	Ziel Sektion 1 Sektion 2 Sektion 3					
Runde 2	0:47,962 0:17,621 0:15,503 0:14,699	0:54,465 0:20,794 0:17,626 0:16,045	0:54,058 0:20,666 0:17,669 0:15,723	0:52,891 0:19,916 0:17,396 0:15,579	0:53,074 0:20,017 0:17,293 0:15,764					
Runde 3	0:49,918 0:19,095 0:15,911 0:14,912	0:50,588 0:18,693 0:16,737 0:15,158	0:51,353 0:18,437 0:17,338 0:15,578	0:50,388 0:18,999 0:16,432 0:14,957	0:51,636 0:18,774 0:17,300 0:15,562					
Runde 4	0:48,995 0:18,299 0:15,800 0:14,896	0:48,360 0:17,845 0:15,661 0:14,854	0:48,660 0:17,818 0:15,863 0:14,979	0:49,248 0:17,918 0:16,149 0:15,181	0:48,571 0:17,832 0:15,761 0:14,978					
Runde 5	0:50,119 0:18,477 0:16,158 0:15,484	0:49,238 0:17,932 0:16,058 0:15,248	0:49,271 0:17,758 0:16,008 0:15,505	0:49,784 0:18,020 0:16,448 0:15,316	0:49,550 0:18,207 0:15,871 0:15,472					
Runde 6	0:48,224 0:17,914 0:15,611 0:14,699	0:49,514 0:18,589 0:15,989 0:14,936	0:49,254 0:17,974 0:16,064 0:15,216	0:50,278 0:18,563 0:16,378 0:15,337	0:49,912 0:18,237 0:16,035 0:15,640					
Runde 7	0:47,962 0:17,708 0:15,503 0:14,751	0:48,103 0:17,789 0:15,578 0:14,736	0:48,486 0:17,648 0:15,675 0:15,163	0:48,880 0:18,404 0:15,678 0:14,798	0:48,133 0:17,726 0:15,518 0:14,889					
Runde 8	0:48,607 0:17,621 0:15,577 0:15,409	0:48,306 0:17,656 0:15,853 0:14,797	0:48,479 0:17,540 0:15,691 0:15,248	0:48,316 0:17,498 0:15,593 0:15,225	0:48,536 0:17,592 0:15,627 0:15,317					
Runde 9	0:48,586 0:18,023 0:15,704 0:14,859	0:48,464 0:17,676 0:15,591 0:15,197	0:47,676 0:17,484 0:15,486 0:14,706	0:47,930 0:17,592 0:15,587 0:14,751	0:47,918 0:17,604 0:15,413 0:14,901					
Runde 10	0:48,258 0:17,692 0:15,830 0:14,736	0:47,990 0:17,641 0:15,637 0:14,712	0:47,764 0:17,442 0:15,482 0:14,840	0:47,816 0:17,610 0:15,486 0:14,720	0:48,259 0:18,018 0:15,428 0:14,813					
Runde 11	0:48,137 0:17,769 0:15,638 0:14,730	0:48,001 0:17,392 0:15,823 0:14,786	0:47,859 0:17,480 0:15,627 0:14,752	0:47,596 0:17,366 0:15,474 0:14,756	0:47,757 0:17,495 0:15,465 0:14,797					
	0:52,774 0:18,477 0:16,929 0:17,368	0:51,940 0:18,056 0:16,573 0:17,311	0:52,270 0:18,046 0:17,135 0:17,089	0:51,930 0:17,908 0:16,918 0:17,104	0:52,122 0:18,146 0:16,727 0:17,249					
	0:23,849 0:23,493	0:23,426 0:23,782	0:24,116 0:23,092	0:24,346 0:23,000	0:24,845 0:23,138					


**R 8 DKM (OK) Heat 2 A < > C**

## Die schnellsten Zeiten

Ort	Nr. Fahrername	Zeit	Streckenl.	Ø Speed
Ziel	18 Rosso,Andrea	0:47,136	1190 m	90,9 km/h
Sektion 1	22 Frisch,Valentino	0:17,307	452 m	94,0 km/h
Sektion 2	39 Thompson,Harry	0:15,185	368 m	87,2 km/h
Sektion 3	9 Mendez,Juan Diego	0:14,535	370 m	91,6 km/h

**Stmr.6 Schaller,Marek**  
 DEU

## RTG Kartsport

theoretisch mögliche Bestzeit 0:47,932

Ziel Sektion 1 Sektion 2 Sektion 3

0:47,932 0:17,587 0:15,551 0:14,794

Runde 1 0:52,776 0:20,103 0:16,832 0:15,841

Runde 2 0:49,530 0:17,938 0:15,888 0:15,704

Runde 3 0:49,403 0:18,388 0:15,806 0:15,209

Runde 4 0:50,820 0:18,262 0:16,938 0:15,620

Runde 5 0:49,735 0:18,511 0:16,084 0:15,140

Runde 6 0:48,974 0:18,183 0:15,895 0:14,896

Runde 7 0:49,356 0:17,954 0:15,724 0:15,678

Runde 8 0:48,320 0:17,929 0:15,573 0:14,818

Runde 9 0:48,120 0:17,736 0:15,569 0:14,815

Runde 10 0:47,932 0:17,587 0:15,551 0:14,794

Runde 11 0:52,269 0:18,093 0:16,882 0:17,294

0:24,223 0:23,834

**Stmr.13 Tauscher,Alexander**  
 DEU

## Lanari Racing Team

theoretisch mögliche Bestzeit 0:47,310

Ziel Sektion 1 Sektion 2 Sektion 3

0:47,338 0:17,421 0:15,298 0:14,591

Runde 1 0:50,671 0:18,659 0:15,765 0:16,247

Runde 2 0:49,085 0:18,557 0:15,687 0:14,841

Runde 3 0:47,985 0:17,730 0:15,513 0:14,742

Runde 4 0:47,993 0:17,569 0:15,711 0:14,713

Runde 5 0:47,462 0:17,512 0:15,301 0:14,649

Runde 6 0:47,418 0:17,421 0:15,343 0:14,654

Runde 7 0:47,703 0:17,642 0:15,470 0:14,591

Runde 8 0:47,979 0:17,936 0:15,445 0:14,598

Runde 9 0:47,338 0:17,427 0:15,298 0:14,613

Runde 10 0:47,460 0:17,480 0:15,355 0:14,625

Runde 11 0:18,863 0:17,537 0:16,718 0:44,608

0:24,313

	Ziel	Sektion 1	Sektion 2	Sektion 3	Ziel	Sektion 1	Sektion 2	Sektion 3	Ziel	Sektion 1	Sektion 2	Sektion 3
best	0:47,932	0:17,587	0:15,551	0:14,794	0:47,338	0:17,421	0:15,298	0:14,591				
Runde 1	0:52,776	0:20,103	0:16,832	0:15,841	0:50,671	0:18,659	0:15,765	0:16,247				
Runde 2	0:49,530	0:17,938	0:15,888	0:15,704	0:49,085	0:18,557	0:15,687	0:14,841				
Runde 3	0:49,403	0:18,388	0:15,806	0:15,209	0:47,985	0:17,730	0:15,513	0:14,742				
Runde 4	0:50,820	0:18,262	0:16,938	0:15,620	0:47,993	0:17,569	0:15,711	0:14,713				
Runde 5	0:49,735	0:18,511	0:16,084	0:15,140	0:47,462	0:17,512	0:15,301	0:14,649				
Runde 6	0:48,974	0:18,183	0:15,895	0:14,896	0:47,418	0:17,421	0:15,343	0:14,654				
Runde 7	0:49,356	0:17,954	0:15,724	0:15,678	0:47,703	0:17,642	0:15,470	0:14,591				
Runde 8	0:48,320	0:17,929	0:15,573	0:14,818	0:47,979	0:17,936	0:15,445	0:14,598				
Runde 9	0:48,120	0:17,736	0:15,569	0:14,815	0:47,338	0:17,427	0:15,298	0:14,613				
Runde 10	0:47,932	0:17,587	0:15,551	0:14,794	0:47,460	0:17,480	0:15,355	0:14,625				
Runde 11	0:52,269	0:18,093	0:16,882	0:17,294	0:18,863	0:17,537	0:16,718	0:44,608				



Strecke / track: 1190m  
 started: 32 classified: 32 not classified: 0

fastest Lap Sasse, Hugo at: 0:46,927  
 Doc. 29

Pos	Str. Nr.	Fahrer / Driver	Nation	Bewerber/Sponsor	Nation	Linzenz/B-Linzenz	Chassis/Motor/Reifen	Points	Runden Laps	Gesamtzeit Differenz	Abstand Gap	beste Runde best Lap	in R. in L.	o Geschw. n Speed
1	86	Sasse, Hugo	DEU	TB Racing Team	DEU	IKCR 1147248 KBF 1116906	Kart Republic / lame / Vego	0	13	10:18,974		0:46,927	11	90 km/h
2	57	Coluccio, Luigi	ITA	BIREL ART RACING KSW	AUT	344161 BK 102	BirelART / TM / Vego	2	13	10:23,783 0:04,809	0:04,809	0:47,108	7	89,3 km/h 90,9 km/h
3	42	Maloney, Zane	BRB	Ricky Flynn Motorsport	GBR	376 162392	FA Kart / Vortex / Vego	3	13	10:23,830 0:04,856	0:00,047	0:46,929	11	89,3 km/h 91,3 km/h
4	77	Tramnitz, Tim	DEU	KSM Schumacher Racing Team	DEU	IKCR 1161254 KBF 1067587	Tony Kart / Vortex / Vego	4	13	10:23,831 0:04,857	0:00,001	0:47,178	11	89,3 km/h 90,8 km/h
5	36	Van Der Helm, Tijmen	NLD	KSM Schumacher Racing Team	DEU	35964 KBF 1067587	Tony Kart / Vortex / Vego	5	13	10:24,109 0:05,135	0:00,278	0:47,134	12	89,2 km/h 90,9 km/h
6	38	Buus, Bastian	DNK	RS Competition	DNK	59991 36053	Tony Kart / Vortex / Vego	6	13	10:24,205 0:05,231	0:00,096	0:47,210	8	89,2 km/h 90,7 km/h
7	49	Van Berlo, Glenn	NLD	Lennox Racing Team	ITA	36847 322955	Exprit / Vortex / Vego	7	13	10:26,198 0:07,224	0:01,993	0:47,300	6	88,9 km/h 90,6 km/h
8	66	Zug, Marius	DEU	TB Racing Team	DEU	IKC 1153913 KBF 1116906	Kart Republic / Parilla / Vego	8	13	10:26,815 0:07,841	0:00,617	0:47,135	8	88,8 km/h 90,9 km/h
9	17	Füngeling, Luke	DEU	Valier Motorsport	DEU	IKC 1136804 KBF 1063735	SODI / lame / Vego	9	13	10:26,970 0:07,996	0:00,155	0:47,036	8	88,8 km/h 91,1 km/h
10	4	Arnold, Felix	DEU	KSM Schumacher Racing Team	DEU	IKA 1138542 KBF 1067587	Tony Kart / Vortex / Vego	10	13	10:27,105 0:08,131	0:00,135	0:47,303	8	88,8 km/h 90,6 km/h
11	29	Skjellerup, Oliver	DNK	Robert Schlussen	DNK	58044 36053	Tony Kart / Vortex / Vego	11	13	10:27,541 0:08,567	0:00,436	0:47,246	9	88,7 km/h 90,7 km/h
12	34	Saarijärvi, Frans-Emil	FIN	KOSKI MOTORSPORT	FIN	3476557 50054310	Tony Kart / Vortex / Vego	12	13	10:27,894 0:08,920	0:00,353	0:47,412	10	88,7 km/h 90,4 km/h
13	16	Volz, Rico	DEU	RS-Motorsport	DEU	IKC 1154071 KBF 1104126	CRG / lame / Vego	13	13	10:28,111 0:09,137	0:00,217	0:47,396	11	88,7 km/h 90,4 km/h
14	10	O' dey, Levi	DEU	KSM Schumacher Racing Team	DEU	IKCR 1164486 KBF 1067587	Tony Kart / Vortex / Vego	14	13	10:28,252 0:09,278	0:00,141	0:47,373	11	88,6 km/h 90,4 km/h
15	40	Fusen, Jan David	DEU	Solgat Motorsport	DEU	IKC 1137577 KBF 1079882	BirelArt / TM / Vego	15	13	10:29,311 0:10,337	0:01,059	0:47,345	12	88,5 km/h 90,5 km/h
16	19	Tröger, Niels	DEU	RTG Kartsport	DEU	IKC 1139697 KBF 1166823	CRG / lame / Vego	16	13	10:30,027 0:11,053	0:00,716	0:47,196	13	88,4 km/h 90,8 km/h
17	14	Tröger, Tim	DEU	Mach1 Motorsport	DEU	IKC 1132554 KBF 1005514	Mach1 / lame / Vego	17	13	10:30,702 0:11,728	0:00,675	0:47,342	13	88,3 km/h 90,5 km/h
18	15	Maisch, Luca	DEU	TB Racing Team	DEU	IKC 1154306 KBF 1116906	Kart Republic / lame / Vego	18	13	10:30,855 0:11,881	0:00,153	0:47,218	13	88,3 km/h 90,7 km/h
19	54	Lehtonen, Henri	FIN	KOSKI MOTORSPORT	FIN	28654661 50054310	Tony Kart / Vortex / Vego	19	13	10:33,656 0:14,682	0:02,801	0:47,598	9	87,9 km/h 90 km/h
20	88	Schmidli, Titus-Shanghai	CHE	CS Racing	CHE	502418 500001	OTK / Vortex / Vego	20	13	10:34,070 0:15,096	0:00,414	0:47,623	13	87,8 km/h 90 km/h
21	27	Born, Miklas	CHE	Innovative Competition	CHE	505145 500033	Exprit / Vortex / Vego	21	13	10:35,656 0:16,682	0:01,586	0:47,978	11	87,6 km/h 89,3 km/h
22	24	Pavlíček, Matěj	CZE	PRAGA VMS RACING	CZE	18 AS 0060 18 AT 00031	PRAGA / TM / Vego	22	13	10:38,894 0:19,910	0:03,228	0:47,582	7	87,2 km/h 90 km/h
23	6	Schaller, Marek	DEU	RTG Kartsport	DEU	IKC 1151363 KBF 1166823	Kosmic / lame / Vego	23	13	10:39,735 0:20,761	0:00,851	0:47,878	13	87,1 km/h 89,5 km/h
24	26	Alibaks, Renzo	NLD	Zanardi Racing Team	NLD	36331 28613	Zanardi / Parilla / Vego	24	13	10:41,558 0:22,584	0:01,823	0:47,616	13	86,8 km/h 90 km/h
25	23	Pros, Frantisek	CZE	PRAGA VMS RACING	CZE	18 SA0105 18 AT 00031	PRAGA / TM / Vego	25	13	10:42,539 0:23,565	0:00,981	0:47,939	6	86,7 km/h 89,4 km/h
26	44	Muth, Lukas	CHE	KSB RACING TEAM	AUT	502233 BK 002	Kosmic / Vortex / Vego	26	13	10:48,114 0:29,140	0:05,575	0:47,646	13	85,9 km/h 89,9 km/h
27	12	Schulte, Maximilian	DEU	Solgat Motorsport	DEU	IKCR 1153757 KBF 1079882	BirelArt / TM / Vego	27	13	11:01,761 0:42,787	0:13,647	0:47,771	12	84,2 km/h 89,7 km/h
28	8	Liwinski, David	NLD	Mach1 Motorsport	DEU	35786 KBF 1005514	Mach1 / lame / Vego	28	7	5:44,498 4:52,424	6 R	0:47,512	6	87 km/h 90,2 km/h
29	20	Linty, Etienne	ITA	EMILIA KART SRL	ITA	337697 295453	BirelART / lame / Vego	29	6	7 R 13 R	1 R	0:47,040	6	87,9 km/h 91,1 km/h
30	55	Qufaj, David	DEU	KSB RACING TEAM	AUT	IKC 1141427 BK 002	Kosmic / Vortex / Vego	30	1	0:58,066 12 R	5 R	0:55,115	1	73,8 km/h 77,7 km/h
31	59	Damhuis, Philipp	DEU	KSM Schumacher Racing Team	DEU	IKC 1147505 KBF 1067587	Kosmic / Vortex / Vego	31	0	0:02,775 13 R	1 R			
32	53	Perttala, Niko	FIN	KOSKI MOTORSPORT	FIN	32982484 50054310	Tony Kart / Vortex / Vego	32	0	0:03,495 13 R	0:00,720			

StNr. 23,26,24 5 sec penalty Frontfiring

Rennleitung: Rüdiger Luth Racedirektor: Thomas Lainer

Sportkommissare: Thomas Ferrero / Ulrich Bell / Franz-Josef Serr / Frank Tautenhahn

Techn. Kommissare: H.-J. Dangers / A.Sengpiel / M. Grasshoff / C. Schmidt / D.Pietzko / W.Amend / M.Ambrosius

Zeinnahme: KART-DATA timing service Franz Schieszler / Manuela Hintner

Zeinnahme / timekeeping

Control  
  
 Franz Schieszler

Aushangzeit : 14:39:38

### R 4 DKM (OK) Heat 1 B < > C

Strecke / track: 1190

Fahrername Driver	Sasse Hugo	Coluccio Luigi	Maloney Zane	Tramnitz Tim	Van Der Helm Tijmen	Buus Bastian	Van Berlo Glenn	Zug Marius	Füngeling Luke	Arnold Felix	Skjellerup Oliver	Saarjärv Frans-Emil
schnellste in Runde	0:46,927 Rn. 11	0:47,108 Rn. 7	0:46,929 Rn. 11	0:47,178 Rn. 11	0:47,134 Rn. 12	0:47,210 Rn. 8	0:47,300 Rn. 6	0:47,135 Rn. 8	0:47,036 Rn. 8	0:47,303 Rn. 8	0:47,246 Rn. 9	0:47,412 Rn. 10
Speed	91,3 km/h	90,9 km/h	91,3 km/h	90,8 km/h	90,9 km/h	90,7 km/h	90,6 km/h	90,9 km/h	91,1 km/h	90,6 km/h	90,7 km/h	90,4 km/h
Lap 1	0:49,574	0:49,836	0:49,631	0:49,630	0:51,171	0:50,488	0:51,561	0:52,506	0:52,181	0:50,752	0:52,214	0:52,213
Lap 2	0:48,553	0:49,645	0:49,731	0:48,697	0:48,554	0:48,867	0:48,189	0:48,776	0:48,569	0:48,856	0:48,706	0:49,277
Lap 3	0:47,824	0:47,869	0:48,012	0:48,032	0:48,070	0:48,260	0:48,494	0:47,857	0:48,406	0:48,461	0:48,162	0:48,432
Lap 4	0:47,622	0:47,591	0:47,978	0:47,718	0:47,922	0:48,239	0:47,645	0:47,829	0:47,770	0:47,820	0:47,764	0:47,718
Lap 5	0:47,357	0:47,390	0:47,362	0:47,537	0:47,332	0:47,410	0:47,896	0:47,528	0:47,477	0:48,163	0:47,711	0:47,448
Lap 6	0:47,125	0:47,142	0:47,204	0:47,351	0:47,339	0:47,332	0:47,300	0:47,428	0:47,563	0:47,565	0:47,515	0:47,465
Lap 7	0:47,243	0:47,108	0:47,300	0:47,309	0:47,187	0:47,421	0:47,348	0:47,570	0:48,040	0:47,976	0:47,833	0:47,701
Lap 8	0:47,234	0:47,155	0:46,990	0:47,299	0:47,162	0:47,210	0:47,325	0:47,135	0:47,036	0:47,303	0:47,491	0:47,469
Lap 9	0:47,320	0:47,662	0:47,602	0:47,676	0:47,333	0:47,643	0:47,430	0:47,266	0:47,279	0:47,332	0:47,246	0:47,434
Lap 10	0:47,107	0:47,778	0:47,429	0:47,378	0:47,338	0:47,451	0:47,402	0:47,199	0:47,262	0:47,369	0:47,590	0:47,412
Lap 11	0:46,927	0:47,204	0:46,929	0:47,178	0:47,232	0:47,371	0:48,434	0:48,492	0:47,776	0:47,747	0:47,367	0:47,424
Lap 12	0:47,043	0:47,163	0:47,253	0:47,640	0:47,134	0:47,290	0:47,561	0:47,423	0:48,029	0:48,594	0:48,191	0:47,953
Lap 13	0:46,934	0:48,914	0:49,269	0:49,168	0:48,944	0:47,825	0:47,853	0:48,297	0:47,653	0:47,512	0:47,565	0:47,664

### R 4 DKM (OK) Heat 1 B < > C

Strecke / track: 1190

Fahrername Driver	Volz Rico	O'dey Levi	Fusen Jan David	Tröger Niels	Tröger Tim	Maisch Luca	Lehtonen Henri	Schmidli Titus-Shanghai	Born Miklas	Pavlicek Matej	Schaller Marek	Alibaks Renzo
schnellste in Runde	0:47,396 Rn. 11	0:47,373 Rn. 11	0:47,345 Rn. 12	0:47,196 Rn. 13	0:47,342 Rn. 13	0:47,218 Rn. 13	0:47,598 Rn. 9	0:47,623 Rn. 13	0:47,978 Rn. 11	0:47,582 Rn. 7	0:47,878 Rn. 13	0:47,616 Rn. 13
Speed	90,4 km/h	90,4 km/h	90,5 km/h	90,8 km/h	90,5 km/h	90,7 km/h	90,0 km/h	90,0 km/h	89,3 km/h	90,0 km/h	89,5 km/h	90,0 km/h
Lap 1	0:51,857	0:52,168	0:52,274	0:54,703	0:55,598	0:55,265	0:53,040	0:54,717	0:53,991	0:53,398	0:57,968	0:55,827
Lap 2	0:48,454	0:49,038	0:49,790	0:48,706	0:49,207	0:48,739	0:48,826	0:49,959	0:48,574	0:48,747	0:48,985	0:48,684
Lap 3	0:48,229	0:47,915	0:48,013	0:47,689	0:47,934	0:47,759	0:48,511	0:48,349	0:48,450	0:47,933	0:48,549	0:48,618
Lap 4	0:47,796	0:47,749	0:48,108	0:47,689	0:47,911	0:47,685	0:48,303	0:47,808	0:48,478	0:47,761	0:48,493	0:48,208
Lap 5	0:47,641	0:47,569	0:48,982	0:47,700	0:47,613	0:47,822	0:48,533	0:47,941	0:48,010	0:48,318	0:48,454	0:47,903
Lap 6	0:47,818	0:47,619	0:47,570	0:47,809	0:47,805	0:47,858	0:47,912	0:47,682	0:48,341	0:47,697	0:48,215	0:47,962
Lap 7	0:49,118	0:47,861	0:47,435	0:47,405	0:47,611	0:47,372	0:48,633	0:48,092	0:48,152	0:47,582	0:48,093	0:48,437
Lap 8	0:47,459	0:47,421	0:47,572	0:47,865	0:47,622	0:47,752	0:47,843	0:48,000	0:48,460	0:48,344	0:48,108	0:47,978
Lap 9	0:47,462	0:47,398	0:47,478	0:47,547	0:47,361	0:47,375	0:47,598	0:48,301	0:48,442	0:48,282	0:48,004	0:48,038
Lap 10	0:47,476	0:47,469	0:47,546	0:47,260	0:47,769	0:47,369	0:47,773	0:47,756	0:47,987	0:48,283	0:48,127	0:48,077
Lap 11	0:47,396	0:47,373	0:47,723	0:47,855	0:47,359	0:48,192	0:47,669	0:47,752	0:47,978	0:47,921	0:47,976	0:48,019
Lap 12	0:47,661	0:48,254	0:47,345	0:47,481	0:47,414	0:48,380	0:47,837	0:47,629	0:48,115	0:48,468	0:48,047	0:47,942
Lap 13	0:47,883	0:47,936	0:47,405	0:47,196	0:47,342	0:47,218	0:48,478	0:47,623	0:48,059	0:48,550	0:47,878	0:47,616

## R 4 DKM (OK) Heat 1 B < > C

Strecke / track: 1190

Fahrername Driver	Pros Frantisek	Muth Lukas	Schulte Maximilian	Liwinski David	Linty Erienne	Qufaj David	Damhuis Philipp	Perttala Niko
schnellste Runde in Runde	0:47,939 Rn. 6	0:47,646 Rn. 13	0:47,771 Rn. 12	0:47,512 Rn. 6	0:47,040 Rn. 6	0:55,115 Rn. 1		
Speed	89,4 km/h	89,9 km/h	89,7 km/h	90,2 km/h	91,1 km/h	77,7 km/h		
Lap 1	0:54,869	1:08,721	1:20,686	0:54,097	0:50,712	0:55,115		
Lap 2	0:48,959	0:48,874	0:49,227	0:48,939	0:49,011			
Lap 3	0:48,895	0:48,335	0:48,376	0:48,095	0:49,161			
Lap 4	0:48,086	0:48,252	0:48,146	0:47,716	0:47,628			
Lap 5	0:48,083	0:48,047	0:47,835	0:48,062	0:47,575			
Lap 6	0:47,939	0:47,869	0:47,873	0:47,512	0:47,040			
Lap 7	0:48,494	0:47,949	0:48,041	0:47,784				
Lap 8	0:47,990	0:47,853	0:48,185					
Lap 9	0:47,973	0:48,087	0:48,160					
Lap 10	0:48,153	0:47,885	0:48,038					
Lap 11	0:48,148	0:47,911	0:47,843					
Lap 12	0:48,494	0:47,758	0:47,771					
Lap 13	0:48,153	0:47,646	0:48,006					

**R 4 DKM (OK) Heat 1 B < > C**

Ziel		Sektion 1		Sektion 2		Sektion 3	
Fahrername	Zeit	Fahrername	Zeit	Fahrername	Zeit	Fahrername	Zeit
1 86 Sasse,Hugo	0:46,927	86 Sasse,Hugo	0:17,262	57 Coluccio,Luigi	0:15,142	42 Maloney,Zane	0:14,431
2 42 Maloney,Zane	0:46,929	20 Linty,Etienne	0:17,295	42 Maloney,Zane	0:15,148	86 Sasse,Hugo	0:14,433
3 17 Füngeling,Luke	0:47,036	57 Coluccio,Luigi	0:17,297	19 Tröger,Niels	0:15,171	20 Linty,Etienne	0:14,470
4 20 Linty,Etienne	0:47,040	42 Maloney,Zane	0:17,312	17 Füngeling,Luke	0:15,172	49 Van Berlo,Glenn	0:14,500
5 57 Coluccio,Luigi	0:47,108	15 Maisch,Luca	0:17,315	86 Sasse,Hugo	0:15,179	66 Zug,Marius	0:14,516
6 36 Van Der Helm,Tijmen	0:47,134	36 Van Der Helm,Tijmen	0:17,320	49 Van Berlo,Glenn	0:15,199	15 Maisch,Luca	0:14,542
7 66 Zug,Marius	0:47,135	17 Füngeling,Luke	0:17,320	77 Tramnitz,Tim	0:15,215	17 Füngeling,Luke	0:14,544
8 77 Tramnitz,Tim	0:47,178	66 Zug,Marius	0:17,339	20 Linty,Etienne	0:15,222	19 Tröger,Niels	0:14,553
9 19 Tröger,Niels	0:47,196	4 Arnold,Felix	0:17,348	36 Van Der Helm,Tijmen	0:15,240	38 Buus,Bastian	0:14,555
10 38 Buus,Bastian	0:47,210	16 Volz,Rico	0:17,354	40 Fusen,Jan David	0:15,244	36 Van Der Helm,Tijmen	0:14,556
11 15 Maisch,Luca	0:47,218	77 Tramnitz,Tim	0:17,363	10 O´dey,Levi	0:15,255	29 Skjellerup,Oliver	0:14,556
12 29 Skjellerup,Oliver	0:47,246	14 Tröger,Tim	0:17,363	12 Schulte,Maximilian	0:15,256	57 Coluccio,Luigi	0:14,567
13 49 Van Berlo,Glenn	0:47,300	40 Fusen,Jan David	0:17,367	66 Zug,Marius	0:15,259	4 Arnold,Felix	0:14,573
14 4 Arnold,Felix	0:47,303	38 Buus,Bastian	0:17,376	14 Tröger,Tim	0:15,265	34 Saarijärvi,Frans-Emil	0:14,582
15 14 Tröger,Tim	0:47,342	19 Tröger,Niels	0:17,391	38 Buus,Bastian	0:15,279	77 Tramnitz,Tim	0:14,597
16 40 Fusen,Jan David	0:47,345	49 Van Berlo,Glenn	0:17,392	29 Skjellerup,Oliver	0:15,293	14 Tröger,Tim	0:14,602
17 10 O´dey,Levi	0:47,373	29 Skjellerup,Oliver	0:17,397	15 Maisch,Luca	0:15,293	16 Volz,Rico	0:14,605
18 16 Volz,Rico	0:47,396	10 O´dey,Levi	0:17,421	16 Volz,Rico	0:15,297	40 Fusen,Jan David	0:14,614
19 34 Saarijärvi,Frans-Emil	0:47,412	54 Lehtonen,Henri	0:17,443	34 Saarijärvi,Frans-Emil	0:15,305	10 O´dey,Levi	0:14,618
20 8 Liwinski,David	0:47,512	8 Liwinski,David	0:17,448	4 Arnold,Felix	0:15,310	24 Pavlicek,Matěj	0:14,618
21 24 Pavlicek,Matěj	0:47,582	34 Saarijärvi,Frans-Emil	0:17,454	8 Liwinski,David	0:15,317	88 Schmidli,Titus-Shanghai	0:14,643
22 54 Lehtonen,Henri	0:47,598	26 Alibaks,Renzo	0:17,458	44 Muth,Lukas	0:15,319	44 Muth,Lukas	0:14,654
23 26 Alibaks,Renzo	0:47,616	88 Schmidli,Titus-Shanghai	0:17,491	26 Alibaks,Renzo	0:15,351	54 Lehtonen,Henri	0:14,663
24 88 Schmidli,Titus-Shanghai	0:47,623	24 Pavlicek,Matěj	0:17,545	88 Schmidli,Titus-Shanghai	0:15,370	27 Born,Miklas	0:14,695
25 44 Muth,Lukas	0:47,646	6 Schaller,Marek	0:17,563	24 Pavlicek,Matěj	0:15,372	8 Liwinski,David	0:14,698
26 12 Schulte,Maximilian	0:47,771	23 Pros,František	0:17,589	54 Lehtonen,Henri	0:15,413	26 Alibaks,Renzo	0:14,700
27 6 Schaller,Marek	0:47,878	44 Muth,Lukas	0:17,636	6 Schaller,Marek	0:15,475	23 Pros,František	0:14,716
28 23 Pros,František	0:47,939	12 Schulte,Maximilian	0:17,644	23 Pros,František	0:15,488	12 Schulte,Maximilian	0:14,763
29 27 Born,Miklas	0:47,978	27 Born,Miklas	0:17,647	27 Born,Miklas	0:15,502	6 Schaller,Marek	0:14,796
30 55 Qufaj,David	0:55,115	55 Qufaj,David	0:20,638	55 Qufaj,David	0:17,118	55 Qufaj,David	0:17,359
31 59 Damhuis,Philipp		53 Perratala,Niko	0:21,414	59 Damhuis,Philipp		59 Damhuis,Philipp	
32 53 Perratala,Niko		59 Damhuis,Philipp		53 Perratala,Niko		53 Perratala,Niko	

### R 4 DKM (OK) Heat 1 B < > C

#### Die schnellsten Zeiten

Ort	Nr. Fahrername	Zeit	Streckenl.	ø Speed
Ziel	86 Sasse,Hugo	0:46,927	1190 m	91,3 km/h
Sektion 1	86 Sasse,Hugo	0:17,262	452 m	94,3 km/h
Sektion 2	57 Coluccio,Luigi	0:15,142	368 m	87,5 km/h
Sektion 3	42 Maloney,Zane	0:14,431	370 m	92,3 km/h

best	Snr.86 Sasse,Hugo DEU TB Racing Team		Snr.57 Coluccio,Luigi ITA BIREL ART RACING KSW		Snr.42 Maloney,Zane BRB Ricky Flynn Motorsport		Snr.77 Tramitz,Tim DEU KSM Schumacher Racing Team		Snr.36 Van Der Helm,Tijmen NLD KSM Schumacher Racing Team							
	theoretisch mögliche Bestzeit	Ziel	theoretisch mögliche Bestzeit	Ziel	theoretisch mögliche Bestzeit	Ziel	theoretisch mögliche Bestzeit	Ziel	theoretisch mögliche Bestzeit	Ziel						
Runde 1	0:49,574	0:18,390	0:15,882	0:15,302	0:49,836	0:19,224	0:15,759	0:14,853	0:49,630	0:18,729	0:15,864	0:15,037	0:51,171	0:19,929	0:15,913	0:15,329
Runde 2	0:48,553	0:17,925	0:15,742	0:14,886	0:49,645	0:18,024	0:16,074	0:15,547	0:48,697	0:18,083	0:15,712	0:14,902	0:48,554	0:17,874	0:15,747	0:14,933
Runde 3	0:47,824	0:17,588	0:15,545	0:14,691	0:47,869	0:17,689	0:15,488	0:14,692	0:48,032	0:17,697	0:15,583	0:14,752	0:48,070	0:17,803	0:15,539	0:14,728
Runde 4	0:47,622	0:17,545	0:15,448	0:14,629	0:47,591	0:17,459	0:15,393	0:14,739	0:47,718	0:17,530	0:15,467	0:14,721	0:47,922	0:17,729	0:15,463	0:14,730
Runde 5	0:47,357	0:17,410	0:15,376	0:14,571	0:47,390	0:17,334	0:15,327	0:14,729	0:47,537	0:17,440	0:15,394	0:14,703	0:47,332	0:17,360	0:15,284	0:14,688
Runde 6	0:47,125	0:17,374	0:15,248	0:14,503	0:47,142	0:17,297	0:15,258	0:14,587	0:47,351	0:17,435	0:15,308	0:14,608	0:47,339	0:17,340	0:15,390	0:14,609
Runde 7	0:47,243	0:17,285	0:15,271	0:14,687	0:47,108	0:17,349	0:15,192	0:14,567	0:47,309	0:17,385	0:15,260	0:14,664	0:47,187	0:17,358	0:15,240	0:14,589
Runde 8	0:47,234	0:17,345	0:15,312	0:14,577	0:47,155	0:17,350	0:15,221	0:14,584	0:47,299	0:17,429	0:15,273	0:14,597	0:47,162	0:17,346	0:15,253	0:14,563
Runde 9	0:47,320	0:17,262	0:15,285	0:14,773	0:47,662	0:17,344	0:15,324	0:14,994	0:47,676	0:17,377	0:15,289	0:15,010	0:47,333	0:17,323	0:15,322	0:14,688
Runde 10	0:47,107	0:17,421	0:15,253	0:14,433	0:47,778	0:17,544	0:15,233	0:15,001	0:47,378	0:17,503	0:15,254	0:14,621	0:47,338	0:17,424	0:15,323	0:14,591
Runde 11	0:46,927	0:17,283	0:15,194	0:14,450	0:47,204	0:17,480	0:15,142	0:14,582	0:47,178	0:17,363	0:15,215	0:14,600	0:47,232	0:17,347	0:15,292	0:14,593
Runde 12	0:47,043	0:17,290	0:15,254	0:14,499	0:47,163	0:17,344	0:15,202	0:14,617	0:47,640	0:17,401	0:15,247	0:14,992	0:47,134	0:17,320	0:15,258	0:14,556
Runde 13	0:46,934	0:17,268	0:15,179	0:14,487	0:48,914	0:18,106	0:15,588	0:15,220	0:49,168	0:18,143	0:15,641	0:15,384	0:48,944	0:18,029	0:15,964	0:14,951

### R 4 DKM (OK) Heat 1 B < > C

Die schnellsten Zeiten

Ort	Nr. Fahrername	Zeit	Streckenl.	ø Speed
Ziel	86 Sasse,Hugo	0:46,927	1190 m	91,3 km/h
Sektion 1	86 Sasse,Hugo	0:17,262	452 m	94,3 km/h
Sektion 2	57 Coluccio,Luigi	0:15,142	368 m	87,5 km/h
Sektion 3	42 Maloney,Zane	0:14,431	370 m	92,3 km/h

	Snr.38 Buss,Bastian DNK RS Competition		Snr.49 Van Berlo,Glenn NLD Lennox Racing Team		Snr.66 Zug,Marius DEU TB Racing Team		Snr.17 Füngeling,Luke DEU Valier Motorsport		Snr.4 Arnold,Felix DEU KSM Schumacher Racing Team			
	theoretisch mögliche Bestzeit	Ziel	theoretisch mögliche Bestzeit	Ziel	theoretisch mögliche Bestzeit	Ziel	theoretisch mögliche Bestzeit	Ziel	theoretisch mögliche Bestzeit	Ziel		
best	0:47,210	0:17,376	0:15,279	0:14,555	0:47,300	0:17,392	0:15,199	0:14,500	0:47,303	0:17,348	0:15,310	0:14,573
Runde 1	0:50,488	0:19,688	0:15,890	0:14,910	0:51,561	0:20,080	0:16,284	0:15,197	0:50,752	0:19,865	0:15,836	0:15,051
Runde 2	0:48,867	0:17,959	0:15,783	0:15,225	0:48,189	0:17,777	0:15,648	0:14,764	0:48,856	0:17,871	0:16,006	0:14,979
Runde 3	0:48,260	0:17,871	0:15,551	0:14,838	0:48,494	0:18,090	0:15,512	0:14,892	0:48,461	0:18,125	0:15,591	0:14,745
Runde 4	0:48,239	0:18,065	0:15,490	0:14,684	0:47,645	0:17,563	0:15,408	0:14,674	0:47,820	0:17,563	0:15,514	0:14,743
Runde 5	0:47,410	0:17,489	0:15,354	0:14,567	0:47,896	0:17,736	0:15,422	0:14,738	0:48,163	0:17,470	0:15,442	0:15,251
Runde 6	0:47,332	0:17,416	0:15,361	0:14,555	0:47,300	0:17,491	0:15,309	0:14,500	0:47,565	0:17,545	0:15,422	0:14,598
Runde 7	0:47,421	0:17,447	0:15,374	0:14,600	0:47,348	0:17,470	0:15,246	0:14,632	0:47,976	0:17,872	0:15,510	0:14,594
Runde 8	0:47,210	0:17,376	0:15,279	0:14,555	0:47,325	0:17,392	0:15,199	0:14,734	0:47,303	0:17,390	0:15,332	0:14,581
Runde 9	0:47,643	0:17,428	0:15,314	0:14,901	0:47,430	0:17,439	0:15,308	0:14,683	0:47,332	0:17,364	0:15,321	0:14,647
Runde 10	0:47,451	0:17,516	0:15,339	0:14,596	0:47,402	0:17,490	0:15,277	0:14,635	0:47,369	0:17,486	0:15,310	0:14,573
Runde 11	0:47,371	0:17,407	0:15,367	0:14,597	0:48,434	0:17,826	0:15,413	0:15,195	0:47,747	0:17,348	0:15,374	0:15,025
Runde 12	0:47,290	0:17,399	0:15,305	0:14,586	0:47,561	0:17,522	0:15,303	0:14,736	0:48,594	0:17,824	0:15,804	0:14,966
Runde 13	0:47,825	0:17,437	0:15,535	0:14,853	0:47,853	0:17,971	0:15,271	0:14,611	0:47,512	0:17,448	0:15,441	0:14,623





### R 4 DKM (OK) Heat 1 B < > C

Die schnellsten Zeiten

Ort	Nr. Fahrername	Zeit	Streckenl.	ø Speed
Ziel	86 Sasse,Hugo	0:46,927	1190 m	91,3 km/h
Sektion 1	86 Sasse,Hugo	0:17,262	452 m	94,3 km/h
Sektion 2	57 Coluccio,Luigi	0:15,142	368 m	87,5 km/h
Sektion 3	42 Maloney,Zane	0:14,431	370 m	92,3 km/h

	Smr.19 Tröger,Niels DEU RTG Kartsport		Smr.14 Tröger,Tim DEU Mach1 Motorsport		Smr.15 Maisch,Luca DEU TB Racing Team		Smr.54 Lehtonen,Henri FIN KOSKI MOTORSPORT		Smr.24 Pavlíček,Marej CZE PRAGA VMS RACING											
	theoretisch mögliche Bestzeit	Ziel	theoretisch mögliche Bestzeit	Ziel	theoretisch mögliche Bestzeit	Ziel	theoretisch mögliche Bestzeit	Ziel	theoretisch mögliche Bestzeit	Ziel										
best	0:47,196	0:17,391	0:15,171	0:14,553	0:47,342	0:17,363	0:15,265	0:14,602	0:47,218	0:17,315	0:15,293	0:14,542	0:47,598	0:17,443	0:15,413	0:14,663	0:47,582	0:17,545	0:15,372	0:14,618
Runde 1	0:54,703	0:21,635	0:17,200	0:15,868	0:55,598	0:22,446	0:16,907	0:16,245	0:52,265	0:22,339	0:17,294	0:15,632	0:53,040	0:21,551	0:16,470	0:15,019	0:53,398	0:21,257	0:16,779	0:15,362
Runde 2	0:48,706	0:17,956	0:15,803	0:14,947	0:49,207	0:18,270	0:15,811	0:15,126	0:48,739	0:18,166	0:15,774	0:14,799	0:48,826	0:18,086	0:15,845	0:14,945	0:48,747	0:17,961	0:15,790	0:14,996
Runde 3	0:47,689	0:17,584	0:15,427	0:14,678	0:47,934	0:17,621	0:15,549	0:14,764	0:47,759	0:17,600	0:15,452	0:14,707	0:48,511	0:17,977	0:15,730	0:14,804	0:47,933	0:17,640	0:15,553	0:14,740
Runde 4	0:47,689	0:17,533	0:15,421	0:14,735	0:47,911	0:17,506	0:15,625	0:14,780	0:47,685	0:17,585	0:15,395	0:14,705	0:48,303	0:17,669	0:15,723	0:14,911	0:47,761	0:17,597	0:15,477	0:14,687
Runde 5	0:47,700	0:17,642	0:15,329	0:14,729	0:47,613	0:17,405	0:15,545	0:14,663	0:47,822	0:17,594	0:15,400	0:14,828	0:48,533	0:18,319	0:15,518	0:14,696	0:48,318	0:17,945	0:15,531	0:14,842
Runde 6	0:47,809	0:17,840	0:15,404	0:14,565	0:47,805	0:17,548	0:15,536	0:14,721	0:47,858	0:17,951	0:15,334	0:14,573	0:47,912	0:17,694	0:15,544	0:14,674	0:47,697	0:17,545	0:15,372	0:14,780
Runde 7	0:47,405	0:17,393	0:15,411	0:14,601	0:47,611	0:17,374	0:15,547	0:14,690	0:47,372	0:17,445	0:15,354	0:14,573	0:48,633	0:17,443	0:16,387	0:14,803	0:47,582	0:17,550	0:15,414	0:14,618
Runde 8	0:47,865	0:17,551	0:15,629	0:14,685	0:47,622	0:17,497	0:15,380	0:14,745	0:47,752	0:17,509	0:15,527	0:14,716	0:47,843	0:17,495	0:15,509	0:14,839	0:48,344	0:17,911	0:15,459	0:14,974
Runde 9	0:47,547	0:17,508	0:15,316	0:14,723	0:47,361	0:17,400	0:15,359	0:14,602	0:47,375	0:17,388	0:15,293	0:14,694	0:47,598	0:17,522	0:15,413	0:14,663	0:48,282	0:17,626	0:15,546	0:15,110
Runde 10	0:47,260	0:17,391	0:15,308	0:14,561	0:47,769	0:17,742	0:15,420	0:14,607	0:47,369	0:17,458	0:15,369	0:14,542	0:47,773	0:17,571	0:15,489	0:14,713	0:48,283	0:18,096	0:15,466	0:14,721
Runde 11	0:47,855	0:17,471	0:15,382	0:15,002	0:47,359	0:17,403	0:15,305	0:14,651	0:48,192	0:17,726	0:15,751	0:14,715	0:47,669	0:17,499	0:15,502	0:14,668	0:47,921	0:17,635	0:15,577	0:14,709
Runde 12	0:47,481	0:17,502	0:15,426	0:14,553	0:47,414	0:17,401	0:15,344	0:14,669	0:48,380	0:17,880	0:15,627	0:14,873	0:47,837	0:17,495	0:15,517	0:14,825	0:48,468	0:17,642	0:15,398	0:15,428
Runde 13	0:47,196	0:17,450	0:15,171	0:14,575	0:47,342	0:17,363	0:15,265	0:14,714	0:47,218	0:17,315	0:15,302	0:14,601	0:48,478	0:17,626	0:15,589	0:15,263	0:48,550	0:17,645	0:15,583	0:15,322

### R 4 DKM (OK) Heat 1 B < > C

Die schnellsten Zeiten

Ort	Nr. Fahrername	Zeit	Streckenl.	ø Speed
Ziel	86 Sasse,Hugo	0:46,927	1190 m	91,3 km/h
Sektion 1	86 Sasse,Hugo	0:17,262	452 m	94,3 km/h
Sektion 2	57 Coluccio,Luigi	0:15,142	368 m	87,5 km/h
Sektion 3	42 Maloney,Zane	0:14,431	370 m	92,3 km/h

best	Snr.88 Schmidli,Titus-Shanghai CHE CS Racing		Snr.27 Born,Miklas CHE Innovative Competition		Snr.26 Alibakas,Renzo NLD Zanardi Racing Team		Snr.23 Pros,Framisek CZE PRAGA VMS RACING		Snr.6 Schaller,Marek DEU RTG Kartsport								
	theoretisch mögliche Bestzeit	Ziel	theoretisch mögliche Bestzeit	Ziel	theoretisch mögliche Bestzeit	Ziel	theoretisch mögliche Bestzeit	Ziel	theoretisch mögliche Bestzeit	Ziel							
Runde 1	0:47,717	0:17,223	0:15,598	0:17,223	0:15,637	0:55,827	0:21,766	0:19,020	0:15,041	0:47,939	0:17,589	0:15,488	0:14,716	0:47,878	0:17,563	0:15,475	0:14,796
Runde 2	0:49,959	0:18,407	0:15,415	0:17,870	0:14,991	0:48,684	0:17,973	0:15,805	0:14,906	0:48,959	0:18,001	0:15,870	0:15,088	0:48,985	0:18,058	0:15,813	0:15,114
Runde 3	0:48,349	0:18,006	0:15,614	0:18,159	0:14,705	0:48,618	0:17,765	0:15,973	0:14,880	0:48,895	0:18,315	0:15,837	0:14,743	0:48,549	0:17,798	0:15,728	0:15,023
Runde 4	0:47,808	0:17,661	0:15,447	0:17,845	0:14,799	0:48,478	0:17,610	0:15,561	0:15,037	0:48,086	0:17,719	0:15,614	0:14,753	0:48,493	0:17,825	0:15,723	0:14,945
Runde 5	0:47,941	0:17,614	0:15,496	0:17,811	0:14,697	0:47,903	0:17,653	0:15,481	0:14,769	0:48,083	0:17,669	0:15,604	0:14,810	0:48,454	0:17,704	0:15,757	0:14,993
Runde 6	0:47,682	0:17,596	0:15,427	0:17,647	0:14,908	0:47,962	0:17,588	0:15,491	0:14,883	0:47,939	0:17,673	0:15,514	0:14,752	0:48,215	0:17,693	0:15,672	0:14,850
Runde 7	0:48,092	0:17,491	0:15,888	0:17,661	0:14,790	0:48,437	0:17,620	0:15,892	0:14,925	0:48,494	0:17,883	0:15,794	0:14,817	0:48,093	0:17,570	0:15,595	0:14,928
Runde 8	0:48,000	0:17,563	0:15,558	0:17,682	0:15,149	0:47,978	0:17,497	0:15,609	0:14,872	0:47,990	0:17,589	0:15,582	0:14,819	0:48,108	0:17,563	0:15,580	0:14,965
Runde 9	0:48,301	0:18,090	0:15,499	0:18,238	0:14,695	0:48,038	0:17,509	0:15,689	0:14,840	0:47,973	0:17,619	0:15,638	0:14,716	0:48,004	0:17,577	0:15,475	0:14,952
Runde 10	0:47,756	0:17,560	0:15,408	0:17,695	0:14,717	0:48,077	0:17,534	0:15,523	0:15,020	0:48,153	0:17,678	0:15,488	0:14,987	0:48,127	0:17,665	0:15,622	0:14,840
Runde 11	0:47,752	0:17,614	0:15,492	0:17,656	0:14,739	0:48,019	0:17,458	0:15,831	0:14,730	0:48,148	0:17,605	0:15,760	0:14,783	0:47,976	0:17,603	0:15,577	0:14,796
Runde 12	0:47,629	0:17,528	0:15,370	0:17,713	0:14,842	0:47,942	0:17,799	0:15,359	0:14,784	0:48,494	0:18,082	0:15,641	0:14,771	0:48,047	0:17,661	0:15,554	0:14,832
Runde 13	0:47,623	0:17,550	0:15,430	0:17,647	0:14,793	0:47,616	0:17,565	0:15,351	0:14,700	0:48,153	0:17,634	0:15,525	0:14,994	0:47,878	0:17,565	0:15,490	0:14,823

### R 4 DKM (OK) Heat 1 B < > C

#### Die schnellsten Zeiten

Ort	Nr. Fahrername	Zeit	Streckenl.	ø Speed
Ziel	86 Sasse,Hugo	0:46,927	1190 m	91,3 km/h
Sektion 1	86 Sasse,Hugo	0:17,262	452 m	94,3 km/h
Sektion 2	57 Coluccio,Luigi	0:15,142	368 m	87,5 km/h
Sektion 3	42 Maloney,Zane	0:14,431	370 m	92,3 km/h

	Smr.44 Muth,Lukas CHE KSB RACING TEAM	Smr.12 Schulte,Maximilian DEU Solgat Motorsport	Smr.8 Liwinski,David NLD Mach1 Motorsport	Smr.20 Limy,Etienne ITA EMILIA KART SRL	Smr.55 Qufaj,David DEU KSB RACING TEAM
	theoretisch mögliche Bestzeit 0:47,609	theoretisch mögliche Bestzeit 0:47,663	theoretisch mögliche Bestzeit 0:47,463	theoretisch mögliche Bestzeit 0:46,987	theoretisch mögliche Bestzeit 0:55,115
best	Ziel Sektion 1 0:47,646 0:17,636 0:15,319 0:14,654	Ziel Sektion 1 0:47,771 0:17,644 0:15,256 0:14,763	Ziel Sektion 1 0:47,512 0:17,448 0:15,317 0:14,698	Ziel Sektion 1 0:47,040 0:17,295 0:15,222 0:14,470	Ziel Sektion 1 0:55,115 0:20,638 0:17,118 0:17,359
Runde 1	1:08,721 0:36,265 0:17,002 0:15,454	1:20,686 0:21,411 0:43,744 0:15,531	0:54,097 0:21,911 0:16,618 0:15,568	0:50,712 0:19,487 0:16,006 0:15,219	0:55,115 0:20,638 0:17,118 0:17,359
Runde 2	0:48,874 0:18,208 0:15,821 0:14,845	0:49,227 0:18,338 0:15,878 0:15,011	0:48,939 0:17,867 0:15,656 0:15,416	0:49,011 0:18,139 0:15,759 0:15,113	
Runde 3	0:48,335 0:17,889 0:15,598 0:14,848	0:48,376 0:17,907 0:15,594 0:14,875	0:48,095 0:17,817 0:15,461 0:14,817	0:49,161 0:18,741 0:15,610 0:14,810	
Runde 4	0:48,252 0:17,882 0:15,582 0:14,788	0:48,146 0:17,785 0:15,499 0:14,862	0:47,716 0:17,523 0:15,422 0:14,771	0:47,628 0:17,631 0:15,392 0:14,605	
Runde 5	0:48,047 0:17,821 0:15,543 0:14,683	0:47,835 0:17,644 0:15,405 0:14,786	0:48,062 0:17,448 0:15,598 0:15,016	0:47,575 0:17,447 0:15,369 0:14,759	
Runde 6	0:47,949 0:17,743 0:15,446 0:14,773	0:47,873 0:17,711 0:15,383 0:14,779	0:47,512 0:17,473 0:15,341 0:14,698	0:47,040 0:17,348 0:15,222 0:14,470	
Runde 7	0:47,853 0:17,650 0:15,500 0:14,703	0:48,041 0:17,722 0:15,421 0:14,898	0:47,784 0:17,719 0:15,317 0:14,748	0:17,295	
Runde 8	0:48,087 0:17,734 0:15,473 0:14,880	0:48,185 0:17,791 0:15,416 0:14,978	0:17,705 0:16,649		
Runde 9	0:47,885 0:17,709 0:15,456 0:14,720	0:48,160 0:17,757 0:15,406 0:14,997			
Runde 10	0:47,911 0:17,835 0:15,422 0:14,654	0:48,038 0:17,803 0:15,414 0:14,821			
Runde 11	0:47,758 0:17,705 0:15,319 0:14,734	0:47,843 0:17,729 0:15,350 0:14,764			
Runde 12	0:47,646 0:17,636 0:15,330 0:14,680	0:47,771 0:17,714 0:15,256 0:14,801			
Runde 13		0:48,006 0:17,683 0:15,560 0:14,763			

### R 4 DKM (OK) Heat 1 B < > C

Die schnellsten Zeiten

Ort	Nr. Fahrername	Zeit	Streckenl.	ø Speed
Ziel	86 Sasse,Hugo	0:46,927	1190 m	91,3 km/h
Sektion 1	86 Sasse,Hugo	0:17,262	452 m	94,3 km/h
Sektion 2	57 Coluccio,Luigi	0:15,142	368 m	87,5 km/h
Sektion 3	42 Maloney,Zane	0:14,431	370 m	92,3 km/h

best	<p>Strn.59 Damhuis,Philipp DEU KSM Schumacher Racing Team theoretisch mögliche Bestzeit 0:00,000</p> <p>Ziel Sektion 1 Sektion 2 Sektion 3</p>	<p>Strn.53 Perttala,Niko FIN KOSKI MOTORSPORT theoretisch mögliche Bestzeit 0:21,414</p> <p>Ziel Sektion 1 Sektion 2 Sektion 3</p>	Ziel	Sektion 1	Sektion 2	Sektion 3	Ziel	Sektion 1	Sektion 2	Sektion 3	Ziel	Sektion 1	Sektion 2	Sektion 3
Runde 1														
Runde 2														

# DMSB DKM

## Round 2: Wackersdorf / DEU

### DEUTSCHE KART-MEISTERSCHAFTEN 2018

11-13 / 05 / 2018

PRO KART

DMSB-Reg Nr 120-2018

## Groups DKM (OK)

## Group A

Pos.	Stnr No.	Fahrer Driver	Nation	Bewerber Sponsor	Nation
1	39	Thompson, Harry		Ricky Flynn Motorsport	
4	13	Tauscher, Alexander		Lanari Racing Team	
7	22	Fritsch, Valentino		BIREL ART RACING KSW	
10	7	Enders, Paul		RTG Kartsport	
13	30	Haverkort, Kas		Zanardi Racing Team	
16	71	Tabel, Kilian		TB Racing Team	
19	11	Ferati, Jasin		KSM Schumacher Racing Team	
22	9	Mendez, Juan Diego		EMILIA KART SRL	
25	50	Kovacs, Zsombor		KMS EUROPE KFT.	
28	18	Rosso, Andrea		CRG Holland	
31	58	Handsaeme, Xavier		KSM Schumacher Racing Team	
34	33	Kortelainen, Rasmus		KOSKI MOTORSPORT	
37	32	Dörr, Phil		TB Racing Team	
40	31	Meyer Hansen, Mikkel		Racing Motor DK	
43	25	Hansen, Mads E		TK Racing	
46	35	Kravchenko, Mirosław		TR Motorsport	
49	21	Anderrüti, Leandro		S.R.T. Motorsport	

## Group B

Pos.	Stnr No.	Fahrer Driver	Nation	Bewerber Sponsor	Nation
2	86	Sasse, Hugo		TB Racing Team	
5	77	Trammitz, Tim		KSM Schumacher Racing Team	
8	57	Colucco, Luigi		BIREL ART RACING KSW	
11	38	Buus, Bastian		RS Competition	
14	4	Arnold, Felix		KSM Schumacher Racing Team	
17	49	Van Berlo, Glenn		Lennox Racing Team	
20	15	Maisch, Luca		TB Racing Team	
23	29	Skjellerup, Oliver		Robert Schlussen	
26	8	Liwinski, David		Mach1 Motorsport	
29	88	Schmidli, Tinus-Shanghai		CS Racing	
32	24	Pavlicek, Matej		PRAGA VMS RACING	
35	54	Lehtonen, Henri		KOSKI MOTORSPORT	
38	59	Damhuis, Philipp		KSM Schumacher Racing Team	
41	44	Muth, Lukas		KSJ RACING TEAM	
44	26	Alibaks, Renzo		Zanardi Racing Team	
47	53	Perttala, Niko		KOSKI MOTORSPORT	

## Group C

Pos.	Stnr No.	Fahrer Driver	Nation	Bewerber Sponsor	Nation
3	42	Maloney, Zane		Ricky Flynn Motorsport	
6	20	Linty, Etienne		EMILIA KART SRL	
9	36	Van Der Helm, Tijmen		KSM Schumacher Racing Team	
12	66	Zug, Marius		TB Racing Team	
15	16	Volz, Rico		RS-Motorsport	
18	17	Füngeling, Luke		Vailer Motorsport	
21	40	Fusen, Jan David		Solgat Motorsport	
24	14	Träger, Tim		Mach1 Motorsport	
27	34	Saarijärvi, Frans-Emil		KOSKI MOTORSPORT	
30	10	O'dey, Levi		KSM Schumacher Racing Team	
33	27	Born, Miklas		Innovative Competition	
36	6	Schaller, Marek		RTG Kartsport	
39	55	Qufaj, David		KSJ RACING TEAM	
42	19	Träger, Niels		RTG Kartsport	
45	23	Pros, Frantisek		PRAGA VMS RACING	
48	12	Schulte, Maximilian		Solgat Motorsport	

Renntleitung: Rüdiger Luth, Racedirektor: Thomas Lainei  
 Sportkommissare: Thomas Ferrero / Ulrich Bell / Franz-Josef Sarr / Frankl autentisch  
 Techn. Kommissare: H.-J. Dangers / A.Sengpiel / M. Grashoff / C. Schmidt / D.Pietzko / W.Amend / M.Ambrosio  
 Zeitnahme: KART-DATA timing service Franz Schliesler / Manuela Hintze



17	21	S.R.T. Motorsport Anderrüti Leandro Startposition 33	16	53	KOSKI MOTORSPORT Perttala Niko Startposition 32
16	35	TR Motorsport Kravchenko Miroslaw Startposition 31	15	26	Zanardi Racing Team Alibaks Renzo Startposition 30
15	25	TK Racing Hansen Mads E Startposition 29	14	44	KSB RACING TEAM Muth Lukas Startposition 28
14	31	Racing Motor DK Meyer Hansen Mikkel Startposition 27	13	59	KSM Schumacher Racing Team Damhuis Philipp Startposition 26
13	32	TB Racing Team Dörr Phil Startposition 25	12	54	KOSKI MOTORSPORT Lehtonen Henri Startposition 24
12	33	KOSKI MOTORSPORT Kortelainen Rasmus Startposition 23	11	24	PRAGA VMS RACING Pavlíček Matěj Startposition 22
11	58	KSM Schumacher Racing Team Handsaeme Xavier Startposition 21	10	88	CS Racing Schmidli Titus-Shanghai Startposition 20
10	18	CRG Holland Rosso Andrea Startposition 19	9	8	Mach1 Motorsport Liwinski David Startposition 18
9	50	KMS EUROPE KFT. Kovacs Zsombor Startposition 17	8	29	Robert Schlunssen Skjellerup Oliver Startposition 16
8	9	EMILIA KART SRL Mendez Juan Diego Startposition 15	7	15	TB Racing Team Maisch Luca Startposition 14
7	11	KSM Schumacher Racing Team Ferati Jasin Startposition 13	6	49	Lennox Racing Team Van Berlo Glenn Startposition 12
6	71	TB Racing Team Tabel Kilian Startposition 11	5	4	KSM Schumacher Racing Team Arnold Felix Startposition 10
5	30	Zanardi Racing Team Haverkort Kas Startposition 9	4	38	RS Competition Buus Bastian Startposition 8
4	7	RTG Kartsport Enders Paul Startposition 7	3	57	BIREL ART RACING KSW Coluccio Luigi Startposition 6
3	22	BIREL ART RACING KSW Fritsch Valentino Startposition 5	2	77	KSM Schumacher Racing Team Tramnitz Tim Startposition 4
2	13	Lanari Racing Team Tauscher Alexander Startposition 3	1	86	TB Racing Team Sasse Hugo Startposition 2
1	39	Ricky Flynn Motorsport Thompson Harry Startposition 1			



### Starting Grid Group A - B DKM (OK)

#### Rennen 13



17	21	S.R.T. Motorsport Anderrüti Leandro Startposition 33	16	12	Solgat Motorsport Schulte Maximilian Startposition 32
16	35	TR Motorsport Kravchenko Miroslaw Startposition 31	15	23	PRAGA VMS RACING Pros Frantisek Startposition 30
15	25	TK Racing Hansen Mads E Startposition 29	14	19	RTG Kartsport Tröger Niels Startposition 28
14	31	Racing Motor DK Meyer Hansen Mikkel Startposition 27	13	55	KSB RACING TEAM Qufaj David Startposition 26
13	32	TB Racing Team Dörr Phil Startposition 25	12	6	RTG Kartsport Schaller Marek Startposition 24
12	33	KOSKI MOTORSPORT Kortelainen Rasmus Startposition 23	11	27	Innovative Competition Born Miklas Startposition 22
11	58	KSM Schumacher Racing Team Handsaeme Xavier Startposition 21	10	10	KSM Schumacher Racing Team O´dey Levi Startposition 20
10	18	CRG Holland Rosso Andrea Startposition 19	9	34	KOSKI MOTORSPORT Saarijärvi Frans-Emil Startposition 18
9	50	KMS EUROPE KFT. Kovacs Zsombor Startposition 17	8	14	Mach1 Motorsport Tröger Tim Startposition 16
8	9	EMILIA KART SRL Mendez Juan Diego Startposition 15	7	40	Solgat Motorsport Fusen Jan David Startposition 14
7	11	KSM Schumacher Racing Team Ferati Jasin Startposition 13	6	17	Valier Motorsport Füngeling Luke Startposition 12
6	71	TB Racing Team Tabel Kilian Startposition 11	5	16	RS-Motorsport Volz Rico Startposition 10
5	30	Zanardi Racing Team Haverkort Kas Startposition 9	4	66	TB Racing Team Zug Marius Startposition 8
4	7	RTG Kartsport Enders Paul Startposition 7	3	36	KSM Schumacher Racing Team Van Der Helm Tijmen Startposition 6
3	22	BIREL ART RACING KSW Fritsch Valentino Startposition 5	2	20	EMILIA KART SRL Linty Etienne Startposition 4
2	13	Lanari Racing Team Tauscher Alexander Startposition 3	1	42	Ricky Flynn Motorsport Maloney Zane Startposition 2
1	39	Ricky Flynn Motorsport Thompson Harry Startposition 1			



### Starting Grid Group A - C DKM (OK)

#### Rennen 8



16	53	KOSKI MOTORSPORT Perttala Niko Startposition 31	16	12	Solgat Motorsport Schulte Maximilian Startposition 32
15	26	Zanardi Racing Team Alibaks Renzo Startposition 29	15	23	PRAGA VMS RACING Pros Frantisek Startposition 30
14	44	KSB RACING TEAM Muth Lukas Startposition 27	14	19	RTG Kartsport Tröger Niels Startposition 28
13	59	KSM Schumacher Racing Team Damhuis Philipp Startposition 25	13	55	KSB RACING TEAM Qufaj David Startposition 26
12	54	KOSKI MOTORSPORT Lehtonen Henri Startposition 23	12	6	RTG Kartsport Schaller Marek Startposition 24
11	24	PRAGA VMS RACING Pavlíček Matěj Startposition 21	11	27	Innovative Competition Born Miklas Startposition 22
10	88	CS Racing Schmidli Titus-Shanghai Startposition 19	10	10	KSM Schumacher Racing Team O'dey Levi Startposition 20
9	8	Mach1 Motorsport Liwinski David Startposition 17	9	34	KOSKI MOTORSPORT Saarijärvi Frans-Emil Startposition 18
8	29	Robert Schlunssen Skjellerup Oliver Startposition 15	8	14	Mach1 Motorsport Tröger Tim Startposition 16
7	15	TB Racing Team Maisch Luca Startposition 13	7	40	Solgat Motorsport Fusen Jan David Startposition 14
6	49	Lennox Racing Team Van Berlo Glenn Startposition 11	6	17	Valier Motorsport Füngeling Luke Startposition 12
5	4	KSM Schumacher Racing Team Arnold Felix Startposition 9	5	16	RS-Motorsport Volz Rico Startposition 10
4	38	RS Competition Buus Bastian Startposition 7	4	66	TB Racing Team Zug Marius Startposition 8
3	57	BIREL ART RACING KSW Coluccio Luigi Startposition 5	3	36	KSM Schumacher Racing Team Van Der Helm Tijmen Startposition 6
2	77	KSM Schumacher Racing Team Tramnitz Tim Startposition 3	2	20	EMILIA KART SRL Linty Etienne Startposition 4
1	86	TB Racing Team Sasse Hugo Startposition 1	1	42	Ricky Flynn Motorsport Maloney Zane Startposition 2



### Starting Grid Group B - C DKM (OK)

#### Rennen 4



Strecke / track: 1190m  
 started: 24 classified: 24 not classified: 0

Doc. 22

Pos	Str. Nr.	Fahrer Driver	Nation	Bewerber/Sponsor	Nation	Lizenz/B-Lizenz	Chassis/Motor/Reifen	Runden Laps	Gesamtzeit Differenz	Abstand Gap	beste Runde best Lap	in R. n. Geschw. in L. o Speed
1	42	Maloney, Zane	BRB	Ricky Flynn Motorsport	GBR	376 162392	FA Kart / Vortex / Vega	5			0:46,690	4 91,8 km/h
2	13	Tauscher, Alexander	DEU	Lanari Racing Team	DEU	IKC 1162751 KBF 1159049	Kart Republic / Iame / Vega	6	0:00,200	0:00,200	0:46,890	6 91,4 km/h
3	20	Linty, Etienne	ITA	EMILIA KART SRL	ITA	337697 295453	BirelART / Iame / Vega	6	0:00,233	0:00,033	0:46,923	5 91,3 km/h
4	36	Van Der Helm, Tijmen	NLD	KSM Schumacher Racing Team	DEU	35964 KBF 1067587	Tony Kart / Vortex / Vega	6	0:00,279	0:00,046	0:46,969	5 91,2 km/h
5	66	Zug, Marius	DEU	TB Racing Team	DEU	IKC 1153313 KBF 1116906	Kart Republic / Parilla / Vega	5	0:00,295	0:00,016	0:46,985	5 91,2 km/h
6	30	Haverkort, Kas	NLD	Zanardi Racing Team	NLD	36154 28613	CRG / TM / Vega	5	0:00,298	0:00,003	0:46,988	5 91,2 km/h
7	17	Füngeling, Luke	DEU	Valier Motorsport	DEU	IKC 1136804 KBF 11063735	SODI / Iame / Vega	5	0:00,343	0:00,045	0:47,033	5 91,1 km/h
8	11	Ferati, Jasin	CHE	KSM Schumacher Racing Team	DEU	502257 KBF 1067587	Tony Kart / Vortex / Vega	6	0:00,343	0:00,000	0:47,033	6 91,1 km/h
9	15	Maisch, Luca	DEU	TB Racing Team	DEU	IKC 1154306 KBF 1116906	Kart Republic / Iame / Vega	5	0:00,390	0:00,047	0:47,080	5 91,0 km/h
10	9	Mendez, Juan Diego	PAN	EMILIA KART SRL	ITA	079 295453	BirelArt / Iame / Vega	5	0:00,410	0:00,020	0:47,100	3 91,0 km/h
11	29	Skjellerup, Oliver	DNK	Robert Schlunssen	DNK	58044 36053	Tony Kart / Vortex / Vega	5	0:00,420	0:00,010	0:47,110	4 90,9 km/h
12	50	Kovacs, Zsombor	HUN	KMS EUROPE KFT.	HUN	4966 804	Exprit / TM / Vega	5	0:00,490	0:00,070	0:47,180	5 90,8 km/h
13	8	Liwinski, David	NLD	Mach1 Motorsport	DEU	35786 KBF 1005514	Mach1 / Iame / Vega	6	0:00,498	0:00,008	0:47,188	6 90,8 km/h
14	18	Rosso, Andrea	ITA	CRG Holland	NLD	344925 15521	CRG / TM / Vega	6	0:00,506	0:00,008	0:47,196	5 90,8 km/h
15	58	Handsæme, Xavier	BEL	KSM Schumacher Racing Team	DEU	910053 KBF 1067587	OTK / Vortex / Vega	6	0:00,582	0:00,076	0:47,272	6 90,6 km/h
16	33	Kortelainen, Rasmus	FIN	KOSKI MOTORSPORT	FIN	34745739 50054310	Tony Kart / Vortex / Vega	6	0:00,641	0:00,059	0:47,331	5 90,5 km/h
17	32	Dörr, Phil	DEU	TB Racing Team	DEU	IKC 1162847 KBF 1116906	Kart Republic / Parilla / Vega	5	0:00,691	0:00,050	0:47,381	3 90,4 km/h
18	59	Damhuis, Philipp	DEU	KSM Schumacher Racing Team	DEU	IKC 1147509 KBF 1067587	Kosmic / Vortex / Vega	6	0:00,722	0:00,031	0:47,412	5 90,4 km/h
19	44	Muth, Lukas	CHE	KSB RACING TEAM	AUT	502233 BK 002	Kosmic / Vortex / Vega	6	0:00,795	0:00,073	0:47,485	6 90,2 km/h
20	25	Hansen, Mads E	DNK	TK Racing	DNK	39007 52208	FA Kart / IAME / Vega	6	0:00,935	0:00,140	0:47,625	4 90,0 km/h
21	23	Pros, Frantisek	CZE	PRAGA VMS RACING	CZE	18 SA0105 18 AT 00031	PRAGA / TM / Vega	6	0:00,955	0:00,020	0:47,645	2 89,9 km/h
22	35	Kravchenko, Miroslaw	DEU	TR Motorsport	DEU	IKC 1147646 KBF 1080519	Jesolo / TM / Vega	6	0:00,967	0:00,012	0:47,657	6 89,9 km/h
23	12	Schulte, Maximilian	DEU	Solgat Motorsport	DEU	IKCR 1153757 KBF 1079882	BirelArt / TM / Vega	6	0:01,135	0:00,168	0:47,825	5 89,6 km/h
24	21	Anderrüti, Leandro	CHE	S.R.T. Motorsport	CHE	500212 500063	OTK / Vortex / Vega	6	0:01,959	0:00,824	0:48,649	5 88,1 km/h

Rennleitung: Rüdiger Luth Racedirektor: Thomas Lainer  
 Sportkommissare: Thomas Ferrero / Ulrich Bell / Franz-Josef Serr / Frank Tautenhahn  
 Techn. Kommissare: H.-J. Dangers / A.Sengpiel / M. Grasshoff / C. Schmidt / D.Pietzko / W.Amend / M.Ambrosius  
 Zeitnahme: KART-DATA timing service Franz Schieszler / Manuela Hintner

Zeitnahme / timekeeping  
 control *Schieszler*  
 Franz Schieszler  
 Ausrüstungzeit: 11.05.18

## Qualifying practice DKM (OK) Gruppe 2

Strecke / track: 1190    started: 24    classified: 24    not classified: 0

Fahrername Driver	Maloney Zane	Tauscher Alexander	Linty Etienne	Van Der Helm Tijmen	Zug Marius	Haverkort Kas	Füngeling Luke	Ferari Jasin	Maisch Luca	Mendez Juan Diego	Skjellerup Oliver	Kovacs Zsombor
schnellste Runde in Runde	0:46,690 Rn. 4	0:46,890 Rn. 6	0:46,923 Rn. 5	0:46,969 Rn. 5	0:46,985 Rn. 5	0:46,988 Rn. 5	0:47,033 Rn. 5	0:47,033 Rn. 6	0:47,080 Rn. 5	0:47,100 Rn. 3	0:47,110 Rn. 4	0:47,180 Rn. 5
Speed	91,8 km/h	91,4 km/h	91,3 km/h	91,2 km/h	91,2 km/h	91,2 km/h	91,1 km/h	91,1 km/h	91,0 km/h	91,0 km/h	90,9 km/h	90,8 km/h
Lap 1	0:47,360	0:49,042	0:47,861	0:53,161	0:53,522	0:48,145	0:48,083	0:53,341	0:49,745	0:48,259	0:47,747	0:48,556
Lap 2	0:46,977	0:48,613	0:47,187	0:47,327	0:47,476	0:47,323	0:47,393	0:47,377	0:47,131	0:47,399	0:47,201	0:47,635
Lap 3	0:46,795	0:47,204	0:46,967	0:47,461	0:47,178	0:47,144	0:47,320	0:47,160	0:47,175	0:47,100	0:47,269	0:47,377
Lap 4	0:46,690	0:46,947	0:46,980	0:48,348	0:47,145	0:47,015	0:47,060	0:48,556	0:48,235	0:47,217	0:47,110	0:47,301
Lap 5	0:46,980	0:47,020	0:46,923	0:46,969	0:46,985	0:46,988	0:47,033	0:47,166	0:47,080	0:47,317	0:47,406	0:47,180
Lap 6		0:46,890	0:47,318	0:47,216				0:47,033				

## Qualifying practice DKM (OK) Gruppe 2

Strecke / track: 1190    started: 24    classified: 24    not classified: 0

Fahrername Driver	Liwinski David	Rosso Andrea	Handsaeme Xavier	Kortelainen Rasmus	Dörr Phil	Damhuis Philipp	Muth Lukas	Hansen Mads E	Pros Frantisek	Kravchenko Miroslaw	Schulte Maximilian	Anderrüti Leandro
schnellste Runde in Runde	0:47,188 Rn. 6	0:47,196 Rn. 5	0:47,272 Rn. 6	0:47,331 Rn. 5	0:47,381 Rn. 3	0:47,412 Rn. 5	0:47,485 Rn. 6	0:47,625 Rn. 4	0:47,645 Rn. 2	0:47,657 Rn. 6	0:47,825 Rn. 5	0:48,649 Rn. 5
Speed	90,8 km/h	90,8 km/h	90,6 km/h	90,5 km/h	90,4 km/h	90,4 km/h	90,2 km/h	90,0 km/h	89,9 km/h	89,9 km/h	89,6 km/h	88,1 km/h
Lap 1	0:49,662	0:49,039	0:50,261	0:57,886	0:50,382	0:53,817	0:48,916	0:49,125	0:50,926	0:50,382	0:51,228	0:51,603
Lap 2	0:47,632	0:48,721	0:47,941	0:52,113	0:47,643	0:47,761	0:48,830	0:48,857	0:47,645	0:47,894	0:47,930	0:48,674
Lap 3	0:47,573	0:47,615	0:47,525	0:47,656	0:47,381	0:47,704	0:47,962	0:47,659	0:47,874	0:48,722	0:47,942	0:48,673
Lap 4	0:51,594	0:47,246	0:47,349	0:47,668	0:47,489	0:47,439	0:47,952	0:47,625	0:47,873	0:48,901	0:48,871	0:48,738
Lap 5	0:47,460	0:47,196	0:50,190	0:47,331	0:47,790	0:47,412	0:47,511	0:47,688	0:47,917	0:47,829	0:47,825	0:48,649
Lap 6	0:47,188	0:47,265	0:47,272	0:47,520		0:47,490	0:47,485	0:48,882	0:47,702	0:47,657	0:48,408	0:49,149

## Qualifying practice DKM (OK) Group 2 Gruppe 2

Ziel		Sektion 1		Sektion 2		Sektion 3	
Fahrername	Zeit	Fahrername	Zeit	Fahrername	Zeit	Fahrername	Zeit
1 42 Maloney,Zane	0:46,690	20 Linty,Etienne	0:17,189	42 Maloney,Zane	0:15,055	42 Maloney,Zane	0:14,391
2 13 Tauscher,Alexander	0:46,890	36 Van Der Helm,Tijmen	0:17,219	17 Füngeling,Luke	0:15,124	66 Zug,Marius	0:14,460
3 20 Linty,Etienne	0:46,923	13 Tauscher,Alexander	0:17,231	30 Haverkort,Kas	0:17,231	20 Linty,Etienne	0:14,485
4 36 Van Der Helm,Tijmen	0:46,969	42 Maloney,Zane	0:17,244	13 Tauscher,Alexander	0:15,133	9 Mendez,Juan Diego	0:14,488
5 66 Zug,Marius	0:46,985	30 Haverkort,Kas	0:17,263	11 Ferati,Jasin	0:15,133	36 Van Der Helm,Tijmen	0:14,513
6 30 Haverkort,Kas	0:46,988	18 Rosso,Andrea	0:17,271	20 Linty,Etienne	0:15,172	13 Tauscher,Alexander	0:14,514
7 17 Füngeling,Luke	0:47,033	15 Maisch,Luca	0:17,274	8 Liwinski,David	0:15,201	11 Ferati,Jasin	0:14,521
8 11 Ferati,Jasin	0:47,033	66 Zug,Marius	0:17,290	66 Zug,Marius	0:15,208	30 Haverkort,Kas	0:14,523
9 15 Maisch,Luca	0:47,080	29 Skjellerup,Oliver	0:17,309	29 Skjellerup,Oliver	0:15,208	50 Kovacs,Zsombor	0:14,529
10 9 Mendez,Juan Diego	0:47,100	58 Handsaeme,Xavier	0:17,319	15 Maisch,Luca	0:15,215	29 Skjellerup,Oliver	0:14,538
11 29 Skjellerup,Oliver	0:47,110	17 Füngeling,Luke	0:17,320	18 Rosso,Andrea	0:15,231	17 Füngeling,Luke	0:14,546
12 50 Kovacs,Zsombor	0:47,180	50 Kovacs,Zsombor	0:17,338	33 Kortelainen,Rasmus	0:15,236	15 Maisch,Luca	0:14,561
13 8 Liwinski,David	0:47,188	9 Mendez,Juan Diego	0:17,354	36 Van Der Helm,Tijmen	0:15,237	18 Rosso,Andrea	0:14,564
14 18 Rosso,Andrea	0:47,196	32 Dörr,Phil	0:17,359	9 Mendez,Juan Diego	0:15,258	58 Handsaeme,Xavier	0:14,589
15 58 Handsaeme,Xavier	0:47,272	25 Hansen,Mads E	0:17,360	50 Kovacs,Zsombor	0:15,272	44 Muth,Lukas	0:14,589
16 33 Kortelainen,Rasmus	0:47,331	11 Ferati,Jasin	0:17,376	35 Kravchenko,Miroslaw	0:15,285	8 Liwinski,David	0:14,609
17 32 Dörr,Phil	0:47,381	8 Liwinski,David	0:17,376	12 Schulte,Maximilian	0:15,293	33 Kortelainen,Rasmus	0:14,619
18 59 Damhuis,Philipp	0:47,412	59 Damhuis,Philipp	0:17,390	44 Muth,Lukas	0:15,319	32 Dörr,Phil	0:14,652
19 44 Muth,Lukas	0:47,485	33 Kortelainen,Rasmus	0:17,439	58 Handsaeme,Xavier	0:15,335	59 Damhuis,Philipp	0:14,653
20 25 Hansen,Mads E	0:47,625	23 Pros,František	0:17,463	59 Damhuis,Philipp	0:15,335	23 Pros,František	0:14,682
21 23 Pros,František	0:47,645	44 Muth,Lukas	0:17,547	32 Dörr,Phil	0:15,337	25 Hansen,Mads E	0:14,691
22 35 Kravchenko,Miroslaw	0:47,657	12 Schulte,Maximilian	0:17,568	23 Pros,František	0:15,390	35 Kravchenko,Miroslaw	0:14,738
23 12 Schulte,Maximilian	0:47,825	35 Kravchenko,Miroslaw	0:17,604	25 Hansen,Mads E	0:15,426	12 Schulte,Maximilian	0:14,858
24 21 Anderrüri,Leandro	0:48,649	21 Anderrüri,Leandro	0:17,735	21 Anderrüri,Leandro	0:15,621	21 Anderrüri,Leandro	0:15,054

**Qualifying practice DKM (OK) Group 2 Gruppe 2**

## Die schnellsten Zeiten

Ort	Nr. Fahrername	Zeit	Streckenl.	ø Speed
Ziel	42 Maloney,Zane	0:46,690	1190 m	91,8 km/h
Sektion 1	20 Limy,Etienne	0:17,189	452 m	94,7 km/h
Sektion 2	42 Maloney,Zane	0:15,055	368 m	88,0 km/h
Sektion 3	42 Maloney,Zane	0:14,391	370 m	92,6 km/h

	Stnr.42 Maloney,Zane BRB Ricky Flynn Motorsport	Stnr.13 Tauscher,Alexander DEU Lanari Racing Team	Stnr.20 Limy,Etienne ITA EMILIA KART SRL	Stnr.36 Van Der Helm,Trijmen NLD KSM Schumacher Racing Team	Stnr.66 Zug,Marius DEU TB Racing Team
	theoretisch mögliche Bestzeit 0:46,690	theoretisch mögliche Bestzeit 0:46,878	theoretisch mögliche Bestzeit 0:46,846	theoretisch mögliche Bestzeit 0:46,969	theoretisch mögliche Bestzeit 0:46,958
Ziel	Sektion 1 0:17,244 Sektion 2 0:15,055 Sektion 3 0:14,391	Sektion 1 0:17,231 Sektion 2 0:15,133 Sektion 3 0:14,514	Sektion 1 0:17,189 Sektion 2 0:15,172 Sektion 3 0:14,485	Sektion 1 0:17,219 Sektion 2 0:15,237 Sektion 3 0:14,513	Sektion 1 0:17,290 Sektion 2 0:15,208 Sektion 3 0:14,460
best	0:46,690	0:46,890	0:46,923	0:46,969	0:46,985
Runde 1	0:47,360 0:17,543 0:15,261 0:14,556	0:49,042 0:18,366 0:15,665 0:15,011	0:47,861 0:17,846 0:15,365 0:14,650	0:53,161 0:22,799 0:15,654 0:14,708	0:53,522 0:19,056 0:19,393 0:15,073
Runde 2	0:46,977 0:17,348 0:15,170 0:14,459	0:48,613 0:17,908 0:16,007 0:14,698	0:47,187 0:17,315 0:15,297 0:14,575	0:47,327 0:17,398 0:15,405 0:14,524	0:47,476 0:17,460 0:15,338 0:14,678
Runde 3	0:46,795 0:17,310 0:15,068 0:14,417	0:47,204 0:17,390 0:15,210 0:14,604	0:46,967 0:17,289 0:15,193 0:14,485	0:47,461 0:17,416 0:15,294 0:14,751	0:47,178 0:17,308 0:15,245 0:14,625
Runde 4	0:46,690 0:17,244 0:15,055 0:14,391	0:46,947 0:17,267 0:15,166 0:14,514	0:46,980 0:17,189 0:15,250 0:14,541	0:48,348 0:18,405 0:15,279 0:14,664	0:47,145 0:17,290 0:15,291 0:14,564
Runde 5	0:46,980 0:17,329 0:15,168 0:14,483	0:47,020 0:17,309 0:15,194 0:14,517	0:46,923 0:17,247 0:15,172 0:14,504	0:46,969 0:17,219 0:15,237 0:14,513	0:46,985 0:17,317 0:15,208 0:14,460
Runde 6		0:46,890 0:17,231 0:15,133 0:14,526	0:47,318 0:17,282 0:15,326 0:14,710	0:47,216 0:17,334 0:15,343 0:14,539	


**Qualifying practice DKM (OK) Group 2 Gruppe 2**

## Die schnellsten Zeiten

Ort	Nr. Fahrername	Zeit	Streckenl.	ø Speed
Ziel	42 Maloney,Zane	0:46,690	1190 m	91,8 km/h
Sektion 1	20 Limy,Etienne	0:17,189	452 m	94,7 km/h
Sektion 2	42 Maloney,Zane	0:15,055	368 m	88,0 km/h
Sektion 3	42 Maloney,Zane	0:14,391	370 m	92,6 km/h

	Stmr.30 Haverkort,Kas NLD Zanardi Racing Team	Stmr.17 Füngeling,Luke DEU Valier Motorsport	Stmr.11 Ferani,Justin CHE KSM Schumacher Racing Team	Stmr.15 Maisch,Luca DEU TB Racing Team	Stmr.9 Mendez,Juan Diego PAN EMILIA KART SRL
	theoretisch mögliche Bestzeit 0:46,917	theoretisch mögliche Bestzeit 0:46,990	theoretisch mögliche Bestzeit 0:47,030	theoretisch mögliche Bestzeit 0:47,050	theoretisch mögliche Bestzeit 0:47,100
best	Ziel Sektion 1 Sektion 2 Sektion 3 0:46,988 0:17,263 0:15,131 0:14,523	Ziel Sektion 1 Sektion 2 Sektion 3 0:47,033 0:17,320 0:15,124 0:14,546	Ziel Sektion 1 Sektion 2 Sektion 3 0:47,033 0:17,376 0:15,133 0:14,521	Ziel Sektion 1 Sektion 2 Sektion 3 0:47,080 0:17,274 0:15,215 0:14,561	Ziel Sektion 1 Sektion 2 Sektion 3 0:47,100 0:17,354 0:15,258 0:14,488
Runde 1	0:48,145 0:17,740 0:15,674 0:14,731	0:48,083 0:17,727 0:15,544 0:14,812	0:53,341 0:22,993 0:15,570 0:14,778	0:49,745 0:17,964 0:16,956 0:14,825	0:48,259 0:18,122 0:15,489 0:14,648
Runde 2	0:47,323 0:17,410 0:15,314 0:14,599	0:47,393 0:17,525 0:15,274 0:14,594	0:47,377 0:17,534 0:15,306 0:14,537	0:47,131 0:17,355 0:15,215 0:14,561	0:47,399 0:17,401 0:15,387 0:14,611
Runde 3	0:47,144 0:17,312 0:15,224 0:14,608	0:47,320 0:17,445 0:15,214 0:14,661	0:47,160 0:17,443 0:15,196 0:14,521	0:47,175 0:17,280 0:15,325 0:14,570	0:47,100 0:17,354 0:15,258 0:14,488
Runde 4	0:47,015 0:17,319 0:15,131 0:14,565	0:47,060 0:17,320 0:15,143 0:14,597	0:48,556 0:17,402 0:15,750 0:15,404	0:48,235 0:17,327 0:16,152 0:14,756	0:47,217 0:17,377 0:15,269 0:14,571
Runde 5	0:46,988 0:17,263 0:15,202 0:14,523	0:47,033 0:17,363 0:15,124 0:14,546	0:47,166 0:17,376 0:15,199 0:14,591	0:47,080 0:17,274 0:15,216 0:14,590	0:47,317 0:17,381 0:15,372 0:14,564
Runde 6		0:47,033 0:17,378 0:15,133 0:14,522			

## Qualifying practice DKM (DK) Group 2 Gruppe 2

## Die schnellsten Zeiten

Ort	Nr. Fahrername	Zeit	Streckenl.	ø Speed
Ziel	42 Maloney,Zane	0:46,690	1190 m	91,8 km/h
Sektion 1	20 Linny,Etienne	0:17,189	452 m	94,7 km/h
Sektion 2	42 Maloney,Zane	0:15,055	368 m	88,0 km/h
Sektion 3	42 Maloney,Zane	0:14,391	370 m	92,6 km/h

	Stnr.29 Skjellerup,Oliver DNK Robert Schlunssen	Stnr.50 Kovacs,Zsombor HUN KMS EUROPE KFT.	Stnr.8 Liwinski,David NLD Mach1 Motorsport	Stnr.18 Rosso,Andrea ITA CRG Holland	Stnr.58 Handsaeme,Xavier BEL KSM Schumacher Racing Team
	theoretisch mögliche Bestzeit 0:47,055	theoretisch mögliche Bestzeit 0:47,139	theoretisch mögliche Bestzeit 0:47,186	theoretisch mögliche Bestzeit 0:47,066	theoretisch mögliche Bestzeit 0:47,243
Ziel	Sektion 1 0:17,309	Sektion 1 0:17,338	Sektion 1 0:17,376	Sektion 1 0:17,271	Sektion 1 0:17,319
Sektion 2	0:15,208	0:15,272	0:15,201	0:15,231	Sektion 2 0:15,335
Sektion 3	0:14,538	0:14,529	0:14,609	0:14,564	Sektion 3 0:14,589
best	0:47,110	0:47,180	0:47,188	0:47,196	0:47,272
Runde 1	0:47,747	0:48,556	0:49,662	0:49,039	0:50,261
Runde 2	0:47,201	0:47,635	0:47,632	0:48,721	0:47,941
Runde 3	0:47,269	0:47,377	0:47,573	0:47,615	0:47,525
Runde 4	0:47,110	0:47,301	0:47,594	0:47,246	0:47,349
Runde 5	0:47,406	0:47,180	0:47,460	0:47,196	0:50,190
Runde 6	0:15,441	0:15,313	0:17,376	0:17,271	0:17,487
	0:14,656	0:14,529	0:15,201	0:15,310	0:17,296
	0:14,656	0:14,529	0:15,201	0:14,623	0:15,364
	0:14,656	0:14,529	0:15,201	0:14,623	0:15,364

### Qualifying practice DKM (DK) Group 2 Gruppe 2

#### Die schnellsten Zeiten

Ort	Nr. Fahrername	Zeit	Streckenl.	ø Speed
Ziel	42 Maloney,Zane	0:46,690	1190 m	91,8 km/h
Sektion 1	20 Liny,Etienne	0:17,189	452 m	94,7 km/h
Sektion 2	42 Maloney,Zane	0:15,055	368 m	88,0 km/h
Sektion 3	42 Maloney,Zane	0:14,391	370 m	92,6 km/h

	Str.33 Korteilainen,Rasmus FIN KOSKI MOTORSPORT	Str.32 Dörr,Phil DEU TB Racing Team	Str.59 Damhuis,Philipp DEU KSM Schumacher Racing Team	Str.44 Murth,Lukas CHE KSB RACING TEAM	Str.25 Hansen,Mads E DNK TK Racing
	theoretisch mögliche Bestzeit 0:47,294	theoretisch mögliche Bestzeit 0:47,348	theoretisch mögliche Bestzeit 0:47,378	theoretisch mögliche Bestzeit 0:47,455	theoretisch mögliche Bestzeit 0:47,477
best	Ziel Sektion 1 0:47,331 0:17,439 0:15,236 0:14,619	Ziel Sektion 1 0:47,381 0:17,359 0:15,337 0:14,652	Ziel Sektion 1 0:47,412 0:17,390 0:15,335 0:14,653	Ziel Sektion 1 0:47,485 0:17,547 0:15,319 0:14,589	Ziel Sektion 1 0:47,625 0:17,360 0:15,426 0:14,691
Runde 1	0:57,886 0:24,927 0:17,332 0:15,627	0:50,382 0:18,431 0:17,079 0:14,872	0:53,817 0:23,342 0:15,593 0:14,882	0:48,916 0:18,229 0:15,737 0:14,950	0:49,125 0:18,497 0:15,713 0:14,915
Runde 2	0:52,113 0:18,228 0:18,801 0:15,084	0:47,643 0:17,521 0:15,452 0:14,670	0:47,761 0:17,529 0:15,488 0:14,744	0:48,830 0:17,795 0:16,306 0:14,729	0:48,857 0:17,478 0:16,160 0:15,219
Runde 3	0:47,656 0:17,588 0:15,404 0:14,664	0:47,381 0:17,359 0:15,356 0:14,666	0:47,704 0:17,695 0:15,335 0:14,674	0:47,962 0:17,775 0:15,488 0:14,699	0:47,659 0:17,397 0:15,552 0:14,710
Runde 4	0:47,668 0:17,771 0:15,278 0:14,619	0:47,489 0:17,445 0:15,337 0:14,707	0:47,439 0:17,418 0:15,338 0:14,683	0:47,952 0:17,896 0:15,413 0:14,643	0:47,625 0:17,508 0:15,426 0:14,691
Runde 5	0:47,331 0:17,439 0:15,261 0:14,631	0:47,790 0:17,752 0:15,386 0:14,652	0:47,412 0:17,390 0:15,366 0:14,656	0:47,511 0:17,547 0:15,319 0:14,645	0:47,688 0:17,360 0:15,626 0:14,702
Runde 6	0:47,520 0:17,649 0:15,236 0:14,635		0:47,490 0:17,420 0:15,417 0:14,653	0:47,485 0:17,569 0:15,327 0:14,589	0:48,882 0:17,642 0:15,567 0:15,673



## Qualifying practice DKM (OK) Group 2 Gruppe 2

## Die schnellsten Zeiten

Ort	Nr. Fahrername	Zeit	Streckenl.	ø Speed
Ziel	42 Maloney,Zane	0:46,690	1190 m	91,8 km/h
Sektion 1	20 Limy,Etienne	0:17,189	452 m	94,7 km/h
Sektion 2	42 Maloney,Zane	0:15,055	368 m	88,0 km/h
Sektion 3	42 Maloney,Zane	0:14,391	370 m	92,6 km/h

best	Stnr.23 Proš,František CZE PRAGA VMS RACING		Stnr.35 Kravchenko,Miroslaw DEU TR Motorsport		Stnr.12 Schulte,Maximilian DEU Solgat Motorsport		Stnr.21 Anderrüti,Leandro CHE S.R.T. Motorsport					
	theoretisch mögliche Bestzeit	Ziel	theoretisch mögliche Bestzeit	Ziel	theoretisch mögliche Bestzeit	Ziel	theoretisch mögliche Bestzeit	Ziel				
Runde 1	0:47,645	0:17,463	0:15,390	0:14,682	0:50,382	0:19,525	0:16,026	0:14,831	0:48,649	0:17,735	0:15,621	0:15,054
Runde 2	0:50,926	0:20,022	0:15,996	0:14,908	0:47,894	0:17,648	0:15,429	0:14,817	0:51,603	0:20,239	0:16,093	0:15,271
Runde 3	0:47,645	0:17,554	0:15,390	0:14,701	0:47,874	0:17,463	0:15,666	0:14,745	0:48,674	0:17,735	0:15,780	0:15,159
Runde 4	0:47,874	0:17,463	0:15,666	0:14,745	0:48,722	0:17,647	0:16,018	0:15,057	0:48,673	0:17,965	0:15,621	0:15,087
Runde 5	0:47,873	0:17,562	0:15,570	0:14,741	0:48,901	0:18,048	0:15,971	0:14,882	0:48,738	0:17,764	0:15,764	0:15,210
Runde 6	0:47,917	0:17,619	0:15,537	0:14,761	0:47,829	0:17,723	0:15,368	0:14,738	0:48,649	0:17,856	0:15,625	0:15,168
	0:47,702	0:17,577	0:15,443	0:14,682	0:47,657	0:17,604	0:15,285	0:14,768	0:49,149	0:18,338	0:15,757	0:15,054

Strecke / track: 1190m  
 started: 25 classified: 25 not classified: 0

Doc. 21

Pos	Str. Nr.	Fahrer / Driver	Nation	Bewerber/Sponsor	Nation	Lizenz/B-Lizenz	Chassis/Motor/Reifen	Runden Laps	Gesamtzeit Differenz	Abstand Gap	beste Runde best Lap	In R. In L.	o Geschw. Speed
1	39	Thompson, Harry	GBR	Ricky Flynn Motorsport	GBR	265302 162392	FA Kart / Vortex / Vega	5			0:46,603	4	91,9 km/h
2	86	Sasse, Hugo	DEU	TB Racing Team	DEU	IKCR 1147248 KBF 1116906	Kart Republic / lame / Vega	5	0:00,051	0:00,051	0:46,654	4	91,8 km/h
3	77	Tramnitz, Tim	DEU	KSM Schumacher Racing Team	DEU	IKCR 1161254 KBF 1067587	Tony Kart / Vortex / Vega	5	0:00,289	0:00,238	0:46,892	5	91,4 km/h
4	22	Fritsch, Valentino	DEU	BIREL ART RACING KSW	AUT	IKB 1173038 BK 102	BirelART / TM / Vega	5	0:00,324	0:00,035	0:46,927	4	91,3 km/h
5	57	Coluccio, Luigi	ITA	BIREL ART RACING KSW	AUT	344161 BK 102	BirelART / TM / Vega	5	0:00,327	0:00,003	0:46,930	3	91,3 km/h
6	7	Enders, Paul	DEU	RTG Kartsport	DEU	IKCR 1141749 KBF 1166823	CRG / lame / Vega	5	0:00,380	0:00,053	0:46,983	4	91,2 km/h
7	38	Buus, Bastian	DNK	RS Competition	DNK	59991 36053	Tony Kart / Vortex / Vega	5	0:00,381	0:00,001	0:46,984	5	91,2 km/h
8	4	Arnold, Felix	DEU	KSM Schumacher Racing Team	DEU	IKA 1138542 KBF 1067587	Tony Kart / Vortex / Vega	6	0:00,390	0:00,009	0:46,993	5	91,2 km/h
9	16	Volz, Rico	DEU	RS-Motorsport	DEU	IKC 1154071 KBF 1104126	CRG / lame / Vega	5	0:00,391	0:00,001	0:46,994	5	91,2 km/h
10	71	Tabel, Kilian	DEU	TB Racing Team	DEU	IKC1173660 KBF 1116906	Kart Republic / lame / Vega	5	0:00,393	0:00,002	0:46,996	5	91,2 km/h
11	49	Van Berlo, Glenn	NLD	Lennox Racing Team	ITA	36847 322955	Exprit / Vortex / Vega	5	0:00,405	0:00,012	0:47,008	5	91,1 km/h
12	40	Fusen, Jan David	DEU	Solgat Motorsport	DEU	IKC 1137577 KBF 1079882	BirelArt / TM / Vega	6	0:00,496	0:00,091	0:47,099	6	91,0 km/h
13	14	Tröger, Tim	DEU	Mach1 Motorsport	DEU	IKC 1132554 KBF 1005514	Mach1 / lame / Vega	6	0:00,522	0:00,026	0:47,125	4	90,9 km/h
14	34	Saarijärvi, Frans-Emil	FIN	KOSKI MOTORSPORT	FIN	3476557 50054310	Tony Kart / Vortex / Vega	5	0:00,589	0:00,067	0:47,192	5	90,8 km/h
15	88	Schmidli, Titus-Shanghai	CHE	CS Racing	CHE	502418 500001	OTK / Vortex / Vega	5	0:00,601	0:00,012	0:47,204	5	90,8 km/h
16	10	O'dey, Levi	DEU	KSM Schumacher Racing Team	DEU	IKCR 1164486 KBF 1067587	Tony Kart / Vortex / Vega	5	0:00,647	0:00,046	0:47,250	3	90,7 km/h
17	24	Pavlíček, Matěj	CZE	PRAGA VMS RACING	CZE	18 AS 0060 18 AT 00031	PRAGA / TM / Vega	6	0:00,702	0:00,055	0:47,305	5	90,6 km/h
18	27	Born, Miklas	CHE	Innovative Competition	CHE	505145 500033	Exprit / Vortex / Vega	5	0:00,709	0:00,007	0:47,312	3	90,5 km/h
19	54	Lehtonen, Henri	FIN	KOSKI MOTORSPORT	FIN	28654661 50054310	Tony Kart / Vortex / Vega	5	0:00,730	0:00,021	0:47,333	5	90,5 km/h
20	6	Schaller, Marek	DEU	RTG Kartsport	DEU	IKC 1151363 KBF 1166823	Kosmic / lame / Vega	5	0:00,756	0:00,026	0:47,359	4	90,5 km/h
21	55	Qufaj, David	DEU	KSB RACING TEAM	AUT	IKC 1141427 BK 002	Kosmik / Vortex / Vega	5	0:00,871	0:00,115	0:47,474	5	90,2 km/h
22	31	Meyer Hansen, Mikkel	DNK	Racing Motor DK	DNK	36477 03587	KALI-KART / TM / Vega	6	0:00,874	0:00,003	0:47,477	6	90,2 km/h
23	19	Tröger, Niels	DEU	RTG Kartsport	DEU	IKC 1139697 KBF 1166823	CRG / lame / Vega	3	0:00,986	0:00,112	0:47,589	2	90,0 km/h
24	26	Alibaks, Renzo	NLD	Zanardi Racing Team	NLD	36331 28613	Zanardi / Parilla / Vega	6	0:01,026	0:00,040	0:47,629	4	89,9 km/h
25	53	Perttala, Niko	FIN	KOSKI MOTORSPORT	FIN	32982484 50054310	Tony Kart / Vortex / Vega	6	0:01,145	0:00,119	0:47,748	5	89,7 km/h

Rennleitung: Rüdiger Luth Racedirektor: Thomas Lainer  
 Sportkommissare: Thomas Ferrero / Ulrich Bell / Franz-Josef Serr / Frank Tautenhahn  
 Techn. Kommissare: H.-J. Dangers / A. Sengpiel / M. Grasshoff / C. Schmidt / D. Pietzko / W. Amend / M. Ambrosius  
 Zeitnahme: KART-DATA timing service Franz Schieszler / Manuela Hintner

Zeitnahme / timekeeping

control *Schieszler*  
 Franz Schieszler  
 Austria, Graz, 11.43.43

## Qualifying practice DKM (OK) Gruppe 1

Strecke / track: 1190    started: 25    classified: 25    not classified: 0

Fahrername Driver	Thompson Harry	Sasse Hugo	Tramitz Tim	Fritsch Valentino	Coluccio Luigi	Enders Paul	Buus Bastian	Arnold Felix	Volz Rico	Tabel Kilian	Van Berlo Glenn	Fusen Jan David
schnellste Runde in Runde	0:46,603 Rn. 4	0:46,654 Rn. 4	0:46,892 Rn. 5	0:46,927 Rn. 4	0:46,930 Rn. 3	0:46,983 Rn. 4	0:46,984 Rn. 5	0:46,993 Rn. 5	0:46,994 Rn. 5	0:46,996 Rn. 5	0:47,008 Rn. 5	0:47,099 Rn. 6
Speed	91,9 km/h	91,8 km/h	91,4 km/h	91,3 km/h	91,3 km/h	91,2 km/h	91,2 km/h	91,2 km/h	91,2 km/h	91,2 km/h	91,1 km/h	91,0 km/h
Lap 1	0:47,315	0:47,469	0:51,434	0:47,715	0:50,229	0:48,503	0:47,916	0:48,296	0:48,438	0:48,357	0:48,026	0:51,056
Lap 2	0:46,816	0:46,951	0:47,434	0:47,180	0:47,108	0:47,206	0:47,310	0:47,492	0:47,589	0:47,345	0:47,308	0:47,851
Lap 3	0:46,743	0:46,780	0:47,230	0:46,984	0:46,930	0:47,047	0:47,148	0:47,122	0:47,296	0:47,131	0:47,838	0:47,362
Lap 4	0:46,603	0:46,654	0:48,623	0:46,927	0:46,934	0:46,983	0:47,054	0:47,223	0:47,142	0:47,026	0:47,092	0:47,218
Lap 5	0:46,625	0:46,819	0:46,892	0:47,088	0:48,662	0:47,016	0:46,984	0:46,993	0:46,994	0:46,996	0:47,008	0:47,187
Lap 6								0:47,120				0:47,099

## Qualifying practice DKM (OK) Gruppe 1

Strecke / track: 1190 started: 25 classified: 25 not classified: 0

Fahrername Driver	Träger Tim	Saarijärvi Frans-Emil	Schmidli Titus-Shanghai	O´dey Levi	Pavlicek Matěj	Born Miklas	Lehtonen Henri	Schaller Marek	Qufaj David	Meyer Hansen Mikkel	Tröger Niels	Alibaks Renzo
schnellste Runde in Runde	0:47,125 Rn. 4	0:47,192 Rn. 5	0:47,204 Rn. 5	0:47,250 Rn. 3	0:47,305 Rn. 5	0:47,312 Rn. 3	0:47,333 Rn. 5	0:47,359 Rn. 4	0:47,474 Rn. 5	0:47,477 Rn. 6	0:47,589 Rn. 2	0:47,629 Rn. 4
Speed	90,9 km/h	90,8 km/h	90,8 km/h	90,7 km/h	90,6 km/h	90,5 km/h	90,5 km/h	90,5 km/h	90,2 km/h	90,2 km/h	90,0 km/h	89,9 km/h
Lap 1	0:48,440	0:47,869	0:48,093	0:50,145	0:49,116	0:47,707	0:48,016	0:48,607	0:48,359	0:50,615	0:48,868	0:48,729
Lap 2	0:47,748	0:47,500	0:47,427	0:47,310	0:48,550	0:47,457	0:47,521	0:47,810	0:48,060	0:47,969	0:47,589	0:48,212
Lap 3	0:47,310	0:47,242	0:47,458	0:47,250	0:47,610	0:47,312	0:47,485	0:47,669	0:47,490	0:47,780	0:51,551	0:47,825
Lap 4	0:47,125	0:47,227	0:47,328	0:48,352	0:47,424	0:47,376	0:47,369	0:47,359	0:47,532	0:48,046	0:47,599	0:47,629
Lap 5	0:47,269	0:47,192	0:47,204	0:47,289	0:47,305	0:47,513	0:47,333	0:47,535	0:47,474	0:47,599	0:47,679	0:47,679
Lap 6	0:47,220				0:47,776					0:47,477		0:48,852





**Round 2: Wackersdorf / DEU**

**DEUTSCHE KART-MEISTERSCHAFTEN 2018**

**11-13 / 05 / 2018**

**DMSB-Reg Nr 120-2018**

## Qualifying practice DKM (OK) Gruppe 1

Strecke / track: 1190 started: 25 classified: 25 not classified: 0

Fahrername Driver	Perrtala Niko
schnellste Runde in Runde	0:47,748 Rn. 5
Speed	89,7 km/h
Lap 1	0:49,348
Lap 2	0:48,367
Lap 3	0:47,862
Lap 4	0:48,169
Lap 5	<u>0:47,748</u>
Lap 6	0:47,789

## Qualifying practice DKM (OK) Group 1 Gruppe 1

Ziel		Sektion 1		Sektion 2		Sektion 3	
Fahrername	Zeit	Fahrername	Zeit	Fahrername	Zeit	Fahrername	Zeit
1 39 Thompson,Harry	0:46,603	86 Sasse,Hugo	0:17,117	39 Thompson,Harry	0:14,965	39 Thompson,Harry	0:14,348
2 86 Sasse,Hugo	0:46,654	22 Fritsch,Valentino	0:17,194	16 Volz,Rico	0:15,086	86 Sasse,Hugo	0:14,399
3 77 Tramnitz,Tim	0:46,892	7 Enders,Paul	0:17,222	77 Tramnitz,Tim	0:15,129	38 Buus,Bastian	0:14,467
4 22 Fritsch,Valentino	0:46,927	57 Coluccio,Luigi	0:17,226	57 Coluccio,Luigi	0:15,130	77 Tramnitz,Tim	0:14,492
5 57 Coluccio,Luigi	0:46,930	4 Arnold,Felix	0:17,239	86 Sasse,Hugo	0:15,138	49 Van Berlo,Glenn	0:14,496
6 7 Enders,Paul	0:46,983	39 Thompson,Harry	0:17,246	49 Van Berlo,Glenn	0:15,140	4 Arnold,Felix	0:14,500
7 38 Buus,Bastian	0:46,984	77 Tramnitz,Tim	0:17,253	40 Fusen,Jan David	0:15,153	16 Volz,Rico	0:14,500
8 4 Arnold,Kilian	0:46,993	71 Tabel,Kilian	0:17,258	14 Tröger,Tim	0:15,173	71 Tabel,Kilian	0:14,505
9 16 Volz,Rico	0:46,994	19 Tröger,Niels	0:17,302	7 Enders,Paul	0:15,198	10 O´dey,Levi	0:14,507
10 71 Tabel,Kilian	0:46,996	40 Fusen,Jan David	0:17,306	38 Buus,Bastian	0:15,199	7 Enders,Paul	0:14,516
11 49 Van Berlo,Glenn	0:47,008	38 Buus,Bastian	0:17,316	88 Schmidli,Titus-Shanghai	0:15,203	22 Fritsch,Valentino	0:14,518
12 40 Fusen,Jan David	0:47,099	14 Tröger,Tim	0:17,329	22 Fritsch,Valentino	0:15,205	34 Saarijärvi,Frans-Emil	0:14,523
13 14 Tröger,Tim	0:47,125	10 O´dey,Levi	0:17,343	71 Tabel,Kilian	0:15,220	57 Coluccio,Luigi	0:14,548
14 34 Saarijärvi,Frans-Emil	0:47,192	27 Born,Miklas	0:17,346	34 Saarijärvi,Frans-Emil	0:15,243	88 Schmidli,Titus-Shanghai	0:14,562
15 88 Schmidli,Titus-Shanghai	0:47,204	24 Pavlicek,Matěj	0:17,351	10 O´dey,Levi	0:15,252	55 Qufaj,David	0:14,572
16 10 O´dey,Levi	0:47,250	49 Van Berlo,Glenn	0:17,358	4 Arnold,Felix	0:15,254	40 Fusen,Jan David	0:14,610
17 24 Pavlicek,Matěj	0:47,305	6 Schaller,Marek	0:17,371	19 Tröger,Niels	0:15,256	27 Born,Miklas	0:14,610
18 27 Born,Miklas	0:47,312	34 Saarijärvi,Frans-Emil	0:17,374	24 Pavlicek,Matěj	0:15,289	54 Lehtonen,Henri	0:14,612
19 54 Lehtonen,Henri	0:47,333	54 Lehtonen,Henri	0:17,395	54 Lehtonen,Henri	0:15,306	14 Tröger,Tim	0:14,614
20 6 Schaller,Marek	0:47,359	31 Meyer Hansen,Mikkel	0:17,406	27 Born,Miklas	0:15,314	19 Tröger,Niels	0:14,614
21 55 Qufaj,David	0:47,474	16 Volz,Rico	0:17,408	31 Meyer Hansen,Mikkel	0:15,329	6 Schaller,Marek	0:14,646
22 31 Meyer Hansen,Mikkel	0:47,477	88 Schmidli,Titus-Shanghai	0:17,439	6 Schaller,Marek	0:15,342	24 Pavlicek,Matěj	0:14,665
23 19 Tröger,Niels	0:47,589	26 Alibaks,Renzo	0:17,453	55 Qufaj,David	0:15,403	31 Meyer Hansen,Mikkel	0:14,688
24 26 Alibaks,Renzo	0:47,629	55 Qufaj,David	0:17,466	26 Alibaks,Renzo	0:15,428	53 Perttala,Niko	0:14,700
25 53 Perttala,Niko	0:47,748	53 Perttala,Niko	0:17,467	53 Perttala,Niko	0:15,518	26 Alibaks,Renzo	0:14,740

### Qualifying practice DKM (OK) Group 1 Gruppe 1

#### Die schnellsten Zeiten

Ort	Nr. Fahrername	Zeit	Streckenl.	ø Speed
Ziel	39 Thompson,Harry	0:46,603	1190 m	91,9 km/h
Sektion 1	86 Sasse,Hugo	0:17,117	452 m	95,1 km/h
Sektion 2	39 Thompson,Harry	0:14,965	368 m	88,5 km/h
Sektion 3	39 Thompson,Harry	0:14,348	370 m	92,8 km/h

	Stmr.39 Thompson,Harry GBR Ricky Flynn Motorsport	Stmr.86 Sasse,Hugo DEU TB Racing Team	Stmr.77 Tramnitz,Tim DEU KSM Schumacher Racing Team	Stmr.22 Fritsch,Valentino DEU BIREL ART RACING KSW	Stmr.57 Coluccio,Luigi ITA BIREL ART RACING KSW
	theoretisch mögliche Bestzeit 0:46,559	theoretisch mögliche Bestzeit 0:46,654	theoretisch mögliche Bestzeit 0:46,874	theoretisch mögliche Bestzeit 0:46,917	theoretisch mögliche Bestzeit 0:46,904
best	Ziel Sektion 1 0:17,246 Sektion 2 0:14,965 Sektion 3 0:14,348	Ziel Sektion 1 0:17,117 Sektion 2 0:15,138 Sektion 3 0:14,399	Ziel Sektion 1 0:17,253 Sektion 2 0:15,129 Sektion 3 0:14,492	Ziel Sektion 1 0:17,194 Sektion 2 0:15,205 Sektion 3 0:14,518	Ziel Sektion 1 0:17,226 Sektion 2 0:15,130 Sektion 3 0:14,548
Runde 1	0:47,315 0:17,461 0:15,341 0:14,513	0:47,469 0:17,441 0:15,412 0:14,616	0:51,434 0:19,306 0:17,159 0:14,969	0:47,715 0:17,616 0:15,452 0:14,647	0:50,229 0:17,716 0:17,524 0:14,989
Runde 2	0:46,816 0:17,302 0:15,140 0:14,374	0:46,951 0:17,201 0:15,252 0:14,498	0:47,434 0:17,516 0:15,322 0:14,596	0:47,180 0:17,271 0:15,336 0:14,573	0:47,108 0:17,409 0:15,147 0:14,552
Runde 3	0:46,743 0:17,278 0:15,117 0:14,348	0:46,780 0:17,218 0:15,153 0:14,409	0:47,230 0:17,334 0:15,293 0:14,603	0:46,984 0:17,209 0:15,249 0:14,526	0:46,930 0:17,226 0:15,147 0:14,557
Runde 4	0:46,603 0:17,246 0:15,000 0:14,357	0:46,654 0:17,117 0:15,138 0:14,399	0:48,623 0:18,882 0:15,249 0:14,492	0:46,927 0:17,194 0:15,205 0:14,528	0:46,934 0:17,256 0:15,130 0:14,548
Runde 5	0:46,625 0:17,270 0:14,965 0:14,390	0:46,819 0:17,174 0:15,197 0:14,448	0:46,892 0:17,253 0:15,129 0:14,510	0:47,088 0:17,290 0:15,280 0:14,518	0:48,662 0:17,307 0:15,410 0:15,945
Runde 6					



### Qualifying practice DKM (OK) Group 1 Gruppe 1

#### Die schnellsten Zeiten

Ort	Nr. Fahrername	Zeit	Streckenl.	ø Speed
Ziel	39 Thompson,Harry	0:46,603	1190 m	91,9 km/h
Sektion 1	86 Sasse,Hugo	0:17,117	452 m	95,1 km/h
Sektion 2	39 Thompson,Harry	0:14,965	368 m	88,5 km/h
Sektion 3	39 Thompson,Harry	0:14,348	370 m	92,8 km/h

	Stnr.7 Enders,Paul DEU RTG Kartsport	Stnr.38 Buus,Bastian DNK RS Competition	Stnr.4 Arnold,Felix DEU KSM Schumacher Racing Team	Stnr.16 Volz,Rico DEU RS-Motorsport	Stnr.71 Tabel,Kilian DEU TB Racing Team
	theoretisch mögliche Bestzeit 0:46,936	theoretisch mögliche Bestzeit 0:46,982	theoretisch mögliche Bestzeit 0:46,993	theoretisch mögliche Bestzeit 0:46,994	theoretisch mögliche Bestzeit 0:46,983
best	Ziel Sektion 1 0:17,222 Sektion 2 0:15,198 Sektion 3 0:14,516	Ziel Sektion 1 0:17,316 Sektion 2 0:15,199 Sektion 3 0:14,467	Ziel Sektion 1 0:17,239 Sektion 2 0:15,254 Sektion 3 0:14,500	Ziel Sektion 1 0:17,408 Sektion 2 0:15,086 Sektion 3 0:14,500	Ziel Sektion 1 0:17,258 Sektion 2 0:15,220 Sektion 3 0:14,505
Runde 1	0:48,503 0:17,909 0:15,482 0:15,112	0:47,916 0:17,705 0:15,578 0:14,633	0:48,296 0:18,067 0:15,565 0:14,664	0:48,438 0:17,957 0:15,634 0:14,847	0:48,357 0:17,553 0:15,984 0:14,820
Runde 2	0:47,206 0:17,384 0:15,306 0:14,516	0:47,310 0:17,388 0:15,349 0:14,573	0:47,492 0:17,414 0:15,468 0:14,610	0:47,589 0:17,584 0:15,319 0:14,686	0:47,345 0:17,530 0:15,257 0:14,558
Runde 3	0:47,047 0:17,324 0:15,198 0:14,525	0:47,148 0:17,355 0:15,264 0:14,529	0:47,122 0:17,310 0:15,292 0:14,520	0:47,296 0:17,450 0:15,229 0:14,617	0:47,131 0:17,350 0:15,270 0:14,511
Runde 4	0:46,983 0:17,222 0:15,216 0:14,545	0:47,054 0:17,316 0:15,235 0:14,503	0:47,223 0:17,373 0:15,312 0:14,538	0:47,142 0:17,436 0:15,187 0:14,519	0:47,026 0:17,258 0:15,241 0:14,527
Runde 5	0:47,016 0:17,239 0:15,245 0:14,532	0:46,984 0:17,318 0:15,199 0:14,467	0:46,993 0:17,239 0:15,254 0:14,500	0:46,994 0:17,408 0:15,086 0:14,500	0:46,996 0:17,271 0:15,220 0:14,505
Runde 6			0:47,120 0:17,273 0:15,315 0:14,532		



### Qualifying practice DKM (OK) Group 1 Gruppe 1

#### Die schnellsten Zeiten

Ort	Nr. Fahrername	Zeit	Streckenl.	ø Speed
Ziel	39 Thompson,Harry	0:46,603	1190 m	91,9 km/h
Sektion 1	86 Sasse,Hugo	0:17,117	452 m	95,1 km/h
Sektion 2	39 Thompson,Harry	0:14,965	368 m	88,5 km/h
Sektion 3	39 Thompson,Harry	0:14,348	370 m	92,8 km/h

	Stnr.49 Van Berlo,Glenn NLD Lennox Racing Team	Stnr.40 Fusen,Jan David DEU Solgat Motorsport	Stnr.14 Tröger,Tim DEU Mach1 Motorsport	Stnr.34 Saarijärvi,Frans-Emil FIN KOSKI MOTORSPORT	Stnr.88 Schmidli,Titus-Shanghai CHE CS Racing
	theoretisch mögliche Bestzeit 0:46,994	theoretisch mögliche Bestzeit 0:47,069	theoretisch mögliche Bestzeit 0:47,116	theoretisch mögliche Bestzeit 0:47,140	theoretisch mögliche Bestzeit 0:47,204
best	Ziel Sektion 1 0:17,358 0:15,140 0:14,496	Ziel Sektion 1 0:17,306 0:15,153 0:14,610	Ziel Sektion 1 0:17,329 0:15,173 0:14,614	Ziel Sektion 1 0:17,374 0:15,243 0:14,523	Ziel Sektion 1 0:17,439 0:15,203 0:14,562
Runde 1	0:48,026 0:17,717 0:15,581 0:14,728	0:51,056 0:20,017 0:16,121 0:14,918	0:48,440 0:17,693 0:15,810 0:14,937	0:47,869 0:17,663 0:15,510 0:14,696	0:48,093 0:17,859 0:15,517 0:14,717
Runde 2	0:47,308 0:17,513 0:15,183 0:14,612	0:47,851 0:17,669 0:15,477 0:14,705	0:47,748 0:17,618 0:15,351 0:14,779	0:47,500 0:17,508 0:15,320 0:14,672	0:47,427 0:17,521 0:15,278 0:14,628
Runde 3	0:47,838 0:17,363 0:15,222 0:15,253	0:47,362 0:17,456 0:15,296 0:14,610	0:47,310 0:17,380 0:15,316 0:14,614	0:47,242 0:17,405 0:15,243 0:14,594	0:47,458 0:17,485 0:15,310 0:14,663
Runde 4	0:47,092 0:17,399 0:15,140 0:14,553	0:47,218 0:17,321 0:15,251 0:14,646	0:47,125 0:17,329 0:15,182 0:14,614	0:47,227 0:17,374 0:15,321 0:14,532	0:47,328 0:17,484 0:15,280 0:14,564
Runde 5	0:47,008 0:17,358 0:15,154 0:14,496	0:47,187 0:17,325 0:15,218 0:14,644	0:47,269 0:17,380 0:15,265 0:14,624	0:47,192 0:17,392 0:15,277 0:14,523	0:47,204 0:17,439 0:15,203 0:14,562
Runde 6		0:47,099 0:17,306 0:15,153 0:14,640	0:47,220 0:17,404 0:15,173 0:14,643		

**Qualifying practice DKM (OK) Group 1 Gruppe 1**
**Die schnellsten Zeiten**

Ort	Nr. Fahrername	Zeit	Streckenl.	ø Speed
Ziel	39 Thompson,Harry	0:46,603	1190 m	91,9 km/h
Sektion 1	86 Sasse,Hugo	0:17,117	452 m	95,1 km/h
Sektion 2	39 Thompson,Harry	0:14,965	368 m	88,5 km/h
Sektion 3	39 Thompson,Harry	0:14,348	370 m	92,8 km/h

	Smr.10 O' dey,Levi DEU KSM Schumacher Racing Team theoretisch mögliche Bestzeit 0:47,102 Ziel Sektion 1 Sektion 2 Sektion 3 0:47,250 0:17,343 0:15,252 0:14,507	Smr.24 Pavlicek,Matěj CZE PRAGA VMS RACING theoretisch mögliche Bestzeit 0:47,305 Ziel Sektion 1 Sektion 2 Sektion 3 0:47,305 0:17,351 0:15,289 0:14,665	Smr.27 Born,Miklas CHE Innovative Competition theoretisch mögliche Bestzeit 0:47,270 Ziel Sektion 1 Sektion 2 Sektion 3 0:47,312 0:17,346 0:15,314 0:14,610	Smr.54 Lehtonen,Henri FIN KOSKI MOTORSPORT theoretisch mögliche Bestzeit 0:47,313 Ziel Sektion 1 Sektion 2 Sektion 3 0:47,333 0:17,395 0:15,306 0:14,612	Smr.6 Schaller,Marek DEU RTG Kartsport theoretisch mögliche Bestzeit 0:47,359 Ziel Sektion 1 Sektion 2 Sektion 3 0:47,359 0:17,371 0:15,342 0:14,646
best	0:50,145	0:49,116	0:47,707	0:48,016	0:48,607
Runde 1	0:18,778	0:18,285	0:17,650	0:17,650	0:17,792
Runde 2	0:17,464	0:17,901	0:17,452	0:17,530	0:17,568
Runde 3	0:17,343	0:17,426	0:17,388	0:17,485	0:17,538
Runde 4	0:18,129	0:17,352	0:17,346	0:17,395	0:17,371
Runde 5	0:17,529	0:17,351	0:17,503	0:17,400	0:17,425
Runde 6	0:15,252	0:15,289	0:14,666	0:14,666	0:15,426
		0:17,502	0:14,872	0:14,872	0:15,426

## Qualifying practice DKM (DK) Group 1 Gruppe 1

## Die schnellsten Zeiten

Ort	Nr. Fahrername	Zeit	Streckenl.	ø Speed
Ziel	39 Thompson,Harry	0:46,603	1190 m	91,9 km/h
Sektion 1	86 Sasse,Hugo	0:17,117	452 m	95,1 km/h
Sektion 2	39 Thompson,Harry	0:14,965	368 m	88,5 km/h
Sektion 3	39 Thompson,Harry	0:14,348	370 m	92,8 km/h

	Smr.55 Qutqj,David DEU KSB RACING TEAM theoretisch mögliche Bestzeit 0:47,441 Ziel Sektion 1 Sektion 2 Sektion 3 0:47,474 0:17,466 0:15,403 0:14,572	Smr.31 Meyer Hansen,Mikkel DNK Racing Motor DK theoretisch mögliche Bestzeit 0:47,423 Ziel Sektion 1 Sektion 2 Sektion 3 0:47,477 0:17,406 0:15,329 0:14,688	Smr.19 Tröger,Niels DEU RTG Kartsport theoretisch mögliche Bestzeit 0:47,172 Ziel Sektion 1 Sektion 2 Sektion 3 0:47,589 0:17,302 0:15,256 0:14,614	Smr.26 Allbaks,Renzo NLD Zanardi Racing Team theoretisch mögliche Bestzeit 0:47,621 Ziel Sektion 1 Sektion 2 Sektion 3 0:47,629 0:17,453 0:15,428 0:14,740	Smr.53 Perttala,Niko FIN KOSKI MOTORSPORT theoretisch mögliche Bestzeit 0:47,685 Ziel Sektion 1 Sektion 2 Sektion 3 0:47,748 0:17,467 0:15,518 0:14,700
best					
Runde 1	0:48,359 0:17,910 0:15,682 0:14,767	0:50,615 0:18,594 0:16,895 0:15,126	0:48,868 0:17,664 0:15,543 0:15,661	0:48,729 0:17,937 0:15,848 0:14,944	0:49,348 0:18,237 0:15,979 0:15,132
Runde 2	0:48,060 0:17,515 0:15,520 0:15,025	0:47,969 0:17,522 0:15,700 0:14,747	0:47,589 0:17,561 0:15,414 0:14,614	0:48,212 0:17,741 0:15,617 0:14,854	0:48,367 0:17,720 0:15,743 0:14,904
Runde 3	0:47,490 0:17,466 0:15,404 0:14,620	0:47,780 0:17,477 0:15,615 0:14,688	0:51,551 0:17,302 0:15,256 0:18,993	0:47,825 0:17,638 0:15,447 0:14,740	0:47,862 0:17,467 0:15,602 0:14,793
Runde 4	0:47,532 0:17,513 0:15,447 0:14,572	0:48,046 0:17,768 0:15,520 0:14,758		0:47,629 0:17,453 0:15,434 0:14,742	0:48,169 0:17,594 0:15,547 0:15,028
Runde 5	0:47,474 0:17,483 0:15,403 0:14,588	0:47,599 0:17,531 0:15,368 0:14,700		0:47,679 0:17,487 0:15,428 0:14,764	0:47,748 0:17,478 0:15,559 0:14,711
Runde 6		0:47,477 0:17,406 0:15,329 0:14,742		0:48,852 0:18,304 0:15,695 0:14,853	0:47,789 0:17,571 0:15,518 0:14,700

Strecke / track: 1190m  
 started: 24 classified: 24 not classified: 0

Doc. 8

Pos	Str. Nr.	Fahrer Driver	Nation	Bewerber/Sponsor	Nation	Lizenz/B-Lizenz	Chassis/Motor/Reifen	Runden Laps	Gesamtzeit Differenz	Abstand Gap	beste Runde best Lap	in R. n. L.	o Geschw. Speed
1	42	Maloney, Zane	BRB	Ricky Flynn Motorsport	GBR	376 162392	FA Kart / Vortex / Vega	9			0:46,892	9	91,4 km/h
2	30	Haverkort, Kas	NLD	Zanardi Racing Team	NLD	36154 28613	CRG / TM / Vega	5	0:00,035	0:00,035	0:46,927	5	91,3 km/h
3	66	Zug, Marius	DEU	TB Racing Team	DEU	IKC 1153313 KBF 1116906	Kart Republic / Parilla / Vega	7	0:00,041	0:00,006	0:46,933	4	91,3 km/h
4	17	Füngeling, Luke	DEU	Valier Motorsport	DEU	IKC 1136804 KBF 1063735	SODI / Iame / Vega	9	0:00,073	0:00,032	0:46,965	8	91,2 km/h
5	13	Tauscher, Alexander	DEU	Lanari Racing Team	DEU	IKC 1162751 KBF 1159049	Kart Republic / Iame / Vega	9	0:00,079	0:00,006	0:46,971	9	91,2 km/h
6	15	Maisch, Luca	DEU	TB Racing Team	DEU	IKC 1154306 KBF 1116906	Kart Republic / Iame / Vega	6	0:00,090	0:00,011	0:46,982	4	91,2 km/h
7	36	Van Der Helm, Tijmen	NLD	KSM Schumacher Racing Team	DEU	35964 KBF 1067587	Tony Kart / Vortex / Vega	9	0:00,136	0:00,046	0:47,028	8	91,1 km/h
8	32	Dörr, Phil	DEU	TB Racing Team	DEU	IKC 1162847 KBF 1116906	Kart Republic / Parilla / Vega	7	0:00,203	0:00,067	0:47,095	4	91,0 km/h
9	11	Ferati, Jasin	CHE	KSM Schumacher Racing Team	DEU	502257 KBF 1067587	Tony Kart / Vortex / Vega	9	0:00,231	0:00,028	0:47,123	8	90,9 km/h
10	20	Linty, Etienne	ITA	EMILIA KART SRL	ITA	337697 295453	BirelART / Iame / Vega	11	0:00,247	0:00,016	0:47,139	11	90,9 km/h
11	50	Kovacs, Zsombor	HUN	KMS EUROPE KFT.	HUN	4966 804	Exprit / TM / Vega	7	0:00,270	0:00,023	0:47,162	4	90,8 km/h
12	8	Liwinski, David	NLD	Mach1 Motorsport	DEU	35786 KBF 1005514	Mach1 / Iame / Vega	11	0:00,273	0:00,003	0:47,165	9	90,8 km/h
13	9	Mendez, Juan Diego	PAN	EMILIA KART SRL	ITA	079 295453	BirelArt / Iame / Vega	11	0:00,320	0:00,047	0:47,212	11	90,7 km/h
14	29	Skjellerup, Oliver	DNK	Robert Schlunssen	DNK	58044 36053	Tony Kart / Vortex / Vega	8	0:00,364	0:00,044	0:47,256	5	90,7 km/h
15	58	Handsaeme, Xavier	BEL	KSM Schumacher Racing Team	DEU	910053 KBF 1067587	OTK / Vortex / Vega	12	0:00,408	0:00,044	0:47,300	10	90,6 km/h
16	44	Muth, Lukas	CHE	KSB RACING TEAM	AUT	502233 BK 002	Kosmic / Vortex / Vega	10	0:00,413	0:00,005	0:47,305	9	90,6 km/h
17	59	Damhuis, Philipp	DEU	KSM Schumacher Racing Team	DEU	IKC 1147509 KBF 1067587	Kosmic / Vortex / Vega	9	0:00,565	0:00,152	0:47,457	9	90,3 km/h
18	12	Schulte, Maximilian	DEU	Solgot Motorsport	DEU	IKCR 1153757 KBF 1079882	BirelArt / TM / Vega	8	0:00,644	0:00,079	0:47,536	5	90,1 km/h
19	18	Rosso, Andrea	ITA	CRG Holland	NLD	344925 15521	CRG / TM / Vega	2	0:00,775	0:00,131	0:47,667	2	89,9 km/h
20	33	Kortelainen, Rasmus	FIN	KOSKI MOTORSPORT	FIN	34745739 50054310	Tony Kart / Vortex / Vega	9	0:00,966	0:00,191	0:47,858	9	89,5 km/h
21	35	Kravchenko, Miroslaw	DEU	TR Motorsport	DEU	IKC 1147646 KBF 1080519	Jesolo / TM / Vega	10	0:01,169	0:00,203	0:48,061	7	89,1 km/h
22	23	Pros, Frantisek	CZE	PRAGA VMS RACING	CZE	18 SA0105 18 AT 00031	PRAGA / TM / Vega	11	0:01,205	0:00,036	0:48,097	10	89,1 km/h
23	25	Hansen, Mads E	DNK	TK Racing	DNK	39007 52208	FA Kart / IAME / Vega	10	0:01,243	0:00,038	0:48,135	9	89,0 km/h
24	21	Anderrüti, Leandro	CHE	S.R.T. Motorsport	CHE	500212 500063	OTK / Vortex / Vega	8	0:01,968	0:00,725	0:48,860	6	87,7 km/h

Rennleitung: Rüdiger Luth Racedirektor: Thomas Lainer  
 Sportkommissare: Thomas Ferrero / Ulrich Bell / Franz-Josef Serr / Frank Tautenhahn  
 Techn. Kommissare: H.-J. Dangers / A.Sengpiel / M. Grasshoff / C. Schmidt / D.Pietzko / W.Amend / M.Ambrosius  
 Zeitnahme: KART-DATA timing service Franz Schieszler / Manuela Hintner

### free practice DKM (OK) Gruppe 2

Strecke / track: 1190 started: 24 classified: 24 not classified: 0

Fahrername Driver	Maloney Zane	Haverkort Kas	Zug Marius	Füngeling Luke	Tauscher Alexander	Maisch Luca	Van Der Helm Tijmen	Dörr Phil	Ferati Jasin	Linty Etienne	Kovacs Zsombor	Liwinski David
schnellste Runde in Runde	0:46,892 Rn. 9	0:46,927 Rn. 5	0:46,933 Rn. 4	0:46,965 Rn. 8	0:46,971 Rn. 9	0:46,982 Rn. 4	0:47,028 Rn. 8	0:47,095 Rn. 4	0:47,123 Rn. 8	0:47,139 Rn. 11	0:47,162 Rn. 4	0:47,165 Rn. 9
Speed	91,4 km/h	91,3 km/h	91,3 km/h	91,2 km/h	91,2 km/h	91,2 km/h	91,1 km/h	91,0 km/h	90,9 km/h	90,9 km/h	90,8 km/h	90,8 km/h
Lap 1	0:49,206	0:48,551	0:48,499	0:48,975	0:49,061	0:48,425	0:49,897	0:51,479	0:50,132	0:48,969	0:48,142	0:48,364
Lap 2	0:47,960	0:47,578	0:47,291	0:47,949	0:47,232	0:47,580	0:47,576	0:47,420	0:47,896	0:47,865	0:47,598	0:47,645
Lap 3	0:47,530	0:47,009	0:46,968	0:47,306	0:47,298	0:47,585	0:47,585	0:47,146	0:47,498	0:48,137	0:47,291	0:47,845
Lap 4	0:47,617	0:47,003	0:46,933	0:47,153	0:47,741	0:46,982	0:50,171	0:47,095	0:49,870	0:47,735	0:47,162	0:47,930
Lap 5	0:47,956	0:46,927	0:46,957	0:50,836	3:01,749	0:47,614	0:47,320	0:47,889	0:47,315	0:49,621	0:47,635	0:47,496
Lap 6	2:39,460		0:46,980	0:47,164	0:47,466	0:47,011	0:47,436	0:47,671	0:47,582	0:48,087	0:47,294	0:47,352
Lap 7	0:47,387		0:48,630	0:47,481	0:47,398		0:47,244	0:47,289	0:47,333	0:47,254	0:47,186	0:47,344
Lap 8	0:47,012			0:46,965	0:47,076		0:47,028		0:47,123	0:47,223		0:47,300
Lap 9	0:46,892			0:47,323	0:46,971		0:47,197		0:47,225	0:47,504		0:47,165
Lap 10										0:47,308		0:47,384
Lap 11										0:47,139		0:48,090
Lap 12												

### free practice DKM (OK) Gruppe 2

Strecke / track: 1190 started: 24 classified: 24 not classified: 0

Fahrername Driver	Mendez Juan Diego	Skjellerup Oliver	Handsaeme Xavier	Murth Lukas	Damhuis Philipp	Schulte Maximilian	Rosso Andrea	Kortelainen Rasmus	Kravchenko Miroslaw	Pros Frantisek	Hansen Mads E	Anderrüti Leandro
schnellste in Runde	0:47,212 Rn. 11	0:47,256 Rn. 5	0:47,300 Rn. 10	0:47,305 Rn. 9	0:47,457 Rn. 9	0:47,536 Rn. 5	0:47,667 Rn. 2	0:47,858 Rn. 9	0:48,061 Rn. 7	0:48,097 Rn. 10	0:48,135 Rn. 9	0:48,860 Rn. 6
Speed	90,7 km/h	90,7 km/h	90,6 km/h	90,6 km/h	90,3 km/h	90,1 km/h	89,9 km/h	89,5 km/h	89,1 km/h	89,1 km/h	89,0 km/h	87,7 km/h
Lap 1	0:48,741	3:22,424	0:48,980	0:48,074	0:48,695	0:50,606	0:47,915	0:50,706	0:54,693	0:55,042	0:59,636	0:50,924
Lap 2	0:47,855	0:48,630	0:47,825	0:47,677	3:01,756	0:48,148	0:47,667	0:49,782	0:50,174	0:54,449	0:58,628	0:49,575
Lap 3	0:48,854	0:47,477	0:47,873	0:47,506	0:47,861	0:47,914		0:49,476	0:48,698	0:53,095	0:55,974	0:49,713
Lap 4	0:47,724	0:47,360	0:47,538	0:47,542	0:47,551	0:47,665		0:49,031	0:48,351	0:48,419	0:54,235	2:39,820
Lap 5	0:48,009	0:47,256	0:48,098	0:47,357	0:47,660	0:47,536		0:49,426	0:48,719	0:49,809	0:53,174	0:49,323
Lap 6	0:47,338	0:47,410	0:47,560	0:47,541	0:47,697	0:48,205		0:49,394	0:48,335	0:48,698	0:52,314	0:48,860
Lap 7	0:47,236	0:47,340	0:47,517	0:47,362	0:47,624	0:47,896		0:48,637	0:48,061	0:48,329	0:53,240	0:49,337
Lap 8	0:47,672	0:48,702	0:47,518	0:47,410	0:47,537	0:47,605		0:48,644	0:48,811	0:48,260	0:48,356	0:49,192
Lap 9	0:48,090		0:47,349	0:47,305	0:47,457			0:47,858	1:53,091	0:48,732	0:48,135	
Lap 10	0:47,303		0:47,300	0:47,529					0:50,797	0:48,097	0:48,653	
Lap 11	0:47,212		0:47,775							0:48,683		
Lap 12			0:47,395									

### free practice DKM (OK) Group 2 Gruppe 2

Die schnellsten Zeiten

Ort	Nr. Fahrername	Zeit	Streckenl.	ø Speed
Ziel	42 Maloney,Zane	0:46,892	1190 m	91,4 km/h
Sektion 1	32 Dörr,Phil	0:17,244	452 m	94,4 km/h
Sektion 2	42 Maloney,Zane	0:15,109	368 m	87,7 km/h
Sektion 3	42 Maloney,Zane	0:14,364	370 m	92,7 km/h

	Smr.42 Maloney,Zane BRB Ricky Flynn Motorsport	Smr.30 Haverkort,Kas NLD Zanardi Racing Team	Smr.66 Zug,Marius DEU TB Racing Team	Smr.17 Füngeling,Luke DEU Valier Motorsport	Smr.13 Tauscher,Alexander DEU Lanari Racing Team
	theoretisch mögliche Bestzeit 0:46,852	theoretisch mögliche Bestzeit 0:46,881	theoretisch mögliche Bestzeit 0:46,843	theoretisch mögliche Bestzeit 0:46,916	theoretisch mögliche Bestzeit 0:46,934
best	Ziel Sektion 1 0:17,379 0:15,109 0:14,364	Ziel Sektion 1 0:17,256 0:15,161 0:14,464	Ziel Sektion 1 0:17,279 0:15,141 0:14,423	Ziel Sektion 1 0:17,301 0:15,162 0:14,453	Ziel Sektion 1 0:17,297 0:15,224 0:14,413
Runde 1	0:49,206 0:18,185 0:15,877 0:15,144	0:48,551 0:18,016 0:15,780 0:14,755	0:48,499 0:18,271 0:15,527 0:14,701	0:48,975 0:18,275 0:15,862 0:14,838	0:49,061 0:18,161 0:15,863 0:15,037
Runde 2	0:47,960 0:17,971 0:15,403 0:14,586	0:47,578 0:17,410 0:15,593 0:14,575	0:47,291 0:17,470 0:15,281 0:14,540	0:47,949 0:17,921 0:15,471 0:14,557	0:47,232 0:17,379 0:15,293 0:14,560
Runde 3	0:47,530 0:17,561 0:15,389 0:14,580	0:47,009 0:17,302 0:15,207 0:14,500	0:46,968 0:17,279 0:15,258 0:14,431	0:47,306 0:17,543 0:15,231 0:14,532	0:47,298 0:17,416 0:15,269 0:14,613
Runde 4	0:47,617 0:17,461 0:15,299 0:14,857	0:47,003 0:17,294 0:15,245 0:14,464	0:46,933 0:17,329 0:15,141 0:14,463	0:47,153 0:17,443 0:15,214 0:14,496	0:47,741 0:17,328 0:15,225 0:15,188
Runde 5	0:47,956 0:17,535 0:15,341 0:15,080	0:46,927 0:17,256 0:15,161 0:14,510	0:46,957 0:17,325 0:15,205 0:14,427	0:50,836 0:17,530 0:18,484 0:14,822	3:01,749 2:28,756 0:17,591 0:15,402
Runde 6	2:39,460 2:07,888 0:16,594 0:14,978		0:46,980 0:17,312 0:15,245 0:14,423	0:47,164 0:17,372 0:15,243 0:14,549	0:47,466 0:17,401 0:15,425 0:14,640
Runde 7	0:47,387 0:17,711 0:15,229 0:14,447		0:48,630 0:17,309 0:15,381 0:15,940	0:47,481 0:17,409 0:15,267 0:14,805	0:47,398 0:17,368 0:15,313 0:14,717
Runde 8	0:47,012 0:17,524 0:15,109 0:14,379			0:46,965 0:17,350 0:15,162 0:14,453	0:47,076 0:17,297 0:15,224 0:14,555
Runde 9	0:46,892 0:17,379 0:15,149 0:14,364			0:47,323 0:17,301 0:15,305 0:14,717	0:46,971 0:17,304 0:15,254 0:14,413
Runde 10					

free practice DKM (OK) Group 2 Gruppe 2

Die schnellsten Zeiten

Ort	Nr. Fahrername	Zeit	Streckenl.	ø Speed
Ziel	42 Maloney,Zane	0:46,892	1190 m	91,4 km/h
Sektion 1	32 Dörr,Phil	0:17,244	452 m	94,4 km/h
Sektion 2	42 Maloney,Zane	0:15,109	368 m	87,7 km/h
Sektion 3	42 Maloney,Zane	0:14,364	370 m	92,7 km/h

	Smr.15 Maisch, Luca DEU TB Racing Team	Smr.36 Van Der Helm, Trijmen NLD KSM Schumacher Racing Team	Smr.32 Dörr, Phil DEU TB Racing Team	Smr.11 Ferati, Jasin CHE KSM Schumacher Racing Team	Smr.20 Limty, Etienne ITA EMILIA KART SRL
	theoretisch mögliche Bestzeit 0:46,940	theoretisch mögliche Bestzeit 0:46,987	theoretisch mögliche Bestzeit 0:47,030	theoretisch mögliche Bestzeit 0:47,081	theoretisch mögliche Bestzeit 0:47,084
best	Ziel Sektion 1 Sektion 2 Sektion 3 0:46,982 0:17,284 0:15,183 0:14,473	Ziel Sektion 1 Sektion 2 Sektion 3 0:47,028 0:17,295 0:15,211 0:14,481	Ziel Sektion 1 Sektion 2 Sektion 3 0:47,095 0:17,244 0:15,225 0:14,561	Ziel Sektion 1 Sektion 2 Sektion 3 0:47,123 0:17,420 0:15,157 0:14,504	Ziel Sektion 1 Sektion 2 Sektion 3 0:47,139 0:17,320 0:15,257 0:14,507
Runde 1	0:48,425 0:18,218 0:15,488 0:14,719	0:49,897 0:19,066 0:16,038 0:14,793	0:51,479 0:20,046 0:16,123 0:15,310	0:50,132 0:19,113 0:16,105 0:14,914	0:48,969 0:17,825 0:16,375 0:14,769
Runde 2	0:47,580 0:17,583 0:15,377 0:14,620	0:47,576 0:17,525 0:15,332 0:14,719	0:47,420 0:17,429 0:15,396 0:14,595	0:47,896 0:18,023 0:15,282 0:14,591	0:47,865 0:17,702 0:15,442 0:14,721
Runde 3	0:47,585 0:17,714 0:15,322 0:14,549	0:47,585 0:17,472 0:15,369 0:14,744	0:47,146 0:17,294 0:15,288 0:14,564	0:47,498 0:17,530 0:15,307 0:14,661	0:48,137 0:17,603 0:15,760 0:14,774
Runde 4	0:46,982 0:17,284 0:15,225 0:14,473	0:50,171 0:19,544 0:16,082 0:14,545	0:47,095 0:17,309 0:15,225 0:14,561	0:49,870 0:19,093 0:16,154 0:14,623	0:47,735 0:17,509 0:15,378 0:14,848
Runde 5	0:47,614 0:17,310 0:15,593 0:14,711	0:47,320 0:17,373 0:15,398 0:14,549	0:47,889 0:17,244 0:15,872 0:14,773	0:47,315 0:17,579 0:15,202 0:14,534	0:49,621 0:18,116 0:15,471 0:16,034
Runde 6	0:47,011 0:17,321 0:15,183 0:14,507	0:47,436 0:17,295 0:15,246 0:14,895	0:47,671 0:17,391 0:15,587 0:14,693	0:47,582 0:17,422 0:15,470 0:14,690	0:48,087 0:18,155 0:15,323 0:14,609
Runde 7		0:47,244 0:17,340 0:15,282 0:14,622	0:47,289 0:17,341 0:15,386 0:14,562	0:47,333 0:17,487 0:15,237 0:14,609	0:47,254 0:17,392 0:15,291 0:14,571
Runde 8		0:47,028 0:17,336 0:15,211 0:14,481		0:47,123 0:17,462 0:15,157 0:14,504	0:47,223 0:17,393 0:15,270 0:14,560
Runde 9		0:47,197 0:17,321 0:15,303 0:14,573		0:47,225 0:17,420 0:15,221 0:14,584	0:47,504 0:17,320 0:15,564 0:14,620
Runde 10					0:47,308 0:17,376 0:15,341 0:14,591
Runde 11					0:47,139 0:17,375 0:15,257 0:14,507
Runde 12					



Die schnellsten Zeiten

Ort	Nr. Fahrername	Zeit	Streckenl.	Ø Speed
Ziel	42 Maloney,Zane	0:46,892	1190 m	91,4 km/h
Sektion 1	32 Dörr,Phil	0:17,244	452 m	94,4 km/h
Sektion 2	42 Maloney,Zane	0:15,109	368 m	87,7 km/h
Sektion 3	42 Maloney,Zane	0:14,364	370 m	92,7 km/h

	Str.50 Kovacs,Zsombor HUN KMS EUROPE KFT.	Str.8 Liwinski,David NLD Mach1 Motorsport	Str.9 Mendez,Juan Diego PAN EMILIA KART SRL	Str.29 Skjellerup,Oliver DNK Robert Schlunssen	Str.58 Handsaene,Xavier BEL KSM Schumacher Racing Team
best	theoretisch mögliche Bestzeit 0:47,143 Ziel Sektion 1 Sektion 2 Sektion 3 0:47,162 0:17,358 0:15,258 0:14,527	theoretisch mögliche Bestzeit 0:47,165 Ziel Sektion 1 Sektion 2 Sektion 3 0:47,165 0:17,386 0:15,187 0:14,592	theoretisch mögliche Bestzeit 0:47,116 Ziel Sektion 1 Sektion 2 Sektion 3 0:47,212 0:17,383 0:15,305 0:14,428	theoretisch mögliche Bestzeit 0:47,233 Ziel Sektion 1 Sektion 2 Sektion 3 0:47,256 0:17,454 0:15,240 0:14,539	theoretisch mögliche Bestzeit 0:47,179 Ziel Sektion 1 Sektion 2 Sektion 3 0:47,300 0:17,343 0:15,278 0:14,558
Runde 1	0:48,142 0:17,895 0:15,642 0:14,605	0:48,364 0:17,986 0:15,596 0:14,782	0:48,741 0:17,600 0:16,426 0:14,715	3:22,424 2:48,285 0:18,003 0:16,136	0:48,980 0:18,060 0:16,121 0:14,799
Runde 2	0:47,598 0:17,527 0:15,469 0:14,602	0:47,645 0:17,608 0:15,377 0:14,660	0:47,855 0:17,614 0:15,551 0:14,690	0:48,630 0:18,002 0:15,752 0:14,876	0:47,825 0:17,793 0:15,412 0:14,680
Runde 3	0:47,291 0:17,390 0:15,308 0:14,593	0:47,845 0:17,738 0:15,413 0:14,694	0:48,854 0:17,607 0:15,634 0:15,613	0:47,477 0:17,530 0:15,330 0:14,617	0:47,873 0:17,616 0:15,545 0:14,712
Runde 4	0:47,162 0:17,358 0:15,276 0:14,528	0:47,930 0:17,542 0:15,665 0:14,723	0:47,724 0:17,489 0:15,531 0:14,704	0:47,360 0:17,483 0:15,285 0:14,592	0:47,538 0:17,493 0:15,353 0:14,692
Runde 5	0:47,635 0:17,388 0:15,652 0:14,595	0:47,496 0:17,640 0:15,227 0:14,629	0:48,009 0:17,560 0:15,565 0:14,884	0:47,256 0:17,468 0:15,240 0:14,548	0:48,098 0:17,921 0:15,437 0:14,740
Runde 6	0:47,294 0:17,458 0:15,309 0:14,527	0:47,352 0:17,456 0:15,283 0:14,613	0:47,338 0:17,404 0:15,374 0:14,560	0:47,410 0:17,591 0:15,254 0:14,565	0:47,560 0:17,549 0:15,359 0:14,652
Runde 7	0:47,186 0:17,387 0:15,258 0:14,541	0:47,344 0:17,466 0:15,225 0:14,653	0:47,236 0:17,409 0:15,362 0:14,465	0:47,340 0:17,454 0:15,347 0:14,539	0:47,517 0:17,493 0:15,368 0:14,656
Runde 8		0:47,300 0:17,428 0:15,251 0:14,621	0:47,672 0:17,878 0:15,366 0:14,428	0:48,702 0:17,515 0:15,506 0:15,681	0:47,518 0:17,476 0:15,386 0:14,656
Runde 9		0:47,165 0:17,386 0:15,187 0:14,592	0:48,090 0:17,789 0:15,762 0:14,539		0:47,349 0:17,425 0:15,366 0:14,558
Runde 10		0:47,384 0:17,397 0:15,352 0:14,635	0:47,303 0:17,408 0:15,305 0:14,590		0:47,300 0:17,343 0:15,360 0:14,597
Runde 11		0:48,090 0:17,573 0:15,281 0:15,236	0:47,212 0:17,383 0:15,321 0:14,508		0:47,775 0:17,618 0:15,500 0:14,657
Runde 12					0:47,395 0:17,404 0:15,278 0:14,713

**free practice DKM (OK) Group 2 Gruppe 2**

Die schnellsten Zeiten

Ort	Nr. Fahrername	Zeit	Streckenl.	Ø Speed
Ziel	42 Maloney,Zane	0:46,892	1190 m	91,4 km/h
Sektion 1	32 Dörr,Phil	0:17,244	452 m	94,4 km/h
Sektion 2	42 Maloney,Zane	0:15,109	368 m	87,7 km/h
Sektion 3	42 Maloney,Zane	0:14,364	370 m	92,7 km/h

	Stnr.44 Muth,Lukas CHE KSB RACING TEAM	Stnr.59 Damhuis,Philipp DEU KSM Schumacher Racing Team	Stnr.12 Schulte,Maximilian DEU Solgat Motorsport	Stnr.18 Rosso,Andrea ITA CRG Holland	Stnr.33 Kortelainen,Rasmus FIN KOSKI MOTORSPORT
	theoretisch mögliche Bestzeit 0:47,251	theoretisch mögliche Bestzeit 0:47,328	theoretisch mögliche Bestzeit 0:47,361	theoretisch mögliche Bestzeit 0:47,667	theoretisch mögliche Bestzeit 0:47,858
best	Ziel Sektion 1 Sektion 2 Sektion 3 0:47,305 0:17,468 0:15,291 0:14,492	Ziel Sektion 1 Sektion 2 Sektion 3 0:47,457 0:17,419 0:15,343 0:14,566	Ziel Sektion 1 Sektion 2 Sektion 3 0:47,536 0:17,496 0:15,200 0:14,665	Ziel Sektion 1 Sektion 2 Sektion 3 0:47,667 0:17,550 0:15,410 0:14,707	Ziel Sektion 1 Sektion 2 Sektion 3 0:47,858 0:17,894 0:15,353 0:14,611
Runde 1	0:48,074 0:17,891 0:15,536 0:14,647	0:48,695 0:17,961 0:15,603 0:15,131	0:50,606 0:19,599 0:15,952 0:15,055	0:47,915 0:17,643 0:15,531 0:14,741	0:50,706 0:19,326 0:16,001 0:15,379
Runde 2	0:47,677 0:17,673 0:15,329 0:14,675	3:01,756 2:30,230 0:16,491 0:15,035	0:48,148 0:17,826 0:15,558 0:14,764	0:47,667 0:17,550 0:15,410 0:14,707	0:49,782 0:18,937 0:15,672 0:15,173
Runde 3	0:47,506 0:17,597 0:15,363 0:14,546	0:47,861 0:17,621 0:15,560 0:14,680	0:47,914 0:17,688 0:15,355 0:14,871		0:49,476 0:19,158 0:15,444 0:14,874
Runde 4	0:47,542 0:17,689 0:15,349 0:14,504	0:47,551 0:17,493 0:15,392 0:14,666	0:47,665 0:17,661 0:15,339 0:14,665		0:49,031 0:18,589 0:15,480 0:14,962
Runde 5	0:47,357 0:17,534 0:15,331 0:14,492	0:47,660 0:17,751 0:15,343 0:14,566	0:47,536 0:17,556 0:15,200 0:14,780		0:49,426 0:18,885 0:15,535 0:15,006
Runde 6	0:47,541 0:17,573 0:15,421 0:14,547	0:47,697 0:17,556 0:15,494 0:14,647	0:48,205 0:17,496 0:15,882 0:14,827		0:49,394 0:19,009 0:15,534 0:14,851
Runde 7	0:47,362 0:17,495 0:15,291 0:14,576	0:47,624 0:17,497 0:15,374 0:14,753	0:47,896 0:17,641 0:15,374 0:14,881		0:48,637 0:18,319 0:15,434 0:14,884
Runde 8	0:47,410 0:17,497 0:15,349 0:14,564	0:47,537 0:17,419 0:15,457 0:14,661	0:47,605 0:17,555 0:15,339 0:14,711		0:48,644 0:18,485 0:15,379 0:14,780
Runde 9	0:47,305 0:17,484 0:15,308 0:14,513	0:47,457 0:17,463 0:15,355 0:14,639			0:47,858 0:17,894 0:15,353 0:14,611
Runde 10	0:47,529 0:17,468 0:15,377 0:14,684				
Runde 11					

### free practice DKM (OK) Group 2 Gruppe 2

#### Die schnellsten Zeiten

Ort	Nr. Fahrername	Zeit	Streckenl.	ø Speed
Ziel	42 Maloney,Zane	0:46,892	1190 m	91,4 km/h
Sektion 1	32 Dörr,Phil	0:17,244	452 m	94,4 km/h
Sektion 2	42 Maloney,Zane	0:15,109	368 m	87,7 km/h
Sektion 3	42 Maloney,Zane	0:14,364	370 m	92,7 km/h

best	Snr.35 Kravchenko,Miroslaw DEU TR Motorsport		Snr.23 Pros,Frančišek CZE PRAGA VMS RACING		Snr.25 Hansen,Mads E DNK TK Racing		Snr.21 Anderrüj,Leandro CHE S.R.T. Motorsport		Ziel	Sektion 1	Sektion 2	Sektion 3
	theoretisch mögliche Bestzeit	Ziel	theoretisch mögliche Bestzeit	Ziel	theoretisch mögliche Bestzeit	Ziel	theoretisch mögliche Bestzeit	Ziel				
Runde 1	0:48,061	0:17,664	0:15,496	0:14,727	0:48,097	0:17,709	0:15,590	0:14,721	0:48,860	0:17,888	0:15,683	0:15,195
Runde 2	0:50,174	0:18,913	0:16,182	0:15,079	0:54,449	0:20,103	0:17,537	0:16,809	0:50,924	0:18,503	0:17,032	0:15,389
Runde 3	0:48,698	0:17,992	0:15,770	0:14,936	0:53,095	0:20,373	0:17,375	0:15,347	0:49,575	0:18,266	0:15,987	0:15,322
Runde 4	0:48,351	0:17,838	0:15,664	0:14,849	0:48,419	0:17,709	0:15,756	0:14,954	0:49,713	0:18,130	0:15,978	0:15,605
Runde 5	0:48,719	0:17,858	0:15,777	0:15,084	0:49,809	0:17,791	0:17,022	0:14,996	2:39,820	2:08,617	0:16,006	0:15,197
Runde 6	0:48,335	0:17,775	0:15,654	0:14,906	0:48,698	0:17,872	0:15,921	0:14,905	0:49,323	0:18,259	0:15,837	0:15,227
Runde 7	0:48,061	0:17,664	0:15,670	0:14,727	0:48,329	0:17,844	0:15,684	0:14,801	0:48,860	0:17,958	0:15,707	0:15,195
Runde 8	0:48,811	0:17,740	0:15,496	0:15,575	0:48,260	0:17,830	0:15,590	0:14,840	0:49,337	0:17,888	0:15,757	0:15,692
Runde 9	1:53,091	1:22,243	0:15,913	0:14,935	0:48,732	0:18,016	0:15,784	0:14,932	0:49,192	0:17,998	0:15,683	0:15,511
Runde 10	0:50,797	0:18,150	0:16,127	0:16,520	0:48,097	0:17,752	0:15,624	0:14,721	0:49,192	0:17,998	0:15,683	0:15,511
Runde 11					0:48,683	0:17,729	0:15,618	0:15,336				
Runde 12												

Strecke / track: 1190m  
 started: 25 classified: 25 not classified: 0

Doc. 7

Pos	Str. Nr.	Fahrer Driver	Nation	Bewerber/Sponsor	Nation	Lizenz/B-Lizenz	Chassis/Motor/Reifen	Runden Laps	Gesamtzeit Differenz	Abstand Gap	beste Runde best Lap	in R. n. L.	o Geschw. Speed
1	86	Sasse, Hugo	DEU	TB Racing Team	DEU	IKCR 1147248 KBF 1116906	Kart Republic / Iame / Vega	9			0:46,647	9	91,8 km/h
2	57	Coluccio, Luigi	ITA	BIREL ART RACING KSW	AUT	344161 BK 102	BirelART / TM / Vega	8	0:00,125	0:00,125	0:46,772	4	91,6 km/h
3	77	Tramnitz, Tim	DEU	KSM Schumacher Racing Team	DEU	IKCR 1161254 KBF 1067587	Tony Kart / Vortex / Vega	9	0:00,232	0:00,107	0:46,879	7	91,4 km/h
4	16	Volz, Rico	DEU	RS-Motorsport	DEU	IKC 1154071 KBF 1104126	CRG / Iame / Vega	9	0:00,285	0:00,053	0:46,932	8	91,3 km/h
5	40	Fusen, Jan David	DEU	Solgat Motorsport	DEU	IKC 1137577 KBF 1079882	BirelArt / TM / Vega	11	0:00,288	0:00,003	0:46,935	7	91,3 km/h
6	7	Enders, Paul	DEU	RTG Kartsport	DEU	IKCR 1141749 KBF 1166823	CRG / Iame / Vega	10	0:00,331	0:00,043	0:46,978	9	91,2 km/h
7	39	Thompson, Harry	GBR	Ricky Flynn Motorsport	GBR	265302 162392	FA Kart / Vortex / Vega	5	0:00,331	0:00,000	0:46,978	5	91,2 km/h
8	71	Tabel, Kilian	DEU	TB Racing Team	DEU	IKC1173660 KBF 1116906	Kart Republic / Iame / Vega	11	0:00,334	0:00,003	0:46,981	8	91,2 km/h
9	4	Arnold, Felix	DEU	KSM Schumacher Racing Team	DEU	IKA 1138542 KBF 1067587	Tony Kart / Vortex / Vega	7	0:00,353	0:00,019	0:47,000	5	91,1 km/h
10	22	Fritsch, Valentino	DEU	BIREL ART RACING KSW	AUT	IKB 1173038 BK 102	BirelART / TM / Vega	7	0:00,412	0:00,059	0:47,059	4	91,0 km/h
11	19	Tröger, Niels	DEU	RTG Kartsport	DEU	IKC 1139697 KBF 1166823	CRG / Iame / Vega	11	0:00,419	0:00,007	0:47,066	10	91,0 km/h
12	14	Tröger, Tim	DEU	Mach1 Motorsport	DEU	IKC 1132554 KBF 1005514	Mach1 / Iame / Vega	11	0:00,428	0:00,009	0:47,075	11	91,0 km/h
13	10	O'dey, Levi	DEU	KSM Schumacher Racing Team	DEU	IKCR 1164486 KBF 1067587	Tony Kart / Vortex / Vega	8	0:00,466	0:00,038	0:47,113	2	90,9 km/h
14	49	Van Berlo, Glenn	NLD	Lennox Racing Team	ITA	36847 322955	Exprit / Vortex / Vega	6	0:00,488	0:00,022	0:47,135	4	90,9 km/h
15	27	Born, Miklas	CHE	Innovative Competition	CHE	505145 500033	Exprit / Vortex / Vega	11	0:00,660	0:00,172	0:47,307	11	90,6 km/h
16	38	Buus, Bastian	DNK	RS Competition	DNK	59991 36053	Tony Kart / Vortex / Vega	5	0:00,705	0:00,045	0:47,352	4	90,5 km/h
17	34	Saarijärvi, Frans-Emil	FIN	KOSKI MOTORSPORT	FIN	34765557 50054310	Tony Kart / Vortex / Vega	10	0:00,706	0:00,001	0:47,353	10	90,5 km/h
18	31	Meyer Hansen, Mikkel	DNK	Racing Motor DK	DNK	36477 03587	KALI-KART / TM / Vega	11	0:00,736	0:00,030	0:47,383	8	90,4 km/h
19	24	Pavlíček, Matěj	CZE	PRAGA VMS RACING	CZE	18 AS 0060 18 AT 00031	PRAGA / TM / Vega	10	0:00,762	0:00,026	0:47,409	4	90,4 km/h
20	54	Lehtonen, Henri	FIN	KOSKI MOTORSPORT	FIN	28654661 50054310	Tony Kart / Vortex / Vega	11	0:00,851	0:00,089	0:47,498	7	90,2 km/h
21	55	Qufaj, David	DEU	KSB RACING TEAM	AUT	IKC 1141427 BK 002	Kosmik / Vortex / Vega	9	0:00,874	0:00,023	0:47,521	8	90,1 km/h
22	6	Schaller, Marek	DEU	RTG Kartsport	DEU	IKC 1151363 KBF 1166823	Kosmic / Iame / Vega	11	0:00,887	0:00,013	0:47,534	5	90,1 km/h
23	88	Schmidli, Titus-Shanghai	CHE	CS Racing	CHE	502418 500001	OTK / Vortex / Vega	11	0:00,997	0:00,110	0:47,644	4	89,9 km/h
24	53	Perttala, Niko	FIN	KOSKI MOTORSPORT	FIN	32982484 50054310	Tony Kart / Vortex / Vega	12	0:01,258	0:00,261	0:47,905	9	89,4 km/h
25	26	Alibaks, Renzo	NLD	Zanardi Racing Team	NLD	36331 28613	Zanardi / Parilla / Vega	10	0:01,290	0:00,032	0:47,937	7	89,4 km/h

Rennleitung: Rüdiger Luth Racedirektor: Thomas Lainer  
 Sportkommissare: Thomas Ferrero / Ulrich Bell / Franz-Josef Serr / FrankTautenhahn  
 Techn. Kommissare: H.-J. Dangers / A.Sengpiel / M. Grasshoff / C. Schmidt / D.Pietzko / W.Amend / M.Ambrosius  
 Zeitnahme: KART-DATA timing service Franz Schieszler / Manuela Hintner

## free practice DKM (OK) Gruppe 1

Strecke / track: 1190    started: 25    classified: 25    not classified: 0

Fahrername Driver	Sasse Hugo	Coluccio Luigi	Trammitz Tim	Volz Rico	Fusen Jan David	Enders Paul	Thompson Harry	Tabel Kilian	Arnold Felix	Fritsch Valentino	Tröger Niels	Tröger Tim
schnellste Runde in Runde	0:46,647 Rn. 9	0:46,772 Rn. 4	0:46,879 Rn. 7	0:46,932 Rn. 8	0:46,935 Rn. 7	0:46,978 Rn. 9	0:46,978 Rn. 5	0:46,981 Rn. 8	0:47,000 Rn. 5	0:47,059 Rn. 4	0:47,066 Rn. 10	0:47,075 Rn. 11
Speed	91,8 km/h	91,6 km/h	91,4 km/h	91,3 km/h	91,3 km/h	91,2 km/h	91,2 km/h	91,2 km/h	91,1 km/h	91,0 km/h	91,0 km/h	91,0 km/h
Lap 1	0:49,811	0:47,669	0:48,446	0:48,200	0:52,692	0:48,393	0:49,252	0:50,409	0:47,618	0:47,805	0:48,601	0:50,927
Lap 2	0:47,687	0:46,986	0:47,455	0:48,139	0:54,355	0:48,028	0:47,479	0:48,197	0:47,302	0:47,434	0:47,605	0:47,802
Lap 3	0:49,433	0:47,083	0:48,783	0:49,053	0:47,981	0:47,268	0:47,606	0:47,313	0:47,554	0:47,095	0:47,920	0:48,442
Lap 4	0:47,543	0:46,772	3:06,322	2:58,471	0:47,258	0:47,173	0:47,243	0:47,253	0:47,175	0:47,059	0:47,474	0:47,252
Lap 5	3:05,799	0:47,092	0:47,700	0:47,477	0:47,160	0:47,081	0:46,978	0:48,071	0:47,000	0:47,133	0:47,247	0:47,153
Lap 6	0:46,986	0:46,850	0:47,309	0:47,015	0:47,721	0:48,434		0:47,645	1:23,682	0:47,132	0:48,165	0:47,184
Lap 7	0:46,814	0:55,800	0:46,879	0:46,970	0:46,935	1:27,023		0:47,102	0:47,474	0:47,090	0:48,934	0:50,901
Lap 8	0:46,649	0:46,814	0:46,978	0:46,932	0:47,126	0:47,099		0:46,981			1:41,752	0:47,109
Lap 9	0:46,647		0:46,972	0:46,980	0:47,174	0:46,978		0:47,339			0:47,950	0:47,245
Lap 10					0:47,652	0:49,732		0:47,240			0:47,066	0:53,193
Lap 11					0:47,216			0:47,457			0:47,070	0:47,075
Lap 12												

**free practice DKM (OK) Gruppe 1**

Strecke / track: 1190 started: 25 classified: 25 not classified: 0

Fahrername Driver	O' dey Levi	Van Berlo Glenn	Born Miklas	Buus Bastian	Saarijärvi Frans-Emil	Meyer Hansen Mikkel	Pavíček Matěj	Lehtonen Henri	Qufaj David	Schaller Marek	Schmidli Titus-Shanghai	Perttala Niko
schnellste Runde in Runde	0:47,113 Rn. 2	0:47,135 Rn. 4	0:47,307 Rn. 11	0:47,352 Rn. 4	0:47,353 Rn. 10	0:47,383 Rn. 8	0:47,409 Rn. 4	0:47,498 Rn. 7	0:47,521 Rn. 8	0:47,534 Rn. 5	0:47,644 Rn. 4	0:47,905 Rn. 9
Speed	90,9 km/h	90,9 km/h	90,6 km/h	90,5 km/h	90,5 km/h	90,4 km/h	90,4 km/h	90,2 km/h	90,1 km/h	90,1 km/h	89,9 km/h	89,4 km/h
Lap 1	0:47,963	0:50,677	0:49,131	0:50,747	0:48,273	0:49,742	0:49,146	0:52,794	0:49,048	0:49,837	0:49,637	0:50,439
Lap 2	<u>0:47,113</u>	4:26,661	0:47,870	0:50,082	0:47,904	0:49,077	0:48,289	0:48,913	0:48,120	0:49,052	0:47,916	0:49,438
Lap 3	0:47,148	0:47,776	0:47,667	0:48,875	0:47,782	1:10,375	0:47,828	0:48,456	0:47,679	0:49,541	0:47,930	0:48,474
Lap 4	0:47,264	<u>0:47,135</u>	0:47,551	<u>0:47,352</u>	0:47,656	0:47,844	<u>0:47,409</u>	0:48,497	0:47,602	0:47,741	<u>0:47,644</u>	0:48,291
Lap 5	0:47,169	0:47,274	0:47,541	0:47,369	0:47,383	0:47,799	0:48,144	0:48,495	0:47,577	<u>0:47,534</u>	0:47,669	0:48,168
Lap 6	0:47,357	0:47,247	0:47,537		0:47,474	0:47,843	0:48,737	0:48,580	0:50,396	0:47,719	0:50,894	0:47,936
Lap 7	0:48,148		0:47,501		0:48,166	0:47,420	1:41,641	<u>0:47,498</u>	0:47,529	0:47,950	0:48,646	0:48,130
Lap 8	0:47,250		0:48,525		1:53,834	<u>0:47,383</u>	0:47,987	0:47,750	<u>0:47,521</u>	0:47,584	0:48,437	0:48,000
Lap 9			1:29,375		0:48,054	0:47,554	0:48,591	0:47,630	0:47,658	0:48,173	0:47,919	<u>0:47,905</u>
Lap 10			0:47,421		<u>0:47,353</u>	0:47,587	0:47,629	0:47,992		0:48,211	0:51,162	0:48,881
Lap 11			<u>0:47,307</u>			0:47,624		0:47,504		0:47,584	0:48,038	0:48,000
Lap 12												0:48,691


**free practice DKM (OK) Gruppe 1**

Strecke / track: 1190    started: 25    classified: 25    not classified: 0

Fahrername Driver	Alibaks Renzo
schnellste Runde in Runde	0:47,937 Rn. 7
Speed	89,4 km/h
Lap 1	0:49,320
Lap 2	0:48,642
Lap 3	0:48,436
Lap 4	0:48,583
Lap 5	0:48,413
Lap 6	0:47,967
Lap 7	<u>0:47,937</u>
Lap 8	0:47,991
Lap 9	0:48,113
Lap 10	0:50,748
Lap 11	
Lap 12	

## free practice DKM (OK) Group 1 Gruppe 1

Ziel		Sektion 1		Sektion 2		Sektion 3	
Fahrername	Zeit	Fahrername	Zeit	Fahrername	Zeit	Fahrername	Zeit
1 86 Sasse,Hugo	0:46,647	86 Sasse,Hugo	0:17,168	57 Coluccio,Luigi	0:15,012	86 Sasse,Hugo	0:14,364
2 57 Coluccio,Luigi	0:46,772	22 Fritsch,Valentino	0:17,236	86 Sasse,Hugo	0:15,058	77 Tramnitz,Tim	0:14,426
3 77 Tramnitz,Tim	0:46,879	7 Enders,Paul	0:17,246	16 Volz,Rico	0:15,089	57 Coluccio,Luigi	0:14,437
4 16 Volz,Rico	0:46,932	71 Tabel,Kilian	0:17,258	40 Fussen,Jan David	0:15,107	39 Thompson,Harry	0:14,444
5 40 Fussen,Jan David	0:46,935	40 Fussen,Jan David	0:17,263	49 Van Berlo,Glenn	0:15,128	71 Tabel,Kilian	0:14,461
6 7 Enders,Paul	0:46,978	77 Tramnitz,Tim	0:17,269	77 Tramnitz,Tim	0:15,137	16 Volz,Rico	0:14,489
7 39 Thompson,Harry	0:46,978	57 Coluccio,Luigi	0:17,275	4 Arnold,Felix	0:15,174	4 Arnold,Felix	0:14,492
8 71 Tabel,Kilian	0:46,981	16 Volz,Rico	0:17,276	39 Thompson,Harry	0:15,176	22 Fritsch,Valentino	0:14,493
9 4 Arnold,Felix	0:47,000	14 Tröger,Tim	0:17,290	71 Tabel,Kilian	0:15,180	10 O´dey,Levi	0:14,493
10 22 Fritsch,Valentino	0:47,059	19 Tröger,Niels	0:17,316	10 O´dey,Levi	0:15,201	19 Tröger,Niels	0:14,497
11 19 Tröger,Niels	0:47,066	4 Arnold,Felix	0:17,318	7 Enders,Paul	0:15,204	7 Enders,Paul	0:14,516
12 14 Tröger,Tim	0:47,075	10 O´dey,Levi	0:17,353	14 Tröger,Tim	0:15,209	49 Van Berlo,Glenn	0:14,523
13 10 O´dey,Levi	0:47,113	39 Thompson,Harry	0:17,358	22 Fritsch,Valentino	0:15,210	14 Tröger,Tim	0:14,524
14 49 Van Berlo,Glenn	0:47,135	49 Van Berlo,Glenn	0:17,391	19 Tröger,Niels	0:15,222	34 Saarijärvi,Frans-Emil	0:14,543
15 27 Born,Miklas	0:47,307	38 Buus,Bastian	0:17,401	38 Buus,Bastian	0:15,244	40 Fussen,Jan David	0:14,554
16 38 Buus,Bastian	0:47,352	31 Meyer Hansen,Mikkel	0:17,409	27 Born,Miklas	0:15,258	55 Qufaj,David	0:14,571
17 34 Saarijärvi,Frans-Emil	0:47,353	27 Born,Miklas	0:17,418	24 Pavíček,Matěj	0:15,298	27 Born,Miklas	0:14,584
18 31 Meyer Hansen,Mikkel	0:47,383	55 Qufaj,David	0:17,439	34 Saarijärvi,Frans-Emil	0:15,317	38 Buus,Bastian	0:14,585
19 24 Pavíček,Matěj	0:47,409	54 Lehtonen,Henri	0:17,453	31 Meyer Hansen,Mikkel	0:15,334	24 Pavíček,Matěj	0:14,607
20 54 Lehtonen,Henri	0:47,498	6 Schaller,Marek	0:17,453	6 Schaller,Marek	0:15,344	31 Meyer Hansen,Mikkel	0:14,610
21 55 Qufaj,David	0:47,521	34 Saarijärvi,Frans-Emil	0:17,458	54 Lehtonen,Henri	0:15,361	54 Lehtonen,Henri	0:14,635
22 6 Schaller,Marek	0:47,534	53 Perttala,Niko	0:17,458	88 Schmidli,Titus-Shanghai	0:15,379	6 Schaller,Marek	0:14,670
23 88 Schmidli,Titus-Shanghai	0:47,644	24 Pavíček,Matěj	0:17,469	55 Qufaj,David	0:15,422	88 Schmidli,Titus-Shanghai	0:14,690
24 53 Perttala,Niko	0:47,905	88 Schmidli,Titus-Shanghai	0:17,479	53 Perttala,Niko	0:15,468	53 Perttala,Niko	0:14,740
25 26 Alibaks,Renzo	0:47,937	26 Alibaks,Renzo	0:17,521	26 Alibaks,Renzo	0:15,515	26 Alibaks,Renzo	0:14,756



**free practice DKM (OK) Group 1 Gruppe 1**

Die schnellsten Zeiten

Ort	Nr. Fahrername	Zeit	Streckenl.	ø Speed
Ziel	86 Sasse,Hugo	0:46,647	1190 m	91,8 km/h
Sektion 1	86 Sasse,Hugo	0:17,168	452 m	94,8 km/h
Sektion 2	57 Coluccio,Luigi	0:15,012	368 m	88,2 km/h
Sektion 3	86 Sasse,Hugo	0:14,364	370 m	92,7 km/h

	Stmr.86 Sasse,Hugo DEU TB Racing Team	Stmr.57 Coluccio,Luigi ITA BIREL ART RACING KSW	Stmr.77 Tramnitz,Tim DEU KSM Schumacher Racing Team	Stmr.16 Volz,Rico DEU RS-Motorsport	Stmr.40 Fussen,Jan David DEU Solgat Motorsport
	theoretisch mögliche Bestzeit 0:46,590	theoretisch mögliche Bestzeit 0:46,724	theoretisch mögliche Bestzeit 0:46,832	theoretisch mögliche Bestzeit 0:46,854	theoretisch mögliche Bestzeit 0:46,924
best	Ziel Sektion 1 Sektion 2 Sektion 3 0:46,647 0:17,168 0:15,058 0:14,364	Ziel Sektion 1 Sektion 2 Sektion 3 0:46,772 0:17,275 0:15,012 0:14,437	Ziel Sektion 1 Sektion 2 Sektion 3 0:46,879 0:17,269 0:15,137 0:14,426	Ziel Sektion 1 Sektion 2 Sektion 3 0:46,932 0:17,276 0:15,089 0:14,489	Ziel Sektion 1 Sektion 2 Sektion 3 0:46,935 0:17,263 0:15,107 0:14,554
Runde 1	0:49,811 0:19,137 0:15,834 0:14,840	0:47,669 0:17,685 0:15,320 0:14,664	0:48,446 0:18,023 0:15,605 0:14,818	0:48,200 0:17,948 0:15,513 0:14,739	0:52,692 0:21,461 0:16,191 0:15,040
Runde 2	0:47,687 0:17,603 0:15,490 0:14,594	0:46,986 0:17,275 0:15,162 0:14,549	0:47,455 0:17,403 0:15,442 0:14,610	0:48,139 0:17,727 0:15,671 0:14,741	0:54,355 0:21,953 0:17,512 0:14,890
Runde 3	0:49,433 0:18,572 0:15,913 0:14,948	0:47,083 0:17,378 0:15,216 0:14,489	0:48,783 0:17,612 0:15,661 0:15,510	0:49,053 0:17,613 0:15,442 0:15,998	0:47,981 0:17,861 0:15,473 0:14,647
Runde 4	0:47,543 0:17,388 0:15,348 0:14,807	0:46,772 0:17,279 0:15,012 0:14,481	3:06,322 2:34,852 0:16,410 0:15,060	2:58,471 2:26,168 0:17,175 0:15,128	0:47,258 0:17,384 0:15,285 0:14,589
Runde 5	3:05,799 2:34,773 0:16,217 0:14,809	0:47,092 0:17,277 0:15,236 0:14,579	0:47,700 0:17,695 0:15,318 0:14,687	0:47,477 0:17,579 0:15,318 0:14,580	0:47,160 0:17,295 0:15,193 0:14,672
Runde 6	0:46,986 0:17,365 0:15,149 0:14,472	0:46,850 0:17,283 0:15,125 0:14,442	0:47,309 0:17,538 0:15,228 0:14,543	0:47,015 0:17,345 0:15,138 0:14,532	0:47,721 0:17,842 0:15,280 0:14,599
Runde 7	0:46,814 0:17,259 0:15,191 0:14,364	0:55,800 0:18,938 0:18,939 0:17,923	0:46,879 0:17,316 0:15,137 0:14,426	0:46,970 0:17,316 0:15,111 0:14,543	0:46,935 0:17,274 0:15,107 0:14,554
Runde 8	0:46,649 0:17,182 0:15,058 0:14,409	0:46,814 0:17,293 0:15,084 0:14,437	0:46,978 0:17,298 0:15,165 0:14,515	0:46,932 0:17,276 0:15,089 0:14,567	0:47,126 0:17,308 0:15,210 0:14,608
Runde 9	0:46,647 0:17,168 0:15,080 0:14,399		0:46,972 0:17,269 0:15,181 0:14,522	0:46,980 0:17,364 0:15,127 0:14,489	0:47,174 0:17,263 0:15,273 0:14,638
Runde 10					0:47,652 0:17,297 0:15,525 0:14,830
Runde 11					0:47,216 0:17,318 0:15,178 0:14,720
Runde 12					

### free practice DKM (DK) Group 1 Gruppe 1

#### Die schnellsten Zeiten

Ort	Nr. Fahrername	Zeit	Streckenl.	Ø Speed
Ziel	86 Sasse,Hugo	0:46,647	1190 m	91,8 km/h
Sektion 1	86 Sasse,Hugo	0:17,168	452 m	94,8 km/h
Sektion 2	57 Coluccio,Luigi	0:15,012	368 m	88,2 km/h
Sektion 3	86 Sasse,Hugo	0:14,364	370 m	92,7 km/h

	Smr.7 Enders,Paul DEU RTG Kartsport	Smr.39 Thompson,Harry GBR Ricky Flynn Motorsport	Smr.71 Tabel,Kilian DEU TB Racing Team	Smr.4 Arnold,Felix DEU KSM Schumacher Racing Team	Smr.22 Fritsch,Valentino DEU BIREL ART RACING KSW
	theoretisch mögliche Bestzeit 0:46,966	theoretisch mögliche Bestzeit 0:46,978	theoretisch mögliche Bestzeit 0:46,899	theoretisch mögliche Bestzeit 0:46,984	theoretisch mögliche Bestzeit 0:46,939
best	Ziel Sektion 1 0:17,246 0:15,204 0:14,516	Ziel Sektion 1 0:17,358 0:15,176 0:14,444	Ziel Sektion 1 0:17,258 0:15,180 0:14,461	Ziel Sektion 1 0:17,318 0:15,174 0:14,492	Ziel Sektion 1 0:17,236 0:15,210 0:14,493
Runde 1	0:48,393 0:18,035 0:15,619 0:14,739	0:49,252 0:18,986 0:15,492 0:14,774	0:50,409 0:19,148 0:16,077 0:15,184	0:47,618 0:17,469 0:15,622 0:14,527	0:47,805 0:17,670 0:15,474 0:14,661
Runde 2	0:48,028 0:17,344 0:16,113 0:14,571	0:47,479 0:17,567 0:15,388 0:14,524	0:48,197 0:17,668 0:15,595 0:14,934	0:47,302 0:17,425 0:15,339 0:14,538	0:47,434 0:17,414 0:15,426 0:14,594
Runde 3	0:47,268 0:17,325 0:15,312 0:14,631	0:47,606 0:17,568 0:15,428 0:14,610	0:47,313 0:17,344 0:15,414 0:14,555	0:47,554 0:17,679 0:15,383 0:14,492	0:47,095 0:17,329 0:15,273 0:14,493
Runde 4	0:47,173 0:17,410 0:15,247 0:14,516	0:47,243 0:17,428 0:15,290 0:14,525	0:47,253 0:17,323 0:15,339 0:14,591	0:47,175 0:17,318 0:15,355 0:14,502	0:47,059 0:17,304 0:15,210 0:14,545
Runde 5	0:47,081 0:17,288 0:15,269 0:14,524	0:46,978 0:17,358 0:15,176 0:14,444	0:48,071 0:17,517 0:15,585 0:14,969	0:47,000 0:17,324 0:15,174 0:14,502	0:47,133 0:17,287 0:15,351 0:14,495
Runde 6	0:48,434 0:17,690 0:15,289 0:15,455		0:47,645 0:17,883 0:15,199 0:14,563	1:23,682 0:17,331 0:49,668 0:16,683	0:47,132 0:17,236 0:15,282 0:14,614
Runde 7	1:27,023 0:57,064 0:15,312 0:14,647		0:47,102 0:17,344 0:15,297 0:14,461	0:47,474 0:17,521 0:15,389 0:14,564	0:47,090 0:17,279 0:15,248 0:14,563
Runde 8	0:47,099 0:17,262 0:15,246 0:14,591		0:46,981 0:17,258 0:15,180 0:14,543		
Runde 9	0:46,978 0:17,246 0:15,204 0:14,528		0:47,339 0:17,273 0:15,476 0:14,590		
Runde 10	0:49,732 0:17,291 0:15,362 0:17,079		0:47,240 0:17,314 0:15,342 0:14,584		
Runde 11			0:47,457 0:17,420 0:15,500 0:14,537		
Runde 12					

## free practice DKM (OK) Group 1 Gruppe 1

Die schnellsten Zeiten

Ort	Nr. Fahrername	Zeit	Streckenl.	ø Speed
Ziel	86 Sasse,Hugo	0:46,647	1190 m	91,8 km/h
Sektion 1	86 Sasse,Hugo	0:17,168	452 m	94,8 km/h
Sektion 2	57 Coluccio,Luigi	0:15,012	368 m	88,2 km/h
Sektion 3	86 Sasse,Hugo	0:14,364	370 m	92,7 km/h

	Snr.19 Tröger,Niels DEU RTG Kartsport			Snr.14 Tröger,Tim DEU Mach1 Motorsport			Snr.10 O'dey,Levi DEU KSM Schumacher Racing Team			Snr.49 Van Berlo,Glenn NLD Lennox Racing Team			Snr.27 Born,Miklas CHE Innovative Competition			
	theoretisch mögliche Bestzeit	Sektion 1	Sektion 2	Sektion 3	theoretisch mögliche Bestzeit	Sektion 1	Sektion 2	Sektion 3	theoretisch mögliche Bestzeit	Sektion 1	Sektion 2	Sektion 3	theoretisch mögliche Bestzeit	Sektion 1	Sektion 2	Sektion 3
best	0:47,066	0:17,316	0:15,222	0:14,497	0:47,075	0:17,290	0:15,209	0:14,524	0:47,113	0:17,953	0:15,201	0:14,493	0:47,135	0:17,391	0:15,128	0:14,523
Runde 1	0:48,601	0:18,277	0:15,669	0:14,655	0:50,927	0:19,506	0:16,193	0:15,228	0:47,963	0:17,744	0:15,433	0:14,786	0:50,677	0:19,118	0:15,955	0:15,604
Runde 2	0:47,605	0:17,486	0:15,430	0:14,689	0:47,802	0:17,738	0:15,389	0:14,675	0:47,113	0:17,419	0:15,201	0:14,493	4:26,661	3:54,296	0:16,344	0:16,021
Runde 3	0:47,920	0:17,453	0:15,827	0:14,640	0:48,442	0:17,831	0:15,888	0:14,723	0:47,148	0:17,953	0:15,220	0:14,575	0:47,776	0:17,615	0:15,503	0:14,658
Runde 4	0:47,474	0:17,449	0:15,507	0:14,518	0:47,252	0:17,377	0:15,287	0:14,588	0:47,264	0:17,532	0:15,231	0:14,501	0:47,135	0:17,484	0:15,128	0:14,523
Runde 5	0:47,247	0:17,354	0:15,396	0:14,497	0:47,153	0:17,341	0:15,269	0:14,543	0:47,169	0:17,406	0:15,249	0:14,514	0:47,274	0:17,391	0:15,229	0:14,654
Runde 6	0:48,165	0:17,441	0:15,785	0:14,939	0:47,184	0:17,345	0:15,233	0:14,606	0:47,357	0:17,515	0:15,301	0:14,541	0:47,247	0:17,463	0:15,244	0:14,540
Runde 7	0:48,934	0:18,079	0:15,459	0:15,396	0:50,901	0:19,989	0:16,275	0:14,637	0:48,148	0:17,402	0:15,557	0:15,189				
Runde 8	1:41,752	1:11,785	0:15,391	0:14,576	0:47,109	0:17,330	0:15,255	0:14,524	0:47,250	0:17,457	0:15,245	0:14,548				
Runde 9	0:47,950	0:17,316	0:15,969	0:14,665	0:47,245	0:17,290	0:15,209	0:14,746								
Runde 10	0:47,066	0:17,319	0:15,222	0:14,525	0:53,193	0:17,438	0:16,005	0:19,750								
Runde 11	0:47,070	0:17,317	0:15,239	0:14,514	0:47,075	0:17,304	0:15,226	0:14,545								
Runde 12																

### free practice DKM (DK) Group 1 Gruppe 1

#### Die schnellsten Zeiten

Ort	Nr. Fahrername	Zeit	Streckenl.	ø Speed
Ziel	86 Sasse,Hugo	0:46,647	1190 m	91,8 km/h
Sektion 1	86 Sasse,Hugo	0:17,168	452 m	94,8 km/h
Sektion 2	57 Coluccio,Luigi	0:15,012	368 m	88,2 km/h
Sektion 3	86 Sasse,Hugo	0:14,364	370 m	92,7 km/h

	Snr.55 Qutaj,David DEU KSB RACING TEAM		Snr.6 Schaller,Marek DEU RTG Kartsport		Snr.88 Schmidli,Titus-Shanghai CHE CS Racing		Snr.53 Perttala,Niko FIN KOSKI MOTORSPORT		Snr.26 Alibaks,Renzo NLD Zanardi Racing Team			
	theoretisch mögliche Bestzeit	0:47,432	theoretisch mögliche Bestzeit	0:47,467	theoretisch mögliche Bestzeit	0:47,548	theoretisch mögliche Bestzeit	0:47,666	theoretisch mögliche Bestzeit	0:47,792		
best	Ziel	Sektion 1	Sektion 2	Sektion 3	Ziel	Sektion 1	Sektion 2	Sektion 3	Ziel	Sektion 1	Sektion 2	Sektion 3
Runde 1	0:47,521	0:17,439	0:15,422	0:14,571	0:47,534	0:17,453	0:15,344	0:14,670	0:47,905	0:17,458	0:15,468	0:14,740
Runde 2	0:49,048	0:18,264	0:15,979	0:14,805	0:49,837	0:18,854	0:16,086	0:14,897	0:50,439	0:18,419	0:16,258	0:15,762
Runde 3	0:48,120	0:17,685	0:15,749	0:14,686	0:49,052	0:18,324	0:15,906	0:14,822	0:49,438	0:18,413	0:16,038	0:14,987
Runde 4	0:47,679	0:17,550	0:15,446	0:14,683	0:49,541	0:18,231	0:16,451	0:14,859	0:48,474	0:17,752	0:15,717	0:15,005
Runde 5	0:47,602	0:17,545	0:15,442	0:14,615	0:47,741	0:17,588	0:15,464	0:14,689	0:48,291	0:17,643	0:15,758	0:14,890
Runde 6	0:47,577	0:17,536	0:15,465	0:14,576	0:47,534	0:17,453	0:15,344	0:14,737	0:48,168	0:17,670	0:15,621	0:14,877
Runde 7	0:50,396	0:17,873	0:16,898	0:15,625	0:47,719	0:17,479	0:15,481	0:14,759	0:47,936	0:17,674	0:15,477	0:14,785
Runde 8	0:47,521	0:17,439	0:15,487	0:14,571	0:47,950	0:17,820	0:15,460	0:14,670	0:48,130	0:17,709	0:15,591	0:14,830
Runde 9	0:47,658	0:17,518	0:15,472	0:14,668	0:47,584	0:17,491	0:15,399	0:14,694	0:48,000	0:17,639	0:15,539	0:14,822
Runde 10					0:48,173	0:17,754	0:15,704	0:14,715	0:47,905	0:17,666	0:15,499	0:14,740
Runde 11					0:48,211	0:17,513	0:15,702	0:14,996	0:48,881	0:17,458	0:16,483	0:14,940
Runde 12					0:47,584	0:17,485	0:15,379	0:14,720	0:48,000	0:17,705	0:15,468	0:14,827
									0:48,691	0:17,560	0:15,560	0:15,571
									0:47,937	0:17,521	0:15,515	0:14,756
									0:49,320	0:18,221	0:16,061	0:15,038
									0:48,642	0:17,856	0:15,772	0:15,014
									0:48,436	0:17,781	0:15,755	0:14,900
									0:48,583	0:17,625	0:15,611	0:15,347
									0:48,413	0:18,078	0:15,578	0:14,757
									0:47,967	0:17,596	0:15,572	0:14,799
									0:47,937	0:17,521	0:15,623	0:14,793
									0:47,991	0:17,672	0:15,563	0:14,756
									0:48,113	0:17,672	0:15,622	0:14,819
									0:50,748	0:17,634	0:15,515	0:17,599