

**DKM**  
DEUTSCHE KART MEISTERSCHAFT

**acv**

AUTOMOBIL-CLUB  
VERKEHR

# Ergebnisse Results DJKM

**INT. ACV-KARTRENNEN  
WACKERSDORF**

**11.-13. Mai 2018**

- Deutsche Kart-Meisterschaft (DKM)
- Deutsche Junioren-Kart-Meisterschaft (DJKM)
- Deutsche Schaltkart-Meisterschaft (DSKM)
- DMSB-Schaltkart-Cup (DSKC)
- Deutsche Elektro-Kart-Meisterschaft (DEKM)

vorläufig - ohne Gewähr

Pos	StNr.	Fahrer	Nation	Bewerber/Sponsor	Nation	Lizenz / B-Lizenz	Siege	Gesamtpunkte	Lonato (ITA)			Wackersdorf		
									TQ	Heats	Race 1	Race 2	TQ	Heats
1	138	Askey, Kai	GBR	Ricky Flynn Motorsport	GBR	296774 162392	1	71	10	20	25	6	10	
2	131	Dörr, Ben	DEU	TB Racing Team	DEU	IKCJ 1162845 KBF 1116906	1	63	2	4	3	9	20	
3	139	O'Sullivan, Zak	GBR	Ricky Flynn Motorsport	GBR	274547 162392		58	3	12	11	20	1	
4	128	Øgaard, Sebastian	DNK	TK Racing	DNK	55995 52208	1	57			4	12	25	
5	156	Crawford, Jak	USA	Kosmic Racing Department	ITA	K1851-SK-18 JK c		55	5	8	5	7	10	
6	119	Trulli, Enzo	ITA	CRG Holland	NLD	37053 15521	1	53	5	15	25	8		
7	124	Højgaard, Mikkel	DNK	KSB RACING TEAM	AUT	53445 BK 002		48	7	16	7	3	8	
8	143	Ten Brinke, Thomas	NLD	Ricky Flynn Motorsport	GBR	40662 162392		43	1	3	10	1	15	
9	153	Bertini Colla, Leonardo	ITA	CRG Holland	NLD	370635 15521		36	8	6	13		9	
10	120	Spina, Alfio Andrea	ITA	CRG Holland	NLD	366688 15521		35	9	10	16			
11	172	Leistra, Luca	BEL	KMS EUROPE KFT	HUN	909365 804		26				10	16	
12	105	Bergmeister, Jakob	DEU	KSM Schumacher Racing Team	DEU	IKCJ 1156048 KBF 1067587		21	3	9		1	6	
13	142	Pizzi, Francesco	ITA	BIREL ART RACING S.R.L.	ITA	353078 370004		19	6	13				
14	146	Huang, Xizhang	CHN	CRG Holland	NLD	18 KC 1039 15521		16		5	11			
15	109	Mesch, Joel	DEU	KSM Schumacher Racing Team	DEU	IKCJ 1179312 KBF 1067587		15				11	4	
16	144	Aron, Paul	EST	Ricky Flynn Motorsport	GBR	K911 162392		14				5	9	
17	136	Rees, Matthew	GBR	Ricky Flynn Motorsport	GBR	252931 162392		14		7	2	5		
18	108	Weimann, Jule	DEU	Solgat Motorsport	DEU	IKCJ 1159312 KBF1079882		13					13	
19	135	Degnbol, Noah	DNK	RS Competition	DNK	65659 36053		13		2	1	2	8	
20	129	Ploeg, Bart	NLD	Zanardi Racing Team	NLD	40401 28613		11				4	7	
21	106	Pingasov, Miron	ESP	Team Oakes	GBR	11CRJR-0004- ESP		10		1	9			
22	140	Scionti, Enzo	USA	CRG Holland	NLD	K1845-SK-18 JK c		9		4			5	
23	112	Lagrotteria, Antonio	CHE	Innovate Competition	CHE	500238 500033		8					8	
24	130	Knopp, Josef	CZE	TB Racing Team	DEU	1017 KBF 1116906		8				5	3	
25	137	Laursen, Conrad	DNK	Ricky Flynn Motorsport	GBR	63232 162392		7	1		6			
26	127	Primm, Simon Connor	DEU	Team NKS	DEU	IKCJ 1171081 KBF 1050071		6					6	
27	107	Hantke, Nico	DEU	3G Racing	DEU	IKCJ 1145936 KBF 1164077		4					4	
28	166	Zug, Lilly	DEU	TB Racing Team	DEU	IKCJ 1173305 KBF 1116906		3					3	
29	116	Zanfari, Suleiman	MAR	LOTUS RACING KARTS	SVN	003/072018 0225		3					3	
30	126	Dolischka, Jordan	AUT	KSB RACING TEAM	AUT	JK 2107 BK 002		3				2	1	

Strecke / track: 1190m

started: 25 classified: 25 not classified: 0 not started: 9

fastest Lap Dörr, Ben at: 1:01,828

Pos	Str. Nr.	Fahrer / Driver	Nation	Bewerber/Sponsor	Nation	Lizenz/B-Lizenz	Chassis/Motor/Reifen	Points	Runden Laps	Gesamtzeit Differenz	Abstand Gap	beste Runde best Lap	in R. in L.	o Geschw. o Speed
1	157	Villa, Edoardo Ludovico	ITA	Tbkart Srl	ITA	360523 297356	TB-Kart / TM / Vega	*	15	16:40,398		1:02,335	14	64,2 km/h 68,7 km/h
2	131	Dörr, Ben	DEU	TB Racing Team	DEU	IKCJ 1162845 KBF 1116906	Kart Republic / Parilla / Vega	25	15	16:40,788 0:00,390	0:00,390	1:01,828	15	64,2 km/h 69,3 km/h
3	156	Crawford, Jak	USA	Kosmic Racing Department	ITA	K1851-SK-18 JR-c 296927	Kosmic / Vortex / Vega	20	15	16:42,906 0:02,508	0:02,118	1:01,854	15	64,1 km/h 69,3 km/h
4	128	Øgaard, Sebastian	DNK	TK Racing	DNK	55995 52208	FA Kart / TM / Vega	16	15	16:43,744 0:03,346	0:00,838	1:02,378	4	64 km/h 68,7 km/h
5	108	Weimann, Jule	DEU	Solgat Motorsport	DEU	IKCJ 1159312 KBF1079882	Birel / TM / Vega	13	15	16:49,943 0:09,545	0:06,199	1:02,609	14	63,6 km/h 68,4 km/h
6	139	O'Sullivan, Zak	GBR	Ricky Flynn Motorsport	GBR	274547 162392	FA Kart / Vortex / Vega	11	15	16:51,356 0:10,958	0:01,413	1:02,585	15	63,5 km/h 68,5 km/h
7	138	Askey, Kai	GBR	Ricky Flynn Motorsport	GBR	296774 162392	FA Kart / Vortex / Vega	10	15	16:54,390 0:13,992	0:03,034	1:02,886	9	63,3 km/h 68,1 km/h
8	144	Aron, Paul	EST	Ricky Flynn Motorsport	GBR	K911 162392	FA ALONSO / VORTEX / Vega	9	15	16:54,528 0:14,130	0:00,138	1:02,158	15	63,3 km/h 68,9 km/h
9	112	Lagrotteria, Antonio	CHE	Innovate Competition	CHE	500238 500033	Expri / Vortex / Vega	8	15	16:55,716 0:15,318	0:01,188	1:02,519	15	63,3 km/h 68,5 km/h
10	129	Ploeg, Bart	NLD	Zanardi Racing Team	NLD	40401 28613	Zanardi / Parilla / Vega	7	15	16:56,140 0:15,742	0:00,424	1:02,722	15	63,2 km/h 68,3 km/h
11	127	Primm, Simon Connor	DEU	Team NKS	DEU	IKCJ 1171081 KBF 1050071	DR / TM / Vega	6	15	16:56,308 0:15,910	0:00,168	1:02,533	15	63,2 km/h 68,5 km/h
12	140	Scianti, Enzo	USA	CRG Holland	NLD	K1845-SK-18 JR-c 15521	CRG / TM / Veega	5	15	16:58,962 0:18,564	0:02,654	1:02,924	14	63,1 km/h 68,1 km/h
13	109	Mesch, Joel	DEU	KSM Schumacher Racing Team	DEU	IKCJ 1179312 KBF 1067587	Tony Kart / Vortex / Vega	4	15	17:00,042 0:19,644	0:01,080	1:03,017	14	63 km/h 68 km/h
14	166	Zug, Lilly	DEU	TB Racing Team	DEU	IKCJ 1173305 KBF 1116906	Kart Republic / Parilla / Vega	3	15	17:04,102 0:23,704	0:04,060	1:03,671	15	62,7 km/h 67,3 km/h
15	105	Bergmeister, Jakob	DEU	KSM Schumacher Racing Team	DEU	IKCJ 1156048 KBF 1067587	Tony Kart / Vortex / Vega	2	15	17:04,125 0:23,727	0:00,023	1:03,167	8	62,7 km/h 67,8 km/h
16	126	Dolischka, Jorden	AUT	KSB RACING TEAM	AUT	JK 2107 BK 002	Kosmic / Vortex / Vega	1	15	17:04,549 0:24,151	0:00,424	1:02,248	15	62,7 km/h 68,8 km/h
17	153	Bertini Colla, Leonardo	ITA	CRG Holland	NLD	370635 15521	CRG / TM / Vega	0	15	17:06,612 0:26,214	0:02,063	1:03,373	15	62,6 km/h 67,6 km/h
18	114	Ried, Jonas	DEU	Solgat Motorsport	DEU	IKCJ 1167350 KBF 1079882	Ricciardo / TM / Vega	0	15	17:10,527 0:30,129	0:03,915	1:03,953	14	62,4 km/h 67 km/h
19	165	Tanggaard, Emil	DNK	HK Motorsport	DNK	66542 81330	Kart Republic / IAME / Vega	*	15	17:23,741 0:43,343	0:13,214	1:05,114	15	61,6 km/h 65,8 km/h
20	143	Ten Brinke, Thomas	NLD	Ricky Flynn Motorsport	GBR	40662 162392	FA Kart / Vortex / Vega	0	10	11:33,652 5 R	5 R	1:03,581	10	61,8 km/h 67,4 km/h
21	135	Degnbol, Noah	DNK	RS Competition	DNK	65659 36053	Tony Kart / Vortex / Vega	0	10	11:46,398 5 R	0:12,746	1:04,347	10	60,6 km/h 66,6 km/h
22	163	Van Loenen, Bastiaan	NLD	Zanardi Racing Team	NLD	38067 28613	Zanardi / Parilla / Vega	0	10	12:54,225 5 R	1:07,827	1:10,803	8	55,3 km/h 60,3 km/h
23	124	Hoigaard, Mikkel	DNK	KSB RACING TEAM	AUT	53445 BK 002	Kosmic / Vortex / Vega	0	9	10:39,916 6 R	1 R	1:03,272	9	60,3 km/h 67,7 km/h
24	172	Leistra, Luca	BEL	KMS EUROPE KFT	HUN	909365 804	Tony Kart / TM / Vega	0	7	8:25,668 8 R	2 R	1:04,689	5	59,3 km/h 66,2 km/h
25	122	Ringdahl, Neo	SWE	JP Racing	SWE	20060328569: 105	Expri / Vortex / Vega	0	7	8:34,450 8 R	0:08,782	1:04,851	6	58,3 km/h 66,1 km/h
the following drivers did not start.														
116	Zafari, Suleiman	IMAR												
107	Hantke, Nico	DEU												
167	Pul, Jonas	NLD												
125	Karlsson, William	SWE												
115	Litvinenko, Egor	DEU												
136	Rees, Matthew	GBR												
160	Haralampiev, Maksim	DEU												
110	Rosam, Max	DEU												
130	Knopp, Josef	CZE												

SNr. 125,124,153 5 sec penalty

Rennleitung: Rüdiger Luth Racedirektor: Thomas Lainer

Sportkommissare: Thomas Ferrero / Ulrich Bell / Franz-Josef Serr / FrankTautenhahn

Techn. Kommissare: H.-J. Dangers / A.Sengpiel / M. Grasshoff / C. Schmidt / D.Pietzko / W.Amend / M.Ambrosius

Zeitnahme: KART-DATA timing service Franz Schieszler / Manuela Hintner

Zeitnahme / timekeeping

Control  
  
 Franz Schieszler

**R 21 DJKM (OK-Junior) Race 2**

Strecke / track: 1190

Fahrername Driver	Edoardo Ludovico	Dörr Ben	Crawford Jak	Øgaard Sebastian	Weimann Jule	O 'sullivan Zak	Askey Kai	Aron Paul	Lagrotteria Antonio	Ploeg Bart	Primm Simon Connor	Scionti Enzo
schnellste in Runde	1:02,335 Rn. 14	1:01,828 Rn. 15	1:01,854 Rn. 15	1:02,378 Rn. 4	1:02,609 Rn. 14	1:02,585 Rn. 15	1:02,886 Rn. 9	1:02,158 Rn. 15	1:02,519 Rn. 15	1:02,722 Rn. 15	1:02,533 Rn. 15	1:02,924 Rn. 14
Speed	68,7 km/h	69,3 km/h	69,3 km/h	68,7 km/h	68,4 km/h	68,5 km/h	68,1 km/h	68,9 km/h	68,5 km/h	68,3 km/h	68,5 km/h	68,1 km/h
Lap 1	1:27,548	1:18,364	1:14,860	1:23,533	1:14,805	1:18,148	1:12,766	1:21,720	1:09,733	1:14,003	1:10,329	1:10,004
Lap 2	1:26,217	1:26,555	1:26,290	1:26,575	1:26,513	1:26,399	1:26,421	1:26,586	1:25,429	1:26,439	1:26,604	1:26,368
Lap 3	1:03,690	1:03,751	1:05,319	1:04,468	1:06,136	1:06,169	1:05,866	1:04,983	1:05,147	1:06,230	1:06,117	1:05,943
Lap 4	1:03,419	1:04,861	1:03,842	1:02,378	1:03,756	1:03,944	1:03,833	1:04,880	1:04,455	1:04,707	1:05,038	1:05,703
Lap 5	1:03,307	1:03,454	1:03,395	1:02,712	1:04,476	1:03,861	1:03,635	1:05,684	1:04,704	1:04,035	1:05,269	1:04,752
Lap 6	1:03,564	1:02,787	1:03,360	1:04,079	1:03,976	1:04,572	1:04,416	1:04,804	1:03,180	1:04,137	1:03,828	1:04,255
Lap 7	1:03,193	1:02,486	1:02,825	1:03,093	1:03,976	1:03,930	1:04,395	1:04,435	1:04,645	1:04,176	1:03,738	1:03,681
Lap 8	1:03,811	1:02,704	1:02,369	1:03,863	1:03,196	1:03,520	1:03,681	1:03,425	1:04,587	1:04,259	1:06,041	1:03,974
Lap 9	1:03,046	1:02,435	1:02,599	1:02,687	1:03,524	1:03,584	1:02,886	1:03,402	1:03,097	1:03,084	1:03,358	1:03,734
Lap 10	1:03,618	1:03,274	1:03,300	1:03,942	1:03,277	1:03,848	1:03,801	1:03,895	1:04,319	1:03,460	1:04,251	1:04,202
Lap 11	1:02,696	1:03,705	1:02,254	1:03,537	1:03,303	1:03,907	1:03,576	1:04,174	1:02,644	1:03,712	1:02,874	1:03,557
Lap 12	1:02,823	1:03,217	1:03,316	1:03,456	1:02,849	1:03,225	1:03,046	1:03,890	1:03,394	1:03,659	1:03,393	1:04,026
Lap 13	1:02,861	1:01,926	1:03,079	1:03,389	1:02,845	1:02,998	1:04,278	1:04,209	1:04,086	1:03,791	1:02,765	1:04,558
Lap 14	1:02,335	1:02,549	1:02,714	1:03,116	1:02,609	1:02,844	1:03,477	1:03,420	1:03,289	1:04,671	1:03,228	1:02,924
Lap 15	1:02,386	1:01,828	1:01,854	1:02,393	1:02,923	1:02,585	1:03,545	1:02,158	1:02,519	1:02,722	1:02,533	1:03,084

**R 21 DJKM (OK-Junior) Race 2**

Strecke / track: 1190

Fahrername Driver	Mesch Joel	Zug Lilly	Bergmeister Jakob	Dolischka Jordan	Bertini Colla Leonardo	Ried Jonas	Tanggaard Emil	Ten Brinke Thomas	Degnol Noch	Van Loenen Bastiaan	Højgaard Mikkel	Leistra Luca
schnellste in Runde	1:03,017 Rn. 14	1:03,671 Rn. 15	1:03,167 Rn. 8	1:02,248 Rn. 15	1:03,373 Rn. 15	1:03,953 Rn. 14	1:05,114 Rn. 15	1:03,581 Rn. 10	1:04,347 Rn. 10	1:10,803 Rn. 8	1:03,272 Rn. 9	1:04,689 Rn. 5
Speed	68,0 km/h	67,3 km/h	67,8 km/h	68,8 km/h	67,6 km/h	67,0 km/h	65,8 km/h	67,4 km/h	66,6 km/h	60,5 km/h	67,7 km/h	66,2 km/h
Lap 1	1:19,833	1:08,567	1:19,005	1:14,727	1:16,108	1:09,878	1:09,544	1:24,611	1:22,738	1:13,922	1:18,276	1:26,286
Lap 2	1:26,695	1:24,251	1:26,660	1:26,563	1:26,409	1:23,821	1:26,055	1:26,314	1:26,685	1:20,505	1:26,258	1:26,223
Lap 3	1:07,629	1:05,414	1:05,319	1:25,564	1:04,840	1:05,356	1:07,211	1:05,170	1:07,875	1:12,860	1:05,807	1:05,153
Lap 4	1:06,438	1:05,078	1:04,269	1:03,051	1:05,298	1:06,058	1:05,910	1:04,553	1:05,790	1:12,020	1:04,780	1:05,214
Lap 5	1:04,836	1:05,487	1:05,413	1:03,458	1:05,254	1:05,509	1:05,972	1:03,845	1:04,928	1:11,935	1:04,283	1:04,689
Lap 6	1:06,035	1:04,523	1:03,823	1:03,012	1:04,503	1:05,500	1:05,455	1:04,406	1:06,980	1:11,963	1:04,802	1:04,991
Lap 7	1:03,763	1:03,936	1:04,317	1:02,900	1:05,295	1:05,223	1:05,387	1:03,888	1:05,120	1:11,964	1:05,347	1:05,486
Lap 8	1:04,075	1:04,277	1:03,167	1:03,096	1:05,516	1:04,770	1:05,223	1:04,121	1:04,823	1:10,803	1:04,559	
Lap 9	1:03,697	1:03,812	1:03,687	1:02,757	1:04,125	1:04,984	1:05,520	1:03,639	1:05,502	1:13,235	1:03,272	
Lap 10	1:04,240	1:04,060	1:04,008	1:03,016	1:05,053	1:04,901	1:06,256	1:03,581	1:04,347	1:21,741		
Lap 11	1:04,505	1:04,096	1:05,050	1:03,113	1:03,866	1:04,280	1:05,672					
Lap 12	1:03,458	1:04,016	1:03,855	1:03,527	1:03,672	1:04,842	1:05,820					
Lap 13	1:03,781	1:04,434	1:05,754	1:03,025	1:04,742	1:04,501	1:05,430					
Lap 14	1:03,017	1:03,800	1:06,584	1:02,447	1:03,554	1:03,953	1:09,654					
Lap 15	1:03,100	1:03,671	1:07,273	1:02,248	1:03,373	1:04,222	1:05,114					


**R 21 DJKM (OK-Junior) Race 2**

Strecke / track: 1190

Fahrername Driver	Ringdahl Neo
schnellste Runde in Runde	1:04,851 Rn. 6
Speed	66,1 km/h
Lap 1	1:09,967
Lap 2	1:26,172
Lap 3	1:06,261
Lap 4	1:05,243
Lap 5	1:05,050
Lap 6	<u>1:04,851</u>
Lap 7	1:08,195
Lap 8	
Lap 9	
Lap 10	
Lap 11	
Lap 12	
Lap 13	
Lap 14	
Lap 15	

## R 21 DJKM (OK-Junior) Race 2

Ziel		Sektion 1		Sektion 2		Sektion 3	
Fahrername	Zeit	Fahrername	Zeit	Fahrername	Zeit	Fahrername	Zeit
1 131 Dörr,Ben	1:01,828	156 Crawford,Jak	0:22,399	139 O´ullivan,Zak	0:20,642	131 Dörr,Ben	0:18,459
2 156 Crawford,Jak	1:01,854	131 Dörr,Ben	0:22,410	144 Aron,Paul	0:20,644	126 Dolischka,Jorden	0:18,472
3 144 Aron,Paul	1:02,158	108 Weimann,Julie	0:22,537	112 Lagrotteria,Antonio	0:20,734	128 Øgaard,Sebastian	0:18,479
4 126 Dolischka,Jorden	1:02,248	128 Øgaard,Sebastian	0:22,539	140 Scionti,Enzo	0:20,776	157 Villa,Edoardo Ludovico	0:18,509
5 157 Villa,Edoardo Ludovico	1:02,335	139 O´ullivan,Zak	0:22,674	156 Crawford,Jak	0:20,813	156 Crawford,Jak	0:18,539
6 128 Øgaard,Sebastian	1:02,378	126 Dolischka,Jorden	0:22,680	127 Primm,Simon Connor	0:20,837	127 Primm,Simon Connor	0:18,554
7 112 Lagrotteria,Antonio	1:02,519	157 Villa,Edoardo Ludovico	0:22,730	131 Dörr,Ben	0:20,845	109 Mesch,Joel	0:18,626
8 127 Primm,Simon Connor	1:02,533	144 Aron,Paul	0:22,759	108 Weimann,Julie	0:20,889	166 Zug,Lilly	0:18,687
9 139 O´ullivan,Zak	1:02,585	140 Scionti,Enzo	0:22,771	129 Ploeg,Bart	0:20,892	139 O´ullivan,Zak	0:18,715
10 108 Weimann,Julie	1:02,609	129 Ploeg,Bart	0:22,776	128 Øgaard,Sebastian	0:20,972	108 Weimann,Julie	0:18,719
11 129 Ploeg,Bart	1:02,722	112 Lagrotteria,Antonio	0:22,812	157 Villa,Edoardo Ludovico	0:20,976	144 Aron,Paul	0:18,735
12 138 Askey,Kai	1:02,886	127 Primm,Simon Connor	0:22,819	138 Askey,Kai	0:20,988	143 Ten Brinke,Thomas	0:18,742
13 140 Scionti,Enzo	1:02,924	138 Askey,Kai	0:22,830	126 Dolischka,Jorden	0:21,018	129 Ploeg,Bart	0:18,767
14 109 Mesch,Joel	1:03,017	109 Mesch,Joel	0:22,846	166 Zug,Lilly	0:21,297	112 Lagrotteria,Antonio	0:18,798
15 105 Bergmeister,Jakob	1:03,167	153 Bertini Colla,Leonardo	0:22,848	109 Mesch,Joel	0:21,321	138 Askey,Kai	0:18,811
16 124 Høigaard,Mikkel	1:03,272	124 Høigaard,Mikkel	0:22,890	153 Bertini Colla,Leonardo	0:21,338	105 Bergmeister,Jakob	0:18,893
17 153 Bertini Colla,Leonardo	1:03,373	105 Bergmeister,Jakob	0:22,936	105 Bergmeister,Jakob	0:21,338	153 Bertini Colla,Leonardo	0:18,909
18 143 Ten Brinke,Thomas	1:03,581	143 Ten Brinke,Thomas	0:23,011	124 Høigaard,Mikkel	0:21,411	114 Ried,Jonas	0:18,912
19 166 Zug,Lilly	1:03,671	166 Zug,Lilly	0:23,250	114 Ried,Jonas	0:21,483	124 Høigaard,Mikkel	0:18,936
20 114 Ried,Jonas	1:03,953	172 Leistra,Luca	0:23,263	143 Ten Brinke,Thomas	0:21,571	135 Degnbol,Noah	0:18,990
21 135 Degnbol,Noah	1:04,347	122 Ringdahl,Neo	0:23,326	172 Leistra,Luca	0:21,674	140 Scionti,Enzo	0:19,018
22 172 Leistra,Luca	1:04,689	114 Ried,Jonas	0:23,365	122 Ringdahl,Neo	0:21,796	172 Leistra,Luca	0:19,097
23 122 Ringdahl,Neo	1:04,851	135 Degnbol,Noah	0:23,447	135 Degnbol,Noah	0:21,873	165 Tanggaard,Emil	0:19,186
24 165 Tanggaard,Emil	1:05,114	165 Tanggaard,Emil	0:23,645	165 Tanggaard,Emil	0:21,934	122 Ringdahl,Neo	0:19,246
25 163 Van Loenen,Bastiaan	1:10,803	163 Van Loenen,Bastiaan	0:25,900	163 Van Loenen,Bastiaan	0:23,940	163 Van Loenen,Bastiaan	0:20,689

R 21 DJKM (OK-Junior) Race 2

Die schnellsten Zeiten

Ort	Nr. Fahrername	Zeit	Streckenl.	ø Speed
Ziel	131 Dörr, Ben	1:01,828	1190 m	69,3 km/h
Sektion 1	156 Crawford, Jak	0:22,399	452 m	72,6 km/h
Sektion 2	139 O'sullivan, Zak	0:20,642	368 m	64,2 km/h
Sektion 3	131 Dörr, Ben	0:18,459	370 m	72,2 km/h

	Snr.157 Villa, Edoardo Ludovico ITA Tbkart Srl		Snr.131 Dörr, Ben DEU TB Racing Team		Snr.156 Crawford, Jak USA Kosmic Racing Department		Snr.128 Øgaard, Sebastian DNK TK Racing		Snr.108 Weimann, Jule DEU Solgat Motorsport							
	theoretisch mögliche Bestzeit	1:02,215	theoretisch mögliche Bestzeit	1:01,714	theoretisch mögliche Bestzeit	1:01,751	theoretisch mögliche Bestzeit	1:01,990	theoretisch mögliche Bestzeit	1:02,145						
best	1:02,335	0:22,730	0:20,976	0:18,509	1:01,828	0:22,410	0:20,845	0:18,459	1:02,378	0:22,539	0:20,972	0:18,479	1:02,609	0:22,537	0:20,889	0:18,719
Runde 1	1:27,548	0:30,664	0:26,214	0:30,670	1:18,364	0:26,427	0:22,927	0:29,010	1:23,333	0:27,669	0:25,461	0:30,403	1:14,805	0:25,600	0:21,672	0:27,533
Runde 2	1:26,217	0:30,522	0:30,377	0:25,318	1:26,555	0:31,648	0:30,777	0:24,130	1:26,575	0:30,885	0:30,823	0:24,917	1:26,513	0:32,713	0:30,506	0:23,294
Runde 3	1:03,690	0:23,161	0:21,660	0:18,869	1:03,751	0:23,429	0:21,548	0:18,774	1:04,468	0:23,265	0:21,969	0:19,234	1:06,136	0:24,224	0:22,486	0:19,426
Runde 4	1:03,419	0:23,204	0:21,505	0:18,710	1:04,861	0:24,086	0:21,580	0:19,195	1:02,378	0:22,696	0:21,199	0:18,483	1:03,756	0:23,551	0:21,249	0:18,956
Runde 5	1:03,307	0:22,925	0:21,707	0:18,675	1:03,454	0:23,228	0:21,506	0:18,720	1:02,712	0:22,728	0:21,505	0:18,479	1:04,476	0:23,315	0:21,979	0:19,182
Runde 6	1:03,564	0:23,180	0:21,743	0:18,641	1:02,787	0:22,719	0:21,407	0:18,661	1:04,079	0:23,276	0:21,825	0:18,978	1:03,976	0:23,152	0:22,037	0:18,787
Runde 7	1:03,193	0:22,978	0:21,675	0:18,540	1:02,486	0:22,671	0:21,214	0:18,601	1:03,093	0:22,916	0:21,656	0:18,521	1:03,976	0:23,656	0:21,534	0:18,786
Runde 8	1:03,811	0:23,073	0:22,077	0:18,661	1:02,704	0:22,729	0:21,372	0:18,603	1:03,863	0:22,840	0:21,853	0:19,170	1:03,196	0:22,819	0:21,658	0:18,719
Runde 9	1:03,046	0:22,906	0:21,631	0:18,509	1:02,435	0:22,616	0:21,170	0:18,649	1:02,687	0:22,611	0:21,452	0:18,624	1:03,524	0:23,095	0:21,479	0:18,950
Runde 10	1:03,618	0:23,037	0:21,512	0:19,069	1:03,274	0:22,896	0:21,485	0:18,893	1:03,942	0:22,945	0:21,559	0:19,438	1:03,277	0:23,091	0:21,315	0:18,871
Runde 11	1:02,696	0:22,860	0:21,250	0:18,586	1:03,705	0:23,103	0:21,875	0:18,727	1:03,537	0:23,103	0:21,397	0:19,037	1:03,303	0:23,135	0:21,358	0:18,810
Runde 12	1:02,823	0:22,903	0:21,366	0:18,554	1:03,217	0:23,019	0:21,519	0:18,679	1:03,456	0:22,847	0:21,787	0:18,822	1:02,849	0:22,712	0:20,912	0:19,225
Runde 13	1:02,861	0:23,070	0:21,129	0:18,662	1:01,926	0:22,410	0:21,038	0:18,478	1:03,389	0:22,767	0:21,410	0:19,212	1:02,845	0:22,753	0:21,035	0:19,057
Runde 14	1:02,335	0:22,730	0:21,036	0:18,569	1:02,549	0:22,804	0:21,102	0:18,643	1:03,116	0:23,144	0:21,318	0:18,654	1:02,609	0:22,819	0:20,889	0:18,901
Runde 15	1:02,386	0:22,781	0:20,976	0:18,629	1:01,828	0:22,524	0:20,845	0:18,459	1:02,393	0:22,539	0:20,972	0:18,882	1:02,923	0:22,537	0:21,262	0:19,124



### R 21 DJKM (OK-Junior) Race 2

Die schnellsten Zeiten

Ort	Nr. Fahrername	Zeit	Streckenl.	ø Speed
Ziel	131 Dörr, Ben	1:01,828	1190 m	69,3 km/h
Sektion 1	156 Crawford, Jak	0:22,399	452 m	72,6 km/h
Sektion 2	139 O'sullivan, Zak	0:20,642	368 m	64,2 km/h
Sektion 3	131 Dörr, Ben	0:18,459	370 m	72,2 km/h

	Snr.139 O'sullivan,Zak GBR Ricky Flynn Motorsport		Snr.138 Askey,Kai GBR Ricky Flynn Motorsport		Snr.144 Aron,Paul EST Ricky Flynn Motorsport		Snr.112 Lagrotteria,Antonio CHE Innovate Competition		Snr.129 Ploeg,Bart NLD Zanardi Racing Team											
	theoretisch mögliche Bestzeit	1.02,031	theoretisch mögliche Bestzeit	1:02,629	theoretisch mögliche Bestzeit	1:02,138	theoretisch mögliche Bestzeit	1:02,344	theoretisch mögliche Bestzeit	1:02,435										
best	1:02,585	0:22,674	0:20,642	0:18,715	1:02,886	0:22,830	0:20,988	0:18,811	1:02,158	0:22,759	0:20,644	0:18,735	1:02,519	0:22,812	0:20,734	0:18,798	1:02,722	0:22,776	0:20,892	0:18,767
Runde 1	1:18,148	0:27,789	0:22,064	0:28,295	1:12,766	0:25,544	0:22,698	0:24,524	1:09,733	0:28,545	0:21,876	0:19,312	1:14,003	0:27,010	0:22,117	0:24,876	1:06,439	0:33,227	0:30,259	0:22,953
Runde 2	1:26,399	0:31,912	0:30,598	0:23,889	1:26,421	0:33,300	0:30,480	0:22,641	1:25,429	0:32,891	0:29,846	0:22,692	1:26,439	0:33,227	0:30,259	0:22,953	1:06,230	0:23,800	0:22,625	0:19,805
Runde 3	1:06,169	0:24,729	0:22,047	0:19,393	1:05,866	0:24,548	0:21,750	0:19,568	1:04,983	0:23,596	0:22,245	0:19,142	1:05,147	0:24,449	0:21,461	0:19,237	1:04,707	0:23,528	0:22,118	0:19,061
Runde 4	1:03,944	0:22,944	0:21,838	0:19,162	1:03,833	0:23,799	0:21,150	0:18,884	1:04,880	0:23,942	0:22,038	0:18,900	1:04,455	0:23,369	0:22,035	0:19,051	1:04,035	0:23,038	0:21,791	0:19,206
Runde 5	1:03,861	0:23,230	0:21,916	0:18,715	1:03,635	0:23,071	0:21,753	0:18,811	1:05,684	0:23,895	0:22,231	0:19,558	1:04,704	0:23,534	0:21,863	0:19,307	1:04,137	0:23,424	0:21,833	0:18,880
Runde 6	1:04,572	0:23,608	0:21,871	0:19,093	1:04,416	0:23,680	0:21,874	0:18,862	1:04,804	0:23,538	0:21,827	0:19,439	1:03,180	0:23,293	0:21,061	0:18,826	1:04,176	0:23,333	0:21,642	0:19,201
Runde 7	1:03,930	0:23,103	0:21,809	0:19,018	1:04,395	0:23,496	0:21,950	0:18,949	1:04,435	0:23,432	0:21,934	0:19,069	1:04,645	0:23,213	0:21,886	0:19,546	1:04,259	0:22,915	0:22,556	0:18,788
Runde 8	1:03,570	0:23,211	0:21,541	0:18,768	1:03,681	0:23,263	0:21,459	0:18,959	1:03,425	0:22,880	0:21,744	0:18,801	1:04,587	0:23,203	0:22,416	0:18,968	1:03,084	0:22,776	0:21,541	0:18,767
Runde 9	1:03,584	0:23,133	0:21,372	0:19,079	1:02,886	0:22,830	0:21,087	0:18,969	1:03,402	0:22,947	0:21,588	0:18,867	1:03,097	0:22,826	0:21,166	0:19,105	1:03,460	0:23,176	0:21,413	0:18,871
Runde 10	1:03,848	0:23,066	0:21,694	0:19,088	1:03,801	0:23,445	0:21,472	0:18,884	1:03,895	0:23,151	0:21,829	0:18,915	1:04,319	0:22,886	0:22,059	0:19,374	1:03,712	0:23,281	0:21,506	0:18,925
Runde 11	1:03,907	0:23,493	0:21,354	0:19,060	1:03,576	0:23,459	0:21,300	0:18,817	1:04,174	0:23,652	0:21,678	0:18,844	1:02,644	0:22,923	0:20,923	0:18,798	1:03,659	0:23,139	0:21,469	0:19,051
Runde 12	1:03,225	0:23,203	0:20,921	0:19,101	1:03,046	0:23,032	0:21,119	0:18,895	1:03,890	0:23,073	0:21,544	0:19,273	1:03,394	0:22,812	0:21,219	0:19,363	1:03,791	0:23,130	0:21,669	0:18,992
Runde 13	1:02,998	0:22,674	0:21,041	0:19,283	1:04,278	0:23,537	0:21,334	0:19,407	1:04,209	0:23,217	0:21,898	0:19,094	1:04,086	0:22,993	0:21,934	0:19,159	1:04,671	0:24,742	0:21,037	0:18,892
Runde 14	1:02,844	0:22,805	0:20,927	0:19,112	1:03,477	0:23,294	0:20,988	0:19,195	1:03,420	0:23,509	0:21,176	0:18,735	1:03,289	0:23,155	0:21,171	0:18,963	1:02,722	0:23,001	0:20,892	0:18,829
Runde 15	1:02,585	0:22,724	0:20,642	0:19,219	1:03,545	0:23,423	0:21,001	0:19,121	1:02,158	0:22,759	0:20,644	0:18,755	1:02,519	0:22,851	0:20,734	0:18,934				

### R 21 DJKM (OK-Junior) Race 2

Die schnellsten Zeiten

Ort	Nr. Fahrername	Zeit	Streckenl.	Ø Speed
Ziel	131 Dörr, Ben	1:01,828	1190 m	69,3 km/h
Sektion 1	156 Crawford, Jak	0:22,399	452 m	72,6 km/h
Sektion 2	139 O'sullivan, Zak	0:20,642	368 m	64,2 km/h
Sektion 3	131 Dörr, Ben	0:18,459	370 m	72,2 km/h

	Snr.127 Primm, Simon Connor DEU Team NKS		Snr.140 Sciotti, Enzo USA CRG Holland		Snr.109 Mesch, Joel DEU KSM Schumacher Racing Team		Snr.153 Bertini Colla, Leonardo ITA CRG Holland		Snr.166 Zug, Lilly DEU TB Racing Team	
	theoretisch mögliche Bestzeit	Ziel	theoretisch mögliche Bestzeit	Ziel	theoretisch mögliche Bestzeit	Ziel	theoretisch mögliche Bestzeit	Ziel	theoretisch mögliche Bestzeit	Ziel
best	1:02,533	0:22,819	0:20,837	0:18,554	1:02,533	0:22,846	0:21,321	0:18,626	1:03,671	0:23,250
Runde 1	1:10,329	0:27,757	0:21,351	0:21,221	1:10,004	0:27,245	0:22,260	0:20,499	1:08,567	0:26,986
Runde 2	1:26,604	0:33,285	0:30,336	0:22,983	1:26,368	0:33,295	0:30,283	0:22,790	1:24,251	0:31,959
Runde 3	1:06,117	0:24,807	0:21,876	0:19,434	1:05,943	0:24,858	0:21,780	0:19,305	1:05,414	0:24,222
Runde 4	1:05,038	0:23,862	0:22,086	0:19,090	1:05,703	0:24,441	0:21,805	0:19,457	1:05,078	0:23,974
Runde 5	1:05,269	0:23,466	0:22,291	0:19,512	1:04,752	0:23,466	0:22,156	0:19,130	1:05,487	0:24,413
Runde 6	1:03,828	0:23,326	0:21,852	0:18,650	1:04,255	0:23,404	0:21,800	0:19,051	1:04,523	0:23,941
Runde 7	1:03,738	0:22,819	0:21,710	0:19,209	1:03,681	0:23,050	0:21,420	0:19,211	1:03,936	0:23,357
Runde 8	1:06,041	0:23,182	0:22,728	0:20,131	1:03,974	0:23,116	0:21,528	0:19,330	1:04,277	0:23,583
Runde 9	1:03,358	0:23,159	0:21,544	0:18,655	1:03,734	0:23,060	0:21,296	0:19,378	1:03,812	0:23,596
Runde 10	1:04,251	0:23,485	0:21,941	0:18,825	1:04,202	0:23,249	0:21,604	0:19,349	1:04,060	0:23,311
Runde 11	1:02,874	0:23,060	0:21,260	0:18,554	1:03,557	0:23,151	0:21,090	0:19,316	1:04,096	0:23,317
Runde 12	1:03,393	0:23,313	0:21,379	0:18,701	1:04,026	0:23,540	0:21,468	0:19,018	1:04,016	0:23,399
Runde 13	1:02,765	0:22,828	0:21,357	0:18,580	1:04,558	0:23,389	0:21,964	0:19,205	1:04,434	0:23,411
Runde 14	1:03,228	0:23,254	0:21,400	0:18,574	1:02,924	0:22,771	0:21,115	0:19,038	1:03,800	0:23,407
Runde 15	1:02,533	0:23,083	0:20,837	0:18,613	1:03,084	0:22,987	0:20,776	0:19,321	1:03,671	0:23,250

### R 21 DJKM (OK-Junior) Race 2

Die schnellsten Zeiten

Ort	Nr. Fahrername	Zeit	Streckenl.	ø Speed
Ziel	131 Dörr, Ben	1:01,828	1190 m	69,3 km/h
Sektion 1	156 Crawford, Jak	0:22,399	452 m	72,6 km/h
Sektion 2	139 O'sullivan, Zak	0:20,642	368 m	64,2 km/h
Sektion 3	131 Dörr, Ben	0:18,459	370 m	72,2 km/h

	Smr.105 Bergmeister, Jakob DEU KSM Schumacher Racing Team			Smr.126 Dolischka, Jordan AUT KSB RACING TEAM			Smr.114 Ried, Jonas DEU Solgat Motorsport			Smr.165 Tanggaard, Emil DNK HK Motorsport			Smr.143 Ten Brinke, Thomas NLD Ricky Flynn Motorsport			
	theoretisch mögliche Bestzeit	Sektion 1	Sektion 2	Sektion 3	theoretisch mögliche Bestzeit	Sektion 1	Sektion 2	Sektion 3	theoretisch mögliche Bestzeit	Sektion 1	Sektion 2	Sektion 3	theoretisch mögliche Bestzeit	Sektion 1	Sektion 2	Sektion 3
best	1:03,167	0:22,936	0:21,338	0:18,893	1:02,248	0:22,680	0:21,018	0:18,472	1:03,953	0:23,365	0:21,483	0:18,912	1:05,114	0:23,645	0:21,934	0:19,186
Runde 1	1:19,005	0:27,105	0:22,882	0:29,018	1:14,727	0:26,099	0:21,677	0:26,951	1:09,878	0:27,042	0:23,109	0:19,727	1:09,544	0:26,827	0:22,553	0:20,364
Runde 2	1:26,660	0:31,550	0:30,807	0:24,303	1:26,563	0:33,049	0:30,328	0:23,186	1:23,821	0:31,223	0:29,475	0:23,123	1:26,055	0:33,551	0:29,808	0:22,696
Runde 3	1:05,319	0:24,364	0:21,988	0:18,967	1:25,564	0:44,589	0:22,393	0:18,582	1:05,356	0:23,998	0:21,916	0:19,442	1:07,211	0:25,068	0:22,517	0:19,626
Runde 4	1:04,269	0:23,033	0:21,449	0:19,787	1:03,051	0:22,840	0:21,371	0:18,840	1:06,058	0:24,218	0:22,642	0:19,198	1:05,910	0:23,935	0:22,180	0:19,795
Runde 5	1:05,413	0:23,966	0:22,228	0:19,219	1:03,458	0:23,096	0:21,791	0:18,571	1:05,509	0:24,742	0:21,711	0:19,056	1:05,972	0:24,604	0:22,182	0:19,186
Runde 6	1:03,823	0:23,212	0:21,495	0:19,116	1:03,012	0:22,980	0:21,461	0:18,571	1:05,500	0:24,444	0:22,144	0:18,912	1:05,455	0:23,976	0:22,168	0:19,311
Runde 7	1:04,317	0:23,242	0:21,712	0:19,363	1:02,900	0:22,936	0:21,399	0:18,565	1:05,223	0:24,087	0:22,048	0:19,088	1:05,387	0:24,018	0:22,066	0:19,303
Runde 8	1:03,167	0:22,936	0:21,338	0:18,893	1:03,096	0:22,915	0:21,503	0:18,678	1:04,770	0:23,910	0:21,905	0:18,955	1:05,223	0:23,718	0:22,215	0:19,290
Runde 9	1:03,687	0:23,097	0:21,496	0:19,094	1:02,757	0:22,767	0:21,485	0:18,505	1:04,984	0:23,971	0:21,950	0:19,063	1:05,520	0:23,920	0:22,369	0:19,231
Runde 10	1:04,008	0:23,201	0:21,743	0:19,064	1:03,016	0:22,813	0:21,674	0:18,529	1:04,901	0:23,832	0:22,125	0:18,944	1:06,256	0:23,904	0:22,822	0:19,530
Runde 11	1:05,050	0:23,491	0:22,265	0:19,294	1:03,113	0:23,184	0:21,398	0:18,531	1:04,280	0:23,779	0:21,483	0:19,018	1:05,672	0:23,645	0:22,521	0:19,506
Runde 12	1:03,855	0:23,036	0:21,597	0:19,222	1:03,527	0:23,438	0:21,529	0:18,560	1:04,842	0:24,057	0:21,832	0:18,953	1:05,820	0:24,003	0:22,517	0:19,300
Runde 13	1:05,754	0:23,902	0:22,565	0:19,287	1:03,025	0:22,969	0:21,451	0:18,605	1:04,501	0:23,774	0:21,762	0:18,965	1:05,430	0:23,772	0:22,132	0:19,526
Runde 14	1:06,584	0:23,945	0:23,135	0:19,504	1:02,447	0:22,870	0:21,105	0:18,472	1:03,953	0:23,365	0:21,665	0:18,923	1:09,654	0:26,548	0:23,336	0:19,770
Runde 15	1:07,273	0:24,034	0:23,084	0:20,155	1:02,248	0:22,680	0:21,018	0:18,550	1:04,222	0:23,502	0:21,780	0:18,940	1:05,114	0:23,760	0:21,934	0:19,420

### R 21 DJKM (OK-Junior) Race 2

#### Die schnellsten Zeiten

Ort	Nr. Fahrername	Zeit	Streckenl.	ø Speed
Ziel	131 Dörr, Ben	1:01,828	1190 m	69,3 km/h
Sektion 1	156 Crawford, Jak	0:22,399	452 m	72,6 km/h
Sektion 2	139 O'sullivan, Zak	0:20,642	368 m	64,2 km/h
Sektion 3	131 Dörr, Ben	0:18,459	370 m	72,2 km/h

	Stmr.135 Degnbol, Noah DNK RS Competition	Stmr.163 Van Loenen, Bastiaan NLD Zanardi Racing Team	Stmr.124 Hejgaard, Mikkel DNK KSB RACING TEAM	Stmr.172 Leistra, Luca BEL KMS EUROPE KFT	Stmr.122 Ringdahl, Neo SWE JP Racing
	theoretisch mögliche Bestzeit 1:04,310	theoretisch mögliche Bestzeit 1:10,529	theoretisch mögliche Bestzeit 1:03,237	theoretisch mögliche Bestzeit 1:04,034	theoretisch mögliche Bestzeit 1:04,368
best	Ziel Sektion 1 Sektion 2 Sektion 3 1:04,347 0:23,447 0:21,873 0:18,990	Ziel Sektion 1 Sektion 2 Sektion 3 1:10,803 0:25,900 0:23,940 0:20,689	Ziel Sektion 1 Sektion 2 Sektion 3 1:03,272 0:22,890 0:21,411 0:18,936	Ziel Sektion 1 Sektion 2 Sektion 3 1:04,689 0:23,263 0:21,674 0:19,097	Ziel Sektion 1 Sektion 2 Sektion 3 1:04,851 0:23,326 0:21,796 0:19,246
Runde 1	1:22,738 0:28,395 0:24,989 0:29,354	1:13,922 0:28,757 0:24,020 0:21,145	1:18,276 0:26,844 0:22,637 0:28,795	1:26,286 0:28,537 0:26,839 0:30,910	1:09,967 0:27,263 0:22,289 0:20,415
Runde 2	1:26,685 0:30,949 0:30,854 0:24,882	1:20,505 0:27,793 0:28,747 0:23,965	1:26,258 0:31,520 0:30,760 0:23,978	1:26,223 0:30,431 0:30,584 0:25,208	1:26,172 0:33,679 0:29,751 0:22,742
Runde 3	1:07,875 0:24,606 0:22,878 0:20,391	1:12,860 0:27,476 0:24,062 0:21,322	1:05,807 0:24,358 0:22,272 0:19,177	1:05,153 0:23,638 0:21,813 0:19,702	1:06,261 0:24,563 0:22,452 0:19,246
Runde 4	1:05,790 0:23,725 0:22,445 0:19,620	1:12,020 0:26,749 0:24,021 0:21,250	1:04,780 0:23,340 0:21,870 0:19,570	1:05,214 0:23,720 0:21,674 0:19,820	1:05,243 0:23,742 0:22,000 0:19,501
Runde 5	1:04,928 0:23,551 0:22,193 0:19,184	1:11,935 0:26,887 0:23,940 0:21,108	1:04,283 0:23,397 0:21,950 0:18,936	1:04,689 0:23,799 0:21,793 0:19,097	1:05,050 0:23,557 0:22,155 0:19,338
Runde 6	1:06,980 0:23,872 0:23,205 0:19,903	1:11,963 0:26,383 0:24,413 0:21,167	1:04,802 0:23,449 0:22,039 0:19,314	1:04,991 0:23,654 0:22,041 0:19,296	1:04,851 0:23,326 0:21,796 0:19,729
Runde 7	1:05,120 0:23,690 0:22,330 0:19,100	1:11,964 0:26,358 0:24,917 0:20,689	1:05,347 0:23,586 0:21,959 0:19,802	1:05,486 0:23,263 0:22,085 0:20,138	1:08,195 0:24,393 0:22,436 0:21,366
Runde 8	1:04,823 0:23,533 0:22,300 0:18,990	1:10,803 0:25,900 0:23,974 0:20,929	1:04,559 0:23,029 0:22,533 0:18,997	0:23,456	
Runde 9	1:05,502 0:23,948 0:22,476 0:19,178	1:13,235 0:26,554 0:25,432 0:21,249	1:03,272 0:22,890 0:21,411 0:18,971		
Runde 10	1:04,347 0:23,447 0:21,873 0:19,027	1:21,741 0:29,802 0:28,708 0:23,231	0:22,972		
Runde 11					

Strecke / track: 1190m  
 started: 34 classified: 34 not classified: 0

fastest Lap Mesch, Joel at: 0:48,927

Pos	St. Nr.	Fahrer Driver	Nation	Bewerber/Sponsor	Nation	Lizenz/B-Lizenz	Chassis/Motor/Reifen	Points	Runden Laps	Gesamtzeit Differenz	Abstand Gap	beste Runde best Lap	in R. in L.	o Geschw. o Speed
1	128	Ogaard, Sebastian	DNK	TK Racing	DNK	55995 52208	FA Kart / TM / Vega	25	17	14:08,204		0:49,141	17	85,9 km/h 87,2 km/h
2	131	Dörr, Ben	DEU	TB Racing Team	DEU	IKCJ 1162845 KBF 1116906	Kart Republic / Parilla / Vega	20	17	14:11,137 0:02,933	0:02,933	0:49,167	17	85,6 km/h 87,1 km/h
3	172	Leistra, Luca	BEL	KMS EUROPE KFT	HUN	909365 804	Tony Kart / TM / Vega	16	17	14:12,116 0:03,912	0:00,979	0:49,071	16	85,5 km/h 87,3 km/h
4	143	Ten Brinke, Thomas	NLD	Ricky Flynn Motorsport	GBR	40662 162392	FA Kart / Vortex / Vega	13	17	14:12,410 0:04,206	0:00,294	0:48,996	17	85,4 km/h 87,4 km/h
5	157	Villa, Edoardo Ludovico	ITA	Tbkart Srl	ITA	360523 297356	TB-Kart / TM / Vega	*	17	14:16,143 0:07,939	0:03,733	0:49,276	14	85,1 km/h 86,9 km/h
6	160	Haralampiev, Maksim	DEU	Maxim Racing Sport	DEU	IKCJ 1165951 KBF 1167038	EXPRIT / TM / Vega	*	17	14:16,358 0:08,154	0:00,215	0:49,035	17	85 km/h 87,7 km/h
7	109	Mesch, Joel	DEU	KSM Schumacher Racing Team	DEU	IKCJ 1179312 KBF 1067587	Tony Kart / Vortex / Vega	11	17	14:16,416 0:08,212	0:00,058	0:48,927	17	85 km/h 87,6 km/h
8	156	Crawford, Jak	USA	Kosmic Racing Department	ITA	K1851-SK-18 JR-c 296927	Kosmic / Vortex / Vega	10	17	14:17,745 0:09,541	0:01,329	0:49,318	17	84,9 km/h 86,9 km/h
9	153	Bertini Colla, Leonardo	ITA	CRG Holland	NLD	370635 15521	CRG / TM / Vega	9	17	14:18,408 0:10,204	0:00,663	0:49,248	16	84,8 km/h 87 km/h
10	135	Degnbol, Noah	DNK	RS Competition	DNK	65659 36053	Tony Kart / Vortex / Vega	8	17	14:19,747 0:11,543	0:01,339	0:49,049	16	84,7 km/h 87,3 km/h
11	124	Højgaard, Mikkel	DNK	KSB RACING TEAM	AUT	53445 BK 002	Kosmic / Vortex / Vega	7	17	14:20,074 0:11,870	0:00,327	0:49,255	16	84,7 km/h 87 km/h
12	105	Bergmeister, Jakob	DEU	KSM Schumacher Racing Team	DEU	IKCJ 1156048 KBF 1067587	Tony Kart / Vortex / Vega	6	17	14:21,786 0:13,582	0:01,712	0:49,324	14	84,5 km/h 86,9 km/h
13	144	Aron, Paul	EST	Ricky Flynn Motorsport	GBR	9911 162392	FA ALONSO / VORTEX / Vega	5	17	14:21,851 0:13,647	0:00,065	0:49,335	17	84,5 km/h 86,8 km/h
14	107	Hantke, Nico	DEU	3G Racing	DEU	IKCJ 1145936 KBF 1164077	Tony Kart / Parilla / Vega	4	17	14:22,208 0:14,004	0:00,357	0:49,369	15	84,5 km/h 86,8 km/h
15	116	Zanfari, Suleiman	MAR	LOTUS RACING KARTS	SVN	003/0701E 0225	Tony Kart / Vortex / Vega	3	17	14:23,356 0:15,152	0:01,148	0:49,352	16	84,4 km/h 86,8 km/h
16	167	Pul, Jonas	NLD	CRG Holland	NLD	42501 15521	CRG / IAME / Vega	*	17	14:24,595 0:16,391	0:01,239	0:49,351	17	84,2 km/h 86,8 km/h
17	126	Dolischka, Jorden	AUT	KSB RACING TEAM	AUT	JK 2107 BK 002	Kosmic / Vortex / Vega	2	17	14:25,020 0:16,816	0:00,425	0:49,551	11	84,2 km/h 86,5 km/h
18	139	O'sullivan, Zak	GBR	Ricky Flynn Motorsport	GBR	274547 162392	FA Kart / Vortex / Vega	1	17	14:25,363 0:17,159	0:00,343	0:49,460	16	84,2 km/h 86,6 km/h
19	115	Litvinenko, Egor	DEU	FS-RL Competition	DEU	IKCJ 1181442 KBF 123456	CRG / TM / Vega	0	17	14:25,569 0:17,365	0:00,206	0:49,392	17	84,1 km/h 86,7 km/h
20	125	Karlsson, William	SWE	JP Racing	SWE	20051018587 105	Exprit / TM / Vega	0	17	14:27,039 0:18,835	0:01,470	0:49,524	14	84 km/h 86,5 km/h
21	127	Primm, Simon Connor	DEU	Team NKS	DEU	IKCJ 1171081 KBF 1050071	DR / TM / Vega	0	17	14:28,346 0:20,142	0:01,307	0:49,527	15	83,9 km/h 86,5 km/h
22	108	Weimann, Jule	DEU	Solgat Motorsport	DEU	IKCJ 1159312 KBF 1079882	Birel / TM / Vega	0	17	14:28,934 0:20,730	0:00,588	0:49,604	16	83,8 km/h 86,4 km/h
23	129	Ploeg, Bart	NLD	Zanardi Racing Team	NLD	40401 28613	Zanardi / Parilla / Vega	0	17	14:29,380 0:21,176	0:00,446	0:49,494	13	83,8 km/h 86,6 km/h
24	122	Ringdahl, Neo	SWE	JP Racing	SWE	20060328569 105	Exprit / Vortex / Vega	0	17	14:32,717 0:24,513	0:03,337	0:49,607	17	83,4 km/h 86,4 km/h
25	112	Lagrotteria, Antonio	CHE	Innovate Competition	CHE	500238 500033	Exprit / Vortex / Vega	0	17	14:38,387 0:30,183	0:05,670	0:50,028	8	82,9 km/h 85,6 km/h
26	163	Van Loenen, Bastiaan	NLD	Zanardi Racing Team	NLD	38067 28613	Zanardi / Parilla / Vega	0	17	14:38,731 0:30,527	0:00,344	0:49,858	14	82,9 km/h 85,9 km/h
27	110	Rosam, Max	DEU	TR Motorsport	DEU	IKCJ 1162238 KBF 1080519	Jesolo / TM / Vega	0	13	12:28,785 4 R	4 R	0:50,669	4	74,4 km/h 84,5 km/h
28	165	Tanggaard, Emil	DNK	HK Motorsport	DNK	66542 81330	Kart Republic / IAME / Vega	*	10	9:06,200 7 R	3 R	0:52,321	3	78,4 km/h 81,9 km/h
29	114	Ried, Jonas	DEU	Solgat Motorsport	DEU	IKCJ 1167350 KBF 1079882	Ricciardo / TM / Vega	0	6	5:14,579 11 R	4 R	0:50,110	5	81,7 km/h 85,5 km/h
30	130	Knopp, Josef	CZE	TB Racing Team	DEU	1017 KBF 1116906	Kart Republic / Parilla / Vega	0	6	5:14,974 11 R	0:00,395	0:50,282	6	81,6 km/h 85,2 km/h
31	166	Zug, Lilly	DEU	TB Racing Team	DEU	IKCJ 1173305 KBF 1116906	Kart Republic / Parilla / Vega	0	6	5:16,119 11 R	0:01,145	0:50,096	6	81,3 km/h 85,5 km/h
32	136	Rees, Matthew	GBR	Ricky Flynn Motorsport	GBR	252931 162392	FA Kart / Vortex / Vega	0	1	0:55,495 16 R	5 R	0:53,766	1	77,2 km/h 79,7 km/h
33	138	Askey, Kai	GBR	Ricky Flynn Motorsport	GBR	296774 162392	FA Kart / Vortex / Vega	0	1	0:55,631 16 R	0:00,136	0:54,014	1	77 km/h 79,3 km/h
34	140	Scianti, Enzo	USA	CRG Holland	NLD	K1845-SK-18 JR-c 15521	CRG / TM / Vega	0	1	0:59,146 16 R	0:03,515	0:56,242	1	72,4 km/h 76,2 km/h

StNr. 122,129,112,163 5 sec penalty Frontfairing

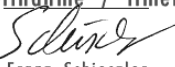
StNr. 160 5 sec penalty


Rennleitung: Rüdiger Luth Racedirektor: Thomas Lainer

Sportkommissare: Thomas Ferrero / Ulrich Bell / Franz-Josef Serr / FrankTautenhahn

Techn. Kommissare: H.-J. Dangers / A.Sengpiel / M. Grasshoff / C. Schmidt / D.Pietzko / W.Amend / M.Ambrosius

Zeinnahme: KART-DATA timing service Franz Schieszler / Manuela Hintner

Zeinnahme / timekeeping  
 control  
  
 Franz Schieszler



17	138	Ricky Flynn Motorsport Askey Kai Startposition 33	17	140	CRG Holland Scinti Enzo Startposition 34
16	166	TB Racing Team Zug Lilly Startposition 31	16	136	Ricky Flynn Motorsport Rees Matthew Startposition 32
15	114	Solgat Motorsport Ried Jonas Startposition 29	15	130	TB Racing Team Knopp Josef Startposition 30
14	110	TR Motorsport Rosam Max Startposition 27	14	165	HK Motorsport Tanggaard Emil Startposition 28
13	112	Innovate Competition Lagrotteria Antonio Startposition 25	13	163	Zanardi Racing Team Van Loenen Bastiaan Startposition 26
12	129	Zanardi Racing Team Ploeg Bart Startposition 23	12	122	JP Racing Ringdahl Neo Startposition 24
11	127	Team NKS Primm Simon Connor Startposition 21	11	108	Solgat Motorsport Weimann Jule Startposition 22
10	115	FS-RL Competition Litvinenko Egor Startposition 19	10	125	JP Racing Karlsson William Startposition 20
9	126	KSB RACING TEAM Dolischka Jordan Startposition 17	9	139	Ricky Flynn Motorsport O'sullivan Zak Startposition 18
8	116	LOTUS RACING KARTS Zanfari Suleiman Startposition 15	8	167	CRG Holland Pul Jonas Startposition 16
7	144	Ricky Flynn Motorsport Aron Paul Startposition 13	7	107	3G Racing Hantke Nico Startposition 14
6	124	KSB RACING TEAM Højgaard Mikkel Startposition 11	6	105	KSM Schumacher Racing Team Bergmeister Jakob Startposition 12
5	153	CRG Holland Bertini Colla Leonardo Startposition 9	5	135	RS Competition Degnbol Noah Startposition 10
4	109	KSM Schumacher Racing Team Mesch Joel Startposition 7	4	156	Kosmic Racing Department Crawford Jak Startposition 8
3	157	Tbkart Srl Villa Edoardo Ludovico Startposition 5	3	160	Maxim Racing Sport Haralampiev Maksim Startposition 6
2	172	KMS EUROPE KFT Leistra Luca Startposition 3	2	143	Ricky Flynn Motorsport Ten Brinke Thomas Startposition 4
1	128	TK Racing Øgaard Sebastian Startposition 1	1	131	TB Racing Team Dörr Ben Startposition 2


**Starting Grid DJKM (OK-Junior) Race 2**
**Rennen 21**

**R 16 DJKM (OK-Junior) Race 1**

Strecke / track: 1190

Fahrername Driver	Øgaard Sebastian	Dörr Ben	Leistra Luca	Ten Brinke Thomas	Edoardo Ludovico	Haralampiev Maksim	Mesch Joel	Crawford Jak	Bertini Colla Leonardo	Degnol Noah	Højgaard Mikkel	Bergmeister Jakob
schnellste in Runde	0:49,141 Rn. 17	0:49,167 Rn. 17	0:49,071 Rn. 16	0:48,996 Rn. 17	0:49,276 Rn. 14	0:49,035 Rn. 17	0:48,927 Rn. 17	0:49,318 Rn. 17	0:49,248 Rn. 16	0:49,049 Rn. 16	0:49,255 Rn. 16	0:49,324 Rn. 14
Speed	87,2 km/h	87,1 km/h	87,3 km/h	87,4 km/h	86,9 km/h	87,4 km/h	87,6 km/h	86,9 km/h	87,0 km/h	87,3 km/h	87,0 km/h	86,9 km/h
Lap 1	0:52,104	0:52,656	0:52,044	0:52,482	0:54,067	0:53,820	0:55,679	0:53,732	0:53,606	0:55,612	0:52,603	0:55,912
Lap 2	0:50,780	0:51,179	0:51,832	0:51,216	0:51,981	0:51,797	0:51,936	0:51,268	0:51,557	0:52,087	0:51,603	0:51,558
Lap 3	0:50,514	0:50,436	0:51,350	0:50,541	0:50,215	0:49,995	0:51,039	0:50,377	0:50,457	0:50,852	0:50,744	0:51,451
Lap 4	0:50,231	0:51,520	0:51,010	0:52,788	0:50,956	0:50,782	0:50,580	0:52,011	0:50,871	0:50,770	0:52,097	0:50,547
Lap 5	0:50,114	0:49,923	0:50,102	0:50,687	0:50,476	0:49,783	0:50,568	0:50,355	0:51,960	0:51,153	0:50,673	0:50,277
Lap 6	0:49,976	0:49,909	0:50,382	0:50,553	0:51,090	0:49,822	0:51,076	0:51,160	0:50,492	0:51,761	0:53,908	0:51,835
Lap 7	0:49,712	0:49,798	0:49,743	0:49,795	0:49,910	0:49,524	0:49,774	0:49,854	0:50,097	0:50,073	0:49,791	0:50,456
Lap 8	0:49,663	0:49,622	0:49,647	0:49,635	0:50,169	0:49,601	0:49,897	0:50,224	0:49,857	0:49,937	0:49,970	0:50,323
Lap 9	0:49,544	0:49,848	0:49,542	0:49,484	0:49,889	0:49,767	0:49,699	0:50,178	0:49,892	0:49,451	0:50,115	0:49,560
Lap 10	0:49,333	0:49,518	0:49,524	0:49,593	0:49,560	0:49,649	0:49,255	0:49,768	0:49,904	0:50,002	0:49,687	0:50,094
Lap 11	0:49,298	0:49,446	0:49,446	0:49,382	0:49,556	0:49,521	0:49,232	0:49,865	0:49,821	0:49,183	0:49,548	0:49,805
Lap 12	0:49,201	0:49,361	0:49,331	0:49,153	0:49,619	0:49,302	0:49,214	0:49,583	0:49,470	0:49,241	0:49,570	0:50,003
Lap 13	0:49,390	0:49,258	0:49,319	0:49,141	0:49,381	0:49,385	0:49,233	0:49,604	0:50,158	0:49,217	0:49,369	0:49,516
Lap 14	0:49,220	0:49,240	0:49,307	0:49,154	0:49,276	0:49,411	0:49,466	0:49,834	0:49,523	0:49,347	0:49,764	0:49,324
Lap 15	0:49,282	0:49,307	0:49,746	0:49,141	0:49,307	0:49,266	0:49,208	0:49,504	0:49,387	0:49,099	0:49,258	0:49,695
Lap 16	0:49,237	0:49,372	0:49,071	0:49,297	0:49,453	0:49,179	0:48,995	0:49,449	0:49,248	0:49,049	0:49,255	0:49,611
Lap 17	0:49,141	0:49,167	0:49,256	0:48,996	0:49,330	0:49,035	0:48,927	0:49,318	0:49,655	0:50,789	0:50,569	0:49,547

### R 16 DJKM (OK-Junior) Race 1

Strecke / track: 1190

Fahrername Driver	Aron Paul	Hanike Nico	Zanfari Suleiman	Pul Jonas	Dolischka Jordan	O 'sullivan Zak	Litvinenko Egor	Karlsson William	Primm Simon Connor	Weimann Jule	Ploeg Bart	Ringdahl Neo
schnellste in Runde	0:49,335 Rn. 17	0:49,369 Rn. 15	0:49,352 Rn. 16	0:49,351 Rn. 17	0:49,551 Rn. 11	0:49,460 Rn. 16	0:49,392 Rn. 17	0:49,524 Rn. 14	0:49,527 Rn. 15	0:49,604 Rn. 16	0:49,494 Rn. 13	0:49,607 Rn. 17
Speed	86,8 km/h	86,8 km/h	86,8 km/h	86,8 km/h	86,5 km/h	86,6 km/h	86,7 km/h	86,5 km/h	86,5 km/h	86,4 km/h	86,6 km/h	86,4 km/h
Lap 1	0:54,448	0:55,215	0:55,418	0:54,759	0:57,547	0:56,215	0:56,558	0:57,061	0:55,496	0:56,312	0:54,548	0:55,973
Lap 2	0:51,940	0:54,185	0:52,363	0:51,449	0:52,345	0:53,660	0:53,467	0:55,628	0:55,044	0:57,571	0:52,336	0:52,549
Lap 3	0:50,734	0:51,595	0:50,619	0:51,232	0:51,991	0:51,365	0:51,470	0:51,327	0:53,303	0:51,677	0:51,655	0:54,466
Lap 4	0:50,105	0:50,412	0:51,461	0:50,463	0:50,471	0:51,057	0:50,415	0:50,485	0:52,064	0:50,891	0:50,910	0:51,446
Lap 5	0:53,012	0:50,367	0:50,996	0:50,733	0:50,825	0:50,800	0:51,489	0:50,960	0:51,032	0:50,452	0:51,284	0:50,890
Lap 6	0:51,499	0:50,376	0:50,383	0:50,872	0:49,953	0:50,031	0:50,272	0:49,858	0:50,880	0:51,092	0:51,447	0:50,125
Lap 7	0:51,127	0:51,305	0:50,807	0:50,149	0:50,862	0:50,676	0:50,578	0:50,055	0:50,211	0:49,994	0:50,166	0:50,299
Lap 8	0:49,888	0:50,053	0:50,081	0:50,731	0:49,711	0:49,776	0:49,908	0:49,944	0:49,938	0:49,922	0:49,907	0:50,523
Lap 9	0:49,415	0:49,668	0:49,738	0:50,007	0:49,859	0:49,695	0:49,746	0:49,937	0:50,027	0:50,118	0:49,564	0:49,740
Lap 10	0:49,949	0:49,778	0:49,752	0:50,645	0:49,707	0:49,736	0:50,087	0:50,209	0:50,162	0:50,044	0:50,812	0:50,358
Lap 11	0:49,824	0:49,519	0:49,563	0:49,923	0:49,551	0:49,523	0:49,520	0:49,667	0:49,574	0:49,796	0:49,817	0:49,666
Lap 12	0:50,272	0:50,297	0:51,004	0:51,667	0:49,796	0:50,128	0:49,564	0:49,725	0:49,794	0:49,667	0:50,693	0:49,774
Lap 13	0:49,564	0:49,482	0:49,743	0:50,676	0:50,472	0:51,341	0:50,720	0:49,854	0:49,777	0:49,774	0:49,494	0:49,691
Lap 14	0:49,424	0:49,441	0:49,434	0:49,586	0:49,672	0:49,535	0:49,893	0:49,524	0:49,617	0:49,638	0:50,010	0:49,793
Lap 15	0:49,506	0:49,369	0:49,595	0:49,658	0:49,599	0:49,463	0:49,589	0:49,616	0:49,527	0:49,783	0:49,897	0:49,775
Lap 16	0:49,366	0:49,388	0:49,352	0:49,641	0:49,604	0:49,460	0:49,454	0:49,626	0:49,677	0:49,604	0:49,944	0:49,727
Lap 17	0:49,335	0:49,377	0:49,487	0:49,351	0:49,593	0:49,599	0:49,392	0:49,736	0:49,527	0:49,704	0:50,026	0:49,607



## R 16 DJKM (OK-Junior) Race 1

Strecke / track: 1190

Fahrername Driver	Lagrotteria Antonio	Van Loenen Bastiaan	Rosam Max	Tangaard Emil	Ried Jonas	Knopp Josef	Zug Lilly	Rees Matthew	Askey Kai	Scionti Enzo
schnellste Runde in Runde	0:50,028 Rn. 8	0:49,858 Rn. 14	0:50,669 Rn. 4	0:52,321 Rn. 3	0:50,110 Rn. 5	0:50,282 Rn. 6	0:50,096 Rn. 6	0:53,766 Rn. 1	0:54,014 Rn. 1	0:56,242 Rn. 1
Speed	85,6 km/h	85,9 km/h	84,5 km/h	81,9 km/h	85,5 km/h	85,2 km/h	85,5 km/h	79,7 km/h	79,3 km/h	76,2 km/h
Lap 1	0:56,333	0:57,479	0:58,126	1:03,156	0:56,834	0:55,433	0:56,932	0:53,766	0:54,014	0:56,242
Lap 2	0:55,220	0:53,443	0:52,082	0:52,974	0:52,040	0:51,593	0:52,514			
Lap 3	0:51,116	0:51,933	0:51,591	0:52,321	0:51,119	0:51,820	0:51,312			
Lap 4	0:51,311	0:51,350	0:50,669	0:52,529	0:50,590	0:52,909	0:50,684			
Lap 5	0:51,453	0:52,240	0:52,938	0:53,035	0:50,110	0:50,915	0:50,739			
Lap 6	0:50,551	0:51,008	0:51,501	0:53,213	0:50,742	0:50,282	0:50,096			
Lap 7	0:50,496	0:50,817	0:54,085	0:53,842						
Lap 8	0:50,028	0:50,180	0:56,059	0:52,362						
Lap 9	0:50,327	0:50,285	1:30,919	0:53,556						
Lap 10	0:50,819	0:49,999	0:54,833	0:55,440						
Lap 11	0:50,047	0:50,501	0:56,557							
Lap 12	0:50,316	0:50,115	0:58,641							
Lap 13	0:50,491	0:50,136	0:56,796							
Lap 14	0:50,171	0:49,858								
Lap 15	0:50,250	0:50,651								
Lap 16	0:50,437	0:50,205								
Lap 17	0:50,069	0:49,929								

**R 16 DJKM (OK-Junior) Race 1**

Ziel		Sektion 1		Sektion 2		Sektion 3	
Fahrername	Zeit	Fahrername	Zeit	Fahrername	Zeit	Fahrername	Zeit
1 109 Mesch,Joel	0:48,927	109 Mesch,Joel	0:17,916	109 Mesch,Joel	0:15,770	143 Ten Brinke,Thomas	0:15,183
2 143 Ten Brinke,Thomas	0:48,996	135 Degnbol,Noah	0:17,938	143 Ten Brinke,Thomas	0:15,781	109 Mesch,Joel	0:15,187
3 160 Haralampiev,Maksim	0:49,035	172 Leistra,Luca	0:17,984	172 Leistra,Luca	0:15,788	160 Haralampiev,Maksim	0:15,236
4 135 Degnbol,Noah	0:49,049	128 Øgaard,Sebastian	0:17,989	160 Haralampiev,Maksim	0:15,797	135 Degnbol,Noah	0:15,240
5 172 Leistra,Luca	0:49,071	143 Ten Brinke,Thomas	0:17,996	153 Bertini Colla,Leonardo	0:15,800	128 Øgaard,Sebastian	0:15,262
6 128 Øgaard,Sebastian	0:49,141	160 Haralampiev,Maksim	0:18,000	157 Villa,Edoardo Ludovico	0:15,814	144 Aron,Paul	0:15,270
7 131 Dörr,Ben	0:49,167	116 Zanfari,Suleiman	0:18,005	131 Dörr,Ben	0:15,820	172 Leistra,Luca	0:15,283
8 153 Bertini Colla,Leonardo	0:49,248	153 Bertini Colla,Leonardo	0:18,013	128 Øgaard,Sebastian	0:15,825	157 Villa,Edoardo Ludovico	0:15,286
9 124 Højgaard,Mikkel	0:49,255	144 Aron,Paul	0:18,014	135 Degnbol,Noah	0:15,851	153 Bertini Colla,Leonardo	0:15,294
10 157 Villa,Edoardo Ludovico	0:49,276	131 Dörr,Ben	0:18,020	139 O´ sullivan,Zak	0:15,857	124 Højgaard,Mikkel	0:15,294
11 156 Crawford,Jak	0:49,318	107 Hamtke,Nico	0:18,020	105 Bergmeister,Jakob	0:15,862	131 Dörr,Ben	0:15,316
12 105 Bergmeister,Jakob	0:49,324	124 Højgaard,Mikkel	0:18,029	126 Dolischka,Jorden	0:15,870	107 Hamtke,Nico	0:15,326
13 144 Aron,Paul	0:49,335	156 Crawford,Jak	0:18,034	124 Højgaard,Mikkel	0:15,872	105 Bergmeister,Jakob	0:15,334
14 167 Pul,Jonas	0:49,351	105 Bergmeister,Jakob	0:18,069	127 Primm,Simon Connor	0:15,880	156 Crawford,Jak	0:15,354
15 116 Zanfari,Suleiman	0:49,352	115 Litvinenko,Egor	0:18,074	167 Pul,Jonas	0:15,888	116 Zanfari,Suleiman	0:15,370
16 107 Hamtke,Nico	0:49,369	167 Pul,Jonas	0:18,085	115 Litvinenko,Egor	0:15,894	115 Litvinenko,Egor	0:15,372
17 115 Litvinenko,Egor	0:49,392	157 Villa,Edoardo Ludovico	0:18,087	125 Karlsson,William	0:15,901	167 Pul,Jonas	0:15,378
18 139 O´ sullivan,Zak	0:49,460	139 O´ sullivan,Zak	0:18,095	156 Crawford,Jak	0:15,920	125 Karlsson,William	0:15,396
19 129 Ploeg,Bart	0:49,494	125 Karlsson,William	0:18,101	129 Ploeg,Bart	0:15,920	108 Weimann,Jule	0:15,399
20 125 Karlsson,William	0:49,524	108 Weimann,Jule	0:18,101	122 Ringdahl,Neo	0:15,927	139 O´ sullivan,Zak	0:15,402
21 127 Primm,Simon Connor	0:49,527	129 Ploeg,Bart	0:18,117	107 Hamtke,Nico	0:15,936	122 Ringdahl,Neo	0:15,410
22 126 Dolischka,Jorden	0:49,551	127 Primm,Simon Connor	0:18,145	108 Weimann,Jule	0:15,959	127 Primm,Simon Connor	0:15,412
23 108 Weimann,Jule	0:49,604	126 Dolischka,Jorden	0:18,188	144 Aron,Paul	0:15,962	129 Ploeg,Bart	0:15,433
24 122 Ringdahl,Neo	0:49,607	122 Ringdahl,Neo	0:18,199	116 Zanfari,Suleiman	0:15,966	126 Dolischka,Jorden	0:15,437
25 163 Van Loenen,Bastiaan	0:49,858	163 Van Loenen,Bastiaan	0:18,228	163 Van Loenen,Bastiaan	0:16,070	112 Lagrotteria,Antonio	0:15,518
26 112 Lagrotteria,Antonio	0:50,028	112 Lagrotteria,Antonio	0:18,233	114 Ried,Jonas	0:16,125	163 Van Loenen,Bastiaan	0:15,528
27 166 Zug,Lilly	0:50,096	114 Ried,Jonas	0:18,276	166 Zug,Lilly	0:16,149	166 Zug,Lilly	0:15,579
28 114 Ried,Jonas	0:50,110	130 Knopp,Josef	0:18,288	112 Lagrotteria,Antonio	0:16,168	114 Ried,Jonas	0:15,580
29 130 Knopp,Josef	0:50,282	166 Zug,Lilly	0:18,353	130 Knopp,Josef	0:16,357	130 Knopp,Josef	0:15,622
30 110 Rosam,Max	0:50,669	110 Rosam,Max	0:18,453	110 Rosam,Max	0:16,360	110 Rosam,Max	0:15,764
31 165 Tanggaard,Emil	0:52,321	140 Scionti,Enzo	0:18,517	138 Askey,Kai	0:16,638	165 Tanggaard,Emil	0:16,005
32 136 Rees,Matthew	0:53,766	136 Rees,Matthew	0:18,744	136 Rees,Matthew	0:16,744	140 Scionti,Enzo	0:16,308
33 138 Askey,Kai	0:54,014	138 Askey,Kai	0:18,754	165 Tanggaard,Emil	0:16,850	136 Rees,Matthew	0:16,500
34 140 Scionti,Enzo	0:56,242	165 Tanggaard,Emil	0:18,964	140 Scionti,Enzo	0:16,904	138 Askey,Kai	0:16,536

R 16 DJKM (OK-Junior) Race 1

Die schnellsten Zeiten

Ort	Nr. Fahrername	Zeit	Streckenl.	ø Speed
Ziel	109 Mesch,Joel	0:48,927	1190 m	87,6 km/h
Sektion 1	109 Mesch,Joel	0:17,916	452 m	90,8 km/h
Sektion 2	109 Mesch,Joel	0:15,770	368 m	84,0 km/h
Sektion 3	143 Ten Brinke,Thomas	0:15,183	370 m	87,7 km/h

	Snr.128 Øgaard,Sebastian DNK TK Racing		Snr.131 Dörr,Ben DEU TB Racing Team		Snr.160 Haralampiev,Maksim DEU Maxim Racing Sport		Snr.172 Leistra,Luca BEL KMS EUROPE KFT		Snr.143 Ten Brinke,Thomas NLD Ricky Flynn Motorsport					
	theoretisch mögliche Bestzeit	0:49,076	theoretisch mögliche Bestzeit	0:49,156	theoretisch mögliche Bestzeit	0:49,033	theoretisch mögliche Bestzeit	0:49,055	theoretisch mögliche Bestzeit	0:48,960				
best	0:49,141	0:17,989	0:15,825	0:15,262	0:49,167	0:18,020	0:15,820	0:15,316	0:49,071	0:17,994	0:15,283	0:48,996	0:15,781	0:15,183
Runde 1	0:52,104	0:19,631	0:16,654	0:15,819	0:52,656	0:20,315	0:16,491	0:15,850	0:52,044	0:19,269	0:16,781	0:52,482	0:20,036	0:16,441
Runde 2	0:50,780	0:18,518	0:16,503	0:15,759	0:51,179	0:18,767	0:16,714	0:15,698	0:51,832	0:19,255	0:16,734	0:51,216	0:18,795	0:16,613
Runde 3	0:50,514	0:18,343	0:16,367	0:15,804	0:50,436	0:18,572	0:16,218	0:15,646	0:51,350	0:19,263	0:16,373	0:50,541	0:18,498	0:16,282
Runde 4	0:50,231	0:18,319	0:16,254	0:15,658	0:51,520	0:18,554	0:17,083	0:15,883	0:51,010	0:18,371	0:16,550	0:52,788	0:18,471	0:17,939
Runde 5	0:50,114	0:18,263	0:16,257	0:15,594	0:49,923	0:18,244	0:16,108	0:15,571	0:50,102	0:18,319	0:16,184	0:50,687	0:18,813	0:16,240
Runde 6	0:49,976	0:18,210	0:16,186	0:15,580	0:49,909	0:18,252	0:16,168	0:15,489	0:50,382	0:18,629	0:16,143	0:50,553	0:18,781	0:16,237
Runde 7	0:49,712	0:18,189	0:15,976	0:15,547	0:49,798	0:18,211	0:16,077	0:15,510	0:49,743	0:18,207	0:16,035	0:49,795	0:18,209	0:16,016
Runde 8	0:49,663	0:18,168	0:16,039	0:15,456	0:49,622	0:18,169	0:16,019	0:15,434	0:49,647	0:18,184	0:15,942	0:49,635	0:18,164	0:16,013
Runde 9	0:49,544	0:18,138	0:16,015	0:15,391	0:49,848	0:18,111	0:15,866	0:15,871	0:49,542	0:18,152	0:15,928	0:49,484	0:18,150	0:15,949
Runde 10	0:49,333	0:18,026	0:15,913	0:15,394	0:49,518	0:18,240	0:15,913	0:15,365	0:49,524	0:18,146	0:15,908	0:49,593	0:18,164	0:16,046
Runde 11	0:49,298	0:18,025	0:15,897	0:15,376	0:49,446	0:18,179	0:15,892	0:15,375	0:49,521	0:18,084	0:15,936	0:49,382	0:18,141	0:15,879
Runde 12	0:49,201	0:18,028	0:15,825	0:15,348	0:49,361	0:18,116	0:15,894	0:15,351	0:49,302	0:18,062	0:15,929	0:49,153	0:18,083	0:15,826
Runde 13	0:49,390	0:18,090	0:15,940	0:15,360	0:49,258	0:18,020	0:15,833	0:15,405	0:49,385	0:18,094	0:15,959	0:49,141	0:18,039	0:15,859
Runde 14	0:49,220	0:17,989	0:15,891	0:15,340	0:49,240	0:18,038	0:15,877	0:15,325	0:49,411	0:18,041	0:15,952	0:49,154	0:17,996	0:15,781
Runde 15	0:49,282	0:18,089	0:15,835	0:15,358	0:49,307	0:18,106	0:15,865	0:15,336	0:49,266	0:18,149	0:15,818	0:49,141	0:18,111	0:15,804
Runde 16	0:49,237	0:18,022	0:15,830	0:15,385	0:49,372	0:18,050	0:16,006	0:15,316	0:49,071	0:18,000	0:15,788	0:49,297	0:18,033	0:15,927
Runde 17	0:49,141	0:18,020	0:15,859	0:15,262	0:49,167	0:18,026	0:15,820	0:15,321	0:49,035	0:18,000	0:15,918	0:49,256	0:18,013	0:15,800

**R 16 DJKM (OK-Junior) Race 1**

Die schnellsten Zeiten

Ort	Nr. Fahrername	Zeit	Streckenl.	ø Speed
Ziel	109 Mesch,Joel	0:48,927	1190 m	87,6 km/h
Sektion 1	109 Mesch,Joel	0:17,916	452 m	90,8 km/h
Sektion 2	109 Mesch,Joel	0:15,770	368 m	84,0 km/h
Sektion 3	143 Ten Brinke,Thomas	0:15,183	370 m	87,7 km/h

	Snr.157 Villa,Edoardo Ludovico ITA Tbkart Srl		Snr.109 Mesch,Joel DEU KSM Schumacher Racing Team		Snr.156 Crawford,Jak USA Kosmic Racing Department		Snr.153 Bertini Colla,Leonardo ITA CRG Holland		Snr.135 Degnbol,Noah DNK RS Competition											
	theoretisch mögliche Bestzeit	Ziel	theoretisch mögliche Bestzeit	Ziel	theoretisch mögliche Bestzeit	Ziel	theoretisch mögliche Bestzeit	Ziel	theoretisch mögliche Bestzeit	Ziel										
best	0:49,276	0:18,087	0:15,814	0:15,286	0:48,927	0:17,916	0:15,770	0:15,187	0:49,318	0:18,034	0:15,920	0:15,354	0:49,248	0:18,013	0:15,800	0:15,294	0:49,049	0:17,938	0:15,851	0:15,240
Runde 1	0:54,067	0:21,102	0:16,699	0:16,266	0:55,679	0:21,805	0:17,989	0:15,885	0:53,732	0:20,353	0:16,861	0:16,518	0:53,606	0:20,693	0:16,580	0:16,333	0:55,612	0:21,703	0:17,663	0:16,246
Runde 2	0:51,981	0:19,172	0:16,601	0:16,208	0:51,936	0:18,604	0:16,870	0:16,462	0:51,268	0:18,742	0:16,647	0:15,879	0:51,557	0:18,738	0:16,601	0:16,218	0:52,087	0:18,806	0:17,143	0:16,138
Runde 3	0:50,215	0:18,285	0:16,319	0:15,611	0:51,039	0:18,470	0:16,523	0:16,046	0:50,377	0:18,409	0:16,335	0:15,633	0:50,457	0:18,382	0:16,313	0:15,762	0:50,852	0:18,576	0:16,514	0:15,762
Runde 4	0:50,956	0:18,461	0:16,361	0:16,134	0:50,580	0:18,788	0:16,120	0:15,672	0:52,011	0:18,376	0:16,604	0:17,031	0:50,871	0:18,390	0:16,390	0:16,091	0:50,770	0:18,898	0:16,304	0:15,568
Runde 5	0:50,476	0:18,617	0:16,242	0:15,617	0:50,568	0:18,533	0:16,503	0:15,532	0:50,355	0:18,430	0:16,253	0:15,672	0:51,960	0:19,059	0:16,327	0:16,574	0:51,153	0:18,370	0:16,189	0:16,594
Runde 6	0:51,090	0:18,575	0:16,798	0:15,717	0:51,076	0:18,238	0:17,018	0:15,820	0:51,160	0:18,745	0:16,749	0:15,666	0:50,492	0:18,315	0:16,389	0:15,788	0:51,761	0:19,275	0:16,520	0:15,966
Runde 7	0:49,910	0:18,266	0:16,109	0:15,535	0:49,774	0:18,308	0:16,054	0:15,412	0:49,854	0:18,258	0:16,066	0:15,530	0:50,097	0:18,207	0:16,216	0:15,674	0:50,073	0:18,609	0:16,087	0:15,377
Runde 8	0:50,169	0:18,209	0:16,069	0:15,891	0:49,897	0:18,164	0:16,099	0:15,634	0:50,224	0:18,249	0:16,090	0:15,885	0:49,857	0:18,278	0:16,079	0:15,500	0:49,937	0:18,391	0:16,125	0:15,421
Runde 9	0:49,889	0:18,240	0:16,038	0:15,611	0:49,699	0:18,115	0:15,993	0:15,591	0:50,178	0:18,226	0:16,078	0:15,874	0:49,892	0:18,187	0:16,061	0:15,644	0:49,451	0:18,149	0:15,965	0:15,337
Runde 10	0:49,560	0:18,201	0:15,914	0:15,445	0:49,255	0:18,084	0:15,826	0:15,345	0:49,768	0:18,213	0:16,090	0:15,465	0:49,904	0:18,297	0:16,019	0:15,588	0:50,002	0:18,512	0:15,924	0:15,566
Runde 11	0:49,556	0:18,139	0:15,946	0:15,471	0:49,232	0:18,053	0:15,884	0:15,295	0:49,865	0:18,155	0:16,227	0:15,483	0:49,821	0:18,327	0:16,008	0:15,486	0:49,183	0:17,972	0:15,855	0:15,356
Runde 12	0:49,619	0:18,200	0:15,960	0:15,459	0:49,214	0:18,062	0:15,878	0:15,274	0:49,583	0:18,116	0:16,052	0:15,415	0:49,470	0:18,115	0:15,948	0:15,407	0:49,241	0:17,953	0:15,888	0:15,400
Runde 13	0:49,381	0:18,115	0:15,893	0:15,373	0:49,233	0:18,109	0:15,884	0:15,240	0:49,604	0:18,130	0:16,018	0:15,456	0:50,158	0:18,611	0:16,124	0:15,423	0:49,217	0:18,013	0:15,964	0:15,240
Runde 14	0:49,276	0:18,087	0:15,832	0:15,357	0:49,466	0:18,097	0:15,949	0:15,420	0:49,894	0:18,101	0:16,004	0:15,729	0:49,523	0:18,154	0:15,905	0:15,464	0:49,347	0:18,032	0:15,973	0:15,342
Runde 15	0:49,307	0:18,166	0:15,814	0:15,327	0:49,208	0:18,099	0:15,858	0:15,251	0:49,504	0:18,229	0:15,921	0:15,354	0:49,387	0:18,243	0:15,800	0:15,344	0:49,099	0:18,000	0:15,851	0:15,248
Runde 16	0:49,453	0:18,200	0:15,924	0:15,329	0:49,995	0:18,008	0:15,770	0:15,217	0:49,449	0:18,071	0:15,944	0:15,434	0:49,248	0:18,013	0:15,892	0:15,343	0:49,049	0:17,938	0:15,858	0:15,253
Runde 17	0:49,330	0:18,145	0:15,899	0:15,286	0:48,927	0:17,916	0:15,824	0:15,187	0:49,318	0:18,034	0:15,920	0:15,364	0:49,655	0:18,526	0:15,835	0:15,294	0:50,789	0:18,841	0:16,088	0:15,860

### R 16 DJKM (OK-Junior) Race 1

Die schnellsten Zeiten

Ort	Nr. Fahrername	Zeit	Streckenl.	Ø Speed
Ziel	109 Mesch,Joel	0:48,927	1190 m	87,6 km/h
Sektion 1	109 Mesch,Joel	0:17,916	452 m	90,8 km/h
Sektion 2	109 Mesch,Joel	0:15,770	368 m	84,0 km/h
Sektion 3	143 Ten Brinke,Thomas	0:15,183	370 m	87,7 km/h

	Snr.124 Hejgaard,Mikkel DNK KSB RACING TEAM		Snr.105 Bergmeister,Jakob DEU KSM Schumacher Racing Team		Snr.144 Aron,Paul EST Ricky Flynn Motorsport		Snr.107 Hamtke,Nico DEU 3G Racing		Snr.116 Zanfari,Suleiman MAR LOTUS RACING KARTS											
	theoretisch mögliche Bestzeit	Ziel	theoretisch mögliche Bestzeit	Ziel	theoretisch mögliche Bestzeit	Ziel	theoretisch mögliche Bestzeit	Ziel	theoretisch mögliche Bestzeit	Ziel										
best	0:49,255	0:18,029	0:15,872	0:15,294	0:49,324	0:18,069	0:15,862	0:15,334	0:49,335	0:18,014	0:15,962	0:15,270	0:49,369	0:18,020	0:15,936	0:15,326	0:49,352	0:18,005	0:15,966	0:15,370
Runde 1	0:52,603	0:19,973	0:16,538	0:16,092	0:55,912	0:17,977	0:17,856	0:16,079	0:54,448	0:20,969	0:17,355	0:16,124	0:55,215	0:21,395	0:17,303	0:16,517	0:55,418	0:21,114	0:17,938	0:16,366
Runde 2	0:51,603	0:18,818	0:16,898	0:15,887	0:51,558	0:18,509	0:16,697	0:16,352	0:51,940	0:18,732	0:16,489	0:16,719	0:54,185	0:18,824	0:16,406	0:18,955	0:52,363	0:18,490	0:17,369	0:16,504
Runde 3	0:50,744	0:18,514	0:16,416	0:15,814	0:51,451	0:18,852	0:16,475	0:16,124	0:50,734	0:18,665	0:16,279	0:15,790	0:51,595	0:19,416	0:16,417	0:15,762	0:50,619	0:18,321	0:16,488	0:15,810
Runde 4	0:52,097	0:18,741	0:17,022	0:16,334	0:50,547	0:18,605	0:16,261	0:15,681	0:50,105	0:18,287	0:16,168	0:15,650	0:50,412	0:18,373	0:16,255	0:15,784	0:51,461	0:18,500	0:16,708	0:16,253
Runde 5	0:50,673	0:18,501	0:16,243	0:15,929	0:50,277	0:18,395	0:16,251	0:15,631	0:53,012	0:18,495	0:16,336	0:18,181	0:50,367	0:18,495	0:16,164	0:15,708	0:50,996	0:18,374	0:16,932	0:15,690
Runde 6	0:53,908	0:19,791	0:16,088	0:15,842	0:51,835	0:18,346	0:17,442	0:16,047	0:51,499	0:18,895	0:16,455	0:16,149	0:50,376	0:18,337	0:16,124	0:15,915	0:50,383	0:18,206	0:16,361	0:15,816
Runde 7	0:49,791	0:18,200	0:16,088	0:15,503	0:50,456	0:18,854	0:16,148	0:15,454	0:51,127	0:19,106	0:16,365	0:15,656	0:51,305	0:18,629	0:16,906	0:15,770	0:50,807	0:18,738	0:16,409	0:15,660
Runde 8	0:49,970	0:18,213	0:16,241	0:15,516	0:50,323	0:18,665	0:16,112	0:15,546	0:49,888	0:18,151	0:16,243	0:15,494	0:50,053	0:18,221	0:16,271	0:15,561	0:50,081	0:18,138	0:16,364	0:15,579
Runde 9	0:50,115	0:18,166	0:16,042	0:15,907	0:49,560	0:18,214	0:15,916	0:15,430	0:49,415	0:18,073	0:15,984	0:15,358	0:49,668	0:18,230	0:15,982	0:15,456	0:49,738	0:18,037	0:16,104	0:15,597
Runde 10	0:49,687	0:18,249	0:16,000	0:15,438	0:50,094	0:18,469	0:16,097	0:15,528	0:49,949	0:18,225	0:16,321	0:15,403	0:49,778	0:18,283	0:16,043	0:15,452	0:49,752	0:18,157	0:16,080	0:15,515
Runde 11	0:49,548	0:18,117	0:16,019	0:15,412	0:49,805	0:18,225	0:15,916	0:15,664	0:49,824	0:18,428	0:16,013	0:15,383	0:49,519	0:18,160	0:15,981	0:15,378	0:49,563	0:18,070	0:16,030	0:15,463
Runde 12	0:49,570	0:18,142	0:15,972	0:15,456	0:50,003	0:18,559	0:16,021	0:15,423	0:50,272	0:18,642	0:16,112	0:15,518	0:50,297	0:18,633	0:16,068	0:15,596	0:51,004	0:18,892	0:16,178	0:15,934
Runde 13	0:49,369	0:18,132	0:15,877	0:15,360	0:49,516	0:18,159	0:15,914	0:15,443	0:49,564	0:18,023	0:16,153	0:15,388	0:49,482	0:18,128	0:15,988	0:15,366	0:49,743	0:18,117	0:16,164	0:15,462
Runde 14	0:49,764	0:18,392	0:16,038	0:15,334	0:49,324	0:18,069	0:15,862	0:15,393	0:49,424	0:18,014	0:15,962	0:15,448	0:49,441	0:18,179	0:15,936	0:15,326	0:49,434	0:18,005	0:15,996	0:15,433
Runde 15	0:49,258	0:18,058	0:15,906	0:15,294	0:49,695	0:18,182	0:16,175	0:15,338	0:49,506	0:18,060	0:16,079	0:15,367	0:49,369	0:18,020	0:16,011	0:15,338	0:49,595	0:18,025	0:16,053	0:15,517
Runde 16	0:49,255	0:18,029	0:15,872	0:15,354	0:49,611	0:18,135	0:16,142	0:15,334	0:49,366	0:18,052	0:16,044	0:15,270	0:49,388	0:18,046	0:15,963	0:15,379	0:49,352	0:18,016	0:15,966	0:15,370
Runde 17	0:50,569	0:18,177	0:16,130	0:16,262	0:49,547	0:18,153	0:15,928	0:15,466	0:49,335	0:18,029	0:16,026	0:15,280	0:49,377	0:18,072	0:15,975	0:15,330	0:49,487	0:18,069	0:16,007	0:15,411

## DEUTSCHE KART-MEISTERSCHAFTEN 2018

11-13 / 05 / 2018

DMSB-Reglir 120-2018

### R 16 DJKM (OK-Junior) Race 1

Die schnellsten Zeiten

Ort	Nr. Fahrername	Zeit	Streckenl.	Ø Speed
Ziel	109 Mesch,Joel	0:48,927	1190 m	87,6 km/h
Sektion 1	109 Mesch,Joel	0:17,916	452 m	90,8 km/h
Sektion 2	109 Mesch,Joel	0:15,770	368 m	84,0 km/h
Sektion 3	143 Ten Brinke,Thomas	0:15,183	370 m	87,7 km/h

	Smr.129 Ploeg,Bart NLD Zanardi Racing Team		Smr.167 Pul,Jonas NLD CRG Holland		Smr.126 Dolitschka,Jorden AUT KSB RACING TEAM		Smr.139 O'sullivan,Zak GBR Ricky Flynn Motorsport		Smr.115 Litvinenko,Egor DEU FS-RL Competition							
	theoretisch mögliche Bestzeit	Ziel	theoretisch mögliche Bestzeit	Ziel	theoretisch mögliche Bestzeit	Ziel	theoretisch mögliche Bestzeit	Ziel	theoretisch mögliche Bestzeit	Ziel						
best	0:49,494	0:18,117	0:15,920	0:15,433	0:49,351	0:18,085	0:15,888	0:15,378	0:49,460	0:18,095	0:15,857	0:15,402	0:49,392	0:18,074	0:15,894	0:15,372
Runde 1	0:54,548	0:21,355	0:16,967	0:16,226	0:54,759	0:21,091	0:17,658	0:16,010	0:56,215	0:22,256	0:17,733	0:16,226	0:56,558	0:21,952	0:17,986	0:16,620
Runde 2	0:52,336	0:19,043	0:16,444	0:16,849	0:51,449	0:18,755	0:16,596	0:16,098	0:53,660	0:19,088	0:17,249	0:17,373	0:53,467	0:19,521	0:17,109	0:16,837
Runde 3	0:51,655	0:19,015	0:16,735	0:15,905	0:51,232	0:18,713	0:16,765	0:15,754	0:51,365	0:18,407	0:17,058	0:15,900	0:51,470	0:19,263	0:16,484	0:15,723
Runde 4	0:50,910	0:18,917	0:16,366	0:15,627	0:50,463	0:18,428	0:16,277	0:15,758	0:51,057	0:18,979	0:16,332	0:15,746	0:50,415	0:18,386	0:16,286	0:15,743
Runde 5	0:51,447	0:18,644	0:16,695	0:15,945	0:50,733	0:18,429	0:16,187	0:16,117	0:50,800	0:18,558	0:16,622	0:15,620	0:51,489	0:18,706	0:17,136	0:15,647
Runde 6	0:50,166	0:18,868	0:16,443	0:16,136	0:50,872	0:18,399	0:16,822	0:15,651	0:50,031	0:18,299	0:16,113	0:15,619	0:50,272	0:18,399	0:16,221	0:15,652
Runde 7	0:50,907	0:18,438	0:16,135	0:15,593	0:50,149	0:18,388	0:16,220	0:15,541	0:50,676	0:18,270	0:16,564	0:15,842	0:50,578	0:18,364	0:16,281	0:15,933
Runde 8	0:49,907	0:18,408	0:16,010	0:15,489	0:50,731	0:18,330	0:16,729	0:15,672	0:49,776	0:18,250	0:16,005	0:15,521	0:49,908	0:18,288	0:16,124	0:15,496
Runde 9	0:49,564	0:18,190	0:15,920	0:15,454	0:50,007	0:18,280	0:16,110	0:15,617	0:49,695	0:18,141	0:15,959	0:15,595	0:49,746	0:18,192	0:15,985	0:15,569
Runde 10	0:50,812	0:18,862	0:16,048	0:15,902	0:50,645	0:18,611	0:16,051	0:15,983	0:49,736	0:18,239	0:15,951	0:15,546	0:50,087	0:18,350	0:16,133	0:15,604
Runde 11	0:49,817	0:18,371	0:15,926	0:15,520	0:49,923	0:18,150	0:15,941	0:15,832	0:49,523	0:18,196	0:15,857	0:15,470	0:49,520	0:18,134	0:15,894	0:15,492
Runde 12	0:50,693	0:18,573	0:16,318	0:15,802	0:51,667	0:19,325	0:16,322	0:16,020	0:50,128	0:18,190	0:15,978	0:15,960	0:49,564	0:18,156	0:15,954	0:15,454
Runde 13	0:49,494	0:18,117	0:15,944	0:15,433	0:50,676	0:18,968	0:16,194	0:15,514	0:50,472	0:18,917	0:16,050	0:15,505	0:50,720	0:18,677	0:15,994	0:16,049
Runde 14	0:50,010	0:18,519	0:15,986	0:15,505	0:49,586	0:18,210	0:15,913	0:15,463	0:49,672	0:18,188	0:16,010	0:15,474	0:49,535	0:18,156	0:15,944	0:15,435
Runde 15	0:49,897	0:18,159	0:16,124	0:15,614	0:49,658	0:18,285	0:15,952	0:15,421	0:49,599	0:18,234	0:15,897	0:15,468	0:49,589	0:18,134	0:16,016	0:15,439
Runde 16	0:49,944	0:18,496	0:15,975	0:15,473	0:49,641	0:18,149	0:15,902	0:15,590	0:49,604	0:18,192	0:15,919	0:15,493	0:49,454	0:18,127	0:15,899	0:15,428
Runde 17	0:50,026	0:18,478	0:16,045	0:15,503	0:49,351	0:18,085	0:15,888	0:15,378	0:49,593	0:18,196	0:15,960	0:15,437	0:49,392	0:18,074	0:15,946	0:15,372

### R 16 DJKM (OK-Junior) Race 1

Die schnellsten Zeiten

Ort	Nr. Fahrername	Zeit	Streckenl.	Ø Speed
Ziel	109 Mesch,Joel	0:48,927	1190 m	87,6 km/h
Sektion 1	109 Mesch,Joel	0:17,916	452 m	90,8 km/h
Sektion 2	109 Mesch,Joel	0:15,770	368 m	84,0 km/h
Sektion 3	143 Ten Brinke,Thomas	0:15,183	370 m	87,7 km/h

	Snr.125 Karlsson,William SWE JP Racing		Snr.122 Ringdahl,Neo SWE JP Racing		Snr.127 Primm,Simon Connor DEU Team NKS		Snr.108 Weirmann,Julie DEU Solgat Motorsport		Snr.112 Lagrotteria,Antonio CHE Innovate Competition							
	theoretisch mögliche Bestzeit	0:49,398	theoretisch mögliche Bestzeit	0:49,536	theoretisch mögliche Bestzeit	0:49,437	theoretisch mögliche Bestzeit	0:49,459	theoretisch mögliche Bestzeit	0:49,919						
best	0:49,524	0:18,101	0:15,901	0:15,396	0:49,607	0:18,199	0:15,927	0:15,410	0:49,604	0:18,101	0:15,959	0:15,399	0:50,028	0:18,233	0:16,168	0:15,518
Runde 1	0:57,061	0:22,778	0:17,533	0:16,750	0:55,973	0:21,818	0:17,924	0:16,231	0:56,312	0:21,831	0:18,014	0:16,467	0:56,333	0:21,652	0:18,255	0:16,426
Runde 2	0:55,628	0:19,466	0:16,722	0:19,440	0:52,549	0:18,767	0:17,178	0:16,604	0:57,571	0:18,685	0:17,514	0:21,372	0:55,220	0:18,861	0:16,926	0:19,433
Runde 3	0:51,327	0:18,895	0:16,556	0:15,876	0:54,466	0:19,610	0:18,148	0:16,708	0:51,677	0:18,916	0:16,908	0:15,853	0:51,116	0:18,696	0:16,480	0:15,990
Runde 4	0:50,485	0:18,480	0:16,259	0:15,746	0:51,446	0:19,043	0:16,432	0:15,971	0:50,891	0:18,701	0:16,406	0:15,784	0:51,311	0:19,178	0:16,409	0:15,724
Runde 5	0:50,960	0:18,495	0:16,406	0:16,059	0:50,890	0:18,677	0:16,417	0:15,796	0:50,452	0:18,465	0:16,277	0:15,710	0:51,453	0:18,645	0:16,551	0:16,257
Runde 6	0:49,858	0:18,293	0:16,002	0:15,563	0:50,125	0:18,415	0:16,057	0:15,653	0:51,092	0:18,805	0:16,281	0:16,006	0:50,551	0:18,605	0:16,310	0:15,636
Runde 7	0:50,055	0:18,216	0:16,203	0:15,636	0:50,299	0:18,336	0:16,162	0:15,801	0:49,994	0:18,299	0:16,080	0:15,615	0:50,496	0:18,378	0:16,287	0:15,831
Runde 8	0:49,944	0:18,409	0:16,079	0:15,456	0:50,523	0:18,718	0:16,230	0:15,575	0:49,922	0:18,323	0:16,104	0:15,495	0:50,028	0:18,301	0:16,202	0:15,525
Runde 9	0:49,937	0:18,260	0:16,106	0:15,571	0:49,740	0:18,262	0:16,017	0:15,461	0:50,118	0:18,247	0:16,214	0:15,657	0:50,327	0:18,233	0:16,399	0:15,695
Runde 10	0:50,209	0:18,303	0:16,413	0:15,493	0:50,358	0:18,301	0:16,312	0:15,745	0:50,044	0:18,340	0:16,063	0:15,641	0:50,819	0:18,687	0:16,337	0:15,795
Runde 11	0:49,667	0:18,167	0:16,006	0:15,494	0:49,666	0:18,292	0:15,927	0:15,447	0:49,796	0:18,339	0:15,985	0:15,472	0:50,047	0:18,263	0:16,210	0:15,574
Runde 12	0:49,725	0:18,216	0:16,063	0:15,446	0:49,774	0:18,242	0:16,038	0:15,494	0:49,667	0:18,101	0:16,014	0:15,552	0:50,316	0:18,391	0:16,320	0:15,605
Runde 13	0:49,854	0:18,197	0:16,110	0:15,547	0:49,691	0:18,250	0:15,950	0:15,491	0:49,774	0:18,264	0:16,091	0:15,419	0:50,491	0:18,596	0:16,289	0:15,606
Runde 14	0:49,524	0:18,175	0:15,938	0:15,411	0:49,793	0:18,279	0:16,027	0:15,487	0:49,638	0:18,233	0:16,006	0:15,399	0:50,171	0:18,380	0:16,174	0:15,617
Runde 15	0:49,616	0:18,187	0:16,023	0:15,406	0:49,775	0:18,313	0:16,007	0:15,455	0:49,783	0:18,317	0:16,031	0:15,435	0:50,250	0:18,375	0:16,192	0:15,683
Runde 16	0:49,626	0:18,179	0:16,051	0:15,396	0:49,727	0:18,285	0:15,958	0:15,484	0:49,604	0:18,172	0:15,959	0:15,473	0:50,437	0:18,432	0:16,246	0:15,759
Runde 17	0:49,736	0:18,101	0:15,901	0:15,734	0:49,607	0:18,199	0:15,998	0:15,410	0:49,704	0:18,140	0:16,062	0:15,502	0:50,069	0:18,383	0:16,168	0:15,518

### R 16 DJKM (OK-Junior) Race 1

Die schnellsten Zeiten

Ort	Nr. Fahrername	Zeit	Streckenl.	ø Speed
Ziel	109 Mesch,Joel	0:48,927	1190 m	87,6 km/h
Sektion 1	109 Mesch,Joel	0:17,916	452 m	90,8 km/h
Sektion 2	109 Mesch,Joel	0:15,770	368 m	84,0 km/h
Sektion 3	143 Ten Brinke,Thomas	0:15,183	370 m	87,7 km/h

	Smr.163 Van Loenen,Bastiaan NLD Zanardi Racing Team		Smr.110 Rosom,Max DEU TR Motorsport		Smr.165 Tanggaard,Emil DNK HK Motorsport		Smr.114 Ried,Jonas DEU Solgat Motorsport		Smr.130 Knopp,Josef CZE TB Racing Team											
	theoretisch mögliche Bestzeit	Ziel	theoretisch mögliche Bestzeit	Ziel	theoretisch mögliche Bestzeit	Ziel	theoretisch mögliche Bestzeit	Ziel	theoretisch mögliche Bestzeit	Ziel										
best	0:49,858	0:18,228	0:16,070	0:15,528	0:50,669	0:18,453	0:16,360	0:15,764	0:52,321	0:18,964	0:16,850	0:16,005	0:50,110	0:18,276	0:16,125	0:15,580	0:50,282	0:18,288	0:16,357	0:15,622
Runde 1	0:57,479	0:23,151	0:17,582	0:16,796	0:58,126	0:24,265	0:18,097	0:15,764	1:03,156	0:27,137	0:19,376	0:16,643	0:56,834	0:22,022	0:18,364	0:16,448	0:55,433	0:21,347	0:17,824	0:16,262
Runde 2	0:53,443	0:19,162	0:16,874	0:17,407	0:52,082	0:18,535	0:16,676	0:16,871	0:52,974	0:19,207	0:16,854	0:16,913	0:52,040	0:18,450	0:17,136	0:16,454	0:51,593	0:18,424	0:16,559	0:16,610
Runde 3	0:51,933	0:18,797	0:16,836	0:16,300	0:51,591	0:18,879	0:16,474	0:16,238	0:52,321	0:19,114	0:17,008	0:16,199	0:51,119	0:18,973	0:16,375	0:15,771	0:51,820	0:19,150	0:16,857	0:15,813
Runde 4	0:51,350	0:18,693	0:16,442	0:16,215	0:50,669	0:18,453	0:16,360	0:15,856	0:52,529	0:19,039	0:17,285	0:16,205	0:50,590	0:18,276	0:16,125	0:16,189	0:52,909	0:19,446	0:17,054	0:16,409
Runde 5	0:52,240	0:18,898	0:16,670	0:16,672	0:52,938	0:19,341	0:17,060	0:16,537	0:53,035	0:19,115	0:17,421	0:16,499	0:50,110	0:18,279	0:16,251	0:15,580	0:50,915	0:18,906	0:16,387	0:15,622
Runde 6	0:51,008	0:18,731	0:16,304	0:15,973	0:51,501	0:18,720	0:16,504	0:16,277	0:53,213	0:19,253	0:17,605	0:16,355	0:50,742	0:18,277	0:16,134	0:16,331	0:50,282	0:18,288	0:16,357	0:15,637
Runde 7	0:50,817	0:18,583	0:16,285	0:15,949	0:54,085	0:19,944	0:17,714	0:16,427	0:53,842	0:19,354	0:18,122	0:16,366	0:52,362	0:19,311	0:17,046	0:16,005	0:52,362	0:19,311	0:17,046	0:16,005
Runde 8	0:50,180	0:18,332	0:16,209	0:15,639	0:56,059	0:19,931	0:17,084	0:19,044	0:53,556	0:18,964	0:17,221	0:17,371	0:52,362	0:19,311	0:17,046	0:16,005	0:53,556	0:18,964	0:17,221	0:17,371
Runde 9	0:50,285	0:18,273	0:16,373	0:15,639	1:30,919	0:55,666	0:17,514	0:17,739	0:55,440	0:19,475	0:16,850	0:19,115	0:53,556	0:18,964	0:17,221	0:17,371	0:55,440	0:19,475	0:16,850	0:19,115
Runde 10	0:49,999	0:18,322	0:16,089	0:15,588	0:54,833	0:19,742	0:17,055	0:18,036	0:55,440	0:19,475	0:16,850	0:19,115	0:54,833	0:19,742	0:17,055	0:18,036	0:55,440	0:19,475	0:16,850	0:19,115
Runde 11	0:50,501	0:18,358	0:16,459	0:15,684	0:56,557	0:20,406	0:19,045	0:17,106	0:56,557	0:20,406	0:19,045	0:17,106	0:56,557	0:20,406	0:19,045	0:17,106	0:56,557	0:20,406	0:19,045	0:17,106
Runde 12	0:50,115	0:18,436	0:16,099	0:15,580	0:58,641	0:20,936	0:18,756	0:18,949	0:58,641	0:20,936	0:18,756	0:18,949	0:58,641	0:20,936	0:18,756	0:18,949	0:58,641	0:20,936	0:18,756	0:18,949
Runde 13	0:50,136	0:18,411	0:16,197	0:15,528	0:56,796	0:20,096	0:18,376	0:18,324	0:56,796	0:20,096	0:18,376	0:18,324	0:56,796	0:20,096	0:18,376	0:18,324	0:56,796	0:20,096	0:18,376	0:18,324
Runde 14	0:49,858	0:18,228	0:16,074	0:15,556	0:56,796	0:20,096	0:18,376	0:18,324	0:56,796	0:20,096	0:18,376	0:18,324	0:56,796	0:20,096	0:18,376	0:18,324	0:56,796	0:20,096	0:18,376	0:18,324
Runde 15	0:50,651	0:18,731	0:16,228	0:15,692	0:56,796	0:20,096	0:18,376	0:18,324	0:56,796	0:20,096	0:18,376	0:18,324	0:56,796	0:20,096	0:18,376	0:18,324	0:56,796	0:20,096	0:18,376	0:18,324
Runde 16	0:50,205	0:18,359	0:16,102	0:15,744	0:56,796	0:20,096	0:18,376	0:18,324	0:56,796	0:20,096	0:18,376	0:18,324	0:56,796	0:20,096	0:18,376	0:18,324	0:56,796	0:20,096	0:18,376	0:18,324
Runde 17	0:49,929	0:18,267	0:16,070	0:15,592	0:56,796	0:20,096	0:18,376	0:18,324	0:56,796	0:20,096	0:18,376	0:18,324	0:56,796	0:20,096	0:18,376	0:18,324	0:56,796	0:20,096	0:18,376	0:18,324



**R 16 DJKM (OK-Junior) Race 1**

## Die schnellsten Zeiten

Ort	Nr. Fahrername	Zeit	Streckenl.	ø Speed
Ziel	109 Mesch,Joel	0:48,927	1190 m	87,6 km/h
Sektion 1	109 Mesch,Joel	0:17,916	452 m	90,8 km/h
Sektion 2	109 Mesch,Joel	0:15,770	368 m	84,0 km/h
Sektion 3	143 Ten Brinke,Thomas	0:15,183	370 m	87,7 km/h

	Str.166 Zug,Lilly DEU TB Racing Team	Str.136 Rees,Matthew GBR Ricky Flynn Motorsport	Str.138 Askey,Kai GBR Ricky Flynn Motorsport	Str.140 Sciomì,Enzo USA CRG Holland	Ziel
best	theoretisch mögliche Bestzeit 0:50,081	theoretisch mögliche Bestzeit 0:52,004	theoretisch mögliche Bestzeit 0:51,928	theoretisch mögliche Bestzeit 0:51,729	Sektion 1 Sektion 2 Sektion 3
Runde 1	0:50,096 0:18,353 0:16,149 0:15,579	0:53,766 0:18,744 0:16,760 0:16,500	0:54,014 0:18,754 0:16,638 0:16,536	0:56,242 0:18,517 0:16,904 0:16,308	
Runde 2	0:56,932 0:22,288 0:17,756 0:16,888	0:53,766 0:20,461 0:16,805 0:16,500	0:54,014 0:20,748 0:16,730 0:16,536	0:56,242 0:22,069 0:17,865 0:16,308	
Runde 3	0:51,312 0:18,604 0:17,024 0:16,886	0:18,744 0:16,760	0:18,754 0:16,638	0:18,517 0:16,904	
Runde 4	0:50,684 0:18,429 0:16,468 0:15,787				
Runde 5	0:50,739 0:18,608 0:16,434 0:15,697				
Runde 6	0:50,096 0:18,368 0:16,149 0:15,579				
Runde 7	0:18,353 0:16,375				

Strecke / track: 1190m  
 started: 33 classified: 33 not classified: 0

Pos	Str. Nr.	Fahrer / Driver	Nation	Bewerber/Sponsor	Nation	Lizenz/B-Lizenz	Chassis/Motor/Reifen	Runden Laps	Gesamtzeit Differenz	Abstand Gap	beste Runde best Lap	in R. in L.	o Gesch. o Speed
1	140	Scionti, Enzo	USA	CRG Holland	NLD	K1845-SK-18 JR-c 15521	CRG / TM / Vega	11			0:48,886	6	87,6 km/h
2	128	Øgaard, Sebastian	DNK	TK Racing	DNK	55995 52208	FA Kart / TM / Vega	11	0:00,013	0:00,013	0:48,899	8	87,6 km/h
3	138	Askey, Kai	GBR	Ricky Flynn Motorsport	GBR	296774 162392	FA Kart / Vortex / Vega	10	0:00,029	0:00,016	0:48,915	8	87,6 km/h
4	114	Ried, Jonas	DEU	Salgat Motorsport	DEU	IKCJ 1167350 KBF 1079882	Ricciardo / TM / Vega	11	0:00,061	0:00,032	0:48,947	5	87,5 km/h
5	130	Knopp, Josef	CZE	TB Racing Team	DEU	1017 KBF 1116906	Kart Republic / Parilla / Vega	11	0:00,071	0:00,010	0:48,957	3	87,5 km/h
6	107	Hantke, Nico	DEU	3G Racing	DEU	IKCJ 1145936 KBF 1164077	Tony Kart / Parilla / Vega	11	0:00,089	0:00,018	0:48,975	3	87,5 km/h
7	131	Dörr, Ben	DEU	TB Racing Team	DEU	IKCJ 1162845 KBF 1116906	Kart Republic / Parilla / Vega	11	0:00,093	0:00,004	0:48,979	3	87,5 km/h
8	139	O'sullivan, Zak	GBR	Ricky Flynn Motorsport	GBR	274547 162392	FA Kart / Vortex / Vega	9	0:00,127	0:00,034	0:49,013	3	87,4 km/h
9	144	Aron, Paul	EST	Ricky Flynn Motorsport	GBR	K911 162392	FA ALONSO / VOITEX / Vega	10	0:00,153	0:00,026	0:49,039	9	87,4 km/h
10	109	Mesch, Joel	DEU	KSM Schumacher Racing Team	DEU	IKCJ 1179312 KBF 1067587	Tony Kart / Vortex / Vega	11	0:00,170	0:00,017	0:49,056	6	87,3 km/h
11	172	Leistra, Luca	BEL	KMS EUROPE KFT	HUN	909365 804	Tony Kart / TM / Vega	11	0:00,229	0:00,059	0:49,115	4	87,2 km/h
12	143	Ten Brinke, Thomas	NLD	Ricky Flynn Motorsport	GBR	40662 162392	FA Kart / Vortex / Vega	11	0:00,230	0:00,001	0:49,116	4	87,2 km/h
13	136	Rees, Matthew	GBR	Ricky Flynn Motorsport	GBR	252931 162392	FA Kart / Vortex / Vega	11	0:00,239	0:00,009	0:49,125	2	87,2 km/h
14	153	Bertini Colla, Leonardo	ITA	CRG Holland	NLD	370635 15521	CRG / TM / Vega	11	0:00,239	0:00,000	0:49,125	11	87,2 km/h
15	124	Højgaard, Mikkel	DNK	KSB RACING TEAM	AUT	53445 BK 002	Kosmic / Vortex / Vega	11	0:00,298	0:00,059	0:49,184	6	87,1 km/h
16	160	Haralampiev, Maksim	DEU	Maxim Racing Sport	DEU	IKCJ 1169591 KBF 1167038	EXPRIT / TM / Vega	11	0:00,299	0:00,001	0:49,185	7	87,1 km/h
17	156	Crawford, Jak	USA	Kosmic Racing Department	ITA	K1851-SK-18 JR-c 296927	Kosmic / Vortex / Vega	11	0:00,323	0:00,024	0:49,209	4	87,1 km/h
18	135	Degnbol, Noah	DNK	RS Competition	DNK	65659 36053	Tony Kart / Vortex / Vega	11	0:00,337	0:00,014	0:49,223	4	87,0 km/h
19	157	Villa, Edoardo Ludovico	ITA	Tbkart Srl	ITA	360523 297356	TB-Kart / TM / Vega	11	0:00,442	0:00,105	0:49,328	9	86,8 km/h
20	115	Litvinenko, Egor	DEU	FS-RL Competition	DEU	IKCJ 1181442 KBF 123456	CRG / TM / Vega	11	0:00,443	0:00,001	0:49,329	11	86,8 km/h
21	166	Zug, Lilly	DEU	TB Racing Team	DEU	IKCJ 1173305 KBF 1116906	Kart Republic / Parilla / Vega	10	0:00,519	0:00,076	0:49,405	8	86,7 km/h
22	129	Ploeg, Bart	NLD	Zanardi Racing Team	NLD	40401 28613	Zanardi / Parilla / Vega	10	0:00,549	0:00,030	0:49,435	2	86,7 km/h
23	116	Zanfari, Suleiman	MAR	LOTUS RACING KARTS	SVN	003/0/2018 0225	Tony Kart / Vortex / Vega	11	0:00,571	0:00,022	0:49,457	6	86,6 km/h
24	108	Weimann, Jule	DEU	Salgat Motorsport	DEU	IKCJ 1159312 KBF 1079882	Birel / TM / Vega	11	0:00,573	0:00,002	0:49,459	3	86,6 km/h
25	122	Ringdahl, Neo	SWE	JP Racing	SWE	200603285693 105	Exprit / Vortex / Vega	11	0:00,573	0:00,000	0:49,459	10	86,6 km/h
26	167	Pul, Jonas	NLD	CRG Holland	NLD	42501 15521	CRG / IAME / Vega	9	0:00,600	0:00,027	0:49,486	4	86,6 km/h
27	165	Tanggaard, Emil	DNK	HK Motorsport	DNK	66542 81330	Kart Republic / IAME / Vega	10	0:00,604	0:00,004	0:49,490	10	86,6 km/h
28	126	Dolischka, Jorden	AUT	KSB RACING TEAM	AUT	JK 2107 BK 002	Kosmic / Vortex / Vega	10	0:00,604	0:00,000	0:49,490	9	86,6 km/h
29	127	Primm, Simon Connor	DEU	Team NKS	DEU	IKCJ 1171081 KBF 1050071	DR / TM / Vega	11	0:00,606	0:00,002	0:49,492	8	86,6 km/h
30	112	Lagrotteria, Antonio	CHE	Innovate Competition	CHE	500238 500033	Exprit / Vortex / Vega	11	0:00,628	0:00,022	0:49,514	6	86,5 km/h
31	110	Rosam, Max	DEU	TR Motorsport	DEU	IKCJ 1162238 KBF 1080519	Jesolo / TM / Vega	9	0:01,043	0:00,415	0:49,929	4	85,8 km/h
32	125	Karlsson, William	SWE	JP Racing	SWE	200510185879 105	Exprit / TM / Vega	9	0:01,055	0:00,012	0:49,941	9	85,8 km/h
33	163	Van Loenen, Bastiaan	NLD	Zanardi Racing Team	NLD	38067 28613	Zanardi / Parilla / Vega	9	0:01,073	0:00,018	0:49,959	5	85,8 km/h

Rennleitung: Rüdiger Luth Racedirektor: Thomas Lainer  
 Sportkommissare: Thomas Ferrero / Ulrich Bell / Franz-Josef Serr / FrankTautenhahn  
 Techn. Kommissare: H.-J. Dangers / A.Sengpiel / M. Grasshoff / C. Schmidt / D.Pietzko / W.Amend / M.Ambrosius  
 Zeitnahme: KART-DATA timing service Franz Schieszler / Manuela Hintner

## Warm Up DJKM (OK-Junior)

Strecke / track: 1190      started: 33      classified: 33      not classified: 0

Fahrername Driver	Sciomi Enzo	Øgaard Sebastian	Askey Kai	Ried Jonas	Knopp Josef	Hanike Nico	Dörr Ben	O'sullivan Zak	Aron Paul	Mesch Joel	Leistra Luca	Ten Brinke Thomas
schnellste in Runde	0:48,886 Rn. 6	0:48,899 Rn. 8	0:48,915 Rn. 8	0:48,947 Rn. 5	0:48,957 Rn. 3	0:48,975 Rn. 3	0:48,979 Rn. 3	0:49,013 Rn. 3	0:49,039 Rn. 9	0:49,056 Rn. 6	0:49,115 Rn. 4	0:49,116 Rn. 4
Speed	87,6 km/h	87,6 km/h	87,6 km/h	87,5 km/h	87,5 km/h	87,5 km/h	87,5 km/h	87,4 km/h	87,4 km/h	87,3 km/h	87,2 km/h	87,2 km/h
Lap 1	0:50,072	0:49,337	0:49,369	0:50,339	0:50,340	0:49,998	0:49,595	0:49,527	0:49,269	0:53,645	0:49,484	0:49,683
Lap 2	0:49,206	0:49,305	0:49,366	0:49,726	0:49,149	0:49,283	0:49,282	0:49,210	0:49,559	0:49,318	0:49,623	0:49,206
Lap 3	0:48,965	0:49,047	0:49,050	0:49,208	0:48,957	0:48,975	0:48,979	0:49,013	0:49,190	0:52,212	0:49,499	0:49,591
Lap 4	0:49,279	0:48,925	0:49,774	0:49,174	0:49,320	0:49,839	0:49,101	0:49,549	0:52,362	0:49,762	0:49,115	0:49,116
Lap 5	0:49,113	0:48,965	0:49,023	0:48,947	0:49,783	0:49,075	0:49,077	2:14,652	0:49,447	0:49,173	0:49,279	0:49,399
Lap 6	0:48,886	0:49,113	0:48,982	0:49,132	0:49,224	0:50,068	0:49,171	0:49,086	0:49,064	0:49,056	0:49,378	0:49,138
Lap 7	0:49,396	0:48,983	0:49,125	0:49,120	0:49,283	0:49,583	0:49,162	0:49,634	0:49,064	0:50,636	0:49,128	0:49,416
Lap 8	0:49,235	0:48,899	0:48,915	0:49,380	0:49,073	0:49,482	0:49,075	0:49,106	0:49,301	0:49,089	0:49,483	0:49,217
Lap 9	0:49,368	0:49,082	0:49,148	0:50,197	0:49,056	0:49,705	0:49,250	0:49,066	0:49,039	0:49,337	0:49,411	0:49,331
Lap 10	0:49,156	0:48,981	0:49,071	0:49,275	0:49,331	0:49,297	0:49,315		0:49,150	0:49,097	0:49,274	0:49,270
Lap 11	0:49,080	0:49,052		0:49,168	0:49,221	0:49,243	0:49,963			0:49,237	0:49,419	0:51,147

## Warm Up DJKM (OK-Junior)

Strecke / track: 1190    started: 33    classified: 33    not classified: 0

Fahrername Driver	Rees Matthew	Bertini Colla Leonardo	Højgaard Mikkel	Haralampiev Maksim	Crawford Jak	Degnbol Noah	Edoardo Ludovico	Litvinenko Egor	Zug Lilly	Ploeg Bart	Zanfari Suleiman	Weimann Jule
schnellste in Runde	0:49,125 Rn. 2	0:49,125 Rn. 11	0:49,184 Rn. 6	0:49,185 Rn. 7	0:49,209 Rn. 4	0:49,223 Rn. 4	0:49,328 Rn. 9	0:49,329 Rn. 11	0:49,405 Rn. 8	0:49,435 Rn. 2	0:49,457 Rn. 6	0:49,459 Rn. 3
Speed	87,2 km/h	87,2 km/h	87,1 km/h	87,1 km/h	87,1 km/h	87,0 km/h	86,8 km/h	86,8 km/h	86,7 km/h	86,7 km/h	86,6 km/h	86,6 km/h
Lap 1	0:49,355	0:53,267	0:50,575	0:53,483	0:50,382	0:50,841	0:49,981	0:53,261	0:50,200	0:50,264	0:50,349	0:51,509
Lap 2	0:49,125	0:50,050	0:49,564	0:49,634	0:49,609	0:49,734	0:49,634	0:50,357	0:50,076	0:49,435	0:49,982	0:50,300
Lap 3	0:49,374	0:49,405	0:49,736	0:49,646	0:49,344	0:49,305	0:49,420	0:49,705	0:49,517	0:50,072	0:50,324	0:49,459
Lap 4	0:49,156	0:49,178	0:49,442	0:49,471	0:49,209	0:49,223	0:49,510	0:50,053	0:49,579	0:50,279	0:49,565	0:49,849
Lap 5	0:49,393	0:50,020	0:49,342	0:49,626	0:56,437	0:49,387	0:49,606	0:50,411	0:49,475	0:50,186	0:49,534	0:49,971
Lap 6	0:49,710	0:54,261	0:49,184	0:49,198	0:49,718	0:49,265	0:49,432	0:50,572	0:49,456	0:50,767	0:49,457	0:49,631
Lap 7	0:49,247	0:49,436	0:49,211	0:49,185	0:49,715	0:49,274	0:50,935	0:50,130	0:50,040	0:50,906	0:49,713	0:49,468
Lap 8	0:49,456	0:50,942	0:49,340	0:49,545	0:49,572	0:50,619	0:49,481	0:49,451	0:49,405	1:43,332	0:49,602	0:49,746
Lap 9	0:49,664	1:24,779	0:49,190	0:49,432	0:49,652	0:49,547	0:49,328	0:49,642	0:49,425	0:49,812	0:50,317	0:49,467
Lap 10	0:49,423	0:49,455	0:49,226	0:49,241	0:49,438	0:55,203	0:49,595	0:49,401	0:49,639	0:49,549	0:49,638	0:49,673
Lap 11	0:49,668	0:49,125	0:49,308	0:49,405	0:49,313	0:49,649	0:49,544	0:49,329			0:49,816	0:49,548



## Warm Up DJKM (OK-Junior)

Strecke / track: 1190 started: 33 classified: 33 not classified: 0

Fahrername Driver	Ringdahl Neo	Pul Jonas	Tanggaard Emil	Dolischka Jordan	Primm Simon Connor	Lagrotteria Antonio	Rosam Max	Karlisson William	Van Loenen Bastiaan
schnellste Runde in Runde	0:49,459 Rn. 10	0:49,486 Rn. 4	0:49,490 Rn. 10	0:49,490 Rn. 9	0:49,492 Rn. 8	0:49,514 Rn. 6	0:49,929 Rn. 4	0:49,941 Rn. 9	0:49,959 Rn. 5
Speed	86,6 km/h	86,6 km/h	86,6 km/h	86,6 km/h	86,6 km/h	86,5 km/h	85,8 km/h	85,8 km/h	85,8 km/h
Lap 1	0:50,353	0:50,382	0:50,165	0:50,294	0:53,423	0:50,790	0:50,981	0:50,718	0:50,445
Lap 2	0:49,814	0:49,837	0:49,754	0:49,706	0:50,157	0:49,592	0:50,075	0:50,314	0:49,975
Lap 3	0:49,701	0:49,778	0:49,736	0:49,601	0:50,422	0:50,398	0:50,227	0:49,994	0:49,994
Lap 4	0:49,607	0:49,486	0:49,902	0:50,634	0:50,012	0:49,674	0:49,929	0:51,141	0:50,285
Lap 5	0:49,813	0:50,107	0:49,840	0:49,655	0:50,334	0:51,383	0:50,643	0:51,505	0:49,959
Lap 6	0:49,816	2:06,443	0:50,741	0:49,585	0:49,695	0:49,514	0:51,551	2:37,720	0:50,074
Lap 7	0:50,463	0:49,953	1:48,060	0:49,591	0:49,640	0:49,657	2:44,669	0:50,427	0:50,247
Lap 8	0:49,589	0:49,935	0:49,785	0:50,040	0:49,492	0:49,902	0:50,296	0:49,995	0:50,901
Lap 9	0:49,490	0:50,151	0:49,493	0:49,490	0:49,585	0:50,398	0:50,232	0:49,941	0:51,337
Lap 10	0:49,459		0:49,490	0:49,640	0:49,649	0:49,545			
Lap 11	0:49,521				0:49,590	0:51,137			

**Warm Up DJKM (OK-Junior)**

Ziel		Sektion 1		Sektion 2		Sektion 3	
Fahrername	Zeit	Fahrername	Zeit	Fahrername	Zeit	Fahrername	Zeit
1 140 Scionti,Enzo	0:48,886	144 Aron,Paul	0:17,874	138 Askey,Kai	0:15,639	130 Knopp,Josef	0:15,148
2 128 Øgaard,Sebastian	0:48,899	138 Askey,Kai	0:17,944	114 Ried,Jonas	0:15,650	128 Øgaard,Sebastian	0:15,154
3 138 Askey,Kai	0:48,915	172 Leistra,Luca	0:17,954	140 Scionti,Enzo	0:17,954	140 Scionti,Enzo	0:15,162
4 114 Ried,Jonas	0:48,947	140 Scionti,Enzo	0:17,955	128 Øgaard,Sebastian	0:17,955	139 O´sullivan,Zak	0:15,174
5 130 Knopp,Josef	0:48,957	135 Degnbol,Noah	0:17,962	109 Mesch,Joel	0:17,962	124 Hejgaard,Mikkel	0:15,181
6 107 Hamtke,Nico	0:48,975	143 Ten Brinke,Thomas	0:17,975	143 Ten Brinke,Thomas	0:17,975	143 Ten Brinke,Thomas	0:15,185
7 131 Dörr,Ben	0:48,979	128 Øgaard,Sebastian	0:17,979	131 Dörr,Ben	0:17,979	107 Hamtke,Nico	0:15,202
8 139 O´sullivan,Zak	0:49,013	109 Mesch,Joel	0:17,991	153 Bertini Colla,Leonardo	0:17,991	160 Haralampiev,Maksim	0:15,214
9 144 Aron,Paul	0:49,039	107 Hamtke,Nico	0:17,993	107 Hamtke,Nico	0:17,993	109 Mesch,Joel	0:15,219
10 109 Mesch,Joel	0:49,056	131 Dörr,Ben	0:18,002	139 O´sullivan,Zak	0:18,002	135 Degnbol,Noah	0:15,229
11 172 Leistra,Luca	0:49,115	166 Zug,Lilly	0:18,008	172 Leistra,Luca	0:18,008	172 Leistra,Luca	0:15,230
12 143 Ten Brinke,Thomas	0:49,116	136 Rees,Matthew	0:18,009	130 Knopp,Josef	0:18,009	138 Askey,Kai	0:15,231
13 136 Rees,Matthew	0:49,125	139 O´sullivan,Zak	0:18,017	136 Rees,Matthew	0:18,017	144 Aron,Paul	0:15,235
14 153 Bertini Colla,Leonardo	0:49,125	130 Knopp,Josef	0:18,019	144 Aron,Paul	0:18,019	131 Dörr,Ben	0:15,238
15 124 Hejgaard,Mikkel	0:49,184	116 Zanfari,Suleiman	0:18,022	108 Weimann,Julie	0:18,022	156 Crawford,Jak	0:15,238
16 160 Haralampiev,Maksim	0:49,185	114 Ried,Jonas	0:18,024	124 Hejgaard,Mikkel	0:18,024	136 Rees,Matthew	0:15,246
17 156 Crawford,Jak	0:49,209	153 Bertini Colla,Leonardo	0:18,039	126 Dolischka,Jorden	0:18,039	114 Ried,Jonas	0:15,250
18 135 Degnbol,Noah	0:49,223	124 Hejgaard,Mikkel	0:18,053	156 Crawford,Jak	0:18,053	157 Villa,Edoardo Ludovico	0:15,251
19 157 Villa,Edoardo Ludovico	0:49,328	160 Haralampiev,Maksim	0:18,054	160 Haralampiev,Maksim	0:18,054	112 Lagrotteria,Antonio	0:15,279
20 115 Livinenko,Egor	0:49,329	156 Crawford,Jak	0:18,067	129 Ploeg,Bart	0:18,067	116 Zanfari,Suleiman	0:15,282
21 166 Zug,Lilly	0:49,405	108 Weimann,Julie	0:18,114	135 Degnbol,Noah	0:18,114	108 Weimann,Julie	0:15,286
22 129 Ploeg,Bart	0:49,435	115 Livinenko,Egor	0:18,130	122 Ringdahl,Neo	0:18,130	153 Bertini Colla,Leonardo	0:15,294
23 116 Zanfari,Suleiman	0:49,457	127 Primm,Simon Connor	0:18,139	115 Livinenko,Egor	0:18,139	115 Livinenko,Egor	0:15,301
24 108 Weimann,Julie	0:49,459	129 Ploeg,Bart	0:18,145	165 Tanggaard,Emil	0:18,145	122 Ringdahl,Neo	0:15,308
25 122 Ringdahl,Neo	0:49,459	122 Ringdahl,Neo	0:18,148	127 Primm,Simon Connor	0:18,148	129 Ploeg,Bart	0:15,314
26 167 Pul,Jonas	0:49,486	165 Tanggaard,Emil	0:18,151	157 Villa,Edoardo Ludovico	0:18,151	166 Zug,Lilly	0:15,338
27 165 Tanggaard,Emil	0:49,490	157 Villa,Edoardo Ludovico	0:18,161	166 Zug,Lilly	0:18,161	127 Primm,Simon Connor	0:15,365
28 126 Dolischka,Jorden	0:49,490	112 Lagrotteria,Antonio	0:18,177	167 Pul,Jonas	0:18,177	126 Dolischka,Jorden	0:15,371
29 127 Primm,Simon Connor	0:49,492	163 Van Loenen,Bastiaan	0:18,177	116 Zanfari,Suleiman	0:18,177	125 Karlsson,William	0:15,374
30 112 Lagrotteria,Antonio	0:49,514	167 Pul,Jonas	0:18,181	112 Lagrotteria,Antonio	0:18,181	167 Pul,Jonas	0:15,390
31 110 Rosam,Max	0:49,929	126 Dolischka,Jorden	0:18,189	125 Karlsson,William	0:18,189	165 Tanggaard,Emil	0:15,409
32 125 Karlsson,William	0:49,941	110 Rosam,Max	0:18,241	110 Rosam,Max	0:18,241	163 Van Loenen,Bastiaan	0:15,443
33 163 Van Loenen,Bastiaan	0:49,959	125 Karlsson,William	0:18,244	163 Van Loenen,Bastiaan	0:18,244	110 Rosam,Max	0:15,451

### Warm Up DJKM (OK-Junior)

#### Die schnellsten Zeiten

Ort	Nr. Fahrername	Zeit	Streckenl.	Ø Speed
Ziel	140 Sciomti,Enzo	0:48,886	1190 m	87,6 km/h
Sektion 1	144 Aaron,Paul	0:17,874	452 m	91,0 km/h
Sektion 2	138 Askey,Kai	0:15,639	368 m	84,7 km/h
Sektion 3	130 Knopp,Josef	0:15,148	370 m	87,9 km/h

best	Smr.140 Sciomti,Enzo USA CRG Holland			Smr.128 Øgaard,Sebastian DNK TK Racing			Smr.138 Askey,Kai GBR Ricky Flynn Motorsport			Smr.114 Ried,Jonas DEU Solgar Motorsport			Smr.130 Knopp,Josef CZE TB Racing Team									
	theoretisch mögliche Bestzeit	Ziel	Sektion 3	theoretisch mögliche Bestzeit	Ziel	Sektion 3	theoretisch mögliche Bestzeit	Ziel	Sektion 3	theoretisch mögliche Bestzeit	Ziel	Sektion 3	theoretisch mögliche Bestzeit	Ziel	Sektion 3							
Runde 1	0:50,072	0:18,740	0:16,004	0:15,328	0:15,328	0:15,328	0:49,337	0:18,099	0:15,881	0:15,357	0:49,369	0:18,180	0:15,800	0:15,389	0:50,339	0:18,537	0:16,041	0:15,761	0:50,340	0:18,507	0:16,264	0:15,569
Runde 2	0:49,206	0:17,985	0:15,796	0:15,425	0:15,425	0:15,367	0:49,305	0:18,006	0:15,932	0:15,367	0:49,366	0:18,031	0:15,947	0:15,388	0:49,726	0:18,246	0:16,065	0:15,415	0:49,149	0:18,129	0:15,797	0:15,223
Runde 3	0:48,965	0:17,955	0:15,791	0:15,219	0:15,219	0:15,272	0:49,047	0:17,992	0:15,783	0:15,272	0:49,050	0:18,180	0:15,639	0:15,231	0:49,208	0:18,029	0:15,759	0:15,420	0:48,957	0:18,039	0:15,770	0:15,148
Runde 4	0:49,279	0:18,044	0:15,925	0:15,310	0:15,310	0:15,247	0:48,925	0:17,979	0:15,699	0:15,247	0:49,774	0:18,305	0:16,118	0:15,351	0:49,174	0:18,024	0:15,779	0:15,371	0:49,320	0:18,122	0:15,806	0:15,392
Runde 5	0:49,113	0:18,156	0:15,734	0:15,223	0:15,223	0:15,207	0:48,965	0:18,001	0:15,757	0:15,207	0:49,023	0:18,001	0:15,685	0:15,337	0:48,947	0:18,047	0:15,650	0:15,250	0:49,783	0:18,207	0:15,993	0:15,583
Runde 6	0:48,886	0:18,008	0:15,716	0:15,162	0:15,162	0:15,160	0:49,113	0:18,061	0:15,832	0:15,160	0:48,982	0:17,984	0:15,673	0:15,325	0:49,132	0:18,096	0:15,715	0:15,321	0:49,224	0:18,144	0:15,806	0:15,274
Runde 7	0:49,396	0:18,007	0:15,901	0:15,488	0:15,488	0:15,160	0:48,983	0:18,033	0:15,790	0:15,160	0:49,125	0:18,001	0:15,721	0:15,403	0:49,120	0:18,055	0:15,751	0:15,314	0:49,283	0:18,197	0:15,875	0:15,211
Runde 8	0:49,235	0:18,153	0:15,850	0:15,232	0:15,232	0:15,154	0:48,899	0:17,997	0:15,748	0:15,154	0:48,915	0:17,972	0:15,642	0:15,301	0:49,380	0:18,264	0:15,796	0:15,320	0:49,073	0:18,092	0:15,796	0:15,185
Runde 9	0:49,368	0:18,111	0:15,919	0:15,338	0:15,338	0:15,165	0:49,082	0:18,041	0:15,876	0:15,165	0:49,148	0:17,944	0:15,699	0:15,505	0:50,197	0:19,042	0:15,885	0:15,270	0:49,056	0:18,102	0:15,776	0:15,178
Runde 10	0:49,156	0:18,116	0:15,809	0:15,231	0:15,231	0:15,202	0:48,981	0:17,990	0:15,789	0:15,202	0:49,071	0:18,017	0:15,741	0:15,313	0:49,275	0:18,079	0:15,901	0:15,295	0:49,331	0:18,019	0:15,995	0:15,317
Runde 11	0:49,080	0:18,088	0:15,672	0:15,320	0:15,320	0:15,196	0:49,052	0:18,010	0:15,846	0:15,196	0:49,168	0:18,070	0:15,770	0:15,328	0:49,168	0:18,070	0:15,770	0:15,328	0:49,221	0:18,072	0:15,938	0:15,211

### Warm Up DJKM (OK-Junior)

#### Die schnellsten Zeiten

Ort	Nr. Fahrername	Zeit	Streckenl.	ø Speed
Ziel	140 Scionti,Enzo	0:48,886	1190 m	87,6 km/h
Sektion 1	144 Aron,Paul	0:17,874	452 m	91,0 km/h
Sektion 2	138 Askey,Karl	0:15,639	368 m	84,7 km/h
Sektion 3	130 Knopp,Josef	0:15,148	370 m	87,9 km/h

best	Smr.107 Hamtke,Nico DEU 3G Racing		Smr.131 Dörr,Ben DEU TB Racing Team		Smr.139 O'sullivan,Zak GBR Ricky Flynn Motorsport		Smr.144 Aron,Paul EST Ricky Flynn Motorsport		Smr.109 Mesch,Joel DEU KSM Schumacher Racing Team				
	theoretisch mögliche Bestzeit	Ziel	theoretisch mögliche Bestzeit	Ziel	theoretisch mögliche Bestzeit	Ziel	theoretisch mögliche Bestzeit	Ziel	theoretisch mögliche Bestzeit	Ziel			
Runde 1	0:49,998	0:16,132	0:15,467	0:15,903	0:15,431	0:49,527	0:18,213	0:16,106	0:15,208	0:53,645	0:21,812	0:16,421	0:15,412
Runde 2	0:49,283	0:18,147	0:15,838	0:15,298	0:15,298	0:49,210	0:18,190	0:15,755	0:15,265	0:49,318	0:18,132	0:15,879	0:15,307
Runde 3	0:48,975	0:17,993	0:15,753	0:15,229	0:15,243	0:49,013	0:18,017	0:15,822	0:15,174	0:52,212	0:18,044	0:16,222	0:17,946
Runde 4	0:49,839	0:18,135	0:16,403	0:15,301	0:15,253	0:49,549	0:18,359	0:15,856	0:15,334	0:49,762	0:18,637	0:15,844	0:15,281
Runde 5	0:49,075	0:18,098	0:15,775	0:15,202	0:15,243	2:14,652	1:42,722	0:16,503	0:15,427	0:49,447	0:18,196	0:15,990	0:15,232
Runde 6	0:50,068	0:18,473	0:16,273	0:15,322	0:15,312	0:49,086	0:18,087	0:15,792	0:15,207	0:49,064	0:17,966	0:15,863	0:15,244
Runde 7	0:49,583	0:18,317	0:15,896	0:15,370	0:15,312	0:49,634	0:18,187	0:15,852	0:15,595	0:49,064	0:17,943	0:15,885	0:15,236
Runde 8	0:49,482	0:18,234	0:15,963	0:15,285	0:15,312	0:49,106	0:18,041	0:15,762	0:15,303	0:49,301	0:17,965	0:15,806	0:15,530
Runde 9	0:49,705	0:18,155	0:15,918	0:15,632	0:15,346	0:49,066	0:18,048	0:15,765	0:15,253	0:49,039	0:17,942	0:15,823	0:15,274
Runde 10	0:49,297	0:18,097	0:15,840	0:15,360	0:15,330	0:49,315	0:18,087	0:15,898	0:15,330	0:49,150	0:18,024	0:15,793	0:15,333
Runde 11	0:49,243	0:18,091	0:15,840	0:15,312	0:16,138	0:49,963	0:18,006	0:15,819	0:16,138	0:49,237	0:18,066	0:15,854	0:15,317



Warm Up DJKM (DK-Junior)

Die schnellsten Zeiten

Ort	Nr. Fahrername	Zeit	Streckenl.	Ø Speed
Ziel	140 Scionti,Enzo	0:48,886	1190 m	87,6 km/h
Sektion 1	144 Aaron,Paul	0:17,874	452 m	91,0 km/h
Sektion 2	138 Askey,Karl	0:15,639	368 m	84,7 km/h
Sektion 3	130 Knopp,Josef	0:15,148	370 m	87,9 km/h

	Smr.172 Leistra,Luca BEL	Smr.143 Ten Brinke,Thomas NLD	Smr.136 Rees,Matthew GBR	Smr.153 Bertini Colla,Leonardo ITA	Smr.124 Hejgaard,Mikkel DNK
	KMS EUROPE KFT	Ricky Flynn Motorsport	Ricky Flynn Motorsport	CRG Holland	KSB RACING TEAM
	theoretisch mögliche Bestzeit 0:48,941	theoretisch mögliche Bestzeit 0:48,872	theoretisch mögliche Bestzeit 0:49,030	theoretisch mögliche Bestzeit 0:49,079	theoretisch mögliche Bestzeit 0:49,046
best	Ziel Sektion 1 Sektion 2 Sektion 3	Ziel Sektion 1 Sektion 2 Sektion 3	Ziel Sektion 1 Sektion 2 Sektion 3	Ziel Sektion 1 Sektion 2 Sektion 3	Ziel Sektion 1 Sektion 2 Sektion 3
Runde 1	0:49,115 0:17,954 0:15,757 0:15,230	0:49,116 0:17,975 0:15,712 0:15,185	0:49,125 0:18,009 0:15,775 0:15,246	0:49,125 0:18,039 0:15,746 0:15,294	0:49,184 0:18,053 0:15,812 0:15,181
Runde 2	0:49,484 0:18,153 0:15,944 0:15,387	0:49,683 0:18,318 0:15,902 0:15,463	0:49,355 0:18,180 0:15,854 0:15,321	0:53,267 0:18,728 0:17,213 0:17,326	0:50,575 0:18,908 0:16,210 0:15,457
Runde 3	0:49,623 0:18,035 0:15,894 0:15,694	0:49,206 0:18,130 0:15,764 0:15,312	0:49,125 0:18,009 0:15,856 0:15,260	0:50,050 0:18,486 0:16,110 0:15,454	0:49,564 0:18,288 0:15,906 0:15,370
Runde 4	0:49,499 0:18,474 0:15,757 0:15,268	0:49,591 0:18,064 0:15,812 0:15,715	0:49,374 0:18,095 0:15,865 0:15,414	0:49,405 0:18,217 0:15,834 0:15,354	0:49,736 0:18,298 0:16,103 0:15,335
Runde 5	0:49,115 0:18,014 0:15,871 0:15,230	0:49,116 0:18,203 0:15,712 0:15,201	0:49,156 0:18,135 0:15,775 0:15,246	0:49,178 0:18,039 0:15,845 0:15,294	0:49,442 0:18,126 0:16,053 0:15,263
Runde 6	0:49,279 0:18,040 0:15,961 0:15,278	0:49,399 0:18,094 0:16,029 0:15,276	0:49,393 0:18,177 0:15,950 0:15,266	0:50,020 0:18,225 0:16,208 0:15,587	0:49,342 0:18,138 0:15,873 0:15,331
Runde 7	0:49,378 0:18,075 0:15,881 0:15,422	0:49,138 0:18,228 0:15,725 0:15,185	0:49,710 0:18,444 0:15,870 0:15,396	0:54,261 0:18,112 0:18,482 0:17,667	0:49,184 0:18,139 0:15,864 0:15,181
Runde 8	0:49,128 0:17,954 0:15,912 0:15,262	0:49,416 0:18,058 0:16,125 0:15,233	0:49,247 0:18,114 0:15,854 0:15,279	0:49,436 0:18,192 0:15,899 0:15,345	0:49,211 0:18,053 0:15,829 0:15,329
Runde 9	0:49,483 0:18,296 0:15,868 0:15,319	0:49,217 0:18,016 0:15,988 0:15,213	0:49,456 0:18,164 0:15,956 0:15,336	0:50,942 0:18,295 0:16,047 0:16,600	0:49,340 0:18,179 0:15,837 0:15,324
Runde 10	0:49,411 0:18,157 0:15,886 0:15,368	0:49,331 0:17,975 0:15,966 0:15,390	0:49,664 0:18,212 0:16,002 0:15,450	1:24,779 0:50,159 0:16,229 0:18,391	0:49,190 0:18,091 0:15,859 0:15,240
Runde 11	0:49,274 0:18,079 0:15,825 0:15,370	0:49,270 0:18,261 0:15,823 0:15,186	0:49,423 0:18,212 0:15,869 0:15,342	0:49,455 0:18,229 0:15,851 0:15,375	0:49,226 0:18,142 0:15,812 0:15,272
	0:49,419 0:18,104 0:15,957 0:15,358	0:51,147 0:18,179 0:16,537 0:16,431	0:49,668 0:18,199 0:15,947 0:15,522	0:49,125 0:18,056 0:15,746 0:15,323	0:49,308 0:18,195 0:15,900 0:15,213

### Warm Up DJKM (OK-Junior)

#### Die schnellsten Zeiten

Ort	Nr. Fahrername	Zeit	Streckenl.	ø Speed
Ziel	140 Scionti,Enzo	0:48,886	1190 m	87,6 km/h
Sektion 1	144 Aaron,Paul	0:17,874	452 m	91,0 km/h
Sektion 2	138 Askey,Karl	0:15,639	368 m	84,7 km/h
Sektion 3	130 Knopp,Josef	0:15,148	370 m	87,9 km/h

	Stmr.160 Haraldampiev,Maksim DEU Maxim Racing Sport		Stmr.156 Crawford,Jak USA Kosmic Racing Department		Stmr.135 Degnbol,Noah DNK RS Competition		Stmr.157 Villa,Edoardo Ludovico ITA Tbkart Srl		Stmr.115 Litvinenko,Egor DEU FS-RL Competition											
	theoretisch mögliche Bestzeit	Sektion 2	theoretisch mögliche Bestzeit	Sektion 2	theoretisch mögliche Bestzeit	Sektion 2	theoretisch mögliche Bestzeit	Sektion 2	theoretisch mögliche Bestzeit	Sektion 2										
best	0:49,185	0:18,054	0:15,855	0:15,214	0:49,209	0:18,067	0:15,853	0:15,238	0:49,223	0:17,962	0:15,861	0:15,229	0:49,328	0:18,161	0:15,904	0:15,251	0:49,329	0:18,130	0:15,882	0:15,301
Runde 1	0:53,483	0:20,672	0:17,331	0:15,480	0:50,382	0:18,764	0:16,147	0:15,471	0:50,841	0:18,642	0:16,514	0:15,685	0:49,981	0:18,413	0:16,115	0:15,453	0:53,261	0:21,114	0:16,323	0:15,824
Runde 2	0:49,634	0:18,270	0:16,032	0:15,332	0:49,609	0:18,286	0:15,977	0:15,346	0:49,734	0:18,204	0:16,114	0:15,416	0:49,634	0:18,347	0:15,927	0:15,360	0:50,357	0:18,294	0:16,045	0:16,018
Runde 3	0:49,646	0:18,219	0:16,076	0:15,351	0:49,344	0:18,173	0:15,921	0:15,250	0:49,305	0:18,033	0:16,013	0:15,259	0:49,420	0:18,182	0:15,931	0:15,307	0:49,705	0:18,354	0:15,912	0:15,439
Runde 4	0:49,471	0:18,242	0:15,944	0:15,285	0:49,209	0:18,115	0:15,853	0:15,241	0:49,223	0:17,962	0:15,929	0:15,332	0:49,510	0:18,191	0:15,935	0:15,384	0:50,053	0:18,655	0:15,915	0:15,483
Runde 5	0:49,626	0:18,247	0:15,969	0:15,410	0:56,437	0:21,141	0:20,007	0:15,289	0:49,387	0:17,983	0:15,906	0:15,498	0:49,606	0:18,296	0:15,979	0:15,331	0:50,411	0:19,030	0:16,020	0:15,361
Runde 6	0:49,198	0:18,090	0:15,894	0:15,214	0:49,718	0:18,523	0:15,862	0:15,333	0:49,265	0:18,021	0:15,914	0:15,330	0:49,432	0:18,213	0:15,904	0:15,315	0:50,572	0:18,481	0:16,533	0:15,558
Runde 7	0:49,185	0:18,054	0:15,855	0:15,276	0:49,715	0:18,138	0:16,249	0:15,328	0:49,274	0:17,967	0:15,965	0:15,342	0:50,935	0:18,205	0:15,943	0:16,787	0:50,130	0:18,483	0:16,227	0:15,420
Runde 8	0:49,545	0:18,356	0:15,911	0:15,278	0:49,572	0:18,067	0:15,953	0:15,552	0:50,619	0:19,430	0:15,915	0:15,274	0:49,481	0:18,277	0:15,953	0:15,251	0:49,451	0:18,217	0:15,887	0:15,347
Runde 9	0:49,432	0:18,084	0:16,007	0:15,341	0:49,652	0:18,511	0:15,903	0:15,238	0:49,547	0:18,379	0:15,861	0:15,307	0:49,328	0:18,161	0:15,916	0:15,251	0:49,642	0:18,248	0:15,989	0:15,405
Runde 10	0:49,241	0:18,110	0:15,897	0:15,234	0:49,438	0:18,147	0:15,957	0:15,334	0:55,203	0:18,013	0:17,854	0:19,336	0:49,595	0:18,233	0:15,987	0:15,375	0:49,401	0:18,130	0:15,889	0:15,382
Runde 11	0:49,405	0:18,118	0:16,003	0:15,284	0:49,313	0:18,140	0:15,858	0:15,315	0:49,649	0:18,330	0:16,090	0:15,229	0:49,544	0:18,217	0:16,009	0:15,318	0:49,329	0:18,146	0:15,882	0:15,301

### Warm Up DJKM (OK-Junior)

#### Die schnellsten Zeiten

Ort	Nr. Fahrername	Zeit	Streckenl.	Ø Speed
Ziel	140 Scionti,Enzo	0:48,886	1190 m	87,6 km/h
Sektion 1	144 Aron,Paul	0:17,874	452 m	91,0 km/h
Sektion 2	138 Askey,Karl	0:15,639	368 m	84,7 km/h
Sektion 3	130 Knopp,Josef	0:15,148	370 m	87,9 km/h

best	Snr.166 Zug,Lilly DEU TB Racing Team		Snr.129 Ploeg,Bart NLD Zanardi Racing Team		Snr.116 Zanfari,Suleiman MAR LOTUS RACING KARTS		Snr.108 Weirmann,Julie DEU Solgar Motorsport		Snr.122 Ringdahl,Neo SWE JP Racing												
	theoretisch mögliche Bestzeit	0:49,261	theoretisch mögliche Bestzeit	0:49,315	theoretisch mögliche Bestzeit	0:49,269	theoretisch mögliche Bestzeit	0:49,197	theoretisch mögliche Bestzeit	0:49,317											
Runde 1	Ziel Sektion 1	0:50,200	0:18,404	0:16,165	0:15,631	0:50,264	0:18,602	0:16,201	0:15,461	0:50,349	0:18,798	0:16,088	0:15,463	0:51,509	0:18,800	0:16,715	0:15,994	0:50,353	0:18,349	0:16,141	0:15,863
Runde 2	Ziel Sektion 2	0:50,076	0:18,424	0:16,097	0:15,555	0:49,435	0:18,265	0:15,856	0:15,314	0:49,982	0:18,493	0:15,989	0:15,500	0:50,300	0:18,316	0:16,188	0:15,796	0:49,814	0:18,284	0:16,044	0:15,486
Runde 3	Ziel Sektion 3	0:49,517	0:18,114	0:15,950	0:15,453	0:50,072	0:18,219	0:16,311	0:15,542	0:50,324	0:18,547	0:16,290	0:15,487	0:49,459	0:18,114	0:15,869	0:15,476	0:49,701	0:18,279	0:16,027	0:15,395
Runde 4	Ziel Sektion 1	0:49,579	0:18,177	0:15,973	0:15,429	0:50,279	0:18,600	0:16,303	0:15,376	0:49,565	0:18,120	0:16,030	0:15,415	0:49,849	0:18,766	0:15,797	0:15,286	0:49,607	0:18,253	0:15,973	0:15,381
Runde 5	Ziel Sektion 2	0:49,475	0:18,089	0:15,963	0:15,423	0:50,186	0:18,656	0:16,068	0:15,462	0:49,534	0:18,090	0:16,006	0:15,438	0:49,971	0:18,272	0:16,109	0:15,590	0:49,813	0:18,379	0:15,972	0:15,462
Runde 6	Ziel Sektion 3	0:49,456	0:18,138	0:15,915	0:15,403	0:50,767	0:19,213	0:16,129	0:15,425	0:49,457	0:18,120	0:16,018	0:15,319	0:49,631	0:18,218	0:15,977	0:15,436	0:49,816	0:18,416	0:16,025	0:15,375
Runde 7	Ziel Sektion 1	0:50,040	0:18,154	0:16,066	0:15,820	0:50,906	0:18,209	0:16,041	0:16,656	0:49,713	0:18,466	0:15,965	0:15,282	0:49,468	0:18,249	0:15,910	0:15,309	0:50,463	0:18,666	0:16,342	0:15,455
Runde 8	Ziel Sektion 2	0:49,405	0:18,131	0:15,936	0:15,338	1:43,332	1:11,512	0:16,221	0:15,599	0:49,602	0:18,161	0:16,021	0:15,420	0:49,746	0:18,334	0:15,977	0:15,435	0:49,589	0:18,287	0:15,982	0:15,320
Runde 9	Ziel Sektion 3	0:49,425	0:18,008	0:15,929	0:15,488	0:49,812	0:18,427	0:15,964	0:15,421	0:50,317	0:18,022	0:16,758	0:15,537	0:49,467	0:18,196	0:15,958	0:15,313	0:49,490	0:18,205	0:15,861	0:15,424
Runde 10	Ziel Sektion 1	0:49,639	0:18,131	0:16,117	0:15,391	0:49,549	0:18,145	0:15,876	0:15,528	0:49,638	0:18,113	0:16,074	0:15,451	0:49,673	0:18,180	0:15,956	0:15,537	0:49,459	0:18,266	0:15,885	0:15,308
Runde 11	Ziel Sektion 2	0:18,040								0:49,816	0:18,081	0:15,984	0:15,751	0:49,548	0:18,192	0:15,952	0:15,404	0:49,521	0:18,148	0:16,019	0:15,354

### Warm Up DJKM (DK-Junior)

#### Die schnellsten Zeiten

Ort	Nr. Fahrername	Zeit	Streckenl.	Ø Speed
Ziel	140 Scionti,Enzo	0:48,886	1190 m	87,6 km/h
Sektion 1	144 Aaron,Paul	0:17,874	452 m	91,0 km/h
Sektion 2	138 Askey,Karl	0:15,639	368 m	84,7 km/h
Sektion 3	130 Knopp,Josef	0:15,148	370 m	87,9 km/h

	Snr.167 Pui,Jonas NLD CRG Holland				Snr.165 Tanggaard,Emil DNK HK Motorsport				Snr.126 Dolitschka,Jorden AUT KSB RACING TEAM				Snr.127 Primm,Simon Connor DEU Team NKS				Snr.112 Lagrotteria,Antonio CHE Innovate Competition			
	theoretisch mögliche Bestzeit	Sektion 1	Sektion 2	Sektion 3	theoretisch mögliche Bestzeit	Sektion 1	Sektion 2	Sektion 3	theoretisch mögliche Bestzeit	Sektion 1	Sektion 2	Sektion 3	theoretisch mögliche Bestzeit	Sektion 1	Sektion 2	Sektion 3	theoretisch mögliche Bestzeit	Sektion 1	Sektion 2	Sektion 3
best	0:49,486	0:18,181	0:15,915	0:15,390	0:49,490	0:18,151	0:15,883	0:15,409	0:49,490	0:18,189	0:15,821	0:15,371	0:49,492	0:18,139	0:15,887	0:15,365	0:49,514	0:18,177	0:15,972	0:15,279
Runde 1	0:50,382	0:18,517	0:16,212	0:15,653	0:50,165	0:18,296	0:16,313	0:15,556	0:50,294	0:18,334	0:16,368	0:15,592	0:53,423	0:20,671	0:16,914	0:15,838	0:50,790	0:19,161	0:16,108	0:15,521
Runde 2	0:49,837	0:18,329	0:16,019	0:15,489	0:49,754	0:18,253	0:16,014	0:15,487	0:49,706	0:18,201	0:15,891	0:15,614	0:50,157	0:18,500	0:16,068	0:15,589	0:49,592	0:18,209	0:15,991	0:15,392
Runde 3	0:49,778	0:18,288	0:15,980	0:15,510	0:49,736	0:18,230	0:16,086	0:15,420	0:49,601	0:18,236	0:15,877	0:15,488	0:50,422	0:18,599	0:16,017	0:15,806	0:50,398	0:18,437	0:16,551	0:15,410
Runde 4	0:49,486	0:18,181	0:15,915	0:15,390	0:49,902	0:18,422	0:15,991	0:15,489	0:50,634	0:18,298	0:16,232	0:16,104	0:50,012	0:18,404	0:15,901	0:15,707	0:49,674	0:18,406	0:15,972	0:15,296
Runde 5	0:50,107	0:18,206	0:15,974	0:15,927	0:49,840	0:18,234	0:16,057	0:15,549	0:49,655	0:18,270	0:15,912	0:15,473	0:50,334	0:18,333	0:16,000	0:16,001	0:51,383	0:18,262	0:17,594	0:15,527
Runde 6	2:06,443	1:34,574	0:16,253	0:15,616	0:50,741	0:18,327	0:16,063	0:16,351	0:49,585	0:18,245	0:15,875	0:15,465	0:49,695	0:18,295	0:16,005	0:15,395	0:49,514	0:18,262	0:15,973	0:15,279
Runde 7	0:49,953	0:18,415	0:16,000	0:15,538	1:48,060	1:15,692	0:16,345	0:16,023	0:49,591	0:18,213	0:15,937	0:15,441	0:49,640	0:18,256	0:15,992	0:15,392	0:49,657	0:18,266	0:16,028	0:15,363
Runde 8	0:49,935	0:18,390	0:16,043	0:15,502	0:49,785	0:18,265	0:15,979	0:15,541	0:50,040	0:18,642	0:15,959	0:15,439	0:49,492	0:18,193	0:15,934	0:15,365	0:49,902	0:18,266	0:16,138	0:15,498
Runde 9	0:50,151	0:18,465	0:16,012	0:15,674	0:49,493	0:18,151	0:15,925	0:15,417	0:49,490	0:18,189	0:15,888	0:15,413	0:49,585	0:18,289	0:15,896	0:15,400	0:50,398	0:18,764	0:16,249	0:15,385
Runde 10					0:49,490	0:18,198	0:15,883	0:15,409	0:49,640	0:18,448	0:15,821	0:15,371	0:49,649	0:18,216	0:15,968	0:15,465	0:49,545	0:18,177	0:16,026	0:15,342
Runde 11									0:49,590	0:18,139	0:15,887	0:15,564					0:51,137	0:18,251	0:16,243	0:16,643

**Warm Up DJKM (OK-Junior)**

## Die schnellsten Zeiten

Ort	Nr. Fahrername	Zeit	Streckenl.	ø Speed
Ziel	140 Scionti,Enzo	0:48,886	1190 m	87,6 km/h
Sektion 1	144 Aaron,Paul	0:17,874	452 m	91,0 km/h
Sektion 2	138 Askey,Karl	0:15,639	368 m	84,7 km/h
Sektion 3	130 Knopp,Josef	0:15,148	370 m	87,9 km/h

best	Snr. 110 Rosam,Max DEU TR Motorsport		Snr. 125 Karlsson,William SWE JP Racing		Snr. 163 Van Loenen,Bastiaan NLD Zanardi Racing Team							
	theoretisch mögliche Bestzeit	theoretisch mögliche Bestzeit	theoretisch mögliche Bestzeit	theoretisch mögliche Bestzeit	theoretisch mögliche Bestzeit	theoretisch mögliche Bestzeit						
Runde 1	0:50,981	0:18,764	0:16,443	0:15,774	0:50,718	0:18,930	0:16,144	0:15,644	0:50,445	0:18,267	0:16,391	0:15,787
Runde 2	0:50,075	0:18,374	0:16,167	0:15,534	0:50,314	0:18,304	0:16,393	0:15,617	0:49,975	0:18,206	0:16,158	0:15,611
Runde 3	0:50,227	0:18,317	0:16,300	0:15,610	0:49,994	0:18,369	0:16,120	0:15,505	0:49,994	0:18,428	0:16,062	0:15,504
Runde 4	0:49,929	0:18,241	0:16,130	0:15,558	0:51,141	0:18,300	0:16,011	0:16,830	0:50,285	0:18,177	0:16,316	0:15,792
Runde 5	0:50,643	0:18,273	0:16,377	0:15,993	0:51,505	0:19,702	0:16,265	0:15,538	0:49,959	0:18,304	0:16,115	0:15,540
Runde 6	0:51,551	0:18,307	0:16,622	0:16,622	2:37,720	2:05,607	0:16,587	0:15,526	0:50,074	0:18,256	0:16,243	0:15,575
Runde 7	2:44,669	2:12,892	0:16,237	0:15,540	0:50,427	0:18,272	0:16,293	0:15,862	0:50,247	0:18,266	0:16,130	0:15,851
Runde 8	0:50,296	0:18,804	0:16,041	0:15,451	0:49,995	0:18,531	0:16,090	0:15,374	0:50,901	0:19,273	0:16,185	0:15,443
Runde 9	0:50,232	0:18,671	0:16,071	0:15,490	0:49,941	0:18,244	0:16,305	0:15,392	0:51,337	0:18,298	0:16,112	0:16,927
Runde 10												



Strecke / track: 1190m

schnellste Rennrunde gefahren von Sebastian Ogaard aus Lauf 1 / Runde 9 in 0:48,883


Pos	Str. Nr.	Fahrer / Driver	Nation	Bewerber/Sponsor	Nation	Linenz/B-Lizenz	Chassis/Motor/Reifen	Punkte Points	Quali POS	Lauf Heat	Pos	Punkte Points	Rn. Lp	Zeit Time	schnellste Runde fastest Lap	in Runde in Lap
41	113	Tohum, Arthur	DEU	TR Motorsport	DEU	IKCJ 1160352 KFB 1080519	Jesola / TM / Vega	51	20	1	20	20	3	2:39,494	0:50,610	2
42	133	Voncken, Luca	DEU	DS Kartsport	DEU	IKCJ 1153982 KBF 1154357	Mach1 / TM / Vega	54	17	3	29	29	4	4:25,764	1:03,200	4
43	111	Naude, Toni Kayla	CHE	Innovate Competition	CHE	500287 500033	Exprit / Vortex / Vega	55	38	1	28	28	-	0:03,295	-	-
44	168	Scheef, Emil	DNK	Hk Motorsport	DNK	66544 81330	KR / Parilla / Vega	55	41	3	26	26	8	10:08,728	1:02,267	8

Rennleitung: Rüdiger Luth Racedirektor: Thomas Lainer

Sportkommissare: Thomas Ferrero / Ulrich Bell / Franz-Josef Serr / FrankTautenhahn

Techn. Kommissare: H.-J. Dangers / A.Sengpiel / M. Grasshoff / C. Schmidt / D.Pietzko / W.Amend / M.Ambrosius

Zeitnahme: KART-DATA timing service Franz Schieszler / Manuela Hintner



17	110	TR Motorsport Rosam Max Startposition 33	17	112	Innovate Competition Lagrotteria Antonio Startposition 34
16	125	JP Racing Karlsson William Startposition 31	16	166	TB Racing Team Zug Lilly Startposition 32
15	116	LOTUS RACING KARTS Zanfari Suleiman Startposition 29	15	165	HK Motorsport Tanggaard Emil Startposition 30
14	115	FS-RL Competition Litvinenko Egor Startposition 27	14	163	Zanardi Racing Team Van Loenen Bastiaan Startposition 28
13	139	Ricky Flynn Motorsport O'sullivan Zak Startposition 25	13	126	KSB RACING TEAM Dolischka Jordan Startposition 26
12	167	CRG Holland Pul Jonas Startposition 23	12	122	JP Racing Ringdahl Neo Startposition 24
11	140	CRG Holland Scionti Enzo Startposition 21	11	114	Solgat Motorsport Ried Jonas Startposition 22
10	109	KSM Schumacher Racing Team Mesch Joel Startposition 19	10	108	Solgat Motorsport Weimann Jule Startposition 20
9	144	Ricky Flynn Motorsport Aron Paul Startposition 17	9	127	Team NKS Primm Simon Connor Startposition 18
8	107	3G Racing Hantke Nico Startposition 15	8	153	CRG Holland Bertini Colla Leonardo Startposition 16
7	135	RS Competition Degnbol Noah Startposition 13	7	105	KSM Schumacher Racing Team Bergmeister Jakob Startposition 14
6	157	Tbkart Srl Villa Edoardo Ludovico Startposition 11	6	130	TB Racing Team Knopp Josef Startposition 12
5	160	Maxim Racing Sport Haralampiev Maksim Startposition 9	5	129	Zanardi Racing Team Ploeg Bart Startposition 10
4	138	Ricky Flynn Motorsport Askey Kai Startposition 7	4	136	Ricky Flynn Motorsport Rees Matthew Startposition 8
3	124	KSB RACING TEAM Højgaard Mikkel Startposition 5	3	156	Kosmic Racing Department Crawford Jak Startposition 6
2	172	KMS EUROPE KFT Leistra Luca Startposition 3	2	131	TB Racing Team Dörr Ben Startposition 4
1	143	Ricky Flynn Motorsport Ten Brinke Thomas Startposition 1	1	128	TK Racing Øgaard Sebastian Startposition 2


**Starting Grid Heats DJKM (OK-Junior) Race 1**
**Rennen 16**



Strecke / track: 1190m  
 started: 29 classified: 29 not classified: 0 not started: 1  
 fastest Lap Aron, Paul at: 1:00,697  
 Doc. 2.1

Pos	Str. Nr.	Fahrer / Driver	Nation	Bewerber/Sponsor	Nation	Lizenz/B-Lizenz	Chassis/Motor/Reifen	Points	Runden Laps	Gesamtzeit Differenz	Abstand Gap	beste Runde best Lap	in R. in L.	o Geschw. n Speed
1	128	Ogaard, Sebastian	DNK	TK Racing	DNK	55995 52208	FA Kart / TM / Vega	0	9	9:32,663		1:01,028	9	67,3 km/h 70,2 km/h
2	156	Crawford, Jak	USA	Kosmic Racing Department	ITA	K1 B51-SK-18 JR-c 296927	Kosmic / Vortex / Vega	2	9	9:34,121 0:01,458	0:01,458	1:01,386	9	67,2 km/h 69,8 km/h
3	131	Dörr, Ben	DEU	TB Racing Team	DEU	IKCJ 1162845 KBF 1116906	Kart Republic / Parilla / Vega	3	9	9:34,243 0:01,580	0:00,122	1:02,023	9	67,1 km/h 69,1 km/h
4	124	Højgaard, Mikkel	DNK	KSB RACING TEAM	AUT	53445 BK 002	Kosmic / Vortex / Vega	4	9	9:37,091 0:04,428	0:02,848	1:01,487	9	66,8 km/h 69,7 km/h
5	129	Ploeg, Bart	NLD	Zanardi Racing Team	NLD	40401 28613	Zanardi / Parilla / Vega	5	9	9:37,499 0:04,836	0:00,408	1:01,945	7	66,8 km/h 69,2 km/h
6	172	Leistra, Luca	BEL	KMS EUROPE KFT	HUN	909365 804	Tony Kart / TM / Vega	6	9	9:38,257 0:05,594	0:00,758	1:00,986	9	66,7 km/h 70,2 km/h
7	136	Rees, Matthew	GBR	Ricky Flynn Motorsport	GBR	252931 162392	FA Kart / Vortex / Vega	7	9	9:39,471 0:06,808	0:01,214	1:01,382	9	66,5 km/h 69,8 km/h
8	138	Askey, Kai	GBR	Ricky Flynn Motorsport	GBR	296774 162392	FA Kart / Vortex / Vega	8	9	9:40,832 0:08,169	0:01,361	1:01,201	9	66,4 km/h 70 km/h
9	157	Villa, Edoardo Ludovico	ITA	Tbkart Srl	ITA	360523 297356	TB-Kart / TM / Vega	9	9	9:41,346 0:08,683	0:00,514	1:01,021	9	66,3 km/h 70,2 km/h
10	144	Aron, Paul	EST	Ricky Flynn Motorsport	GBR	K911 162392	FA ALONSO / VORTEX / Vega	10	9	9:42,034 0:09,371	0:00,688	1:00,697	9	66,2 km/h 70,6 km/h
11	105	Bergmeister, Jakob	DEU	KSM Schumacher Racing Team	DEU	IKCJ 1156048 KBF 1067587	Tony Kart / Vortex / Vega	11	9	9:42,371 0:09,708	0:00,337	1:00,830	9	66,2 km/h 70,4 km/h
12	116	Zanfari, Suleiman	INA	LOTUS RACING KARTS	SVN	003/07201E 0225	Tony Kart / Vortex / Vega	12	9	9:43,257 0:10,594	0:00,886	1:00,907	9	66,1 km/h 70,3 km/h
13	130	Knopp, Josef	CZE	TB Racing Team	DEU	1017 KBF 1116906	Kart Republic / Parilla / Vega	13	9	9:43,317 0:10,654	0:00,060	1:01,211	9	66,1 km/h 70 km/h
14	139	O'sullivan, Zak	GBR	Ricky Flynn Motorsport	GBR	274547 162392	FA Kart / Vortex / Vega	14	9	9:46,886 0:14,223	0:03,569	1:00,983	9	65,7 km/h 70,2 km/h
15	108	Weimann, Jule	DEU	Solgat Motorsport	DEU	IKCJ 1159312 KBF 1079882	Birel / TM / Vega	15	9	9:47,065 0:14,402	0:00,179	1:01,368	9	65,7 km/h 69,8 km/h
16	153	Bertini Colla, Leonardo	ITA	CRG Holland	NLD	370635 15521	CRG / TM / Vega	16	9	9:47,936 0:15,273	0:00,871	1:02,417	8	65,6 km/h 68,6 km/h
17	127	Primm, Simon Connor	DEU	Team NKS	DEU	IKCJ 1171081 KBF 1050071	DR / TM / Vega	17	9	9:48,212 0:15,549	0:00,276	1:02,136	8	65,5 km/h 68,9 km/h
18	126	Dolischka, Jordan	AUT	KSB RACING TEAM	AUT	JK 2107 BK 002	Kosmic / Vortex / Vega	18	9	9:48,323 0:15,660	0:00,111	1:02,026	8	65,5 km/h 69,1 km/h
19	154	Bönighausen, Colin Jamie	DEU	KSM Schumacher Racing Team	DEU	IKCJ 1179397 KBF 1067587	Tony Kart / Vortex / Vega	19	9	9:48,432 0:15,769	0:00,109	1:01,781	9	65,5 km/h 69,3 km/h
20	107	Hantke, Nico	DEU	3G Racing	DEU	IKCJ 1145936 KBF 1164077	Tony Kart / Parilla / Vega	20	9	9:48,685 0:16,022	0:00,253	1:01,558	9	65,5 km/h 69,6 km/h
21	112	Lagrotteria, Antonio	CHE	Innovate Competition	CHE	500238 500033	Exprit / Vortex / Vega	21	9	9:49,523 0:16,860	0:00,838	1:02,361	8	65,4 km/h 68,7 km/h
22	109	Mesch, Joel	DEU	KSM Schumacher Racing Team	DEU	IKCJ 1179312 KBF 1067587	Tony Kart / Vortex / Vega	22	9	9:54,398 0:21,735	0:04,875	1:02,339	9	64,9 km/h 68,7 km/h
23	165	Tanggaard, Emil	DNK	HK Motorsport	DNK	66542 81330	Kart Republic / IAME / Vega	23	9	9:54,410 0:21,747	0:00,012	1:02,772	8	64,9 km/h 68,2 km/h
24	155	Speck, Luis Laurin	DEU	Tbkart Srl	ITA	IKCJ 1167417 297356	TB-Kart / Parilla / Vega	24	9	9:55,842 0:23,179	0:01,432	1:02,290	9	64,7 km/h 68,8 km/h
25	121	Bräer, Cherine	DEU	CRG Holland	NLD	IKCJ 1155880 15521	CRG / TM / Vega	25	9	10:03,906 0:31,243	0:08,064	1:03,980	9	63,8 km/h 67 km/h
26	168	Scheef, Emil	DNK	Hk Motorsport	DNK	66544 81330	KR / Parilla / Vega	26	8	10:08,728 1 R	1 R	1:02,267	8	56,3 km/h 68,8 km/h
27	111	Naude, Toni Kayla	CHE	Innovate Competition	CHE	500287 500033	Exprit / Vortex / Vega	27	7	7:49,988 2 R	1 R	1:04,119	7	63,8 km/h 66,8 km/h
28	110	Rosam, Max	DEU	TR Motorsport	DEU	IKCJ 1162238 KBF 1080519	Jesolo / TM / Vega	28	7	9:53,827 2 R	2:03,839	1:13,470	4	50,5 km/h 58,3 km/h
29	133	Voncken, Luca	DEU	DS Kartsport	DEU	IKCJ 1153982 KBF 1154357	Mach 1 / TM / Vega	29	4	4:25,764 5 R	3 R	1:03,200	4	64,5 km/h 67,8 km/h
the following drivers did not start.														
113	Tohum, Arthur	DEU							31					

SiNr. 109,139,108,124,144,136 5 sec penalty Frontfaring

Rennleitung: Rüdiger Luth Racedirektor: Thomas Lainer  
 Sportkommissare: Thomas Ferrero / Ulrich Bell / Franz-Josef Serr / Frank Tautenhahn  
 Techn. Kommissare: H.-J. Dangers / A.Sengpiel / M. Grasshoff / C. Schmidt / D.Pietzko / W.Amend / M.Ambrosius  
 Zeitnahme: KART-DATA timing service Franz Schieszler / Manuela Hintner

Zeitnahme / timekeeping  
 Control *Schieszler*  
 Franz Schieszler  
 Aushangzeit : 17:50:32

**R 11 DJKM (OK-Junior) Heat 3 A < > B**

Strecke / track: 1190

Fahrername Driver	Øgaard Sebastian	Crawford Jak	Dörr Ben	Høigaard Mikkel	Ploeg Bart	Leistra Luca	Rees Matthew	Askey Kai	Edoardo Ludovico	Aron Paul	Bergmeister Jakob	Zanfari Suleiman
schnellste in Runde	1:01,028 Rn. 9	1:01,386 Rn. 9	1:02,023 Rn. 9	1:01,487 Rn. 9	1:01,945 Rn. 7	1:00,986 Rn. 9	1:01,382 Rn. 9	1:01,201 Rn. 9	1:01,021 Rn. 9	1:00,697 Rn. 9	1:00,830 Rn. 9	1:00,907 Rn. 9
Speed	70,2 km/h	69,8 km/h	69,1 km/h	69,7 km/h	69,2 km/h	70,2 km/h	69,8 km/h	70,0 km/h	70,2 km/h	70,6 km/h	70,4 km/h	70,3 km/h
Lap 1	1:05,777	1:06,939	1:07,342	1:06,427	1:08,286	1:07,798	1:08,131	1:09,626	1:08,754	1:07,534	1:08,778	1:11,818
Lap 2	1:05,880	1:04,254	1:04,286	1:04,810	1:05,760	1:05,627	1:04,968	1:05,441	1:07,078	1:06,295	1:06,133	1:05,674
Lap 3	1:04,000	1:04,682	1:04,256	1:04,069	1:04,576	1:05,235	1:04,654	1:05,404	1:04,727	1:04,414	1:04,730	1:05,418
Lap 4	1:03,707	1:03,937	1:03,846	1:03,550	1:03,876	1:04,960	1:03,716	1:04,693	1:05,144	1:05,039	1:06,000	1:04,624
Lap 5	1:02,660	1:03,211	1:02,735	1:03,140	1:03,216	1:03,888	1:03,240	1:04,165	1:03,735	1:03,822	1:03,524	1:04,495
Lap 6	1:03,078	1:02,250	1:02,461	1:02,825	1:02,179	1:02,825	1:02,380	1:03,569	1:03,547	1:02,539	1:03,092	1:02,063
Lap 7	1:02,309	1:02,311	1:02,334	1:02,034	1:01,945	1:02,809	1:01,574	1:02,481	1:02,460	1:02,630	1:03,275	1:02,415
Lap 8	1:02,082	1:02,334	1:02,251	1:01,717	1:02,245	1:02,105	1:01,945	1:01,720	1:01,798	1:01,463	1:02,383	1:02,327
Lap 9	1:01,028	1:01,386	1:02,023	1:01,487	1:02,273	1:00,986	1:01,382	1:01,201	1:01,021	1:00,697	1:00,830	1:00,907

## R 11 DJKM (OK-Junior) Heat 3 A < > B

Strecke / track: 1190

Fahrername Driver	Knopp Josef	O' sullivan Zak	Weimann Jule	Bertini Colla Leonardo	Primm Simon Connor	Dolischka Jorden	Bönighausen Colin Jamie	Hantke Nico	Lagrotteria Antonio	Mesch Joel	Tanggaard Emil	Speck Luis Laurin
schnellste in Runde	1:01,211 Rn. 9	1:00,983 Rn. 9	1:01,368 Rn. 9	1:02,417 Rn. 8	1:02,136 Rn. 8	1:02,026 Rn. 8	1:01,781 Rn. 9	1:01,558 Rn. 9	1:02,361 Rn. 8	1:02,339 Rn. 9	1:02,772 Rn. 8	1:02,290 Rn. 9
Speed	70,0 km/h	70,2 km/h	69,8 km/h	68,6 km/h	68,9 km/h	69,1 km/h	69,3 km/h	69,6 km/h	68,7 km/h	68,7 km/h	68,2 km/h	68,8 km/h
Lap 1	1:09,344	1:09,344	1:08,532	1:09,483	1:09,843	1:10,179	1:10,751	1:17,070	1:09,970	1:10,850	1:12,370	1:12,375
Lap 2	1:05,604	1:05,477	1:06,543	1:06,847	1:05,877	1:07,094	1:06,631	1:05,036	1:06,392	1:06,872	1:07,161	1:07,469
Lap 3	1:06,065	1:05,238	1:04,977	1:05,578	1:06,524	1:05,516	1:05,274	1:05,350	1:05,282	1:06,490	1:06,910	1:06,647
Lap 4	1:06,124	1:05,014	1:04,324	1:05,680	1:05,426	1:05,348	1:05,347	1:04,226	1:05,304	1:06,349	1:05,257	1:06,305
Lap 5	1:05,613	1:03,548	1:03,989	1:04,632	1:04,888	1:04,172	1:03,974	1:04,182	1:04,341	1:04,362	1:04,708	1:05,177
Lap 6	1:02,531	1:02,816	1:03,518	1:03,870	1:03,914	1:03,314	1:03,180	1:02,998	1:04,379	1:02,719	1:04,259	1:04,023
Lap 7	1:02,630	1:02,293	1:02,600	1:03,664	1:03,634	1:03,505	1:03,907	1:02,617	1:03,863	1:03,779	1:03,526	1:03,932
Lap 8	1:02,251	1:01,873	1:02,487	1:02,417	1:02,136	1:02,026	1:02,455	1:02,736	1:02,361	1:02,835	1:02,772	1:03,137
Lap 9	1:01,211	1:00,983	1:01,368	1:02,546	1:02,509	1:03,060	1:01,781	1:01,558	1:03,700	1:02,339	1:03,167	1:02,290

### R 11 DJKM (OK-Junior) Heat 3 A < > B

Strecke / track: 1190

Fahrername Driver	Bröer Cherine	Scheef Emil	Naude Toni Kayla	Rosam Max	Voncken Luca
schnellste Runde in Runde	1:03,980 Rn. 9	1:02,267 Rn. 8	1:04,119 Rn. 7	1:13,470 Rn. 4	1:03,200 Rn. 4
Speed	67,0 km/h	68,8 km/h	66,8 km/h	58,3 km/h	67,8 km/h
Lap 1	1:11,388	2:00,012	1:10,904	1:17,328	1:08,272
Lap 2	1:07,779	1:20,408	1:07,406	2:19,495	1:05,705
Lap 3	1:06,909	1:11,647	1:06,720	1:14,264	1:05,648
Lap 4	1:07,885	1:09,309	1:07,087	1:13,470	1:03,200
Lap 5	1:06,499	1:07,024	1:04,853	1:13,747	
Lap 6	1:05,432	1:07,084	1:04,575	1:16,556	
Lap 7	1:05,099	1:03,022	1:04,119	1:15,753	
Lap 8	1:04,171	1:02,267			
Lap 9	1:03,980				

**R 11 DJKM (OK-Junior) Heat 3 A < > B**

Ziel		Sektion 1		Sektion 2		Sektion 3	
Fahrername	Zeit	Fahrername	Zeit	Fahrername	Zeit	Fahrername	Zeit
1 144 Aron,Paul	1:00,697	156 Crawford,Jak	0:22,342	139 O´ sullivan,Zak	0:19,513	136 Rees,Matthew	0:18,206
2 105 Bergmeister,Jakob	1:00,830	131 Dörr,Ben	0:22,376	105 Bergmeister,Jakob	0:19,581	116 Zanfari,Suleiman	0:18,354
3 116 Zanfari,Suleiman	1:00,907	144 Aron,Paul	0:22,473	144 Aron,Paul	0:19,642	157 Villa,Edoardo Ludovico	0:18,429
4 139 O´ sullivan,Zak	1:00,983	128 Øgaard,Sebastian	0:22,525	172 Leistra,Luca	0:19,698	105 Bergmeister,Jakob	0:18,446
5 172 Leistra,Luca	1:00,986	138 Askey,Kai	0:22,538	108 Weimann,Julie	0:19,699	127 Primm,Simon Connor	0:18,450
6 157 Villa,Edoardo Ludovico	1:01,021	130 Knopp,Josef	0:22,556	116 Zanfari,Suleiman	0:19,782	107 Hamtke,Nico	0:18,464
7 128 Øgaard,Sebastian	1:01,028	157 Villa,Edoardo Ludovico	0:22,568	128 Øgaard,Sebastian	0:19,919	108 Weimann,Julie	0:18,467
8 138 Askey,Kai	1:01,201	172 Leistra,Luca	0:22,621	138 Askey,Kai	0:19,972	144 Aron,Paul	0:18,471
9 130 Knopp,Josef	1:01,211	136 Rees,Matthew	0:22,623	136 Rees,Matthew	0:19,991	139 O´ sullivan,Zak	0:18,544
10 108 Weimann,Julie	1:01,368	124 Højgaard,Mikkel	0:22,625	130 Knopp,Josef	0:19,996	154 Bönighausen,Colin Jamit	0:18,583
11 136 Rees,Matthew	1:01,382	129 Ploeg,Bart	0:22,655	124 Højgaard,Mikkel	0:19,997	128 Øgaard,Sebastian	0:18,584
12 156 Crawford,Jak	1:01,386	139 O´ sullivan,Zak	0:22,680	157 Villa,Edoardo Ludovico	0:20,024	172 Leistra,Luca	0:18,591
13 124 Højgaard,Mikkel	1:01,487	108 Weimann,Julie	0:22,687	156 Crawford,Jak	0:20,102	138 Askey,Kai	0:18,601
14 107 Hamtke,Nico	1:01,558	153 Bertini Colla,Leonardo	0:22,699	129 Ploeg,Bart	0:20,141	155 Speck,Luis Laurin	0:18,635
15 154 Bönighausen,Colin Jamit	1:01,781	126 Dolischka,Jorden	0:22,747	154 Bönighausen,Colin Jamit	0:20,167	130 Knopp,Josef	0:18,659
16 129 Ploeg,Bart	1:01,945	116 Zanfari,Suleiman	0:22,771	131 Dörr,Ben	0:20,300	109 Mesch,Joel	0:18,678
17 131 Dörr,Ben	1:02,023	154 Bönighausen,Colin Jamit	0:22,773	107 Hamtke,Nico	0:20,306	126 Dolischka,Jorden	0:18,724
18 126 Dolischka,Jorden	1:02,026	107 Hamtke,Nico	0:22,788	109 Mesch,Joel	0:20,462	131 Dörr,Ben	0:18,728
19 127 Primm,Simon Connor	1:02,136	105 Bergmeister,Jakob	0:22,791	168 Scheef,Emil	0:20,502	168 Scheef,Emil	0:18,729
20 168 Scheef,Emil	1:02,267	112 Lagrotteria,Antonio	0:22,841	153 Bertini Colla,Leonardo	0:20,553	156 Crawford,Jak	0:18,763
21 155 Speck,Luis Laurin	1:02,290	133 Voncken,Luca	0:22,985	126 Dolischka,Jorden	0:20,555	153 Bertini Colla,Leonardo	0:18,777
22 109 Mesch,Joel	1:02,339	109 Mesch,Joel	0:22,986	165 Tanggaard,Emil	0:20,609	129 Ploeg,Bart	0:18,842
23 112 Lagrotteria,Antonio	1:02,361	155 Speck,Luis Laurin	0:22,989	112 Lagrotteria,Antonio	0:20,615	124 Højgaard,Mikkel	0:18,865
24 153 Bertini Colla,Leonardo	1:02,417	165 Tanggaard,Emil	0:23,016	127 Primm,Simon Connor	0:20,664	112 Lagrotteria,Antonio	0:18,905
25 165 Tanggaard,Emil	1:02,772	127 Primm,Simon Connor	0:23,022	155 Speck,Luis Laurin	0:20,666	133 Voncken,Luca	0:18,980
26 133 Voncken,Luca	1:03,200	168 Scheef,Emil	0:23,036	121 Bröer,Cherine	0:20,904	165 Tanggaard,Emil	0:19,082
27 121 Bröer,Cherine	1:03,980	111 Naude,Toni Kayla	0:23,557	133 Voncken,Luca	0:21,235	111 Naude,Toni Kayla	0:19,160
28 111 Naude,Toni Kayla	1:04,119	121 Bröer,Cherine	0:23,612	111 Naude,Toni Kayla	0:21,402	121 Bröer,Cherine	0:19,436
29 110 Rosam,Max	1:13,470	110 Rosam,Max	0:26,187	110 Rosam,Max	0:24,051	110 Rosam,Max	0:22,640

### R 11 DJKM (OK-Junior) Heat 3 A <> B

Die schnellsten Zeiten

Ort	Nr. Fahrername	Zeit	Streckenl.	Ø Speed
Ziel	144 Aron,Paul	1:00,697	1190 m	70,6 km/h
Sektion 1	156 Crawford,Jak	0:22,342	452 m	72,8 km/h
Sektion 2	139 O'sullivan,Zak	0:19,513	368 m	67,9 km/h
Sektion 3	136 Rees,Matthew	0:18,206	370 m	73,2 km/h

best	Snr.124 Hejgaard,Mikkel DNK KSB RACING TEAM			Snr.128 Øgaard,Sebastian DNK TK Racing			Snr.156 Crawford,Jak USA Kosmic Racing Department			Snr.131 Dörr,Ben DEU TB Racing Team			Snr.136 Rees,Matthew GBR Ricky Flynn Motorsport			
	theoretisch mögliche Bestzeit	Sektion 1	Sektion 2	Sektion 3	theoretisch mögliche Bestzeit	Sektion 1	Sektion 2	Sektion 3	theoretisch mögliche Bestzeit	Sektion 1	Sektion 2	Sektion 3	theoretisch mögliche Bestzeit	Sektion 1	Sektion 2	Sektion 3
Runde 1	1:06,427	0:22,625	0:19,997	0:18,865	1:05,777	0:24,667	0:21,884	0:19,226	1:06,939	0:24,924	0:22,508	0:19,507	1:07,342	0:25,142	0:22,662	0:19,538
Runde 2	1:04,810	0:23,789	0:21,925	0:19,096	1:05,880	0:24,298	0:22,389	0:19,193	1:04,254	0:23,262	0:21,830	0:19,162	1:04,286	0:23,306	0:21,923	0:19,057
Runde 3	1:04,069	0:23,469	0:21,420	0:19,180	1:04,000	0:23,523	0:21,715	0:18,762	1:04,682	0:23,779	0:21,763	0:19,140	1:04,256	0:23,375	0:21,857	0:19,024
Runde 4	1:03,550	0:23,318	0:21,106	0:19,126	1:03,707	0:23,169	0:21,598	0:18,940	1:03,937	0:23,437	0:21,349	0:19,151	1:03,846	0:23,309	0:21,495	0:19,042
Runde 5	1:03,140	0:23,182	0:20,804	0:19,154	1:02,660	0:22,946	0:20,816	0:18,898	1:03,211	0:22,982	0:21,126	0:19,103	1:02,735	0:22,638	0:21,209	0:18,888
Runde 6	1:02,825	0:23,016	0:20,670	0:19,139	1:03,078	0:23,290	0:20,882	0:18,906	1:02,250	0:22,668	0:20,819	0:18,763	1:02,461	0:22,673	0:21,023	0:18,765
Runde 7	1:02,034	0:22,906	0:20,243	0:18,885	1:02,309	0:22,673	0:20,659	0:18,977	1:02,311	0:22,696	0:20,664	0:18,951	1:02,334	0:22,535	0:20,621	0:19,178
Runde 8	1:01,717	0:22,832	0:20,016	0:18,869	1:02,082	0:22,927	0:20,353	0:18,802	1:02,334	0:22,985	0:20,433	0:18,916	1:02,251	0:23,223	0:20,300	0:18,728
Runde 9	1:01,487	0:22,625	0:19,997	0:18,865	1:01,028	0:22,525	0:19,919	0:18,584	1:01,386	0:22,342	0:20,102	0:18,942	1:02,023	0:22,376	0:20,372	0:19,275

### R 11 DJKM (OK-Junior) Heat 3 A <> B

Die schnellsten Zeiten

Ort	Nr. Fahrername	Zeit	Streckenl.	ø Speed
Ziel	144 Aron,Paul	1:00,697	1190 m	70,6 km/h
Sektion 1	156 Crawford,Jak	0:22,342	452 m	72,8 km/h
Sektion 2	139 O'sullivan,Zak	0:19,513	368 m	67,9 km/h
Sektion 3	136 Rees,Matthew	0:18,206	370 m	73,2 km/h

best	Snr.144 Aron,Paul EST Ricky Flynn Motorsport			Snr.129 Ploeg,Bart NLD Zanardi Racing Team			Snr.172 Leistra,Luca BEL KMS EUROPE KFT			Snr.138 Askey,Kai GBR Ricky Flynn Motorsport			Snr.157 Villa,Eduardo Ludovico ITA Tbkart Srl						
	theoretisch mögliche Bestzeit	Sektion 1	Sektion 2	Sektion 3	theoretisch mögliche Bestzeit	Sektion 1	Sektion 2	Sektion 3	theoretisch mögliche Bestzeit	Sektion 1	Sektion 2	Sektion 3	theoretisch mögliche Bestzeit	Sektion 1	Sektion 2	Sektion 3			
1:00,697	0:22,473	0:19,642	0:18,471	1:01,945	0:22,655	0:20,141	0:18,842	1:00,986	0:22,621	0:19,698	0:18,591	1:01,201	0:22,538	0:19,972	0:18,601	1:01,021	0:22,568	0:20,024	0:18,429
Runde 1	1:07,534	0:24,900	0:22,838	1:08,286	0:25,392	0:22,933	0:19,961	1:07,798	0:25,203	0:22,817	0:19,778	1:09,626	0:26,207	0:23,515	0:19,904	1:08,754	0:25,437	0:23,917	0:19,400
Runde 2	1:06,295	0:24,339	0:22,332	1:05,760	0:24,296	0:21,978	0:19,486	1:05,627	0:24,171	0:22,046	0:19,410	1:05,441	0:24,184	0:21,955	0:19,302	1:07,078	0:24,216	0:23,400	0:19,462
Runde 3	1:04,414	0:23,493	0:21,422	1:04,576	0:23,750	0:21,640	0:19,186	1:05,235	0:23,739	0:21,994	0:19,502	1:05,404	0:24,083	0:22,041	0:19,280	1:04,727	0:23,883	0:21,958	0:18,886
Runde 4	1:05,039	0:23,829	0:21,525	1:03,876	0:23,555	0:20,941	0:19,380	1:04,960	0:23,872	0:21,312	0:19,776	1:04,693	0:24,022	0:21,501	0:19,170	1:05,144	0:24,415	0:21,651	0:19,078
Runde 5	1:03,822	0:23,588	0:21,115	1:03,216	0:23,234	0:21,111	0:18,871	1:03,888	0:23,511	0:21,177	0:19,200	1:04,165	0:23,514	0:21,237	0:19,414	1:03,735	0:23,549	0:21,298	0:18,888
Runde 6	1:02,539	0:23,163	0:20,594	1:02,179	0:22,842	0:20,495	0:18,842	1:02,825	0:22,948	0:20,510	0:19,367	1:03,569	0:23,399	0:21,072	0:19,098	1:03,547	0:23,751	0:20,939	0:18,857
Runde 7	1:02,630	0:23,380	0:20,531	1:01,945	0:22,655	0:20,271	0:19,019	1:02,809	0:23,119	0:20,913	0:18,777	1:02,481	0:22,903	0:20,714	0:18,864	1:02,460	0:22,938	0:20,529	0:18,993
Runde 8	1:01,463	0:22,918	0:20,074	1:02,245	0:23,003	0:20,141	0:19,101	1:02,105	0:23,122	0:20,392	0:18,591	1:01,720	0:22,538	0:20,494	0:18,688	1:01,798	0:22,759	0:20,399	0:18,640
Runde 9	1:00,697	0:22,473	0:19,642	1:02,273	0:22,936	0:20,236	0:19,101	1:00,986	0:22,621	0:19,698	0:18,667	1:01,201	0:22,628	0:19,972	0:18,601	1:01,021	0:22,568	0:20,024	0:18,429

**R 11 DJKM (OK-Junior) Heat 3 A <> B**

Die schnellsten Zeiten

Ort	Nr. Fahrername	Zeit	Streckenl.	ø Speed
Ziel	144 Aron, Paul	1:00,697	1190 m	70,6 km/h
Sektion 1	156 Crawford, Jak	0:22,342	452 m	72,8 km/h
Sektion 2	139 O' sullivan, Zak	0:19,513	368 m	67,9 km/h
Sektion 3	136 Rees, Matthew	0:18,206	370 m	73,2 km/h

best	Smr.139 O' sullivan,Zak GBR Ricky Flynn Motorsport		Smr.108 Weirmann,Julie DEU Solgat Motorsport		Smr.105 Bergmeister,Jakob DEU KSM Schumacher Racing Team		Smr.116 Zantari,Suleiman MAR LOTUS RACING KARTS		Smr.130 Knopp,Josef CZE TB Racing Team							
	theoretisch mögliche Bestzeit	Ziel	theoretisch mögliche Bestzeit	Ziel	theoretisch mögliche Bestzeit	Ziel	theoretisch mögliche Bestzeit	Ziel	theoretisch mögliche Bestzeit	Ziel						
Runde 1	1:09,344	0:25,717	0:23,725	0:19,902	1:08,532	0:25,155	0:23,495	0:19,882	1:11,818	0:27,324	0:24,980	0:19,514	1:09,344	0:26,044	0:23,268	0:20,032
Runde 2	1:05,477	0:23,794	0:22,131	0:19,552	1:06,543	0:24,237	0:22,920	0:19,386	1:05,674	0:24,070	0:22,369	0:19,235	1:05,604	0:24,054	0:22,025	0:19,525
Runde 3	1:05,238	0:23,778	0:21,753	0:19,707	1:04,977	0:24,174	0:21,927	0:18,876	1:05,418	0:23,887	0:22,105	0:19,426	1:06,065	0:24,488	0:22,039	0:19,538
Runde 4	1:05,014	0:23,344	0:22,279	0:19,391	1:04,324	0:24,081	0:21,176	0:19,067	1:04,624	0:23,411	0:21,775	0:19,438	1:06,124	0:24,437	0:21,845	0:19,842
Runde 5	1:03,548	0:23,381	0:20,948	0:19,219	1:03,989	0:23,979	0:20,912	0:19,098	1:04,495	0:23,904	0:21,511	0:19,080	1:05,613	0:24,605	0:21,672	0:19,336
Runde 6	1:02,816	0:22,817	0:20,653	0:19,346	1:03,518	0:23,049	0:21,555	0:18,914	1:02,063	0:22,868	0:20,687	0:18,508	1:02,531	0:22,822	0:20,597	0:19,112
Runde 7	1:02,293	0:22,869	0:20,579	0:18,845	1:02,600	0:23,052	0:20,762	0:18,786	1:02,415	0:23,012	0:20,643	0:18,760	1:02,630	0:22,895	0:20,837	0:18,898
Runde 8	1:01,873	0:22,979	0:20,350	0:18,544	1:02,487	0:23,208	0:20,812	0:18,467	1:02,327	0:23,138	0:20,371	0:18,818	1:02,251	0:22,756	0:20,657	0:18,838
Runde 9	1:00,983	0:22,680	0:19,513	0:18,790	1:01,368	0:22,687	0:19,699	0:18,982	1:00,907	0:22,771	0:19,782	0:18,354	1:01,211	0:22,556	0:19,996	0:18,659



### R 11 DJKM (OK-Junior) Heat 3 A < > B

Die schnellsten Zeiten

Ort	Nr. Fahrername	Zeit	Streckenl.	ø Speed
Ziel	144 Aron,Paul	1:00,697	1190 m	70,6 km/h
Sektion 1	156 Crawford,Jak	0:22,342	452 m	72,8 km/h
Sektion 2	139 O'sullivan,Zak	0:19,513	368 m	67,9 km/h
Sektion 3	136 Rees,Matthew	0:18,206	370 m	73,2 km/h

	Stmr.153 Berfimi Colla,Leonardo ITA CRG Holland				Stmr.127 Primm,Simon Connor DEU Team NKS				Stmr.126 Dolitschka,Jorden AUT KSB RACING TEAM				Stmr.154 Böninghausen,Colin Jamie DEU KSM Schumacher Racing Team				Stmr.107 Hamke,Nico DEU 3G Racing			
	theoretisch mögliche Bestzeit	Sektion 1	Sektion 2	Sektion 3	theoretisch mögliche Bestzeit	Sektion 1	Sektion 2	Sektion 3	theoretisch mögliche Bestzeit	Sektion 1	Sektion 2	Sektion 3	theoretisch mögliche Bestzeit	Sektion 1	Sektion 2	Sektion 3	theoretisch mögliche Bestzeit	Sektion 1	Sektion 2	Sektion 3
best	1:02,417	0:22,699	0:20,553	0:18,777	1:02,136	0:23,022	0:20,664	0:18,450	1:02,026	0:22,747	0:20,555	0:18,724	1:01,781	0:22,773	0:20,167	0:18,583	1:01,558	0:22,788	0:20,306	0:18,464
Runde 1	1:09,483	0:26,464	0:23,583	0:19,436	1:09,843	0:25,992	0:24,153	0:19,698	1:10,179	0:26,573	0:23,716	0:19,890	1:10,751	0:26,530	0:24,317	0:19,904	1:17,070	0:35,830	0:22,066	0:19,174
Runde 2	1:06,847	0:24,727	0:22,453	0:19,667	1:05,877	0:23,771	0:22,601	0:19,505	1:07,094	0:24,693	0:23,019	0:19,382	1:06,631	0:24,825	0:22,349	0:19,457	1:05,036	0:24,109	0:21,686	0:19,241
Runde 3	1:05,578	0:24,127	0:21,784	0:19,667	1:06,524	0:24,131	0:22,915	0:19,478	1:05,516	0:23,946	0:22,134	0:19,436	1:05,274	0:23,976	0:21,882	0:19,416	1:05,350	0:23,701	0:22,283	0:19,366
Runde 4	1:05,680	0:23,469	0:22,643	0:19,568	1:05,426	0:24,166	0:22,200	0:19,060	1:05,348	0:24,602	0:21,885	0:18,911	1:05,347	0:24,111	0:21,882	0:19,354	1:04,226	0:23,761	0:21,578	0:18,887
Runde 5	1:04,632	0:23,699	0:21,654	0:19,279	1:04,888	0:24,312	0:21,692	0:18,884	1:04,172	0:23,686	0:21,666	0:18,820	1:03,974	0:23,541	0:21,249	0:19,184	1:04,182	0:23,563	0:21,531	0:19,088
Runde 6	1:03,870	0:23,385	0:21,385	0:19,100	1:03,914	0:23,462	0:21,214	0:19,238	1:03,314	0:23,361	0:21,132	0:18,821	1:03,180	0:23,046	0:20,927	0:19,207	1:02,998	0:23,160	0:20,912	0:18,926
Runde 7	1:03,664	0:23,411	0:21,267	0:18,986	1:03,634	0:23,646	0:21,079	0:18,909	1:03,505	0:23,438	0:21,141	0:18,926	1:03,907	0:23,794	0:20,877	0:19,236	1:02,617	0:22,915	0:20,679	0:19,023
Runde 8	1:02,417	0:22,699	0:20,553	0:19,165	1:02,136	0:23,022	0:20,664	0:18,450	1:02,026	0:22,747	0:20,555	0:18,724	1:02,455	0:23,360	0:20,167	0:18,928	1:02,736	0:23,343	0:20,479	0:18,914
Runde 9	1:02,546	0:23,147	0:20,622	0:18,777	1:02,509	0:23,190	0:20,722	0:18,597	1:03,060	0:23,379	0:20,667	0:19,014	1:01,781	0:22,773	0:20,425	0:18,583	1:01,558	0:22,788	0:20,306	0:18,464

### R 11 DJKM (OK-Junior) Heat 3 A <> B

Die schnellsten Zeiten

Ort	Nr. Fahrername	Zeit	Streckenl.	ø Speed
Ziel	144 Aron, Paul	1:00,697	1190 m	70,6 km/h
Sektion 1	156 Crawford, Jak	0:22,342	452 m	72,8 km/h
Sektion 2	139 O'sullivan, Zak	0:19,513	368 m	67,9 km/h
Sektion 3	136 Rees, Matthew	0:18,206	370 m	73,2 km/h

best	Snr.109 Mesch,Joel DEU KSM Schumacher Racing Team			Snr.112 Lagrotteria, Antonio CHE Innovate Competition			Snr.165 Tanggaard, Emil DNK HK Motorsport			Snr.155 Speck, Luis Laurin DEU Tbkart Srl			Snr.121 Broer, Cherine DEU CRG Holland						
	theoretisch mögliche Bestzeit	Sektion 1	Sektion 2	Sektion 3	theoretisch mögliche Bestzeit	Sektion 1	Sektion 2	Sektion 3	theoretisch mögliche Bestzeit	Sektion 1	Sektion 2	Sektion 3	theoretisch mögliche Bestzeit	Sektion 1	Sektion 2	Sektion 3			
1:10,850	0:26,158	0:24,526	0:20,166	1:09,970	0:26,404	0:23,763	0:19,803	1:12,370	0:26,783	0:25,119	0:20,468	1:12,375	0:27,093	0:24,591	0:20,691	1:11,388	0:26,776	0:24,397	0:20,215
Runde 1	1:06,872	0:24,422	0:22,821	1:06,392	0:24,555	0:22,255	0:19,582	1:07,161	0:24,754	0:22,672	0:19,735	1:07,469	0:25,142	0:22,812	0:19,515	1:07,779	0:24,735	0:22,915	0:20,129
Runde 2	1:06,490	0:24,134	0:22,357	1:05,282	0:23,911	0:21,856	0:19,515	1:06,910	0:24,507	0:22,533	0:19,870	1:06,647	0:24,624	0:22,453	0:19,570	1:06,909	0:24,234	0:22,637	0:20,038
Runde 3	1:06,349	0:24,210	0:22,479	1:05,304	0:23,388	0:22,241	0:19,675	1:05,257	0:23,893	0:21,960	0:19,404	1:06,305	0:24,783	0:22,245	0:19,277	1:07,885	0:24,816	0:23,122	0:19,947
Runde 4	1:04,362	0:24,014	0:21,445	1:04,341	0:23,885	0:21,196	0:19,260	1:04,708	0:23,944	0:21,496	0:19,268	1:05,177	0:24,063	0:21,751	0:19,363	1:06,499	0:24,289	0:22,297	0:19,913
Runde 5	1:02,719	0:22,986	0:20,946	1:04,379	0:23,800	0:21,431	0:19,148	1:04,259	0:23,707	0:21,366	0:19,186	1:04,023	0:23,420	0:21,392	0:19,211	1:05,432	0:23,785	0:22,051	0:19,596
Runde 6	1:03,779	0:23,682	0:20,800	1:03,863	0:23,403	0:21,139	0:19,321	1:03,526	0:23,321	0:21,099	0:19,106	1:03,932	0:23,261	0:21,281	0:19,390	1:05,099	0:24,015	0:21,414	0:19,670
Runde 7	1:02,835	0:23,080	0:20,462	1:02,361	0:22,841	0:20,615	0:18,905	1:02,772	0:23,016	0:20,609	0:19,147	1:03,137	0:23,181	0:20,805	0:19,151	1:04,171	0:23,708	0:21,027	0:19,436
Runde 8	1:02,339	0:23,032	0:20,629	1:03,700	0:23,419	0:21,271	0:19,010	1:03,167	0:23,305	0:20,780	0:19,082	1:02,290	0:22,989	0:20,666	0:18,635	1:03,980	0:23,612	0:20,904	0:19,464
Runde 9																			



### R 11 DJKM (OK-Junior) Heat 3 A <> B

#### Die schnellsten Zeiten

Ort	Nr. Fahrername	Zeit	Streckenl.	ø Speed
Ziel	144 Aron, Paul	1:00,697	1190 m	70,6 km/h
Sektion 1	156 Crawford, Jak	0:22,342	452 m	72,8 km/h
Sektion 2	139 O'sullivan, Zak	0:19,513	368 m	67,9 km/h
Sektion 3	136 Rees, Matthew	0:18,206	370 m	73,2 km/h

best	Smr. 168 Scheef, Emil DNK Hk Motorsport		Smr. 111 Naude, Tomi Kayla CHE Innovate Competition		Smr. 110 Rosam, Max DEU TR Motorsport		Smr. 133 Vorcken, Luca DEU DS Kartsport	
	theoretisch mögliche Bestzeit	Ziel	theoretisch mögliche Bestzeit	Ziel	theoretisch mögliche Bestzeit	Ziel	theoretisch mögliche Bestzeit	Ziel
Runde 1	1:02,267	1:14,947	1:10,904	1:10,904	1:17,328	1:17,328	1:08,272	1:08,272
Runde 2	1:11,647	0:23,036	1:07,406	1:07,406	2:19,495	2:19,495	1:05,705	1:05,705
Runde 3	1:09,309	0:20,502	1:06,720	1:06,720	1:14,264	1:14,264	1:05,648	1:05,648
Runde 4	1:07,024	0:22,872	1:07,087	1:07,087	1:13,470	1:13,470	1:03,200	1:03,200
Runde 5	1:03,072	0:22,872	1:04,853	1:04,853	1:13,747	1:13,747	0:21,235	0:21,235
Runde 6	1:02,267	0:23,357	1:04,575	1:04,575	1:16,556	1:16,556	0:22,985	0:22,985
Runde 7	1:02,267	0:23,357	1:04,119	1:04,119	1:15,753	1:15,753	0:21,235	0:21,235
Runde 8	1:02,267	0:23,357	1:04,119	1:04,119	1:15,753	1:15,753	0:21,235	0:21,235
Runde 9	1:02,267	0:23,357	1:04,119	1:04,119	1:15,753	1:15,753	0:21,235	0:21,235

Strecke / track: 1190m  
 started: 29 classified: 29 not classified: 0

fastest Lap Ried, Jonas at: 0:49,092  
 Doc. 1.1

Pos	St. Nr.	Fahrer Driver	Nation	Bewerber/Sponsor	Nation	Linzenz/B-Lizenz	Chassis/Motor/Reifen	Points	Runden Laps	Gesamtzeit Differenz	Abstand Gap	beste Runde best Lap	in R. in L.	o Geschw. u Speed
1	172	Leistra, Luca	BEL	KMS EUROPE KFT	HUN	909365 804	Tony Kart / TM / Vego	0	9	7:32,038		0:49,212	8	85,3 km/h 87,1 km/h
2	143	Ten Brinke, Thomas	NLD	Ricky Flynn Motorsport	GBR	40662 162392	FA Kart / Vortex / Vego	2	9	7:32,830 0:00,792	0:00,792	0:49,229	8	85,1 km/h 87 km/h
3	107	Hantke, Nico	DEU	3G Racing	DEU	IKCJ 1145936 KBF 1164077	Tony Kart / Parilla / Vego	3	9	7:34,400 0:02,362	0:01,570	0:49,412	7	84,9 km/h 86,7 km/h
4	138	Askey, Kai	GBR	Ricky Flynn Motorsport	GBR	296774 162392	FA Kart / Vortex / Vego	4	9	7:34,451 0:02,413	0:00,051	0:49,404	6	84,8 km/h 86,7 km/h
5	131	Dörr, Ben	DEU	TB Racing Team	DEU	IKCJ 1162845 KBF 116906	Kart Republic / Parilla / Vego	5	9	7:34,732 0:02,694	0:00,281	0:49,147	8	84,8 km/h 87,2 km/h
6	160	Haralampiev, Maksim	DEU	Maxim Racing Sport	DEU	IKCJ 1169591 KBF 1167038	EXPRIT / TM / Vego	6	9	7:34,887 0:02,849	0:00,155	0:49,288	8	84,8 km/h 86,9 km/h
7	114	Ried, Jonas	DEU	Solgat Motorsport	DEU	IKCJ 1167350 KBF 1079882	Ricciardo / TM / Vego	7	9	7:35,355 0:03,317	0:00,468	0:49,092	8	84,7 km/h 87,3 km/h
8	130	Knopp, Josef	CZE	TB Racing Team	DEU	1017 KBF 116906	Kart Republic / Parilla / Vego	8	9	7:35,367 0:03,329	0:00,012	0:49,380	8	84,7 km/h 86,9 km/h
9	153	Bertini Colla, Leonardo	ITA	CRG Holland	NLD	370635 15521	CRG / TM / Vego	9	9	7:37,503 0:05,465	0:02,136	0:49,659	8	84,3 km/h 86,3 km/h
10	127	Primm, Simon Connor	DEU	Team NKS	DEU	IKCJ 1171081 KBF 1050071	DR / TM / Vego	10	9	7:37,748 0:05,710	0:00,245	0:49,674	9	84,2 km/h 86,2 km/h
11	105	Bergmeister, Jakob	DEU	KSM Schumacher Racing Team	DEU	IKCJ 1156048 KBF 1067587	Tony Kart / Vortex / Vego	11	9	7:37,961 0:05,923	0:00,213	0:49,542	7	84,2 km/h 86,5 km/h
12	129	Ploeg, Bart	NLD	Zanardi Racing Team	NLD	40401 28613	Zanardi / Parilla / Vego	12	9	7:38,318 0:06,280	0:00,357	0:49,578	7	84,1 km/h 86,4 km/h
13	167	Pul, Jonas	NLD	CRG Holland	NLD	42501 15521	CRG / IAME / Vego	13	9	7:38,773 0:06,735	0:00,455	0:49,556	9	84 km/h 86,4 km/h
14	115	Litvinenko, Egor	DEU	FS-RL Competition	DEU	IKCJ 1181442 KBF 123456	CRG / TM / Vego	14	9	7:38,932 0:06,894	0:00,159	0:49,535	9	84 km/h 86,5 km/h
15	165	Tanggaard, Emil	DNK	HK Motorsport	DNK	66542 81330	Kart Republic / IAME / Vego	15	9	7:39,309 0:07,271	0:00,377	0:49,559	9	83,9 km/h 86,4 km/h
16	144	Aron, Paul	EST	Ricky Flynn Motorsport	GBR	4911 162392	FA ALONSO / VORTEX / Vego	16	9	7:40,374 0:08,336	0:01,065	0:49,314	6	83,7 km/h 86,9 km/h
17	135	Degnbol, Noah	DNK	RS Competition	DNK	65659 36053	Tony Kart / Vortex / Vego	17	9	7:42,472 0:10,434	0:02,098	0:49,368	8	83,4 km/h 86,8 km/h
18	141	Han, Chenyu	CHN	TB Racing Team	DEU	18 KC 1026 KBF 116906	Kart Republic / Parilla / Vego	18	9	7:42,695 0:10,657	0:00,223	0:49,402	7	83,3 km/h 86,7 km/h
19	126	Dolischka, Jordan	AUT	KSB RACING TEAM	AUT	JK 2107 BK 002	Kosmic / Vortex / Vego	19	9	7:42,772 0:10,734	0:00,077	0:49,690	7	83,2 km/h 86,2 km/h
20	122	Ringdahl, Neo	SWE	JP Racing	SWE	20060328569 105	Exprit / Vortex / Vego	20	9	7:43,230 0:11,192	0:00,458	0:49,771	8	83,2 km/h 86,1 km/h
21	163	Van Loenen, Bastiaan	NLD	Zanardi Racing Team	NLD	38067 28613	Zanardi / Parilla / Vego	21	9	7:44,006 0:11,968	0:00,776	0:49,940	9	83,1 km/h 85,8 km/h
22	121	Bröer, Cherine	DEU	CRG Holland	NLD	IKCJ 1155880 15521	CRG / TM / Vego	22	9	7:44,248 0:12,210	0:00,242	0:49,692	9	83,1 km/h 86,2 km/h
23	154	Bönighausen, Colin Jamie	DEU	KSM Schumacher Racing Team	DEU	IKCJ 1179397 KBF 1067587	Tony Kart / Vortex / Vego	23	9	7:44,506 0:12,468	0:00,258	0:49,810	5	83 km/h 86 km/h
24	155	Speck, Luis Laurin	DEU	Tbkart Srl	ITA	IKCJ 1167417 297356	TB-Kart / Parilla / Vego	24	9	7:44,853 0:12,815	0:00,347	0:49,764	6	82,9 km/h 86,1 km/h
25	125	Karlsson, William	SWE	JP Racing	SWE	20051018587 105	Exprit / TM / Vego	25	9	7:48,357 0:16,319	0:03,504	0:49,742	5	82,3 km/h 86,3 km/h
26	120	Spina, Alfio Andrea	ITA	CRG Holland	NLD	366688 15521	CRG / TM / Vego	26	4	3:38,484 5 R	5 R	0:50,577	3	78,4 km/h 84,7 km/h
27	106	Pingasov, Miron	ESP	Team Oakes	GBR	ITCRJ-0004-ESP 269892	Exprit / Vortex / Vego	27	2	1:46,498 7 R	2 R	0:50,705	2	80,5 km/h 84,5 km/h
28	140	Scionti, Enzo	USA	CRG Holland	NLD	K1845-SK-18 JR-c 15521	CRG / TM / Vego	28	0	0:01,656 9 R		2 R		
29	166	Zug, Lilly	DEU	TB Racing Team	DEU	IKCJ 1173305 KBF 116906	Kart Republic / Parilla / Vego	29	0	0:02,274 9 R	0:00,618			

StNr. 125 5 sec penalty Frontfiring

Rennleitung: Rüdiger Luth Racedirektor: Thomas Lainer  
 Sportkommissare: Thomas Ferrero / Ulrich Bell / Franz-Josef Serr / FrankTautenhahn  
 Techn. Kommissare: H.-J. Dangers / A.Sengpiel / M. Grasshoff / C. Schmidt / D.Pietzko / W.Amend / M.Ambrosius  
 Zeitnahme: KART-DATA timing service Franz Schieszler / Manuela Hintner

Zeitnahme / timekeeping  
 control *Schieszler*  
 Franz Schieszler  
 Aushangzeit: 15:37:43

### R 6 DJKM (OK-Junior) Heat 2 A < > C

Strecke / track: 1190

Fahrername Driver	Leistra Luca	Ten Brinke Thomas	Hantke Nico	Askey Kai	Dörr Ben	Haralampiev Maksim	Ried Jonas	Knopp Josef	Bertini Colla Leonardo	Primm Simon Connor	Bergmeister Jakob	Ploeg Bart
schnellste in Runde	0:49,212 Rn. 8	0:49,229 Rn. 8	0:49,412 Rn. 7	0:49,404 Rn. 6	0:49,147 Rn. 8	0:49,288 Rn. 8	0:49,092 Rn. 8	0:49,380 Rn. 8	0:49,659 Rn. 8	0:49,674 Rn. 9	0:49,542 Rn. 7	0:49,578 Rn. 7
Speed	87,1 km/h	87,0 km/h	86,7 km/h	86,7 km/h	87,2 km/h	86,9 km/h	87,3 km/h	86,8 km/h	86,3 km/h	86,2 km/h	86,5 km/h	86,4 km/h
Lap 1	0:52,347	0:52,851	0:52,601	0:52,628	0:53,281	0:53,143	0:52,535	0:51,895	0:53,927	0:53,678	0:53,950	0:53,391
Lap 2	0:50,551	0:50,683	0:50,845	0:50,875	0:50,438	0:50,681	0:50,924	0:50,935	0:51,032	0:50,855	0:51,364	0:50,461
Lap 3	0:50,509	0:50,284	0:50,358	0:50,950	0:50,906	0:50,479	0:50,104	0:50,797	0:50,685	0:50,819	0:50,219	0:51,813
Lap 4	0:49,839	0:50,103	0:50,063	0:50,084	0:50,098	0:50,089	0:51,161	0:49,968	0:50,687	0:50,452	0:51,243	0:50,984
Lap 5	0:49,783	0:49,783	0:49,811	0:49,662	0:49,809	0:49,645	0:49,990	0:49,786	0:49,911	0:49,936	0:49,819	0:50,012
Lap 6	0:49,512	0:49,403	0:49,453	0:49,404	0:49,452	0:49,563	0:49,299	0:49,400	0:49,755	0:49,871	0:49,639	0:49,798
Lap 7	0:49,338	0:49,409	0:49,412	0:49,434	0:49,756	0:49,441	0:49,473	0:49,423	0:49,725	0:49,787	0:49,542	0:49,578
Lap 8	0:49,212	0:49,229	0:49,548	0:49,554	0:49,147	0:49,288	0:49,092	0:49,380	0:49,659	0:50,056	0:49,837	0:50,217
Lap 9	0:49,354	0:49,541	0:50,252	0:50,185	0:49,956	0:50,464	0:50,812	0:52,257	0:49,691	0:49,674	0:49,596	0:49,729

## R 6 DJKM (OK-Junior) Heat 2 A < > G

Strecke / track: 1190

Fahrername Driver	Pul Jonas	Livinenko Egor	Tanggaard Emil	Aron Paul	Degnbol Noah	Han Chenyu	Dolischka Jordan	Ringdahl Neo	Van Loenen Bastiaan	Bröer Cherine	Bönighausen Colin Jamie	Speck Luis Laurin
schnellste in Runde	0:49,556 Rn. 9	0:49,535 Rn. 9	0:49,559 Rn. 9	0:49,314 Rn. 6	0:49,368 Rn. 8	0:49,402 Rn. 7	0:49,690 Rn. 7	0:49,771 Rn. 8	0:49,940 Rn. 9	0:49,692 Rn. 9	0:49,810 Rn. 5	0:49,764 Rn. 6
Speed	86,4 km/h	86,5 km/h	86,4 km/h	86,9 km/h	86,8 km/h	86,7 km/h	86,2 km/h	86,1 km/h	85,8 km/h	86,2 km/h	86,0 km/h	86,1 km/h
Lap 1	0:53,787	0:55,077	0:54,318	0:58,160	0:59,512	0:54,531	0:54,307	0:56,490	0:55,901	0:55,241	0:55,752	0:56,708
Lap 2	0:52,070	0:51,470	0:51,983	0:50,985	0:50,384	0:52,556	0:52,481	0:50,714	0:51,212	0:51,343	0:51,223	0:51,179
Lap 3	0:50,618	0:50,313	0:50,935	0:50,856	0:51,553	0:50,625	0:50,960	0:51,590	0:51,351	0:53,467	0:51,513	0:52,335
Lap 4	0:50,725	0:50,291	0:50,195	0:49,846	0:50,015	0:50,994	0:50,521	0:50,102	0:50,246	0:50,164	0:51,108	0:50,479
Lap 5	0:49,907	0:49,891	0:49,714	0:50,256	0:49,719	0:50,680	0:50,783	0:50,315	0:49,949	0:49,999	0:49,810	0:49,937
Lap 6	0:49,777	0:49,796	0:49,679	0:49,314	0:50,294	0:49,577	0:50,566	0:50,694	0:50,946	0:49,915	0:50,222	0:49,764
Lap 7	0:49,739	0:49,597	0:49,621	0:49,360	0:49,481	0:49,402	0:49,690	0:50,219	0:50,596	0:50,918	0:51,247	0:50,939
Lap 8	0:49,863	0:49,970	0:49,956	0:50,462	0:49,368	0:50,480	0:50,034	0:49,771	0:49,954	0:50,040	0:50,030	0:50,203
Lap 9	0:49,556	0:49,535	0:49,559	0:49,394	0:50,364	0:51,147	0:50,228	0:50,150	0:49,940	0:49,692	0:49,839	0:49,894

**R 6 DJKM (OK-Junior) Heat 2 A < > C**

Strecke / track: 1190

Fahrername Driver	Karlsson William	Spina Alfio Andrea	Pingasov Miron	Scionti Enzo	Zug Lilly
schnellste Runde in Runde	0:49,742 Rn. 5	0:50,577 Rn. 3	0:50,705 Rn. 2		
Speed	86,1 km/h	84,7 km/h	84,5 km/h		
Lap 1	0:55,496	0:53,998	0:53,277		
Lap 2	0:51,377	0:51,296	<u>0:50,705</u>		
Lap 3	0:50,434	<u>0:50,577</u>			
Lap 4	0:50,311	1:00,029			
Lap 5	<u>0:49,742</u>				
Lap 6	0:49,754				
Lap 7	0:49,742				
Lap 8	0:51,233				
Lap 9	0:51,920				

## R 6 DJKM (OK-Junior) Heat 2 A < > C

Ziel		Sektion 1		Sektion 2		Sektion 3	
Fahrername	Zeit	Fahrername	Zeit	Fahrername	Zeit	Fahrername	Zeit
1 114 Ried,Jonas	0:49,092	141 Han,Chenyu	0:17,950	172 Leistra,Luca	0:15,792	135 Degnbol,Noah	0:15,263
2 131 Dörr,Ben	0:49,147	114 Ried,Jonas	0:17,993	114 Ried,Jonas	0:15,795	131 Dörr,Ben	0:15,283
3 172 Leistra,Luca	0:49,212	172 Leistra,Luca	0:18,008	138 Askey,Kai	0:15,804	143 Ten Brinke,Thomas	0:15,295
4 143 Ten Brinke,Thomas	0:49,229	144 Aron,Paul	0:18,017	130 Knopp,Josef	0:15,830	114 Ried,Jonas	0:15,304
5 160 Haralampiev,Maksim	0:49,288	131 Dörr,Ben	0:18,025	131 Dörr,Ben	0:15,839	144 Aron,Paul	0:15,328
6 144 Aron,Paul	0:49,314	143 Ten Brinke,Thomas	0:18,058	135 Degnbol,Noah	0:15,854	160 Haralampiev,Maksim	0:15,334
7 135 Degnbol,Noah	0:49,368	107 Hamtke,Nico	0:18,071	160 Haralampiev,Maksim	0:15,865	130 Knopp,Josef	0:15,344
8 130 Knopp,Josef	0:49,380	138 Askey,Kai	0:18,073	143 Ten Brinke,Thomas	0:15,876	138 Askey,Kai	0:15,361
9 141 Han,Chenyu	0:49,402	165 Tanggaard,Emil	0:18,087	105 Bergmeister,Jakob	0:15,878	172 Leistra,Luca	0:15,366
10 138 Askey,Kai	0:49,404	160 Haralampiev,Maksim	0:18,089	126 Dolischka,Jorden	0:15,884	107 Hamtke,Nico	0:15,393
11 107 Hamtke,Nico	0:49,412	130 Knopp,Josef	0:18,096	115 Litvinenko,Egor	0:15,893	141 Han,Chenyu	0:15,397
12 115 Litvinenko,Egor	0:49,535	129 Ploeg,Bart	0:18,126	129 Ploeg,Bart	0:15,916	165 Tanggaard,Emil	0:15,413
13 105 Bergmeister,Jakob	0:49,542	167 Pul,Jonas	0:18,130	121 Bröer,Cherine	0:15,918	126 Dolischka,Jorden	0:15,417
14 167 Pul,Jonas	0:49,556	135 Degnbol,Noah	0:18,134	155 Speck,Luis Laurin	0:15,920	105 Bergmeister,Jakob	0:15,425
15 165 Tanggaard,Emil	0:49,559	115 Litvinenko,Egor	0:18,149	165 Tanggaard,Emil	0:15,921	115 Litvinenko,Egor	0:15,426
16 129 Ploeg,Bart	0:49,578	153 Bertini Colla,Leonardo	0:18,150	107 Hamtke,Nico	0:15,924	125 Karlsson,William	0:15,431
17 153 Bertini Colla,Leonardo	0:49,659	121 Bröer,Cherine	0:18,152	154 Bönighausen,Colin Jamie	0:15,929	154 Bönighausen,Colin Jamie	0:15,447
18 127 Primm,Simon Connor	0:49,674	105 Bergmeister,Jakob	0:18,154	144 Aron,Paul	0:15,931	153 Bertini Colla,Leonardo	0:15,451
19 126 Dolischka,Jorden	0:49,690	127 Primm,Simon Connor	0:18,166	153 Bertini Colla,Leonardo	0:15,932	121 Bröer,Cherine	0:15,455
20 121 Bröer,Cherine	0:49,692	125 Karlsson,William	0:18,190	167 Pul,Jonas	0:15,944	167 Pul,Jonas	0:15,463
21 125 Karlsson,William	0:49,742	155 Speck,Luis Laurin	0:18,227	122 Ringdahl,Neo	0:15,947	122 Ringdahl,Neo	0:15,492
22 155 Speck,Luis Laurin	0:49,764	163 Van Loenen,Bastiaan	0:18,228	127 Primm,Simon Connor	0:15,955	129 Ploeg,Bart	0:15,501
23 122 Ringdahl,Neo	0:49,771	120 Spina,Alfio Andrea	0:18,231	163 Van Loenen,Bastiaan	0:16,030	163 Van Loenen,Bastiaan	0:15,550
24 154 Bönighausen,Colin Jamie	0:49,810	122 Ringdahl,Neo	0:18,238	125 Karlsson,William	0:16,045	127 Primm,Simon Connor	0:15,553
25 163 Van Loenen,Bastiaan	0:49,940	154 Bönighausen,Colin Jamie	0:18,266	141 Han,Chenyu	0:16,047	155 Speck,Luis Laurin	0:15,595
26 120 Spina,Alfio Andrea	0:50,577	126 Dolischka,Jorden	0:18,314	120 Spina,Alfio Andrea	0:16,237	106 Pingasov,Miron	0:15,669
27 106 Pingasov,Miron	0:50,705	106 Pingasov,Miron	0:18,640	106 Pingasov,Miron	0:16,345	120 Spina,Alfio Andrea	0:15,680
28 140 Scionti,Enzo		140 Scionti,Enzo		140 Scionti,Enzo		140 Scionti,Enzo	
29 166 Zug,Lilly		166 Zug,Lilly		166 Zug,Lilly		166 Zug,Lilly	



**R 6 DJKM (OK-Junior) Heat 2 A < > C**

Die schnellsten Zeiten

Ort	Nr. Fahrername	Zeit	Streckenl.	ø Speed
Ziel	114 Ried,Jonas	0:49,092	1190 m	87,3 km/h
Sektion 1	141 Han,Chenyu	0:17,950	452 m	90,7 km/h
Sektion 2	172 Leistra, Luca	0:15,792	368 m	83,9 km/h
Sektion 3	135 Degenbol, Noah	0:15,263	370 m	87,3 km/h

	Smr.172 Leistra, Luca BEL KMS EUROPE KFT		Smr.143 Ten Brinke, Thomas NLD Ricky Flynn Motorsport		Smr.107 Hamtke, Nico DEU 3G Racing		Smr.138 Askey, Kai GBR Ricky Flynn Motorsport		Smr.131 Dörr, Ben DEU TB Racing Team							
	theoretisch mögliche Bestzeit	Ziel	theoretisch mögliche Bestzeit	Ziel	theoretisch mögliche Bestzeit	Ziel	theoretisch mögliche Bestzeit	Ziel	theoretisch mögliche Bestzeit	Ziel						
best	0:49,212	0:18,008	0:15,792	0:15,366	0:49,229	0:18,058	0:15,876	0:15,295	0:49,404	0:18,073	0:15,804	0:15,361	0:49,147	0:18,025	0:15,839	0:15,283
Runde 1	0:52,347	0:19,840	0:16,520	0:15,987	0:52,851	0:20,079	0:16,557	0:16,215	0:52,628	0:20,089	0:16,511	0:16,028	0:53,281	0:20,741	0:16,513	0:16,027
Runde 2	0:50,551	0:18,567	0:16,351	0:15,633	0:50,683	0:18,680	0:16,329	0:15,674	0:50,875	0:18,529	0:16,385	0:15,961	0:50,438	0:18,522	0:16,295	0:15,621
Runde 3	0:50,509	0:18,528	0:16,287	0:15,694	0:50,284	0:18,386	0:16,245	0:15,653	0:50,950	0:19,149	0:16,158	0:15,643	0:50,906	0:19,164	0:16,228	0:15,514
Runde 4	0:49,839	0:18,255	0:16,069	0:15,515	0:50,103	0:18,329	0:16,217	0:15,557	0:50,084	0:18,241	0:16,119	0:15,724	0:50,098	0:18,501	0:16,040	0:15,557
Runde 5	0:49,783	0:18,134	0:16,116	0:15,533	0:49,783	0:18,345	0:16,025	0:15,413	0:49,662	0:18,131	0:16,026	0:15,505	0:49,809	0:18,452	0:15,927	0:15,430
Runde 6	0:49,512	0:18,152	0:15,935	0:15,425	0:49,403	0:18,103	0:15,926	0:15,374	0:49,404	0:18,148	0:15,895	0:15,361	0:49,452	0:18,136	0:15,896	0:15,420
Runde 7	0:49,338	0:18,079	0:15,858	0:15,401	0:49,409	0:18,124	0:15,920	0:15,365	0:49,434	0:18,124	0:15,896	0:15,414	0:49,756	0:18,460	0:15,933	0:15,363
Runde 8	0:49,212	0:18,054	0:15,792	0:15,366	0:49,229	0:18,058	0:15,876	0:15,295	0:49,554	0:18,137	0:15,886	0:15,531	0:49,147	0:18,025	0:15,839	0:15,283
Runde 9	0:49,354	0:18,008	0:15,869	0:15,477	0:49,541	0:18,124	0:15,905	0:15,512	0:50,185	0:18,073	0:15,804	0:16,308	0:49,956	0:18,249	0:15,949	0:15,758

### R 6 DJKM (OK-Junior) Heat 2 A < > C

Die schnellsten Zeiten

Ort	Nr. Fahrername	Zeit	Streckenl.	Ø Speed
Ziel	114 Ried,Jonas	0:49,092	1190 m	87,3 km/h
Sektion 1	141 Han,Chenyu	0:17,950	452 m	90,7 km/h
Sektion 2	172 Leistra, Luca	0:15,792	368 m	83,9 km/h
Sektion 3	135 Degenbol, Noah	0:15,263	370 m	87,3 km/h

best	Stm.160 Heraldampiev,Maksim DEU Maxim Racing Sport		Stm.114 Ried,Jonas DEU Solgat Motorsport		Stm.130 Knopp,Josef CZE TB Racing Team		Stm.153 Bertini Colla,Leonardo ITA CRG Holland		Stm.127 Primm,Simon Connor DEU Team NKS											
	theoretisch mögliche Bestzeit	Ziel	theoretisch mögliche Bestzeit	Ziel	theoretisch mögliche Bestzeit	Ziel	theoretisch mögliche Bestzeit	Ziel	theoretisch mögliche Bestzeit	Ziel										
Runde 1	0:53,143	0:20,766	0:16,390	0:15,987	0:52,535	0:20,323	0:16,150	0:16,062	0:51,895	0:19,369	0:16,595	0:15,931	0:53,927	0:21,048	0:16,436	0:16,443	0:53,678	0:21,063	0:16,649	0:15,966
Runde 2	0:50,681	0:18,606	0:16,426	0:15,649	0:50,924	0:18,949	0:16,241	0:15,734	0:50,935	0:18,642	0:16,545	0:15,748	0:51,032	0:18,938	0:16,428	0:15,666	0:50,855	0:18,757	0:16,390	0:15,708
Runde 3	0:50,479	0:18,673	0:16,253	0:15,553	0:50,104	0:18,366	0:16,144	0:15,594	0:50,797	0:18,820	0:16,268	0:15,709	0:50,685	0:18,552	0:16,261	0:15,872	0:50,819	0:18,495	0:16,279	0:16,045
Runde 4	0:50,089	0:18,296	0:16,093	0:15,700	0:51,161	0:18,322	0:16,254	0:16,585	0:49,968	0:18,309	0:16,090	0:15,569	0:50,687	0:18,862	0:16,211	0:15,614	0:50,452	0:18,569	0:16,241	0:15,642
Runde 5	0:49,645	0:18,205	0:16,019	0:15,421	0:49,990	0:18,636	0:15,923	0:15,431	0:49,786	0:18,267	0:16,026	0:15,493	0:49,911	0:18,245	0:16,037	0:15,629	0:49,936	0:18,270	0:16,109	0:15,557
Runde 6	0:49,563	0:18,202	0:15,953	0:15,408	0:49,299	0:18,078	0:15,840	0:15,381	0:49,400	0:18,145	0:15,851	0:15,404	0:49,755	0:18,273	0:16,031	0:15,451	0:49,871	0:18,283	0:16,016	0:15,572
Runde 7	0:49,441	0:18,200	0:15,890	0:15,351	0:49,473	0:18,201	0:15,858	0:15,414	0:49,423	0:18,215	0:15,864	0:15,344	0:49,725	0:18,264	0:15,976	0:15,485	0:49,787	0:18,215	0:16,018	0:15,554
Runde 8	0:49,288	0:18,089	0:15,865	0:15,334	0:49,092	0:17,993	0:15,795	0:15,304	0:49,380	0:18,158	0:15,830	0:15,392	0:49,659	0:18,270	0:15,932	0:15,457	0:50,056	0:18,260	0:16,226	0:15,570
Runde 9	0:50,464	0:18,488	0:15,945	0:16,031	0:50,812	0:18,139	0:15,897	0:16,776	0:52,257	0:18,096	0:16,803	0:17,358	0:49,691	0:18,150	0:15,988	0:15,553	0:49,674	0:18,166	0:15,955	0:15,553

### R 6 DJKM (OK-Junior) Heat 2 A < > C

#### Die schnellsten Zeiten

Ort	Nr. Fahrername	Zeit	Streckenl.	ø Speed
Ziel	114 Ried,Jonas	0:49,092	1190 m	87,3 km/h
Sektion 1	141 Han,Chenyu	0:17,950	452 m	90,7 km/h
Sektion 2	172 Leistra, Luca	0:15,792	368 m	83,9 km/h
Sektion 3	135 Degenbol, Noah	0:15,263	370 m	87,3 km/h

best	Stnr. 105 Bergmeister, Jakob DEU KSM Schumacher Racing Team		Stnr. 129 Ploeg, Bart NLD Zanardi Racing Team		Stnr. 167 Pu, Jonas NLD CRG Holland		Stnr. 115 Litvinenko, Egor DEU FS-RL Competition		Stnr. 165 Tanggaard, Emil DNK HK Motorsport											
	theoretisch mögliche Bestzeit	Ziel	theoretisch mögliche Bestzeit	Ziel	theoretisch mögliche Bestzeit	Ziel	theoretisch mögliche Bestzeit	Ziel	theoretisch mögliche Bestzeit	Ziel										
Runde 1	0:53,950	0:21,686	0:16,592	0:15,672	0:53,391	0:20,718	0:16,452	0:16,221	0:53,787	0:21,265	0:16,554	0:15,968	0:55,077	0:22,349	0:17,119	0:15,609	0:54,318	0:21,744	0:16,937	0:15,637
Runde 2	0:51,364	0:19,007	0:16,590	0:15,767	0:50,461	0:18,506	0:16,330	0:15,625	0:52,070	0:19,070	0:16,504	0:16,496	0:51,470	0:18,554	0:16,760	0:16,156	0:51,983	0:18,623	0:17,093	0:16,267
Runde 3	0:50,219	0:18,293	0:16,193	0:15,733	0:51,813	0:18,694	0:16,726	0:16,393	0:50,618	0:18,386	0:16,400	0:15,832	0:50,313	0:18,368	0:16,197	0:15,748	0:50,935	0:18,629	0:16,449	0:15,857
Runde 4	0:51,243	0:19,035	0:16,667	0:15,541	0:50,984	0:19,076	0:16,294	0:15,614	0:50,725	0:18,499	0:16,616	0:15,610	0:50,291	0:18,287	0:16,385	0:15,619	0:50,195	0:18,213	0:16,346	0:15,636
Runde 5	0:49,819	0:18,288	0:16,106	0:15,425	0:50,012	0:18,338	0:16,102	0:15,572	0:49,907	0:18,283	0:16,129	0:15,495	0:49,891	0:18,296	0:16,115	0:15,480	0:49,714	0:18,115	0:16,084	0:15,515
Runde 6	0:49,639	0:18,194	0:16,005	0:15,440	0:49,798	0:18,182	0:16,115	0:15,501	0:49,777	0:18,204	0:16,070	0:15,503	0:49,796	0:18,318	0:16,012	0:15,466	0:49,679	0:18,151	0:16,002	0:15,526
Runde 7	0:49,542	0:18,211	0:15,894	0:15,437	0:49,578	0:18,126	0:15,916	0:15,536	0:49,739	0:18,143	0:15,944	0:15,652	0:49,597	0:18,149	0:15,893	0:15,555	0:49,621	0:18,178	0:15,946	0:15,497
Runde 8	0:49,837	0:18,258	0:15,974	0:15,605	0:50,217	0:18,263	0:16,005	0:15,949	0:49,863	0:18,358	0:16,042	0:15,463	0:49,970	0:18,504	0:16,040	0:15,426	0:49,956	0:18,497	0:16,046	0:15,413
Runde 9	0:49,596	0:18,154	0:15,878	0:15,564	0:49,729	0:18,213	0:15,947	0:15,569	0:49,556	0:18,130	0:15,958	0:15,468	0:49,535	0:18,179	0:15,922	0:15,434	0:49,559	0:18,087	0:15,921	0:15,551

### R 6 DJKM (OK-Junior) Heat 2 A <> C

#### Die schnellsten Zeiten

Ort	Nr. Fahrername	Zeit	Streckenl.	ø Speed
Ziel	114 Ried,Jonas	0:49,092	1190 m	87,3 km/h
Sektion 1	141 Han,Chenyu	0:17,950	452 m	90,7 km/h
Sektion 2	172 Leistra, Luca	0:15,792	368 m	83,9 km/h
Sektion 3	135 Degnbol,Noah	0:15,263	370 m	87,3 km/h

best	Stmr.144 Aron,Paul EST Ricky Flynn Motorsport			Stmr.135 Degnbol,Noah DNK RS Competition			Stmr.141 Han,Chenyu CHN TB Racing Team			Stmr.126 Dolischka,Jorden AUT KSB RACING TEAM			Stmr.122 Ringdahl,Neo SWE JP Racing			
	theoretisch mögliche Bestzeit	Sektion 1	Sektion 2	Sektion 3	theoretisch mögliche Bestzeit	Sektion 1	Sektion 2	Sektion 3	theoretisch mögliche Bestzeit	Sektion 1	Sektion 2	Sektion 3	theoretisch mögliche Bestzeit	Sektion 1	Sektion 2	Sektion 3
Runde 1	0:58,160	0:17,449	0:16,499	0:16,499	0:59,512	0:27,308	0:16,432	0:15,772	0:54,531	0:21,721	0:16,944	0:15,866	0:56,490	0:21,438	0:18,325	0:16,727
Runde 2	0:50,985	0:18,626	0:16,520	0:15,839	0:50,384	0:18,271	0:16,279	0:15,834	0:52,556	0:19,172	0:17,153	0:16,231	0:50,714	0:18,412	0:16,540	0:15,762
Runde 3	0:50,856	0:18,809	0:16,426	0:15,621	0:51,553	0:18,753	0:16,792	0:16,008	0:50,625	0:18,679	0:16,164	0:15,782	0:51,590	0:19,190	0:16,423	0:15,977
Runde 4	0:49,846	0:18,257	0:16,188	0:15,401	0:50,015	0:18,176	0:16,277	0:15,562	0:50,994	0:19,000	0:16,364	0:15,630	0:50,102	0:18,352	0:16,239	0:15,511
Runde 5	0:50,256	0:18,577	0:16,040	0:15,639	0:49,719	0:18,252	0:15,914	0:15,553	0:50,680	0:18,572	0:16,329	0:15,779	0:50,315	0:18,474	0:16,126	0:15,715
Runde 6	0:49,314	0:18,055	0:15,931	0:15,328	0:50,294	0:18,367	0:15,952	0:15,975	0:49,577	0:18,111	0:16,047	0:15,419	0:50,694	0:18,307	0:16,113	0:16,274
Runde 7	0:49,360	0:18,017	0:16,000	0:15,343	0:49,481	0:18,364	0:15,854	0:15,263	0:49,402	0:17,950	0:16,055	0:15,397	0:50,219	0:18,690	0:16,037	0:15,492
Runde 8	0:50,462	0:18,064	0:16,834	0:15,564	0:49,368	0:18,134	0:15,915	0:15,319	0:50,480	0:18,090	0:16,535	0:15,855	0:49,771	0:18,308	0:15,947	0:15,516
Runde 9	0:49,394	0:18,034	0:15,959	0:15,401	0:50,364	0:18,256	0:16,144	0:15,964	0:51,147	0:18,645	0:16,457	0:16,045	0:50,150	0:18,238	0:16,228	0:15,684

### R 6 DJKM (OK-Junior) Heat 2 A < > C

Die schnellsten Zeiten

Ort	Nr. Fahrername	Zeit	Streckenl.	ø Speed
Ziel	114 Ried,Jonas	0:49,092	1190 m	87,3 km/h
Sektion 1	141 Han,Chenyu	0:17,950	452 m	90,7 km/h
Sektion 2	172 Leistra, Luca	0:15,792	368 m	83,9 km/h
Sektion 3	135 Degenbol, Noah	0:15,263	370 m	87,3 km/h

best	Stnr.125 Karlsson,William SWE JP Racing			Stnr.163 Van Loenen,Bastiaan NLD Zanardi Racing Team			Stnr.121 Bröer,Cherine DEU CRG Holland			Stnr.154 Böninghausen,Colin Jamie DEU KSM Schumacher Racing Team			Stnr.155 Speck,Luis Laurin DEU Tbkart Srl			
	theoretisch mögliche Bestzeit	Sektion 1	Sektion 2	Sektion 3	theoretisch mögliche Bestzeit	Sektion 1	Sektion 2	Sektion 3	theoretisch mögliche Bestzeit	Sektion 1	Sektion 2	Sektion 3	theoretisch mögliche Bestzeit	Sektion 1	Sektion 2	Sektion 3
Runde 1	0:55,496	0:17,252	0:15,884	0:15,884	0:22,138	0:17,527	0:16,236	0:16,236	0:55,241	0:21,975	0:17,302	0:15,964	0:56,708	0:22,686	0:17,581	0:16,441
Runde 2	0:51,377	0:18,304	0:16,063	0:16,063	0:18,458	0:16,618	0:16,136	0:16,136	0:51,343	0:18,598	0:16,686	0:16,059	0:51,179	0:18,632	0:16,453	0:16,094
Runde 3	0:50,434	0:18,495	0:16,280	0:15,659	0:19,110	0:16,502	0:15,739	0:15,739	0:53,467	0:20,022	0:17,049	0:16,396	0:52,335	0:19,059	0:17,000	0:16,276
Runde 4	0:50,311	0:18,496	0:16,261	0:15,554	0:18,436	0:16,165	0:15,645	0:15,645	0:50,164	0:18,376	0:16,207	0:15,581	0:50,479	0:18,584	0:16,263	0:15,632
Runde 5	0:49,742	0:18,251	0:16,060	0:15,431	0:18,232	0:16,112	0:15,605	0:15,605	0:49,999	0:18,295	0:16,062	0:15,642	0:49,937	0:18,354	0:15,988	0:15,595
Runde 6	0:49,754	0:18,226	0:16,045	0:15,483	0:18,352	0:16,170	0:16,424	0:16,424	0:49,915	0:18,152	0:16,075	0:15,688	0:49,764	0:18,227	0:15,920	0:15,617
Runde 7	0:49,742	0:18,196	0:16,058	0:15,488	0:18,849	0:16,169	0:15,578	0:15,578	0:50,918	0:19,223	0:16,113	0:15,582	0:50,939	0:19,187	0:16,046	0:15,706
Runde 8	0:51,233	0:18,190	0:17,185	0:15,858	0:49,954	0:18,305	0:16,619	0:16,619	0:50,040	0:18,350	0:15,948	0:15,742	0:50,203	0:18,525	0:16,047	0:15,631
Runde 9	0:51,970	0:19,493	0:16,800	0:15,627	0:49,940	0:18,228	0:15,550	0:15,550	0:49,692	0:18,319	0:15,918	0:15,455	0:49,894	0:18,299	0:15,981	0:15,614

**R 6 DJKM (OK-Junior) Heat 2 A < > C**

## Die schnellsten Zeiten

Ort	Nr. Fahrername	Zeit	Streckenl.	Ø Speed
Ziel	114 Ried,Jonas	0:49,092	1190 m	87,3 km/h
Sektion 1	141 Han,Chenyu	0:17,950	452 m	90,7 km/h
Sektion 2	172 Leistra, Luca	0:15,792	368 m	83,9 km/h
Sektion 3	135 Degenbol, Noah	0:15,263	370 m	87,3 km/h

Smr.120 Spino, Alfio Andrea ITA CRG Holland		Smr.106 Pingasov, Miron ESP Team Oakes		Smr.140 Sciomì, Enzo USA CRG Holland		Smr.166 Zug, Lilly DEU TB Racing Team	
theoretisch mögliche Bestzeit	0:50,148	theoretisch mögliche Bestzeit	0:50,654	theoretisch mögliche Bestzeit	0:00,000	theoretisch mögliche Bestzeit	0:00,000
Ziel	Sektion 1 Sektion 2 Sektion 3	Ziel	Sektion 1 Sektion 2 Sektion 3	Ziel	Sektion 1 Sektion 2 Sektion 3	Ziel	Sektion 1 Sektion 2 Sektion 3
best	0:50,577 0:18,231 0:16,237 0:15,680	0:50,705 0:18,640 0:16,345 0:15,669	0:53,277 0:20,812 0:16,345 0:16,120	0:50,705 0:18,667 0:16,369 0:15,669	0:18,640 0:16,346		
Runde 1	0:53,998 0:21,691 0:16,589 0:15,718						
Runde 2	0:51,296 0:19,379 0:16,237 0:15,680						
Runde 3	0:50,577 0:18,231 0:16,321 0:16,025						
Runde 4	1:00,029 0:18,864 0:22,244 0:18,921						
Runde 5							

Strecke / track: 1190m  
 started: 29 classified: 29 not classified: 0

fastest Lap Øgaard, Sebastian at: 0:48,883  
 Doc. 1.1

DMSB-RegNr 120-2018

R 2 DJKM (OK-Junior) Heat 1 B <> C

Pos	St. Nr.	Fahrer Driver	Nation	Bewerber/Sponsor	Nation	Linzenz/B-Lizenz	Chassis/Motor/Reifen	Points	Runden Laps	Gesamtzeit Differenz	Abstand Gap	beste Runde best Lap	in R. in L.	o Geschw. n Speed
1	143	Ten Brinke, Thomas	NLD	Ricky Flynn Motorsport	GBR	40662 162392	FA Kart / Vortex / Vega	0	9	7:29,112		0:49,085	9	85,8 km/h 87,3 km/h
2	128	Øgaard, Sebastian	DNK	TK Racing	DNK	55995 52208	FA Kart / TM / Vega	2	9	7:29,894 0:00,782	0:00,782	0:48,883	9	85,7 km/h 87,6 km/h
3	140	Scionti, Enzo	USA	CRG Holland	NLD	K1845-SK-18 JR-c 15521	CRG / TM / Veoga	3	9	7:30,506 0:01,394	0:00,612	0:49,032	8	85,6 km/h 87,4 km/h
4	135	Degnbol, Noah	DNK	RS Competition	DNK	65659 36053	Tony Kart / Vortex / Vega	4	9	7:31,373 0:02,261	0:00,867	0:49,000	9	85,4 km/h 87,4 km/h
5	124	Højgaard, Mikkel	DNK	KSB RACING TEAM	AUT	53445 BK 002	Kosmic / Vortex / Vega	5	9	7:31,746 0:02,634	0:00,373	0:49,103	9	85,3 km/h 87,2 km/h
6	136	Rees, Matthew	GBR	Ricky Flynn Motorsport	GBR	252931 162392	FA Kart / Vortex / Vega	6	9	7:31,960 0:02,848	0:00,214	0:49,105	7	85,3 km/h 87,2 km/h
7	160	Haralampiev, Maksim	DEU	Maxim Racing Sport	DEU	IKCJ 1169591 KBF 1167038	EXPRIT / TM / Vega	7	9	7:34,144 0:05,032	0:02,184	0:49,370	6	84,9 km/h 86,8 km/h
8	109	Mesch, Joel	DEU	KSM Schumacher Racing Team	DEU	IKCJ 1179312 KBF 1067587	Tony Kart / Vortex / Vega	8	9	7:34,782 0:05,670	0:00,638	0:49,220	6	84,8 km/h 87 km/h
9	156	Crawford, Jak	USA	Kosmic Racing Department	ITA	K1851-SK-18 JR-c 296927	Kosmic / Vortex / Vega	9	9	7:34,889 0:05,777	0:00,107	0:49,381	6	84,8 km/h 86,8 km/h
10	166	Zug, Lilly	DEU	TB Racing Team	DEU	IKCJ 1173305 KBF 1116906	Kart Republic / Parilla / Vega	10	9	7:36,345 0:07,233	0:01,456	0:49,287	9	84,5 km/h 86,9 km/h
11	157	Villa, Edoardo Ludovico	ITA	Tbkart Srl	ITA	360523 297356	TB-Kart / TM / Vega	11	9	7:36,647 0:07,535	0:00,302	0:49,320	9	84,4 km/h 86,9 km/h
12	110	Rosam, Max	DEU	TR Motorsport	DEU	IKCJ1162238 KBF 1080519	Jesolo / TM / Vega	12	9	7:40,310 0:11,198	0:03,663	0:49,405	8	83,8 km/h 86,7 km/h
13	125	Karlsson, William	SWE	JP Racing	SWE	20051018587 105	Exprit / TM / Vega	13	9	7:41,936 0:12,824	0:01,626	0:49,636	6	83,5 km/h 86,2 km/h
14	122	Ringdahl, Neo	SWE	JP Racing	SWE	20060328569 105	Exprit / Vortex / Vega	14	9	7:42,307 0:13,195	0:00,371	0:49,328	8	83,4 km/h 86,8 km/h
15	108	Weimann, Jule	DEU	Solgat Motorsport	DEU	IKCJ 1159312 KBF1079882	Birel / TM / Vega	15	9	7:42,864 0:13,752	0:00,557	0:49,637	7	83,3 km/h 86,3 km/h
16	163	Van Loenen, Bastiaan	NLD	Zanardi Racing Team	NLD	38067 28613	Zanardi / Parilla / Vega	16	9	7:44,148 0:15,036	0:01,284	0:49,916	8	83,1 km/h 85,8 km/h
17	106	Pingasov, Miron	ESP	Team Oakes	GBR	ITCRJR-0004-ESP 269892	Exprit / Vortex / Vega	17	9	7:44,905 0:15,793	0:00,757	0:49,361	7	82,9 km/h 86,8 km/h
18	167	Pul, Jonas	NLD	CRG Holland	NLD	42501 366688	CRG / IAME / Vega	18	9	7:45,946 0:16,834	0:01,041	0:49,509	9	82,7 km/h 86,5 km/h
19	120	Spina, Alfio Andrea	ITA	CRG Holland	NLD	15521 366688	CRG / TM / Vega	19	4	3:37,982 5 R	5 R	0:50,365	3	85,1 km/h
20	113	Tohum, Arthur	DEU	TR Motorsport	DEU	IKCJ 1160352 KFB 1080519	Jesolo / TM / Vega	20	3	2:39,494 6 R	1 R	0:50,610	2	80,6 km/h 84,6 km/h
21	112	Lagrotteria, Antonio	CHE	Innovate Competition	CHE	500238 500033	Exprit / Vortex / Vega	21	3	2:39,639 6 R	0 R	0:50,939	3	80,5 km/h 84,1 km/h
22	139	O'sullivan, Zak	GBR	Ricky Flynn Motorsport	GBR	274547 162392	FA Kart / Vortex / Vega	22	3	2:39,731 6 R	0 R	0:50,092	3	80,5 km/h 86,2 km/h
23	115	Litvinenko, Egor	DEU	FS-RL Competition	DEU	IKCJ 1181442 KBF 123456	CRG / TM / Vega	23	2	1:51,182 7 R	1 R	0:52,382	2	77,1 km/h 81,8 km/h
24	114	Ried, Jonas	DEU	Solgat Motorsport	DEU	IKCJ 1167356 KBF 1079882	Ricciardo / TM / Vega	24	0	0:02,055 9 R	2 R			
25	133	Voncken, Luca	DEU	DS Kartsport	DEU	IKCJ 1153982 KBF 1154357	Mach1 / TM / Vega	25	0	0:02,186 9 R	0:00,131			
26	116	Zanfari, Suleiman	MAR	LOTUS RACING KARTS	SVN	003/0/201€ 0225	Tony Kart / Vortex / Vega	26	0	0:02,772 9 R	0:00,586			
27	141	Han, Chenyu	CHN	TB Racing Team	DEU	18 KC 102€ KBF 1116906	Kart Republic / Parilla / Vega	27	0	0:03,117 9 R	0:00,345			
28	111	Naude, Toni Kayla	CHE	Innovate Competition	CHE	500287 500033	Exprit / Vortex / Vega	28	0	0:03,295 9 R	0:00,178			
29	168	Scheef, Emil	DNK	Hk Motorsport	DNK	66544 81330	KR / Parilla / Vega	29	0	0:03,613 9 R	0:00,318			

StNr. 106,122 5 sec penalty Frontfaring  
 StNr. 167,110 5 sec penalty Pushing

Rennleitung: Rüdiger Luth Racedirektor: Thomas Lainer  
 Sportkommissare: Thomas Ferrero / Ulrich Bell / Franz-Josef Serr / FrankTautenhahn  
 Techn. Kommissare: H.-J. Dangers / A.Sengpiel / M. Grasshoff / C. Schmidt / D.Pietzko / W.Amend / M.Ambrosius  
 Zeitnahme: KART-DATA timing service Franz Schieszler / Manuela Hintner

Zeitnahme / timekeeping

control  
  
 Franz Schieszler

Aushangzeit: 14:15

### R 2 DJKM (OK-Junior) Heat 1 B < > C

Strecke / track: 1190

Fahrername Driver	Ten Brinke Thomas	Øgaard Sebastian	Scionti Enzo	Degnbol Noah	Højgaard Mikkel	Rees Matthew	Haralampiev Maksim	Mesch Joel	Crawford Jak	Zug Lilly	Edoardo Ludovico	Rosam Max
schnellste in Runde	0:49,085 Rn. 9	0:48,883 Rn. 9	0:49,032 Rn. 8	0:49,000 Rn. 9	0:49,103 Rn. 9	0:49,105 Rn. 7	0:49,370 Rn. 6	0:49,220 Rn. 6	0:49,381 Rn. 6	0:49,287 Rn. 9	0:49,320 Rn. 9	0:49,405 Rn. 8
Speed	87,3 km/h	87,6 km/h	87,4 km/h	87,4 km/h	87,2 km/h	87,2 km/h	86,8 km/h	87,0 km/h	86,8 km/h	86,9 km/h	86,9 km/h	86,7 km/h
Lap 1	0:51,142	0:52,315	0:51,956	0:52,635	0:51,765	0:52,707	0:53,195	0:53,191	0:53,000	0:52,948	0:55,409	0:53,517
Lap 2	0:50,042	0:50,695	0:50,618	0:50,968	0:51,965	0:51,628	0:51,599	0:51,496	0:51,677	0:51,343	0:50,626	0:50,866
Lap 3	0:49,893	0:49,984	0:50,105	0:50,309	0:50,052	0:49,944	0:50,301	0:51,347	0:50,202	0:52,210	0:50,855	0:50,532
Lap 4	0:49,762	0:49,697	0:49,851	0:49,635	0:49,656	0:49,656	0:49,683	0:49,568	0:49,741	0:50,057	0:50,073	0:49,800
Lap 5	0:49,698	0:49,436	0:49,806	0:49,559	0:49,620	0:49,541	0:49,495	0:49,460	0:49,627	0:49,789	0:49,603	0:50,036
Lap 6	0:49,318	0:49,276	0:49,280	0:49,206	0:49,400	0:49,259	0:49,370	0:49,220	0:49,381	0:49,475	0:49,548	0:49,514
Lap 7	0:49,457	0:49,047	0:49,088	0:49,097	0:49,108	0:49,105	0:49,401	0:49,256	0:49,692	0:49,366	0:49,390	0:49,436
Lap 8	0:49,204	0:48,963	0:49,032	0:49,081	0:49,549	0:49,240	0:49,512	0:49,561	0:49,563	0:49,366	0:49,401	0:49,405
Lap 9	0:49,085	0:48,883	0:49,102	0:49,000	0:49,103	0:49,160	0:49,436	0:49,712	0:49,969	0:49,287	0:49,320	0:49,517





### R 2 DJKM (OK-Junior) Heat 1 B < > C

Strecke / track: 1190

Fahrername Driver	Karlsson William	Ringdahl Neo	Weimann Jule	Van Loenen Bastiaan	Pingsov Miron	Pul Jonas	Spina Alfio Andrea	Tohum Arthur	Lagrotteria Antonio	O'sullivan Zak	Litvinenko Egor	Ried Jonas
schnellste Runde	0:49,636 Rn. 6	0:49,328 Rn. 8	0:49,637 Rn. 7	0:49,916 Rn. 8	0:49,361 Rn. 7	0:49,509 Rn. 9	0:50,365 Rn. 3	0:50,610 Rn. 2	0:50,939 Rn. 3	0:49,714 Rn. 3	0:52,382 Rn. 2	
Speed	86,3 km/h	86,8 km/h	86,3 km/h	85,8 km/h	86,8 km/h	86,5 km/h	85,1 km/h	84,6 km/h	84,1 km/h	86,2 km/h	81,8 km/h	
Lap 1	0:56,261	0:53,807	0:55,233	0:55,989	0:55,470	0:55,218	0:55,929	0:54,612	0:54,104	0:55,204	0:55,480	
Lap 2	0:51,342	0:50,574	0:52,657	0:51,038	0:52,071	0:52,491	0:52,177	0:50,610	0:51,649	0:50,869	0:52,382	
Lap 3	0:51,707	0:50,885	0:50,607	0:52,209	0:49,743	0:51,346	0:50,365	0:51,986	0:50,939	0:49,714		
Lap 4	0:50,472	0:50,909	0:52,163	0:50,442	0:51,744	0:50,234	0:56,545					
Lap 5	0:49,737	0:49,704	0:50,402	0:50,148	0:49,722	0:49,916						
Lap 6	0:49,636	0:49,541	0:49,855	0:50,080	0:49,710	0:49,884						
Lap 7	0:49,661	0:49,609	0:49,637	0:49,937	0:49,361	0:49,611						
Lap 8	0:49,738	0:49,328	0:49,705	0:49,916	0:49,439	0:49,529						
Lap 9	0:49,691	0:49,445	0:49,757	0:50,153	0:49,913	0:49,509						






**Round 2: Wackersdorf / DEU**

**DEUTSCHE KART-MEISTERSCHAFTEN 2018**

**11-13 / 05 / 2018**

DMSB-RegNr 120-2018

**R 2 DJKM (OK-Junior) Heat 1 B < > C**

Strecke / track: 1190

Fahrername Driver	Voncken Luca	Zanfari Suleiman	Han Chenyu	Naude Toni Kayla	Scheef Emil
schnellste Runde in Runde					
Speed					
Lap 1					
Lap 2					
Lap 3					
Lap 4					
Lap 5					
Lap 6					
Lap 7					
Lap 8					
Lap 9					

## R 2 DJKM (OK-Junior) Heat 1 B < > C

Ziel		Sektion 1		Sektion 2		Sektion 3	
Fahrername	Zeit	Fahrername	Zeit	Fahrername	Zeit	Fahrername	Zeit
1 128 Øgaard,Sebastian	0:48,883	135 Degnbol,Noah	0:17,940	128 Øgaard,Sebastian	0:15,683	136 Rees,Matthew	0:15,210
2 135 Degnbol,Noah	0:49,000	128 Øgaard,Sebastian	0:17,957	109 Mesch,Joel	0:15,705	128 Øgaard,Sebastian	0:15,233
3 140 Scionti,Enzo	0:49,032	140 Scionti,Enzo	0:17,962	143 Ten Brinke,Thomas	0:15,729	135 Degnbol,Noah	0:15,238
4 143 Ten Brinke,Thomas	0:49,085	124 Højgaard,Mikkel	0:17,972	140 Scionti,Enzo	0:15,778	124 Højgaard,Mikkel	0:15,250
5 124 Højgaard,Mikkel	0:49,103	109 Mesch,Joel	0:18,007	135 Degnbol,Noah	0:15,791	143 Ten Brinke,Thomas	0:15,264
6 136 Rees,Matthew	0:49,105	136 Rees,Matthew	0:18,014	136 Rees,Matthew	0:15,804	140 Scionti,Enzo	0:15,271
7 109 Mesch,Joel	0:49,220	160 Haralampiev,Maksim	0:18,016	122 Ringdahl,Neo	0:15,815	109 Mesch,Joel	0:15,297
8 166 Zug,Lilly	0:49,287	106 Pingasov,Miron	0:18,021	124 Højgaard,Mikkel	0:15,839	157 Villa,Edoardo Ludovico	0:15,308
9 157 Villa,Edoardo Ludovico	0:49,320	166 Zug,Lilly	0:18,033	157 Villa,Edoardo Ludovico	0:15,846	160 Haralampiev,Maksim	0:15,316
10 122 Ringdahl,Neo	0:49,328	156 Crawford,Jak	0:18,040	156 Crawford,Jak	0:15,858	106 Pingasov,Miron	0:15,323
11 106 Pingasov,Miron	0:49,361	110 Rosam,Max	0:18,082	166 Zug,Lilly	0:15,867	122 Ringdahl,Neo	0:15,340
12 160 Haralampiev,Maksim	0:49,370	143 Ten Brinke,Thomas	0:18,092	110 Rosam,Max	0:15,872	166 Zug,Lilly	0:15,373
13 156 Crawford,Jak	0:49,381	157 Villa,Edoardo Ludovico	0:18,100	160 Haralampiev,Maksim	0:15,890	156 Crawford,Jak	0:15,381
14 110 Rosam,Max	0:49,405	122 Ringdahl,Neo	0:18,127	106 Pingasov,Miron	0:15,927	110 Rosam,Max	0:15,383
15 167 Pul,Jonas	0:49,509	139 O´ sullivan,Zak	0:18,136	167 Pul,Jonas	0:15,930	167 Pul,Jonas	0:15,393
16 125 Karlsson,William	0:49,636	167 Pul,Jonas	0:18,148	108 Weimann,Julie	0:15,931	125 Karlsson,William	0:15,416
17 108 Weimann,Julie	0:49,637	108 Weimann,Julie	0:18,157	125 Karlsson,William	0:15,964	120 Spina,Alfio Andrea	0:15,431
18 139 O´ sullivan,Zak	0:49,714	125 Karlsson,William	0:18,169	139 O´ sullivan,Zak	0:16,013	108 Weimann,Julie	0:15,465
19 163 Van Loenen,Bastiaan	0:49,916	163 Van Loenen,Bastiaan	0:18,191	163 Van Loenen,Bastiaan	0:16,076	139 O´ sullivan,Zak	0:15,486
20 120 Spina,Alfio Andrea	0:50,365	112 Lagrotteria,Antonio	0:18,499	120 Spina,Alfio Andrea	0:16,225	113 Tohum,Arthur	0:15,569
21 113 Tohum,Arthur	0:50,610	120 Spina,Alfio Andrea	0:18,568	113 Tohum,Arthur	0:16,248	163 Van Loenen,Bastiaan	0:15,571
22 112 Lagrotteria,Antonio	0:50,939	113 Tohum,Arthur	0:18,793	115 Litvinenko,Egor	0:16,340	112 Lagrotteria,Antonio	0:15,728
23 115 Litvinenko,Egor	0:52,382	115 Litvinenko,Egor	0:19,330	112 Lagrotteria,Antonio	0:16,513	115 Litvinenko,Egor	0:15,764
24 114 Ried,Jonas		114 Ried,Jonas		114 Ried,Jonas		114 Ried,Jonas	
25 133 Voncken,Luca		133 Voncken,Luca		133 Voncken,Luca		133 Voncken,Luca	
26 116 Zanfari,Suleiman		116 Zanfari,Suleiman		116 Zanfari,Suleiman		116 Zanfari,Suleiman	
27 141 Han,Chenyu		141 Han,Chenyu		141 Han,Chenyu		141 Han,Chenyu	
28 111 Naude,Toni Kayla		111 Naude,Toni Kayla		111 Naude,Toni Kayla		111 Naude,Toni Kayla	
29 168 Scheef,Emil		168 Scheef,Emil		168 Scheef,Emil		168 Scheef,Emil	



### R 2 DJKM (OK-Junior) Heat 1 B < > C

#### Die schnellsten Zeiten

Ort	Nr. Fahrername	Zeit	Streckenl.	ø Speed
Ziel	128 Øgaard,Sebastian	0:48,883	1190 m	87,6 km/h
Sektion 1	135 Degnbol,Noah	0:17,940	452 m	90,7 km/h
Sektion 2	128 Øgaard,Sebastian	0:15,683	368 m	84,5 km/h
Sektion 3	136 Rees,Matthew	0:15,210	370 m	87,6 km/h

	Smr.143 Ten Brinke,Thomas NLD Ricky Flynn Motorsport			Smr.128 Øgaard,Sebastian DNK TK Racing			Smr.140 Scioni,Enzo USA CRG Holland			Smr.135 Degnbol,Noah DNK RS Competition			Smr.124 Hejgaard,Mikkel DNK KSB RACING TEAM							
	theoretisch mögliche Bestzeit	Sektion 1	Sektion 2	Sektion 3	theoretisch mögliche Bestzeit	Sektion 1	Sektion 2	Sektion 3	theoretisch mögliche Bestzeit	Sektion 1	Sektion 2	Sektion 3	theoretisch mögliche Bestzeit	Sektion 1	Sektion 2	Sektion 3				
best	0:49,085	0:18,092	0:15,729	0:15,264	0:48,883	0:17,957	0:15,683	0:15,233	0:49,032	0:17,962	0:15,778	0:15,271	0:49,000	0:17,940	0:15,791	0:15,238	0:49,103	0:17,972	0:15,839	0:15,250
Runde 1	0:51,142	0:18,786	0:16,409	0:15,747	0:52,315	0:19,457	0:17,043	0:15,815	0:51,956	0:19,583	0:16,558	0:15,815	0:52,635	0:20,540	0:16,334	0:15,761	0:51,765	0:19,348	0:16,565	0:15,852
Runde 2	0:50,042	0:18,349	0:16,108	0:15,585	0:50,695	0:18,846	0:16,289	0:15,560	0:50,618	0:18,484	0:16,512	0:15,622	0:50,968	0:18,883	0:16,441	0:15,644	0:51,965	0:19,890	0:16,400	0:15,675
Runde 3	0:49,893	0:18,361	0:16,083	0:15,499	0:49,984	0:18,455	0:16,056	0:15,473	0:50,105	0:18,372	0:16,112	0:15,621	0:50,309	0:18,414	0:16,327	0:15,568	0:50,052	0:18,301	0:16,204	0:15,547
Runde 4	0:49,762	0:18,265	0:15,963	0:15,534	0:49,697	0:18,207	0:16,025	0:15,465	0:49,851	0:18,245	0:16,063	0:15,543	0:49,635	0:18,122	0:16,055	0:15,458	0:49,656	0:18,089	0:16,121	0:15,446
Runde 5	0:49,698	0:18,237	0:16,005	0:15,456	0:49,436	0:18,076	0:15,908	0:15,452	0:49,806	0:18,362	0:15,959	0:15,485	0:49,559	0:18,211	0:15,960	0:15,388	0:49,620	0:18,144	0:16,036	0:15,440
Runde 6	0:49,318	0:18,104	0:15,836	0:15,378	0:49,276	0:18,088	0:15,841	0:15,347	0:49,280	0:18,103	0:15,853	0:15,324	0:49,206	0:17,946	0:15,949	0:15,311	0:49,400	0:18,043	0:15,941	0:15,416
Runde 7	0:49,457	0:18,170	0:15,918	0:15,369	0:49,047	0:18,000	0:15,814	0:15,233	0:49,088	0:17,965	0:15,852	0:15,271	0:49,097	0:17,992	0:15,867	0:15,238	0:49,108	0:17,972	0:15,859	0:15,277
Runde 8	0:49,204	0:18,134	0:15,783	0:15,287	0:48,963	0:17,962	0:15,699	0:15,302	0:49,032	0:17,962	0:15,778	0:15,292	0:49,081	0:17,999	0:15,791	0:15,291	0:49,549	0:18,375	0:15,897	0:15,277
Runde 9	0:49,085	0:18,092	0:15,729	0:15,264	0:48,883	0:17,957	0:15,683	0:15,243	0:49,102	0:18,014	0:15,778	0:15,310	0:49,000	0:17,940	0:15,802	0:15,258	0:49,103	0:18,014	0:15,839	0:15,250

**R 2 DJKM (OK-Junior) Heat 1 B <> C**

Die schnellsten Zeiten

Ort	Nr. Fahrername	Zeit	Streckenl.	ø Speed
Ziel	128 Øgaard,Sebastian	0:48,883	1190 m	87,6 km/h
Sektion 1	135 Degnbøl,Noah	0:17,940	452 m	90,7 km/h
Sektion 2	128 Øgaard,Sebastian	0:15,683	368 m	84,5 km/h
Sektion 3	136 Rees,Matthew	0:15,210	370 m	87,6 km/h

	Smr.136 Rees,Matthew GBR Ricky Flynn Motorsport theoretisch mögliche Bestzeit 0:49,028	Smr.160 Haralampiev,Maksim DEU Maxim Racing Sport theoretisch mögliche Bestzeit 0:49,222	Smr.109 Mesch,Joel DEU KSM Schumacher Racing Team theoretisch mögliche Bestzeit 0:49,009	Smr.156 Crawford,Jack USA Kosmic Racing Department theoretisch mögliche Bestzeit 0:49,279	Smr.110 Rosam,Max DEU TR Motorsport theoretisch mögliche Bestzeit 0:49,337
best	Ziel Sektion 1 Sektion 2 Sektion 3 0:49,105 0:18,014 0:15,804 0:15,210	Ziel Sektion 1 Sektion 2 Sektion 3 0:49,370 0:18,016 0:15,890 0:15,316	Ziel Sektion 1 Sektion 2 Sektion 3 0:49,220 0:18,007 0:15,705 0:15,297	Ziel Sektion 1 Sektion 2 Sektion 3 0:49,381 0:18,040 0:15,858 0:15,381	Ziel Sektion 1 Sektion 2 Sektion 3 0:49,405 0:18,082 0:15,872 0:15,383
Runde 1	0:52,707 0:19,922 0:16,694 0:16,091	0:53,195 0:20,524 0:16,644 0:16,027	0:53,191 0:20,582 0:16,514 0:16,095	0:53,000 0:20,107 0:16,711 0:16,182	0:53,517 0:20,882 0:16,793 0:15,842
Runde 2	0:51,628 0:19,281 0:16,618 0:15,729	0:51,599 0:18,777 0:16,825 0:15,997	0:51,496 0:18,882 0:16,576 0:16,038	0:51,677 0:18,560 0:16,826 0:16,291	0:50,866 0:18,739 0:16,318 0:15,809
Runde 3	0:49,944 0:18,372 0:16,111 0:15,461	0:50,301 0:18,711 0:16,104 0:15,486	0:51,347 0:19,637 0:16,165 0:15,545	0:50,202 0:18,434 0:16,237 0:15,531	0:50,532 0:18,826 0:16,172 0:15,534
Runde 4	0:49,656 0:18,160 0:16,086 0:15,410	0:49,683 0:18,179 0:15,999 0:15,505	0:49,568 0:18,255 0:15,903 0:15,410	0:49,741 0:18,251 0:16,041 0:15,449	0:49,800 0:18,217 0:16,100 0:15,483
Runde 5	0:49,541 0:18,157 0:15,930 0:15,454	0:49,495 0:18,114 0:16,010 0:15,371	0:49,460 0:18,206 0:15,897 0:15,357	0:49,627 0:18,152 0:16,046 0:15,429	0:50,036 0:18,515 0:16,105 0:15,416
Runde 6	0:49,259 0:18,120 0:15,849 0:15,290	0:49,370 0:18,112 0:15,942 0:15,316	0:49,220 0:18,103 0:15,820 0:15,297	0:49,381 0:18,098 0:15,902 0:15,381	0:49,514 0:18,148 0:15,930 0:15,436
Runde 7	0:49,105 0:18,091 0:15,804 0:15,210	0:49,401 0:18,080 0:15,898 0:15,423	0:49,256 0:18,007 0:15,705 0:15,544	0:49,692 0:18,040 0:15,945 0:15,707	0:49,436 0:18,082 0:15,944 0:15,410
Runde 8	0:49,240 0:18,126 0:15,865 0:15,249	0:49,512 0:18,037 0:15,942 0:15,533	0:49,561 0:18,055 0:15,896 0:15,610	0:49,563 0:18,077 0:15,858 0:15,628	0:49,405 0:18,150 0:15,872 0:15,383
Runde 9	0:49,160 0:18,014 0:15,888 0:15,258	0:49,436 0:18,016 0:15,890 0:15,530	0:49,712 0:18,051 0:15,893 0:15,768	0:49,969 0:18,053 0:15,868 0:16,048	0:49,517 0:18,104 0:15,951 0:15,462



# DEUTSCHE KART-MEISTERSCHAFTEN 2018

11-13 / 05 / 2018

DMSB-Reglir 120-2018

## R 2 DJKM (OK-Junior) Heat 1 B < > C

### Die schnellsten Zeiten

Ort	Nr. Fahrername	Zeit	Streckenl.	ø Speed
Ziel	128 Øgaard, Sebastian	0:48,883	1190 m	87,6 km/h
Sektion 1	135 Degnbøl, Noah	0:17,940	452 m	90,7 km/h
Sektion 2	128 Øgaard, Sebastian	0:15,683	368 m	84,5 km/h
Sektion 3	136 Rees, Matthew	0:15,210	370 m	87,6 km/h

best	Stnr.166 Zug,Lilly DEU TB Racing Team		Stnr.157 Villa,Edoardo Ludovico ITA Tbkart Srl		Stnr.122 Ringdahl,Neo SWE JP Racing		Stnr.106 Pingasov,Miron ESP Team Oakes		Stnr.167 Pul,Jonas NLD CRG Holland											
	theoretisch mögliche Bestzeit	0:49,273	theoretisch mögliche Bestzeit	0:49,254	theoretisch mögliche Bestzeit	0:49,282	theoretisch mögliche Bestzeit	0:49,271	theoretisch mögliche Bestzeit	0:49,471										
Ziel	Sektion 1	Sektion 2	Sektion 3	Sektion 1	Sektion 2	Sektion 3	Sektion 1	Sektion 2	Sektion 3	Sektion 1	Sektion 2	Sektion 3								
0:49,287	0:18,033	0:15,867	0:15,373	0:49,320	0:18,100	0:15,846	0:15,308	0:49,328	0:18,127	0:15,815	0:15,340	0:49,509	0:18,148	0:15,930	0:15,393					
Runde 1	0:52,948	0:20,277	0:16,685	0:15,986	0:55,409	0:23,187	0:16,374	0:15,848	0:53,807	0:21,560	0:16,475	0:15,772	0:55,470	0:23,421	0:16,190	0:15,859	0:55,218	0:23,155	0:16,241	0:15,822
Runde 2	0:51,343	0:18,835	0:16,580	0:15,928	0:50,626	0:18,575	0:16,279	0:15,772	0:50,574	0:18,736	0:16,296	0:15,542	0:52,071	0:18,889	0:16,230	0:16,952	0:52,491	0:18,831	0:16,345	0:17,315
Runde 3	0:52,210	0:19,339	0:17,154	0:15,717	0:50,855	0:18,325	0:16,544	0:15,986	0:50,885	0:18,758	0:16,479	0:15,648	0:49,743	0:18,189	0:16,125	0:15,429	0:51,346	0:19,428	0:16,202	0:15,716
Runde 4	0:50,057	0:18,436	0:16,130	0:15,491	0:50,073	0:18,258	0:16,316	0:15,499	0:50,909	0:18,722	0:16,551	0:15,636	0:51,744	0:19,930	0:16,095	0:15,719	0:50,234	0:18,557	0:16,042	0:15,635
Runde 5	0:49,789	0:18,174	0:16,093	0:15,522	0:49,603	0:18,137	0:16,041	0:15,425	0:49,704	0:18,248	0:15,919	0:15,537	0:49,722	0:18,173	0:16,013	0:15,536	0:49,916	0:18,359	0:15,987	0:15,570
Runde 6	0:49,475	0:18,087	0:16,015	0:15,373	0:49,548	0:18,176	0:16,017	0:15,355	0:49,541	0:18,241	0:15,898	0:15,402	0:49,710	0:18,146	0:16,171	0:15,393	0:49,884	0:18,352	0:16,031	0:15,501
Runde 7	0:49,366	0:18,050	0:15,906	0:15,410	0:49,390	0:18,136	0:15,931	0:15,323	0:49,609	0:18,199	0:15,913	0:15,497	0:49,361	0:18,111	0:15,927	0:15,323	0:49,611	0:18,193	0:15,968	0:15,450
Runde 8	0:49,366	0:18,062	0:15,879	0:15,425	0:49,401	0:18,146	0:15,947	0:15,308	0:49,328	0:18,173	0:15,815	0:15,340	0:49,439	0:18,021	0:16,029	0:15,389	0:49,529	0:18,148	0:15,939	0:15,442
Runde 9	0:49,287	0:18,033	0:15,867	0:15,387	0:49,320	0:18,100	0:15,846	0:15,374	0:49,445	0:18,127	0:15,870	0:15,448	0:49,913	0:18,242	0:16,039	0:15,632	0:49,509	0:18,186	0:15,930	0:15,393

**R 2 DJKM (OK-Junior) Heat 1 B < > C**

Die schnellsten Zeiten

Ort	Nr. Fahrername	Zeit	Streckenl.	ø Speed
Ziel	128 Øgaard, Sebastian	0:48,883	1190 m	87,6 km/h
Sektion 1	135 Degnbøl, Noah	0:17,940	452 m	90,7 km/h
Sektion 2	128 Øgaard, Sebastian	0:15,683	368 m	84,5 km/h
Sektion 3	136 Rees, Matthew	0:15,210	370 m	87,6 km/h

	Stnr.125 Karlsson,William SWE JP Racing	Stnr.108 Weirmann,Julie DEU Solgat Motorsport	Stnr.163 Van Loenen,Bastiaan NLD Zanardi Racing Team	Stnr.120 Spina,Alfio Andrea ITA CRG Holland	Stnr.113 Tohum,Arthur DEU TR Motorsport
	theoretisch mögliche Bestzeit 0:49,549	theoretisch mögliche Bestzeit 0:49,553	theoretisch mögliche Bestzeit 0:49,838	theoretisch mögliche Bestzeit 0:50,224	theoretisch mögliche Bestzeit 0:50,610
best	Ziel Sektion 1 0:18,169 0:15,964 0:15,416	Ziel Sektion 1 0:18,157 0:15,931 0:15,465	Ziel Sektion 1 0:18,191 0:16,076 0:15,571	Ziel Sektion 1 0:18,568 0:16,225 0:15,431	Ziel Sektion 1 0:18,793 0:16,248 0:15,569
Runde 1	0:56,261 0:23,221 0:17,345 0:15,695	0:55,233 0:22,959 0:16,337 0:15,937	0:55,989 0:23,314 0:16,786 0:15,889	0:55,929 0:24,076 0:16,422 0:15,431	0:54,612 0:22,253 0:16,574 0:15,785
Runde 2	0:51,342 0:18,396 0:16,363 0:16,583	0:52,657 0:18,890 0:16,530 0:17,237	0:51,038 0:18,685 0:16,567 0:15,786	0:52,177 0:19,481 0:16,720 0:15,976	0:50,610 0:18,793 0:16,248 0:15,569
Runde 3	0:51,707 0:19,952 0:16,225 0:15,530	0:50,607 0:18,569 0:16,115 0:15,923	0:52,209 0:20,285 0:16,249 0:15,675	0:50,365 0:18,568 0:16,225 0:15,572	0:51,986 0:19,456 0:16,674 0:15,856
Runde 4	0:50,472 0:18,521 0:16,238 0:15,713	0:52,163 0:19,909 0:16,346 0:15,908	0:50,442 0:18,496 0:16,232 0:15,714	0:56,545 0:21,093 0:17,671 0:17,781	
Runde 5	0:49,737 0:18,296 0:16,006 0:15,435	0:50,402 0:18,629 0:16,145 0:15,628	0:50,148 0:18,383 0:16,168 0:15,597		
Runde 6	0:49,636 0:18,204 0:15,992 0:15,440	0:49,855 0:18,254 0:16,021 0:15,580	0:50,080 0:18,324 0:16,076 0:15,680		
Runde 7	0:49,661 0:18,179 0:16,043 0:15,439	0:49,637 0:18,157 0:16,015 0:15,465	0:49,937 0:18,232 0:16,134 0:15,571		
Runde 8	0:49,738 0:18,305 0:16,017 0:15,416	0:49,705 0:18,167 0:15,931 0:15,607	0:49,916 0:18,191 0:16,132 0:15,593		
Runde 9	0:49,691 0:18,169 0:15,964 0:15,558	0:49,757 0:18,244 0:16,021 0:15,492	0:50,153 0:18,327 0:16,097 0:15,729		


**R 2 DJKM (OK-Junior) Heat 1 B < > C**

## Die schnellsten Zeiten

Ort	Nr. Fahrername	Zeit	Streckenl.	ø Speed
Ziel	128 Ølgard,Sebastian	0:48,883	1190 m	87,6 km/h
Sektion 1	135 Degnbøl,Noah	0:17,940	452 m	90,7 km/h
Sektion 2	128 Ølgard,Sebastian	0:15,683	368 m	84,5 km/h
Sektion 3	136 Rees,Matthew	0:15,210	370 m	87,6 km/h

Snr.112 Lagrotteria, Antonio CHE Innovate Competition		Snr.139 O'sullivan,Zak GBR Ricky Flynn Motorsport		Snr.115 Litvinenko,Egor DEU FS-RL Competition		Snr.114 Ried,Jonas DEU Solgat Motorsport		Snr.133 Voncken,Luca DEU DS Kartsport								
theoretisch mögliche Bestzeit	0:50,740	theoretisch mögliche Bestzeit	0:49,635	theoretisch mögliche Bestzeit	0:51,434	theoretisch mögliche Bestzeit	0:00,000	theoretisch mögliche Bestzeit	0:00,000							
Ziel	Sektion 1	Sektion 2	Sektion 3	Ziel	Sektion 1	Sektion 2	Sektion 3	Ziel	Sektion 1							
best	0:50,939	0:18,499	0:16,513	0:15,728	0:49,714	0:18,136	0:16,013	0:15,486	0:52,382	0:19,330	0:16,340	0:15,764	0:52,382	0:19,330	0:16,340	0:15,764
Runde 1	0:54,104	0:21,863	0:16,513	0:15,728	0:55,204	0:23,371	0:16,347	0:15,486	0:55,480	0:23,376	0:16,340	0:15,764	0:55,480	0:23,376	0:16,340	0:15,764
Runde 2	0:51,649	0:18,856	0:16,611	0:16,182	0:50,869	0:18,757	0:16,192	0:15,920	0:52,382	0:19,330	0:16,419	0:16,633	0:52,382	0:19,330	0:16,419	0:16,633
Runde 3	0:50,939	0:18,499	0:16,679	0:15,761	0:49,714	0:18,136	0:16,013	0:15,565								
Runde 4																




**R 2 DJKM (OK-Junior) Heat 1 B < > C**

Die schnellsten Zeiten

Ort	Nr. Fahrername	Zeit	Streckenl.	ø Speed
Ziel	128 Ølgard, Sebastian	0:48,883	1190 m	87,6 km/h
Sektion 1	135 Degnbol, Noah	0:17,940	452 m	90,7 km/h
Sektion 2	128 Ølgard, Sebastian	0:15,683	368 m	84,5 km/h
Sektion 3	136 Rees, Matthew	0:15,210	370 m	87,6 km/h

best	Str.116 Zanfari,Suleiman MAR LOTUS RACING KARTS theoretisch mögliche Bestzeit 0:00,000 Ziel Sektion 1 Sektion 2 Sektion 3	Str.141 Han,Chenyu CHN TB Racing Team theoretisch mögliche Bestzeit 0:00,000 Ziel Sektion 1 Sektion 2 Sektion 3	Str.111 Naude,Toni Kayla CHE Innovate Competition theoretisch mögliche Bestzeit 0:00,000 Ziel Sektion 1 Sektion 2 Sektion 3	Str.168 Scheef,Emil DNK Hk Motorsport theoretisch mögliche Bestzeit 0:00,000 Ziel Sektion 1 Sektion 2 Sektion 3	Ziel Sektion 1 Sektion 2 Sektion 3
Runde 1					
Runde 2					







DMSB-Reg.Nr 120-2018

## Groups DJKM (OK-Junior)

## Group A

Pos.	Stnr No.	Fahrer Driver	Nation	Bewerber Sponsor	Nation
1	130	Knopp, Josef	CZE	TB Racing Team	DEU
4	172	Leistra, Luca	BEL	KMS EUROPE KFT	HUN
7	138	Askey, Kai	GBR	Ricky Flynn Motorsport	GBR
10	144	Aron, Paul	EST	Ricky Flynn Motorsport	GBR
13	131	Dörr, Ben	DEU	TB Racing Team	DEU
16	107	Hartke, Nico	DEU	3G Racing	DEU
19	129	Ploeg, Bart	NLD	Zanardi Racing Team	NLD
22	153	Bertini Colla, Leonardo	ITA	CRG Holland	NLD
25	127	Pimm, Simon Connor	DEU	Team NKS	DEU
28	105	Bergmeister, Jakob	DEU	KSM Schumacher Racing Team	DEU
31	126	Dolischka, Jorden	AUT	KSB RACING TEAM	AUT
34	165	Tanggaard, Emil	DNK	HK Motorsport	DNK
37	155	Speck, Luis Laurin	DEU	Tbkart Srl	ITA
40	121	Bröer, Chérine	DEU	CRG Holland	NLD
43	154	Bänighausen, Colin Jamie	DEU	KSM Schumacher Racing Team	DEU

## Group B

Pos.	Stnr No.	Fahrer Driver	Nation	Bewerber Sponsor	Nation
2	124	Højgaard, Mikkel	DNK	KSB RACING TEAM	AUT
5	128	Øgaard, Sebastian	DNK	TK Racing	DNK
8	136	Rees, Matthew	GBR	Ricky Flynn Motorsport	GBR
11	109	Mesch, Joel	DEU	KSM Schumacher Racing Team	DEU
14	156	Crawford, Jak	USA	Kosmic Racing Department	ITA
17	133	Voncken, Luca	DEU	DS Kartsport	DEU
20	113	Tohum, Arthur	DEU	TR Motorsport	DEU
23	157	Vilja, Edoardo Ludovico	ITA	Tbkart Srl	ITA
26	110	Rosam, Max	DEU	TR Motorsport	DEU
29	116	Zanfari, Suleiman	MAR	LOTUS RACING KARTS	SVK
32	108	Weimann, Jule	DEU	Solgat Motorsport	DEU
35	112	Lagrotteria, Antonio	CHE	Innovate Competition	CHE
38	111	Nauade, Toni Kayla	CHE	Innovate Competition	CHE
41	168	Scheef, Emil	DNK	HK Motorsport	DNK
44	139	O'sullivan, Zak	GBR	Ricky Flynn Motorsport	GBR

## Group C

Pos.	Stnr No.	Fahrer Driver	Nation	Bewerber Sponsor	Nation
3	143	Ten Brinke, Thomas	DNL	Ricky Flynn Motorsport	GBR
6	140	Scamir, Enzo	USA	CRG Holland	DNL
9	135	Degabul, Noah	DNK	RS Competition	DNK
12	114	Ried, Jonas	DEU	Solgat Motorsport	DEU
15	160	Haralampiev, Maksim	DEU	Maxim Racing Sport	DEU
18	166	Zug, Lilly	DEU	TB Racing Team	DEU
21	106	Pingasov, Miron	ESP	Team Oakes	GBR
24	120	Spina, Alfio Andrea	ITA	CRG Holland	DNL
27	141	Han, Chenyu	NHC	TB Racing Team	DEU
30	167	Pui, Jonas	DNL	CRG Holland	DNL
33	115	Litvinenko, Egor	DEU	FS-RL Competition	DEU
36	122	Ringdahl, Neo	SWE	JP Racing	SWE
39	125	Karlsson, William	SWE	JP Racing	SWE
42	163	Van Loenen, Bastiaan	DNL	Zanardi Racing Team	DNL

Renntleitung: Rüdiger Luth, Race-Direktor: Thomas Lainei  
 Sportkommissare: Thomas Ferrero / Ulrich Bell / Franz-Josef Sarr / Frankt autenhih  
 Techn. Kommissare: H.-J. Dangers / A.Sengpiel / M. Grashoff / C. Schmidt / D.Pietzko / W.Amerl / M.Ambrosio  
 Zeitnahme: KART-DATA timing service Franz Schieszler / Manuela Hintne



15	154	KSM Schumacher Racing Team Bönighausen Colin Jamie Startposition 29	15	139	Ricky Flynn Motorsport O'sullivan Zak Startposition 30
14	121	CRG Holland Bröer Cherine Startposition 27	14	168	Hk Motorsport Scheef Emil Startposition 28
13	155	Tbkart Srl Speck Luis Laurin Startposition 25	13	111	Innovate Competition Naude Toni Kayla Startposition 26
12	165	HK Motorsport Tanggaard Emil Startposition 23	12	112	Innovate Competition Lagrotteria Antonio Startposition 24
11	126	KSB RACING TEAM Dolischka Jorden Startposition 21	11	108	Solgat Motorsport Weimann Jule Startposition 22
10	105	KSM Schumacher Racing Team Bergmeister Jakob Startposition 19	10	116	LOTUS RACING KARTS Zanfari Suleiman Startposition 20
9	127	Team NKS Primm Simon Connor Startposition 17	9	110	TR Motorsport Rosam Max Startposition 18
8	153	CRG Holland Bertini Colla Leonardo Startposition 15	8	157	Tbkart Srl Villa Edoardo Ludovico Startposition 16
7	129	Zanardi Racing Team Ploeg Bart Startposition 13	7	113	TR Motorsport Tohum Arthur Startposition 14
6	107	3G Racing Hantke Nico Startposition 11	6	133	DS Kartsport Voncken Luca Startposition 12
5	131	TB Racing Team Dörr Ben Startposition 9	5	156	Kosmic Racing Department Crawford Jak Startposition 10
4	144	Ricky Flynn Motorsport Aron Paul Startposition 7	4	109	KSM Schumacher Racing Team Mesch Joel Startposition 8
3	138	Ricky Flynn Motorsport Askey Kai Startposition 5	3	136	Ricky Flynn Motorsport Rees Matthew Startposition 6
2	172	KMS EUROPE KFT Leistra Luca Startposition 3	2	128	TK Racing Øgaard Sebastian Startposition 4
1	130	TB Racing Team Knopp Josef Startposition 1	1	124	KSB RACING TEAM Højgaard Mikkel Startposition 2



### Starting Grid Group A - B DJKM (OK-Junior)

#### Rennen 11



15	154	KSM Schumacher Racing Team Bönighausen Colin Jamie Startposition 29	14	163	Zanardi Racing Team Van Loenen Bastiaan Startposition 28
14	121	CRG Holland Bröer Cherine Startposition 27	13	125	JP Racing Karlsson William Startposition 26
13	155	Tbkart Srl Speck Luis Laurin Startposition 25	12	122	JP Racing Ringdahl Neo Startposition 24
12	165	HK Motorsport Tanggaard Emil Startposition 23	11	115	FS-RL Competition Litvinenko Egor Startposition 22
11	126	KSB RACING TEAM Dolischka Jorden Startposition 21	10	167	CRG Holland Pul Jonas Startposition 20
10	105	KSM Schumacher Racing Team Bergmeister Jakob Startposition 19	9	141	TB Racing Team Han Chenyu Startposition 18
9	127	Team NKS Primm Simon Connor Startposition 17	8	120	CRG Holland Spina Alfio Andrea Startposition 16
8	153	CRG Holland Bertini Colla Leonardo Startposition 15	7	106	Team Oakes Pingasov Miron Startposition 14
7	129	Zanardi Racing Team Ploeg Bart Startposition 13	6	166	TB Racing Team Zug Lilly Startposition 12
6	107	3G Racing Hantke Nico Startposition 11	5	160	Maxim Racing Sport Haralampiev Maksim Startposition 10
5	131	TB Racing Team Dörr Ben Startposition 9	4	114	Solgat Motorsport Ried Jonas Startposition 8
4	144	Ricky Flynn Motorsport Aron Paul Startposition 7	3	135	RS Competition Degnbol Noah Startposition 6
3	138	Ricky Flynn Motorsport Askey Kai Startposition 5	2	140	CRG Holland Scionti Enzo Startposition 4
2	172	KMS EUROPE KFT Leistra Luca Startposition 3	1	143	Ricky Flynn Motorsport Ten Brinke Thomas Startposition 2
1	130	TB Racing Team Knopp Josef Startposition 1			



**Starting Grid Group A - C DKM (OK-Junior)**

**Rennen 6**



15	139	Ricky Flynn Motorsport O'sullivan Zak Startposition 29	14	163	Zanardi Racing Team Van Loenen Bastiaan Startposition 28
14	168	Hk Motorsport Scheef Emil Startposition 27	13	125	JP Racing Karlsson William Startposition 26
13	111	Innovate Competition Naude Toni Kayla Startposition 25	12	122	JP Racing Ringdahl Neo Startposition 24
12	112	Innovate Competition Lagrotteria Antonio Startposition 23	11	115	FS-RL Competition Litvinenko Egor Startposition 22
11	108	Solgat Motorsport Weimann Jule Startposition 21	10	167	CRG Holland Pul Jonas Startposition 20
10	116	LOTUS RACING KARTS Zanfari Suleiman Startposition 19	9	141	TB Racing Team Han Chenyu Startposition 18
9	110	TR Motorsport Rosam Max Startposition 17	8	120	CRG Holland Spina Alfio Andrea Startposition 16
8	157	Tbkart Srl Villa Edoardo Ludovico Startposition 15	7	106	Team Oakes Pingasov Miron Startposition 14
7	113	TR Motorsport Tohum Arthur Startposition 13	6	166	TB Racing Team Zug Lilly Startposition 12
6	133	DS Kartsport Voncken Luca Startposition 11	5	160	Maxim Racing Sport Haralampiev Maksim Startposition 10
5	156	Kosmic Racing Department Crawford Jak Startposition 9	4	114	Solgat Motorsport Ried Jonas Startposition 8
4	109	KSM Schumacher Racing Team Mesch Joel Startposition 7	3	135	RS Competition Degnbol Noah Startposition 6
3	136	Ricky Flynn Motorsport Rees Matthew Startposition 5	2	140	CRG Holland Scionti Enzo Startposition 4
2	128	TK Racing Øgaard Sebastian Startposition 3	1	143	Ricky Flynn Motorsport Ten Brinke Thomas Startposition 2
1	124	KSB RACING TEAM Højgaard Mikkel Startposition 1			

**Starting Grid Group B - C DKM (OK-Junior)**

**Rennen 2**

Strecke / track: 1190m  
 started: 22 classified: 22 not classified: 0

Doc. 14

Pos	Str. Nr.	Fahrer Driver	Nation	Bewerber/Sponsor	Nation	Lizenz/B-Lizenz	Chassis/Motor/Reifen	Runden Laps	Gesamtzeit Differenz	Abstand Gap	beste Runde best Lap	in R. n. L.	Geschw. Speed
1	124	Højgaard, Mikkel	DNK	KSB RACING TEAM	AUT	53445 BK 002	Kosmic / Vortex / Vega	4			0:48,405	2	88,5 km/h
2	143	Ten Brinke, Thomas	NLD	Ricky Flynn Motorsport	GBR	40662 162392	FA Kart / Vortex / Vega	4	0:00,014	0:00,014	0:48,419	2	88,5 km/h
3	172	Leistra, Luca	BEL	KMS EUROPE KFT	HUN	909365 804	Tony Kart / TM / Vega	4	0:00,021	0:00,007	0:48,426	4	88,5 km/h
4	128	Øgaard, Sebastian	DNK	TK Racing	DNK	55995 52208	FA Kart / TM / Vega	5	0:00,043	0:00,022	0:48,448	4	88,4 km/h
5	140	Scionti, Enzo	USA	CRG Holland	NLD	K1845-SK-18 JR-c 15521	CRG / TM / Vega	4	0:00,072	0:00,029	0:48,477	4	88,4 km/h
6	136	Rees, Matthew	GBR	Ricky Flynn Motorsport	GBR	252931 162392	FA Kart / Vortex / Vega	4	0:00,131	0:00,059	0:48,536	3	88,3 km/h
7	135	Degnbol, Noah	DNK	RS Competition	DNK	65659 36053	Tony Kart / Vortex / Vega	7	0:00,171	0:00,040	0:48,576	2	88,2 km/h
8	114	Ried, Jonas	DEU	Solgat Motorsport	DEU	IKCJ 1167350 KBF 1079882	Ricciardo / TM / Vega	5	0:00,206	0:00,035	0:48,611	4	88,1 km/h
9	156	Crawford, Jak	USA	Kosmic Racing Department	ITA	K1851-SK-18 JR-c 296927	Kosmic / Vortex / Vega	4	0:00,317	0:00,111	0:48,722	3	87,9 km/h
10	107	Hantke, Nico	DEU	3G Racing	DEU	IKCJ 1145936 KBF 1164077	Tony Kart / Parilla / Vega	5	0:00,368	0:00,051	0:48,773	3	87,8 km/h
11	129	Ploeg, Bart	NLD	Zanardi Racing Team	NLD	40401 28613	Zanardi / Parilla / Vega	3	0:00,406	0:00,038	0:48,811	3	87,8 km/h
12	106	Pingasov, Miron	ESP	Team Oakes	GBR	ITCRJR-0004-ESP 269892	Exprit / Vortex / Vega	5	0:00,472	0:00,066	0:48,877	3	87,6 km/h
13	120	Spina, Alfio Andrea	ITA	CRG Holland	NLD	366688 15521	CRG / TM / Vega	5	0:00,546	0:00,074	0:48,951	4	87,5 km/h
14	110	Rosam, Max	DEU	TR Motorsport	DEU	IKCJ1162238 KBF 1080519	Jesolo / TM / Vega	7	0:00,554	0:00,008	0:48,959	3	87,5 km/h
15	116	Zanfari, Suleiman	IMAR	LOTUS RACING KARTS	SVN	003/0/2018 0225	Tony Kart / Vortex / Vega	4	0:00,592	0:00,038	0:48,997	2	87,4 km/h
16	167	Pul, Jonas	NLD	CRG Holland	NLD	42501 15521	CRG / IAME / Vega	5	0:00,610	0:00,018	0:49,015	3	87,4 km/h
17	126	Dolischka, Jorden	AUT	KSB RACING TEAM	AUT	JK 2107 BK 002	Kosmic / Vortex / Vega	4	0:00,628	0:00,018	0:49,033	4	87,4 km/h
18	122	Ringdahl, Neo	SWE	JP Racing	SWE	200603285693 105	Exprit / Vortex / Vega	7	0:00,705	0:00,077	0:49,110	1	87,2 km/h
19	155	Speck, Luis Laurin	DEU	Tbkart Srl	ITA	IKCJ 1167417 297356	TB-Kart / Parilla / Vega	5	0:00,719	0:00,014	0:49,124	3	87,2 km/h
20	125	Karlsson, William	SWE	JP Racing	SWE	200510185879 105	Exprit / TM / Vega	5	0:00,758	0:00,039	0:49,163	5	87,1 km/h
21	163	Van Loenen, Bastiaan	NLD	Zanardi Racing Team	NLD	38067 28613	Zanardi / Parilla / Vega	7	0:00,924	0:00,166	0:49,329	3	86,8 km/h
22	139	O'sullivan, Zak	GBR	Ricky Flynn Motorsport	GBR	274547 162392	FA Kart / Vortex / Vega	0					

Rennleitung: Rüdiger Luth Racedirektor: Thomas Lainer  
 Sportkommissare: Thomas Ferrero / Ulrich Bell / Franz-Josef Serr / Frank Tautenhahn  
 Techn. Kommissare: H.-J. Dangers / A.Sengpiel / M. Grasshoff / C. Schmidt / D.Pietzko / W.Amend / M.Ambrosius  
 Zeitnahme: KART-DATA timing service Franz Schieszler / Manuela Hintner

Zeitnahme / timekeeping  
 control *Schieszler*  
 Franz Schieszler  
 Austriazeit

## Qualifying practice DJKM (OK-Junior) Gruppe 2

Strecke / track: 1190    started: 22    classified: 22    not classified: 0

Fahrername Driver	Højgaard Mikkel	Ten Brinke Thomas	Leistra Luca	Øgaard Sebastian	Scionti Enzo	Rees Matthew	Degnbol Noah	Ried Jonas	Crawford Jak	Hantke Nico	Ploeg Bart	Pingasov Miron
schnellste Runde in Runde	0:48,405 Rn. 2	0:48,419 Rn. 2	0:48,426 Rn. 4	0:48,448 Rn. 4	0:48,477 Rn. 4	0:48,536 Rn. 3	0:48,576 Rn. 2	0:48,611 Rn. 4	0:48,722 Rn. 3	0:48,773 Rn. 3	0:48,811 Rn. 3	0:48,877 Rn. 3
Speed	88,5 km/h	88,5 km/h	88,5 km/h	88,4 km/h	88,4 km/h	88,3 km/h	88,2 km/h	88,1 km/h	87,9 km/h	87,8 km/h	87,8 km/h	87,6 km/h
Lap 1	0:48,648	0:48,748	0:48,782	0:49,510	0:48,712	0:48,747	0:49,280	0:51,108	0:48,818	0:49,223	0:49,022	0:50,164
Lap 2	<u>0:48,405</u>	<u>0:48,419</u>	0:48,429	0:48,538	0:48,542	0:48,605	<u>0:48,576</u>	0:48,869	0:48,780	0:49,231	0:48,895	0:49,171
Lap 3	0:48,529	0:48,516	0:48,480	0:48,473	0:48,582	<u>0:48,536</u>	0:48,768	0:48,682	<u>0:48,722</u>	<u>0:48,773</u>	<u>0:48,811</u>	<u>0:48,877</u>
Lap 4	0:48,471	0:48,611	<u>0:48,426</u>	<u>0:48,448</u>	<u>0:48,477</u>	0:48,623	0:48,815	<u>0:48,611</u>	0:48,758	0:48,994	0:49,240	0:49,240
Lap 5				<u>0:48,479</u>			0:48,708	0:48,617		0:49,025		0:49,352
Lap 6							0:48,739					
Lap 7							0:48,736					

## Qualifying practice DJKM (OK-Junior) Gruppe 2

Strecke / track: 1190      started: 22      classified: 22      not classified: 0

Fahrername Driver	Spina Alfio Andrea	Rosam Max	Zanfari Suleiman	Pul Jonas	Dolischka Jordan	Ringdahl Neo	Speck Luis Laurin	Karrißon William	Van Loenen Bastiaan	O'sullivan Zak
schnellste Runde in Runde	0:48,951 Rn. 4	0:48,959 Rn. 3	0:48,997 Rn. 2	0:49,015 Rn. 3	0:49,033 Rn. 4	0:49,110 Rn. 1	0:49,124 Rn. 3	0:49,163 Rn. 5	0:49,329 Rn. 3	
Speed	87,5 km/h	87,5 km/h	87,4 km/h	87,4 km/h	87,4 km/h	87,2 km/h	87,2 km/h	87,1 km/h	86,8 km/h	
Lap 1	0:50,650	0:49,992	0:49,132	0:49,983	0:49,430	0:49,110	0:49,902	0:49,578	0:49,357	
Lap 2	0:50,129	0:49,151	0:48,997	0:49,195	0:49,060	0:49,412	0:49,218	0:49,374	0:52,229	
Lap 3	0:49,155	0:48,959	0:49,151	0:49,015	0:49,231	0:49,211	0:49,124	0:49,167	0:49,329	
Lap 4	0:48,951	0:48,989	0:49,092	0:49,301	0:49,033	0:49,423	0:49,152	0:49,372	0:49,335	
Lap 5	0:49,133	0:49,032		0:49,092		0:49,288	0:49,255	0:49,163	0:49,348	
Lap 6		0:49,075				0:49,189			0:49,882	
Lap 7		0:49,176				0:49,435			0:49,345	



## Qualifying practice DJKM (OK-Junior) Group 2 Gruppe 2

Ziel		Sektion 1		Sektion 2		Sektion 3	
Fahrername	Zeit	Fahrername	Zeit	Fahrername	Zeit	Fahrername	Zeit
1 124 Høigaard,Mikkel	0:48,405	128 Øgaard,Sebastian	0:17,678	143 Ten Brinke,Thomas	0:15,517	124 Høigaard,Mikkel	0:15,082
2 143 Ten Brinke,Thomas	0:48,419	172 Leistra,Luca	0:17,733	140 Scionti,Enzo	0:15,528	172 Leistra,Luca	0:15,088
3 172 Leistra,Luca	0:48,426	124 Høigaard,Mikkel	0:17,758	172 Leistra,Luca	0:15,530	143 Ten Brinke,Thomas	0:15,095
4 128 Øgaard,Sebastian	0:48,448	140 Scionti,Enzo	0:17,791	128 Øgaard,Sebastian	0:15,540	136 Rees,Matthew	0:15,101
5 140 Scionti,Enzo	0:48,477	143 Ten Brinke,Thomas	0:17,796	136 Rees,Matthew	0:15,554	128 Øgaard,Sebastian	0:15,106
6 136 Rees,Matthew	0:48,536	135 Degnbol,Noah	0:17,799	124 Høigaard,Mikkel	0:15,565	106 Pingasov,Miron	0:15,129
7 135 Degnbol,Noah	0:48,576	114 Ried,Jonas	0:17,815	114 Ried,Jonas	0:15,570	135 Degnbol,Noah	0:15,131
8 114 Ried,Jonas	0:48,611	156 Crawford,Jak	0:17,830	135 Degnbol,Noah	0:15,644	140 Scionti,Enzo	0:15,133
9 156 Crawford,Jak	0:48,722	116 Zantari,Suleiman	0:17,834	156 Crawford,Jak	0:15,646	156 Crawford,Jak	0:15,161
10 107 Hamtke,Nico	0:48,773	136 Rees,Matthew	0:17,842	129 Ploeg,Bart	0:15,649	114 Ried,Jonas	0:15,172
11 129 Ploeg,Bart	0:48,811	107 Hamtke,Nico	0:17,853	122 Ringdahl,Neo	0:15,668	110 Rosam,Max	0:15,216
12 106 Pingasov,Miron	0:48,877	106 Pingasov,Miron	0:17,896	107 Hamtke,Nico	0:15,689	129 Ploeg,Bart	0:15,226
13 120 Spina,Alfio Andrea	0:48,951	120 Spina,Alfio Andrea	0:17,907	126 Dolischka,Jorden	0:15,718	107 Hamtke,Nico	0:15,231
14 110 Rosam,Max	0:48,959	129 Ploeg,Bart	0:17,926	155 Speck,Luis Laurin	0:15,723	125 Karisson,William	0:15,238
15 116 Zantari,Suleiman	0:48,997	110 Rosam,Max	0:17,930	110 Rosam,Max	0:15,737	122 Ringdahl,Neo	0:15,254
16 167 Puj,Jonas	0:49,015	122 Ringdahl,Neo	0:17,940	167 Puj,Jonas	0:15,741	126 Dolischka,Jorden	0:15,266
17 126 Dolischka,Jorden	0:49,033	167 Puj,Jonas	0:17,960	120 Spina,Alfio Andrea	0:15,750	167 Puj,Jonas	0:15,273
18 122 Ringdahl,Neo	0:49,110	126 Dolischka,Jorden	0:17,985	116 Zantari,Suleiman	0:15,751	116 Zantari,Suleiman	0:15,277
19 155 Speck,Luis Laurin	0:49,124	155 Speck,Luis Laurin	0:17,993	163 Van Loenen,Bastiaan	0:15,766	120 Spina,Alfio Andrea	0:15,287
20 125 Karisson,William	0:49,163	163 Van Loenen,Bastiaan	0:18,019	106 Pingasov,Miron	0:15,815	155 Speck,Luis Laurin	0:15,308
21 163 Van Loenen,Bastiaan	0:49,329	125 Karisson,William	0:18,042	125 Karisson,William	0:15,824	163 Van Loenen,Bastiaan	0:15,336
22 139 O' sullivan,Zak		139 O' sullivan,Zak	44:30,245	139 O' sullivan,Zak	0:17,979	139 O' sullivan,Zak	

### Qualifying practice DJKM (OK-Junior) Group 2 Gruppe 2

#### Die schnellsten Zeiten

Ort	Nr. Fahrername	Zeit	Streckenl.	ø Speed
Ziel	124 Hejgaard,Mikkel	0:48,405	1190 m	88,5 km/h
Sektion 1	128 Øgaard,Sebastian	0:17,678	452 m	92,0 km/h
Sektion 2	143 Ten Brinke,Thomas	0:15,517	368 m	85,4 km/h
Sektion 3	124 Hejgaard,Mikkel	0:15,082	370 m	88,3 km/h

	Stnr.124 Hejgaard,Mikkel DNK KSB RACING TEAM	Stnr.143 Ten Brinke,Thomas NLD Ricky Flynn Motorsport	Stnr.172 Leistra,Luca BEL KMS EUROPE KFT	Stnr.128 Øgaard,Sebastian DNK TK Racing	Stnr.140 Sciomti,Enzo USA CRG Holland
best	theoretisch mögliche Bestzeit 0:48,405 Ziel Sektion 1 0:17,758 0:15,565 0:15,082	theoretisch mögliche Bestzeit 0:48,408 Ziel Sektion 1 0:17,796 0:15,517 0:15,095	theoretisch mögliche Bestzeit 0:48,351 Ziel Sektion 1 0:17,733 0:15,530 0:15,088	theoretisch mögliche Bestzeit 0:48,324 Ziel Sektion 1 0:17,678 0:15,540 0:15,106	theoretisch mögliche Bestzeit 0:48,452 Ziel Sektion 1 0:17,791 0:15,528 0:15,133
Runde 1	0:48,648 0:17,772 0:15,666 0:15,210	0:48,748 0:17,942 0:15,653 0:15,153	0:48,782 0:17,989 0:15,705 0:15,088	0:49,510 0:17,854 0:15,808 0:15,848	0:48,712 0:17,974 0:15,605 0:15,133
Runde 2	0:48,405 0:17,758 0:15,565 0:15,082	0:48,419 0:17,796 0:15,517 0:15,106	0:48,429 0:17,733 0:15,544 0:15,152	0:48,538 0:17,678 0:15,667 0:15,193	0:48,542 0:17,824 0:15,578 0:15,140
Runde 3	0:48,529 0:17,761 0:15,618 0:15,150	0:48,516 0:17,824 0:15,597 0:15,095	0:48,480 0:17,774 0:15,589 0:15,117	0:48,473 0:17,815 0:15,540 0:15,118	0:48,582 0:17,837 0:15,601 0:15,144
Runde 4	0:48,471 0:17,770 0:15,580 0:15,121	0:48,611 0:17,840 0:15,592 0:15,179	0:48,426 0:17,780 0:15,530 0:15,116	0:48,448 0:17,698 0:15,606 0:15,144	0:48,477 0:17,791 0:15,528 0:15,158
Runde 5				0:48,479 0:17,730 0:15,643 0:15,106	
Runde 6					

### Qualifying practice DJKM (OK-Junior) Group 2 Gruppe 2

#### Die schnellsten Zeiten

Ort	Nr. Fahrername	Zeit	Streckenl.	ø Speed
Ziel	124 Hejgaard,Mikkel	0:48,405	1190 m	88,5 km/h
Sektion 1	128 Øgaard,Sebastian	0:17,678	452 m	92,0 km/h
Sektion 2	143 Ten Brinke,Thomas	0:15,517	368 m	85,4 km/h
Sektion 3	124 Hejgaard,Mikkel	0:15,082	370 m	88,3 km/h

	Stmr.136 Rees,Matthew GBR Ricky Flynn Motorsport	Stmr.135 Degnbol,Noah DNK RS Competition	Stmr.114 Ried,Jonas DEU Solgat Motorsport	Stmr.156 Crawford,Jak USA Kosmic Racing Department	Stmr.107 Hamke,Nico DEU 3G Racing
	theoretisch mögliche Bestzeit 0:48,497	theoretisch mögliche Bestzeit 0:48,574	theoretisch mögliche Bestzeit 0:48,557	theoretisch mögliche Bestzeit 0:48,637	theoretisch mögliche Bestzeit 0:48,773
best	Ziel Sektion 1 0:17,842 0:15,554 0:15,101	Ziel Sektion 1 0:17,799 0:15,644 0:15,131	Ziel Sektion 1 0:17,815 0:15,570 0:15,172	Ziel Sektion 1 0:17,830 0:15,646 0:15,161	Ziel Sektion 1 0:17,853 0:15,689 0:15,231
Runde 1	0:48,747 0:17,965 0:15,660 0:15,122	0:49,280 0:17,878 0:15,857 0:15,545	0:51,108 0:19,387 0:16,231 0:15,490	0:48,818 0:17,969 0:15,679 0:15,170	0:49,223 0:17,937 0:15,987 0:15,299
Runde 2	0:48,605 0:17,842 0:15,618 0:15,145	0:48,576 0:17,801 0:15,644 0:15,131	0:48,869 0:17,919 0:15,709 0:15,241	0:48,780 0:17,884 0:15,785 0:15,161	0:49,231 0:18,025 0:15,918 0:15,288
Runde 3	0:48,536 0:17,881 0:15,554 0:15,101	0:48,768 0:17,897 0:15,678 0:15,193	0:48,682 0:17,835 0:15,570 0:15,277	0:48,722 0:17,830 0:15,654 0:15,238	0:48,773 0:17,853 0:15,689 0:15,231
Runde 4	0:48,623 0:17,875 0:15,622 0:15,126	0:48,815 0:17,840 0:15,707 0:15,268	0:48,611 0:17,815 0:15,603 0:15,193	0:48,758 0:17,895 0:15,646 0:15,217	0:48,994 0:17,916 0:15,761 0:15,317
Runde 5		0:48,708 0:17,815 0:15,685 0:15,208	0:48,617 0:17,841 0:15,604 0:15,172		0:49,025 0:18,041 0:15,725 0:15,259
Runde 6		0:48,739 0:17,804 0:15,695 0:15,240			
Runde 7		0:48,736 0:17,799 0:15,755 0:15,182			

**Qualifying practice DJKM (OK-Junior) Group 2 Gruppe 2**
**Die schnellsten Zeiten**

Ort	Nr. Fahrername	Zeit	Streckenl.	ø Speed
Ziel	124 Heigaard,Mikkel	0:48,405	1190 m	88,5 km/h
Sektion 1	128 Øgaard,Sebastian	0:17,678	452 m	92,0 km/h
Sektion 2	143 Ten Brinke,Thomas	0:15,517	368 m	85,4 km/h
Sektion 3	124 Heigaard,Mikkel	0:15,082	370 m	88,3 km/h

	Smr.129 Ploeg,Bart NLD Zanardi Racing Team	Smr.106 Pingasov,Miron ESP Team Oakes	Smr.120 Spino,Alfio Andrea ITA CRG Holland	Smr.110 Rossum,Max DEU TR Motorsport	Smr.116 Zanfari,Suleiman MAR LOTUS RACING KARTS
	theoretisch mögliche Bestzeit 0:48,801	theoretisch mögliche Bestzeit 0:48,840	theoretisch mögliche Bestzeit 0:48,944	theoretisch mögliche Bestzeit 0:48,883	theoretisch mögliche Bestzeit 0:48,862
best	Ziel Sektion 1 0:17,926 0:15,649 0:15,226	Ziel Sektion 1 0:17,896 0:15,815 0:15,129	Ziel Sektion 1 0:17,907 0:15,750 0:15,287	Ziel Sektion 1 0:17,930 0:15,737 0:15,216	Ziel Sektion 1 0:17,834 0:15,751 0:15,277
Runde 1	0:49,022 0:17,930 0:15,817 0:15,275	0:50,164 0:18,409 0:16,364 0:15,391	0:50,650 0:19,295 0:16,042 0:15,313	0:49,992 0:18,092 0:15,865 0:16,035	0:49,132 0:17,994 0:15,861 0:15,277
Runde 2	0:48,895 0:17,926 0:15,728 0:15,241	0:49,171 0:17,978 0:16,064 0:15,129	0:50,129 0:18,266 0:16,150 0:15,713	0:49,151 0:17,930 0:15,944 0:15,277	0:48,997 0:17,834 0:15,751 0:15,412
Runde 3	0:48,811 0:17,936 0:15,649 0:15,226	0:48,877 0:17,896 0:15,815 0:15,166	0:49,155 0:17,931 0:15,904 0:15,320	0:48,959 0:18,006 0:15,737 0:15,216	0:49,151 0:18,037 0:15,821 0:15,293
Runde 4		0:49,240 0:18,013 0:15,863 0:15,364	0:48,951 0:17,907 0:15,750 0:15,294	0:48,989 0:17,952 0:15,770 0:15,267	0:49,092 0:17,998 0:15,808 0:15,286
Runde 5		0:49,352 0:17,997 0:15,995 0:15,360	0:49,133 0:18,074 0:15,772 0:15,287	0:49,032 0:17,997 0:15,778 0:15,257	
Runde 6			0:49,075 0:18,010 0:15,791 0:15,274	0:49,075 0:18,010 0:15,791 0:15,274	
Runde 7			0:49,176 0:17,949 0:15,755 0:15,472	0:49,176 0:17,949 0:15,755 0:15,472	

### Qualifying practice DJKM (OK-Junior) Group 2 Gruppe 2

#### Die schnellsten Zeiten

Ort	Nr. Fahrername	Zeit	Streckenl.	ø Speed
Ziel	124 Hejgaard,Mikkel	0:48,405	1190 m	88,5 km/h
Sektion 1	128 Øgaard,Sebastian	0:17,678	452 m	92,0 km/h
Sektion 2	143 Ten Brinke,Thomas	0:15,517	368 m	85,4 km/h
Sektion 3	124 Hejgaard,Mikkel	0:15,082	370 m	88,3 km/h

	Snr.167 Pui,Jonas NLD CRG Holland		Snr.126 Dolischka,Jorden AUT KSB RACING TEAM		Snr.122 Ringdahl,Neo SWE JP Racing		Snr.155 Speck,Luis Laurin DEU Tbkart Srl		Snr.125 Karlsson,William SWE JP Racing												
	theoretisch mögliche Bestzeit	Bestzeit	theoretisch mögliche Bestzeit	Bestzeit	theoretisch mögliche Bestzeit	Bestzeit	theoretisch mögliche Bestzeit	Bestzeit	theoretisch mögliche Bestzeit	Bestzeit											
best	0:49,015	0:17,960	0:15,741	0:15,273	0:49,033	0:17,985	0:15,718	0:15,266	0:49,110	0:17,940	0:15,668	0:15,254	0:49,124	0:17,993	0:15,723	0:15,308	0:49,163	0:18,042	0:15,824	0:15,238	
Runde 1	0:49,983	0:18,082	0:15,898	0:16,003	0:49,430	0:18,265	0:15,859	0:15,306	0:49,110	0:18,101	0:15,668	0:15,341	0:49,902	0:18,801	0:15,778	0:15,323	0:49,578	0:18,256	0:15,867	0:15,455	
Runde 2	0:49,195	0:18,025	0:15,796	0:15,374	0:49,060	0:18,047	0:15,720	0:15,293	0:49,412	0:17,955	0:16,203	0:15,254	0:49,218	0:18,073	0:15,837	0:15,308	0:49,374	0:18,107	0:16,024	0:15,243	
Runde 3	0:49,015	0:17,960	0:15,741	0:15,314	0:49,231	0:17,985	0:15,920	0:15,326	0:49,211	0:17,940	0:15,915	0:15,356	0:49,124	0:17,993	0:15,787	0:15,344	0:49,167	0:18,050	0:15,879	0:15,238	
Runde 4	0:49,301	0:18,133	0:15,873	0:15,295	0:49,033	0:18,049	0:15,718	0:15,266	0:49,423	0:18,274	0:15,857	0:15,292	0:49,152	0:18,053	0:15,723	0:15,376	0:49,372	0:18,177	0:15,824	0:15,371	
Runde 5	0:49,092	0:18,074	0:15,745	0:15,273					0:49,288	0:18,079	0:15,891	0:15,318	0:49,255	0:18,110	0:15,759	0:15,386	0:49,163	0:18,042	0:15,828	0:15,293	
Runde 6					0:49,189	0:18,081	0:15,774	0:15,334													
Runde 7					0:49,435	0:18,086	0:15,960	0:15,389													

Qualifying practice DJKM (OK-Junior) Group 2 Gruppe 2

Die schnellsten Zeiten

Ort	Nr. Fahrername	Zeit	Streckenl.	ø Speed
Ziel	124 Heigaard,Mikkel	0:48,405	1190 m	88,5 km/h
Sektion 1	128 Øgaard,Sebastian	0:17,678	452 m	92,0 km/h
Sektion 2	143 Ten Brinke,Thomas	0:15,517	368 m	85,4 km/h
Sektion 3	124 Heigaard,Mikkel	0:15,082	370 m	88,3 km/h

best	Str.163 Van Loenen,Bastiaan NLD Zanardi Racing Team theoretisch mögliche Bestzeit 0:49,121	Str.139 O'sullivan,Zak GBR Ricky Flynn Motorsport theoretisch mögliche Bestzeit 3:44:48,224	Ziel	Sektion 1	Sektion 2	Sektion 3	Ziel	Sektion 1	Sektion 2	Sektion 3	Ziel	Sektion 1	Sektion 2	Sektion 3
Runde 1	0:49,329	0:18,019	0:15,766	0:15,336	0:49,357	0:18,133	0:15,766	0:15,458						
Runde 2	0:52,229	0:18,449	0:18,322	0:15,458	0:52,229	0:18,449	0:18,322	0:15,458						
Runde 3	0:49,329	0:18,170	0:15,823	0:15,336	0:49,329	0:18,170	0:15,823	0:15,336						
Runde 4	0:49,335	0:18,128	0:15,867	0:15,340	0:49,335	0:18,128	0:15,867	0:15,340						
Runde 5	0:49,348	0:18,099	0:15,861	0:15,388	0:49,348	0:18,099	0:15,861	0:15,388						
Runde 6	0:49,882	0:18,088	0:16,297	0:15,497	0:49,882	0:18,088	0:16,297	0:15,497						
Runde 7	0:49,345	0:18,019	0:15,903	0:15,423	0:49,345	0:18,019	0:15,903	0:15,423						

Strecke / track: 1190m  
 started: 22 classified: 22 not classified: 0

Doc. 12

Pos	Str. Nr.	Fahrer Driver	Nation	Bewerber/Sponsor	Nation	Lizenz/B-Lizenz	Chassis/Motor/Reifen	Runden Laps	Gesamtzeit Differenz	Abstand Gap	beste Runde best Lap	in R. n. L.	Geschw. Speed
1	130	Knopp, Josef	CZE	TB Racing Team	DEU	1017 KBF 1116906	Kart Republic / Parilla / Vega	4			0:48,330	3	88,6 km/h
2	138	Askey, Kai	GBR	Ricky Flynn Motorsport	GBR	296774 162392	FA Kart / Vortex / Vega	4	0:00,148	0:00,148	0:48,478	2	88,4 km/h
3	144	Aron, Paul	EST	Ricky Flynn Motorsport	GBR	K911 162392	FA ALONSO / VORTEX / Vega	4	0:00,269	0:00,121	0:48,599	2	88,1 km/h
4	109	Mesch, Joel	DEU	KSM Schumacher Racing Team	DEU	IKCJ 1179312 KBF 1067587	Tony Kart / Vortex / Vega	5	0:00,273	0:00,004	0:48,603	5	88,1 km/h
5	131	Dörr, Ben	DEU	TB Racing Team	DEU	IKCJ 1162845 KBF 1116906	Kart Republic / Parilla / Vega	6	0:00,390	0:00,117	0:48,720	6	87,9 km/h
6	160	Haralampiev, Maksim	DEU	Maxim Racing Sport	DEU	IKCJ 1169591 KBF 1167038	EXPRIT / TM / Vega	4	0:00,408	0:00,018	0:48,738	2	87,9 km/h
7	133	Voncken, Luca	DEU	DS Kartsport	DEU	IKCJ 1153982 KBF 1154357	Mach1 / TM / Vega	6	0:00,457	0:00,049	0:48,787	3	87,8 km/h
8	166	Zug, Lilly	DEU	TB Racing Team	DEU	IKCJ 1173305 KBF 1116906	Kart Republic / Parilla / Vega	5	0:00,475	0:00,018	0:48,805	5	87,8 km/h
9	113	Tohum, Arthur	DEU	TR Motorsport	DEU	IKCJ 1160352 KFB 1080519	Jesolo / TM / Vega	5	0:00,544	0:00,069	0:48,874	3	87,7 km/h
10	153	Bertini Colla, Leonardo	ITA	CRG Holland	NLD	370635 15521	CRG / TM / Vega	6	0:00,574	0:00,030	0:48,904	5	87,6 km/h
11	157	Villa, Edoardo Ludovico	ITA	Tbkart Srl	ITA	360523 297356	TB-Kart / TM / Vega	5	0:00,615	0:00,041	0:48,945	3	87,5 km/h
12	127	Primm, Simon Connor	DEU	Team NKS	DEU	IKCJ 1171081 KBF 1050071	DR / TM / Vega	5	0:00,627	0:00,012	0:48,957	5	87,5 km/h
13	141	Han, Chenyu	CHN	TB Racing Team	DEU	18 KC 1026 KBF 1116906	Kart Republic / Parilla / Vega	5	0:00,631	0:00,004	0:48,961	5	87,5 km/h
14	105	Bergmeister, Jakob	DEU	KSM Schumacher Racing Team	DEU	IKCJ 1156048 KBF 1067587	Tony Kart / Vortex / Vega	6	0:00,643	0:00,012	0:48,973	4	87,5 km/h
15	108	Weimann, Jule	DEU	Solgat Motorsport	DEU	IKCJ 1159312 KBF 1079882	Birel / TM / Vega	5	0:00,715	0:00,072	0:49,045	3	87,3 km/h
16	115	Litvinenko, Egor	DEU	FS-RL Competition	DEU	IKCJ 1181442 KBF 123456	CRG / TM / Vega	5	0:00,727	0:00,012	0:49,057	3	87,3 km/h
17	165	Tanggaard, Emil	DNK	HK Motorsport	DNK	66542 81330	Kart Republic / IAME / Vega	5	0:00,766	0:00,039	0:49,096	3	87,3 km/h
18	112	Lagrotteria, Antonio	CHE	Innovate Competition	CHE	500238 500033	Exprit / Vortex / Vega	5	0:00,779	0:00,013	0:49,109	1	87,2 km/h
19	111	Naude, Toni Kayla	CHE	Innovate Competition	CHE	500287 500033	Exprit / Vortex / Vega	5	0:00,819	0:00,040	0:49,149	4	87,2 km/h
20	121	Bröer, Cherine	DEU	CRG Holland	NLD	IKCJ 1155880 15521	CRG / TM / Vega	7	0:00,883	0:00,064	0:49,213	6	87,1 km/h
21	168	Scheef, Emil	DNK	Hk Motorsport	DNK	66544 81330	KR / Parilla / Vega	5	0:00,885	0:00,002	0:49,215	2	87,0 km/h
22	154	Bönighausen, Colin Jamie	DEU	KSM Schumacher Racing Team	DEU	IKCJ 1179397 KBF 1067587	Tony Kart / Vortex / Vega	5	0:01,053	0:00,168	0:49,383	5	86,8 km/h

Rennleitung: Rüdiger Luth Racedirektor: Thomas Lainer  
 Sportkommissare: Thomas Ferrero / Ulrich Bell / Franz-Josef Serr / Frank Tautenhahn  
 Techn. Kommissare: H.-J. Dangers / A.Sengpiel / M. Grasshoff / C. Schmidt / D.Pietzko / W.Amend / M.Ambrosius  
 Zeitnahme: KART-DATA timing service Franz Schieszler / Manuela Hintner

Zeitnahme / timekeeping  
 control *Schieszler*  
 Franz Schieszler  
 Austriazeit

## Qualifying practice DJKM (OK-Junior) Gruppe 1

Strecke / track: 1190 started: 22 classified: 22 not classified: 0

Fahrername Driver	Knopp Josef	Askey Kai	Aron Paul	Mesch Joel	Dörr Ben	Haralampiev Maksim	Voncken Luca	Zug Lilly	Tohum Arthur	Bertini Colla Leonardo	Edoardo Ludovico	Primm Simon Connor
schnellste Runde in Runde	0:48,330 Rn. 3	0:48,478 Rn. 2	0:48,599 Rn. 2	0:48,603 Rn. 5	0:48,720 Rn. 6	0:48,738 Rn. 2	0:48,787 Rn. 3	0:48,805 Rn. 5	0:48,874 Rn. 3	0:48,904 Rn. 5	0:48,945 Rn. 3	0:48,957 Rn. 5
Speed	88,6 km/h	88,4 km/h	88,1 km/h	88,1 km/h	87,9 km/h	87,9 km/h	87,8 km/h	87,8 km/h	87,7 km/h	87,6 km/h	87,5 km/h	87,5 km/h
Lap 1	0:49,742	0:48,526	0:48,854	0:48,942	0:50,419	0:48,916	0:49,967	0:49,682	0:52,121	0:52,751	0:49,256	0:49,783
Lap 2	0:48,768	0:48,478	0:48,599	0:48,886	0:49,374	0:48,738	0:48,930	0:51,227	0:49,176	0:49,515	0:49,059	0:49,017
Lap 3	0:48,330	0:48,591	0:48,676	0:48,718	0:49,052	0:48,782	0:48,787	0:48,919	0:48,874	0:49,049	0:48,945	0:49,017
Lap 4	0:48,599	0:48,588	0:48,864	0:48,751	0:48,792	0:48,776	0:48,873	0:48,917	0:49,205	0:48,946	0:49,052	0:48,964
Lap 5				0:48,603	0:48,859		0:49,058	0:48,805	0:48,945	0:48,904	0:49,094	0:48,957
Lap 6					0:48,720		0:48,972			0:49,007		
Lap 7												



## Qualifying practice DJKM (OK-Junior) Gruppe 1

Strecke / track: 1190    started: 22    classified: 22    not classified: 0

Fahrername Driver	Han Chenyu	Bergmeister Jakob	Weimann Jule	Litvinenko Egor	Tanggaard Emil	Lagrotteria Antonio	Naude Toni Kayla	Bröer Cherine	Scheef Emil	Bönighausen Colin Jamie
schnellste Runde in Runde	0:48,961 Rn. 5	0:48,973 Rn. 4	0:49,045 Rn. 3	0:49,057 Rn. 3	0:49,096 Rn. 3	0:49,109 Rn. 1	0:49,149 Rn. 4	0:49,213 Rn. 6	0:49,215 Rn. 2	0:49,383 Rn. 5
Speed	87,5 km/h	87,5 km/h	87,3 km/h	87,3 km/h	87,3 km/h	87,2 km/h	87,2 km/h	87,1 km/h	87,0 km/h	86,8 km/h
Lap 1	0:49,547	0:49,548	0:50,122	0:53,393	0:49,834	0:49,109	0:49,461	0:50,575	0:49,284	0:50,250
Lap 2	0:49,628	0:49,293	0:49,358	0:49,362	0:49,276	0:49,295	0:49,208	0:50,910	0:49,215	0:49,697
Lap 3	0:49,122	0:49,133	0:49,045	0:49,057	0:49,096	0:49,135	0:49,219	0:49,674	0:53,471	0:49,427
Lap 4	0:49,241	0:48,973	0:49,430	0:49,174	0:49,113	0:49,182	0:49,149	0:49,630	0:52,499	0:49,387
Lap 5	0:48,961	0:49,253	0:49,370	0:49,309	0:49,278	0:49,375	0:49,379	0:49,524	0:50,462	0:49,383
Lap 6								0:49,213		
Lap 7								0:49,320		

## Qualifying practice DJKM (OK-Junior) Group 1 Gruppe 1

Ziel		Sektion 1		Sektion 2		Sektion 3	
Fahrername	Zeit	Fahrername	Zeit	Fahrername	Zeit	Fahrername	Zeit
1 130 Knopp,Josef	0:48,330	130 Knopp,Josef	0:17,705	130 Knopp,Josef	0:15,516	130 Knopp,Josef	0:15,081
2 138 Askey,Kai	0:48,478	138 Askey,Kai	0:17,734	138 Askey,Kai	0:15,547	144 Aron,Paul	0:15,133
3 144 Aron,Paul	0:48,599	166 Zug,Lilly	0:17,740	133 Voncken,Luca	0:15,598	138 Askey,Kai	0:15,167
4 109 Mesch,Joel	0:48,603	144 Aron,Paul	0:17,786	109 Mesch,Joel	0:15,616	160 Haralampiev,Maksim	0:15,167
5 131 Dörr,Ben	0:48,720	109 Mesch,Joel	0:17,816	113 Tohum,Arthur	0:15,641	109 Mesch,Joel	0:15,171
6 160 Haralampiev,Maksim	0:48,738	160 Haralampiev,Maksim	0:17,856	144 Aron,Paul	0:15,645	131 Dörr,Ben	0:15,185
7 133 Voncken,Luca	0:48,787	127 Primm,Simon Connor	0:17,880	131 Dörr,Ben	0:15,649	153 Bertini Colla,Leonardo	0:15,197
8 166 Zug,Lilly	0:48,805	131 Dörr,Ben	0:17,886	160 Haralampiev,Maksim	0:15,671	112 Lagrotteria,Antonio	0:15,198
9 113 Tohum,Arthur	0:48,874	153 Bertini Colla,Leonardo	0:17,909	127 Primm,Simon Connor	0:15,692	157 Villa,Edoardo Ludovico	0:15,209
10 153 Bertini Colla,Leonardo	0:48,904	157 Villa,Edoardo Ludovico	0:17,914	105 Bergmeister,Jakob	0:15,702	166 Zug,Lilly	0:15,214
11 157 Villa,Edoardo Ludovico	0:48,945	133 Voncken,Luca	0:17,940	153 Bertini Colla,Leonardo	0:15,704	105 Bergmeister,Jakob	0:15,229
12 127 Primm,Simon Connor	0:48,957	165 Tanggaard,Emil	0:17,972	108 Weimann,Jule	0:15,724	113 Tohum,Arthur	0:15,230
13 141 Han,Chenyu	0:48,961	121 Bröer,Cherine	0:17,976	141 Han,Chenyu	0:15,733	133 Voncken,Luca	0:15,240
14 105 Bergmeister,Jakob	0:48,973	141 Han,Chenyu	0:17,982	166 Zug,Lilly	0:15,739	141 Han,Chenyu	0:15,243
15 108 Weimann,Jule	0:49,045	113 Tohum,Arthur	0:18,003	165 Tanggaard,Emil	0:15,762	115 Litvinenko,Egor	0:15,251
16 115 Litvinenko,Egor	0:49,057	108 Weimann,Jule	0:18,006	115 Litvinenko,Egor	0:15,763	165 Tanggaard,Emil	0:15,261
17 165 Tanggaard,Emil	0:49,096	115 Litvinenko,Egor	0:18,011	112 Lagrotteria,Antonio	0:15,768	111 Naude,Toni Kayla	0:15,262
18 112 Lagrotteria,Antonio	0:49,109	111 Naude,Toni Kayla	0:18,015	157 Villa,Edoardo Ludovico	0:15,772	127 Primm,Simon Connor	0:15,284
19 111 Naude,Toni Kayla	0:49,149	112 Lagrotteria,Antonio	0:18,038	168 Scheef,Emil	0:15,793	108 Weimann,Jule	0:15,315
20 121 Bröer,Cherine	0:49,213	105 Bergmeister,Jakob	0:18,042	111 Naude,Toni Kayla	0:15,822	154 Bönighausen,Colin Jamit	0:15,342
21 168 Scheef,Emil	0:49,215	168 Scheef,Emil	0:18,067	121 Bröer,Cherine	0:15,844	168 Scheef,Emil	0:15,355
22 154 Bönighausen,Colin Jamit	0:49,383	154 Bönighausen,Colin Jamit	0:18,089	154 Bönighausen,Colin Jamit	0:15,858	121 Bröer,Cherine	0:15,376

### Qualifying practice DJKM (OK-Junior) Group 1 Gruppe 1

#### Die schnellsten Zeiten

Ort	Nr. Fahrername	Zeit	Streckenl.	ø Speed
Ziel	130 Knopp,Josef	0:48,330	1190 m	88,6 km/h
Sektion 1	130 Knopp,Josef	0:17,705	452 m	91,9 km/h
Sektion 2	130 Knopp,Josef	0:15,516	368 m	85,4 km/h
Sektion 3	130 Knopp,Josef	0:15,081	370 m	88,3 km/h

	Stmr.130 Knopp,Josef CZE TB Racing Team	Stmr.138 Askey,Kai GBR Ricky Flynn Motorsport	Stmr.144 Aron,Paul EST Ricky Flynn Motorsport	Stmr.109 Mesch,Joel DEU KSM Schumacher Racing Team	Stmr.131 Dörr,Ben DEU TB Racing Team
best	theoretisch mögliche Bestzeit 0:48,302 Ziel Sektion 1 Sektion 2 Sektion 3 0:48,330 0:17,705 0:15,516 0:15,081	theoretisch mögliche Bestzeit 0:48,448 Ziel Sektion 1 Sektion 2 Sektion 3 0:48,478 0:17,734 0:15,547 0:15,167	theoretisch mögliche Bestzeit 0:48,564 Ziel Sektion 1 Sektion 2 Sektion 3 0:48,599 0:17,786 0:15,645 0:15,133	theoretisch mögliche Bestzeit 0:48,603 Ziel Sektion 1 Sektion 2 Sektion 3 0:48,603 0:17,816 0:15,616 0:15,171	theoretisch mögliche Bestzeit 0:48,720 Ziel Sektion 1 Sektion 2 Sektion 3 0:48,720 0:17,886 0:15,649 0:15,185
Runde 1	0:49,742 0:18,394 0:15,972 0:15,376	0:48,526 0:17,780 0:15,579 0:15,167	0:48,854 0:17,883 0:15,731 0:15,240	0:48,942 0:17,843 0:15,844 0:15,255	0:50,419 0:18,876 0:16,079 0:15,464
Runde 2	0:48,768 0:17,843 0:15,705 0:15,220	0:48,478 0:17,734 0:15,547 0:15,197	0:48,599 0:17,786 0:15,680 0:15,133	0:48,886 0:17,871 0:15,712 0:15,303	0:49,374 0:18,173 0:15,862 0:15,339
Runde 3	0:48,330 0:17,705 0:15,516 0:15,109	0:48,591 0:17,766 0:15,600 0:15,225	0:48,676 0:17,825 0:15,645 0:15,206	0:48,718 0:17,848 0:15,648 0:15,222	0:49,052 0:17,973 0:15,759 0:15,320
Runde 4	0:48,599 0:17,836 0:15,682 0:15,081	0:48,588 0:17,768 0:15,632 0:15,188	0:48,864 0:17,813 0:15,782 0:15,269	0:48,751 0:17,895 0:15,679 0:15,177	0:48,792 0:17,906 0:15,674 0:15,212
Runde 5				0:48,603 0:17,816 0:15,616 0:15,171	0:48,859 0:17,906 0:15,736 0:15,217
Runde 6					0:48,720 0:17,886 0:15,649 0:15,185
Runde 7					

### Qualifying practice DKM (OK-Junior) Group 1 Gruppe 1

#### Die schnellsten Zeiten

Ort	Nr. Fahrername	Zeit	Streckenl.	ø Speed
Ziel	130 Knoopp,Josef	0:48,330	1190 m	88,6 km/h
Sektion 1	130 Knoopp,Josef	0:17,705	452 m	91,9 km/h
Sektion 2	130 Knoopp,Josef	0:15,516	368 m	85,4 km/h
Sektion 3	130 Knoopp,Josef	0:15,081	370 m	88,3 km/h

	Smr.160 Haraldampiev,Maksim DEU Maxim Racing Sport	Smr.133 Vorntken,Luca DEU DS Kartsport	Smr.166 Zug,Lilly DEU TB Racing Team	Smr.113 Tohum,Arthur DEU TR Motorsport	Smr.153 Bertini Colla,Leonardo ITA CRG Holland
	theoretisch mögliche Bestzeit 0:48,694	theoretisch mögliche Bestzeit 0:48,778	theoretisch mögliche Bestzeit 0:48,693	theoretisch mögliche Bestzeit 0:48,874	theoretisch mögliche Bestzeit 0:48,810
best	Ziel Sektion 1 0:17,856 0:15,671 0:15,167	Ziel Sektion 1 0:17,940 0:15,598 0:15,240	Ziel Sektion 1 0:17,740 0:15,739 0:15,214	Ziel Sektion 1 0:18,003 0:15,641 0:15,230	Ziel Sektion 1 0:17,909 0:15,704 0:15,197
Runde 1	0:48,916 0:18,012 0:15,671 0:15,233	0:49,967 0:18,602 0:15,991 0:15,374	0:49,682 0:18,199 0:16,068 0:15,415	0:52,121 0:19,867 0:16,638 0:15,616	0:52,751 0:21,119 0:16,144 0:15,488
Runde 2	0:48,738 0:17,889 0:15,682 0:15,167	0:48,930 0:18,063 0:15,626 0:15,241	0:51,227 0:18,608 0:17,302 0:15,317	0:49,176 0:18,131 0:15,768 0:15,277	0:49,515 0:18,199 0:15,984 0:15,332
Runde 3	0:48,782 0:17,856 0:15,738 0:15,188	0:48,787 0:17,940 0:15,607 0:15,240	0:48,919 0:17,857 0:15,846 0:15,216	0:48,874 0:18,003 0:15,641 0:15,230	0:49,049 0:18,045 0:15,807 0:15,197
Runde 4	0:48,776 0:17,878 0:15,690 0:15,208	0:48,873 0:17,997 0:15,598 0:15,278	0:48,917 0:17,740 0:15,940 0:15,237	0:49,205 0:18,043 0:15,750 0:15,412	0:48,946 0:18,006 0:15,704 0:15,236
Runde 5		0:49,058 0:18,023 0:15,714 0:15,321	0:48,805 0:17,852 0:15,739 0:15,214	0:48,945 0:18,036 0:15,654 0:15,255	0:48,904 0:17,909 0:15,774 0:15,221
Runde 6		0:48,972 0:17,969 0:15,661 0:15,342			0:49,007 0:18,010 0:15,760 0:15,237
Runde 7					

### Qualifying practice DKM (OK-Junior) Group 1 Gruppe 1

#### Die schnellsten Zeiten

Ort	Nr. Fahrername	Zeit	Streckenl.	ø Speed
Ziel	130 Knoopp,Josef	0:48,330	1190 m	88,6 km/h
Sektion 1	130 Knoopp,Josef	0:17,705	452 m	91,9 km/h
Sektion 2	130 Knoopp,Josef	0:15,516	368 m	85,4 km/h
Sektion 3	130 Knoopp,Josef	0:15,081	370 m	88,3 km/h

	Smr.157 Villa,Edoardo Ludovico ITA Tbkart Srl	Smr.127 Primm,Simon Connor DEU Team NKS	Smr.141 Han,Chenyu CHN TB Racing Team	Smr.105 Bergmeister,Jakob DEU KSM Schumacher Racing Team	Smr.108 Weimann,Jule DEU Solgat Motorsport
	theoretisch mögliche Bestzeit 0:48,895	theoretisch mögliche Bestzeit 0:48,856	theoretisch mögliche Bestzeit 0:48,958	theoretisch mögliche Bestzeit 0:48,973	theoretisch mögliche Bestzeit 0:49,045
best	Ziel Sektion 1 0:17,914 0:15,772 0:15,209	Ziel Sektion 1 0:17,880 0:15,692 0:15,284	Ziel Sektion 1 0:17,982 0:15,733 0:15,243	Ziel Sektion 1 0:18,042 0:15,702 0:15,229	Ziel Sektion 1 0:18,006 0:15,724 0:15,315
Runde 1	0:49,256 0:18,058 0:15,870 0:15,328	0:49,783 0:18,534 0:15,865 0:15,384	0:49,547 0:18,153 0:15,913 0:15,481	0:49,548 0:18,365 0:15,931 0:15,252	0:50,122 0:18,439 0:16,072 0:15,611
Runde 2	0:49,059 0:18,002 0:15,818 0:15,239	0:49,017 0:18,041 0:15,692 0:15,284	0:49,628 0:18,304 0:15,904 0:15,420	0:49,293 0:18,175 0:15,829 0:15,289	0:49,358 0:18,147 0:15,828 0:15,383
Runde 3	0:48,945 0:17,964 0:15,772 0:15,209	0:49,017 0:17,943 0:15,780 0:15,294	0:49,122 0:18,026 0:15,853 0:15,243	0:49,133 0:18,058 0:15,759 0:15,316	0:49,045 0:18,006 0:15,724 0:15,315
Runde 4	0:49,052 0:17,914 0:15,823 0:15,315	0:48,964 0:17,910 0:15,730 0:15,324	0:49,241 0:18,129 0:15,813 0:15,299	0:48,973 0:18,042 0:15,702 0:15,229	0:49,430 0:18,030 0:16,009 0:15,391
Runde 5	0:49,094 0:17,930 0:15,862 0:15,302	0:48,957 0:17,880 0:15,732 0:15,345	0:48,961 0:17,982 0:15,733 0:15,246	0:49,253 0:18,136 0:15,744 0:15,373	0:49,370 0:18,088 0:15,903 0:15,379
Runde 6				0:49,306 0:18,116 0:15,857 0:15,333	
Runde 7					

### Qualifying practice DKM (OK-Junior) Group 1 Gruppe 1

#### Die schnellsten Zeiten

Ort	Nr. Fahrername	Zeit	Streckenl.	ø Speed
Ziel	130 Knoopp,Josef	0:48,330	1190 m	88,6 km/h
Sektion 1	130 Knoopp,Josef	0:17,705	452 m	91,9 km/h
Sektion 2	130 Knoopp,Josef	0:15,516	368 m	85,4 km/h
Sektion 3	130 Knoopp,Josef	0:15,081	370 m	88,3 km/h

	Snr.115 Litvinenko,Egor DEU FS-RL Competition	Snr.165 Tanggaard,Emil DNK HK Motorsport	Snr.112 Lagrotteria,Antonio CHE Innovate Competition	Snr.111 Naude,Toni Kayla CHE Innovate Competition	Snr.121 Broer,Cherine DEU CRG Holland
	theoretisch mögliche Bestzeit 0:49,025	theoretisch mögliche Bestzeit 0:48,995	theoretisch mögliche Bestzeit 0:49,004	theoretisch mögliche Bestzeit 0:49,099	theoretisch mögliche Bestzeit 0:49,196
best	Ziel Sektion 1 0:18,011 0:15,763 0:15,251	Ziel Sektion 1 0:17,972 0:15,762 0:15,261	Ziel Sektion 1 0:18,038 0:15,768 0:15,198	Ziel Sektion 1 0:18,015 0:15,822 0:15,262	Ziel Sektion 1 0:17,976 0:15,844 0:15,376
Runde 1	0:53,393 0:20,266 0:17,175 0:15,952	0:49,834 0:18,254 0:16,067 0:15,513	0:49,109 0:18,085 0:15,826 0:15,198	0:49,461 0:18,156 0:15,939 0:15,366	0:50,575 0:18,579 0:16,206 0:15,790
Runde 2	0:49,362 0:18,100 0:15,872 0:15,390	0:49,276 0:18,059 0:15,926 0:15,291	0:49,295 0:18,137 0:15,805 0:15,353	0:49,208 0:18,081 0:15,822 0:15,305	0:50,910 0:18,975 0:16,126 0:15,809
Runde 3	0:49,057 0:18,011 0:15,763 0:15,283	0:49,096 0:18,048 0:15,787 0:15,261	0:49,135 0:18,097 0:15,768 0:15,270	0:49,219 0:18,056 0:15,901 0:15,262	0:49,674 0:18,303 0:15,862 0:15,509
Runde 4	0:49,174 0:18,059 0:15,864 0:15,251	0:49,113 0:17,972 0:15,762 0:15,379	0:49,182 0:18,038 0:15,814 0:15,330	0:49,149 0:18,040 0:15,822 0:15,287	0:49,630 0:18,208 0:15,944 0:15,478
Runde 5	0:49,309 0:18,086 0:15,837 0:15,386	0:49,278 0:18,039 0:15,888 0:15,351	0:49,375 0:18,127 0:15,882 0:15,366	0:49,379 0:18,015 0:15,944 0:15,420	0:49,524 0:18,259 0:15,855 0:15,410
Runde 6					0:49,213 0:17,983 0:15,854 0:15,376
Runde 7					0:49,320 0:17,976 0:15,844 0:15,500

Qualifying practice DKM (OK-Junior) Group 1 Gruppe 1

Die schnellsten Zeiten

Ort	Nr. Fahrername	Zeit	Streckenl.	Ø Speed
Ziel	130 Knopp,Josef	0:48,330	1190 m	88,6 km/h
Sektion 1	130 Knopp,Josef	0:17,705	452 m	91,9 km/h
Sektion 2	130 Knopp,Josef	0:15,516	368 m	85,4 km/h
Sektion 3	130 Knopp,Josef	0:15,081	370 m	88,3 km/h

best	0:49,215	0:18,067	0:15,793	0:15,355	0:49,383	0:18,089	0:15,858	0:15,342	Ziel	Sektion 1	Sektion 2	Sektion 3	Ziel	Sektion 1	Sektion 2	Sektion 3	Ziel	Sektion 1	Sektion 2	Sektion 3
Runde 1	0:49,284	0:18,071	0:15,853	0:15,360	0:50,250	0:18,302	0:16,044	0:15,904												
Runde 2	0:49,215	0:18,067	0:15,793	0:15,355	0:49,697	0:18,251	0:15,909	0:15,537												
Runde 3	0:53,471	0:18,183	0:15,808	0:19,480	0:49,427	0:18,140	0:15,945	0:15,342												
Runde 4	0:52,499	0:19,642	0:16,858	0:15,999	0:49,387	0:18,089	0:15,863	0:15,435												
Runde 5	0:50,462	0:18,691	0:15,861	0:15,910	0:49,383	0:18,111	0:15,858	0:15,414												
Runde 6																				
	<p>Smr.168 Scheef,Emil DNK Hk Motorsport theoretisch mögliche Bestzeit 0:49,215 Ziel Sektion 1 Sektion 2 Sektion 3</p>																			
	<p>Smr.154 Bönighausen,Colin Jamie DEU KSM Schumacher Racing Team theoretisch mögliche Bestzeit 0:49,289 Ziel Sektion 1 Sektion 2 Sektion 3</p>																			

Strecke / track: 1190m  
 started: 22 classified: 22 not classified: 0

Doc. 4

Pos	Str. Nr.	Fahrer Driver	Nation	Bewerber/Sponsor	Nation	Lizenz/B-Lizenz	Chassis/Motor/Reifen	Runden Laps	Gesamtzeit Differenz	Abstand Gap	beste Runde best Lap	in R. n. L.	o Geschw. Speed
1	172	Leistra, Luca	BEL	KMS EUROPE KFT	HUN	909365 804	Tony Kart / TM / Vega	11			0:48,296	2	88,7 km/h
2	139	O'sullivan, Zak	GBR	Ricky Flynn Motorsport	GBR	274547 162392	FA Kart / Vortex / Vega	9	0:00,052	0:00,052	0:48,348	9	88,6 km/h
3	128	Øgaard, Sebastian	DNK	TK Racing	DNK	55995 52208	FA Kart / TM / Vega	9	0:00,117	0:00,065	0:48,413	8	88,5 km/h
4	156	Crawford, Jak	USA	Kosmic Racing Department	ITA	K1851-SK-18 JR-c 296927	Kosmic / Vortex / Vega	9	0:00,249	0:00,132	0:48,545	9	88,2 km/h
5	143	Ten Brinke, Thomas	NLD	Ricky Flynn Motorsport	GBR	40662 162392	FA Kart / Vortex / Vega	9	0:00,299	0:00,050	0:48,595	9	88,2 km/h
6	136	Rees, Matthew	GBR	Ricky Flynn Motorsport	GBR	252931 162392	FA Kart / Vortex / Vega	7	0:00,348	0:00,049	0:48,644	7	88,1 km/h
7	114	Ried, Jonas	DEU	Solgat Motorsport	DEU	IKCJ 1167350 KBF 1079882	Ricciardo / TM / Vega	8	0:00,396	0:00,048	0:48,692	6	88,0 km/h
8	124	Højgaard, Mikkel	DNK	KSB RACING TEAM	AUT	53445 BK 002	Kosmic / Vortex / Vega	11	0:00,405	0:00,009	0:48,701	6	88,0 km/h
9	135	Degnol, Noah	DNK	RS Competition	DNK	65659 36053	Tony Kart / Vortex / Vega	12	0:00,425	0:00,020	0:48,721	10	87,9 km/h
10	129	Ploeg, Bart	NLD	Zanardi Racing Team	NLD	40401 28613	Zanardi / Parilla / Vega	10	0:00,453	0:00,028	0:48,749	3	87,9 km/h
11	120	Spina, Alfio Andrea	ITA	CRG Holland	NLD	366688 15521	CRG / TM / Vega	8	0:00,514	0:00,061	0:48,810	3	87,8 km/h
12	107	Hantke, Nico	DEU	3G Racing	DEU	IKCJ 1145936 KBF 1164077	Tony Kart / Parilla / Vega	10	0:00,552	0:00,038	0:48,848	5	87,7 km/h
13	140	Scionti, Enzo	USA	CRG Holland	NLD	K1845-SK-18 JR-c 15521	CRG / TM / Vega	8	0:00,637	0:00,085	0:48,933	8	87,5 km/h
14	122	Ringdahl, Neo	SWE	JP Racing	SWE	200603285693 105	Exprit / Vortex / Vega	11	0:00,675	0:00,038	0:48,971	2	87,5 km/h
15	106	Pingasov, Miron	ESP	Team Oakes	GBR	ITCRJR-0004-ESP 269892	Exprit / Vortex / Vega	9	0:00,693	0:00,018	0:48,989	9	87,4 km/h
16	110	Rosam, Max	DEU	TR Motorsport	DEU	IKCJ1162238 KBF 1080519	Jesolo / TM / Vega	10	0:00,695	0:00,002	0:48,991	10	87,4 km/h
17	116	Zanfari, Suleiman	MAR	LOTUS RACING KARTS	SVN	003/0/2018 0225	Tony Kart / Vortex / Vega	11	0:00,738	0:00,043	0:49,034	2	87,4 km/h
18	126	Dolischka, Jordan	AUT	KSB RACING TEAM	AUT	JK 2107 BK 002	Kosmic / Vortex / Vega	6	0:00,800	0:00,062	0:49,096	4	87,3 km/h
19	167	Pul, Jonas	NLD	CRG Holland	NLD	42501 15521	CRG / IAME / Vega	11	0:00,977	0:00,177	0:49,273	9	86,9 km/h
20	155	Speck, Luis Laurin	DEU	Tbkart Srl	ITA	IKCJ 1167417 297356	TB-Kart / Parilla / Vega	10	0:01,000	0:00,023	0:49,296	2	86,9 km/h
21	125	Karlsson, William	SWE	JP Racing	SWE	200510185879 105	Exprit / TM / Vega	11	0:01,137	0:00,137	0:49,433	4	86,7 km/h
22	163	Van Loenen, Bastiaan	NLD	Zanardi Racing Team	NLD	38067 28613	Zanardi / Parilla / Vega	11	0:01,168	0:00,031	0:49,464	9	86,6 km/h

Rennleitung: Rüdiger Luth Racedirektor: Thomas Lainer  
 Sportkommissare: Thomas Ferrero / Ulrich Bell / Franz-Josef Serr / Frank Tautenhahn  
 Techn. Kommissare: H.-J. Dangers / A.Sengpiel / M. Grasshoff / C. Schmidt / D.Pietzko / W.Amend / M.Ambrosius  
 Zeitnahme: KART-DATA timing service Franz Schiesler / Manuela Hintner



## free practice DJKM (OK-Junior) Gruppe 2

Strecke / track: 1190    started: 22    classified: 22    not classified: 0

Fahrername Driver	Leistra Luca	O'sullivan Zak	Øgaard Sebastian	Crawford Jak	Ten Brinke Thomas	Rees Matthew	Ried Jonas	Højgaard Mikkel	Degnhol Noah	Ploeg Bart	Spina Alfio Andrea	Hamke Nico
schnellste Runde in Runde	0:48,296 Rn. 2	0:48,348 Rn. 9	0:48,413 Rn. 8	0:48,545 Rn. 9	0:48,595 Rn. 9	0:48,644 Rn. 7	0:48,692 Rn. 6	0:48,701 Rn. 6	0:48,721 Rn. 10	0:48,749 Rn. 3	0:48,810 Rn. 3	0:48,848 Rn. 5
Speed	88,7 km/h	88,6 km/h	88,5 km/h	88,2 km/h	88,2 km/h	88,1 km/h	88,0 km/h	88,0 km/h	87,9 km/h	87,9 km/h	87,8 km/h	87,7 km/h
Lap 1	0:48,872	0:49,361	0:49,576	0:50,136	0:48,924	0:50,088	0:49,466	0:49,455	0:49,836	0:49,375	0:49,128	0:49,423
Lap 2	<u>0:48,296</u>	0:48,810	0:49,005	0:49,191	0:48,735	0:49,459	0:49,062	0:48,998	0:49,446	0:48,886	0:48,814	0:49,132
Lap 3	0:48,761	0:48,948	0:48,746	0:51,000	0:49,427	2:04,722	0:49,099	0:48,885	0:48,867	<u>0:48,749</u>	<u>0:48,810</u>	0:50,283
Lap 4	0:48,820	0:48,587	0:49,678	2:39,276	0:48,771	0:51,709	0:48,888	0:48,707	0:48,837	0:49,444	0:49,517	0:48,874
Lap 5	0:48,465	0:49,550	2:59,776	0:48,941	0:49,700	2:55,718	0:49,000	0:48,843	0:49,257	0:48,922	0:48,906	<u>0:48,848</u>
Lap 6	0:48,533	2:45,174	0:48,629	0:49,683	2:36,382	0:49,535	<u>0:48,692</u>	<u>0:48,701</u>	0:48,786	0:49,006	0:49,138	0:48,950
Lap 7	0:48,634	0:48,422	0:48,581	0:48,746	0:48,631	<u>0:48,644</u>	0:48,813	0:48,774	0:48,866	0:49,192	0:48,934	0:49,675
Lap 8	0:48,765	0:48,491	0:48,413	0:48,621	0:48,880		0:48,942	0:48,762	0:48,798	0:49,637	0:48,820	1:46,154
Lap 9	0:49,031	<u>0:48,348</u>	0:48,546	<u>0:48,545</u>	<u>0:48,595</u>			0:48,726	0:48,776	0:49,740	0:48,820	0:49,496
Lap 10	0:50,807							0:49,046	<u>0:48,721</u>	0:49,432		0:48,873
Lap 11	0:48,795							0:48,720	0:48,765			
Lap 12									0:48,975			

## free practice DJKM (OK-Junior) Gruppe 2

Strecke / track: 1190    started: 22    classified: 22    not classified: 0

Fahrername Driver	Scionti Enzo	Ringdahl Neo	Pingasov Miron	Rosam Max	Zanfari Suleiman	Dolischka Jorden	Pul Jonas	Speck Luis Laurin	Karlisson William	Van Loenen Bastiaan
schnellste Runde in Runde	0:48,933 Rn. 8	0:48,971 Rn. 2	0:48,989 Rn. 9	0:48,991 Rn. 10	0:49,034 Rn. 2	0:49,096 Rn. 4	0:49,273 Rn. 9	0:49,296 Rn. 2	0:49,433 Rn. 4	0:49,464 Rn. 9
Speed	87,5 km/h	87,5 km/h	87,4 km/h	87,4 km/h	87,4 km/h	87,3 km/h	86,9 km/h	86,9 km/h	86,7 km/h	86,6 km/h
Lap 1	0:48,943	0:49,416	0:50,763	0:49,722	0:49,061	0:50,147	0:50,068	0:49,708	0:49,874	0:50,407
Lap 2	0:49,177	0:48,971	0:49,333	0:49,086	0:49,034	0:49,155	0:49,512	0:49,296	0:49,491	0:49,465
Lap 3	0:49,024	0:49,523	0:49,533	0:50,474	0:49,876	0:49,306	0:49,947	0:51,205	0:49,523	0:49,681
Lap 4	0:50,433	0:49,059	0:49,270	0:49,098	0:49,407	0:49,096	0:49,605	0:49,485	0:49,433	0:49,643
Lap 5	1:02,929	0:49,076	0:49,556	0:49,180	0:49,364	0:49,295	0:50,454	0:49,539	0:49,662	0:49,752
Lap 6	0:49,338	0:49,167	0:49,266	0:49,923	0:52,002	0:49,391	0:49,586	0:50,214	0:49,588	0:49,584
Lap 7	0:49,038	0:49,296	0:50,862	1:40,620	0:49,341		0:49,337	1:50,644	0:51,486	0:49,475
Lap 8	0:48,933	0:49,242	0:51,182	0:49,097	0:49,166		0:49,535	0:49,522	0:49,577	0:50,520
Lap 9		0:49,640	0:48,989	0:49,190	0:49,147		0:49,273	0:49,479	0:49,470	0:49,464
Lap 10		0:49,362		0:48,991	0:49,770		0:49,467	0:49,384	0:50,720	0:49,849
Lap 11		0:51,020			0:49,126		0:49,535		0:49,653	0:51,617
Lap 12										

## free practice DJKM (OK-Junior) Group 2 Gruppe 2

Ziel		Sektion 1		Sektion 2		Sektion 3	
Fahrername	Zeit	Fahrername	Zeit	Fahrername	Zeit	Fahrername	Zeit
1 172 Leistra, Luca	0:48,296	139 O 'sullivan, Zak	0:17,709	172 Leistra, Luca	0:15,497	172 Leistra, Luca	0:15,002
2 139 O 'sullivan, Zak	0:48,348	172 Leistra, Luca	0:17,755	139 O 'sullivan, Zak	0:15,509	128 Øgaard, Sebastian	0:15,025
3 128 Øgaard, Sebastian	0:48,413	128 Øgaard, Sebastian	0:17,769	129 Ploeg, Bart	0:15,549	136 Rees, Matthew	0:15,034
4 156 Crawford, Jak	0:48,545	135 Degnbol, Noah	0:17,786	128 Øgaard, Sebastian	0:15,587	143 Ten Brinke, Thomas	0:15,066
5 143 Ten Brinke, Thomas	0:48,595	116 Zanfari, Suleiman	0:17,823	114 Ried, Jonas	0:15,588	120 Spina, Alfio Andrea	0:15,081
6 136 Rees, Matthew	0:48,644	156 Crawford, Jak	0:17,831	143 Ten Brinke, Thomas	0:15,595	156 Crawford, Jak	0:15,088
7 114 Ried, Jonas	0:48,692	129 Ploeg, Bart	0:17,838	156 Crawford, Jak	0:15,606	139 O 'sullivan, Zak	0:15,090
8 124 Højgaard, Mikkel	0:48,701	143 Ten Brinke, Thomas	0:17,854	107 Hamtke, Nico	0:15,626	124 Højgaard, Mikkel	0:15,112
9 135 Degnbol, Noah	0:48,721	124 Højgaard, Mikkel	0:17,865	136 Rees, Matthew	0:15,634	114 Ried, Jonas	0:15,133
10 129 Ploeg, Bart	0:48,749	120 Spina, Alfio Andrea	0:17,873	124 Højgaard, Mikkel	0:15,639	135 Degnbol, Noah	0:15,133
11 120 Spina, Alfio Andrea	0:48,810	114 Ried, Jonas	0:17,892	120 Spina, Alfio Andrea	0:15,671	122 Ringdahl, Neo	0:15,152
12 107 Hamtke, Nico	0:48,848	122 Ringdahl, Neo	0:17,929	140 Scionti, Enzo	0:15,677	107 Hamtke, Nico	0:15,155
13 140 Scionti, Enzo	0:48,933	110 Rosam, Max	0:17,961	135 Degnbol, Noah	0:15,723	129 Ploeg, Bart	0:15,157
14 122 Ringdahl, Neo	0:48,971	136 Rees, Matthew	0:17,976	126 Dolischka, Jorden	0:15,740	110 Rosam, Max	0:15,186
15 106 Pingasov, Miron	0:48,989	140 Scionti, Enzo	0:17,993	155 Speck, Luis Laurin	0:15,757	140 Scionti, Enzo	0:15,195
16 110 Rosam, Max	0:48,991	106 Pingasov, Miron	0:18,003	122 Ringdahl, Neo	0:15,761	106 Pingasov, Miron	0:15,204
17 116 Zanfari, Suleiman	0:49,034	167 Pul, Jonas	0:18,007	110 Rosam, Max	0:15,769	116 Zanfari, Suleiman	0:15,228
18 126 Dolischka, Jorden	0:49,096	107 Hamtke, Nico	0:18,030	125 Karisson, William	0:15,780	126 Dolischka, Jorden	0:15,271
19 167 Pul, Jonas	0:49,273	126 Dolischka, Jorden	0:18,071	106 Pingasov, Miron	0:15,782	125 Karisson, William	0:15,316
20 155 Speck, Luis Laurin	0:49,296	163 Van Loenen, Bastiaan	0:18,090	163 Van Loenen, Bastiaan	0:15,827	155 Speck, Luis Laurin	0:15,340
21 125 Karisson, William	0:49,433	155 Speck, Luis Laurin	0:18,149	167 Pul, Jonas	0:15,829	167 Pul, Jonas	0:15,358
22 163 Van Loenen, Bastiaan	0:49,464	125 Karisson, William	0:18,163	116 Zanfari, Suleiman	0:15,831	163 Van Loenen, Bastiaan	0:15,360



### free practice DJKM (OK-Junior) Group 2 Gruppe 2

Die schnellsten Zeiten

Ort	Nr. Fahrername	Zeit	Streckenl.	ø Speed
Ziel	172 Leistra, Luca	0:48,296	1190 m	88,7 km/h
Sektion 1	139 O' sullivan,Zak	0:17,709	452 m	91,9 km/h
Sektion 2	172 Leistra, Luca	0:15,497	368 m	85,5 km/h
Sektion 3	172 Leistra, Luca	0:15,002	370 m	88,8 km/h

	Smr.172 Leistra, Luca BEL KMS EUROPE KFT	Smr.139 O' sullivan,Zak GBR Ricky Flynn Motorsport	Smr.128 Øgaard,Sebastian DNK TK Racing	Smr.156 Crawford,Jak USA Kosmic Racing Department	Smr.143 Ten Brinke,Thomas NLD Ricky Flynn Motorsport
best	theoretisch mögliche Bestzeit 0:48,254 Ziel Sektion 1 Sektion 2 Sektion 3 0:48,296 0:17,755 0:15,497 0:15,002	theoretisch mögliche Bestzeit 0:48,308 Ziel Sektion 1 Sektion 2 Sektion 3 0:48,348 0:17,709 0:15,509 0:15,090	theoretisch mögliche Bestzeit 0:48,381 Ziel Sektion 1 Sektion 2 Sektion 3 0:48,413 0:17,769 0:15,587 0:15,025	theoretisch mögliche Bestzeit 0:48,525 Ziel Sektion 1 Sektion 2 Sektion 3 0:48,545 0:17,831 0:15,606 0:15,088	theoretisch mögliche Bestzeit 0:48,515 Ziel Sektion 1 Sektion 2 Sektion 3 0:48,595 0:17,854 0:15,595 0:15,066
Runde 1	0:48,872 0:17,956 0:15,776 0:15,140	0:49,361 0:18,098 0:16,010 0:15,253	0:49,576 0:18,143 0:15,981 0:15,452	0:50,136 0:18,330 0:16,368 0:15,488	0:48,924 0:18,011 0:15,710 0:15,203
Runde 2	0:48,296 0:17,797 0:15,497 0:15,002	0:48,810 0:17,837 0:15,780 0:15,193	0:49,005 0:18,062 0:15,773 0:15,170	0:49,191 0:18,016 0:15,862 0:15,313	0:48,735 0:17,966 0:15,650 0:15,119
Runde 3	0:48,761 0:17,999 0:15,602 0:15,160	0:48,948 0:17,929 0:15,847 0:15,172	0:48,746 0:17,916 0:15,738 0:15,092	0:51,000 0:18,236 0:16,056 0:16,708	0:49,427 0:18,405 0:15,716 0:15,306
Runde 4	0:48,820 0:17,845 0:15,572 0:15,403	0:48,587 0:17,821 0:15,634 0:15,132	0:49,678 0:17,936 0:15,863 0:15,879	2:39,276 2:06,129 0:16,543 0:16,604	0:48,771 0:17,960 0:15,637 0:15,174
Runde 5	0:48,465 0:17,755 0:15,638 0:15,072	0:49,550 0:17,909 0:15,809 0:15,832	2:59,776 2:28,307 0:16,209 0:15,260	0:48,941 0:18,070 0:15,717 0:15,154	0:49,700 0:17,949 0:15,664 0:16,087
Runde 6	0:48,533 0:17,791 0:15,684 0:15,058	2:45,174 2:10,725 0:18,406 0:16,043	0:48,629 0:17,923 0:15,627 0:15,079	0:49,683 0:18,085 0:16,448 0:15,150	2:36,382 2:04,434 0:16,536 0:15,412
Runde 7	0:48,634 0:17,931 0:15,630 0:15,073	0:48,422 0:17,793 0:15,509 0:15,120	0:48,581 0:17,817 0:15,632 0:15,132	0:48,746 0:17,976 0:15,606 0:15,164	0:48,631 0:17,854 0:15,653 0:15,124
Runde 8	0:48,765 0:17,791 0:15,812 0:15,162	0:48,491 0:17,709 0:15,575 0:15,207	0:48,413 0:17,769 0:15,619 0:15,025	0:48,621 0:17,855 0:15,635 0:15,131	0:48,880 0:17,990 0:15,595 0:15,295
Runde 9	0:49,031 0:18,072 0:15,806 0:15,153	0:48,348 0:17,730 0:15,528 0:15,090	0:48,546 0:17,796 0:15,587 0:15,163	0:48,545 0:17,831 0:15,626 0:15,088	0:48,595 0:17,912 0:15,617 0:15,066
Runde 10	0:50,807 0:19,626 0:15,934 0:15,247				
Runde 11	0:48,795 0:17,914 0:15,728 0:15,153				
Runde 12					

**free practice DJKM (OK-Junior) Group 2 Gruppe 2**

Die schnellsten Zeiten

Ort	Nr. Fahrername	Zeit	Streckenl.	ø Speed
Ziel	172 Leistra, Luca	0:48,296	1190 m	88,7 km/h
Sektion 1	139 O' Sullivan, Zak	0:17,709	452 m	91,9 km/h
Sektion 2	172 Leistra, Luca	0:15,497	368 m	85,5 km/h
Sektion 3	172 Leistra, Luca	0:15,002	370 m	88,8 km/h

	Smr.136 Rees,Matthew GBR Ricky Flynn Motorsport	Smr.114 Ried,Jonas DEU Solgat Motorsport	Smr.124 Hejgaard,Mikkel DNK KSB RACING TEAM	Smr.135 Degnbol,Noah DNK RS Competition	Smr.129 Ploeg,Bart NLD Zanardi Racing Team
	theoretisch mögliche Bestzeit 0:48,644	theoretisch mögliche Bestzeit 0:48,613	theoretisch mögliche Bestzeit 0:48,616	theoretisch mögliche Bestzeit 0:48,642	theoretisch mögliche Bestzeit 0:48,544
best	Ziel Sektion 1 Sektion 2 Sektion 3 0:48,644 0:17,976 0:15,634 0:15,034	Ziel Sektion 1 Sektion 2 Sektion 3 0:48,692 0:17,892 0:15,588 0:15,133	Ziel Sektion 1 Sektion 2 Sektion 3 0:48,701 0:17,865 0:15,639 0:15,112	Ziel Sektion 1 Sektion 2 Sektion 3 0:48,721 0:17,786 0:15,723 0:15,133	Ziel Sektion 1 Sektion 2 Sektion 3 0:48,749 0:17,838 0:15,549 0:15,157
Runde 1	0:50,088 0:18,283 0:16,080 0:15,725	0:49,466 0:18,224 0:15,855 0:15,387	0:49,455 0:18,181 0:15,966 0:15,308	0:49,836 0:18,329 0:16,135 0:15,372	0:49,375 0:18,298 0:15,920 0:15,157
Runde 2	0:49,459 0:18,260 0:15,873 0:15,326	0:49,062 0:18,009 0:15,761 0:15,292	0:48,998 0:18,101 0:15,710 0:15,187	0:49,446 0:18,388 0:15,925 0:15,133	0:48,886 0:17,905 0:15,767 0:15,214
Runde 3	2:04,722 0:18,146 1:29,857 0:16,719	0:49,099 0:18,099 0:15,736 0:15,264	0:48,885 0:17,990 0:15,712 0:15,183	0:48,867 0:17,904 0:15,780 0:15,183	0:48,749 0:18,004 0:15,549 0:15,196
Runde 4	0:51,709 0:18,712 0:16,477 0:16,520	0:48,888 0:18,005 0:15,602 0:15,281	0:48,707 0:17,877 0:15,651 0:15,179	0:48,837 0:17,918 0:15,781 0:15,138	0:49,444 0:18,038 0:16,153 0:15,253
Runde 5	2:55,718 2:24,292 0:16,283 0:15,143	0:49,000 0:17,998 0:15,588 0:15,414	0:48,843 0:17,891 0:15,735 0:15,217	0:49,257 0:18,211 0:15,723 0:15,323	0:48,922 0:17,838 0:15,773 0:15,311
Runde 6	0:49,535 0:18,221 0:16,111 0:15,203	0:48,692 0:17,892 0:15,667 0:15,133	0:48,701 0:17,943 0:15,639 0:15,119	0:48,786 0:17,838 0:15,773 0:15,175	0:49,006 0:17,976 0:15,703 0:15,327
Runde 7	0:48,644 0:17,976 0:15,634 0:15,034	0:48,813 0:17,935 0:15,631 0:15,247	0:48,774 0:17,908 0:15,672 0:15,194	0:48,866 0:17,907 0:15,741 0:15,218	0:49,192 0:18,000 0:15,761 0:15,431
Runde 8		0:48,942 0:17,957 0:15,723 0:15,262	0:48,762 0:18,005 0:15,645 0:15,112	0:48,798 0:17,863 0:15,730 0:15,205	0:49,637 0:18,200 0:16,079 0:15,358
Runde 9			0:48,726 0:17,867 0:15,660 0:15,199	0:48,776 0:17,849 0:15,736 0:15,191	0:49,740 0:18,199 0:16,073 0:15,468
Runde 10			0:49,046 0:17,937 0:15,917 0:15,192	0:48,721 0:17,834 0:15,737 0:15,150	0:49,432 0:18,175 0:15,876 0:15,381
Runde 11			0:48,720 0:17,865 0:15,699 0:15,156	0:48,765 0:17,786 0:15,776 0:15,203	
Runde 12			0:48,975 0:17,977 0:15,769 0:15,229	0:48,975 0:17,977 0:15,769 0:15,229	

## free practice DJKM (OK-Junior) Group 2 Gruppe 2

## Die schnellsten Zeiten

Ort	Nr. Fahrername	Zeit	Streckenl.	ø Speed
Ziel	172 Leistra, Luca	0:48,296	1190 m	88,7 km/h
Sektion 1	139 O' Sullivan, Zak	0:17,709	452 m	91,9 km/h
Sektion 2	172 Leistra, Luca	0:15,497	368 m	85,5 km/h
Sektion 3	172 Leistra, Luca	0:15,002	370 m	88,8 km/h

	Smr.120 Spino, Alfio Andrea ITA CRG Holland			Smr.107 Hamtke, Nico DEU 3G Racing			Smr.140 Sciomti, Enzo USA CRG Holland			Smr.122 Ringdahl, Neo SWE JP Racing			Smr.106 Pingusov, Miron ESP Team Oakes			
	theoretisch mögliche Bestzeit	Sektion 1	Sektion 2	Sektion 3	theoretisch mögliche Bestzeit	Sektion 1	Sektion 2	Sektion 3	theoretisch mögliche Bestzeit	Sektion 1	Sektion 2	Sektion 3	theoretisch mögliche Bestzeit	Sektion 1	Sektion 2	Sektion 3
best	0:48,810	0:17,873	0:15,671	0:15,081	0:48,848	0:18,030	0:15,626	0:15,155	0:48,933	0:17,993	0:15,677	0:15,195	0:48,989	0:18,003	0:15,782	0:15,204
Runde 1	0:49,128	0:18,161	0:15,808	0:15,159	0:49,423	0:18,250	0:15,757	0:15,416	0:48,943	0:17,994	0:15,754	0:15,195	0:50,763	0:19,002	0:16,327	0:15,434
Runde 2	0:48,814	0:17,873	0:15,702	0:15,239	0:49,132	0:18,045	0:15,811	0:15,276	0:49,177	0:18,007	0:15,921	0:15,249	0:49,333	0:18,070	0:16,027	0:15,236
Runde 3	0:48,810	0:17,998	0:15,671	0:15,141	0:50,283	0:18,991	0:15,969	0:15,323	0:49,024	0:18,152	0:15,677	0:15,195	0:49,533	0:18,037	0:16,091	0:15,405
Runde 4	0:49,517	0:18,576	0:15,781	0:15,160	0:48,874	0:18,056	0:15,626	0:15,192	0:50,433	0:18,067	0:15,756	0:16,610	0:49,270	0:18,010	0:15,916	0:15,344
Runde 5	0:48,906	0:18,024	0:15,686	0:15,196	0:48,848	0:18,030	0:15,663	0:15,155	1:02,929	0:24,550	0:19,254	0:19,125	0:49,556	0:18,168	0:16,020	0:15,368
Runde 6	0:49,138	0:17,997	0:15,823	0:15,318	0:48,950	0:18,067	0:15,705	0:15,178	0:49,338	0:18,151	0:15,868	0:15,319	0:49,266	0:18,070	0:15,891	0:15,305
Runde 7	0:48,934	0:18,084	0:15,769	0:15,081	0:49,675	0:18,128	0:15,838	0:15,709	0:49,038	0:18,065	0:15,737	0:15,236	0:50,862	0:19,529	0:16,017	0:15,316
Runde 8	0:48,820	0:17,894	0:15,731	0:15,195	1:46,154	1:14,908	0:16,016	0:15,230	0:48,933	0:17,993	0:15,719	0:15,221	0:51,182	0:18,893	0:16,460	0:15,829
Runde 9					0:49,496	0:18,600	0:15,719	0:15,177					0:48,989	0:18,003	0:15,782	0:15,204
Runde 10					0:48,873	0:18,035	0:15,666	0:15,172					0:48,989	0:18,003	0:15,782	0:15,204
Runde 11																
Runde 12																

free practice DJKM (OK-Junior) Group 2 Gruppe 2

Die schnellsten Zeiten

Ort	Nr. Fahrername	Zeit	Streckenl.	ø Speed
Ziel	172 Leistra, Luca	0:48,296	1190 m	88,7 km/h
Sektion 1	139 O' sullivan,Zak	0:17,709	452 m	91,9 km/h
Sektion 2	172 Leistra, Luca	0:15,497	368 m	85,5 km/h
Sektion 3	172 Leistra, Luca	0:15,002	370 m	88,8 km/h

	Snr. 110 Rosam,Max DEU TR Motorsport			Snr. 116 Zamfari,Suleiman MAR LOTUS RACING KARTS			Snr. 126 Dolitschka,Jorden AUT KSB RACING TEAM			Snr. 167 Pul,Jonas NLD CRG Holland			Snr. 155 Speck,Luis Laurin DEU Tbkart Srl		
	theoretisch mögliche Bestzeit	Ziel	Bestzeit	theoretisch mögliche Bestzeit	Ziel	Bestzeit	theoretisch mögliche Bestzeit	Ziel	Bestzeit	theoretisch mögliche Bestzeit	Ziel	Bestzeit	theoretisch mögliche Bestzeit	Ziel	Bestzeit
best	0:48,991	0:17,961	0:15,769	0:49,034	0:17,823	0:15,831	0:49,096	0:18,071	0:15,740	0:49,273	0:18,007	0:15,829	0:49,296	0:18,149	0:15,757
Runde 1	0:49,722	0:18,284	0:16,070	0:49,061	0:17,949	0:15,868	0:50,147	0:18,762	0:15,962	0:50,068	0:18,490	0:16,097	0:49,708	0:18,307	0:15,890
Runde 2	0:49,086	0:17,985	0:15,915	0:49,034	0:17,925	0:15,831	0:49,155	0:18,102	0:15,774	0:49,512	0:18,257	0:15,845	0:49,296	0:18,159	0:15,757
Runde 3	0:50,474	0:19,250	0:15,861	0:49,876	0:18,182	0:16,166	0:49,306	0:18,113	0:15,896	0:49,947	0:18,476	0:15,946	0:51,205	0:18,622	0:16,062
Runde 4	0:49,098	0:18,043	0:15,769	0:49,407	0:17,823	0:16,224	0:49,096	0:18,085	0:15,740	0:49,605	0:18,200	0:15,964	0:49,485	0:18,211	0:15,895
Runde 5	0:49,180	0:18,022	0:15,920	0:49,364	0:18,024	0:16,110	0:49,295	0:18,071	0:15,862	0:50,454	0:18,278	0:16,010	0:49,539	0:18,149	0:15,870
Runde 6	0:49,923	0:18,165	0:15,850	0:52,002	0:20,639	0:16,130	0:49,391	0:18,124	0:15,881	0:49,586	0:18,205	0:15,953	0:50,214	0:18,254	0:15,988
Runde 7	1:40,620	1:09,355	0:15,939	0:49,341	0:17,975	0:16,030	0:49,337	0:18,081	0:15,829	0:49,337	0:18,081	0:15,829	1:50,644	1:19,129	0:16,045
Runde 8	0:49,097	0:17,994	0:15,912	0:49,166	0:17,959	0:15,955	0:49,535	0:18,156	0:15,953	0:49,535	0:18,156	0:15,953	0:49,522	0:18,264	0:15,918
Runde 9	0:49,190	0:18,017	0:15,874	0:49,147	0:17,976	0:15,943	0:49,273	0:18,007	0:15,908	0:49,273	0:18,007	0:15,908	0:49,479	0:18,155	0:15,858
Runde 10	0:48,991	0:17,961	0:15,811	0:49,770	0:18,081	0:16,407	0:49,467	0:18,073	0:15,918	0:49,467	0:18,073	0:15,918	0:49,384	0:18,167	0:15,839
Runde 11				0:49,126	0:17,921	0:15,941				0:49,535	0:18,165	0:15,989			
Runde 12															

free practice DJKM (OK-Junior) Group 2 Gruppe 2

Die schnellsten Zeiten

Ort	Nr. Fahrername	Zeit	Streckenl.	Ø Speed
Ziel	172 Leistra, Luca	0:48,296	1190 m	88,7 km/h
Sektion 1	139 O' sullivan, Zak	0:17,709	452 m	91,9 km/h
Sektion 2	172 Leistra, Luca	0:15,497	368 m	85,5 km/h
Sektion 3	172 Leistra, Luca	0:15,002	370 m	88,8 km/h

	Snr. 125 Karlsson, William SWE JP Racing			Snr. 163 Van Loenen, Bastiaan NLD Zanardi Racing Team				
	theoretisch mögliche Bestzeit	Ziel	Zeit	theoretisch mögliche Bestzeit	Ziel	Zeit		
best	Sektion 1	Sektion 2	Sektion 3	Sektion 1	Sektion 2	Sektion 3		
	0:49,433	0:18,163	0:15,780	0:15,316	0:49,464	0:18,090	0:15,827	0:15,360
Runde 1	0:49,874	0:18,458	0:16,049	0:15,367	0:50,407	0:18,468	0:16,073	0:15,866
Runde 2	0:49,491	0:18,256	0:15,780	0:15,455	0:49,465	0:18,220	0:15,827	0:15,418
Runde 3	0:49,523	0:18,251	0:15,906	0:15,366	0:49,681	0:18,277	0:15,944	0:15,460
Runde 4	0:49,433	0:18,163	0:15,875	0:15,395	0:49,643	0:18,215	0:15,970	0:15,458
Runde 5	0:49,662	0:18,240	0:16,018	0:15,404	0:49,752	0:18,305	0:15,980	0:15,467
Runde 6	0:49,588	0:18,258	0:15,935	0:15,395	0:49,584	0:18,090	0:15,992	0:15,502
Runde 7	0:51,486	0:19,279	0:15,957	0:16,250	0:49,475	0:18,207	0:15,873	0:15,395
Runde 8	0:49,577	0:18,197	0:15,957	0:15,423	0:50,520	0:18,578	0:16,582	0:15,360
Runde 9	0:49,470	0:18,185	0:15,969	0:15,316	0:49,464	0:18,186	0:15,867	0:15,411
Runde 10	0:50,720	0:18,196	0:17,067	0:15,457	0:49,849	0:18,199	0:16,006	0:15,644
Runde 11	0:49,653	0:18,201	0:16,029	0:15,423	0:51,617	0:18,507	0:16,310	0:16,800
Runde 12								



Strecke / track: 1190m  
 started: 22 classified: 22 not classified: 0

Doc. 3

Pos	Str. Nr.	Fahrer Driver	Nation	Bewerber/Sponsor	Nation	Linzenz/B-Lizenz	Chassis/Motor/Reifen	Runden Laps	Gesamtzeit Differenz	Abstand Gap	beste Runde best Lap	in R. n. Geschw. In L. o Speed
1	144	Aron, Paul	EST	Ricky Flynn Motorsport	GBR	K911 162392	FA ALONSO / VORTEX / Vega	9			0:48,086	7 89,1 km/h
2	109	Mesch, Joel	DEU	KSM Schumacher Racing Team	DEU	IKCJ 1179312 KBF 1067587	Tony Kart / Vortex / Vega	11	0:00,457	0:00,457	0:48,543	4 88,3 km/h
3	138	Askey, Kai	GBR	Ricky Flynn Motorsport	GBR	296774 162392	FA Kart / Vortex / Vega	10	0:00,501	0:00,044	0:48,587	7 88,2 km/h
4	130	Knopp, Josef	CZE	TB Racing Team	DEU	1017 KBF 1116906	Kart Republic / Parilla / Vega	10	0:00,562	0:00,061	0:48,648	10 88,1 km/h
5	131	Dörr, Ben	DEU	TB Racing Team	DEU	IKCJ 1162845 KBF 1116906	Kart Republic / Parilla / Vega	9	0:00,570	0:00,008	0:48,656	8 88,0 km/h
6	166	Zug, Lilly	DEU	TB Racing Team	DEU	IKCJ 1173305 KBF 1116906	Kart Republic / Parilla / Vega	10	0:00,704	0:00,134	0:48,790	7 87,8 km/h
7	108	Weimann, Jule	DEU	Solgat Motorsport	DEU	IKCJ 1159312 KBF1079882	Birel / TM / Vega	9	0:00,755	0:00,051	0:48,841	3 87,7 km/h
8	105	Bergmeister, Jakob	DEU	KSM Schumacher Racing Team	DEU	IKCJ 1156048 KBF 1067587	Tony Kart / Vortex / Vega	10	0:00,787	0:00,032	0:48,873	10 87,7 km/h
9	157	Villa, Edoardo Ludovico	ITA	Tbkart Srl	ITA	360523 297356	TB-Kart / TM / Vega	11	0:00,807	0:00,020	0:48,893	11 87,6 km/h
10	113	Tohum, Arthur	DEU	TR Motorsport	DEU	IKCJ 1160352 KFB 1080519	Jesolo / TM / Vega	11	0:00,836	0:00,029	0:48,922	11 87,6 km/h
11	141	Han, Chenyu	CHN	TB Racing Team	DEU	18 KC 1026 KBF 1116906	Kart Republic / Parilla / Vega	11	0:00,861	0:00,025	0:48,947	6 87,5 km/h
12	154	Bönighausen, Colin Jamie	DEU	KSM Schumacher Racing Team	DEU	IKCJ 1179397 KBF 1067587	Tony Kart / Vortex / Vega	10	0:00,912	0:00,051	0:48,998	10 87,4 km/h
13	112	Lagrotteria, Antonio	CHE	Innovate Competition	CHE	500238 500033	Exprit / Vortex / Vega	11	0:00,960	0:00,048	0:49,046	4 87,3 km/h
14	127	Primm, Simon Connor	DEU	Team NKS	DEU	IKCJ 1171081 KBF 1050071	DR / TM / Vega	11	0:00,960	0:00,000	0:49,046	9 87,3 km/h
15	111	Naude, Toni Kayla	CHE	Innovate Competition	CHE	500287 500033	Exprit / Vortex / Vega	11	0:00,975	0:00,015	0:49,061	9 87,3 km/h
16	133	Voncken, Luca	DEU	DS Kartsport	DEU	IKCJ 1153982 KBF 1154357	Mach1 / TM / Vega	11	0:01,133	0:00,158	0:49,219	7 87,0 km/h
17	168	Scheef, Emil	DNK	Hk Motorsport	DNK	66544 81330	KR / Parilla / Vega	9	0:01,239	0:00,106	0:49,325	3 86,9 km/h
18	115	Litvinenko, Egor	DEU	FS-RL Competition	DEU	IKCJ 1181442 KBF 123456	CRG / TM / Vega	11	0:01,260	0:00,021	0:49,346	11 86,8 km/h
19	165	Tanggaard, Emil	DNK	HK Motorsport	DNK	66542 81330	Kart Republic / IAME / Vega	10	0:01,263	0:00,003	0:49,349	8 86,8 km/h
20	153	Bertini Colla, Leonardo	ITA	CRG Holland	NLD	370635 15521	CRG / TM / Vega	9	0:01,299	0:00,036	0:49,385	4 86,7 km/h
21	121	Bröer, Cherine	DEU	CRG Holland	NLD	IKCJ 1155880 15521	CRG / TM / Vega	11	0:01,500	0:00,201	0:49,586	11 86,4 km/h
22	160	Haralampiev, Maksim	DEU	Maxim Racing Sport	DEU	IKCJ 1169591 KBF 1167038	EXPRIT / TM / Vega	4	0:01,970	0:00,470	0:50,056	1 85,6 km/h

Rennleitung: Rüdiger Luth Racedirektor: Thomas Lainer  
 Sportkommissare: Thomas Ferrero / Ulrich Bell / Franz-Josef Serr / Frank Tautenhahn  
 Techn. Kommissare: H.-J. Dangers / A.Sengpiel / M. Grasshoff / C. Schmidt / D.Pietzko / W.Amend / M.Ambrosius  
 Zeitnahme: KART-DATA timing service Franz Schiesler / Manuela Hintner

## free practice DJKM (OK-Junior) Gruppe 1

Strecke / track: 1190      started: 22      classified: 22      not classified: 0

Fahrername Driver	Aron Paul	Mesch Joel	Askey Kai	Knopp Josef	Dörr Ben	Zug Lilly	Weimann Jule	Bergmeister Jakob	Edoardo Ludovico	Tohum Arthur	Han Chenyu	Bönighausen Colin Jamie
schnellste in Runde	0:48,086 Rn. 7	0:48,543 Rn. 4	0:48,587 Rn. 7	0:48,648 Rn. 10	0:48,656 Rn. 8	0:48,790 Rn. 7	0:48,841 Rn. 3	0:48,873 Rn. 10	0:48,893 Rn. 11	0:48,922 Rn. 11	0:48,947 Rn. 6	0:48,998 Rn. 10
Speed	89,1 km/h	88,3 km/h	88,2 km/h	88,1 km/h	88,0 km/h	87,8 km/h	87,7 km/h	87,7 km/h	87,6 km/h	87,6 km/h	87,5 km/h	87,4 km/h
Lap 1	0:51,330	0:49,819	0:51,285	0:49,473	0:49,887	0:50,080	0:50,428	0:50,496	0:50,320	0:49,692	0:51,297	0:50,496
Lap 2	0:49,903	0:49,936	0:50,067	0:49,178	0:49,013	0:49,274	0:49,815	0:54,400	0:54,122	0:49,556	0:57,053	0:50,153
Lap 3	0:49,263	0:48,754	0:49,038	0:49,489	0:48,789	0:49,154	<u>0:48,841</u>	0:49,482	0:49,160	0:49,121	0:50,019	0:49,435
Lap 4	0:49,667	<u>0:48,543</u>	0:49,834	0:48,801	0:48,801	0:49,111	0:48,975	0:49,102	0:49,044	0:49,507	0:50,430	0:50,174
Lap 5	2:15,548	0:49,748	2:11,135	0:48,793	0:49,007	0:48,870	0:49,032	0:50,371	0:49,042	0:49,104	0:49,493	1:49,502
Lap 6	0:48,458	0:48,996	0:49,005	0:48,666	0:48,909	0:49,772	0:49,092	1:47,678	0:49,236	0:49,272	<u>0:48,947</u>	0:49,310
Lap 7	<u>0:48,086</u>	0:48,841	<u>0:48,587</u>	0:48,684	0:48,728	<u>0:48,790</u>	0:49,231	0:48,975	0:48,937	0:49,213	0:49,151	0:49,175
Lap 8	0:48,303	0:49,085	0:49,145	0:48,730	0:48,656	0:49,053	0:49,168	0:49,180	0:49,087	0:49,151	0:49,163	0:49,321
Lap 9	0:48,999	0:48,843	0:48,589	0:48,754	0:49,710	0:48,833	0:49,104	0:49,111	0:49,183	0:49,108	0:53,725	0:49,468
Lap 10		0:50,239	0:48,613	<u>0:48,648</u>		0:50,021		<u>0:48,873</u>	0:55,333	0:49,554	0:49,290	<u>0:48,998</u>
Lap 11		0:48,875							<u>0:48,893</u>	<u>0:48,922</u>	0:49,124	

## free practice DJKM (OK-Junior) Gruppe 1

Strecke / track: 1190    started: 22    classified: 22    not classified: 0

Fahrername Driver	Lagrotteria Antonio	Primm Simon Connor	Naude Toni Kayla	Voncken Luca	Scheef Emil	Litvinenko Egor	Tanggaard Emil	Bertini Colla Leonardo	Bröer Cherine	Haralampiev Maksim
schnellste Runde in Runde	0:49,046 Rn. 4	0:49,046 Rn. 9	0:49,061 Rn. 9	0:49,219 Rn. 7	0:49,325 Rn. 3	0:49,346 Rn. 11	0:49,349 Rn. 8	0:49,385 Rn. 4	0:49,586 Rn. 11	0:50,056 Rn. 1
Speed	87,3 km/h	87,3 km/h	87,3 km/h	87,0 km/h	86,9 km/h	86,8 km/h	86,8 km/h	86,7 km/h	86,4 km/h	85,6 km/h
Lap 1	0:49,796	0:50,111	0:49,882	0:53,059	0:50,361	1:26,472	0:50,432	0:53,775	0:55,903	0:50,056
Lap 2	0:49,976	0:49,711	0:51,291	0:50,687	0:49,617	0:49,471	0:51,293	0:50,868	0:54,839	0:50,197
Lap 3	0:49,145	0:49,420	0:50,611	0:50,384	0:49,325	0:49,668	0:49,618	0:49,908	0:54,222	1:20,427
Lap 4	0:49,046	0:49,477	0:49,263	0:49,804	0:49,953	0:50,433	0:49,358	0:49,385	0:54,968	0:52,390
Lap 5	0:49,280	0:49,314	0:49,311	0:49,548	0:49,467	0:49,523	0:50,327	0:49,726	0:50,949	
Lap 6	0:49,940	0:53,315	0:49,533	0:51,033	0:50,848	0:49,451	0:51,547	2:28,923	0:50,164	
Lap 7	0:50,286	0:49,541	0:50,084	0:49,219	1:51,569	0:49,556	1:40,229	0:49,757	0:50,419	
Lap 8	0:49,459	0:49,498	0:49,789	0:49,487	0:52,516	0:49,653	0:49,349	0:49,906	0:50,147	
Lap 9	0:49,286	0:49,046	0:49,061	0:49,330	0:50,789	0:49,402	0:49,419	0:49,486	0:49,874	
Lap 10	0:50,296	0:49,709	0:49,667	0:49,241		0:49,422	0:49,476		0:49,603	
Lap 11	0:50,707	0:49,216	0:49,453	0:49,318		0:49,346			0:49,586	

## free practice DJKM (OK-Junior) Group 1 Gruppe 1

Ziel		Sektion 1		Sektion 2		Sektion 3	
Fahrername	Zeit	Fahrername	Zeit	Fahrername	Zeit	Fahrername	Zeit
1 144 Aron,Paul	0:48,086	144 Aron,Paul	0:17,645	144 Aron,Paul	0:15,438	144 Aron,Paul	0:15,003
2 109 Mesch,Joel	0:48,543	130 Knopp,Josef	0:17,821	138 Askey,Kai	0:15,523	109 Mesch,Joel	0:15,049
3 138 Askey,Kai	0:48,587	138 Askey,Kai	0:17,846	109 Mesch,Joel	0:15,577	130 Knopp,Josef	0:15,091
4 130 Knopp,Josef	0:48,648	166 Zug,Lilly	0:17,851	108 Weimann,Julie	0:15,605	131 Dörr,Ben	0:15,123
5 131 Dörr,Ben	0:48,656	131 Dörr,Ben	0:17,860	131 Dörr,Ben	0:15,632	112 Lagrotteria,Antonio	0:15,127
6 166 Zug,Lilly	0:48,790	109 Mesch,Joel	0:17,884	113 Tohum,Arthur	0:15,635	157 Villa,Edoardo Ludovico	0:15,131
7 108 Weimann,Julie	0:48,841	157 Villa,Edoardo Ludovico	0:17,928	105 Bergmeister,Jakob	0:15,642	111 Naude,Toni Kayla	0:15,138
8 105 Bergmeister,Jakob	0:48,873	108 Weimann,Julie	0:17,962	157 Villa,Edoardo Ludovico	0:15,648	138 Askey,Kai	0:15,143
9 157 Villa,Edoardo Ludovico	0:48,893	105 Bergmeister,Jakob	0:17,965	166 Zug,Lilly	0:15,672	166 Zug,Lilly	0:15,155
10 113 Tohum,Arthur	0:48,922	111 Naude,Toni Kayla	0:17,998	130 Knopp,Josef	0:15,688	154 Bönighausen,Colin Jamir	0:15,162
11 141 Han,Chenyu	0:48,947	127 Primm,Simon Connor	0:18,026	141 Han,Chenyu	0:15,707	105 Bergmeister,Jakob	0:15,171
12 154 Bönighausen,Colin Jamir	0:48,998	141 Han,Chenyu	0:18,029	154 Bönighausen,Colin Jamir	0:15,720	141 Han,Chenyu	0:15,184
13 112 Lagrotteria,Antonio	0:49,046	168 Scheef,Emil	0:18,044	112 Lagrotteria,Antonio	0:15,726	113 Tohum,Arthur	0:15,190
14 127 Primm,Simon Connor	0:49,046	113 Tohum,Arthur	0:18,048	127 Primm,Simon Connor	0:15,743	127 Primm,Simon Connor	0:15,237
15 111 Naude,Toni Kayla	0:49,061	154 Bönighausen,Colin Jamir	0:18,048	133 Voncken,Luca	0:15,744	133 Voncken,Luca	0:15,242
16 133 Voncken,Luca	0:49,219	112 Lagrotteria,Antonio	0:18,068	115 Litvinenko,Egor	0:15,761	108 Weimann,Julie	0:15,244
17 168 Scheef,Emil	0:49,325	133 Voncken,Luca	0:18,080	111 Naude,Toni Kayla	0:15,788	115 Litvinenko,Egor	0:15,315
18 115 Litvinenko,Egor	0:49,346	160 Haralampiev,Maksim	0:18,095	153 Bertini Colla,Leonardo	0:15,830	165 Tanggaard,Emil	0:15,316
19 165 Tanggaard,Emil	0:49,349	165 Tanggaard,Emil	0:18,101	165 Tanggaard,Emil	0:15,831	168 Scheef,Emil	0:15,349
20 153 Bertini Colla,Leonardo	0:49,385	115 Litvinenko,Egor	0:18,140	168 Scheef,Emil	0:15,833	153 Bertini Colla,Leonardo	0:15,351
21 121 Bröer,Cherine	0:49,586	121 Bröer,Cherine	0:18,177	121 Bröer,Cherine	0:15,960	121 Bröer,Cherine	0:15,418
22 160 Haralampiev,Maksim	0:50,056	153 Bertini Colla,Leonardo	0:18,181	160 Haralampiev,Maksim	0:16,119	160 Haralampiev,Maksim	0:15,501

### free practice DJKM (OK-Junior) Group 1 Gruppe 1

#### Die schnellsten Zeiten

Ort	Nr. Fahrername	Zeit	Streckenl.	ø Speed
Ziel	144 Aron,Paul	0:48,086	1190 m	89,1 km/h
Sektion 1	144 Aron,Paul	0:17,645	452 m	92,2 km/h
Sektion 2	144 Aron,Paul	0:15,438	368 m	85,8 km/h
Sektion 3	144 Aron,Paul	0:15,003	370 m	88,8 km/h

	Stnr.144 Aron,Paul EST Ricky Flynn Motorsport	Stnr.109 Mesch,Joel DEU KSM Schumacher Racing Team	Stnr.138 Askey,Kai GBR Ricky Flynn Motorsport	Stnr.130 Knopp,Josef CZE TB Racing Team	Stnr.131 Dörr,Ben DEU TB Racing Team
	theoretisch mögliche Bestzeit 0:48,086	theoretisch mögliche Bestzeit 0:48,510	theoretisch mögliche Bestzeit 0:48,512	theoretisch mögliche Bestzeit 0:48,600	theoretisch mögliche Bestzeit 0:48,615
best	Ziel Sektion 1 Sektion 2 Sektion 3 0:48,086 0:17,645 0:15,438 0:15,003	Ziel Sektion 1 Sektion 2 Sektion 3 0:48,543 0:17,884 0:15,577 0:15,049	Ziel Sektion 1 Sektion 2 Sektion 3 0:48,587 0:17,846 0:15,523 0:15,143	Ziel Sektion 1 Sektion 2 Sektion 3 0:48,648 0:17,821 0:15,688 0:15,091	Ziel Sektion 1 Sektion 2 Sektion 3 0:48,656 0:17,860 0:15,632 0:15,123
Runde 1	0:51,330 0:18,577 0:16,528 0:16,225	0:49,819 0:18,452 0:16,137 0:15,230	0:51,285 0:18,491 0:16,803 0:15,991	0:49,473 0:18,096 0:16,036 0:15,341	0:49,887 0:18,611 0:15,858 0:15,418
Runde 2	0:49,903 0:18,303 0:16,181 0:15,419	0:49,936 0:18,729 0:15,974 0:15,233	0:50,067 0:18,456 0:16,101 0:15,510	0:49,178 0:18,212 0:15,824 0:15,142	0:49,013 0:18,035 0:15,722 0:15,256
Runde 3	0:49,263 0:18,086 0:15,931 0:15,246	0:48,754 0:17,993 0:15,650 0:15,111	0:49,038 0:17,974 0:15,797 0:15,267	0:49,489 0:18,573 0:15,762 0:15,154	0:48,789 0:17,956 0:15,710 0:15,123
Runde 4	0:49,667 0:17,890 0:15,678 0:16,099	0:48,543 0:17,904 0:15,577 0:15,062	0:49,834 0:17,937 0:15,625 0:16,272	0:48,801 0:17,988 0:15,702 0:15,111	0:48,801 0:17,956 0:15,710 0:15,135
Runde 5	2:15,548 1:43,598 0:16,608 0:15,342	0:49,748 0:17,884 0:16,648 0:15,216	2:11,135 1:38,601 0:16,749 0:15,785	0:48,793 0:17,848 0:15,745 0:15,200	0:49,007 0:17,906 0:15,713 0:15,388
Runde 6	0:48,458 0:17,797 0:15,521 0:15,140	0:48,996 0:17,947 0:15,812 0:15,237	0:49,005 0:18,107 0:15,640 0:15,258	0:48,666 0:17,839 0:15,688 0:15,139	0:48,909 0:17,929 0:15,773 0:15,207
Runde 7	0:48,086 0:17,645 0:15,438 0:15,003	0:48,841 0:17,931 0:15,861 0:15,049	0:48,587 0:17,898 0:15,523 0:15,166	0:48,684 0:17,859 0:15,692 0:15,133	0:48,728 0:17,890 0:15,674 0:15,164
Runde 8	0:48,303 0:17,701 0:15,576 0:15,026	0:49,085 0:17,901 0:15,906 0:15,278	0:49,145 0:18,147 0:15,761 0:15,237	0:48,730 0:17,876 0:15,761 0:15,093	0:48,656 0:17,860 0:15,632 0:15,164
Runde 9	0:48,999 0:17,680 0:15,553 0:15,766	0:48,843 0:17,955 0:15,786 0:15,102	0:48,589 0:17,869 0:15,577 0:15,143	0:48,754 0:17,922 0:15,726 0:15,106	0:49,710 0:17,888 0:15,736 0:16,086
Runde 10		0:50,239 0:18,476 0:16,554 0:15,209	0:48,613 0:17,846 0:15,538 0:15,229	0:48,648 0:17,821 0:15,736 0:15,091	
Runde 11		0:48,875 0:17,929 0:15,692 0:15,254			



# DEUTSCHE KART-MEISTERSCHAFTEN 2018

11-13 / 05 / 2018

DMSB-Reglir 120-2018

## free practice DJKM (OK-Junior) Group 1 Gruppe 1

### Die schnellsten Zeiten

Ort	Nr. Fahrername	Zeit	Streckenl.	ø Speed
Ziel	144 Aron,Paul	0:48,086	1190 m	89,1 km/h
Sektion 1	144 Aron,Paul	0:17,645	452 m	92,2 km/h
Sektion 2	144 Aron,Paul	0:15,438	368 m	85,8 km/h
Sektion 3	144 Aron,Paul	0:15,003	370 m	88,8 km/h

	Stnr.166 Zug,Lilly DEU TB Racing Team	Stnr.108 Weirmann,Jule DEU Solgat Motorsport	Stnr.105 Bergmeister,Jakob DEU KSM Schumacher Racing Team	Stnr.157 Villa,Edoardo Ludovico ITA Tbkart Srl	Stnr.113 Tohum,Arthur DEU TR Motorsport
	theoretisch mögliche Bestzeit 0:48,678	theoretisch mögliche Bestzeit 0:48,811	theoretisch mögliche Bestzeit 0:48,778	theoretisch mögliche Bestzeit 0:48,707	theoretisch mögliche Bestzeit 0:48,873
best	Ziel Sektion 1 0:48,790 0:17,851 0:15,672 0:15,155	Ziel Sektion 1 0:48,841 0:17,962 0:15,605 0:15,244	Ziel Sektion 1 0:48,873 0:17,965 0:15,642 0:15,171	Ziel Sektion 1 0:48,893 0:17,928 0:15,648 0:15,131	Ziel Sektion 1 0:48,922 0:18,048 0:15,635 0:15,190
Runde 1	0:50,080 0:18,688 0:15,987 0:15,405	0:50,428 0:18,893 0:15,896 0:15,639	0:50,496 0:18,417 0:16,429 0:15,650	0:50,320 0:18,485 0:16,335 0:15,500	0:49,692 0:18,346 0:15,898 0:15,448
Runde 2	0:49,274 0:18,019 0:15,886 0:15,369	0:49,815 0:18,568 0:15,809 0:15,438	0:54,400 0:18,399 0:20,139 0:15,862	0:54,122 0:18,551 0:17,956 0:17,615	0:49,556 0:18,207 0:15,895 0:15,454
Runde 3	0:49,154 0:17,982 0:15,860 0:15,312	0:48,841 0:17,962 0:15,605 0:15,274	0:49,482 0:18,045 0:15,642 0:15,795	0:49,160 0:17,950 0:15,816 0:15,394	0:49,121 0:18,100 0:15,749 0:15,272
Runde 4	0:49,111 0:18,036 0:15,800 0:15,275	0:48,975 0:18,030 0:15,692 0:15,253	0:49,102 0:18,135 0:15,669 0:15,298	0:49,044 0:18,120 0:15,775 0:15,149	0:49,507 0:18,247 0:15,892 0:15,368
Runde 5	0:48,870 0:17,943 0:15,729 0:15,198	0:49,032 0:17,995 0:15,713 0:15,324	0:50,371 0:18,460 0:15,876 0:16,035	0:49,042 0:18,166 0:15,745 0:15,131	0:49,104 0:18,146 0:15,717 0:15,241
Runde 6	0:49,772 0:17,919 0:16,021 0:15,832	0:49,092 0:18,028 0:15,757 0:15,307	1:47,678 1:16,841 0:15,666 0:15,171	0:49,236 0:18,007 0:15,980 0:15,249	0:49,272 0:18,184 0:15,751 0:15,337
Runde 7	0:48,790 0:17,928 0:15,672 0:15,190	0:49,231 0:18,076 0:15,883 0:15,272	0:48,975 0:18,080 0:15,695 0:15,200	0:48,937 0:17,990 0:15,648 0:15,299	0:49,213 0:18,118 0:15,803 0:15,292
Runde 8	0:49,053 0:17,851 0:15,807 0:15,395	0:49,168 0:18,020 0:15,842 0:15,306	0:49,180 0:18,049 0:15,820 0:15,311	0:49,087 0:18,001 0:15,816 0:15,270	0:49,151 0:18,048 0:15,855 0:15,248
Runde 9	0:48,833 0:17,904 0:15,774 0:15,155	0:49,104 0:18,016 0:15,844 0:15,244	0:49,111 0:18,101 0:15,721 0:15,289	0:49,183 0:18,072 0:15,709 0:15,402	0:49,108 0:18,077 0:15,756 0:15,275
Runde 10	0:50,021 0:17,912 0:16,093 0:16,016		0:48,873 0:17,965 0:15,716 0:15,192	0:55,333 0:20,492 0:17,216 0:17,625	0:49,554 0:18,143 0:16,011 0:15,400
Runde 11				0:48,893 0:17,928 0:15,787 0:15,178	0:48,922 0:18,097 0:15,635 0:15,190

### free practice DJKM (OK-Junior) Group 1 Gruppe 1

#### Die schnellsten Zeiten

Ort	Nr. Fahrername	Zeit	Streckenl.	Ø Speed
Ziel	144 Aron,Paul	0:48,086	1190 m	89,1 km/h
Sektion 1	144 Aron,Paul	0:17,645	452 m	92,2 km/h
Sektion 2	144 Aron,Paul	0:15,438	368 m	85,8 km/h
Sektion 3	144 Aron,Paul	0:15,003	370 m	88,8 km/h

best	Schnr.133 Voncken, Luca DEU DS Kartsport			Schnr.168 Scheef,Emil DNK HK Motorsport			Schnr.115 Litvinenko,Egor DEU FS-RL Competition			Schnr.165 Tanggaard,Emil DNK HK Motorsport			Schnr.153 Bertini Colla,Leonardo ITA CRG Holland							
	theoretisch mögliche Bestzeit	Ziel	Sektion 3	theoretisch mögliche Bestzeit	Ziel	Sektion 3	theoretisch mögliche Bestzeit	Ziel	Sektion 3	theoretisch mögliche Bestzeit	Ziel	Sektion 3	theoretisch mögliche Bestzeit	Ziel	Sektion 3					
Runde 1	0:53,059	0:20,753	0:16,941	0:15,365	0:50,361	0:18,699	0:16,180	0:15,482	1:26,472	0:54,927	0:16,079	0:15,466	0:50,432	0:18,484	0:16,425	0:15,523	0:53,775	0:18,712	0:19,279	0:15,784
Runde 2	0:50,687	0:18,485	0:16,337	0:15,865	0:49,617	0:18,272	0:15,996	0:15,349	0:49,471	0:18,395	0:15,761	0:15,315	0:51,293	0:18,381	0:16,518	0:16,394	0:50,868	0:18,370	0:16,463	0:16,035
Runde 3	0:50,384	0:18,392	0:16,214	0:15,778	0:49,325	0:18,044	0:15,866	0:15,415	0:49,668	0:18,208	0:15,849	0:15,611	0:49,618	0:18,315	0:15,987	0:15,316	0:49,908	0:18,496	0:16,026	0:15,386
Runde 4	0:49,804	0:18,569	0:15,877	0:15,358	0:49,953	0:18,273	0:16,232	0:15,448	0:50,433	0:18,893	0:16,086	0:15,454	0:49,358	0:18,136	0:15,891	0:15,331	0:49,385	0:18,181	0:15,853	0:15,351
Runde 5	0:49,548	0:18,301	0:15,759	0:15,488	0:49,467	0:18,091	0:15,833	0:15,543	0:49,523	0:18,254	0:15,858	0:15,411	0:50,327	0:18,147	0:16,623	0:15,557	0:49,726	0:18,183	0:15,892	0:15,651
Runde 6	0:51,033	0:18,195	0:17,283	0:15,555	0:50,848	0:18,239	0:16,049	0:16,560	0:49,451	0:18,209	0:15,826	0:15,416	0:51,547	0:18,583	0:16,249	0:16,715	2:28,923	1:51,823	0:18,854	0:18,246
Runde 7	0:49,219	0:18,233	0:15,744	0:15,242	1:51,569	1:14,051	0:19,821	0:17,697	0:49,556	0:18,323	0:15,845	0:15,388	1:40,229	1:08,670	0:16,083	0:15,476	0:49,757	0:18,571	0:15,830	0:15,356
Runde 8	0:49,487	0:18,161	0:16,081	0:15,245	0:52,516	0:19,610	0:16,864	0:16,042	0:49,653	0:18,208	0:15,959	0:15,486	0:49,349	0:18,132	0:15,831	0:15,386	0:49,906	0:18,585	0:15,919	0:15,402
Runde 9	0:49,330	0:18,110	0:15,886	0:15,334	0:50,789	0:18,314	0:16,688	0:15,787	0:49,402	0:18,151	0:15,854	0:15,397	0:49,419	0:18,101	0:15,952	0:15,366	0:49,486	0:18,191	0:15,843	0:15,452
Runde 10	0:49,241	0:18,080	0:15,892	0:15,269					0:49,422	0:18,208	0:15,796	0:15,418	0:49,476	0:18,200	0:15,891	0:15,385				
Runde 11	0:49,318	0:18,104	0:15,850	0:15,364	0:49,346	0:18,140	0:15,871	0:15,335												

**free practice DJKM (OK-Junior) Group 1 Gruppe 1**

**Die schnellsten Zeiten**

Ort	Nr. Fahrername	Zeit	Streckenl.	ø Speed
Ziel	144 Aron,Paul	0:48,086	1190 m	89,1 km/h
Sektion 1	144 Aron,Paul	0:17,645	452 m	92,2 km/h
Sektion 2	144 Aron,Paul	0:15,438	368 m	85,8 km/h
Sektion 3	144 Aron,Paul	0:15,003	370 m	88,8 km/h

best	Snr.121 Bröer,Cherine DEU CRG Holland			Snr.160 Haralampiev,Maksim DEU Maxim Racing Sport						
	theoretisch mögliche Bestzeit 0:49,555	Sektion 1	Sektion 2	Sektion 3	Sektion 1	Sektion 2	Sektion 3			
	Ziel	0:49,586	0:18,177	0:15,960	0:15,418	Ziel	0:50,056	0:18,095	0:16,119	0:15,501
Runde 1		0:55,903	0:21,137	0:17,707	0:17,059		0:50,056	0:18,219	0:16,170	0:15,667
Runde 2		0:54,839	0:20,422	0:17,434	0:16,983		0:50,197	0:18,486	0:16,210	0:15,501
Runde 3		0:54,222	0:20,133	0:17,337	0:16,752		1:20,427	0:18,095	0:16,119	0:46,213
Runde 4		0:54,968	0:20,580	0:17,185	0:17,203		0:52,390	0:19,189	0:16,527	0:16,674
Runde 5		0:50,949	0:19,083	0:16,225	0:15,641					
Runde 6		0:50,164	0:18,407	0:16,162	0:15,595					
Runde 7		0:50,419	0:18,446	0:16,329	0:15,644					
Runde 8		0:50,147	0:18,450	0:16,054	0:15,643					
Runde 9		0:49,874	0:18,327	0:16,029	0:15,518					
Runde 10		0:49,603	0:18,177	0:16,008	0:15,418					
Runde 11		0:49,586	0:18,205	0:15,960	0:15,421					