

DKM
DEUTSCHE KART MEISTERSCHAFT

DMSB

Ergebnisse Results DSKM

INT. DMSB

KARTRENNEN LONATO(ITA)

13. - 15. April 2018

- Deutsche Kart Meisterschaft (DKM)
- Deutsche Junioren Kart Meisterschaft (DJKM)
- Deutsche Schaltkart Meisterschaft (DSKM)
- DMSB Schalt Kart Cup (DSKC)

vorläufig - ohne Gewähr

Pos	StNr.	Fahrer	Nation	Bewerber/Sponsor	Nation	Lizenz / B-Lizenz	Siege	Gesamt- punkte	Lonato (ITA)			
									TQ	Heats	Race 1	Race 2
1	201	Pex, Jorrit	NLD	CRG Holland	NLD	2738Z 15521		46	10	20	16	
2	221	Stell, Daniel	DEU	Mach1 Motorsport	DEU	IKB 1138227 KBF 1005514	1	45	3	8	9	25
3	204	Federer, Fabian	ITA	SRP Racing Team	DEU	353643 KBF1156791	1	45	5	15	25	
4	223	Schmitz, Alexander	DEU	Alexander Schmitz	DEU	IKA 1120614 IKA 1120614		38	12	16	10	
5	240	Skåras, Emil	SWE	ENERGY CORSE SRL	ITA	199805302198 295423		35	9	13	13	
6	203	Pex, Stan	NLD	CRG Holland	NLD	3177Z 15521		24		4	20	
7	214	Giardelli, Allesandro	ITA	CRG Holland	NLD	346470 15521		20	1	7	10	2
8	224	Lanzeni, William	ITA	BIREL ART RACING KSW	AUT	355886 BK 102		20	4	7	9	
9	242	Kremers, Marijn	ITA	BIREL ART RACING S.R.L.	ITA	28576 370004		17	2	11	4	
10	234	Vasile, Daniel	ROU	DR S.R.L.	ITA	11 296449		14	6	8		
11	231	Paul, Maximilian	DEU	DR S.R.L.	ITA	IKC 1140086 296449		13		2	11	
12	215	Rosati, Fabrizio	ITA	SRP Racing Team	DEU	366709 KBF1156791		11	5	6		
13	233	Davies, Dylan	NLD	Zanardi racing team	NLD	18909 28613		10		5	5	
14	212	Specken, Guust	NLD	Guust Specken	NLD	33443 33443		8			8	
15	218	Tubben, Max	NLD	CRG Holland	NLD	33495 15521		7			7	
16	227	Tschentscher, Toni	DEU	SRP Racing Team	DEU	IKC 113399Z KBF 1156791		7	3	3	1	
17	241	Peklin, Ivan	UKR	Victory Racing Team	UKR	CS.28.0009.18 CT.28.0005.18		6			6	
18	230	Varhaug, Pål	NOR	CRG Holland	NLD	28345 15521		3			3	
19	228	Pieruszek, Kevin	DEU	BIREL ART RACING KSW	AUT	IKB 1124247 BK 102		1		1		
20	232	Maticic, André	DEU	Solgat Motorsport	DEU	IKB 1083048 KBF 1079882		1	1			

DMSB RegNr 08-2018

R 20 DSKM (K22) Race 2

NEU - 2 - NEW

Strecke / track: 1200m

fastest Lap Giardelli, Allesandro at: 0:47,865

started: 34 classified: 33 not classified: 1 excluded: 1

Doc. 3.2

Pos	Str. Nr.	Fahrer / Driver	Nation	Bewerber/Sponsor	Nation	Lizenz / B-Lizenz	Chassis/Motor/Reifen	Points	Runden Laps	Gesamtzeit Differenz	Abstand Gap	beste Runde best Lap	in R. in L.	o Geschw. Speed
1	221	Stell, Daniel	DEU	Mach1 Motorsport	DEU	IKB 1138227 KBF 1005514	MACH1 / TM / Vega	25	21	43:24,930		0:48,660	4	34,8 km/h 88,8 km/h
2	203	Pex, Stan	NLD	CRG Holland	NLD	31772 15521	CRG / TM / Vega	20	21	43:28,146 0:03,216	0:03,216	0:48,604	4	34,8 km/h 88,9 km/h
3	201	Pex, Jorrit	NLD	CRG Holland	NLD	27382 15521	CRG / TM / Vega	16	21	43:47,154 0:22,224	0:19,008	0:48,341	3	34,5 km/h 89,4 km/h
4	251	Habulin, Kristijan	HRV	KK1	HRV	0646 1	TB kart / TM / Vega	*	21	43:51,936 0:27,006	0:04,782	0:48,763	4	34,5 km/h 88,6 km/h
5	240	Skåras, Emil	SWE	ENERGY CORSE SRL	ITA	199805302191 295423	ENERGY / TM / Vega	13	21	43:54,727 0:29,797	0:02,791	0:48,559	3	34,4 km/h 89 km/h
6	231	Paul, Maximilian	DEU	DR S.R.L.	ITA	IKC 1140086 296449	DR / Modena / Vega	11	21	43:55,847 0:30,917	0:01,120	0:48,620	3	34,4 km/h 88,9 km/h
7	223	Schmitz, Alexander	DEU	Alexander Schmitz	DEU	IKA 1120614 IKA 1120614	Tony Kart / Vortex / Vega	10	21	43:56,483 0:31,553	0:00,636	0:48,173	3	34,4 km/h 89,7 km/h
8	224	Lanzeni, William	ITA	BIREL ART RACING KSW	AUT	355886 BK 102	BirelART / TM / Vega	9	21	43:58,240 0:33,310	0:01,757	0:48,973	4	34,4 km/h 88,2 km/h
9	212	Specken, Guust	NLD	Guust Specken	NLD	33443 33443	Gillard / Vortex / Vega	8	21	44:03,469 0:38,539	0:05,229	0:49,130	4	34,3 km/h 87,9 km/h
10	259	Luyet, Jean	CHE	CRG Holland	NLD	505028 15521	CRG / TM / Vega	*	21	44:04,149 0:39,219	0:00,680	0:48,986	4	34,3 km/h 88,2 km/h
11	218	Tubben, Max	NLD	CRG Holland	NLD	33495 15521	CRG / TM / Vega	7	21	44:05,491 0:40,561	0:01,342	0:49,204	3	34,3 km/h 87,8 km/h
12	241	Peklin, Ivan	UKR	Victory Racing Team	UKR	CS 28.0009.11 CT 28.0005.18	Maranello / TM / Vega	6	21	44:09,470 0:44,540	0:03,979	0:49,577	3	34,2 km/h 87,1 km/h
13	260	Hiltbrand, Pedro	ESP	CRG Holland	NLD	301202 15521	CRG / TM / Vega	*	21	44:09,832 0:44,902	0:00,362	0:48,623	2	34,2 km/h 88,8 km/h
14	233	Davies, Dylan	NLD	Zanardi racing team	NLD	18909 28613	Zanardi / TM / Vega	5	21	44:10,502 0:45,572	0:00,670	0:49,097	3	34,2 km/h 88 km/h
15	242	Kremers, Marijn	ITA	BIREL ART RACING S.R.L.	ITA	28576 370004	BIREL ART / TM / Vega	4	21	44:11,951 0:47,021	0:01,449	0:48,098	3	34,2 km/h 89,8 km/h
16	230	Varhaug, Pål	NOR	CRG Holland	NLD	28345 15521	CRG / TM / Vega	3	21	44:12,348 0:47,418	0:00,397	0:48,618	3	34,2 km/h 88,9 km/h
17	214	Giardelli, Allesandro	ITA	CRG Holland	NLD	346470 15521	CRG / TM / Vega	2	21	44:13,393 0:48,463	0:01,045	0:47,865	3	34,2 km/h 90,3 km/h
18	227	Tschentscher, Toni	DEU	SRP Racing Team	DEU	IKC 1133992 KBF 1156791	CRG / TM / Vega	1	21	44:14,967 0:50,037	0:01,574	0:48,580	3	34,2 km/h 88,9 km/h
19	217	Tornqvist-Persson, Benjamin	SWE	CRG Holland	NLD	19981031459 15521	CRG / TM / Vega	0	21	44:16,006 0:51,076	0:01,039	0:48,666	3	34,2 km/h 88,8 km/h
20	264	Baldi, Alessio	ITA	INTREPID DRIVER PROGRAM SRL	ITA	303173 295717	INTREPID / TM / Vega	*	21	44:16,274 0:51,244	0:00,268	0:48,834	4	34,2 km/h 88,5 km/h
21	258	Cebrian, Gerard	ESP	CRG Holland	NLD	461512220 15521	CRG / TM / Vega	*	21	44:16,982 0:52,052	0:00,708	0:49,508	4	34,1 km/h 87,3 km/h
22	228	Pieruszek, Kevin	DEU	BIREL ART RACING KSW	AUT	IKB 1124247 BK 102	BirelART / TM / Vega	0	21	44:17,915 0:52,985	0:00,933	0:48,762	3	34,1 km/h 88,6 km/h
23	219	Johansson, Andreas	SWE	CRG Holland	NLD	19990722587 15521	CRG / TM / Vega	0	21	44:19,140 0:54,210	0:01,225	0:48,528	3	34,1 km/h 89 km/h
24	261	Prosperi, Enrico	ESP	CRG Holland	NLD	IT80009 15521	CRG / TM / Vega	*	21	44:19,400 0:54,470	0:00,260	0:48,896	3	34,1 km/h 88,4 km/h
25	232	Maticic, André	DEU	Solgat Motorsport	DEU	IKB 1083048 KBF 1079882	BirelART / TM / Vega	0	21	44:20,362 0:55,432	0:00,962	0:48,612	4	34,1 km/h 88,9 km/h
26	234	Vasile, Daniel	ROU	DR S.R.L.	ITA	11 296449	DR / Modena / Vega	0	21	44:20,575 0:55,645	0:00,213	0:48,958	3	34,1 km/h 88,2 km/h
27	210	Horn, Moritz	DEU	TB Racing Team	DEU	IKB 1132818 KBF 1116906	Kart Republic / TM / Vega	0	21	44:23,800 0:58,870	0:03,225	0:47,967	3	34,1 km/h 90,1 km/h
28	252	Benni, Tommaso	ITA	Tommaso Benni	ITA	303851 303851	BIREL / TM RACING / Vega	*	21	44:27,514 1:02,584	0:03,714	0:48,770	3	34 km/h 88,6 km/h
29	255	Podobsky, Lukas	CZE	Lukas Podobsky	CZE	18AS0458 18AT0101	BirelArt / TM / Vega	*	15	37:58,225 6 R	6 R	0:49,250	4	28,4 km/h 87,7 km/h
30	236	Hold, Christoph	AUT	Maranellokart SRL	AUT	JK 2017 298671	Maranello / Modena / Vega	*	14	36:56,323 7 R	1 R	0:49,075	2	27,3 km/h 88 km/h
31	254	Kallasmaa, Kaspar	EST	Kaspar Kallasmaa	EST	K 912 115 E	Energy / TM / Vega	*	12	34:59,856 9 R	2 R	0:48,624	4	24,7 km/h 88,8 km/h
32	215	Rosati, Fabrizio	ITA	SRP Racing Team	DEU	366705 KBF1156791	CRG / TM / Vega	0	5	4:16,181 16 R	7 R	0:48,941	3	84,3 km/h 88,3 km/h
33	204	Federer, Fabian	ITA	SRP Racing Team	DEU	353643 KBF1156791	CRG / TM / Vega	0	4	3:25,642 17 R	1 R	0:48,166	3	84 km/h 89,7 km/h
253		Bonsaudo, Louis	FRA	Louis Bonsaudo	FRA	219713 219713	ib17 / TM / Vega							EXCLUDED

SNr. 236,260,201,204,234,210 5 sec penalty Jump Start
 SNr. 232,261,228,219,258,217,264,241 5 sec penalty Frontfaring
 SNr. 253 Disqualification from the Race

Rennleitung: Kai Medefind Racedirektor: Thomas Lainer
 Sportkommissare: Th. Ferrero / U. Bell / H. Seidel / P. Acerbi
 Techn. Kommissare: H.-J. Dangers / M. Grasshoff / C. Schmidt / D. Pietzko / M. Somera / A. Mazzanti
 Zeitnahme: KART-DATA timing service Franz Schieszler / Martin Summerer

Zeitnahme / timekeeping
 Centro Schieszler
 Franz Schieszler



www.kart-dm.de

R 20 DSKM (KZ2) Race 2

Strecke / track: 1200

Fahrername Driver	Stell Daniel	Pex Stan	Pex Jorrit	Habulin Kristijan	Skáros Emil	Paul Maximilian	Schmitz Alexander	Lanzeni William	Specken Guust	Luyet Jean	Peklin Ivan	Tubben Max
schnellste Runde in Runde	0:48,660 Rn. 4	0:48,604 Rn. 4	0:48,341 Rn. 3	0:48,763 Rn. 4	0:48,559 Rn. 3	0:48,620 Rn. 3	0:48,173 Rn. 3	0:48,973 Rn. 4	0:49,130 Rn. 4	0:48,986 Rn. 4	0:49,577 Rn. 3	0:49,204 Rn. 3
Speed	88,8 km/h	88,9 km/h	89,4 km/h	88,6 km/h	89,0 km/h	88,9 km/h	89,7 km/h	88,2 km/h	87,9 km/h	88,2 km/h	87,1 km/h	87,8 km/h
Lap 1	0:51,503	0:52,120	0:51,246	0:52,214	0:51,367	0:51,047	0:50,556	0:51,919	0:53,062	0:51,662	0:53,517	0:53,805
Lap 2	0:49,402	0:49,260	0:48,778	0:49,289	0:49,575	0:49,435	0:48,816	0:49,978	0:49,697	0:49,384	0:50,120	0:50,485
Lap 3	0:48,764	0:48,776	0:48,341	0:49,350	0:48,559	0:48,620	0:48,173	0:49,076	0:49,656	0:49,171	0:49,577	0:49,204
Lap 4	0:48,660	0:48,604	0:49,220	0:48,763	0:48,663	0:48,699	0:49,039	0:48,973	0:49,130	0:48,986	0:49,733	0:49,521
Lap 5	0:50,751	0:50,841	0:51,269	0:50,557	0:50,627	0:50,734	0:50,974	0:50,687	0:49,488	0:50,761	0:51,161	0:50,219
Lap 6	0:55,912	0:55,781	0:57,590	25:01,006	0:55,473	0:57,058	0:55,352	0:56,722	0:57,133	0:57,323	0:56,217	0:57,413
Lap 7	23:38,531	23:40,354	23:38,511	1:15,284	23:38,549	23:41,729	23:38,547	23:45,725	23:46,152	23:43,968	23:54,574	23:50,848
Lap 8	1:21,265	1:20,170	1:21,252	0:59,479	1:22,021	1:19,005	1:22,428	1:16,985	1:18,241	1:17,846	1:13,670	1:16,000
Lap 9	1:00,954	1:04,789	1:05,248	0:59,011	1:05,828	1:05,100	1:06,116	1:04,539	1:03,781	1:05,348	1:01,556	1:03,712
Lap 10	1:00,097	1:01,534	1:02,133	1:00,656	1:03,585	1:03,405	1:01,986	1:02,725	1:01,070	1:01,995	1:00,784	0:59,123
Lap 11	1:01,054	1:01,485	1:02,553	1:01,236	1:03,696	1:03,912	1:02,439	1:04,152	1:02,589	1:03,664	1:02,297	1:01,928
Lap 12	1:01,421	1:00,011	1:01,837	0:58,833	1:02,301	1:01,362	1:02,685	1:02,191	1:02,039	1:02,327	1:02,430	1:02,645
Lap 13	1:00,116	0:57,745	0:58,703	0:59,805	0:58,443	0:58,892	0:59,903	0:58,131	0:58,667	0:58,816	1:00,254	0:58,561
Lap 14	1:00,189	0:57,723	0:58,793	1:02,329	0:59,428	0:59,416	1:01,717	0:59,698	1:00,187	0:59,597	1:00,164	0:59,665
Lap 15	0:59,898	0:58,687	0:59,324	1:01,261	1:00,095	1:01,103	1:00,568	1:00,019	1:00,238	1:00,935	1:02,038	1:02,524
Lap 16	1:00,669	0:58,712	1:00,481	1:04,537	1:02,680	1:02,269	1:02,013	1:02,073	1:03,145	1:01,693	1:04,788	1:02,072
Lap 17	1:01,464	1:00,990	1:03,478	1:03,127	1:04,882	1:04,157	1:06,540	1:04,956	1:03,808	1:04,612	1:05,075	1:06,886
Lap 18	1:01,865	1:01,808	1:04,535	1:05,304	1:05,699	1:05,993	1:06,717	1:06,433	1:07,031	1:08,716	1:05,083	1:06,019

R 20 DSKM (KZ2) Race 2

Strecke / track: 1200

Fahrername Driver	Stell Daniel	Pex Stan	Pex Jorrit	Habulin Kristijan	Skäras Emil	Paul Maximilian	Schmitz Alexander	Lanzeni William	Specken Guust	Luyet Jean	Peklin Ivan	Tubben Max
Lap 19	1:02,471	1:04,415	1:04,892	1:03,163	1:07,123	1:06,754	1:08,070	1:08,498	1:08,628	1:08,676	1:07,638	1:07,721
Lap 20	1:03,111	1:05,245	1:05,608	1:00,886	1:06,437	1:05,963	1:07,097	1:06,591	1:07,070	1:07,228	1:02,683	1:05,751
Lap 21	1:01,603	1:02,903	1:03,963		1:04,760	1:05,004	1:01,905	1:02,152	1:04,706	1:06,056	1:03,315	1:04,789



R 20 DSKM (KZ2) Race 2

Strecke / track: 1200

Fahrername Driver	Hiltbrand Pedro	Davies Dylan	Persson Benjamin	Baldi Alessio	Kremers Marijn	Cebrian Gerard	Varhaug Pål	Pieruszek Kevin	Giardelli Alessandro	Johansson Andreas	Prosperi Enrico	Tschentscher Toni
schnellste Runde in Runde	0:48,623 Rn. 2	0:49,097 Rn. 3	0:48,666 Rn. 3	0:48,834 Rn. 4	0:48,098 Rn. 3	0:49,508 Rn. 4	0:48,618 Rn. 3	0:48,762 Rn. 3	0:47,865 Rn. 3	0:48,528 Rn. 3	0:48,896 Rn. 3	0:48,580 Rn. 3
Speed	88,8 km/h	88,0 km/h	88,8 km/h	88,5 km/h	89,8 km/h	87,3 km/h	88,9 km/h	88,6 km/h	90,3 km/h	89,0 km/h	88,4 km/h	88,9 km/h
Lap 1	0:53,039	0:52,349	0:52,539	0:52,447	0:50,828	0:53,327	0:52,730	0:53,298	0:51,336	0:52,508	0:52,719	0:52,611
Lap 2	0:48,623	0:49,431	0:49,436	0:49,261	0:49,290	0:49,834	0:49,863	0:49,870	0:48,779	0:49,750	0:50,670	0:50,123
Lap 3	0:48,625	0:49,097	0:48,666	0:48,945	0:48,098	0:49,713	0:48,618	0:48,762	0:47,865	0:48,528	0:48,896	0:48,580
Lap 4	0:49,072	1:30,550	0:49,288	0:48,834	0:49,083	0:49,508	0:49,886	0:49,125	0:49,179	0:49,316	0:49,591	0:50,433
Lap 5	0:51,101	0:55,963	0:50,418	0:50,970	0:50,976	0:50,311	0:51,563	0:49,960	0:52,638	0:50,437	0:50,232	0:49,989
Lap 6	0:55,580	24:14,048	0:56,790	0:57,503	0:57,730	0:56,965	24:59,040	0:58,011	0:57,264	0:58,604	0:57,437	0:57,588
Lap 7	25:00,553	1:15,365	23:45,510	23:45,052	23:40,120	23:48,555	1:12,979	23:45,064	23:44,151	23:46,924	23:50,242	23:45,993
Lap 8	1:06,765	1:01,945	1:17,877	1:19,047	1:20,159	1:16,981	1:01,869	1:18,740	1:17,363	1:18,055	1:15,988	1:18,257
Lap 9	1:05,386	0:58,169	1:03,661	1:04,103	1:04,982	1:03,188	1:01,495	1:04,758	1:05,325	1:05,754	1:03,195	1:05,134
Lap 10	1:04,397	0:59,888	1:01,604	1:00,861	1:04,056	1:00,961	0:59,700	1:00,786	1:02,198	1:01,049	1:00,401	1:00,552
Lap 11	1:04,073	1:01,627	1:05,131	1:04,612	1:06,338	1:02,750	0:59,393	1:03,324	1:05,237	1:02,655	1:03,184	1:04,757
Lap 12	0:58,725	1:00,600	1:02,657	1:03,978	1:03,824	1:02,670	0:59,363	1:02,928	1:02,741	1:02,899	1:02,903	1:02,681
Lap 13	1:00,232	0:59,083	0:59,336	0:59,952	0:58,691	0:58,703	0:58,475	0:59,810	1:00,186	1:00,259	0:59,092	0:59,336
Lap 14	1:00,081	1:00,833	0:59,922	1:00,740	1:00,000	1:00,054	1:01,882	0:59,061	1:02,685	1:00,167	1:00,687	0:59,320
Lap 15	1:03,882	1:04,327	1:03,964	1:01,723	1:00,720	1:02,466	1:02,305	1:02,574	1:02,495	1:00,942	1:01,342	1:02,308
Lap 16	1:05,375	1:03,763	1:01,116	1:02,721	1:03,493	1:02,916	1:05,733	1:08,336	1:05,080	1:05,576	1:04,930	1:04,899
Lap 17	1:07,661	1:07,931	1:07,666	1:05,481	1:08,043	1:06,566	1:10,008	1:05,567	1:05,490	1:04,818	1:05,456	1:07,204
Lap 18	1:07,635	1:08,715	1:07,551	1:08,171	1:07,545	1:08,166	1:08,676	1:08,001	1:09,032	1:07,869	1:10,937	1:09,626

R 20 DSKM (KZ2) Race 2

Strecke / track: 1200

Fahrername Driver	Hiltbrand Pedro	Davies Dylan	Persson Benjamin	Baldi Alessio	Kremers Marijn	Cebrian Gerard	Varhaug Pål	Pieruszek Kevin	Giardelli Allesandro	Johansson Andreas	Prosperi Enrico	Tschentscher Toni
Lap 19	1:08,163	1:06,672	1:08,662	1:09,397	1:09,279	1:08,777	1:07,361	1:07,968	1:08,667	1:08,678	1:08,542	1:08,899
Lap 20	1:04,273	1:03,889	1:08,837	1:06,906	1:09,812	1:07,616	1:03,473	1:06,741	1:06,517	1:08,202	1:07,610	1:06,961
Lap 21			1:03,649	1:03,693	1:03,538	1:04,952	1:03,678	1:03,678	1:03,959	1:03,857	1:03,097	1:03,277


R 20 DSKM (KZ2) Race 2

Strecke / track: 1200

Fahrername Driver	Maticic André	Bonsouido Louis	Vasile Daniel	Horn Moritz	Benni Tommaso	Podobsky Lukas	Hold Christoph	Kallasmaa Kaspar	Rosati Fabrizio	Federer Fabian
schnellste Runde	0:48,612 Rn. 4	0:49,459 Rn. 4	0:48,958 Rn. 3	0:47,967 Rn. 3	0:48,770 Rn. 3	0:49,250 Rn. 4	0:49,075 Rn. 2	0:48,624 Rn. 4	0:48,941 Rn. 3	0:48,166 Rn. 3
Speed	88,9 km/h	87,3 km/h	88,2 km/h	90,1 km/h	88,6 km/h	87,7 km/h	88,0 km/h	88,8 km/h	88,3 km/h	89,7 km/h
Lap 1	0:52,775	0:53,475	0:51,947	0:49,242	0:53,270	0:54,067	0:53,295	0:53,007	0:52,065	0:50,681
Lap 2	0:49,283	0:49,679	0:49,343	0:48,292	0:49,538	0:50,123	0:49,075	0:50,602	0:49,403	0:48,286
Lap 3	0:48,992	0:49,711	0:48,958	0:47,967	0:48,770	0:49,480	0:50,049	0:50,023	0:48,941	0:48,166
Lap 4	0:48,612	0:49,459	0:48,993	0:48,681	0:49,981	0:49,250	0:49,366	0:48,624	0:49,150	0:49,127
Lap 5	0:51,518	0:50,725	0:51,212	0:49,872	0:49,718	0:50,516	0:52,486	0:50,353	0:50,927	
Lap 6	1:04,177	0:57,376	0:56,806	0:57,050	0:59,941	0:58,787	0:59,969	0:59,282		
Lap 7	23:55,030	23:54,302	23:44,813	23:55,383	23:54,974	23:55,820	23:51,118	23:54,896		
Lap 8	1:15,526	1:13,927	1:17,977	1:16,004	1:15,601	1:16,297	1:15,974	1:15,284		
Lap 9	1:04,558	1:04,341	1:04,893	1:05,550	1:06,781	1:04,702	1:04,855	1:02,835		
Lap 10	0:59,861	1:00,017	1:01,905	1:00,949	1:02,217	1:03,045	1:00,282	0:59,791		
Lap 11	0:59,497	1:02,144	1:03,636	1:00,061	1:03,752	1:02,510	1:02,905	1:02,112		
Lap 12	0:59,722	1:02,886	1:02,159	1:00,613	1:01,359	1:01,948	1:02,207	1:25,604		
Lap 13	0:58,661	0:59,607	0:58,701	0:58,485	1:00,433	1:00,302	1:00,617			
Lap 14	1:00,375	1:01,278	1:08,898	0:59,568	1:01,825	1:08,234	1:16,472			
Lap 15	1:00,460	1:01,100	1:05,021	1:00,116	1:02,648	1:05,620				
Lap 16	1:05,637	1:04,272	1:01,358	1:04,378	1:05,001					
Lap 17	1:06,077	1:06,541	1:04,516	1:06,270	1:06,331					
Lap 18	1:08,353	1:07,682	1:08,947	1:09,598	1:08,070					

**R 20 DSKM (KZ2) Race 2**

Strecke / track: 1200

Fahrername Driver	Matic André	Bonsaudo Louis	Vasile Daniel	Horn Moritz	Benni Tommaso	Podobsky Lukas	Hold Christoph	Kallasmaa Kaspar	Rosati Fabrizio	Federer Fabian
Lap 19	1:08,835	1:08,804	1:07,686	1:09,740	1:09,447					
Lap 20	1:06,416	1:08,378	1:08,702	1:07,634	1:07,674					
Lap 21	1:04,657	1:02,576	1:03,513	1:04,001	1:02,928					

DMSB RegNr 08-2018

R 16 DSKM (KZ2) Race 1

NEU - 1 - NEW

Strecke / track: 1200m

fastest Lap Kremers, Marijn at: 0:45,851


started: 34 classified: 34 not classified: 0

Doc. 1.1

Pos	Str. Nr.	Fahrer / Driver	Nation	Bewerber/Sponsor	Nation	Lizenz / B-Lizenz	Chassis/Motor/Reifen	Points	Runden Laps	Gesamtzeit Differenz	Abstand Gap	beste Runde best Lap	in R. in L.	o Geschw. g Speed
1	260	Hiltbrand, Pedro	ESP	CRG Holland	NLD	301202 15521	CRG / TM / Vega	*	21	16:18,205		0:46,073	15	92,7 km/h 93,8 km/h
2	236	Hold, Christoph	AUT	Maranellokart SRL	AUT	JK 2017 298671	Maranello / Modena / Vega	*	21	16:19,561 0:01,356	0:01,356	0:46,080	8	92,6 km/h 93,8 km/h
3	204	Federer, Fabian	ITA	SRP Racing Team	DEU	353643 KBF1156791	CRG / TM / Vega	25	21	16:21,189 0:02,984	0:01,628	0:46,073	19	92,5 km/h 93,8 km/h
4	201	Pex, Jorrit	NLD	CRG Holland	NLD	27382 15521	CRG / TM / Vega	20	21	16:21,943 0:03,738	0:00,754	0:46,010	8	92,4 km/h 93,9 km/h
5	223	Schmitz, Alexander	DEU	Alexander Schmitz	DEU	IKA 1120614 IKA 1120614	Tony Kart / Vortex / Vega	16	21	16:22,223 0:04,018	0:00,280	0:46,070	8	92,4 km/h 93,8 km/h
6	240	Skåras, Emil	SWE	ENERGY CORSE SRL	ITA	199805302191 295423	ENERGY / TM / Vega	13	21	16:22,349 0:04,144	0:00,126	0:45,977	17	92,4 km/h 94 km/h
7	242	Kremers, Marijn	ITA	BIREL ART RACING S.R.L.	ITA	28576 370004	BIREL ART / TM / Vega	11	21	16:22,582 0:04,377	0:00,233	0:45,851	7	92,3 km/h 94,2 km/h
8	214	Giardelli, Allesandro	ITA	CRG Holland	NLD	346470 15521	CRG / TM / Vega	10	21	16:24,504 0:06,299	0:01,922	0:45,901	19	92,1 km/h 94,1 km/h
9	251	Habulin, Kristijan	HRV	KK1	HRV	0646 1	TB kjart / TM / Vega	*	21	16:24,692 0:06,487	0:00,188	0:46,037	7	92,1 km/h 93,8 km/h
10	221	Stell, Daniel	DEU	Mach1 Motorsport	DEU	IKB 1138227 KBF 1005514	MACH1 / TM / Vega	9	21	16:26,722 0:08,517	0:02,030	0:46,039	18	91,9 km/h 93,8 km/h
11	234	Vasile, Daniel	ROU	DR S.R.L.	ITA	11 296449	DR / Modena / Vega	8	21	16:27,014 0:08,809	0:00,292	0:46,024	14	91,9 km/h 93,9 km/h
12	259	Luyet, Jean	CHE	CRG Holland	NLD	505028 15521	CRG / TM / Vega	*	21	16:27,260 0:09,055	0:00,246	0:45,952	10	91,9 km/h 94 km/h
13	224	Lanzeni, William	ITA	BIREL ART RACING KSW	AUT	355886 BK 102	BirelART / TM / Vega	7	21	16:27,351 0:09,146	0:00,091	0:46,166	7	91,9 km/h 93,6 km/h
14	215	Rosati, Fabrizio	ITA	SRP Racing Team	DEU	366705 KBF1156791	CRG / TM / Vega	6	21	16:29,853 0:11,648	0:02,502	0:46,258	8	91,6 km/h 93,4 km/h
15	233	Davies, Dylan	NLD	Zanardi racing team	NLD	18909 28613	Zanardi / TM / Vega	5	21	16:31,205 0:13,000	0:01,352	0:46,306	11	91,5 km/h 93,2 km/h
16	203	Pex, Stan	NLD	CRG Holland	NLD	31772 15521	CRG / TM / Vega	4	21	16:31,850 0:13,645	0:00,645	0:46,213	8	91,5 km/h 93,5 km/h
17	227	Tschentscher, Toni	DEU	SRP Racing Team	DEU	IKC 1133992 KBF 1156791	CRG / TM / Vega	3	21	16:32,928 0:14,723	0:01,078	0:46,415	18	91,4 km/h 93,1 km/h
18	231	Paul, Maximilian	DEU	DR S.R.L.	ITA	IKC 1140086 296449	DR / Modena / Vega	2	21	16:33,130 0:14,925	0:00,202	0:46,125	16	91,3 km/h 93,7 km/h
19	228	Pieruszek, Kevin	DEU	BIREL ART RACING KSW	AUT	IKB 1124247 BK 102	BirelART / TM / Vega	1	21	16:33,428 0:15,223	0:00,298	0:46,322	8	91,3 km/h 93,3 km/h
20	232	Maticic, André	DEU	Solgat Motorsport	DEU	IKB 1083048 KBF 1079882	BirelART / TM / Vega	0	21	16:33,868 0:15,663	0:00,440	0:46,342	8	91,3 km/h 93,2 km/h
21	217	Tornqvist-Persson, Benjamin	SWE	CRG Holland	NLD	199810314591 15521	CRG / TM / Vega	0	21	16:34,765 0:16,560	0:00,897	0:46,201	7	91,2 km/h 93,5 km/h
22	218	Tubben, Max	NLD	CRG Holland	NLD	33495 15521	CRG / TM / Vega	0	21	16:35,852 0:17,647	0:01,087	0:46,416	8	91,1 km/h 93,1 km/h
23	264	Baldi, Alessio	ITA	INTREPID DRIVER PROGRAM SRL	ITA	303173 295717	INTREPID / TM / Vega	*	21	16:37,290 0:19,085	0:01,438	0:46,185	9	91 km/h 93,5 km/h
24	258	Cebrian, Gerard	ESP	CRG Holland	NLD	461512220 15521	CRG / TM / Vega	*	21	16:37,711 0:19,506	0:00,421	0:46,426	14	90,9 km/h 93,1 km/h
25	261	Prosperi, Enrico	ESP	CRG Holland	NLD	IT80009 15521	CRG / TM / Vega	*	21	16:38,468 0:20,263	0:00,757	0:46,437	16	90,9 km/h 93,1 km/h
26	255	Podobsky, Lukas	CZE	Lukas Podobsky	CZE	18A50458 18A10101	BirelArt / TM / Vega	*	21	16:39,327 0:21,122	0:00,859	0:46,498	6	90,8 km/h 92,9 km/h
27	219	Johansson, Andreas	SWE	CRG Holland	NLD	199907225871 15521	CRG / TM / Vega	0	21	16:40,494 0:22,289	0:01,167	0:46,509	20	90,7 km/h 92,9 km/h
28	230	Varhaug, Pål	NOR	CRG Holland	NLD	28345 15521	CRG / TM / Vega	0	21	16:41,668 0:23,463	0:01,174	0:46,471	19	90,6 km/h 93 km/h
29	241	Peklin, Ivan	UKR	Victory Racing Team	UKR	CS 28.0009.11 CT 28.0005.18	Maranello / TM / Vega	0	21	16:42,055 0:23,850	0:00,387	0:46,516	8	90,5 km/h 92,9 km/h
30	252	Benni, Tommaso	ITA	Tommaso Benni	ITA	303851 303851	BIREL / TM RACING / Vega	*	21	16:48,107 0:29,902	0:06,052	0:46,715	18	90 km/h 92,5 km/h
31	253	Bonsaudo, Louis	FRA	Louis Bonsaudo	FRA	219713 219713	jb17 / TM / Vega	*	13	10:48,367 8 R	8 R	0:46,382	13	86,6 km/h 93,1 km/h
32	254	Kallasmaa, Kaspar	EST	Kaspar Kallasmaa	EST	K 912 115 E	Energy / TM / Vega	*	5	4:41,230 16 R	8 R	0:47,420	4	76,8 km/h 91,1 km/h
33	212	Specken, Guust	NLD	Guust Specken	NLD	33443 33443	Gillard / Vortex / Vega	0	4	3:30,371 17 R	1 R	0:47,366	3	82,1 km/h 91,2 km/h
34	210	Horn, Moritz	DEU	TB Racing Team	DEU	IKB 1132818 KBF 1116906	Kart Republic / TM / Vega	0	1	1:05,600 20 R	3 R	0:59,400	1	65,9 km/h 72,7 km/h

SNr. 230,252,264 5 sec penalty Frontfaring
 SNr. 212 5 sec penalty Pushing

Rennleitung: Kai Medefind Racedirektor: Thomas Lainer
 Sportkommissare: Th. Ferrero / U. Bell / H. Seidel / P. Acerbi
 Techn. Kommissare: H-J. Dangers / M. Grasshoff / C. Schmidt / D. Pietzko / M. Somera / A. Mazzanti
 Zeitnahme: KART-DATA timing service Franz Schieszler / Martin Summerer

Zeitnahme / timekeeping
 control

 Franz Schieszler



www.kart-dm.de



NEU-1-NEW

17	210	TB Racing Team Horn Moritz Startposition 34	17	212	Guust Specken Specken Guust Startposition 33
16	254	Kaspar Kallasmaa Kallasmaa Kaspar Startposition 32	16	253	Louis Bonsaudo Bonsaudo Louis Startposition 31
15	252	Tommaso Benni Benni Tommaso Startposition 30	15	241	Victory Racing Team Peklin Ivan Startposition 29
14	230	CRG Holland Varhaug Pål Startposition 28	14	219	CRG Holland Johansson Andreas Startposition 27
13	255	Lukas Podobsky Podobsky Lukas Startposition 26	13	261	CRG Holland Prosperi Enrico Startposition 25
12	258	CRG Holland Cebrian Gerard Startposition 24	12	264	INTREPID DRIVER PROGRAM SRL Baldi Alessio Startposition 23
11	218	CRG Holland Tubben Max Startposition 22	11	217	CRG Holland Tornqvist-Persson Benjamin Startposition 21
10	232	Solgar Motorsport Maticic André Startposition 20	10	228	BIREL ART RACING KSW Pieruszek Kevin Startposition 19
9	231	DR S.R.L. Paul Maximilian Startposition 18	9	227	SRP Racing Team Tschentscher Toni Startposition 17
8	203	CRG Holland Pex Stan Startposition 16	8	233	Zanardi racing team Davies Dylan Startposition 15
7	215	SRP Racing Team Rosati Fabrizio Startposition 14	7	224	BIREL ART RACING KSW Lanzeni William Startposition 13
6	259	CRG Holland Luyet Jean Startposition 12	6	234	DR S.R.L. Vasile Daniel Startposition 11
5	221	Mach1 Motorsport Stell Daniel Startposition 10	5	251	KK1 Habulin Kristijan Startposition 9
4	214	CRG Holland Giardelli Allesandro Startposition 8	4	242	BIREL ART RACING S.R.L. Kremers Marijn Startposition 7
3	240	ENERGY CORSE SRL Skåras Emil Startposition 6	3	223	Alexander Schmitz Schmitz Alexander Startposition 5
2	201	CRG Holland Pex Jorrit Startposition 4	2	204	SRP Racing Team Federer Fabian Startposition 3
1	236	Maranellokart SRL Hold Christoph Startposition 2	1	260	CRG Holland Hiltbrand Pedro Startposition 1

Starting Grid DSKM (KZ2)

Rennen 20 Race 2

R 16 DSKM (KZ2) Race 1

Strecke / track: 1200

Fahrenname Driver	Hiltbrand Pedro	Hold Christoph	Federer Fabian	Pex Jorrit	Schmitz Alexander	Skåras Emil	Kremers Marijn	Giardelli Alessandro	Habulin Kristijan	Stell Daniel	Vasile Daniel	Luyet Jean
schnellste Runde	0:46,073 Rn. 15	0:46,080 Rn. 8	0:46,073 Rn. 19	0:46,010 Rn. 8	0:46,070 Rn. 8	0:45,977 Rn. 17	0:45,851 Rn. 7	0:45,901 Rn. 19	0:46,037 Rn. 7	0:46,039 Rn. 18	0:46,024 Rn. 14	0:45,952 Rn. 10
Speed	93,8 km/h	93,8 km/h	93,8 km/h	93,9 km/h	93,8 km/h	94,0 km/h	94,2 km/h	94,1 km/h	93,8 km/h	93,8 km/h	93,9 km/h	94,0 km/h
Lap 1	0:52,760	0:49,264	0:53,396	0:49,510	0:49,926	0:50,257	0:50,673	0:51,088	0:50,775	0:50,510	0:51,278	0:51,246
Lap 2	0:47,122	0:47,134	0:46,972	0:47,292	0:47,246	0:46,961	0:47,533	0:46,923	0:47,253	0:47,084	0:47,525	0:47,467
Lap 3	0:46,694	0:46,755	0:46,574	0:46,978	0:46,545	0:46,681	0:46,352	0:46,560	0:47,019	0:46,679	0:47,540	0:47,331
Lap 4	0:46,485	0:46,416	0:46,505	0:46,415	0:46,470	0:47,239	0:46,506	0:46,332	0:46,942	0:46,498	0:46,625	0:47,841
Lap 5	0:46,292	0:46,484	0:46,207	0:46,322	0:46,269	0:46,757	0:46,241	0:46,732	0:46,328	0:46,374	0:46,231	0:46,758
Lap 6	0:46,326	0:46,314	0:46,143	0:46,246	0:46,175	0:46,100	0:46,197	0:46,729	0:46,433	0:46,291	0:46,149	0:46,269
Lap 7	0:46,176	0:46,209	0:46,171	0:46,158	0:46,094	0:46,038	0:45,851	0:45,950	0:46,037	0:46,205	0:46,082	0:46,003
Lap 8	0:46,114	0:46,080	0:46,105	0:46,010	0:46,070	0:46,614	0:46,538	0:46,382	0:46,239	0:47,163	0:46,074	0:45,981
Lap 9	0:46,097	0:46,156	0:46,094	0:46,017	0:46,177	0:46,578	0:46,135	0:46,728	0:46,737	0:46,684	0:46,304	0:46,087
Lap 10	0:46,138	0:46,104	0:46,921	0:46,590	0:47,424	0:46,116	0:46,173	0:46,073	0:46,164	0:46,085	0:46,157	0:45,952
Lap 11	0:46,109	0:46,283	0:46,278	0:46,323	0:46,699	0:46,871	0:47,344	0:47,051	0:46,992	0:47,074	0:46,885	0:46,183
Lap 12	0:46,145	0:46,204	0:46,080	0:46,148	0:46,167	0:46,108	0:46,076	0:47,273	0:46,311	0:47,765	0:46,685	0:46,645
Lap 13	0:46,111	0:46,276	0:46,129	0:46,187	0:46,187	0:46,061	0:46,082	0:46,132	0:46,131	0:46,075	0:46,113	0:46,176
Lap 14	0:46,093	0:46,107	0:46,093	0:46,118	0:46,211	0:46,054	0:46,077	0:46,022	0:46,122	0:46,056	0:46,024	0:46,046
Lap 15	0:46,073	0:46,216	0:46,158	0:46,125	0:46,212	0:46,066	0:46,120	0:46,009	0:46,132	0:46,051	0:46,148	0:46,109
Lap 16	0:46,109	0:46,093	0:46,110	0:46,219	0:46,279	0:46,090	0:46,086	0:46,347	0:46,151	0:47,154	0:47,381	0:47,255
Lap 17	0:46,151	0:46,162	0:46,095	0:46,211	0:46,219	0:45,977	0:46,148	0:46,001	0:46,167	0:46,061	0:46,058	0:46,124
Lap 18	0:46,193	0:46,154	0:46,115	0:46,235	0:46,161	0:46,142	0:45,979	0:46,015	0:46,142	0:46,039	0:46,078	0:46,540

R 16 DSKM (KZ2) Race 1

Strecke / track: 1200

Fahrername Driver	Hiltbrand	Hold	Federer	Pex	Schmitz	Skäras	Kremers	Giardelli	Habulin	Stell	Vasile	Luyet
Lap 19	Pedro	0:46,162	0:46,073	0:46,091	0:46,135	0:46,034	0:46,100	0:45,901	0:46,170	0:46,227	0:46,555	0:46,419
Lap 20		0:46,258	0:46,180	0:46,284	0:46,235	0:46,128	0:46,170	0:46,457	0:46,389	0:46,521	0:46,484	0:46,090
Lap 21		0:46,380	0:46,861	0:47,810	0:46,864	0:46,672	0:46,410	0:46,542	0:46,984	0:47,147	0:47,343	0:46,923

R 16 DSKM (KZ2) Race 1

Strecke / track: 1200

Fahrername Driver	Lanzeni William	Davies Dylan	Pex Stan	Tschentscher Toni	Paul Maximilian	Pieruszek Kevin	Maticic André	Persson Benjamin	Rosati Fabrizio	Tubben Max	Baldi Alessio	Cebrian Gerard
schnellste Runde in Runde	0:46,166 Rn. 7	0:46,306 Rn. 11	0:46,213 Rn. 8	0:46,415 Rn. 18	0:46,125 Rn. 16	0:46,322 Rn. 8	0:46,342 Rn. 8	0:46,201 Rn. 7	0:46,258 Rn. 8	0:46,416 Rn. 8	0:46,185 Rn. 9	0:46,426 Rn. 14
Speed	93,6 km/h	93,3 km/h	93,5 km/h	93,1 km/h	93,7 km/h	93,3 km/h	93,2 km/h	93,5 km/h	93,4 km/h	93,1 km/h	93,5 km/h	93,1 km/h
Lap 1	0:51,080	0:51,751	0:52,046	0:51,847	0:51,777	0:51,410	0:51,164	0:52,414	0:50,485	0:51,993	0:52,025	0:52,394
Lap 2	0:47,659	0:47,472	0:49,136	0:47,377	0:48,675	0:47,356	0:47,461	0:47,743	0:47,985	0:48,480	0:49,076	0:48,900
Lap 3	0:47,310	0:47,354	0:46,980	0:47,471	0:46,919	0:47,592	0:47,638	0:46,898	0:47,454	0:46,727	0:46,971	0:46,997
Lap 4	0:46,905	0:48,046	0:47,359	0:47,790	0:49,176	0:48,230	0:46,968	0:49,571	0:48,711	0:49,058	0:48,329	0:47,402
Lap 5	0:46,421	0:46,510	0:46,993	0:46,745	0:46,956	0:47,156	0:47,734	0:48,282	0:46,591	0:47,106	0:46,649	0:47,953
Lap 6	0:46,323	0:47,015	0:46,399	0:46,677	0:46,483	0:46,966	0:48,108	0:46,524	0:46,394	0:46,442	0:46,517	0:47,284
Lap 7	0:46,166	0:46,318	0:46,443	0:46,420	0:46,208	0:46,425	0:46,463	0:46,201	0:46,355	0:46,497	0:46,468	0:47,443
Lap 8	0:46,236	0:46,385	0:46,213	0:46,598	0:46,235	0:46,322	0:46,342	0:46,545	0:46,258	0:46,416	0:46,239	0:46,534
Lap 9	0:46,250	0:46,398	0:46,271	0:47,069	0:46,898	0:46,527	0:46,409	0:46,959	0:46,409	0:46,925	0:46,185	0:46,574
Lap 10	0:46,317	0:46,470	0:46,533	0:46,555	0:46,253	0:46,602	0:46,632	0:47,050	0:46,590	0:46,589	0:47,152	0:46,875
Lap 11	0:46,378	0:46,306	0:46,391	0:46,460	0:46,468	0:46,504	0:46,603	0:46,268	0:46,522	0:46,513	0:46,437	0:46,490
Lap 12	0:46,993	0:46,438	0:46,775	0:46,534	0:46,549	0:46,547	0:47,352	0:46,502	0:46,436	0:46,638	0:46,697	0:46,548
Lap 13	0:46,299	0:46,402	0:46,256	0:46,471	0:46,464	0:46,526	0:46,498	0:46,390	0:46,476	0:46,821	0:46,326	0:46,549
Lap 14	0:46,199	0:46,353	0:46,300	0:46,476	0:46,212	0:46,442	0:46,362	0:46,304	0:46,435	0:46,477	0:46,297	0:46,426
Lap 15	0:46,271	0:46,360	0:46,373	0:46,501	0:46,184	0:46,467	0:46,408	0:46,369	0:46,426	0:46,427	0:46,272	0:46,485
Lap 16	0:46,413	0:46,432	0:46,317	0:46,615	0:46,125	0:47,130	0:46,423	0:46,300	0:46,434	0:46,578	0:46,430	0:46,546
Lap 17	0:46,174	0:46,342	0:46,439	0:47,211	0:46,425	0:46,673	0:46,607	0:46,319	0:46,503	0:46,466	0:46,489	0:46,797
Lap 18	0:46,550	0:46,493	0:46,423	0:46,415	0:46,396	0:46,515	0:46,904	0:46,470	0:46,438	0:47,116	0:46,370	0:46,578

**R 16 DSKM (KZ2) Race 1**

Strecke / track: 1200

Fahrername Driver	Lanzeni William	Davies Dylan	Pex Stan	Tschentscher Toni	Paul Maximilian	Pieruszek Kevin	Matisic André	Persson Benjamin	Rosati Fabrizio	Tubben Max	Baldi Alessio	Cebrian Gerard
Lap 19	0:46,772	0:46,492	0:46,381	0:46,466	0:46,391	0:46,406	0:46,455	0:46,426	0:46,328	0:46,609	0:46,406	0:46,436
Lap 20	0:46,292	0:46,602	0:46,343	0:46,458	0:46,411	0:46,900	0:46,553	0:46,472	0:46,515	0:46,644	0:46,407	0:46,605
Lap 21	0:46,613	0:46,838	0:46,433	0:46,682	0:46,468	0:46,505	0:46,642	0:46,523	0:46,500	0:46,796	0:46,450	0:46,752

R 16 DSKM (KZ2) Race 1

Strecke / track: 1200

Fahrername Driver	Prosperi Enrico	Podobsky Lukas	Johansson Andreas	Varhaug Pål	Peklin Ivan	Benni Tommaso	Bonsaudo Louis	Kallasmaa Kaspar	Specken Guust	Horn Moritz
schnellste Runde	0:46,437 Rn. 16	0:46,498 Rn. 6	0:46,509 Rn. 20	0:46,471 Rn. 19	0:46,516 Rn. 8	0:46,715 Rn. 18	0:46,382 Rn. 13	0:47,420 Rn. 4	0:47,366 Rn. 3	0:59,400 Rn. 1
Speed	93,0 km/h	92,9 km/h	92,9 km/h	93,0 km/h	92,9 km/h	92,5 km/h	93,1 km/h	91,1 km/h	91,2 km/h	72,7 km/h
Lap 1	0:52,182	0:52,736	0:52,548	0:51,650	0:52,491	0:52,685	0:53,775	0:52,553	0:52,501	0:59,400
Lap 2	0:48,609	0:49,367	0:50,152	0:49,137	0:49,242	0:49,166	0:49,148	0:49,983	0:49,702	
Lap 3	0:46,999	0:47,068	0:47,367	0:47,034	0:47,271	0:48,086	0:47,505	0:47,492	0:47,366	
Lap 4	0:50,305	0:46,955	0:47,190	0:47,666	0:47,356	0:47,425	0:47,950	0:47,420	0:48,149	
Lap 5	0:47,134	0:47,377	0:47,665	0:46,747	0:47,345	0:47,278	1:09,562	1:15,749		
Lap 6	0:47,127	0:46,498	0:47,133	0:46,603	0:46,775	0:48,185	0:47,038			
Lap 7	0:46,529	0:46,520	0:46,675	0:46,757	0:46,965	0:47,097	0:46,731			
Lap 8	0:46,529	0:46,841	0:46,550	0:46,847	0:46,516	0:46,831	0:46,556			
Lap 9	0:46,641	0:46,904	0:46,709	0:47,997	0:46,670	0:47,027	0:46,746			
Lap 10	0:47,443	0:46,650	0:47,458	0:47,661	0:48,182	0:46,951	0:46,603			
Lap 11	0:46,536	0:46,641	0:46,750	0:46,501	0:46,794	0:46,829	0:46,668			
Lap 12	0:46,490	0:46,598	0:46,945	0:46,567	0:47,411	0:46,775	0:46,457			
Lap 13	0:46,587	0:46,860	0:46,524	0:46,489	0:46,704	0:46,722	0:46,382			
Lap 14	0:46,575	0:46,547	0:46,825	0:46,484	0:46,856	0:47,118				
Lap 15	0:46,581	0:47,267	0:46,582	0:46,589	0:46,630	0:46,762				
Lap 16	0:46,437	0:46,700	0:46,622	0:46,548	0:46,736	0:46,822				
Lap 17	0:46,518	0:47,218	0:46,639	0:46,525	0:47,030	0:46,874				
Lap 18	0:46,558	0:46,801	0:46,622	0:46,529	0:46,811	0:46,715				

**R 16 DSKM (KZ2) Race 1**

Strecke / track: 1200

Fahrername Driver	Prosperi Enrico	Podobsky Lukas	Johansson Andreas	Varhaug Pål	Peklin Ivan	Benni Tommaso	Bonsaudo Louis	Kallasmaa Kaspar	Specken Guust	Horn Moritz
Lap 19	0:46,812	0:47,200	0:46,804	0:46,471	0:46,763	0:46,761				
Lap 20	0:46,523	0:46,664	0:46,509	0:46,588	0:46,855	0:46,849				
Lap 21	0:46,521	0:47,010	0:46,840	0:46,629	0:46,847	0:47,106				

R 16 DSKM (KZ2) Race 1

Ziel		Sektion 1		Sektion 2		Sektion 3	
Fahrername	Zeit	Fahrername	Zeit	Fahrername	Zeit	Fahrername	Zeit
1 242 Kremers,Marijn	0:45,851	234 Vasile,Daniel	0:17,978	214 Giardelli,Alessandro	0:14,290	259 Luyet,Jean	0:13,478
2 214 Giardelli,Alessandro	0:45,901	242 Kremers,Marijn	0:17,982	242 Kremers,Marijn	0:14,334	201 Pex,Jorrit	0:13,496
3 359 Luyet,Jean	0:45,952	214 Giardelli,Alessandro	0:18,003	221 Stell,Daniel	0:14,349	236 Hold,Christoph	0:13,522
4 240 Skaras,Emil	0:45,977	240 Skaras,Emil	0:18,006	234 Vasile,Daniel	0:14,363	242 Kremers,Marijn	0:13,523
5 201 Pex,Jorrit	0:46,010	204 Federer,Fabian	0:18,007	260 Hiltbrand,Pedro	0:14,372	234 Vasile,Daniel	0:13,524
6 234 Vasile,Daniel	0:46,024	259 Luyet,Jean	0:18,013	240 Skaras,Emil	0:14,384	240 Skaras,Emil	0:13,530
7 251 Habulin,Kristijan	0:46,037	221 Stell,Daniel	0:18,014	251 Habulin,Kristijan	0:14,404	251 Habulin,Kristijan	0:13,554
8 221 Stell,Daniel	0:46,039	223 Schmitz,Alexander	0:18,018	259 Luyet,Jean	0:14,413	223 Schmitz,Alexander	0:13,559
9 223 Schmitz,Alexander	0:46,070	236 Hold,Christoph	0:18,032	224 Lanzeni,William	0:14,417	221 Stell,Daniel	0:13,559
10 260 Hiltbrand,Pedro	0:46,073	251 Habulin,Kristijan	0:18,044	223 Schmitz,Alexander	0:14,425	214 Giardelli,Alessandro	0:13,561
11 204 Federer,Fabian	0:46,073	231 Paul,Maximilian	0:18,047	236 Hold,Christoph	0:14,429	204 Federer,Fabian	0:13,563
12 236 Hold,Christoph	0:46,080	201 Pex,Jorrit	0:18,050	201 Pex,Jorrit	0:14,437	260 Hiltbrand,Pedro	0:13,564
13 231 Paul,Maximilian	0:46,125	217 Tornqvist-Persson,Benjan	0:18,063	204 Federer,Fabian	0:14,445	203 Pex,Stan	0:13,577
14 224 Lanzeni,William	0:46,166	203 Pex,Stan	0:18,076	231 Paul,Maximilian	0:14,459	264 Baldi,Alessio	0:13,578
15 264 Baldi,Alessio	0:46,185	260 Hiltbrand,Pedro	0:18,080	233 Davies,Dylan	0:14,460	231 Paul,Maximilian	0:13,583
16 217 Tornqvist-Persson,Benjan	0:46,201	264 Baldi,Alessio	0:18,085	217 Tornqvist-Persson,Benjan	0:14,462	224 Lanzeni,William	0:13,600
17 203 Pex,Stan	0:46,213	232 Matisic,André	0:18,097	230 Varhaug,Pål	0:14,472	217 Tornqvist-Persson,Benjan	0:13,608
18 215 Rosati,Fabrizio	0:46,258	224 Lanzeni,William	0:18,099	255 Podobsky,Lukas	0:14,474	253 Bonsaudo,Louis	0:13,616
19 233 Davies,Dylan	0:46,306	215 Rosati,Fabrizio	0:18,100	215 Rosati,Fabrizio	0:14,481	215 Rosati,Fabrizio	0:13,620
20 228 Pieruszek,Kevin	0:46,322	218 Tubben,Max	0:18,101	253 Bonsaudo,Louis	0:14,482	228 Pieruszek,Kevin	0:13,620
21 232 Matisic,André	0:46,342	228 Pieruszek,Kevin	0:18,107	264 Baldi,Alessio	0:14,490	233 Davies,Dylan	0:13,627
22 253 Bonsaudo,Louis	0:46,382	219 Johansson,Andreas	0:18,127	203 Pex,Stan	0:14,499	232 Matisic,André	0:13,632
23 227 Tschentscher,Toni	0:46,415	227 Tschentscher,Toni	0:18,148	227 Tschentscher,Toni	0:14,502	227 Tschentscher,Toni	0:13,633
24 218 Tubben,Max	0:46,416	261 Prosperi,Enrico	0:18,148	258 Cebrían,Gerard	0:14,509	258 Cebrían,Gerard	0:13,639
25 258 Cebrían,Gerard	0:46,426	255 Podobsky,Lukas	0:18,152	218 Tubben,Max	0:14,523	219 Johansson,Andreas	0:13,641
26 261 Prosperi,Enrico	0:46,437	233 Davies,Dylan	0:18,163	228 Pieruszek,Kevin	0:14,531	218 Tubben,Max	0:13,671
27 230 Varhaug,Pål	0:46,471	258 Cebrían,Gerard	0:18,169	261 Prosperi,Enrico	0:14,532	230 Varhaug,Pål	0:13,672
28 255 Podobsky,Lukas	0:46,498	241 Peklin,Ivan	0:18,181	241 Peklin,Ivan	0:14,536	261 Prosperi,Enrico	0:13,687
29 219 Johansson,Andreas	0:46,509	252 Benni,Tommaso	0:18,196	232 Matisic,André	0:14,543	241 Peklin,Ivan	0:13,713
30 241 Peklin,Ivan	0:46,516	230 Varhaug,Pål	0:18,205	219 Johansson,Andreas	0:14,575	252 Benni,Tommaso	0:13,732
31 252 Benni,Tommaso	0:46,715	253 Bonsaudo,Louis	0:18,225	252 Benni,Tommaso	0:14,664	255 Podobsky,Lukas	0:13,740
32 212 Specken,Guust	0:47,366	254 Kallasmaa,Kaspar	0:18,341	212 Specken,Guust	0:14,789	212 Specken,Guust	0:13,983
33 254 Kallasmaa,Kaspar	0:47,420	212 Specken,Guust	0:18,416	254 Kallasmaa,Kaspar	0:14,833	254 Kallasmaa,Kaspar	0:14,075
34 210 Horn,Moritz	0:59,400	210 Horn,Moritz	0:24,343	210 Horn,Moritz	0:17,613	210 Horn,Moritz	0:17,444

R 16 DSKM (KZ2) Race 1

Die schnellsten Zeiten

Ort	Nr. Fahrername	Zeit	Streckenl.	Ø Speed
Ziel	242 Kreiners,Marlijn	0:45,851	1200 m	94,2 km/h
Sektion 1	234 Vastle,Daniel	0:17,978	531 m	106,3 km/h
Sektion 2	214 Giardelli,Alessandro	0:14,290	390 m	98,3 km/h
Sektion 3	259 Luyet,Jeann	0:13,478	279 m	74,5 km/h

	Smr.260 Hiltbrand,Pedro ESP CRG Holland			Smr.236 Holdt,Christoph AUT Maranellokart SRL			Smr.204 Federer,Fabian ITA SRP Racing Team			Smr.201 Pex,Jorrit NLD CRG Holland			Smr.223 Schmitz,Alexander DEU Alexander Schmitz		
	theoretisch mögliche Bestzeit	Ziel	Sektion 3	theoretisch mögliche Bestzeit	Ziel	Sektion 3	theoretisch mögliche Bestzeit	Ziel	Sektion 3	theoretisch mögliche Bestzeit	Ziel	Sektion 3	theoretisch mögliche Bestzeit	Ziel	Sektion 3
best	0:46,073	0:18,080	0:14,372	0:46,080	0:18,032	0:14,429	0:46,073	0:18,007	0:14,445	0:46,010	0:18,050	0:14,437	0:46,070	0:18,018	0:14,425
Runde 1	0:52,760	0:21,127	0:14,821	0:49,264	0:20,221	0:14,990	0:53,396	0:23,548	0:15,382	0:49,510	0:20,379	0:15,104	0:49,926	0:20,740	0:15,182
Runde 2	0:47,122	0:18,469	0:14,750	0:47,134	0:18,404	0:14,799	0:46,972	0:18,288	0:14,805	0:47,292	0:18,526	0:14,877	0:47,246	0:18,451	0:14,858
Runde 3	0:46,694	0:18,330	0:14,574	0:46,755	0:18,322	0:14,623	0:46,574	0:18,123	0:14,663	0:46,978	0:18,564	0:14,639	0:46,545	0:18,266	0:14,538
Runde 4	0:46,485	0:18,226	0:14,509	0:46,416	0:18,165	0:14,561	0:46,505	0:18,196	0:14,567	0:46,415	0:18,183	0:14,593	0:46,470	0:18,236	0:14,548
Runde 5	0:46,292	0:18,148	0:14,414	0:46,484	0:18,255	0:14,561	0:46,207	0:18,038	0:14,512	0:46,322	0:18,141	0:14,541	0:46,269	0:18,097	0:14,510
Runde 6	0:46,326	0:18,163	0:14,468	0:46,314	0:18,162	0:14,494	0:46,143	0:18,014	0:14,479	0:46,246	0:18,085	0:14,504	0:46,175	0:18,105	0:14,437
Runde 7	0:46,176	0:18,131	0:14,433	0:46,209	0:18,135	0:14,524	0:46,171	0:18,007	0:14,560	0:46,158	0:18,082	0:14,504	0:46,094	0:18,069	0:14,425
Runde 8	0:46,114	0:18,138	0:14,400	0:46,080	0:18,032	0:14,492	0:46,105	0:18,027	0:14,474	0:46,010	0:18,050	0:14,437	0:46,070	0:18,018	0:14,467
Runde 9	0:46,097	0:18,080	0:14,372	0:46,156	0:18,148	0:14,439	0:46,094	0:18,013	0:14,452	0:46,017	0:18,070	0:14,451	0:46,177	0:18,046	0:14,559
Runde 10	0:46,138	0:18,148	0:14,416	0:46,104	0:18,109	0:14,467	0:46,921	0:18,091	0:14,698	0:46,590	0:18,427	0:14,583	0:47,424	0:18,614	0:14,734
Runde 11	0:46,109	0:18,116	0:14,411	0:46,283	0:18,108	0:14,608	0:46,278	0:18,136	0:14,540	0:46,323	0:18,131	0:14,620	0:46,699	0:18,502	0:14,567
Runde 12	0:46,145	0:18,166	0:14,388	0:46,204	0:18,164	0:14,461	0:46,080	0:18,011	0:14,473	0:46,148	0:18,084	0:14,513	0:46,167	0:18,140	0:14,457
Runde 13	0:46,111	0:18,113	0:14,428	0:46,276	0:18,164	0:14,535	0:46,129	0:18,033	0:14,506	0:46,187	0:18,104	0:14,521	0:46,187	0:18,132	0:14,469
Runde 14	0:46,093	0:18,130	0:14,378	0:46,107	0:18,125	0:14,442	0:46,093	0:18,047	0:14,479	0:46,118	0:18,076	0:14,543	0:46,211	0:18,131	0:14,457
Runde 15	0:46,073	0:18,133	0:14,376	0:46,216	0:18,197	0:14,432	0:46,158	0:18,048	0:14,505	0:46,125	0:18,107	0:14,466	0:46,212	0:18,163	0:14,461
Runde 16	0:46,109	0:18,106	0:14,381	0:46,093	0:18,142	0:14,429	0:46,110	0:18,056	0:14,491	0:46,219	0:18,112	0:14,537	0:46,279	0:18,169	0:14,485
Runde 17	0:46,151	0:18,144	0:14,432	0:46,162	0:18,109	0:14,488	0:46,095	0:18,039	0:14,464	0:46,211	0:18,113	0:14,540	0:46,219	0:18,133	0:14,527
Runde 18	0:46,193	0:18,199	0:14,410	0:46,154	0:18,164	0:14,450	0:46,115	0:18,068	0:14,445	0:46,235	0:18,115	0:14,550	0:46,161	0:18,115	0:14,457
Runde 19	0:46,149	0:18,159	0:14,412	0:46,162	0:18,134	0:14,454	0:46,073	0:18,015	0:14,493	0:46,091	0:18,078	0:14,461	0:46,135	0:18,094	0:14,474
Runde 20	0:46,159	0:18,106	0:14,424	0:46,258	0:18,181	0:14,509	0:46,180	0:18,068	0:14,532	0:46,284	0:18,126	0:14,594	0:46,235	0:18,146	0:14,502
Runde 21	0:46,315	0:18,166	0:14,421	0:46,380	0:18,134	0:14,597	0:46,861	0:18,143	0:15,049	0:47,810	0:18,240	0:15,778	0:46,864	0:18,127	0:14,665
															0:14,072

GERMAN KARTING CHAMPIONSHIPS 2018

13-15 / 04 / 2018

DMSB RegNr 88-2018

R 16 DSKM (KZ2) Race 1

Die schnellsten Zeiten

Ort	Nr. Fahrername	Zeit	Streckl.	Ø Speed
Ziel	242 Kremers,Marlijn	0:45,851	1200 m	94,2 km/h
Sektion 1	234 Vastle,Daniel	0:17,978	531 m	106,3 km/h
Sektion 2	214 Giardelli,Allesandro	0:14,290	390 m	98,3 km/h
Sektion 3	259 Luyet,Jeann	0:13,478	279 m	74,5 km/h

	Smr.240 Sküras,Emil SWE ENERGY CORSE SRL		Smr.242 Kremers,Marlijn ITA BIREL ART RACING S.R.L.		Smr.214 Giardelli,Allesandro ITA CRG Holland		Smr.251 Habulin,Kristijan HRV KKI		Smr.221 Stall,Daniel DEU Mach1 Motorsport							
	theoretisch mögliche Bestzeit	Ziel	theoretisch mögliche Bestzeit	Ziel	theoretisch mögliche Bestzeit	Ziel	theoretisch mögliche Bestzeit	Ziel	theoretisch mögliche Bestzeit	Ziel						
best	0:45,977	0:18,006	0:14,384	0:13,530	0:45,851	0:17,982	0:14,334	0:13,523	0:46,037	0:18,044	0:14,404	0:13,554	0:46,039	0:18,014	0:14,349	0:13,559
Runde 1	0:50,257	0:20,583	0:15,303	0:14,371	0:50,673	0:20,379	0:15,749	0:14,545	0:50,775	0:20,745	0:15,326	0:14,704	0:50,510	0:20,523	0:15,509	0:14,478
Runde 2	0:46,961	0:18,382	0:14,731	0:13,848	0:47,533	0:18,446	0:14,976	0:14,111	0:47,253	0:18,649	0:14,798	0:13,806	0:47,084	0:18,399	0:14,731	0:13,954
Runde 3	0:46,681	0:18,252	0:14,640	0:13,789	0:46,352	0:18,135	0:14,497	0:13,720	0:47,019	0:18,702	0:14,576	0:13,741	0:46,679	0:18,262	0:14,655	0:13,762
Runde 4	0:47,239	0:18,451	0:14,638	0:14,150	0:46,506	0:18,254	0:14,611	0:13,641	0:46,942	0:18,506	0:14,735	0:13,701	0:46,498	0:18,176	0:14,549	0:13,773
Runde 5	0:46,757	0:18,524	0:14,561	0:13,672	0:46,241	0:18,066	0:14,515	0:13,660	0:46,328	0:18,140	0:14,490	0:13,698	0:46,374	0:18,154	0:14,486	0:13,734
Runde 6	0:46,100	0:18,071	0:14,394	0:13,635	0:46,197	0:18,246	0:14,377	0:13,574	0:46,433	0:18,136	0:14,613	0:13,684	0:46,291	0:18,091	0:14,468	0:13,732
Runde 7	0:46,038	0:18,006	0:14,453	0:13,579	0:45,851	0:17,982	0:14,346	0:13,523	0:46,037	0:18,053	0:14,427	0:13,557	0:46,205	0:18,079	0:14,443	0:13,683
Runde 8	0:46,614	0:18,079	0:14,414	0:14,121	0:46,538	0:18,035	0:14,350	0:14,153	0:46,239	0:18,082	0:14,463	0:13,694	0:47,163	0:18,087	0:14,504	0:14,572
Runde 9	0:46,578	0:18,504	0:14,524	0:13,550	0:46,135	0:18,185	0:14,334	0:13,616	0:46,737	0:18,404	0:14,610	0:13,723	0:46,684	0:18,454	0:14,636	0:13,594
Runde 10	0:46,116	0:18,073	0:14,453	0:13,590	0:46,173	0:18,078	0:14,454	0:13,641	0:46,164	0:18,112	0:14,404	0:13,648	0:46,085	0:18,059	0:14,467	0:13,559
Runde 11	0:46,871	0:18,443	0:14,754	0:13,674	0:47,344	0:18,685	0:14,898	0:13,761	0:46,992	0:18,095	0:14,970	0:13,927	0:47,074	0:18,102	0:15,176	0:13,796
Runde 12	0:46,108	0:18,083	0:14,402	0:13,623	0:46,076	0:18,113	0:14,364	0:13,599	0:46,311	0:18,216	0:14,480	0:13,615	0:47,765	0:18,875	0:15,122	0:13,768
Runde 13	0:46,061	0:18,098	0:14,409	0:13,554	0:46,082	0:18,027	0:14,390	0:13,665	0:46,131	0:18,044	0:14,478	0:13,609	0:46,075	0:18,026	0:14,434	0:13,615
Runde 14	0:46,054	0:18,071	0:14,403	0:13,580	0:46,077	0:18,059	0:14,399	0:13,619	0:46,122	0:18,072	0:14,440	0:13,610	0:46,056	0:18,053	0:14,349	0:13,654
Runde 15	0:46,066	0:18,076	0:14,410	0:13,580	0:46,120	0:18,122	0:14,430	0:13,568	0:46,132	0:18,054	0:14,425	0:13,653	0:46,051	0:18,082	0:14,395	0:13,574
Runde 16	0:46,090	0:18,108	0:14,405	0:13,577	0:46,086	0:18,113	0:14,405	0:13,568	0:46,151	0:18,076	0:14,502	0:13,573	0:47,154	0:18,348	0:14,935	0:13,871
Runde 17	0:45,977	0:18,063	0:14,384	0:13,530	0:46,148	0:18,119	0:14,448	0:13,581	0:46,167	0:18,106	0:14,451	0:13,610	0:46,061	0:18,098	0:14,403	0:13,560
Runde 18	0:46,142	0:18,172	0:14,390	0:13,580	0:45,979	0:18,059	0:14,353	0:13,567	0:46,142	0:18,106	0:14,464	0:13,572	0:46,039	0:18,014	0:14,405	0:13,620
Runde 19	0:46,034	0:18,077	0:14,395	0:13,562	0:46,100	0:18,063	0:14,400	0:13,637	0:46,170	0:18,094	0:14,463	0:13,613	0:46,227	0:18,088	0:14,421	0:13,718
Runde 20	0:46,128	0:18,087	0:14,408	0:13,633	0:46,170	0:18,086	0:14,399	0:13,685	0:46,389	0:18,286	0:14,549	0:13,554	0:46,521	0:18,223	0:14,589	0:13,709
Runde 21	0:46,672	0:18,079	0:14,619	0:13,974	0:46,410	0:18,153	0:14,610	0:13,647	0:46,984	0:18,158	0:14,579	0:14,247	0:47,147	0:18,577	0:14,751	0:13,819

R 16 DSKM (KZ2) Race 1

Die schnellsten Zeiten

Ort	Nr. Fahrername	Zeit	Streckenl.	Ø Speed
Ziel	242 Kreiners,Marlijn	0:45,851	1200 m	94,2 km/h
Sektion 1	234 Vasile,Daniel	0:17,978	531 m	106,3 km/h
Sektion 2	214 Giardelli,Alessandro	0:14,290	390 m	98,3 km/h
Sektion 3	259 Luyet,Jean	0:13,478	279 m	74,5 km/h

	Stmr.234 Vasile,Daniel ROU DR S.R.L.			Stmr.259 Luyet,Jean CHE CRG Holland			Stmr.224 Lanzani,William ITA BIREL ART RACING KSW			Stmr.215 Rosati,Fabrizio ITA SRP Racing Team			Stmr.233 Davies,Dylan NLD Zanardi racing team		
	theoretisch mögliche Bestzeit	Ziel	Sektion 3	theoretisch mögliche Bestzeit	Ziel	Sektion 3	theoretisch mögliche Bestzeit	Ziel	Sektion 3	theoretisch mögliche Bestzeit	Ziel	Sektion 3	theoretisch mögliche Bestzeit	Ziel	Sektion 3
best	0:46,024	0:17,978	0:14,363	0:45,952	0:18,013	0:14,413	0:46,166	0:18,099	0:14,417	0:46,258	0:18,100	0:14,481	0:46,306	0:18,163	0:14,460
Runde 1	0:51,278	0:20,775	0:15,624	0:51,246	0:20,787	0:15,573	0:51,080	0:20,617	0:15,731	0:46,522	0:18,196	0:14,620	0:51,751	0:20,809	0:15,850
Runde 2	0:47,525	0:18,475	0:14,998	0:47,467	0:18,411	0:15,006	0:47,659	0:18,449	0:15,014	0:46,436	0:18,213	0:14,566	0:47,472	0:18,792	0:14,814
Runde 3	0:47,540	0:18,397	0:14,838	0:47,331	0:18,435	0:14,709	0:47,310	0:18,333	0:14,709	0:46,476	0:18,225	0:14,631	0:47,354	0:18,277	0:15,174
Runde 4	0:46,625	0:18,393	0:14,493	0:47,841	0:19,012	0:15,157	0:46,905	0:18,498	0:14,761	0:46,435	0:18,163	0:14,533	0:48,046	0:18,373	0:15,474
Runde 5	0:46,231	0:18,108	0:14,411	0:46,758	0:18,064	0:14,974	0:46,421	0:18,171	0:14,550	0:46,426	0:18,200	0:14,562	0:46,510	0:18,253	0:14,581
Runde 6	0:46,149	0:18,077	0:14,363	0:46,269	0:18,174	0:14,505	0:46,323	0:18,202	0:14,447	0:46,394	0:18,172	0:14,481	0:47,015	0:18,644	0:14,716
Runde 7	0:46,082	0:18,038	0:14,363	0:46,003	0:18,032	0:14,420	0:46,166	0:18,099	0:14,424	0:46,355	0:18,134	0:14,526	0:46,318	0:18,163	0:14,505
Runde 8	0:46,074	0:18,029	0:14,367	0:46,087	0:18,037	0:14,456	0:46,236	0:18,110	0:14,460	0:46,258	0:18,100	0:14,514	0:46,385	0:18,202	0:14,555
Runde 9	0:46,304	0:18,049	0:14,493	0:46,087	0:18,037	0:14,456	0:46,250	0:18,109	0:14,519	0:46,409	0:18,137	0:14,570	0:46,398	0:18,220	0:14,523
Runde 10	0:46,157	0:17,978	0:14,453	0:45,952	0:18,045	0:14,413	0:46,317	0:18,114	0:14,565	0:46,590	0:18,175	0:14,722	0:46,470	0:18,230	0:14,582
Runde 11	0:46,885	0:18,059	0:14,859	0:46,183	0:18,013	0:14,506	0:46,378	0:18,162	0:14,551	0:46,522	0:18,196	0:14,620	0:46,306	0:18,203	0:14,460
Runde 12	0:46,685	0:18,181	0:14,920	0:46,645	0:18,041	0:14,763	0:46,993	0:18,309	0:14,775	0:46,436	0:18,213	0:14,566	0:46,438	0:18,204	0:14,554
Runde 13	0:46,113	0:18,052	0:14,402	0:46,176	0:18,077	0:14,517	0:46,299	0:18,129	0:14,488	0:46,476	0:18,225	0:14,631	0:46,402	0:18,192	0:14,583
Runde 14	0:46,024	0:18,095	0:14,405	0:46,046	0:18,056	0:14,424	0:46,199	0:18,126	0:14,417	0:46,435	0:18,163	0:14,533	0:46,353	0:18,217	0:14,502
Runde 15	0:46,148	0:18,022	0:14,439	0:46,109	0:18,051	0:14,499	0:46,271	0:18,146	0:14,446	0:46,426	0:18,200	0:14,569	0:46,360	0:18,186	0:14,508
Runde 16	0:47,381	0:18,709	0:14,886	0:47,255	0:18,101	0:14,963	0:46,413	0:18,175	0:14,528	0:46,434	0:18,219	0:14,562	0:46,432	0:18,217	0:14,539
Runde 17	0:46,058	0:18,073	0:14,378	0:46,124	0:18,035	0:14,505	0:46,174	0:18,124	0:14,450	0:46,503	0:18,293	0:14,506	0:46,342	0:18,193	0:14,521
Runde 18	0:46,078	0:18,119	0:14,372	0:46,540	0:18,024	0:14,962	0:46,550	0:18,124	0:14,801	0:46,438	0:18,213	0:14,579	0:46,493	0:18,232	0:14,581
Runde 19	0:46,555	0:18,188	0:14,441	0:46,419	0:18,091	0:14,667	0:46,772	0:18,421	0:14,624	0:46,328	0:18,159	0:14,541	0:46,492	0:18,218	0:14,590
Runde 20	0:46,484	0:18,229	0:14,595	0:46,090	0:18,097	0:14,478	0:46,292	0:18,188	0:14,454	0:46,515	0:18,284	0:14,525	0:46,602	0:18,299	0:14,569
Runde 21	0:47,343	0:18,517	0:14,787	0:46,923	0:18,156	0:14,695	0:46,613	0:18,154	0:14,558	0:46,500	0:18,205	0:14,568	0:46,838	0:18,360	0:14,627

GERMAN KARTING CHAMPIONSHIPS 2018

13-15 / 04 / 2018

DMSB RegNr 88-2018

R 16 DSKM (K22) Race 1

Die schnellsten Zeiten

Ort	Nr. Fahrername	Zeit	Streckl.	Ø Speed
Ziel	242 Kreiners,Marlijn	0:45,851	1200 m	94,2 km/h
Sektion 1	234 Vastle, Daniel	0:17,978	531 m	106,3 km/h
Sektion 2	214 Giardelli, Alessandro	0:14,290	390 m	98,3 km/h
Sektion 3	259 Luyet, Jean	0:13,478	279 m	74,5 km/h

	Smr.203 Pex,Stan NLD CRG Holland		Smr.264 Baldi,Alessio ITA INTREPID DRIVER PROGRAM SRL		Smr.227 Tschentscher,Toni DEU SRP Racing Team		Smr.231 Paul,Maximilian DEU DR S.R.L.		Smr.228 Pieruszek,Kevin DEU BIREL ART RACING KSW											
	theoretisch mögliche Bestzeit: 0:46,152	Ziel	theoretisch mögliche Bestzeit: 0:46,153	Ziel	theoretisch mögliche Bestzeit: 0:46,283	Ziel	theoretisch mögliche Bestzeit: 0:46,089	Ziel	theoretisch mögliche Bestzeit: 0:46,258	Ziel										
best	0:46,213	0:18,076	0:14,499	0:13,577	0:46,185	0:18,085	0:14,490	0:13,578	0:46,415	0:18,148	0:14,502	0:13,633	0:46,125	0:18,047	0:14,459	0:13,583	0:46,322	0:18,107	0:14,531	0:13,620
Runde 1	0:52,046	0:20,987	0:15,919	0:15,140	0:52,025	0:21,096	0:15,818	0:15,111	0:51,847	0:20,947	0:15,796	0:15,104	0:51,777	0:21,239	0:15,756	0:14,782	0:51,410	0:20,563	0:15,767	0:15,080
Runde 2	0:49,136	0:19,136	0:15,820	0:14,180	0:49,076	0:19,700	0:15,448	0:13,928	0:47,377	0:18,468	0:14,928	0:13,981	0:48,675	0:18,880	0:15,704	0:14,091	0:47,356	0:18,592	0:14,836	0:13,928
Runde 3	0:46,980	0:18,368	0:14,730	0:13,882	0:46,971	0:18,310	0:14,870	0:13,791	0:47,471	0:18,233	0:15,405	0:13,833	0:46,919	0:18,265	0:14,730	0:13,924	0:47,592	0:18,442	0:15,237	0:13,913
Runde 4	0:47,359	0:18,302	0:14,668	0:14,389	0:48,329	0:18,260	0:14,862	0:15,207	0:47,790	0:18,362	0:15,550	0:13,878	0:49,176	0:18,257	0:14,766	0:16,153	0:48,230	0:18,512	0:15,655	0:14,063
Runde 5	0:46,993	0:18,583	0:14,738	0:13,672	0:46,649	0:18,363	0:14,562	0:13,724	0:46,745	0:18,148	0:14,693	0:13,904	0:46,956	0:18,238	0:14,670	0:14,048	0:47,156	0:18,732	0:14,668	0:13,756
Runde 6	0:46,399	0:18,150	0:14,557	0:13,692	0:46,517	0:18,237	0:14,581	0:13,699	0:46,677	0:18,291	0:14,686	0:13,700	0:46,483	0:18,362	0:14,479	0:13,642	0:46,966	0:18,317	0:14,987	0:13,662
Runde 7	0:46,443	0:18,145	0:14,542	0:13,756	0:46,468	0:18,128	0:14,698	0:13,642	0:46,420	0:18,203	0:14,502	0:13,715	0:46,208	0:18,050	0:14,496	0:13,662	0:46,425	0:18,185	0:14,609	0:13,631
Runde 8	0:46,213	0:18,137	0:14,499	0:13,577	0:46,239	0:18,098	0:14,490	0:13,651	0:46,598	0:18,192	0:14,688	0:13,718	0:46,235	0:18,066	0:14,531	0:13,638	0:46,322	0:18,171	0:14,531	0:13,620
Runde 9	0:46,271	0:18,105	0:14,519	0:13,647	0:46,185	0:18,086	0:14,521	0:13,578	0:47,069	0:18,188	0:14,680	0:14,201	0:46,898	0:18,217	0:14,964	0:13,717	0:46,527	0:18,107	0:14,585	0:13,835
Runde 10	0:46,533	0:18,104	0:14,718	0:13,711	0:47,152	0:18,236	0:14,790	0:14,126	0:46,555	0:18,197	0:14,656	0:13,702	0:46,253	0:18,107	0:14,513	0:13,633	0:46,602	0:18,301	0:14,619	0:13,682
Runde 11	0:46,391	0:18,076	0:14,649	0:13,666	0:46,437	0:18,164	0:14,610	0:13,663	0:46,460	0:18,153	0:14,631	0:13,676	0:46,468	0:18,107	0:14,537	0:13,824	0:46,504	0:18,245	0:14,585	0:13,674
Runde 12	0:46,775	0:18,465	0:14,672	0:13,638	0:46,697	0:18,127	0:14,899	0:13,671	0:46,534	0:18,149	0:14,686	0:13,699	0:46,549	0:18,150	0:14,735	0:13,664	0:46,547	0:18,184	0:14,661	0:13,702
Runde 13	0:46,256	0:18,145	0:14,527	0:13,584	0:46,326	0:18,209	0:14,506	0:13,611	0:46,471	0:18,189	0:14,608	0:13,674	0:46,464	0:18,142	0:14,646	0:13,676	0:46,526	0:18,207	0:14,630	0:13,689
Runde 14	0:46,300	0:18,171	0:14,515	0:13,614	0:46,297	0:18,108	0:14,581	0:13,608	0:46,476	0:18,231	0:14,592	0:13,653	0:46,212	0:18,126	0:14,503	0:13,583	0:46,442	0:18,177	0:14,625	0:13,640
Runde 15	0:46,373	0:18,137	0:14,536	0:13,700	0:46,272	0:18,085	0:14,514	0:13,673	0:46,501	0:18,211	0:14,596	0:13,694	0:46,184	0:18,061	0:14,470	0:13,653	0:46,467	0:18,190	0:14,607	0:13,670
Runde 16	0:46,317	0:18,127	0:14,552	0:13,638	0:46,430	0:18,146	0:14,622	0:13,662	0:46,615	0:18,186	0:14,654	0:13,775	0:46,125	0:18,047	0:14,480	0:13,598	0:47,130	0:18,419	0:14,703	0:14,008
Runde 17	0:46,439	0:18,178	0:14,598	0:13,663	0:46,489	0:18,163	0:14,694	0:13,632	0:47,211	0:18,449	0:14,987	0:13,775	0:46,425	0:18,123	0:14,501	0:13,801	0:46,673	0:18,225	0:14,606	0:13,842
Runde 18	0:46,423	0:18,164	0:14,588	0:13,671	0:46,370	0:18,110	0:14,598	0:13,662	0:46,415	0:18,157	0:14,616	0:13,642	0:46,396	0:18,232	0:14,474	0:13,690	0:46,515	0:18,144	0:14,685	0:13,686
Runde 19	0:46,381	0:18,180	0:14,555	0:13,646	0:46,406	0:18,145	0:14,612	0:13,649	0:46,466	0:18,169	0:14,640	0:13,657	0:46,391	0:18,082	0:14,532	0:13,777	0:46,406	0:18,157	0:14,581	0:13,668
Runde 20	0:46,343	0:18,131	0:14,555	0:13,657	0:46,407	0:18,192	0:14,573	0:13,642	0:46,458	0:18,193	0:14,632	0:13,633	0:46,411	0:18,130	0:14,551	0:13,730	0:46,900	0:18,192	0:14,615	0:14,093
Runde 21	0:46,433	0:18,101	0:14,608	0:13,724	0:46,450	0:18,135	0:14,581	0:13,734	0:46,682	0:18,192	0:14,641	0:13,849	0:46,468	0:18,132	0:14,459	0:13,877	0:46,505	0:18,173	0:14,570	0:13,762

R 16 DSKM (K22) Race 1

Die schnellsten Zeiten				
Ort	Nr. Fahrername	Zeit	Streckentl.	Ø Speed
Ziel	242 Kreiners,Marlijn	0:45,851	1200 m	94,2 km/h
Sektion 1	234 Vastle,Daniel	0:17,978	531 m	106,3 km/h
Sektion 2	214 Giardelli,Alessandro	0:14,290	390 m	98,3 km/h
Sektion 3	259 Luyet,Jeann	0:13,478	279 m	74,5 km/h

	Stmr.232 Matisic,André DEU Solgat Motorsport		Stmr.217 Tornqvist-Persson,Benjamin SWE CRG Holland		Stmr.218 Tubben,Max NLD CRG Holland		Stmr.230 Varhaug,Pål NOR CRG Holland		Stmr.258 Cebrrian,Gerard ESP CRG Holland											
	theoretisch mögliche Bestzeit	Ziel	theoretisch mögliche Bestzeit	Ziel	theoretisch mögliche Bestzeit	Ziel	theoretisch mögliche Bestzeit	Ziel	theoretisch mögliche Bestzeit	Ziel										
best	0:46,342	0:18,097	0:14,543	0:13,632	0:46,201	0:18,063	0:14,462	0:13,608	0:46,416	0:18,101	0:14,523	0:13,671	0:46,471	0:18,205	0:14,472	0:13,672	0:46,426	0:18,169	0:14,509	0:13,639
Runde 1	0:51,164	0:20,556	0:15,928	0:14,680	0:52,414	0:21,357	0:16,095	0:14,962	0:51,993	0:20,910	0:15,940	0:15,143	0:51,650	0:21,090	0:15,745	0:14,815	0:52,394	0:21,558	0:15,974	0:14,862
Runde 2	0:47,461	0:19,519	0:14,960	0:13,982	0:47,743	0:18,951	0:14,901	0:13,891	0:48,480	0:19,116	0:15,347	0:14,017	0:49,137	0:19,611	0:15,551	0:13,975	0:48,900	0:18,859	0:15,801	0:14,240
Runde 3	0:47,638	0:18,646	0:15,118	0:13,874	0:46,898	0:18,286	0:14,648	0:13,964	0:46,727	0:18,294	0:14,638	0:13,795	0:47,034	0:18,390	0:14,797	0:13,847	0:46,997	0:18,335	0:14,651	0:14,011
Runde 4	0:46,968	0:18,323	0:14,851	0:13,794	0:49,571	0:18,231	0:15,527	0:15,813	0:49,058	0:18,159	0:15,235	0:15,664	0:47,666	0:18,270	0:14,766	0:14,630	0:47,402	0:18,236	0:14,680	0:14,486
Runde 5	0:47,794	0:18,308	0:15,132	0:14,294	0:48,282	0:19,249	0:14,640	0:14,393	0:47,106	0:18,566	0:14,740	0:13,800	0:46,747	0:18,335	0:14,646	0:13,766	0:47,953	0:18,951	0:14,634	0:14,368
Runde 6	0:48,108	0:19,020	0:15,371	0:13,717	0:46,524	0:18,391	0:14,462	0:13,671	0:46,442	0:18,185	0:14,581	0:13,676	0:46,747	0:18,230	0:14,590	0:13,759	0:47,284	0:18,946	0:14,577	0:13,761
Runde 7	0:46,463	0:18,197	0:14,586	0:13,680	0:46,201	0:18,063	0:14,480	0:13,658	0:46,497	0:18,203	0:14,576	0:13,746	0:46,757	0:18,230	0:14,590	0:13,937	0:47,443	0:18,760	0:14,769	0:13,914
Runde 8	0:46,342	0:18,134	0:14,556	0:13,652	0:46,545	0:18,338	0:14,530	0:13,677	0:46,416	0:18,101	0:14,576	0:13,739	0:46,847	0:18,485	0:14,610	0:13,752	0:46,534	0:18,235	0:14,598	0:13,701
Runde 9	0:46,409	0:18,125	0:14,543	0:13,741	0:46,959	0:18,250	0:14,780	0:13,929	0:46,925	0:18,612	0:14,620	0:13,693	0:47,997	0:18,938	0:15,151	0:13,908	0:46,574	0:18,195	0:14,591	0:13,788
Runde 10	0:46,632	0:18,209	0:14,791	0:13,632	0:47,050	0:18,604	0:14,682	0:13,764	0:46,589	0:18,212	0:14,656	0:13,721	0:47,661	0:18,829	0:14,577	0:14,255	0:46,875	0:18,292	0:14,846	0:13,737
Runde 11	0:46,603	0:18,097	0:14,853	0:13,653	0:46,268	0:18,141	0:14,486	0:13,641	0:46,513	0:18,206	0:14,523	0:13,784	0:46,501	0:18,205	0:14,492	0:13,804	0:46,490	0:18,265	0:14,509	0:13,716
Runde 12	0:47,352	0:18,878	0:14,798	0:13,676	0:46,502	0:18,158	0:14,534	0:13,810	0:46,638	0:18,160	0:14,782	0:13,696	0:46,567	0:18,338	0:14,472	0:13,757	0:46,548	0:18,214	0:14,624	0:13,710
Runde 13	0:46,498	0:18,230	0:14,619	0:13,649	0:46,390	0:18,216	0:14,557	0:13,617	0:46,821	0:18,130	0:14,963	0:13,728	0:46,489	0:18,292	0:14,504	0:13,693	0:46,549	0:18,242	0:14,623	0:13,684
Runde 14	0:46,362	0:18,135	0:14,584	0:13,643	0:46,304	0:18,201	0:14,495	0:13,608	0:46,477	0:18,202	0:14,590	0:13,685	0:46,484	0:18,208	0:14,507	0:13,769	0:46,426	0:18,255	0:14,532	0:13,639
Runde 15	0:46,408	0:18,134	0:14,552	0:13,722	0:46,369	0:18,143	0:14,564	0:13,662	0:46,427	0:18,112	0:14,572	0:13,743	0:46,589	0:18,265	0:14,589	0:13,735	0:46,485	0:18,213	0:14,597	0:13,675
Runde 16	0:46,423	0:18,123	0:14,655	0:13,645	0:46,300	0:18,128	0:14,534	0:13,638	0:46,578	0:18,204	0:14,644	0:13,730	0:46,548	0:18,224	0:14,575	0:13,749	0:46,546	0:18,169	0:14,593	0:13,784
Runde 17	0:46,607	0:18,156	0:14,651	0:13,800	0:46,319	0:18,112	0:14,533	0:13,674	0:46,466	0:18,181	0:14,614	0:13,671	0:46,525	0:18,314	0:14,506	0:13,705	0:46,797	0:18,331	0:14,763	0:13,703
Runde 18	0:46,904	0:19,559	0:14,671	0:13,674	0:46,470	0:18,321	0:14,510	0:13,639	0:47,116	0:18,637	0:14,652	0:13,827	0:46,529	0:18,219	0:14,585	0:13,725	0:46,578	0:18,295	0:14,559	0:13,724
Runde 19	0:46,455	0:18,115	0:14,590	0:13,750	0:46,426	0:18,237	0:14,539	0:13,650	0:46,609	0:18,262	0:14,596	0:13,751	0:46,471	0:18,255	0:14,544	0:13,672	0:46,436	0:18,263	0:14,520	0:13,653
Runde 20	0:46,553	0:18,232	0:14,618	0:13,703	0:46,472	0:18,253	0:14,533	0:13,686	0:46,644	0:18,260	0:14,658	0:13,726	0:46,588	0:18,239	0:14,554	0:13,795	0:46,605	0:18,266	0:14,574	0:13,765
Runde 21	0:46,642	0:18,189	0:14,666	0:13,787	0:46,523	0:18,247	0:14,563	0:13,713	0:46,796	0:18,257	0:14,695	0:13,844	0:46,629	0:18,224	0:14,631	0:13,774	0:46,752	0:18,323	0:14,615	0:13,814

R 16 DSKM (KZ2) Race 1
Die schnellsten Zeiten

Ort	Nr. Fahrername	Zeit	Streckenk.	Ø Speed
Ziel	242 Kreiners,Marlijn	0:45,851	1200 m	94,2 km/h
Sektion 1	234 Vastle, Daniel	0:17,978	531 m	106,3 km/h
Sektion 2	214 Giardelli, Alessandro	0:14,290	390 m	98,3 km/h
Sektion 3	259 Luyet, Jean	0:13,478	279 m	74,5 km/h

	Smr.261 Prospieri, Enrico ESP CRG Holland		Smr.255 Podobsky, Lukas CZE Lukas Podobsky		Smr.219 Johansson, Andreas SWE CRG Holland		Smr.241 Peklin, Ivan UKR Victory Racing Team		Smr.252 Benni, Tommaso ITA Tommaso Benni							
	theoretisch mögliche Bestzeit	Ziel	theoretisch mögliche Bestzeit	Ziel	theoretisch mögliche Bestzeit	Ziel	theoretisch mögliche Bestzeit	Ziel	theoretisch mögliche Bestzeit	Ziel						
best	0:46,437	0:18,148	0:14,532	0:13,687	0:46,498	0:18,152	0:14,474	0:13,740	0:46,516	0:18,181	0:14,536	0:13,713	0:46,715	0:18,196	0:14,664	0:13,732
Runde 1	0:52,182	0:21,052	0:15,959	0:15,171	0:52,736	0:21,682	0:15,728	0:15,326	0:52,491	0:21,376	0:16,370	0:14,745	0:52,685	0:21,258	0:15,917	0:15,510
Runde 2	0:48,609	0:19,027	0:15,626	0:13,956	0:49,367	0:18,822	0:15,992	0:14,553	0:49,242	0:18,990	0:15,457	0:14,795	0:49,166	0:19,116	0:15,725	0:14,325
Runde 3	0:46,999	0:18,362	0:14,770	0:13,867	0:47,068	0:18,513	0:14,677	0:13,878	0:47,271	0:18,420	0:14,891	0:13,960	0:48,086	0:18,887	0:15,212	0:13,987
Runde 4	0:50,305	0:18,311	0:14,751	0:17,243	0:46,955	0:18,215	0:14,555	0:14,185	0:47,356	0:18,364	0:14,623	0:14,369	0:47,425	0:18,423	0:14,880	0:14,122
Runde 5	0:47,134	0:18,314	0:14,913	0:13,907	0:47,377	0:18,880	0:14,616	0:13,881	0:47,345	0:18,445	0:14,878	0:14,022	0:47,278	0:18,417	0:14,947	0:13,914
Runde 6	0:47,127	0:18,415	0:14,887	0:13,825	0:46,498	0:18,270	0:14,477	0:13,751	0:46,775	0:18,415	0:14,647	0:13,713	0:48,185	0:18,637	0:15,163	0:14,385
Runde 7	0:46,529	0:18,148	0:14,615	0:13,766	0:46,520	0:18,183	0:14,538	0:13,799	0:46,965	0:18,438	0:14,775	0:13,752	0:47,097	0:18,369	0:14,832	0:13,896
Runde 8	0:46,641	0:18,224	0:14,561	0:13,744	0:46,841	0:18,155	0:14,917	0:13,769	0:46,516	0:18,181	0:14,590	0:13,745	0:46,831	0:18,227	0:14,739	0:13,865
Runde 9	0:46,443	0:18,341	0:14,735	0:13,752	0:46,904	0:18,152	0:14,903	0:13,849	0:46,670	0:18,324	0:14,542	0:13,804	0:47,027	0:18,341	0:14,788	0:13,898
Runde 10	0:47,443	0:18,341	0:15,191	0:13,911	0:46,650	0:18,372	0:14,474	0:13,804	0:48,182	0:18,610	0:15,682	0:13,890	0:46,951	0:18,238	0:14,843	0:13,870
Runde 11	0:46,536	0:18,168	0:14,681	0:13,687	0:46,641	0:18,335	0:14,508	0:13,798	0:46,794	0:18,295	0:14,628	0:13,871	0:46,829	0:18,322	0:14,752	0:13,755
Runde 12	0:46,490	0:18,235	0:14,550	0:13,705	0:46,598	0:18,220	0:14,540	0:13,838	0:47,411	0:18,312	0:15,001	0:14,098	0:46,775	0:18,216	0:14,697	0:13,862
Runde 13	0:46,587	0:18,189	0:14,639	0:13,759	0:46,860	0:18,424	0:14,689	0:13,747	0:46,704	0:18,347	0:14,562	0:13,795	0:46,722	0:18,326	0:14,664	0:13,732
Runde 14	0:46,575	0:18,236	0:14,601	0:13,738	0:46,547	0:18,238	0:14,544	0:13,765	0:46,856	0:18,238	0:14,811	0:13,807	0:47,118	0:18,546	0:14,726	0:13,846
Runde 15	0:46,581	0:18,240	0:14,612	0:13,729	0:47,267	0:18,497	0:14,916	0:13,854	0:46,630	0:18,297	0:14,565	0:13,768	0:46,762	0:18,290	0:14,728	0:13,744
Runde 16	0:46,437	0:18,176	0:14,554	0:13,707	0:46,700	0:18,316	0:14,548	0:13,836	0:46,622	0:18,282	0:14,617	0:13,723	0:46,822	0:18,278	0:14,771	0:13,773
Runde 17	0:46,518	0:18,217	0:14,563	0:13,738	0:47,218	0:18,545	0:14,749	0:13,924	0:47,030	0:18,534	0:14,694	0:13,802	0:46,874	0:18,388	0:14,723	0:13,763
Runde 18	0:46,558	0:18,246	0:14,619	0:13,693	0:46,801	0:18,456	0:14,605	0:13,740	0:46,811	0:18,357	0:14,631	0:13,823	0:46,715	0:18,196	0:14,703	0:13,816
Runde 19	0:46,812	0:18,378	0:14,732	0:13,702	0:47,200	0:18,748	0:14,640	0:13,812	0:46,763	0:18,349	0:14,615	0:13,799	0:46,761	0:18,316	0:14,671	0:13,774
Runde 20	0:46,523	0:18,207	0:14,561	0:13,755	0:46,664	0:18,264	0:14,607	0:13,793	0:46,855	0:18,386	0:14,646	0:13,823	0:46,849	0:18,379	0:14,671	0:13,799
Runde 21	0:46,521	0:18,264	0:14,532	0:13,725	0:47,010	0:18,336	0:14,835	0:13,839	0:46,847	0:18,367	0:14,536	0:13,944	0:47,106	0:18,274	0:14,868	0:13,964

R 16 DSKM (K22) Race 1

Die schnellsten Zeiten

Ort	Nr. Fahrername	Zeit	Streckenl.	Ø Speed
Ziel	242 Kreiners, Marijn	0:45,851	1200 m	94,2 km/h
Sektion 1	234 Vastle, Daniel	0:17,978	531 m	106,3 km/h
Sektion 2	214 Giardelli, Alessandro	0:14,290	390 m	98,3 km/h
Sektion 3	259 Luyet, Jean	0:13,478	279 m	74,5 km/h

best	Smr.253 Bonsaudo, Louis FRA		Smr.254 Kallasmaa, Kaspar EST		Smr.212 Specken, Guust NLD		Smr.210 Horn, Moritz DEU		Ziel	Sektion 1	Sektion 2	Sektion 3
	theoretisch mögliche Bestzeit	Ziel	theoretisch mögliche Bestzeit	Ziel	theoretisch mögliche Bestzeit	Ziel	theoretisch mögliche Bestzeit	Ziel				
Runde 1	0:53,775	0:23,366	0:16,041	0:14,368	0:52,501	0:21,369	0:16,269	0:14,863	0:59,400	0:24,343	0:17,613	0:17,444
Runde 2	0:49,148	0:18,746	0:16,163	0:14,239	0:49,983	0:19,007	0:16,466	0:14,510	0:59,400	0:24,343	0:17,613	0:17,444
Runde 3	0:47,505	0:18,788	0:14,893	0:13,824	0:47,492	0:18,584	0:14,833	0:14,075	0:59,400	0:24,343	0:17,613	0:17,444
Runde 4	0:47,950	0:18,613	0:14,939	0:14,398	0:47,420	0:18,341	0:14,932	0:14,147	0:59,400	0:24,343	0:17,613	0:17,444
Runde 5	1:09,562	0:18,479	0:14,896	0:36,187	1:15,749	0:18,428	0:14,839	0:42,482	0:59,400	0:24,343	0:17,613	0:17,444
Runde 6	0:47,038	0:18,635	0:14,725	0:13,678					0:59,400	0:24,343	0:17,613	0:17,444
Runde 7	0:46,731	0:18,352	0:14,715	0:13,664					0:59,400	0:24,343	0:17,613	0:17,444
Runde 8	0:46,556	0:18,342	0:14,540	0:13,674					0:59,400	0:24,343	0:17,613	0:17,444
Runde 9	0:46,746	0:18,396	0:14,628	0:13,722					0:59,400	0:24,343	0:17,613	0:17,444
Runde 10	0:46,603	0:18,320	0:14,594	0:13,689					0:59,400	0:24,343	0:17,613	0:17,444
Runde 11	0:46,668	0:18,281	0:14,613	0:13,774					0:59,400	0:24,343	0:17,613	0:17,444
Runde 12	0:46,457	0:18,309	0:14,482	0:13,666					0:59,400	0:24,343	0:17,613	0:17,444
Runde 13	0:46,382	0:18,225	0:14,541	0:13,616					0:59,400	0:24,343	0:17,613	0:17,444
Runde 14									0:59,400	0:24,343	0:17,613	0:17,444

Strecke / track: 1200m
 started: 34 classified: 34 not classified: 0

Doc. 44

Pos	Str. Nr.	Fahrer Driver	Nation	Bewerber/Sponsor	Nation	Lizenz / B-Lizenz	Chassis/Motor/Beifen	Runden Laps	Gesamtzeit Differenz	Abstand Gap	beste Runde best Lap	in R. in L.	o Geschw. o Speed
1	260	Hiltbrand, Pedro	ESP	CRG Holland	NLD	301202 15521	CRG / TM / Vega	12			0:45,637	8	94,7 km/h
2	203	Pex, Stan	NLD	CRG Holland	NLD	31772 15521	CRG / TM / Vega	11	0:00,261	0:00,261	0:45,898	9	94,1 km/h
3	242	Kremers, Marijn	ITA	BIREL ART RACING S.R.L.	ITA	28576 370004	BIREL ART / TM / Vega	10	0:00,261	0:00,000	0:45,898	10	94,1 km/h
4	204	Federer, Fabian	ITA	SRP Racing Team	DEU	353643 KBF1156791	CRG / TM / Vega	10	0:00,265	0:00,004	0:45,902	10	94,1 km/h
5	214	Giardelli, Alessandro	ITA	CRG Holland	NLD	346470 15521	CRG / TM / Vega	12	0:00,291	0:00,026	0:45,928	11	94,1 km/h
6	221	Stell, Daniel	DEU	Mach1 Motorsport	DEU	IKB 1138227 KBF 1005514	MACH1 / TM / Vega	11	0:00,337	0:00,046	0:45,974	9	94,0 km/h
7	259	Luyet, Jean	CHE	CRG Holland	NLD	505028 15521	CRG / TM / Vega	12	0:00,368	0:00,031	0:46,005	12	93,9 km/h
8	201	Pex, Jorrit	NLD	CRG Holland	NLD	27382 15521	CRG / TM / Vega	12	0:00,377	0:00,009	0:46,014	9	93,9 km/h
9	223	Schmitz, Alexander	DEU	Alexander Schmitz	DEU	IKA 1120614 IKA 1120614	Tony Kart / Vortex / Vega	11	0:00,388	0:00,011	0:46,025	10	93,9 km/h
10	234	Vasile, Daniel	ROU	DR S.R.L.	ITA	296449 IKC 1140086	DR / Modena / Vega	12	0:00,420	0:00,032	0:46,057	12	93,8 km/h
11	231	Paul, Maximilian	DEU	DR S.R.L.	ITA	296449 199805302198	DR / Modena / Vega	12	0:00,431	0:00,011	0:46,068	12	93,8 km/h
12	240	Skåras, Emil	SWE	ENERGY CORSE SRL	ITA	295423 199805302198	ENERGY / TM / Vega	9	0:00,457	0:00,026	0:46,094	7	93,7 km/h
13	232	Maticic, André	DEU	Solgat Motorsport	DEU	IKB 1083048 KBF 1079882	BirelART / TM / Vega	11	0:00,458	0:00,001	0:46,095	10	93,7 km/h
14	217	Tornqvist-Persson, Benja	SWE	CRG Holland	NLD	199810314592 15521	CRG / TM / Vega	11	0:00,485	0:00,027	0:46,122	10	93,7 km/h
15	224	Lanzeni, William	ITA	BIREL ART RACING KSW	AUT	355886 BK 102	BirelART / TM / Vega	12	0:00,492	0:00,007	0:46,129	12	93,7 km/h
16	227	Tschentscher, Toni	DEU	SRP Racing Team	DEU	IKC 1133992 KBF 1156791	CRG / TM / Vega	11	0:00,569	0:00,077	0:46,206	10	93,5 km/h
17	258	Cebrian, Gerard	ESP	CRG Holland	NLD	46151222C 15521	CRG / TM / Vega	11	0:00,632	0:00,063	0:46,269	8	93,4 km/h
18	215	Rosati, Fabrizio	ITA	SRP Racing Team	DEU	366709 KBF1156791	CRG / TM / Vega	10	0:00,639	0:00,007	0:46,276	9	93,4 km/h
19	210	Horn, Moritz	DEU	TB Racing Team	DEU	IKB 1132818 KBF 1116906	Kart Republic / TM / Vega	10	0:00,669	0:00,030	0:46,306	7	93,3 km/h
20	218	Tubben, Max	NLD	CRG Holland	NLD	33495 15521	CRG / TM / Vega	11	0:00,670	0:00,001	0:46,307	11	93,3 km/h
21	236	Hold, Christoph	AUT	Maranellokart SRL	AUT	JK 2017 298671	Maranello / Modena / Vega	11	0:00,683	0:00,013	0:46,320	7	93,3 km/h
22	261	Prosperi, Enrico	ESP	CRG Holland	NLD	1T80009 15521	CRG / TM / Vega	12	0:00,734	0:00,051	0:46,371	8	93,2 km/h
23	251	Habulin, Kristijan	HRV	KK1	HRV	0646 1	TB kart / TM / Vega	12	0:00,739	0:00,005	0:46,376	7	93,2 km/h
24	255	Podobsky, Lukas	CZE	Lukas Podobsky	CZE	18AS0458 18AT0101	BirelArt / TM / Vega	12	0:00,749	0:00,010	0:46,386	8	93,1 km/h
25	230	Varhaug, Pål	NOR	CRG Holland	NLD	28345 15521	CRG / TM / Vega	11	0:00,845	0:00,096	0:46,482	10	92,9 km/h
26	264	Baldi, Alessio	ITA	INTREPID DRIVER PROGRAM SRL	ITA	303173 295717	INTREPID / TM / Vega	11	0:00,851	0:00,006	0:46,488	7	92,9 km/h
27	212	Specken, Guust	NLD	Guust Specken	NLD	33443 33443	Gillard / Vortex / Vega	12	0:00,895	0:00,044	0:46,532	11	92,8 km/h
28	233	Davies, Dylan	NLD	Zanardi racing team	NLD	18909 28613	Zanardi / TM / Vega	11	0:00,896	0:00,001	0:46,533	8	92,8 km/h
29	228	Pieruszek, Kevin	DEU	BIREL ART RACING KSW	AUT	IKB 1124247 BK 102	BirelART / TM / Vega	11	0:00,906	0:00,010	0:46,543	11	92,8 km/h
30	253	Bonsaudo, Louis	FRA	Louis Bonsaudo	FRA	219713 219713	ib17 / TM / Vega	11	0:00,943	0:00,037	0:46,580	10	92,7 km/h
31	252	Benni, Tommaso	ITA	Tommaso Benni	ITA	303851 303851	BIREL / TM RACING / Vega	11	0:01,023	0:00,080	0:46,660	10	92,6 km/h
32	254	Kallasmaa, Kaspar	EST	Kaspar Kallasmaa	EST	K 912 115 E	Energy / TM / Vega	10	0:01,190	0:00,167	0:46,827	7	92,3 km/h
33	241	Peklin, Ivan	UKR	Victory Racing Team	UKR	CS 28.0009.18 CT 28.0005.18	Maranello / TM / Vega	12	0:01,201	0:00,011	0:46,838	7	92,2 km/h
34	219	Johansson, Andreas	SWE	CRG Holland	NLD	199907225875 15521	CRG / TM / Vega	5	0:04,996	0:03,795	0:50,633	2	85,3 km/h

Rennleitung: Kai Medefind Racedirektor: Thomas Lainer
 Sportkommissare: Th. Ferrero / U. Bell / H. Seidel / P. Acerbi
 Techn. Kommissare: H.-J. Dangers / M. Grasshoff / C. Schmidt / D. Pietzko / M. Somera / A. Mazzanti
 Zeitnahme: KART-DATA timing service Franz Schieszler / Martin Summerer

Warm Up DSKM (KZ2)

Strecke / track: 1200 started: 34 classified: 34 not classified: 0

Fahrername Driver	Hillbrand Pedro	Pex Stan	Kremers Marijn	Federer Fabian	Giardelli Allesandro	Stell Daniel	Luyet Jean	Pex Jorrit	Schmitz Alexander	Vasile Daniel	Paul Maximilian	Skäras Emil
schnellste Runde in Runde	0:45,637 Rn. 8	0:45,898 Rn. 9	0:45,898 Rn. 10	0:45,902 Rn. 10	0:45,928 Rn. 11	0:45,974 Rn. 9	0:46,005 Rn. 12	0:46,014 Rn. 9	0:46,025 Rn. 10	0:46,057 Rn. 12	0:46,068 Rn. 12	0:46,094 Rn. 7
Speed	94,7 km/h	94,1 km/h	94,1 km/h	94,1 km/h	94,1 km/h	94,0 km/h	93,9 km/h	93,9 km/h	93,9 km/h	93,8 km/h	93,8 km/h	93,7 km/h
Lap 1	1:00,570	0:56,866	0:59,395	1:03,167	0:54,728	1:00,686	0:59,395	0:52,757	0:58,527	0:58,739	0:57,925	0:55,691
Lap 2	0:53,923	0:52,387	0:52,922	0:53,627	0:49,956	0:55,421	0:51,197	0:51,431	0:52,020	0:54,349	0:54,231	0:47,310
Lap 3	0:50,480	0:50,641	0:50,650	0:50,495	0:46,997	0:51,149	0:49,238	0:49,993	0:49,952	0:52,128	0:48,640	0:46,746
Lap 4	0:48,545	0:49,753	0:48,828	0:48,386	0:46,867	0:48,829	0:47,525	0:49,884	0:47,403	0:50,087	0:49,975	0:53,509
Lap 5	0:47,544	0:52,930	0:46,529	0:47,101	0:46,400	0:46,945	0:48,743	0:47,847	0:46,671	0:47,639	0:47,305	0:46,644
Lap 6	0:46,224	0:46,710	0:46,667	0:47,161	0:46,227	0:46,293	0:46,313	0:47,378	0:46,720	0:46,661	0:46,322	0:47,004
Lap 7	0:45,968	0:46,154	0:46,091	0:46,327	0:46,078	0:46,030	0:46,200	0:46,554	0:46,255	0:46,571	0:46,123	0:46,094
Lap 8	0:45,637	0:48,761	0:46,037	0:45,983	0:46,032	0:46,219	0:46,021	0:46,168	0:50,769	0:46,167	0:46,138	2:36,319
Lap 9	0:45,863	0:45,898	0:47,017	0:47,082	0:46,342	0:45,974	0:46,805	0:46,014	0:46,616	0:46,161	0:46,943	0:46,279
Lap 10	0:45,947	0:45,916	0:45,898	0:45,902	0:45,939	0:53,661	0:46,658	0:50,917	0:46,025	0:46,167	0:46,662	0:46,279
Lap 11	0:45,886	0:46,196	0:45,898	0:45,902	0:45,928	0:48,095	0:46,287	0:46,018	0:48,350	0:47,279	0:46,289	0:46,279
Lap 12	0:45,947				0:46,063		0:46,005	0:46,073		0:46,057	0:46,068	

Warm Up DSKM (KZ2)

Strecke / track: 1200 started: 34 classified: 34 not classified: 0

Fahrername Driver	Maticic André	Persson Benjamin	Lanzani William	Tschentscher Toni	Cebrian Gerard	Rosati Fabrizio	Horn Moritz	Tubben Max	Hold Christoph	Prosperi Enrico	Habulin Kristijan	Podobsky Lukas
schnellste Runde in Runde	0:46,095 Rn. 10	0:46,122 Rn. 10	0:46,129 Rn. 12	0:46,206 Rn. 10	0:46,269 Rn. 8	0:46,276 Rn. 9	0:46,306 Rn. 7	0:46,307 Rn. 11	0:46,320 Rn. 7	0:46,371 Rn. 8	0:46,376 Rn. 7	0:46,386 Rn. 8
Speed	93,7 km/h	93,7 km/h	93,7 km/h	93,5 km/h	93,4 km/h	93,4 km/h	93,3 km/h	93,3 km/h	93,3 km/h	93,2 km/h	93,2 km/h	93,1 km/h
Lap 1	0:59,737	1:01,471	0:56,346	0:56,781	0:57,200	0:54,784	0:51,202	0:54,055	0:56,821	0:57,571	0:57,992	0:59,911
Lap 2	0:53,380	0:53,377	0:50,182	0:52,133	0:52,829	0:52,650	0:48,241	0:49,391	0:49,790	0:51,891	0:51,931	0:50,167
Lap 3	0:49,717	0:47,214	0:49,296	0:49,692	0:50,638	0:50,961	0:47,011	0:47,601	0:49,273	0:48,753	0:47,512	0:48,808
Lap 4	0:49,581	0:46,833	0:46,919	0:48,677	0:48,899	0:47,919	0:46,746	0:46,840	0:47,063	0:47,274	0:46,833	0:47,609
Lap 5	0:46,898	0:46,437	0:46,622	0:47,045	0:46,845	0:46,983	0:46,491	0:46,681	0:46,580	0:46,801	0:46,719	0:47,534
Lap 6	0:46,821	0:46,621	0:47,811	0:47,695	0:46,898	0:46,808	0:46,350	0:46,528	0:46,492	0:46,774	0:46,478	0:46,705
Lap 7	1:28,639	0:47,255	0:46,248	0:46,630	0:46,635	2:27,673	0:46,306	0:46,397	0:46,320	0:46,457	0:46,376	0:46,903
Lap 8	0:46,210	0:46,159	0:46,230	0:46,345	0:46,269	0:47,056	0:46,518	0:46,421	0:46,669	0:46,371	0:46,496	0:46,386
Lap 9	0:46,185	0:46,142	0:46,198	0:46,545	0:46,764	0:46,276	0:46,355	1:33,762	0:47,104	0:46,532	0:46,407	0:46,581
Lap 10	0:46,095	0:46,122	0:46,253	0:46,206	0:46,327	0:46,463	0:46,540	0:46,336	0:46,709	0:46,577	0:52,435	0:46,811
Lap 11	0:46,129	0:54,564	0:46,283	0:46,610	0:46,736			0:46,307	0:46,354	0:46,701	0:46,690	0:46,734
Lap 12			0:46,129							0:46,564	0:46,459	0:46,594

Warm Up DSKM (KZ2)

Strecke / track: 1200 started: 34 classified: 34 not classified: 0

Fahrername Driver	Varhaug Pål	Baldi Alessio	Specken Guust	Davies Dylan	Pieruszek Kevin	Bonsaudo Louis	Benni Tommaso	Kallasmaa Kaspar	Peklin Ivan	Johansson Andreas
schnellste Runde in Runde	0:46,482 Rn. 10	0:46,488 Rn. 7	0:46,532 Rn. 11	0:46,533 Rn. 8	0:46,543 Rn. 11	0:46,580 Rn. 10	0:46,660 Rn. 10	0:46,827 Rn. 7	0:46,838 Rn. 7	0:50,633 Rn. 2
Speed	92,9 km/h	92,9 km/h	92,8 km/h	92,8 km/h	92,8 km/h	92,7 km/h	92,6 km/h	92,3 km/h	92,2 km/h	85,3 km/h
Lap 1	1:00,730	0:52,875	0:51,904	1:03,250	1:03,199	0:59,281	0:54,207	1:01,312	0:59,183	0:58,029
Lap 2	0:52,199	0:51,430	0:48,662	0:54,581	0:57,793	0:52,453	0:49,822	0:51,504	0:50,387	0:50,633
Lap 3	0:50,989	0:49,835	0:49,282	0:51,115	0:50,347	0:49,406	0:49,222	0:50,273	0:48,902	2:38,057
Lap 4	0:51,598	0:47,881	0:47,853	0:49,727	0:51,692	0:49,111	0:48,127	0:48,452	0:47,468	2:46,682
Lap 5	0:48,319	0:47,232	0:47,004	0:48,399	0:47,564	0:47,469	0:47,033	0:47,806	0:47,003	0:57,553
Lap 6	0:47,012	0:46,729	0:46,887	0:48,647	0:46,949	0:47,512	0:46,917	0:47,246	0:46,967	
Lap 7	0:46,802	0:46,488	0:46,758	0:47,807	0:46,792	0:46,773	0:46,846	0:46,827	0:46,838	
Lap 8	0:46,530	0:46,489	0:46,712	0:46,533	0:46,603	0:46,641	0:46,664	0:47,565	0:47,985	
Lap 9	0:46,490	0:46,664	0:49,273	0:46,564	0:46,577	0:46,904	0:46,664	1:42,669	0:46,994	
Lap 10	0:46,482	0:46,527	0:46,710	0:46,725	0:46,557	0:46,580	0:46,660	0:46,936	0:47,263	
Lap 11	0:46,516	0:46,613	0:46,532	0:46,616	0:46,543	0:46,718	0:46,739		0:47,655	
Lap 12			0:46,609						0:47,120	

Warm Up DSKM (KZ2)

Ziel		Sektion 1		Sektion 2		Sektion 3	
Fahrername	Zeit	Fahrername	Zeit	Fahrername	Zeit	Fahrername	Zeit
1 260 Hilbrand, Pedro	0:45,637	204 Federer, Fabian	0:17,914	260 Hilbrand, Pedro	0:14,218	260 Hilbrand, Pedro	0:13,468
2 203 Pex, Stan	0:45,898	260 Hilbrand, Pedro	0:17,951	214 Giardelli, Allesandro	0:14,267	201 Pex, Jorrit	0:13,504
3 242 Kremers, Marijn	0:45,898	242 Kremers, Marijn	0:17,970	221 Stell, Daniel	0:14,301	203 Pex, Stan	0:13,507
4 204 Federer, Fabian	0:45,902	214 Giardelli, Allesandro	0:17,972	234 Vasile, Daniel	0:14,317	259 Luyet, Jean	0:13,515
5 214 Giardelli, Allesandro	0:45,928	203 Pex, Stan	0:17,989	217 Torqvist-Persson, Benjan	0:14,334	204 Federer, Fabian	0:13,563
6 221 Stell, Daniel	0:45,974	201 Pex, Jorrit	0:18,018	240 Skärås, Emil	0:14,337	231 Paul, Maximilian	0:13,572
7 259 Luyet, Jean	0:46,005	259 Luyet, Jean	0:18,025	242 Kremers, Marijn	0:14,342	221 Stell, Daniel	0:13,575
8 201 Pex, Jorrit	0:46,014	210 Horn, Moritz	0:18,025	203 Pex, Stan	0:14,345	251 Habulin, Kristijan	0:13,575
9 223 Schmitz, Alexander	0:46,025	223 Schmitz, Alexander	0:18,034	224 Lanzeni, William	0:14,357	232 Maticic, André	0:13,585
10 234 Vasile, Daniel	0:46,057	227 Tschentscher, Toni	0:18,043	204 Federer, Fabian	0:14,366	242 Kremers, Marijn	0:13,586
11 231 Paul, Maximilian	0:46,068	232 Maticic, André	0:18,050	231 Paul, Maximilian	0:14,368	223 Schmitz, Alexander	0:13,587
12 240 Skärås, Emil	0:46,094	231 Paul, Maximilian	0:18,054	259 Luyet, Jean	0:14,401	217 Torqvist-Persson, Benjan	0:13,595
13 232 Maticic, André	0:46,095	240 Skärås, Emil	0:18,059	223 Schmitz, Alexander	0:14,404	214 Giardelli, Allesandro	0:13,609
14 217 Torqvist-Persson, Benjan	0:46,122	221 Stell, Daniel	0:18,082	232 Maticic, André	0:14,414	236 Hold, Christoph	0:13,620
15 224 Lanzeni, William	0:46,129	234 Vasile, Daniel	0:18,085	201 Pex, Jorrit	0:14,426	234 Vasile, Daniel	0:13,624
16 227 Tschentscher, Toni	0:46,206	258 Cebrtan, Gerard	0:18,105	236 Hold, Christoph	0:14,445	227 Tschentscher, Toni	0:13,641
17 258 Cebrtan, Gerard	0:46,269	224 Lanzeni, William	0:18,110	218 Tubben, Max	0:14,450	224 Lanzeni, William	0:13,650
18 215 Rosati, Fabrizio	0:46,276	217 Torqvist-Persson, Benjan	0:18,114	230 Varhaug, Pål	0:14,464	210 Horn, Moritz	0:13,658
19 210 Horn, Moritz	0:46,306	215 Rosati, Fabrizio	0:18,118	215 Rosati, Fabrizio	0:14,469	264 Baldi, Alessio	0:13,659
20 218 Tubben, Max	0:46,307	218 Tubben, Max	0:18,132	255 Podobsky, Lukas	0:14,469	240 Skärås, Emil	0:13,663
21 236 Hold, Christoph	0:46,320	255 Podobsky, Lukas	0:18,140	251 Habulin, Kristijan	0:14,475	218 Tubben, Max	0:13,665
22 261 Prosperi, Enrico	0:46,371	251 Habulin, Kristijan	0:18,141	258 Cebrtan, Gerard	0:14,478	261 Prosperi, Enrico	0:13,681
23 251 Habulin, Kristijan	0:46,376	261 Prosperi, Enrico	0:18,146	210 Horn, Moritz	0:14,484	258 Cebrtan, Gerard	0:13,686
24 255 Podobsky, Lukas	0:46,386	212 Specken, Guust	0:18,150	241 Peklin, Ivan	0:14,498	215 Rosati, Fabrizio	0:13,689
25 230 Varhaug, Pål	0:46,482	252 Benni, Tommaso	0:18,154	264 Baldi, Alessio	0:14,521	233 Davies, Dylan	0:13,703
26 264 Baldi, Alessio	0:46,488	236 Hold, Christoph	0:18,168	227 Tschentscher, Toni	0:14,522	253 Bonsaudo, Kevin	0:13,711
27 212 Specken, Guust	0:46,532	264 Baldi, Alessio	0:18,186	261 Prosperi, Enrico	0:14,531	228 Pieruszek, Kevin	0:13,714
28 233 Davies, Dylan	0:46,533	230 Varhaug, Pål	0:18,189	253 Bonsaudo, Louis	0:14,532	252 Benni, Tommaso	0:13,729
29 228 Pieruszek, Kevin	0:46,543	228 Pieruszek, Kevin	0:18,194	233 Davies, Dylan	0:14,549	212 Specken, Guust	0:13,736
30 253 Bonsaudo, Louis	0:46,580	233 Davies, Dylan	0:18,221	228 Pieruszek, Kevin	0:14,575	230 Varhaug, Pål	0:13,745
31 252 Benni, Tommaso	0:46,660	253 Bonsaudo, Louis	0:18,255	212 Specken, Guust	0:14,591	255 Podobsky, Lukas	0:13,774
32 254 Kallasmaa, Kaspar	0:46,827	241 Peklin, Ivan	0:18,257	252 Benni, Tommaso	0:14,637	254 Kallasmaa, Kaspar	0:13,801
33 241 Peklin, Ivan	0:46,838	254 Kallasmaa, Kaspar	0:18,360	254 Kallasmaa, Kaspar	0:14,663	241 Peklin, Ivan	0:13,807
34 219 Johansson, Andreas	0:50,633	219 Johansson, Andreas	0:19,398	219 Johansson, Andreas	0:15,628	219 Johansson, Andreas	0:14,019

GERMAN KARTING CHAMPIONSHIPS 2018

13-15 / 04 / 2018

DMSB RegNr 88-2018

Warm Up DSKM (K22)

Die schnellsten Zeiten			
Ort	Nr. Fahrername	Zeit	σ Speed
Ziel	260 Hiltbrand, Pedro	0:45,637	94,7 km/h
Sektion 1	204 Federer, Fabian	0:17,914	106,7 km/h
Sektion 2	260 Hiltbrand, Pedro	0:14,218	98,7 km/h
Sektion 3	260 Hiltbrand, Pedro	0:13,468	74,6 km/h

	Snr.260 Hiltbrand, Pedro ESP CRG Holland			Snr.203 Pex, Stan NLD CRG Holland			Snr.242 Kremers, Marlijn ITA BIREL ART RACING S.R.L.			Snr.204 Federer, Fabian ITA SRP Racing Team			Snr.214 Giardelli, Alessandro ITA CRG Holland		
	theoretisch mögliche Bestzeit	Ziel	Zeit	theoretisch mögliche Bestzeit	Ziel	Zeit	theoretisch mögliche Bestzeit	Ziel	Zeit	theoretisch mögliche Bestzeit	Ziel	Zeit	theoretisch mögliche Bestzeit	Ziel	Zeit
best	0:45,637	0:17,951	0:14,218	0:45,898	0:17,989	0:14,345	0:45,898	0:17,970	0:14,342	0:45,902	0:17,914	0:14,366	0:45,928	0:17,972	0:14,267
Runde 1	1:00,570	0:25,150	0:19,296	0:56,866	0:23,622	0:17,316	0:59,395	0:23,963	0:18,990	1:03,167	0:26,293	0:19,997	0:54,728	0:22,533	0:16,698
Runde 2	0:53,923	0:21,957	0:16,876	0:52,387	0:21,260	0:16,305	0:52,922	0:21,462	0:16,549	0:53,627	0:22,025	0:16,604	0:49,956	0:21,010	0:14,893
Runde 3	0:50,480	0:20,057	0:16,101	0:50,641	0:20,474	0:15,635	0:50,650	0:20,489	0:15,689	0:50,495	0:20,418	0:15,756	0:46,997	0:18,400	0:14,726
Runde 4	0:48,545	0:19,413	0:15,065	0:49,753	0:19,530	0:15,556	0:48,828	0:19,142	0:15,647	0:48,386	0:19,247	0:15,411	0:46,867	0:18,220	0:14,819
Runde 5	0:47,544	0:18,841	0:14,911	0:47,930	0:23,759	0:15,372	0:46,529	0:18,372	0:14,551	0:47,101	0:18,502	0:14,863	0:46,400	0:18,213	0:14,443
Runde 6	0:46,224	0:18,236	0:14,442	0:46,710	0:18,431	0:14,588	0:46,667	0:18,059	0:14,964	0:47,161	0:18,553	0:14,807	0:46,227	0:18,156	0:14,390
Runde 7	0:45,968	0:18,012	0:14,277	0:46,154	0:18,046	0:14,474	0:46,091	0:18,125	0:14,372	0:46,327	0:18,199	0:14,524	0:46,078	0:18,050	0:14,374
Runde 8	0:45,637	0:17,951	0:14,218	0:48,761	0:19,313	0:15,770	0:46,037	0:18,013	0:14,397	0:45,983	0:17,963	0:14,457	0:46,032	0:18,045	0:14,371
Runde 9	0:45,863	0:17,954	0:14,414	0:45,898	0:18,046	0:14,345	0:47,017	0:18,617	0:14,695	0:47,082	0:18,761	0:14,692	0:46,342	0:18,380	0:14,347
Runde 10	0:45,947	0:17,974	0:14,408	0:45,916	0:17,989	0:14,415	0:45,898	0:17,970	0:14,342	0:45,902	0:17,914	0:14,366	0:45,939	0:18,063	0:14,267
Runde 11	0:45,866	0:18,006	0:14,326	0:46,196	0:18,048	0:14,581							0:45,928	0:17,972	0:14,285
Runde 12	0:45,947	0:18,081	0:14,293	0:13,573									0:46,063	0:17,976	0:14,465

Warm Up DSKM (K22)

Die schnellsten Zeiten			
Ort	Nr. Fahrername	Zeit	o Speed
Ziel	260 Hillbrand, Pedro	0:45,637	94,7 km/h
Sektion 1	204 Federer, Fabian	0:17,914	106,7 km/h
Sektion 2	260 Hillbrand, Pedro	0:14,218	98,7 km/h
Sektion 3	260 Hillbrand, Pedro	0:13,468	74,6 km/h

best	Stmr.221 Stell, Daniel DEU Mach1 Motorsport			Stmr.259 Luyet, Jean CHE CRG Holland			Stmr.201 Pex, Jorrit NLD CRG Holland			Stmr.223 Schmitz, Alexander DEU Alexander Schmitz			Stmr.234 Vasile, Daniel ROU DR S.R.L.			
	theoretisch mögliche Bestzeit	Ziel	Sektion 3	theoretisch mögliche Bestzeit	Ziel	Sektion 3	theoretisch mögliche Bestzeit	Ziel	Sektion 3	theoretisch mögliche Bestzeit	Ziel	Sektion 3	theoretisch mögliche Bestzeit	Ziel	Sektion 3	
Runde 1	1:00,686	0:25,030	0:19,123	0:16,533	0:59,395	0:24,621	0:18,544	0:16,230	0:52,757	0:21,163	0:16,568	0:15,026	0:50,527	0:24,463	0:17,994	0:16,070
Runde 2	0:55,421	0:22,546	0:17,685	0:15,190	0:51,197	0:20,427	0:15,805	0:14,965	0:51,431	0:20,567	0:16,332	0:14,532	0:52,020	0:21,101	0:16,040	0:14,879
Runde 3	0:57,149	0:21,318	0:15,804	0:14,027	0:49,238	0:19,765	0:15,557	0:13,916	0:49,993	0:19,724	0:15,833	0:14,436	0:49,952	0:20,006	0:15,704	0:14,242
Runde 4	0:48,829	0:20,060	0:15,010	0:13,759	0:47,525	0:18,955	0:14,782	0:13,788	0:49,884	0:19,374	0:16,316	0:14,194	0:47,403	0:18,498	0:14,928	0:13,977
Runde 5	0:46,945	0:18,563	0:14,547	0:13,835	0:48,743	0:18,737	0:16,066	0:13,940	0:47,847	0:18,926	0:15,074	0:13,847	0:46,671	0:18,285	0:14,668	0:13,718
Runde 6	0:46,293	0:18,214	0:14,405	0:13,674	0:46,313	0:18,095	0:14,578	0:13,640	0:47,378	0:18,511	0:14,981	0:13,886	0:46,720	0:18,300	0:14,607	0:13,813
Runde 7	0:46,030	0:18,082	0:14,327	0:13,621	0:46,200	0:18,165	0:14,401	0:13,634	0:46,554	0:18,306	0:14,593	0:13,655	0:46,255	0:18,152	0:14,418	0:13,685
Runde 8	0:46,219	0:18,105	0:14,459	0:13,655	0:46,021	0:18,054	0:14,452	0:13,515	0:46,168	0:18,138	0:14,454	0:13,576	0:50,769	0:20,184	0:16,188	0:14,397
Runde 9	0:45,974	0:18,098	0:14,301	0:13,575	0:46,805	0:18,297	0:14,540	0:13,968	0:46,014	0:18,034	0:14,444	0:13,536	0:46,616	0:18,326	0:14,629	0:13,661
Runde 10	0:53,661	0:18,121	0:14,765	0:20,775	0:46,658	0:18,161	0:14,836	0:13,661	0:50,917	0:20,475	0:16,614	0:13,828	0:46,025	0:18,034	0:14,404	0:13,587
Runde 11	0:48,095	0:19,400	0:14,985	0:13,710	0:46,287	0:18,200	0:14,514	0:13,573	0:46,018	0:18,088	0:14,426	0:13,504	0:48,350	0:18,169	0:15,110	0:15,071
Runde 12					0:46,005	0:18,018	0:14,417	0:13,570	0:46,073	0:17,989	0:14,465	0:13,619	0:46,057	0:18,089	0:14,317	0:13,651

Warm Up DSKM (K22)

Die schnellsten Zeiten			
Ort	Nr. Fahrername	Zeit	σ Speed
Ziel	260 Hillbrand, Pedro	0:45,637	94,7 km/h
Sektion 1	204 Federer, Fabian	0:17,914	106,7 km/h
Sektion 2	260 Hillbrand, Pedro	0:14,218	98,7 km/h
Sektion 3	260 Hillbrand, Pedro	0:13,468	74,6 km/h

Runde	Smr.231 Paul, Maximilian DEU DR S.R.L.		Smr.240 Skáros, Emil SWE ENERGY CORSE SRL		Smr.232 Matisic, André DEU Solgat Motorsport		Smr.217 Tornqvist-Persson, Benjamin SWE CRG Holland		Smr.224 Lanzani, William ITA BIREL ART RACING KSW							
	theoretisch mögliche Bestzeit	Ziel	theoretisch mögliche Bestzeit	Ziel	theoretisch mögliche Bestzeit	Ziel	theoretisch mögliche Bestzeit	Ziel	theoretisch mögliche Bestzeit	Ziel						
best	0:46,068	0:18,054	0:14,368	0:13,572	0:46,094	0:18,059	0:14,337	0:13,663	0:46,122	0:18,114	0:14,334	0:13,595	0:46,129	0:18,110	0:14,357	0:13,650
Runde 1	0:57,925	0:24,632	0:17,924	0:15,369	0:55,691	0:24,632	0:16,474	0:14,585	1:01,471	0:25,830	0:19,357	0:16,284	0:56,346	0:23,460	0:17,521	0:15,365
Runde 2	0:54,231	0:21,479	0:17,765	0:14,987	0:47,310	0:18,618	0:14,843	0:13,849	0:53,377	0:21,737	0:16,854	0:14,786	0:50,182	0:20,030	0:15,933	0:14,219
Runde 3	0:48,640	0:19,804	0:14,934	0:13,902	0:46,746	0:18,392	0:14,602	0:13,752	0:47,214	0:18,567	0:14,744	0:13,903	0:49,296	0:20,099	0:15,182	0:14,015
Runde 4	0:49,975	0:18,456	0:15,148	0:16,371	0:59,509	0:19,151	0:15,474	0:18,884	0:46,833	0:18,319	0:14,660	0:13,854	0:46,919	0:18,474	0:14,658	0:13,787
Runde 5	0:47,305	0:18,050	0:14,693	0:13,762	0:46,644	0:18,247	0:14,608	0:13,789	0:46,437	0:18,218	0:14,497	0:13,722	0:46,622	0:18,274	0:14,544	0:13,804
Runde 6	0:46,322	0:18,181	0:14,466	0:13,675	0:47,004	0:18,486	0:14,743	0:13,775	0:46,621	0:18,402	0:14,610	0:14,014	0:47,811	0:19,594	0:14,534	0:13,683
Runde 7	0:46,123	0:18,069	0:14,414	0:13,640	0:46,094	0:18,059	0:14,337	0:13,698	0:47,255	0:18,340	0:14,607	0:14,308	0:46,248	0:18,161	0:14,436	0:13,651
Runde 8	0:46,138	0:18,054	0:14,447	0:13,637	2:36,319	2:07,680	0:14,897	0:13,742	0:46,159	0:18,159	0:14,405	0:13,595	0:46,230	0:18,120	0:14,357	0:13,753
Runde 9	0:46,943	0:18,101	0:14,526	0:14,316	0:46,279	0:18,180	0:14,436	0:13,663	0:46,142	0:18,160	0:14,372	0:13,610	0:46,198	0:18,133	0:14,415	0:13,650
Runde 10	0:46,662	0:18,256	0:14,530	0:13,876					0:46,122	0:18,191	0:14,334	0:13,597	0:46,253	0:18,161	0:14,388	0:13,704
Runde 11	0:46,289	0:18,247	0:14,368	0:13,674					0:54,564	0:18,114	0:21,473	0:14,977	0:46,283	0:18,136	0:14,372	0:13,775
Runde 12	0:46,068	0:18,116	0:14,380	0:13,572									0:46,129	0:18,110	0:14,361	0:13,658

Warm Up DSKM (K22)

Die schnellsten Zeiten

Ort	Nr. Fahrername	Zeit	Streckenl.	Ø Speed
Ziel	260 Hillbrand, Pedro	0:45,637	1200 m	94,7 km/h
Sektion 1	204 Federer, Fabian	0:17,914	531 m	106,7 km/h
Sektion 2	260 Hillbrand, Pedro	0:14,218	390 m	98,7 km/h
Sektion 3	260 Hillbrand, Pedro	0:13,468	279 m	74,6 km/h

	Smr.227 Tschentscher, Toni DEU SRP Racing Team			Smr.258 Cebrian, Gerard ESP CRG Holland			Smr.215 Rosati, Fabrizio ITA SRP Racing Team			Smr.210 Horn, Moritz DEU TB Racing Team			Smr.218 Tubben, Max NLD CRG Holland							
	theoretisch mögliche Bestzeit	Ziel	Bestzeit	theoretisch mögliche Bestzeit	Ziel	Bestzeit	theoretisch mögliche Bestzeit	Ziel	Bestzeit	theoretisch mögliche Bestzeit	Ziel	Bestzeit	theoretisch mögliche Bestzeit	Ziel	Bestzeit					
best	0:46,206	0:18,043	0:14,522	0:13,641	0:46,269	0:18,105	0:14,478	0:13,686	0:46,276	0:18,118	0:14,469	0:13,689	0:46,306	0:18,025	0:14,484	0:13,658	0:46,307	0:18,132	0:14,450	0:13,665
Runde 1	0:56,781	0:22,440	0:18,082	0:16,259	0:57,200	0:22,877	0:18,316	0:16,007	0:54,784	0:21,991	0:17,050	0:15,743	0:51,202	0:20,435	0:16,450	0:14,317	0:54,055	0:21,670	0:17,629	0:14,756
Runde 2	0:52,133	0:21,094	0:16,322	0:14,717	0:52,829	0:21,475	0:16,357	0:14,997	0:52,650	0:20,729	0:16,477	0:15,444	0:48,241	0:19,020	0:15,119	0:14,102	0:49,391	0:19,905	0:15,345	0:14,141
Runde 3	0:49,692	0:19,628	0:15,737	0:14,327	0:50,638	0:20,610	0:15,686	0:14,342	0:50,961	0:20,763	0:15,962	0:14,236	0:47,011	0:18,293	0:14,891	0:13,827	0:47,601	0:18,641	0:14,846	0:14,114
Runde 4	0:48,677	0:19,329	0:15,476	0:13,872	0:48,899	0:19,371	0:15,514	0:14,014	0:47,919	0:18,789	0:15,124	0:14,006	0:46,746	0:18,327	0:14,677	0:13,742	0:46,840	0:18,407	0:14,587	0:13,846
Runde 5	0:47,045	0:18,427	0:14,798	0:13,820	0:46,845	0:18,385	0:14,673	0:13,787	0:46,983	0:18,407	0:14,703	0:13,873	0:46,491	0:18,174	0:14,569	0:13,748	0:46,681	0:18,331	0:14,583	0:13,767
Runde 6	0:47,695	0:18,294	0:15,242	0:14,159	0:46,898	0:18,243	0:14,919	0:13,736	0:46,808	0:18,216	0:14,680	0:13,912	0:46,350	0:18,160	0:14,484	0:13,706	0:46,528	0:18,235	0:14,582	0:13,711
Runde 7	0:46,630	0:18,277	0:14,657	0:13,696	0:46,635	0:18,421	0:14,494	0:13,720	2:27,673	1:58,893	0:14,907	0:13,873	0:46,306	0:18,025	0:14,546	0:13,735	0:46,397	0:18,168	0:14,470	0:13,759
Runde 8	0:46,345	0:18,100	0:14,573	0:13,672	0:46,269	0:18,105	0:14,478	0:13,686	0:47,056	0:18,783	0:14,547	0:13,726	0:46,518	0:18,324	0:14,536	0:13,658	0:46,421	0:18,132	0:14,596	0:13,693
Runde 9	0:46,545	0:18,217	0:14,586	0:13,742	0:46,764	0:18,249	0:14,795	0:13,720	0:46,276	0:18,118	0:14,469	0:13,689	0:46,355	0:18,047	0:14,564	0:13,744	1:33,762	1:04,954	0:14,809	0:13,999
Runde 10	0:46,206	0:18,043	0:14,522	0:13,641	0:46,327	0:18,122	0:14,508	0:13,697	0:46,463	0:18,181	0:14,486	0:13,796	0:46,540	0:18,099	0:14,596	0:13,845	0:46,336	0:18,186	0:14,464	0:13,686
Runde 11	0:46,610	0:18,384	0:14,576	0:13,650	0:46,736	0:18,409	0:14,593	0:13,734									0:46,307	0:18,192	0:14,450	0:13,665
Runde 12																				

Warm Up DSKM (K22)

Die schnellsten Zeiten

Ort	Nr. Fahrername	Zeit	Streckenk.	Ø Speed
Ziel	260 Hillbrand, Pedro	0:45,637	1200 m	94,7 km/h
Sektion 1	204 Federer, Fabian	0:17,914	531 m	106,7 km/h
Sektion 2	260 Hillbrand, Pedro	0:14,218	390 m	98,7 km/h
Sektion 3	260 Hillbrand, Pedro	0:13,468	279 m	74,6 km/h

best	Snr.236 Hold, Christoph AUT Maranellokart SRL		Snr.261 Prospero, Enrico ESP CRG Holland		Snr.251 Habulin, Kristijan HRV KKI		Snr.255 Podobsky, Lukas CZE Lukas Podobsky		Snr.230 Varhaug, Pål NOR CRG Holland	
	theoretisch mögliche Bestzeit	Ziel	theoretisch mögliche Bestzeit	Ziel	theoretisch mögliche Bestzeit	Ziel	theoretisch mögliche Bestzeit	Ziel	theoretisch mögliche Bestzeit	Ziel
Runde 1	0:56,821	0:18,342	0:15,882	0:18,555	0:17,702	0:15,852	0:18,731	0:15,794	1:00,730	0:25,690
Runde 2	0:49,790	0:19,852	0:14,665	0:16,066	0:16,078	0:14,726	0:15,220	0:14,217	0:52,199	0:21,118
Runde 3	0:49,273	0:19,937	0:15,415	0:15,098	0:14,892	0:13,921	0:15,434	0:14,072	0:50,989	0:20,083
Runde 4	0:47,063	0:18,535	0:14,720	0:14,909	0:13,857	0:13,790	0:14,698	0:13,870	0:51,598	0:19,623
Runde 5	0:46,580	0:18,234	0:14,545	0:14,647	0:14,641	0:13,811	0:14,830	0:14,246	0:48,319	0:19,035
Runde 6	0:46,492	0:18,216	0:14,559	0:14,673	0:13,762	0:13,699	0:14,568	0:13,793	0:47,012	0:18,445
Runde 7	0:46,320	0:18,168	0:14,445	0:14,543	0:13,695	0:13,704	0:14,629	0:13,912	0:46,802	0:18,323
Runde 8	0:46,669	0:18,324	0:14,490	0:14,531	0:13,694	0:13,734	0:14,472	0:13,774	0:46,530	0:18,282
Runde 9	0:47,104	0:18,556	0:14,040	0:14,566	0:13,781	0:13,667	0:14,534	0:13,828	0:46,490	0:18,280
Runde 10	0:46,709	0:18,278	0:13,740	0:14,560	0:13,746	0:15,798	0:14,730	0:13,822	0:46,482	0:18,270
Runde 11	0:46,354	0:18,222	0:13,620	0:14,566	0:13,681	0:13,615	0:14,519	0:13,874	0:46,516	0:18,189
Runde 12				0:14,569	0:13,728	0:14,743	0:14,469	0:13,873		

Warm Up DSKM (KZ2)

Die schnellsten Zeiten

Ort	Nr. Fahrername	Zeit	Streckenkil.	Ø Speed
Ziel	260 Hillbrand, Pedro	0:45,637	1200 m	94,7 km/h
Sektion 1	204 Federer, Fabian	0:17,914	531 m	106,7 km/h
Sektion 2	260 Hillbrand, Pedro	0:14,218	390 m	98,7 km/h
Sektion 3	260 Hillbrand, Pedro	0:13,468	279 m	74,6 km/h

best	Smr.264 Baldi, Alessio ITA INTREPID DRIVER PROGRAM SRL theoretisch mögliche Bestzeit 0:46,366			Smr.212 Specken, Guust NLD Guust Specken theoretisch mögliche Bestzeit 0:46,477			Smr.233 Davies, Dylan NLD Zanardi racing team theoretisch mögliche Bestzeit 0:46,473			Smr.228 Piaruszek, Kevin DEU BIREL ART RACING KSW theoretisch mögliche Bestzeit 0:46,483			Smr.253 Bonsaudo, Louis FRA Louis Bonsaudo theoretisch mögliche Bestzeit 0:46,498							
	Ziel	Sektion 1	Sektion 2	Sektion 3	Ziel	Sektion 1	Sektion 2	Sektion 3	Ziel	Sektion 1	Sektion 2	Sektion 3	Ziel	Sektion 1	Sektion 2	Sektion 3				
Runde 1	0:46,488	0:18,186	0:14,521	0:13,659	0:51,904	0:21,253	0:16,106	0:14,545	1:03,250	0:27,189	0:19,291	0:16,770	1:03,199	0:26,637	0:19,512	0:17,050	0:59,281	0:24,438	0:18,530	0:16,313
Runde 2	0:51,430	0:20,357	0:16,266	0:14,807	0:48,662	0:19,104	0:15,282	0:14,276	0:54,581	0:22,954	0:16,743	0:14,884	0:57,793	0:23,843	0:17,928	0:16,022	0:52,453	0:21,209	0:16,349	0:14,895
Runde 3	0:49,835	0:19,420	0:15,775	0:14,640	0:49,282	0:18,689	0:15,526	0:15,067	0:51,115	0:20,987	0:15,749	0:14,379	0:50,347	0:20,272	0:15,573	0:14,502	0:49,406	0:19,404	0:15,567	0:14,435
Runde 4	0:47,881	0:18,906	0:15,146	0:13,829	0:47,853	0:18,523	0:15,118	0:14,212	0:49,727	0:19,760	0:15,467	0:14,500	0:51,692	0:18,977	0:15,076	0:17,639	0:49,111	0:19,274	0:15,757	0:14,080
Runde 5	0:47,232	0:18,757	0:14,715	0:13,760	0:47,004	0:18,370	0:14,744	0:13,890	0:48,399	0:19,284	0:14,962	0:14,153	0:47,564	0:18,888	0:14,817	0:13,909	0:47,469	0:18,833	0:14,764	0:13,872
Runde 6	0:46,729	0:18,317	0:14,597	0:13,815	0:46,887	0:18,310	0:14,741	0:13,836	0:48,647	0:19,131	0:15,022	0:14,494	0:46,949	0:18,436	0:14,676	0:13,837	0:47,512	0:18,999	0:14,698	0:13,815
Runde 7	0:46,488	0:18,186	0:14,643	0:13,659	0:46,758	0:18,299	0:14,652	0:13,807	0:47,807	0:18,774	0:14,688	0:14,345	0:46,792	0:18,291	0:14,697	0:13,804	0:46,773	0:18,302	0:14,735	0:13,736
Runde 8	0:46,489	0:18,228	0:14,564	0:13,697	0:46,712	0:18,315	0:14,640	0:13,757	0:46,533	0:18,274	0:14,556	0:13,794	0:46,603	0:18,255	0:14,595	0:13,753	0:46,641	0:18,261	0:14,616	0:13,764
Runde 9	0:46,664	0:18,292	0:14,656	0:13,716	0:49,273	0:19,504	0:16,023	0:13,746	0:46,564	0:18,221	0:14,549	0:13,904	0:46,577	0:18,274	0:14,575	0:13,728	0:46,904	0:18,537	0:14,656	0:13,711
Runde 10	0:46,527	0:18,228	0:14,521	0:13,778	0:46,710	0:18,277	0:14,597	0:13,836	0:46,725	0:18,233	0:14,588	0:13,904	0:46,557	0:18,243	0:14,600	0:13,714	0:46,580	0:18,307	0:14,532	0:13,741
Runde 11	0:46,613	0:18,290	0:14,610	0:13,713	0:46,532	0:18,150	0:14,646	0:13,736	0:46,616	0:18,242	0:14,558	0:13,816	0:46,543	0:18,194	0:14,603	0:13,746	0:46,718	0:18,255	0:14,631	0:13,832
Runde 12					0:46,609	0:18,225	0:14,591	0:13,793												

Warm Up DSKM (K22)

Die schnellsten Zeiten

Ort	Nr. Fahrername	Zeit	Streckenl.	Ø Speed
Ziel	260 Hillbrand, Pedro	0:45,637	1200 m	94,7 km/h
Sektion 1	204 Federer, Fabian	0:17,914	531 m	106,7 km/h
Sektion 2	260 Hillbrand, Pedro	0:14,218	390 m	98,7 km/h
Sektion 3	260 Hillbrand, Pedro	0:13,468	279 m	74,6 km/h

best	Snr.252 Benni, Tommaso ITA		Snr.254 Kallasmaa, Kaspar EST		Snr.241 Peklin, Ivan UKR		Snr.219 Johansson, Andreas SWE		Ziel	Sektion 1	Sektion 2	Sektion 3				
	theoretisch mögliche Bestzeit	Ziel	theoretisch mögliche Bestzeit	Ziel	theoretisch mögliche Bestzeit	Ziel	theoretisch mögliche Bestzeit	Ziel								
Runde 1	0:54,207	0:22,494	0:17,073	0:14,640	0:19,312	0:26,225	0:19,745	0:15,342	0:59,183	0:25,384	0:18,445	0:15,354	0:50,029	0:24,345	0:18,266	0:15,418
Runde 2	0:49,822	0:18,867	0:16,212	0:14,743	0:51,504	0:19,752	0:15,741	0:16,011	0:50,387	0:19,625	0:15,774	0:14,988	0:50,633	0:19,398	0:15,850	0:15,385
Runde 3	0:49,222	0:20,005	0:15,179	0:14,038	0:50,273	0:20,208	0:15,918	0:14,147	0:48,902	0:19,751	0:15,083	0:14,068	2:38,057	2:06,947	0:15,946	0:15,164
Runde 4	0:48,127	0:18,587	0:15,284	0:14,256	0:48,452	0:19,338	0:15,134	0:13,980	0:47,468	0:18,626	0:14,777	0:14,065	2:46,682	2:17,035	0:15,628	0:14,019
Runde 5	0:47,033	0:18,406	0:14,816	0:13,811	0:47,806	0:18,929	0:14,960	0:13,917	0:47,003	0:18,434	0:14,631	0:13,938	0:57,553	0:23,919	0:16,729	0:16,905
Runde 6	0:46,917	0:18,382	0:14,718	0:13,817	0:47,246	0:18,667	0:14,727	0:13,852	0:46,967	0:18,409	0:14,661	0:13,897				
Runde 7	0:46,846	0:18,154	0:14,954	0:13,738	0:46,827	0:18,360	0:14,666	0:13,801	0:46,838	0:18,442	0:14,498	0:13,898				
Runde 8	0:46,664	0:18,223	0:14,712	0:13,729	0:47,565	0:18,690	0:14,927	0:13,948	0:47,985	0:19,137	0:14,723	0:14,125				
Runde 9	0:46,664	0:18,275	0:14,649	0:13,740	1:42,669	1:12,735	0:15,066	0:14,868	0:46,994	0:18,266	0:14,817	0:13,911				
Runde 10	0:46,660	0:18,199	0:14,637	0:13,824	0:46,936	0:18,455	0:14,663	0:13,818	0:47,263	0:18,455	0:14,940	0:13,868				
Runde 11	0:46,739	0:18,266	0:14,700	0:13,773					0:47,655	0:19,301	0:14,547	0:13,807				
Runde 12									0:47,120	0:18,257	0:14,588	0:14,275				

Ranking Qualifying Heats DSKM (K22)

Strecke / track: 1200m
 schnellste Rennrunde gefahren von Jorrit Pex aus Lauf 1 / Runde 6 in 0:45,871

Doc. 38

Pos	Str. Nr.	Fahrer / Driver	Nation	Bewerber/Sponsor	Nation	Lizenz / B-Lizenz	Chassis/Motor/Reifen	Punkte Points	Quali POS	Last Heat	Pos	Punkte Points	Rn. Lap	Zeit Time	schnellste Runde fastest Lap	Bunde in Lap
1	204	Federer, Fabian	ITA	SRP Racing Team	DEU	353643 KBF1156791	CRG / TM / Vega	0	1	2	1	0	13	10:09.129	0:46.047	7
2	260	Hiltbrand, Pedro	ESP	CRG Holland	NLD	301202 15521	CRG / TM / Vega	3	2	1	1	0	13	10:06.131	0:45.949	11
3	223	Schmitz, Alexander	DEU	Alexander Schmitz	DEU	IKA 1120614 IKA 1120614	Tony Kart / Vortex / Vega	4	5	1	2	2	13	10:06.957	0:45.964	13
4	236	Hold, Christoph	AUT	Maranellokart SRL	AUT	JK 2017 298671	Maranello / Modena / Vega	6	7	2	2	2	13	10:10.317	0:45.982	11
5	201	Pex, Jorrit	NLD	CRG Holland	NLD	27382 15521	CRG / TM / Vega	8	11	2	2	2	13	10:09.576	0:46.120	10
6	240	Skåras, Emil	SWE	ENERGY CORSE SRL	ITA	199805302198 295423	ENERGY / TM / Vega	11	6	1	7	7	13	10:12.567	0:45.970	9
7	251	Habulin, Kristijan	HRV	KK1	HRV	0646 1	TB kjart / TM / Vega	11	13	2	5	5	13	10:10.776	0:46.096	9
8	221	Stell, Daniel	DEU	Mach1 Motorsport	DEU	IKB 1138227 KBF 1005514	MACH1 / TM / Vega	13	3	1	6	6	13	10:11.506	0:45.980	10
9	214	Giardelli, Allesandro	ITA	CRG Holland	NLD	346470 15521	CRG / TM / Vega	14	4	2	3	3	13	10:09.801	0:46.112	5
10	234	Vasile, Daniel	ROU	DR S.R.L.	ITA	11 296449	DR / Modena / Vega	17	10	2	10	10	13	10:14.700	0:46.156	6
11	215	Rosati, Fabrizio	ITA	SRP Racing Team	DEU	366709 KBF1156791	CRG / TM / Vega	17	17	1	9	9	13	10:13.985	0:46.237	6
12	264	Baldi, Alessio	ITA	INTREPID DRIVER PROGRAM SRL	ITA	303173 295717	INTREPID / TM / Vega	17	19	3	8	8	13	10:13.228	0:46.192	12
13	224	Lanzeni, William	ITA	BIREL ART RACING KSW	AUT	355886 BK 102	BirelART / TM / Vega	19	16	2	9	9	13	10:14.049	0:46.338	7
14	259	Luyet, Jean	CHE	CRG Holland	NLD	505028 15521	CRG / TM / Vega	20	9	1	14	14	13	10:15.818	0:46.119	12
15	227	Tschentscher, Toni	DEU	SRP Racing Team	DEU	IKC 1133992 KBF 1156791	CRG / TM / Vega	20	20	3	12	12	13	10:12.661	0:46.237	7
16	242	Kremers, Marijn	ITA	BIREL ART RACING S.R.L.	ITA	28576 370004	BIREL ART / TM / Vega	21	12	1	5	5	13	10:10.027	0:46.033	9
17	232	Maticic, André	DEU	Solgart Motorsport	DEU	IKB 1083048 KBF 1079882	BirelART / TM / Vega	23	21	1	11	11	13	10:14.657	0:46.225	8
18	210	Horn, Moritz	DEU	TB Racing Team	DEU	IKB 1132818 KBF 1116906	Kart Republic / TM / Vega	24	15	1	10	10	13	10:14.584	0:46.287	9
19	217	Tornqvist-Persson, Benjamin	SWE	CRG Holland	NLD	199810314592 15521	CRG / TM / Vega	24	22	2	11	11	13	10:15.119	0:46.204	7
20	228	Pieruszek, Kevin	DEU	BIREL ART RACING KSW	AUT	IKB 1124247 BK 102	BirelART / TM / Vega	27	25	2	13	13	13	10:16.822	0:46.392	9
21	233	Davies, Dylan	NLD	Zanardi racing team	NLD	18909 28613	Zanardi / TM / Vega	27	30	1	12	12	13	10:14.864	0:46.321	12
22	218	Tubben, Max	NLD	CRG Holland	NLD	33495 15521	CRG / TM / Vega	31	29	2	15	15	13	10:19.273	0:46.414	9
23	230	Varhaug, Pål	NOR	CRG Holland	NLD	28345 15521	CRG / TM / Vega	33	18	1	15	15	13	10:16.473	0:46.480	12
24	261	Prosperi, Enrico	ESP	CRG Holland	NLD	ITB0009 15521	CRG / TM / Vega	33	27	1	16	16	13	10:17.588	0:46.519	6
25	203	Pex, Stan	NLD	CRG Holland	NLD	31772 15521	CRG / TM / Vega	34	8	1	4	4	13	10:08.643	0:46.076	5
26	255	Podobsky, Lukas	CZE	Lukas Podobsky	CZE	18AS0458 18AT0101	BirelArt / TM / Vega	35	23	3	20	20	13	10:19.836	0:46.445	7
27	258	Cebrian, Gerard	ESP	CRG Holland	NLD	46151222C 15521	CRG / TM / Vega	37	32	1	21	21	13	10:20.349	0:46.475	13
28	252	Benni, Tommaso	ITA	Tommaso Benni	ITA	303851 303851	BIREL / TM RACING / Vega	40	26	3	17	17	13	10:19.753	0:46.290	9
29	253	Bonsaudo, Louis	FRA	Louis Bonsaudo	FRA	219713 219713	jb17 / TM / Vega	40	33	1	19	19	13	10:19.374	0:46.580	10
30	212	Specken, Guust	NLD	Guust Specken	NLD	33443 33443	Gillard / Vortex / Vega	43	38	2	21	21	13	10:24.970	0:46.675	10
31	219	Johansson, Andreas	SWE	CRG Holland	NLD	199907225875 15521	CRG / TM / Vega	45	35	1	24	24	13	10:27.066	0:46.554	6
32	254	Kallasmaa, Kaspar	EST	Kaspar Kallasmaa	EST	K 912 115 E	Energy / TM / Vega	45	45	3	18	18	13	10:19.252	0:46.542	10
33	231	Paul, Maximilian	DEU	DR S.R.L.	ITA	IKC 1140086 296449	DR / Modena / Vega	46	14	2	22	22	13	10:25.461	0:46.660	11
34	241	Peklin, Ivan	UKR	Victory Racing Team	UKR	CS.28.0009.18 CT.28.0005.18	Maranello / TM / Vega	46	31	3	24	24	13	10:29.888	0:46.797	10
35	213	Netiagovskii, Daniel	CZE	Gregor Kart s.r.o.	CZE	925 338	Tony Kart / TM / Vega	47	36	1	28	28	13	10:31.928	0:46.615	7
36	239	La Martina, Alessio	ITA	SRP Racing Team	DEU	406383 KBF 1156791	CRG / TM / Vega	48	28	2	27	27	13	10:29.109	0:46.768	6
37	238	Jilek, Michal	CZE	Solgart Motorsport	DEU	18AS0808 KBF 1079882	BirelART / TM / Vega	48	34	3	22	22	13	10:26.688	0:46.743	13
38	211	Mrosek, Michael	DEU	Team AK RACING	AUT	IKC 1131164 BK 005	Formula K / TM / Vega	48	40	2	25	25	13	10:27.994	0:46.570	7

Strecke / track: 1200m

schnellste Rennrunde gefahren von Jorrit Pex aus Lauf 1 / Runde 6 in 0:45,871

Doc. 38


Pos	Str. Nr.	Fahrer Driver	Nation	Bewerber/Sponsor	Nation	Lizenz / B-Lizenz	Chassis/Motor/Reifen	Punkte Points	Quali POS	Last Heat	Pos	Punkte Points	Rn. Lp	Zeit Time	schnellste Runde fastest Lap	in Runde in Lap
39	207	Nilsson, Brandon	SWE	 Intrepid Driver Program Srl	ITA	 199502194179 295717	Intrepid / TM / Vega	48	43	2	28	28	13	10:29,246	0:46,611	8
										3	20	20	13	10:25,817	0:46,441	10
40	263	Dzitiev, Yuri	RUS	 Ward Racing	SWE	 18535 102	Tonykart / TM / Vega	49	24	1	25	25	13	10:27,341	0:46,599	6
										2	24	24	13	10:27,433	0:46,617	11
41	208	Ratl, Cyril	CHE	 Kart-Club Oerlikon	CHE	 505053 500006	CRG / TM / Vega	49	42	1	29	29	13	10:34,544	0:46,945	12
										2	20	20	13	10:24,392	0:46,540	7
42	237	Lang, Hannah	GBR	 MK Racing	GBR	 212874 273486	Tony Kart / Vortex / Vega	52	41	1	26	26	13	10:27,573	0:46,685	7
										3	26	26	13	10:31,344	0:46,754	9
43	266	Forne, Antonio	ESP	 CRG Holland	NLD	 ITCSR-0013-ESP 15521	CRG / TM / Vega	52	44	1	27	27	13	10:31,714	0:47,083	6
										3	25	25	13	10:30,672	0:46,974	9
44	256	Costa, Francesco	ITA	 Francesco Costa	ITA	 370356 370356	Sodikart / Tm Racing / Vega	58	46	2	30	30	13	10:34,907	0:47,551	13
										3	28	28	13	10:36,257	0:47,409	9
45	220	Lagerström, Linus	SWE	 JP Racing	SWE	 199409301216 105	Expit / TM / Vega	59	39	1	30	30	13	10:48,068	0:46,669	6
										2	29	29	13	10:31,088	0:46,586	11
46	265	Munaretto, Luca	ITA	 Anna-Maria Kokosioulis	ITA	 398070 398068	CRG / TM / Vega	63	37	2	31	31	6	5:00,505	0:47,195	3
										3	31	32	-	-	-	-

Rennleitung: Kai Medefind Racedirektor: Thomas Lainer

Sportkommissare: Th. Ferrero / U. Bell / H. Seidel / P. Acerbi

Techn. Kommissare: H.-J. Dangers / M. Grasshoff / C. Schmidt / D. Pietzko / M. Somera / A. Mazzanti

Zeitmahme: KART-DATA timing service Franz Schieszler / Martin Summerer



17	241	Victory Racing Team Peklin Ivan Startposition 34	17	231	DR S.R.L. Paul Maximilian Startposition 33
16	254	Kaspar Kallasmaa Kallasmaa Kaspar Startposition 32	16	219	CRG Holland Johansson Andreas Startposition 31
15	212	Guust Specken Specken Guust Startposition 30	15	253	Louis Bonsaudo Bonsaudo Louis Startposition 29
14	252	Tommaso Benni Benni Tommaso Startposition 28	14	258	CRG Holland Cebrian Gerard Startposition 27
13	255	Lukas Podobsky Podobsky Lukas Startposition 26	13	203	CRG Holland Pex Stan Startposition 25
12	261	CRG Holland Prosperi Enrico Startposition 24	12	230	CRG Holland Varhaug Pål Startposition 23
11	218	CRG Holland Tubben Max Startposition 22	11	233	Zanardi racing team Davies Dylan Startposition 21
10	228	BIREL ART RACING KSW Pieruszek Kevin Startposition 20	10	217	CRG Holland Tornqvist-Persson Benjamin Startposition 19
9	210	TB Racing Team Horn Moritz Startposition 18	9	232	Solgat Motorsport Maticic André Startposition 17
8	242	BIREL ART RACING S.R.L. Kremers Marijn Startposition 16	8	227	SRP Racing Team Tschentscher Toni Startposition 15
7	259	CRG Holland Luyet Jean Startposition 14	7	224	BIREL ART RACING KSW Lanzeni William Startposition 13
6	264	INTREPID DRIVER PROGRAM SRL Baldi Alessio Startposition 12	6	215	SRP Racing Team Rosati Fabrizio Startposition 11
5	234	DR S.R.L. Vasile Daniel Startposition 10	5	214	CRG Holland Giardelli Alessandro Startposition 9
4	221	Mach1 Motorsport Stell Daniel Startposition 8	4	251	KK1 Habulin Kristijan Startposition 7
3	240	ENERGY CORSE SRL Skåras Emil Startposition 6	3	201	CRG Holland Pex Jorrit Startposition 5
2	236	Maranellokart SRL Hold Christoph Startposition 4	2	223	Alexander Schmitz Schmitz Alexander Startposition 3
1	260	CRG Holland Hiltbrand Pedro Startposition 2	1	204	SRP Racing Team Federer Fabian Startposition 1

Starting Grid of Ranking Qualifying Heats DSKM (KZ2)

Rennen 16 Race 1

DMSB RegNr 08-2018

R 10 DSKM (KZ2) Heat 3 A <> B

Strecke / track: 1200m fastest Lap Giardelli, Allesandro at: 0:45,926
 started: 30 classified: 30 not classified: 0 not started: 1 Doc. 34

Pos	Str. Nr.	Fahrer / Driver	Nation	Bewerber/Sponsor	Nation	Lizenz / B-Lizenz	Chassis/Motor/Reifen	Points	Runden Laps	Gesamtzeit Differenz	Abstand Gap	beste Runde best Lap	in R. in L.	o Geschw. g Speed
1	204	Federer, Fabian	ITA	SRP Racing Team	DEU	353643 KBF1156791	CRG / TM / Vega	0	13	10:10,021		0:46,023	11	92,1 km/h 93,9 km/h
2	223	Schmitz, Alexander	DEU	Alexander Schmitz	DEU	IKA 1120614 IKA 1120614	Tony Kart / Vortex / Vega	2	13	10:10,317 0:00,296	0:00,296	0:45,982	11	92 km/h 93,9 km/h
3	260	Hiltbrand, Pedro	ESP	CRG Holland	NLD	301202 15521	CRG / TM / Vega	3	13	10:11,145 0:01,124	0:00,828	0:46,029	7	91,9 km/h 93,9 km/h
4	236	Hold, Christoph	AUT	Maranellokart SRL	AUT	JK 2017 298671	Maranello / Modena / Vega	4	13	10:11,748 0:01,727	0:00,603	0:46,092	12	91,8 km/h 93,7 km/h
5	201	Pex, Jorrit	NLD	CRG Holland	NLD	27382 15521	CRG / TM / Vega	5	13	10:12,134 0:02,113	0:00,386	0:46,093	13	91,7 km/h 93,7 km/h
6	251	Habulin, Kristijan	HRV	KK1	HRV	0646 1	TB kjart / TM / Vega	6	13	10:12,762 0:02,741	0:00,628	0:45,998	11	91,7 km/h 93,9 km/h
7	234	Vasile, Daniel	ROU	DR S.R.L.	ITA	11 296449	DR / Modena / Vega	7	13	10:14,659 0:04,638	0:01,897	0:46,281	11	91,4 km/h 93,3 km/h
8	215	Rosati, Fabrizio	ITA	SRP Racing Team	DEU	366705 KBF1156791	CRG / TM / Vega	8	13	10:15,788 0:05,767	0:01,129	0:46,235	9	91,2 km/h 93,4 km/h
9	264	Baldi, Alessio	ITA	INTREPID DRIVER PROGRAM SRL	ITA	303173 295717	INTREPID / TM / Vega	9	13	10:16,055 0:06,034	0:00,267	0:46,230	10	91,2 km/h 93,4 km/h
10	224	Lanzeni, William	ITA	BIREL ART RACING KSW	AUT	355886 BK 102	BirelART / TM / Vega	10	13	10:16,309 0:06,288	0:00,254	0:46,261	9	91,1 km/h 93,4 km/h
11	214	Giardelli, Allesandro	ITA	CRG Holland	NLD	34470 15521	CRG / TM / Vega	11	13	10:16,398 0:06,377	0:00,089	0:45,926	9	91,1 km/h 94,1 km/h
12	227	Tschentscher, Toni	DEU	SRP Racing Team	DEU	IKC 1133992 KBF 1156791	CRG / TM / Vega	12	13	10:16,900 0:06,879	0:00,502	0:46,268	12	91 km/h 93,4 km/h
13	217	Tornqvist-Persson, Benjamin	SWE	CRG Holland	NLD	19981031459? 15521	CRG / TM / Vega	13	13	10:17,409 0:07,388	0:00,509	0:46,236	10	91 km/h 93,4 km/h
14	228	Pieruszek, Kevin	DEU	BIREL ART RACING KSW	AUT	IKB 1124247 BK 102	BirelART / TM / Vega	14	13	10:18,650 0:08,629	0:01,241	0:46,365	11	90,8 km/h 93,2 km/h
15	255	Podobsky, Lukas	CZE	Lukas Podobsky	CZE	18A50458 18A70101	BirelArt / TM / Vega	15	13	10:19,334 0:09,313	0:00,684	0:46,489	13	90,7 km/h 92,9 km/h
16	258	Cebrian, Gerard	ESP	CRG Holland	NLD	46151222? 15521	CRG / TM / Vega	16	13	10:19,566 0:09,545	0:00,232	0:46,361	12	90,6 km/h 93,2 km/h
17	252	Benni, Tommaso	ITA	Tommaso Benni	ITA	303851 303851	BIREL / TM RACING / Vega	17	13	10:19,753 0:09,732	0:00,187	0:46,290	9	90,6 km/h 93,3 km/h
18	218	Tubben, Max	NLD	CRG Holland	NLD	33495 15521	CRG / TM / Vega	18	13	10:20,132 0:10,111	0:00,379	0:46,333	12	90,6 km/h 93,2 km/h
19	212	Specken, Guust	NLD	Guust Specken	NLD	33443 33443	Gillard / Vortex / Vega	19	13	10:22,664 0:12,643	0:02,532	0:46,446	10	90,2 km/h 93 km/h
20	207	Nilsson, Brandon	SWE	Intrepid Driver Program Srl	ITA	19950219417? 295717	Intrepid / TM / Vega	20	13	10:25,817 0:15,796	0:03,153	0:46,441	10	89,7 km/h 93 km/h
21	239	La Martina, Alessio	ITA	SRP Racing Team	DEU	406383 KBF 1156791	CRG / TM / Vega	21	13	10:26,376 0:16,355	0:00,559	0:46,719	12	89,7 km/h 92,5 km/h
22	238	Jilek, Michal	CZE	Solgat Motorsport	DEU	18A50808 KBF 1079882	BirelART / TM / Vega	22	13	10:26,680 0:16,667	0:00,312	0:46,743	13	89,6 km/h 92,4 km/h
23	211	Mrosek, Michael	DEU	Team AK RACING	AUT	IKC 1131164 BK 005	Formula K / TM / Vega	23	13	10:28,599 0:18,578	0:01,911	0:46,562	12	89,3 km/h 92,8 km/h
24	241	Peklin, Ivan	UKR	Victory Racing Team	UKR	CS.28.0009.11 CT.28.0005.18	Maranello / TM / Vega	24	13	10:29,888 0:19,867	0:01,289	0:46,797	10	89,2 km/h 92,3 km/h
25	266	Forne, Antonio	ESP	CRG Holland	NLD	ITCSR-0013-ESF 15521	CRG / TM / Vega	25	13	10:30,672 0:20,651	0:00,784	0:46,974	9	89 km/h 92 km/h
26	237	Lang, Hannah	GBR	MK Racing	GBR	212874 273486	Tony Kart / Vortex / Vega	26	13	10:31,344 0:21,323	0:00,672	0:46,754	9	89 km/h 92,4 km/h
27	219	Johansson, Andreas	SWE	CRG Holland	NLD	19990722587? 15521	CRG / TM / Vega	27	13	10:35,222 0:25,201	0:03,878	0:46,678	9	88,4 km/h 92,5 km/h
28	256	Costa, Francesco	ITA	Francesco Costa	ITA	370356 370356	Sodikart / Tm Racing / Vega	28	13	10:36,257 0:26,236	0:01,035	0:47,409	9	88,3 km/h 91,1 km/h
29	231	Paul, Maximilian	DEU	DR S.R.L.	ITA	IKC 1140086 296449	DR / Modena / Vega	29	3	2:30,807 10 R	10 R	0:47,055	3	85,9 km/h 91,8 km/h
30	203	Pex, Stan	NLD	CRG Holland	NLD	31772 15521	CRG / TM / Vega	30	1	1:01,193 12 R	2 R	0:56,526	1	70,6 km/h 76,4 km/h

the following drivers did not start.

265 Munaretto, Luca ITA

StNr. 219 10 Sec.Penalty
 StNr. 214 5 sec penalty Frontfailing

Rennleitung: Kai Medefind Racedirektor: Thomas Lainer
 Sportkommissare: Th. Ferrero / U. Bell / H. Seidel / P. Acerbi
 Techn. Kommissare: H-J. Dangers / M. Grasshoff / C. Schmidt / D. Pietzko / M. Somera / A. Mazzanti
 Zeitnahme: KART-DATA timing service Franz Schieszler / Martin Summerer

Zeitnahme / timekeeping
 control
 Franz Schieszler
 Aushangzeit : 17:21:19



www.kart-dm.de


R 10 DSKM (KZ2) Heat 3 A < > B

Strecke / track: 1200

Fahrername Driver	Federer Fabian	Schmitz Alexander	Hiltbrand Pedro	Hold Christoph	Pex Jorrit	Habulin Kristijan	Vasile Daniel	Rosati Fabrizio	Baldi Alessio	Lanzani William	Giardelli Alessandro	Tschentscher Toni
schnellste Runde in Runde	0:46,023 Rn. 11	0:45,982 Rn. 11	0:46,029 Rn. 7	0:46,092 Rn. 12	0:46,093 Rn. 13	0:45,998 Rn. 11	0:46,281 Rn. 11	0:46,235 Rn. 9	0:46,230 Rn. 10	0:46,261 Rn. 9	0:45,926 Rn. 9	0:46,268 Rn. 12
Speed	93,9 km/h	93,9 km/h	93,9 km/h	93,7 km/h	93,7 km/h	93,9 km/h	93,3 km/h	93,4 km/h	93,4 km/h	93,4 km/h	94,1 km/h	93,4 km/h
Lap 1	0:51,533	0:50,027	0:50,159	0:50,237	0:50,084	0:51,304	0:50,259	0:50,461	0:50,851	0:51,294	0:50,292	0:52,003
Lap 2	0:47,382	0:47,628	0:48,076	0:47,550	0:48,020	0:47,432	0:48,386	0:47,817	0:47,840	0:47,757	0:48,302	0:47,881
Lap 3	0:46,855	0:46,740	0:46,864	0:46,933	0:46,806	0:46,970	0:46,927	0:47,336	0:46,865	0:46,878	0:46,756	0:47,318
Lap 4	0:46,727	0:46,426	0:46,575	0:47,208	0:46,876	0:46,542	0:46,796	0:46,756	0:47,286	0:47,415	0:46,707	0:46,926
Lap 5	0:46,362	0:46,361	0:46,343	0:46,261	0:46,434	0:46,602	0:46,584	0:46,417	0:46,590	0:46,530	0:46,213	0:46,448
Lap 6	0:46,259	0:46,195	0:46,199	0:46,208	0:46,245	0:46,499	0:46,886	0:46,994	0:46,416	0:46,520	0:46,234	0:46,447
Lap 7	0:46,198	0:46,240	0:46,029	0:46,182	0:46,184	0:46,182	0:46,536	0:46,407	0:46,246	0:46,357	0:46,064	0:46,545
Lap 8	0:46,191	0:46,237	0:46,163	0:46,116	0:46,166	0:46,222	0:46,355	0:46,574	0:46,486	0:46,315	0:46,050	0:46,373
Lap 9	0:46,058	0:46,101	0:46,091	0:46,164	0:46,166	0:46,043	0:46,305	0:46,235	0:46,310	0:46,261	0:45,926	0:46,365
Lap 10	0:46,115	0:46,123	0:46,618	0:46,174	0:46,096	0:46,032	0:46,304	0:46,301	0:46,230	0:46,401	0:46,661	0:46,398
Lap 11	0:46,023	0:45,982	0:46,056	0:46,142	0:46,116	0:45,998	0:46,281	0:46,602	0:46,865	0:46,558	0:46,014	0:46,383
Lap 12	0:46,061	0:46,149	0:46,166	0:46,092	0:46,112	0:46,129	0:46,311	0:46,391	0:46,267	0:46,443	0:46,048	0:46,268
Lap 13	0:46,239	0:46,110	0:46,123	0:46,104	0:46,093	0:46,074	0:46,298	0:46,494	0:46,474	0:46,329	0:46,195	0:46,339

R 10 DSKM (KZ2) Heat 3 A < > B

Strecke / track: 1200

Fahrername Driver	Persson Benjamin	Pieruszek Kevin	Podobsky Lukas	Cebrian Gerard	Benni Tommaso	Tubben Max	Specken Guust	Nilsson Brandon	La Martina Alessio	Jilek Michal	Mrosek Michael	Peklin Ivan
schnellste Runde in Runde	0:46,236 Rn. 10	0:46,365 Rn. 11	0:46,489 Rn. 13	0:46,361 Rn. 12	0:46,290 Rn. 9	0:46,333 Rn. 12	0:46,446 Rn. 10	0:46,441 Rn. 10	0:46,719 Rn. 12	0:46,743 Rn. 13	0:46,562 Rn. 12	0:46,797 Rn. 10
Speed	93,4 km/h	93,2 km/h	92,9 km/h	93,2 km/h	93,3 km/h	93,2 km/h	93,0 km/h	93,0 km/h	92,5 km/h	92,4 km/h	92,8 km/h	92,3 km/h
Lap 1	0:52,117	0:51,262	0:51,533	0:51,845	0:51,544	0:51,511	0:52,376	0:52,228	0:52,441	0:52,399	0:52,816	0:53,912
Lap 2	0:48,044	0:47,980	0:47,670	0:48,022	0:49,054	0:48,018	0:48,886	0:48,938	0:48,764	0:49,002	0:49,250	0:48,570
Lap 3	0:47,048	0:48,144	0:47,067	0:47,747	0:47,930	0:47,440	0:47,552	0:48,191	0:47,932	0:48,414	0:48,063	0:48,011
Lap 4	0:46,762	0:46,900	0:47,074	0:46,778	0:46,630	0:46,872	0:47,763	0:47,444	0:48,186	0:47,467	0:47,927	0:47,540
Lap 5	0:46,560	0:46,617	0:46,585	0:46,487	0:46,539	0:46,656	0:46,700	0:47,293	0:46,877	0:46,936	0:47,584	0:47,383
Lap 6	0:46,374	0:46,576	0:46,622	0:46,464	0:46,495	0:46,613	0:46,736	0:46,734	0:46,970	0:46,797	0:47,512	0:48,473
Lap 7	0:46,948	0:46,857	0:47,742	0:46,702	0:46,838	0:47,371	0:46,829	0:47,013	0:48,104	0:47,324	0:47,736	0:47,497
Lap 8	0:46,347	0:46,627	0:46,500	0:46,422	0:46,637	0:46,983	0:46,464	0:46,898	0:47,136	0:47,420	0:46,857	0:47,376
Lap 9	0:46,377	0:46,409	0:46,590	0:46,498	0:46,290	0:46,637	0:46,602	0:46,486	0:46,839	0:46,762	0:47,066	0:46,804
Lap 10	0:46,236	0:46,404	0:46,878	0:46,865	0:46,835	0:46,629	0:46,446	0:46,441	0:46,848	0:46,831	0:46,983	0:46,797
Lap 11	0:46,317	0:46,365	0:46,493	0:46,450	0:46,316	0:46,360	0:46,642	0:46,562	0:46,764	0:47,326	0:46,907	0:46,975
Lap 12	0:46,389	0:46,418	0:46,588	0:46,361	0:46,354	0:46,333	0:46,455	0:47,729	0:46,719	0:46,826	0:46,562	0:46,936
Lap 13	0:46,342	0:46,408	0:46,489	0:46,579	0:46,450	0:46,361	0:46,572	0:46,781	0:46,772	0:46,743	0:46,718	0:47,094


R 10 DSKM (KZ2) Heat 3 A < > B

Strecke / track: 1200

Fahrername Driver	Forne Antonio	Lang Hannah	Johansson Andreas	Costa Francesco	Paul Maximilian	Pex Stan
schnellste Runde in Runde	0:46,974 Rn. 9	0:46,754 Rn. 9	0:46,678 Rn. 9	0:47,409 Rn. 9	0:47,055 Rn. 3	0:56,526 Rn. 1
Speed	92,0 km/h	92,4 km/h	92,5 km/h	91,1 km/h	91,8 km/h	76,4 km/h
Lap 1	0:52,286	0:53,476	0:51,998	0:53,116	0:50,697	0:56,526
Lap 2	0:48,689	0:48,725	0:48,423	0:49,187	0:48,052	
Lap 3	0:47,813	0:48,023	0:48,047	0:48,213	0:47,055	
Lap 4	0:47,555	0:47,666	0:47,296	0:47,967		
Lap 5	0:48,479	0:47,532	0:47,142	0:47,972		
Lap 6	0:47,392	0:47,620	0:47,555	0:47,759		
Lap 7	0:47,653	0:47,757	0:47,010	0:47,457		
Lap 8	0:47,029	0:47,810	0:46,837	0:47,508		
Lap 9	0:46,974	0:46,754	0:46,678	0:47,409		
Lap 10	0:47,068	0:47,044	0:46,852	0:47,434		
Lap 11	0:47,502	0:47,043	0:46,814	0:49,481		
Lap 12	0:47,557	0:47,177	0:47,076	0:47,599		
Lap 13	0:47,433	0:47,677	0:46,950	0:47,644		



R 10 DSKM (KZ2) Heat 3 A < > B

Ziel		Sektion 1		Sektion 2		Sektion 3	
Fahrername	Zeit	Fahrername	Zeit	Fahrername	Zeit	Fahrername	Zeit
1 214 Giardelli,Alessandro	0:45,926	260 Hiltbrand,Pedro	0:10,317	214 Giardelli,Alessandro	0:14,376	223 Schmitz,Alexander	0:13,490
2 223 Schmitz,Alexander	0:45,982	204 Federer,Fabian	0:17,974	260 Hiltbrand,Pedro	0:14,438	251 Habulin,Kristijan	0:13,509
3 251 Habulin,Kristijan	0:45,998	223 Schmitz,Alexander	0:17,975	201 Pex,Jorrit	0:14,456	236 Hold,Christoph	0:13,516
4 204 Federer,Fabian	0:46,023	214 Giardelli,Alessandro	0:17,985	236 Hold,Christoph	0:14,457	201 Pex,Jorrit	0:13,517
5 260 Hiltbrand,Pedro	0:46,029	236 Hold,Christoph	0:18,002	251 Habulin,Kristijan	0:14,461	204 Federer,Fabian	0:13,519
6 236 Hold,Christoph	0:46,092	251 Habulin,Kristijan	0:18,002	234 Vasile,Daniel	0:14,468	260 Hiltbrand,Pedro	0:13,530
7 201 Pex,Jorrit	0:46,093	201 Pex,Jorrit	0:18,026	204 Federer,Fabian	0:14,473	214 Giardelli,Alessandro	0:13,543
8 264 Baldi,Alessio	0:46,230	264 Baldi,Alessio	0:18,055	223 Schmitz,Alexander	0:14,492	227 Tschentscher,Toni	0:13,565
9 215 Rosati,Fabrizio	0:46,235	218 Tubben,Max	0:18,061	215 Rosati,Fabrizio	0:14,497	228 Pieruszek,Kevin	0:13,582
10 217 Tornqvist-Persson,Benja	0:46,236	215 Rosati,Fabrizio	0:18,062	224 Lanzani,William	0:14,518	217 Tornqvist-Persson,Benja	0:13,584
11 224 Lanzani,William	0:46,261	234 Vasile,Daniel	0:18,088	258 Cebrian,Gerard	0:14,521	264 Baldi,Alessio	0:13,596
12 227 Tschentscher,Toni	0:46,268	252 Benni,Tommaso	0:18,091	255 Podobsky,Lukas	0:14,523	224 Lanzani,William	0:13,605
13 234 Vasile,Daniel	0:46,281	224 Lanzani,William	0:18,092	264 Baldi,Alessio	0:14,531	207 Nilsson,Brandon	0:13,606
14 252 Benni,Tommaso	0:46,290	227 Tschentscher,Toni	0:18,097	217 Tornqvist-Persson,Benja	0:14,542	252 Benni,Tommaso	0:13,612
15 218 Tubben,Max	0:46,333	217 Tornqvist-Persson,Benja	0:18,098	218 Tubben,Max	0:14,544	234 Vasile,Daniel	0:13,623
16 258 Cebrian,Gerard	0:46,361	228 Pieruszek,Kevin	0:18,125	227 Tschentscher,Toni	0:14,548	218 Tubben,Max	0:13,633
17 228 Pieruszek,Kevin	0:46,365	207 Nilsson,Brandon	0:18,131	207 Nilsson,Brandon	0:14,558	211 Mrosek,Michael	0:13,633
18 207 Nilsson,Brandon	0:46,441	212 Specken,Guust	0:18,137	228 Pieruszek,Kevin	0:14,563	212 Specken,Guust	0:13,638
19 212 Specken,Guust	0:46,446	258 Cebrian,Gerard	0:18,142	252 Benni,Tommaso	0:14,565	215 Rosati,Fabrizio	0:13,659
20 255 Podobsky,Lukas	0:46,489	255 Podobsky,Lukas	0:18,173	212 Specken,Guust	0:14,606	238 Jilek,Michal	0:13,662
21 211 Mrosek,Michael	0:46,562	219 Johansson,Andreas	0:18,201	241 Peklin,Ivan	0:14,616	258 Cebrian,Gerard	0:13,667
22 219 Johansson,Andreas	0:46,678	239 La Martina,Alessio	0:18,220	211 Mrosek,Michael	0:14,668	219 Johansson,Andreas	0:13,684
23 239 La Martina,Alessio	0:46,719	238 Jilek,Michal	0:18,234	239 La Martina,Alessio	0:14,691	255 Podobsky,Lukas	0:13,707
24 238 Jilek,Michal	0:46,743	211 Mrosek,Michael	0:18,261	238 Jilek,Michal	0:14,711	239 La Martina,Alessio	0:13,709
25 237 Lang,Hannah	0:46,754	266 Forne,Antonio	0:18,283	237 Lang,Hannah	0:14,735	237 Lang,Hannah	0:13,712
26 241 Peklin,Ivan	0:46,797	241 Peklin,Ivan	0:18,291	219 Johansson,Andreas	0:14,746	241 Peklin,Ivan	0:13,756
27 266 Forne,Antonio	0:46,974	237 Lang,Hannah	0:18,297	231 Paul,Maximilian	0:14,781	266 Forne,Antonio	0:13,804
28 231 Paul,Maximilian	0:47,055	231 Paul,Maximilian	0:18,353	266 Forne,Antonio	0:14,819	256 Costa,Francesco	0:13,904
29 256 Costa,Francesco	0:47,409	256 Costa,Francesco	0:18,509	256 Costa,Francesco	0:14,895	231 Paul,Maximilian	0:13,921
30 203 Pex,Stan	0:56,526	203 Pex,Stan	0:22,196	203 Pex,Stan	0:17,020	203 Pex,Stan	0:17,310

R 10 DSKM (KZ2) Heat 3 A < > B

Die schnellsten Zeiten

Ort	Nr. Fahrername	Zeit	Streckl.	Ø Speed
Ziel	214 Giardelli, Alessandro	0:45,926	1200 m	94,1 km/h
Sektion 1	260 Hiltbrand, Pedro	0:10,317	531 m	185,3 km/h
Sektion 2	214 Giardelli, Alessandro	0:14,376	390 m	97,7 km/h
Sektion 3	223 Schmitz, Alexander	0:13,490	279 m	74,5 km/h

	Snr.204 Federer, Fabian ITA SRP Racing Team			Snr.223 Schmitz, Alexander DEU Alexander Schmitz			Snr.260 Hiltbrand, Pedro ESP CRG Holland			Snr.214 Giardelli, Alessandro ITA CRG Holland			Snr.236 Hold, Christoph AUT Maranellokart SRL							
	theoretisch mögliche Bestzeit	theoretisch mögliche Bestzeit	theoretisch mögliche Bestzeit	theoretisch mögliche Bestzeit	theoretisch mögliche Bestzeit	theoretisch mögliche Bestzeit	theoretisch mögliche Bestzeit	theoretisch mögliche Bestzeit	theoretisch mögliche Bestzeit	theoretisch mögliche Bestzeit	theoretisch mögliche Bestzeit	theoretisch mögliche Bestzeit	theoretisch mögliche Bestzeit	theoretisch mögliche Bestzeit						
best	0:46,023	0:17,974	0:14,473	0:45,982	0:17,975	0:14,492	0:13,490	0:46,029	0:10,317	0:14,438	0:13,530	0:45,926	0:17,985	0:14,376	0:13,543	0:46,092	0:18,002	0:14,457	0:13,516	
Runde 1	0:51,533	41:24,273	0:15,015	40:47,755	0:50,027	0:20,543	0:15,057	0:14,427	0:50,159	0:10,317	0:15,180	0:24,662	0:50,292	0:20,797	0:15,039	0:14,456	0:50,237	0:20,533	0:15,171	0:14,533
Runde 2	0:47,382	0:19,545	0:14,957	0:13,880	0:47,628	0:18,751	0:15,021	0:13,856	0:48,076	0:19,023	0:15,147	0:13,906	0:48,302	0:18,601	0:15,662	0:14,039	0:47,550	0:18,453	0:15,099	0:13,998
Runde 3	0:46,855	0:19,334	0:14,748	0:13,773	0:46,740	0:18,300	0:14,754	0:13,686	0:46,864	0:18,402	0:14,714	0:13,748	0:46,756	0:18,336	0:14,621	0:13,799	0:46,933	0:18,297	0:14,748	0:13,888
Runde 4	0:46,727	0:18,287	0:14,709	0:13,731	0:46,426	0:18,146	0:14,648	0:13,632	0:46,575	0:18,202	0:14,627	0:13,746	0:46,707	0:18,426	0:14,566	0:13,715	0:47,208	0:18,781	0:14,730	0:13,697
Runde 5	0:46,362	0:18,172	0:14,578	0:13,612	0:46,361	0:18,117	0:14,639	0:13,605	0:46,343	0:18,176	0:14,505	0:13,662	0:46,213	0:18,113	0:14,475	0:13,625	0:46,261	0:18,096	0:14,516	0:13,649
Runde 6	0:46,259	0:18,070	0:14,579	0:13,610	0:46,195	0:18,049	0:14,513	0:13,633	0:46,199	0:18,137	0:14,460	0:13,602	0:46,234	0:18,171	0:14,424	0:13,639	0:46,208	0:18,091	0:14,511	0:13,606
Runde 7	0:46,198	0:18,069	0:14,532	0:13,597	0:46,240	0:18,089	0:14,492	0:13,659	0:46,029	0:18,031	0:14,459	0:13,539	0:46,064	0:18,080	0:14,414	0:13,570	0:46,182	0:18,070	0:14,526	0:13,586
Runde 8	0:46,191	0:18,064	0:14,561	0:13,566	0:46,237	0:18,090	0:14,602	0:13,545	0:46,163	0:18,068	0:14,513	0:13,582	0:46,050	0:18,094	0:14,401	0:13,555	0:46,116	0:18,076	0:14,457	0:13,583
Runde 9	0:46,058	0:18,052	0:14,473	0:13,533	0:46,101	0:18,021	0:14,508	0:13,572	0:46,091	0:18,123	0:14,438	0:13,530	0:45,926	0:17,985	0:14,376	0:13,565	0:46,164	0:18,073	0:14,495	0:13,596
Runde 10	0:46,115	0:18,027	0:14,523	0:13,565	0:46,123	0:18,067	0:14,566	0:13,490	0:46,618	0:18,021	0:14,638	0:13,959	0:46,661	0:18,015	0:14,470	0:14,176	0:46,174	0:18,080	0:14,530	0:13,564
Runde 11	0:46,023	0:17,974	0:14,530	0:13,519	0:45,982	0:17,975	0:14,515	0:13,492	0:46,056	0:18,015	0:14,462	0:13,579	0:46,014	0:18,021	0:14,431	0:13,562	0:46,142	0:18,058	0:14,536	0:13,548
Runde 12	0:46,061	0:17,991	0:14,509	0:13,561	0:46,149	0:18,109	0:14,525	0:13,515	0:46,166	0:18,050	0:14,456	0:13,660	0:46,048	0:18,096	0:14,409	0:13,543	0:46,092	0:18,068	0:14,508	0:13,516
Runde 13	0:46,239	0:18,061	0:14,584	0:13,594	0:46,110	0:18,020	0:14,544	0:13,546	0:46,123	0:18,086	0:14,466	0:13,571	0:46,195	0:18,107	0:14,456	0:13,632	0:46,104	0:18,002	0:14,518	0:13,584

R 10 DSKM (KZ2) Heat 3 A < > B

Die schnellsten Zeiten

Ort	Nr. Fahrername	Zeit	Streckentl.	Ø Speed
Ziel	214 Giardelli, Alessandro	0:45,926	1200 m	94,1 km/h
Sektion 1	260 Hilbrand, Pedro	0:10,317	531 m	185,3 km/h
Sektion 2	214 Giardelli, Alessandro	0:14,376	390 m	97,7 km/h
Sektion 3	223 Schmitz, Alexander	0:13,490	279 m	74,5 km/h

best	Strm.201 Pex,Jorrit NLD CRG Holland			Strm.251 Habulin,Kristijan HRV KKI			Strm.234 Vasilie,Daniel ROU DR S.R.L.			Strm.215 Rosati,Fabrizio ITA SRP Racing Team			Strm.264 Baldi,Alessio ITA INTREPID DRIVER PROGRAM SRL			
	theoretisch mögliche Bestzeit	Sektion 1	Sektion 2	Sektion 3	theoretisch mögliche Bestzeit	Sektion 1	Sektion 2	Sektion 3	theoretisch mögliche Bestzeit	Sektion 1	Sektion 2	Sektion 3	theoretisch mögliche Bestzeit	Sektion 1	Sektion 2	Sektion 3
Runde 1	0:50,084	0:20,669	0:15,390	0:14,025	0:51,304	0:20,654	0:16,227	0:14,423	0:50,259	0:20,569	0:15,255	0:14,435	0:50,461	0:20,441	0:15,814	0:14,206
Runde 2	0:48,020	0:18,809	0:15,129	0:14,082	0:47,432	0:18,535	0:14,939	0:13,958	0:48,386	0:18,786	0:15,412	0:14,188	0:47,817	0:18,549	0:14,978	0:14,290
Runde 3	0:46,806	0:18,341	0:14,757	0:13,708	0:46,970	0:18,302	0:14,752	0:13,916	0:46,927	0:18,328	0:14,676	0:13,923	0:47,336	0:18,327	0:14,755	0:14,254
Runde 4	0:46,876	0:18,315	0:14,858	0:13,703	0:46,542	0:18,229	0:14,639	0:13,674	0:46,796	0:18,176	0:14,771	0:13,849	0:46,756	0:18,339	0:14,651	0:13,766
Runde 5	0:46,434	0:18,173	0:14,615	0:13,646	0:46,602	0:18,191	0:14,611	0:13,800	0:46,584	0:18,268	0:14,562	0:13,754	0:46,417	0:18,136	0:14,581	0:13,700
Runde 6	0:46,245	0:18,116	0:14,536	0:13,593	0:46,499	0:18,233	0:14,503	0:13,763	0:46,886	0:18,230	0:14,574	0:14,082	0:46,994	0:18,741	0:14,576	0:13,677
Runde 7	0:46,184	0:18,058	0:14,522	0:13,604	0:46,182	0:18,114	0:14,506	0:13,562	0:46,536	0:18,280	0:14,495	0:13,761	0:46,407	0:18,102	0:14,601	0:13,704
Runde 8	0:46,166	0:18,100	0:14,497	0:13,568	0:46,222	0:18,139	0:14,549	0:13,534	0:46,355	0:18,108	0:14,499	0:13,748	0:46,574	0:18,142	0:14,695	0:13,737
Runde 9	0:46,166	0:18,100	0:14,549	0:13,517	0:46,043	0:18,036	0:14,461	0:13,546	0:46,305	0:18,145	0:14,468	0:13,692	0:46,235	0:18,062	0:14,514	0:13,659
Runde 10	0:46,096	0:18,034	0:14,515	0:13,547	0:46,032	0:18,002	0:14,482	0:13,548	0:46,304	0:18,136	0:14,521	0:13,647	0:46,301	0:18,122	0:14,497	0:13,682
Runde 11	0:46,116	0:18,076	0:14,522	0:13,568	0:45,998	0:18,005	0:14,484	0:13,509	0:46,281	0:18,088	0:14,528	0:13,665	0:46,602	0:18,275	0:14,638	0:13,689
Runde 12	0:46,112	0:18,045	0:14,474	0:13,593	0:46,129	0:18,004	0:14,569	0:13,556	0:46,311	0:18,153	0:14,487	0:13,671	0:46,391	0:18,200	0:14,507	0:13,684
Runde 13	0:46,093	0:18,099	0:14,456	0:13,538	0:46,074	0:18,039	0:14,512	0:13,523	0:46,298	0:18,190	0:14,485	0:13,623	0:46,494	0:18,110	0:14,636	0:13,748

R 10 DSKM (K22) Heat 3 A < > B

Die schnellsten Zeiten

Ort	Nr. Fahrername	Zeit	Streckl.	Ø Speed
Ziel	214 Giardelli, Alessandro	0:45,926	1200 m	94,1 km/h
Sektion 1	260 Hilbrand, Pedro	0:10,317	531 m	185,3 km/h
Sektion 2	214 Giardelli, Alessandro	0:14,376	390 m	97,7 km/h
Sektion 3	223 Schmitz, Alexander	0:13,490	279 m	74,5 km/h

	Smr.224 Lanzani, William ITA		Smr.227 Tschentscher, Toni DEU		Smr.217 Tornqvist-Parsson, Benjamin SWE		Smr.228 Piruszek, Kevin DEU		Smr.255 Podobsky, Lukas CZE	
	BIREL ART RACING KSW		SRP Racing Team		CRG Holland		BIREL ART RACING KSW		Lukas Podobsky	
	theoretisch mögliche Bestzeit 0:46,215		theoretisch mögliche Bestzeit 0:46,210		theoretisch mögliche Bestzeit 0:46,224		theoretisch mögliche Bestzeit 0:46,270		theoretisch mögliche Bestzeit 0:46,403	
best	Ziel	Sektion 3	Ziel	Sektion 3	Ziel	Sektion 3	Ziel	Sektion 3	Ziel	Sektion 3
Runde 1	0:46,261	0:18,092	0:15,675	0:14,689	0:46,268	0:14,548	0:13,565	0:46,262	0:18,173	0:14,523
Runde 2	0:47,757	0:18,452	0:14,829	0:14,476	0:47,881	0:15,136	0:13,989	0:47,980	0:20,847	0:15,636
Runde 3	0:46,878	0:18,347	0:14,660	0:13,871	0:47,318	0:14,869	0:13,864	0:48,144	0:18,667	0:14,934
Runde 4	0:47,415	0:18,413	0:15,216	0:13,786	0:46,926	0:14,872	0:13,806	0:49,067	0:18,444	0:14,675
Runde 5	0:46,530	0:18,208	0:14,595	0:13,727	0:46,448	0:18,248	0:13,638	0:46,900	0:18,316	0:14,892
Runde 6	0:46,520	0:18,292	0:14,518	0:13,710	0:46,447	0:14,640	0:13,638	0:46,617	0:18,239	0:14,578
Runde 7	0:46,357	0:18,172	0:14,551	0:13,634	0:46,374	0:18,105	0:14,546	0:46,576	0:18,222	0:14,622
Runde 8	0:46,315	0:18,189	0:14,521	0:13,605	0:46,948	0:18,421	0:14,841	0:46,857	0:18,739	0:15,045
Runde 9	0:46,261	0:18,092	0:14,528	0:13,641	0:46,377	0:14,606	0:13,620	0:46,627	0:18,173	0:14,599
Runde 10	0:46,401	0:18,198	0:14,587	0:13,616	0:46,398	0:14,577	0:13,615	0:46,409	0:18,253	0:14,568
Runde 11	0:46,558	0:18,268	0:14,621	0:13,669	0:46,398	0:18,126	0:13,629	0:46,404	0:18,492	0:14,659
Runde 12	0:46,443	0:18,170	0:14,530	0:13,743	0:46,383	0:18,149	0:13,635	0:46,365	0:18,221	0:14,559
Runde 13	0:46,329	0:18,136	0:14,530	0:13,663	0:46,268	0:14,563	0:13,565	0:46,418	0:18,299	0:14,549
					0:46,339	0:18,143	0:13,648	0:46,408	0:18,259	0:14,523
					0:18,143	0:14,548	0:13,648	0:46,408	0:18,259	0:14,523

R 10 DSKM (K22) Heat 3 A < > B

Die schnellsten Zeiten

Ort	Nr. Fahrername	Zeit	Streckl.	Ø Speed
Ziel	214 Giardelli, Alessandro	0:45,926	1200 m	94,1 km/h
Sektion 1	260 Hilbrand, Pedro	0:10,317	531 m	185,3 km/h
Sektion 2	214 Giardelli, Alessandro	0:14,376	390 m	97,7 km/h
Sektion 3	223 Schmitz, Alexander	0:13,490	279 m	74,5 km/h

	Smr.258 Cebrian, Gerard ESP CRG Holland			Smr.252 Benni, Tommaso ITA Tommaso Benni			Smr.218 Tubben, Max NLD CRG Holland			Smr.212 Specken, Guust NLD Guust Specken			Smr.219 Johansson, Andreas SWE CRG Holland		
	theoretisch mögliche Bestzeit	Ziel	Sektion 3	theoretisch mögliche Bestzeit	Ziel	Sektion 3	theoretisch mögliche Bestzeit	Ziel	Sektion 3	theoretisch mögliche Bestzeit	Ziel	Sektion 3	theoretisch mögliche Bestzeit	Ziel	Sektion 3
best	0:46,361	0:18,142	0:14,521	0:46,290	0:18,091	0:14,565	0:46,333	0:18,061	0:14,544	0:46,446	0:18,137	0:14,606	0:46,678	0:18,201	0:14,746
Runde 1	0:51,845	0:20,467	0:16,080	0:51,544	0:20,769	0:15,746	0:51,511	0:20,765	0:15,949	0:52,376	0:21,131	0:16,397	0:51,998	0:20,655	0:16,429
Runde 2	0:48,022	0:18,497	0:15,398	0:49,054	0:19,037	0:15,840	0:48,018	0:18,643	0:15,388	0:48,886	0:18,867	0:15,042	0:48,423	0:18,723	0:15,329
Runde 3	0:47,747	0:19,096	0:14,840	0:47,930	0:19,033	0:15,162	0:47,440	0:18,361	0:15,089	0:47,552	0:18,801	0:14,957	0:48,047	0:18,578	0:15,209
Runde 4	0:46,778	0:18,344	0:14,702	0:46,630	0:18,152	0:14,746	0:46,872	0:18,370	0:14,722	0:47,763	0:18,321	0:14,952	0:47,296	0:18,428	0:14,977
Runde 5	0:46,487	0:18,197	0:14,623	0:46,539	0:18,173	0:14,632	0:46,656	0:18,268	0:14,619	0:46,700	0:18,266	0:14,652	0:47,142	0:18,328	0:14,947
Runde 6	0:46,464	0:18,238	0:14,558	0:46,495	0:18,119	0:14,628	0:46,613	0:18,207	0:14,642	0:46,736	0:18,137	0:14,649	0:47,555	0:18,294	0:14,854
Runde 7	0:46,702	0:18,228	0:14,574	0:46,838	0:18,185	0:14,600	0:47,371	0:18,160	0:14,798	0:46,829	0:18,371	0:14,657	0:47,010	0:18,253	0:14,812
Runde 8	0:46,422	0:18,195	0:14,521	0:46,637	0:18,359	0:14,617	0:46,983	0:18,447	0:14,776	0:46,464	0:18,174	0:14,652	0:46,837	0:18,257	0:14,823
Runde 9	0:46,498	0:18,215	0:14,543	0:46,290	0:18,092	0:14,586	0:46,637	0:18,265	0:14,632	0:46,602	0:18,234	0:14,662	0:46,678	0:18,248	0:14,746
Runde 10	0:46,865	0:18,249	0:14,638	0:46,835	0:18,091	0:14,628	0:46,629	0:18,222	0:14,758	0:46,446	0:18,146	0:14,626	0:46,852	0:18,341	0:14,773
Runde 11	0:46,450	0:18,225	0:14,543	0:46,316	0:18,100	0:14,599	0:46,360	0:18,175	0:14,544	0:46,642	0:18,166	0:14,729	0:46,814	0:18,266	0:14,758
Runde 12	0:46,361	0:18,142	0:14,532	0:46,354	0:18,099	0:14,565	0:46,333	0:18,096	0:14,604	0:46,455	0:18,189	0:14,606	0:47,076	0:18,217	0:15,122
Runde 13	0:46,579	0:18,318	0:14,539	0:46,450	0:18,191	0:14,630	0:46,361	0:18,061	0:14,591	0:46,572	0:18,237	0:14,613	0:46,950	0:18,201	0:14,956

R 10 DSKM (K22) Heat 3 A < > B

Die schnellsten Zeiten

Ort	Nr. Fahrername	Zeit	Streckl.	Ø Speed
Ziel	214 Giardelli, Alessandro	0:45,926	1200 m	94,1 km/h
Sektion 1	260 Hilbrand, Pedro	0:10,317	531 m	185,3 km/h
Sektion 2	214 Giardelli, Alessandro	0:14,376	390 m	97,7 km/h
Sektion 3	223 Schmitz, Alexander	0:13,490	279 m	74,5 km/h

	Smr.207 Nilsson, Brandon SWE Intrepid Driver Program Srl			Smr.239 La Martina, Alessio ITA SRP Racing Team			Smr.238 Jilek, Michal CZE Solgat Motorsport			Smr.211 Mrosek, Michael DEU Team AK RACING			Smr.241 Peklin, Ivan UKR Victory Racing Team							
	theoretisch mögliche Bestzeit	Ziel	Sektion 3	theoretisch mögliche Bestzeit	Ziel	Sektion 3	theoretisch mögliche Bestzeit	Ziel	Sektion 3	theoretisch mögliche Bestzeit	Ziel	Sektion 3	theoretisch mögliche Bestzeit	Ziel	Sektion 3					
best	0:46,441	0:18,131	0:14,558	0:13,606	0:46,719	0:18,220	0:14,691	0:13,709	0:46,743	0:18,234	0:14,711	0:13,662	0:46,562	0:18,261	0:14,668	0:13,633	0:46,797	0:18,291	0:14,616	0:13,756
Runde 1	0:52,228	0:20,979	0:16,249	0:15,000	0:52,441	0:21,078	0:16,254	0:15,109	0:52,399	0:21,028	0:16,432	0:14,939	0:52,816	0:21,388	0:16,636	0:14,792	0:53,912	0:22,041	0:16,349	0:15,522
Runde 2	0:48,938	0:18,814	0:15,115	0:15,009	0:48,764	0:18,566	0:15,378	0:14,820	0:49,002	0:18,697	0:15,263	0:15,042	0:49,250	0:19,936	0:15,257	0:14,057	0:48,570	0:19,088	0:15,243	0:14,239
Runde 3	0:48,191	0:19,035	0:15,070	0:14,086	0:47,932	0:18,445	0:15,238	0:14,249	0:48,414	0:19,003	0:15,169	0:14,242	0:48,063	0:18,684	0:15,288	0:14,091	0:48,011	0:18,749	0:15,080	0:14,182
Runde 4	0:47,444	0:18,616	0:14,890	0:13,938	0:48,186	0:18,405	0:15,050	0:14,731	0:47,467	0:18,653	0:14,783	0:14,031	0:47,927	0:18,972	0:15,114	0:13,841	0:47,540	0:18,597	0:14,964	0:13,979
Runde 5	0:47,293	0:18,557	0:15,024	0:13,712	0:46,877	0:18,330	0:14,729	0:13,818	0:46,936	0:18,402	0:14,729	0:13,805	0:47,584	0:18,431	0:14,945	0:14,208	0:47,383	0:18,291	0:14,949	0:14,143
Runde 6	0:46,734	0:18,292	0:14,700	0:13,742	0:46,970	0:18,345	0:14,823	0:13,802	0:46,797	0:18,242	0:14,789	0:13,766	0:47,512	0:18,464	0:15,210	0:13,838	0:48,473	0:18,480	0:16,068	0:13,925
Runde 7	0:47,013	0:18,253	0:14,602	0:14,158	0:48,104	0:18,292	0:14,692	0:15,120	0:47,324	0:18,330	0:14,796	0:14,198	0:47,736	0:18,606	0:15,022	0:14,108	0:47,497	0:18,356	0:14,947	0:14,194
Runde 8	0:46,898	0:18,213	0:14,790	0:13,895	0:47,136	0:18,366	0:14,796	0:13,974	0:47,420	0:18,234	0:14,822	0:14,364	0:46,857	0:18,318	0:14,771	0:13,768	0:47,376	0:18,782	0:14,838	0:13,756
Runde 9	0:46,486	0:18,283	0:14,558	0:13,645	0:46,839	0:18,284	0:14,691	0:13,864	0:46,762	0:18,259	0:14,711	0:13,792	0:47,066	0:18,375	0:14,902	0:13,789	0:46,804	0:18,323	0:14,635	0:13,846
Runde 10	0:46,441	0:18,217	0:14,618	0:13,606	0:46,848	0:18,284	0:14,776	0:13,788	0:46,831	0:18,250	0:14,898	0:13,683	0:46,983	0:18,326	0:14,827	0:13,830	0:46,797	0:18,335	0:14,616	0:13,846
Runde 11	0:46,562	0:18,131	0:14,680	0:13,751	0:46,764	0:18,220	0:14,739	0:13,805	0:47,326	0:18,323	0:14,861	0:14,142	0:46,907	0:18,326	0:14,849	0:13,732	0:46,975	0:18,315	0:14,765	0:13,895
Runde 12	0:47,729	0:18,300	0:15,684	0:13,745	0:46,719	0:18,237	0:14,772	0:13,710	0:46,826	0:18,328	0:14,729	0:13,769	0:46,562	0:18,261	0:14,668	0:13,633	0:46,936	0:18,341	0:14,732	0:13,863
Runde 13	0:46,781	0:18,454	0:14,693	0:13,634	0:46,772	0:18,259	0:14,804	0:13,709	0:46,743	0:18,237	0:14,844	0:13,662	0:46,718	0:18,290	0:14,723	0:13,705	0:47,094	0:18,409	0:14,637	0:14,048

R 10 DSKM (K22) Heat 3 A < > B

Die schnellsten Zeiten

Ort	Nr. Fahrername	Zeit	Streckl.	Ø Speed
Ziel	214 Giardelli, Alessandro	0:45,926	1200 m	94,1 km/h
Sektion 1	260 Hilbrand, Pedro	0:10,317	531 m	185,3 km/h
Sektion 2	214 Giardelli, Alessandro	0:14,376	390 m	97,7 km/h
Sektion 3	223 Schmitz, Alexander	0:13,490	279 m	74,5 km/h

best	Smr.266 Forne, Antonio ESP CRG Holland		Smr.237 Lang, Hannah GBR MK Racing		Smr.256 Costa, Francesco ITA Francesco Costa		Smr.231 Paul, Maximilian DEU DR S.R.L.		Smr.203 Pex, Stan NLD CRG Holland							
	theoretisch mögliche Bestzeit	Ziel	theoretisch mögliche Bestzeit	Ziel	theoretisch mögliche Bestzeit	Ziel	theoretisch mögliche Bestzeit	Ziel	theoretisch mögliche Bestzeit	Ziel						
Runde 1	0:52,286	0:16,360	0:14,861	0:14,861	0:53,476	0:21,241	0:16,561	0:15,674	0:50,697	0:20,625	0:15,763	0:14,309	0:56,526	0:22,196	0:17,020	0:17,310
Runde 2	0:48,689	0:18,784	0:15,169	0:14,736	0:48,725	0:19,214	0:15,367	0:14,144	0:48,052	0:18,566	0:15,180	0:14,306				
Runde 3	0:47,813	0:18,784	0:15,102	0:13,927	0:48,023	0:18,774	0:15,195	0:14,054	0:47,055	0:18,353	0:14,781	0:13,921				
Runde 4	0:47,555	0:18,372	0:14,996	0:14,187	0:47,666	0:18,470	0:15,364	0:13,832	0:47,055	0:18,353	0:14,781	0:13,921				
Runde 5	0:48,479	0:18,688	0:15,487	0:14,304	0:47,532	0:18,437	0:14,952	0:14,143	0:47,055	0:18,353	0:14,781	0:13,921				
Runde 6	0:47,392	0:18,367	0:15,085	0:13,940	0:47,620	0:18,475	0:15,380	0:13,765	0:47,055	0:18,353	0:14,781	0:13,921				
Runde 7	0:47,653	0:18,767	0:14,957	0:13,929	0:47,757	0:18,577	0:14,892	0:14,288	0:47,055	0:18,353	0:14,781	0:13,921				
Runde 8	0:47,029	0:18,382	0:14,843	0:13,804	0:47,810	0:19,100	0:14,998	0:13,712	0:47,055	0:18,353	0:14,781	0:13,921				
Runde 9	0:46,974	0:18,283	0:14,886	0:13,805	0:46,754	0:18,297	0:14,735	0:13,722	0:47,055	0:18,353	0:14,781	0:13,921				
Runde 10	0:47,068	0:18,391	0:14,849	0:13,828	0:47,044	0:18,365	0:14,847	0:13,832	0:47,055	0:18,353	0:14,781	0:13,921				
Runde 11	0:47,502	0:18,759	0:14,849	0:13,894	0:47,043	0:18,338	0:14,933	0:13,772	0:47,055	0:18,353	0:14,781	0:13,921				
Runde 12	0:47,557	0:18,867	0:14,819	0:13,871	0:47,177	0:18,326	0:15,001	0:13,850	0:47,055	0:18,353	0:14,781	0:13,921				
Runde 13	0:47,433	0:18,456	0:15,082	0:13,895	0:47,677	0:18,460	0:15,199	0:14,018	0:47,055	0:18,353	0:14,781	0:13,921				

DMSB RegNr 08-2018

R 6 DSKM (KZ2) Heat 2 A <> C

Strecke / track: 1200m

fastest Lap Luyet, Jean at: 0:46,018

started: 31 classified: 31 not classified: 0

Doc. 30

Pos	Str. Nr.	Fahrer / Driver	Nation	Bewerber/Sponsor	Nation	Lizenz / B-Lizenz	Chassis/Motor/Reifen	Points	Runden Laps	Gesamtzeit Differenz	Abstand Gap	beste Runde best Lap	in R. in L.	o Geschw. u Speed
1	204	Federer, Fabian	ITA	SRP Racing Team	DEU	353643 KBF1156791	CRG / TM / Vega	0	13	10:09,129		0:46,047	7	92,2 km/h 93,8 km/h
2	236	Hold, Christoph	AUT	Maranellokart SRL	AUT	JK 2017 298671	Maranello / Modena / Vega	2	13	10:09,576 0:00,447	0:00,447	0:46,120	10	92,1 km/h 93,7 km/h
3	214	Giardelli, Allesandro	ITA	CRG Holland	NLD	346470 15521	CRG / TM / Vega	3	13	10:09,801 0:00,672	0:00,225	0:46,112	5	92,1 km/h 93,7 km/h
4	240	Skåras, Emil	SWE	ENERGY CORSE SRL	ITA	199805302191 295423	ENERGY / TM / Vega	4	13	10:10,516 0:01,387	0:00,715	0:46,108	11	92 km/h 93,7 km/h
5	251	Habulin, Kristijan	HRV	KK1	HRV	0646 1	TB kjart / TM / Vega	5	13	10:10,776 0:01,647	0:00,260	0:46,096	9	91,9 km/h 93,7 km/h
6	259	Luyet, Jean	CHE	CRG Holland	NLD	505028 15521	CRG / TM / Vega	6	13	10:10,997 0:01,868	0:00,221	0:46,018	12	91,9 km/h 93,9 km/h
7	221	Stell, Daniel	DEU	Mach1 Motorsport	DEU	IKB 1138227 KBF 1005514	MACH1 / TM / Vega	7	13	10:12,200 0:03,071	0:01,203	0:46,129	12	91,7 km/h 93,7 km/h
8	264	Baldi, Alessio	ITA	INTREPID DRIVER PROGRAM SRL	ITA	303173 295717	INTREPID / TM / Vega	8	13	10:13,228 0:04,099	0:01,028	0:46,192	12	91,6 km/h 93,5 km/h
9	224	Lanzeni, William	ITA	BIREL ART RACING KSW	AUT	355886 BK 102	BirelART / TM / Vega	9	13	10:14,049 0:04,920	0:00,821	0:46,338	7	91,5 km/h 93,2 km/h
10	234	Vasile, Daniel	ROU	DR S.R.L.	ITA	11 296449	DR / Modena / Vega	10	13	10:14,700 0:05,571	0:00,651	0:46,156	6	91,4 km/h 93,6 km/h
11	217	Tornqvist-Persson, Benjamin	SWE	CRG Holland	NLD	199810314591 15521	CRG / TM / Vega	11	13	10:15,119 0:05,990	0:00,419	0:46,204	7	91,3 km/h 93,5 km/h
12	232	Maticic, André	DEU	Solgat Motorsport	DEU	IKB 1083048 KBF 1079882	BirelART / TM / Vega	12	13	10:15,410 0:06,281	0:00,291	0:46,247	8	91,3 km/h 93,4 km/h
13	228	Pieruszek, Kevin	DEU	BIREL ART RACING KSW	AUT	IKB 1124247 BK 102	BirelART / TM / Vega	13	13	10:16,822 0:07,693	0:01,412	0:46,392	9	91 km/h 93,3 km/h
14	210	Horn, Moritz	DEU	TB Racing Team	DEU	IKB 1132818 KBF 1116906	Kart Republic / TM / Vega	14	13	10:18,030 0:08,901	0:01,208	0:46,463	10	90,9 km/h 93 km/h
15	233	Davies, Dylan	NLD	Zanardi racing team	NLD	18909 28613	Zanardi / TM / Vega	15	13	10:19,273 0:10,144	0:01,243	0:46,414	9	90,7 km/h 93,1 km/h
16	242	Kremers, Marijn	ITA	BIREL ART RACING S.R.L.	ITA	28576 370004	BIREL ART / TM / Vega	16	13	10:19,419 0:10,290	0:00,146	0:46,257	12	90,7 km/h 93,4 km/h
17	261	Prosperi, Enrico	ESP	CRG Holland	NLD	IT80009 15521	CRG / TM / Vega	17	13	10:20,359 0:11,230	0:00,940	0:46,585	12	90,5 km/h 92,7 km/h
18	230	Varhaug, Pål	NOR	CRG Holland	NLD	28345 15521	CRG / TM / Vega	18	13	10:21,202 0:12,073	0:00,843	0:46,529	11	90,4 km/h 92,8 km/h
19	213	Netiagovskii, Daniel	CZE	Gregor Kart s.r.o.	CZE	925 338	Tony Kart / TM / Vega	19	13	10:24,171 0:15,942	0:02,969	0:46,623	9	90 km/h 92,7 km/h
20	208	Ratl, Cyril	CHE	Kart-Club Oberikon	CHE	505053 500006	CRG / TM / Vega	20	13	10:24,392 0:15,263	0:00,221	0:46,540	7	89,9 km/h 92,8 km/h
21	253	Bonsaudo, Louis	FRA	Louis Bonsaudo	FRA	219713 219713	jb17 / TM / Vega	21	13	10:24,970 0:15,841	0:00,578	0:46,675	10	89,9 km/h 92,6 km/h
22	241	Peklin, Ivan	UKR	Victory Racing Team	UKR	CS 28.0009.11 CT.28.0005.18	Maranello / TM / Vega	22	13	10:25,461 0:16,332	0:00,491	0:46,660	11	89,8 km/h 92,6 km/h
23	254	Kallasmaa, Kaspar	EST	Kaspar Kallasmaa	EST	K 912 115 E	Energy / TM / Vega	23	13	10:25,708 0:16,579	0:00,247	0:46,575	12	89,8 km/h 92,8 km/h
24	263	Dzitiev, Yuri	RUS	Ward Racing	SWE	18535 102	Tonykart / TM / Vega	24	13	10:27,433 0:18,304	0:01,725	0:46,617	11	89,5 km/h 92,7 km/h
25	211	Mrosek, Michael	DEU	Team AK RACING	AUT	IKC 1131164 BK 005	Formula K / TM / Vega	25	13	10:27,994 0:18,865	0:00,561	0:46,570	7	89,4 km/h 92,8 km/h
26	238	Jilek, Michal	CZE	Solgat Motorsport	DEU	18A50808 KBF 1079882	BirelART / TM / Vega	26	13	10:28,172 0:19,043	0:00,178	0:46,820	11	89,4 km/h 92,3 km/h
27	239	La Martina, Alessio	ITA	SRP Racing Team	DEU	406383 KBF 1156791	CRG / TM / Vega	27	13	10:29,109 0:19,980	0:00,937	0:46,768	6	89,3 km/h 92,4 km/h
28	207	Nilsson, Brandon	SWE	Intrepid Driver Program Srl	ITA	199502194171 295717	Intrepid / TM / Vega	28	13	10:29,246 0:20,117	0:00,137	0:46,611	8	89,2 km/h 92,7 km/h
29	220	Lagerström, Linus	SWE	JP Racing	SWE	199409301211 105	Expirt / TM / Vega	29	13	10:31,088 0:21,959	0:01,842	0:46,586	11	89 km/h 92,7 km/h
30	256	Costa, Francesco	ITA	Francesco Costa	ITA	370356 370356	Sodikart / Tm Racing / Vega	30	13	10:34,907 0:25,778	0:03,819	0:47,551	13	88,5 km/h 90,8 km/h
31	265	Munaretto, Luca	ITA	Anna-Maria Kokosioulis	ITA	39807C 398068	CRG / TM / Vega	31	6	5:00,505 7 R	7 R	0:47,195	3	86,3 km/h 91,5 km/h

SNr. 242,211,220 5 sec penalty Frontfingring

Rennleitung: Kai Medefind Racedirektor: Thomas Lainer
 Sportkommissare: Th. Ferrero / U. Bell / H. Seidel / P. Acerbi
 Techn. Kommissare: H-J. Dangers / M. Grasshoff / C. Schmidt / D. Pietzko / M. Somera / A. Mazzanti
 Zeitnahme: KART-DATA timing service Franz Schieszler / Martin Summerer

Zeitnahme / timekeeping

control

 Franz Schieszler



R 6 DSKM (KZ2) Heat 2 A < > C

Strecke / track: 1200

Fahrername Driver	Federer Fabian	Hold Christoph	Giardelli Allesandro	Skáros Emil	Habulin Kristijan	Luyet Jean	Stell Daniel	Baldi Alessio	Lanzeni William	Vasile Daniel	Persson Benjamin	Matic André
schnellste Runde	0:46,047 Rn. 7	0:46,120 Rn. 10	0:46,112 Rn. 5	0:46,108 Rn. 11	0:46,096 Rn. 9	0:46,018 Rn. 12	0:46,129 Rn. 12	0:46,192 Rn. 12	0:46,338 Rn. 7	0:46,156 Rn. 6	0:46,204 Rn. 7	0:46,247 Rn. 8
Speed	93,8 km/h	93,7 km/h	93,7 km/h	93,7 km/h	93,7 km/h	93,9 km/h	93,7 km/h	93,5 km/h	93,2 km/h	93,6 km/h	93,5 km/h	93,4 km/h
Lap 1	0:49,656	0:49,520	0:49,905	0:50,314	0:50,753	0:50,799	0:49,680	0:50,606	0:51,582	0:51,964	0:51,503	0:51,574
Lap 2	0:47,130	0:47,372	0:47,928	0:47,859	0:47,466	0:47,445	0:48,096	0:47,593	0:47,581	0:48,193	0:48,011	0:48,373
Lap 3	0:46,726	0:46,738	0:47,116	0:46,984	0:46,601	0:46,856	0:48,605	0:46,965	0:46,711	0:46,541	0:46,814	0:46,934
Lap 4	0:46,559	0:46,560	0:46,229	0:46,541	0:46,557	0:46,711	0:46,649	0:46,737	0:46,510	0:47,278	0:46,965	0:46,819
Lap 5	0:46,384	0:46,371	0:46,112	0:46,283	0:46,414	0:46,890	0:46,388	0:46,397	0:46,488	0:46,239	0:46,426	0:46,569
Lap 6	0:46,393	0:46,229	0:46,293	0:46,277	0:46,122	0:46,217	0:46,284	0:46,372	0:46,375	0:46,156	0:46,293	0:46,294
Lap 7	0:46,047	0:46,354	0:46,184	0:46,165	0:46,109	0:46,169	0:46,169	0:46,318	0:46,338	0:46,245	0:46,204	0:46,324
Lap 8	0:46,171	0:46,244	0:46,125	0:46,165	0:46,144	0:46,289	0:46,326	0:46,349	0:46,447	0:46,339	0:46,377	0:46,247
Lap 9	0:46,083	0:46,145	0:46,154	0:46,202	0:46,096	0:46,120	0:46,357	0:46,294	0:46,399	0:46,421	0:46,327	0:46,311
Lap 10	0:46,533	0:46,120	0:46,112	0:46,158	0:46,192	0:46,070	0:46,145	0:46,269	0:46,381	0:46,629	0:46,492	0:46,443
Lap 11	0:46,259	0:46,217	0:46,204	0:46,108	0:46,098	0:46,058	0:46,234	0:46,402	0:46,405	0:46,232	0:46,414	0:46,373
Lap 12	0:46,350	0:46,208	0:46,140	0:46,216	0:46,130	0:46,018	0:46,129	0:46,192	0:46,361	0:46,362	0:46,371	0:46,432
Lap 13	0:46,667	0:46,294	0:46,311	0:46,228	0:46,259	0:46,142	0:46,246	0:46,488	0:46,501	0:46,382	0:46,364	0:46,392


R 6 DSKM (KZ2) Heat 2 A < > C

Strecke / track: 1200

Fahrername Driver	Pieruszek Kevin	Horn Moritz	Davies Dylan	Kremers Marijn	Prosperi Enrico	Varhaug Pål	Neftigovskii Daniel	Raril Cyril	Bonsaudo Louis	Peklin Ivan	Kallasmaa Kaspar	Dzitiev Yuri
schnellste Runde in Runde	0:46,392 Rn. 9	0:46,463 Rn. 10	0:46,414 Rn. 9	0:46,257 Rn. 12	0:46,585 Rn. 12	0:46,529 Rn. 11	0:46,623 Rn. 9	0:46,540 Rn. 7	0:46,675 Rn. 10	0:46,660 Rn. 11	0:46,575 Rn. 12	0:46,617 Rn. 11
Speed	93,1 km/h	93,0 km/h	93,1 km/h	93,4 km/h	92,7 km/h	92,8 km/h	92,7 km/h	92,8 km/h	92,6 km/h	92,6 km/h	92,8 km/h	92,7 km/h
Lap 1	0:50,773	0:52,382	0:52,353	0:51,583	0:51,989	0:52,775	0:52,345	0:53,477	0:52,843	0:52,794	0:53,016	0:53,352
Lap 2	0:48,093	0:48,228	0:49,187	0:47,392	0:48,080	0:48,900	0:48,353	0:48,621	0:48,633	0:48,880	0:49,482	0:50,281
Lap 3	0:47,160	0:47,115	0:46,948	0:47,468	0:47,102	0:47,217	0:47,434	0:46,942	0:47,338	0:47,151	0:47,190	0:47,394
Lap 4	0:47,613	0:46,894	0:46,884	0:46,995	0:47,019	0:46,916	0:46,852	0:47,049	0:46,782	0:47,571	0:46,951	0:47,173
Lap 5	0:46,727	0:46,687	0:46,806	0:46,391	0:46,930	0:47,855	0:47,924	0:47,481	0:48,195	0:47,195	0:47,436	0:46,834
Lap 6	0:46,577	0:46,624	0:46,563	0:46,294	0:46,836	0:46,755	0:46,793	0:47,286	0:47,092	0:47,443	0:47,119	0:46,996
Lap 7	0:46,487	0:46,652	0:46,504	0:46,263	0:46,821	0:46,665	0:46,820	0:46,540	0:46,681	0:46,757	0:47,431	0:48,039
Lap 8	0:46,403	0:46,506	0:46,588	0:46,373	0:46,807	0:46,570	0:46,794	0:46,658	0:47,192	0:46,768	0:46,868	0:47,059
Lap 9	0:46,392	0:46,549	0:46,414	0:46,398	0:46,651	0:46,611	0:46,623	0:46,750	0:46,813	0:46,838	0:46,922	0:46,941
Lap 10	0:46,432	0:46,463	0:46,433	0:46,462	0:47,197	0:46,708	0:47,365	0:46,699	0:46,675	0:46,704	0:47,281	0:47,246
Lap 11	0:46,536	0:46,580	0:46,439	0:46,356	0:46,736	0:46,529	0:47,067	0:46,830	0:46,832	0:46,660	0:46,774	0:46,617
Lap 12	0:46,457	0:46,589	0:46,500	0:46,257	0:46,585	0:46,687	0:47,266	0:47,666	0:47,935	0:48,105	0:46,575	0:47,366
Lap 13	0:46,494	0:46,774	0:46,625	0:46,456	0:46,747	0:46,767	0:46,994	0:46,750	0:46,851	0:46,950	0:46,785	0:46,727

R 6 DSKM (KZ2) Heat 2 A < > C

Strecke / track: 1200

Fahrername Driver	Mrosek Michael	Jilek Michal	La Martina Alessio	Nilsson Brandon	Lagerström Linus	Costa Francesco	Munaretto Luca
schnellste Runde in Runde	0:46,570 Rn. 7	0:46,820 Rn. 11	0:46,768 Rn. 6	0:46,611 Rn. 8	0:46,586 Rn. 11	0:47,551 Rn. 13	0:47,195 Rn. 3
Speed	92,8 km/h	92,3 km/h	92,4 km/h	92,7 km/h	92,7 km/h	90,8 km/h	91,5 km/h
Lap 1	0:52,578	0:52,472	0:52,337	0:51,898	0:53,989	0:52,673	0:53,062
Lap 2	0:48,554	0:49,752	0:52,121	0:53,288	0:49,538	0:50,021	0:49,636
Lap 3	0:47,196	0:47,148	0:47,674	0:47,657	0:47,580	0:47,839	0:47,195
Lap 4	0:46,815	0:47,233	0:46,973	0:47,307	0:47,459	0:47,670	0:47,579
Lap 5	0:47,892	0:47,403	0:46,960	0:47,157	0:47,105	0:47,719	0:48,395
Lap 6	0:46,785	0:47,532	0:46,768	0:46,843	0:46,662	0:47,926	0:48,417
Lap 7	0:46,570	0:46,963	0:47,050	0:46,690	0:46,986	0:48,004	
Lap 8	0:46,969	0:47,473	0:47,264	0:46,611	0:47,302	0:47,829	
Lap 9	0:46,591	0:46,824	0:47,300	0:46,765	0:46,636	0:47,599	
Lap 10	0:46,891	0:47,774	0:47,651	0:47,138	0:47,046	0:47,576	
Lap 11	0:46,606	0:46,820	0:47,290	0:47,290	0:46,586	0:47,669	
Lap 12	0:46,850	0:47,927	0:47,350	0:47,409	0:46,703	0:47,713	
Lap 13	0:46,867	0:47,135	0:47,511	0:47,440	0:46,842	0:47,551	

R 6 DSKM (KZ2) Heat 2 A < > C

Ziel		Sektion 1		Sektion 2		Sektion 3	
Fahrername	Zeit	Fahrername	Zeit	Fahrername	Zeit	Fahrername	Zeit
1 259 Luyet, Jean	0:46,018	221 Stell, Daniel	0:10,530	221 Stell, Daniel	0:14,406	259 Luyet, Jean	0:13,509
2 204 Federer, Fabian	0:46,047	259 Luyet, Jean	0:17,975	234 Vasile, Daniel	0:14,407	236 Hold, Christoph	0:13,513
3 251 Habulin, Kristijan	0:46,096	204 Federer, Fabian	0:18,006	214 Giardelli, Alessandro	0:14,424	204 Federer, Fabian	0:13,524
4 240 Skärås, Emil	0:46,108	251 Habulin, Kristijan	0:18,016	240 Skärås, Emil	0:14,444	214 Giardelli, Alessandro	0:13,546
5 214 Giardelli, Alessandro	0:46,112	214 Giardelli, Alessandro	0:18,030	251 Habulin, Kristijan	0:14,450	251 Habulin, Kristijan	0:13,550
6 236 Hold, Christoph	0:46,120	242 Kremers, Marijn	0:18,032	217 Tornqvist-Persson, Benja	0:14,466	264 Baldi, Alessio	0:13,583
7 221 Stell, Daniel	0:46,129	234 Vasile, Daniel	0:18,036	242 Kremers, Marijn	0:14,471	232 Matisic, André	0:13,584
8 234 Vasile, Daniel	0:46,156	236 Hold, Christoph	0:18,043	204 Federer, Fabian	0:14,500	240 Skärås, Emil	0:13,585
9 264 Baldi, Alessio	0:46,192	240 Skärås, Emil	0:18,046	224 Lanzani, William	0:14,502	228 Pieruszek, Kevin	0:13,604
10 217 Tornqvist-Persson, Benja	0:46,204	264 Baldi, Alessio	0:18,054	259 Luyet, Jean	0:14,508	217 Tornqvist-Persson, Benja	0:13,610
11 232 Matisic, André	0:46,247	232 Matisic, André	0:18,064	236 Hold, Christoph	0:14,531	242 Kremers, Marijn	0:13,630
12 242 Kremers, Marijn	0:46,257	224 Lanzani, William	0:18,070	220 Lagerström, Linus	0:14,532	210 Horn, Moritz	0:13,630
13 224 Lanzani, William	0:46,338	217 Tornqvist-Persson, Benja	0:18,077	264 Baldi, Alessio	0:14,547	221 Stell, Daniel	0:13,631
14 228 Pieruszek, Kevin	0:46,392	210 Horn, Moritz	0:18,139	232 Matisic, André	0:14,547	233 Davies, Dylan	0:13,651
15 233 Davies, Dylan	0:46,414	208 Ratl, Cyril	0:18,142	233 Davies, Dylan	0:14,555	253 Bonsaudo, Louis	0:13,664
16 210 Horn, Moritz	0:46,463	239 La Martina, Alessio	0:18,142	230 Varhaug, Pål	0:14,582	224 Lanzani, William	0:13,676
17 230 Varhaug, Pål	0:46,529	233 Davies, Dylan	0:18,160	208 Ratl, Cyril	0:14,594	220 Lagerström, Linus	0:13,678
18 208 Ratl, Cyril	0:46,540	230 Varhaug, Pål	0:18,160	228 Pieruszek, Kevin	0:14,597	234 Vasile, Daniel	0:13,680
19 211 Mrosek, Michael	0:46,570	228 Pieruszek, Kevin	0:18,168	211 Mrosek, Michael	0:14,600	207 Nilsson, Brandon	0:13,682
20 254 Kallasmaa, Kaspar	0:46,575	241 Peklin, Ivan	0:18,187	241 Peklin, Ivan	0:14,622	254 Kallasmaa, Kaspar	0:13,683
21 261 Prospero, Enrico	0:46,585	220 Lagerström, Linus	0:18,194	263 Dzitiev, Yuri	0:14,630	211 Mrosek, Michael	0:13,685
22 220 Lagerström, Linus	0:46,586	261 Prospero, Enrico	0:18,198	210 Horn, Moritz	0:14,633	208 Ratl, Cyril	0:13,688
23 207 Nilsson, Brandon	0:46,611	211 Mrosek, Michael	0:18,204	254 Kallasmaa, Kaspar	0:14,643	230 Varhaug, Pål	0:13,690
24 263 Dzitiev, Yuri	0:46,617	253 Bonsaudo, Louis	0:18,208	213 Nettagovskii, Daniel	0:14,655	263 Dzitiev, Yuri	0:13,700
25 213 Nettagovskii, Daniel	0:46,623	207 Nilsson, Brandon	0:18,213	261 Prospero, Enrico	0:14,660	213 Nettagovskii, Daniel	0:13,708
26 241 Peklin, Ivan	0:46,660	213 Nettagovskii, Daniel	0:18,248	253 Bonsaudo, Louis	0:14,664	261 Prospero, Enrico	0:13,712
27 253 Bonsaudo, Louis	0:46,675	254 Kallasmaa, Kaspar	0:18,249	207 Nilsson, Brandon	0:14,665	238 Jilek, Michal	0:13,734
28 239 La Martina, Alessio	0:46,768	238 Jilek, Michal	0:18,253	239 La Martina, Alessio	0:14,750	241 Peklin, Ivan	0:13,780
29 238 Jilek, Michal	0:46,820	263 Dzitiev, Yuri	0:18,265	238 Jilek, Michal	0:14,755	239 La Martina, Alessio	0:13,788
30 265 Munareto, Luca	0:47,195	265 Munareto, Luca	0:18,328	265 Munareto, Luca	0:14,884	265 Munareto, Luca	0:13,813
31 256 Costa, Francesco	0:47,551	256 Costa, Francesco	0:18,552	256 Costa, Francesco	0:14,987	256 Costa, Francesco	0:13,874

R 6 DSKM (KZ2) Heat 2 A < > C

Die schnellsten Zeiten

Ort	Nr. Fahrername	Zeit	Streckenk.	Ø Speed
Ziel	259 Luyet, Jean	0:46,018	1200 m	93,9 km/h
Sektion 1	221 Stiel, Daniel	0:10,530	531 m	181,5 km/h
Sektion 2	221 Stiel, Daniel	0:14,406	390 m	97,5 km/h
Sektion 3	259 Luyet, Jean	0:13,509	279 m	74,4 km/h

	Snr.204 Federer, Fabian ITA SRP Racing Team			Snr.236 Holdt, Christoph AUT Maranellokart SRL			Snr.214 Giardelli, Alessandro ITA CRG Holland			Snr.240 Skärås, Emil SWE ENERGY CORSE SRL			Snr.251 Habulin, Kristijan HRV KKI		
	theoretisch mögliche Bestzeit	Ziel	Bestzeit	theoretisch mögliche Bestzeit	Ziel	Bestzeit	theoretisch mögliche Bestzeit	Ziel	Bestzeit	theoretisch mögliche Bestzeit	Ziel	Bestzeit	theoretisch mögliche Bestzeit	Ziel	Bestzeit
best	0:46,047	0:18,006	0:14,500	0:46,120	0:18,043	0:14,531	0:46,112	0:18,030	0:46,108	0:18,046	0:14,444	0:46,096	0:18,016	0:14,450	0:13,550
Runde 1	0:49,656	11:54,719	0:14,938	0:49,520	0:20,308	0:15,160	0:49,905	0:20,674	0:50,314	0:20,927	0:15,299	0:50,753	0:20,531	0:15,728	0:14,494
Runde 2	0:47,130	0:18,410	0:14,889	0:47,372	0:18,369	0:15,054	0:47,928	0:18,488	0:47,859	0:18,451	0:14,849	0:47,466	0:18,626	0:14,986	0:13,854
Runde 3	0:46,726	0:18,271	0:14,709	0:46,738	0:18,257	0:14,695	0:47,116	0:18,340	0:46,984	0:18,325	0:14,660	0:46,601	0:18,237	0:14,628	0:13,736
Runde 4	0:46,559	0:18,256	0:14,631	0:46,560	0:18,175	0:14,709	0:46,229	0:18,142	0:46,541	0:18,238	0:14,549	0:46,557	0:18,118	0:14,632	0:13,807
Runde 5	0:46,384	0:18,151	0:14,589	0:46,371	0:18,071	0:14,584	0:46,112	0:18,082	0:46,283	0:18,120	0:14,521	0:46,414	0:18,135	0:14,656	0:13,623
Runde 6	0:46,393	0:18,090	0:14,680	0:46,229	0:18,085	0:14,547	0:46,293	0:18,216	0:46,277	0:18,105	0:14,498	0:46,122	0:18,016	0:14,500	0:13,606
Runde 7	0:46,047	0:18,006	0:14,515	0:46,354	0:18,175	0:14,571	0:46,184	0:18,122	0:46,165	0:18,076	0:14,457	0:46,109	0:18,055	0:14,475	0:13,579
Runde 8	0:46,171	0:18,095	0:14,552	0:46,244	0:18,141	0:14,566	0:46,125	0:18,155	0:46,165	0:18,091	0:14,444	0:46,144	0:18,128	0:14,466	0:13,550
Runde 9	0:46,083	0:18,033	0:14,500	0:46,145	0:18,044	0:14,588	0:46,154	0:18,030	0:46,202	0:18,081	0:14,508	0:46,096	0:18,049	0:14,450	0:13,597
Runde 10	0:46,533	0:18,191	0:14,686	0:46,120	0:18,043	0:14,531	0:46,112	0:18,061	0:46,158	0:18,056	0:14,467	0:46,192	0:18,117	0:14,505	0:13,570
Runde 11	0:46,259	0:18,019	0:14,582	0:46,217	0:18,109	0:14,532	0:46,204	0:18,135	0:46,108	0:18,046	0:14,467	0:46,098	0:18,024	0:14,480	0:13,594
Runde 12	0:46,350	0:18,188	0:14,601	0:46,208	0:18,082	0:14,560	0:46,140	0:18,094	0:46,216	0:18,123	0:14,508	0:46,130	0:18,051	0:14,505	0:13,574
Runde 13	0:46,667	0:18,270	0:14,681	0:46,294	0:18,095	0:14,573	0:46,311	0:18,146	0:46,228	0:18,054	0:14,524	0:46,259	0:18,112	0:14,508	0:13,639

R 6 DSKM (KZ2) Heat 2 A < > C

Die schnellsten Zeiten

Ort	Nr. Fahrername	Zeit	Streckenkil.	Ø Speed
Ziel	259 Luyet, Jean	0:46,018	1200 m	93,9 km/h
Sektion 1	221 Stiel, Daniel	0:10,530	531 m	181,5 km/h
Sektion 2	221 Stiel, Daniel	0:14,406	390 m	97,5 km/h
Sektion 3	259 Luyet, Jean	0:13,509	279 m	74,4 km/h

	Smr.259 Luyet, Jean CHE CRG Holland			Smr.221 Stiel, Daniel DEU Mach 1 Motorsport			Smr.264 Baldi, Alessio ITA INTREPID DRIVER PROGRAM SRL			Smr.224 Lanzani, William ITA BIREL ART RACING KSW			Smr.242 Kremers, Morijn ITA BIREL ART RACING S.R.L.							
	theoretisch mögliche Bestzeit	Sektion 1	Sektion 2	Sektion 3	theoretisch mögliche Bestzeit	Sektion 1	Sektion 2	Sektion 3	theoretisch mögliche Bestzeit	Sektion 1	Sektion 2	Sektion 3	theoretisch mögliche Bestzeit	Sektion 1	Sektion 2	Sektion 3				
best	0:46,018	0:17,975	0:14,508	0:13,509	0:46,129	0:10,530	0:14,406	0:13,631	0:46,192	0:18,054	0:14,547	0:13,583	0:46,338	0:18,070	0:14,502	0:13,676	0:46,257	0:18,082	0:14,471	0:13,630
Runde 1	0:50,799	0:21,089	0:15,393	0:14,317	0:49,680	0:10,530	0:15,045	0:24,105	0:50,606	0:20,162	0:16,044	0:14,400	0:51,582	0:20,860	0:15,789	0:14,933	0:51,583	0:20,830	0:15,716	0:15,037
Runde 2	0:47,445	0:18,468	0:14,868	0:14,109	0:48,096	0:18,641	0:14,876	0:14,579	0:47,593	0:18,438	0:15,114	0:14,041	0:47,581	0:18,837	0:14,988	0:13,756	0:47,392	0:18,707	0:14,847	0:13,838
Runde 3	0:46,856	0:18,178	0:14,748	0:13,930	0:48,605	0:18,322	0:14,720	0:15,563	0:46,965	0:18,240	0:14,760	0:13,965	0:46,711	0:18,195	0:14,628	0:13,888	0:47,468	0:18,392	0:14,741	0:14,335
Runde 4	0:46,711	0:18,254	0:14,716	0:13,741	0:46,649	0:18,289	0:14,617	0:13,743	0:46,737	0:18,339	0:14,628	0:13,770	0:46,510	0:18,197	0:14,551	0:13,762	0:46,995	0:18,542	0:14,675	0:13,778
Runde 5	0:46,890	0:18,150	0:15,019	0:13,721	0:46,388	0:18,143	0:14,538	0:13,707	0:46,397	0:18,143	0:14,616	0:13,638	0:46,488	0:18,196	0:14,562	0:13,730	0:46,391	0:18,148	0:14,606	0:13,637
Runde 6	0:46,217	0:18,056	0:14,531	0:13,630	0:46,284	0:18,054	0:14,439	0:13,791	0:46,372	0:18,137	0:14,598	0:13,637	0:46,375	0:18,142	0:14,556	0:13,677	0:46,294	0:18,105	0:14,471	0:13,718
Runde 7	0:46,169	0:18,067	0:14,520	0:13,582	0:46,169	0:18,040	0:14,484	0:13,645	0:46,318	0:18,072	0:14,609	0:13,637	0:46,338	0:18,070	0:14,526	0:13,742	0:46,263	0:18,082	0:14,562	0:13,669
Runde 8	0:46,289	0:18,139	0:14,598	0:13,552	0:46,326	0:18,072	0:14,487	0:13,767	0:46,349	0:18,137	0:14,556	0:13,656	0:46,447	0:18,156	0:14,593	0:13,698	0:46,373	0:18,111	0:14,567	0:13,695
Runde 9	0:46,120	0:18,009	0:14,602	0:13,509	0:46,357	0:18,168	0:14,418	0:13,771	0:46,294	0:18,142	0:14,547	0:13,605	0:46,399	0:18,138	0:14,554	0:13,707	0:46,398	0:18,200	0:14,550	0:13,648
Runde 10	0:46,070	0:17,978	0:14,508	0:13,584	0:46,145	0:18,069	0:14,445	0:13,631	0:46,269	0:18,136	0:14,550	0:13,583	0:46,381	0:18,166	0:14,502	0:13,713	0:46,462	0:18,046	0:14,593	0:13,823
Runde 11	0:46,058	0:17,975	0:14,560	0:13,523	0:46,234	0:18,036	0:14,483	0:13,715	0:46,402	0:18,117	0:14,618	0:13,667	0:46,405	0:18,201	0:14,515	0:13,689	0:46,356	0:18,108	0:14,597	0:13,651
Runde 12	0:46,018	0:17,984	0:14,508	0:13,526	0:46,129	0:18,091	0:14,406	0:13,632	0:46,192	0:18,054	0:14,555	0:13,583	0:46,361	0:18,135	0:14,532	0:13,694	0:46,257	0:18,142	0:14,485	0:13,630
Runde 13	0:46,142	0:17,983	0:14,544	0:13,615	0:46,246	0:18,043	0:14,543	0:13,660	0:46,488	0:18,126	0:14,715	0:13,647	0:46,501	0:18,300	0:14,525	0:13,676	0:46,456	0:18,174	0:14,547	0:13,735

R 6 DSKM (KZ2) Heat 2 A < > C

Die schnellsten Zeiten

Ort	Nr. Fahrername	Zeit	Streckentl.	Ø Speed
Ziel	259 Luyet, Jean	0:46,018	1200 m	93,9 km/h
Sektion 1	221 Stiel, Daniel	0:10,530	531 m	181,5 km/h
Sektion 2	221 Stiel, Daniel	0:14,406	390 m	97,5 km/h
Sektion 3	259 Luyet, Jean	0:13,509	279 m	74,4 km/h

	Stm.234 Vasilie, Daniel ROU DR S.R.L.			Stm.217 Tornqvist-Persson, Benjamin SWE CRG Holland			Stm.232 Matisic, André DEU Solgat Motorsport			Stm.228 Piruszek, Kevin DEU BIREL ART RACING KSW			Stm.210 Horn, Moritz DEU TB Racing Team		
	theoretisch mögliche Bestzeit	Ziel	Sektion 3	theoretisch mögliche Bestzeit	Ziel	Sektion 3	theoretisch mögliche Bestzeit	Ziel	Sektion 3	theoretisch mögliche Bestzeit	Ziel	Sektion 3	theoretisch mögliche Bestzeit	Ziel	Sektion 3
best	0:46,156	0:18,036	0:14,407	0:46,204	0:18,077	0:14,466	0:46,247	0:18,064	0:14,547	0:46,392	0:18,168	0:14,597	0:46,463	0:18,139	0:14,633
Runde 1	0:51,964	0:21,163	0:14,560	0:51,503	0:20,667	0:16,209	0:51,574	0:20,606	0:16,276	0:50,773	0:20,349	0:15,812	0:52,382	0:21,546	0:16,049
Runde 2	0:48,193	0:19,012	0:14,948	0:48,011	0:18,757	0:15,023	0:48,373	0:19,216	0:14,930	0:48,093	0:18,797	0:15,318	0:48,228	0:18,955	0:15,208
Runde 3	0:46,541	0:18,231	0:14,564	0:46,814	0:18,303	0:14,651	0:46,994	0:18,332	0:14,839	0:47,160	0:18,344	0:14,952	0:47,115	0:18,391	0:14,865
Runde 4	0:47,278	0:18,345	0:14,748	0:46,965	0:18,362	0:14,670	0:46,819	0:18,225	0:14,792	0:47,613	0:18,850	0:14,978	0:46,894	0:18,232	0:14,792
Runde 5	0:46,239	0:18,092	0:14,426	0:46,426	0:18,188	0:14,562	0:46,569	0:18,232	0:14,699	0:46,727	0:18,242	0:14,755	0:46,687	0:18,169	0:14,702
Runde 6	0:46,156	0:18,036	0:14,407	0:46,293	0:18,155	0:14,482	0:46,294	0:18,109	0:14,566	0:46,577	0:18,201	0:14,671	0:46,624	0:18,157	0:14,643
Runde 7	0:46,245	0:18,102	0:14,455	0:46,204	0:18,077	0:14,513	0:46,324	0:18,130	0:14,547	0:46,403	0:18,168	0:14,602	0:46,652	0:18,184	0:14,702
Runde 8	0:46,339	0:18,095	0:14,486	0:46,377	0:18,177	0:14,466	0:46,247	0:18,064	0:14,599	0:46,392	0:18,173	0:14,599	0:46,506	0:18,176	0:14,655
Runde 9	0:46,421	0:18,091	0:14,632	0:46,327	0:18,159	0:14,525	0:46,311	0:18,078	0:14,589	0:46,432	0:18,211	0:14,597	0:46,549	0:18,195	0:14,724
Runde 10	0:46,629	0:18,389	0:14,522	0:46,492	0:18,109	0:14,639	0:46,443	0:18,076	0:14,623	0:46,432	0:18,211	0:14,597	0:46,463	0:18,139	0:14,633
Runde 11	0:46,232	0:18,088	0:14,464	0:46,414	0:18,151	0:14,544	0:46,373	0:18,123	0:14,646	0:46,536	0:18,233	0:14,687	0:46,580	0:18,173	0:14,697
Runde 12	0:46,362	0:18,149	0:14,507	0:46,362	0:18,149	0:14,507	0:46,432	0:18,148	0:14,623	0:46,457	0:18,248	0:14,605	0:46,589	0:18,221	0:14,732
Runde 13	0:46,382	0:18,175	0:14,502	0:46,364	0:18,153	0:14,556	0:46,392	0:18,133	0:14,610	0:46,494	0:18,218	0:14,669	0:46,774	0:18,301	0:14,715

R 6 DSKM (KZ2) Heat 2 A < > C

Die schnellsten Zeiten

Ort	Nr. Fahrername	Zeit	Streckl.	Ø Speed
Ziel	259 Luyet, Jean	0:46,018	1200 m	93,9 km/h
Sektion 1	221 Stiel, Daniel	0:10,530	531 m	181,5 km/h
Sektion 2	221 Stiel, Daniel	0:14,406	390 m	97,5 km/h
Sektion 3	259 Luyet, Jean	0:13,509	279 m	74,4 km/h

Runde	Smr.233 Davies, Dylan NLD Zonardi racing team			Smr.261 Prospero, Enrico ESP CRG Holland			Smr.230 Varhaug, Pål NOR CRG Holland			Smr.211 Mrosek, Michael DEU Team AK RACING			Smr.213 Nettagovskii, Daniel CZE Gregor Kart s.r.o.		
	theoretisch mögliche Bestzeit	Ziel	Bestzeit	theoretisch mögliche Bestzeit	Ziel	Bestzeit	theoretisch mögliche Bestzeit	Ziel	Bestzeit	theoretisch mögliche Bestzeit	Ziel	Bestzeit	theoretisch mögliche Bestzeit	Ziel	Bestzeit
best	0:46,414	0:18,160	0:14,555	0:46,585	0:18,198	0:14,660	0:46,529	0:18,160	0:14,582	0:46,570	0:18,204	0:14,600	0:46,623	0:18,248	0:14,655
Runde 1	0:52,353	0:21,316	0:15,900	0:51,989	0:20,977	0:16,219	0:52,775	0:21,373	0:16,144	0:52,578	0:21,440	0:16,099	0:52,345	0:20,901	0:16,067
Runde 2	0:49,187	0:19,047	0:15,483	0:48,080	0:18,924	0:15,188	0:48,900	0:19,175	0:15,552	0:48,554	0:19,076	0:15,033	0:48,353	0:19,097	0:15,021
Runde 3	0:46,948	0:18,380	0:14,775	0:47,102	0:18,386	0:14,855	0:47,217	0:18,525	0:14,828	0:47,196	0:18,487	0:14,740	0:47,434	0:18,733	0:14,829
Runde 4	0:46,884	0:18,294	0:14,822	0:47,019	0:18,322	0:14,859	0:46,916	0:18,318	0:14,810	0:46,815	0:18,330	0:14,715	0:46,852	0:18,348	0:14,710
Runde 5	0:46,806	0:18,348	0:14,669	0:46,930	0:18,336	0:14,763	0:47,855	0:18,769	0:15,289	0:47,892	0:18,388	0:15,115	0:46,852	0:18,348	0:14,710
Runde 6	0:46,663	0:18,254	0:14,605	0:46,836	0:18,315	0:14,761	0:47,855	0:18,303	0:14,703	0:47,892	0:18,388	0:15,115	0:46,793	0:18,307	0:14,691
Runde 7	0:46,504	0:18,199	0:14,555	0:46,821	0:18,295	0:14,736	0:46,665	0:18,242	0:14,672	0:46,570	0:18,348	0:14,637	0:46,820	0:18,318	0:14,660
Runde 8	0:46,588	0:18,262	0:14,613	0:46,807	0:18,330	0:14,726	0:46,611	0:18,278	0:14,582	0:46,570	0:18,348	0:14,637	0:46,820	0:18,318	0:14,660
Runde 9	0:46,414	0:18,160	0:14,572	0:46,651	0:18,198	0:14,675	0:46,611	0:18,277	0:14,617	0:46,591	0:18,253	0:14,600	0:46,623	0:18,248	0:14,667
Runde 10	0:46,433	0:18,189	0:14,577	0:47,197	0:18,571	0:14,853	0:46,708	0:18,160	0:14,712	0:46,891	0:18,204	0:14,916	0:47,365	0:18,358	0:15,182
Runde 11	0:46,439	0:18,191	0:14,568	0:46,736	0:18,307	0:14,680	0:46,529	0:18,204	0:14,620	0:46,606	0:18,234	0:14,682	0:47,067	0:18,327	0:14,761
Runde 12	0:46,500	0:18,230	0:14,619	0:46,585	0:18,213	0:14,660	0:46,687	0:18,310	0:14,687	0:46,850	0:18,377	0:14,770	0:47,266	0:18,396	0:14,832
Runde 13	0:46,625	0:18,265	0:14,650	0:46,747	0:18,264	0:14,679	0:46,767	0:18,276	0:14,765	0:46,867	0:18,335	0:14,737	0:46,994	0:18,356	0:14,740

R 6 DSKM (KZ2) Heat 2 A < > C

Die schnellsten Zeiten

Ort	Nr. Fahrername	Zeit	Streckentl.	Ø Speed
Ziel	259 Luyet, Jean	0:46,018	1200 m	93,9 km/h
Sektion 1	221 Stiel, Daniel	0:10,530	531 m	181,5 km/h
Sektion 2	221 Stiel, Daniel	0:14,406	390 m	97,5 km/h
Sektion 3	259 Luyet, Jean	0:13,509	279 m	74,4 km/h

	Snr.208 Rottl, Cyril CHE Kart-Club Oerlikon			Snr.253 Bonsauto, Louis FRA Louis Bonsauto			Snr.241 Peklin, Ivan UKR Victory Racing Team			Snr.254 Kallasmaa, Kaspar EST Kaspar Kallasmaa			Snr.220 Lagerström, Linus SWE JP Racing		
	theoretisch mögliche Bestzeit	Ziel	Sektion 3	theoretisch mögliche Bestzeit	Ziel	Sektion 3	theoretisch mögliche Bestzeit	Ziel	Sektion 3	theoretisch mögliche Bestzeit	Ziel	Sektion 3	theoretisch mögliche Bestzeit	Ziel	Sektion 3
best	0:46,540	0:18,142	0:14,594	0:46,675	0:18,208	0:14,664	0:46,660	0:18,187	0:14,622	0:46,575	0:18,249	0:14,643	0:46,586	0:18,194	0:14,532
Runde 1	0:53,477	0:21,471	0:16,577	0:52,843	0:21,351	0:16,242	0:52,794	0:21,360	0:16,160	0:53,016	0:21,462	0:16,520	0:53,989	0:21,716	0:16,900
Runde 2	0:48,621	0:18,954	0:15,461	0:48,633	0:19,341	0:15,013	0:48,880	0:19,505	0:15,351	0:49,482	0:19,031	0:16,275	0:49,538	0:18,893	0:16,062
Runde 3	0:46,942	0:18,326	0:14,716	0:47,338	0:18,651	0:14,799	0:47,151	0:18,549	0:14,764	0:47,190	0:18,465	0:14,829	0:47,580	0:18,876	0:14,879
Runde 4	0:47,049	0:18,187	0:14,707	0:46,782	0:18,267	0:14,749	0:47,571	0:18,242	0:14,756	0:46,951	0:18,427	0:14,698	0:47,459	0:18,821	0:14,762
Runde 5	0:47,481	0:18,204	0:14,773	0:48,195	0:18,400	0:15,535	0:47,195	0:18,261	0:14,752	0:47,436	0:18,367	0:14,989	0:47,105	0:18,453	0:14,917
Runde 6	0:47,286	0:18,630	0:14,628	0:47,092	0:18,515	0:14,913	0:47,443	0:18,782	0:14,790	0:47,119	0:18,416	0:14,790	0:46,662	0:18,240	0:14,625
Runde 7	0:46,540	0:18,163	0:14,594	0:46,681	0:18,304	0:14,671	0:46,757	0:18,306	0:14,622	0:47,431	0:18,691	0:14,800	0:46,986	0:18,482	0:14,768
Runde 8	0:46,658	0:18,142	0:14,771	0:47,192	0:18,337	0:15,120	0:46,768	0:18,206	0:14,668	0:46,868	0:18,279	0:14,806	0:47,302	0:18,233	0:15,038
Runde 9	0:46,750	0:18,371	0:14,691	0:46,813	0:18,388	0:14,733	0:46,838	0:18,260	0:14,703	0:46,922	0:18,285	0:14,837	0:46,636	0:18,257	0:14,701
Runde 10	0:46,699	0:18,172	0:14,743	0:46,675	0:18,208	0:14,715	0:46,704	0:18,247	0:14,677	0:47,281	0:18,635	0:14,849	0:47,046	0:18,194	0:14,969
Runde 11	0:46,830	0:18,275	0:14,663	0:46,832	0:18,256	0:14,697	0:46,660	0:18,187	0:14,645	0:46,774	0:18,297	0:14,712	0:46,586	0:18,287	0:14,532
Runde 12	0:47,666	0:18,519	0:14,729	0:47,935	0:19,019	0:14,799	0:48,105	0:18,576	0:14,700	0:46,575	0:18,249	0:14,643	0:46,703	0:18,368	0:14,567
Runde 13	0:46,750	0:18,280	0:14,678	0:46,851	0:18,275	0:14,664	0:46,950	0:18,281	0:14,654	0:46,785	0:18,263	0:14,702	0:46,842	0:18,243	0:14,665

R 6 DSKM (KZ2) Heat 2 A < > C

Die schnellsten Zeiten

Ort	Nr. Fahrername	Zeit	Streckenk.	Ø Speed
Ziel	259 Luyet, Jean	0:46,018	1200 m	93,9 km/h
Sektion 1	221 Stiel, Daniel	0:10,530	531 m	181,5 km/h
Sektion 2	221 Stiel, Daniel	0:14,406	390 m	97,5 km/h
Sektion 3	259 Luyet, Jean	0:13,509	279 m	74,4 km/h

best	Smr.263 Dzitiev, Yuri RUS Word Racing			Smr.238 Jilek, Michal CZE Solgat Motorsport			Smr.239 La Martina, Alessio ITA SRP Racing Team			Smr.207 Nilsson, Brandon SWE Intrepid Driver Program Srl			Smr.256 Costa, Francesco ITA Francesco Costa			
	theoretisch mögliche Bestzeit	Ziel	Sektion 3	theoretisch mögliche Bestzeit	Ziel	Sektion 3	theoretisch mögliche Bestzeit	Ziel	Sektion 3	theoretisch mögliche Bestzeit	Ziel	Sektion 3	theoretisch mögliche Bestzeit	Ziel	Sektion 3	
Runde 1	0:53,352	0:21,729	0:16,310	0:15,313	0:52,472	0:20,907	0:16,326	0:15,239	0:52,337	0:20,893	0:16,258	0:15,186	0:51,898	0:20,580	0:16,063	0:15,255
Runde 2	0:50,281	0:19,670	0:15,978	0:14,633	0:49,752	0:20,073	0:15,630	0:14,049	0:52,121	0:21,434	0:16,086	0:14,601	0:53,288	0:23,498	0:15,663	0:14,127
Runde 3	0:47,394	0:18,755	0:14,760	0:13,879	0:47,148	0:18,370	0:14,901	0:13,877	0:47,674	0:18,943	0:14,867	0:13,864	0:47,657	0:18,851	0:14,922	0:13,884
Runde 4	0:47,173	0:18,441	0:14,758	0:13,974	0:47,233	0:18,351	0:14,793	0:14,089	0:46,973	0:18,342	0:14,843	0:13,788	0:47,307	0:18,555	0:14,856	0:13,896
Runde 5	0:46,834	0:18,294	0:14,776	0:13,764	0:47,403	0:18,375	0:15,078	0:13,950	0:46,960	0:18,369	0:14,782	0:13,809	0:47,157	0:18,279	0:14,919	0:13,959
Runde 6	0:46,996	0:18,299	0:14,716	0:13,981	0:47,532	0:18,470	0:14,881	0:14,181	0:46,768	0:18,142	0:14,828	0:13,798	0:46,843	0:18,267	0:14,756	0:13,820
Runde 7	0:48,039	0:19,028	0:15,245	0:13,766	0:46,963	0:18,434	0:14,755	0:13,774	0:47,050	0:18,478	0:14,750	0:13,868	0:46,690	0:18,213	0:14,769	0:13,708
Runde 8	0:47,059	0:18,292	0:14,630	0:14,137	0:47,473	0:18,370	0:15,288	0:13,815	0:47,264	0:18,267	0:15,129	0:13,806	0:46,611	0:18,252	0:14,728	0:13,694
Runde 9	0:46,941	0:18,319	0:14,750	0:13,872	0:46,824	0:18,253	0:14,790	0:13,781	0:47,300	0:18,276	0:15,218	0:13,806	0:46,765	0:18,355	0:14,728	0:13,682
Runde 10	0:47,246	0:18,265	0:14,788	0:14,193	0:47,774	0:18,489	0:15,339	0:13,946	0:47,651	0:18,253	0:15,178	0:14,220	0:47,138	0:18,320	0:14,775	0:14,043
Runde 11	0:46,617	0:18,274	0:14,643	0:13,700	0:46,820	0:18,309	0:14,777	0:13,734	0:47,290	0:18,656	0:14,796	0:13,838	0:47,290	0:18,670	0:14,809	0:13,811
Runde 12	0:47,366	0:18,538	0:14,956	0:13,872	0:47,927	0:18,758	0:15,297	0:13,872	0:47,350	0:18,230	0:14,804	0:14,316	0:47,409	0:18,276	0:14,756	0:14,377
Runde 13	0:46,727	0:18,336	0:14,682	0:13,709	0:47,135	0:18,431	0:14,832	0:13,872	0:47,511	0:18,499	0:15,110	0:13,902	0:47,440	0:18,421	0:15,054	0:13,965

R 6 DSKM (K22) Heat 2 A < > C

Die schnellsten Zeiten

Ort	Nr. Fahrername	Zeit	Streckenl.	Ø Speed
Ziel	259 Luyer,Jeon	0:46,018	1200 m	93,9 km/h
Sektion 1	221 Stiel,Daniel	0:10,530	531 m	181,5 km/h
Sektion 2	221 Stiel,Daniel	0:14,406	390 m	97,5 km/h
Sektion 3	259 Luyer,Jeon	0:13,509	279 m	74,4 km/h

Snr:265 Munaretto, Luca

ITA

Anna-Maria Kokosioulis

theoretisch mögliche Bestzeit 0:47,025

best	Ziel	Sektion 1	Sektion 2	Sektion 3
Runde 1	0:53,062	0:21,228	0:16,534	0:15,300
Runde 2	0:49,636	0:19,008	0:16,053	0:14,575
Runde 3	0:47,195	0:18,498	0:14,884	0:13,813
Runde 4	0:47,579	0:18,328	0:14,991	0:14,260
Runde 5	0:48,395	0:18,810	0:15,410	0:14,175
Runde 6	0:48,417	0:18,650	0:15,115	0:14,652
Runde 7				

Ziel	Sektion 1	Sektion 2	Sektion 3	Ziel	Sektion 1	Sektion 2	Sektion 3	Ziel	Sektion 1	Sektion 2	Sektion 3

DMSB RegNr 08-2018

R 2 DSKM (KZ2) Heat 1 B <> C

NEU - 2 - NEW

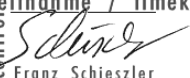
Strecke / track: 1200m
 started: 30 classified: 30 not classified: 0

fastest Lap Pex, Jorrit at: 0:45,871
 Doc. 1.2

Pos	Str. Nr.	Fahrer / Driver	Nation	Bewerber/Sponsor	Nation	Lizenz / B-Lizenz	Chassis/Motor/Reifen	Points	Runden Laps	Gesamtzeit Differenz	Abstand Gap	beste Runde best Lap	in R. in L.	o Geschw. g Speed
1	260	Hiltbrand, Pedro	ESP	CRG Holland	NLD	301202 15521	CRG / TM / Vega	0	13	10:06,131		0:45,949	11	92,7 km/h 94 km/h
2	223	Schmitz, Alexander	DEU	Alexander Schmitz	DEU	IKA 1120614 IKA 1120614	Tony Kart / Vortex / Vega	2	13	10:06,957 0:00,826	0:00,826	0:45,964	13	92,5 km/h 94 km/h
3	201	Pex, Jorrit	NLD	CRG Holland	NLD	27382 15521	CRG / TM / Vega	3	13	10:08,146 0:02,015	0:01,189	0:45,871	6	92,3 km/h 94,2 km/h
4	203	Pex, Stan	NLD	CRG Holland	NLD	31772 15521	CRG / TM / Vega	4	13	10:08,643 0:02,512	0:00,497	0:46,076	5	92,3 km/h 93,8 km/h
5	242	Kremers, Marijn	ITA	BIREL ART RACING S.R.L.	ITA	28576 370004	BIREL ART / TM / Vega	5	13	10:10,027 0:03,896	0:01,384	0:46,033	9	92,1 km/h 93,8 km/h
6	221	Stell, Daniel	DEU	Mach1 Motorsport	DEU	IKB 1138227 KBF 1005514	MACh1 / TM / Vega	6	13	10:11,506 0:05,375	0:01,479	0:45,980	10	91,8 km/h 94 km/h
7	240	Skåras, Emil	SWE	ENERGY CORSE SRL	ITA	19980530219f 295423	ENERGY / TM / Vega	7	13	10:12,567 0:06,436	0:01,061	0:45,970	9	91,7 km/h 94 km/h
8	227	Tschentscher, Toni	DEU	SRP Racing Team	DEU	IKC 1133992 KBF 1156791	CRG / TM / Vega	8	13	10:12,661 0:06,530	0:00,094	0:46,237	7	91,7 km/h 93,4 km/h
9	215	Rosati, Fabrizio	ITA	SRP Racing Team	DEU	366705 KBF 1156791	CRG / TM / Vega	9	13	10:13,985 0:07,854	0:01,324	0:46,237	6	91,5 km/h 93,4 km/h
10	210	Horn, Moritz	DEU	TB Racing Team	DEU	IKB 1132818 KBF 1116906	Kart Republic / TM / Vega	10	13	10:14,584 0:08,453	0:00,599	0:46,287	9	91,4 km/h 93,3 km/h
11	232	Maticic, André	DEU	Solgat Motorsport	DEU	IKB 1083048 KBF 1079802	BirelART / TM / Vega	11	13	10:14,657 0:08,526	0:00,073	0:46,225	8	91,4 km/h 93,5 km/h
12	233	Davies, Dylan	NLD	Zanardi racing team	NLD	18909 28613	Zanardi / TM / Vega	12	13	10:14,864 0:08,733	0:00,207	0:46,321	12	91,3 km/h 93,3 km/h
13	218	Tubben, Max	NLD	CRG Holland	NLD	33495 15521	CRG / TM / Vega	13	13	10:15,682 0:09,551	0:00,818	0:46,440	10	91,2 km/h 93 km/h
14	259	Luyet, Jean	CHE	CRG Holland	NLD	505028 15521	CRG / TM / Vega	14	13	10:15,818 0:09,687	0:00,136	0:46,119	12	91,2 km/h 93,7 km/h
15	230	Varhaug, Pål	NOR	CRG Holland	NLD	28345 15521	CRG / TM / Vega	15	13	10:16,473 0:10,242	0:00,655	0:46,480	12	91,1 km/h 92,9 km/h
16	261	Prosperi, Enrico	ESP	CRG Holland	NLD	IT80009 15521	CRG / TM / Vega	16	13	10:17,588 0:11,457	0:01,115	0:46,519	6	90,9 km/h 92,9 km/h
17	231	Paul, Maximilian	DEU	DR S.R.L.	ITA	IKC 1140086 296449	DR / Modena / Vega	17	13	10:19,120 0:12,989	0:01,532	0:46,057	8	90,7 km/h 93,8 km/h
18	219	Johansson, Andreas	SWE	CRG Holland	NLD	19990722587 15521	CRG / TM / Vega	18	13	10:19,252 0:13,121	0:00,132	0:46,542	10	90,7 km/h 92,8 km/h
19	253	Bonsaudo, Louis	FRA	Louis Bonsaudo	FRA	219713 219713	ib17 / TM / Vega	19	13	10:19,374 0:13,243	0:00,122	0:46,580	10	90,7 km/h 92,7 km/h
20	255	Podobsky, Lukas	CZE	Lukas Podobsky	CZE	18AS0458 18AT0101	BirelArt / TM / Vega	20	13	10:19,836 0:13,705	0:00,462	0:46,445	7	90,6 km/h 93 km/h
21	258	Cebrian, Gerard	ESP	CRG Holland	NLD	46151222C 15521	CRG / TM / Vega	21	13	10:20,349 0:14,218	0:00,513	0:46,475	13	90,5 km/h 93 km/h
22	254	Kallasmaa, Kaspar	EST	Kaspar Kallasmaa	EST	K 912 115 E	Energy / TM / Vega	22	13	10:25,876 0:19,745	0:05,527	0:46,639	8	89,7 km/h 92,6 km/h
23	252	Benni, Tommaso	ITA	Tommaso Benni	ITA	303851 303851	BIREL / TM RACING / Vega	23	13	10:26,732 0:20,601	0:00,856	0:46,344	6	89,6 km/h 93,6 km/h
24	212	Specken, Guust	NLD	Guust Specken	NLD	33443 33443	Gillard / Vortex / Vega	24	13	10:27,066 0:20,935	0:00,334	0:46,554	6	89,6 km/h 92,8 km/h
25	263	Dzitiey, Yuri	RUS	Ward Racing	SWE	18535 102	Tonykart / TM / Vega	25	13	10:27,341 0:21,210	0:00,275	0:46,599	6	89,5 km/h 92,7 km/h
26	237	Lang, Hannah	GBR	MK Racing	GBR	212874 273486	Tony Kart / Vortex / Vega	26	13	10:27,573 0:21,442	0:00,232	0:46,685	7	89,5 km/h 92,5 km/h
27	266	Forne, Antonio	ESP	CRG Holland	NLD	ITCSR-0013-ESF 15521	CRG / TM / Vega	27	13	10:31,714 0:25,583	0:04,141	0:47,083	6	88,9 km/h 91,8 km/h
28	213	Netiagovskii, Daniel	CZE	Gregor Kart s.r.o.	CZE	925 338	Tony Kart / TM / Vega	28	13	10:31,928 0:25,797	0:00,214	0:46,615	7	88,9 km/h 92,7 km/h
29	208	Ratl, Cyril	CHE	Kart-Club Oerlikon	CHE	505053 500006	CRG / TM / Vega	29	13	10:34,544 0:28,413	0:02,616	0:46,945	12	88,5 km/h 92 km/h
30	220	Lagerström, Linus	SWE	JP Racing	SWE	19940930121 105	Exprit / TM / Vega	30	13	10:48,068 0:41,937	0:13,524	0:46,669	6	86,7 km/h 92,6 km/h

StNr. 252,213,208,220 5 sec.penalty Frontfairing
 StNr. 221,240 5 sec.penalty Jump Start
 StNr. 231 10 sec.penalty Pushing

Rennleitung: Kai Medefind Racedirektor: Thomas Lainer
 Sportkommissare: Th. Ferrero / U. Bell / H. Seidel / P. Acerbi
 Techn. Kommissare: H-J. Dangers / M. Grasshoff / C. Schmidt / D. Pietzko / M. Somera / A. Mazzanti
 Zeitnahme: KART-DATA timing service Franz Schieszler / Martin Summerer

Zeitnahme / timekeeping
 control

 Franz Schieszler



R 2 DSKM (KZ2) Heat 1 B < > C

Strecke / track: 1200

Fahrername Driver	Hillbrand Pedro	Stell Daniel	Schmitz Alexander	Skáros Emil	Pex Jorrit	Pex Stan	Paul Maximilian	Kreiners Marijn	Tschentscher Toni	Rosati Fabrizio	Horn Moritz	Matisic André
schnellste Runde in Runde	0:45,949 Rn. 11	0:45,980 Rn. 10	0:45,964 Rn. 13	0:45,970 Rn. 9	0:45,871 Rn. 6	0:46,076 Rn. 5	0:46,057 Rn. 8	0:46,033 Rn. 9	0:46,237 Rn. 7	0:46,237 Rn. 6	0:46,287 Rn. 9	0:46,225 Rn. 8
Speed	94,0 km/h	94,0 km/h	94,0 km/h	94,0 km/h	94,2 km/h	93,8 km/h	93,8 km/h	93,8 km/h	93,4 km/h	93,4 km/h	93,3 km/h	93,5 km/h
Lap 1	0:48,976	0:50,415	0:48,768	0:49,266	0:50,244	0:49,174	0:49,238	0:49,402	0:50,411	0:49,678	0:50,220	0:49,957
Lap 2	0:47,676	0:46,980	0:46,914	0:47,236	0:46,844	0:47,349	0:47,241	0:47,280	0:47,154	0:47,356	0:47,240	0:47,217
Lap 3	0:46,343	0:46,218	0:46,361	0:46,381	0:46,529	0:46,256	0:47,180	0:47,688	0:47,045	0:47,250	0:47,271	0:47,567
Lap 4	0:46,138	0:46,106	0:46,153	0:46,993	0:46,244	0:46,559	0:46,315	0:46,319	0:46,539	0:46,442	0:46,645	0:46,549
Lap 5	0:46,153	0:46,335	0:46,899	0:46,193	0:46,091	0:46,076	0:46,135	0:46,249	0:46,549	0:46,330	0:47,453	0:46,667
Lap 6	0:46,319	0:46,680	0:46,556	0:46,054	0:45,871	0:46,207	0:46,106	0:46,198	0:46,348	0:46,237	0:46,350	0:46,296
Lap 7	0:46,001	0:46,075	0:46,052	0:46,215	0:46,201	0:46,901	0:46,140	0:46,069	0:46,237	0:46,367	0:46,401	0:46,304
Lap 8	0:46,036	0:46,069	0:46,014	0:46,025	0:46,005	0:46,104	0:46,057	0:46,164	0:46,256	0:46,312	0:46,307	0:46,225
Lap 9	0:46,000	0:46,125	0:46,169	0:45,970	0:46,036	0:46,111	0:46,109	0:46,033	0:46,266	0:46,460	0:46,287	0:46,322
Lap 10	0:46,041	0:45,980	0:46,102	0:46,024	0:46,009	0:46,202	0:46,162	0:46,206	0:46,474	0:47,610	0:46,390	0:46,761
Lap 11	0:45,949	0:46,026	0:46,262	0:46,112	0:46,098	0:46,131	0:46,223	0:46,388	0:46,552	0:46,261	0:46,404	0:46,335
Lap 12	0:46,000	0:46,072	0:46,008	0:46,164	0:46,260	0:46,118	0:46,127	0:46,228	0:46,348	0:46,813	0:46,473	0:46,424
Lap 13	0:46,154	0:46,029	0:45,964	0:46,019	0:46,245	0:46,274	0:46,280	0:46,411	0:46,359	0:47,001	0:47,378	0:47,789


R 2 DSKM (KZ2) Heat 1 B < > C

Strecke / track: 1200

Fahrername Driver	Davies Dylan	Tubben Max	Luyet Jean	Varhaug Pål	Prosperi Enrico	Johansson Andreas	Bonsaudo Louis	Podobsky Lukas	Cebrian Gerard	Kallasmaa Kaspar	Benni Tommaso	Specken Guust
schnellste Runde in Runde	0:46,321 Rn. 12	0:46,440 Rn. 10	0:46,119 Rn. 12	0:46,480 Rn. 12	0:46,519 Rn. 6	0:46,542 Rn. 10	0:46,580 Rn. 10	0:46,445 Rn. 7	0:46,475 Rn. 13	0:46,639 Rn. 8	0:46,344 Rn. 6	0:46,554 Rn. 6
Speed	93,3 km/h	93,0 km/h	93,7 km/h	92,9 km/h	92,9 km/h	92,8 km/h	92,7 km/h	93,0 km/h	93,0 km/h	92,6 km/h	93,2 km/h	92,8 km/h
Lap 1	0:50,401	0:50,156	0:49,422	0:50,749	0:50,980	0:50,609	0:51,139	0:51,121	0:52,195	0:53,081	0:52,509	0:51,921
Lap 2	0:47,868	0:47,734	0:47,207	0:47,663	0:47,606	0:47,451	0:47,594	0:47,834	0:47,314	0:47,532	0:47,258	0:47,215
Lap 3	0:46,601	0:46,836	0:52,316	0:46,864	0:47,027	0:47,227	0:47,178	0:46,884	0:49,169	0:48,230	0:49,221	0:52,227
Lap 4	0:46,874	0:46,855	0:46,340	0:46,749	0:46,775	0:46,843	0:46,816	0:46,792	0:47,326	0:47,768	0:47,546	0:46,878
Lap 5	0:46,522	0:46,568	0:46,438	0:46,701	0:46,654	0:46,727	0:46,909	0:46,493	0:46,870	0:47,414	0:46,786	0:47,108
Lap 6	0:46,483	0:46,460	0:46,272	0:46,484	0:46,519	0:46,703	0:46,908	0:46,656	0:46,569	0:46,657	0:46,344	0:46,554
Lap 7	0:46,423	0:46,892	0:46,228	0:46,586	0:46,603	0:46,891	0:46,586	0:46,445	0:46,571	0:46,668	0:46,626	0:46,612
Lap 8	0:46,419	0:46,767	0:46,430	0:47,057	0:46,619	0:46,750	0:46,725	0:46,726	0:46,606	0:46,639	0:46,700	0:46,589
Lap 9	0:46,440	0:46,582	0:46,599	0:47,044	0:46,973	0:46,656	0:46,721	0:46,826	0:46,536	0:47,305	0:46,624	0:46,971
Lap 10	0:46,342	0:46,440	0:46,418	0:46,586	0:46,913	0:46,542	0:46,580	0:47,174	0:46,594	0:47,448	0:46,607	0:47,148
Lap 11	0:46,389	0:46,459	0:46,311	0:46,909	0:46,851	0:47,082	0:47,045	0:47,331	0:46,517	0:46,865	0:46,798	0:47,507
Lap 12	0:46,321	0:46,450	0:46,119	0:46,480	0:46,531	0:46,891	0:46,766	0:46,960	0:46,487	0:46,802	0:46,738	0:46,767
Lap 13	0:46,788	0:46,627	0:46,524	0:46,521	0:46,668	0:47,357	0:47,314	0:48,188	0:46,475	0:47,544	0:46,587	0:47,780

R 2 DSKM (KZ2) Heat 1 B < > C

Strecke / track: 1200

Fahrername Driver	Dziitiev Yuri	Lang Hannah	Forne Antonio	Netriagovskii Daniel	Rarl Cyril	Lagerström Linus
schnellste Runde	0:46,599 Rn. 6	0:46,685 Rn. 7	0:47,083 Rn. 6	0:46,615 Rn. 7	0:46,945 Rn. 12	0:46,669 Rn. 6
in Runde	92,7 km/h	92,5 km/h	91,8 km/h	92,7 km/h	92,0 km/h	92,6 km/h
Speed						
Lap 1	0:53,577	0:52,555	0:52,677	0:51,207	0:53,715	1:12,927
Lap 2	0:47,519	0:47,115	0:47,720	0:47,569	0:48,421	0:47,649
Lap 3	0:48,065	0:48,941	0:49,080	0:49,163	0:47,668	0:46,964
Lap 4	0:47,824	0:48,340	0:47,576	0:47,988	0:47,681	0:46,850
Lap 5	0:47,367	0:46,723	0:48,423	0:47,544	0:48,206	0:46,723
Lap 6	0:46,599	0:46,732	0:47,083	0:46,777	0:47,366	0:46,669
Lap 7	0:46,674	0:46,685	0:47,170	0:46,615	0:47,173	0:46,755
Lap 8	0:46,653	0:46,696	0:47,196	0:46,815	0:47,119	0:46,780
Lap 9	0:47,326	0:48,195	0:47,229	0:47,590	0:47,342	0:47,222
Lap 10	0:47,092	0:47,413	0:47,202	0:47,102	0:47,343	0:46,873
Lap 11	0:47,760	0:47,609	0:48,988	0:47,028	0:47,225	0:47,083
Lap 12	0:47,801	0:47,722	0:47,542	0:47,011	0:46,945	0:47,438
Lap 13	0:47,185	0:47,066	0:47,928	0:48,769	0:47,647	0:47,533

R 2 DSKM (KZ2) Heat 1 B < > C

Ziel		Sektion 1		Sektion 2		Sektion 3	
Fahrername	Zeit	Fahrername	Zeit	Fahrername	Zeit	Fahrername	Zeit
1 201 Pex,Jorrit	0:45,871	201 Pex,Jorrit	0:17,941	260 Hiltbrand,Pedro	0:14,374	260 Hiltbrand,Pedro	0:13,467
2 260 Hiltbrand,Pedro	0:45,949	259 Luyet,Jean	0:17,960	240 Skärås,Emil	0:14,394	201 Pex,Jorrit	0:13,483
3 223 Schmitz,Alexander	0:45,964	221 Stell,Daniel	0:17,965	221 Stell,Daniel	0:14,404	223 Schmitz,Alexander	0:13,501
4 240 Skärås,Emil	0:45,970	231 Paul,Maximilian	0:17,969	201 Pex,Jorrit	0:14,417	203 Pex,Stan	0:13,503
5 221 Stell,Daniel	0:45,980	240 Skärås,Emil	0:17,990	242 Kremers,Marijn	0:14,422	259 Luyet,Jean	0:13,508
6 242 Kremers,Marijn	0:46,033	260 Hiltbrand,Pedro	0:18,000	203 Pex,Stan	0:14,443	221 Stell,Daniel	0:13,515
7 231 Paul,Maximilian	0:46,057	223 Schmitz,Alexander	0:18,012	231 Paul,Maximilian	0:14,445	242 Kremers,Marijn	0:13,551
8 203 Pex,Stan	0:46,076	242 Kremers,Marijn	0:18,017	223 Schmitz,Alexander	0:14,446	252 Benni,Tommaso	0:13,554
9 259 Luyet,Jean	0:46,119	203 Pex,Stan	0:18,020	233 Davies,Dylan	0:14,504	240 Skärås,Emil	0:13,555
10 232 Matisic,André	0:46,225	215 Rosati,Fabrizio	0:18,028	259 Luyet,Jean	0:14,538	237 Lang,Hannah	0:13,566
11 227 Tschentscher,Toni	0:46,237	210 Horn,Moritz	0:18,044	232 Matisic,André	0:14,542	227 Tschentscher,Toni	0:13,570
12 215 Rosati,Fabrizio	0:46,237	227 Tschentscher,Toni	0:18,056	255 Podobsky,Lukas	0:14,549	232 Matisic,André	0:13,581
13 210 Horn,Moritz	0:46,287	232 Matisic,André	0:18,079	227 Tschentscher,Toni	0:14,562	231 Paul,Maximilian	0:13,584
14 233 Davies,Dylan	0:46,321	233 Davies,Dylan	0:18,085	215 Rosati,Fabrizio	0:14,564	210 Horn,Moritz	0:13,597
15 252 Benni,Tommaso	0:46,344	218 Tubben,Max	0:18,129	218 Tubben,Max	0:14,568	215 Rosati,Fabrizio	0:13,601
16 218 Tubben,Max	0:46,440	252 Benni,Tommaso	0:18,138	263 Dzitev,Yuri	0:14,588	258 Cebrían,Gerard	0:13,619
17 255 Podobsky,Lukas	0:46,445	237 Lang,Hannah	0:18,138	230 Varhaug,Pål	0:14,592	218 Tubben,Max	0:13,624
18 258 Cebrían,Gerard	0:46,475	219 Johansson,Andreas	0:18,147	254 Kallasmaa,Kaspar	0:14,592	253 Bonsaudo,Louis	0:13,632
19 230 Varhaug,Pål	0:46,480	212 Specken,Guust	0:18,153	212 Specken,Guust	0:14,598	233 Davies,Dylan	0:13,638
20 261 Prosperi,Enrico	0:46,519	261 Prosperi,Enrico	0:18,159	210 Horn,Moritz	0:14,602	220 Lagerström,Linus	0:13,652
21 219 Johansson,Andreas	0:46,542	230 Varhaug,Pål	0:18,162	253 Bonsaudo,Louis	0:14,609	230 Varhaug,Pål	0:13,655
22 212 Specken,Guust	0:46,554	258 Cebrían,Gerard	0:18,168	258 Cebrían,Gerard	0:14,624	219 Johansson,Andreas	0:13,659
23 253 Bonsaudo,Louis	0:46,580	255 Podobsky,Lukas	0:18,170	220 Lagerström,Linus	0:14,628	254 Kallasmaa,Kaspar	0:13,681
24 263 Dzitev,Yuri	0:46,599	254 Kallasmaa,Kaspar	0:18,178	261 Prosperi,Enrico	0:14,646	212 Specken,Guust	0:13,683
25 213 Netiagovskii,Daniel	0:46,615	253 Bonsaudo,Louis	0:18,189	252 Benni,Tommaso	0:14,652	261 Prosperi,Enrico	0:13,695
26 254 Kallasmaa,Kaspar	0:46,639	213 Netiagovskii,Daniel	0:18,209	237 Lang,Hannah	0:14,664	263 Dzitev,Yuri	0:13,704
27 220 Lagerström,Linus	0:46,669	263 Dzitev,Yuri	0:18,211	213 Netiagovskii,Daniel	0:14,679	213 Netiagovskii,Daniel	0:13,713
28 237 Lang,Hannah	0:46,685	220 Lagerström,Linus	0:18,267	219 Johansson,Andreas	0:14,704	255 Podobsky,Lukas	0:13,719
29 208 Ratl,Cyrl	0:46,945	266 Forne,Antonio	0:18,317	208 Ratl,Cyrl	0:14,771	208 Ratl,Cyrl	0:13,799
30 266 Forne,Antonio	0:47,083	208 Ratl,Cyrl	0:18,343	266 Forne,Antonio	0:14,784	266 Forne,Antonio	0:13,816

R 2 DSKM (KZ2) Heat 1 B < > C

Die schnellsten Zeiten

Ort	Nr. Fahrername	Zeit	Streckenl.	Ø Speed
Ziel	201 Pex,Jorrit	0:45,871	1200 m	94,2 km/h
Sektion 1	201 Pex,Jorrit	0:17,941	531 m	106,5 km/h
Sektion 2	260 Hiltbrand,Pedro	0:14,374	390 m	97,7 km/h
Sektion 3	260 Hiltbrand,Pedro	0:13,467	279 m	74,6 km/h

	Snr.260 Hiltbrand,Pedro ESP			Snr.221 Strell,Daniel DEU			Snr.223 Schmitz,Alexander DEU			Snr.240 Skåras,Emil SWE			Snr.201 Pex,Jorrit NLD			
	theoretisch mögliche Bestzeit	Ziel	Sektion 3	theoretisch mögliche Bestzeit	Ziel	Sektion 3	theoretisch mögliche Bestzeit	Ziel	Sektion 3	theoretisch mögliche Bestzeit	Ziel	Sektion 3	theoretisch mögliche Bestzeit	Ziel	Sektion 3	
best	0:45,949	0:18,000	0:14,374	0:45,980	0:17,965	0:14,404	0:45,964	0:18,012	0:14,446	0:45,970	0:17,990	0:14,394	0:45,871	0:17,941	0:14,417	0:13,483
Runde 1	0:48,976	0:20,068	0:14,953	0:50,415	0:14,844	0:14,844	0:48,768	0:19,891	0:14,885	0:49,266	0:20,361	0:14,951	0:50,244	0:20,706	0:15,430	0:14,108
Runde 2	0:47,676	0:18,467	0:15,132	0:46,980	0:18,270	0:14,932	0:46,914	0:18,292	0:14,886	0:47,236	0:18,169	0:14,882	0:46,844	0:18,424	0:14,705	0:13,715
Runde 3	0:46,343	0:18,156	0:14,520	0:46,218	0:18,158	0:14,483	0:46,361	0:18,214	0:14,568	0:46,381	0:18,252	0:14,497	0:46,529	0:18,473	0:14,538	0:13,518
Runde 4	0:46,138	0:18,127	0:14,448	0:46,106	0:18,086	0:14,463	0:46,153	0:18,112	0:14,500	0:46,993	0:18,580	0:14,712	0:46,244	0:18,047	0:14,614	0:13,583
Runde 5	0:46,153	0:18,000	0:14,513	0:46,335	0:18,167	0:14,544	0:46,899	0:18,745	0:14,537	0:46,193	0:18,182	0:14,436	0:46,244	0:18,052	0:14,508	0:13,531
Runde 6	0:46,319	0:18,065	0:14,694	0:46,680	0:18,136	0:14,923	0:46,556	0:18,072	0:14,738	0:46,054	0:17,990	0:14,467	0:46,091	0:18,052	0:14,417	0:13,513
Runde 7	0:46,001	0:18,017	0:14,460	0:46,075	0:18,028	0:14,469	0:46,052	0:18,069	0:14,477	0:46,215	0:18,003	0:14,620	0:46,201	0:17,951	0:14,654	0:13,596
Runde 8	0:46,036	0:18,056	0:14,437	0:46,069	0:18,046	0:14,457	0:46,014	0:18,012	0:14,469	0:46,025	0:18,076	0:14,394	0:46,005	0:18,077	0:14,442	0:13,486
Runde 9	0:46,000	0:18,125	0:14,408	0:46,125	0:18,097	0:14,513	0:46,169	0:18,028	0:14,543	0:45,970	0:17,995	0:14,406	0:46,036	0:18,055	0:14,498	0:13,483
Runde 10	0:46,041	0:18,034	0:14,466	0:45,980	0:17,965	0:14,420	0:46,102	0:18,094	0:14,475	0:46,024	0:18,042	0:14,400	0:46,009	0:17,993	0:14,483	0:13,533
Runde 11	0:45,949	0:18,034	0:14,374	0:46,026	0:17,972	0:14,404	0:46,262	0:18,203	0:14,523	0:46,112	0:18,052	0:14,454	0:46,098	0:18,037	0:14,475	0:13,586
Runde 12	0:46,000	0:18,017	0:14,439	0:46,072	0:17,976	0:14,502	0:46,008	0:18,033	0:14,449	0:46,164	0:18,027	0:14,468	0:46,260	0:18,150	0:14,558	0:13,552
Runde 13	0:46,154	0:18,100	0:14,491	0:46,029	0:18,019	0:14,468	0:45,964	0:18,017	0:14,446	0:46,019	0:18,004	0:14,438	0:46,245	0:18,071	0:14,608	0:13,566

R 2 DSKM (K22) Heat 1 B < > C

Die schnellsten Zeiten

Ort	Nr. Fahrername	Zeit	Streckenk.	Ø Speed
Ziel	201 Pex,Jorrit	0:45,871	1200 m	94,2 km/h
Sektion 1	201 Pex,Jorrit	0:17,941	531 m	106,5 km/h
Sektion 2	260 Hilbrand,Pedro	0:14,374	390 m	97,7 km/h
Sektion 3	260 Hilbrand,Pedro	0:13,467	279 m	74,6 km/h

	Smr.203 Pex,Stan NLD CRG Holland		Smr.231 Paul,Maximilian DEU DR S.R.L.		Smr.242 Kremers,Marijn ITA BIREL ART RACING S.R.L.		Smr.227 Tschentscher,Toni DEU SRP Racing Team		Smr.215 Rosari,Fabrizio ITA SRP Racing Team			
	theoretisch mögliche Bestzeit	0:45,966	theoretisch mögliche Bestzeit	0:45,998	theoretisch mögliche Bestzeit	0:45,990	theoretisch mögliche Bestzeit	0:46,188	theoretisch mögliche Bestzeit	0:46,193		
best	0:46,076	0:18,020	0:14,443	0:13,503	0:46,057	0:17,969	0:14,445	0:13,584	0:46,237	0:18,028	0:14,564	0:13,601
Runde 1	0:49,174	0:20,308	0:14,905	0:13,961	0:49,238	0:20,233	0:15,044	0:13,961	0:49,678	0:20,300	0:15,283	0:14,095
Runde 2	0:47,349	0:18,169	0:14,871	0:14,309	0:47,241	0:18,381	0:14,894	0:13,966	0:47,356	0:18,702	0:14,796	0:13,858
Runde 3	0:46,256	0:18,189	0:14,505	0:13,562	0:47,180	0:18,845	0:14,646	0:13,689	0:47,250	0:18,615	0:14,772	0:13,863
Runde 4	0:46,559	0:18,280	0:14,663	0:13,616	0:46,315	0:18,183	0:14,531	0:13,601	0:46,442	0:18,162	0:14,572	0:13,708
Runde 5	0:46,076	0:18,054	0:14,479	0:13,543	0:46,135	0:18,062	0:14,489	0:13,584	0:46,330	0:18,030	0:14,648	0:13,652
Runde 6	0:46,207	0:18,052	0:14,551	0:13,604	0:46,106	0:18,014	0:14,500	0:13,592	0:46,367	0:18,045	0:14,661	0:13,661
Runde 7	0:46,901	0:18,020	0:15,000	0:13,881	0:46,140	0:18,021	0:14,494	0:13,625	0:46,312	0:18,031	0:14,569	0:13,712
Runde 8	0:46,111	0:18,071	0:14,497	0:13,543	0:46,109	0:18,014	0:14,445	0:13,650	0:46,460	0:18,178	0:14,637	0:13,645
Runde 9	0:46,202	0:18,095	0:14,519	0:13,588	0:46,162	0:18,045	0:14,485	0:13,632	0:47,610	0:18,194	0:15,099	0:14,317
Runde 10	0:46,131	0:18,066	0:14,562	0:13,503	0:46,223	0:18,143	0:14,467	0:13,613	0:46,261	0:18,028	0:14,564	0:13,669
Runde 11	0:46,118	0:18,054	0:14,551	0:13,513	0:46,127	0:18,033	0:14,500	0:13,594	0:46,813	0:18,103	0:14,601	0:14,109
Runde 12	0:46,274	0:18,090	0:14,538	0:13,646	0:46,280	0:18,125	0:14,538	0:13,617	0:47,001	0:18,172	0:15,092	0:13,737
Runde 13												

R 2 DSKM (K22) Heat 1 B < > C

Die schnellsten Zeiten

Ort	Nr. Fahrername	Zeit	Streckenk.	Ø Speed
Ziel	201 Pex,Jorrit	0:45,871	1200 m	94,2 km/h
Sektion 1	201 Pex,Jorrit	0:17,941	531 m	106,5 km/h
Sektion 2	260 Hilbrand,Pedro	0:14,374	390 m	97,7 km/h
Sektion 3	260 Hilbrand,Pedro	0:13,467	279 m	74,6 km/h

	Smr.210 Horn,Moritz DEU TB Racing Team			Smr.232 Matisic,André DEU Solgat Motorsport			Smr.233 Davies,Dylan NLD Zanardi racing team			Smr.218 Tubben,Max NLD CRG Holland			Smr.259 Luyet,Jean CHE CRG Holland		
	theoretisch mögliche Bestzeit	Ziel	Sektion 3	theoretisch mögliche Bestzeit	Ziel	Sektion 3	theoretisch mögliche Bestzeit	Ziel	Sektion 3	theoretisch mögliche Bestzeit	Ziel	Sektion 3	theoretisch mögliche Bestzeit	Ziel	Sektion 3
best	0:46,287	0:18,044	0:14,602	0:46,225	0:18,079	0:14,542	0:46,321	0:18,085	0:14,504	0:46,440	0:18,129	0:14,568	0:46,119	0:17,960	0:14,538
Runde 1	0:50,220	0:20,728	0:15,336	0:49,957	0:20,463	0:15,305	0:50,401	0:20,807	0:15,352	0:50,156	0:20,423	0:15,538	0:49,422	0:20,455	0:14,952
Runde 2	0:47,240	0:18,386	0:14,963	0:47,217	0:18,535	0:14,843	0:47,868	0:18,362	0:14,884	0:47,734	0:18,382	0:15,026	0:47,207	0:18,404	0:14,853
Runde 3	0:47,271	0:18,685	0:14,847	0:47,567	0:19,113	0:14,810	0:46,601	0:18,277	0:14,613	0:46,836	0:18,226	0:14,835	0:52,316	0:23,355	0:15,286
Runde 4	0:46,645	0:18,180	0:14,723	0:46,549	0:18,231	0:14,630	0:46,874	0:18,415	0:14,626	0:46,855	0:18,453	0:14,665	0:46,340	0:18,147	0:14,631
Runde 5	0:47,453	0:18,930	0:14,722	0:46,667	0:18,373	0:14,660	0:46,522	0:18,246	0:14,507	0:46,568	0:18,167	0:14,568	0:46,438	0:18,006	0:14,538
Runde 6	0:46,350	0:18,065	0:14,620	0:46,296	0:18,132	0:14,563	0:46,483	0:18,125	0:14,720	0:46,460	0:18,191	0:14,610	0:46,272	0:18,114	0:14,549
Runde 7	0:46,401	0:18,161	0:14,643	0:46,304	0:18,135	0:14,588	0:46,423	0:18,085	0:14,590	0:46,892	0:18,129	0:14,684	0:46,228	0:18,134	0:14,586
Runde 8	0:46,307	0:18,061	0:14,644	0:46,225	0:18,088	0:14,542	0:46,419	0:18,206	0:14,504	0:46,767	0:18,183	0:14,793	0:46,430	0:17,960	0:14,623
Runde 9	0:46,287	0:18,053	0:14,619	0:46,322	0:18,126	0:14,592	0:46,440	0:18,190	0:14,528	0:46,582	0:18,256	0:14,599	0:46,599	0:18,122	0:14,651
Runde 10	0:46,390	0:18,044	0:14,619	0:46,761	0:18,079	0:14,599	0:46,342	0:18,124	0:14,549	0:46,440	0:18,193	0:14,623	0:46,418	0:18,214	0:14,625
Runde 11	0:46,404	0:18,147	0:14,602	0:46,335	0:18,127	0:14,592	0:46,389	0:18,161	0:14,545	0:46,459	0:18,164	0:14,606	0:46,311	0:18,053	0:14,619
Runde 12	0:46,473	0:18,152	0:14,658	0:46,424	0:18,126	0:14,598	0:46,321	0:18,125	0:14,534	0:46,450	0:18,212	0:14,606	0:46,119	0:17,988	0:14,615
Runde 13	0:47,378	0:18,284	0:15,147	0:47,789	0:18,221	0:15,612	0:46,788	0:18,159	0:14,710	0:46,627	0:18,255	0:14,686	0:46,524	0:18,169	0:14,681

R 2 DSKM (KZ2) Heat 1 B < > C

Die schnellsten Zeiten

Ort	Nr. Fahrername	Zeit	Streckenk.	Ø Speed
Ziel	201 Pex,Jorrit	0:45,871	1200 m	94,2 km/h
Sektion 1	201 Pex,Jorrit	0:17,941	531 m	106,5 km/h
Sektion 2	260 Hilbrand,Pedro	0:14,374	390 m	97,7 km/h
Sektion 3	260 Hilbrand,Pedro	0:13,467	279 m	74,6 km/h

	Smr.230 Varhaug,Pål NOR CRG Holland			Smr.261 Prospero,Enrico ESP CRG Holland			Smr.219 Johansson,Andreas SWE CRG Holland			Smr.253 Bonsauto,Louis FRA Louis Bonsauto			Smr.255 Podobsky,Lukas CZE Lukas Podobsky		
	theoretisch mögliche Bestzeit	Ziel	Bestzeit	theoretisch mögliche Bestzeit	Ziel	Bestzeit	theoretisch mögliche Bestzeit	Ziel	Bestzeit	theoretisch mögliche Bestzeit	Ziel	Bestzeit	theoretisch mögliche Bestzeit	Ziel	Bestzeit
best	0:46,480	0:18,162	0:14,592	0:46,519	0:18,159	0:14,646	0:46,542	0:18,147	0:14,704	0:46,580	0:18,189	0:14,609	0:46,445	0:18,170	0:14,549
Runde 1	0:50,749	0:21,054	0:15,560	0:50,980	0:21,080	0:15,394	0:50,609	0:20,565	0:15,555	0:51,139	0:21,210	0:15,777	0:51,121	0:20,994	0:15,618
Runde 2	0:47,663	0:19,516	0:14,977	0:47,606	0:18,361	0:14,935	0:47,451	0:18,418	0:15,147	0:47,594	0:18,477	0:15,240	0:47,894	0:18,474	0:14,841
Runde 3	0:46,864	0:19,330	0:14,837	0:47,027	0:18,453	0:14,753	0:47,227	0:19,581	0:14,858	0:47,178	0:18,488	0:14,901	0:46,884	0:18,361	0:14,667
Runde 4	0:46,749	0:19,376	0:14,653	0:46,775	0:18,176	0:14,834	0:46,843	0:18,212	0:14,832	0:46,816	0:18,252	0:14,830	0:46,792	0:18,308	0:14,676
Runde 5	0:46,701	0:18,176	0:14,658	0:46,654	0:18,230	0:14,678	0:46,727	0:18,174	0:14,834	0:46,909	0:18,267	0:14,822	0:46,493	0:18,170	0:14,580
Runde 6	0:46,484	0:18,175	0:14,608	0:46,519	0:18,172	0:14,648	0:46,891	0:18,183	0:14,809	0:46,908	0:18,501	0:14,721	0:46,656	0:18,243	0:14,658
Runde 7	0:47,057	0:18,608	0:14,689	0:46,603	0:18,226	0:14,652	0:46,750	0:18,174	0:14,787	0:46,725	0:18,189	0:14,693	0:46,726	0:18,276	0:14,587
Runde 8	0:47,044	0:18,549	0:14,656	0:46,973	0:18,188	0:14,683	0:46,656	0:18,243	0:14,748	0:46,721	0:18,244	0:14,775	0:46,826	0:18,312	0:14,644
Runde 9	0:46,586	0:18,162	0:14,708	0:46,913	0:18,272	0:14,896	0:46,542	0:18,147	0:14,704	0:46,580	0:18,269	0:14,609	0:47,174	0:18,663	0:14,721
Runde 10	0:46,909	0:18,216	0:14,664	0:46,851	0:18,399	0:14,757	0:47,082	0:18,220	0:15,078	0:47,045	0:18,199	0:14,883	0:47,331	0:18,762	0:14,741
Runde 11	0:46,480	0:18,233	0:14,592	0:46,531	0:18,159	0:14,668	0:46,891	0:18,193	0:14,745	0:46,766	0:18,269	0:14,655	0:46,960	0:18,307	0:14,684
Runde 12	0:46,521	0:18,202	0:14,660	0:46,668	0:18,247	0:14,646	0:47,357	0:18,443	0:14,973	0:47,314	0:18,371	0:15,003	0:48,188	0:19,074	0:15,222
Runde 13															

R 2 DSKM (K22) Heat 1 B < > C

Die schnellsten Zeiten

Ort	Nr. Fahrername	Zeit	Streckenl.	Ø Speed
Ziel	201 Pex,Jorrit	0:45,871	1200 m	94,2 km/h
Sektion 1	201 Pex,Jorrit	0:17,941	531 m	106,5 km/h
Sektion 2	260 Hilbrand,Pedro	0:14,374	390 m	97,7 km/h
Sektion 3	260 Hilbrand,Pedro	0:13,467	279 m	74,6 km/h

Runde	Snr.258 Cebrian,Gerard ESP CRG Holland			Snr.254 Kallasmaa,Kaspar EST Kaspar Kallasmaa			Snr.252 Benni,Tommaso ITA Tommaso Benni			Snr.212 Specken,Guust NLD Guust Specken			Snr.263 Dzitiev,Yuri RUS Ward Racing		
	theoretisch mögliche Bestzeit	Ziel	Bestzeit	theoretisch mögliche Bestzeit	Ziel	Bestzeit	theoretisch mögliche Bestzeit	Ziel	Bestzeit	theoretisch mögliche Bestzeit	Ziel	Bestzeit	theoretisch mögliche Bestzeit	Ziel	Bestzeit
best	0:46,475	0:18,168	0:14,624	0:46,639	0:18,178	0:14,592	0:46,344	0:18,138	0:14,652	0:46,554	0:18,153	0:14,598	0:46,599	0:18,211	0:14,588
Runde 1	0:52,195	0:21,469	0:15,017	0:53,081	0:21,525	0:16,608	0:52,509	0:21,546	0:16,003	0:51,921	0:20,898	0:16,035	0:53,577	0:21,729	0:16,568
Runde 2	0:47,314	0:18,411	0:14,833	0:47,532	0:18,424	0:14,976	0:47,258	0:18,638	0:14,855	0:47,215	0:18,448	0:14,868	0:47,519	0:18,825	0:14,841
Runde 3	0:49,169	0:18,612	0:14,555	0:48,230	0:18,523	0:14,881	0:49,221	0:18,614	0:15,272	0:52,227	0:18,495	0:15,401	0:48,065	0:18,609	0:15,100
Runde 4	0:47,326	0:18,724	0:14,844	0:47,768	0:18,501	0:15,071	0:47,546	0:18,620	0:15,059	0:46,878	0:18,291	0:14,825	0:47,824	0:18,392	0:15,193
Runde 5	0:46,870	0:18,347	0:14,771	0:47,414	0:18,951	0:14,747	0:46,786	0:18,465	0:14,696	0:47,108	0:18,250	0:14,874	0:47,367	0:18,729	0:14,781
Runde 6	0:46,569	0:18,287	0:14,624	0:46,657	0:18,187	0:14,703	0:46,344	0:18,138	0:14,652	0:46,554	0:18,159	0:14,656	0:46,599	0:18,220	0:14,675
Runde 7	0:46,571	0:18,223	0:14,676	0:46,668	0:18,239	0:14,595	0:46,626	0:18,291	0:14,663	0:46,612	0:18,242	0:14,687	0:46,674	0:18,340	0:14,601
Runde 8	0:46,606	0:18,227	0:14,646	0:46,639	0:18,243	0:14,715	0:46,700	0:18,190	0:14,756	0:46,589	0:18,219	0:14,598	0:46,653	0:18,320	0:14,588
Runde 9	0:46,536	0:18,208	0:14,681	0:47,305	0:18,178	0:14,841	0:46,624	0:18,210	0:14,744	0:46,971	0:18,198	0:14,681	0:47,326	0:18,266	0:14,630
Runde 10	0:46,594	0:18,286	0:14,686	0:47,448	0:18,417	0:14,743	0:46,607	0:18,241	0:14,732	0:47,148	0:18,499	0:14,724	0:47,092	0:18,411	0:14,623
Runde 11	0:46,517	0:18,185	0:14,648	0:46,865	0:18,434	0:14,592	0:46,798	0:18,267	0:14,741	0:47,507	0:18,598	0:15,142	0:47,760	0:18,958	0:14,968
Runde 12	0:46,487	0:18,168	0:14,700	0:46,802	0:18,181	0:14,654	0:46,738	0:18,362	0:14,716	0:46,767	0:18,269	0:14,726	0:47,801	0:19,192	0:14,877
Runde 13	0:46,475	0:18,176	0:14,632	0:47,544	0:18,349	0:15,286	0:46,587	0:18,184	0:14,705	0:47,780	0:18,153	0:15,457	0:47,185	0:18,211	0:14,709

R 2 DSKM (KZ2) Heat 1 B < > C

Die schnellsten Zeiten

Ort	Nr. Fahrername	Zeit	Streckent.	Ø Speed
Ziel	201 Pex,Jorrit	0:45,871	1200 m	94,2 km/h
Sektion 1	201 Pex,Jorrit	0:17,941	531 m	106,5 km/h
Sektion 2	260 Hilbrand,Pedro	0:14,374	390 m	97,7 km/h
Sektion 3	260 Hilbrand,Pedro	0:13,467	279 m	74,6 km/h

	Smr.237 Lang,Hannah GBR MK Racing			Smr.266 Forne,Antonio ESP CRG Holland			Smr.213 Nettiagowski,Daniel CZE Gregor Kart s.r.o.			Smr.208 Ratl,Cyrl CHE Kart-Club Oerlikon			Smr.220 Lagerström,Linus SWE JP Racing		
	theoretisch mögliche Bestzeit	Ziel	Sektion 3	theoretisch mögliche Bestzeit	Ziel	Sektion 3	theoretisch mögliche Bestzeit	Ziel	Sektion 3	theoretisch mögliche Bestzeit	Ziel	Sektion 3	theoretisch mögliche Bestzeit	Ziel	Sektion 3
best	0:46,685	0:18,138	0:14,664	0:47,083	0:18,317	0:14,784	0:46,615	0:18,209	0:14,679	0:46,945	0:18,343	0:14,771	0:46,669	0:18,267	0:14,628
Runde 1	0:52,555	0:21,404	0:15,990	0:52,677	0:21,507	0:16,165	0:51,207	0:20,721	0:15,760	0:53,715	0:21,695	0:16,628	1:12,927	0:20,938	0:15,980
Runde 2	0:47,115	0:19,514	0:14,844	0:47,720	0:18,609	0:15,051	0:47,569	0:18,493	0:14,891	0:48,421	0:19,309	0:15,107	0:47,649	0:18,942	0:14,951
Runde 3	0:48,941	0:18,435	0:15,560	0:49,080	0:19,110	0:15,460	0:49,163	0:18,672	0:15,532	0:47,668	0:18,558	0:15,030	0:46,964	0:18,450	0:14,750
Runde 4	0:48,340	0:18,735	0:15,089	0:47,576	0:18,408	0:15,108	0:47,988	0:19,198	0:14,766	0:47,681	0:18,447	0:15,181	0:46,850	0:18,343	0:14,741
Runde 5	0:46,723	0:18,396	0:14,761	0:48,423	0:18,800	0:15,280	0:47,544	0:18,943	0:14,811	0:48,206	0:18,668	0:15,476	0:46,723	0:18,351	0:14,720
Runde 6	0:46,732	0:18,138	0:14,827	0:47,083	0:18,397	0:14,856	0:46,777	0:18,257	0:14,679	0:47,366	0:18,623	0:14,783	0:46,669	0:18,267	0:14,700
Runde 7	0:46,685	0:18,317	0:14,664	0:47,170	0:18,489	0:14,784	0:46,615	0:18,209	0:14,693	0:47,173	0:18,461	0:14,771	0:46,755	0:18,273	0:14,759
Runde 8	0:46,696	0:18,263	0:14,731	0:47,196	0:18,317	0:14,949	0:46,815	0:18,245	0:14,762	0:47,119	0:18,376	0:14,828	0:46,780	0:18,433	0:14,628
Runde 9	0:48,195	0:18,260	0:14,856	0:47,229	0:18,464	0:14,919	0:47,590	0:18,535	0:14,844	0:47,342	0:18,735	0:14,775	0:47,222	0:18,448	0:14,832
Runde 10	0:47,413	0:18,449	0:14,739	0:47,202	0:18,397	0:14,989	0:47,102	0:18,504	0:14,726	0:47,343	0:18,734	0:14,785	0:46,873	0:18,306	0:14,793
Runde 11	0:47,609	0:18,509	0:15,362	0:48,988	0:18,346	0:16,434	0:47,028	0:18,414	0:14,780	0:47,225	0:18,430	0:14,921	0:47,083	0:18,449	0:14,806
Runde 12	0:47,722	0:18,921	0:15,009	0:47,542	0:18,775	0:14,888	0:47,011	0:18,339	0:14,727	0:46,945	0:18,343	0:14,803	0:47,438	0:18,537	0:15,128
Runde 13	0:47,066	0:18,433	0:14,859	0:47,928	0:18,605	0:15,455	0:48,769	0:18,555	0:16,088	0:47,647	0:18,498	0:14,961	0:47,533	0:18,422	0:14,872



Groups DSKM (K22)

Group A

Pos.	Stnr No.	Fahrer Driver	Nation	Bewerber Sponsor	Nation
1	204	Federer, Fabian	ITA	SRP Racing Team	GER
4	214	Giardelli, Alessandro	ITA	CRG Holland	NLD
7	236	Hold, Christoph	AUT	Maramellokart SRL	AUT
10	234	Vasile, Daniel	ROU	DR S.R.L.	ITA
13	251	Habulin, Kristijan	HRV	KK1	HRV
16	224	Lanzani, William	ITA	BIREL ART RACING KSW	AUT
19	264	Baldi, Alessio	ITA	INTREPID DRIVER PROGRAM SRL	ITA
22	217	Tornqvist-Persson, Benjamin	SWE	CRG Holland	NLD
25	228	Pieruszek, Kevin	DEU	BIREL ART RACING KSW	AUT
28	239	La Martina, Alessio	ITA	SRP Racing Team	DEU
31	241	Peklin, Ivan	UKR	Victory Racing Team	UKR
34	238	Jilek, Michal	CZE	Solgat Motorsport	DEU
37	265	Munaretto, Luca	ITA	Anna-Maria Kokosioulis	ITA
40	211	Mrosek, Michael	DEU	Team AK RACING	AUT
43	207	Nilsson, Brandon	SWE	Innrepid Driver Program Srl	ITA
46	256	Costa, Francesco	ITA	Francesco Costa	ITA

Group B

Pos.	Stnr No.	Fahrer Driver	Nation	Bewerber Sponsor	Nation
2	260	Hilbrand, Pedro	ESP	CRG Holland	NLD
5	223	Schnitz, Alexander	DEU	Alexander Schnitz	DEU
8	203	Pex, Stan	NLD	CRG Holland	NLD
11	201	Pex, Jorrit	NLD	CRG Holland	NLD
14	231	Paul, Maximilian	DEU	DK S.R.L.	ITA
17	215	Rosari, Fabrizio	ITA	SRP Racing Team	DEU
20	227	Tschentscher, Toni	DEU	SRP Racing Team	DEU
23	255	Podobsky, Lukas	CZE	Lukas Podobsky	CZE
26	252	Benni, Tommaso	ITA	Tommaso Benni	ITA
29	218	Tubben, Max	NLD	CRG Holland	NLD
32	258	Cebrian, Gerard	ESP	CRG Holland	NLD
35	219	Johansson, Andreas	SWE	CRG Holland	NLD
38	212	Specken, Guust	NLD	Goust Specken	NLD
41	237	Lang, Hannah	GBR	MK Racing	GBR
44	266	Forne, Antonio	ESP	CRG Holland	NLD

Group C

Pos.	Stnr No.	Fahrer Driver	Nation	Bewerber Sponsor	Nation
3	221	Stell, Daniel	DEU	Mach1 Motorsport	GER
6	240	Skárás, Emil	SWE	ENERGY CORSE SRL	VEN
9	259	Luyet, Jean	CHE	CRG Holland	DNK
12	242	Kreiners, Marijin	ITA	BIREL ART RACING S.R.L.	VEN
15	210	Horn, Moritz	DEU	TB Racing Team	DEU
18	230	Varhaug, Pål	NOR	CRG Holland	DNK
21	232	Matšić, André	DEU	Solgat Motorsport	DEU
24	263	Dritnev, Yuri	RUS	Ward Racing	SWE
27	261	Prosperi, Enrico	ESP	CRG Holland	DNK
30	233	Davies, Dylan	NLD	Zanardi racing team	NLD
33	253	Bonsaudo, Louis	FRA	Louis Bonsaudo	FRA
36	213	Nettagovskii, Daniel	CZE	Gregor Kart s.r.o.	CZE
39	220	Lagerström, Linus	SWE	JP Racing	SWE
42	208	Raf, Cyril	CHE	Kart-Club Oerlikon	CHE
45	254	Kallasmaa, Kaspar	EST	Kaspar Kallasmaa	EST

Rennleitung: Kai Medelfind Racedirektor: Thomas Laine
 Sportkommissare: Th. Ferrero / U. Bell / H. Seidel / P. Acerbi
 Techn. Kommissare: H.-J. / M. Grasshoff / C. Schmidt / D. Pietzko / M. Somera / A. Marzanti
 Zeitnahme: KART-DATA timing service Franz Schliesler / Martin Summere



15	266	CRG Holland Forne Antonio Startposition 30	16	256	Francesco Costa Costa Francesco Startposition 31
14	237	MK Racing Lang Hannah Startposition 28	15	207	Intrepid Driver Program Srl Nilsson Brandon Startposition 29
13	212	Guust Specken Specken Guust Startposition 26	14	211	Team AK RACING Mrosek Michael Startposition 27
12	219	CRG Holland Johansson Andreas Startposition 24	13	265	Anna-Maria Kokosioulis Munaretto Luca Startposition 25
11	258	CRG Holland Cebrian Gerard Startposition 22	12	238	Solgat Motorsport Jilek Michal Startposition 23
10	218	CRG Holland Tubben Max Startposition 20	11	241	Victory Racing Team Peklin Ivan Startposition 21
9	252	Tommaso Benni Benni Tommaso Startposition 18	10	239	SRP Racing Team La Martina Alessio Startposition 19
8	255	Lukas Podobsky Podobsky Lukas Startposition 16	9	228	BIREL ART RACING KSW Pieruszek Kevin Startposition 17
7	227	SRP Racing Team Tschentscher Toni Startposition 14	8	217	CRG Holland Tornqvist-Persson Benjamin Startposition 15
6	215	SRP Racing Team Rosati Fabrizio Startposition 12	7	264	INTREPID DRIVER PROGRAM SRL Baldi Alessio Startposition 13
5	231	DR S.R.L. Paul Maximilian Startposition 10	6	224	BIREL ART RACING KSW Lanzeni William Startposition 11
4	201	CRG Holland Pex Jorrit Startposition 8	5	251	KK1 Habulin Kristijan Startposition 9
3	203	CRG Holland Pex Stan Startposition 6	4	234	DR S.R.L. Vasile Daniel Startposition 7
2	223	Alexander Schmitz Schmitz Alexander Startposition 4	3	236	Maranellokart SRL Hold Christoph Startposition 5
1	260	CRG Holland Hiltbrand Pedro Startposition 2	2	214	CRG Holland Giardelli Allesandro Startposition 3
			1	204	SRP Racing Team Federer Fabian Startposition 1



Starting Grid Group A - B DSKM (KZ2)

Rennen 10



15	254	Kaspar Kallasmaa Kallasmaa Kaspar Startposition 30	16	256	Francesco Costa Costa Francesco Startposition 31
14	208	Kart-Club Oerlikon Ratl Cyril Startposition 28	15	207	Intrepid Driver Program Srl Nilsson Brandon Startposition 29
13	220	JP Racing Lagerström Linus Startposition 26	14	211	Team AK RACING Mrosek Michael Startposition 27
12	213	Gregor Kart s.r.o. Netiagovskii Daniel Startposition 24	13	265	Anna-Maria Kokosioulis Munaretto Luca Startposition 25
11	253	Louis Bonsaudo Bonsaudo Louis Startposition 22	12	238	Solgat Motorsport Jilek Michal Startposition 23
10	233	Zanardi racing team Davies Dylan Startposition 20	11	241	Victory Racing Team Peklin Ivan Startposition 21
9	261	CRG Holland Prosperi Enrico Startposition 18	10	239	SRP Racing Team La Martina Alessio Startposition 19
8	263	Ward Racing Dzitiev Yuri Startposition 16	9	228	BIREL ART RACING KSW Pieruszek Kevin Startposition 17
7	232	Solgat Motorsport Maticic André Startposition 14	8	217	CRG Holland Tornqvist-Persson Benjamin Startposition 15
6	230	CRG Holland Varhaug Pål Startposition 12	7	264	INTREPID DRIVER PROGRAM SRL Baldi Alessio Startposition 13
5	210	TB Racing Team Horn Moritz Startposition 10	6	224	BIREL ART RACING KSW Lanzeni William Startposition 11
4	242	BIREL ART RACING S.R.L. Kremers Marijn Startposition 8	5	251	KK1 Habulin Kristijan Startposition 9
3	259	CRG Holland Luyet Jean Startposition 6	4	234	DR S.R.L. Vasile Daniel Startposition 7
2	240	ENERGY CORSE SRL Skåras Emil Startposition 4	3	236	Maranellokart SRL Hold Christoph Startposition 5
1	221	Mach1 Motorsport Stell Daniel Startposition 2	2	214	CRG Holland Giardelli Alessandro Startposition 3
			1	204	SRP Racing Team Federer Fabian Startposition 1



Starting Grid Group A - C DSKM (KZ2)

Rennen 6



15	254	Kaspar Kallasmaa Kallasmaa Kaspar Startposition 30	15	266	CRG Holland Forne Antonio Startposition 29
14	208	Kart-Club Oerlikon Ratl Cyril Startposition 28	14	237	MK Racing Lang Hannah Startposition 27
13	220	JP Racing Lagerström Linus Startposition 26	13	212	Guust Specken Specken Guust Startposition 25
12	213	Gregor Kart s.r.o. Netiagovskii Daniel Startposition 24	12	219	CRG Holland Johansson Andreas Startposition 23
11	253	Louis Bonsaudo Bonsaudo Louis Startposition 22	11	258	CRG Holland Cebrian Gerard Startposition 21
10	233	Zanardi racing team Davies Dylan Startposition 20	10	218	CRG Holland Tubben Max Startposition 19
9	261	CRG Holland Prosperi Enrico Startposition 18	9	252	Tommaso Benni Benni Tommaso Startposition 17
8	263	Ward Racing Dzitiev Yuri Startposition 16	8	255	Lukas Podobsky Podobsky Lukas Startposition 15
7	232	Solgat Motorsport Matic Andre Startposition 14	7	227	SRP Racing Team Tschentscher Toni Startposition 13
6	230	CRG Holland Varhaug Pål Startposition 12	6	215	SRP Racing Team Rosati Fabrizio Startposition 11
5	210	TB Racing Team Horn Moritz Startposition 10	5	231	DR S.R.L. Paul Maximilian Startposition 9
4	242	BIREL ART RACING S.R.L. Kremers Marijn Startposition 8	4	201	CRG Holland Pex Jorrit Startposition 7
3	259	CRG Holland Luyet Jean Startposition 6	3	203	CRG Holland Pex Stan Startposition 5
2	240	ENERGY CORSE SRL Skåras Emil Startposition 4	2	223	Alexander Schmitz Schmitz Alexander Startposition 3
1	221	Mach1 Motorsport Stell Daniel Startposition 2	1	260	CRG Holland Hiltbrand Pedro Startposition 1



Starting Grid Group B - C DSKM (KZ2)

Rennen 2

DMSB RegNr 08-2018

Ranking Qualifying Practice DSKM (K22)

Strecke / track: 1200m
 started: 46 classified: 46 not classified: 0

Doc. 14





Pos	Str. Nr.	Fahrer / Driver	Nation	Bewerber/Sponsor	Nation	Lizenz / B-Lizenz	Chassis/Motor/Reifen	Nr. Laps	schnellste Zeit fastest Lap	Abstand Gap	Laut Heat	Nr. Lp	Zeit Time
1	204	Federer, Fabian	ITA	SRP Racing Team	DEU	353643 KBF1156791	CRG / TM / Vega	6	0:45,500		1	6	0:45,500
2	260	Hiltbrand, Pedro	ESP	CRG Holland	NLD	301202 15521	CRG / TM / Vega	5	0:45,607	0:00,107	1	5	0:45,607
3	221	Stell, Daniel	DEU	Mach1 Motorsport	DEU	IKB 1138227 KBF 100514	MACH1 / TM / Vega	6	0:45,639	0:00,032	2	6	0:45,639
4	214	Giardelli, Alessandro	ITA	CRG Holland	NLD	346470 15521	CRG / TM / Vega	6	0:45,645	0:00,006	2	6	0:45,645
5	223	Schmitz, Alexander	DEU	Alexander Schmitz	DEU	IKA 1120614 IKA 1120614	Tony Kart / Vortex / Vega	6	0:45,694	0:00,049	1	6	0:45,694
6	240	Skåras, Emil	SWE	ENERGY CORSE SRL	ITA	199805302198 295423	ENERGY / TM / Vega	5	0:45,702	0:00,008	2	5	0:45,702
7	236	Hold, Christoph	AUT	Maranellokart SRL	AUT	JK 2017 298671	Maranello / TM / Vega	8	0:45,727	0:00,025	1	8	0:45,727
8	203	Pex, Stan	NLD	CRG Holland	NLD	31772 15521	CRG / TM / Vega	6	0:45,774	0:00,047	2	6	0:45,774
9	259	Luyet, Jean	CHE	CRG Holland	NLD	505028 15521	CRG / TM / Vega	6	0:45,779	0:00,005	1	6	0:45,779
10	234	Vasile, Daniel	ROU	DR S.R.L.	ITA	11 296449	DR / Modena / Vega	6	0:45,784	0:00,005	1	6	0:45,784
11	201	Pex, Jorrit	NLD	CRG Holland	NLD	27382 15521	CRG / TM / Vega	5	0:45,799	0:00,015	2	5	0:45,799
12	242	Kremers, Marijn	ITA	BIREL ART RACING S.R.L.	ITA	28576 370004	BIREL ART / TM / Vega	6	0:45,819	0:00,020	1	6	0:45,819
13	251	Habulin, Kristijan	HRV	KK1	HRV	0646 1	TB kart / TM / Vega	5	0:45,893	0:00,074	2	5	0:45,893
14	231	Paul, Maximilian	DEU	DR S.R.L.	ITA	IKC 1140086 296449	DR / Modena / Vega	5	0:45,906	0:00,013	2	5	0:45,906
15	210	Horn, Moritz	DEU	TB Racing Team	DEU	IKB 1132818 KBF 1116906	Kart Republic / TM / Vega	7	0:45,930	0:00,024	1	7	0:45,930
16	224	Lanzeni, William	ITA	BIREL ART RACING KSW	AUT	355886 BK 102	BirelART / TM / Vega	6	0:45,981	0:00,051	1	6	0:45,981
17	215	Rosati, Fabrizio	ITA	SRP Racing Team	DEU	366709 KBF1156791	CRG / TM / Vega	6	0:46,023	0:00,042	2	6	0:46,023
18	230	Varhaug, Pål	NOR	CRG Holland	NLD	28345 15521	CRG / TM / Vega	6	0:46,068	0:00,045	2	6	0:46,068
19	264	Baldi, Alessio	ITA	INTREPID DRIVER PROGRAM SRL	ITA	303173 295717	INTREPID / TM / Vega	6	0:46,077	0:00,009	2	6	0:46,077
20	227	Tschentscher, Toni	DEU	SRP Racing Team	DEU	IKC 1133992 KBF 1156791	CRG / TM / Vega	5	0:46,080	0:00,003	2	5	0:46,080
21	232	Maticic, André	DEU	Solgat Motorsport	DEU	IKB 1083048 KBF 1079882	BirelART / TM / Vega	6	0:46,085	0:00,005	2	6	0:46,085
22	217	Tornqvist-Persson, Benjamin	SWE	CRG Holland	NLD	199810314592 15521	CRG / TM / Vega	6	0:46,132	0:00,047	1	6	0:46,132
23	255	Podobsky, Lukas	CZE	Lukas Podobsky	CZE	18AS0458 18A10101	BirelArt / TM / Vega	7	0:46,135	0:00,003	1	7	0:46,135
24	263	Dzitiev, Yuri	RUS	Ward Racing	SWE	18535 102	Tonykart / TM / Vega	6	0:46,145	0:00,010	2	6	0:46,145
25	228	Pieruszek, Kevin	DEU	BIREL ART RACING KSW	AUT	IKB 1124247 BK 102	BirelART / TM / Vega	6	0:46,169	0:00,024	1	6	0:46,169
26	252	Benni, Tommaso	ITA	Tommaso Benni	ITA	303851 303851	BIREL / TM RACING / Vega	6	0:46,188	0:00,019	1	6	0:46,188
27	261	Prosperi, Enrico	ESP	CRG Holland	NLD	11B0009 15521	CRG / TM / Vega	6	0:46,231	0:00,043	1	6	0:46,231
28	239	La Martina, Alessio	ITA	SRP Racing Team	DEU	406383 KBF 1156791	CRG / TM / Vega	6	0:46,232	0:00,001	1	6	0:46,232
29	218	Tubben, Max	NLD	CRG Holland	NLD	33495 15521	CRG / TM / Vega	6	0:46,241	0:00,009	2	6	0:46,241
30	233	Davies, Dylan	NLD	Zanardi racing team	NLD	18909 28613	Zanardi / TM / Vega	6	0:46,248	0:00,007	2	6	0:46,248
31	241	Peklin, Ivan	UKR	Victory Racing Team	UKR	CS 28.0009.18 CT 28.0005.18	Maranello / TM / Vega	5	0:46,261	0:00,013	2	5	0:46,261
32	258	Cebrian, Gerard	ESP	CRG Holland	NLD	46151222C 15521	CRG / TM / Vega	4	0:46,311	0:00,050	2	4	0:46,311
33	253	Bonsaudo, Louis	FRA	Louis Bonsaudo	FRA	219713 219713	jb17 / TM / Vega	6	0:46,393	0:00,082	2	6	0:46,393
34	238	Jilek, Michal	CZE	Solgat Motorsport	DEU	18AS0808 KBF 1079882	BirelART / TM / Vega	6	0:46,428	0:00,035	1	6	0:46,428
35	219	Johansson, Andreas	SWE	CRG Holland	NLD	19990725875 15521	CRG / TM / Vega	6	0:46,429	0:00,001	1	6	0:46,429
36	213	Netiagovskii, Daniel	CZE	Gregor Kart s.r.o.	CZE	925 338	Tony Kart / TM / Vega	6	0:46,437	0:00,008	2	6	0:46,437
37	265	Munaretto, Luca	ITA	Anna-Maria Kokosioulis	ITA	398070 398068	CRG / TM / Vega	8	0:46,474	0:00,037	1	8	0:46,474
38	212	Specken, Guust	NLD	Guust Specken	NLD	33443 33443	Gillard / Vortex / Vega	6	0:46,494	0:00,020	2	6	0:46,494
39	220	Lagerström, Linus	SWE	JP Racing	SWE	199409301216 105	Expirt / TM / Vega	4	0:46,501	0:00,007	1	4	0:46,501
40	211	Mrosek, Michael	DEU	Team AK RACING	AUT	IKC 1131164 BK 005	Formula K / TM / Vega	6	0:46,511	0:00,010	2	6	0:46,511
41	237	Lang, Hannah	GBR	MK Racing	GBR	212874 273486	Tony Kart / Vortex / Vega	7	0:46,549	0:00,038	1	7	0:46,549
42	208	Ratl, Cyril	CHE	Kart-Club Oerlikon	CHE	505053 500006	CRG / TM / Vega	9	0:46,562	0:00,013	1	9	0:46,562
43	207	Nilsson, Brandon	SWE	Intrepid Driver Program Srl	ITA	199502194179 295717	Intrepid / TM / Vega	6	0:46,604	0:00,042	2	6	0:46,604
44	266	Forne, Antonio	ESP	CRG Holland	NLD	ITCSR-0013-ESP 15521	CRG / TM / Vega	7	0:46,828	0:00,224	1	7	0:46,828

Ranking Qualifying Practice DSKM (KZ2)

Strecke / track: 1200m

started: 46 classified: 46 not classified: 0

Doc. 14

Pos	Str. Nr.	Fahrer Driver	Nation	Bewerber/Sponsor	Nation	Lizenz / B-Lizenz	Chassis/Motor/Reifen	Rn. Laps	schnellste Zeit fastest Lap	Abstand Gap	Lauf Heat	Rn. Lp	Zeit Time
45	254	Kallasmaa, Kaspar		Kaspar Kallasmaa		K 912 115 E	Energy / TM / Vega	2	0:47,551	0:00,723	2	2	0:47,551
46	256	Costa, Francesco		Francesco Costa		370356 370356	Sodikart / Tm Racing / Vega	8	0:47,773	0:00,222	1	8	0:47,773

Rennleitung: Kai Medefind Racedirektor: Thomas Lainer

Sportkommissare: Th. Ferrero / U. Bell / H. Seidel / P. Acerbi

Techn. Kommissare: H.-J. / M. Grasshoff / C. Schmidt / D. Pietzko / M. Somera / A. Mazzanti

Zeitnahme: KART-DATA timing service Franz Schieszler / Martin Summerer

NEU - 2 - NEW

DMSB RegNr 88-2018
Qualifying practice DSKM (KZ2) Group 2

Strecke / track: 1200m

started: 23 classified: 23 not classified: 0

Doc. 2.2

Pos	Str. Nr.	Fahrer Driver	Nation	Bewerber/Sponsor	Nation	Lizenz / B-Lizenz	Chassis/Motor/Reifen	Runden Laps	Gesamtzeit Differenz	Abstand Gap	beste Runde best Lap	in R. in L.	Geschw. o Speed
1	221	Stell, Daniel	DEU	Mach1 Motorsport	DEU	IKB 1138227 KBF 1005514	MACH1 / TM / Vega	6			0:45,639	6	94,7 km/h
2	214	Giardelli, Alessandro	ITA	CRG Holland	NLD	346470 15521	CRG / TM / Vega	6	0:00,006	0:00,006	0:45,645	6	94,6 km/h
3	240	Skäräs, Emil	SWE	ENERGY CORSE SRL	ITA	199805302198 295423	ENERGY / TM / Vega	5	0:00,063	0:00,057	0:45,702	5	94,5 km/h
4	203	Pex, Stan	NLD	CRG Holland	NLD	31772 27382	CRG / TM / Vega	6	0:00,135	0:00,072	0:45,774	6	94,4 km/h
5	201	Pex, Jorrit	NLD	CRG Holland	NLD	15521	CRG / TM / Vega	5	0:00,160	0:00,025	0:45,799	5	94,3 km/h
6	251	Habulin, Kristijan	HRV	KK1	HRV	0646 1	TB kJart / TM / Vega	5	0:00,254	0:00,094	0:45,893	5	94,1 km/h
7	231	Paul, Maximilian	DEU	DR S.R.L.	ITA	IKC 1140086 296449	DR / Modena / Vega	5	0:00,267	0:00,013	0:45,906	5	94,1 km/h
8	215	Rosati, Fabrizio	ITA	SRP Racing Team	DEU	366709 KBF1156791	CRG / TM / Vega	6	0:00,384	0:00,117	0:46,023	4	93,9 km/h
9	230	Varhaug, Pål	NOR	CRG Holland	NLD	28345 15521	CRG / TM / Vega	6	0:00,429	0:00,045	0:46,068	6	93,8 km/h
10	264	Baldi, Alessio	ITA	INTREPID DRIVER PROGRAM SRL	ITA	303173 295717	INTREPID / TM / Vega	6	0:00,438	0:00,009	0:46,077	6	93,8 km/h
11	227	Tschentscher, Toni	DEU	SRP Racing Team	DEU	IKC 1133992 KBF 1156791	CRG / TM / Vega	5	0:00,441	0:00,003	0:46,080	5	93,8 km/h
12	232	Maticic, André	DEU	Solgat Motorsport	DEU	IKB 1083048 KBF 1079882	BirelART / TM / Vega	6	0:00,446	0:00,005	0:46,085	5	93,7 km/h
13	263	Dzitiey, Yuri	RUS	Ward Racing	SWE	18535 102	Tonykart / TM / Vega	6	0:00,506	0:00,060	0:46,145	6	93,6 km/h
14	218	Tubben, Max	NLD	CRG Holland	NLD	33495 15521	CRG / TM / Vega	6	0:00,602	0:00,096	0:46,241	4	93,4 km/h
15	233	Davies, Dylan	NLD	Zanardi racing team	NLD	18909 28613	Zanardi / TM / Vega	6	0:00,609	0:00,007	0:46,248	6	93,4 km/h
16	241	Peklin, Ivan	UKR	Victory Racing Team	UKR	CS.28.0009.18 CT.28.0005.18	Maranello / TM / Vega	5	0:00,622	0:00,013	0:46,261	5	93,4 km/h
17	258	Cebrian, Gerard	ESP	CRG Holland	NLD	46151222C 15521	CRG / TM / Vega	4	0:00,672	0:00,050	0:46,311	3	93,3 km/h
18	253	Bonsaudo, Louis	FRA	Louis Bonsaudo	FRA	219713 219713	jb17 / TM / Vega	6	0:00,754	0:00,082	0:46,393	4	93,1 km/h
19	213	Netiagovskii, Daniel	CZE	Gregor Kart s.r.o.	CZE	925 338	Tony Kart / TM / Vega	6	0:00,798	0:00,044	0:46,437	4	93,0 km/h
20	212	Specken, Guust	NLD	Guust Specken	NLD	33443 33443	Gillard / Vortex / Vega	6	0:00,855	0:00,057	0:46,494	5	92,9 km/h
21	211	Mrosek, Michael	DEU	Team AK RACING	AUT	IKC 1131164 BK 005	Formula K / TM / Vega	6	0:00,872	0:00,017	0:46,511	5	92,9 km/h
22	207	Nilsson, Brandon	SWE	Intrepid Driver Program Srl	ITA	199502194179 295717	Intrepid / TM / Vega	6	0:00,965	0:00,093	0:46,604	5	92,7 km/h
23	254	Kallasmaa, Kaspar	EST	Kaspar Kallasmaa	EST	K 912 115 E	Energy / TM / Vega	2	0:01,912	0:00,947	0:47,551	2	90,8 km/h

Rennleitung: Kai Medefind Racedirektor: Thomas Lainer

Sportkommissare: Th. Ferrero / U. Bell / H. Seidel / P. Acerbi

Techn. Kommissare: H.-J. / M. Grasshoff / C. Schmidt / D. Pietzko / M. Somera / A. Mazzanti

Zeitnahme: KART-DATA timing service Franz Schieszler / Martin Summerer

Zeitnahme / timekeeping

control *Schieszler*
Franz Schieszler

Aushangzeit : 11:57:39



Qualifying practice DSKM (KZ2) Group 2

Strecke / track: 1200 started: 23 classified: 23 not classified: 0

Fahrername Driver	Stell Daniel	Giardelli Allesandro	Skärås Emil	Pex Stan	Pex Jorrit	Habulin Kristijan	Paul Maximilian	Rosati Fabrizio	Varhaug Pål	Baldi Alessio	Tschentscher Toni	Matisic André
schnellste Runde in Runde	0:45,639 Rn. 6	0:45,645 Rn. 6	0:45,702 Rn. 5	0:45,774 Rn. 6	0:45,799 Rn. 5	0:45,893 Rn. 5	0:45,906 Rn. 5	0:46,023 Rn. 4	0:46,068 Rn. 6	0:46,077 Rn. 6	0:46,080 Rn. 5	0:46,085 Rn. 5
Speed	94,7 km/h	94,6 km/h	94,5 km/h	94,4 km/h	94,3 km/h	94,1 km/h	94,1 km/h	93,9 km/h	93,8 km/h	93,8 km/h	93,8 km/h	93,7 km/h
Lap 1	0:52,028	0:51,391	0:52,490	0:52,321	0:51,337	0:50,722	0:50,743	0:52,192	0:51,148	0:52,494	0:55,980	0:52,035
Lap 2	0:46,517	0:51,841	0:46,381	0:47,131	0:47,719	0:46,737	0:46,646	0:47,384	0:51,862	0:46,798	0:47,033	0:46,758
Lap 3	0:45,988	0:47,728	0:45,848	0:46,247	0:46,085	0:46,160	0:46,062	0:46,063	0:47,665	0:46,263	0:46,246	0:46,300
Lap 4	0:45,905	0:45,808	0:46,113	0:45,966	0:45,861	0:45,966	0:46,100	0:46,023	0:46,297	0:46,107	0:51,115	0:46,137
Lap 5	0:45,835	0:45,732	0:45,702	0:47,506	0:45,799	0:45,893	0:45,906	0:47,594	0:46,204	0:46,180	0:46,080	0:46,085
Lap 6	0:45,639	0:45,645		0:45,774				0:46,164	0:46,068	0:46,077		0:46,208

Qualifying practice DSKM (KZ2) Group 2

Strecke / track: 1200 started: 23 classified: 23 not classified: 0

Fahrername Driver	Dziitiev Yuri	Tubben Max	Davies Dylan	Peklin Ivan	Cebrian Gerard	Bonsaudo Louis	Netiagovskii Daniel	Specken Guust	Mrosek Michael	Nilsson Brandon	Kallasmaa Kaspar
schnellste Runde in Runde	0:46,145 Rn. 6	0:46,241 Rn. 4	0:46,248 Rn. 6	0:46,261 Rn. 5	0:46,311 Rn. 3	0:46,393 Rn. 4	0:46,437 Rn. 4	0:46,494 Rn. 5	0:46,511 Rn. 5	0:46,604 Rn. 5	0:47,551 Rn. 2
Speed	93,6 km/h	93,4 km/h	93,4 km/h	93,4 km/h	93,3 km/h	93,1 km/h	93,0 km/h	92,9 km/h	92,9 km/h	92,7 km/h	90,8 km/h
Lap 1	0:49,539	0:52,490	0:52,154	0:53,429	0:56,485	0:52,310	0:49,320	0:52,005	0:53,110	0:51,365	1:05,427
Lap 2	0:47,160	0:46,758	0:47,230	0:47,433	0:46,746	0:47,141	0:47,198	0:47,151	0:51,497	0:47,222	0:47,551
Lap 3	0:46,677	0:46,769	0:46,534	0:46,461	0:46,311	0:46,441	0:46,686	0:46,673	0:46,847	0:46,975	
Lap 4	0:46,407	0:46,241	0:46,276	0:46,335	0:52,648	0:46,393	0:46,437	0:46,495	0:46,562	0:46,643	
Lap 5	0:46,342	0:46,273	0:46,386	0:46,261		0:46,554	0:46,506	0:46,494	0:46,511	0:46,604	
Lap 6	0:46,145	0:46,400	0:46,248			0:46,687	0:46,584	0:46,598	0:46,533	0:46,623	

Qualifying practice DSKM (K22) Group 2 Group 2

Ziel		Sektion 1		Sektion 2		Sektion 3	
Fahrername	Zeit	Fahrername	Zeit	Fahrername	Zeit	Fahrername	Zeit
1 221 Stell,Daniel	0:45,639	214 Giardelli,Allesandro	0:17,847	214 Giardelli,Allesandro	0:14,238	203 Pex,Stan	0:13,445
2 214 Giardelli,Allesandro	0:45,645	240 Skäras,Emil	0:17,861	221 Stell,Daniel	0:14,250	221 Stell,Daniel	0:13,462
3 240 Skäras,Emil	0:45,702	203 Pex,Stan	0:17,925	240 Skäras,Emil	0:14,299	231 Paul,Maximilian	0:13,478
4 203 Pex,Stan	0:45,774	221 Stell,Daniel	0:17,927	201 Pex,Jorrit	0:14,354	214 Giardelli,Allesandro	0:13,481
5 201 Pex,Jorrit	0:45,799	201 Pex,Jorrit	0:17,941	215 Rosati,Fabrizio	0:14,373	201 Pex,Jorrit	0:13,502
6 251 Habulin,Kristijan	0:45,893	215 Rosati,Fabrizio	0:17,958	231 Paul,Maximilian	0:14,387	251 Habulin,Kristijan	0:13,502
7 231 Paul,Maximilian	0:45,906	251 Habulin,Kristijan	0:17,975	203 Pex,Stan	0:14,403	240 Skäras,Emil	0:13,522
8 215 Rosati,Fabrizio	0:46,023	264 Baldi,Alessio	0:18,022	230 Varhaug,Pål	0:14,412	232 Maticic,André	0:13,529
9 230 Varhaug,Pål	0:46,068	227 Tschemtscher,Toni	0:18,036	251 Habulin,Kristijan	0:14,415	227 Tschemtscher,Toni	0:13,538
10 264 Baldi,Alessio	0:46,077	231 Paul,Maximilian	0:18,041	241 Peklin,Ivan	0:14,423	264 Baldi,Alessio	0:13,554
11 227 Tschemtscher,Toni	0:46,080	232 Maticic,André	0:18,046	263 Dzhitiev,Yuri	0:14,429	253 Bonsaudo,Louis	0:13,556
12 232 Maticic,André	0:46,085	230 Varhaug,Pål	0:18,053	218 Tubben,Max	0:14,442	263 Dzhitiev,Yuri	0:13,590
13 263 Dzhitiev,Yuri	0:46,145	218 Tubben,Max	0:18,071	232 Maticic,André	0:14,459	230 Varhaug,Pål	0:13,603
14 218 Tubben,Max	0:46,241	241 Peklin,Ivan	0:18,096	264 Baldi,Alessio	0:14,460	215 Rosati,Fabrizio	0:13,612
15 233 Davies,Dylan	0:46,248	263 Dzhitiev,Yuri	0:18,126	233 Davies,Dylan	0:14,463	218 Tubben,Max	0:13,613
16 241 Peklin,Ivan	0:46,261	233 Davies,Dylan	0:18,141	253 Bonsaudo,Louis	0:14,472	233 Davies,Dylan	0:13,615
17 258 Cebrian,Gerard	0:46,311	258 Cebrian,Gerard	0:18,146	227 Tschemtscher,Toni	0:14,485	258 Cebrian,Gerard	0:13,619
18 253 Bonsaudo,Louis	0:46,393	212 Specken,Guust	0:18,155	213 Netagovskii,Daniel	0:14,516	211 Mrosek,Michael	0:13,640
19 213 Netagovskii,Daniel	0:46,437	213 Netagovskii,Daniel	0:18,175	258 Cebrian,Gerard	0:14,546	241 Peklin,Ivan	0:13,701
20 212 Specken,Guust	0:46,494	207 Nilsson,Brandon	0:18,197	212 Specken,Guust	0:14,559	213 Netagovskii,Daniel	0:13,706
21 211 Mrosek,Michael	0:46,511	211 Mrosek,Michael	0:18,204	207 Nilsson,Brandon	0:14,611	207 Nilsson,Brandon	0:13,750
22 207 Nilsson,Brandon	0:46,604	253 Bonsaudo,Louis	0:18,250	211 Mrosek,Michael	0:14,641	212 Specken,Guust	0:13,759
23 254 Kallasmaa,Kaspar	0:47,551	254 Kallasmaa,Kaspar	0:18,525	254 Kallasmaa,Kaspar	0:15,047	254 Kallasmaa,Kaspar	0:13,979

Qualifying practice DSKM (KZ2) Group 2 Group 2

Die schnellsten Zeiten			
Ort	Nr. Fahrername	Zeit	σ Speed
Ziel	221 Stiel, Daniel	0:45,639	94,7 km/h
Sektion 1	214 Giardelli, Alessandro	0:17,847	107,1 km/h
Sektion 2	214 Giardelli, Alessandro	0:14,238	98,6 km/h
Sektion 3	203 Pex, Stan	0:13,445	74,7 km/h

	Smr.221 Stiel, Daniel DEU Mach1 Motorsport			Smr.214 Giardelli, Alessandro ITA CRG Holland			Smr.240 Skärås, Emil SWE ENERGY CORSE SRL			Smr.203 Pex, Stan NLD CRG Holland			Smr.201 Pex, Jorrit NLD CRG Holland			
	theoretisch mögliche Bestzeit	Sektion 2	Sektion 3	theoretisch mögliche Bestzeit	Sektion 1	Sektion 2	Sektion 3	theoretisch mögliche Bestzeit	Sektion 1	Sektion 2	Sektion 3	theoretisch mögliche Bestzeit	Sektion 1	Sektion 2	Sektion 3	
best	0:45,639	0:17,927	0:14,250	0:13,462	0:45,645	0:17,847	0:14,238	0:13,481	0:45,702	0:17,861	0:14,299	0:13,522	0:45,774	0:17,925	0:14,403	0:13,445
Runde 1	0:52,028	0:21,764	0:16,179	0:14,085	0:51,391	0:19,981	0:16,051	0:15,359	0:52,490	0:19,248	0:17,626	0:15,616	0:52,321	0:20,606	0:17,298	0:14,417
Runde 2	0:46,517	0:18,274	0:14,537	0:13,706	0:51,841	0:20,559	0:16,510	0:14,772	0:46,381	0:18,154	0:14,510	0:13,717	0:47,131	0:18,565	0:14,906	0:13,660
Runde 3	0:45,988	0:18,027	0:14,349	0:13,612	0:47,728	0:18,894	0:14,966	0:13,868	0:45,848	0:17,919	0:14,343	0:13,586	0:46,247	0:18,075	0:14,590	0:13,582
Runde 4	0:45,905	0:18,073	0:14,279	0:13,553	0:45,808	0:17,941	0:14,318	0:13,549	0:46,113	0:17,861	0:14,360	0:13,892	0:45,966	0:17,974	0:14,512	0:13,480
Runde 5	0:45,835	0:17,979	0:14,318	0:13,538	0:45,732	0:17,847	0:14,382	0:13,503	0:45,702	0:17,881	0:14,299	0:13,522	0:47,506	0:19,161	0:14,900	0:13,445
Runde 6	0:45,639	0:17,927	0:14,250	0:13,462	0:45,645	0:17,926	0:14,238	0:13,481	0:45,774	0:17,925	0:14,403	0:13,445	0:45,799	0:17,943	0:14,354	0:13,502

Qualifying practice DSKM (KZ2) Group 2 Group 2
Die schnellsten Zeiten

Ort	Nr. Fahrername	Zeit	Streckl.	Ø Speed
Ziel	221 Stiel, Daniel	0:45,639	1200 m	94,7 km/h
Sektion 1	214 Giardelli, Alessandro	0:17,847	531 m	107,1 km/h
Sektion 2	214 Giardelli, Alessandro	0:14,238	390 m	98,6 km/h
Sektion 3	203 Pex, Stan	0:13,445	279 m	74,7 km/h

	Strm.251 Habulin, Kristijan HRV KK1	Strm.231 Paul, Maximilian DEU DR S.R.L.	Strm.215 Rosati, Fabrizio ITA SRP Racing Team	Strm.230 Varhaug, Pål NOR CRG Holland	Strm.264 Baldi, Alessio ITA INTREPID DRIVER PROGRAM SRL
	theoretisch mögliche Bestzeit 0:45,892	theoretisch mögliche Bestzeit 0:45,906	theoretisch mögliche Bestzeit 0:45,943	theoretisch mögliche Bestzeit 0:46,068	theoretisch mögliche Bestzeit 0:46,036
best	Ziel Sektion 1 0:17,975 0:14,415 0:13,502	Ziel Sektion 1 0:18,041 0:14,387 0:13,478	Ziel Sektion 1 0:17,958 0:14,373 0:13,612	Ziel Sektion 1 0:18,053 0:14,412 0:13,603	Ziel Sektion 1 0:18,022 0:14,460 0:13,554
Runde 1	0:50,722 0:20,954 0:15,605 0:14,163	0:50,743 0:21,214 0:15,543 0:13,986	0:52,192 0:20,597 0:17,283 0:14,312	0:51,148 0:19,650 0:15,974 0:15,524	0:52,494 0:20,631 0:17,262 0:14,601
Runde 2	0:46,737 0:18,358 0:14,656 0:13,723	0:46,646 0:18,391 0:14,552 0:13,703	0:47,384 0:18,602 0:14,976 0:13,806	0:51,862 0:20,215 0:16,633 0:15,014	0:46,798 0:18,225 0:14,724 0:13,849
Runde 3	0:46,160 0:18,134 0:14,524 0:13,502	0:46,062 0:18,046 0:14,500 0:13,516	0:46,063 0:17,981 0:14,438 0:13,644	0:47,665 0:18,815 0:15,020 0:13,830	0:46,263 0:18,112 0:14,573 0:13,578
Runde 4	0:45,966 0:18,011 0:14,450 0:13,505	0:46,100 0:18,108 0:14,392 0:13,600	0:46,023 0:17,958 0:14,373 0:13,692	0:46,297 0:18,080 0:14,544 0:13,673	0:46,107 0:18,022 0:14,501 0:13,584
Runde 5	0:45,893 0:17,975 0:14,415 0:13,503	0:45,906 0:18,041 0:14,387 0:13,478	0:47,594 0:18,099 0:15,800 0:13,695	0:46,204 0:18,136 0:14,436 0:13,632	0:46,180 0:18,033 0:14,478 0:13,669
Runde 6			0:46,164 0:18,173 0:14,379 0:13,612	0:46,068 0:18,053 0:14,412 0:13,603	0:46,077 0:18,063 0:14,460 0:13,554

Qualifying practice DSKM (KZ2) Group 2 Group 2

Die schnellsten Zeiten

Ort	Nr. Fahrername	Zeit	Streckl.	Ø Speed
Ziel	221 Stiel,Daniel	0:45,639	1200 m	94,7 km/h
Sektion 1	214 Giardelli,Alessandro	0:17,847	531 m	107,1 km/h
Sektion 2	214 Giardelli,Alessandro	0:14,238	390 m	98,6 km/h
Sektion 3	203 Pex,Stan	0:13,445	279 m	74,7 km/h

	Stm.227 Tschentscher,Toni DEU SRP Racing Team	Stm.232 Maticic,André DEU Solgat Motorsport	Stm.263 Dzitiev,Yuri RUS Ward Racing	Stm.218 Tubben,Max NLD CRG Holland	Stm.233 Davies,Dylan NLD Zanardi racing team
	theoretisch mögliche Bestzeit 0:46,059	theoretisch mögliche Bestzeit 0:46,034	theoretisch mögliche Bestzeit 0:46,145	theoretisch mögliche Bestzeit 0:46,126	theoretisch mögliche Bestzeit 0:46,219
best	Ziel Sektion 1 0:18,036 0:14,485 0:13,538	Ziel Sektion 1 0:18,046 0:14,459 0:13,529	Ziel Sektion 1 0:18,126 0:14,429 0:13,590	Ziel Sektion 1 0:18,071 0:14,442 0:13,613	Ziel Sektion 1 0:18,141 0:14,463 0:13,615
Runde 1	0:55,980 0:23,489 0:17,735 0:14,756	0:52,035 0:21,353 0:15,908 0:14,774	0:49,539 0:19,787 0:15,662 0:14,090	0:52,490 0:21,795 0:16,414 0:14,281	0:52,154 0:21,822 0:16,133 0:14,199
Runde 2	0:47,033 0:18,463 0:14,828 0:13,742	0:46,758 0:18,359 0:14,634 0:13,765	0:47,160 0:18,427 0:14,849 0:13,884	0:46,758 0:18,318 0:14,687 0:13,753	0:47,230 0:18,560 0:14,744 0:13,926
Runde 3	0:46,246 0:18,036 0:14,574 0:13,636	0:46,300 0:18,149 0:14,586 0:13,565	0:46,677 0:18,315 0:14,585 0:13,777	0:46,769 0:18,419 0:14,566 0:13,784	0:46,534 0:18,234 0:14,528 0:13,772
Runde 4	0:51,115 0:20,848 0:16,457 0:13,810	0:46,137 0:18,055 0:14,532 0:13,550	0:46,407 0:18,271 0:14,470 0:13,666	0:46,241 0:18,102 0:14,442 0:13,697	0:46,276 0:18,141 0:14,487 0:13,648
Runde 5	0:46,080 0:18,057 0:14,485 0:13,538	0:46,085 0:18,097 0:14,459 0:13,529	0:46,342 0:18,196 0:14,450 0:13,696	0:46,273 0:18,193 0:14,467 0:13,613	0:46,386 0:18,209 0:14,492 0:13,685
Runde 6	0:46,208 0:18,046 0:14,543 0:13,619	0:46,208 0:18,046 0:14,543 0:13,619	0:46,145 0:18,126 0:14,429 0:13,590	0:46,400 0:18,071 0:14,628 0:13,701	0:46,248 0:18,170 0:14,463 0:13,615

Qualifying practice DSKM (KZ2) Group 2 Group 2

Die schnellsten Zeiten

Ort	Nr. Fahrername	Zeit	Streckl.	Ø Speed
Ziel	221 Stiel, Daniel	0:45,639	1200 m	94,7 km/h
Sektion 1	214 Giardelli, Alessandro	0:17,847	531 m	107,1 km/h
Sektion 2	214 Giardelli, Alessandro	0:14,238	390 m	98,6 km/h
Sektion 3	203 Pex, Stan	0:13,445	279 m	74,7 km/h

	Smr.241 Peklin, Ivan UKR Victory Racing Team	Smr.258 Cebrion, Gerard ESP CRG Holland	Smr.253 Bonsaudo, Louis FRA Louis Bonsaudo	Smr.213 Neitagovskii, Daniel CZE Gregor Kart s.r.o.	Smr.212 Specken, Guust NLD Guust Specken
	theoretisch mögliche Bestzeit 0:46,220	theoretisch mögliche Bestzeit 0:46,311	theoretisch mögliche Bestzeit 0:46,278	theoretisch mögliche Bestzeit 0:46,397	theoretisch mögliche Bestzeit 0:46,473
best	Ziel Sektion 1 0:18,096 0:14,423 0:13,701	Ziel Sektion 1 0:18,146 0:14,546 0:13,619	Ziel Sektion 1 0:18,250 0:14,472 0:13,556	Ziel Sektion 1 0:18,175 0:14,516 0:13,706	Ziel Sektion 1 0:18,155 0:14,559 0:13,759
Runde 1	0:53,429 0:21,714 0:16,612 0:15,103	0:56,485 0:24,387 0:16,972 0:15,126	0:52,310 0:20,626 0:17,500 0:14,184	0:49,320 0:19,472 0:15,617 0:14,231	0:52,005 0:21,738 0:15,968 0:14,299
Runde 2	0:47,433 0:18,412 0:15,184 0:13,837	0:46,746 0:18,377 0:14,688 0:13,681	0:47,141 0:18,479 0:14,878 0:13,784	0:47,198 0:18,464 0:14,828 0:13,906	0:47,151 0:18,473 0:14,718 0:13,960
Runde 3	0:46,461 0:18,158 0:14,544 0:13,759	0:46,311 0:18,146 0:14,546 0:13,619	0:46,441 0:18,250 0:14,569 0:13,622	0:46,686 0:18,282 0:14,648 0:13,756	0:46,673 0:18,255 0:14,584 0:13,834
Runde 4	0:46,335 0:18,103 0:14,423 0:13,809	0:52,648 0:18,358 0:17,083 0:17,207	0:46,393 0:18,365 0:14,472 0:13,556	0:46,437 0:18,175 0:14,516 0:13,746	0:46,495 0:18,162 0:14,574 0:13,759
Runde 5	0:46,261 0:18,096 0:14,464 0:13,701		0:46,554 0:18,265 0:14,568 0:13,721	0:46,506 0:18,281 0:14,519 0:13,706	0:46,494 0:18,155 0:14,559 0:13,780
Runde 6			0:46,687 0:18,261 0:14,780 0:13,646	0:46,584 0:18,265 0:14,570 0:13,749	0:46,598 0:18,217 0:14,603 0:13,778

Qualifying practice DSKM (KZ2) Group 2 Group 2

Die schnellsten Zeiten

Ort	Nr. Fahrername	Zeit	Streckenl.	Ø Speed
Ziel	221 Stiel/Daniel	0:45,639	1200 m	94,7 km/h
Sektion 1	214 Giardelli,Alessandro	0:17,847	531 m	107,1 km/h
Sektion 2	214 Giardelli,Alessandro	0:14,238	390 m	98,6 km/h
Sektion 3	203 Pex,Stan	0:13,445	279 m	74,7 km/h

Snr.211 Mrosek,Michael DEU Team AK RACING theoretisch mögliche Bestzeit 0:46,485		Snr.207 Nilsson,Brandon SWE Intrepid Driver Program Srl theoretisch mögliche Bestzeit 0:46,558		Snr.254 Kallasmaa,Kaspar EST Kaspar Kallasmaa theoretisch mögliche Bestzeit 0:47,551								
Ziel	Sektion 1	Sektion 2	Sektion 3	Ziel	Sektion 1	Sektion 2	Sektion 3					
best	0:46,511	0:18,204	0:14,641	0:13,640	0:46,604	0:18,197	0:14,611	0:13,750	Ziel	Sektion 1	Sektion 2	Sektion 3
Runde 1	0:53,110	0:20,583	0:15,852	0:16,675	0:51,365	0:21,016	0:15,787	0:14,562	1:05,427	0:27,451	0:19,280	0:18,696
Runde 2	0:51,497	0:20,200	0:15,447	0:15,850	0:47,222	0:18,486	0:14,812	0:13,924	0:47,551	0:18,525	0:15,047	0:13,979
Runde 3	0:46,847	0:18,351	0:14,786	0:13,710	0:46,975	0:18,428	0:14,756	0:13,791				
Runde 4	0:46,562	0:18,204	0:14,661	0:13,697	0:46,643	0:18,282	0:14,611	0:13,750				
Runde 5	0:46,511	0:18,230	0:14,641	0:13,640	0:46,604	0:18,197	0:14,656	0:13,751				
Runde 6	0:46,533	0:18,237	0:14,655	0:13,641	0:46,623	0:18,198	0:14,673	0:13,752				

Qualifying practice DSKM (K22) Group 1

Strecke / track: 1200m

started: 23 classified: 23 not classified: 0

Doc. 12

Pos	Str. Nr.	Fahrer Driver	Nation	Bewerber/Sponsor	Nation	Lizenz / B-Lizenz	Chassis/Motor/Beifen	Runden Laps	Gesamtzeit Differenz	Abstand Gap	beste Runde best Lap	in R. in L.	Geschw. o Speed
1	204	Federer, Fabian	ITA	SRP Racing Team	DEU	353643 KBF1156791	CRG / TM / Vega	6			0:45,500	6	94,9 km/h
2	260	Hiltbrand, Pedro	ESP	CRG Holland	NLD	301202 15521	CRG / TM / Vega	5	0:00,107	0:00,107	0:45,607	5	94,7 km/h
3	223	Schmitz, Alexander	DEU	Alexander Schmitz	DEU	1KA 1120614 1KA 1120614	Tony Kart / Vortex / Vega	6	0:00,194	0:00,087	0:45,694	6	94,5 km/h
4	236	Hold, Christoph	AUT	Maranellokart SRL	AUT	JK 2017 298671	Maranello / TM / Vega	8	0:00,227	0:00,033	0:45,727	7	94,5 km/h
5	259	Luyet, Jean	CHE	CRG Holland	NLD	505028 15521	CRG / TM / Vega	6	0:00,279	0:00,052	0:45,779	6	94,4 km/h
6	234	Vasile, Daniel	ROU	DR S.R.L.	ITA	11 296449	DR / Modena / Vega	6	0:00,284	0:00,005	0:45,784	6	94,4 km/h
7	242	Kremers, Marijn	ITA	BIREL ART RACING S.R.L.	ITA	28576 370004	BIREL ART / TM / Vega	6	0:00,319	0:00,035	0:45,819	3	94,3 km/h
8	210	Horn, Moritz	DEU	TB Racing Team	DEU	IKB 1132818 KBF 1116906	Kart Republic / TM / Vega	7	0:00,430	0:00,111	0:45,930	7	94,1 km/h
9	224	Lanzeni, William	ITA	BIREL ART RACING KSW	AUT	355886 BK 102	BirelART / TM / Vega	6	0:00,481	0:00,051	0:45,981	5	94,0 km/h
10	217	Tornqvist-Persson, Benja	SWE	CRG Holland	NLD	199810314592 15521	CRG / TM / Vega	6	0:00,632	0:00,151	0:46,132	6	93,6 km/h
11	255	Podobsky, Lukas	CZE	Lukas Podobsky	CZE	18AS0458 18AT10101	BirelART / TM / Vega	7	0:00,635	0:00,003	0:46,135	7	93,6 km/h
12	228	Pieruszek, Kevin	DEU	BIREL ART RACING KSW	AUT	IKB 1124247 BK 102	BirelART / TM / Vega	6	0:00,669	0:00,034	0:46,169	4	93,6 km/h
13	252	Benni, Tommaso	ITA	Tommaso Benni	ITA	303851 303851	BIREL / TM RACING / Vega	6	0:00,688	0:00,019	0:46,188	4	93,5 km/h
14	261	Prosperi, Enrico	ESP	CRG Holland	NLD	11B0009 15521	CRG / TM / Vega	6	0:00,731	0:00,043	0:46,231	6	93,4 km/h
15	239	La Martina, Alessio	ITA	SRP Racing Team	DEU	406383 KBF 1156791	CRG / TM / Vega	6	0:00,732	0:00,001	0:46,232	6	93,4 km/h
16	238	Jilek, Michal	CZE	Salgat Motorsport	DEU	18AS0808 KBF 1079882	BirelART / TM / Vega	6	0:00,928	0:00,196	0:46,428	5	93,0 km/h
17	219	Johansson, Andreas	SWE	CRG Holland	NLD	199907225875 15521	CRG / TM / Vega	6	0:00,929	0:00,001	0:46,429	6	93,0 km/h
18	265	Munaretto, Luca	ITA	Anna-Maria Kokosioulis	ITA	398070 398068	CRG / TM / Vega	8	0:00,974	0:00,045	0:46,474	6	93,0 km/h
19	220	Lagerström, Linus	SWE	JP Racing	SWE	199409301216 105	Exprit / TM / Vega	4	0:01,001	0:00,027	0:46,501	3	92,9 km/h
20	237	Lang, Hannah	GBR	MK Racing	GBR	212874 273486	Tony Kart / Vortex / Vega	7	0:01,049	0:00,048	0:46,549	6	92,8 km/h
21	208	Ratl, Cyril	CHE	Kart-Club Oerlikon	CHE	505053 500006	CRG / TM / Vega	9	0:01,062	0:00,013	0:46,562	8	92,8 km/h
22	266	Forne, Antonio	ESP	CRG Holland	NLD	ITCSR-0013-ESP 15521	CRG / TM / Vega	7	0:01,328	0:00,266	0:46,828	5	92,3 km/h
23	256	Costa, Francesco	ITA	Francesco Costa	ITA	370356 370356	Sodikart / Tm Racing / Vega	8	0:02,273	0:00,945	0:47,773	8	90,4 km/h

Rennleitung: Kai Medefind Racedirektor: Thomas Lainer

Sportkommissare: Th. Ferrero / U. Bell / H. Seidel / P. Acerbi

Techn. Kommissare: H.-J. / M. Grasshoff / C. Schmidt / D. Pietzko / M. Somera / A. Mazzanti

Zeitnahme: KART-DATA timing service Franz Schieszler / Martin Summerer

Zeitnahme / timekeeping

control *Schieszler*
Franz Schieszler



Qualifying practice DSKM (K22) Group 1

Strecke / track: 1200 started: 23 classified: 23 not classified: 0

Fahrername Driver	Federer Fabian	Hiltbrand Pedro	Schmitz Alexander	Hold Christoph	Luyet Jean	Vasile Daniel	Kremers Marijn	Horn Moritz	Lanzeni William	Persson Benjamin	Podobsky Lukas	Pieruszek Kevin
schnellste Runde in Runde	0:45,500 Rn. 6	0:45,607 Rn. 5	0:45,694 Rn. 6	0:45,727 Rn. 7	0:45,779 Rn. 6	0:45,784 Rn. 6	0:45,819 Rn. 3	0:45,930 Rn. 7	0:45,981 Rn. 5	0:46,132 Rn. 6	0:46,135 Rn. 7	0:46,169 Rn. 4
Speed	94,9 km/h	94,7 km/h	94,5 km/h	94,5 km/h	94,4 km/h	94,4 km/h	94,3 km/h	94,1 km/h	94,0 km/h	93,6 km/h	93,6 km/h	93,6 km/h
Lap 1	0:56,235	0:58,153	0:56,632	0:56,093	1:02,419	0:55,802	0:55,421	0:59,547	0:52,759	0:56,234	0:52,027	0:55,386
Lap 2	0:51,680	0:46,242	0:48,726	0:52,286	0:46,560	0:46,304	0:46,211	0:49,228	0:46,649	0:49,113	0:48,595	0:47,576
Lap 3	0:47,731	0:45,769	0:46,837	0:47,280	0:45,991	0:46,097	0:45,819	0:46,670	0:46,270	0:46,466	0:47,098	0:46,706
Lap 4	0:45,544	0:54,386	0:45,815	0:46,414	0:46,030	0:45,922	0:45,949	0:46,253	0:46,099	0:46,179	0:47,898	0:46,169
Lap 5	0:47,386	0:45,607	0:49,004	0:46,054	0:46,101	0:45,901	0:45,906	0:46,696	0:45,981	0:49,834	0:46,280	0:46,219
Lap 6	0:45,500		0:45,694	0:56,256	0:45,779	0:45,784	0:45,838	0:46,018	0:46,057	0:46,132	0:46,539	0:46,241
Lap 7				0:45,727				0:45,930				
Lap 8				0:45,924								
Lap 9												



Qualifying practice DSKM (KZ2) Group 1

Strecke / track: 1200 started: 23 classified: 23 not classified: 0

Fahrername Driver	Benni Tommaso	Prosperi Enrico	La Martina Alessio	Jilek Michal	Johansson Andreas	Munaretto Luca	Lagerström Linus	Lang Hannah	Ratl Cyril	Forne Antonio	Costa Francesco
schnellste Runde in Runde	0:46,188 Rn. 4	0:46,231 Rn. 6	0:46,232 Rn. 6	0:46,428 Rn. 5	0:46,429 Rn. 6	0:46,474 Rn. 6	0:46,501 Rn. 3	0:46,549 Rn. 6	0:46,562 Rn. 8	0:46,828 Rn. 5	0:47,773 Rn. 8
Speed	93,5 km/h	93,4 km/h	93,4 km/h	93,0 km/h	93,0 km/h	93,0 km/h	92,9 km/h	92,8 km/h	92,8 km/h	92,3 km/h	90,4 km/h
Lap 1	0:53,844	0:58,292	0:56,698	0:55,616	0:56,666	0:49,279	0:55,670	0:57,976	0:48,765	0:50,658	0:55,243
Lap 2	0:47,062	0:46,812	0:47,459	0:50,723	0:47,162	0:53,727	0:47,458	0:48,024	0:47,548	0:49,403	1:07,283
Lap 3	0:46,286	0:46,430	0:46,249	0:47,509	0:46,855	0:52,114	0:46,501	0:46,804	0:46,959	0:47,753	0:55,255
Lap 4	0:46,188	0:46,409	0:46,524	0:46,491	0:46,659	0:48,774	0:46,849	0:46,805	0:47,428	0:47,667	0:48,217
Lap 5	0:46,265	0:46,416	0:51,671	0:46,428	0:46,751	0:46,619	0:46,863	0:46,863	0:46,637	0:46,828	0:48,362
Lap 6	0:46,356	0:46,231	0:46,232	0:46,647	0:46,429	0:46,474	0:46,549	0:46,549	0:47,445	0:47,557	0:48,232
Lap 7						0:50,204	0:46,552	0:46,552	0:46,618	0:46,932	0:50,391
Lap 8						0:46,477			0:46,562		0:47,773
Lap 9									0:46,860		

Qualifying practice DSKM (K22) Group 1 Group 1

Ziel		Sektion 1		Sektion 2		Sektion 3	
Fahrername	Zeit	Fahrername	Zeit	Fahrername	Zeit	Fahrername	Zeit
1 204 Federer,Fabian	0:45,500	204 Federer,Fabian	0:17,799	204 Federer,Fabian	0:14,235	260 Hiltbrand,Pedro	0:13,408
2 260 Hiltbrand,Pedro	0:45,607	242 Kremers,Marijn	0:17,881	223 Schmitz,Alexander	0:14,245	204 Federer,Fabian	0:13,416
3 223 Schmitz,Alexander	0:45,694	223 Schmitz,Alexander	0:17,917	234 Vasile,Daniel	0:14,253	259 Luyet,Jean	0:13,454
4 236 Hold,Christoph	0:45,727	260 Hiltbrand,Pedro	0:17,926	260 Hiltbrand,Pedro	0:14,273	236 Hold,Christoph	0:13,465
5 259 Luyet,Jean	0:45,779	236 Hold,Christoph	0:17,939	242 Kremers,Marijn	0:14,297	223 Schmitz,Alexander	0:13,503
6 234 Vasile,Daniel	0:45,784	259 Luyet,Jean	0:17,940	236 Hold,Christoph	0:14,308	242 Kremers,Marijn	0:13,508
7 242 Kremers,Marijn	0:45,819	210 Horn,Moritz	0:17,942	224 Lanzeni,William	0:14,329	210 Horn,Moritz	0:13,520
8 210 Horn,Moritz	0:45,930	234 Vasile,Daniel	0:17,953	259 Luyet,Jean	0:14,385	217 Tornqvist-Persson,Benjai	0:13,539
9 224 Lanzeni,William	0:45,981	252 Benni,Tommaso	0:18,043	217 Tornqvist-Persson,Benjai	0:14,404	252 Benni,Tommaso	0:13,566
10 217 Tornqvist-Persson,Benjai	0:46,132	224 Lanzeni,William	0:18,047	255 Podobsky,Lukas	0:14,406	228 Pieruszek,Kevin	0:13,569
11 255 Podobsky,Lukas	0:46,135	239 La Martina,Alessio	0:18,064	239 La Martina,Alessio	0:14,427	234 Vasile,Daniel	0:13,578
12 228 Pieruszek,Kevin	0:46,169	265 Munaretto,Luca	0:18,085	210 Horn,Moritz	0:14,446	224 Lanzeni,William	0:13,597
13 252 Benni,Tommaso	0:46,188	261 Prosperi,Enrico	0:18,094	238 Jilek,Michal	0:14,465	219 Johansson,Andreas	0:13,598
14 261 Prosperi,Enrico	0:46,231	219 Johansson,Andreas	0:18,122	228 Pieruszek,Kevin	0:14,476	255 Podobsky,Lukas	0:13,602
15 239 La Martina,Alessio	0:46,232	228 Pieruszek,Kevin	0:18,123	252 Benni,Tommaso	0:14,511	261 Prosperi,Enrico	0:13,608
16 238 Jilek,Michal	0:46,428	255 Podobsky,Lukas	0:18,127	261 Prosperi,Enrico	0:14,516	237 Lang,Hannah	0:13,617
17 219 Johansson,Andreas	0:46,429	217 Tornqvist-Persson,Benjai	0:18,134	208 Ratl,Cyrl	0:14,533	239 La Martina,Alessio	0:13,637
18 265 Munaretto,Luca	0:46,474	237 Lang,Hannah	0:18,184	219 Johansson,Andreas	0:14,597	220 Lagerström,Linus	0:13,647
19 220 Lagerström,Linus	0:46,501	208 Ratl,Cyrl	0:18,185	220 Lagerström,Linus	0:14,597	265 Munaretto,Luca	0:13,676
20 237 Lang,Hannah	0:46,549	220 Lagerström,Linus	0:18,212	265 Munaretto,Luca	0:14,613	238 Jilek,Michal	0:13,700
21 208 Ratl,Cyrl	0:46,562	266 Forne,Antonio	0:18,214	237 Lang,Hannah	0:14,626	208 Ratl,Cyrl	0:13,741
22 266 Forne,Antonio	0:46,828	238 Jilek,Michal	0:18,231	266 Forne,Antonio	0:14,681	266 Forne,Antonio	0:13,828
23 256 Costa,Francesco	0:47,773	256 Costa,Francesco	0:18,492	256 Costa,Francesco	0:14,965	256 Costa,Francesco	0:14,014

Qualifying practice DSKM (KZ2) Group 1 Group 1

Die schnellsten Zeiten			
Ort	Nr. Fahrername	Zeit	Ø Speed
Ziel	204 Federer, Fabian	0:45,500	94,9 km/h
Sektion 1	204 Federer, Fabian	0:17,799	107,4 km/h
Sektion 2	204 Federer, Fabian	0:14,235	98,6 km/h
Sektion 3	260 Hiltbrand, Pedro	0:13,408	74,9 km/h

	Smr.204 Federer, Fabian ITA SRP Racing Team			Smr.260 Hiltbrand, Pedro ESP CRG Holland			Smr.223 Schmitz, Alexander DEU Alexander Schmitz			Smr.236 Hold, Christoph AUT Maranellokart SRL			Smr.259 Luyet, Jean CHE CRG Holland			
	theoretisch mögliche Bestzeit	Sektion 1	Sektion 2	Sektion 3	theoretisch mögliche Bestzeit	Sektion 1	Sektion 2	Sektion 3	theoretisch mögliche Bestzeit	Sektion 1	Sektion 2	Sektion 3	theoretisch mögliche Bestzeit	Sektion 1	Sektion 2	Sektion 3
best	0:45,500	0:17,799	0:14,235	0:13,416	0:45,607	0:17,926	0:14,273	0:13,408	0:45,694	0:17,917	0:14,245	0:13,503	0:45,727	0:17,939	0:14,308	0:13,465
Runde 1	0:56,235	0:21,244	0:19,089	0:15,902	0:50,153	0:22,737	0:20,316	0:15,100	0:56,632	0:23,723	0:17,138	0:15,771	0:56,093	0:23,255	0:17,711	0:15,127
Runde 2	0:51,680	0:18,680	0:14,961	0:18,039	0:46,242	0:18,141	0:14,515	0:13,586	0:48,726	0:18,229	0:14,781	0:15,716	0:52,286	0:21,286	0:16,820	0:14,180
Runde 3	0:47,731	0:18,982	0:14,907	0:13,842	0:45,769	0:17,930	0:14,343	0:13,496	0:46,837	0:18,100	0:14,392	0:14,345	0:47,280	0:18,607	0:14,851	0:13,822
Runde 4	0:45,544	0:17,799	0:14,329	0:13,416	0:54,386	0:21,560	0:19,204	0:13,622	0:45,815	0:17,986	0:14,326	0:13,503	0:46,414	0:18,159	0:14,562	0:13,693
Runde 5	0:47,386	0:18,929	0:14,721	0:13,736	0:45,607	0:17,926	0:14,273	0:13,408	0:49,004	0:19,702	0:15,571	0:13,731	0:46,054	0:18,061	0:14,418	0:13,575
Runde 6	0:45,500	0:17,833	0:14,235	0:13,432					0:45,694	0:17,917	0:14,245	0:13,532	0:56,256	0:24,414	0:18,187	0:13,655
Runde 7									0:45,727	0:17,954	0:14,308	0:13,465				
Runde 8									0:45,924	0:17,939	0:14,380	0:13,605				
Runde 9																

Qualifying practice DSKM (KZ2) Group 1 Group 1
Die schnellsten Zeiten

Ort	Nr. Fahrername	Zeit	Streckenl.	Ø Speed
Ziel	204 Federer, Fabian	0:45,500	1200 m	94,9 km/h
Sektion 1	204 Federer, Fabian	0:17,799	531 m	107,4 km/h
Sektion 2	204 Federer, Fabian	0:14,235	390 m	98,6 km/h
Sektion 3	260 Hilbrand, Pedro	0:13,408	279 m	74,9 km/h

	Stm.234 Vasilie, Daniel ROU DR S.R.L.			Stm.242 Kremers, Marjin ITA BIREL ART RACING S.R.L.			Stm.210 Horn, Moritz DEU TB Racing Team			Stm.224 Lanzeni, William ITA BIREL ART RACING KSW			Stm.217 Tornqvist-Persson, Benjamin SWE CRG Holland							
	theoretisch mögliche Bestzeit	Sektion 2	Sektion 3	theoretisch mögliche Bestzeit	Sektion 2	Sektion 3	theoretisch mögliche Bestzeit	Sektion 2	Sektion 3	theoretisch mögliche Bestzeit	Sektion 2	Sektion 3	theoretisch mögliche Bestzeit	Sektion 2	Sektion 3					
best	0:45,784	0:17,953	0:14,253	0:13,578	0:45,819	0:17,881	0:14,297	0:13,508	0:45,930	0:17,942	0:14,446	0:13,520	0:45,981	0:18,047	0:14,329	0:13,597	0:46,132	0:18,134	0:14,404	0:13,539
Runde 1	0:55,802	0:21,195	0:18,989	0:15,618	0:55,421	0:21,469	0:19,391	0:14,561	0:59,547	0:22,873	0:21,359	0:15,315	0:52,759	0:23,248	0:15,099	0:14,412	0:56,234	0:21,191	0:18,700	0:16,343
Runde 2	0:46,304	0:18,145	0:14,517	0:13,642	0:46,211	0:18,233	0:14,434	0:13,544	0:49,228	0:19,388	0:15,912	0:13,928	0:46,649	0:18,311	0:14,643	0:13,695	0:49,113	0:18,273	0:15,226	0:15,614
Runde 3	0:46,097	0:18,071	0:14,384	0:13,642	0:45,819	0:17,881	0:14,375	0:13,563	0:46,670	0:18,394	0:14,579	0:13,697	0:46,270	0:18,125	0:14,491	0:13,654	0:46,466	0:18,290	0:14,500	0:13,676
Runde 4	0:45,922	0:18,034	0:14,282	0:13,606	0:45,949	0:18,139	0:14,302	0:13,508	0:46,253	0:18,102	0:14,493	0:13,658	0:46,099	0:18,054	0:14,379	0:13,666	0:46,179	0:18,134	0:14,496	0:13,549
Runde 5	0:45,901	0:18,029	0:14,287	0:13,585	0:45,906	0:17,972	0:14,389	0:13,545	0:46,696	0:18,581	0:14,516	0:13,599	0:45,981	0:18,055	0:14,329	0:13,597	0:49,834	0:18,188	0:15,977	0:15,669
Runde 6	0:45,784	0:17,953	0:14,253	0:13,578	0:45,838	0:17,937	0:14,297	0:13,604	0:46,018	0:17,986	0:14,446	0:13,586	0:46,057	0:18,047	0:14,398	0:13,612	0:46,132	0:18,189	0:14,404	0:13,539
Runde 7					0:45,930	0:17,942	0:14,468	0:13,520												
Runde 8																				

Qualifying practice DSKM (KZ2) Group 1 Group 1

Die schnellsten Zeiten

Ort	Nr. Fahrername	Zeit	Streckenl.	Ø Speed
Ziel	204 Federer, Fabian	0:45,500	1200 m	94,9 km/h
Sektion 1	204 Federer, Fabian	0:17,799	531 m	107,4 km/h
Sektion 2	204 Federer, Fabian	0:14,235	390 m	98,6 km/h
Sektion 3	260 Hilbrand, Pedro	0:13,408	279 m	74,9 km/h

	Smr.255 Podobsky, Lukas CZE Lukas Podobsky			Smr.228 Pieruszek, Kevin DEU BIREL ART RACING KSW			Smr.252 Benni, Tommaso ITA Tommaso Benni			Smr.261 Prosperi, Enrico ESP CRG Holland			Smr.239 La Martina, Alessio ITA SRP Racing Team			
	theoretisch mögliche Bestzeit	Sektion 2	Sektion 3	theoretisch mögliche Bestzeit	Sektion 2	Sektion 3	theoretisch mögliche Bestzeit	Sektion 2	Sektion 3	theoretisch mögliche Bestzeit	Sektion 2	Sektion 3	theoretisch mögliche Bestzeit	Sektion 2	Sektion 3	
best	0:46,135	0:18,127	0:14,406	0:13,602	0:46,169	0:18,123	0:14,476	0:13,569	0:46,231	0:18,094	0:14,516	0:13,608	0:46,232	0:18,064	0:14,427	0:13,637
Runde 1	0:52,027	0:21,744	0:15,955	0:14,328	0:55,386	0:21,754	0:17,160	0:16,472	0:58,292	0:22,998	0:20,160	0:15,134	0:56,698	0:22,275	0:18,095	0:16,328
Runde 2	0:48,595	0:18,702	0:15,585	0:14,308	0:47,576	0:18,813	0:14,884	0:13,879	0:46,812	0:18,341	0:14,710	0:13,761	0:47,459	0:18,693	0:14,678	0:14,088
Runde 3	0:47,098	0:18,485	0:14,763	0:13,850	0:46,706	0:18,241	0:14,825	0:13,640	0:46,430	0:18,123	0:14,631	0:13,676	0:46,249	0:18,117	0:14,476	0:13,656
Runde 4	0:47,898	0:18,942	0:15,030	0:13,926	0:46,169	0:18,124	0:14,476	0:13,569	0:46,409	0:18,099	0:14,675	0:13,635	0:46,524	0:18,064	0:14,518	0:13,942
Runde 5	0:46,280	0:18,164	0:14,472	0:13,644	0:46,219	0:18,123	0:14,507	0:13,589	0:46,416	0:18,275	0:14,533	0:13,608	0:51,671	0:23,067	0:14,967	0:13,637
Runde 6	0:46,539	0:18,157	0:14,618	0:13,764	0:46,241	0:18,133	0:14,521	0:13,587	0:46,231	0:18,094	0:14,516	0:13,621	0:46,232	0:18,086	0:14,427	0:13,719
Runde 7	0:46,135	0:18,127	0:14,406	0:13,602												
Runde 8																

Qualifying practice DSKM (K22) Group 1 Group 1

Die schnellsten Zeiten

Ort	Nr. Fahrername	Zeit	Streckenl.	Ø Speed
Ziel	204 Federer, Fabian	0:45,500	1200 m	94,9 km/h
Sektion 1	204 Federer, Fabian	0:17,799	531 m	107,4 km/h
Sektion 2	204 Federer, Fabian	0:14,235	390 m	98,6 km/h
Sektion 3	260 Hilbrand, Pedro	0:13,408	279 m	74,9 km/h

	Smr.238 Jilek, Michal CZE Solgat Motorsport	Smr.219 Johansson, Andreas SWE CRG Holland	Smr.265 Munaretto, Luca ITA Anna-Maria Kokosiouli	Smr.220 Lagerström, Linus SWE JP Racing	Smr.237 Lang, Hannah GBR MK Racing
	theoretisch mögliche Bestzeit 0:46,396	theoretisch mögliche Bestzeit 0:46,317	theoretisch mögliche Bestzeit 0:46,374	theoretisch mögliche Bestzeit 0:46,456	theoretisch mögliche Bestzeit 0:46,427
best	Ziel Sektion 1 0:18,231 0:14,465 0:13,700	Ziel Sektion 1 0:18,122 0:14,597 0:13,598	Ziel Sektion 1 0:18,085 0:14,613 0:13,676	Ziel Sektion 1 0:18,212 0:14,597 0:13,647	Ziel Sektion 1 0:18,184 0:14,626 0:13,617
Runde 1	0:55,616 0:19,603 0:20,925 0:15,088	0:56,666 0:23,817 0:17,334 0:15,515	0:49,279 0:19,609 0:15,438 0:14,232	0:55,670 0:22,076 0:17,544 0:16,050	0:57,976 0:24,026 0:18,787 0:15,163
Runde 2	0:50,723 0:20,535 0:15,934 0:14,254	0:47,162 0:18,475 0:14,805 0:13,882	0:53,727 0:18,600 0:16,853 0:18,274	0:47,458 0:18,598 0:14,673 0:14,187	0:48,024 0:19,093 0:14,994 0:13,937
Runde 3	0:47,509 0:18,439 0:14,984 0:14,086	0:46,855 0:18,335 0:14,771 0:13,749	0:52,114 0:19,026 0:16,705 0:16,383	0:46,501 0:18,257 0:14,597 0:13,647	0:46,804 0:18,354 0:14,699 0:13,751
Runde 4	0:46,491 0:18,243 0:14,548 0:13,700	0:46,659 0:18,122 0:14,690 0:13,847	0:48,774 0:18,575 0:14,722 0:15,477	0:46,849 0:18,212 0:14,664 0:13,973	0:46,805 0:18,303 0:14,721 0:13,781
Runde 5	0:46,428 0:18,231 0:14,465 0:13,732	0:46,751 0:18,418 0:14,597 0:13,736	0:46,619 0:18,199 0:14,744 0:13,676		0:46,863 0:18,574 0:14,626 0:13,663
Runde 6	0:46,647 0:18,329 0:14,492 0:13,826	0:46,429 0:18,186 0:14,645 0:13,598	0:46,474 0:18,085 0:14,630 0:13,759		0:46,549 0:18,184 0:14,727 0:13,638
Runde 7			0:50,204 0:19,518 0:16,940 0:13,746		0:46,552 0:18,203 0:14,732 0:13,617
Runde 8			0:46,477 0:18,135 0:14,613 0:13,729		
Runde 9					

Qualifying practice DSKM (K22) Group 1 Group 1

Die schnellsten Zeiten

Ort	Nr. Fahrername	Zeit	Streckenl.	Ø Speed
Ziel	204 Federer, Fabian	0:45,500	1200 m	94,9 km/h
Sektion 1	204 Federer, Fabian	0:17,799	531 m	107,4 km/h
Sektion 2	204 Federer, Fabian	0:14,235	390 m	98,6 km/h
Sektion 3	260 Hiltbrand, Pedro	0:13,408	279 m	74,9 km/h

	Stmr.208 Rati,Cyril CHE Kart-Club Oerlikon		Stmr.266 Forne,Antonio ESP CRG Holland		Stmr.256 Costa,Francesco ITA Francesco Costa			
	theoretisch mögliche Bestzeit	0:46,459	theoretisch mögliche Bestzeit	0:46,723	theoretisch mögliche Bestzeit	0:47,471		
best	Ziel	Sektion 1	Sektion 2	Sektion 3	Ziel	Sektion 1	Sektion 2	Sektion 3
Runde 1	0:48,765	0:19,326	0:15,279	0:14,160	0:50,658	0:20,600	0:15,555	0:14,503
Runde 2	0:47,548	0:18,474	0:15,038	0:14,036	0:49,403	0:18,970	0:16,131	0:14,302
Runde 3	0:46,959	0:18,474	0:14,640	0:13,845	0:47,753	0:18,392	0:15,306	0:14,055
Runde 4	0:47,428	0:18,292	0:15,219	0:13,917	0:47,667	0:18,532	0:15,051	0:14,084
Runde 5	0:46,637	0:18,284	0:14,577	0:13,776	0:46,828	0:18,252	0:14,681	0:13,895
Runde 6	0:47,445	0:18,650	0:14,832	0:13,963	0:47,557	0:18,717	0:15,000	0:13,840
Runde 7	0:46,618	0:18,185	0:14,616	0:13,817	0:46,932	0:18,214	0:14,890	0:13,828
Runde 8	0:46,562	0:18,216	0:14,533	0:13,813				
Runde 9	0:46,860	0:18,431	0:14,688	0:13,741				
					0:55,243	0:22,706	0:17,514	0:15,023
					1:07,283	0:21,374	0:26,228	0:19,681
					0:55,255	0:25,401	0:15,549	0:14,305
					0:48,217	0:18,921	0:15,149	0:14,147
					0:48,362	0:18,949	0:14,965	0:14,448
					0:48,232	0:18,492	0:15,627	0:14,113
					0:50,391	0:20,865	0:15,512	0:14,014
					0:47,773	0:18,589	0:15,144	0:14,040

Strecke / track: 1200m

started: 23 classified: 23 not classified: 0

Doc. 4

Pos	Str. Nr.	Fahrer Driver	Nation	Bewerber/Sponsor	Nation	Lizenz / B-Lizenz	Chassis/Motor/Beifen	Runden Laps	Gesamtzeit Differenz	Abstand Gap	beste Runde best Lap	in R. in L.	o Geschw. o Speed
1	203	Pex, Stan	NLD	CRG Holland	NLD	31772 15521	CRG / TM / Vega	11			0:45,577	11	94,8 km/h
2	240	Skåras, Emil	SWE	ENERGY CORSE SRL	ITA	199805302198 295423	ENERGY / TM / Vega	16	0:00,024	0:00,024	0:45,601	16	94,7 km/h
3	201	Pex, Jorrit	NLD	CRG Holland	NLD	27382 15521	CRG / TM / Vega	13	0:00,183	0:00,159	0:45,760	13	94,4 km/h
4	214	Giardelli, Allesandro	ITA	CRG Holland	NLD	346470 15521 303173	CRG / TM / Vega	15	0:00,226	0:00,043	0:45,803	15	94,3 km/h
5	264	Baldi, Alessio	ITA	INTREPID DRIVER PROGRAM SRL	ITA	295717	INTREPID / TM / Vega	15	0:00,302	0:00,076	0:45,879	13	94,2 km/h
6	221	Stell, Daniel	DEU	Mach1 Motorsport	DEU	1KB 1138227 KBF 1005514	MACH1 / TM / Vega	15	0:00,357	0:00,055	0:45,934	11	94,0 km/h
7	231	Paul, Maximilian	DEU	DR S.R.L.	ITA	1KC 1140086 296449	DR / Modena / Vega	15	0:00,382	0:00,025	0:45,959	11	94,0 km/h
8	251	Habulin, Kristijan	HRV	KK1	HRV	0646 1	TB kijart / TM / Vega	15	0:00,490	0:00,108	0:46,067	14	93,8 km/h
9	232	Maticic, André	DEU	Solgat Motorsport	DEU	1KB 1083048 KBF 1079882	BirelART / TM / Vega	14	0:00,494	0:00,004	0:46,071	13	93,8 km/h
10	218	Tubben, Max	NLD	CRG Holland	NLD	33495 15521	CRG / TM / Vega	14	0:00,564	0:00,070	0:46,141	13	93,6 km/h
11	233	Davies, Dylan	NLD	Zanardi racing team	NLD	18909 28613	Zanardi / TM / Vega	15	0:00,585	0:00,021	0:46,162	12	93,6 km/h
12	215	Rosati, Fabrizio	ITA	SRP Racing Team	DEU	366709 KBF1156791	CRG / TM / Vega	15	0:00,613	0:00,028	0:46,190	11	93,5 km/h
13	230	Varhaug, Pål	NOR	CRG Holland	NLD	28345 15521	CRG / TM / Vega	15	0:00,619	0:00,006	0:46,196	12	93,5 km/h
14	227	Tschentscher, Toni	DEU	SRP Racing Team	DEU	1KC 1133992 KBF 1156791	CRG / TM / Vega	17	0:00,713	0:00,094	0:46,290	14	93,3 km/h
15	263	Dzitiev, Yuri	RUS	Ward Racing	SWE	18535 102	Tonykart / TM / Vega	14	0:00,743	0:00,030	0:46,320	11	93,3 km/h
16	253	Bonsaudo, Louis	FRA	Louis Bonsaudo	FRA	219713 219713	ib17 / TM / Vega	16	0:00,858	0:00,115	0:46,435	15	93,0 km/h
17	212	Specken, Guust	NLD	Guust Specken	NLD	33443 33443	Gillard / Vortex / Vega	17	0:00,861	0:00,003	0:46,438	15	93,0 km/h
18	241	Peklin, Ivan	UKR	Victory Racing Team	UKR	CS.28.0009.18 CT.28.0005.18	Maranello / TM / Vega	17	0:00,923	0:00,062	0:46,500	15	92,9 km/h
19	207	Nilsson, Brandon	SWE	Intrepid Driver Program Srl	ITA	199502194179 295717	Intrepid / TM / Vega	16	0:01,015	0:00,092	0:46,592	16	92,7 km/h
20	211	Mrosek, Michael	DEU	Team AK RACING	AUT	1KC 1131164 BK 005	Formula K / TM / Vega	14	0:01,026	0:00,011	0:46,603	14	92,7 km/h
21	254	Kallasmaa, Kaspar	EST	Kaspar Kallasmaa	EST	K 912 115 E	Energy / TM / Vega	15	0:01,187	0:00,161	0:46,764	11	92,4 km/h
22	213	Netiagovskii, Daniel	CZE	Gregor Kart s.r.o.	CZE	925 338	Tony Kart / TM / Vega	16	0:01,451	0:00,264	0:47,028	6	91,9 km/h
23	258	Cebrian, Gerard	ESP	CRG Holland	NLD	46151222C 15521	CRG / TM / Vega	3	0:03,038	0:01,587	0:48,615	3	88,9 km/h

Rennleitung: Kai Medefind Racedirektor: Thomas Lainer

Sportkommissare: Th. Ferrero / U. Bell / H. Seidel / P. Acerbi

Techn. Kommissare: H.-J. / M. Grasshoff / C. Schmidt / D. Pietzko / M. Somera / A. Mazzanti

Zeitnahme: KART-DATA timing service Franz Schieszler / Martin Summerer

free practice DSKM (KZ2) Group 2

Strecke / track: 1200 started: 23 classified: 23 not classified: 0

Fahrenname Driver	Pex Stan	Skåras Emil	Pex Jorrit	Giardelli Alessandro	Baldi Alessio	Stell Daniel	Paul Maximilian	Habulin Kristijan	Matisic André	Tubben Max	Davies Dylan	Rosati Fabrizio
schnellste Runde	0:45,577 Rn. 11	0:45,601 Rn. 16	0:45,760 Rn. 13	0:45,803 Rn. 15	0:45,879 Rn. 13	0:45,934 Rn. 11	0:45,959 Rn. 11	0:46,067 Rn. 14	0:46,071 Rn. 13	0:46,141 Rn. 13	0:46,162 Rn. 12	0:46,190 Rn. 11
Speed	94,8 km/h	94,7 km/h	94,4 km/h	94,3 km/h	94,2 km/h	94,0 km/h	94,0 km/h	93,8 km/h	93,8 km/h	93,6 km/h	93,6 km/h	93,5 km/h
Lap 1	0:52,803	0:59,181	0:52,646	0:54,154	0:53,309	1:01,476	0:56,633	0:59,377	0:54,246	0:52,575	0:53,969	0:58,095
Lap 2	0:49,913	0:57,237	0:49,643	0:50,650	0:52,546	0:52,779	0:54,808	0:54,743	0:51,243	0:50,347	0:52,124	0:51,856
Lap 3	0:47,629	0:56,096	0:47,902	0:49,092	0:47,444	0:50,367	0:48,166	0:53,188	0:49,563	0:47,199	0:50,922	0:48,574
Lap 4	0:47,727	0:52,477	0:46,781	0:46,922	0:46,829	0:46,594	0:46,671	0:51,952	0:47,411	0:46,919	0:47,024	0:47,337
Lap 5	0:47,264	0:50,869	0:47,820	0:46,616	0:46,676	0:46,300	0:46,167	0:46,940	0:46,723	0:46,998	0:46,684	0:46,520
Lap 6	0:46,298	0:48,659	0:46,082	0:46,327	0:46,566	2:53,641	0:46,339	0:46,845	0:46,627	3:28,310	0:47,524	0:48,138
Lap 7	4:14,315	0:47,821	5:11,268	0:46,228	0:46,959	0:54,414	0:46,222	2:28,043	4:10,910	0:48,764	0:46,335	0:46,813
Lap 8	0:51,690	0:46,775	0:52,233	3:21,272	2:55,890	0:49,207	3:13,737	0:51,701	0:51,610	0:46,698	3:01,625	0:46,440
Lap 9	0:46,986	0:46,179	0:51,916	0:55,004	0:50,279	0:47,487	0:49,723	0:46,917	0:47,728	0:46,581	0:53,575	2:29,044
Lap 10	0:45,883	2:30,047	0:46,579	0:57,372	0:46,705	0:46,207	0:46,284	0:46,268	0:46,282	0:46,206	0:47,090	0:46,582
Lap 11	<u>0:45,577</u>	0:47,698	0:45,827	0:46,827	0:45,985	<u>0:45,934</u>	<u>0:45,959</u>	0:46,142	0:46,122	0:46,515	0:46,237	<u>0:46,190</u>
Lap 12	0:46,162	0:46,162	0:45,826	0:45,851	0:45,992	0:47,770	0:45,985	0:50,077	0:46,236	0:51,284	<u>0:46,162</u>	0:46,302
Lap 13	0:45,913	0:45,913	<u>0:45,760</u>	0:46,120	<u>0:45,879</u>	0:45,991	0:50,154	0:46,077	<u>0:46,071</u>	<u>0:46,141</u>	0:47,647	0:46,302
Lap 14	0:45,712	0:45,712	0:45,688	0:45,856	0:46,353	0:46,083	0:46,432	<u>0:46,067</u>	0:46,071	0:46,339	0:46,480	0:47,137
Lap 15	0:45,688	0:45,688	0:45,688	<u>0:45,803</u>	0:46,235	0:46,073	0:45,974	0:46,151			0:46,163	0:46,240
Lap 16		<u>0:45,601</u>										
Lap 17												


free practice DSKM (KZ2) Group 2

Strecke / track: 1200 started: 23 classified: 23 not classified: 0

Fahrername Driver	Varhaug Pål	Tschentscher Toni	Dzitiev Yuri	Bonsaudo Louis	Specken Guust	Peklin Ivan	Nilsson Brandon	Mrosek Michael	Kallasmaa Kaspar	Neriagovskii Daniel	Cebrian Gerard
schnellste Runde in Runde	0:46,196 Rn. 12	0:46,290 Rn. 14	0:46,320 Rn. 11	0:46,435 Rn. 15	0:46,438 Rn. 15	0:46,500 Rn. 15	0:46,592 Rn. 16	0:46,603 Rn. 14	0:46,764 Rn. 11	0:47,028 Rn. 6	0:48,615 Rn. 3
Speed	93,5 km/h	93,3 km/h	93,3 km/h	93,0 km/h	93,0 km/h	92,9 km/h	92,7 km/h	92,7 km/h	92,4 km/h	91,9 km/h	88,9 km/h
Lap 1	0:55,519	0:55,349	0:59,429	0:58,660	0:52,503	0:56,869	1:01,701	0:54,086	1:00,246	0:58,657	0:58,044
Lap 2	0:54,888	0:51,265	0:54,940	0:54,039	0:49,882	0:51,540	0:55,978	0:49,452	0:51,282	0:54,800	0:54,781
Lap 3	0:48,348	0:49,516	0:53,338	0:51,050	0:47,353	0:49,926	0:52,932	0:47,565	0:51,935	0:48,908	0:48,615
Lap 4	0:47,067	0:47,916	0:56,498	0:48,276	0:46,837	1:22,488	0:53,163	0:47,100	0:47,769	0:47,402	0:48,615
Lap 5	0:46,576	0:46,657	3:12,381	0:47,441	0:46,740	0:47,243	0:51,815	0:46,860	0:46,938	0:47,725	0:48,615
Lap 6	0:46,907	0:47,473	0:47,991	0:46,974	0:47,152	0:46,702	0:49,090	0:46,691	0:46,845	0:47,028	0:48,615
Lap 7	0:46,610	0:47,179	0:46,980	0:46,915	2:00,703	0:48,242	0:49,106	0:46,701	0:46,927	0:47,116	0:48,615
Lap 8	3:15,152	1:58,847	0:46,517	2:01,239	0:46,837	0:47,553	1:41,604	0:46,869	3:00,707	0:47,665	0:48,615
Lap 9	0:49,395	0:46,627	0:46,685	0:47,478	0:46,554	0:46,993	0:48,647	4:13,048	0:53,715	0:47,818	0:48,615
Lap 10	0:49,749	0:46,540	0:46,387	0:46,785	0:46,720	0:46,566	0:48,819	0:47,145	0:47,177	2:27,189	0:48,615
Lap 11	0:46,200	0:46,562	0:46,320	0:46,604	0:46,787	0:47,195	0:46,785	0:46,932	0:46,764	0:47,431	0:48,615
Lap 12	0:46,196	0:47,406	0:46,320	0:46,797	0:46,834	0:47,169	0:46,659	0:46,608	0:46,853	0:47,153	0:48,615
Lap 13	0:46,321	0:46,395	0:50,924	0:46,639	0:46,800	0:46,582	0:47,270	0:52,069	0:48,572	0:48,352	0:48,615
Lap 14	0:52,156	0:46,290	0:46,338	0:46,659	0:46,639	0:55,574	0:46,725	0:46,603	0:47,001	0:47,088	0:48,615
Lap 15	0:46,239	0:46,494	0:46,435	0:46,502	0:46,438	0:46,500	0:47,205	0:46,603	0:54,138	0:47,307	0:48,615
Lap 16		0:46,548	0:46,502	0:46,502	0:46,517	0:46,580	0:46,592	0:46,603		0:47,437	
Lap 17		0:46,645	0:46,645	0:46,645	0:46,625	0:46,521	0:46,592	0:46,603		0:47,437	

free practice DSKM (KZ2) Group 2 Group 2

Ziel		Sektion 1		Sektion 2		Sektion 3	
Fahrername	Zeit	Fahrername	Zeit	Fahrername	Zeit	Fahrername	Zeit
1 203 Pex,Stan	0:45,577	201 Pex,Jorrit	0:17,898	240 Skärås,Emil	0:14,148	203 Pex,Stan	0:13,418
2 240 Skärås,Emil	0:45,601	240 Skärås,Emil	0:17,899	221 Stell,Daniel	0:14,177	201 Pex,Jorrit	0:13,475
3 201 Pex,Jorrit	0:45,760	203 Pex,Stan	0:17,953	203 Pex,Stan	0:14,206	240 Skärås,Emil	0:13,491
4 214 Giardelli,Allesandro	0:45,803	214 Giardelli,Allesandro	0:17,954	214 Giardelli,Allesandro	0:14,303	251 Habulin,Kristijan	0:13,513
5 264 Baldi,Alessio	0:45,879	264 Baldi,Alessio	0:17,955	231 Paul,Maximilian	0:14,318	264 Baldi,Alessio	0:13,525
6 221 Stell,Daniel	0:45,934	233 Davies,Dylan	0:17,981	201 Pex,Jorrit	0:14,329	214 Giardelli,Allesandro	0:13,527
7 231 Paul,Maximilian	0:45,959	230 Varhaug,Pål	0:18,036	230 Varhaug,Pål	0:14,339	231 Paul,Maximilian	0:13,531
8 251 Habulin,Kristijan	0:46,067	221 Stell,Daniel	0:18,038	215 Rosati,Fabrizio	0:14,354	232 Maticic,André	0:13,540
9 232 Maticic,André	0:46,071	231 Paul,Maximilian	0:18,054	232 Maticic,André	0:14,370	221 Stell,Daniel	0:13,567
10 218 Tubben,Max	0:46,141	227 Tschentscher,Toni	0:18,056	264 Baldi,Alessio	0:14,375	233 Davies,Dylan	0:13,573
11 233 Davies,Dylan	0:46,162	218 Tubben,Max	0:18,068	218 Tubben,Max	0:14,396	263 Dzitev,Yuri	0:13,614
12 215 Rosati,Fabrizio	0:46,190	251 Habulin,Kristijan	0:18,086	251 Habulin,Kristijan	0:14,399	230 Varhaug,Pål	0:13,638
13 230 Varhaug,Pål	0:46,196	215 Rosati,Fabrizio	0:18,120	263 Dzitev,Yuri	0:14,407	215 Rosati,Fabrizio	0:13,642
14 227 Tschentscher,Toni	0:46,290	232 Maticic,André	0:18,130	241 Peklin,Ivan	0:14,425	253 Bonsaudo,Louis	0:13,662
15 263 Dzitev,Yuri	0:46,320	212 Specken,Guust	0:18,149	233 Davies,Dylan	0:14,447	218 Tubben,Max	0:13,672
16 253 Bonsaudo,Louis	0:46,435	263 Dzitev,Yuri	0:18,166	227 Tschentscher,Toni	0:14,464	227 Tschentscher,Toni	0:13,694
17 212 Specken,Guust	0:46,438	211 Mrosek,Michael	0:18,220	212 Specken,Guust	0:14,470	211 Mrosek,Michael	0:13,710
18 241 Peklin,Ivan	0:46,500	254 Kallasmaa,Kaspar	0:18,221	253 Bonsaudo,Louis	0:14,516	207 Nilsson,Brandon	0:13,715
19 207 Nilsson,Brandon	0:46,592	253 Bonsaudo,Louis	0:18,223	211 Mrosek,Michael	0:14,535	241 Peklin,Ivan	0:13,721
20 211 Mrosek,Michael	0:46,603	207 Nilsson,Brandon	0:18,237	207 Nilsson,Brandon	0:14,550	212 Specken,Guust	0:13,745
21 254 Kallasmaa,Kaspar	0:46,764	241 Peklin,Ivan	0:18,256	254 Kallasmaa,Kaspar	0:14,596	254 Kallasmaa,Kaspar	0:13,851
22 213 Nettagovskii,Daniel	0:47,028	213 Nettagovskii,Daniel	0:18,374	213 Nettagovskii,Daniel	0:14,704	258 Cebrian,Gerard	0:13,857
23 258 Cebrian,Gerard	0:48,615	258 Cebrian,Gerard	0:19,336	258 Cebrian,Gerard	0:15,422	213 Nettagovskii,Daniel	0:13,874

free practice DSKM (K22) Group 2 Group 2

Die schnellsten Zeiten				
Ort	Nr. Fahrername	Zeit	Streckentl.	Ø Speed
Ziel	203 Pex,Stan	0:45,577	1200 m	94,8 km/h
Sektion 1	201 Pex,Jorrit	0:17,898	531 m	106,8 km/h
Sektion 2	240 Skäras,Emil	0:14,148	390 m	99,2 km/h
Sektion 3	203 Pex,Stan	0:13,418	279 m	74,9 km/h

	Strm.203 Pex,Stan NLD CRG Holland			Strm.240 Skäras,Emil SWE ENERGY CORSE SRL			Strm.201 Pex,Jorrit NLD CRG Holland			Strm.214 Giardelli,Allesandro ITA CRG Holland			Strm.264 Baldi,Alessio ITA INTREPID DRIVER PROGRAM SRL						
	theoretisch mögliche Bestzeit	Sektion 2	Sektion 3	theoretisch mögliche Bestzeit	Sektion 1	Sektion 3	theoretisch mögliche Bestzeit	Sektion 1	Sektion 2	Sektion 3	theoretisch mögliche Bestzeit	Sektion 1	Sektion 2	Sektion 3	theoretisch mögliche Bestzeit	Sektion 1	Sektion 2	Sektion 3	
best	0:45,577	0:17,953	0:14,206	0:45,601	0:17,899	0:14,148	0:13,491	0:45,760	0:17,898	0:14,329	0:13,475	0:45,803	0:17,954	0:14,303	0:13,527	0:45,879	0:17,955	0:14,375	0:13,525
Runde 1	0:52,803	0:21,386	0:16,587	0:59,181	0:24,458	0:18,626	0:16,097	0:52,646	0:21,700	0:16,408	0:14,538	0:54,154	0:22,282	0:16,837	0:15,035	0:53,309	0:21,962	0:16,395	0:14,952
Runde 2	0:49,913	0:20,055	0:15,681	0:57,237	0:23,136	0:18,410	0:15,691	0:49,643	0:20,031	0:15,510	0:14,102	0:50,650	0:20,291	0:15,907	0:14,452	0:52,546	0:21,083	0:16,760	0:14,703
Runde 3	0:47,629	0:18,768	0:14,991	0:56,096	0:23,676	0:17,220	0:15,200	0:47,902	0:19,108	0:14,932	0:13,862	0:49,092	0:19,828	0:15,275	0:13,989	0:47,444	0:18,658	0:14,996	0:13,790
Runde 4	0:47,727	0:18,688	0:14,978	0:52,477	0:20,905	0:16,706	0:14,866	0:46,781	0:18,327	0:14,701	0:13,753	0:46,922	0:18,422	0:14,646	0:13,854	0:46,829	0:18,390	0:14,660	0:13,779
Runde 5	0:47,264	0:18,621	0:14,831	0:50,869	0:20,867	0:15,978	0:14,024	0:47,820	0:18,186	0:15,679	0:13,955	0:46,616	0:18,347	0:14,526	0:13,743	0:46,676	0:18,323	0:14,632	0:13,721
Runde 6	0:46,298	0:18,119	0:14,528	0:48,659	0:19,417	0:15,310	0:13,932	0:46,082	0:18,071	0:14,440	0:13,571	0:46,327	0:18,172	0:14,468	0:13,687	0:46,566	0:18,252	0:14,515	0:13,799
Runde 7	4:14,315	3:40,411	0:17,752	0:47,821	0:19,184	0:14,979	0:13,658	5:11,268	4:36,729	0:18,495	0:16,044	0:46,228	0:18,174	0:14,369	0:13,685	0:46,959	0:18,243	0:14,941	0:13,775
Runde 8	0:51,690	0:21,961	0:15,322	0:46,775	0:18,830	0:14,355	0:13,590	0:52,233	0:21,793	0:16,085	0:14,355	3:21,272	2:48,105	0:17,608	0:15,559	2:55,890	2:23,163	0:17,426	0:15,301
Runde 9	0:46,986	0:18,703	0:14,626	0:46,179	0:18,114	0:14,398	0:13,667	0:51,916	0:18,602	0:14,949	0:18,365	0:55,004	0:23,440	0:15,783	0:15,781	0:50,279	0:19,423	0:15,261	0:15,595
Runde 10	0:45,883	0:18,057	0:14,341	2:30,047	1:57,397	0:17,717	0:14,933	0:46,579	0:18,237	0:14,768	0:13,574	0:57,372	0:20,334	0:20,734	0:16,304	0:46,705	0:18,253	0:14,608	0:13,844
Runde 11	0:45,577	0:17,953	0:14,206	0:47,698	0:19,036	0:14,812	0:13,850	0:45,827	0:17,974	0:14,378	0:13,475	0:46,827	0:18,340	0:14,483	0:14,004	0:45,985	0:18,019	0:14,405	0:13,561
Runde 12				0:46,162	0:18,188	0:14,322	0:13,652	0:45,826	0:17,985	0:14,329	0:13,512	0:45,851	0:17,999	0:14,303	0:13,549	0:45,992	0:18,046	0:14,408	0:13,538
Runde 13				0:45,913	0:18,054	0:14,263	0:13,596	0:45,760	0:17,898	0:14,376	0:13,486	0:46,120	0:18,001	0:14,330	0:13,789	0:45,879	0:17,955	0:14,375	0:13,549
Runde 14				0:45,712	0:17,899	0:14,190	0:13,623					0:45,856	0:17,961	0:14,328	0:13,567	0:46,353	0:17,977	0:14,707	0:13,669
Runde 15				0:45,688	0:18,005	0:14,192	0:13,491					0:45,803	0:17,954	0:14,322	0:13,527	0:46,235	0:18,112	0:14,598	0:13,525
Runde 16				0:45,601	0:17,911	0:14,148	0:13,542												
Runde 17																			

free practice DSKM (K22) Group 2 Group 2

Die schnellsten Zeiten			
Ort	Nr. Fahrername	Zeit	Ø Speed
Ziel	203 Pex,Stan	0:45,577	94,8 km/h
Sektion 1	201 Pex,Jorrit	0:17,898	106,8 km/h
Sektion 2	240 Skirias,Emil	0:14,148	99,2 km/h
Sektion 3	203 Pex,Stan	0:13,418	74,9 km/h

	Smr.221 Stell,Daniel DEU Mach1 Motorsport			Smr.231 Paul,Maximilian DEU DR S.R.L.			Smr.251 Habulin,Kristijan HRV KKI			Smr.232 Maticic,André DEU Solgat Motorsport			Smr.218 Tubben,Max NLD CRG Holland						
	theoretisch mögliche Bestzeit	Ziel	Sektion 3	theoretisch mögliche Bestzeit	Ziel	Sektion 3	theoretisch mögliche Bestzeit	Ziel	Sektion 3	theoretisch mögliche Bestzeit	Ziel	Sektion 3	theoretisch mögliche Bestzeit	Ziel	Sektion 3				
best	0:45,994	0:18,038	0:14,177	0:19,366	0:17,037	0:13,567	0:45,903	0:18,054	0:14,318	0:13,531	0:46,067	0:18,086	0:14,399	0:13,513	0:46,141	0:18,068	0:14,396	0:13,672	
Runde 1	1:01,476	0:25,073	0:19,366	0:19,366	0:17,037	0:13,567	0:45,633	0:18,290	0:15,637	0:13,601	0:59,377	0:24,948	0:18,320	0:16,109	0:52,575	0:21,132	0:16,414	0:15,029	
Runde 2	0:52,779	0:21,825	0:16,750	0:16,750	0:14,204	0:13,567	0:54,808	0:16,951	0:14,538	0:13,531	0:54,743	0:21,941	0:17,395	0:15,407	0:50,347	0:20,095	0:16,143	0:14,109	
Runde 3	0:50,367	0:20,355	0:16,200	0:16,200	0:13,812	0:13,567	0:48,166	0:19,269	0:13,841	0:13,531	0:53,188	0:21,228	0:16,872	0:15,088	0:47,199	0:18,536	0:14,692	0:13,971	
Runde 4	0:46,594	0:18,418	0:14,437	0:14,437	0:13,739	0:13,567	0:46,671	0:18,421	0:13,744	0:13,531	0:51,952	0:20,702	0:16,680	0:14,570	0:46,919	0:18,408	0:14,670	0:13,841	
Runde 5	0:46,300	0:18,187	0:14,427	0:14,427	0:13,686	0:13,567	0:46,167	0:18,082	0:13,598	0:13,531	0:46,940	0:18,352	0:14,747	0:13,841	0:46,998	0:18,283	0:14,659	0:14,056	
Runde 6	2:53,641	2:11,246	0:23,583	0:23,583	0:18,812	0:13,567	0:46,339	0:18,215	0:14,473	0:13,651	0:46,845	0:18,364	0:14,735	0:13,746	0:46,627	0:18,302	0:14,515	0:13,810	
Runde 7	0:54,414	0:22,899	0:16,939	0:16,939	0:14,576	0:13,567	0:46,222	0:18,093	0:14,488	0:13,641	2:28,043	1:52,375	0:18,829	0:16,839	0:48,764	0:19,692	0:15,064	0:14,008	
Runde 8	0:49,207	0:19,756	0:15,386	0:15,386	0:14,065	0:13,567	3:13,737	2:39,822	0:18,337	0:15,578	0:51,701	0:20,911	0:16,197	0:14,593	0:46,698	0:18,291	0:14,608	0:13,799	
Runde 9	0:47,487	0:19,198	0:14,556	0:14,556	0:13,733	0:13,567	0:49,723	0:19,832	0:15,700	0:14,191	0:46,917	0:18,527	0:14,598	0:13,792	0:46,581	0:18,229	0:14,559	0:13,793	
Runde 10	0:46,207	0:18,122	0:14,429	0:14,429	0:13,656	0:13,567	0:46,284	0:18,226	0:14,457	0:13,601	0:46,268	0:18,200	0:14,455	0:13,613	0:46,206	0:18,118	0:14,396	0:13,692	
Runde 11	0:45,994	0:18,157	0:14,177	0:14,177	0:13,600	0:13,567	0:45,959	0:18,098	0:14,330	0:13,531	0:46,142	0:18,112	0:14,450	0:13,580	0:46,122	0:18,134	0:14,542	0:13,839	
Runde 12	0:47,770	0:18,038	0:14,284	0:14,284	0:15,448	0:13,567	0:45,985	0:18,054	0:14,336	0:13,595	0:50,077	0:18,086	0:18,035	0:13,956	0:46,236	0:18,204	0:14,492	0:13,887	
Runde 13	0:45,991	0:18,121	0:14,303	0:14,303	0:13,567	0:13,567	0:50,154	0:18,519	0:15,479	0:16,156	0:46,077	0:18,116	0:14,411	0:13,550	0:46,071	0:18,130	0:14,370	0:13,571	
Runde 14	0:46,083	0:18,095	0:14,375	0:14,375	0:13,613	0:13,567	0:46,432	0:18,105	0:14,710	0:13,617	0:46,067	0:18,118	0:14,405	0:13,544	0:46,071	0:18,130	0:14,373	0:13,568	
Runde 15	0:46,023	0:18,168	0:14,267	0:14,267	0:13,588	0:13,567	0:45,974	0:18,088	0:14,318	0:13,568	0:46,151	0:18,239	0:14,399	0:13,513	0:46,339	0:18,247	0:14,400	0:13,692	
Runde 16																			

free practice DSKM (K22) Group 2 Group 2

Die schnellsten Zeiten			
Ort	Nr. Fahrername	Zeit	Ø Speed
Ziel	203 Pex,Stan	0:45,577	94,8 km/h
Sektion 1	201 Pex,Jorrit	0:17,898	106,8 km/h
Sektion 2	240 Sküras,Emil	0:14,148	99,2 km/h
Sektion 3	203 Pex,Stan	0:13,418	74,9 km/h

	Smr.233 Davies,Dylan NLD Zonardi racing team			Smr.215 Rosati,Fabrizio ITA SRP Racing Team			Smr.230 Varhaug,Pål NOR CRG Holland			Smr.227 Tschentscher,Toni DEU SRP Racing Team			Smr.263 Dzitev,Yuri RUS Ward Racing		
	theoretisch mögliche Bestzeit	Ziel	Sektion 3	theoretisch mögliche Bestzeit	Ziel	Sektion 3	theoretisch mögliche Bestzeit	Ziel	Sektion 3	theoretisch mögliche Bestzeit	Ziel	Sektion 3	theoretisch mögliche Bestzeit	Ziel	Sektion 3
best	0:46,162	0:17,981	0:14,447	0:46,190	0:18,120	0:14,354	0:46,196	0:18,036	0:14,339	0:46,290	0:18,056	0:14,464	0:46,320	0:18,166	0:14,407
Runde 1	0:53,969	0:21,813	0:16,835	0:50,095	0:24,348	0:18,155	0:55,519	0:21,618	0:18,145	0:55,349	0:22,217	0:17,839	0:59,429	0:25,193	0:18,220
Runde 2	0:52,124	0:19,956	0:15,725	0:51,856	0:20,411	0:16,553	0:54,888	0:23,339	0:17,216	0:51,265	0:20,655	0:15,816	0:54,940	0:21,889	0:17,091
Runde 3	0:50,922	0:21,112	0:15,843	0:48,574	0:19,633	0:14,878	0:48,348	0:19,403	0:14,965	0:49,516	0:19,548	0:15,719	0:53,338	0:21,416	0:16,469
Runde 4	0:47,024	0:18,488	0:14,600	0:47,337	0:18,647	0:14,870	0:47,067	0:18,705	0:14,608	0:47,916	0:18,675	0:14,883	0:56,498	0:21,215	0:18,627
Runde 5	0:46,684	0:18,348	0:14,564	0:46,520	0:18,220	0:14,463	0:46,576	0:18,299	0:14,552	0:46,657	0:18,219	0:14,713	3:12,381	2:37,310	0:19,004
Runde 6	0:47,524	0:19,005	0:14,768	0:48,138	0:18,802	0:15,572	0:46,907	0:18,339	0:14,833	0:47,473	0:18,215	0:14,927	0:47,991	0:19,130	0:14,943
Runde 7	0:46,335	0:18,210	0:14,456	0:46,813	0:18,209	0:14,834	0:46,610	0:18,369	0:14,513	0:47,179	0:18,532	0:14,833	0:46,980	0:18,468	0:14,669
Runde 8	3:01,625	2:27,578	0:18,605	0:46,440	0:18,216	0:14,582	3:15,152	2:40,895	0:18,964	1:58,847	1:27,813	0:17,116	0:46,517	0:18,330	0:14,521
Runde 9	0:53,575	0:22,028	0:15,661	2:29,044	1:53,187	0:20,178	0:49,395	0:19,356	0:15,739	0:46,627	0:18,337	0:14,596	0:46,685	0:18,302	0:14,648
Runde 10	0:47,090	0:18,573	0:14,699	0:46,582	0:18,282	0:14,513	0:49,749	0:20,034	0:15,898	0:46,540	0:18,184	0:14,612	0:46,387	0:18,299	0:14,407
Runde 11	0:46,237	0:18,189	0:14,455	0:46,190	0:18,173	0:14,354	0:46,200	0:18,114	0:14,448	0:46,562	0:18,255	0:14,555	0:46,320	0:18,208	0:14,498
Runde 12	0:46,162	0:18,094	0:14,447	0:46,302	0:18,165	0:14,435	0:46,196	0:18,139	0:14,339	0:47,406	0:18,416	0:15,174	0:46,320	0:18,257	0:14,431
Runde 13	0:47,647	0:17,981	0:14,626	0:46,302	0:18,146	0:14,431	0:46,321	0:18,036	0:14,471	0:46,395	0:18,119	0:14,577	0:50,924	0:21,531	0:15,671
Runde 14	0:46,480	0:18,331	0:14,510	0:47,137	0:18,152	0:15,186	0:52,156	0:20,084	0:17,165	0:46,290	0:18,056	0:14,523	0:46,338	0:18,166	0:14,483
Runde 15	0:46,163	0:18,121	0:14,469	0:46,240	0:18,120	0:14,447	0:46,239	0:18,082	0:14,420	0:46,494	0:18,248	0:14,464	0:46,338	0:18,166	0:14,483
Runde 16										0:46,548	0:18,293	0:14,521			
Runde 17										0:46,645	0:18,220	0:14,667			

free practice DSKM (K22) Group 2 Group 2

Die schnellsten Zeiten

Ort	Nr. Fahrername	Zeit	Streckenl.	Ø Speed
Ziel	203 Pex,Stan	0:45,577	1200 m	94,8 km/h
Sektion 1	201 Pex,Jorrit	0:17,898	531 m	106,8 km/h
Sektion 2	240 Skirias,Emil	0:14,148	390 m	99,2 km/h
Sektion 3	203 Pex,Stan	0:13,418	279 m	74,9 km/h

best	Snr.253 Bonsaudo,Louis FRA			Snr.212 Specken,Guust NLD			Snr.241 Peklin,Ivan UKR			Snr.207 Nilsson,Brandon SWE			Snr.211 Mrosek,Michael DEU		
	theoretisch mögliche Bestzeit: 0:46,401	Ziel	Sektion 3	theoretisch mögliche Bestzeit: 0:46,364	Ziel	Sektion 3	theoretisch mögliche Bestzeit: 0:46,402	Ziel	Sektion 3	theoretisch mögliche Bestzeit: 0:46,502	Ziel	Sektion 3	theoretisch mögliche Bestzeit: 0:46,465	Ziel	Sektion 3
Runde 1	0:58,660	0:24,551	0:18,262	0:52,503	0:21,263	0:16,704	0:56,869	0:23,038	0:17,313	1:01,701	0:26,490	0:18,993	0:54,086	0:21,723	0:16,676
Runde 2	0:54,039	0:21,466	0:17,291	0:49,882	0:19,580	0:16,072	0:51,540	0:20,499	0:16,011	0:55,978	0:22,902	0:17,553	0:49,452	0:19,622	0:15,609
Runde 3	0:51,050	0:20,395	0:16,208	0:47,353	0:18,604	0:14,730	0:49,926	0:19,750	0:15,436	0:52,932	0:21,783	0:16,433	0:47,565	0:18,567	0:15,109
Runde 4	0:48,276	0:19,227	0:15,088	0:46,837	0:18,418	0:14,617	1:22,488	0:52,344	0:15,609	0:53,163	0:20,962	0:17,242	0:47,100	0:18,440	0:14,773
Runde 5	0:47,441	0:18,597	0:15,030	0:46,740	0:18,358	0:14,628	0:47,243	0:18,775	0:14,639	0:51,815	0:20,643	0:16,041	0:46,860	0:18,390	0:14,707
Runde 6	0:46,974	0:18,383	0:14,843	0:47,152	0:18,507	0:14,664	0:46,702	0:18,296	0:14,516	0:49,090	0:19,430	0:15,207	0:46,691	0:18,323	0:14,607
Runde 7	0:46,915	0:18,378	0:14,819	2:00,703	1:31,653	0:15,124	0:48,242	0:19,273	0:15,009	0:49,106	0:20,053	0:15,039	0:46,701	0:18,248	0:14,677
Runde 8	2:01,239	1:31,115	0:16,214	0:46,837	0:18,389	0:14,657	0:47,553	0:18,286	0:15,309	1:41,604	1:11,102	0:16,116	0:46,869	0:18,374	0:14,706
Runde 9	0:47,478	0:18,352	0:15,141	0:46,554	0:18,233	0:14,576	0:46,993	0:18,462	0:14,606	0:48,647	0:19,116	0:15,402	4:13,048	3:41,697	0:16,333
Runde 10	0:46,785	0:18,327	0:14,685	0:46,720	0:18,368	0:14,519	0:46,566	0:18,299	0:14,491	0:48,819	0:19,967	0:15,004	0:47,145	0:18,568	0:14,685
Runde 11	0:46,604	0:18,288	0:14,596	0:46,787	0:18,361	0:14,541	0:47,195	0:18,533	0:14,747	0:46,785	0:18,394	0:14,652	0:46,932	0:18,258	0:14,763
Runde 12	0:46,797	0:18,253	0:14,644	0:46,834	0:18,370	0:14,581	0:47,169	0:18,289	0:14,500	0:46,659	0:18,237	0:14,629	0:46,608	0:18,220	0:14,678
Runde 13	0:46,639	0:18,308	0:14,615	0:46,800	0:18,299	0:14,619	0:46,582	0:18,372	0:14,425	0:47,270	0:18,424	0:15,112	0:52,069	0:21,842	0:16,325
Runde 14	0:46,659	0:18,275	0:14,639	0:46,639	0:18,293	0:14,541	0:55,574	0:20,647	0:19,963	0:46,725	0:18,245	0:14,695	0:46,603	0:18,310	0:14,535
Runde 15	0:46,435	0:18,257	0:14,516	0:46,438	0:18,149	0:14,470	0:46,500	0:18,312	0:14,467	0:47,205	0:18,518	0:14,872	0:46,603	0:18,310	0:14,535
Runde 16	0:46,502	0:18,223	0:14,599	0:46,517	0:18,266	0:14,485	0:46,580	0:18,256	0:14,433	0:47,205	0:18,518	0:14,872	0:46,603	0:18,310	0:14,535
Runde 17				0:46,625	0:18,293	0:14,551	0:46,521	0:18,268	0:14,500	0:46,592	0:18,327	0:14,550	0:46,592	0:18,258	0:14,763

free practice DSKM (K22) Group 2 Group 2

Die schnellsten Zeiten

Ort	Nr. Fahrername	Zeit	Streckenl.	Ø Speed
Ziel	203 Pex,Stan	0:45,577	1200 m	94,8 km/h
Sektion 1	201 Pex,Jorritj	0:17,898	531 m	106,8 km/h
Sektion 2	240 Skáras,Emil	0:14,148	390 m	99,2 km/h
Sektion 3	203 Pex,Stan	0:13,418	279 m	74,9 km/h

best	Smr.254 Kallasmaa,Kaspar EST		Smr.213 Neitavskii,Daniel CZE		Smr.258 Cebrian,Gerard ESP		Ziel	Sektion 1	Sektion 2	Sektion 3		
	Kaspar Kallasmaa theoretisch mögliche Bestzeit 0:46,668	Ziel	Gregor Kart s.r.o. theoretisch mögliche Bestzeit 0:46,952	Ziel	CRG Holland theoretisch mögliche Bestzeit 0:48,615	Ziel						
Runde 1	0:46,764	0:18,221	0:19,492	0:15,657	0:47,028	0:18,374	0:14,704	0:13,874	0:58,044	0:24,268	0:18,120	0:15,656
Runde 2	0:51,282	0:20,085	0:16,008	0:15,189	0:54,800	0:23,243	0:17,034	0:14,523	0:54,781	0:22,261	0:17,855	0:14,665
Runde 3	0:51,935	0:21,411	0:16,401	0:14,123	0:48,908	0:19,780	0:15,112	0:14,016	0:48,615	0:19,336	0:15,422	0:13,857
Runde 4	0:47,769	0:18,631	0:14,804	0:14,334	0:47,402	0:18,620	0:14,897	0:13,885				
Runde 5	0:46,938	0:18,402	0:14,611	0:13,925	0:47,725	0:18,961	0:14,814	0:13,950				
Runde 6	0:46,845	0:18,280	0:14,714	0:13,851	0:47,028	0:18,404	0:14,704	0:13,920				
Runde 7	0:46,927	0:18,309	0:14,690	0:13,928	0:47,116	0:18,411	0:14,774	0:13,931				
Runde 8	3:00,707	2:28,596	0:16,741	0:15,370	0:47,665	0:18,496	0:14,801	0:14,368				
Runde 9	0:53,715	0:22,878	0:16,246	0:14,591	0:47,818	0:18,652	0:14,810	0:14,356				
Runde 10	0:47,177	0:18,494	0:14,800	0:13,883	2:27,189	1:57,540	0:15,268	0:14,381				
Runde 11	0:46,764	0:18,294	0:14,596	0:13,874	0:47,431	0:18,699	0:14,812	0:13,920				
Runde 12	0:46,853	0:18,221	0:14,687	0:13,945	0:47,153	0:18,374	0:14,785	0:13,994				
Runde 13	0:48,572	0:20,062	0:14,658	0:13,852	0:48,352	0:19,230	0:15,248	0:13,874				
Runde 14	0:47,001	0:18,425	0:14,679	0:13,897	0:47,088	0:18,376	0:14,705	0:14,007				
Runde 15	0:54,138	0:19,259	0:17,460	0:17,419	0:47,307	0:18,464	0:14,854	0:13,989				
Runde 16					0:47,437	0:18,530	0:14,867	0:14,040				
Runde 17												

Strecke / track: 1200m

started: 22 classified: 22 not classified: 0

Doc. 3

Pos	Str. Nr.	Fahrer Driver	Nation	Bewerber/Sponsor	Nation	Lizenz / B-Lizenz	Chassis/Motor/Beifen	Runden Laps	Gesamtzeit Differenz	Abstand Gap	beste Runde best Lap	in R. in L.	o Geschw. o Speed
1	204	Federer, Fabian	ITA	SRP Racing Team	DEU	353643 KBF1156791	CRG / TM / Vega	8			0:45,636	6	94,7 km/h
2	259	Luyet, Jean	CHE	CRG Holland	NLD	505028 15521	CRG / TM / Vega	11	0:00,252	0:00,252	0:45,888	6	94,1 km/h
3	234	Vasile, Daniel	ROU	DR S.R.L.	ITA	11 296449	DR / Modena / Vega	16	0:00,267	0:00,015	0:45,903	16	94,1 km/h
4	242	Kremers, Marijn	ITA	BIREL ART RACING S.R.L.	ITA	28576 370004	BIREL ART / TM / Vega	13	0:00,306	0:00,039	0:45,942	13	94,0 km/h
5	223	Schmitz, Alexander	DEU	Alexander Schmitz	DEU	IKA 1120614 IKA 1120614	Tony Kart / Vortex / Vega	9	0:00,383	0:00,077	0:46,019	6	93,9 km/h
6	224	Lanzeni, William	ITA	BIREL ART RACING KSW	AUT	355886 BK 102	BirelART / TM / Vega	16	0:00,387	0:00,004	0:46,023	8	93,9 km/h
7	217	Tornqvist-Persson, Benja	SWE	CRG Holland	NLD	199810314592 15521	CRG / TM / Vega	14	0:00,421	0:00,034	0:46,057	14	93,8 km/h
8	236	Hold, Christoph	AUT	Maranellokart SRL	AUT	JK 2017 298671	Maranello / TM / Vega	11	0:00,542	0:00,121	0:46,178	6	93,6 km/h
9	260	Hiltbrand, Pedro	ESP	CRG Holland	NLD	301202 15521	CRG / TM / Vega	6	0:00,623	0:00,081	0:46,259	4	93,4 km/h
10	252	Benni, Tommaso	ITA	Tommaso Benni	ITA	303851 303851	BIREL / TM RACING / Vega	14	0:00,713	0:00,090	0:46,349	6	93,2 km/h
11	210	Horn, Moritz	DEU	TB Racing Team	DEU	IKB 1132818 KBF 1116906	Kart Republic / TM / Vega	14	0:00,824	0:00,111	0:46,460	6	93,0 km/h
12	261	Prosperi, Enrico	ESP	CRG Holland	NLD	11B0009 15521	CRG / TM / Vega	8	0:00,846	0:00,022	0:46,482	5	92,9 km/h
13	228	Pieruszek, Kevin	DEU	BIREL ART RACING KSW	AUT	IKB 1124247 BK 102	BirelART / TM / Vega	9	0:00,900	0:00,054	0:46,536	8	92,8 km/h
14	255	Podobsky, Lukas	CZE	Lukas Podobsky	CZE	18AS0458 18AT0101	BirelArt / TM / Vega	14	0:00,921	0:00,021	0:46,557	11	92,8 km/h
15	239	La Martina, Alessio	ITA	SRP Racing Team	DEU	406383 KBF 1156791	CRG / TM / Vega	13	0:01,009	0:00,088	0:46,645	7	92,6 km/h
16	220	Lagerström, Linus	SWE	JP Racing	SWE	199409301216 105	Exprit / TM / Vega	17	0:01,097	0:00,088	0:46,733	17	92,4 km/h
17	237	Lang, Hannah	GBR	MK Racing	GBR	212874 273486	Tony Kart / Vortex / Vega	11	0:01,136	0:00,039	0:46,772	6	92,4 km/h
18	208	Ratl, Cyril	CHE	Kart-Club Oerlikon	CHE	505053 500006	CRG / TM / Vega	10	0:01,175	0:00,039	0:46,811	6	92,3 km/h
19	219	Johansson, Andreas	SWE	CRG Holland	NLD	199907225875 15521	CRG / TM / Vega	17	0:01,179	0:00,004	0:46,815	17	92,3 km/h
20	238	Jilek, Michal	CZE	Solgat Motorsport	DEU	18AS0808 KBF 1079882	BirelART / TM / Vega	12	0:01,250	0:00,071	0:46,886	9	92,1 km/h
21	266	Forne, Antonio	ESP	CRG Holland	NLD	11CSR-0013-ESP 15521	CRG / TM / Vega	16	0:01,778	0:00,528	0:47,414	9	91,1 km/h
22	256	Costa, Francesco	ITA	Francesco Costa	ITA	370356 370356	Sodikart / Tm Racing / Vega	9	0:02,246	0:00,468	0:47,882	9	90,2 km/h

Renleitung: Kai Medefind Racedirektor: Thomas Lainer

Sportkommissare: Th. Ferrero / U. Bell / H. Seidel / P. Acerbi

Techn. Kommissare: H.-J./M. Grasshoff / C. Schmidt / D. Pietzko / M. Somera / A. Mazzanti

Zeinnahme: KART-DATA timing service Franz Schieszler / Martin Summerer



free practice DSKM (KZ2) Group 1

Strecke / track: 1200 started: 22 classified: 22 not classified: 0

Fahrername Driver	Federer Fabian	Luyet Jean	Vasile Daniel	Kremers Marijn	Schmitz Alexander	Lanzeni William	Persson Benjamin	Hold Christoph	Hiltbrand Pedro	Benni Tommaso	Horn Moritz	Prosperi Enrico
schnellste Runde in Runde	0:45,636 Rn. 6	0:45,888 Rn. 6	0:45,903 Rn. 16	0:45,942 Rn. 13	0:46,019 Rn. 6	0:46,023 Rn. 8	0:46,057 Rn. 14	0:46,178 Rn. 6	0:46,259 Rn. 4	0:46,349 Rn. 6	0:46,460 Rn. 6	0:46,482 Rn. 5
Speed	94,7 km/h	94,1 km/h	94,1 km/h	94,0 km/h	93,9 km/h	93,9 km/h	93,8 km/h	93,6 km/h	93,4 km/h	93,2 km/h	93,0 km/h	92,9 km/h
Lap 1	1:06,882	0:53,829	0:56,558	1:02,235	1:00,004	0:56,219	1:01,882	0:54,112	0:53,943	1:02,290	0:55,623	0:53,375
Lap 2	1:00,258	0:48,409	0:52,715	0:52,642	0:51,791	0:52,520	0:53,689	0:48,170	0:48,470	0:54,258	0:48,646	0:48,409
Lap 3	0:55,375	0:46,778	0:51,710	0:50,510	0:47,519	0:49,087	0:50,514	0:46,891	0:46,651	0:47,744	0:47,434	0:46,998
Lap 4	0:49,591	0:46,330	0:47,967	0:48,512	0:47,017	0:46,599	0:49,468	0:47,177	0:46,259	0:46,777	0:46,734	0:46,620
Lap 5	0:47,224	0:47,700	0:46,402	0:47,223	0:48,142	0:46,116	0:47,101	0:46,499	0:46,576	0:46,568	0:46,847	0:46,482
Lap 6	0:45,636	0:45,888	0:46,796	0:46,369	0:46,019	2:33,461	0:46,552	0:46,178	5:25,250	0:46,349	0:46,460	3:44,658
Lap 7	4:06,014	3:04,779	0:46,171	2:40,075	0:46,040	0:46,219	0:46,595	2:54,489	0:46,631	0:46,631	3:38,113	0:49,079
Lap 8	1:02,256	0:51,575	0:46,320	0:48,904	2:29,952	0:46,073	3:08,524	0:49,732	0:46,508	0:46,508	0:50,123	0:46,595
Lap 9		0:46,364	0:46,218	0:46,090	0:48,000	0:46,075	0:53,947	0:47,202	0:47,015	0:47,015	0:52,671	
Lap 10		0:52,639	2:42,475	0:58,510		0:46,207	0:54,870	0:46,255	0:46,369	0:46,369	0:48,483	
Lap 11		0:47,721	0:48,108	2:13,355		0:48,242	0:46,649	0:54,994	0:46,498	0:46,498	0:47,407	
Lap 12			0:46,571	0:46,464		0:51,211	0:50,689		0:46,550	0:46,550	0:47,239	
Lap 13			0:46,025	0:45,942		0:46,249	0:46,068		0:47,767	0:47,767	0:46,585	
Lap 14			0:46,358			0:46,180	0:46,057		0:50,915	0:50,915	0:46,469	
Lap 15			0:46,288			0:48,630						
Lap 16			0:45,903			0:46,108						
Lap 17												

free practice DSKM (KZ2) Group 1

Strecke / track: 1200 started: 22 classified: 22 not classified: 0

Fahrername Driver	Pieruszek Kevin	Podobsky Lukas	La Martina Alessio	Lagerström Linus	Lang Hannah	Ratl Cyril	Johansson Andreas	Jilek Michal	Forne Antonio	Costa Francesco
schnellste Runde in Runde	0:46,536 Rn. 8	0:46,557 Rn. 11	0:46,645 Rn. 7	0:46,733 Rn. 17	0:46,772 Rn. 6	0:46,811 Rn. 6	0:46,815 Rn. 17	0:46,886 Rn. 9	0:47,414 Rn. 9	0:47,882 Rn. 9
Speed	92,8 km/h	92,8 km/h	92,6 km/h	92,4 km/h	92,4 km/h	92,3 km/h	92,3 km/h	92,1 km/h	91,1 km/h	90,2 km/h
Lap 1	1:14,125	0:54,425	1:05,457	0:59,322	0:54,636	0:54,824	1:00,370	0:54,379	0:54,834	1:07,080
Lap 2	0:56,289	0:49,300	1:00,205	0:52,035	0:48,420	0:48,561	0:54,899	0:48,710	0:51,626	1:48,154
Lap 3	0:49,197	0:48,011	0:55,337	0:48,505	0:47,338	0:47,676	0:55,011	0:47,599	0:48,764	1:06,832
Lap 4	0:47,216	0:47,050	0:51,220	0:47,378	0:47,246	0:47,103	0:52,517	0:47,788	0:47,895	1:02,970
Lap 5	0:46,835	0:47,761	0:47,290	0:46,969	0:46,907	0:46,851	0:47,615	0:47,056	0:47,883	0:52,900
Lap 6	0:46,725	0:55,813	0:46,672	0:46,986	0:46,772	0:46,811	0:46,905	0:47,068	0:49,755	0:48,495
Lap 7	0:46,803	0:46,772	0:46,645	0:47,496	0:46,938	0:47,053	0:46,889	1:35,905	0:47,592	0:48,468
Lap 8	0:46,536	0:46,711	2:38,590	0:46,837	2:19,430	0:47,392	0:46,824	0:48,792	0:47,468	0:48,137
Lap 9	2:40,801	1:39,973	0:46,882	0:46,763	0:47,075	2:19,503	0:46,891	0:46,886	0:47,414	0:47,882
Lap 10	0:46,720	0:46,720	0:56,817	0:47,061	0:46,820	0:47,770	0:46,829	0:50,176	0:47,444	
Lap 11	0:46,557	0:46,557	0:50,830	1:41,928	0:51,981		0:49,861	0:49,219	2:11,974	
Lap 12	0:51,780	0:51,780	0:46,834	0:49,474			0:51,285	0:58,259	0:50,494	
Lap 13	0:51,888	0:51,888	0:46,743	0:47,447			0:48,139		0:47,513	
Lap 14	0:47,065	0:47,065		0:47,065			0:47,396		0:47,864	
Lap 15				0:46,825			0:47,212		0:47,463	
Lap 16				0:46,841			0:46,820		0:47,438	
Lap 17				0:46,733			0:46,815			

free practice DSKM (K22) Group 1 Group 1

Ziel		Sektion 1		Sektion 2		Sektion 3	
Fahrername	Zeit	Fahrername	Zeit	Fahrername	Zeit	Fahrername	Zeit
1 204 Federer,Fabian	0:45,636	204 Federer,Fabian	0:17,924	234 Vasile,Daniel	0:14,257	204 Federer,Fabian	0:13,448
2 259 Luyet,Jean	0:45,888	259 Luyet,Jean	0:18,002	204 Federer,Fabian	0:14,264	242 Kremers,Marijn	0:13,480
3 234 Vasile,Daniel	0:45,903	223 Schmitz,Alexander	0:18,034	224 Lanzani,William	0:14,271	259 Luyet,Jean	0:13,513
4 242 Kremers,Marijn	0:45,942	224 Lanzani,William	0:18,083	242 Kremers,Marijn	0:14,273	234 Vasile,Daniel	0:13,534
5 223 Schmitz,Alexander	0:46,019	234 Vasile,Daniel	0:18,094	217 Torqvist-Persson,Benjia	0:14,302	210 Horn,Moritz	0:13,574
6 224 Lanzani,William	0:46,023	261 Prosperi,Enrico	0:18,095	223 Schmitz,Alexander	0:14,357	236 Hold,Christoph	0:13,580
7 217 Torqvist-Persson,Benjia	0:46,057	252 Benni,Tommaso	0:18,108	259 Luyet,Jean	0:14,373	217 Torqvist-Persson,Benjia	0:13,592
8 236 Hold,Christoph	0:46,178	242 Kremers,Marijn	0:18,120	210 Horn,Moritz	0:14,374	223 Schmitz,Alexander	0:13,595
9 260 Hiltbrand,Pedro	0:46,259	260 Hiltbrand,Pedro	0:18,142	236 Hold,Christoph	0:14,386	260 Hiltbrand,Pedro	0:13,609
10 252 Benni,Tommaso	0:46,349	217 Torqvist-Persson,Benjia	0:18,143	255 Podobsky,Lukas	0:14,444	224 Lanzani,William	0:13,612
11 210 Horn,Moritz	0:46,460	236 Hold,Christoph	0:18,160	260 Hiltbrand,Pedro	0:14,450	220 Lagerström,Linus	0:13,648
12 261 Prosperi,Enrico	0:46,482	210 Horn,Moritz	0:18,198	252 Benni,Tommaso	0:14,567	237 Lang,Hannah	0:13,648
13 228 Pieruszek,Kevin	0:46,536	239 La Martina,Alessio	0:18,254	220 Lagerström,Linus	0:14,574	252 Benni,Tommaso	0:13,666
14 255 Podobsky,Lukas	0:46,557	237 Lang,Hannah	0:18,269	239 La Martina,Alessio	0:14,577	228 Pieruszek,Kevin	0:13,677
15 239 La Martina,Alessio	0:46,645	228 Pieruszek,Kevin	0:18,271	228 Pieruszek,Kevin	0:14,582	255 Podobsky,Lukas	0:13,680
16 220 Lagerström,Linus	0:46,733	208 Ratl,Cyrl	0:18,275	261 Prosperi,Enrico	0:14,593	261 Prosperi,Enrico	0:13,700
17 237 Lang,Hannah	0:46,772	220 Lagerström,Linus	0:18,284	208 Ratl,Cyrl	0:14,616	219 Johansson,Andreas	0:13,716
18 208 Ratl,Cyrl	0:46,811	219 Johansson,Andreas	0:18,287	219 Johansson,Andreas	0:14,675	239 La Martina,Alessio	0:13,724
19 219 Johansson,Andreas	0:46,815	255 Podobsky,Lukas	0:18,372	237 Lang,Hannah	0:14,677	208 Ratl,Cyrl	0:13,785
20 238 Jilek,Michal	0:46,886	238 Jilek,Michal	0:18,404	238 Jilek,Michal	0:14,690	238 Jilek,Michal	0:13,792
21 266 Forne,Antonio	0:47,414	266 Forne,Antonio	0:18,505	266 Forne,Antonio	0:14,789	266 Forne,Antonio	0:13,911
22 256 Costa,Francesco	0:47,882	256 Costa,Francesco	0:18,815	256 Costa,Francesco	0:14,958	256 Costa,Francesco	0:14,051

free practice DSKM (K22) Group 1 Group 1

Die schnellsten Zeiten				
Ort	Nr. Fahrername	Zeit	Streckentl.	Ø Speed
Ziel	204 Federer, Fabian	0:45,636	1200 m	94,7 km/h
Sektion 1	204 Federer, Fabian	0:17,924	531 m	106,7 km/h
Sektion 2	234 Vasilie, Daniel	0:14,257	390 m	98,5 km/h
Sektion 3	204 Federer, Fabian	0:13,448	279 m	74,7 km/h

	Strm.204 Federer, Fabian ITA SRP Racing Team			Strm.259 Luyet, Jean CHE CRG Holland			Strm.234 Vasilie, Daniel ROU DR S.R.L.			Strm.242 Kremers, Marijn ITA BIREL ART RACING S.R.L.			Strm.223 Schmitz, Alexander DEU Alexander Schmitz						
	theoretisch mögliche Bestzeit	Ziel	Sektion 3	theoretisch mögliche Bestzeit	Ziel	Sektion 3	theoretisch mögliche Bestzeit	Ziel	Sektion 3	theoretisch mögliche Bestzeit	Ziel	Sektion 3	theoretisch mögliche Bestzeit	Ziel	Sektion 3				
best	0:45,636	0:17,924	0:13,448	0:45,888	0:18,002	0:14,373	0:13,513	0:45,903	0:18,094	0:14,257	0:13,534	0:45,942	0:18,120	0:14,273	0:13,480	0:46,019	0:18,034	0:14,357	0:13,595
Runde 1	1:06,882	0:28,649	0:20,575	0:53,829	0:22,388	0:16,697	0:14,744	0:56,558	0:23,009	0:17,948	0:15,601	1:02,235	0:26,761	0:18,969	0:16,505	1:00,004	0:26,456	0:17,874	0:15,674
Runde 2	1:00,258	0:24,449	0:19,507	0:48,409	0:19,362	0:15,075	0:13,972	0:52,715	0:20,781	0:16,946	0:14,988	0:52,642	0:21,314	0:16,275	0:15,053	0:51,791	0:20,481	0:16,084	0:15,226
Runde 3	0:55,375	0:22,436	0:17,284	0:46,778	0:18,443	0:14,589	0:13,746	0:51,710	0:20,507	0:16,516	0:14,687	0:50,510	0:20,310	0:15,411	0:14,789	0:47,519	0:18,880	0:14,767	0:13,872
Runde 4	0:49,591	0:20,162	0:15,403	0:46,330	0:18,180	0:14,598	0:13,552	0:47,967	0:19,428	0:14,721	0:13,818	0:48,512	0:19,499	0:15,037	0:13,976	0:47,017	0:18,338	0:15,017	0:13,662
Runde 5	0:47,224	0:19,106	0:14,582	0:47,700	0:19,017	0:15,010	0:13,673	0:46,402	0:18,221	0:14,456	0:13,725	0:47,223	0:18,727	0:14,682	0:13,814	0:48,142	0:19,294	0:15,162	0:13,686
Runde 6	0:45,636	0:17,924	0:14,264	0:45,888	0:18,002	0:14,373	0:13,513	0:46,796	0:18,231	0:14,885	0:13,730	0:46,369	0:18,277	0:14,441	0:13,651	0:46,019	0:18,067	0:14,357	0:13,595
Runde 7	4:06,014	3:30,225	0:19,497	3:04,779	2:25,268	0:23,497	0:16,014	0:46,171	0:18,206	0:14,325	0:13,640	2:40,075	1:58,826	0:24,209	0:17,040	0:46,040	0:18,034	0:14,363	0:13,643
Runde 8	1:02,256	0:27,295	0:18,705	0:51,575	0:20,536	0:16,968	0:14,071	0:46,320	0:18,194	0:14,439	0:13,687	0:48,904	0:20,049	0:14,996	0:13,859	2:29,952	1:58,396	0:15,607	0:15,949
Runde 9				0:46,364	0:18,252	0:14,520	0:13,592	0:46,218	0:18,159	0:14,371	0:13,688	0:46,090	0:18,177	0:14,277	0:13,636	0:48,000	0:18,141	0:15,524	0:14,335
Runde 10				0:52,639	0:19,662	0:18,883	0:14,094	2:42,475	2:09,175	0:16,533	0:16,767	0:58,510	0:20,564	0:21,528	0:16,418				
Runde 11				0:47,721	0:19,417	0:14,670	0:13,634	0:48,108	0:19,140	0:14,926	0:14,042	2:13,355	1:44,709	0:14,850	0:13,796				
Runde 12								0:46,571	0:18,512	0:14,408	0:13,651	0:46,464	0:18,624	0:14,273	0:13,567				
Runde 13				0:46,025	0:18,222	0:14,260	0:13,543	0:46,025	0:18,222	0:14,260	0:13,543	0:45,942	0:18,120	0:14,342	0:13,480				
Runde 14				0:46,358	0:18,536	0:14,281	0:13,541	0:46,358	0:18,536	0:14,281	0:13,541								
Runde 15				0:46,288	0:18,497	0:14,257	0:13,534	0:46,288	0:18,497	0:14,257	0:13,534								
Runde 16				0:45,903	0:18,094	0:14,269	0:13,540	0:45,903	0:18,094	0:14,269	0:13,540								
Runde 17																			



free practice DSKM (K22) Group 1 Group 1

Die schnellsten Zeiten

Ort	Nr. Fahrername	Zeit	Streckenkil.	Ø Speed
Ziel	204 Federer, Fabian	0:45,636	1200 m	94,7 km/h
Sektion 1	204 Federer, Fabian	0:17,924	531 m	106,7 km/h
Sektion 2	234 Vastle, Daniel	0:14,257	390 m	98,5 km/h
Sektion 3	204 Federer, Fabian	0:13,448	279 m	74,7 km/h

best	Smr.224 Lanzeni,William ITA BIREL ART RACING KSW			Smr.217 Tornqvist-Persson,Benjamin SWE CRG Holland			Smr.236 Hold,Christoph AUT Maranellokart SRL			Smr.260 Hiltbrand,Pedro ESP CRG Holland			Smr.252 Benni,Tommaso ITA Tommaso Benni			
	theoretisch mögliche Bestzeit	Ziel	Sektion 3	theoretisch mögliche Bestzeit	Ziel	Sektion 3	theoretisch mögliche Bestzeit	Ziel	Sektion 3	theoretisch mögliche Bestzeit	Ziel	Sektion 3	theoretisch mögliche Bestzeit	Ziel	Sektion 3	
Runde 1	0:56,219	0:22,690	0:17,699	0:15,830	1:01,882	0:26,608	0:18,684	0:16,590	0:54,112	0:23,230	0:16,173	0:14,709	0:53,943	0:22,465	0:16,736	0:14,742
Runde 2	0:52,520	0:21,620	0:16,403	0:14,497	0:53,689	0:21,621	0:17,001	0:15,067	0:48,170	0:19,378	0:14,789	0:14,003	0:48,470	0:19,594	0:14,939	0:13,937
Runde 3	0:49,087	0:19,891	0:15,269	0:13,927	0:50,514	0:20,232	0:15,795	0:14,487	0:46,891	0:18,395	0:14,658	0:13,838	0:46,651	0:18,353	0:14,511	0:13,787
Runde 4	0:46,599	0:18,345	0:14,515	0:13,739	0:49,468	0:19,598	0:15,767	0:14,103	0:47,177	0:18,395	0:14,740	0:14,042	0:46,259	0:18,174	0:14,450	0:13,635
Runde 5	0:46,116	0:18,128	0:14,376	0:13,612	0:47,101	0:18,711	0:14,648	0:13,742	0:46,499	0:18,242	0:14,586	0:13,671	0:46,576	0:18,142	0:14,825	0:13,609
Runde 6	2:33,461	2:05,093	0:14,685	0:13,683	0:46,552	0:18,232	0:14,434	0:13,886	0:46,178	0:18,160	0:14,386	0:13,632	5:25,250	4:49,110	0:20,945	0:15,195
Runde 7	0:46,219	0:18,172	0:14,409	0:13,638	0:46,595	0:18,513	0:14,451	0:13,631	2:54,489	2:18,556	0:19,803	0:16,130				
Runde 8	0:46,023	0:18,083	0:14,325	0:13,615	3:08,524	2:28,235	0:22,252	0:18,037	0:49,732	0:19,781	0:15,724	0:14,227				
Runde 9	0:46,075	0:18,123	0:14,307	0:13,645	0:53,947	0:23,451	0:16,314	0:14,182	0:47,202	0:18,926	0:14,593	0:13,683				
Runde 10	0:46,207	0:18,252	0:14,271	0:13,684	0:54,870	0:19,030	0:21,030	0:14,810	0:46,255	0:18,169	0:14,506	0:13,580				
Runde 11	0:48,242	0:19,611	0:14,946	0:13,685	0:46,649	0:18,440	0:14,532	0:13,677	0:54,994	0:18,861	0:16,422	0:19,711				
Runde 12	0:51,211	0:22,846	0:14,698	0:13,667	0:50,689	0:19,793	0:16,491	0:14,405								
Runde 13	0:46,249	0:18,249	0:14,368	0:13,632	0:46,068	0:18,174	0:14,302	0:13,592								
Runde 14	0:46,180	0:18,183	0:14,351	0:13,646	0:46,057	0:18,143	0:14,306	0:13,608								
Runde 15	0:48,630	0:19,212	0:15,691	0:13,727												
Runde 16	0:46,108	0:18,143	0:14,341	0:13,624												
Runde 17																

free practice DSKM (K22) Group 1 Group 1

Die schnellsten Zeiten			
Ort	Nr. Fahrername	Zeit	o Speed
Ziel	204 Federer, Fabian	0:45,636	94,7 km/h
Sektion 1	204 Federer, Fabian	0:17,924	106,7 km/h
Sektion 2	234 Vastle, Daniel	0:14,257	98,5 km/h
Sektion 3	204 Federer, Fabian	0:13,448	74,7 km/h

best	Smr.210 Horn, Moritz DEU TB Racing Team			Smr.261 Prospero, Enrico ESP CRG Holland			Smr.228 Pieruszek, Kevin DEU BIREL ART RACING KSW			Smr.255 Podobsky, Lukas CZE Lukas Podobsky			Smr.239 La Martina, Alessio ITA SRP Racing Team							
	theoretisch mögliche Bestzeit	Ziel	Sektion 3	theoretisch mögliche Bestzeit	Ziel	Sektion 3	theoretisch mögliche Bestzeit	Ziel	Sektion 3	theoretisch mögliche Bestzeit	Ziel	Sektion 3	theoretisch mögliche Bestzeit	Ziel	Sektion 3					
Runde 1	0:55,623	0:23,168	0:16,760	0:15,695	0:53,375	0:22,236	0:16,503	0:14,636	1:14,125	0:28,303	0:21,749	0:24,073	0:54,425	0:23,210	0:16,574	0:14,641	1:05,457	0:28,559	0:19,933	0:16,965
Runde 2	0:48,646	0:18,956	0:15,485	0:14,205	0:48,409	0:18,746	0:15,640	0:14,023	0:56,289	0:25,256	0:16,269	0:14,764	0:49,300	0:18,975	0:16,051	0:14,274	1:00,205	0:24,416	0:19,577	0:16,212
Runde 3	0:47,434	0:18,654	0:14,859	0:13,921	0:46,998	0:18,422	0:14,746	0:13,830	0:49,197	0:19,040	0:16,001	0:14,156	0:48,011	0:19,076	0:14,925	0:14,010	0:55,337	0:22,385	0:17,402	0:15,550
Runde 4	0:46,734	0:18,366	0:14,619	0:13,749	0:46,620	0:18,311	0:14,609	0:13,700	0:47,216	0:18,539	0:14,831	0:13,846	0:47,050	0:18,534	0:14,649	0:13,867	0:51,220	0:20,682	0:16,381	0:14,157
Runde 5	0:46,847	0:18,236	0:14,643	0:13,968	0:46,482	0:18,095	0:14,593	0:13,794	0:46,835	0:18,371	0:14,699	0:13,765	0:47,761	0:18,471	0:14,647	0:14,643	0:47,290	0:18,562	0:14,890	0:13,838
Runde 6	0:46,460	0:18,198	0:14,549	0:13,713	3:44,658	3:05,884	0:23,004	0:15,770	0:46,725	0:18,378	0:14,621	0:13,726	0:55,813	0:27,070	0:14,851	0:13,892	0:46,672	0:18,254	0:14,694	0:13,724
Runde 7	3:38,113	3:01,695	0:20,027	0:16,391	0:49,079	0:19,692	0:15,447	0:13,940	0:46,803	0:18,484	0:14,642	0:13,677	0:46,772	0:18,390	0:14,589	0:13,793	0:46,645	0:18,324	0:14,578	0:13,743
Runde 8	0:50,123	0:20,157	0:15,593	0:14,373	0:46,595	0:18,265	0:14,615	0:13,715	0:46,536	0:18,271	0:14,582	0:13,683	0:46,711	0:18,399	0:14,496	0:13,816	2:38,590	2:08,704	0:15,693	0:14,193
Runde 9	0:52,671	0:21,978	0:16,625	0:14,068	0:46,595	0:18,265	0:14,615	0:13,715	2:40,801	2:08,107	0:16,118	0:16,576	1:39,973	1:11,244	0:14,860	0:13,869	0:46,882	0:18,480	0:14,581	0:13,821
Runde 10	0:48,483	0:19,905	0:14,778	0:13,800	0:46,595	0:18,265	0:14,615	0:13,715	0:46,720	0:18,377	0:14,529	0:13,814	0:46,720	0:18,377	0:14,529	0:13,814	0:56,817	0:26,684	0:16,266	0:13,867
Runde 11	0:47,407	0:19,217	0:14,581	0:13,609	0:46,595	0:18,265	0:14,615	0:13,715	0:46,557	0:18,372	0:14,444	0:13,741	0:46,557	0:18,372	0:14,444	0:13,741	0:50,830	0:22,263	0:14,808	0:13,759
Runde 12	0:47,239	0:19,177	0:14,480	0:13,582	0:46,595	0:18,265	0:14,615	0:13,715	0:51,780	0:22,229	0:15,328	0:14,223	0:51,780	0:22,229	0:15,328	0:14,223	0:46,834	0:18,491	0:14,577	0:13,766
Runde 13	0:46,585	0:18,517	0:14,444	0:13,624	0:46,595	0:18,265	0:14,615	0:13,715	0:51,888	0:23,234	0:14,782	0:13,872	0:51,888	0:23,234	0:14,782	0:13,872	0:46,743	0:18,363	0:14,578	0:13,802
Runde 14	0:46,469	0:18,521	0:14,374	0:13,574	0:46,595	0:18,265	0:14,615	0:13,715	0:47,065	0:18,806	0:14,579	0:13,680	0:47,065	0:18,806	0:14,579	0:13,680	0:46,645	0:18,254	0:14,577	0:13,724
Runde 15																				

free practice DSKM (K22) Group 1 Group 1

Die schnellsten Zeiten

Ort	Nr. Fahrername	Zeit	Streckentl.	Ø Speed
Ziel	204 Federer, Fabian	0:45,636	1200 m	94,7 km/h
Sektion 1	204 Federer, Fabian	0:17,924	531 m	106,7 km/h
Sektion 2	234 Vastle, Daniel	0:14,257	390 m	98,5 km/h
Sektion 3	204 Federer, Fabian	0:13,448	279 m	74,7 km/h

	Smr.220 Lagerström, Linus SWE JP Racing			Smr.237 Lang, Hannah GBR MK Racing			Smr.208 Rotl, Cyril CHE Kart-Club Oerlikon			Smr.219 Johansson, Andreas SWE CRG Holland			Smr.238 Jilek, Michal CZE Solgat Motorsport		
	theoretisch mögliche Bestzeit	Ziel	Sektion 3	theoretisch mögliche Bestzeit	Ziel	Sektion 3	theoretisch mögliche Bestzeit	Ziel	Sektion 3	theoretisch mögliche Bestzeit	Ziel	Sektion 3	theoretisch mögliche Bestzeit	Ziel	Sektion 3
best	0:46,733	0:18,284	0:14,574	0:46,772	0:18,269	0:14,677	0:46,811	0:18,275	0:14,616	0:46,815	0:18,287	0:14,675	0:46,886	0:18,404	0:14,690
Runde 1	0:59,322	0:25,405	0:18,093	0:54,636	0:22,762	0:17,054	0:54,824	0:22,582	0:16,805	1:00,370	0:25,880	0:19,139	0:54,379	0:22,934	0:16,443
Runde 2	0:52,035	0:21,231	0:16,233	0:48,420	0:19,311	0:15,098	0:48,561	0:19,202	0:15,239	0:54,899	0:21,493	0:17,262	0:48,710	0:19,359	0:15,215
Runde 3	0:48,505	0:19,197	0:15,218	0:47,338	0:18,536	0:14,910	0:47,676	0:18,814	0:14,873	0:55,011	0:22,103	0:17,370	0:47,599	0:18,789	0:14,809
Runde 4	0:47,378	0:18,570	0:14,985	0:47,246	0:18,576	0:14,849	0:47,103	0:18,562	0:14,669	0:52,517	0:22,607	0:15,622	0:47,788	0:18,989	0:14,986
Runde 5	0:46,969	0:18,292	0:14,757	0:46,907	0:18,394	0:14,778	0:46,851	0:18,388	0:14,616	0:47,615	0:18,879	0:14,965	0:47,056	0:18,414	0:14,777
Runde 6	0:46,986	0:18,538	0:14,685	0:46,772	0:18,447	0:14,677	0:46,811	0:18,275	0:14,751	0:46,905	0:18,375	0:14,795	0:47,068	0:18,457	0:14,699
Runde 7	0:47,496	0:18,966	0:14,746	0:46,938	0:18,505	0:14,688	0:47,053	0:18,410	0:14,706	0:46,889	0:18,373	0:14,741	0:46,819	0:18,457	0:14,699
Runde 8	0:46,837	0:18,371	0:14,634	0:46,832	0:18,430	0:15,961	0:47,392	0:18,469	0:14,664	0:46,824	0:18,365	0:14,700	0:46,792	0:18,600	0:14,955
Runde 9	0:46,763	0:18,306	0:14,664	0:47,075	0:18,547	0:14,771	2:19,503	1:50,424	0:15,087	0:46,891	0:18,362	0:14,756	0:48,792	0:18,600	0:14,955
Runde 10	0:47,061	0:18,496	0:14,748	0:46,820	0:18,269	0:14,843	0:47,770	0:18,647	0:15,109	0:46,829	0:18,322	0:14,675	0:46,886	0:18,404	0:14,690
Runde 11	1:41,928	1:11,788	0:16,015	0:51,981	0:20,170	0:16,923	0:49,861	0:18,287	0:14,810	0:49,861	0:18,287	0:14,810	0:50,176	0:18,456	0:15,021
Runde 12	0:49,474	0:18,760	0:16,787	0:49,927	0:19,916	0:15,487	0:51,285	0:21,916	0:15,487	0:51,285	0:21,916	0:15,487	0:49,219	0:20,028	0:15,231
Runde 13	0:47,447	0:18,997	0:14,682	0:48,139	0:19,559	0:14,805	0:48,139	0:19,559	0:14,805	0:48,139	0:19,559	0:14,805	0:58,259	0:25,934	0:16,526
Runde 14	0:47,065	0:18,627	0:14,671	0:47,396	0:18,729	0:14,796	0:47,396	0:18,729	0:14,796	0:47,396	0:18,729	0:14,796	0:47,396	0:18,729	0:14,871
Runde 15	0:46,825	0:18,502	0:14,596	0:47,212	0:18,582	0:14,811	0:47,212	0:18,582	0:14,811	0:47,212	0:18,582	0:14,811	0:47,212	0:18,582	0:14,819
Runde 16	0:46,841	0:18,413	0:14,780	0:46,820	0:18,413	0:14,780	0:46,820	0:18,413	0:14,780	0:46,820	0:18,413	0:14,780	0:46,820	0:18,413	0:13,752
Runde 17	0:46,733	0:18,284	0:14,574	0:46,815	0:18,417	0:14,682	0:46,815	0:18,417	0:14,682	0:46,815	0:18,417	0:14,682	0:50,176	0:18,456	0:15,021

free practice DSKM (K22) Group 1 Group 1

Die schnellsten Zeiten				
Ort	Nr. Fahrername	Zeit	Streckenl.	Ø Speed
Ziel	204 Federer, Fabian	0:45,636	1200 m	94,7 km/h
Sektion 1	204 Federer, Fabian	0:17,924	531 m	106,7 km/h
Sektion 2	234 Vastle, Daniel	0:14,257	390 m	98,5 km/h
Sektion 3	204 Federer, Fabian	0:13,448	279 m	74,7 km/h

best	Snr.266 Forne, Antonio ESP			Snr.256 Costa, Francesco ITA			Ziel	Sektion 1	Sektion 2	Sektion 3	Ziel	Sektion 1	Sektion 2	Sektion 3
	CRG Holland			Francesco Costa										
	theoretisch mögliche Bestzeit: 0:47,205			theoretisch mögliche Bestzeit: 0:47,824										
Runde 1	0:47,414	0:18,505	0:14,789	0:47,882	0:18,815	0:14,958	0:47,882	0:18,815	0:14,958	0:14,051				
Runde 2	0:54,894	0:22,561	0:17,162	1:07,080	0:28,233	0:21,346	1:07,080	0:28,233	0:21,346	0:17,501				
Runde 3	0:51,626	0:20,009	0:16,065	1:48,154	1:13,947	0:17,620	1:48,154	1:13,947	0:17,620	0:16,587				
Runde 4	0:48,764	0:19,240	0:15,415	1:06,832	0:23,511	0:22,098	1:06,832	0:23,511	0:22,098	0:21,223				
Runde 5	0:47,895	0:18,675	0:15,174	1:02,970	0:30,973	0:17,359	1:02,970	0:30,973	0:17,359	0:14,638				
Runde 6	0:47,883	0:18,652	0:14,985	0:52,900	0:22,909	0:15,680	0:52,900	0:22,909	0:15,680	0:14,311				
Runde 7	0:47,592	0:18,653	0:14,903	0:48,495	0:19,121	0:15,119	0:48,495	0:19,121	0:15,119	0:14,255				
Runde 8	0:47,468	0:18,596	0:14,887	0:48,468	0:18,815	0:15,430	0:48,468	0:18,815	0:15,430	0:14,223				
Runde 9	0:47,414	0:18,565	0:14,789	0:48,137	0:18,886	0:15,030	0:48,137	0:18,886	0:15,030	0:14,221				
Runde 10	0:47,444	0:18,505	0:14,842	0:47,882	0:18,873	0:14,958	0:47,882	0:18,873	0:14,958	0:14,051				
Runde 11	2:11,974	1:40,978	0:16,733											
Runde 12	0:50,494	0:20,639	0:15,691											
Runde 13	0:47,513	0:18,556	0:14,860											
Runde 14	0:47,864	0:18,929	0:14,873											
Runde 15	0:47,463	0:18,579	0:14,904											
Runde 16	0:47,438	0:18,624	0:14,903											
Runde 17														