

DKM
DEUTSCHE KART MEISTERSCHAFT

DMSB

Ergebnisse Results DKM

INT. DMSB

KARTRENNEN LONATO(ITA)

13. - 15. April 2018

- Deutsche Kart Meisterschaft (DKM)
- Deutsche Junioren Kart Meisterschaft (DJKM)
- Deutsche Schaltkart Meisterschaft (DSKM)
- DMSB Schalt Kart Cup (DSKC)

vorläufig - ohne Gewähr

Pos	StNr.	Fahrer	Nation	Bewerber/Sponsor	Nation	Lizenz / B-Lizenz	Siege	Gesamt- punkte	Lonato (ITA)			
									TQ	Heats	Race 1	Race 2
1	39	Thompson, Harry	GBR	Ricky Flynn Motorsport	GBR	265302 162392	2	58	8	25	25	
2	86	Sasse, Hugo	DEU	TB Racing Team	DEU	IKCR 1147248 KBF 1116906		56	5	15	20	16
3	42	Maloney, Zane	BRB	Ricky Flynn Motorsport	GBR	376 162392		36	3	10	10	13
4	36	Van Der Helm, Tijmen	NLD	KSM Schumacher Racing Team	DEU	35964 KBF1067587		33	4	9		20
5	30	Haverkort, Kas	NLD	Zanardi racing team	NLD	36154 28613		31	9	13		9
6	46	Nielsen, Nicklas	DNK	KSM Schumacher Racing Team	DEU	31727 KBF1067587		29	1	12	16	
7	15	Maisch, Luca	DEU	TB Racing Team	DEU	IKC 1154306 KBF 1116906		19	5	4		10
8	66	Zug, Marius	DEU	TB Racing Team	DEU	IKC 1153313 KBF 1116906		18			7	11
9	18	Rosso, Andrea	ITA	CRG Holland	NLD	344925 15521		17	6		11	
10	13	Tauscher, Alexander	DEU	Lanari Racing Team	DEU	IKC 1162751 KBF 1159049		16	7	8		1
11	49	Van Berlo, Glenn	NLD	LENNOX RACING TEAM	ITA	36847 322955		9	3		6	
12	22	Fritsch, Valentino	DEU	BIREL ART RACING KSW	AUT	IKB 1173038 BK 102		8				8
13	4	Arnold, Felix	DEU	KSM Schumacher Racing Team	DEU	IKA 1138542 KBF 1067587		8			1	7
14	34	Saarijärvi, Frans-Emil	FIN	KOSKI MOTORSPORT	FIN	34765557 50054310		8			5	3
15	8	Liwinski, David	NLD	Mach1 Motorsport	DEU	35786 KBF 1005514		6				6
16	33	Kortelainen, Rasmus	FIN	KOSKI MOTORSPORT	FIN	34745739 50054310		5				5
17	77	Tramnitz, Tim	DEU	KSM Schumacher Racing Team	DEU	IKCR 1161254 KBF 1067587		5	2		3	
18	19	Tröger, Niels	DEU	RTG Kartsport	DEU	IKC 1139697 KBF 1166823		4				4
19	10	O'dey, Levi	DEU	KSM Schumacher Racing Team	DEU	IKCR 1164486 KBF 1067587		2			2	
20	54	Lehtonen, Henri	FIN	KOSKI MOTORSPORT	FIN	28654661 50054310		2				2
21	11	Ferati, Jasin	CHE	KSM Schumacher Racing Team	DEU	502257 KBF 1067587		1	1			

DMSB RegNr 08-2018

R 19 DKM (OK) Race 2

NEU - 1 - NEW

Strecke / track: 1200m

fastest Lap Kortelainen, Rasmus at: 0:46,878


started: 33 classified: 32 not classified: 1 excluded: 1 not started: 1

Doc. 4.1

Pos	Str. Nr.	Fahrer / Driver	Nation	Bewerber/Sponsor	Nation	Lizenz / B-Lizenz	Chassis/Motor/Reifen	Points	Runden Laps	Gesamtzeit Differenz	Abstand Gap	beste Runde best Lap	in R. in L.	o Geschw. g Speed
1	39	Thompson, Harry	GBR	Ricky Flynn Motorsport	GBR	265302 162392	FA Kart / Vortex / Vega	25	21	16:41,849		0:46,963	18	90,6 km/h 92 km/h
2	36	Van Der Helm, Tijmen	NLD	KSM Schumacher Racing Team	DEU	35964 KBF1067587	Tony Kart / Vortex / Vega	20	21	16:41,895 0:00,046	0:00,046	0:47,006	10	90,5 km/h 91,9 km/h
3	86	Sasse, Hugo	DEU	TB Racing Team	DEU	IKCR 1147248 KBF 1116906	Kart Republic / Iame / Vega	16	21	16:41,897 0:00,048	0:00,002	0:46,994	5	90,5 km/h 91,9 km/h
4	42	Maloney, Zane	GBR	Ricky Flynn Motorsport	GBR	376 162392	FA Kart / Vortex / Vega	13	21	16:42,766 0:00,917	0:00,869	0:47,002	6	90,5 km/h 91,9 km/h
5	66	Zug, Marius	DEU	TB Racing Team	DEU	IKC 1153313 KBF 1116906	Kart Republic / Parilla / Vega	11	21	16:43,018 0:01,169	0:00,252	0:47,003	6	90,4 km/h 91,9 km/h
6	15	Maisch, Luca	DEU	TB Racing Team	DEU	IKC 1154304 KBF 1116906	Kart Republic / Iame / Vega	10	21	16:45,046 0:03,197	0:02,028	0:46,899	7	90,3 km/h 92,1 km/h
7	30	Haverkort, Kas	NLD	Zanardi racing team	NLD	36154 28613	CRG / TM / Vega	9	21	16:48,745 0:06,896	0:03,699	0:47,016	6	89,9 km/h 91,9 km/h
8	22	Fritsch, Valentino	DEU	BIREL ART RACING KSW	AUT	IKB 1173038 BK 102	BirelART / TM / Vega	8	21	16:48,917 0:07,068	0:00,172	0:46,976	7	89,9 km/h 92 km/h
9	4	Arnold, Felix	DEU	KSM Schumacher Racing Team	DEU	IKA 1138542 KBF 1067587	Tony Kart / Vortex / Vega	7	21	16:50,875 0:09,026	0:01,958	0:47,033	10	89,7 km/h 91,9 km/h
10	8	Liwinski, David	NLD	Mach1 Motorsport	DEU	35786 KBF 1005514	Mach1 / Parilla Iame OK / Vega	6	21	16:50,955 0:09,106	0:00,080	0:46,920	17	89,7 km/h 92,1 km/h
11	33	Kortelainen, Rasmus	FIN	KOSKI MOTORSPORT	FIN	34745735 50054310	Tony Kart / Vortex / Vega	5	21	16:51,076 0:09,227	0:00,121	0:46,878	6	89,7 km/h 92,2 km/h
12	19	Tröger, Niels	DEU	RTG Kartsport	DEU	IKC 1139697 KBF 1166823	CRG / Iame / Vega	4	21	16:51,170 0:09,321	0:00,094	0:47,018	11	89,7 km/h 91,9 km/h
13	34	Saarijärvi, Frans-Emil	FIN	KOSKI MOTORSPORT	FIN	34765557 50054310	Tony Kart / Vortex / Vega	3	21	16:51,518 0:09,669	0:00,348	0:47,158	10	89,7 km/h 91,6 km/h
14	54	Lehtonen, Henri	FIN	KOSKI MOTORSPORT	FIN	28654661 50054310	Tony Kart / Vortex / Vega	2	21	16:51,776 0:09,927	0:00,258	0:47,156	9	89,7 km/h 91,6 km/h
15	13	Tauscher, Alexander	DEU	Lanari Racing Team	DEU	IKC 1162751 KBF 1159049	Kart Republic / Iame / Vega	1	21	16:52,194 0:10,345	0:00,418	0:47,137	10	89,6 km/h 91,6 km/h
16	38	Buus, Bastian	DNK	RS Competition	DNK	59991 36053	Tony Kart / Vortex / Vega	0	21	16:52,252 0:10,403	0:00,058	0:46,971	6	89,6 km/h 92 km/h
17	18	Rosso, Andrea	ITA	CRG Holland	NLD	344925 15521	CRG / TM / Vega	0	21	16:54,470 0:12,621	0:02,218	0:46,953	17	89,4 km/h 92 km/h
18	32	Dörr, Phil	DEU	TB Racing Team	DEU	IKC 1162847 KBF 1116906	Kart Republic / Parilla / Vega	0	21	16:55,124 0:13,275	0:00,654	0:47,247	18	89,4 km/h 91,4 km/h
19	49	Van Berlo, Glenn	NLD	LENNOX RACING TEAM	ITA	36847 322955	Exprit / Vortex / Vega	0	21	16:55,784 0:13,935	0:00,660	0:47,057	6	89,3 km/h 91,8 km/h
20	17	Füngeling, Luke	DEU	Valier Motorsport	DEU	IKC 1136804 KBF 1063735	SODI / Iame / Vega	0	21	16:55,938 0:14,089	0:00,154	0:47,144	10	89,3 km/h 91,6 km/h
21	51	Pedersen, Nicolai	DNK	Brian Pedersen	DNK	65102 65885	Kosmic / Vortex / Vega	*	21	16:56,458 0:14,609	0:00,520	0:47,356	18	89,3 km/h 91,2 km/h
22	55	Qufaj, David	DEU	KSB RACING TEAM	AUT	IKC 1141427 BK 002	Kosmic / Vortex / Vega	0	21	16:56,661 0:14,812	0:00,203	0:47,171	5	89,2 km/h 91,6 km/h
23	77	Tramnitz, Tim	DEU	KSM Schumacher Racing Team	DEU	IKCR 1161254 KBF 1067587	Tony Kart / Vortex / Vega	0	21	16:56,957 0:15,108	0:00,296	0:47,017	17	89,2 km/h 91,9 km/h
24	11	Ferati, Jasin	CHE	KSM Schumacher Racing Team	DEU	502257 KBF 1067587	Tony Kart / Vortex / Vega	0	21	16:57,701 0:15,852	0:00,744	0:47,146	17	89,1 km/h 91,6 km/h
25	25	Hansen, Mads E	DNK	TK Racing	DNK	39007 52208	FA Kart / IAME / Vega	0	21	16:58,147 0:16,298	0:00,446	0:47,044	7	89,1 km/h 91,8 km/h
26	29	Skjellerup, Oliver	DNK	Robert Schlunssen	DNK	58044 36053	Tony Kart / Vortex / Vega	0	21	16:59,820 0:17,971	0:01,673	0:47,184	8	89 km/h 91,6 km/h
27	40	Fusen, Jan David	DEU	Solgat Motorsport	DEU	IKC 1137577 KBF 1079882	BirelArt / TM / Vega	0	20	16:09,834 1 R	1 R	0:47,447	11	91 km/h 91,6 km/h
28	10	O'dey, Levi	DEU	KSM Schumacher Racing Team	DEU	IKCR 1164484 KBF 1067587	Tony Kart / Vortex / Vega	0	14	11:16,260 7 R	6 R	0:47,174	10	89,4 km/h 91,6 km/h
29	57	Coluccio, Luigi	ITA	BIREL ART RACING KSW	AUT	344161 BK102	BirelART / Tm Racing / Vega	0	6	4:55,074 15 R	8 R	0:46,926	5	87 km/h 90 km/h
30	21	Anderrüti, Leandro	CHE	S.R.T. Motorsport	CHE	500212 500063	OTK / Vortex / Vega	0	6	4:57,854 15 R	0:02,780	0:48,003	4	87 km/h 90 km/h
31	7	Enders, Paul	DEU	RTG Kartsport	DEU	IKCR 1141745 KBF 1166823	CRG / Iame / Vega	0	1	0:56,267 20 R	5 R	0:52,411	1	76,8 km/h 82,4 km/h
32	45	Read, Tyler	GBR	Ricky Flynn Motorsport	GBR	263145 162392	FA Alonso / Vortex / Vega	0	0	0:03,108 21 R	1 R			
the following drivers did not start.														
14	Tröger, Tim	DEU	Mach1 Motorsport	DEU	IKC 1132554 KBF 1005514	Mach1 / Iame / Vega								
46	Nielsen, Nicklas	DNK												EXCLUDED

StNr. 29,25,18,49 5 sec penalty Frontfiring
 StNr. 55,11,77 5 sec penalty Pushing
 StNr. 46 Exclusion from final

Rennleitung: Kai Medefind Racedirektor: Thomas Lainer
 Sportkommissare: Th. Ferrero / U. Bell / H. Seidel / P. Acerbi
 Techn. Kommissare: H-J. Dangers / M. Grasshoff / C. Schmidt / D. Pietzko / M. Somera / A. Mazzanti
 Zeitnahme: KART-DATA timing service Franz Schieszler / Martin Summerer

Zeitnahme / timekeeping
 control

 Franz Schieszler
 Aushangzeit: 16:02:19



www.kart-dm.de



R 19 DKM (OK) Race 2

Strecke / track: 1200

Fahrername Driver	Thompson Harry	Van Der Helm Tijmen	Sasse Hugo	Maloney Zane	Zug Marius	Maisch Luca	Haverkort Kas	Fritsch Valentino	Arnold Felix	Liwinski David	Kortelainen Rasmus	Tröger Niels
schnellste Runde	0:46,963 Rn. 18	0:47,006 Rn. 10	0:46,994 Rn. 5	0:47,002 Rn. 6	0:47,003 Rn. 6	0:46,899 Rn. 7	0:47,016 Rn. 6	0:46,976 Rn. 7	0:47,033 Rn. 10	0:46,920 Rn. 17	0:46,878 Rn. 6	0:47,018 Rn. 11
Speed	92,0 km/h	91,9 km/h	91,9 km/h	91,9 km/h	91,9 km/h	92,1 km/h	91,9 km/h	92,0 km/h	91,9 km/h	92,1 km/h	92,2 km/h	91,9 km/h
Lap 1	0:49,182	0:50,083	0:51,145	0:50,567	0:51,091	0:51,955	0:50,158	0:52,254	0:51,470	0:54,716	0:53,109	0:51,492
Lap 2	0:48,585	0:48,548	0:48,425	0:48,489	0:48,658	0:48,486	0:48,513	0:49,081	0:48,533	0:49,181	0:49,362	0:49,036
Lap 3	0:47,950	0:47,617	0:47,643	0:47,590	0:47,628	0:48,232	0:47,742	0:47,713	0:48,427	0:48,643	0:48,513	0:48,201
Lap 4	0:47,397	0:47,269	0:47,213	0:47,147	0:47,338	0:47,327	0:47,250	0:47,168	0:47,830	0:47,470	0:49,151	0:47,493
Lap 5	0:47,151	0:47,086	0:46,994	0:47,095	0:47,060	0:46,993	0:47,075	0:47,581	0:47,179	0:47,095	0:47,276	0:47,893
Lap 6	0:47,007	0:47,016	0:47,014	0:47,002	0:47,003	0:47,170	0:47,016	0:47,556	0:47,232	0:47,282	0:46,878	0:47,855
Lap 7	0:47,005	0:47,078	0:47,011	0:47,086	0:47,125	0:46,899	0:47,464	0:46,976	0:47,148	0:47,097	0:47,209	0:47,032
Lap 8	0:47,441	0:47,419	0:47,514	0:47,558	0:47,322	0:47,295	0:47,585	0:47,534	0:47,429	0:47,049	0:47,731	0:47,584
Lap 9	0:47,358	0:47,639	0:47,346	0:47,266	0:47,375	0:47,097	0:48,081	0:47,153	0:47,191	0:47,116	0:47,149	0:47,692
Lap 10	0:47,150	0:47,006	0:47,305	0:47,356	0:47,325	0:47,081	0:47,241	0:47,077	0:47,033	0:47,053	0:47,017	0:47,404
Lap 11	0:47,342	0:47,321	0:47,415	0:47,347	0:47,268	0:47,162	0:47,338	0:47,111	0:47,342	0:47,028	0:47,733	0:47,018
Lap 12	0:47,469	0:47,394	0:47,448	0:47,509	0:48,105	0:47,408	0:48,260	0:47,550	0:47,291	0:48,297	0:47,115	0:47,221
Lap 13	0:48,159	0:48,044	0:48,068	0:48,110	0:47,822	0:48,219	0:47,986	0:47,659	0:48,263	0:47,222	0:47,475	0:47,565
Lap 14	0:48,371	0:48,341	0:48,183	0:48,139	0:48,085	0:48,430	0:48,590	0:47,962	0:48,619	0:47,484	0:47,117	0:47,871
Lap 15	0:47,520	0:47,443	0:47,396	0:47,569	0:47,528	0:48,674	0:49,136	0:48,417	0:49,203	0:48,207	0:47,574	0:49,815
Lap 16	0:47,429	0:47,515	0:47,518	0:47,846	0:47,660	0:47,412	0:47,596	0:47,614	0:47,431	0:47,278	0:47,296	0:47,831
Lap 17	0:47,390	0:47,075	0:47,187	0:47,321	0:47,244	0:47,122	0:47,256	0:47,255	0:47,191	0:46,920	0:47,065	0:47,175
Lap 18	0:46,963	0:47,081	0:47,037	0:47,168	0:47,117	0:47,194	0:47,494	0:47,596	0:47,175	0:47,175	0:47,333	0:47,157

**R 19 DKM (OK) Race 2**

Strecke / track: 1200

Fahrername Driver	Thompson Harry	Van Der Helm Tijmen	Sasse Hugo	Maloney Zane	Zug Marius	Maisch Luca	Haverkort Kas	Fritsch Valentino	Arnold Felix	Liwinski David	Kortelainen Rasmus	Tröger Niels
Lap 19	0:47,492	0:47,720	0:47,561	0:47,420	0:47,549	0:47,462	0:48,640	0:48,132	0:49,368	0:48,660	0:47,597	0:48,491
Lap 20	0:47,327	0:47,445	0:47,263	0:47,611	0:47,395	0:47,211	0:48,117	0:48,110	0:47,756	0:47,620	0:47,718	0:47,914
Lap 21	0:48,343	0:47,725	0:47,070	0:47,285	0:47,211	0:47,338	0:47,990	0:48,085	0:48,978	0:48,962	0:48,514	0:48,482



R 19 DKM (OK) Race 2

Strecke / track: 1200

Fahrername Driver	Saarijärvi Frans-Emil	Lehtonen Henri	Tauscher Alexander	Buus Bastian	Rosso Andrea	Dörr Phil	Van Berlo Glenn	Füngeling Luke	Pedersen Nicolai	Qufaj David	Trammnitz Tim	Ferati Jasin
schnellste Runde	0:47,158 Rn. 10	0:47,156 Rn. 9	0:47,137 Rn. 10	0:46,971 Rn. 6	0:46,953 Rn. 17	0:47,247 Rn. 18	0:47,057 Rn. 6	0:47,144 Rn. 10	0:47,356 Rn. 18	0:47,171 Rn. 5	0:47,017 Rn. 17	0:47,146 Rn. 17
Speed	91,6 km/h	91,6 km/h	91,6 km/h	92,0 km/h	92,0 km/h	91,4 km/h	91,8 km/h	91,6 km/h	91,2 km/h	91,6 km/h	91,9 km/h	91,6 km/h
Lap 1	0:51,147	0:52,614	0:51,589	0:53,755	0:49,891	0:52,982	0:50,880	0:52,488	0:53,537	0:52,284	0:51,299	0:52,166
Lap 2	0:48,953	0:48,759	0:51,113	0:50,506	0:48,491	0:49,077	0:48,916	0:49,228	0:49,451	0:49,056	0:48,807	0:49,316
Lap 3	0:47,668	0:49,537	0:48,448	0:48,260	0:47,626	0:48,514	0:47,782	0:50,959	0:48,587	0:48,144	0:48,420	0:50,195
Lap 4	0:47,528	0:47,977	0:47,625	0:48,639	0:47,275	0:47,504	0:47,459	0:48,890	0:49,137	0:47,324	0:47,238	0:48,203
Lap 5	0:47,787	0:47,260	0:47,774	0:47,149	0:47,159	0:47,683	0:47,528	0:47,828	0:48,028	0:47,171	0:47,290	0:47,405
Lap 6	0:47,845	0:47,187	0:47,309	0:46,971	0:47,038	0:47,724	0:47,057	0:47,407	0:47,688	0:47,616	0:48,052	0:47,327
Lap 7	0:47,527	0:47,455	0:47,219	0:47,305	0:46,986	0:47,617	0:47,143	0:47,390	0:47,605	0:47,190	0:47,493	0:47,419
Lap 8	0:47,548	0:47,379	0:47,536	0:47,815	0:47,484	0:47,557	0:47,820	0:47,653	0:47,572	0:47,426	0:48,275	0:47,515
Lap 9	0:47,401	0:47,156	0:48,140	0:47,046	0:47,944	0:47,413	0:47,311	0:47,267	0:47,470	0:47,805	0:47,652	0:47,276
Lap 10	0:47,158	0:47,327	0:47,137	0:47,577	0:47,822	0:48,140	0:47,133	0:47,144	0:47,477	0:47,277	0:47,852	0:47,212
Lap 11	0:47,470	0:47,340	0:47,390	0:47,665	0:47,324	0:50,888	0:47,221	0:47,249	0:47,644	0:47,184	0:47,264	0:49,531
Lap 12	0:47,878	0:47,443	0:47,846	0:47,363	0:49,010	0:47,680	0:47,435	0:47,319	0:47,716	0:47,245	0:47,368	0:47,279
Lap 13	0:47,947	0:47,611	0:47,795	0:47,579	0:49,111	0:47,646	0:48,501	0:47,402	0:47,696	0:47,653	0:47,677	0:47,415
Lap 14	0:48,202	0:47,663	0:47,580	0:47,520	0:48,213	0:47,282	0:48,067	0:48,778	0:47,547	0:47,724	0:47,780	0:47,843
Lap 15	0:48,996	0:47,876	0:50,385	0:47,763	0:49,384	0:48,104	0:48,870	0:48,883	0:47,625	0:49,962	0:48,855	0:47,611
Lap 16	0:47,579	0:47,848	0:47,406	0:47,396	0:47,510	0:47,517	0:47,545	0:47,777	0:47,935	0:48,621	0:48,817	0:47,262
Lap 17	0:47,298	0:47,396	0:47,197	0:47,172	0:46,953	0:48,599	0:47,332	0:49,254	0:48,995	0:47,282	0:47,017	0:47,146
Lap 18	0:47,539	0:47,195	0:47,636	0:47,349	0:47,294	0:47,247	0:47,291	0:47,282	0:47,356	0:47,322	0:47,427	0:47,198

**R 19 DKM (OK) Race 2**

Strecke / track: 1200

Fahrername Driver	Saarijärvi Frans-Emil	Lehtonen Henri	Tauscher Alexander	Buus Bastian	Rosso Andrea	Dörr Phil	Van Berlo Glenn	Füngeling Luke	Pedersen Nicolaï	Qufaj David	Tramnitz Tim	Ferati Jasin
Lap 19	0:48,821	0:48,358	0:47,529	0:47,677	0:49,290	0:47,560	0:49,813	0:47,428	0:47,547	0:47,813	0:48,859	0:47,466
Lap 20	0:48,277	0:47,660	0:47,565	0:48,018	0:47,439	0:47,273	0:47,681	0:47,292	0:47,463	0:47,485	0:48,129	0:47,860
Lap 21	0:48,638	0:47,953	0:47,439	0:47,821	0:48,270	0:47,341	0:49,237	0:47,386	0:47,408	0:48,677	0:47,800	0:47,859

R 19 DKM (OK) Race 2

Strecke / track: 1200

Fahrername Driver	Hansen Mads E	Skjellerup Oliver	Fusen Jan David	O 'dey Levi	Coluccio Luigi	Anderrüfi Leandro	Enders Paul	Read Tyler	Tröger Tim
schnellste Runde in Runde	0:47,044 Rn. 7	0:47,184 Rn. 8	0:47,447 Rn. 11	0:47,174 Rn. 10	0:46,926 Rn. 5	0:48,003 Rn. 4	0:52,411 Rn. 1		
Speed	91,8 km/h	91,6 km/h	91,0 km/h	91,6 km/h	92,1 km/h	90,0 km/h	82,4 km/h		
Lap 1	0:53,088	0:52,400	0:54,680	0:52,091	0:52,084	0:52,266	0:52,411		
Lap 2	0:49,176	0:49,037	0:49,657	0:48,859	0:48,999	0:49,059			
Lap 3	0:48,291	0:50,081	0:48,348	0:47,907	0:48,398	0:48,873			
Lap 4	0:47,202	0:47,841	0:49,114	0:47,444	0:47,230	0:48,003			
Lap 5	0:47,352	0:47,207	0:47,823	0:47,660	0:46,926	0:48,428			
Lap 6	0:47,393	0:47,231	0:49,206	0:47,222	0:47,082	0:48,145			
Lap 7	0:47,044	0:47,573	0:47,652	0:47,278					
Lap 8	0:47,229	0:47,184	0:47,828	0:47,840					
Lap 9	0:47,310	0:47,250	0:47,448	0:49,097					
Lap 10	0:47,046	0:47,732	0:47,462	0:47,174					
Lap 11	0:47,355	0:47,794	0:47,447	0:47,183					
Lap 12	0:48,059	0:47,364	0:47,588	0:47,533					
Lap 13	0:47,725	0:48,392	0:47,664	0:47,731					
Lap 14	0:47,374	0:48,527	0:47,692	0:48,282					
Lap 15	0:49,570	0:49,495	0:47,545						
Lap 16	0:47,458	0:47,672	0:47,627						
Lap 17	0:47,392	0:47,585	0:47,961						
Lap 18	0:47,338	0:47,487	0:47,731						

**R 19 DKM (OK) Race 2**

Strecke / track: 1200

Fahrername Driver	Hansen Mads E	Skjellerup Oliver	Fusen Jan David	O 'dey Levi	Coluccio Luigi	Anderrüti Leandro	Enders Paul	Read Tyler	Tröger Tim
Lap 19	0:48,129	0:47,613	0:47,650						
Lap 20	0:48,820	0:47,459	0:47,722						
Lap 21	0:48,082	0:47,319							

R 19 DKM (OK) Race 2

Ziel		Sektion 1		Sektion 2		Sektion 3	
Fahrername	Zeit	Fahrername	Zeit	Fahrername	Zeit	Fahrername	Zeit
1 33 Kortelainen,Rasmus	0:46,878	39 Thompson,Harry	0:18,375	33 Kortelainen,Rasmus	0:14,312	57 Coluccio,Luigi	0:13,998
2 15 Maisch,Luca	0:46,899	36 Van Der Helm,Tijmen	0:18,380	57 Coluccio,Luigi	0:14,350	25 Hansen,Mads E	0:14,000
3 8 Liwinski,David	0:46,920	15 Maisch,Luca	0:18,383	8 Liwinski,David	0:14,353	66 Zug,Marius	0:14,007
4 57 Coluccio,Luigi	0:46,926	42 Maloney,Zane	0:18,384	10 O 'dey,Levi	0:14,353	8 Liwinski,David	0:14,026
5 18 Rosso,Andrea	0:46,953	33 Kortelainen,Rasmus	0:18,393	49 Van Berlo,Glenn	0:14,375	32 Dörr,Phil	0:14,034
6 39 Thompson,Harry	0:46,963	46 Nielsen,Nicklas	0:18,403	38 Buus,Bastian	0:14,377	18 Rosso,Andrea	0:14,041
7 38 Buus,Bastian	0:46,971	18 Rosso,Andrea	0:18,411	42 Maloney,Zane	0:14,378	33 Kortelainen,Rasmus	0:14,044
8 22 Fritsch,Valentino	0:46,976	8 Liwinski,David	0:18,413	34 Saarijärvi,Frans-Emil	0:14,379	15 Maisch,Luca	0:14,048
9 46 Nielsen,Nicklas	0:46,990	30 Haverkort,Kas	0:18,423	30 Haverkort,Kas	0:14,380	86 Sasse,Hugo	0:14,056
10 86 Sasse,Hugo	0:46,994	66 Zug,Marius	0:18,428	39 Thompson,Harry	0:14,384	17 Füngeling,Luke	0:14,073
11 42 Maloney,Zane	0:47,002	22 Fritsch,Valentino	0:18,431	15 Maisch,Luca	0:14,385	4 Arnold,Felix	0:14,076
12 66 Zug,Marius	0:47,003	19 Träger,Niels	0:18,436	86 Sasse,Hugo	0:14,399	55 Qufaj,David	0:14,082
13 36 Van Der Helm,Tijmen	0:47,006	57 Coluccio,Luigi	0:18,437	77 Tramnitz,Tim	0:14,412	30 Haverkort,Kas	0:14,085
14 30 Haverkort,Kas	0:47,016	86 Sasse,Hugo	0:18,440	54 Lehtonen,Henri	0:14,418	46 Nielsen,Nicklas	0:14,086
15 77 Tramnitz,Tim	0:47,017	77 Tramnitz,Tim	0:18,448	18 Rosso,Andrea	0:14,424	22 Fritsch,Valentino	0:14,090
16 19 Träger,Niels	0:47,018	17 Füngeling,Luke	0:18,451	19 Träger,Niels	0:14,425	13 Tauscher,Alexander	0:14,098
17 4 Arnold,Felix	0:47,033	38 Buus,Bastian	0:18,453	4 Arnold,Felix	0:14,431	77 Tramnitz,Tim	0:14,119
18 25 Hansen,Mads E	0:47,044	25 Hansen,Mads E	0:18,459	46 Nielsen,Nicklas	0:14,435	11 Ferati,Jason	0:14,121
19 49 Van Berlo,Glenn	0:47,057	49 Van Berlo,Glenn	0:18,462	22 Fritsch,Valentino	0:14,444	29 Skjellerup,Oliver	0:14,121
20 13 Tauscher,Alexander	0:47,137	54 Lehtonen,Henri	0:18,466	36 Van Der Helm,Tijmen	0:14,447	38 Buus,Bastian	0:14,123
21 17 Füngeling,Luke	0:47,144	29 Skjellerup,Oliver	0:18,466	29 Skjellerup,Oliver	0:14,454	19 Träger,Niels	0:14,128
22 11 Ferati,Jason	0:47,146	10 O 'dey,Levi	0:18,467	17 Füngeling,Luke	0:14,457	36 Van Der Helm,Tijmen	0:14,130
23 54 Lehtonen,Henri	0:47,156	51 Pedersen,Nicolai	0:18,469	13 Tauscher,Alexander	0:14,467	42 Maloney,Zane	0:14,139
24 34 Saarijärvi,Frans-Emil	0:47,158	4 Arnold,Felix	0:18,484	11 Ferati,Jason	0:14,473	39 Thompson,Harry	0:14,141
25 55 Qufaj,David	0:47,171	13 Tauscher,Alexander	0:18,492	25 Hansen,Mads E	0:14,475	54 Lehtonen,Henri	0:14,154
26 10 O 'dey,Levi	0:47,174	34 Saarijärvi,Frans-Emil	0:18,507	32 Dörr,Phil	0:14,512	49 Van Berlo,Glenn	0:14,163
27 29 Skjellerup,Oliver	0:47,184	11 Ferati,Jason	0:18,508	55 Qufaj,David	0:14,522	51 Pedersen,Nicolai	0:14,167
28 32 Dörr,Phil	0:47,247	55 Qufaj,David	0:18,529	66 Zug,Marius	0:14,532	10 O 'dey,Levi	0:14,193
29 51 Pedersen,Nicolai	0:47,356	32 Dörr,Phil	0:18,549	51 Pedersen,Nicolai	0:14,542	34 Saarijärvi,Frans-Emil	0:14,199
30 40 Fussen,Jan David	0:47,447	40 Fussen,Jan David	0:18,582	40 Fussen,Jan David	0:14,550	40 Fussen,Jan David	0:14,223
31 21 Anderrüti,Leandro	0:48,003	21 Anderrüti,Leandro	0:18,732	21 Anderrüti,Leandro	0:14,556	21 Anderrüti,Leandro	0:14,483
32 7 Enders,Paul	0:52,411	7 Enders,Paul	0:20,973	45 Read,Tyler	0:15,801	7 Enders,Paul	0:15,568
33 45 Read,Tyler		45 Read,Tyler	0:21,216	7 Enders,Paul	0:15,870	45 Read,Tyler	

GERMAN KARTING CHAMPIONSHIPS 2018

13-15 / 04 / 2018

DMSB RegNr 88-2018

R 19 DKM (OK) Race 2

Die schnellsten Zeiten

Ort	Nr. Fahrername	Zeit	Streckl.	Ø Speed
Ziel	33 Kortelainen,Rasmus	0:46,878	1200 m	92,2 km/h
Sektion 1	39 Thompson,Harry	0:18,375	531 m	104,0 km/h
Sektion 2	33 Kortelainen,Rasmus	0:14,312	390 m	98,1 km/h
Sektion 3	57 Coluccio,Luigi	0:13,998	279 m	71,8 km/h

Runde	Strm.46 Nielsen,Nicklas DNK		Strm.39 Thompson,Harry GBR		Strm.36 Van Der Helm,Tijmen NLD		Strm.86 Sasse,Hugo DEU		Strm.42 Maloney,Zane BRB											
	theoretisch mögliche Bestzeit	Ziel	theoretisch mögliche Bestzeit	Ziel	theoretisch mögliche Bestzeit	Ziel	theoretisch mögliche Bestzeit	Ziel	theoretisch mögliche Bestzeit	Ziel										
best	0:46,990	0:18,403	0:14,435	0:14,086	0:49,182	0:19,355	0:15,039	0:14,788	0:50,083	0:19,885	0:15,044	0:15,154	0:46,994	0:18,440	0:14,399	0:14,056	0:47,002	0:18,384	0:14,378	0:14,139
Runde 1	0:49,344	0:19,373	0:15,219	0:14,752	0:49,182	0:19,355	0:15,039	0:14,788	0:50,083	0:19,885	0:15,044	0:15,154	0:51,145	0:20,692	0:15,216	0:15,237	0:50,567	0:20,332	0:15,264	0:14,971
Runde 2	0:48,265	0:18,952	0:14,916	0:14,397	0:48,585	0:18,925	0:14,901	0:14,759	0:48,548	0:19,060	0:14,912	0:14,576	0:48,425	0:19,128	0:14,864	0:14,433	0:48,489	0:19,090	0:14,938	0:14,461
Runde 3	0:47,663	0:18,746	0:14,649	0:14,268	0:47,950	0:18,783	0:14,822	0:14,345	0:47,617	0:18,659	0:14,652	0:14,306	0:47,643	0:18,687	0:14,662	0:14,294	0:47,590	0:18,744	0:14,624	0:14,222
Runde 4	0:47,255	0:18,555	0:14,555	0:14,145	0:47,397	0:18,535	0:14,516	0:14,228	0:47,269	0:18,535	0:14,516	0:14,218	0:47,213	0:18,591	0:14,478	0:14,144	0:47,147	0:18,523	0:14,485	0:14,139
Runde 5	0:47,144	0:18,482	0:14,517	0:14,145	0:47,151	0:18,482	0:14,485	0:14,184	0:47,086	0:18,460	0:14,483	0:14,143	0:46,994	0:18,476	0:14,462	0:14,056	0:47,095	0:18,451	0:14,432	0:14,212
Runde 6	0:46,990	0:18,469	0:14,435	0:14,086	0:47,007	0:18,427	0:14,427	0:14,153	0:47,016	0:18,439	0:14,447	0:14,130	0:47,014	0:18,440	0:14,500	0:14,074	0:47,002	0:18,438	0:14,378	0:14,186
Runde 7	0:47,022	0:18,416	0:14,478	0:14,128	0:47,005	0:18,375	0:14,408	0:14,222	0:47,078	0:18,460	0:14,482	0:14,136	0:47,011	0:18,464	0:14,432	0:14,115	0:47,086	0:18,384	0:14,422	0:14,280
Runde 8	0:47,627	0:18,536	0:14,685	0:14,406	0:47,441	0:18,470	0:14,613	0:14,358	0:47,419	0:18,481	0:14,529	0:14,409	0:47,514	0:18,505	0:14,618	0:14,391	0:47,558	0:18,493	0:14,542	0:14,523
Runde 9	0:47,390	0:18,565	0:14,612	0:14,213	0:47,358	0:18,569	0:14,512	0:14,277	0:47,639	0:18,545	0:14,654	0:14,440	0:47,346	0:18,680	0:14,486	0:14,180	0:47,266	0:18,612	0:14,503	0:14,151
Runde 10	0:47,123	0:18,489	0:14,516	0:14,118	0:47,150	0:18,506	0:14,503	0:14,141	0:47,006	0:18,380	0:14,466	0:14,160	0:47,305	0:18,503	0:14,410	0:14,392	0:47,356	0:18,528	0:14,469	0:14,359
Runde 11	0:47,299	0:18,490	0:14,567	0:14,242	0:47,342	0:18,472	0:14,564	0:14,306	0:47,321	0:18,501	0:14,557	0:14,263	0:47,415	0:18,558	0:14,646	0:14,211	0:47,347	0:18,505	0:14,570	0:14,272
Runde 12	0:47,502	0:18,592	0:14,708	0:14,202	0:47,469	0:18,532	0:14,597	0:14,340	0:47,394	0:18,498	0:14,622	0:14,274	0:47,448	0:18,658	0:14,571	0:14,219	0:47,509	0:18,583	0:14,692	0:14,234
Runde 13	0:48,230	0:18,867	0:14,908	0:14,455	0:48,159	0:18,752	0:14,911	0:14,496	0:48,044	0:18,729	0:14,935	0:14,380	0:48,068	0:18,825	0:14,781	0:14,462	0:48,110	0:18,842	0:14,833	0:14,435
Runde 14	0:48,337	0:18,940	0:14,967	0:14,430	0:48,371	0:18,837	0:15,030	0:14,504	0:48,341	0:18,762	0:15,017	0:14,562	0:48,183	0:18,844	0:14,742	0:14,597	0:48,139	0:18,836	0:14,833	0:14,470
Runde 15	0:47,525	0:18,651	0:14,619	0:14,255	0:47,520	0:18,637	0:14,617	0:14,266	0:47,443	0:18,560	0:14,616	0:14,267	0:47,396	0:18,622	0:14,502	0:14,272	0:47,569	0:18,639	0:14,568	0:14,362
Runde 16	0:47,527	0:18,575	0:14,724	0:14,228	0:47,429	0:18,557	0:14,605	0:14,267	0:47,515	0:18,542	0:14,677	0:14,296	0:47,518	0:18,665	0:14,558	0:14,295	0:47,846	0:18,574	0:14,626	0:14,646
Runde 17	0:47,245	0:18,486	0:14,565	0:14,194	0:47,390	0:18,501	0:14,534	0:14,355	0:47,075	0:18,469	0:14,454	0:14,152	0:47,187	0:18,605	0:14,421	0:14,161	0:47,321	0:18,532	0:14,522	0:14,267
Runde 18	0:47,033	0:18,403	0:14,516	0:14,114	0:46,963	0:18,410	0:14,384	0:14,169	0:47,081	0:18,441	0:14,494	0:14,146	0:47,037	0:18,494	0:14,399	0:14,144	0:47,168	0:18,497	0:14,493	0:14,178
Runde 19	0:47,467	0:18,487	0:14,657	0:14,323	0:47,492	0:18,552	0:14,547	0:14,393	0:47,720	0:18,535	0:14,670	0:14,515	0:47,561	0:18,584	0:14,622	0:14,405	0:47,420	0:18,575	0:14,524	0:14,321
Runde 20	0:47,507	0:18,542	0:14,506	0:14,459	0:47,327	0:18,508	0:14,495	0:14,324	0:47,445	0:18,589	0:14,568	0:14,288	0:47,263	0:18,539	0:14,480	0:14,244	0:47,611	0:18,648	0:14,629	0:14,334
Runde 21	0:47,779	0:18,742	0:14,692	0:14,345	0:48,343	0:18,644	0:14,818	0:14,881	0:47,725	0:18,431	0:14,556	0:14,738	0:47,070	0:18,468	0:14,421	0:14,181	0:47,285	0:18,471	0:14,539	0:14,275

GERMAN KARTING CHAMPIONSHIPS 2018

13-15 / 04 / 2018

DMSB RegNr 88-2018

R 19 DKM (OK) Race 2

Die schnellsten Zeiten

Ort	Nr. Fahrername	Zeit	Streckl.	Ø Speed
Ziel	33 Kortelainen,Rasmus	0:46,878	1200 m	92,2 km/h
Sektion 1	39 Thompson,Harry	0:18,375	531 m	104,0 km/h
Sektion 2	33 Kortelainen,Rasmus	0:14,312	390 m	98,1 km/h
Sektion 3	57 Coluccio,Luigi	0:13,998	279 m	71,8 km/h

	Stmr.66 Zug,Marius DEU TB Racing Team		Stmr.15 Maisch,Luca DEU TB Racing Team		Stmr.30 Haverkort,Kas NLD Zanardi racing team		Stmr.22 Fritsch,Valentino DEU BIREL ART RACING KSW		Stmr.18 Rosso,Andrea ITA CRG Holland	
	theoretisch mögliche Bestzeit	Ziel	theoretisch mögliche Bestzeit	Ziel	theoretisch mögliche Bestzeit	Ziel	theoretisch mögliche Bestzeit	Ziel	theoretisch mögliche Bestzeit	Ziel
best	0:47,003	0:18,428	0:14,532	0:14,007	0:46,899	0:18,383	0:14,385	0:14,048	0:46,953	0:18,411
Runde 1	0:51,091	0:20,271	0:15,403	0:15,417	0:51,955	0:21,005	0:15,676	0:15,274	0:49,891	0:20,047
Runde 2	0:48,658	0:19,283	0:14,987	0:14,388	0:48,486	0:19,074	0:14,882	0:14,530	0:48,491	0:19,117
Runde 3	0:47,628	0:18,740	0:14,650	0:14,238	0:48,232	0:18,668	0:14,970	0:14,594	0:47,626	0:18,655
Runde 4	0:47,338	0:18,613	0:14,598	0:14,127	0:47,327	0:18,441	0:14,548	0:14,338	0:47,275	0:18,637
Runde 5	0:47,060	0:18,521	0:14,532	0:14,007	0:46,993	0:18,413	0:14,528	0:14,052	0:47,159	0:18,486
Runde 6	0:47,003	0:18,437	0:14,555	0:14,011	0:47,170	0:18,519	0:14,385	0:14,266	0:47,038	0:18,422
Runde 7	0:47,125	0:18,515	0:14,539	0:14,071	0:46,899	0:18,399	0:14,452	0:14,101	0:46,986	0:18,411
Runde 8	0:47,322	0:18,488	0:14,674	0:14,160	0:47,295	0:18,383	0:14,555	0:14,357	0:47,484	0:18,476
Runde 9	0:47,375	0:18,642	0:14,599	0:14,134	0:47,097	0:18,447	0:14,527	0:14,123	0:47,944	0:18,702
Runde 10	0:47,325	0:18,502	0:14,692	0:14,131	0:47,081	0:18,451	0:14,564	0:14,066	0:47,822	0:18,567
Runde 11	0:47,268	0:18,523	0:14,648	0:14,097	0:47,162	0:18,443	0:14,625	0:14,094	0:47,324	0:18,530
Runde 12	0:48,105	0:18,743	0:15,008	0:14,354	0:47,408	0:18,472	0:14,641	0:14,295	0:49,010	0:19,050
Runde 13	0:47,822	0:18,733	0:14,886	0:14,203	0:48,219	0:19,058	0:14,727	0:14,434	0:49,111	0:19,139
Runde 14	0:48,085	0:18,834	0:14,936	0:14,315	0:48,430	0:18,838	0:14,817	0:14,775	0:48,213	0:18,996
Runde 15	0:47,528	0:18,624	0:14,657	0:14,247	0:48,674	0:18,990	0:15,194	0:14,490	0:49,384	0:18,670
Runde 16	0:47,660	0:18,622	0:14,830	0:14,208	0:47,412	0:18,519	0:14,656	0:14,237	0:47,510	0:18,607
Runde 17	0:47,244	0:18,532	0:14,623	0:14,089	0:47,122	0:18,503	0:14,515	0:14,104	0:46,953	0:18,454
Runde 18	0:47,117	0:18,428	0:14,574	0:14,115	0:47,194	0:18,487	0:14,554	0:14,153	0:47,294	0:18,460
Runde 19	0:47,549	0:18,635	0:14,661	0:14,253	0:47,462	0:18,486	0:14,628	0:14,348	0:49,290	0:18,784
Runde 20	0:47,395	0:18,588	0:14,664	0:14,143	0:47,211	0:18,480	0:14,525	0:14,206	0:47,439	0:18,616
Runde 21	0:47,211	0:18,509	0:14,571	0:14,131	0:47,338	0:18,576	0:14,557	0:14,205	0:48,270	0:18,610
										0:14,798
										0:14,862

R 19 DKM (OK) Race 2

Die schnellsten Zeiten			
Ort	Nr. Fahrername	Zeit	Ø Speed
Ziel	33 Kortelainen,Rasmus	0:46,878	92,2 km/h
Sektion 1	39 Thompson,Harry	0:18,375	104,0 km/h
Sektion 2	33 Kortelainen,Rasmus	0:14,312	98,1 km/h
Sektion 3	57 Coluccio,Luigi	0:13,998	71,8 km/h

Snr.34 Saarijervi,Frans-Emil FIN KOSKI MOTORSPORT		Snr.55 Quittaj,David DEU KSB RACING TEAM		Snr.54 Lehtonen,Henri FIN KOSKI MOTORSPORT		Snr.77 Tramitz,Tim DEU KSM Schumacher Racing Team		Snr.13 Tauscher,Alexander DEU Lanari Racing Team							
theoretisch mögliche Bestzeit: 0:47,085		theoretisch mögliche Bestzeit: 0:47,133		theoretisch mögliche Bestzeit: 0:47,038		theoretisch mögliche Bestzeit: 0:46,979		theoretisch mögliche Bestzeit: 0:47,057							
Ziel	Sektion 1	Sektion 2	Sektion 3	Ziel	Sektion 1	Sektion 2	Sektion 3	Ziel	Sektion 1	Sektion 2	Sektion 3				
best	0:47,158	0:18,507	0:14,379	0:14,379	0:18,529	0:14,522	0:14,082	0:47,017	0:18,448	0:14,412	0:14,119	0:47,137	0:18,492	0:14,467	0:14,098
Runde 1	0:51,147	0:20,732	0:15,196	0:15,219	0:52,284	0:20,841	0:16,083	0:15,360	0:51,299	0:20,826	0:15,284	0:15,189	0:51,589	0:20,977	0:15,273
Runde 2	0:48,953	0:19,209	0:14,949	0:14,795	0:49,056	0:19,053	0:15,206	0:14,797	0:48,807	0:19,076	0:14,985	0:14,746	0:51,113	0:19,934	0:15,560
Runde 3	0:47,668	0:18,757	0:14,611	0:14,300	0:48,144	0:18,884	0:14,935	0:14,325	0:48,420	0:19,093	0:14,766	0:14,561	0:48,448	0:18,822	0:15,233
Runde 4	0:47,528	0:18,672	0:14,543	0:14,313	0:47,324	0:18,598	0:14,560	0:14,166	0:47,238	0:18,549	0:14,478	0:14,211	0:47,625	0:18,805	0:14,628
Runde 5	0:47,787	0:18,623	0:14,457	0:14,707	0:47,171	0:18,549	0:14,540	0:14,082	0:47,290	0:18,448	0:14,652	0:14,190	0:47,774	0:19,078	0:14,583
Runde 6	0:47,845	0:18,668	0:14,430	0:14,747	0:47,616	0:18,567	0:14,615	0:14,434	0:48,052	0:18,878	0:14,479	0:14,695	0:47,309	0:18,582	0:14,525
Runde 7	0:47,527	0:18,540	0:14,438	0:14,549	0:47,190	0:18,538	0:14,566	0:14,086	0:47,493	0:18,472	0:14,568	0:14,453	0:47,219	0:18,570	0:14,508
Runde 8	0:47,548	0:18,626	0:14,526	0:14,396	0:47,426	0:18,566	0:14,539	0:14,321	0:48,275	0:18,546	0:14,481	0:15,248	0:47,536	0:18,610	0:14,662
Runde 9	0:47,401	0:18,554	0:14,555	0:14,292	0:47,805	0:18,983	0:14,663	0:14,159	0:47,652	0:18,692	0:14,511	0:14,449	0:48,140	0:18,648	0:14,656
Runde 10	0:47,158	0:18,538	0:14,379	0:14,241	0:47,277	0:18,558	0:14,539	0:14,180	0:47,852	0:18,456	0:14,444	0:14,952	0:47,137	0:18,546	0:14,467
Runde 11	0:47,470	0:18,544	0:14,547	0:14,379	0:47,184	0:18,529	0:14,543	0:14,112	0:47,264	0:18,622	0:14,493	0:14,149	0:47,390	0:18,758	0:14,501
Runde 12	0:47,878	0:18,613	0:14,933	0:14,332	0:47,245	0:18,579	0:14,582	0:14,084	0:47,368	0:18,538	0:14,605	0:14,225	0:47,846	0:18,661	0:14,962
Runde 13	0:47,947	0:18,816	0:14,662	0:14,469	0:47,653	0:18,650	0:14,632	0:14,371	0:47,677	0:18,682	0:14,593	0:14,402	0:47,795	0:18,705	0:14,758
Runde 14	0:48,202	0:18,722	0:14,737	0:14,743	0:47,724	0:18,686	0:14,697	0:14,341	0:47,780	0:18,611	0:14,743	0:14,426	0:47,580	0:18,606	0:14,652
Runde 15	0:48,996	0:18,684	0:14,982	0:15,330	0:49,962	0:18,708	0:14,943	0:16,311	0:48,855	0:18,567	0:14,722	0:15,566	0:50,385	0:18,555	0:17,339
Runde 16	0:47,579	0:18,674	0:14,529	0:14,376	0:48,621	0:18,701	0:15,037	0:14,883	0:48,817	0:19,246	0:14,942	0:14,629	0:47,406	0:18,638	0:14,655
Runde 17	0:47,298	0:18,622	0:14,477	0:14,199	0:47,282	0:18,610	0:14,522	0:14,150	0:47,017	0:18,486	0:14,412	0:14,119	0:47,197	0:18,548	0:14,551
Runde 18	0:47,539	0:18,507	0:14,456	0:14,576	0:47,322	0:18,567	0:14,558	0:14,197	0:47,427	0:18,464	0:14,467	0:14,496	0:47,636	0:18,519	0:14,598
Runde 19	0:48,821	0:18,712	0:15,086	0:15,023	0:47,813	0:18,643	0:14,673	0:14,497	0:48,859	0:18,903	0:14,738	0:15,218	0:47,529	0:18,597	0:14,620
Runde 20	0:48,277	0:19,178	0:14,579	0:14,520	0:47,485	0:18,644	0:14,562	0:14,279	0:48,129	0:18,602	0:14,515	0:15,012	0:47,565	0:18,600	0:14,706
Runde 21	0:48,638	0:18,845	0:14,720	0:15,073	0:48,677	0:18,828	0:14,751	0:15,098	0:47,800	0:18,556	0:14,580	0:14,684	0:47,439	0:18,492	0:14,531

GERMAN KARTING CHAMPIONSHIPS 2018

13-15 / 04 / 2018

DMSB RegNr 88-2018

R 19 DNK (OK) Race 2

Die schnellsten Zeiten

Ort	Nr. Fahrername	Zeit	Streckl.	Ø Speed
Ziel	33 Kortelainen,Rasmus	0:46,878	1200 m	92,2 km/h
Sektion 1	39 Thompson,Harry	0:18,375	531 m	104,0 km/h
Sektion 2	33 Kortelainen,Rasmus	0:14,312	390 m	98,1 km/h
Sektion 3	57 Coluccio,Luigi	0:13,998	279 m	71,8 km/h

	Snr.38 Bus, Bastian DNK RS Competition		Snr.11 Ferati, Jasin CHE KSM Schumacher Racing Team		Snr.25 Hansen, Mads E DNK TK Racing		Snr.29 Skjellerup, Oliver DNK Robert Schlunssen		Snr.32 Dörr, Phil DEU TB Racing Team			
	theoretisch mögliche Bestzeit: 0:46,953	Ziel	theoretisch mögliche Bestzeit: 0:47,102	Ziel	theoretisch mögliche Bestzeit: 0:46,994	Ziel	theoretisch mögliche Bestzeit: 0:47,041	Ziel	theoretisch mögliche Bestzeit: 0:47,095	Ziel		
best	0:46,971	0:18,453	0:14,377	0:14,123	0:47,146	0:18,508	0:14,473	0:14,121	0:47,146	0:18,549	0:14,512	0:14,034
Runde 1	0:53,755	0:20,657	0:16,085	0:17,013	0:52,166	0:21,101	0:15,886	0:15,179	0:52,982	0:21,610	0:16,214	0:15,158
Runde 2	0:50,506	0:21,234	0:14,784	0:14,488	0:49,316	0:19,180	0:15,057	0:15,079	0:49,077	0:19,144	0:14,861	0:15,072
Runde 3	0:48,260	0:18,691	0:14,694	0:14,875	0:50,195	0:15,017	0:15,788	0:15,788	0:48,514	0:18,886	0:14,942	0:14,686
Runde 4	0:48,639	0:19,316	0:14,875	0:14,448	0:48,203	0:19,367	0:14,628	0:14,208	0:47,504	0:18,693	0:14,686	0:14,125
Runde 5	0:47,149	0:18,556	0:14,386	0:14,207	0:47,405	0:18,634	0:14,597	0:14,174	0:47,683	0:18,930	0:14,615	0:14,138
Runde 6	0:46,971	0:18,471	0:14,377	0:14,123	0:47,327	0:18,579	0:14,558	0:14,190	0:47,724	0:18,629	0:14,613	0:14,482
Runde 7	0:47,305	0:18,486	0:14,555	0:14,264	0:47,419	0:18,508	0:14,761	0:14,150	0:47,617	0:18,735	0:14,530	0:14,352
Runde 8	0:47,815	0:18,540	0:14,549	0:14,726	0:47,515	0:18,649	0:14,538	0:14,328	0:47,557	0:18,758	0:14,641	0:14,163
Runde 9	0:47,046	0:18,484	0:14,424	0:14,138	0:47,276	0:18,579	0:14,480	0:14,217	0:47,413	0:18,687	0:14,641	0:14,085
Runde 10	0:47,577	0:18,453	0:14,824	0:14,300	0:47,212	0:18,528	0:14,473	0:14,211	0:48,140	0:18,585	0:14,589	0:14,966
Runde 11	0:47,665	0:18,821	0:14,566	0:14,278	0:49,531	0:20,662	0:14,730	0:14,139	0:50,888	0:21,574	0:15,078	0:14,236
Runde 12	0:47,363	0:18,601	0:14,474	0:14,288	0:47,279	0:18,565	0:14,546	0:14,168	0:47,680	0:18,816	0:14,714	0:14,150
Runde 13	0:47,579	0:18,581	0:14,649	0:14,349	0:47,415	0:18,619	0:14,592	0:14,204	0:47,646	0:18,833	0:14,665	0:14,148
Runde 14	0:47,520	0:18,628	0:14,496	0:14,396	0:47,843	0:18,548	0:14,925	0:14,370	0:47,282	0:18,700	0:14,548	0:14,034
Runde 15	0:47,763	0:18,579	0:14,794	0:14,390	0:47,611	0:18,609	0:14,690	0:14,312	0:48,104	0:18,634	0:14,624	0:14,846
Runde 16	0:47,396	0:18,561	0:14,532	0:14,303	0:47,262	0:18,580	0:14,494	0:14,188	0:47,517	0:18,700	0:14,569	0:14,248
Runde 17	0:47,172	0:18,532	0:14,449	0:14,191	0:47,146	0:18,528	0:14,492	0:14,126	0:48,599	0:19,896	0:14,625	0:14,078
Runde 18	0:47,349	0:18,530	0:14,477	0:14,342	0:47,198	0:18,547	0:14,530	0:14,121	0:47,247	0:18,549	0:14,556	0:14,142
Runde 19	0:47,677	0:18,598	0:14,558	0:14,521	0:47,466	0:18,623	0:14,503	0:14,340	0:47,560	0:18,678	0:14,645	0:14,237
Runde 20	0:48,018	0:18,603	0:14,604	0:14,811	0:47,860	0:18,516	0:14,541	0:14,803	0:47,273	0:18,606	0:14,512	0:14,155
Runde 21	0:47,821	0:18,514	0:14,517	0:14,790	0:47,859	0:19,009	0:14,501	0:14,349	0:47,341	0:18,576	0:14,624	0:14,141

R 19 DKM (OK) Race 2

Die schnellsten Zeiten				
Ort	Nr. Fahrername	Zeit	Streckenl.	Ø Speed
Ziel	33 Kortelainen,Rasmus	0:46,878	1200 m	92,2 km/h
Sektion 1	39 Thompson,Harry	0:18,375	531 m	104,0 km/h
Sektion 2	33 Kortelainen,Rasmus	0:14,312	390 m	98,1 km/h
Sektion 3	57 Coluccio,Luigi	0:13,998	279 m	71,8 km/h

	Snr.17 Füngling,Luke DEU Valier Motorsport			Snr.51 Pedersen,Nicolai DNK Brian Pedersen			Snr.40 Fusen,Jan David DEU Solgat Motorsport			Snr.10 O'dey,Levi DEU KSM Schumacher Racing Team			Snr.57 Coluccio,Luigi ITA BIREL ART RACING KSW		
	theoretisch mögliche Bestzeit	Ziel	Sektion 3	theoretisch mögliche Bestzeit	Ziel	Sektion 3	theoretisch mögliche Bestzeit	Ziel	Sektion 3	theoretisch mögliche Bestzeit	Ziel	Sektion 3	theoretisch mögliche Bestzeit	Ziel	Sektion 3
best	0:47,144	0:18,451	0:14,457	0:47,356	0:18,469	0:14,542	0:47,447	0:18,582	0:14,550	0:47,174	0:18,467	0:14,353	0:46,926	0:18,437	0:14,350
Runde 1	0:52,488	0:21,171	0:16,112	0:53,537	0:22,155	0:15,535	0:54,680	0:21,233	0:15,744	0:52,091	0:21,026	0:15,710	0:52,084	0:21,044	0:15,918
Runde 2	0:49,228	0:19,022	0:15,064	0:49,451	0:19,169	0:14,913	0:49,657	0:19,491	0:14,862	0:48,859	0:19,028	0:15,286	0:48,999	0:18,980	0:14,903
Runde 3	0:50,959	0:18,838	0:15,386	0:48,587	0:18,739	0:14,707	0:48,348	0:18,740	0:14,764	0:47,907	0:18,641	0:14,728	0:48,398	0:18,840	0:15,150
Runde 4	0:48,890	0:19,367	0:14,790	0:49,137	0:19,351	0:15,179	0:49,114	0:19,313	0:14,991	0:47,444	0:18,685	0:14,525	0:47,230	0:18,531	0:14,209
Runde 5	0:47,828	0:18,705	0:14,780	0:48,028	0:18,558	0:14,608	0:47,823	0:18,663	0:14,923	0:47,660	0:18,752	0:14,482	0:46,926	0:18,480	0:14,448
Runde 6	0:47,407	0:18,568	0:14,540	0:47,688	0:18,733	0:14,743	0:49,206	0:18,724	0:15,306	0:47,222	0:18,554	0:14,381	0:47,082	0:18,437	0:14,350
Runde 7	0:47,390	0:18,573	0:14,645	0:47,605	0:18,558	0:14,781	0:47,652	0:18,709	0:14,658	0:47,840	0:18,485	0:14,478	0:47,082	0:18,437	0:14,350
Runde 8	0:47,653	0:18,757	0:14,607	0:47,572	0:18,525	0:14,582	0:47,828	0:18,650	0:14,743	0:47,840	0:18,485	0:14,478	0:47,082	0:18,437	0:14,350
Runde 9	0:47,267	0:18,467	0:14,556	0:47,470	0:18,672	0:14,631	0:47,448	0:18,639	0:14,564	0:49,097	0:19,434	0:15,358	0:47,082	0:18,437	0:14,350
Runde 10	0:47,144	0:18,505	0:14,469	0:47,477	0:18,599	0:14,583	0:47,462	0:18,601	0:14,608	0:47,174	0:18,516	0:14,465	0:47,082	0:18,437	0:14,350
Runde 11	0:47,249	0:18,651	0:14,525	0:47,644	0:18,587	0:14,783	0:47,447	0:18,661	0:14,550	0:47,183	0:18,480	0:14,449	0:47,082	0:18,437	0:14,350
Runde 12	0:47,319	0:18,683	0:14,458	0:47,716	0:18,720	0:14,742	0:47,588	0:18,685	0:14,648	0:47,533	0:18,569	0:14,616	0:47,082	0:18,437	0:14,350
Runde 13	0:47,402	0:18,606	0:14,587	0:47,696	0:18,690	0:14,688	0:47,664	0:18,737	0:14,704	0:47,731	0:18,716	0:14,548	0:47,082	0:18,437	0:14,350
Runde 14	0:48,778	0:18,851	0:15,445	0:47,547	0:18,538	0:14,738	0:47,692	0:18,730	0:14,636	0:48,282	0:18,782	0:14,593	0:47,082	0:18,437	0:14,350
Runde 15	0:48,883	0:18,569	0:14,967	0:47,625	0:18,637	0:14,628	0:47,545	0:18,582	0:14,638	0:47,545	0:18,620	0:14,325	0:47,082	0:18,437	0:14,350
Runde 16	0:47,777	0:18,661	0:14,514	0:47,935	0:18,922	0:14,610	0:47,627	0:18,628	0:14,597	0:47,627	0:18,628	0:14,402	0:47,082	0:18,437	0:14,350
Runde 17	0:49,254	0:19,472	0:14,569	0:48,995	0:18,643	0:14,886	0:47,961	0:18,601	0:14,644	0:47,961	0:18,601	0:14,644	0:47,082	0:18,437	0:14,350
Runde 18	0:47,282	0:18,528	0:14,457	0:47,356	0:18,574	0:14,542	0:47,731	0:18,839	0:14,653	0:47,731	0:18,839	0:14,653	0:47,082	0:18,437	0:14,350
Runde 19	0:47,428	0:18,451	0:14,498	0:47,547	0:18,646	0:14,571	0:47,650	0:18,680	0:14,681	0:47,650	0:18,680	0:14,681	0:47,082	0:18,437	0:14,350
Runde 20	0:47,292	0:18,493	0:14,518	0:47,463	0:18,603	0:14,588	0:47,722	0:18,677	0:14,643	0:47,722	0:18,677	0:14,643	0:47,082	0:18,437	0:14,350
Runde 21	0:47,386	0:18,521	0:14,552	0:47,408	0:18,469	0:14,609	0:47,408	0:18,469	0:14,609	0:47,408	0:18,469	0:14,609	0:47,082	0:18,437	0:14,350

R 19 DKM (OK) Race 2

Die schnellsten Zeiten

Ort	Nr. Fahrername	Zeit	Streckenl.	Ø Speed
Ziel	33 Kortelainen,Kasus	0:46,878	1200 m	92,2 km/h
Sektion 1	39 Thompson,Harry	0:18,375	531 m	104,0 km/h
Sektion 2	33 Kortelainen,Kasus	0:14,312	390 m	98,1 km/h
Sektion 3	57 Coluccio,Luigi	0:13,998	279 m	71,8 km/h

	Smr.21 Anderrüti,Leandro CHE S.R.T. Motorsport	Smr.7 Enders,Paul DEU RTG Kartsport	Smr.45 Read,Tyler GBR Ricky Flynn Motorsport	
	theoretisch mögliche Bestzeit 0:47,771	theoretisch mögliche Bestzeit 0:52,411	theoretisch mögliche Bestzeit 0:37,017	
best	Ziel Sektion 1 Sektion 2 Sektion 3 0:48,003 0:18,732 0:14,556 0:14,483	Ziel Sektion 1 Sektion 2 Sektion 3 0:52,411 0:20,973 0:15,870 0:15,568	Ziel Sektion 1 Sektion 2 Sektion 3 0:21,216 0:15,801	Ziel Sektion 1 Sektion 2 Sektion 3
Runde 1	0:52,266 0:20,799 0:15,426 0:16,041	0:52,411 0:20,973 0:15,870 0:15,568	0:21,216 0:15,801	
Runde 2	0:49,059 0:19,136 0:15,152 0:14,771			
Runde 3	0:48,873 0:19,113 0:15,221 0:14,539			
Runde 4	0:48,003 0:18,813 0:14,608 0:14,582			
Runde 5	0:48,428 0:19,246 0:14,699 0:14,483			
Runde 6	0:48,145 0:18,932 0:14,556 0:14,657			
Runde 7	0:18,732			

DMSB RegNr 08-2018

R 15 DKM (OK) Race 1

NEU - 1 - NEW

Strecke / track: 1200m

fastest Lap Sasse, Hugo at: 0:46,393

started: 33 classified: 33 not classified: 0 not started: 1

Doc. 1.1

Pos	Str. Nr.	Fahrer / Driver	Nation	Bewerber/Sponsor	Nation	Lizenz / B-Lizenz	Chassis/Motor/Reifen	Points	Runden Laps	Gesamtzeit Differenz	Abstand Gap	beste Runde best Lap	in R. in L.	o Gesch. u Speed
1	39	Thompson, Harry	GBR	Ricky Flynn Motorsport	GBR	265302 162392	FA Kart / Vortex / Vega	25	21	16:31,557		0:46,681	14	91,5 km/h 92,5 km/h
2	86	Sasse, Hugo	DEU	TB Racing Team	DEU	IKCR 1147248 KBF 1116906	Kart Republic / Iame / Vega	20	21	16:31,623 0:00,066	0:00,066	0:46,393	14	91,5 km/h 93,1 km/h
3	46	Nielsen, Nicklas	DNK	KSM Schumacher Racing Team	DEU	31777 KBF1067587	Tony Kart / Vortex / Vega	16	21	16:31,892 0:00,335	0:00,269	0:46,708	14	91,5 km/h 92,5 km/h
4	30	Haverkort, Kas	NLD	Zanardi racing team	NLD	36154 28613	CRG / TM / Vega	13	21	16:32,076 0:00,519	0:00,184	0:46,547	12	91,4 km/h 92,8 km/h
5	18	Rosso, Andrea	ITA	CRG Holland	NLD	344925 15521	CRG / TM / Vega	11	21	16:32,762 0:01,205	0:00,686	0:46,705	15	91,4 km/h 92,5 km/h
6	42	Maloney, Zane	BRB	Ricky Flynn Motorsport	GBR	376 162392	FA Kart / Vortex / Vega	10	21	16:33,318 0:01,761	0:00,556	0:46,611	14	91,3 km/h 92,7 km/h
7	36	Van Der Helm, Tijmen	NLD	KSM Schumacher Racing Team	DEU	35964 KBF1067587	Tony Kart / Vortex / Vega	9	21	16:35,256 0:03,699	0:01,938	0:46,708	12	91,2 km/h 92,5 km/h
8	13	Tauscher, Alexander	DEU	Lanari Racing Team	DEU	IKC 1162751 KBF 1159049	Kart Republic / Iame / Vega	8	21	16:35,588 0:04,031	0:00,332	0:46,703	7	91,1 km/h 92,5 km/h
9	66	Zug, Marius	DEU	TB Racing Team	DEU	IKC 1153313 KBF 1116906	Kart Republic / Parilla / Vega	7	21	16:37,595 0:06,038	0:02,007	0:46,759	18	90,9 km/h 92,4 km/h
10	49	Van Berlo, Glenn	NLD	LENNOX RACING TEAM	ITA	36847 322955	Exprit / Vortex / Vega	6	21	16:37,673 0:06,116	0:00,078	0:46,708	16	90,9 km/h 92,5 km/h
11	34	Saarijärvi, Frans-Emil	FIN	KOSKI MOTORSPORT	FIN	34765557 50054310	Tony Kart / Vortex / Vega	5	21	16:38,247 0:06,690	0:00,574	0:46,855	13	90,9 km/h 92,2 km/h
12	15	Maisch, Luca	DEU	TB Racing Team	DEU	IKC 1154306 KBF 1116906	Kart Republic / Iame / Vega	4	21	16:38,579 0:07,022	0:00,332	0:46,806	16	90,8 km/h 92,3 km/h
13	77	Tramnitz, Tim	DEU	KSM Schumacher Racing Team	DEU	IKCR 1161254 KBF 1067587	Tony Kart / Vortex / Vega	3	21	16:39,430 0:07,873	0:00,851	0:46,796	16	90,8 km/h 92,3 km/h
14	10	O'dey, Levi	DEU	KSM Schumacher Racing Team	DEU	IKC 1164486 KBF 1067587	Tony Kart / Vortex / Vega	2	21	16:40,337 0:08,780	0:00,907	0:46,819	15	90,7 km/h 92,3 km/h
15	4	Arnold, Felix	DEU	KSM Schumacher Racing Team	DEU	IKA 1138542 KBF 1067587	Tony Kart / Vortex / Vega	1	21	16:42,461 0:10,904	0:02,124	0:46,772	8	90,5 km/h 92,4 km/h
16	45	Read, Tyler	GBR	Ricky Flynn Motorsport	GBR	263145 162392	FA Alonso / Vortex / Vega	0	21	16:43,693 0:12,136	0:01,232	0:46,864	8	90,4 km/h 92,2 km/h
17	19	Tröger, Niels	DEU	RTG Kartsport	DEU	IKC 1139697 KBF 1166823	CRG / Iame / Vega	0	21	16:43,713 0:12,156	0:00,020	0:46,890	12	90,4 km/h 92,1 km/h
18	8	Liwinski, David	NLD	Mach1 Motorsport	DEU	35786 KBF 1005514	Mach1 / Parilla Iame OK / Vega	0	21	16:44,348 0:12,791	0:00,635	0:46,882	18	90,3 km/h 92,1 km/h
19	21	Anderüti, Leandro	CHE	S.R.T. Motorsport	CHE	500212 500063	OTK / Vortex / Vega	0	21	16:44,746 0:13,189	0:00,398	0:46,994	9	90,3 km/h 91,9 km/h
20	17	Füngeling, Luke	DEU	Valier Motorsport	DEU	IKC 1136804 KBF 1063735	SODI / Iame / Vega	0	21	16:45,755 0:14,198	0:01,009	0:47,076	7	90,2 km/h 91,8 km/h
21	22	Fritsch, Valentino	DEU	BIREL ART RACING KSW	AUT	IKB 1173038 BK 102	BirelART / TM / Vega	0	21	16:46,708 0:15,151	0:00,953	0:47,035	12	90,1 km/h 91,8 km/h
22	7	Enders, Paul	DEU	RTG Kartsport	DEU	IKCR 1141745 KBF 1166823	CRG / Iame / Vega	0	21	16:47,230 0:15,673	0:00,522	0:47,108	7	90,1 km/h 91,7 km/h
23	55	Qufaj, David	DEU	KSB RACING TEAM	AUT	IKC 1141427 BK 002	Kosmik / Vortex / Vega	0	21	16:49,665 0:18,108	0:02,435	0:47,141	10	89,9 km/h 91,6 km/h
24	40	Fusen, Jan David	DEU	Solgat Motorsport	DEU	IKC 1137577 KBF 1079882	BirelArt / TM / Vega	0	21	16:53,467 0:21,910	0:03,802	0:47,164	10	89,5 km/h 91,6 km/h
25	32	Dörr, Phil	DEU	TB Racing Team	DEU	IKC 1162847 KBF 1116906	Kart Republic / Parilla / Vega	0	21	16:53,533 0:21,976	0:00,066	0:47,271	17	89,5 km/h 91,4 km/h
26	29	Skjellerup, Oliver	DNK	Robert Schlunssen	DNK	58044 36053	Tony Kart / Vortex / Vega	0	21	16:54,132 0:22,575	0:00,599	0:47,160	8	89,5 km/h 91,6 km/h
27	38	Buus, Bastian	DNK	RS Competition	DNK	59991 36053	Tony Kart / Vortex / Vega	0	21	16:54,183 0:22,626	0:00,051	0:47,361	17	89,5 km/h 91,2 km/h
28	25	Hansen, Mads E	DNK	TK Racing	DNK	39007 52208	FA Kart / IAME / Vega	0	21	16:58,069 0:26,512	0:03,886	0:47,406	6	89,1 km/h 91,1 km/h
29	11	Ferati, Jasin	CHE	KSM Schumacher Racing Team	DEU	502257 KBF 1067587	Tony Kart / Vortex / Vega	0	21	17:07,882 0:36,325	0:09,813	0:48,228	5	88,3 km/h 89,6 km/h
30	51	Pedersen, Nicolai	DNK	Brian Pedersen	DNK	65102 65885	Kosmic / Vortex / Vega	-	16	12:47,023 5 R	5 R	0:46,804	13	90,1 km/h 92,3 km/h
31	57	Coluccio, Luigi	ITA	BIREL ART RACING KSW	AUT	344161 BK102	BirelART / Tm Racing / Vega	0	3	2:32,766 18 R	13 R	0:48,206	3	84,8 km/h 89,6 km/h
32	33	Kortelainen, Rasmus	FIN	KOSKI MOTORSPORT	FIN	34745735 50054310	Tony Kart / Vortex / Vega	0	1	0:56,591 20 R	2 R	0:52,740	1	76,3 km/h 81,9 km/h
33	54	Lehtonen, Henri	FIN	KOSKI MOTORSPORT	FIN	28654661 50054310	Tony Kart / Vortex / Vega	0	1	0:57,502 20 R	0:00,911	0:52,653	1	75,1 km/h 82 km/h

the following drivers did not start.

14 Tröger, Tim

SINr: 8,445 5 sec penalty Frontfairing

Rennleitung: Kai Medefind Racedirektor: Thomas Lainer
 Sportkommissare: Th. Ferrero / U. Bell / H. Seidel / P. Acerbi
 Techn. Kommissare: H-J. Dangers / M. Grasshoff / C. Schmidt / D. Pietzko / M. Somera / A. Mazzanti
 Zeitnahme: KART-DATA timing service Franz Schieszler / Martin Summerer

Zeitinahme / timekeeping
 Control
 Franz Schieszler



www.kart-dm.de



NEU-1-NEW

16	33	KOSKI MOTORSPORT Kortelainen Rasmus Startposition 32	17	54	KOSKI MOTORSPORT Lehtonen Henri Startposition 33
15	51	Brian Pedersen Pedersen Nicolai Startposition 30	16	57	BIREL ART RACING KSW Coluccio Luigi Startposition 31
14	25	TK Racing Hansen Mads E Startposition 28	15	11	KSM Schumacher Racing Team Ferati Jasin Startposition 29
13	29	Robert Schlunssen Skjellerup Oliver Startposition 26	14	38	RS Competition Buus Bastian Startposition 27
12	40	Solgar Motorsport Fusen Jan David Startposition 24	13	32	TB Racing Team Dörr Phil Startposition 25
11	7	RTG Kartsport Enders Paul Startposition 22	12	55	KSB RACING TEAM Qufaj David Startposition 23
10	17	Valier Motorsport Füngeling Luke Startposition 20	11	22	BIREL ART RACING KSW Fritsch Valentino Startposition 21
9	8	Mach1 Motorsport Liwinski David Startposition 18	10	21	S.R.T. Motorsport Anderrüti Leandro Startposition 19
8	45	Ricky Flynn Motorsport Read Tyler Startposition 16	9	19	RTG Kartsport Tröger Niels Startposition 17
7	10	KSM Schumacher Racing Team O'dey Levi Startposition 14	8	4	KSM Schumacher Racing Team Arnold Felix Startposition 15
6	15	TB Racing Team Maisch Luca Startposition 12	7	77	KSM Schumacher Racing Team Tramnitz Tim Startposition 13
5	49	LENNOX RACING TEAM Van Berlo Glenn Startposition 10	6	34	KOSKI MOTORSPORT Saarijärvi Frans-Emil Startposition 11
4	13	Lanari Racing Team Tauscher Alexander Startposition 8	5	66	TB Racing Team Zug Marius Startposition 9
3	42	Ricky Flynn Motorsport Maloney Zane Startposition 6	4	36	KSM Schumacher Racing Team Van Der Helm Tijmen Startposition 7
2	30	Zanardi racing team Haverkort Kas Startposition 4	3	18	CRG Holland Rosso Andrea Startposition 5
1	86	TB Racing Team Sasse Hugo Startposition 2	2	46	KSM Schumacher Racing Team Nielsen Nicklas Startposition 3
			1	39	Ricky Flynn Motorsport Thompson Harry Startposition 1

Starting Grid DKM (OK)

Rennen 19 Race 2



R 15 DKM (OK) Race 1

Strecke / track: 1200

Fahrername Driver	Thompson Harry	Sasse Hugo	Nielsen Nicklas	Haverkort Kas	Rosso Andrea	Maloney Zane	Van Der Helm Tijmen	Tauscher Alexander	Zug Marius	Van Berlo Glenn	Saarijärvi Frans-Emil	Maisch Luca
schnellste Runde in Runde	0:46,681 Rn. 14	0:46,393 Rn. 14	0:46,708 Rn. 14	0:46,547 Rn. 12	0:46,705 Rn. 15	0:46,611 Rn. 14	0:46,708 Rn. 12	0:46,703 Rn. 7	0:46,759 Rn. 18	0:46,708 Rn. 16	0:46,855 Rn. 13	0:46,806 Rn. 16
Speed	92,5 km/h	93,1 km/h	92,5 km/h	92,8 km/h	92,5 km/h	92,7 km/h	92,5 km/h	92,5 km/h	92,4 km/h	92,5 km/h	92,2 km/h	92,3 km/h
Lap 1	0:49,097	0:49,833	0:48,593	0:49,467	0:49,816	0:48,281	0:49,930	0:49,955	0:50,042	0:50,677	0:51,353	0:50,632
Lap 2	0:47,526	0:47,522	0:47,520	0:47,379	0:47,488	0:47,705	0:47,557	0:47,747	0:47,897	0:49,798	0:49,144	0:48,330
Lap 3	0:47,199	0:47,242	0:47,488	0:47,525	0:47,088	0:47,469	0:47,201	0:47,161	0:47,255	0:47,439	0:47,459	0:47,345
Lap 4	0:47,165	0:48,636	0:47,191	0:47,354	0:47,796	0:47,615	0:47,741	0:47,585	0:47,528	0:47,034	0:47,172	0:47,262
Lap 5	0:47,272	0:46,917	0:47,011	0:46,933	0:46,825	0:47,442	0:47,094	0:46,851	0:47,111	0:46,925	0:47,224	0:46,938
Lap 6	0:46,872	0:46,830	0:46,925	0:46,854	0:46,798	0:47,358	0:47,012	0:46,787	0:46,907	0:46,890	0:47,025	0:46,868
Lap 7	0:46,735	0:46,673	0:46,950	0:46,703	0:46,843	0:47,158	0:47,107	0:46,703	0:47,068	0:46,789	0:46,943	0:46,937
Lap 8	0:46,933	0:47,807	0:47,297	0:47,028	0:47,252	0:47,141	0:47,193	0:48,461	0:47,250	0:46,810	0:46,975	0:46,835
Lap 9	0:46,774	0:47,000	0:47,289	0:47,137	0:46,831	0:46,798	0:47,152	0:46,859	0:47,998	0:46,842	0:46,970	0:47,771
Lap 10	0:46,811	0:46,399	0:47,157	0:46,902	0:46,859	0:46,831	0:47,591	0:47,205	0:47,571	0:47,055	0:47,023	0:46,930
Lap 11	0:46,898	0:46,421	0:46,898	0:46,642	0:46,853	0:46,860	0:46,879	0:46,906	0:47,204	0:46,742	0:46,971	0:46,892
Lap 12	0:46,788	0:46,809	0:46,711	0:46,547	0:46,998	0:47,221	0:46,708	0:46,911	0:46,787	0:46,756	0:47,029	0:46,873
Lap 13	0:46,826	0:46,750	0:46,763	0:46,680	0:47,554	0:47,271	0:46,807	0:47,158	0:46,893	0:46,824	0:46,855	0:46,944
Lap 14	0:46,681	0:46,393	0:46,708	0:46,730	0:46,729	0:46,611	0:46,713	0:46,818	0:47,119	0:47,076	0:47,030	0:47,376
Lap 15	0:47,120	0:46,463	0:46,772	0:46,776	0:46,705	0:46,743	0:47,030	0:46,831	0:47,058	0:46,729	0:46,989	0:46,873
Lap 16	0:47,565	0:46,993	0:47,289	0:47,515	0:46,803	0:46,904	0:46,853	0:46,836	0:46,972	0:46,708	0:47,055	0:46,806
Lap 17	0:46,785	0:47,074	0:47,537	0:47,991	0:47,096	0:47,099	0:47,036	0:47,002	0:46,904	0:46,834	0:47,110	0:46,931
Lap 18	0:46,848	0:46,607	0:46,804	0:46,963	0:46,872	0:46,961	0:47,607	0:47,428	0:46,759	0:46,884	0:47,019	0:47,491

**R 15 DKM (OK) Race 1**

Strecke / track: 1200

Fahrername Driver	Thompson Harry	Sasse Hugo	Nielsen Nicklas	Haverkort Kas	Rosso Andrea	Maloney Zane	Van Der Helm Tijmen	Tauscher Alexander	Zug Marius	Van Berlo Glenn	Saarijärvi Frans-Emil	Maisch Luca
Lap 19	0:46,985	0:46,752	0:46,896	0:46,780	0:47,296	0:47,275	0:47,574	0:47,240	0:48,043	0:47,230	0:47,076	0:48,537
Lap 20	0:48,189	0:48,340	0:47,667	0:47,593	0:47,098	0:47,476	0:47,215	0:47,337	0:47,696	0:50,486	0:47,935	0:48,673
Lap 21	0:47,252	0:47,248	0:47,293	0:47,369	0:47,784	0:48,049	0:47,780	0:48,429	0:47,834	0:47,310	0:47,796	0:47,648



R 15 DKM (OK) Race 1

Strecke / track: 1200

Fahrername Driver	Tramnitz Tim	O' dey Levi	Arnold Felix	Read Tyler	Tröger Niels	Liwinski David	Anderrüfi Leandro	Füngeling Luke	Fritsch Valentino	Enders Paul	Qufaj David	Fusen Jan David
schnellste Runde in Runde	0:46,796 Rn. 16	0:46,819 Rn. 15	0:46,772 Rn. 8	0:46,864 Rn. 8	0:46,890 Rn. 12	0:46,882 Rn. 18	0:46,994 Rn. 9	0:47,076 Rn. 7	0:47,035 Rn. 12	0:47,108 Rn. 7	0:47,141 Rn. 10	0:47,164 Rn. 10
Speed	92,3 km/h	92,3 km/h	92,4 km/h	92,2 km/h	92,1 km/h	92,1 km/h	91,9 km/h	91,8 km/h	91,8 km/h	91,7 km/h	91,6 km/h	91,6 km/h
Lap 1	0:49,970	0:52,146	0:50,874	0:52,137	0:52,343	0:51,557	0:50,808	0:53,310	0:52,108	0:51,028	0:52,438	0:52,661
Lap 2	0:47,688	0:48,941	0:48,542	0:48,311	0:48,735	0:48,951	0:48,601	0:48,933	0:49,165	0:50,786	0:50,267	0:49,767
Lap 3	0:47,224	0:47,889	0:47,174	0:48,050	0:48,972	0:48,161	0:48,749	0:49,080	0:48,282	0:48,382	0:48,337	0:48,434
Lap 4	0:47,825	0:47,986	0:47,311	0:47,298	0:48,182	0:47,744	0:48,243	0:48,075	0:47,630	0:47,882	0:48,277	0:48,045
Lap 5	0:46,958	0:47,537	0:47,058	0:47,201	0:47,412	0:47,238	0:47,838	0:47,752	0:47,366	0:47,491	0:48,135	0:48,524
Lap 6	0:46,902	0:47,056	0:47,022	0:46,875	0:47,302	0:47,015	0:47,118	0:47,397	0:47,315	0:47,301	0:47,417	0:49,053
Lap 7	0:47,098	0:46,990	0:46,887	0:47,011	0:47,195	0:47,180	0:47,031	0:47,076	0:47,278	0:47,108	0:47,416	0:47,293
Lap 8	0:47,450	0:47,050	0:46,772	0:46,864	0:48,498	0:47,030	0:47,507	0:47,245	0:47,299	0:49,532	0:47,233	0:47,272
Lap 9	0:47,213	0:46,945	0:46,850	0:46,985	0:47,428	0:46,928	0:46,994	0:47,550	0:47,190	0:47,593	0:47,557	0:47,338
Lap 10	0:47,339	0:47,448	0:46,944	0:47,039	0:46,971	0:47,044	0:47,071	0:47,444	0:47,754	0:47,352	0:47,141	0:47,164
Lap 11	0:46,813	0:46,940	0:46,795	0:46,932	0:47,064	0:47,011	0:47,167	0:47,107	0:47,159	0:47,196	0:47,532	0:47,287
Lap 12	0:46,828	0:46,863	0:46,819	0:46,959	0:46,890	0:46,890	0:47,130	0:47,372	0:47,035	0:47,747	0:47,483	0:47,267
Lap 13	0:47,403	0:47,017	0:46,782	0:46,948	0:46,917	0:46,988	0:47,121	0:47,145	0:47,117	0:47,312	0:47,764	0:47,383
Lap 14	0:47,792	0:46,861	0:47,146	0:46,954	0:46,902	0:46,931	0:47,057	0:47,089	0:47,137	0:47,171	0:47,478	0:47,478
Lap 15	0:46,920	0:46,819	0:47,751	0:47,021	0:47,065	0:46,989	0:47,111	0:47,161	0:47,146	0:47,271	0:47,339	0:47,971
Lap 16	0:46,796	0:46,989	0:46,928	0:46,940	0:46,930	0:47,023	0:47,370	0:47,270	0:47,577	0:47,270	0:47,308	0:47,255
Lap 17	0:46,824	0:46,908	0:47,058	0:47,045	0:47,252	0:47,049	0:47,755	0:47,086	0:49,550	0:47,278	0:47,433	0:47,299
Lap 18	0:47,079	0:47,035	0:46,902	0:46,916	0:47,248	0:46,882	0:47,472	0:47,155	0:47,442	0:47,351	0:47,336	0:47,289

R 15 DKM (OK) Race 1

Strecke / track: 1200

Fahrername Driver	Tramnitz Tim	O'dey Levi	Arnold Felix	Read Tyler	Tröger Niels	Liwinski David	Anderrüfi Leandro	Füngeling Luke	Fritsch Valentino	Enders Paul	Qufaj David	Fusen Jan David
Lap 19	0:48,368	0:46,970	0:47,455	0:46,912	0:47,463	0:47,021	0:47,717	0:47,387	0:48,043	0:47,345	0:47,411	0:47,695
Lap 20	0:49,562	0:47,217	0:47,609	0:48,210	0:47,016	0:47,631	0:47,574	0:47,117	0:47,384	0:47,323	0:47,217	0:48,167
Lap 21	0:47,745	0:47,072	0:47,824	0:47,645	0:47,151	0:47,890	0:47,313	0:47,116	0:47,403	0:47,478	0:47,378	0:48,773


R 15 DKM (OK) Race 1

Strecke / track: 1200

Fahrername Driver	Dörr Phil	Hansen Mads E	Skjellerup Oliver	Buus Bastian	Ferati Jasin	Pedersen Niccolai	Coluccio Luigi	Kortelainen Rasmus	Lehtonen Henri
schnellste Runde	0:47,271 Rn. 17	0:47,406 Rn. 6	0:47,160 Rn. 8	0:47,361 Rn. 17	0:48,228 Rn. 5	0:46,804 Rn. 13	0:48,206 Rn. 3	0:52,740 Rn. 1	0:52,653 Rn. 1
in Runde	91,4 km/h	91,1 km/h	91,6 km/h	91,2 km/h	89,6 km/h	92,3 km/h	89,6 km/h	81,9 km/h	82,0 km/h
Speed									
Lap 1	0:53,042	0:52,719	0:52,319	0:51,115	0:53,329	0:53,141	0:50,532	0:52,740	0:52,653
Lap 2	0:49,206	0:49,725	0:49,663	0:50,935	0:50,892	0:49,148	0:52,168		
Lap 3	0:48,247	0:48,901	0:48,387	0:48,249	0:49,213	0:48,073	0:48,206		
Lap 4	0:49,062	0:48,292	0:48,156	0:51,102	0:48,486	0:48,086			
Lap 5	0:48,590	0:47,876	0:48,659	0:48,014	0:48,228	0:47,231			
Lap 6	0:47,497	0:47,406	0:47,678	0:47,708	0:48,263	0:47,107			
Lap 7	0:47,348	0:47,417	0:47,300	0:47,639	0:48,272	0:47,110			
Lap 8	0:47,478	0:47,503	0:47,160	0:47,576	0:48,278	0:48,058			
Lap 9	0:47,903	0:47,478	0:47,500	0:47,394	0:48,435	0:47,249			
Lap 10	0:47,331	0:47,459	0:47,450	0:47,490	0:48,273	0:47,019			
Lap 11	0:47,326	0:47,440	0:47,284	0:47,628	0:48,490	0:46,879			
Lap 12	0:48,016	0:47,535	0:47,876	0:47,496	0:48,455	0:46,943			
Lap 13	0:47,596	0:48,744	0:47,841	0:48,009	0:48,515	0:46,804			
Lap 14	0:47,517	0:47,729	0:47,779	0:47,415	0:48,377	0:46,823			
Lap 15	0:48,309	0:48,161	0:47,853	0:47,532	0:48,586	0:47,115			
Lap 16	0:47,633	0:52,344	0:47,646	0:47,633	0:48,524	0:46,885			
Lap 17	0:47,271	0:47,743	0:47,460	0:47,361	0:48,630				
Lap 18	0:47,299	0:47,707	0:47,461	0:47,576	0:48,745				

**R 15 DKM (OK) Race 1**

Strecke / track: 1200

Fahrername Driver	Dörr Phil	Hansen Mads E	Skjellerup Oliver	Buus Bastian	Ferati Jasin	Pedersen Nicolai	Coluccio Luigi	Kortelainen Rasmus	Lehtonen Henri
Lap 19	0:47,413	0:47,682	0:47,293	0:47,615	0:48,514				
Lap 20	0:48,161	0:47,544	0:47,828	0:47,498	0:48,592				
Lap 21	0:48,694	0:47,681	0:49,166	0:48,941	0:48,784				

R 15 DKM (OK) Race 1

Ziel		Sektion 1		Sektion 2		Sektion 3	
Fahrername	Zeit	Fahrername	Zeit	Fahrername	Zeit	Fahrername	Zeit
1 86 Sasse,Hugo	0:46,393	86 Sasse,Hugo	0:18,276	10 0 'dey,Levi	0:14,215	86 Sasse,Hugo	0:13,780
2 30 Haverkort,Kas	0:46,547	45 Read,Tyler	0:18,328	39 Thompson,Harry	0:14,217	66 Zug,Marius	0:13,858
3 42 Maloney,Zane	0:46,611	42 Maloney,Zane	0:18,335	30 Haverkort,Kas	0:14,217	30 Haverkort,Kas	0:13,884
4 39 Thompson,Harry	0:46,681	36 Van Der Helm,Tijmen	0:18,363	86 Sasse,Hugo	0:14,232	49 Van Berlo,Glenn	0:13,898
5 13 Tauscher,Alexander	0:46,703	15 Maisch,Luca	0:18,366	49 Van Berlo,Glenn	0:14,281	15 Maisch,Luca	0:13,909
6 18 Rosso,Andrea	0:46,705	77 Tramnitz,Tim	0:18,374	46 Nielsen,Nicklas	0:14,285	4 Arnold,Felix	0:13,933
7 46 Nielsen,Nicklas	0:46,708	13 Tauscher,Alexander	0:18,378	42 Maloney,Zane	0:14,298	13 Tauscher,Alexander	0:13,940
8 36 Van Der Helm,Tijmen	0:46,708	18 Rosso,Andrea	0:18,385	18 Rosso,Andrea	0:14,299	42 Maloney,Zane	0:13,955
9 49 Van Berlo,Glenn	0:46,708	39 Thompson,Harry	0:18,389	77 Tramnitz,Tim	0:14,300	18 Rosso,Andrea	0:13,958
10 66 Zug,Marius	0:46,759	46 Nielsen,Nicklas	0:18,394	51 Pedersen,Nicolai	0:14,301	77 Tramnitz,Tim	0:13,967
11 4 Arnold,Felix	0:46,772	30 Haverkort,Kas	0:18,401	36 Van Der Helm,Tijmen	0:14,316	45 Read,Tyler	0:13,968
12 77 Tramnitz,Tim	0:46,796	51 Pedersen,Nicolai	0:18,412	4 Arnold,Felix	0:14,318	46 Nielsen,Nicklas	0:13,969
13 51 Pedersen,Nicolai	0:46,804	66 Zug,Marius	0:18,415	7 Enders,Paul	0:14,335	36 Van Der Helm,Tijmen	0:13,973
14 15 Maisch,Luca	0:46,806	10 0 'dey,Levi	0:18,417	34 Saarijärvi,Frans-Emil	0:14,339	40 Fussen,Jan David	0:13,980
15 10 0 'dey,Levi	0:46,819	4 Arnold,Felix	0:18,434	13 Tauscher,Alexander	0:14,340	39 Thompson,Harry	0:13,996
16 34 Saarijärvi,Frans-Emil	0:46,855	19 Tröger,Niels	0:18,443	8 Liwinski,David	0:14,348	51 Pedersen,Nicolai	0:13,997
17 45 Read,Tyler	0:46,864	17 Füngeling,Luke	0:18,444	15 Maisch,Luca	0:14,374	34 Saarijärvi,Frans-Emil	0:14,000
18 8 Liwinski,David	0:46,882	49 Van Berlo,Glenn	0:18,448	19 Tröger,Niels	0:14,376	19 Tröger,Niels	0:14,002
19 19 Tröger,Niels	0:46,890	34 Saarijärvi,Frans-Emil	0:18,477	17 Füngeling,Luke	0:14,386	8 Liwinski,David	0:14,004
20 21 Anderrüti,Leandro	0:46,994	8 Liwinski,David	0:18,480	66 Zug,Marius	0:14,400	21 Anderrüti,Leandro	0:14,034
21 22 Fritsch,Valentino	0:47,035	29 Skjellerup,Oliver	0:18,484	21 Anderrüti,Leandro	0:14,404	55 Qufaj,David	0:14,054
22 17 Füngeling,Luke	0:47,076	22 Fritsch,Valentino	0:18,489	38 Buus,Bastian	0:14,410	22 Fritsch,Valentino	0:14,072
23 7 Enders,Paul	0:47,108	21 Anderrüti,Leandro	0:18,505	22 Fritsch,Valentino	0:14,411	32 Dörr,Phil	0:14,075
24 55 Qufaj,David	0:47,141	55 Qufaj,David	0:18,524	45 Read,Tyler	0:14,417	25 Hansen,Mads E	0:14,085
25 29 Skjellerup,Oliver	0:47,160	7 Enders,Paul	0:18,559	40 Fussen,Jan David	0:14,429	10 0 'dey,Levi	0:14,087
26 40 Fussen,Jan David	0:47,164	32 Dörr,Phil	0:18,566	55 Qufaj,David	0:14,471	17 Füngeling,Luke	0:14,089
27 32 Dörr,Phil	0:47,271	25 Hansen,Mads E	0:18,599	29 Skjellerup,Oliver	0:14,500	11 Ferati,Janin	0:14,142
28 38 Buus,Bastian	0:47,361	38 Buus,Bastian	0:18,625	32 Dörr,Phil	0:14,537	29 Skjellerup,Oliver	0:14,155
29 25 Hansen,Mads E	0:47,406	40 Fussen,Jan David	0:18,627	25 Hansen,Mads E	0:14,538	7 Enders,Paul	0:14,159
30 57 Coluccio,Luigi	0:48,206	11 Ferati,Janin	0:18,936	57 Coluccio,Luigi	0:14,592	38 Buus,Bastian	0:14,188
31 11 Ferati,Janin	0:48,228	57 Coluccio,Luigi	0:19,059	11 Ferati,Janin	0:14,832	57 Coluccio,Luigi	0:14,478
32 54 Lehtonen,Henri	0:52,653	54 Lehtonen,Henri	0:20,057	33 Kortelainen,Rasmus	0:16,182	33 Kortelainen,Rasmus	0:15,698
33 33 Kortelainen,Rasmus	0:52,740	33 Kortelainen,Rasmus	0:20,860	54 Lehtonen,Henri	0:16,328	54 Lehtonen,Henri	0:16,268

GERMAN KARTING CHAMPIONSHIPS 2018

13-15 / 04 / 2018

DMSB RegNr 88-2018

R 15 DKM (OK) Race 1

Die schnellsten Zeiten			
Ort	Nr. Fahrername	Zeit	σ Speed
Ziel	86 Sasse,Hugo	0:46,393	93,1 km/h
Sektion 1	86 Sasse,Hugo	0:18,276	104,6 km/h
Sektion 2	10 O'ley,Levi	0:14,215	98,8 km/h
Sektion 3	86 Sasse,Hugo	0:13,780	72,9 km/h

Snr.39 Thompson,Harry GBR Ricky Flynn Motorsport		Snr.86 Sasse,Hugo DEU TB Racing Team		Snr.46 Nielsen,Nicklas DNK KSM Schumacher Racing Team		Snr.30 Haverkort,Kas NLD Zanardi racing team		Snr.18 Rosso,Andrea ITA CRG Holland												
theoretisch mögliche Bestzeit: 0:46,602		theoretisch mögliche Bestzeit: 0:46,288		theoretisch mögliche Bestzeit: 0:46,648		theoretisch mögliche Bestzeit: 0:46,502		theoretisch mögliche Bestzeit: 0:46,642												
Ziel	Sektion 1	Sektion 2	Sektion 3	Ziel	Sektion 1	Sektion 2	Sektion 3	Ziel	Sektion 1	Sektion 2	Sektion 3									
best	0:46,681	0:19,389	0:14,217	0:13,996	0:46,393	0:18,276	0:14,232	0:13,780	0:46,708	0:18,394	0:14,285	0:13,969	0:46,547	0:18,401	0:14,217	0:13,884	0:46,705	0:18,385	0:14,299	0:13,958
Runde 1	0:49,097	0:19,764	0:14,897	0:14,436	0:49,833	0:19,753	0:14,973	0:15,107	0:48,593	0:19,468	0:14,809	0:14,316	0:49,467	0:19,875	0:14,995	0:14,597	0:49,816	0:19,784	0:15,249	0:14,783
Runde 2	0:47,526	0:18,651	0:14,561	0:14,314	0:47,522	0:18,694	0:14,776	0:14,052	0:47,520	0:18,732	0:14,605	0:14,183	0:47,379	0:18,721	0:14,584	0:14,074	0:47,488	0:18,698	0:14,665	0:14,125
Runde 3	0:47,199	0:18,560	0:14,463	0:14,176	0:47,242	0:18,479	0:14,465	0:14,298	0:47,488	0:18,771	0:14,559	0:14,218	0:47,525	0:18,552	0:14,444	0:14,529	0:47,088	0:18,580	0:14,437	0:14,071
Runde 4	0:47,165	0:18,502	0:14,457	0:14,206	0:48,636	0:18,845	0:14,606	0:15,185	0:47,191	0:18,549	0:14,467	0:14,175	0:47,354	0:18,703	0:14,469	0:14,182	0:47,796	0:18,626	0:14,682	0:14,488
Runde 5	0:47,272	0:18,549	0:14,500	0:14,223	0:46,917	0:18,482	0:14,341	0:14,094	0:47,011	0:18,503	0:14,418	0:14,090	0:46,933	0:18,526	0:14,334	0:14,073	0:46,825	0:18,542	0:14,299	0:13,984
Runde 6	0:46,872	0:18,400	0:14,403	0:14,069	0:46,830	0:18,489	0:14,363	0:13,978	0:46,925	0:18,459	0:14,428	0:14,038	0:46,854	0:18,436	0:14,328	0:14,090	0:46,798	0:18,385	0:14,326	0:14,087
Runde 7	0:46,735	0:18,442	0:14,292	0:14,001	0:46,673	0:18,536	0:14,259	0:13,878	0:46,950	0:18,508	0:14,408	0:14,034	0:46,703	0:18,461	0:14,272	0:13,970	0:46,843	0:18,415	0:14,368	0:14,060
Runde 8	0:46,933	0:18,413	0:14,301	0:14,219	0:47,807	0:18,373	0:14,608	0:14,826	0:47,297	0:18,463	0:14,372	0:14,462	0:47,028	0:18,467	0:14,274	0:14,287	0:47,252	0:18,748	0:14,466	0:14,038
Runde 9	0:46,774	0:18,417	0:14,284	0:14,073	0:47,000	0:18,489	0:14,410	0:14,101	0:47,289	0:18,554	0:14,356	0:14,379	0:47,137	0:18,569	0:14,258	0:14,310	0:46,831	0:18,437	0:14,436	0:13,958
Runde 10	0:46,811	0:18,469	0:14,319	0:14,023	0:46,399	0:18,384	0:14,235	0:13,780	0:47,157	0:18,426	0:14,297	0:14,434	0:46,902	0:18,481	0:14,290	0:14,131	0:46,859	0:18,446	0:14,393	0:14,020
Runde 11	0:46,898	0:18,507	0:14,368	0:14,023	0:46,421	0:18,276	0:14,259	0:13,886	0:46,898	0:18,528	0:14,376	0:13,994	0:46,642	0:18,401	0:14,299	0:13,942	0:46,853	0:18,402	0:14,464	0:13,987
Runde 12	0:46,788	0:18,455	0:14,313	0:14,020	0:46,809	0:18,346	0:14,276	0:14,187	0:46,711	0:18,394	0:14,322	0:13,995	0:46,547	0:18,446	0:14,217	0:13,884	0:46,998	0:18,402	0:14,447	0:14,149
Runde 13	0:46,826	0:18,431	0:14,361	0:14,034	0:46,750	0:18,626	0:14,249	0:13,875	0:46,763	0:18,452	0:14,342	0:13,969	0:46,680	0:18,422	0:14,289	0:13,969	0:47,554	0:19,049	0:14,446	0:14,059
Runde 14	0:46,681	0:18,451	0:14,234	0:13,996	0:46,393	0:18,301	0:14,235	0:13,857	0:46,708	0:18,437	0:14,285	0:13,986	0:46,730	0:18,434	0:14,275	0:14,021	0:46,729	0:18,393	0:14,351	0:13,985
Runde 15	0:47,120	0:18,389	0:14,273	0:14,458	0:46,463	0:18,313	0:14,232	0:13,918	0:46,772	0:18,420	0:14,335	0:14,017	0:46,776	0:18,442	0:14,220	0:14,114	0:46,705	0:18,405	0:14,333	0:13,967
Runde 16	0:47,565	0:18,503	0:14,339	0:14,723	0:46,993	0:18,434	0:14,351	0:14,208	0:47,289	0:18,439	0:14,408	0:14,442	0:47,515	0:18,483	0:14,621	0:14,411	0:46,803	0:18,441	0:14,389	0:13,973
Runde 17	0:46,785	0:18,477	0:14,287	0:14,021	0:47,074	0:18,925	0:14,261	0:13,888	0:47,537	0:19,007	0:14,431	0:14,099	0:47,991	0:19,421	0:14,475	0:14,095	0:47,096	0:18,433	0:14,548	0:14,115
Runde 18	0:46,848	0:18,433	0:14,328	0:14,087	0:46,607	0:18,377	0:14,258	0:13,972	0:46,804	0:18,454	0:14,363	0:13,987	0:46,963	0:18,520	0:14,362	0:14,081	0:46,872	0:18,472	0:14,386	0:14,014
Runde 19	0:46,985	0:18,396	0:14,217	0:14,372	0:46,752	0:18,340	0:14,296	0:14,116	0:46,896	0:18,479	0:14,351	0:14,066	0:46,780	0:18,507	0:14,242	0:14,031	0:47,296	0:18,508	0:14,367	0:14,421
Runde 20	0:48,189	0:18,892	0:14,818	0:14,479	0:48,340	0:18,914	0:14,988	0:14,438	0:47,667	0:18,474	0:14,659	0:14,534	0:47,593	0:18,518	0:14,578	0:14,497	0:47,098	0:18,637	0:14,412	0:14,049
Runde 21	0:47,252	0:18,517	0:14,370	0:14,365	0:47,248	0:18,737	0:14,287	0:14,224	0:47,293	0:18,673	0:14,388	0:14,232	0:47,369	0:18,776	0:14,408	0:14,185	0:47,784	0:18,511	0:14,781	0:14,492

GERMAN KARTING CHAMPIONSHIPS 2018

13-15 / 04 / 2018

DMSB RegNr 88-2018

R 15 DKM (OK) Race 1

Die schnellsten Zeiten			
Ort	Nr. Fahrername	Zeit	o Speed
Ziel	86 Sasse,Hugo	0:46,393	93,1 km/h
Sektion 1	86 Sasse,Hugo	0:18,276	104,6 km/h
Sektion 2	10 O' dey,Levi	0:14,215	98,8 km/h
Sektion 3	86 Sasse,Hugo	0:13,780	72,9 km/h

	Smr.42 Maloney,Zane BRB		Smr.36 Van Der Helm,Tijmen NLD		Smr.13 Tauscher,Alexander DEU		Smr.4 Arnold,Felix DEU		Smr.66 Zug,Marius DEU							
	theoretisch mögliche Bestzeit	Ziel	theoretisch mögliche Bestzeit	Ziel	theoretisch mögliche Bestzeit	Ziel	theoretisch mögliche Bestzeit	Ziel	theoretisch mögliche Bestzeit	Ziel						
best	0:46,611	0:19,335	0:14,298	0:13,955	0:46,708	0:14,316	0:13,973	0:46,772	0:18,434	0:14,318	0:13,933	0:46,759	0:18,415	0:14,400	0:13,858	
Runde 1	0:48,281	0:19,200	0:14,729	0:14,352	0:49,930	0:20,273	0:14,933	0:14,724	0:49,955	0:19,937	0:15,179	0:14,839	0:50,042	0:20,347	0:15,136	0:14,559
Runde 2	0:47,705	0:18,827	0:14,611	0:14,267	0:47,557	0:18,773	0:14,594	0:14,190	0:47,747	0:18,917	0:14,670	0:14,160	0:48,542	0:18,829	0:14,863	0:14,205
Runde 3	0:47,469	0:18,727	0:14,555	0:14,187	0:47,201	0:18,508	0:14,487	0:14,206	0:47,161	0:18,547	0:14,512	0:14,102	0:47,174	0:18,589	0:14,589	0:14,077
Runde 4	0:47,615	0:18,588	0:14,463	0:14,564	0:47,741	0:18,530	0:14,545	0:14,666	0:47,585	0:18,554	0:14,633	0:14,398	0:47,311	0:18,509	0:14,377	0:14,425
Runde 5	0:47,442	0:18,567	0:14,422	0:14,453	0:47,094	0:18,513	0:14,385	0:14,196	0:46,851	0:18,403	0:14,381	0:14,067	0:47,058	0:18,611	0:14,405	0:14,042
Runde 6	0:47,358	0:18,491	0:14,381	0:14,486	0:47,012	0:18,394	0:14,368	0:14,250	0:46,787	0:18,428	0:14,364	0:13,995	0:47,022	0:18,526	0:14,457	0:14,039
Runde 7	0:47,158	0:18,379	0:14,433	0:14,346	0:47,107	0:18,591	0:14,462	0:14,054	0:46,703	0:18,378	0:14,375	0:13,950	0:46,887	0:18,471	0:14,400	0:14,016
Runde 8	0:47,141	0:18,576	0:14,401	0:14,164	0:47,193	0:18,489	0:14,409	0:14,297	0:48,461	0:18,702	0:14,544	0:15,215	0:46,772	0:18,485	0:14,318	0:13,969
Runde 9	0:46,798	0:18,335	0:14,429	0:14,034	0:47,152	0:18,415	0:14,360	0:14,377	0:46,859	0:18,466	0:14,384	0:14,009	0:46,850	0:18,489	0:14,348	0:14,013
Runde 10	0:46,831	0:18,360	0:14,298	0:14,173	0:47,591	0:18,785	0:14,691	0:14,115	0:47,205	0:18,826	0:14,439	0:13,940	0:46,944	0:18,480	0:14,395	0:14,069
Runde 11	0:46,860	0:18,405	0:14,362	0:14,093	0:46,879	0:18,468	0:14,349	0:14,062	0:46,906	0:18,515	0:14,386	0:14,005	0:46,795	0:18,543	0:14,319	0:13,933
Runde 12	0:47,221	0:18,430	0:14,345	0:14,446	0:46,708	0:18,363	0:14,371	0:13,974	0:46,911	0:18,496	0:14,340	0:14,075	0:46,819	0:18,475	0:14,335	0:14,009
Runde 13	0:47,271	0:18,797	0:14,445	0:14,029	0:46,807	0:18,459	0:14,355	0:13,993	0:47,158	0:18,665	0:14,461	0:14,032	0:46,782	0:18,464	0:14,329	0:13,989
Runde 14	0:46,611	0:18,356	0:14,300	0:13,955	0:46,713	0:18,424	0:14,316	0:13,973	0:46,818	0:18,447	0:14,390	0:13,981	0:47,146	0:18,549	0:14,502	0:14,095
Runde 15	0:46,743	0:18,424	0:14,314	0:14,005	0:47,030	0:18,464	0:14,466	0:14,100	0:46,831	0:18,476	0:14,408	0:13,947	0:47,751	0:19,088	0:14,581	0:14,082
Runde 16	0:46,904	0:18,506	0:14,376	0:14,022	0:46,853	0:18,467	0:14,360	0:14,026	0:46,836	0:18,441	0:14,451	0:13,944	0:46,928	0:18,498	0:14,383	0:14,047
Runde 17	0:47,099	0:18,447	0:14,532	0:14,120	0:47,036	0:18,461	0:14,386	0:14,189	0:47,002	0:18,522	0:14,396	0:14,084	0:47,058	0:18,484	0:14,384	0:14,240
Runde 18	0:46,961	0:18,493	0:14,365	0:14,103	0:47,607	0:18,544	0:14,377	0:14,686	0:47,428	0:18,574	0:14,410	0:14,444	0:46,902	0:18,470	0:14,365	0:14,067
Runde 19	0:47,275	0:18,425	0:14,322	0:14,528	0:47,574	0:18,708	0:14,685	0:14,181	0:47,240	0:18,540	0:14,498	0:14,202	0:47,455	0:18,460	0:14,449	0:14,546
Runde 20	0:47,476	0:18,780	0:14,565	0:14,131	0:47,215	0:18,533	0:14,654	0:14,028	0:47,337	0:18,740	0:14,551	0:14,046	0:47,609	0:18,577	0:14,607	0:14,425
Runde 21	0:48,049	0:18,521	0:14,588	0:14,940	0:47,780	0:18,515	0:14,408	0:14,857	0:48,429	0:18,578	0:14,452	0:15,399	0:47,824	0:18,623	0:14,671	0:14,530

GERMAN KARTING CHAMPIONSHIPS 2018

13-15 / 04 / 2018

DMSB RegNr 88-2018

R 15 DKM (OK) Race 1

Die schnellsten Zeiten

Ort	Nr. Fahrername	Zeit	Streckenl.	Ø Speed
Ziel	86 Sasse,Hugo	0:46,393	1200 m	93,1 km/h
Sektion 1	86 Sasse,Hugo	0:18,276	531 m	104,6 km/h
Sektion 2	10 O'ley,Levi	0:14,215	390 m	98,8 km/h
Sektion 3	86 Sasse,Hugo	0:13,780	279 m	72,9 km/h

	Snr.49 Van Berlo,Glenn NLD LENNOX RACING TEAM		Snr.34 Saarijärvi,Frans-Emil FIN KOSKI MOTORSPORT		Snr.15 Maitsch,Luca DEU TB Racing Team		Snr.45 Read,Tyler GBR Ricky Flynn Motorsport		Snr.8 Liwinski,David NLD Mach1 Motorsport										
	theoretisch mögliche Bestzeit	Ziel	theoretisch mögliche Bestzeit	Ziel	theoretisch mögliche Bestzeit	Ziel	theoretisch mögliche Bestzeit	Ziel	theoretisch mögliche Bestzeit	Ziel									
best	0:46,708	0:14,448	0:14,281	0:13,898	0:46,855	0:18,477	0:14,339	0:14,000	0:46,806	0:14,374	0:13,909	0:46,864	0:18,328	0:14,417	0:13,968	0:46,882	0:18,480	0:14,348	0:14,004
Runde 1	0:50,677	0:20,795	0:15,268	0:14,614	0:51,353	0:21,018	0:15,399	0:14,936	0:50,632	0:20,817	0:14,994	0:52,137	0:21,085	0:16,119	0:14,983	0:51,557	0:21,108	0:15,614	0:14,835
Runde 2	0:49,798	0:18,973	0:15,023	0:15,802	0:49,144	0:18,830	0:14,997	0:15,317	0:48,330	0:19,093	0:14,876	0:48,311	0:18,970	0:14,828	0:14,513	0:48,951	0:19,084	0:15,062	0:14,805
Runde 3	0:47,439	0:18,774	0:14,616	0:14,049	0:47,459	0:18,834	0:14,517	0:14,108	0:47,345	0:18,573	0:14,576	0:48,050	0:19,101	0:14,817	0:14,132	0:48,161	0:19,191	0:14,605	0:14,365
Runde 4	0:47,034	0:18,546	0:14,367	0:14,121	0:47,172	0:18,570	0:14,407	0:14,195	0:47,262	0:18,539	0:14,525	0:47,298	0:18,669	0:14,532	0:14,097	0:47,744	0:18,942	0:14,574	0:14,228
Runde 5	0:46,925	0:18,519	0:14,364	0:14,042	0:47,224	0:18,568	0:14,486	0:14,170	0:46,938	0:18,486	0:14,457	0:47,201	0:18,538	0:14,493	0:14,170	0:47,238	0:18,580	0:14,474	0:14,184
Runde 6	0:46,890	0:18,500	0:14,427	0:13,963	0:47,025	0:18,504	0:14,377	0:14,144	0:46,868	0:18,377	0:14,506	0:46,875	0:18,418	0:14,444	0:14,013	0:47,015	0:18,548	0:14,423	0:14,044
Runde 7	0:46,789	0:18,494	0:14,365	0:13,930	0:46,943	0:18,477	0:14,377	0:14,089	0:46,937	0:18,531	0:14,402	0:47,011	0:18,470	0:14,471	0:14,070	0:47,180	0:18,541	0:14,443	0:14,196
Runde 8	0:46,810	0:18,551	0:14,346	0:13,913	0:46,975	0:18,501	0:14,399	0:14,075	0:46,835	0:18,428	0:14,441	0:46,864	0:18,396	0:14,500	0:13,968	0:47,030	0:18,541	0:14,396	0:14,093
Runde 9	0:46,842	0:18,523	0:14,388	0:13,931	0:46,970	0:18,481	0:14,424	0:14,065	0:47,771	0:19,018	0:14,564	0:46,985	0:18,433	0:14,480	0:14,072	0:46,928	0:18,530	0:14,352	0:14,046
Runde 10	0:47,055	0:18,521	0:14,491	0:14,043	0:47,023	0:18,483	0:14,447	0:14,093	0:46,930	0:18,503	0:14,443	0:47,039	0:18,457	0:14,500	0:14,082	0:47,044	0:18,550	0:14,405	0:14,089
Runde 11	0:46,742	0:18,505	0:14,339	0:13,898	0:46,971	0:18,494	0:14,409	0:14,068	0:46,892	0:18,399	0:14,460	0:46,932	0:18,388	0:14,503	0:14,041	0:47,011	0:18,528	0:14,413	0:14,070
Runde 12	0:46,756	0:18,484	0:14,317	0:13,955	0:47,029	0:18,537	0:14,389	0:14,103	0:46,873	0:18,458	0:14,374	0:46,959	0:18,394	0:14,438	0:14,127	0:46,890	0:18,502	0:14,379	0:14,009
Runde 13	0:46,824	0:18,491	0:14,332	0:14,001	0:46,855	0:18,505	0:14,350	0:14,000	0:46,944	0:18,449	0:14,381	0:46,948	0:18,367	0:14,492	0:14,089	0:46,988	0:18,524	0:14,400	0:14,064
Runde 14	0:47,076	0:18,704	0:14,333	0:14,039	0:47,030	0:18,506	0:14,464	0:14,060	0:47,376	0:18,556	0:14,375	0:46,954	0:18,399	0:14,499	0:14,056	0:46,931	0:18,480	0:14,357	0:14,094
Runde 15	0:46,729	0:18,452	0:14,349	0:13,928	0:46,989	0:18,549	0:14,339	0:14,101	0:46,873	0:18,529	0:14,435	0:47,021	0:18,447	0:14,519	0:14,055	0:46,989	0:18,521	0:14,380	0:14,088
Runde 16	0:46,708	0:18,448	0:14,281	0:13,979	0:47,055	0:18,521	0:14,380	0:14,154	0:46,806	0:18,366	0:14,425	0:46,940	0:18,328	0:14,504	0:14,108	0:47,023	0:18,482	0:14,419	0:14,122
Runde 17	0:46,834	0:18,542	0:14,290	0:14,002	0:47,110	0:18,598	0:14,367	0:14,145	0:46,931	0:18,431	0:14,447	0:47,045	0:18,398	0:14,496	0:14,151	0:47,049	0:18,543	0:14,418	0:14,088
Runde 18	0:46,884	0:18,524	0:14,366	0:13,994	0:47,019	0:18,583	0:14,379	0:14,057	0:47,491	0:18,454	0:14,545	0:46,916	0:18,491	0:14,422	0:14,003	0:46,882	0:18,530	0:14,348	0:14,004
Runde 19	0:47,230	0:18,631	0:14,583	0:14,016	0:47,076	0:18,492	0:14,419	0:14,165	0:48,537	0:19,545	0:14,868	0:46,912	0:18,424	0:14,417	0:14,071	0:47,021	0:18,531	0:14,388	0:14,102
Runde 20	0:50,486	0:18,619	0:17,427	0:14,440	0:47,935	0:19,079	0:14,539	0:14,317	0:48,673	0:19,532	0:14,744	0:48,210	0:18,953	0:14,907	0:14,350	0:47,631	0:18,623	0:14,546	0:14,462
Runde 21	0:47,310	0:18,677	0:14,507	0:14,126	0:47,796	0:18,672	0:14,614	0:14,510	0:47,648	0:18,912	0:14,557	0:47,645	0:18,559	0:14,535	0:14,551	0:47,890	0:18,612	0:14,465	0:14,613

GERMAN KARTING CHAMPIONSHIPS 2018

13-15 / 04 / 2018

DMSB RegNr 88-2018

R 15 DKM (OK) Race 1

Die schnellsten Zeiten			
Ort	Nr. Fahrername	Zeit	σ Speed
Ziel	86 Sasse,Hugo	0:46,393	93,1 km/h
Sektion 1	86 Sasse,Hugo	0:18,276	104,6 km/h
Sektion 2	10 O'dey,Levi	0:14,215	98,8 km/h
Sektion 3	86 Sasse,Hugo	0:13,780	72,9 km/h

	Snr.77 Tramnitz, Tim DEU		Snr.10 O'dey,Levi DEU		Snr.19 Träger,Niels DEU		Snr.21 Anderluri,Leandro CHE		Snr.17 Füngling,Luke DEU											
	KSM Schumacher Racing Team theoretisch mögliche Bestzeit 0:46,641	Ziel Sektion 1 Sektion 2 Sektion 3	KSM Schumacher Racing Team theoretisch mögliche Bestzeit 0:46,719	Ziel Sektion 1 Sektion 2 Sektion 3	RTG Kartsport theoretisch mögliche Bestzeit 0:46,821	Ziel Sektion 1 Sektion 2 Sektion 3	S.R.T. Motorsport theoretisch mögliche Bestzeit 0:46,943	Ziel Sektion 1 Sektion 2 Sektion 3	Valter Motorsport theoretisch mögliche Bestzeit 0:46,919	Ziel Sektion 1 Sektion 2 Sektion 3										
best	0:46,796	0:18,374	0:14,300	0:13,967	0:46,819	0:18,417	0:14,215	0:14,087	0:46,890	0:18,443	0:14,376	0:14,002	0:46,994	0:18,505	0:14,404	0:14,034	0:47,076	0:18,444	0:14,386	0:14,089
Runde 1	0:49,970	0:20,296	0:15,034	0:14,640	0:52,146	0:20,721	0:16,221	0:15,204	0:52,343	0:21,064	0:16,204	0:15,075	0:50,808	0:20,037	0:15,865	0:14,906	0:53,310	0:21,354	0:16,356	0:15,600
Runde 2	0:47,688	0:18,878	0:14,667	0:14,143	0:48,941	0:19,166	0:14,727	0:15,048	0:48,735	0:18,856	0:14,977	0:14,902	0:48,601	0:18,897	0:14,774	0:14,930	0:48,933	0:19,204	0:14,922	0:14,807
Runde 3	0:47,224	0:18,576	0:14,562	0:14,086	0:47,889	0:18,763	0:14,501	0:14,625	0:48,972	0:19,020	0:14,676	0:15,276	0:48,749	0:18,749	0:14,837	0:15,163	0:49,080	0:19,326	0:15,236	0:14,518
Runde 4	0:47,825	0:18,593	0:14,493	0:14,739	0:47,986	0:19,072	0:14,508	0:14,406	0:48,182	0:18,671	0:14,671	0:14,140	0:48,243	0:19,318	0:14,512	0:14,413	0:48,075	0:18,902	0:14,635	0:14,538
Runde 5	0:46,958	0:18,504	0:14,388	0:14,066	0:47,537	0:18,576	0:14,574	0:14,387	0:47,412	0:18,619	0:14,594	0:14,199	0:47,838	0:18,681	0:14,480	0:14,677	0:47,752	0:18,808	0:14,579	0:14,365
Runde 6	0:46,902	0:18,505	0:14,366	0:14,031	0:47,056	0:18,417	0:14,326	0:14,313	0:47,302	0:18,632	0:14,495	0:14,175	0:47,118	0:18,595	0:14,478	0:14,045	0:47,397	0:18,646	0:14,453	0:14,298
Runde 7	0:47,098	0:18,474	0:14,604	0:14,020	0:46,990	0:18,443	0:14,365	0:14,182	0:47,195	0:18,545	0:14,511	0:14,139	0:47,507	0:18,630	0:14,739	0:14,138	0:47,245	0:18,548	0:14,455	0:14,242
Runde 8	0:47,450	0:18,444	0:14,488	0:14,518	0:47,050	0:18,614	0:14,341	0:14,095	0:48,498	0:18,548	0:15,090	0:14,860	0:47,507	0:18,630	0:14,739	0:14,138	0:47,550	0:18,864	0:14,498	0:14,188
Runde 9	0:47,213	0:18,831	0:14,354	0:14,028	0:46,945	0:18,441	0:14,377	0:14,127	0:47,428	0:18,570	0:14,781	0:14,077	0:46,994	0:18,518	0:14,442	0:14,034	0:47,550	0:18,864	0:14,498	0:14,188
Runde 10	0:47,339	0:18,505	0:14,755	0:14,079	0:47,448	0:18,504	0:14,511	0:14,433	0:46,971	0:18,473	0:14,424	0:14,074	0:47,071	0:18,528	0:14,463	0:14,080	0:47,444	0:18,505	0:14,682	0:14,257
Runde 11	0:46,813	0:18,475	0:14,336	0:14,002	0:46,940	0:18,441	0:14,356	0:14,143	0:47,064	0:18,509	0:14,418	0:14,137	0:47,167	0:18,572	0:14,456	0:14,139	0:47,107	0:18,581	0:14,396	0:14,130
Runde 12	0:46,828	0:18,374	0:14,399	0:14,055	0:46,863	0:18,427	0:14,221	0:14,215	0:46,890	0:18,443	0:14,425	0:14,022	0:47,130	0:18,556	0:14,426	0:14,148	0:47,372	0:18,556	0:14,452	0:14,364
Runde 13	0:47,403	0:18,477	0:14,420	0:14,506	0:47,017	0:18,555	0:14,337	0:14,125	0:46,917	0:18,489	0:14,380	0:14,048	0:47,121	0:18,517	0:14,537	0:14,067	0:47,145	0:18,522	0:14,447	0:14,176
Runde 14	0:47,792	0:18,914	0:14,763	0:14,115	0:46,861	0:18,499	0:14,275	0:14,087	0:46,902	0:18,524	0:14,376	0:14,002	0:47,057	0:18,573	0:14,409	0:14,075	0:47,089	0:18,444	0:14,523	0:14,122
Runde 15	0:46,920	0:18,610	0:14,343	0:13,967	0:46,819	0:18,478	0:14,215	0:14,126	0:47,065	0:18,506	0:14,481	0:14,078	0:47,111	0:18,537	0:14,415	0:14,159	0:47,161	0:18,628	0:14,436	0:14,097
Runde 16	0:46,796	0:18,448	0:14,300	0:14,048	0:46,989	0:18,494	0:14,358	0:14,137	0:46,930	0:18,478	0:14,418	0:14,034	0:47,370	0:18,559	0:14,472	0:14,339	0:47,270	0:18,573	0:14,535	0:14,162
Runde 17	0:46,824	0:18,472	0:14,342	0:14,010	0:46,908	0:18,455	0:14,316	0:14,137	0:47,252	0:18,724	0:14,454	0:14,074	0:47,755	0:19,054	0:14,537	0:14,164	0:47,086	0:18,550	0:14,447	0:14,089
Runde 18	0:47,079	0:18,426	0:14,318	0:14,335	0:47,035	0:18,488	0:14,365	0:14,182	0:47,248	0:18,615	0:14,468	0:14,165	0:47,472	0:18,604	0:14,434	0:14,434	0:47,155	0:18,631	0:14,386	0:14,138
Runde 19	0:48,368	0:18,647	0:14,503	0:15,218	0:46,970	0:18,462	0:14,321	0:14,187	0:47,463	0:18,814	0:14,550	0:14,099	0:47,717	0:18,798	0:14,775	0:14,144	0:47,387	0:18,802	0:14,430	0:14,155
Runde 20	0:49,562	0:19,866	0:14,874	0:14,822	0:47,217	0:18,565	0:14,465	0:14,187	0:47,016	0:18,567	0:14,399	0:14,050	0:47,574	0:18,629	0:14,770	0:14,175	0:47,117	0:18,481	0:14,432	0:14,204
Runde 21	0:47,745	0:18,767	0:14,513	0:14,465	0:47,072	0:18,521	0:14,414	0:14,137	0:47,151	0:18,519	0:14,442	0:14,190	0:47,313	0:18,646	0:14,443	0:14,224	0:47,116	0:18,515	0:14,477	0:14,124

GERMAN KARTING CHAMPIONSHIPS 2018

13-15 / 04 / 2018

DMSB RegNr 88-2018

R 15 DKM (OK) Race 1

Die schnellsten Zeiten

Ort	Nr. Fahrername	Zeit	Streckl.	Ø Speed
Ziel	86 Sasse,Hugo	0:46,393	1200 m	93,1 km/h
Sektion 1	86 Sasse,Hugo	0:18,276	531 m	104,6 km/h
Sektion 2	10 O'ley,Levi	0:14,215	390 m	98,8 km/h
Sektion 3	86 Sasse,Hugo	0:13,780	279 m	72,9 km/h

	Snr.22 Fritsch,Valentino DEU BIREL ART RACING KSW		Snr.7 Enders,Paul DEU RTG Kartsport		Snr.55 Aufaj,David DEU KSB RACING TEAM		Snr.40 Fusen,Jan David DEU Solgat Motorsport		Snr.32 Dörr,Phil DEU TB Racing Team	
	theoretisch mögliche Bestzeit	Ziel	theoretisch mögliche Bestzeit	Ziel	theoretisch mögliche Bestzeit	Ziel	theoretisch mögliche Bestzeit	Ziel	theoretisch mögliche Bestzeit	Ziel
best	0:47,035	0:14,411	0:14,411	0:14,335	0:14,159	0:14,159	0:14,054	0:14,429	0:14,537	0:14,075
Runde 1	0:52,108	0:14,977	0:20,618	0:15,570	0:14,840	0:14,840	0:15,469	0:20,767	0:53,042	0:15,475
Runde 2	0:49,165	0:14,849	0:18,852	0:14,986	0:16,948	0:16,948	0:15,311	0:19,216	0:49,206	0:15,245
Runde 3	0:48,282	0:14,759	0:14,802	0:14,768	0:14,822	0:14,822	0:14,452	0:19,374	0:48,247	0:14,408
Runde 4	0:47,630	0:14,729	0:14,575	0:14,671	0:14,305	0:14,305	0:14,673	0:18,791	0:49,062	0:14,867
Runde 5	0:47,366	0:14,677	0:14,451	0:14,442	0:14,262	0:14,262	0:14,485	0:19,052	0:48,590	0:14,384
Runde 6	0:47,315	0:14,672	0:14,474	0:14,469	0:14,201	0:14,201	0:14,222	0:20,257	0:47,497	0:14,205
Runde 7	0:47,278	0:14,578	0:14,499	0:14,499	0:14,201	0:14,201	0:14,205	0:18,757	0:47,348	0:14,089
Runde 8	0:47,299	0:14,647	0:14,484	0:14,481	0:14,218	0:14,218	0:14,133	0:18,675	0:47,478	0:14,182
Runde 9	0:47,190	0:14,637	0:14,442	0:14,621	0:14,261	0:14,261	0:14,286	0:18,658	0:47,903	0:14,916
Runde 10	0:47,754	0:14,621	0:14,469	0:14,481	0:14,277	0:14,277	0:14,144	0:18,666	0:47,331	0:14,580
Runde 11	0:47,159	0:14,653	0:14,434	0:14,335	0:14,243	0:14,243	0:14,384	0:18,638	0:47,326	0:14,630
Runde 12	0:47,035	0:14,489	0:14,436	0:14,401	0:14,782	0:14,782	0:14,322	0:18,710	0:48,016	0:14,731
Runde 13	0:47,117	0:14,578	0:14,454	0:14,447	0:14,234	0:14,234	0:14,177	0:18,745	0:47,596	0:14,290
Runde 14	0:47,137	0:14,561	0:14,452	0:14,415	0:14,197	0:14,197	0:14,149	0:18,762	0:47,517	0:14,217
Runde 15	0:47,146	0:14,620	0:14,411	0:14,394	0:14,307	0:14,307	0:14,060	0:18,635	0:48,309	0:14,846
Runde 16	0:47,577	0:14,573	0:14,470	0:14,434	0:14,228	0:14,228	0:14,081	0:18,627	0:47,633	0:14,229
Runde 17	0:49,550	0:20,681	0:14,632	0:14,432	0:14,246	0:14,246	0:14,141	0:18,760	0:47,271	0:14,588
Runde 18	0:47,442	0:14,748	0:14,517	0:14,412	0:14,273	0:14,273	0:14,113	0:18,753	0:47,299	0:14,546
Runde 19	0:48,043	0:19,165	0:14,615	0:14,517	0:14,190	0:14,190	0:14,144	0:18,684	0:47,413	0:14,623
Runde 20	0:47,384	0:14,633	0:14,524	0:14,429	0:14,229	0:14,229	0:14,054	0:18,800	0:48,161	0:14,789
Runde 21	0:47,403	0:14,623	0:14,504	0:14,620	0:14,263	0:14,263	0:14,270	0:19,033	0:48,694	0:15,465

GERMAN KARTING CHAMPIONSHIPS 2018

13-15 / 04 / 2018

DMSB RegNr 88-2018

R 15 DKM (OK) Race 1

Die schnellsten Zeiten			
Ort	Nr. Fahrername	Zeit	Streckenl. ø Speed
Ziel	86 Sasse,Hugo	0:46,393	1200 m 93,1 km/h
Sektion 1	86 Sasse,Hugo	0:18,276	531 m 104,6 km/h
Sektion 2	10 O'ley,Levi	0:14,215	390 m 98,8 km/h
Sektion 3	86 Sasse,Hugo	0:13,780	279 m 72,9 km/h

	Smr.29 Skjellerup,Oliver DNK Robert Schlunssen		Smr.38 Buus,Bastian DNK RS Competition		Smr.25 Hansen,Mads E DNK TK Racing		Smr.11 Ferati,Janin CHE KSM Schumacher Racing Team		Smr.51 Pedersen,Nicolai DNK Brian Pedersen							
	theoretisch mögliche Bestzeit	Ziel	theoretisch mögliche Bestzeit	Ziel	theoretisch mögliche Bestzeit	Ziel	theoretisch mögliche Bestzeit	Ziel	theoretisch mögliche Bestzeit	Ziel						
best	0:47,160	0:18,484	0:14,500	0:14,155	0:47,406	0:18,599	0:14,538	0:14,085	0:48,228	0:18,936	0:14,832	0:14,142	0:46,804	0:18,412	0:14,301	0:13,997
Runde 1	0:52,319	0:20,530	0:16,171	0:15,618	0:51,115	0:20,725	0:15,322	0:15,068	0:52,719	0:20,956	0:16,284	0:15,479	0:53,329	0:21,209	0:16,087	0:16,033
Runde 2	0:49,663	0:19,923	0:15,003	0:14,737	0:50,935	0:18,688	0:14,940	0:17,307	0:49,725	0:19,797	0:15,297	0:14,631	0:50,892	0:19,516	0:15,843	0:15,533
Runde 3	0:48,387	0:19,020	0:14,838	0:14,529	0:48,249	0:18,748	0:14,611	0:14,890	0:48,901	0:19,164	0:15,323	0:14,414	0:49,213	0:19,798	0:15,129	0:14,286
Runde 4	0:48,156	0:18,791	0:14,669	0:14,696	0:51,102	0:14,669	0:15,734	0:14,517	0:48,292	0:19,007	0:14,673	0:14,612	0:49,486	0:19,136	0:15,080	0:14,270
Runde 5	0:48,659	0:18,619	0:14,983	0:15,057	0:48,014	0:18,920	0:14,753	0:14,341	0:47,876	0:18,735	0:14,853	0:14,288	0:48,228	0:18,936	0:15,032	0:14,260
Runde 6	0:47,678	0:18,697	0:14,611	0:14,370	0:47,708	0:18,837	0:14,606	0:14,265	0:47,406	0:18,674	0:14,576	0:14,156	0:48,263	0:19,235	0:14,832	0:14,196
Runde 7	0:47,300	0:18,507	0:14,563	0:14,230	0:47,639	0:18,679	0:14,621	0:14,339	0:47,417	0:18,732	0:14,600	0:14,085	0:48,272	0:19,160	0:14,970	0:14,142
Runde 8	0:47,160	0:18,484	0:14,521	0:14,155	0:47,576	0:18,868	0:14,482	0:14,188	0:47,503	0:18,735	0:14,578	0:14,190	0:48,278	0:19,110	0:14,876	0:14,292
Runde 9	0:47,500	0:18,541	0:14,615	0:14,344	0:47,394	0:18,651	0:14,555	0:14,188	0:47,478	0:18,724	0:14,555	0:14,199	0:48,435	0:19,174	0:15,030	0:14,231
Runde 10	0:47,450	0:18,632	0:14,610	0:14,208	0:47,490	0:18,704	0:14,531	0:14,255	0:47,459	0:18,690	0:14,601	0:14,168	0:48,273	0:19,091	0:14,957	0:14,225
Runde 11	0:47,284	0:18,554	0:14,559	0:14,171	0:47,628	0:18,677	0:14,410	0:14,541	0:47,440	0:18,680	0:14,538	0:14,222	0:48,490	0:19,163	0:14,937	0:14,390
Runde 12	0:47,876	0:18,558	0:14,530	0:14,788	0:47,496	0:18,705	0:14,534	0:14,257	0:47,535	0:18,641	0:14,693	0:14,201	0:48,455	0:19,327	0:14,951	0:14,177
Runde 13	0:47,841	0:18,843	0:14,526	0:14,472	0:48,009	0:19,196	0:14,560	0:14,253	0:48,744	0:19,028	0:14,642	0:15,074	0:48,515	0:19,337	0:14,965	0:14,213
Runde 14	0:47,779	0:18,835	0:14,607	0:14,337	0:47,415	0:18,733	0:14,488	0:14,194	0:47,729	0:18,730	0:14,586	0:14,413	0:48,377	0:19,214	0:14,969	0:14,194
Runde 15	0:47,853	0:18,528	0:14,648	0:14,677	0:47,532	0:18,625	0:14,519	0:14,388	0:48,161	0:18,599	0:14,712	0:14,850	0:48,586	0:19,437	0:14,856	0:14,293
Runde 16	0:47,646	0:18,664	0:14,704	0:14,278	0:47,633	0:18,723	0:14,543	0:14,367	0:52,344	0:22,732	0:15,247	0:14,365	0:48,524	0:19,193	0:14,949	0:14,382
Runde 17	0:47,460	0:18,599	0:14,568	0:14,293	0:47,361	0:18,649	0:14,465	0:14,247	0:47,743	0:18,922	0:14,610	0:14,211	0:48,630	0:19,307	0:15,076	0:14,247
Runde 18	0:47,461	0:18,700	0:14,500	0:14,261	0:47,576	0:18,709	0:14,556	0:14,311	0:47,707	0:18,860	0:14,695	0:14,152	0:48,745	0:19,401	0:15,047	0:14,297
Runde 19	0:47,293	0:18,576	0:14,529	0:14,188	0:47,615	0:18,729	0:14,643	0:14,243	0:47,682	0:18,805	0:14,608	0:14,269	0:48,514	0:19,217	0:14,974	0:14,323
Runde 20	0:47,828	0:18,600	0:14,792	0:14,436	0:47,498	0:18,687	0:14,562	0:14,249	0:47,544	0:18,785	0:14,582	0:14,177	0:48,592	0:19,174	0:15,140	0:14,278
Runde 21	0:49,166	0:19,080	0:15,306	0:14,780	0:48,941	0:18,986	0:15,268	0:14,687	0:47,681	0:18,706	0:14,736	0:14,239	0:48,784	0:19,351	0:15,159	0:14,274

R 15 DKM (OK) Race 1

Die schnellsten Zeiten

Ort	Nr. Fahrername	Zeit	Streckenl.	Ø Speed
Ziel	86 Sasse,Hugo	0:46,393	1200 m	93,1 km/h
Sektion 1	86 Sasse,Hugo	0:18,276	531 m	104,6 km/h
Sektion 2	10 O' dey,Levi	0:14,215	390 m	98,8 km/h
Sektion 3	86 Sasse,Hugo	0:13,700	279 m	72,9 km/h

	Smr.57 Coluccio,Luigi ITA	Smr.33 Kortelainen,Rasmus FIN	Smr.54 Lehtonen,Henri FIN	
	BIREL ART RACING KSW	KOSKI MOTORSPORT	KOSKI MOTORSPORT	
	theoretisch mögliche Bestzeit 0:48,129	theoretisch mögliche Bestzeit 0:52,740	theoretisch mögliche Bestzeit 0:52,653	
best	Ziel Sektion 1 Sektion 2 Sektion 3	Ziel Sektion 1 Sektion 2 Sektion 3	Ziel Sektion 1 Sektion 2 Sektion 3	Ziel Sektion 1 Sektion 2 Sektion 3
	0:48,206 0:19,059 0:14,592 0:14,478	0:52,740 0:20,860 0:16,182 0:15,698	0:52,653 0:20,057 0:16,328 0:16,268	
Runde 1	0:50,532 0:20,761 0:15,056 0:14,715	0:52,740 0:20,860 0:16,182 0:15,698	0:52,653 0:20,057 0:16,328 0:16,268	
Runde 2	0:52,168 0:19,059 0:15,154 0:17,955			
Runde 3	0:48,206 0:19,136 0:14,592 0:14,478			
Runde 4				

Strecke / track: 1200m

started: 34 classified: 34 not classified: 0

Doc. 43

Pos	Str. Nr.	Fahrer Driver	Nation	Bewerber/Sponsor	Nation	Lizenz / B-Lizenz	Chassis/Motor/Beifen	Runden Laps	Gesamtzeit Differenz	Abstand Gap	beste Runde best Lap	in R. in L.	Geschw. o Speed
1	39	Thompson, Harry	GBR	Ricky Flynn Motorsport	GBR	265302 162392	FA Kart / Vortex / Vega	8			0:46,543	6	92,8 km/h
2	46	Nielsen, Nicklas	DNK	KSM Schumacher Racing Team	DEU	31727 KBF1067587	Tony Kart / Vortex / Vega	9	0:00,020	0:00,020	0:46,563	7	92,8 km/h
3	36	Van Der Helm, Tijmen	NLD	KSM Schumacher Racing Team	DEU	35964 KBF1067587	Tony Kart / Vortex / Vega	9	0:00,092	0:00,072	0:46,635	8	92,6 km/h
4	66	Zug, Marius	DEU	TB Racing Team	DEU	IKC 1153313 KBF 1116906	Kart Republic / Parilla / Vega	8	0:00,132	0:00,040	0:46,675	8	92,6 km/h
5	86	Sasse, Hugo	DEU	TB Racing Team	DEU	IKCR 1147248 KBF 1116906	Kart Republic / Iame / Vega	8	0:00,133	0:00,001	0:46,676	8	92,6 km/h
6	42	Maloney, Zane	BRB	Ricky Flynn Motorsport	GBR	376 162392	FA Kart / Vortex / Vega	8	0:00,139	0:00,006	0:46,682	5	92,5 km/h
7	18	Rosso, Andrea	ITA	CRG Holland	NLD	344925 15521	CRG / TM / Vega	10	0:00,171	0:00,032	0:46,714	6	92,5 km/h
8	49	Van Berlo, Glenn	NLD	LENNOX RACING TEAM	ITA	36847 322955	Exprit / Vortex / Vega	9	0:00,266	0:00,095	0:46,809	6	92,3 km/h
9	38	Buus, Bastian	DNK	RS Competition	DNK	59991 36053	Tony Kart / Vortex / Vega	10	0:00,312	0:00,046	0:46,855	7	92,2 km/h
10	57	Coluccio, Luigi	ITA	BIREL ART RACING KSW	AUT	344161 BK102	BirelART / Tm Racing / Vega	9	0:00,314	0:00,002	0:46,857	8	92,2 km/h
11	22	Fritsch, Valentino	DEU	BIREL ART RACING KSW	AUT	IKB 1173038 BK 102	BirelART / TM / Vega	9	0:00,336	0:00,022	0:46,879	8	92,2 km/h
12	13	Tauscher, Alexander	DEU	Lanari Racing Team	DEU	IKC 1162751 KBF 1159049	Kart Republic / Iame / Vega	8	0:00,337	0:00,001	0:46,880	6	92,2 km/h
13	11	Ferati, Jasin	CHE	KSM Schumacher Racing Team	DEU	502257 KBF 1067587	Tony Kart / Vortex / Vega	9	0:00,360	0:00,023	0:46,903	5	92,1 km/h
14	19	Tröger, Niels	DEU	RTG Kartsport	DEU	IKC 1139697 KBF 1166823	CRG / Iame / Vega	9	0:00,367	0:00,007	0:46,910	8	92,1 km/h
15	77	Tramnitz, Tim	DEU	KSM Schumacher Racing Team	DEU	IKCR 1161254 KBF 1067587	Tony Kart / Vortex / Vega	9	0:00,385	0:00,018	0:46,928	8	92,1 km/h
16	10	O'dey, Levi	DEU	KSM Schumacher Racing Team	DEU	IKCR 1164486 KBF 1067587	Tony Kart / Vortex / Vega	10	0:00,516	0:00,131	0:47,059	8	91,8 km/h
17	30	Haverkort, Kas	NLD	Zanardi racing team	NLD	36154 28613	CRG / TM / Vega	11	0:00,522	0:00,006	0:47,065	7	91,8 km/h
18	8	Liwinski, David	NLD	Mach1 Motorsport	DEU	35786 KBF 1005514	Mach1 / Parilla Iame OK / Vega	9	0:00,564	0:00,042	0:47,107	7	91,7 km/h
19	34	Saarijärvi, Frans-Emil	FIN	KOSKI MOTORSPORT	FIN	34765557 50054310	Tony Kart / Vortex / Vega	10	0:00,615	0:00,051	0:47,158	6	91,6 km/h
20	7	Enders, Paul	DEU	RTG Kartsport	DEU	IKCR 1141749 KBF 1166823	CRG / Iame / Vega	8	0:00,633	0:00,018	0:47,176	7	91,6 km/h
21	21	Anderrüti, Leandro	CHE	S.R.T. Motorsport	CHE	5000212 5000643	OTK / Vortex / Vega	8	0:00,689	0:00,056	0:47,232	7	91,5 km/h
22	40	Fusen, Jan David	DEU	Salgat Motorsport	DEU	IKC 1137577 KBF 1079882	BirelArt / TM / Vega	9	0:00,691	0:00,002	0:47,234	6	91,5 km/h
23	33	Kortelainen, Rasmus	FIN	KOSKI MOTORSPORT	FIN	34745739 50054310	Tony Kart / Vortex / Vega	10	0:00,699	0:00,008	0:47,242	6	91,4 km/h
24	25	Hansen, Mads E	DNK	TK Racing	DNK	39007 52208	FA Kart / IAME / Vega	8	0:00,770	0:00,071	0:47,313	5	91,3 km/h
25	32	Dörr, Phil	DEU	TB Racing Team	DEU	IKC 1162847 KBF 1116906	Kart Republic / Parilla / Vega	9	0:00,799	0:00,029	0:47,342	8	91,3 km/h
26	54	Lehtonen, Henri	FIN	KOSKI MOTORSPORT	FIN	28654661 50054310	Tony Kart / Vortex / Vega	6	0:00,823	0:00,024	0:47,366	5	91,2 km/h
27	51	Pedersen, Nicolai	DNK	Brian Pedersen	DNK	65102 65885	Kosmic / Vortex / Vega	9	0:00,841	0:00,018	0:47,384	7	91,2 km/h
28	55	Qufaj, David	DEU	KSB RACING TEAM	AUT	IKC 1141427 BK 002	Kosmic / Vortex / Vega	9	0:00,847	0:00,006	0:47,390	6	91,2 km/h
29	45	Read, Tyler	GBR	Ricky Flynn Motorsport	GBR	263149 162392	FA Alonso / Vortex / Vega	5	0:00,955	0:00,108	0:47,498	5	91,0 km/h
30	14	Tröger, Tim	DEU	Mach1 Motorsport	DEU	IKC 1132554 KBF 1005514	Mach1 / Iame / Vega	5	0:00,981	0:00,026	0:47,524	5	90,9 km/h
31	17	Füngeling, Luke	DEU	Valier Motorsport	DEU	IKC 1136804 KBF 1063735	SODI / Iame / Vega	9	0:01,133	0:00,152	0:47,676	8	90,6 km/h
32	29	Skjellerup, Oliver	DNK	Robert Schlussen	DNK	58044 36053	Tony Kart / Vortex / Vega	6	0:01,184	0:00,051	0:47,727	3	90,5 km/h
33	4	Arnold, Felix	DEU	KSM Schumacher Racing Team	DEU	IKA 1138542 KBF 1067587	Tony Kart / Vortex / Vega	9	0:01,812	0:00,628	0:48,355	8	89,3 km/h
34	15	Maisch, Luca	DEU	TB Racing Team	DEU	IKC 1154306 KBF 1116906	Kart Republic / Iame / Vega	5	0:01,882	0:00,070	0:48,425	4	89,2 km/h

Rennleitung: Kai Medefind Racedirektor: Thomas Lainer

Sportkommissare: Th. Ferrero / U. Bell / H. Seidel / P. Acerbi

Techn. Kommissare: H.-J. Dangers / M. Grasshoff / C. Schmidt / D. Pietzko / M. Somera / A. Mazzanti

Zeitnahme: KART-DATA timing service Franz Schieszler / Martin Summerer

Warm Up DKM (OK)

Strecke / track: 1200 started: 34 classified: 34 not classified: 0

Fahrername Driver	Thompson Harry	Nielsen Nicklas	Van Der Helm Tijmen	Zug Marius	Sasse Hugo	Maloney Zane	Rosso Andrea	Van Berlo Glenn	Buus Bastian	Colucio Luigi	Fritsch Valentino	Tauscher Alexander
schnellste Runde in Runde	0:46,543 Rn. 6	0:46,563 Rn. 7	0:46,635 Rn. 8	0:46,675 Rn. 8	0:46,676 Rn. 8	0:46,682 Rn. 5	0:46,714 Rn. 6	0:46,809 Rn. 6	0:46,855 Rn. 7	0:46,857 Rn. 8	0:46,879 Rn. 8	0:46,880 Rn. 6
Speed	92,8 km/h	92,8 km/h	92,6 km/h	92,6 km/h	92,6 km/h	92,5 km/h	92,5 km/h	92,3 km/h	92,2 km/h	92,2 km/h	92,2 km/h	92,2 km/h
Lap 1	0:49,947	0:53,310	0:57,424	0:51,219	0:52,607	1:06,197	0:51,592	0:51,219	0:49,834	0:55,055	0:52,307	0:50,569
Lap 2	0:47,941	0:49,937	0:48,165	0:48,832	0:48,848	0:48,486	0:49,321	0:48,650	0:47,960	0:47,616	0:48,311	0:48,187
Lap 3	0:47,568	0:47,650	0:47,568	0:49,295	0:47,467	0:47,512	0:47,703	0:47,582	0:47,574	0:47,086	0:48,260	0:47,195
Lap 4	0:47,262	0:47,221	0:46,936	0:53,999	0:47,175	0:47,163	0:47,840	0:48,463	0:47,587	0:47,053	0:47,743	0:47,176
Lap 5	0:46,661	0:46,862	0:46,699	0:47,211	0:47,037	0:46,682	0:47,061	0:47,086	0:47,207	0:46,863	0:47,216	0:47,407
Lap 6	0:46,543	0:46,712	0:46,804	0:47,218	0:46,821	0:46,821	0:46,714	0:46,809	0:46,947	0:47,003	0:47,035	0:46,880
Lap 7	0:46,714	0:46,563	0:46,990	0:46,876	0:47,427	0:46,808	0:46,774	0:46,911	0:46,855	0:47,011	0:46,978	0:46,917
Lap 8	0:46,565	0:46,637	0:46,635	0:46,675	0:46,676	0:46,758	0:47,042	0:46,903	0:47,215	0:46,857	0:46,879	0:52,196
Lap 9		0:55,187	0:52,897				0:53,339	0:53,625	0:55,251	0:50,859	0:55,400	
Lap 10							0:52,533					
Lap 11												

Warm Up DKM (OK)

Strecke / track: 1200 started: 34 classified: 34 not classified: 0

Fahrername Driver	Ferati Jasin	Tröger Niels	Tramnitz Tim	O 'dey Levi	Haverkort Kas	Liwinski David	Saarijärvi Frans-Emil	Enders Paul	Anderrüti Leandro	Fusen Jan David	Kortelainen Rasmus	Hansen Mads E
schnellste Runde	0:46,903 Rn. 5	0:46,910 Rn. 8	0:46,928 Rn. 8	0:47,059 Rn. 8	0:47,065 Rn. 7	0:47,107 Rn. 7	0:47,158 Rn. 6	0:47,176 Rn. 7	0:47,232 Rn. 7	0:47,234 Rn. 6	0:47,242 Rn. 6	0:47,313 Rn. 5
Speed	92,1 km/h	92,1 km/h	92,1 km/h	91,8 km/h	91,8 km/h	91,7 km/h	91,6 km/h	91,6 km/h	91,5 km/h	91,5 km/h	91,4 km/h	91,3 km/h
Lap 1	0:50,646	0:51,898	0:52,113	0:52,488	0:57,356	1:04,717	0:51,279	0:51,300	0:50,512	0:51,926	0:52,005	0:53,452
Lap 2	0:48,229	0:48,685	0:49,536	0:48,719	0:53,656	0:57,775	0:48,817	0:47,920	0:48,626	0:48,624	0:48,176	0:50,670
Lap 3	0:47,495	0:47,550	0:47,613	0:48,056	0:55,107	0:54,869	0:48,404	0:48,166	0:48,364	0:47,498	0:47,839	1:30,106
Lap 4	0:47,142	0:47,418	0:47,808	0:47,602	0:50,194	0:52,241	0:47,832	0:47,852	0:48,270	0:47,237	0:48,593	0:47,968
Lap 5	0:46,903	0:47,496	0:47,029	0:47,323	0:51,499	0:50,012	0:47,291	0:47,230	0:47,871	0:47,400	0:47,293	0:47,313
Lap 6	0:46,952	0:47,395	0:47,519	0:47,265	0:48,508	0:47,360	0:47,158	1:15,492	0:47,622	0:47,234	0:47,242	0:47,462
Lap 7	0:47,327	0:47,285	0:46,983	0:47,183	0:47,065	0:47,107	0:47,202	0:47,176	0:47,232	0:47,303	0:47,373	0:47,322
Lap 8	0:47,039	0:46,910	0:46,928	0:47,059	0:48,007	0:56,093	0:47,236	0:54,413	0:47,301	0:47,247	0:47,360	0:55,455
Lap 9	0:51,774	0:54,002	0:53,117	0:55,488	0:53,111	0:53,363	0:53,805			0:53,786	0:55,658	
Lap 10				0:51,558	0:52,644		0:51,991					
Lap 11					0:52,027							

Warm Up DKM (OK)

Strecke / track: 1200 started: 34 classified: 34 not classified: 0

Fahrername Driver	Dörr Phil	Lehtonen Henri	Pedersen Nicolaï	Qufaj David	Read Tyler	Tröger Tim	Füngling Luke	Skjellerup Oliver	Arnold Felix	Maisch Luca
schnellste Runde in Runde	0:47,342 Rn. 8	0:47,366 Rn. 5	0:47,384 Rn. 7	0:47,390 Rn. 6	0:47,498 Rn. 5	0:47,524 Rn. 5	0:47,676 Rn. 8	0:47,727 Rn. 3	0:48,355 Rn. 8	0:48,425 Rn. 4
Speed	91,3 km/h	91,2 km/h	91,2 km/h	91,2 km/h	91,0 km/h	90,9 km/h	90,6 km/h	90,5 km/h	89,3 km/h	89,2 km/h
Lap 1	0:53,806	0:51,659	0:51,424	0:52,879	0:51,918	0:52,722	0:51,939	0:51,682	0:56,966	1:45,532
Lap 2	0:48,876	0:48,707	0:48,898	0:48,419	0:48,427	0:49,011	0:49,870	0:49,510	0:50,200	3:29,361
Lap 3	0:49,254	0:49,430	0:48,459	0:48,370	0:48,257	0:48,121	0:49,320	0:47,727	0:49,091	0:49,421
Lap 4	0:48,414	0:48,750	0:48,093	0:47,461	0:47,640	0:47,707	0:50,466	4:04,511	0:49,618	0:48,425
Lap 5	0:48,557	0:47,366	0:47,559	0:47,638	0:47,498	0:47,524	0:48,413	0:55,359	0:48,571	0:53,849
Lap 6	0:48,554	0:47,438	0:48,630	0:47,390			0:48,326	0:52,839	0:48,654	
Lap 7	0:47,490		0:47,384	0:54,005			0:48,568		0:50,414	
Lap 8	0:47,342		0:47,411	0:48,104			0:47,676		0:48,355	
Lap 9	0:54,085		0:56,025	0:51,532			0:51,548		0:53,236	
Lap 10										
Lap 11										

Warm Up DKM (OK)

Ziel		Sektion 1		Sektion 2		Sektion 3	
Fahrername	Zeit	Fahrername	Zeit	Fahrername	Zeit	Fahrername	Zeit
1 39 Thompson,Harry	0:46,543	36 Van Der Helm,Tijmen	0:18,342	42 Maloney,Zane	0:14,183	30 Haverkort,Kas	0:13,889
2 46 Nielsen,Nicklas	0:46,563	39 Thompson,Harry	0:18,353	38 Thompson,Harry	0:14,201	66 Zug,Marius	0:13,910
3 36 Van Der Helm,Tijmen	0:46,635	42 Maloney,Zane	0:18,395	18 Rosso,Andrea	0:14,204	46 Nielsen,Nicklas	0:13,921
4 66 Zug,Marius	0:46,675	66 Zug,Marius	0:18,402	36 Van Der Helm,Tijmen	0:14,224	13 Tauscher,Alexander	0:13,927
5 86 Sasse,Hugo	0:46,676	46 Nielsen,Nicklas	0:18,409	46 Nielsen,Nicklas	0:14,232	49 Van Berlo,Glenn	0:13,946
6 42 Maloney,Zane	0:46,682	13 Tauscher,Alexander	0:18,412	77 Tramnitz,Tim	0:14,284	86 Sasse,Hugo	0:13,950
7 18 Rosso,Andrea	0:46,714	18 Rosso,Andrea	0:18,422	86 Sasse,Hugo	0:14,293	36 Van Der Helm,Tijmen	0:13,956
8 49 Van Berlo,Glenn	0:46,809	86 Sasse,Hugo	0:18,424	57 Coluccio,Luigi	0:14,309	33 Kortelainen,Rasmus	0:13,979
9 38 Buus,Bastian	0:46,855	57 Coluccio,Luigi	0:18,436	7 Enders,Paul	0:14,314	42 Maloney,Zane	0:13,985
10 57 Coluccio,Luigi	0:46,857	38 Buus,Bastian	0:18,456	66 Zug,Marius	0:14,317	39 Thompson,Harry	0:13,986
11 22 Fritsch,Valentino	0:46,879	11 Ferati,Jason	0:18,468	49 Van Berlo,Glenn	0:14,323	57 Coluccio,Luigi	0:13,992
12 13 Tauscher,Alexander	0:46,880	22 Fritsch,Valentino	0:18,481	22 Fritsch,Valentino	0:14,328	11 Ferati,Jason	0:13,998
13 11 Ferati,Jason	0:46,903	77 Tramnitz,Tim	0:18,490	10 O' dey,Levi	0:14,363	77 Tramnitz,Tim	0:14,001
14 19 Tröger,Niels	0:46,910	19 Tröger,Niels	0:18,492	19 Tröger,Niels	0:14,371	38 Buus,Bastian	0:14,003
15 77 Tramnitz,Tim	0:46,928	51 Pedersen,Nicolai	0:18,515	11 Ferati,Jason	0:14,376	18 Rosso,Andrea	0:14,008
16 10 O' dey,Levi	0:47,059	10 O' dey,Levi	0:18,532	34 Saarijärvi,Frans-Emil	0:14,394	19 Tröger,Niels	0:14,047
17 30 Haverkort,Kas	0:47,065	34 Saarijärvi,Frans-Emil	0:18,536	38 Buus,Bastian	0:14,396	8 Liwinski,David	0:14,047
18 8 Liwinski,David	0:47,107	49 Van Berlo,Glenn	0:18,538	13 Tauscher,Alexander	0:14,401	40 Fusen,Jan David	0:14,056
19 34 Saarijärvi,Frans-Emil	0:47,158	55 Qufaj,David	0:18,565	14 Tröger,Tim	0:14,407	10 O' dey,Levi	0:14,062
20 7 Enders,Paul	0:47,176	45 Read,Tyler	0:18,588	8 Liwinski,David	0:14,428	22 Fritsch,Valentino	0:14,070
21 21 Anderrüti,Leandro	0:47,232	21 Anderrüti,Leandro	0:18,589	33 Kortelainen,Rasmus	0:14,435	25 Hansen,Mads E	0:14,089
22 40 Fusen,Jan David	0:47,234	33 Kortelainen,Rasmus	0:18,626	21 Anderrüti,Leandro	0:14,440	45 Read,Tyler	0:14,094
23 33 Kortelainen,Rasmus	0:47,242	8 Liwinski,David	0:18,632	54 Lehtonen,Henri	0:14,450	7 Enders,Paul	0:14,103
24 25 Hansen,Mads E	0:47,313	25 Hansen,Mads E	0:18,640	40 Fusen,Jan David	0:14,451	55 Qufaj,David	0:14,103
25 32 Dörr,Phil	0:47,342	40 Fusen,Jan David	0:18,646	32 Dörr,Phil	0:14,451	54 Lehtonen,Henri	0:14,144
26 54 Lehtonen,Henri	0:47,366	15 Maisch,Luca	0:18,657	30 Haverkort,Kas	0:14,478	4 Arnold,Felix	0:14,145
27 51 Pedersen,Nicolai	0:47,384	14 Tröger,Tim	0:18,670	25 Hansen,Mads E	0:14,491	32 Dörr,Phil	0:14,159
28 55 Qufaj,David	0:47,390	7 Enders,Paul	0:18,677	45 Read,Tyler	0:14,499	21 Anderrüti,Leandro	0:14,165
29 45 Read,Tyler	0:47,498	32 Dörr,Phil	0:18,677	15 Maisch,Luca	0:14,539	34 Saarijärvi,Frans-Emil	0:14,171
30 14 Tröger,Tim	0:47,524	54 Lehtonen,Henri	0:18,682	51 Pedersen,Nicolai	0:14,545	51 Pedersen,Nicolai	0:14,190
31 17 Füngeling,Luke	0:47,676	30 Haverkort,Kas	0:18,695	17 Füngeling,Luke	0:14,551	15 Maisch,Luca	0:14,281
32 29 Skjellerup,Oliver	0:47,727	17 Füngeling,Luke	0:18,742	29 Skjellerup,Oliver	0:14,589	14 Tröger,Tim	0:14,307
33 4 Arnold,Felix	0:48,355	29 Skjellerup,Oliver	0:18,797	4 Arnold,Felix	0:14,614	29 Skjellerup,Oliver	0:14,341
34 15 Maisch,Luca	0:48,425	4 Arnold,Felix	0:19,112	55 Qufaj,David	0:14,654	17 Füngeling,Luke	0:14,367

Warm Up DKM (OK)

Die schnellsten Zeiten			
Ort	Nr. Fahrername	Zeit	σ Speed
Ziel	39 Thompson,Harry	0:46,543	92,8 km/h
Sektion 1	36 Van Der Helm,Tijmen	0:18,342	104,2 km/h
Sektion 2	42 McInerney,Zane	0:14,183	99,0 km/h
Sektion 3	30 Haverkort,Kus	0:13,889	72,3 km/h

	Smr.39 Thompson,Harry GBR Ricky Flynn Motorsport theoretisch mögliche Bestzeit 0:46,540	Smr.46 Nielsen,Nicklas DNK KSM Schumacher Racing Team theoretisch mögliche Bestzeit 0:46,562	Smr.36 Van Der Helm,Tijmen NLD KSM Schumacher Racing Team theoretisch mögliche Bestzeit 0:46,522	Smr.66 Zug,Marius DEU TB Racing Team theoretisch mögliche Bestzeit 0:46,629	Smr.86 Sasse,Hugo DEU TB Racing Team theoretisch mögliche Bestzeit 0:46,667
best	Ziel Sektion 1 Sektion 2 Sektion 3 0:46,543 0:18,353 0:14,201 0:13,986	Ziel Sektion 1 Sektion 2 Sektion 3 0:46,563 0:18,409 0:14,232 0:13,921	Ziel Sektion 1 Sektion 2 Sektion 3 0:46,635 0:18,342 0:14,224 0:13,956	Ziel Sektion 1 Sektion 2 Sektion 3 0:46,675 0:18,402 0:14,317 0:13,910	Ziel Sektion 1 Sektion 2 Sektion 3 0:46,676 0:18,424 0:14,293 0:13,950
Runde 1	0:49,947 0:20,324 0:15,147 0:14,476	0:53,310 0:22,637 0:16,016 0:14,657	0:57,424 0:23,379 0:17,989 0:16,056	0:51,219 0:21,404 0:15,389 0:14,426	0:52,607 0:21,348 0:16,072 0:15,187
Runde 2	0:47,941 0:18,752 0:14,677 0:14,512	0:49,937 0:19,963 0:15,215 0:14,759	0:48,165 0:19,051 0:14,830 0:14,284	0:48,832 0:19,099 0:15,013 0:14,720	0:48,848 0:19,245 0:15,155 0:14,448
Runde 3	0:47,568 0:18,950 0:14,556 0:14,062	0:47,650 0:18,893 0:14,656 0:14,101	0:47,568 0:18,721 0:14,504 0:14,343	0:49,295 0:19,378 0:14,751 0:15,166	0:47,467 0:18,778 0:14,511 0:14,178
Runde 4	0:47,262 0:18,658 0:14,477 0:14,127	0:47,221 0:18,708 0:14,500 0:14,013	0:46,936 0:18,549 0:14,350 0:14,037	0:53,999 0:18,727 0:16,506 0:18,766	0:47,175 0:18,632 0:14,509 0:14,034
Runde 5	0:46,661 0:18,388 0:14,229 0:14,044	0:46,862 0:18,503 0:14,379 0:13,980	0:46,699 0:18,477 0:14,266 0:13,956	0:47,211 0:18,596 0:14,548 0:14,067	0:47,037 0:18,510 0:14,501 0:14,026
Runde 6	0:46,543 0:18,353 0:14,201 0:13,989	0:46,712 0:18,496 0:14,295 0:13,921	0:46,804 0:18,376 0:14,415 0:14,013	0:47,218 0:18,415 0:14,791 0:14,012	0:46,821 0:18,548 0:14,323 0:13,950
Runde 7	0:46,714 0:18,387 0:14,249 0:14,078	0:46,563 0:18,409 0:14,232 0:13,922	0:46,990 0:18,431 0:14,530 0:14,029	0:46,876 0:18,443 0:14,523 0:13,910	0:47,427 0:18,993 0:14,435 0:13,999
Runde 8	0:46,565 0:18,366 0:14,213 0:13,986	0:46,637 0:18,423 0:14,234 0:13,980	0:46,635 0:18,342 0:14,224 0:14,069	0:46,675 0:18,402 0:14,317 0:13,956	0:46,676 0:18,424 0:14,293 0:13,959
Runde 9	0:55,187	0:23,456	0:17,127	0:14,604	
Runde 10					

GERMAN KARTING CHAMPIONSHIPS 2018

13-15 / 04 / 2018

DMSB RegNr 88-2018

Warm Up DKM (OK)

Die schnellsten Zeiten

Ort	Nr. Fahrername	Zeit	Streckenk.	Ø Speed
Ziel	39 Thompson,Harry	0:46,543	1200 m	92,8 km/h
Sektion 1	36 Van Der Helm,Tjimon	0:18,342	531 m	104,2 km/h
Sektion 2	42 Maloney,Zane	0:14,183	390 m	99,0 km/h
Sektion 3	30 Haverkort,Kas	0:13,889	279 m	72,3 km/h

	Smr.42 Maloney,Zane BRB Ricky Flynn Motorsport theoretisch mögliche Bestzeit 0:46,563	Smr.18 Rosso,Andrea ITA CRG Holland theoretisch mögliche Bestzeit 0:46,634	Smr.49 Van Berlo,Glenn NLD LENNOX RACING TEAM theoretisch mögliche Bestzeit 0:46,807	Smr.38 Buus,Bastian DNK RS Competition theoretisch mögliche Bestzeit 0:46,855	Smr.57 Coluccio,Luigi ITA BIREL ART RACING KSW theoretisch mögliche Bestzeit 0:46,737
best	Ziel Sektion 1 Sektion 2 Sektion 3 0:46,682 0:18,395 0:14,183 0:13,985	Ziel Sektion 1 Sektion 2 Sektion 3 0:46,714 0:18,422 0:14,204 0:14,008	Ziel Sektion 1 Sektion 2 Sektion 3 0:46,809 0:18,538 0:14,323 0:13,946	Ziel Sektion 1 Sektion 2 Sektion 3 0:46,855 0:18,456 0:14,396 0:14,003	Ziel Sektion 1 Sektion 2 Sektion 3 0:46,857 0:18,436 0:14,309 0:13,992
Runde 1	1:06,197 0:23,370 0:20,510 0:22,317	0:51,592 0:21,287 0:15,794 0:14,511	0:51,219 0:21,178 0:15,388 0:14,653	0:49,834 0:19,894 0:15,119 0:14,821	0:55,055 0:20,873 0:16,692 0:17,490
Runde 2	0:48,486 0:19,279 0:14,785 0:14,422	0:49,321 0:19,520 0:14,963 0:14,838	0:48,650 0:19,270 0:14,843 0:14,537	0:47,960 0:19,018 0:14,678 0:14,264	0:47,616 0:18,913 0:14,590 0:14,113
Runde 3	0:47,512 0:18,754 0:14,618 0:14,140	0:47,703 0:18,873 0:14,648 0:14,182	0:47,582 0:18,833 0:14,508 0:14,241	0:47,574 0:18,995 0:14,451 0:14,128	0:47,086 0:18,625 0:14,443 0:14,018
Runde 4	0:47,163 0:18,731 0:14,365 0:14,067	0:47,840 0:18,828 0:14,543 0:14,469	0:48,463 0:19,384 0:14,872 0:14,207	0:47,587 0:18,725 0:14,709 0:14,153	0:47,053 0:18,616 0:14,437 0:14,000
Runde 5	0:46,682 0:18,514 0:14,183 0:13,985	0:47,061 0:18,613 0:14,376 0:14,072	0:47,086 0:18,608 0:14,396 0:14,082	0:47,207 0:18,536 0:14,424 0:14,247	0:46,863 0:18,456 0:14,309 0:14,098
Runde 6	0:46,821 0:18,395 0:14,328 0:14,098	0:46,714 0:18,481 0:14,204 0:14,029	0:46,809 0:18,538 0:14,325 0:13,946	0:46,947 0:18,480 0:14,430 0:14,037	0:47,003 0:18,594 0:14,417 0:13,992
Runde 7	0:46,808 0:18,470 0:14,255 0:14,083	0:46,774 0:18,471 0:14,295 0:14,008	0:46,911 0:18,562 0:14,323 0:14,026	0:46,855 0:18,456 0:14,396 0:14,003	0:47,011 0:18,640 0:14,347 0:14,024
Runde 8	0:46,758 0:18,495 0:14,243 0:14,020	0:47,042 0:18,422 0:14,531 0:14,089	0:46,903 0:18,576 0:14,327 0:14,000	0:47,215 0:18,469 0:14,431 0:14,315	0:46,857 0:18,436 0:14,397 0:14,024
Runde 9		0:53,339 0:22,417 0:16,480 0:14,442	0:53,625 0:22,991 0:15,941 0:14,693	0:55,251 0:23,589 0:16,991 0:14,671	0:50,859 0:20,653 0:15,886 0:14,320
Runde 10		0:52,533 0:21,311 0:16,818 0:14,404		0:52,922 0:21,065 0:16,644 0:15,213	
Runde 11					

Warm Up DKM (OK)

Die schnellsten Zeiten			
Ort	Nr. Fahrername	Zeit	σ Speed
Ziel	39 Thompson,Harry	0:46,543	92,8 km/h
Sektion 1	36 Van Der Helm,Tjmen	0:18,342	104,2 km/h
Sektion 2	42 Maloney,Zane	0:14,183	99,0 km/h
Sektion 3	30 Haverkort,Kus	0:13,889	72,3 km/h

	Smr.22 Fritsch,Valentino DEU BIREL ART RACING KSW theoretisch mögliche Bestzeit 0:46,879	Smr.13 Tauscher,Alexander DEU Lanari Racing Team theoretisch mögliche Bestzeit 0:46,740	Smr.11 Ferretti,Jason CHE KSM Schumacher Racing Team theoretisch mögliche Bestzeit 0:46,842	Smr.19 Tröger,Niels DEU RTG Kartsport theoretisch mögliche Bestzeit 0:46,910	Smr.77 Tramnitz,Tim DEU KSM Schumacher Racing Team theoretisch mögliche Bestzeit 0:46,775
best	Ziel Sektion 1 Sektion 2 Sektion 3 0:46,879 0:18,481 0:14,328 0:14,070	Ziel Sektion 1 Sektion 2 Sektion 3 0:46,880 0:18,412 0:14,401 0:13,927	Ziel Sektion 1 Sektion 2 Sektion 3 0:50,646 0:19,875 0:15,380 0:15,391	Ziel Sektion 1 Sektion 2 Sektion 3 0:46,910 0:18,492 0:14,371 0:14,047	Ziel Sektion 1 Sektion 2 Sektion 3 0:46,928 0:18,490 0:14,284 0:14,001
Runde 1	0:52,307 0:21,243 0:16,237 0:14,827	0:50,569 0:20,635 0:15,305 0:14,629	0:50,646 0:19,875 0:15,380 0:15,391	0:51,898 0:20,316 0:15,134 0:16,448	0:52,113 0:21,675 0:15,702 0:14,736
Runde 2	0:48,311 0:18,962 0:15,005 0:14,344	0:48,187 0:19,186 0:14,708 0:14,293	0:48,229 0:19,055 0:14,879 0:14,295	0:48,685 0:19,469 0:14,881 0:14,335	0:49,536 0:20,141 0:15,096 0:14,299
Runde 3	0:48,260 0:19,118 0:14,819 0:14,323	0:47,195 0:18,791 0:14,413 0:13,991	0:47,495 0:18,727 0:14,531 0:14,237	0:47,550 0:18,771 0:14,558 0:14,221	0:47,613 0:18,809 0:14,568 0:14,236
Runde 4	0:47,743 0:18,778 0:14,580 0:14,385	0:47,176 0:18,739 0:14,417 0:14,020	0:47,142 0:18,700 0:14,444 0:13,998	0:47,418 0:18,648 0:14,481 0:14,289	0:47,808 0:18,851 0:14,898 0:14,059
Runde 5	0:47,216 0:18,663 0:14,434 0:14,119	0:47,407 0:18,600 0:14,452 0:14,355	0:46,903 0:18,468 0:14,377 0:14,058	0:47,496 0:18,768 0:14,522 0:14,206	0:47,029 0:18,625 0:14,377 0:14,027
Runde 6	0:47,035 0:18,514 0:14,386 0:14,135	0:46,880 0:18,412 0:14,541 0:13,927	0:46,952 0:18,545 0:14,376 0:14,031	0:47,395 0:18,586 0:14,661 0:14,148	0:47,519 0:18,654 0:14,709 0:14,156
Runde 7	0:46,978 0:18,489 0:14,343 0:14,146	0:46,917 0:18,429 0:14,401 0:14,087	0:47,327 0:18,581 0:14,619 0:14,127	0:47,285 0:18,806 0:14,413 0:14,066	0:46,983 0:18,698 0:14,284 0:14,001
Runde 8	0:46,879 0:18,481 0:14,328 0:14,070	0:52,196 0:23,388 0:14,734 0:14,074	0:47,039 0:18,563 0:14,450 0:14,026	0:46,910 0:18,492 0:14,371 0:14,047	0:46,928 0:18,490 0:14,284 0:14,001
Runde 9	0:55,400 0:23,991 0:16,894 0:14,515		0:51,774 0:22,279 0:15,283 0:14,212	0:54,002 0:23,113 0:16,070 0:14,819	0:53,117 0:22,618 0:16,132 0:14,367
Runde 10					

Warm Up DKM (OK)

Die schnellsten Zeiten			
Ort	Nr. Fahrername	Zeit	σ Speed
Ziel	39 Thompson,Harry	0:46,543	1200 m 92,8 km/h
Sektion 1	36 Van Der Helm,Tjmen	0:18,342	531 m 104,2 km/h
Sektion 2	42 McInoney,Zane	0:14,183	390 m 99,0 km/h
Sektion 3	30 Haverkort,Kas	0:13,889	279 m 72,3 km/h

best	Snr.10 O'dey,Levi DEU KSM Schumacher Racing Team theoretisch mögliche Bestzeit 0:46,957		Snr.30 Haverkort,Kas NLD Zanardi racing team theoretisch mögliche Bestzeit 0:47,062		Snr.8 Liwinski,David NLD Mach1 Motorsport theoretisch mögliche Bestzeit 0:47,107		Snr.34 Saarijärvi,Frans-Emil FIN KOSKI MOTORSPORT theoretisch mögliche Bestzeit 0:47,101		Snr.7 Enders,Paul DEU RTG Kartsport theoretisch mögliche Bestzeit 0:47,094							
	Ziel	Sektion 1	Sektion 2	Sektion 3	Ziel	Sektion 1	Sektion 2	Sektion 3	Ziel	Sektion 1	Sektion 2	Sektion 3				
Runde 1	0:47,059	0:18,532	0:14,363	0:14,062	0:47,065	0:18,695	0:14,478	0:13,889	0:47,107	0:18,632	0:14,428	0:14,047	0:47,176	0:18,677	0:14,314	0:14,103
Runde 2	0:52,488	0:21,455	0:15,730	0:15,303	0:57,356	0:25,000	0:17,131	0:15,225	1:04,717	0:28,956	0:19,816	0:15,945	0:51,279	0:21,019	0:15,573	0:14,687
Runde 3	0:48,719	0:19,090	0:14,972	0:14,657	0:53,656	0:22,332	0:16,000	0:15,324	0:57,775	0:24,972	0:17,506	0:15,297	0:48,817	0:19,094	0:14,879	0:14,844
Runde 4	0:48,056	0:19,093	0:14,620	0:14,343	0:55,107	0:22,441	0:16,258	0:16,408	0:54,869	0:23,466	0:16,737	0:14,666	0:48,404	0:18,991	0:14,774	0:14,639
Runde 5	0:47,602	0:18,771	0:14,554	0:14,277	0:50,194	0:20,736	0:15,307	0:14,151	0:52,241	0:21,814	0:16,094	0:14,333	0:47,832	0:18,769	0:14,798	0:14,265
Runde 6	0:47,323	0:18,646	0:14,391	0:14,286	0:51,499	0:20,518	0:15,522	0:15,459	0:50,012	0:21,125	0:14,724	0:14,163	0:47,291	0:18,591	0:14,464	0:14,236
Runde 7	0:47,265	0:18,598	0:14,507	0:14,160	0:48,508	0:19,784	0:14,619	0:14,105	0:47,360	0:18,715	0:14,534	0:14,111	0:47,158	0:18,542	0:14,445	0:14,171
Runde 8	0:47,183	0:18,532	0:14,391	0:14,260	0:47,065	0:18,698	0:14,478	0:13,889	0:47,107	0:18,632	0:14,428	0:14,047	0:47,202	0:18,536	0:14,394	0:14,272
Runde 9	0:47,059	0:18,634	0:14,363	0:14,062	0:48,007	0:18,695	0:14,734	0:14,578	0:56,093	0:22,441	0:18,861	0:14,791	0:47,236	0:18,538	0:14,405	0:14,293
Runde 10	0:55,488	0:24,006	0:16,864	0:14,618	0:53,111	0:23,871	0:14,908	0:14,332	0:53,363	0:21,512	0:17,194	0:14,657	0:53,805	0:23,273	0:16,175	0:14,357
Runde 11	0:51,558	0:21,607	0:15,411	0:14,540	0:52,644	0:23,235	0:15,011	0:14,398	0:51,991	0:21,749	0:15,739	0:14,503	0:51,991	0:21,749	0:15,739	0:14,503
Runde 12	0:52,488	0:21,455	0:15,730	0:15,303	0:57,356	0:25,000	0:17,131	0:15,225	1:04,717	0:28,956	0:19,816	0:15,945	0:51,279	0:21,019	0:15,573	0:14,687
Runde 13	0:48,719	0:19,090	0:14,972	0:14,657	0:53,656	0:22,332	0:16,000	0:15,324	0:57,775	0:24,972	0:17,506	0:15,297	0:48,817	0:19,094	0:14,879	0:14,844
Runde 14	0:48,056	0:19,093	0:14,620	0:14,343	0:55,107	0:22,441	0:16,258	0:16,408	0:54,869	0:23,466	0:16,737	0:14,666	0:48,404	0:18,991	0:14,774	0:14,639
Runde 15	0:47,602	0:18,771	0:14,554	0:14,277	0:50,194	0:20,736	0:15,307	0:14,151	0:52,241	0:21,814	0:16,094	0:14,333	0:47,832	0:18,769	0:14,798	0:14,265
Runde 16	0:47,323	0:18,646	0:14,391	0:14,286	0:51,499	0:20,518	0:15,522	0:15,459	0:50,012	0:21,125	0:14,724	0:14,163	0:47,291	0:18,591	0:14,464	0:14,236
Runde 17	0:47,265	0:18,598	0:14,507	0:14,160	0:48,508	0:19,784	0:14,619	0:14,105	0:47,360	0:18,715	0:14,534	0:14,111	0:47,158	0:18,542	0:14,445	0:14,171
Runde 18	0:47,183	0:18,532	0:14,391	0:14,260	0:47,065	0:18,698	0:14,478	0:13,889	0:47,107	0:18,632	0:14,428	0:14,047	0:47,202	0:18,536	0:14,394	0:14,272
Runde 19	0:47,059	0:18,634	0:14,363	0:14,062	0:48,007	0:18,695	0:14,734	0:14,578	0:56,093	0:22,441	0:18,861	0:14,791	0:47,236	0:18,538	0:14,405	0:14,293
Runde 20	0:55,488	0:24,006	0:16,864	0:14,618	0:53,111	0:23,871	0:14,908	0:14,332	0:53,363	0:21,512	0:17,194	0:14,657	0:53,805	0:23,273	0:16,175	0:14,357
Runde 21	0:51,558	0:21,607	0:15,411	0:14,540	0:52,644	0:23,235	0:15,011	0:14,398	0:51,991	0:21,749	0:15,739	0:14,503	0:51,991	0:21,749	0:15,739	0:14,503

Warm Up DKM (OK)

Die schnellsten Zeiten				
Ort	Nr. Fahrername	Zeit	Streckenkil.	Ø Speed
Ziel	39 Thompson,Harry	0:46,543	1200 m	92,8 km/h
Sektion 1	36 Van Der Helm,Tjimon	0:18,342	531 m	104,2 km/h
Sektion 2	42 Maloney,Zane	0:14,183	390 m	99,0 km/h
Sektion 3	30 Haverkort,Kus	0:13,889	279 m	72,3 km/h

	Smr.21 Anderrüti,Leandro CHE S.R.T. Motorsport			Smr.40 Fussen,Jan David DEU Solgat Motorsport			Smr.33 Kortelainen,Rasmus FIN KOSKI MOTOSPORT			Smr.25 Hansen,Mads E DNK TK Racing			Smr.32 Dörr,Phil DEU TB Racing Team							
	theoretisch mögliche Bestzeit	Ziel	Bestzeit	theoretisch mögliche Bestzeit	Ziel	Bestzeit	theoretisch mögliche Bestzeit	Ziel	Bestzeit	theoretisch mögliche Bestzeit	Ziel	Bestzeit	theoretisch mögliche Bestzeit	Ziel	Bestzeit					
best	0:47,232	0:18,589	0:14,440	0:14,165	0:47,234	0:18,646	0:14,451	0:14,056	0:47,242	0:18,626	0:14,435	0:13,979	0:47,313	0:18,640	0:14,491	0:14,089	0:47,342	0:18,677	0:14,451	0:14,159
Runde 1	0:50,512	0:20,408	0:15,407	0:14,697	0:51,926	0:21,259	0:15,854	0:14,813	0:52,005	0:22,033	0:15,470	0:14,502	0:53,452	0:22,130	0:16,320	0:15,002	0:53,806	0:22,219	0:16,040	0:15,547
Runde 2	0:48,626	0:19,403	0:14,797	0:14,426	0:48,624	0:19,436	0:14,839	0:14,349	0:48,176	0:19,151	0:14,671	0:14,354	0:50,670	0:20,703	0:15,105	0:14,862	0:48,876	0:19,402	0:14,981	0:14,493
Runde 3	0:48,364	0:19,099	0:15,009	0:14,256	0:47,498	0:18,704	0:14,553	0:14,161	0:47,839	0:18,830	0:14,601	0:14,408	1:30,106	0:59,994	0:15,564	0:14,548	0:49,254	0:19,690	0:15,297	0:14,267
Runde 4	0:48,270	0:18,968	0:14,696	0:14,606	0:47,237	0:18,650	0:14,473	0:14,114	0:48,593	0:18,917	0:15,417	0:14,259	0:47,968	0:18,739	0:15,006	0:14,223	0:48,414	0:18,866	0:14,657	0:14,891
Runde 5	0:47,871	0:18,753	0:14,575	0:14,543	0:47,400	0:18,715	0:14,477	0:14,208	0:47,293	0:18,626	0:14,600	0:14,067	0:47,313	0:18,659	0:14,550	0:14,104	0:48,557	0:19,023	0:14,992	0:14,542
Runde 6	0:47,622	0:18,622	0:14,568	0:14,432	0:47,234	0:18,673	0:14,451	0:14,110	0:47,242	0:18,737	0:14,456	0:14,049	0:47,462	0:18,859	0:14,514	0:14,089	0:48,554	0:18,813	0:14,825	0:14,916
Runde 7	0:47,232	0:18,589	0:14,478	0:14,165	0:47,303	0:18,680	0:14,567	0:14,056	0:47,373	0:18,818	0:14,576	0:13,979	0:47,322	0:18,640	0:14,491	0:14,191	0:47,490	0:18,677	0:14,646	0:14,167
Runde 8	0:47,301	0:18,597	0:14,440	0:14,264	0:47,247	0:18,646	0:14,516	0:14,085	0:47,360	0:18,833	0:14,435	0:14,092	0:55,455	0:23,945	0:16,823	0:14,687	0:47,342	0:18,732	0:14,451	0:14,159
Runde 9					0:53,786	0:23,231	0:16,080	0:14,475	0:55,658	0:24,201	0:16,790	0:14,667					0:54,085	0:22,825	0:16,274	0:14,986
Runde 10																				
Runde 11									0:51,266	0:20,617	0:15,831	0:14,818								

Warm Up DKM (OK)

Die schnellsten Zeiten			
Ort	Nr. Fahrername	Zeit	σ Speed
Ziel	39 Thompson,Harry	0:46,543	92,8 km/h
Sektion 1	36 Van Der Helm,Tjmen	0:18,342	104,2 km/h
Sektion 2	42 McInney,Zane	0:14,183	99,0 km/h
Sektion 3	30 Haverkort,Kus	0:13,889	72,3 km/h

	Smr.54 Lehtonen, Henri FIN KOSKI MOTORSPORT	Smr.51 Pedersen, Nicolai DNK Brian Pedersen	Smr.55 Qufaj, David DEU KSB RACING TEAM	Smr.45 Read, Tyler GBR Ricky Flynn Motorsport	Smr.14 Tröger, Tim DEU Mach1 Motorsport
best	theoretisch mögliche Bestzeit 0:47,276 Ziel Sektion 1 Sektion 2 Sektion 3 0:47,366 0:18,682 0:14,450 0:14,144	theoretisch mögliche Bestzeit 0:47,250 Ziel Sektion 1 Sektion 2 Sektion 3 0:47,384 0:18,515 0:14,545 0:14,190	theoretisch mögliche Bestzeit 0:47,322 Ziel Sektion 1 Sektion 2 Sektion 3 0:47,390 0:18,565 0:14,654 0:14,103	theoretisch mögliche Bestzeit 0:47,181 Ziel Sektion 1 Sektion 2 Sektion 3 0:47,498 0:18,588 0:14,499 0:14,094	theoretisch mögliche Bestzeit 0:47,384 Ziel Sektion 1 Sektion 2 Sektion 3 0:47,524 0:18,670 0:14,407 0:14,307
Runde 1	0:51,659 0:20,970 0:15,719 0:14,970	0:51,424 0:20,418 0:15,847 0:15,159	0:52,879 0:21,569 0:16,128 0:15,182	0:51,918 0:21,187 0:15,971 0:14,760	0:52,722 0:21,207 0:16,422 0:15,093
Runde 2	0:48,707 0:19,331 0:14,827 0:14,549	0:48,898 0:19,344 0:14,865 0:14,689	0:48,419 0:19,144 0:14,881 0:14,394	0:48,427 0:19,087 0:15,041 0:14,299	0:49,011 0:19,024 0:15,417 0:14,570
Runde 3	0:49,430 0:20,418 0:14,659 0:14,353	0:48,459 0:18,931 0:14,982 0:14,546	0:48,370 0:19,101 0:15,064 0:14,205	0:48,257 0:19,250 0:14,698 0:14,309	0:48,121 0:19,135 0:14,679 0:14,307
Runde 4	0:48,750 0:18,826 0:14,560 0:15,364	0:48,093 0:18,840 0:14,783 0:14,470	0:47,461 0:18,637 0:14,667 0:14,157	0:47,640 0:18,646 0:14,573 0:14,421	0:47,707 0:18,690 0:14,610 0:14,407
Runde 5	0:47,366 0:18,772 0:14,450 0:14,144	0:47,559 0:18,715 0:14,545 0:14,299	0:47,638 0:18,802 0:14,725 0:14,111	0:47,498 0:18,905 0:14,499 0:14,094	0:47,524 0:18,670 0:14,407 0:14,447
Runde 6	0:47,438 0:18,682 0:14,599 0:14,157	0:48,630 0:19,148 0:14,724 0:14,758	0:47,390 0:18,633 0:14,654 0:14,103	0:18,588	0:19,009
Runde 7		0:47,384 0:18,640 0:14,554 0:14,190	0:54,005 0:18,565 0:20,115 0:15,325		
Runde 8		0:47,411 0:18,515 0:14,598 0:14,298	0:48,104 0:18,900 0:14,720 0:14,484		
Runde 9		0:56,025 0:22,129 0:18,384 0:15,512	0:51,532 0:21,509 0:15,510 0:14,513		
Runde 10					

Warm Up DKM (OK)

Die schnellsten Zeiten

Ort	Nr. Fahrername	Zeit	Streckenk.	Ø Speed
Ziel	39 Thompson,Harry	0:46,543	1200 m	92,8 km/h
Sektion 1	36 Van Der Helm,Tjmen	0:18,342	531 m	104,2 km/h
Sektion 2	42 Maloney,Zane	0:14,183	390 m	99,0 km/h
Sektion 3	30 Haverkort,Kus	0:13,889	279 m	72,3 km/h

best	Snr.17 Füngeling,Luke DEU Valier Motorsport		Snr.29 Skjellerup,Oliver DNK Robert Schlunssen		Snr.4 Arnold,Felix DEU KSM Schumacher Racing Team		Snr.15 Maisch,Luca DEU TB Racing Team					
	theoretisch mögliche Bestzeit	Ziel	theoretisch mögliche Bestzeit	Ziel	theoretisch mögliche Bestzeit	Ziel	theoretisch mögliche Bestzeit	Ziel				
Runde 1	0:51,939	0:20,844	0:15,800	0:15,295	0:51,682	0:21,282	0:15,695	0:14,705	0:48,425	0:18,657	0:14,539	0:14,281
Runde 2	0:49,870	0:19,423	0:15,629	0:14,818	0:49,510	0:19,555	0:15,067	0:14,888	3:29,361	2:57,899	0:16,272	0:15,190
Runde 3	0:49,320	0:19,488	0:15,340	0:14,492	0:47,727	0:18,797	0:14,589	0:14,341	0:49,091	0:19,805	0:14,983	0:14,303
Runde 4	0:50,466	0:19,486	0:14,872	0:16,108	4:04,511	3:34,384	0:15,386	0:14,741	0:49,618	0:20,448	0:14,998	0:14,172
Runde 5	0:48,413	0:19,031	0:14,798	0:14,584	0:55,359	0:23,779	0:16,891	0:14,689	0:48,571	0:19,699	0:14,727	0:14,145
Runde 6	0:48,326	0:18,742	0:14,915	0:14,669	0:52,839	0:21,060	0:16,639	0:15,140	0:48,654	0:19,365	0:14,928	0:14,361
Runde 7	0:48,568	0:18,971	0:14,970	0:14,627					0:50,414	0:19,537	0:16,695	0:14,182
Runde 8	0:47,676	0:18,758	0:14,551	0:14,367	0:48,355	0:19,112	0:14,614	0:14,629	0:48,355	0:19,112	0:14,614	0:14,629
Runde 9	0:51,548	0:21,361	0:15,635	0:14,552	0:53,236	0:23,041	0:15,778	0:14,417	0:53,236	0:23,041	0:15,778	0:14,417
Runde 10												

Strecke / track: 1200m
 schnellste Rennrunde gefahren von Niels Tröger aus Lauf 2 / Runde 8 in 0:46,515

Doc. 39

Pos	Str. Nr.	Fahrer Driver	Nation	Bewerber/Sponsor	Nation	Lizenz / B-Lizenz	Chassis/Motor/Reifen	Punkte Points	Quali POS	Lauf Heat	Pos	Punkte Points	Rn. Lap	Zeit Time	schnellste fastest Lap	Runde in Lap	in Runde in Lap
1	86	Sasse, Hugo	DEU	TB Racing Team	DEU	IKCR 1147248 KBF 1116906	Kart Republic / Iame / Vega	4	1	2	1	0	13	10:12,080	0:46,516	11	11
2	46	Nielsen, Nicklas	DNK	KSM Schumacher Racing Team	DEU	31727 KBF1067587	Tony Kart / Vortex / Vega	4	3	1	2	2	13	10:12,681	0:46,662	7	11
3	42	Maloney, Zane	GBR	Ricky Flynn Motorsport	GBR	376 162392	FA Kart / Vortex / Vega	5	2	1	1	0	13	10:11,107	0:46,556	9	9
4	30	Haverkort, Kas	NLD	Zanardi racing team	NLD	36154 28613	CRG / TM / Vega	5	10	2	3	3	13	10:13,951	0:46,527	11	9
5	39	Thompson, Harry	GBR	Ricky Flynn Motorsport	GBR	265302 162392	FA Kart / Vortex / Vega	6	8	1	3	3	13	10:13,801	0:46,700	7	12
6	13	Tauscher, Alexander	DEU	Lanari Racing Team	DEU	IKC 1162751 KBF 1159049	Kart Republic / Iame / Vega	12	6	1	7	7	13	10:15,054	0:46,727	10	10
7	18	Rosso, Andrea	ITA	CRG Holland	NLD	344925 15521	CRG / TM / Vega	12	15	1	8	8	13	10:16,278	0:46,619	6	13
8	15	Maisch, Luca	DEU	TB Racing Team	DEU	IKC 1154306 KBF 1116906	Kart Republic / Iame / Vega	13	5	1	5	5	13	10:14,595	0:46,650	9	12
9	36	Van Der Helm, Tijmen	NLD	KSM Schumacher Racing Team	DEU	35964 KBF1067587	Tony Kart / Vortex / Vega	13	14	1	4	4	13	10:14,484	0:46,554	8	11
10	49	Van Berlo, Glenn	NLD	LENNOX RACING TEAM	ITA	36847 32955	Expriit / Vortex / Vega	13	17	1	6	6	13	10:14,713	0:46,530	7	11
11	77	Tramnitz, Tim	DEU	KSM Schumacher Racing Team	DEU	IKCR 1161254 KBF 1067587	Tony Kart / Vortex / Vega	17	9	1	10	10	13	10:17,268	0:46,579	9	11
12	11	Ferati, Jasin	CHE	KSM Schumacher Racing Team	DEU	502257 KBF 1067587	Tony Kart / Vortex / Vega	21	37	2	9	9	13	10:24,001	0:46,833	10	7
13	66	Zug, Marius	DEU	TB Racing Team	DEU	IKC 1153913 KBF 1116906	Kart Republic / Parilla / Vega	22	11	1	11	11	13	10:18,504	0:46,775	6	8
14	34	Saarijärvi, Frans-Emil	FIN	KOSKI MOTORSPORT	FIN	34765557 50054310	Tony Kart / Vortex / Vega	22	18	1	12	12	13	10:19,957	0:46,665	8	11
15	57	Coluccio, Luigi	ITA	BIREL ART RACING KSW	AUT	344161 BK102	BirelART / Tm Racing / Vega	24	4	2	24	24	8	6:20,900	0:46,847	7	12
16	8	Liwinski, David	NLD	Mach1 Motorsport	DEU	35786 KBF 1005514	Mach1 / Parilla Iame OK / Vega	24	16	2	6	6	13	10:19,605	0:46,648	8	12
17	7	Enders, Paul	DEU	RTG Kartsport	DEU	IKCR 1141749 KBF 1166823	CRG / Iame / Vega	25	19	2	8	8	13	10:22,755	0:46,817	11	11
18	22	Fritsch, Valentino	DEU	BIREL ART RACING KSW	AUT	IKB 1173038 BK 102	BirelART / TM / Vega	27	26	1	14	14	13	10:20,385	0:46,784	13	11
19	38	Buus, Bastian	DNK	RS Competition	DNK	59991 36053	Tony Kart / Vortex / Vega	31	7	2	25	25	8	6:21,110	0:46,699	7	12
20	32	Dörr, Phil	DEU	TB Racing Team	DEU	IKC 1162847 KBF 1116906	Kart Republic / Parilla / Vega	31	38	1	17	17	13	10:23,123	0:46,862	11	11
21	45	Read, Tyler	GBR	Ricky Flynn Motorsport	GBR	263149 162392	FA Alonso / Vortex / Vega	32	45	1	19	19	13	10:26,418	0:46,774	7	12
22	17	Füngeling, Luke	DEU	Valier Motorsport	DEU	IKC 1136804 KBF 1063735	SODI / Iame / Vega	35	24	1	24	24	13	10:28,866	0:46,759	13	13
23	19	Tröger, Niels	DEU	RTG Kartsport	DEU	IKC 1139697 KBF 1166823	CRG / Iame / Vega	36	13	2	26	26	8	6:21,315	0:46,515	8	9
24	4	Arnold, Felix	DEU	KSM Schumacher Racing Team	DEU	IKA 1138542 KBF 1067587	Tony Kart / Vortex / Vega	36	21	1	13	13	13	10:20,192	0:46,707	9	8
25	25	Hansen, Mads E	DNK	TK Racing	DNK	39007 52208	FA Kart / IAME / Vega	36	34	2	15	15	13	10:31,301	0:47,055	10	13
26	10	O'dey, Levi	DEU	KSM Schumacher Racing Team	DEU	IKCR 1164486 KBF 1067587	Tony Kart / Vortex / Vega	37	12	1	9	9	13	10:17,746	0:46,735	8	2
27	51	Pedersen, Nicolai	DNK	Brian Pedersen	DNK	65102 65885	Kosmic / Vortex / Vega	38	39	1	20	20	13	10:27,039	0:46,904	7	11
28	33	Kortelainen, Rasmus	FIN	KOSKI MOTORSPORT	FIN	34745739 50054310	Tony Kart / Vortex / Vega	39	22	2	20	20	13	10:40,100	0:47,087	9	7
29	55	Qufaj, David	DEU	KSB RACING TEAM	AUT	IKC 1141427 BK 002	Kosmic / Vortex / Vega	41	46	2	16	16	13	10:31,588	0:46,933	10	11
30	14	Tröger, Tim	DEU	Mach1 Motorsport	DEU	IKC 1132554 KBF 1005514	Mach1 / Iame / Vega	42	30	1	30	30	10	8:18,490	0:46,904	8	10
31	21	Anderrüti, Leandro	CHE	S.R.T. Motorsport	CHE	500212 500063	OTK / Vortex / Vega	42	42	1	21	21	13	10:27,638	0:47,107	7	11
32	40	Fusen, Jan David	DEU	Solgat Motorsport	DEU	IKC 1137577 KBF 1079882	BirelArt / TM / Vega	43	31	2	27	27	3	2:34,160	0:48,906	2	11
33	29	Skjellerup, Oliver	DNK	Robert Schlussen	DNK	58044 36053	Tony Kart / Vortex / Vega	44	23	1	29	29	13	10:33,054	0:47,668	13	10
34	54	Lehtonen, Henri	FIN	KOSKI MOTORSPORT	FIN	28654661 50054310	Tony Kart / Vortex / Vega	44	33	1	15	15	13	10:21,216	0:46,912	10	2
35	20	Linty, Etienne	ITA	EMILIA KART SRL	ITA	337697 295453	BirelART / Iame / Vega	45	27	1	31	31	-	0:02,834	-	-	10
36	52	Di Prima, Livio	CHE	Solgat Motorsport	DEU	12345 KBF1079882	BirelART / IAME / Vega	45	43	2	19	19	13	10:36,075	0:47,562	7	5
37	56	Cuman, Nicolo	ITA	Ronni Leopoldo Cuman	ITA	343623 343622	TONY KART / VORTEX / Vega	46	28	3	26	26	13	10:35,967	0:47,689	5	7
38	9	Mendez, Juan Diego	PAN	EMILIA KART SRL	ITA	079 295453	BirelArt / Iame / Vega	47	32	1	27	27	13	10:32,374	0:47,004	7	8
										3	20	20	13	10:29,822	0:47,060	11	

Strecke / track: 1200m

schnellste Rennrunde gefahren von Niels Träger aus Lauf 2 / Runde 8 in 0:46,515

Doc. 39


Pos	Str. Nr.	Fahrer Driver	Nation	Bewerber/Sponsor	Nation	Lizenz / B-Lizenz	Chassis/Motor/Reifen	Punkte Points	Quali POS	Lauf Heat	Pos	Punkte Points	Rn. Lp	Zeit Time	schnellste Runde fastest Lap	Runde in Lap
39	12	Schulte, Maximilian	DEU	Solgat Motorsport	DEU	IKCR 1153757 KBF 1079882	BirelArt / TM / Vega	47	47	1	25	25	13	10:30,814	0:47,199	7
										3	22	22	13	10:31,463	0:46,973	13
40	16	Volz, Rico	DEU	RS-Motorsport	DEU	IKC 1154071 KBF 1104126	CRG / lame / Vega	48	29	1	16	16	13	10:21,794	0:46,994	13
										3	32	32	3	2:36,199	0:48,110	3
41	88	Schmidli, Titus-Shanghai	CHE	S.R.T. Motorsport	CHE	502418 500062	OTK / Vortex / Vega	48	36	1	18	18	13	10:25,924	0:47,110	8
										2	30	30	2	1:44,945	0:49,270	2
42	23	Pros, Frantisek	CZE	PRAGA VMS RACING	CZE	18 SA0105 18 AT 00031	PRAGA / TM / Vega	49	35	1	22	22	13	10:27,970	0:47,260	7
										3	27	27	13	10:40,292	0:47,112	12
43	44	Muth, Lukas	CHE	KSB RACING TEAM	AUT	502233 BK 002	Kosmic / Vortex / Vega	50	25	2	22	22	13	10:52,337	0:47,148	10
										3	28	28	13	10:51,950	0:47,034	10
44	41	Skocdopole, Dan	CZE	Ricky Flynn Motorsport	GBR	919 162392	FA Alonso / Vortex / Vega	52	20	1	28	28	13	10:31,509	0:47,135	8
										3	24	24	13	10:32,322	0:47,178	11
45	27	Born, Miklas	CHE	Innovative Competition	CHE	505145 500033	Exprit / Vortex / Vega	54	40	2	31	31	-	0:03,876	-	-
										3	23	23	13	10:32,271	0:47,209	12
46	31	Meyer Hansen, Mikkel	DNK	Racing Motor DK	DNK	36477 03587	KALI-KART / TM / Vega	54	44	1	23	23	13	10:28,165	0:47,080	13
										3	31	31	5	4:10,948	0:47,473	5
47	24	Pavlíček, Matěj	CZE	PRAGA VMS RACING	CZE	18 AS 0060 18 AT 00031	PRAGA / TM / Vega	56	41	1	26	26	13	10:31,243	0:47,219	7
										3	30	30	5	4:10,827	0:47,716	3

Rennleitung: Kai Medefind Racedirektor: Thomas Lainer

Sportkommissare: Th. Ferrero / U. Bell / H. Seidel / P. Acerbi

Techn. Kommissare: H.-J. Dangers / M. Grasshoff / C. Schmidt / D. Pietzko / M. Somera / A. Mazzanti

Zeitnahme: KART-DATA timing service Franz Schieszler / Martin Summerer



17	54	KOSKI MOTORSPORT Lehtonen Henri Startposition 34	17	29	Robert Schlunssen Skjellerup Oliver Startposition 33
16	40	Solgar Motorsport Fusen Jan David Startposition 32	16	21	S.R.T. Motorsport Anderrüti Leandro Startposition 31
15	14	Mach1 Motorsport Tröger Tim Startposition 30	15	55	KSB RACING TEAM Qufaj David Startposition 29
14	33	KOSKI MOTORSPORT Kortelainen Rasmus Startposition 28	14	51	Brian Pedersen Pedersen Nicolai Startposition 27
13	10	KSM Schumacher Racing Team O'dey Levi Startposition 26	13	25	TK Racing Hansen Mads E Startposition 25
12	4	KSM Schumacher Racing Team Arnold Felix Startposition 24	12	19	RTG Kartsport Tröger Niels Startposition 23
11	17	Valier Motorsport Füngeling Luke Startposition 22	11	45	Ricky Flynn Motorsport Read Tyler Startposition 21
10	32	TB Racing Team Dörr Phil Startposition 20	10	38	RS Competition Buus Bastian Startposition 19
9	22	BIREL ART RACING KSW Fritsch Valentino Startposition 18	9	7	RTG Kartsport Enders Paul Startposition 17
8	8	Mach1 Motorsport Liwinski David Startposition 16	8	57	BIREL ART RACING KSW Coluccio Luigi Startposition 15
7	34	KOSKI MOTORSPORT Saarijärvi Frans-Emil Startposition 14	7	66	TB Racing Team Zug Marius Startposition 13
6	11	KSM Schumacher Racing Team Ferati Jasin Startposition 12	6	77	KSM Schumacher Racing Team Tramnitz Tim Startposition 11
5	49	LENNOX RACING TEAM Van Berlo Glenn Startposition 10	5	36	KSM Schumacher Racing Team Van Der Helm Tijmen Startposition 9
4	15	TB Racing Team Maisch Luca Startposition 8	4	18	CRG Holland Rosso Andrea Startposition 7
3	13	Lanari Racing Team Tauscher Alexander Startposition 6	3	39	Ricky Flynn Motorsport Thompson Harry Startposition 5
2	30	Zanardi racing team Haverkort Kas Startposition 4	2	42	Ricky Flynn Motorsport Maloney Zane Startposition 3
1	46	KSM Schumacher Racing Team Nielsen Nicklas Startposition 2	1	86	TB Racing Team Sasse Hugo Startposition 1

Starting Grid of Ranking Qualifying Heats DKM (OK)

Rennen 15 / Race 1

DMSB RegNr 08-2018

R 11 DKM (OK) Heat 3 A <> B

NEU - 1 - NEW

Strecke / track: 1200m

fastest Lap Sasse, Hugo at: 0:46,580

started: 32 classified: 32 not classified: 0

Doc. 3.1

Pos	Str. Nr.	Fahrer / Driver	Nation	Bewerber/Sponsor	Nation	Lizenz / B-Lizenz	Chassis/Motor/Reifen	Points	Runden Laps	Gesamtzeit Differenz	Abstand Gap	beste Runde best Lap	in R. in L.	o Geschw. g Speed
1	57	Coluccio, Luigi	ITA	BIREL ART RACING KSW	AUT	344161 BK102	BirelART / Tm Racing / Vega	0	13	10:15,999		0:46,802	12	91,2 km/h
2	30	Haverkort, Kas	NLD	Zanardi racing team	NLD	36154 28613	CRG / TM / Vega	2	13	10:16,210	0:00,211	0:46,799	9	91,1 km/h
3	39	Thompson, Harry	GBR	Ricky Flynn Motorsport	GBR	265302 162392	FA Kart / Vortex / Vega	3	13	10:17,201	0:01,202	0:46,607	12	91 km/h
4	86	Sasse, Hugo	DEU	TB Racing Team	DEU	IKCR 1147248 KBF 1116906	Kart Republic / Iame / Vega	4	13	10:17,277	0:01,278	0:46,580	12	91 km/h
5	42	Maloney, Zane	GBR	Ricky Flynn Motorsport	GBR	376 162392	FA Kart / Vortex / Vega	5	13	10:17,803	0:01,804	0:46,585	9	90,9 km/h
6	38	Buus, Bastian	DNK	RS Competition	DNK	59991 36053	Tony Kart / Vortex / Vega	6	13	10:18,491	0:02,492	0:46,672	12	90,8 km/h
7	49	Van Berlo, Glenn	NLD	LENNOX RACING TEAM	ITA	36847 322955	Exprit / Vortex / Vega	7	13	10:18,805	0:02,806	0:46,726	11	90,8 km/h
8	15	Maisch, Luca	DEU	TB Racing Team	DEU	IKC 1154306 KBF 1116906	Kart Republic / Iame / Vega	8	13	10:19,686	0:03,687	0:46,663	12	90,6 km/h
9	36	Van Der Helm, Tijmen	NLD	KSM Schumacher Racing Team	DEU	35964 KBF1067587	Tony Kart / Vortex / Vega	9	13	10:20,077	0:04,078	0:46,623	11	90,6 km/h
10	19	Tröger, Niels	DEU	RTG Kartsport	DEU	IKC 1139697 KBF 1166823	CRG / Iame / Vega	10	13	10:22,581	0:06,582	0:46,628	9	90,2 km/h
11	66	Zug, Marius	DEU	TB Racing Team	DEU	IKC 1153313 KBF 1116906	Kart Republic / Parilla / Vega	11	13	10:23,114	0:07,115	0:46,795	8	90,1 km/h
12	11	Ferati, Jasin	CHE	KSM Schumacher Racing Team	DEU	502257 KBF 1067587	Tony Kart / Vortex / Vega	12	13	10:23,812	0:07,813	0:46,880	7	90 km/h
13	22	Fritsch, Valentino	DEU	BIREL ART RACING KSW	AUT	IKB 1173038 BK 102	BirelART / TM / Vega	13	13	10:25,205	0:09,206	0:46,953	11	89,8 km/h
14	32	Dörr, Phil	DEU	TB Racing Team	DEU	IKC 1162847 KBF 1116906	Kart Republic / Parilla / Vega	14	13	10:25,438	0:09,439	0:46,873	11	89,8 km/h
15	29	Skjellerup, Oliver	DNK	Robert Schlussen	DNK	58044 36053	Tony Kart / Vortex / Vega	15	13	10:25,937	0:09,938	0:46,917	10	89,7 km/h
16	40	Fusen, Jan David	DEU	Solgat Motorsport	DEU	IKC 1137577 KBF 1079882	BirelArt / TM / Vega	16	13	10:26,505	0:10,506	0:46,890	11	89,6 km/h
17	7	Enders, Paul	DEU	RTG Kartsport	DEU	IKCR 1141745 KBF 1166823	CRG / Iame / Vega	17	13	10:27,551	0:11,552	0:46,817	11	89,5 km/h
18	8	Liwinski, David	NLD	Mach1 Motorsport	DEU	35786 KBF 1005514	Mach1 / Parilla Iame OK / Vega	18	13	10:28,248	0:12,249	0:46,822	12	89,4 km/h
19	33	Kortelainen, Rasmus	FIN	KOSKI MOTORSPORT	FIN	34745735 50054310	Tony Kart / Vortex / Vega	19	13	10:28,941	0:12,942	0:46,987	7	89,3 km/h
20	9	Mendez, Juan Diego	PAN	EMILIA KART SRL	ITA	079 295453	BirelArt / Iame / Vega	20	13	10:29,822	0:13,823	0:47,060	11	89,2 km/h
21	25	Hansen, Mads E	DNK	TK Racing	DNK	39007 52208	FA Kart / IAME / Vega	21	13	10:30,989	0:14,990	0:47,125	13	89 km/h
22	12	Schulte, Maximilian	DEU	Solgat Motorsport	DEU	IKCR 1153757 KBF 1079882	BirelART / TM / Vega	22	13	10:31,463	0:15,464	0:46,973	13	88,9 km/h
23	27	Born, Miklas	CHE	Innovative Competition	CHE	505145 500033	Exprit / Vortex / Vega	23	13	10:32,271	0:16,272	0:47,209	12	88,8 km/h
24	41	Skodopole, Dan	CZE	Ricky Flynn Motorsport	GBR	919 162392	FA Alonso / Vortex / Vega	24	13	10:32,322	0:16,323	0:47,178	11	88,8 km/h
25	55	Qufaj, David	DEU	KSB RACING TEAM	AUT	IKC 1141427 BK 002	Kosmik / Vortex / Vega	25	13	10:35,774	0:19,775	0:47,204	11	88,3 km/h
26	52	Di Prima, Livio	CHE	Solgat Motorsport	DEU	12345 KBF1079882	BirelART / IAME / Vega	26	13	10:35,967	0:19,968	0:47,689	5	88,3 km/h
27	23	Pros, Frantisek	CZE	PRAGA VMS RACING	CZE	18 SA0105 18 AT 00031	PRAGA / TM / Vega	27	13	10:40,292	0:24,293	0:47,112	12	87,7 km/h
28	44	Muth, Lukas	CHE	KSB RACING TEAM	AUT	502233 BK 002	Kosmic / Vortex / Vega	28	13	10:51,950	0:35,951	0:47,034	10	86,1 km/h
29	56	Cuman, Nicolo	ITA	Ronni Leopoldo Cuman	ITA	343623 343622	TONY KART / VORTEX / Vega	29	9	7:30,861	4 R	0:46,996	7	86,2 km/h
30	24	Pavlíček, Matěj	CZE	PRAGA VMS RACING	CZE	18 AS 0066 18 AT 00031	PRAGA / TM / Vega	30	5	4:10,827	8 R	0:47,716	3	86,1 km/h
31	31	Meyer Hansen, Mikkel	DNK	Racing Motor DK	DNK	36477 03587	KALL-KART / TM / Vega	31	5	4:10,948	8 R	0:47,473	5	86,1 km/h
32	16	Volz, Rico	DEU	RS-Motorsport	DEU	IKC 1154071 KBF 1104126	CRG / Iame / Vega	32	3	2:36,199	10 R	0:48,110	3	83 km/h

StNr. 44,55,19,7,5 sec penalty Frontfiring

StNr. 16,5 sec penalty Pushing

StNr. 8,5 sec penalty

Rennleitung: Kai Medefind Racedirektor: Thomas Lainer

Sportkommissare: Th. Ferrero / U. Bell / H. Seidel / P. Acerbi

Techn. Kommissare: H-J. Dangers / M. Grasshoff / C. Schmidt / D. Pietzko / M. Somera / A. Mazzanti

Zeitnahme: KART-DATA timing service Franz Schieszler / Martin Summerer

Zeitnahme / timekeeping

control *Schieszler*
 Franz Schieszler

Aushangzeit : 18:12:52



R 11 DKM (OK) Heat 3 A < > B

Strecke / track: 1200

Fahrername Driver	Coluccio Luigi	Haverkort Kas	Thompson Harry	Sasse Hugo	Maloney Zane	Buus Bastian	Van Berlo Glenn	Maisch Luca	Van Der Helm Tijmen	Tröger Niels	Zug Marius	Liwinski David
schnellste Runde in Runde	0:46,802 Rn. 12	0:46,799 Rn. 9	0:46,607 Rn. 12	0:46,580 Rn. 12	0:46,585 Rn. 9	0:46,672 Rn. 12	0:46,726 Rn. 11	0:46,663 Rn. 12	0:46,623 Rn. 11	0:46,628 Rn. 9	0:46,795 Rn. 8	0:46,822 Rn. 12
Speed	92,3 km/h	92,3 km/h	92,7 km/h	92,7 km/h	92,7 km/h	92,6 km/h	92,5 km/h	92,6 km/h	92,7 km/h	92,6 km/h	92,3 km/h	92,3 km/h
Lap 1	0:48,477	0:48,805	0:49,302	0:49,408	0:49,325	0:49,106	0:50,394	0:50,356	0:50,508	0:50,058	0:50,424	0:50,842
Lap 2	0:47,715	0:47,953	0:48,228	0:49,071	0:47,926	0:47,948	0:48,178	0:48,653	0:48,502	0:47,949	0:48,083	0:48,224
Lap 3	0:47,630	0:47,521	0:47,988	0:47,869	0:48,395	0:49,153	0:47,792	0:47,836	0:49,433	0:48,074	0:47,759	0:48,767
Lap 4	0:47,371	0:47,308	0:47,459	0:48,156	0:49,485	0:48,650	0:48,455	0:49,080	0:48,041	0:48,096	0:49,730	0:49,043
Lap 5	0:47,334	0:47,304	0:47,356	0:46,986	0:46,950	0:47,054	0:47,156	0:47,294	0:47,144	0:47,154	0:47,352	0:47,704
Lap 6	0:47,243	0:47,063	0:46,973	0:46,804	0:46,956	0:47,225	0:46,990	0:47,036	0:47,238	0:47,011	0:47,667	0:47,164
Lap 7	0:46,993	0:46,945	0:46,845	0:46,735	0:46,772	0:46,991	0:46,770	0:46,912	0:46,864	0:46,862	0:47,210	0:46,990
Lap 8	0:46,910	0:47,038	0:46,812	0:46,812	0:46,709	0:46,783	0:46,781	0:46,684	0:46,667	0:46,701	0:46,795	0:47,001
Lap 9	0:46,825	0:46,799	0:46,758	0:46,737	0:46,585	0:46,776	0:46,763	0:46,839	0:46,765	0:46,628	0:46,882	0:46,939
Lap 10	0:47,107	0:46,982	0:46,824	0:46,748	0:46,720	0:46,723	0:46,741	0:46,718	0:46,679	0:46,735	0:46,887	0:46,965
Lap 11	0:46,886	0:46,821	0:46,669	0:46,681	0:46,606	0:46,730	0:46,726	0:46,697	0:46,623	0:46,662	0:47,036	0:46,860
Lap 12	0:46,802	0:46,861	0:46,607	0:46,580	0:46,757	0:46,672	0:46,750	0:46,663	0:46,679	0:46,723	0:47,081	0:46,822
Lap 13	0:47,006	0:46,812	0:47,232	0:47,216	0:46,701	0:46,783	0:46,741	0:46,918	0:46,652	0:46,718	0:47,992	0:47,542

R 11 DKM (OK) Heat 3 A <> B

Strecke / track: 1200

Fahrername Driver	Ferati Jasin	Fritsch Valentino	Dörr Phil	Skjellerup Oliver	Fusen Jan David	Enders Paul	Kortelainen Rasmus	Mendez Juan Diego	Hansen Mads E	Schulte Maximilian	Born Miklas	Skodopole Dan
schnellste Runde in Runde	0:46,880 Rn. 7	0:46,953 Rn. 11	0:46,873 Rn. 11	0:46,917 Rn. 10	0:46,890 Rn. 11	0:46,817 Rn. 11	0:46,987 Rn. 7	0:47,060 Rn. 11	0:47,125 Rn. 13	0:46,973 Rn. 13	0:47,209 Rn. 12	0:47,178 Rn. 11
Speed	92,2 km/h	92,0 km/h	92,2 km/h	92,1 km/h	92,1 km/h	92,3 km/h	91,9 km/h	91,8 km/h	91,7 km/h	92,0 km/h	91,5 km/h	91,6 km/h
Lap 1	0:52,002	0:50,809	0:52,258	0:52,049	0:52,954	0:51,039	0:52,171	0:52,117	0:52,157	0:52,729	0:53,081	0:54,514
Lap 2	0:48,531	0:48,122	0:49,103	0:48,327	0:49,855	0:48,116	0:48,994	0:49,481	0:50,983	0:49,893	0:50,126	0:50,007
Lap 3	0:47,775	0:49,048	0:48,320	0:48,082	0:48,019	0:49,306	0:47,983	0:48,870	0:47,755	0:47,932	0:48,124	0:48,109
Lap 4	0:48,100	0:48,327	0:47,419	0:48,416	0:48,443	0:48,264	0:48,334	0:48,340	0:48,471	0:48,176	0:48,458	0:48,257
Lap 5	0:47,808	0:49,535	0:48,306	0:49,607	0:47,470	0:47,164	0:47,875	0:47,944	0:47,627	0:48,311	0:47,833	0:48,042
Lap 6	0:47,128	0:47,133	0:47,225	0:47,106	0:47,297	0:47,386	0:47,194	0:48,078	0:48,269	0:47,997	0:47,972	0:48,014
Lap 7	0:46,880	0:47,027	0:47,079	0:47,013	0:47,078	0:46,943	0:46,987	0:48,023	0:47,312	0:47,829	0:48,116	0:48,094
Lap 8	0:47,019	0:47,137	0:47,119	0:47,217	0:46,909	0:46,985	0:50,348	0:47,554	0:47,635	0:47,579	0:47,401	0:47,390
Lap 9	0:47,061	0:46,988	0:46,953	0:46,925	0:47,094	0:46,900	0:47,356	0:47,351	0:47,689	0:48,283	0:48,083	0:48,117
Lap 10	0:46,937	0:47,015	0:47,103	0:46,917	0:47,277	0:46,977	0:47,367	0:47,321	0:47,319	0:47,225	0:47,311	0:47,417
Lap 11	0:46,928	0:46,953	0:46,873	0:47,020	0:46,890	0:46,817	0:47,193	0:47,060	0:47,281	0:47,229	0:47,277	0:47,178
Lap 12	0:46,948	0:47,027	0:47,047	0:47,266	0:47,006	0:46,973	0:47,308	0:47,221	0:47,958	0:47,113	0:47,209	0:47,198
Lap 13	0:47,069	0:47,084	0:47,090	0:47,113	0:47,025	0:47,224	0:47,109	0:47,263	0:47,125	0:46,973	0:47,357	0:47,306

R 11 DKM (OK) Heat 3 A < > B

Strecke / track: 1200

Fahrername Driver	Qufaj David	Di Prima Livio	Pros Frantisek	Muth Lukas	Cuman Nicolò	Pavlíček Matěj	Meyer Hansen Mikkel	Volz Rico
schnellste Runde	0:47,204 Rn. 11	0:47,689 Rn. 5	0:47,112 Rn. 12	0:47,034 Rn. 10	0:46,996 Rn. 7	0:47,716 Rn. 3	0:47,473 Rn. 5	0:48,110 Rn. 3
Speed	91,5 km/h	90,6 km/h	91,7 km/h	91,8 km/h	91,9 km/h	90,5 km/h	91,0 km/h	89,8 km/h
Lap 1	0:52,248	0:52,090	1:08,176	0:51,679	0:52,038	0:52,866	0:52,975	0:51,699
Lap 2	0:49,841	0:49,135	0:47,906	0:48,213	0:48,562	0:50,165	0:49,902	0:48,266
Lap 3	0:47,807	0:48,441	0:47,672	0:48,160	0:48,026	0:47,716	0:48,309	0:48,110
Lap 4	0:48,592	0:48,122	0:47,484	1:11,070	0:48,706	0:48,428	0:48,269	
Lap 5	0:47,653	0:47,689	0:47,449	0:47,389	0:47,870	0:47,988	0:47,473	
Lap 6	0:48,003	0:49,450	0:47,372	0:47,436	0:47,214			
Lap 7	0:47,471	0:47,834	0:47,193	0:47,116	0:46,996			
Lap 8	0:48,034	0:47,788	0:47,251	0:47,278	0:51,644			
Lap 9	0:47,539	0:48,757	0:47,451	0:47,203	0:56,709			
Lap 10	0:47,217	0:47,878	0:47,465	0:47,034				
Lap 11	0:47,204	0:48,015	0:47,157	0:47,121				
Lap 12	0:47,876	0:47,740	0:47,112	0:47,059				
Lap 13	0:47,234	0:49,041	0:47,345	0:47,216				

R 11 DKM (OK) Heat 3 A < > B

Ziel		Sektion 1		Sektion 2		Sektion 3	
Fahrername	Zeit	Fahrername	Zeit	Fahrername	Zeit	Fahrername	Zeit
1 86 Sasse,Hugo	0:46,580	15 Maisch,Luca	0:18,332	39 Thompson,Harry	0:14,255	42 Maloney,Zane	0:13,866
2 42 Maloney,Zane	0:46,585	39 Thompson,Harry	0:18,335	86 Sasse,Hugo	0:14,275	15 Maisch,Luca	0:13,875
3 39 Thompson,Harry	0:46,607	19 Tröger,Niels	0:18,346	42 Maloney,Zane	0:14,307	36 Van Der Helm,Tijmen	0:13,880
4 36 Van Der Helm,Tijmen	0:46,623	42 Maloney,Zane	0:18,346	7 Enders,Paul	0:14,310	49 Van Berlo,Glenn	0:13,898
5 19 Tröger,Niels	0:46,628	36 Van Der Helm,Tijmen	0:18,348	19 Tröger,Niels	0:14,313	30 Haverkort,Kas	0:13,901
6 15 Maisch,Luca	0:46,663	86 Sasse,Hugo	0:18,357	36 Van Der Helm,Tijmen	0:14,318	19 Tröger,Niels	0:13,902
7 38 Buus,Bastian	0:46,672	66 Zug,Marius	0:18,385	49 Van Berlo,Glenn	0:14,320	57 Coluccio,Luigi	0:13,906
8 49 Van Berlo,Glenn	0:46,726	38 Buus,Bastian	0:18,402	40 Fusen,Jan David	0:14,330	86 Sasse,Hugo	0:13,908
9 66 Zug,Marius	0:46,795	29 Skjellerup,Oliver	0:18,416	38 Buus,Bastian	0:14,331	38 Buus,Bastian	0:13,919
10 30 Haverkort,Kas	0:46,799	57 Coluccio,Luigi	0:18,418	22 Fritsch,Valentino	0:14,355	33 Kortelainen,Rasmus	0:13,923
11 57 Coluccio,Luigi	0:46,802	49 Van Berlo,Glenn	0:18,443	8 Liwinski,David	0:14,365	41 Skodopole,Dan	0:13,950
12 7 Enders,Paul	0:46,817	27 Born,Miklas	0:18,451	15 Maisch,Luca	0:14,377	66 Zug,Marius	0:13,957
13 8 Liwinski,David	0:46,822	7 Enders,Paul	0:18,454	30 Haverkort,Kas	0:14,388	8 Liwinski,David	0:13,961
14 32 Dörr,Phil	0:46,873	40 Fusen,Jan David	0:18,459	56 Cuman,Nicolo	0:14,409	29 Skjellerup,Oliver	0:13,961
15 11 Ferati,Jasin	0:46,880	11 Ferati,Jasin	0:18,466	32 Dörr,Phil	0:14,411	32 Dörr,Phil	0:13,967
16 40 Fusen,Jan David	0:46,890	30 Haverkort,Kas	0:18,467	11 Ferati,Jasin	0:14,417	44 Muth,Lukas	0:13,968
17 29 Skjellerup,Oliver	0:46,917	8 Liwinski,David	0:18,472	66 Zug,Marius	0:14,421	56 Cuman,Nicolo	0:13,968
18 22 Fritsch,Valentino	0:46,953	32 Dörr,Phil	0:18,479	33 Kortelainen,Rasmus	0:14,427	9 Mendez,Juan Diego	0:13,972
19 12 Schulte,Maximilian	0:46,973	55 Qufaj,David	0:18,484	9 Mendez,Juan Diego	0:14,429	11 Ferati,Jasin	0:13,973
20 33 Kortelainen,Rasmus	0:46,987	12 Schulte,Maximilian	0:18,503	57 Coluccio,Luigi	0:14,444	7 Enders,Paul	0:14,008
21 56 Cuman,Nicolo	0:46,996	44 Muth,Lukas	0:18,521	12 Schulte,Maximilian	0:14,451	39 Thompson,Harry	0:14,012
22 44 Muth,Lukas	0:47,034	41 Skodopole,Dan	0:18,529	44 Muth,Lukas	0:14,454	22 Fritsch,Valentino	0:14,013
23 9 Mendez,Juan Diego	0:47,060	22 Fritsch,Valentino	0:18,534	29 Skjellerup,Oliver	0:14,459	40 Fusen,Jan David	0:14,013
24 23 Pros,Frančišek	0:47,112	56 Cuman,Nicolo	0:18,536	27 Born,Miklas	0:14,463	25 Hansen,Mads E	0:14,014
25 25 Hansen,Mads E	0:47,125	33 Kortelainen,Rasmus	0:18,559	55 Qufaj,David	0:14,464	12 Schulte,Maximilian	0:14,017
26 41 Skodopole,Dan	0:47,178	23 Pros,Frančišek	0:18,569	41 Skodopole,Dan	0:14,492	23 Pros,Frančišek	0:14,030
27 55 Qufaj,David	0:47,204	25 Hansen,Mads E	0:18,575	23 Pros,Frančišek	0:14,494	55 Qufaj,David	0:14,038
28 27 Born,Miklas	0:47,209	9 Mendez,Juan Diego	0:18,589	25 Hansen,Mads E	0:14,497	27 Born,Miklas	0:14,123
29 31 Meyer Hansen,Mikkel	0:47,473	52 Di Prima,Livio	0:18,694	31 Meyer Hansen,Mikkel	0:14,600	52 Di Prima,Livio	0:14,148
30 52 Di Prima,Livio	0:47,689	31 Meyer Hansen,Mikkel	0:18,706	16 Volz,Rico	0:14,673	31 Meyer Hansen,Mikkel	0:14,167
31 24 Pavlicek,Matěj	0:47,716	24 Pavlicek,Matěj	0:18,717	24 Pavlicek,Matěj	0:14,698	24 Pavlicek,Matěj	0:14,277
32 16 Volz,Rico	0:48,110	16 Volz,Rico	0:18,847	52 Di Prima,Livio	0:14,710	16 Volz,Rico	0:14,466

R 11 DKM (OK) Heat 3 A < > B

Die schnellsten Zeiten

Ort	Nr. Fahrername	Zeit	Streckl.	Ø Speed
Ziel	86 Sasse,Hugo	0:46,580	1200 m	92,7 km/h
Sektion 1	15 Meisch, Luca	0:18,332	531 m	104,3 km/h
Sektion 2	39 Thompson,Harry	0:14,255	390 m	98,5 km/h
Sektion 3	42 Maloney,Zane	0:13,866	279 m	72,4 km/h

	Smr.57 Coluccio,Luigi ITA BIREL ART RACING KSW		Smr.30 Haverkort,Kas NLD Zanardi racing team		Smr.39 Thompson,Harry GBR Ricky Flynn Motorsport		Smr.86 Sasse,Hugo DEU TB Racing Team		Smr.19 Tröger,Niels DEU RTG Kartsport											
	theoretisch mögliche Bestzeit	Ziel	theoretisch mögliche Bestzeit	Ziel	theoretisch mögliche Bestzeit	Ziel	theoretisch mögliche Bestzeit	Ziel	theoretisch mögliche Bestzeit	Ziel										
best	0:46,802	0:18,418	0:14,444	0:13,906	0:46,799	0:18,467	0:14,388	0:13,901	0:46,607	0:18,335	0:14,255	0:14,012	0:46,580	0:18,357	0:14,275	0:13,908	0:46,628	0:18,346	0:14,313	0:13,902
Runde 1	0:48,477	0:19,227	0:14,953	0:14,297	0:48,805	0:19,356	0:14,893	0:14,556	0:49,302	0:19,832	0:14,847	0:14,623	0:49,408	0:19,415	0:15,192	0:14,801	0:50,058	0:19,918	0:15,117	0:15,023
Runde 2	0:47,715	0:18,718	0:14,756	0:14,241	0:47,953	0:18,766	0:14,811	0:14,376	0:48,228	0:18,769	0:14,907	0:14,552	0:49,071	0:19,094	0:15,458	0:14,519	0:47,949	0:18,891	0:14,688	0:14,370
Runde 3	0:47,630	0:18,679	0:14,794	0:14,157	0:47,521	0:18,681	0:14,621	0:14,219	0:47,988	0:18,683	0:14,499	0:14,806	0:47,869	0:18,656	0:14,531	0:14,682	0:48,074	0:18,680	0:14,590	0:14,804
Runde 4	0:47,371	0:18,600	0:14,660	0:14,111	0:47,308	0:18,566	0:14,567	0:14,175	0:47,459	0:18,783	0:14,420	0:14,256	0:48,156	0:19,599	0:14,512	0:14,045	0:48,096	0:19,313	0:14,673	0:14,110
Runde 5	0:47,334	0:18,577	0:14,643	0:14,114	0:47,304	0:18,567	0:14,579	0:14,158	0:47,356	0:18,599	0:14,443	0:14,314	0:46,986	0:18,522	0:14,410	0:14,054	0:47,154	0:18,531	0:14,486	0:14,137
Runde 6	0:47,243	0:18,543	0:14,667	0:14,033	0:47,063	0:18,472	0:14,489	0:14,102	0:46,973	0:18,438	0:14,338	0:14,197	0:46,804	0:18,493	0:14,355	0:13,956	0:47,011	0:18,494	0:14,397	0:14,120
Runde 7	0:46,993	0:18,505	0:14,505	0:13,983	0:46,945	0:18,487	0:14,438	0:14,020	0:46,812	0:18,374	0:14,329	0:14,142	0:46,735	0:18,415	0:14,275	0:14,045	0:46,862	0:18,485	0:14,351	0:14,026
Runde 8	0:46,910	0:18,499	0:14,486	0:13,925	0:47,038	0:18,586	0:14,434	0:14,018	0:46,812	0:18,480	0:14,299	0:14,033	0:46,812	0:18,488	0:14,324	0:14,000	0:46,701	0:18,442	0:14,352	0:13,907
Runde 9	0:46,825	0:18,442	0:14,444	0:13,939	0:46,799	0:18,505	0:14,390	0:13,904	0:46,758	0:18,355	0:14,356	0:14,047	0:46,737	0:18,357	0:14,329	0:14,051	0:46,628	0:18,399	0:14,315	0:13,914
Runde 10	0:47,107	0:18,418	0:14,679	0:14,010	0:46,982	0:18,476	0:14,388	0:14,118	0:46,824	0:18,432	0:14,321	0:14,071	0:46,748	0:18,380	0:14,384	0:13,984	0:46,735	0:18,434	0:14,362	0:13,939
Runde 11	0:46,886	0:18,436	0:14,501	0:13,949	0:46,821	0:18,473	0:14,447	0:13,901	0:46,669	0:18,351	0:14,255	0:14,063	0:46,681	0:18,456	0:14,317	0:13,908	0:46,662	0:18,407	0:14,313	0:13,942
Runde 12	0:46,802	0:18,441	0:14,455	0:13,906	0:46,861	0:18,471	0:14,422	0:13,968	0:46,607	0:18,335	0:14,260	0:14,012	0:46,580	0:18,388	0:14,279	0:13,913	0:46,723	0:18,392	0:14,429	0:13,902
Runde 13	0:47,006	0:18,451	0:14,531	0:14,024	0:46,812	0:18,467	0:14,403	0:13,942	0:47,232	0:18,468	0:14,355	0:14,409	0:47,216	0:18,572	0:14,381	0:14,263	0:46,718	0:18,346	0:14,351	0:14,021

R 11 DKM (OK) Heat 3 A < > B

Die schnellsten Zeiten

Ort	Nr. Fahrername	Zeit	Streckentl.	Ø Speed
Ziel	86 Sasse,Hugo	0:46,580	1200 m	92,7 km/h
Sektion 1	15 Maisch,Luca	0:18,332	531 m	104,3 km/h
Sektion 2	39 Thompson,Harry	0:14,255	390 m	98,5 km/h
Sektion 3	42 Maloney,Zane	0:13,866	279 m	72,4 km/h

	Smr.42 Maloney,Zane BRB		Smr.38 Buus,Bastian DNK		Smr.49 Van Berlo,Glenn NLD		Smr.15 Maisch,Luca DEU		Smr.36 Van Der Helm,Tijmen NLD											
	theoretisch mögliche Bestzeit	Ziel	theoretisch mögliche Bestzeit	Ziel	theoretisch mögliche Bestzeit	Ziel	theoretisch mögliche Bestzeit	Ziel	theoretisch mögliche Bestzeit	Ziel										
best	0:46,585	0:18,346	0:14,307	0:13,866	0:46,672	0:18,402	0:14,331	0:13,919	0:46,672	0:18,443	0:14,320	0:13,898	0:46,663	0:18,332	0:14,377	0:13,875	0:46,623	0:18,348	0:14,318	0:13,880
Runde 1	0:49,325	0:19,787	0:14,963	0:14,575	0:49,106	0:19,539	0:14,960	0:14,607	0:50,394	0:20,517	0:15,104	0:14,773	0:50,356	0:20,048	0:15,098	0:15,210	0:50,508	0:20,723	0:15,003	0:14,782
Runde 2	0:47,926	0:18,788	0:14,762	0:14,376	0:47,948	0:18,846	0:14,732	0:14,370	0:48,178	0:18,901	0:14,642	0:14,635	0:48,653	0:18,947	0:14,857	0:14,849	0:48,502	0:19,154	0:14,741	0:14,607
Runde 3	0:48,395	0:18,796	0:14,581	0:15,018	0:49,153	0:18,817	0:14,665	0:15,671	0:47,792	0:18,687	0:14,698	0:14,407	0:47,836	0:18,721	0:14,622	0:14,493	0:49,433	0:19,255	0:15,323	0:14,855
Runde 4	0:49,485	0:20,269	0:14,944	0:14,272	0:48,650	0:19,586	0:14,801	0:14,263	0:48,455	0:18,976	0:15,201	0:14,278	0:49,080	0:19,275	0:15,163	0:14,642	0:48,041	0:18,558	0:14,682	0:14,801
Runde 5	0:46,950	0:18,441	0:14,468	0:14,041	0:47,054	0:18,500	0:14,462	0:14,092	0:47,156	0:18,599	0:14,454	0:14,103	0:47,294	0:18,589	0:14,539	0:14,166	0:47,144	0:18,526	0:14,454	0:14,164
Runde 6	0:46,956	0:18,475	0:14,416	0:14,065	0:47,225	0:18,467	0:14,423	0:14,335	0:46,990	0:18,532	0:14,393	0:14,065	0:47,036	0:18,529	0:14,499	0:14,008	0:47,238	0:18,434	0:14,461	0:14,343
Runde 7	0:46,772	0:18,407	0:14,379	0:13,986	0:46,991	0:18,535	0:14,453	0:14,003	0:46,770	0:18,497	0:14,328	0:13,945	0:46,912	0:18,436	0:14,412	0:14,064	0:46,864	0:18,388	0:14,326	0:14,150
Runde 8	0:46,709	0:18,377	0:14,321	0:14,011	0:46,783	0:18,445	0:14,375	0:13,963	0:46,781	0:18,444	0:14,366	0:13,971	0:46,684	0:18,375	0:14,377	0:13,932	0:46,667	0:18,408	0:14,340	0:13,919
Runde 9	0:46,585	0:18,356	0:14,307	0:13,922	0:46,776	0:18,451	0:14,369	0:13,956	0:46,763	0:18,465	0:14,329	0:13,969	0:46,839	0:18,466	0:14,421	0:13,952	0:46,765	0:18,471	0:14,334	0:13,960
Runde 10	0:46,720	0:18,346	0:14,418	0:13,956	0:46,723	0:18,406	0:14,398	0:13,919	0:46,741	0:18,443	0:14,320	0:13,978	0:46,718	0:18,332	0:14,404	0:13,982	0:46,679	0:18,380	0:14,365	0:13,934
Runde 11	0:46,606	0:18,346	0:14,394	0:13,866	0:46,730	0:18,404	0:14,331	0:13,995	0:46,726	0:18,462	0:14,366	0:13,898	0:46,697	0:18,359	0:14,414	0:13,924	0:46,623	0:18,348	0:14,329	0:13,946
Runde 12	0:46,757	0:18,409	0:14,431	0:13,917	0:46,672	0:18,402	0:14,348	0:13,922	0:46,750	0:18,444	0:14,356	0:13,950	0:46,663	0:18,390	0:14,398	0:13,875	0:46,679	0:18,443	0:14,356	0:13,880
Runde 13	0:46,701	0:18,401	0:14,403	0:13,897	0:46,783	0:18,422	0:14,394	0:13,967	0:46,741	0:18,459	0:14,360	0:13,922	0:46,918	0:18,429	0:14,385	0:14,104	0:46,652	0:18,409	0:14,318	0:13,925

R 11 DKM (OK) Heat 3 A < > B

Die schnellsten Zeiten

Ort	Nr. Fahrername	Zeit	Streckenk.	Ø Speed
Ziel	86 Sasse,Hugo	0:46,580	1200 m	92,7 km/h
Sektion 1	15 Meisch, Luca	0:18,332	531 m	104,3 km/h
Sektion 2	39 Thompson, Harry	0:14,255	390 m	98,5 km/h
Sektion 3	42 Maloney, Zane	0:13,866	279 m	72,4 km/h

Runde	Smr.7 Enders,Paul DEU RTG Kartsport			Smr.66 Zug,Marius DEU TB Racing Team			Smr.8 Liwinski,David NLD March1 Motorsport			Smr.11 Ferati, Jasin CHE KSM Schumacher Racing Team			Smr.22 Fritsch,Valentino DEU BIREL ART RACING KSW			
	theoretisch mögliche Bestzeit	Ziel	Sektion 3	theoretisch mögliche Bestzeit	Ziel	Sektion 3	theoretisch mögliche Bestzeit	Ziel	Sektion 3	theoretisch mögliche Bestzeit	Ziel	Sektion 3	theoretisch mögliche Bestzeit	Ziel	Sektion 3	
best	0:46,817	0:18,454	0:14,310	0:46,795	0:18,385	0:14,421	0:46,822	0:18,472	0:14,365	0:46,880	0:18,466	0:14,417	0:46,953	0:18,534	0:14,355	0:14,013
Runde 1	0:51,039	0:20,936	0:15,400	0:50,424	0:20,189	0:15,047	0:50,842	0:20,903	0:15,178	0:52,002	0:21,356	0:15,457	0:50,809	0:20,667	0:15,533	0:14,609
Runde 2	0:48,116	0:18,812	0:14,870	0:48,083	0:18,970	0:14,685	0:48,224	0:18,879	0:14,862	0:48,531	0:19,263	0:15,079	0:48,122	0:18,815	0:14,818	0:14,489
Runde 3	0:49,306	0:18,819	0:15,318	0:47,759	0:18,585	0:14,771	0:48,767	0:18,927	0:15,287	0:47,775	0:18,695	0:14,721	0:49,048	0:18,765	0:15,309	0:14,974
Runde 4	0:48,264	0:18,966	0:14,686	0:49,730	0:19,118	0:15,838	0:49,043	0:18,687	0:14,677	0:48,100	0:18,853	0:14,670	0:48,327	0:18,819	0:14,986	0:14,522
Runde 5	0:47,164	0:18,581	0:14,446	0:47,352	0:18,622	0:14,603	0:47,704	0:19,028	0:14,588	0:47,808	0:19,039	0:14,672	0:49,535	0:20,471	0:14,843	0:14,221
Runde 6	0:47,386	0:18,688	0:14,466	0:47,667	0:18,488	0:14,519	0:47,164	0:18,548	0:14,505	0:47,128	0:18,614	0:14,513	0:47,133	0:18,614	0:14,447	0:14,072
Runde 7	0:46,943	0:18,528	0:14,342	0:47,210	0:18,620	0:14,574	0:46,990	0:18,494	0:14,415	0:46,880	0:18,484	0:14,417	0:47,027	0:18,534	0:14,448	0:14,045
Runde 8	0:46,985	0:18,542	0:14,368	0:46,795	0:18,385	0:14,445	0:47,001	0:18,533	0:14,392	0:47,019	0:18,477	0:14,434	0:47,137	0:18,538	0:14,542	0:14,057
Runde 9	0:46,900	0:18,499	0:14,356	0:46,882	0:18,411	0:14,421	0:46,939	0:18,528	0:14,401	0:47,061	0:18,521	0:14,499	0:46,988	0:18,539	0:14,436	0:14,013
Runde 10	0:46,977	0:18,495	0:14,402	0:46,887	0:18,439	0:14,464	0:46,965	0:18,544	0:14,425	0:46,937	0:18,530	0:14,420	0:47,015	0:18,572	0:14,428	0:14,015
Runde 11	0:46,817	0:18,499	0:14,310	0:47,036	0:18,406	0:14,673	0:46,860	0:18,495	0:14,365	0:46,928	0:18,466	0:14,427	0:46,953	0:18,580	0:14,355	0:14,018
Runde 12	0:46,973	0:18,454	0:14,481	0:47,081	0:18,452	0:14,602	0:46,822	0:18,472	0:14,389	0:46,948	0:18,546	0:14,429	0:47,027	0:18,559	0:14,447	0:14,021
Runde 13	0:47,224	0:18,524	0:14,447	0:47,992	0:18,557	0:15,002	0:47,542	0:18,524	0:14,529	0:47,069	0:18,578	0:14,480	0:47,084	0:18,624	0:14,426	0:14,034

GERMAN KARTING CHAMPIONSHIPS 2018

13-15 / 04 / 2018

DMSB RegNr 88-2018

R 11 DKM (OK) Heat 3 A < > B

Die schnellsten Zeiten

Ort	Nr. Fahrername	Zeit	Streckl.	Ø Speed
Ziel	86 Sasse,Hugo	0:46,580	1200 m	92,7 km/h
Sektion 1	15 Meisch, Luca	0:18,332	531 m	104,3 km/h
Sektion 2	39 Thompson,Harry	0:14,255	390 m	98,5 km/h
Sektion 3	42 Maloney,Zane	0:13,866	279 m	72,4 km/h

	Smr.32 Dörr,Phil DEU TB Racing Team			Smr.29 Skjellerup,Oliver DNK Robert Schlunssen			Smr.40 Fusen,Jan David DEU Solgat Motorsport			Smr.33 Korhainen,Rasmus FIN KOSKI MOTORSPORT			Smr.9 Mendez,Juan Diego PAN EMILIA KART SRL		
	theoretisch mögliche Bestzeit	Ziel	Sektion 3	theoretisch mögliche Bestzeit	Ziel	Sektion 3	theoretisch mögliche Bestzeit	Ziel	Sektion 3	theoretisch mögliche Bestzeit	Ziel	Sektion 3	theoretisch mögliche Bestzeit	Ziel	Sektion 3
best	0:46,873	0:18,479	0:14,411	0:46,917	0:18,416	0:14,459	0:46,890	0:18,459	0:14,330	0:46,987	0:18,559	0:14,427	0:47,060	0:18,589	0:14,429
Runde 1	0:52,258	0:21,519	0:15,583	0:52,049	0:21,234	0:15,698	0:52,954	0:22,140	0:15,667	0:52,171	0:20,620	0:16,272	0:52,117	0:21,541	0:15,472
Runde 2	0:49,103	0:19,663	0:14,932	0:48,327	0:19,302	0:14,761	0:49,855	0:19,660	0:15,424	0:48,994	0:19,481	0:14,816	0:49,481	0:19,468	0:15,474
Runde 3	0:48,320	0:18,712	0:14,801	0:48,082	0:18,806	0:14,758	0:48,019	0:18,658	0:14,686	0:47,983	0:18,675	0:14,658	0:48,870	0:18,665	0:15,045
Runde 4	0:47,419	0:18,613	0:14,667	0:48,416	0:19,037	0:14,608	0:48,443	0:19,188	0:14,709	0:48,334	0:19,219	0:14,705	0:48,340	0:19,213	0:14,747
Runde 5	0:48,306	0:19,210	0:14,126	0:49,607	0:20,288	0:14,996	0:47,470	0:18,644	0:14,530	0:47,875	0:18,977	0:14,732	0:47,944	0:18,724	0:14,741
Runde 6	0:47,225	0:18,634	0:14,539	0:47,106	0:18,552	0:14,528	0:47,297	0:18,602	0:14,588	0:47,194	0:18,669	0:14,500	0:48,078	0:18,924	0:14,646
Runde 7	0:47,079	0:18,501	0:14,540	0:47,013	0:18,455	0:14,517	0:47,078	0:18,572	0:14,453	0:46,987	0:18,637	0:14,427	0:48,023	0:18,633	0:14,635
Runde 8	0:47,119	0:18,609	0:14,525	0:47,217	0:18,550	0:14,516	0:46,909	0:18,487	0:14,330	0:47,356	0:18,559	0:14,580	0:47,554	0:18,640	0:14,569
Runde 9	0:46,953	0:18,479	0:14,507	0:46,925	0:18,431	0:14,463	0:47,094	0:18,460	0:14,424	0:47,356	0:18,775	0:14,583	0:47,351	0:18,656	0:14,546
Runde 10	0:47,103	0:18,575	0:14,488	0:46,917	0:18,416	0:14,495	0:47,277	0:18,556	0:14,443	0:47,367	0:18,686	0:14,570	0:47,321	0:18,660	0:14,481
Runde 11	0:46,873	0:18,490	0:14,411	0:47,020	0:18,600	0:14,459	0:46,890	0:18,509	0:14,368	0:47,193	0:18,678	0:14,524	0:47,060	0:18,642	0:14,446
Runde 12	0:47,047	0:18,568	0:14,491	0:47,266	0:18,800	0:14,490	0:47,006	0:18,459	0:14,483	0:47,308	0:18,761	0:14,508	0:47,221	0:18,616	0:14,588
Runde 13	0:47,090	0:18,580	0:14,511	0:47,113	0:18,535	0:14,489	0:47,025	0:18,543	0:14,421	0:47,109	0:18,676	0:14,455	0:47,263	0:18,589	0:14,429

R 11 DKM (OK) Heat 3 A < > B

Die schnellsten Zeiten

Ort	Nr. Fahrername	Zeit	Streckentl.	Ø Speed
Ziel	86 Sasse,Hugo	0:46,580	1200 m	92,7 km/h
Sektion 1	15 Meisch, Luca	0:18,332	531 m	104,3 km/h
Sektion 2	39 Thompson,Harry	0:14,255	390 m	98,5 km/h
Sektion 3	42 Maloney,Zane	0:13,866	279 m	72,4 km/h

	Snr.55 Qufaj,David DEU KSB RACING TEAM		Snr.25 Hansen,Mads E DNK TK Racing		Snr.12 Schulte,Maximilian DEU Solgat Motorsport		Snr.27 Born,Miklas CHE Innovative Competition		Snr.41 Skodopole,Dan CZE Ricky Flynn Motorsport							
	theoretisch mögliche Bestzeit	Ziel	theoretisch mögliche Bestzeit	Ziel	theoretisch mögliche Bestzeit	Ziel	theoretisch mögliche Bestzeit	Ziel	theoretisch mögliche Bestzeit	Ziel						
best	0:47,204	0:18,484	0:14,464	0:14,038	0:47,125	0:14,497	0:14,014	0:47,209	0:18,451	0:14,463	0:14,123	0:47,178	0:18,529	0:14,492	0:13,950	
Runde 1	0:52,248	0:21,416	0:16,009	0:14,823	0:52,157	0:21,464	0:15,419	0:15,274	0:53,081	0:21,837	0:16,170	0:15,074	0:54,514	0:23,292	0:16,263	0:14,959
Runde 2	0:49,841	0:19,613	0:15,582	0:14,646	0:50,983	0:20,142	0:15,428	0:15,413	0:50,126	0:19,274	0:15,895	0:14,957	0:50,007	0:19,302	0:15,883	0:14,822
Runde 3	0:47,807	0:18,749	0:14,712	0:14,346	0:47,755	0:18,747	0:14,640	0:14,368	0:48,124	0:18,871	0:14,693	0:14,560	0:48,109	0:19,023	0:14,707	0:14,379
Runde 4	0:48,592	0:19,075	0:14,705	0:14,705	0:48,471	0:19,040	0:14,746	0:14,685	0:48,458	0:18,649	0:14,687	0:15,122	0:48,257	0:19,147	0:14,679	0:14,431
Runde 5	0:47,653	0:18,682	0:14,663	0:14,308	0:47,627	0:18,849	0:14,640	0:14,138	0:47,833	0:18,794	0:14,663	0:14,376	0:48,042	0:18,821	0:14,602	0:14,619
Runde 6	0:48,003	0:18,998	0:14,604	0:14,401	0:48,269	0:19,101	0:14,643	0:14,525	0:47,972	0:18,693	0:14,576	0:14,703	0:48,014	0:18,716	0:14,749	0:14,549
Runde 7	0:47,471	0:18,626	0:14,559	0:14,286	0:47,312	0:18,588	0:14,497	0:14,227	0:48,116	0:18,534	0:15,260	0:14,322	0:48,094	0:18,588	0:15,234	0:14,272
Runde 8	0:48,034	0:18,653	0:14,550	0:14,831	0:47,635	0:18,575	0:14,547	0:14,513	0:47,401	0:18,451	0:14,692	0:14,258	0:47,390	0:18,541	0:14,651	0:14,198
Runde 9	0:47,539	0:18,821	0:14,621	0:14,097	0:47,689	0:18,806	0:14,578	0:14,305	0:48,083	0:18,753	0:14,885	0:14,445	0:48,117	0:18,895	0:14,849	0:14,373
Runde 10	0:47,217	0:18,484	0:14,525	0:14,208	0:47,319	0:18,663	0:14,498	0:14,158	0:47,311	0:18,700	0:14,488	0:14,123	0:47,417	0:18,865	0:14,492	0:14,060
Runde 11	0:47,204	0:18,566	0:14,600	0:14,038	0:47,281	0:18,635	0:14,623	0:14,023	0:47,277	0:18,587	0:14,540	0:14,150	0:47,178	0:18,529	0:14,587	0:14,062
Runde 12	0:47,876	0:18,949	0:14,743	0:14,184	0:47,958	0:18,710	0:14,627	0:14,621	0:47,209	0:18,615	0:14,463	0:14,131	0:47,198	0:18,600	0:14,648	0:13,950
Runde 13	0:47,234	0:18,635	0:14,464	0:14,135	0:47,125	0:18,601	0:14,510	0:14,014	0:47,357	0:18,545	0:14,492	0:14,320	0:47,306	0:18,557	0:14,537	0:14,212

R 11 DKM (OK) Heat 3 A < > B

Die schnellsten Zeiten

Ort	Nr. Fahrername	Zeit	Streckenk.	Ø Speed
Ziel	86 Sasse,Hugo	0:46,580	1200 m	92,7 km/h
Sektion 1	15 Meisch, Luca	0:18,332	531 m	104,3 km/h
Sektion 2	39 Thompson,Harry	0:14,255	390 m	98,5 km/h
Sektion 3	42 Maloney,Zane	0:13,866	279 m	72,4 km/h

	Snr.52 Di Prima,Livio CHE Solgat Motorsport		Snr.23 Pros,Frančišek CZE PRAGA VMS RACING		Snr.44 Muth,Lukas CHE KSB RACING TEAM		Snr.56 Cuman,Nicolo ITA Ronni Leopoldo Cuman		Snr.24 Pavlicek,Marėj CZE PRAGA VMS RACING											
	theoretisch mögliche Bestzeit	Ziel	theoretisch mögliche Bestzeit	Ziel	theoretisch mögliche Bestzeit	Ziel	theoretisch mögliche Bestzeit	Ziel	theoretisch mögliche Bestzeit	Ziel										
best	0:47,689	0:18,694	0:14,710	0:14,148	0:47,112	0:18,569	0:14,494	0:14,030	0:47,034	0:18,521	0:14,454	0:13,968	0:46,996	0:18,536	0:14,409	0:13,968	0:47,716	0:18,717	0:14,698	0:14,277
Runde 1	0:52,090	0:21,290	0:15,579	0:15,221	1:08,176	0:38,690	0:15,050	0:14,436	0:51,679	0:20,496	0:15,627	0:15,556	0:52,038	0:21,431	0:15,413	0:15,194	0:52,866	0:21,893	0:16,051	0:14,922
Runde 2	0:49,135	0:19,562	0:15,003	0:14,570	0:47,906	0:18,854	0:14,789	0:14,263	0:48,213	0:18,933	0:14,837	0:14,443	0:48,562	0:19,444	0:14,707	0:14,411	0:50,165	0:19,558	0:15,591	0:15,016
Runde 3	0:48,441	0:18,855	0:14,865	0:14,721	0:47,672	0:18,780	0:14,681	0:14,211	0:48,160	0:18,597	0:14,698	0:14,865	0:48,026	0:18,691	0:14,634	0:14,701	0:47,716	0:18,717	0:14,722	0:14,277
Runde 4	0:48,122	0:19,015	0:14,710	0:14,397	0:47,484	0:18,727	0:14,682	0:14,075	1:11,070	0:41,722	0:15,106	0:14,242	0:48,706	0:18,859	0:14,560	0:15,287	0:48,428	0:19,063	0:14,751	0:14,614
Runde 5	0:47,689	0:18,694	0:14,794	0:14,201	0:47,449	0:18,671	0:14,618	0:14,160	0:47,389	0:18,709	0:14,521	0:14,159	0:47,870	0:19,157	0:14,631	0:14,082	0:47,988	0:18,874	0:14,709	0:14,405
Runde 6	0:49,450	0:18,939	0:15,031	0:15,480	0:47,372	0:18,705	0:14,494	0:14,173	0:47,116	0:18,725	0:14,576	0:14,135	0:47,214	0:18,724	0:14,451	0:14,039	0:46,996	0:18,619	0:14,409	0:13,968
Runde 7	0:47,834	0:18,885	0:14,774	0:14,175	0:47,193	0:18,639	0:14,512	0:14,042	0:47,278	0:18,649	0:14,454	0:14,175	0:51,644	0:18,536	0:14,498	0:18,610	0:46,996	0:18,619	0:14,409	0:13,968
Runde 8	0:47,788	0:18,719	0:14,788	0:14,281	0:47,251	0:18,598	0:14,599	0:14,054	0:47,203	0:18,653	0:14,467	0:14,083	0:56,709	0:22,525	0:17,238	0:16,946	0:47,203	0:18,653	0:14,467	0:14,083
Runde 9	0:48,757	0:19,151	0:14,725	0:14,881	0:47,451	0:18,733	0:14,539	0:14,179	0:47,034	0:18,590	0:14,476	0:13,968	0:47,175	0:18,536	0:14,498	0:18,610	0:47,175	0:18,536	0:14,498	0:18,610
Runde 10	0:47,878	0:18,936	0:14,721	0:14,221	0:47,465	0:18,788	0:14,570	0:14,107	0:47,034	0:18,590	0:14,476	0:13,968	0:47,175	0:18,536	0:14,498	0:18,610	0:47,175	0:18,536	0:14,498	0:18,610
Runde 11	0:48,015	0:18,947	0:14,799	0:14,369	0:47,157	0:18,622	0:14,505	0:14,030	0:47,121	0:18,521	0:14,556	0:14,044	0:47,175	0:18,536	0:14,498	0:18,610	0:47,175	0:18,536	0:14,498	0:18,610
Runde 12	0:47,740	0:18,776	0:14,767	0:14,197	0:47,112	0:18,569	0:14,497	0:14,046	0:47,059	0:18,557	0:14,464	0:14,038	0:47,175	0:18,536	0:14,498	0:18,610	0:47,175	0:18,536	0:14,498	0:18,610
Runde 13	0:49,041	0:19,949	0:14,944	0:14,148	0:47,345	0:18,739	0:14,507	0:14,099	0:47,216	0:18,661	0:14,540	0:14,015	0:47,175	0:18,536	0:14,498	0:18,610	0:47,175	0:18,536	0:14,498	0:18,610

R 11 DKM (OK) Heat 3 A < > B

Die schnellsten Zeiten

Ort	Nr. Fahrername	Zeit	Streckenl.	Ø Speed
Ziel	86 Sasse,Hugo	0:46,580	1200 m	92,7 km/h
Sektion 1	15 Meisch, Luca	0:18,332	531 m	104,3 km/h
Sektion 2	39 Thompson, Harry	0:14,255	390 m	98,5 km/h
Sektion 3	42 Maloney, Zane	0:13,866	279 m	72,4 km/h

Smr.31 Meyer Hansen,Mikkel
DNK

Racing Motor DK

theoretisch mögliche Bestzeit 0:47,473

best	Sektion 1	Sektion 2	Sektion 3
0:47,473	0:18,706	0:14,600	0:14,167
Runde 1	0:52,975	0:22,149	0:15,922
Runde 2	0:49,902	0:19,409	0:15,600
Runde 3	0:48,309	0:18,915	0:14,737
Runde 4	0:48,269	0:19,061	0:14,604
Runde 5	0:47,473	0:18,706	0:14,600
Runde 6	0:18,732	0:14,717	

Smr.16 Volz,Rico
DEU

RS-Motorsport

theoretisch mögliche Bestzeit 0:47,986

best	Sektion 1	Sektion 2	Sektion 3
0:48,110	0:18,847	0:14,673	0:14,466
Runde 1	0:51,699	0:20,924	0:15,554
Runde 2	0:48,266	0:18,982	0:14,818
Runde 3	0:48,110	0:18,847	0:14,673
Runde 4	0:48,266	0:18,982	0:14,818
Runde 5	0:48,110	0:18,847	0:14,673
Runde 6	0:14,466	0:14,590	

	Ziel	Sektion 1	Sektion 2	Sektion 3	Ziel	Sektion 1	Sektion 2	Sektion 3	Ziel	Sektion 1	Sektion 2	Sektion 3

DMSB RegNr 08-2018

NEU - 2 - NEW

R 7 DKM (OK) Heat 2 A <> C

Strecke / track: 1200m
 started: 31 classified: 31 not classified: 0

fastest Lap Träger, Niels at: 0:46,515
 Doc. 2.2

Pos	Str. Nr.	Fahrer / Driver	Nation	Bewerber/Sponsor	Nation	Lizenz / B-Lizenz	Chassis/Motor/Reifen	Points	Runden Laps	Gesamtzeit Differenz	Abstand Gap	beste Runde best Lap	in R. in L.	o Geschw. u Speed
1	86	Sasse, Hugo	DEU	TB Racing Team	DEU	IKCR 1147248 KBF 1116906	Kart Republic / lame / Vega	0	13	10:12,080		0:46,516	11	91,8 km/h 92,9 km/h
2	46	Nielsen, Nicklas	DNK	KSM Schumacher Racing Team	DEU	31727 KBF1067587	Tony Kart / Vortex / Vega	2	13	10:13,356 0:01,276	0:01,276	0:46,562	11	91,6 km/h 92,8 km/h
3	30	Haverkort, Kas	NLD	Zanardi racing team	NLD	36154 28613	CRG / TM / Vega	3	13	10:13,951 0:01,871	0:00,595	0:46,527	11	91,5 km/h 92,8 km/h
4	18	Rosso, Andrea	ITA	CRG Holland	NLD	344925 15521	CRG / TM / Vega	4	13	10:17,713 0:05,633	0:03,762	0:46,699	13	90,9 km/h 92,5 km/h
5	13	Tauscher, Alexander	DEU	Lanari Racing Team	DEU	IKC 1162751 KBF 1159049	Kart Republic / lame / Vega	5	13	10:19,182 0:07,102	0:01,469	0:46,732	10	90,7 km/h 92,4 km/h
6	8	Liwinski, David	NLD	Mach1 Motorsport	DEU	35786 KBF 1005514	Mach1 / Parilla lame OK / Vega	6	13	10:19,605 0:07,525	0:00,423	0:46,648	8	90,6 km/h 92,6 km/h
7	77	Tramnitz, Tim	DEU	KSM Schumacher Racing Team	DEU	IKCR 1161254 KBF 1067587	Tony Kart / Vortex / Vega	7	13	10:21,310 0:09,230	0:01,705	0:46,802	11	90,4 km/h 92,3 km/h
8	7	Enders, Paul	DEU	RTG Kartsport	DEU	IKCR 1141745 KBF 1166823	CRG / lame / Vega	8	13	10:22,755 0:10,675	0:01,445	0:46,817	11	90,2 km/h 92,3 km/h
9	11	Ferati, Jasin	CHE	KSM Schumacher Racing Team	DEU	502257 KBF 1067587	Tony Kart / Vortex / Vega	9	13	10:24,001 0:11,921	0:01,246	0:46,833	10	90 km/h 92,2 km/h
10	34	Saarijärvi, Frans-Emil	FIN	KOSKI MOTORSPORT	FIN	34765557 50054310	Tony Kart / Vortex / Vega	10	13	10:25,804 0:13,724	0:01,803	0:46,768	11	89,7 km/h 92,4 km/h
11	17	Füngeling, Luke	DEU	Valier Motorsport	DEU	IKC 1136804 KBF 1063735	SODI / lame / Vega	11	13	10:26,428 0:14,348	0:00,624	0:46,837	13	89,7 km/h 92,2 km/h
12	14	Tröger, Tim	DEU	Mach1 Motorsport	DEU	IKC 1132554 KBF 1005514	Mach1 / lame / Vega	12	13	10:28,549 0:16,469	0:02,121	0:46,938	10	89,3 km/h 92 km/h
13	45	Read, Tyler	GBR	Ricky Flynn Motorsport	GBR	263145 162392	FA Alonso / Vortex / Vega	13	13	10:30,889 0:18,809	0:02,340	0:46,906	12	89 km/h 92,1 km/h
14	20	Linty, Etienne	ITA	EMILIA KART SRL	ITA	337697 295453	BirelART / lame / Vega	14	13	10:30,978 0:18,898	0:00,089	0:46,885	10	89 km/h 92,1 km/h
15	25	Hansen, Mads E	DNK	TK Racing	DNK	39007 52208	FA Kart / IAME / Vega	15	13	10:31,301 0:19,221	0:00,323	0:47,055	10	89 km/h 91,8 km/h
16	55	Qufaj, David	DEU	KSB RACING TEAM	AUT	IKC 1141427 BK 002	Kosmik / Vortex / Vega	16	13	10:31,588 0:19,508	0:00,287	0:46,933	10	88,9 km/h 92 km/h
17	56	Cuman, Nicolo	ITA	Ronni Leopoldo Cuman	ITA	343623 343622	TONY KART / VORTEX / Vega	17	13	10:32,374 0:20,294	0:00,786	0:47,004	7	88,9 km/h 91,9 km/h
18	51	Pedersen, Nicolai	DNK	Brian Pedersen	DNK	65102 65885	Kosmik / Vortex / Vega	18	13	10:34,357 0:22,277	0:01,983	0:46,924	11	88,5 km/h 92,1 km/h
19	52	Di Prima, Livio	CHE	Solgat Motorsport	DEU	12345 KBF1079882	BirelART / IAME / Vega	19	13	10:36,075 0:23,995	0:01,718	0:47,562	7	88,3 km/h 90,8 km/h
20	33	Kortelainen, Rasmus	FIN	KOSKI MOTORSPORT	FIN	34745739 50054310	Tony Kart / Vortex / Vega	20	13	10:40,100 0:28,020	0:04,025	0:47,087	9	87,7 km/h 91,7 km/h
21	21	Anderrüti, Leandro	CHE	S.R.T. Motorsport	CHE	500212 500063	OTK / Vortex / Vega	21	13	10:51,363 0:39,283	0:11,263	0:47,379	11	86,2 km/h 91,2 km/h
22	44	Muth, Lukas	CHE	KSB RACING TEAM	AUT	502233 BK 002	Kosmik / Vortex / Vega	22	13	10:52,337 0:40,257	0:00,974	0:47,148	10	86,1 km/h 91,6 km/h
23	4	Arnold, Felix	DEU	KSM Schumacher Racing Team	DEU	IKA 1138542 KBF 1067587	Tony Kart / Vortex / Vega	23	12	9:33,397 1 R	1 R	0:46,798	8	90,4 km/h 92,3 km/h
24	57	Coluccio, Luigi	ITA	BIREL ART RACING KSW	AUT	344161 BK102	BirelART / Tm Racing / Vega	24	8	6:20,900 5 R	4 R	0:46,847	7	90,7 km/h 92,2 km/h
25	38	Buus, Bastian	DNK	RS Competition	DNK	59991 36053	Tony Kart / Vortex / Vega	25	8	6:21,110 5 R	0:00,210	0:46,699	7	90,7 km/h 92,5 km/h
26	19	Tröger, Niels	DEU	RTG Kartsport	DEU	IKC 1139697 KBF 1166823	CRG / lame / Vega	26	8	6:21,315 5 R	0:00,205	0:46,515	8	90,6 km/h 92,9 km/h
27	40	Fusen, Jan David	DEU	Solgat Motorsport	DEU	IKC 1137577 KBF 1079882	BirelArt / TM / Vega	27	3	2:34,160 10 R	5 R	0:48,906	2	84,1 km/h 88,3 km/h
28	10	O'dey, Levi	DEU	KSM Schumacher Racing Team	DEU	IKCR 1164486 KBF 1067587	Tony Kart / Vortex / Vega	28	2	1:42,803 11 R	1 R	0:49,065	2	84 km/h 88 km/h
29	54	Lehtonen, Henri	FIN	KOSKI MOTORSPORT	FIN	28654661 50054310	Tony Kart / Vortex / Vega	29	2	1:43,714 11 R	0:00,911	0:48,616	2	83,3 km/h 88,9 km/h
30	88	Schmidli, Titus-Shanghai	CHE	S.R.T. Motorsport	CHE	502418 500062	OTK / Vortex / Vega	30	2	1:44,945 11 R	0:01,231	0:49,270	2	82,3 km/h 87,7 km/h
31	27	Born, Miklas	CHE	Innovative Competition	CHE	505145 500033	Exprit / Vortex / Vega	31	0	0:03,876 13 R	2 R			

SiNr. 34,33,51,21 5 sec penalty Frontfiring
 SiNr. 33 10 sec penalty Pushing

Rennleitung: Kai Medefind Racedirektor: Thomas Lainer
 Sportkommissare: Th. Ferrero / U. Bell / H. Seidel / P. Acerbi
 Techn. Kommissare: H-J. Dangers / M. Grasshoff / C. Schmidt / D. Pietzko / M. Somera / A. Mazzanti
 Zeitnahme: KART-DATA timing service Franz Schieszler / Martin Summerer

Zeitnahme / timekeeping
 Franz Schieszler



www.kart-dm.de



R 7 DKM (OK) Heat 2 A < > C

Strecke / track: 1200

Fahrername Driver	Sasse Hugo	Nielsen Nicklas	Haverkort Kas	Rosso Andrea	Tauscher Alexander	Liwinski David	Tramnitz Tim	Enders Paul	Ferati Jasin	Saarijärvi Frans-Emil	Tröger Tim	Read Tyler
schnellste Runde in Runde	0:46,516 Rn. 11	0:46,562 Rn. 11	0:46,527 Rn. 11	0:46,699 Rn. 13	0:46,732 Rn. 10	0:46,648 Rn. 8	0:46,802 Rn. 11	0:46,817 Rn. 11	0:46,833 Rn. 10	0:46,768 Rn. 11	0:46,938 Rn. 10	0:46,906 Rn. 12
Speed	92,9 km/h	92,8 km/h	92,8 km/h	92,5 km/h	92,4 km/h	92,6 km/h	92,3 km/h	92,3 km/h	92,2 km/h	92,4 km/h	92,0 km/h	92,1 km/h
Lap 1	0:48,166	0:48,302	0:49,882	0:51,157	0:49,792	0:50,322	0:51,195	0:50,310	0:52,762	0:51,305	0:51,743	0:52,458
Lap 2	0:47,791	0:47,605	0:47,581	0:47,936	0:48,984	0:50,659	0:49,826	0:48,383	0:48,742	0:48,130	0:50,110	0:48,985
Lap 3	0:47,282	0:47,429	0:47,097	0:47,475	0:47,589	0:47,728	0:48,163	0:47,430	0:48,413	0:47,622	0:50,289	0:49,015
Lap 4	0:47,245	0:47,280	0:47,003	0:47,856	0:48,491	0:47,174	0:47,241	0:47,359	0:47,585	0:47,409	0:48,064	0:49,183
Lap 5	0:46,936	0:47,156	0:46,864	0:47,012	0:47,198	0:46,925	0:47,127	0:47,256	0:47,072	0:47,611	0:47,885	0:47,384
Lap 6	0:46,759	0:47,217	0:46,743	0:46,842	0:47,276	0:46,767	0:46,897	0:48,146	0:47,124	0:47,074	0:47,308	0:47,661
Lap 7	0:46,780	0:46,765	0:46,900	0:46,754	0:46,878	0:47,175	0:47,015	0:47,751	0:46,978	0:47,695	0:47,557	0:47,643
Lap 8	0:46,641	0:46,683	0:46,897	0:46,730	0:46,825	0:46,648	0:47,284	0:48,281	0:46,944	0:47,239	0:47,190	0:48,157
Lap 9	0:46,683	0:46,697	0:46,648	0:46,951	0:47,083	0:47,141	0:47,077	0:47,578	0:47,139	0:47,024	0:47,209	0:47,144
Lap 10	0:46,746	0:46,696	0:46,564	0:46,716	0:46,732	0:46,733	0:46,853	0:46,976	0:46,833	0:46,840	0:46,938	0:46,981
Lap 11	0:46,516	0:46,562	0:46,527	0:46,758	0:46,908	0:46,783	0:46,802	0:46,817	0:46,911	0:46,768	0:47,083	0:47,574
Lap 12	0:46,556	0:46,640	0:46,688	0:46,706	0:46,771	0:46,697	0:46,927	0:47,108	0:46,916	0:46,815	0:47,022	0:46,906
Lap 13	0:46,681	0:46,608	0:46,686	0:46,699	0:46,867	0:46,710	0:47,019	0:47,049	0:46,962	0:46,994	0:47,139	0:47,338

R 7 DKM (OK) Heat 2 A < > C

Strecke / track: 1200

Fahrername Driver	Limty Etienne	Hansen Mads E	Füngeling Luke	Qufaj David	Cuman Nicolò	Pedersen Nicolaï	Kortelainen Rasmus	Di Prima Livio	Anderrüti Leandro	Muth Lukas	Arnold Felix	Coluccio Luigi
schnellste Runde	0:46,885 Rn. 10	0:47,055 Rn. 10	0:46,837 Rn. 13	0:46,933 Rn. 10	0:47,004 Rn. 7	0:46,924 Rn. 11	0:47,087 Rn. 9	0:47,562 Rn. 7	0:47,379 Rn. 11	0:47,148 Rn. 10	0:46,798 Rn. 8	0:46,847 Rn. 7
Speed	92,1 km/h	91,8 km/h	92,2 km/h	92,0 km/h	91,9 km/h	92,1 km/h	91,7 km/h	90,8 km/h	91,2 km/h	91,6 km/h	92,3 km/h	92,2 km/h
Lap 1	0:52,338	0:52,810	0:52,248	0:51,865	0:54,467	0:52,539	0:52,531	0:52,616	0:51,905	0:51,206	0:51,251	0:48,209
Lap 2	0:48,911	0:49,390	0:48,665	0:49,306	0:49,443	0:49,108	0:48,637	0:50,163	0:49,170	0:49,006	0:48,438	0:47,519
Lap 3	0:49,110	0:51,016	0:49,843	0:48,295	0:51,494	0:48,645	0:51,534	0:49,032	1:06,134	1:14,753	0:47,442	0:47,695
Lap 4	0:49,044	0:47,699	0:49,277	0:49,548	0:47,286	0:48,475	0:48,152	0:48,310	0:47,928	0:47,967	0:47,303	0:47,291
Lap 5	0:47,427	0:47,872	0:47,860	0:47,554	0:47,317	0:47,671	0:47,646	0:48,516	0:47,706	0:47,692	0:47,267	0:47,315
Lap 6	0:47,339	0:47,605	0:47,077	0:48,914	0:47,679	0:47,606	0:47,301	0:47,983	0:47,574	0:47,570	0:47,100	0:47,479
Lap 7	0:48,211	0:47,372	0:47,020	0:47,445	0:47,004	0:48,251	0:47,837	0:47,562	0:47,555	0:47,434	0:47,143	0:46,847
Lap 8	0:47,978	0:47,436	0:47,280	0:47,817	0:47,789	0:47,656	0:47,951	0:47,946	0:47,466	0:47,432	0:46,798	0:47,181
Lap 9	0:47,203	0:47,203	0:47,053	0:47,612	0:47,472	0:47,173	0:47,087	0:47,901	0:47,526	0:47,449	0:47,530	
Lap 10	0:46,885	0:47,055	0:46,931	0:46,933	0:47,150	0:47,015	0:47,158	0:47,762	0:47,395	0:47,148	0:47,016	
Lap 11	0:47,519	0:48,219	0:46,872	0:47,446	0:47,063	0:46,924	0:47,130	0:47,758	0:47,379	0:47,306	0:46,813	
Lap 12	0:46,899	0:47,139	0:46,873	0:47,202	0:47,475	0:47,200	0:47,160	0:48,182	0:47,472	0:47,425	0:46,838	
Lap 13	0:47,224	0:47,108	0:46,837	0:47,265	0:47,687	0:46,993	0:47,279	0:48,055	0:47,557	0:47,178		

R 7 DKM (OK) Heat 2 A < > C

Strecke / track: 1200

Fahrername Driver	Busch Bastian	Tröger Niels	Fusen Jan David	O´dey Levi	Lehtonen Henri	Schmidli Titus-Shanghai	Born Miklas
schnellste Runde in Runde	0:46,699 Rn. 7	0:46,515 Rn. 8	0:48,906 Rn. 2	0:49,065 Rn. 2	0:48,616 Rn. 2	0:49,270 Rn. 2	
Speed	92,5 km/h	92,9 km/h	88,3 km/h	88,0 km/h	88,9 km/h	87,7 km/h	
Lap 1	0:50,021	0:49,928	0:53,022	0:51,689	0:52,018	0:52,510	
Lap 2	0:47,877	0:48,341	0:48,906	0:49,065	0:48,616	0:49,270	
Lap 3	0:47,203	0:47,132	0:49,134				
Lap 4	0:47,004	0:47,008					
Lap 5	0:46,961	0:46,966					
Lap 6	0:46,822	0:46,593					
Lap 7	0:46,699	0:46,852					
Lap 8	0:46,735	0:46,515					
Lap 9							
Lap 10							
Lap 11							
Lap 12							
Lap 13							

R 7 DKM (OK) Heat 2 A < > C

Ziel		Sektion 1		Sektion 2		Sektion 3	
Fahrername	Zeit	Fahrername	Zeit	Fahrername	Zeit	Fahrername	Zeit
1 19 Tröger,Niels	0:46,515	20 Linty,Etienne	0:18,328	7 Enders,Paul	0:14,218	86 Sasse,Hugo	0:13,791
2 86 Sasse,Hugo	0:46,516	19 Tröger,Niels	0:18,348	8 Liwinski,David	0:14,260	33 Kortelainen,Rasmus	0:13,854
3 30 Haverkort,Kas	0:46,527	45 Read,Tyler	0:18,356	19 Tröger,Niels	0:14,269	46 Nielsen,Nicklas	0:13,857
4 46 Nielsen,Nicklas	0:46,562	86 Sasse,Hugo	0:18,365	18 Rosso,Andrea	0:14,280	30 Haverkort,Kas	0:13,857
5 8 Liwinski,David	0:46,648	46 Nielsen,Nicklas	0:18,374	38 Buus,Bastian	0:14,291	18 Rosso,Andrea	0:13,866
6 18 Rosso,Andrea	0:46,699	30 Haverkort,Kas	0:18,376	30 Haverkort,Kas	0:14,294	55 Qufaj,David	0:13,876
7 38 Buus,Bastian	0:46,699	8 Liwinski,David	0:18,384	86 Sasse,Hugo	0:14,301	13 Tauscher,Alexander	0:13,880
8 13 Tauscher,Alexander	0:46,732	77 Tramnitz,Tim	0:18,391	4 Arnold,Felix	0:14,306	11 Ferati,Janin	0:13,883
9 34 Saarijärvi,Frans-Emil	0:46,768	17 Füngeling,Luke	0:18,392	46 Nielsen,Nicklas	0:14,310	19 Tröger,Niels	0:13,895
10 4 Arnold,Felix	0:46,798	38 Buus,Bastian	0:18,400	34 Saarijärvi,Frans-Emil	0:14,362	20 Linty,Etienne	0:13,902
11 77 Tramnitz,Tim	0:46,802	34 Saarijärvi,Frans-Emil	0:18,415	77 Tramnitz,Tim	0:14,372	17 Füngeling,Luke	0:13,909
12 7 Enders,Paul	0:46,817	13 Tauscher,Alexander	0:18,416	13 Tauscher,Alexander	0:14,379	77 Tramnitz,Tim	0:13,937
13 11 Ferati,Janin	0:46,833	57 Coluccio,Luigi	0:18,428	17 Füngeling,Luke	0:14,379	44 Muth,Lukas	0:13,940
14 17 Füngeling,Luke	0:46,837	18 Rosso,Andrea	0:18,431	57 Coluccio,Luigi	0:14,394	57 Coluccio,Luigi	0:13,940
15 57 Coluccio,Luigi	0:46,847	51 Pedersen,Nicolai	0:18,450	14 Tröger,Tim	0:14,397	8 Liwinski,David	0:13,950
16 20 Linty,Etienne	0:46,885	4 Arnold,Felix	0:18,452	20 Linty,Etienne	0:14,416	38 Buus,Bastian	0:13,953
17 45 Read,Tyler	0:46,906	11 Ferati,Janin	0:18,466	11 Ferati,Janin	0:14,421	51 Pedersen,Nicolai	0:13,967
18 51 Pedersen,Nicolai	0:46,924	14 Tröger,Tim	0:18,470	51 Pedersen,Nicolai	0:14,439	4 Arnold,Felix	0:13,977
19 55 Qufaj,David	0:46,933	7 Enders,Paul	0:18,477	45 Read,Tyler	0:14,461	34 Saarijärvi,Frans-Emil	0:13,978
20 14 Tröger,Tim	0:46,938	25 Hansen,Mads E	0:18,484	56 Cuman,Nicolo	0:14,464	45 Read,Tyler	0:13,994
21 56 Cuman,Nicolo	0:47,004	56 Cuman,Nicolo	0:18,498	55 Qufaj,David	0:14,466	56 Cuman,Nicolo	0:14,001
22 25 Hansen,Mads E	0:47,055	55 Qufaj,David	0:18,517	25 Hansen,Mads E	0:14,488	25 Hansen,Mads E	0:14,006
23 33 Kortelainen,Rasmus	0:47,087	33 Kortelainen,Rasmus	0:18,564	44 Muth,Lukas	0:14,489	7 Enders,Paul	0:14,018
24 44 Muth,Lukas	0:47,148	21 Anderrüti,Leandro	0:18,609	21 Anderrüti,Leandro	0:14,588	14 Tröger,Tim	0:14,037
25 21 Anderrüti,Leandro	0:47,379	44 Muth,Lukas	0:18,632	33 Kortelainen,Rasmus	0:14,596	21 Anderrüti,Leandro	0:14,113
26 52 Di Prima,Livio	0:47,562	52 Di Prima,Livio	0:18,679	52 Di Prima,Livio	0:14,659	52 Di Prima,Livio	0:14,135
27 54 Lehtonen,Henri	0:48,616	40 Fusen,Jan David	0:18,689	40 Fusen,Jan David	0:14,759	40 Fusen,Jan David	0:14,311
28 40 Fusen,Jan David	0:48,906	10 O'dey,Levi	0:18,718	10 O'dey,Levi	0:14,783	54 Lehtonen,Henri	0:14,459
29 10 O'dey,Levi	0:49,065	54 Lehtonen,Henri	0:18,927	54 Lehtonen,Henri	0:15,108	10 O'dey,Levi	0:14,784
30 88 Schmidli,Titus-Shanghai	0:49,270	88 Schmidli,Titus-Shanghai	0:18,975	88 Schmidli,Titus-Shanghai	0:15,209	88 Schmidli,Titus-Shanghai	0:14,934
31 27 Born,Miklas		27 Born,Miklas	0:20,696	27 Born,Miklas		27 Born,Miklas	

R 7 DKM (OK) Heat 2 A < > C

Die schnellsten Zeiten

Ort	Nr. Fahrername	Zeit	Streckenk.	Ø Speed
Ziel	19 Tröger, Niels	0:46,515	1200 m	92,9 km/h
Sektion 1	20 Linty, Etienne	0:18,328	531 m	104,3 km/h
Sektion 2	7 Enders, Paul	0:14,218	390 m	98,7 km/h
Sektion 3	86 Sasse, Hugo	0:13,791	279 m	72,8 km/h

	Smr.86 Sasse,Hugo DEU TB Racing Team		Smr.46 Nielsen,Nicklas DNK KSM Schumacher Racing Team		Smr.30 Haverkort,Kas NLD Zanardi racing team		Smr.18 Rosso,Andrea ITA CRG Holland		Smr.13 Tauscher,Alexander DEU Lanari Racing Team							
	theoretisch mögliche Bestzeit	Ziel	theoretisch mögliche Bestzeit	Ziel	theoretisch mögliche Bestzeit	Ziel	theoretisch mögliche Bestzeit	Ziel	theoretisch mögliche Bestzeit	Ziel						
best	0:46,516	0:18,365	0:14,301	0:13,791	0:46,562	0:18,374	0:14,310	0:13,857	0:46,527	0:18,376	0:14,294	0:13,857	0:46,527	0:18,431	0:14,280	0:13,866
Runde 1	0:48,166	0:19,153	0:14,753	0:14,260	0:48,302	0:19,176	0:14,769	0:14,357	0:49,882	0:20,132	0:14,910	0:14,840	0:51,157	0:20,415	0:15,669	0:15,073
Runde 2	0:47,791	0:18,929	0:14,686	0:14,176	0:47,605	0:18,795	0:14,560	0:14,250	0:47,581	0:18,760	0:14,646	0:14,175	0:47,936	0:19,076	0:14,597	0:14,263
Runde 3	0:47,282	0:18,596	0:14,499	0:14,187	0:47,429	0:18,724	0:14,576	0:14,129	0:47,097	0:18,564	0:14,499	0:14,034	0:47,475	0:18,721	0:14,572	0:14,182
Runde 4	0:47,245	0:18,609	0:14,586	0:14,050	0:47,280	0:18,605	0:14,574	0:14,101	0:47,003	0:18,523	0:14,525	0:13,955	0:47,856	0:18,537	0:14,469	0:14,850
Runde 5	0:46,936	0:18,563	0:14,434	0:13,939	0:47,156	0:18,488	0:14,463	0:14,205	0:46,864	0:18,452	0:14,482	0:13,930	0:47,012	0:18,549	0:14,430	0:14,033
Runde 6	0:46,759	0:18,416	0:14,368	0:13,975	0:47,217	0:18,531	0:14,463	0:14,223	0:46,743	0:18,395	0:14,424	0:13,924	0:46,842	0:18,431	0:14,353	0:14,058
Runde 7	0:46,780	0:18,461	0:14,435	0:13,884	0:46,765	0:18,464	0:14,374	0:13,927	0:46,900	0:18,481	0:14,465	0:13,954	0:46,754	0:18,435	0:14,355	0:13,964
Runde 8	0:46,641	0:18,445	0:14,301	0:13,895	0:46,683	0:18,468	0:14,327	0:13,888	0:46,897	0:18,387	0:14,421	0:14,089	0:46,730	0:18,431	0:14,283	0:14,016
Runde 9	0:46,683	0:18,403	0:14,348	0:13,932	0:46,697	0:18,465	0:14,310	0:13,922	0:46,648	0:18,401	0:14,362	0:13,885	0:46,951	0:18,441	0:14,445	0:14,065
Runde 10	0:46,746	0:18,492	0:14,340	0:13,914	0:46,696	0:18,422	0:14,369	0:13,905	0:46,564	0:18,382	0:14,302	0:13,880	0:46,716	0:18,498	0:14,332	0:13,886
Runde 11	0:46,516	0:18,394	0:14,331	0:13,791	0:46,562	0:18,374	0:14,322	0:13,866	0:46,527	0:18,376	0:14,294	0:13,857	0:46,758	0:18,516	0:14,322	0:13,920
Runde 12	0:46,556	0:18,365	0:14,363	0:13,828	0:46,640	0:18,415	0:14,368	0:13,857	0:46,688	0:18,404	0:14,347	0:13,937	0:46,706	0:18,504	0:14,280	0:13,922
Runde 13	0:46,681	0:18,469	0:14,371	0:13,841	0:46,608	0:18,387	0:14,319	0:13,902	0:46,686	0:18,442	0:14,373	0:13,871	0:46,699	0:18,472	0:14,361	0:13,866

R 7 DKM (OK) Heat 2 A < > C

Die schnellsten Zeiten

Ort	Nr. Fahrername	Zeit	Streckenk.	Ø Speed
Ziel	19 Tröger, Niels	0:46,515	1200 m	92,9 km/h
Sektion 1	20 Linty, Etienne	0:18,328	531 m	104,3 km/h
Sektion 2	7 Enders, Paul	0:14,218	390 m	98,7 km/h
Sektion 3	86 Sasse, Hugo	0:13,791	279 m	72,8 km/h

	Smr.8 Liwinski, David NLD Mach1 Motorsport			Smr.34 Saarijärvi, Frans-Emil FIN KOSKI MOTORSPORT			Smr.77 Tramnitz, Tim DEU KSM Schumacher Racing Team			Smr.7 Enders, Paul DEU RTG Kartsport			Smr.11 Ferretti, Josin CHE KSM Schumacher Racing Team		
	theoretisch mögliche Bestzeit	Ziel	Bestzeit	theoretisch mögliche Bestzeit	Ziel	Bestzeit	theoretisch mögliche Bestzeit	Ziel	Bestzeit	theoretisch mögliche Bestzeit	Ziel	Bestzeit	theoretisch mögliche Bestzeit	Ziel	Bestzeit
best	0:46,648	0:18,384	0:14,260	0:46,768	0:18,415	0:14,362	0:46,802	0:18,391	0:14,372	0:46,817	0:18,477	0:14,218	0:46,833	0:18,466	0:14,421
Runde 1	0:50,322	0:20,115	0:15,335	0:51,305	0:20,751	0:15,384	0:51,195	0:20,194	0:15,272	0:50,310	0:20,261	0:15,361	0:52,762	0:21,416	0:16,358
Runde 2	0:50,659	0:20,709	0:15,347	0:48,130	0:18,985	0:14,798	0:49,826	0:19,486	0:15,362	0:48,383	0:19,387	0:14,657	0:48,742	0:19,554	0:14,782
Runde 3	0:47,728	0:18,797	0:14,598	0:47,622	0:18,771	0:14,595	0:48,163	0:18,776	0:14,679	0:47,430	0:18,811	0:14,489	0:48,413	0:19,039	0:15,220
Runde 4	0:47,174	0:18,549	0:14,486	0:47,409	0:18,618	0:14,505	0:47,241	0:18,663	0:14,457	0:47,359	0:18,638	0:14,415	0:47,585	0:18,748	0:14,650
Runde 5	0:46,925	0:18,475	0:14,406	0:47,611	0:18,707	0:14,478	0:47,127	0:18,537	0:14,438	0:47,256	0:18,600	0:14,441	0:47,072	0:18,556	0:14,503
Runde 6	0:46,767	0:18,392	0:14,366	0:47,074	0:18,498	0:14,513	0:46,897	0:18,413	0:14,439	0:48,146	0:18,762	0:14,417	0:47,124	0:18,564	0:14,570
Runde 7	0:47,175	0:18,731	0:14,354	0:47,695	0:19,118	0:14,468	0:47,015	0:18,474	0:14,514	0:47,751	0:18,882	0:14,421	0:46,978	0:18,562	0:14,479
Runde 8	0:46,648	0:18,387	0:14,286	0:47,239	0:18,825	0:14,403	0:47,284	0:18,677	0:14,515	0:48,281	0:19,301	0:14,422	0:46,944	0:18,500	0:14,460
Runde 9	0:47,141	0:18,399	0:14,501	0:47,024	0:18,428	0:14,571	0:47,077	0:18,426	0:14,624	0:47,578	0:18,853	0:14,483	0:47,139	0:18,608	0:14,628
Runde 10	0:46,733	0:18,470	0:14,260	0:46,840	0:18,415	0:14,416	0:46,853	0:18,496	0:14,372	0:46,976	0:18,613	0:14,218	0:46,833	0:18,529	0:14,421
Runde 11	0:46,783	0:18,477	0:14,313	0:46,768	0:18,428	0:14,362	0:46,802	0:18,455	0:14,410	0:46,817	0:18,477	0:14,237	0:46,911	0:18,466	0:14,524
Runde 12	0:46,697	0:18,402	0:14,345	0:46,815	0:18,427	0:14,370	0:46,927	0:18,492	0:14,388	0:47,108	0:18,546	0:14,412	0:46,916	0:18,513	0:14,489
Runde 13	0:46,710	0:18,384	0:14,326	0:46,994	0:18,440	0:14,543	0:47,019	0:18,391	0:14,637	0:47,049	0:18,586	0:14,445	0:46,962	0:18,584	0:14,473

R 7 DKM (OK) Heat 2 A < > C

Die schnellsten Zeiten

Ort	Nr. Fahrername	Zeit	Streckenl.	Ø Speed
Ziel	19 Tröger, Niels	0:46,515	1200 m	92,9 km/h
Sektion 1	20 Linty, Etienne	0:18,328	531 m	104,3 km/h
Sektion 2	7 Enders, Paul	0:14,218	390 m	98,7 km/h
Sektion 3	86 Sasse, Hugo	0:13,791	279 m	72,8 km/h

	Snr.17 Füngeling, Luke DEU Valier Motorsport		Snr.14 Tröger, Tim DEU Mach 1 Motorsport		Snr.51 Pedersen, Nicolai DNK Briøn Pedersen		Snr.33 Korhainen, Rasmus FIN KOSKI MOTORSPORT		Snr.45 Read, Tyler GBR Ricky Flynn Motorsport							
	theoretisch mögliche Bestzeit	Ziel	theoretisch mögliche Bestzeit	Ziel	theoretisch mögliche Bestzeit	Ziel	theoretisch mögliche Bestzeit	Ziel	theoretisch mögliche Bestzeit	Ziel						
best	0:46,837	0:18,392	0:14,379	0:13,909	0:46,938	0:18,470	0:14,397	0:14,037	0:46,938	0:18,470	0:14,397	0:14,037	0:46,906	0:18,356	0:14,461	0:13,994
Runde 1	0:52,248	0:20,804	0:16,344	0:15,100	0:51,743	0:20,690	0:16,085	0:14,968	0:52,539	0:20,585	0:16,416	0:15,538	0:52,531	0:21,481	0:16,126	0:14,924
Runde 2	0:48,665	0:19,067	0:15,020	0:14,578	0:50,110	0:19,224	0:15,442	0:15,444	0:49,108	0:19,652	0:14,918	0:14,538	0:48,637	0:19,036	0:15,203	0:14,398
Runde 3	0:49,843	0:19,098	0:16,369	0:14,376	0:50,289	0:20,061	0:15,377	0:14,851	0:48,645	0:19,174	0:15,085	0:14,386	0:51,534	0:21,462	0:15,915	0:14,157
Runde 4	0:49,277	0:19,354	0:14,899	0:15,024	0:48,064	0:18,558	0:14,923	0:14,583	0:48,475	0:18,646	0:15,063	0:14,766	0:48,152	0:18,728	0:14,873	0:14,551
Runde 5	0:47,860	0:18,700	0:14,947	0:14,213	0:47,885	0:18,641	0:14,570	0:14,674	0:47,671	0:18,518	0:14,693	0:14,460	0:47,646	0:18,643	0:14,714	0:14,289
Runde 6	0:47,077	0:18,591	0:14,514	0:13,972	0:47,308	0:18,601	0:14,508	0:14,199	0:47,606	0:18,774	0:14,644	0:14,188	0:47,301	0:18,703	0:14,664	0:13,934
Runde 7	0:47,020	0:18,553	0:14,441	0:14,026	0:47,557	0:18,551	0:14,762	0:14,244	0:48,251	0:18,771	0:14,981	0:14,499	0:47,837	0:18,637	0:14,943	0:14,257
Runde 8	0:47,280	0:18,737	0:14,541	0:14,002	0:47,190	0:18,494	0:14,503	0:14,193	0:47,656	0:18,799	0:14,606	0:14,251	0:47,951	0:18,987	0:14,699	0:14,265
Runde 9	0:47,053	0:18,468	0:14,589	0:13,996	0:47,209	0:18,497	0:14,494	0:14,218	0:47,173	0:18,554	0:14,614	0:14,005	0:47,087	0:18,569	0:14,596	0:13,922
Runde 10	0:46,931	0:18,520	0:14,379	0:14,032	0:46,938	0:18,500	0:14,397	0:14,041	0:47,015	0:18,450	0:14,501	0:14,064	0:47,158	0:18,564	0:14,619	0:13,975
Runde 11	0:46,872	0:18,476	0:14,471	0:13,925	0:47,083	0:18,479	0:14,451	0:14,153	0:46,924	0:18,518	0:14,439	0:13,967	0:47,130	0:18,631	0:14,645	0:13,854
Runde 12	0:46,873	0:18,463	0:14,397	0:14,013	0:47,022	0:18,481	0:14,404	0:14,137	0:47,200	0:18,523	0:14,601	0:14,076	0:47,160	0:18,601	0:14,598	0:13,961
Runde 13	0:46,837	0:18,392	0:14,536	0:13,909	0:47,139	0:18,470	0:14,632	0:14,037	0:46,993	0:18,495	0:14,484	0:14,014	0:47,279	0:18,646	0:14,628	0:14,005

R 7 DKM (OK) Heat 2 A < > C

Die schnellsten Zeiten

Ort	Nr. Fahrername	Zeit	Streckenk.	Ø Speed
Ziel	19 Tröger, Niels	0:46,515	1200 m	92,9 km/h
Sektion 1	20 Limy, Etienne	0:18,328	531 m	104,3 km/h
Sektion 2	7 Enders, Paul	0:14,218	390 m	98,7 km/h
Sektion 3	86 Sasse, Hugo	0:13,791	279 m	72,8 km/h

	Snr.20 Limy, Etienne ITA EMILIA KART SRL		Snr.25 Hansen, Mads E DNK TK Racing		Snr.55 Qufaj, David DEU KSB RACING TEAM		Snr.56 Cuman, Nicolo ITA Ronni Leopoldo Cuman		Snr.52 Di Prima, Livio CHE Solgat Motorsport	
	theoretisch mögliche Bestzeit	Ziel	theoretisch mögliche Bestzeit	Ziel	theoretisch mögliche Bestzeit	Ziel	theoretisch mögliche Bestzeit	Ziel	theoretisch mögliche Bestzeit	Ziel
best	0:46,885	0:18,328	0:14,416	0:13,902	0:47,055	0:18,484	0:14,488	0:14,006	0:47,562	0:18,679
Runde 1	0:52,338	0:20,487	0:16,720	0:15,131	0:52,810	0:20,845	0:16,756	0:15,209	0:52,616	0:20,997
Runde 2	0:48,911	0:19,492	0:15,081	0:14,338	0:49,390	0:19,343	0:14,890	0:15,157	0:50,163	0:19,637
Runde 3	0:49,110	0:19,379	0:15,205	0:14,526	0:51,016	0:21,469	0:15,295	0:14,252	0:49,032	0:19,500
Runde 4	0:49,044	0:18,596	0:14,904	0:15,544	0:47,699	0:18,642	0:14,629	0:14,428	0:48,310	0:18,811
Runde 5	0:47,427	0:18,608	0:14,677	0:14,142	0:47,872	0:19,231	0:14,574	0:14,067	0:48,516	0:19,522
Runde 6	0:47,339	0:18,668	0:14,657	0:14,014	0:47,605	0:18,584	0:14,746	0:14,275	0:47,983	0:18,679
Runde 7	0:48,211	0:18,422	0:14,765	0:15,024	0:47,372	0:18,508	0:14,551	0:14,313	0:47,562	0:18,686
Runde 8	0:47,978	0:18,566	0:14,646	0:14,766	0:47,436	0:18,536	0:14,649	0:14,251	0:47,946	0:18,851
Runde 9	0:47,203	0:18,616	0:14,685	0:13,902	0:47,203	0:18,559	0:14,638	0:14,006	0:47,901	0:18,774
Runde 10	0:46,885	0:18,434	0:14,516	0:13,935	0:47,055	0:18,512	0:14,492	0:14,051	0:47,762	0:18,783
Runde 11	0:47,519	0:18,328	0:14,634	0:14,557	0:48,219	0:18,540	0:14,671	0:15,008	0:47,758	0:18,766
Runde 12	0:46,899	0:18,419	0:14,416	0:14,064	0:47,139	0:18,553	0:14,527	0:14,059	0:48,182	0:18,938
Runde 13	0:47,224	0:18,384	0:14,504	0:14,336	0:47,108	0:18,484	0:14,488	0:14,136	0:48,055	0:18,898
					0:47,265	0:18,517	0:14,536	0:14,212	0:48,055	0:18,952
					0:47,446	0:18,607	0:14,466	0:14,373	0:47,762	0:18,844
					0:47,202	0:18,564	0:14,626	0:14,012	0:47,758	0:18,766
					0:47,687	0:18,613	0:14,608	0:14,466	0:48,182	0:18,938
					0:47,475	0:18,826	0:14,599	0:14,050	0:47,946	0:18,751
					0:47,472	0:18,781	0:14,690	0:14,603	0:47,901	0:18,774
					0:47,150	0:18,545	0:14,515	0:14,090	0:47,762	0:18,783
					0:47,063	0:18,498	0:14,499	0:14,066	0:47,758	0:18,766
					0:47,475	0:18,826	0:14,599	0:14,050	0:48,182	0:18,938
					0:47,687	0:18,613	0:14,608	0:14,466	0:48,055	0:18,898
					0:47,265	0:18,517	0:14,536	0:14,212	0:48,055	0:18,952
					0:47,446	0:18,607	0:14,466	0:14,373	0:47,762	0:18,844
					0:47,202	0:18,564	0:14,626	0:14,012	0:47,946	0:18,751
					0:47,475	0:18,826	0:14,599	0:14,050	0:47,901	0:18,774
					0:47,472	0:18,781	0:14,690	0:14,603	0:47,762	0:18,783
					0:47,150	0:18,545	0:14,515	0:14,090	0:47,762	0:18,783
					0:47,063	0:18,498	0:14,499	0:14,066	0:47,758	0:18,766
					0:47,475	0:18,826	0:14,599	0:14,050	0:48,182	0:18,938
					0:47,687	0:18,613	0:14,608	0:14,466	0:48,055	0:18,898
					0:47,265	0:18,517	0:14,536	0:14,212	0:48,055	0:18,952
					0:47,446	0:18,607	0:14,466	0:14,373	0:47,762	0:18,844
					0:47,202	0:18,564	0:14,626	0:14,012	0:47,946	0:18,751
					0:47,475	0:18,826	0:14,599	0:14,050	0:47,901	0:18,774
					0:47,472	0:18,781	0:14,690	0:14,603	0:47,762	0:18,783
					0:47,150	0:18,545	0:14,515	0:14,090	0:47,762	0:18,783
					0:47,063	0:18,498	0:14,499	0:14,066	0:47,758	0:18,766
					0:47,475	0:18,826	0:14,599	0:14,050	0:48,182	0:18,938
					0:47,687	0:18,613	0:14,608	0:14,466	0:48,055	0:18,898
					0:47,265	0:18,517	0:14,536	0:14,212	0:48,055	0:18,952
					0:47,446	0:18,607	0:14,466	0:14,373	0:47,762	0:18,844
					0:47,202	0:18,564	0:14,626	0:14,012	0:47,946	0:18,751
					0:47,475	0:18,826	0:14,599	0:14,050	0:47,901	0:18,774
					0:47,472	0:18,781	0:14,690	0:14,603	0:47,762	0:18,783
					0:47,150	0:18,545	0:14,515	0:14,090	0:47,762	0:18,783
					0:47,063	0:18,498	0:14,499	0:14,066	0:47,758	0:18,766
					0:47,475	0:18,826	0:14,599	0:14,050	0:48,182	0:18,938
					0:47,687	0:18,613	0:14,608	0:14,466	0:48,055	0:18,898
					0:47,265	0:18,517	0:14,536	0:14,212	0:48,055	0:18,952
					0:47,446	0:18,607	0:14,466	0:14,373	0:47,762	0:18,844
					0:47,202	0:18,564	0:14,626	0:14,012	0:47,946	0:18,751
					0:47,475	0:18,826	0:14,599	0:14,050	0:47,901	0:18,774
					0:47,472	0:18,781	0:14,690	0:14,603	0:47,762	0:18,783
					0:47,150	0:18,545	0:14,515	0:14,090	0:47,762	0:18,783
					0:47,063	0:18,498	0:14,499	0:14,066	0:47,758	0:18,766
					0:47,475	0:18,826	0:14,599	0:14,050	0:48,182	0:18,938
					0:47,687	0:18,613	0:14,608	0:14,466	0:48,055	0:18,898
					0:47,265	0:18,517	0:14,536	0:14,212	0:48,055	0:18,952
					0:47,446	0:18,607	0:14,466	0:14,373	0:47,762	0:18,844
					0:47,202	0:18,564	0:14,626	0:14,012	0:47,946	0:18,751
					0:47,475	0:18,826	0:14,599	0:14,050	0:47,901	0:18,774
					0:47,472	0:18,781	0:14,690	0:14,603	0:47,762	0:18,783
					0:47,150	0:18,545	0:14,515	0:14,090	0:47,762	0:18,783
					0:47,063	0:18,498	0:14,499	0:14,066	0:47,758	0:18,766
					0:47,475	0:18,826	0:14,599	0:14,050	0:48,182	0:18,938
					0:47,687	0:18,613	0:14,608	0:14,466	0:48,055	0:18,898
					0:47,265	0:18,517	0:14,536	0:14,212	0:48,055	0:18,952
					0:47,446	0:18,607	0:14,466	0:14,373	0:47,762	0:18,844
					0:47,202	0:18,564	0:14,626	0:14,012	0:47,946	0:18,751
					0:47,475	0:18,826	0:14,599	0:14,050	0:47,901	0:18,774
					0:47,472	0:18,781	0:14,690	0:14,603	0:47,762	0:18,783
					0:47,150	0:18,545	0:14,515	0:14,090	0:47,762	0:18,783
					0:47,063	0:18,498	0:14,499	0:14,066	0:47,758	0:18,766
					0:47,475	0:18,826	0:14,599	0:14,050	0:48,182	0:18,938
					0:47,687	0:18,613	0:14,608	0:14,466	0:48,055	0:18,898
					0:47,265	0:18,517	0:14,536	0:14,212	0:48,055	0:18,952
					0:47,446	0:18,607	0:14,466	0:14,373	0:47,762	0:18,844
					0:47,202	0:18,564	0:14,626	0:14,012	0:47,946	0:18,751
					0:47,475	0:18,826	0:14,599	0:14,050	0:47,901	0:18,774
					0:47,472	0:18,781	0:14,690	0:14,603	0:47,762	0:18,783
					0:47,150	0:18,545	0:14,515	0:14,090	0:47,762	0:18,783
					0:47,063	0:18,498	0:14,499	0:14,066	0:47,758	0:18,766
					0:47,475	0:18,826	0:14,599	0:14,050	0:48,182	0:18,938
					0:47,687	0:18,613	0:14,608	0:14,466	0:48,055	0:18,898
					0:47,265	0:18,517	0:14,536	0:14,212	0:48,055	0:18,952
					0:47,446	0:18,607	0:14,466	0:14,373	0:47,762	0:18,844
					0:47,202	0:18,564	0:14,626	0:14,012	0:47,946	0:18,751
					0:47,475	0:18,826	0:14,599	0:14,050	0:47,901	0:18,774
					0:47,472	0:18,781	0:14,690	0:14,6		

R 7 DKM (OK) Heat 2 A < > C

Die schnellsten Zeiten

Ort	Nr. Fahrername	Zeit	Streckenl.	Ø Speed
Ziel	19 Tröger, Niels	0:46,515	1200 m	92,9 km/h
Sektion 1	20 Linty, Etienne	0:18,328	531 m	104,3 km/h
Sektion 2	7 Enders, Paul	0:14,218	390 m	98,7 km/h
Sektion 3	86 Sasse, Hugo	0:13,791	279 m	72,8 km/h

	Smr.21 Anderrüti, Leandro CHE S.R.T. Motorsport			Smr.44 Muth, Lukas CHE KSB RACING TEAM			Smr.4 Arnold, Felix DEU KSM Schumacher Racing Team			Smr.57 Coluccio, Luigi ITA BIREL ART RACING KSW			Smr.38 Buus, Bastian DNK RS Competition			
	theoretisch mögliche Bestzeit	Ziel	Sektion 3	theoretisch mögliche Bestzeit	Ziel	Sektion 3	theoretisch mögliche Bestzeit	Ziel	Sektion 3	theoretisch mögliche Bestzeit	Ziel	Sektion 3	theoretisch mögliche Bestzeit	Ziel	Sektion 3	
best	0:47,379	0:18,609	0:14,588	0:14,113	0:47,148	0:18,632	0:14,489	0:13,940	0:46,798	0:18,452	0:14,306	0:13,977	0:46,847	0:18,428	0:14,394	0:13,940
Runde 1	0:51,905	0:20,685	0:16,142	0:15,078	0:51,206	0:20,715	0:15,837	0:14,654	0:51,251	0:20,690	0:15,356	0:15,205	0:48,209	0:19,183	0:14,871	0:14,155
Runde 2	0:49,170	0:18,896	0:15,189	0:15,085	0:49,006	0:18,941	0:15,231	0:14,834	0:48,438	0:18,965	0:15,071	0:14,402	0:47,519	0:18,636	0:14,651	0:14,232
Runde 3	1:06,134	0:35,864	0:15,835	0:14,435	1:14,753	0:44,277	0:16,345	0:14,131	0:47,442	0:18,670	0:14,566	0:14,206	0:47,695	0:18,610	0:14,802	0:14,283
Runde 4	0:47,928	0:18,792	0:14,741	0:14,395	0:47,967	0:18,901	0:14,851	0:14,215	0:47,303	0:18,593	0:14,522	0:14,188	0:47,291	0:18,672	0:14,557	0:14,062
Runde 5	0:47,706	0:18,724	0:14,710	0:14,272	0:47,692	0:18,797	0:14,761	0:14,134	0:47,267	0:18,701	0:14,499	0:14,067	0:47,315	0:18,501	0:14,480	0:14,334
Runde 6	0:47,574	0:18,673	0:14,708	0:14,193	0:47,570	0:18,766	0:14,809	0:13,995	0:47,100	0:18,496	0:14,437	0:14,167	0:47,479	0:18,428	0:14,443	0:14,608
Runde 7	0:47,555	0:18,721	0:14,649	0:14,185	0:47,434	0:18,688	0:14,670	0:14,076	0:47,143	0:18,717	0:14,368	0:14,058	0:46,847	0:18,513	0:14,394	0:13,940
Runde 8	0:47,466	0:18,644	0:14,610	0:14,212	0:47,432	0:18,678	0:14,607	0:14,147	0:46,798	0:18,452	0:14,318	0:14,028	0:47,181	0:18,457	0:14,395	0:14,329
Runde 9	0:47,526	0:18,694	0:14,634	0:14,198	0:47,449	0:18,710	0:14,702	0:14,037	0:47,530	0:18,476	0:14,611	0:14,443	0:46,847	0:18,457	0:14,395	0:14,329
Runde 10	0:47,395	0:18,671	0:14,588	0:14,136	0:47,148	0:18,632	0:14,489	0:14,027	0:47,016	0:18,593	0:14,352	0:14,071	0:46,847	0:18,457	0:14,395	0:14,329
Runde 11	0:47,379	0:18,649	0:14,617	0:14,113	0:47,306	0:18,759	0:14,581	0:13,966	0:46,813	0:18,493	0:14,343	0:13,977	0:46,847	0:18,457	0:14,395	0:14,329
Runde 12	0:47,472	0:18,609	0:14,672	0:14,191	0:47,425	0:18,706	0:14,717	0:14,002	0:46,838	0:18,484	0:14,306	0:14,048	0:46,847	0:18,457	0:14,395	0:14,329
Runde 13	0:47,557	0:18,650	0:14,735	0:14,172	0:47,178	0:18,648	0:14,590	0:13,940	0:46,847	0:18,457	0:14,395	0:14,048	0:46,847	0:18,457	0:14,395	0:14,329

R 7 DKM (OK) Heat 2 A < > C

Die schnellsten Zeiten

Ort	Nr. Fahrername	Zeit	Streckenl.	Ø Speed
Ziel	19 Tröger, Niels	0:46,515	1200 m	92,9 km/h
Sektion 1	20 Linty, Etienne	0:18,328	531 m	104,3 km/h
Sektion 2	7 Enders, Paul	0:14,218	390 m	98,7 km/h
Sektion 3	86 Sasse, Hugo	0:13,791	279 m	72,8 km/h

	Smr.19 Tröger, Niels DEU RTG Kartsport	Smr.40 Fusen, Jan David DEU Solgat Motorsport	Smr.10 O'dey, Levi DEU KSM Schumacher Racing Team	Smr.54 Lehtonen, Henri FIN KOSKI MOTORSPORT	Smr.88 Schmidli, Titus-Shanghai CHE S.R.T. Motorsport
	theoretisch mögliche Bestzeit 0:46,512	theoretisch mögliche Bestzeit 0:47,759	theoretisch mögliche Bestzeit 0:48,285	theoretisch mögliche Bestzeit 0:48,494	theoretisch mögliche Bestzeit 0:49,118
best	Ziel Sektion 1 0:18,348 0:14,269 0:13,895	Ziel Sektion 1 0:18,689 0:14,759 0:14,311	Ziel Sektion 1 0:18,718 0:14,783 0:14,784	Ziel Sektion 1 0:18,927 0:15,108 0:14,459	Ziel Sektion 1 0:18,975 0:15,209 0:14,934
Runde 1	0:49,928 0:20,210 0:15,212 0:14,506	0:53,022 0:21,020 0:16,196 0:15,806	0:51,689 0:21,051 0:15,682 0:14,956	0:52,018 0:21,149 0:15,788 0:15,081	0:52,510 0:20,915 0:16,661 0:14,934
Runde 2	0:48,341 0:18,940 0:15,099 0:14,302	0:48,906 0:19,301 0:14,759 0:14,846	0:49,065 0:19,032 0:15,249 0:14,784	0:48,616 0:19,049 0:15,108 0:14,459	0:49,270 0:18,975 0:15,209 0:15,086
Runde 3	0:47,132 0:18,478 0:14,568 0:14,086	0:49,134 0:19,366 0:15,457 0:14,311	0:49,065 0:19,032 0:15,249 0:14,784	0:48,616 0:19,049 0:15,108 0:14,459	0:49,270 0:18,975 0:15,209 0:15,086
Runde 4	0:47,008 0:18,470 0:14,465 0:14,073	0:18,689 0:14,829	0:18,718 0:14,783	0:18,927	
Runde 5	0:46,966 0:18,552 0:14,431 0:13,983				
Runde 6	0:46,593 0:18,348 0:14,307 0:13,938				
Runde 7	0:46,852 0:18,440 0:14,483 0:13,979				
Runde 8	0:46,515 0:18,351 0:14,269 0:13,895				
Runde 9	0:18,451				



R 7 DKM (OK) Heat 2 A < > C

Die schnellsten Zeiten

Ort	Nr. Fahrername	Zeit	Streckentl.	Ø Speed
Ziel	19 Tröger, Niels	0:46,515	1200 m	92,9 km/h
Sektion 1	20 Linty, Etienne	0:18,328	531 m	104,3 km/h
Sektion 2	7 Enders, Paul	0:14,218	390 m	98,7 km/h
Sektion 3	86 Sasse, Hugo	0:13,791	279 m	72,8 km/h

Snr.:27 Born, Miklas
CHE

Innovative Competition

theoretisch mögliche Bestzeit: 0:20,696

Ziel Sektion 1 Sektion 2 Sektion 3

best

Runde 1

Runde 2

Ziel	Sektion 1	Sektion 2	Sektion 3	Ziel	Sektion 1	Sektion 2	Sektion 3	Ziel	Sektion 1	Sektion 2	Sektion 3
0:20,696											
0:20,696											

DMSB RegNr 08-2018

R 3 DKM (OK) Heat 1 B <> C

Strecke / track: 1200m

fastest Lap Van Berlo, Glenn at: 0:46,530

started: 31 classified: 31 not classified: 0

Doc. 27

Pos	Str. Nr.	Fahrer / Driver	Nation	Bewerber/Sponsor	Nation	Lizenz / B-Lizenz	Chassis/Motor/Reifen	Points	Runden Laps	Gesamtzeit Differenz	Abstand Gap	beste Runde best Lap	in R. in L.	o Geschw. Speed
1	42	Maloney, Zane	GBR	Ricky Flynn Motorsport	GBR	376 162392	FA Kart / Vortex / Vega	0	13	10:11,107		0:46,556	9	91,9 km/h 92,8 km/h
2	46	Nielsen, Nicklas	DNK	KSM Schumacher Racing Team	DEU	31727 KBF1067587	Tony Kart / Vortex / Vega	2	13	10:12,681 0:01,574	0:01,574	0:46,662	7	91,7 km/h 92,6 km/h
3	39	Thompson, Harry	GBR	Ricky Flynn Motorsport	GBR	265302 162392	FA Kart / Vortex / Vega	3	13	10:13,801 0:02,694	0:01,120	0:46,700	7	91,5 km/h 92,5 km/h
4	36	Van Der Helm, Tijmen	NLD	KSM Schumacher Racing Team	DEU	35964 KBF1067587	Tony Kart / Vortex / Vega	4	13	10:14,484 0:03,377	0:00,683	0:46,554	8	91,4 km/h 92,8 km/h
5	15	Maisch, Luca	DEU	TB Racing Team	DEU	IKC 1154306 KBF 1116906	Kart Republic / Iame / Vega	5	13	10:14,595 0:03,488	0:00,111	0:46,650	9	91,4 km/h 92,6 km/h
6	49	Van Berlo, Glenn	NLD	LENNOX RACING TEAM	ITA	36847 322955	Exprit / Vortex / Vega	6	13	10:14,713 0:03,606	0:00,118	0:46,530	7	92,8 km/h 92,8 km/h
7	13	Tauscher, Alexander	DEU	Lanari Racing Team	DEU	IKC 1162751 KBF 1159049	Kart Republic / Iame / Vega	7	13	10:15,054 0:03,947	0:00,341	0:46,727	10	91,3 km/h 92,5 km/h
8	18	Rosso, Andrea	ITA	CRG Holland	NLD	344925 15521	CRG / TM / Vega	8	13	10:16,278 0:05,171	0:01,224	0:46,619	6	91,1 km/h 92,7 km/h
9	10	O' dey, Levi	DEU	KSM Schumacher Racing Team	DEU	IKCR 1164486 KBF 1067587	Tony Kart / Vortex / Vega	9	13	10:17,746 0:06,639	0:01,468	0:46,735	8	90,9 km/h 92,4 km/h
10	77	Tramnitz, Tim	DEU	KSM Schumacher Racing Team	DEU	IKCR 1161254 KBF 1067587	Tony Kart / Vortex / Vega	10	13	10:17,768 0:06,661	0:00,022	0:46,579	9	90,9 km/h 92,7 km/h
11	66	Zug, Marius	DEU	TB Racing Team	DEU	IKC 1153813 KBF 1116906	Kart Republic / Parilla / Vega	11	13	10:18,504 0:07,397	0:00,736	0:46,775	6	90,8 km/h 92,6 km/h
12	34	Saarijärvi, Frans-Emil	FIN	KOSKI MOTORSPORT	FIN	3476557 50054310	Tony Kart / Vortex / Vega	12	13	10:19,957 0:08,850	0:01,453	0:46,665	8	90,6 km/h 92,6 km/h
13	4	Arnold, Felix	DEU	KSM Schumacher Racing Team	DEU	IKA 1138542 KBF 1067587	Tony Kart / Vortex / Vega	13	13	10:20,192 0:09,085	0:00,235	0:46,707	9	90,6 km/h 92,5 km/h
14	22	Fritsch, Valentino	DEU	BIREL ART RACING KSW	AUT	IKB 1173038 BK 102	BirelART / TM / Vega	14	13	10:20,385 0:09,278	0:00,193	0:46,784	13	90,4 km/h 92,3 km/h
15	54	Lehtonen, Henri	FIN	KOSKI MOTORSPORT	FIN	28654661 50054310	Tony Kart / Vortex / Vega	15	13	10:21,216 0:10,109	0:00,831	0:46,912	10	90,4 km/h 92,1 km/h
16	16	Volz, Rico	DEU	RS-Motorsport	DEU	IKC 1154071 KBF 1104126	CRG / Iame / Vega	16	13	10:21,794 0:10,687	0:00,578	0:46,994	13	90,3 km/h 91,9 km/h
17	32	Dörr, Phil	DEU	TB Racing Team	DEU	IKC 1162847 KBF 1116906	Kart Republic / Parilla / Vega	17	13	10:23,123 0:12,016	0:01,329	0:46,862	11	90,1 km/h 92,2 km/h
18	88	Schmidli, Titus-Shanghai	CHE	S.R.T. Motorsport	CHE	502418 500062	OTK / Vortex / Vega	18	13	10:25,924 0:14,817	0:02,801	0:47,110	8	89,7 km/h 91,7 km/h
19	45	Read, Tyler	GBR	Ricky Flynn Motorsport	GBR	263145 162392	FA Alonso / Vortex / Vega	19	13	10:26,418 0:15,311	0:00,494	0:46,774	7	89,7 km/h 92,4 km/h
20	51	Pedersen, Nicolai	DNK	Brian Pedersen	DNK	65102 65885	Kosmic / Vortex / Vega	20	13	10:27,039 0:15,932	0:00,621	0:46,904	7	89,6 km/h 92,1 km/h
21	21	Anderrüti, Leandro	CHE	S.R.T. Motorsport	CHE	500212 500063	OTK / Vortex / Vega	21	13	10:27,638 0:16,531	0:00,599	0:47,107	7	89,5 km/h 91,7 km/h
22	23	Pros, Frantisek	CZE	PRAGA VMS RACING	CZE	18 SA0105 18 AT 00031	PRAGA / TM / Vega	22	13	10:27,970 0:16,863	0:00,332	0:47,260	7	89,4 km/h 91,4 km/h
23	31	Meyer Hansen, Mikkel	DNK	Racing Motor DK	DNK	36477 03587	KALI-KART / TM / Vega	23	13	10:28,165 0:17,058	0:00,195	0:47,080	13	89,4 km/h 91,8 km/h
24	17	Füngeling, Luke	DEU	Valier Motorsport	DEU	IKC 1136804 KBF 1063735	SODI / Iame / Vega	24	13	10:28,866 0:17,759	0:00,701	0:46,759	13	89,3 km/h 92,4 km/h
25	12	Schulte, Maximilian	DEU	Solgat Motorsport	DEU	IKCR 1153757 KBF 1079882	BirelArt / TM / Vega	25	13	10:30,814 0:19,707	0:01,948	0:47,199	7	89 km/h 91,5 km/h
26	24	Pavlicek, Matěj	CZE	PRAGA VMS RACING	CZE	18 AS 0066 18 AT 00031	PRAGA / TM / Vega	26	13	10:31,243 0:20,136	0:00,429	0:47,219	7	89 km/h 91,5 km/h
27	9	Mendez, Juan Diego	PAN	EMILIA KART SRL	ITA	079 295453	BirelArt / Iame / Vega	27	13	10:31,381 0:20,274	0:00,138	0:47,034	8	88,9 km/h 91,8 km/h
28	41	Skocdopole, Dan	CZE	Ricky Flynn Motorsport	GBR	162392 58044	FA Alonso / Vortex / Vega	28	13	10:31,509 0:20,402	0:00,128	0:47,135	8	88,9 km/h 91,7 km/h
29	29	Skjellerup, Oliver	DNK	Robert Schlunssen	DNK	36053 36053	Tony Kart / Vortex / Vega	29	13	10:33,054 0:21,947	0:01,545	0:47,668	13	88,7 km/h 90,6 km/h
30	14	Tröger, Tim	DEU	Mach1 Motorsport	DEU	IKC 1132554 KBF 1005514	Mach1 / Iame / Vega	30	10	8:18,490 0:02,834	3 R	0:46,904	8	86,7 km/h 92,1 km/h
31	20	Linty, Etienne	ITA	EMILIA KART SRL	ITA	337697 295453	BirelART / Iame / Vega	31	0	13 R	10 R			

Rennleitung: Kai Medefind Racedirektor: Thomas Lainer
 Sportkommissare: Th. Ferrero / U. Bell / H. Seidel / P. Acerbi
 Techn. Kommissare: H-J. Dangers / M. Grasshoff / C. Schmidt / D. Pietzko / M. Somera / A. Mazzanti
 Zeitnahme: KART-DATA timing service Franz Schieszler / Martin Summerer

Zeitnahme / timekeeping
 control *Schieszler*
 Franz Schieszler



R 3 DKM (OK) Heat 1 B < > C

Strecke / track: 1200

Fahrername Driver	Maloney Zane	Nielsen Nicklas	Thompson Harry	Van Der Helm Tijmen	Maisch Luca	Von Berlo Glenn	Tauscher Alexander	Rosso Andrea	O' dey Levi	Trammitz Tim	Zug Marius	Saarijärvi Frans-Emil
schnellste Runde in Runde	0:46,556 Rn. 9	0:46,662 Rn. 7	0:46,700 Rn. 7	0:46,554 Rn. 8	0:46,650 Rn. 9	0:46,530 Rn. 7	0:46,727 Rn. 10	0:46,619 Rn. 6	0:46,735 Rn. 8	0:46,579 Rn. 9	0:46,775 Rn. 6	0:46,665 Rn. 8
Speed	92,8 km/h	92,6 km/h	92,5 km/h	92,8 km/h	92,6 km/h	92,8 km/h	92,5 km/h	92,7 km/h	92,4 km/h	92,7 km/h	92,4 km/h	92,6 km/h
Lap 1	0:47,945	0:49,108	0:48,676	0:49,704	0:48,382	0:50,378	0:49,143	0:50,090	0:49,777	0:50,537	0:50,163	0:50,437
Lap 2	0:47,590	0:47,493	0:47,596	0:47,320	0:47,615	0:47,892	0:47,597	0:48,168	0:47,718	0:48,675	0:48,845	0:48,622
Lap 3	0:47,029	0:47,056	0:47,340	0:47,132	0:47,190	0:47,730	0:47,420	0:48,040	0:47,075	0:47,715	0:48,220	0:48,125
Lap 4	0:46,890	0:46,873	0:47,122	0:46,960	0:47,012	0:46,819	0:46,886	0:46,992	0:47,022	0:47,173	0:47,194	0:47,879
Lap 5	0:46,806	0:46,791	0:46,875	0:46,931	0:46,821	0:46,704	0:47,051	0:46,853	0:46,900	0:46,812	0:46,889	0:47,062
Lap 6	0:46,683	0:46,741	0:46,750	0:46,994	0:46,711	0:46,690	0:47,364	0:46,619	0:46,895	0:46,724	0:46,775	0:46,991
Lap 7	0:46,689	0:46,662	0:46,700	0:46,730	0:46,661	0:46,530	0:46,810	0:46,691	0:47,010	0:46,709	0:46,974	0:47,808
Lap 8	0:46,641	0:46,742	0:46,802	0:46,554	0:46,896	0:46,594	0:46,737	0:46,704	0:46,735	0:46,740	0:47,035	0:46,665
Lap 9	0:46,556	0:46,679	0:46,788	0:46,654	0:46,650	0:46,723	0:46,743	0:46,708	0:47,189	0:46,579	0:46,828	0:46,769
Lap 10	0:46,685	0:46,791	0:46,756	0:46,696	0:47,318	0:46,659	0:46,727	0:46,695	0:46,990	0:46,790	0:46,809	0:47,055
Lap 11	0:46,760	0:46,743	0:47,286	0:47,084	0:48,002	0:46,700	0:46,840	0:46,757	0:46,805	0:46,906	0:47,040	0:46,770
Lap 12	0:46,763	0:46,832	0:46,832	0:46,946	0:47,050	0:46,746	0:47,436	0:46,815	0:47,099	0:46,781	0:47,026	0:46,841
Lap 13	0:46,841	0:46,803	0:46,731	0:47,068	0:46,955	0:46,711	0:46,831	0:47,368	0:48,832	0:48,029	0:47,082	0:46,981



R 3 DKM (OK) Heat 1 B < > C

Strecke / track: 1200

Fahrername Driver	Arnold Felix	Fritsch Valentino	Lehtonen Henri	Volz Rico	Dörr Phil	Schmidli Titus-Shanghai	Read Tyler	Pedersen Nicolaï	Anderrüti Leandro	Pros Frantisek	Meyer Hansen Mikkel	Füngeling Luke
schnellste Runde	0:46,707 Rn. 9	0:46,784 Rn. 13	0:46,912 Rn. 10	0:46,994 Rn. 13	0:46,862 Rn. 11	0:47,110 Rn. 8	0:46,774 Rn. 7	0:46,904 Rn. 7	0:47,107 Rn. 7	0:47,260 Rn. 7	0:47,080 Rn. 13	0:46,759 Rn. 13
Speed	92,5 km/h	92,3 km/h	92,1 km/h	91,9 km/h	92,2 km/h	91,7 km/h	92,4 km/h	92,1 km/h	91,7 km/h	91,4 km/h	91,8 km/h	92,4 km/h
Lap 1	0:50,558	0:50,517	0:51,150	0:50,913	0:51,434	0:51,219	0:51,361	0:52,009	0:51,254	0:51,392	0:51,704	0:54,867
Lap 2	0:48,464	0:48,386	0:48,621	0:49,180	0:48,486	0:49,563	0:49,805	0:49,085	0:49,774	0:48,630	0:49,056	0:49,134
Lap 3	0:48,186	0:48,297	0:47,602	0:47,835	0:48,257	0:47,808	0:48,693	0:49,106	0:48,148	0:48,040	0:48,501	0:48,250
Lap 4	0:47,377	0:47,174	0:47,253	0:47,268	0:48,351	0:47,888	0:47,318	0:47,317	0:47,481	0:47,476	0:47,311	0:47,866
Lap 5	0:46,886	0:47,032	0:47,157	0:47,153	0:47,369	0:47,372	0:47,149	0:47,148	0:47,421	0:47,358	0:47,399	0:48,120
Lap 6	0:47,338	0:46,976	0:47,029	0:47,164	0:47,161	0:47,188	0:47,799	0:47,702	0:47,415	0:47,538	0:49,237	0:47,367
Lap 7	0:48,087	0:47,196	0:47,679	0:47,343	0:46,914	0:47,456	0:46,774	0:46,904	0:47,107	0:47,260	0:47,133	0:47,201
Lap 8	0:46,871	0:46,966	0:47,016	0:47,200	0:46,912	0:47,110	0:47,036	0:47,021	0:47,132	0:47,424	0:47,163	0:47,242
Lap 9	0:46,707	0:46,975	0:47,043	0:47,036	0:47,375	0:48,091	0:47,630	0:47,759	0:47,985	0:48,382	0:47,950	0:47,069
Lap 10	0:47,006	0:47,534	0:46,912	0:47,064	0:46,929	0:47,592	0:47,200	0:47,525	0:47,233	0:47,979	0:47,346	0:48,026
Lap 11	0:46,841	0:47,238	0:47,011	0:47,000	0:46,862	0:47,280	0:47,759	0:47,705	0:48,193	0:48,505	0:47,272	0:47,362
Lap 12	0:46,809	0:46,853	0:46,919	0:47,021	0:46,885	0:47,136	0:46,933	0:47,177	0:47,585	0:47,661	0:47,134	0:46,890
Lap 13	0:46,960	0:46,784	0:47,029	0:46,994	0:46,947	0:47,146	0:47,014	0:47,178	0:47,344	0:47,413	0:47,080	0:46,759

R 3 DKM (OK) Heat 1 B < > C

Strecke / track: 1200

Fahrername Driver	Schulte Maximilian	Pavlicek Matej	Mendez Juan Diego	Skodopole Dan	Skjellerup Oliver	Tröger Tim	Linty Etienne
schnellste Runde	0:47,199 Rn. 7	0:47,219 Rn. 7	0:47,034 Rn. 8	0:47,135 Rn. 8	0:47,668 Rn. 13	0:46,904 Rn. 8	
Speed	91,5 km/h	91,5 km/h	91,8 km/h	91,7 km/h	90,6 km/h	92,1 km/h	
Lap 1	0:51,825	0:52,172	0:53,385	0:52,822	0:51,514	1:12,183	
Lap 2	0:49,225	0:49,380	0:49,325	0:51,274	0:49,038	0:47,664	
Lap 3	0:48,920	0:49,111	0:48,728	0:48,316	0:48,720	0:47,159	
Lap 4	0:47,944	0:47,929	0:48,316	0:48,176	0:47,922	0:46,985	
Lap 5	0:48,474	0:48,110	0:48,859	0:49,037	0:48,193	0:46,931	
Lap 6	0:47,289	0:47,409	0:47,267	0:47,330	0:48,331	0:47,047	
Lap 7	0:47,199	0:47,219	0:47,281	0:47,273	0:47,720	0:46,957	
Lap 8	0:47,716	0:47,470	0:47,034	0:47,135	0:47,910	0:46,904	
Lap 9	0:47,413	0:47,382	0:47,456	0:47,307	0:47,822	0:46,919	
Lap 10	0:48,085	0:48,056	0:48,012	0:48,025	0:49,797	0:46,931	
Lap 11	0:47,289	0:47,850	0:47,800	0:47,480	0:47,955		
Lap 12	0:47,602	0:47,770	0:47,164	0:47,262	0:48,090		
Lap 13	0:47,593	0:47,942	0:47,949	0:48,153	0:47,668		

R 3 DKM (OK) Heat 1 B < > C

Ziel		Sektion 1		Sektion 2		Sektion 3	
Fahrername	Zeit	Fahrername	Zeit	Fahrername	Zeit	Fahrername	Zeit
1 49 Van Berlo, Glenn	0:46,530	45 Read, Tyler	0:18,315	49 Van Berlo, Glenn	0:14,273	42 Maloney, Zane	0:13,838
2 36 Van Der Helm, Tijmen	0:46,554	42 Maloney, Zane	0:18,335	18 Rosso, Andrea	0:14,279	32 Dörr, Phil	0:13,841
3 42 Maloney, Zane	0:46,556	77 Tramnitz, Tim	0:18,343	77 Tramnitz, Tim	0:14,292	49 Van Berlo, Glenn	0:13,846
4 77 Tramnitz, Tim	0:46,579	36 Van Der Helm, Tijmen	0:18,347	39 Thompson, Harry	0:14,311	66 Zug, Marius	0:13,871
5 18 Rosso, Andrea	0:46,619	46 Nielsen, Nicklas	0:18,355	34 Saarijärvi, Frans-Emil	0:14,316	17 Füngeling, Luke	0:13,875
6 15 Maisch, Luca	0:46,650	39 Thompson, Harry	0:18,358	46 Nielsen, Nicklas	0:14,319	36 Van Der Helm, Tijmen	0:13,883
7 46 Nielsen, Nicklas	0:46,662	66 Zug, Marius	0:18,361	36 Van Der Helm, Tijmen	0:14,320	46 Nielsen, Nicklas	0:13,885
8 34 Saarijärvi, Frans-Emil	0:46,665	15 Maisch, Luca	0:18,376	4 Arnold, Felix	0:14,334	15 Maisch, Luca	0:13,888
9 39 Thompson, Harry	0:46,700	51 Pedersen, Nicolai	0:18,381	10 O' dey, Levi	0:14,336	18 Rosso, Andrea	0:13,889
10 4 Arnold, Felix	0:46,707	14 Tröger, Tim	0:18,383	42 Maloney, Zane	0:14,339	54 Lehtonen, Henri	0:13,909
11 13 Tauscher, Alexander	0:46,727	34 Saarijärvi, Frans-Emil	0:18,387	13 Tauscher, Alexander	0:14,340	13 Tauscher, Alexander	0:13,915
12 10 O' dey, Levi	0:46,735	4 Arnold, Felix	0:18,388	22 Fritsch, Valentino	0:14,341	34 Saarijärvi, Frans-Emil	0:13,924
13 17 Füngeling, Luke	0:46,759	49 Van Berlo, Glenn	0:18,401	17 Füngeling, Luke	0:14,357	4 Arnold, Felix	0:13,940
14 45 Read, Tyler	0:46,774	41 Skocdopole, Dan	0:18,421	15 Maisch, Luca	0:14,358	77 Tramnitz, Tim	0:13,944
15 66 Zug, Marius	0:46,775	18 Rosso, Andrea	0:18,422	54 Lehtonen, Henri	0:14,385	22 Fritsch, Valentino	0:13,966
16 22 Fritsch, Valentino	0:46,784	10 O' dey, Levi	0:18,422	14 Tröger, Tim	0:14,413	10 O' dey, Levi	0:13,968
17 32 Dörr, Phil	0:46,862	13 Tauscher, Alexander	0:18,426	41 Skocdopole, Dan	0:14,425	31 Meyer Hansen, Mikkel	0:13,969
18 51 Pedersen, Nicolai	0:46,904	22 Fritsch, Valentino	0:18,435	51 Pedersen, Nicolai	0:14,430	88 Schmidli, Titus-Shanghai	0:13,980
19 14 Tröger, Tim	0:46,904	32 Dörr, Phil	0:18,461	88 Schmidli, Titus-Shanghai	0:14,436	16 Volz, Rico	0:13,982
20 54 Lehtonen, Henri	0:46,912	54 Lehtonen, Henri	0:18,476	16 Volz, Rico	0:14,445	45 Read, Tyler	0:13,989
21 16 Volz, Rico	0:46,994	9 Mendez, Juan Diego	0:18,476	45 Read, Tyler	0:14,449	14 Tröger, Tim	0:13,993
22 9 Mendez, Juan Diego	0:47,034	29 Skjellerup, Oliver	0:18,487	66 Zug, Marius	0:14,457	39 Thompson, Harry	0:14,026
23 31 Meyer Hansen, Mikkel	0:47,080	21 Anderrüti, Leandro	0:18,504	32 Dörr, Phil	0:14,460	12 Schulte, Maximilian	0:14,026
24 21 Anderrüti, Leandro	0:47,107	17 Füngeling, Luke	0:18,510	21 Anderrüti, Leandro	0:14,460	9 Mendez, Juan Diego	0:14,034
25 88 Schmidli, Titus-Shanghai	0:47,110	24 Pavlicek, Matěj	0:18,516	9 Mendez, Juan Diego	0:14,468	41 Skocdopole, Dan	0:14,034
26 41 Skocdopole, Dan	0:47,135	16 Volz, Rico	0:18,529	29 Skjellerup, Oliver	0:14,497	51 Pedersen, Nicolai	0:14,051
27 12 Schulte, Maximilian	0:47,199	31 Meyer Hansen, Mikkel	0:18,541	31 Meyer Hansen, Mikkel	0:14,502	23 Pros, František	0:14,052
28 24 Pavlicek, Matěj	0:47,219	12 Schulte, Maximilian	0:18,543	23 Pros, František	0:14,511	24 Pavlicek, Matěj	0:14,064
29 23 Pros, František	0:47,260	88 Schmidli, Titus-Shanghai	0:18,573	24 Pavlicek, Matěj	0:14,533	21 Anderrüti, Leandro	0:14,106
30 29 Skjellerup, Oliver	0:47,668	23 Pros, František	0:18,579	12 Schulte, Maximilian	0:14,542	29 Skjellerup, Oliver	0:14,426
31 20 Linty, Etienne		20 Linty, Etienne		20 Linty, Etienne		20 Linty, Etienne	

R 3 DKM (OK) Heat 1 B < > C

Die schnellsten Zeiten

Ort	Nr. Fahrername	Zeit	Streckl.	Ø Speed
Ziel	49 Van Berlo, Glenn	0:46,530	1200 m	92,8 km/h
Sektion 1	45 Reard, Tyler	0:18,315	531 m	104,4 km/h
Sektion 2	49 Van Berlo, Glenn	0:14,273	390 m	98,4 km/h
Sektion 3	42 Maloney, Zane	0:13,888	279 m	72,6 km/h

	Snr.42 Maloney,Zane BRB Ricky Flynn Motorsport		Snr.46 Nielsen,Nicklas DNK KSM Schumacher Racing Team		Snr.39 Thompson,Harry GBR Ricky Flynn Motorsport		Snr.36 Van Der Helm,Tijmen NLD KSM Schumacher Racing Team		Snr.15 Maisch,Luca DEU TB Racing Team											
	theoretisch mögliche Bestzeit	Ziel	theoretisch mögliche Bestzeit	Ziel	theoretisch mögliche Bestzeit	Ziel	theoretisch mögliche Bestzeit	Ziel	theoretisch mögliche Bestzeit	Ziel										
	Sektion 1	Sektion 2	Sektion 1	Sektion 2	Sektion 1	Sektion 2	Sektion 1	Sektion 2	Sektion 1	Sektion 2										
best	0:46,556	0:18,335	0:14,339	0:13,838	0:46,662	0:18,355	0:14,319	0:13,885	0:46,700	0:18,358	0:14,311	0:14,026	0:46,554	0:18,347	0:14,320	0:13,883	0:46,650	0:18,376	0:14,358	0:13,888
Runde 1	0:47,945	0:18,944	0:14,757	0:14,244	0:49,108	0:19,737	0:14,938	0:14,433	0:48,676	0:19,430	0:14,804	0:14,442	0:49,704	0:19,902	0:14,844	0:14,958	0:48,382	0:19,359	0:14,733	0:14,290
Runde 2	0:47,590	0:18,676	0:14,620	0:14,294	0:47,493	0:18,679	0:14,572	0:14,242	0:47,596	0:18,615	0:14,487	0:14,494	0:47,320	0:18,582	0:14,491	0:14,247	0:47,615	0:18,776	0:14,601	0:14,238
Runde 3	0:47,029	0:18,482	0:14,438	0:14,109	0:47,056	0:18,496	0:14,488	0:14,072	0:47,340	0:18,442	0:14,435	0:14,463	0:47,132	0:18,504	0:14,469	0:14,159	0:47,190	0:18,607	0:14,489	0:14,094
Runde 4	0:46,890	0:18,448	0:14,418	0:14,024	0:46,873	0:18,445	0:14,416	0:14,012	0:47,122	0:18,445	0:14,443	0:14,234	0:46,960	0:18,471	0:14,446	0:14,043	0:47,012	0:18,480	0:14,469	0:14,063
Runde 5	0:46,806	0:18,412	0:14,436	0:13,958	0:46,791	0:18,453	0:14,398	0:13,940	0:46,875	0:18,448	0:14,367	0:14,060	0:46,931	0:18,496	0:14,452	0:13,983	0:46,821	0:18,491	0:14,419	0:13,911
Runde 6	0:46,683	0:18,371	0:14,339	0:13,970	0:46,741	0:18,395	0:14,349	0:13,997	0:46,750	0:18,394	0:14,312	0:14,044	0:46,994	0:18,412	0:14,433	0:14,149	0:46,711	0:18,426	0:14,395	0:13,890
Runde 7	0:46,689	0:18,371	0:14,380	0:13,938	0:46,662	0:18,355	0:14,346	0:13,961	0:46,700	0:18,358	0:14,316	0:14,026	0:46,730	0:18,397	0:14,390	0:13,943	0:46,661	0:18,394	0:14,379	0:13,888
Runde 8	0:46,641	0:18,335	0:14,391	0:13,915	0:46,742	0:18,362	0:14,350	0:14,030	0:46,802	0:18,372	0:14,326	0:14,104	0:46,554	0:18,351	0:14,320	0:13,883	0:46,896	0:18,449	0:14,396	0:14,051
Runde 9	0:46,556	0:18,357	0:14,361	0:13,838	0:46,679	0:18,411	0:14,342	0:13,926	0:46,788	0:18,371	0:14,334	0:14,083	0:46,654	0:18,347	0:14,322	0:13,985	0:46,650	0:18,376	0:14,358	0:13,916
Runde 10	0:46,685	0:18,376	0:14,437	0:13,872	0:46,791	0:18,421	0:14,319	0:14,051	0:46,756	0:18,412	0:14,312	0:14,032	0:46,696	0:18,455	0:14,331	0:13,910	0:47,318	0:18,430	0:14,435	0:14,453
Runde 11	0:46,760	0:18,423	0:14,485	0:13,852	0:46,743	0:18,417	0:14,407	0:13,919	0:47,286	0:18,387	0:14,428	0:14,471	0:47,084	0:18,396	0:14,355	0:14,333	0:48,002	0:18,583	0:14,444	0:14,975
Runde 12	0:46,763	0:18,415	0:14,432	0:13,916	0:46,832	0:18,424	0:14,498	0:13,910	0:46,832	0:18,432	0:14,327	0:14,073	0:46,946	0:18,501	0:14,397	0:14,048	0:47,050	0:18,516	0:14,494	0:14,040
Runde 13	0:46,841	0:18,499	0:14,444	0:13,898	0:46,803	0:18,526	0:14,392	0:13,885	0:46,731	0:18,374	0:14,311	0:14,046	0:47,068	0:18,415	0:14,351	0:14,302	0:46,955	0:18,468	0:14,425	0:14,062

R 3 DKM (OK) Heat 1 B < > C

Die schnellsten Zeiten

Ort	Nr. Fahrername	Zeit	Streckenk.	Ø Speed
Ziel	49 Van Berlo, Glenn	0:46,530	1200 m	92,8 km/h
Sektion 1	45 Reed, Tyler	0:18,315	531 m	104,4 km/h
Sektion 2	49 Van Berlo, Glenn	0:14,273	390 m	98,4 km/h
Sektion 3	42 Maloney, Zane	0:13,888	279 m	72,6 km/h

	Smr.49 Van Berlo, Glenn NLD LENNOX RACING TEAM		Smr.13 Tauscher, Alexander DEU Lanari Racing Team		Smr.18 Rosso, Andrea ITA CRG Holland		Smr.10 O'dey, Levi DEU KSM Schumacher Racing Team		Smr.77 Tramitz, Tim DEU KSM Schumacher Racing Team							
	theoretisch mögliche Bestzeit	Ziel	theoretisch mögliche Bestzeit	Ziel	theoretisch mögliche Bestzeit	Ziel	theoretisch mögliche Bestzeit	Ziel	theoretisch mögliche Bestzeit	Ziel						
best	0:46,530	0:18,401	0:14,273	0:13,846	0:46,727	0:18,426	0:14,340	0:13,915	0:46,735	0:18,422	0:14,336	0:13,968	0:46,579	0:18,343	0:14,292	0:13,944
Runde 1	0:50,378	0:20,384	0:15,192	0:14,802	0:49,143	0:19,563	0:15,145	0:14,435	0:50,090	0:20,357	0:14,895	0:14,838	0:49,777	0:19,981	0:14,933	0:14,863
Runde 2	0:47,892	0:18,860	0:14,644	0:14,388	0:47,597	0:18,714	0:14,621	0:14,262	0:48,168	0:18,813	0:14,707	0:14,648	0:47,718	0:18,873	0:14,498	0:14,347
Runde 3	0:47,730	0:19,174	0:14,535	0:14,021	0:47,420	0:18,675	0:14,537	0:14,208	0:48,040	0:19,435	0:14,546	0:14,059	0:47,075	0:18,569	0:14,399	0:14,107
Runde 4	0:46,819	0:18,502	0:14,340	0:13,977	0:46,886	0:18,468	0:14,386	0:14,032	0:46,992	0:18,570	0:14,385	0:14,037	0:47,022	0:18,556	0:14,435	0:14,031
Runde 5	0:46,704	0:18,493	0:14,314	0:13,897	0:47,051	0:18,504	0:14,468	0:14,079	0:46,853	0:18,493	0:14,414	0:13,946	0:46,900	0:18,508	0:14,405	0:13,987
Runde 6	0:46,690	0:18,489	0:14,327	0:13,874	0:47,364	0:18,426	0:14,430	0:14,508	0:46,619	0:18,423	0:14,303	0:13,893	0:46,895	0:18,492	0:14,336	0:14,067
Runde 7	0:46,530	0:18,401	0:14,283	0:13,846	0:46,810	0:18,479	0:14,416	0:13,915	0:46,691	0:18,425	0:14,286	0:13,980	0:47,010	0:18,514	0:14,387	0:14,109
Runde 8	0:46,594	0:18,418	0:14,273	0:13,903	0:46,737	0:18,451	0:14,368	0:13,918	0:46,704	0:18,434	0:14,279	0:13,991	0:46,735	0:18,422	0:14,339	0:13,974
Runde 9	0:46,723	0:18,446	0:14,328	0:13,949	0:46,743	0:18,443	0:14,340	0:13,960	0:46,708	0:18,463	0:14,315	0:13,930	0:47,189	0:18,506	0:14,350	0:14,333
Runde 10	0:46,659	0:18,467	0:14,316	0:13,876	0:46,727	0:18,447	0:14,357	0:13,923	0:46,695	0:18,424	0:14,318	0:13,953	0:46,990	0:18,542	0:14,428	0:14,020
Runde 11	0:46,700	0:18,473	0:14,354	0:13,873	0:46,840	0:18,468	0:14,432	0:13,940	0:46,757	0:18,435	0:14,374	0:13,948	0:46,805	0:18,469	0:14,368	0:13,968
Runde 12	0:46,746	0:18,470	0:14,357	0:13,919	0:47,436	0:18,557	0:14,395	0:14,484	0:46,815	0:18,422	0:14,362	0:14,031	0:47,099	0:18,531	0:14,363	0:14,205
Runde 13	0:46,711	0:18,514	0:14,322	0:13,875	0:46,831	0:18,465	0:14,421	0:13,945	0:47,368	0:19,046	0:14,433	0:13,889	0:48,832	0:19,191	0:14,994	0:14,647

R 3 DKM (OK) Heat 1 B < > C
Die schnellsten Zeiten

Ort	Nr. Fahrername	Zeit	Streckenk.	Ø Speed
Ziel	49 Van Berlo, Glenn	0:46,530	1200 m	92,8 km/h
Sektion 1	45 Reed, Tyler	0:18,315	531 m	104,4 km/h
Sektion 2	49 Van Berlo, Glenn	0:14,273	390 m	98,4 km/h
Sektion 3	42 Maloney, Zane	0:13,888	279 m	72,6 km/h

	Strm.66 Zug, Marius DEU TB Racing Team		Strm.34 Saarijärvi, Frans-Emil FIN KOSKI MOTORSPORT		Strm.4 Arnold, Felix DEU KSM Schumacher Racing Team		Strm.22 Fritsch, Valentino DEU BIREL ART RACING KSW		Strm.54 Lehtonen, Henri FIN KOSKI MOTORSPORT											
	theoretisch mögliche Bestzeit	Ziel	theoretisch mögliche Bestzeit	Ziel	theoretisch mögliche Bestzeit	Ziel	theoretisch mögliche Bestzeit	Ziel	theoretisch mögliche Bestzeit	Ziel										
best	0:46,775	0:18,361	0:14,457	0:13,871	0:46,665	0:18,387	0:14,316	0:13,924	0:46,707	0:18,388	0:14,334	0:13,940	0:46,784	0:18,435	0:14,341	0:13,966	0:46,912	0:18,476	0:14,385	0:13,909
Runde 1	0:50,163	0:19,857	0:14,984	0:15,322	0:50,437	0:20,520	0:15,328	0:14,589	0:50,558	0:20,412	0:15,571	0:14,575	0:50,517	0:20,516	0:15,377	0:14,624	0:51,150	0:20,459	0:15,562	0:15,129
Runde 2	0:48,845	0:18,830	0:14,673	0:15,342	0:48,622	0:18,992	0:15,075	0:14,555	0:48,464	0:18,917	0:15,050	0:14,497	0:48,386	0:18,783	0:14,997	0:14,606	0:48,621	0:18,975	0:14,683	0:14,963
Runde 3	0:48,220	0:19,038	0:14,945	0:14,237	0:48,125	0:18,940	0:14,844	0:14,341	0:48,186	0:18,903	0:14,905	0:14,378	0:48,297	0:18,714	0:15,006	0:14,577	0:47,602	0:18,727	0:14,593	0:14,282
Runde 4	0:47,194	0:18,470	0:14,640	0:14,084	0:47,879	0:18,448	0:14,532	0:14,899	0:47,377	0:18,481	0:14,484	0:14,412	0:47,174	0:18,511	0:14,510	0:14,153	0:47,253	0:18,595	0:14,475	0:14,183
Runde 5	0:46,889	0:18,438	0:14,530	0:13,921	0:47,062	0:18,597	0:14,400	0:14,065	0:46,886	0:18,466	0:14,407	0:14,013	0:47,032	0:18,569	0:14,414	0:14,049	0:47,157	0:18,526	0:14,549	0:14,082
Runde 6	0:46,775	0:18,427	0:14,457	0:13,891	0:46,991	0:18,480	0:14,362	0:14,149	0:47,338	0:18,494	0:14,368	0:14,476	0:46,976	0:18,469	0:14,341	0:14,166	0:47,029	0:18,503	0:14,446	0:14,080
Runde 7	0:46,974	0:18,446	0:14,639	0:13,889	0:47,808	0:18,713	0:14,741	0:14,354	0:48,087	0:18,652	0:15,055	0:14,380	0:47,196	0:18,652	0:14,573	0:13,971	0:47,679	0:18,479	0:14,683	0:14,517
Runde 8	0:47,035	0:18,429	0:14,650	0:13,956	0:46,665	0:18,425	0:14,316	0:13,924	0:46,871	0:18,496	0:14,352	0:14,023	0:46,966	0:18,512	0:14,436	0:14,018	0:47,016	0:18,573	0:14,385	0:14,058
Runde 9	0:46,828	0:18,442	0:14,484	0:13,902	0:46,769	0:18,390	0:14,387	0:13,992	0:46,707	0:18,417	0:14,334	0:13,956	0:46,975	0:18,567	0:14,389	0:14,019	0:47,043	0:18,586	0:14,424	0:14,033
Runde 10	0:46,809	0:18,361	0:14,571	0:13,877	0:47,055	0:18,405	0:14,460	0:14,190	0:47,006	0:18,408	0:14,386	0:14,212	0:47,534	0:18,495	0:14,473	0:14,566	0:46,912	0:18,519	0:14,419	0:13,974
Runde 11	0:47,040	0:18,530	0:14,639	0:13,871	0:46,770	0:18,388	0:14,405	0:13,977	0:46,841	0:18,542	0:14,359	0:13,940	0:47,238	0:18,749	0:14,451	0:14,038	0:47,011	0:18,476	0:14,564	0:13,971
Runde 12	0:47,076	0:18,471	0:14,634	0:13,921	0:46,841	0:18,434	0:14,422	0:13,985	0:46,809	0:18,458	0:14,380	0:13,971	0:46,853	0:18,452	0:14,414	0:13,987	0:46,919	0:18,573	0:14,437	0:13,909
Runde 13	0:47,082	0:18,507	0:14,614	0:13,961	0:46,981	0:18,387	0:14,404	0:14,190	0:46,960	0:18,388	0:14,391	0:14,181	0:46,784	0:18,435	0:14,383	0:13,966	0:47,029	0:18,498	0:14,419	0:14,112

R 3 DKM (OK) Heat 1 B < > C

Die schnellsten Zeiten

Ort	Nr. Fahrername	Zeit	Streckl.	Ø Speed
Ziel	49 Van Berlo, Glenn	0:46,530	1200 m	92,8 km/h
Sektion 1	45 Read, Tyler	0:18,315	531 m	104,4 km/h
Sektion 2	49 Van Berlo, Glenn	0:14,273	390 m	98,4 km/h
Sektion 3	42 Maloney, Zane	0:13,888	279 m	72,6 km/h

	Smr.16 Volz, Rico DEU RS-Motorsport			Smr.32 Dörr, Phil DEU TB Racing Team			Smr.88 Schmidli, Titus-Shanghai CHE S.R.T. Motorsport			Smr.45 Read, Tyler GBR Ricky Flynn Motorsport			Smr.51 Pedersen, Nicolai DNK Brian Pedersen					
	theoretisch mögliche Bestzeit	Ziel	Sektion 3	theoretisch mögliche Bestzeit	Ziel	Sektion 3	theoretisch mögliche Bestzeit	Ziel	Sektion 3	theoretisch mögliche Bestzeit	Ziel	Sektion 3	theoretisch mögliche Bestzeit	Ziel	Sektion 3			
best	0:46,994	0:18,529	0:14,445	0:14,445	0:13,982	0:13,982	0:46,862	0:18,461	0:14,460	0:13,841	0:46,862	0:18,461	0:14,460	0:13,841	0:46,904	0:18,381	0:14,430	0:14,051
Runde 1	0:50,913	0:20,529	0:15,516	0:14,868	0:14,868	0:14,868	0:51,434	0:20,633	0:15,664	0:15,137	0:47,110	0:18,573	0:14,436	0:13,980	0:52,009	0:20,644	0:15,986	0:15,379
Runde 2	0:49,180	0:19,314	0:15,045	0:14,821	0:14,821	0:14,821	0:48,486	0:19,258	0:15,007	0:14,221	0:49,563	0:19,725	0:15,157	0:14,681	0:49,085	0:19,015	0:14,991	0:15,079
Runde 3	0:47,835	0:19,080	0:14,606	0:14,149	0:14,149	0:14,149	0:48,257	0:19,004	0:14,865	0:14,388	0:47,808	0:18,734	0:14,692	0:14,382	0:49,106	0:19,250	0:14,886	0:14,970
Runde 4	0:47,268	0:18,683	0:14,491	0:14,094	0:14,094	0:14,094	0:48,351	0:19,111	0:15,245	0:13,995	0:47,888	0:18,877	0:14,845	0:14,166	0:47,317	0:18,557	0:14,576	0:14,184
Runde 5	0:47,153	0:18,645	0:14,526	0:13,982	0:13,982	0:13,982	0:47,369	0:18,592	0:14,699	0:14,078	0:47,372	0:18,752	0:14,582	0:14,038	0:47,148	0:18,442	0:14,481	0:14,225
Runde 6	0:47,164	0:18,589	0:14,505	0:14,070	0:14,070	0:14,070	0:47,161	0:18,549	0:14,696	0:13,916	0:47,188	0:18,708	0:14,469	0:14,011	0:47,702	0:18,889	0:14,494	0:14,319
Runde 7	0:47,343	0:18,544	0:14,607	0:14,192	0:14,192	0:14,192	0:46,914	0:18,480	0:14,593	0:13,841	0:47,456	0:18,573	0:14,865	0:14,018	0:46,904	0:18,423	0:14,430	0:14,051
Runde 8	0:47,200	0:18,640	0:14,527	0:14,033	0:14,033	0:14,033	0:46,912	0:18,522	0:14,513	0:13,877	0:47,110	0:18,592	0:14,436	0:14,082	0:47,021	0:18,457	0:14,491	0:14,073
Runde 9	0:47,036	0:18,586	0:14,445	0:14,005	0:14,005	0:14,005	0:47,375	0:18,890	0:14,605	0:13,880	0:48,091	0:19,015	0:14,576	0:14,500	0:47,759	0:18,381	0:14,581	0:14,797
Runde 10	0:47,064	0:18,529	0:14,518	0:14,017	0:14,017	0:14,017	0:46,929	0:18,583	0:14,482	0:13,864	0:47,592	0:18,658	0:14,561	0:14,373	0:47,525	0:18,749	0:14,639	0:14,137
Runde 11	0:47,000	0:18,540	0:14,465	0:13,995	0:13,995	0:13,995	0:46,862	0:18,478	0:14,505	0:13,879	0:47,280	0:18,667	0:14,509	0:14,104	0:47,705	0:18,641	0:14,557	0:14,507
Runde 12	0:47,021	0:18,530	0:14,509	0:13,982	0:13,982	0:13,982	0:46,885	0:18,461	0:14,460	0:13,964	0:47,136	0:18,642	0:14,441	0:14,053	0:47,177	0:18,565	0:14,471	0:14,141
Runde 13	0:46,994	0:18,537	0:14,459	0:13,998	0:13,998	0:13,998	0:46,947	0:18,592	0:14,495	0:13,860	0:47,146	0:18,612	0:14,554	0:13,980	0:47,178	0:18,451	0:14,510	0:14,217

GERMAN KARTING CHAMPIONSHIPS 2018

13-15 / 04 / 2018

DMSB RegNr 88-2018

R 3 DKM (DK) Heat 1 B < > C

Die schnellsten Zeiten

Ort	Nr. Fahrername	Zeit	Streckenl.	Ø Speed
Ziel	49 Van Berlo, Glenn	0:46,530	1200 m	92,8 km/h
Sektion 1	45 Reard, Tyler	0:18,315	531 m	104,4 km/h
Sektion 2	49 Van Berlo, Glenn	0:14,273	390 m	98,4 km/h
Sektion 3	42 Maloney, Zane	0:13,888	279 m	72,6 km/h

Runde	Smr.21 Anderrüti, Leandro CHE S.R.T. Motorsport			Smr.23 Pros, Franřšek CZE PRAGA VMS RACING			Smr.31 Meyer Hansen, Mikkel DNK Racing Motor DK			Smr.17 Füngeling, Luise DEU Valier Motorsport			Smr.12 Schulte, Maximilian DEU Solgat Motorsport		
	theoretisch mögliche Bestzeit	Ziel	Sektion 3	theoretisch mögliche Bestzeit	Ziel	Sektion 3	theoretisch mögliche Bestzeit	Ziel	Sektion 3	theoretisch mögliche Bestzeit	Ziel	Sektion 3	theoretisch mögliche Bestzeit	Ziel	Sektion 3
best	0:47,107	0:18,504	0:14,460	0:47,260	0:18,579	0:14,511	0:47,080	0:18,541	0:14,502	0:46,759	0:18,510	0:14,357	0:47,199	0:18,543	0:14,542
Runde 1	0:51,254	0:20,608	0:15,601	0:51,392	0:20,833	0:15,385	0:51,704	0:20,626	0:16,172	0:54,867	0:23,748	0:15,906	0:51,825	0:20,167	0:16,372
Runde 2	0:49,774	0:19,158	0:15,293	0:48,630	0:19,544	0:14,750	0:49,056	0:18,975	0:15,395	0:49,134	0:19,517	0:15,072	0:49,225	0:18,953	0:15,426
Runde 3	0:48,148	0:19,108	0:14,725	0:48,040	0:19,015	0:14,695	0:48,501	0:19,206	0:14,925	0:48,250	0:18,928	0:14,900	0:48,920	0:19,187	0:14,889
Runde 4	0:47,481	0:18,602	0:14,695	0:47,476	0:18,732	0:14,559	0:47,311	0:18,719	0:14,502	0:47,866	0:18,866	0:14,684	0:47,944	0:18,848	0:14,711
Runde 5	0:47,421	0:18,565	0:14,566	0:47,358	0:18,733	0:14,511	0:47,399	0:18,604	0:14,586	0:48,120	0:18,849	0:15,232	0:48,474	0:18,779	0:15,496
Runde 6	0:47,415	0:18,730	0:14,523	0:47,538	0:18,579	0:14,793	0:49,237	0:20,085	0:15,115	0:47,367	0:18,801	0:14,598	0:47,289	0:18,682	0:14,542
Runde 7	0:47,107	0:18,541	0:14,460	0:47,260	0:18,613	0:14,566	0:47,133	0:18,594	0:14,545	0:47,201	0:18,694	0:14,508	0:47,199	0:18,543	0:14,552
Runde 8	0:47,132	0:18,523	0:14,466	0:47,424	0:18,691	0:14,631	0:47,163	0:18,541	0:14,507	0:47,242	0:18,560	0:14,511	0:47,716	0:18,661	0:14,548
Runde 9	0:47,985	0:18,567	0:14,596	0:48,382	0:18,827	0:15,286	0:47,950	0:18,973	0:14,649	0:47,069	0:18,595	0:14,424	0:47,413	0:18,750	0:14,546
Runde 10	0:47,233	0:18,504	0:14,554	0:47,979	0:18,659	0:14,642	0:47,346	0:18,757	0:14,582	0:48,026	0:18,767	0:15,157	0:48,085	0:18,568	0:15,319
Runde 11	0:48,193	0:18,727	0:14,556	0:48,505	0:19,617	0:14,666	0:47,272	0:18,614	0:14,588	0:47,362	0:18,665	0:14,668	0:47,289	0:18,575	0:14,569
Runde 12	0:47,585	0:18,940	0:14,577	0:47,661	0:18,874	0:14,642	0:47,134	0:18,644	0:14,521	0:46,890	0:18,596	0:14,419	0:47,602	0:18,785	0:14,547
Runde 13	0:47,344	0:18,532	0:14,542	0:47,413	0:18,780	0:14,581	0:47,080	0:18,566	0:14,503	0:46,759	0:18,510	0:14,357	0:47,593	0:18,938	0:14,629

R 3 DKM (OK) Heat 1 B < > C

Die schnellsten Zeiten				
Ort	Nr. Fahrername	Zeit	Streckl.	Ø Speed
Ziel	49 Van Berlo, Glenn	0:46,530	1200 m	92,8 km/h
Sektion 1	45 Reed, Tyler	0:18,315	531 m	104,4 km/h
Sektion 2	49 Van Berlo, Glenn	0:14,273	390 m	98,4 km/h
Sektion 3	42 Maloney, Zane	0:13,888	279 m	72,6 km/h

	Smr.24 Pavlicek, Marij CZE PRAGA VMS RACING			Smr.9 Mendez, Juan Diego PAN EMILIA KART SRL			Smr.41 Skocdopole, Dan CZE Ricky Flynn Motorsport			Smr.29 Skjellerup, Oliver DNK Robert Schlunssen			Smr.14 Tröger, Tim DEU March1 Motorsport							
	theoretisch mögliche Bestzeit	Ziel	Sektion 3	theoretisch mögliche Bestzeit	Ziel	Sektion 3	theoretisch mögliche Bestzeit	Ziel	Sektion 3	theoretisch mögliche Bestzeit	Ziel	Sektion 3	theoretisch mögliche Bestzeit	Ziel	Sektion 3					
best	0:47,219	0:18,516	0:14,533	0:14,064	0:47,034	0:18,476	0:14,468	0:14,034	0:47,135	0:18,421	0:14,425	0:14,034	0:47,668	0:18,487	0:14,497	0:14,426	0:46,904	0:18,383	0:14,413	0:13,993
Runde 1	0:52,172	0:20,880	0:16,111	0:15,181	0:53,385	0:21,338	0:16,402	0:15,645	0:52,822	0:21,606	0:15,769	0:15,447	0:51,514	0:20,494	0:15,399	0:15,621	1:12,183	0:42,839	0:14,835	0:14,509
Runde 2	0:49,380	0:19,226	0:15,423	0:14,731	0:49,325	0:18,960	0:15,456	0:14,909	0:51,274	0:19,329	0:15,621	0:16,324	0:49,038	0:18,857	0:14,693	0:15,488	0:47,664	0:18,702	0:14,619	0:14,343
Runde 3	0:49,111	0:19,109	0:14,902	0:15,100	0:48,728	0:19,211	0:14,891	0:14,626	0:48,316	0:19,019	0:14,865	0:14,432	0:48,720	0:19,166	0:14,657	0:14,897	0:47,159	0:18,516	0:14,480	0:14,163
Runde 4	0:47,929	0:18,717	0:14,687	0:14,525	0:48,316	0:18,943	0:14,822	0:14,551	0:48,176	0:19,078	0:14,747	0:14,351	0:47,922	0:18,811	0:14,588	0:14,523	0:46,985	0:18,530	0:14,462	0:13,993
Runde 5	0:48,110	0:18,841	0:15,205	0:14,064	0:48,859	0:18,694	0:15,923	0:14,242	0:49,037	0:18,541	0:16,041	0:14,455	0:48,193	0:18,561	0:14,539	0:15,093	0:46,931	0:18,461	0:14,413	0:14,057
Runde 6	0:47,409	0:18,541	0:14,666	0:14,202	0:47,267	0:18,586	0:14,647	0:14,034	0:47,330	0:18,583	0:14,713	0:14,034	0:48,331	0:18,958	0:14,508	0:14,865	0:47,047	0:18,463	0:14,495	0:14,089
Runde 7	0:47,219	0:18,516	0:14,537	0:14,166	0:47,281	0:18,583	0:14,536	0:14,162	0:47,273	0:18,540	0:14,623	0:14,110	0:47,720	0:18,706	0:14,588	0:14,426	0:46,957	0:18,462	0:14,416	0:14,079
Runde 8	0:47,470	0:18,610	0:14,657	0:14,203	0:47,034	0:18,476	0:14,468	0:14,090	0:47,135	0:18,644	0:14,425	0:14,066	0:47,910	0:18,504	0:14,649	0:14,757	0:46,904	0:18,477	0:14,434	0:13,993
Runde 9	0:47,382	0:18,586	0:14,546	0:14,250	0:47,456	0:18,716	0:14,602	0:14,138	0:47,307	0:18,620	0:14,625	0:14,062	0:47,822	0:18,555	0:14,497	0:14,770	0:46,919	0:18,406	0:14,451	0:14,062
Runde 10	0:48,056	0:18,763	0:15,006	0:14,287	0:48,012	0:18,551	0:15,307	0:14,154	0:48,025	0:18,653	0:15,216	0:14,156	0:49,797	0:18,811	0:15,639	0:15,347	0:46,931	0:18,383	0:14,440	0:14,108
Runde 11	0:47,850	0:18,651	0:14,546	0:14,653	0:47,800	0:18,583	0:14,680	0:14,537	0:47,480	0:18,567	0:14,664	0:14,249	0:47,955	0:18,723	0:14,705	0:14,527				
Runde 12	0:47,770	0:18,624	0:14,533	0:14,613	0:47,164	0:18,531	0:14,516	0:14,117	0:47,262	0:18,421	0:14,611	0:14,230	0:48,090	0:18,640	0:14,648	0:14,802				
Runde 13	0:47,942	0:18,996	0:14,733	0:14,213	0:47,949	0:18,973	0:14,772	0:14,204	0:48,153	0:19,497	0:14,537	0:14,119	0:47,668	0:18,487	0:14,602	0:14,579				



R 3 DKM (OK) Heat 1 B < > C

Die schnellsten Zeiten				
Ort	Nr. Fahrername	Zeit	Streckenl.	Ø Speed
Ziel	49 Van Berlo, Glenn	0:46,530	1200 m	92,8 km/h
Sektion 1	45 Read, Tyler	0:18,315	531 m	104,4 km/h
Sektion 2	49 Van Berlo, Glenn	0:14,273	390 m	98,4 km/h
Sektion 3	42 Maloney, Zane	0:13,888	279 m	72,6 km/h

Smr.20 Limy, Etienne
ITA

EMILIA KART SRL

theoretisch mögliche Bestzeit: 0:00,000

Ziel Sektion 1 Sektion 2 Sektion 3

Ziel

Sektion 1

Sektion 2

Sektion 3

Ziel

Sektion 1

Sektion 2

Sektion 3

Ziel

Sektion 1

Sektion 2

Sektion 3

Ziel

Sektion 1

Sektion 2

Sektion 3

best

Runde 1

Runde 2



Groups DKM (DK)

Group A

Pos.	Stnr No.	Fahrer / Driver	Nation	Bewerber / Sponsor	Nation
1	86	Sasse, Hugo	DEU	TB Racing Team	DEU
4	57	Coluccio, Luigi	ITA	BIREL ART RACING KSW	AUT
7	38	Buus, Bastian	DNK	RS Competition	DNK
10	30	Haverkort, Kas	NLD	Zanardi racing team	NLD
13	19	Tröger, Niels	DEU	RTG Kartsport	DEU
16	8	Liwinski, David	NLD	Mach1 Motorsport	DEU
19	7	Enders, Paul	DEU	RTG Kartsport	DEU
22	33	Kortelainen, Rasmus	FIN	KOSKI MOTORSPORT	FIN
25	44	Muth, Lukas	CHE	KSB RACING TEAM	AUT
28	56	Cuman, Nicolo	ITA	Ronni Leopoldo Cuman	ITA
31	40	Fusen, Jan David	DEU	Solgat Motorsport	DEU
34	25	Hansen, Mads E	DNK	TK Racing	DNK
37	11	Ferati, Jasin	CHE	KSM Schumacher Racing Team	DEU
40	27	Born, Miklas	CHE	Innovative Competition	CHE
43	52	Di Primo, Livio	CHE	Solgat Motorsport	DEU
46	55	Qufaj, David	DEU	KSB RACING TEAM	AUT

Group B

Pos.	Stnr No.	Fahrer / Driver	Nation	Bewerber / Sponsor	Nation
2	42	Maloney, Zane	GBR	Ricky Flynn Motorsport	GBR
5	15	Maisch, Luca	DEU	TB Racing Team	DEU
8	39	Thompson, Harry	GBR	Ricky Flynn Motorsport	GBR
11	66	Zug, Marius	DEU	TB Racing Team	DEU
14	36	Van Der Helm, Tijmen	NLD	KSM Schumacher Racing Team	DEU
17	49	Van Berlo, Glenn	NLD	LENNOX RACING TEAM	ITA
20	41	Skocopole, Dan	CZE	Ricky Flynn Motorsport	GBR
23	29	Skjellerup, Oliver	DNK	Robert Schlussen	DNK
26	22	Fritsch, Valentino	DEU	BIREL ART RACING KSW	AUT
29	16	Valz, Rico	DEU	RS-Motorsport	DEU
32	9	Mendez, Juan Diego	PAN	EMILIA KART SRL	ITA
35	23	Pros, Frantisek	CZE	PRAGA VMS RACING	CZE
38	32	Dörr, Phil	DEU	TB Racing Team	DEU
41	24	Pavlicek, Matěj	CZE	PRAGA VMS RACING	CZE
44	31	Meyer Hansen, Mikkel	DNK	Racing Motor DK	DNK
47	12	Schulze, Maximilian	DEU	Solgat Motorsport	DEU

Group C

Pos.	Stnr No.	Fahrer / Driver	Nation	Bewerber / Sponsor	Nation
3	46	Nielsen, Nicklas	DNK	KSM Schumacher Racing Team	DEU
6	13	Tauscher, Alexander	DEU	Lanari Racing Team	DEU
9	77	Tramnitz, Tim	DEU	KSM Schumacher Racing Team	DEU
12	10	O'dey, Levi	DEU	KSM Schumacher Racing Team	DEU
15	18	Rosso, Andrea	ITA	CRG Holland	CAN
18	34	Saarijärvi, Frans-Emil	FIN	KOSKI MOTORSPORT	FIN
21	4	Arnold, Felix	DEU	KSM Schumacher Racing Team	DEU
24	17	Füngeling, Luke	DEU	Vailer Motorsport	DEU
27	20	Liny, Etienne	ITA	EMILIA KART SRL	ITA
30	14	Tröger, Tim	DEU	Mach1 Motorsport	DEU
33	54	Lehtonen, Henri	FIN	KOSKI MOTORSPORT	FIN
36	88	Schmidli, Titus-Shanghai	CHE	S.R.T. Motorsport	CHE
39	51	Pedersen, Nicolai	DNK	Brian Pedersen	DNK
42	21	Anderrüti, Leandro	CHE	S.R.T. Motorsport	CHE
45	45	Read, Tyler	GBR	Ricky Flynn Motorsport	GBR

Rennleitung: Kai Medelfind Racedirektor: Thomas Laine
 Sportkommissare: Th. Ferrero / U. Bell / H. Seidel / P. Acerbi
 Techn. Kommissare: H.-J. / M. Grasshoff / C. Schmidt / D. Pietzko / M. Somera / A. Marzanti
 Zeitnahme: KART-DATA timing service Franz Schliesler / Martin Summere



16	12	Solgat Motorsport Schulte Maximilian Startposition 32	16	55	KSB RACING TEAM Qufaj David Startposition 31
15	31	Racing Motor DK Meyer Hansen Mikkel Startposition 30	15	52	Solgat Motorsport Di Prima Livio Startposition 29
14	24	PRAGA VMS RACING Pavlíček Matěj Startposition 28	14	27	Innovative Competition Born Miklas Startposition 27
13	32	TB Racing Team Dörr Phil Startposition 26	13	11	KSM Schumacher Racing Team Ferati Jasin Startposition 25
12	23	PRAGA VMS RACING Pros Frantisek Startposition 24	12	25	TK Racing Hansen Mads E Startposition 23
11	9	EMILIA KART SRL Mendez Juan Diego Startposition 22	11	40	Solgat Motorsport Fusen Jan David Startposition 21
10	16	RS-Motorsport Volz Rico Startposition 20	10	56	Ronni Leopoldo Cuman Cuman Nicolo Startposition 19
9	22	BIREL ART RACING KSW Fritsch Valentino Startposition 18	9	44	KSB RACING TEAM Muth Lukas Startposition 17
8	29	Robert Schlunssen Skjellerup Oliver Startposition 16	8	33	KOSKI MOTORSPORT Kortelainen Rasmus Startposition 15
7	41	Ricky Flynn Motorsport Skocdopole Dan Startposition 14	7	7	RTG Kartsport Enders Paul Startposition 13
6	49	LENNOX RACING TEAM Van Berlo Glenn Startposition 12	6	8	Mach1 Motorsport Liwinski David Startposition 11
5	36	KSM Schumacher Racing Team Van Der Helm Tijmen Startposition 10	5	19	RTG Kartsport Tröger Niels Startposition 9
4	66	TB Racing Team Zug Marius Startposition 8	4	30	Zanardi racing team Haverkort Kas Startposition 7
3	39	Ricky Flynn Motorsport Thompson Harry Startposition 6	3	38	RS Competition Buus Bastian Startposition 5
2	15	TB Racing Team Maisch Luca Startposition 4	2	57	BIREL ART RACING KSW Coluccio Luigi Startposition 3
1	42	Ricky Flynn Motorsport Maloney Zane Startposition 2	1	86	TB Racing Team Sasse Hugo Startposition 1



Starting Grid Group A - B DKM (OK)

Rennen 11



15	45	Ricky Flynn Motorsport Read Tyler Startposition 30	16	55	KSB RACING TEAM Qufaj David Startposition 31
14	21	S.R.T. Motorsport Anderrüti Leandro Startposition 28	15	52	Solgat Motorsport Di Prima Livio Startposition 29
13	51	Brian Pedersen Pedersen Nicolai Startposition 26	14	27	Innovative Competition Born Miklas Startposition 27
12	88	S.R.T. Motorsport Schmidli Titus-Shanghai Startposition 24	13	11	KSM Schumacher Racing Team Ferati Jasin Startposition 25
11	54	KOSKI MOTORSPORT Lehtonen Henri Startposition 22	12	25	TK Racing Hansen Mads E Startposition 23
10	14	Mach1 Motorsport Tröger Tim Startposition 20	11	40	Solgat Motorsport Fusen Jan David Startposition 21
9	20	EMILIA KART SRL Linty Etienne Startposition 18	10	56	Ronni Leopoldo Cuman Cuman Nicolo Startposition 19
8	17	Valier Motorsport Füngeling Luke Startposition 16	9	44	KSB RACING TEAM Muth Lukas Startposition 17
7	4	KSM Schumacher Racing Team Arnold Felix Startposition 14	8	33	KOSKI MOTORSPORT Kortelainen Rasmus Startposition 15
6	34	KOSKI MOTORSPORT Saarijärvi Frans-Emil Startposition 12	7	7	RTG Kartsport Enders Paul Startposition 13
5	18	CRG Holland Rosso Andrea Startposition 10	6	8	Mach1 Motorsport Liwinski David Startposition 11
4	10	KSM Schumacher Racing Team O'dey Levi Startposition 8	5	19	RTG Kartsport Tröger Niels Startposition 9
3	77	KSM Schumacher Racing Team Tramnitz Tim Startposition 6	4	30	Zanardi racing team Haverkort Kas Startposition 7
2	13	Lanari Racing Team Tauscher Alexander Startposition 4	3	38	RS Competition Buus Bastian Startposition 5
1	46	KSM Schumacher Racing Team Nielsen Nicklas Startposition 2	2	57	BIREL ART RACING KSW Coluccio Luigi Startposition 3
			1	86	TB Racing Team Sasse Hugo Startposition 1



Starting Grid Group A - C DKM (OK)

Rennen 7



15	45	Ricky Flynn Motorsport Read Tyler Startposition 30	16	12	Solgat Motorsport Schulte Maximilian Startposition 31
14	21	S.R.T. Motorsport Anderrüti Leandro Startposition 28	15	31	Racing Motor DK Meyer Hansen Mikkel Startposition 29
13	51	Brian Pedersen Pedersen Nicolai Startposition 26	14	24	PRAGA VMS RACING Pavlíček Matěj Startposition 27
12	88	S.R.T. Motorsport Schmidli Titus-Shanghai Startposition 24	13	32	TB Racing Team Dörr Phil Startposition 25
11	54	KOSKI MOTORSPORT Lehtonen Henri Startposition 22	12	23	PRAGA VMS RACING Pros Frantisek Startposition 23
10	14	Mach1 Motorsport Tröger Tim Startposition 20	11	9	EMILIA KART SRL Mendez Juan Diego Startposition 21
9	20	EMILIA KART SRL Linty Etienne Startposition 18	10	16	RS-Motorsport Volz Rico Startposition 19
8	17	Valier Motorsport Füngeling Luke Startposition 16	9	22	BIREL ART RACING KSW Fritsch Valentino Startposition 17
7	4	KSM Schumacher Racing Team Arnold Felix Startposition 14	8	29	Robert Schlunssen Skjellerup Oliver Startposition 15
6	34	KOSKI MOTORSPORT Saarijärvi Frans-Emil Startposition 12	7	41	Ricky Flynn Motorsport Skordopole Dan Startposition 13
5	18	CRG Holland Rosso Andrea Startposition 10	6	49	LENNOX RACING TEAM Van Berlo Glenn Startposition 11
4	10	KSM Schumacher Racing Team O'dey Levi Startposition 8	5	36	KSM Schumacher Racing Team Van Der Helm Tijmen Startposition 9
3	77	KSM Schumacher Racing Team Tramnitz Tim Startposition 6	4	66	TB Racing Team Zug Marius Startposition 7
2	13	Lanari Racing Team Tauscher Alexander Startposition 4	3	39	Ricky Flynn Motorsport Thompson Harry Startposition 5
1	46	KSM Schumacher Racing Team Nielsen Nicklas Startposition 2	2	15	TB Racing Team Maisch Luca Startposition 3
			1	42	Ricky Flynn Motorsport Maloney Zane Startposition 1



Starting Grid Group B - C DKM (OK)

Rennen 3

NEU - 1 - NEW

DMSB RegNr 08-2018

Ranking Qualifying Practice DKM (DK)

Strecke / track: 1200m

started: 47 classified: 47 not classified: 0

Doc. 6.1

Pos	Str. Nr.	Fahrer Driver	Nation	Bewerber/Sponsor	Nation	Lizenz / B-Lizenz	Chassis/Motor/Reifen	Rn. Laps	schnelste Zeit fastest Lap	Abstand Gap	Laut Heat	Rn. Lp	Zeit Time
1	86	Sasse, Hugo	DEU	TB Racing Team	DEU	IKCR 1147248 KBF 1116906	Kart Republic / Iame / Vega	5	0:46,051		2	5	0:46,051
2	42	Maloney, Zane	GBR	Ricky Flynn Motorsport	GBR	162392 31727	FA Kart / Vortex / Vega	6	0:46,134	0:00,083	1	6	0:46,134
3	46	Nielsen, Nicklas	DNK	KSM Schumacher Racing Team	DEU	KBF1067587 344161	Tony Kart / Vortex / Vega	6	0:46,178	0:00,044	2	6	0:46,178
4	57	Coluccio, Luigi	ITA	BIREL ART RACING KSW	AUT	BK102	BirelART / Tm Racing / Vega	6	0:46,230	0:00,052	2	6	0:46,230
5	15	Maisch, Luca	DEU	TB Racing Team	DEU	IKC 1154306 KBF 1116906	Kart Republic / Iame / Vega	6	0:46,239	0:00,009	2	6	0:46,239
6	13	Tauscher, Alexander	DEU	Lanari Racing Team	DEU	IKC 1162751 KBF 1159049	Kart Republic / Iame / Vega	6	0:46,287	0:00,048	1	6	0:46,287
7	38	Buus, Bastian	DNK	RS Competition	DNK	59991 36053	Tony Kart / Vortex / Vega	6	0:46,296	0:00,009	1	6	0:46,296
8	39	Thompson, Harry	GBR	Ricky Flynn Motorsport	GBR	265302 162392	FA Kart / Vortex / Vega	6	0:46,297	0:00,001	1	6	0:46,297
9	77	Tramnitz, Tim	DEU	KSM Schumacher Racing Team	DEU	IKCR 1161254 KBF 1067587	Tony Kart / Vortex / Vega	6	0:46,323	0:00,026	1	6	0:46,323
10	30	Haverkort, Kas	NLD	Zonardi racing team	NLD	36154 28613	CRG / TM / Vega	6	0:46,350	0:00,027	1	6	0:46,350
11	66	Zug, Marius	DEU	TB Racing Team	DEU	IKC 1153913 KBF 1116906	Kart Republic / Parilla / Vega	6	0:46,360	0:00,010	1	6	0:46,360
12	10	O'dey, Levi	DEU	KSM Schumacher Racing Team	DEU	IKCR 1164886 KBF 1067587	Tony Kart / Vortex / Vega	6	0:46,379	0:00,019	2	6	0:46,379
13	19	Tröger, Niels	DEU	RTG Kartsport	DEU	IKC 1139697 KBF 1166823	CRG / Iame / Vega	6	0:46,380	0:00,001	2	6	0:46,380
14	36	Van Der Helm, Tijmen	NLD	KSM Schumacher Racing Team	DEU	35964 KBF1067587	Tony Kart / Vortex / Vega	6	0:46,393	0:00,013	1	6	0:46,393
15	18	Rosso, Andrea	ITA	CRG Holland	NLD	344925 15521	CRG / TM / Vega	6	0:46,393	-	1	6	0:46,393
16	8	Liwinski, David	NLD	Mach1 Motorsport	DEU	35786 KBF 1005514	Mach1 / Parilla Iame OK / Vega	6	0:46,394	0:00,001	2	6	0:46,394
17	49	Van Berlo, Glenn	NLD	LENNOX RACING TEAM	ITA	36847 322955	Exprit / Vortex / Vega	6	0:46,418	0:00,024	1	6	0:46,418
18	34	Saarijärvi, Frans-Emil	FIN	KOSKI MOTORSPORT	FIN	3476557 50054310	Tony Kart / Vortex / Vega	6	0:46,435	0:00,017	1	6	0:46,435
19	7	Enders, Paul	DEU	RTG Kartsport	DEU	IKCR 1141749 KBF 1166823	CRG / Iame / Vega	6	0:46,448	0:00,013	2	6	0:46,448
20	41	Skocdopole, Dan	CZE	Ricky Flynn Motorsport	GBR	919 162392	FA Alonso / Vortex / Vega	6	0:46,457	0:00,009	2	6	0:46,457
21	4	Arnold, Felix	DEU	KSM Schumacher Racing Team	DEU	IKA 1138542 KBF 1067587	Tony Kart / Vortex / Vega	6	0:46,466	0:00,009	1	6	0:46,466
22	33	Kortelainen, Rasmus	FIN	KOSKI MOTORSPORT	FIN	34745739 50054310	Tony Kart / Vortex / Vega	6	0:46,510	0:00,044	2	6	0:46,510
23	29	Skjellerup, Oliver	DNK	Robert Schlussen	DNK	58044 36053	Tony Kart / Vortex / Vega	6	0:46,528	0:00,018	1	6	0:46,528
24	17	Füngeling, Luke	DEU	Valier Motorsport	DEU	IKC 1136804 KBF 1063735	SODI / Iame / Vega	7	0:46,537	0:00,009	2	7	0:46,537
25	44	Muth, Lukas	CHE	KSB RACING TEAM	AUT	502233 BK 002	Kosmic / Vortex / Vega	6	0:46,576	0:00,039	1	6	0:46,576
26	22	Fritsch, Valentino	DEU	BIREL ART RACING KSW	AUT	IKB 1173038 BK 102	BirelART / TM / Vega	6	0:46,599	0:00,023	2	6	0:46,599
27	20	Linty, Etienne	ITA	EMILIA KART SRL	ITA	337697 295453	BirelART / Iame / Vega	6	0:46,606	0:00,007	1	6	0:46,606
28	56	Cuman, Nicolo	ITA	Ronni Leopoldo Cuman	ITA	343623 343622	TONY KART / VORTEX / Vega	8	0:46,607	0:00,001	1	8	0:46,607
29	16	Volz, Rico	DEU	RS-Motorsport	DEU	IKC 1154071 KBF 1104126	CRG / Iame / Vega	7	0:46,678	0:00,071	2	7	0:46,678
30	14	Tröger, Tim	DEU	Mach1 Motorsport	DEU	IKC 1132554 KBF 1005514	Mach1 / Iame / Vega	6	0:46,679	0:00,001	1	6	0:46,679
31	40	Fusen, Jan David	DEU	Solgat Motorsport	DEU	IKC 1137577 KBF 1079882	BirelArt / TM / Vega	7	0:46,710	0:00,031	2	7	0:46,710
32	9	Mendez, Juan Diego	PAN	EMILIA KART SRL	ITA	079 295453	BirelArt / Iame / Vega	6	0:46,733	0:00,023	2	6	0:46,733
33	54	Lehtonen, Henri	FIN	KOSKI MOTORSPORT	FIN	28654661 50054310	Tony Kart / Vortex / Vega	7	0:46,738	0:00,005	2	7	0:46,738
34	25	Hansen, Mads E	DNK	TK Racing	DNK	39007 52208	FA Kart / IAME / Vega	6	0:46,746	0:00,008	2	6	0:46,746
35	23	Pros, Frantisek	CZE	PRAGA VMS RACING	CZE	18 SA0105 18 AT 00031	PRAGA / TM / Vega	6	0:46,809	0:00,063	2	6	0:46,809
36	88	Schmidli, Titus-Shanghai	CHE	S.R.T. Motorsport	CHE	50218 500062	OTK / Vortex / Vega	6	0:46,845	0:00,036	1	6	0:46,845
37	11	Ferati, Jasin	CHE	KSM Schumacher Racing Team	DEU	502257 KBF 1067587	Tony Kart / Vortex / Vega	3	0:46,853	0:00,008	2	3	0:46,853
38	32	Dörr, Phil	DEU	TB Racing Team	DEU	IKC 1162847 KBF 1116906	Kart Republic / Parilla / Vega	6	0:46,861	0:00,008	1	6	0:46,861
39	51	Pedersen, Nicolai	DNK	Brian Pedersen	DNK	65102 65885	Kosmic / Vortex / Vega	7	0:46,944	0:00,083	2	7	0:46,944
40	27	Born, Miklas	CHE	Innovative Competition	CHE	505145 500033	Exprit / Vortex / Vega	6	0:46,987	0:00,043	2	6	0:46,987
41	24	Pavlíček, Matěj	CZE	PRAGA VMS RACING	CZE	18 AS 0060 18 AT 00031	PRAGA / TM / Vega	7	0:47,153	0:00,166	1	7	0:47,153
42	21	Anderrüti, Leandro	CHE	S.R.T. Motorsport	CHE	500212 500063	OTK / Vortex / Vega	7	0:47,156	0:00,003	2	7	0:47,156
43	52	Di Prima, Livio	CHE	Solgat Motorsport	DEU	12345 KBF1079882	BirelART / IAME / Vega	7	0:47,274	0:00,118	2	7	0:47,274
44	31	Meyer Hansen, Mikkel	DNK	Racing Motor DK	DNK	36477 03587	KALI-KART / TM / Vega	3	0:47,292	0:00,018	1	3	0:47,292







NEU - 1 - NEW

Ranking Qualifying Practice DKM (OK)

Strecke / track: 1200m

started: 47 classified: 47 not classified: 0

Doc. 6.1

Pos	Str. Nr.	Fahrer Driver	Nation	Bewerber/Sponsor	Nation	Lizenz / B-Lizenz	Chassis/Motor/Reifen	Rn. Laps	schnellste Zeit fastest Lap	Abstand Gap	Lauf Heat	Rn. Lp	Zeit Time
45	45	Read, Tyler	GBR	 Kicky Flynn Motorsport	GBR	 263149 162392	FA Alonso / Vortex / Vega	2	0:52,503	0:05,211	1	2	0:52,503
46	55	Qufaj, David	DEU	 KSB RACING TEAM	AUT	 IKC 1141427 BK 002	Kosmik / Vortex / Vega	0					
47	12	Schulte, Maximilian	DEU	 Solgat Motorsport	DEU	 IKCR 1153757 KBF 1079882	BirelArt / TM / Vega	6					

Rennleitung: Kai Medefind Racedirektor: Thomas Lainer

Sportkommissare: Th. Ferrero / U. Bell / H. Seidel / P. Acerbi

Techn. Kommissare: H-J./ M. Grasshoff / C. Schmidt / D. Pietzko / M. Somera / A. Mazzanti

Zeitnahme: KART-DATA timing service Franz Schieszler / Martin Summerer

DMSB RegNr 88-2018

Qualifying practice DKM (OK) Group 2

Strecke / track: 1200m
 started: 23 classified: 23 not classified: 0

Doc. 17

Pos	Str. Nr.	Fahrer Driver	Nation	Bewerber/Sponsor	Nation	Lizenz / B-Lizenz	Chassis/Motor/Beifen	Runden Laps	Gesamtzeit Differenz	Abstand Gap	beste Runde best Lap	in R. in L.	o Geschw. o Speed
1	86	Sasse, Hugo	DEU	TB Racing Team	DEU	IKCR 1147248 KBF 1116906	Kart Republic / Iame / Vega	5			0:46,051	5	93,8 km/h
2	46	Nielsen, Nicklas	DNK	KSM Schumacher Racing Team	DEU	31727 KBF1067587	Tony Kart / Vortex / Vega	6	0:00,127	0:00,127	0:46,178	5	93,6 km/h
3	57	Coluccio, Luigi	ITA	BIREL ART RACING KSW	AUT	344161 BK102	BirelART / Tm Racing / Vega	6	0:00,179	0:00,052	0:46,230	5	93,4 km/h
4	15	Maisch, Luca	DEU	TB Racing Team	DEU	IKC 1154306 KBF 1116906	Kart Republic / Iame / Vega	6	0:00,188	0:00,009	0:46,239	5	93,4 km/h
5	10	O' dey, Levi	DEU	KSM Schumacher Racing Team	DEU	IKCR 1164486 KBF 1067587	Tony Kart / Vortex / Vega	6	0:00,328	0:00,140	0:46,379	5	93,1 km/h
6	19	Tröger, Niels	DEU	RTG Kartsport	DEU	IKC 1139697 KBF 1166823	CRG / Iame / Vega	6	0:00,329	0:00,001	0:46,380	4	93,1 km/h
7	8	Liwinski, David	IND	Mach1 Motorsport	DEU	35786 KBF 1005514	Mach1 / Parilla Iame OK / Vega	6	0:00,343	0:00,014	0:46,394	5	93,1 km/h
8	7	Enders, Paul	DEU	RTG Kartsport	DEU	IKCR 1141749 KBF 1166823	CRG / Iame / Vega	6	0:00,397	0:00,054	0:46,448	4	93,0 km/h
9	41	Skocdopole, Dan	CZE	Ricky Flynn Motorsport	GBR	919 62392	FA Alonso / Vortex / Vega	6	0:00,406	0:00,009	0:46,457	5	93,0 km/h
10	33	Kortelainen, Rasmus	FIN	KOSKI MOTORSPORT	FIN	34745739 50054310	Tony Kart / Vortex / Vega	6	0:00,459	0:00,053	0:46,510	6	92,9 km/h
11	17	Füngeling, Luke	DEU	Valier Motorsport	DEU	IKC 1136804 KBF 1063735	SODI / Iame / Vega	7	0:00,486	0:00,027	0:46,537	6	92,8 km/h
12	22	Fritsch, Valentino	DEU	BIREL ART RACING KSW	AUT	IKB 1173038 BK 102	BirelART / TM / Vega	6	0:00,548	0:00,062	0:46,599	5	92,7 km/h
13	16	Volz, Rico	DEU	RS-Motorsport	DEU	IKC 1154071 KBF 1104126	CRG / Iame / Vega	7	0:00,627	0:00,079	0:46,678	5	92,5 km/h
14	40	Fusen, Jan David	DEU	Solgat Motorsport	DEU	IKC 1137577 KBF 1079882	BirelArt / TM / Vega	7	0:00,659	0:00,032	0:46,710	7	92,5 km/h
15	9	Mendez, Juan Diego	PAN	EMILIA KART SRL	ITA	079 295453	BirelArt / Iame / Vega	6	0:00,682	0:00,023	0:46,733	6	92,4 km/h
16	54	Lehtonen, Henri	FIN	KOSKI MOTORSPORT	FIN	28654661 50054310	Tony Kart / Vortex / Vega	7	0:00,687	0:00,005	0:46,738	7	92,4 km/h
17	25	Hansen, Mads E	DNK	TK Racing	DNK	39007 52208	FA Kart / IAME / Vega	6	0:00,695	0:00,008	0:46,746	6	92,4 km/h
18	23	Pros, Frantisek	CZE	PRAGA VMS RACING	CZE	18 SA0105 18 AT 00031	PRAGA / TM / Vega	6	0:00,758	0:00,063	0:46,809	5	92,3 km/h
19	11	Ferati, Jasin	CHE	KSM Schumacher Racing Team	DEU	502257 KBF 1067587	Tony Kart / Vortex / Vega	3	0:00,802	0:00,044	0:46,853	3	92,2 km/h
20	51	Pedersen, Nicolai	DNK	Brian Pedersen	DNK	65102 65885	Kosmic / Vortex / Vega	7	0:00,893	0:00,091	0:46,944	6	92,0 km/h
21	27	Born, Miklas	CHE	Innovative Competition	CHE	505145 500033	Exprit / Vortex / Vega	6	0:00,936	0:00,043	0:46,987	6	91,9 km/h
22	21	Anderrüti, Leandro	CHE	S.R.T. Motorsport	CHE	500212 500063	OTK / Vortex / Vega	7	0:01,105	0:00,169	0:47,156	5	91,6 km/h
23	52	Di Prima, Livio	CHE	Solgat Motorsport	DEU	12345 KBF1079882	BirelART / IAME / Vega	7	0:01,223	0:00,118	0:47,274	7	91,4 km/h

Rennleitung: Kai Medefind Racedirektor: Thomas Lainer
 Sportkommissare: Th. Ferrero / U. Bell / H. Seidel / P. Acerbi
 Techn. Kommissare: H.-J. / M. Grasshoff / C. Schmidt / D. Pietzko / M. Somera / A. Mazzanti
 Zeitnahme: KART-DATA timing service Franz Schieszler / Martin Summerer

Zeitnahme / timekeeping
 control *Schieszler*
 Franz Schieszler
 Aushangzeit : 12:15:37



Strecke / track: 1200 started: 23 classified: 23 not classified: 0

Qualifying practice DKM (OK) Group 2

Fahrername Driver	Sasse Hugo	Nielsen Nicklas	Coluccio Luigi	Maisch Luca	O 'dey Levi	Tröger Niels	Liwinski David	Enders Paul	Skodopole Dan	Kortelainen Rasmus	Füngeling Luke	Fritsch Valentino
schnellste Runde	0:46,051 Rn. 5	0:46,178 Rn. 5	0:46,230 Rn. 5	0:46,239 Rn. 5	0:46,379 Rn. 5	0:46,380 Rn. 4	0:46,394 Rn. 5	0:46,448 Rn. 4	0:46,457 Rn. 5	0:46,510 Rn. 6	0:46,537 Rn. 6	0:46,599 Rn. 5
Speed	93,8 km/h	93,6 km/h	93,4 km/h	93,4 km/h	93,1 km/h	93,1 km/h	93,1 km/h	93,0 km/h	93,0 km/h	92,9 km/h	92,8 km/h	92,7 km/h
Lap 1	0:49,547	0:48,696	0:48,766	0:49,690	0:48,187	0:51,300	0:48,538	0:51,423	0:49,263	0:53,381	0:49,841	0:48,465
Lap 2	0:46,743	0:47,133	0:46,591	0:47,144	0:47,128	0:47,825	0:46,819	0:47,287	0:49,555	0:47,751	0:47,507	0:46,889
Lap 3	0:46,564	0:46,746	0:46,642	0:46,432	0:46,803	0:46,820	0:46,439	0:46,484	0:46,915	0:46,727	0:46,944	0:46,809
Lap 4	0:48,723	0:46,335	0:46,373	0:46,385	0:46,530	0:46,380	0:46,435	0:46,448	0:46,557	0:46,714	0:46,777	0:46,708
Lap 5	0:46,051	0:46,178	0:46,230	0:46,239	0:46,379	0:46,504	0:46,394	0:47,520	0:46,457	0:46,579	0:46,876	0:46,599
Lap 6		0:46,319	0:46,439	0:50,884	0:46,740	0:46,488	0:46,457	0:46,481	0:46,753	0:46,510	0:46,537	0:46,743
Lap 7											0:46,762	



Qualifying practice DKM (OK) Group 2

Strecke / track: 1200 started: 23 classified: 23 not classified: 0

Fahrername Driver	Volz Rico	Fusen Jan David	Mendez Juan Diego	Lehtonen Henri	Hansen Mads E	Pros Frantisek	Ferati Jasin	Pedersen Nicolai	Born Miklas	Anderrüti Leandro	Di Prima Livio
schnellste Runde in Runde	0:46,678 Rn. 5	0:46,710 Rn. 7	0:46,733 Rn. 6	0:46,738 Rn. 7	0:46,746 Rn. 6	0:46,809 Rn. 5	0:46,853 Rn. 3	0:46,944 Rn. 6	0:46,987 Rn. 6	0:47,156 Rn. 5	0:47,274 Rn. 7
Speed	92,5 km/h	92,5 km/h	92,4 km/h	92,4 km/h	92,4 km/h	92,3 km/h	92,2 km/h	92,0 km/h	91,9 km/h	91,6 km/h	91,4 km/h
Lap 1	0:49,437	0:50,823	0:48,470	0:50,900	0:51,387	0:51,643	0:48,113	0:50,632	0:48,615	0:51,246	0:58,614
Lap 2	0:47,575	0:48,190	0:47,021	0:48,003	0:47,302	0:49,364	0:47,115	0:47,820	0:47,242	0:48,058	0:49,991
Lap 3	1:02,234	0:47,257	0:46,918	0:46,979	0:46,813	0:47,691	0:46,853	0:47,860	0:47,665	0:47,330	0:47,911
Lap 4	0:47,649	0:46,904	0:47,045	0:47,146	0:46,931	0:47,476		0:47,565	0:47,356	0:47,178	0:47,570
Lap 5	0:46,678	0:46,835	0:47,254	0:46,927	0:46,864	0:46,809		0:47,270	0:47,026	0:47,156	0:47,430
Lap 6	0:46,706	0:46,794	0:46,733	0:46,834	0:46,746	0:46,892		0:46,944	0:46,987	0:51,576	0:47,746
Lap 7	0:46,804	0:46,710		0:46,738				0:47,412		0:47,903	0:47,274

Qualifying practice DKM (OK) Group 2 Group 2

Ziel		Sektion 1		Sektion 2		Sektion 3	
Fahrername	Zeit	Fahrername	Zeit	Fahrername	Zeit	Fahrername	Zeit
1 86 Sasse,Hugo	0:46,051	86 Sasse,Hugo	0:18,185	10 O´dey,Levi	0:14,164	86 Sasse,Hugo	0:13,695
2 46 Nielsen,Nicklas	0:46,178	15 Maisch,Luca	0:18,202	86 Sasse,Hugo	0:14,171	46 Nielsen,Nicklas	0:13,729
3 57 Coluccio,Luigi	0:46,230	46 Nielsen,Nicklas	0:18,241	7 Enders,Paul	0:14,171	17 Füngeling,Luke	0:13,761
4 15 Maisch,Luca	0:46,239	8 Liwinski,David	0:18,255	46 Nielsen,Nicklas	0:14,195	57 Coluccio,Luigi	0:13,766
5 10 O´dey,Levi	0:46,379	57 Coluccio,Luigi	0:18,257	57 Coluccio,Luigi	0:14,207	15 Maisch,Luca	0:13,810
6 19 Träger,Niels	0:46,380	33 Kortelainen,Rasmus	0:18,301	15 Maisch,Luca	0:14,226	19 Träger,Niels	0:13,813
7 8 Liwinski,David	0:46,394	19 Träger,Niels	0:18,337	19 Träger,Niels	0:14,230	10 O´dey,Levi	0:13,815
8 7 Enders,Paul	0:46,448	7 Enders,Paul	0:18,345	8 Liwinski,David	0:14,232	41 Skodopole,Dan	0:13,833
9 41 Skodopole,Dan	0:46,457	41 Skodopole,Dan	0:18,371	41 Skodopole,Dan	0:14,247	25 Hansen,Mads E	0:13,834
10 33 Kortelainen,Rasmus	0:46,510	16 Volz,Rico	0:18,377	33 Kortelainen,Rasmus	0:14,275	8 Liwinski,David	0:13,846
11 17 Füngeling,Luke	0:46,537	22 Fritsch,Valentino	0:18,382	22 Fritsch,Valentino	0:14,302	40 Fusen,Jan David	0:13,866
12 22 Fritsch,Valentino	0:46,599	9 Mendez,Juan Diego	0:18,386	54 Lehtonen,Henri	0:14,310	11 Ferati,Jasin	0:13,869
13 16 Volz,Rico	0:46,678	27 Born,Miklas	0:18,388	17 Füngeling,Luke	0:14,319	9 Mendez,Juan Diego	0:13,885
14 40 Fusen,Jan David	0:46,710	10 O´dey,Levi	0:18,390	40 Fusen,Jan David	0:14,319	33 Kortelainen,Rasmus	0:13,890
15 9 Mendez,Juan Diego	0:46,733	51 Pedersen,Nicolai	0:18,400	16 Volz,Rico	0:14,323	22 Fritsch,Valentino	0:13,896
16 54 Lehtonen,Henri	0:46,738	17 Füngeling,Luke	0:18,409	23 Pros,František	0:14,354	7 Enders,Paul	0:13,897
17 25 Hansen,Mads E	0:46,746	25 Hansen,Mads E	0:18,435	9 Mendez,Juan Diego	0:14,356	16 Volz,Rico	0:13,916
18 23 Pros,František	0:46,809	40 Fusen,Jan David	0:18,438	27 Born,Miklas	0:14,421	54 Lehtonen,Henri	0:13,933
19 11 Ferati,Jasin	0:46,853	54 Lehtonen,Henri	0:18,441	25 Hansen,Mads E	0:14,454	23 Pros,František	0:13,958
20 51 Pedersen,Nicolai	0:46,944	23 Pros,František	0:18,455	11 Ferati,Jasin	0:14,455	52 Di Prima,Livio	0:14,024
21 27 Born,Miklas	0:46,987	11 Ferati,Jasin	0:18,509	51 Pedersen,Nicolai	0:14,472	21 Anderrüti,Leandro	0:14,027
22 21 Anderrüti,Leandro	0:47,156	21 Anderrüti,Leandro	0:18,517	21 Anderrüti,Leandro	0:14,480	51 Pedersen,Nicolai	0:14,047
23 52 Di Prima,Livio	0:47,274	52 Di Prima,Livio	0:18,602	52 Di Prima,Livio	0:14,553	27 Born,Miklas	0:14,057



Qualifying practice DKM (OK) Group 2 Group 2

Die schnellsten Zeiten

Ort	Nr. Fahrername	Zeit	Streckenk.	Ø Speed
Ziel	86 Sasse,Hugo	0:46,051	1200 m	93,8 km/h
Sektion 1	86 Sasse,Hugo	0:18,185	531 m	105,1 km/h
Sektion 2	10 O'dey,Levi	0:14,164	390 m	99,1 km/h
Sektion 3	86 Sasse,Hugo	0:13,695	279 m	73,3 km/h

	Smr.86 Sasse,Hugo DEU TB Racing Team	Smr.46 Nielsen,Nicklas DNK KSM Schumacher Racing Team	Smr.57 Coluccio,Luigi ITA BIREL ART RACING KSW	Smr.15 Maisch,Luca DEU TB Racing Team	Smr.10 O'dey,Levi DEU KSM Schumacher Racing Team
best	theoretisch mögliche Bestzeit: 0:46,051 Ziel Sektion 1 Sektion 2 Sektion 3 0:46,051 0:18,185 0:14,171 0:13,695	theoretisch mögliche Bestzeit: 0:46,165 Ziel Sektion 1 Sektion 2 Sektion 3 0:46,178 0:18,241 0:14,195 0:13,729	theoretisch mögliche Bestzeit: 0:46,230 Ziel Sektion 1 Sektion 2 Sektion 3 0:46,230 0:18,257 0:14,207 0:13,766	theoretisch mögliche Bestzeit: 0:46,238 Ziel Sektion 1 Sektion 2 Sektion 3 0:46,239 0:18,202 0:14,226 0:13,810	theoretisch mögliche Bestzeit: 0:46,369 Ziel Sektion 1 Sektion 2 Sektion 3 0:46,379 0:18,390 0:14,164 0:13,815
Runde 1	0:49,547 0:20,185 0:15,199 0:14,163	0:48,696 0:19,456 0:15,127 0:14,113	0:48,766 0:19,480 0:15,174 0:14,112	0:49,690 0:19,969 0:15,308 0:14,413	0:48,187 0:19,240 0:14,800 0:14,147
Runde 2	0:46,743 0:18,498 0:14,362 0:13,883	0:47,133 0:18,650 0:14,596 0:13,887	0:46,591 0:18,385 0:14,406 0:13,800	0:47,144 0:18,604 0:14,487 0:14,053	0:47,128 0:18,606 0:14,491 0:14,031
Runde 3	0:46,564 0:18,359 0:14,298 0:13,907	0:46,746 0:18,367 0:14,615 0:13,764	0:46,642 0:18,320 0:14,472 0:13,850	0:46,432 0:18,313 0:14,292 0:13,827	0:46,803 0:18,390 0:14,388 0:14,025
Runde 4	0:48,723 0:20,672 0:14,307 0:13,744	0:46,335 0:18,289 0:14,252 0:13,794	0:46,373 0:18,305 0:14,284 0:13,784	0:46,385 0:18,335 0:14,240 0:13,810	0:46,530 0:18,492 0:14,167 0:13,871
Runde 5	0:46,051 0:18,185 0:14,171 0:13,695	0:46,178 0:18,254 0:14,195 0:13,729	0:46,230 0:18,257 0:14,207 0:13,766	0:46,239 0:18,202 0:14,226 0:13,811	0:46,379 0:18,400 0:14,164 0:13,815
Runde 6		0:46,319 0:18,241 0:14,237 0:13,841	0:46,439 0:18,286 0:14,253 0:13,900	0:50,884 0:18,554 0:16,297 0:16,033	0:46,740 0:18,451 0:14,231 0:14,058
Runde 7					

Qualifying practice DKM (OK) Group 2 Group 2

Die schnellsten Zeiten

Ort	Nr. Fahrername	Zeit	Streckenk.	Ø Speed
Ziel	86 Sasse,Hugo	0:46,051	1200 m	93,8 km/h
Sektion 1	86 Sasse,Hugo	0:18,185	531 m	105,1 km/h
Sektion 2	10 O'dey,Levi	0:14,164	390 m	99,1 km/h
Sektion 3	86 Sasse,Hugo	0:13,695	279 m	73,3 km/h

	Smr.19 Tröger,Niels DEU RTG Kartsport			Smr.8 Liwinski,David NLD Mach 1 Motorsport			Smr.7 Enders,Paul DEU RTG Kartsport			Smr.41 Skoclopole,Dan CZE Ricky Flynn Motorsport			Smr.33 Kortelainen,Rasmus FIN KOSKI MOTOSPORT							
	theoretisch mögliche Bestzeit	Ziel	Sektion 3	theoretisch mögliche Bestzeit	Ziel	Sektion 3	theoretisch mögliche Bestzeit	Ziel	Sektion 3	theoretisch mögliche Bestzeit	Ziel	Sektion 3	theoretisch mögliche Bestzeit	Ziel	Sektion 3					
best	0:46,380	0:19,337	0:14,230	0:13,813	0:46,394	0:18,255	0:14,232	0:13,846	0:46,448	0:19,345	0:14,171	0:13,897	0:46,457	0:18,371	0:14,247	0:13,833	0:46,510	0:18,301	0:14,275	0:13,890
Runde 1	0:51,300	0:20,625	0:16,341	0:14,334	0:48,538	0:19,634	0:14,882	0:14,022	0:51,423	0:20,924	0:15,446	0:15,053	0:49,283	0:19,238	0:15,534	0:14,511	0:53,381	0:21,027	0:17,641	0:14,713
Runde 2	0:47,825	0:18,775	0:14,924	0:14,126	0:46,819	0:18,539	0:14,393	0:13,887	0:47,287	0:18,749	0:14,521	0:14,017	0:49,555	0:18,888	0:16,398	0:14,269	0:47,751	0:18,818	0:14,800	0:14,133
Runde 3	0:46,820	0:19,550	0:14,422	0:13,848	0:46,439	0:18,315	0:14,278	0:13,846	0:46,484	0:18,409	0:14,178	0:13,897	0:46,915	0:18,506	0:14,447	0:13,962	0:46,727	0:18,486	0:14,340	0:13,901
Runde 4	0:46,380	0:19,337	0:14,230	0:13,813	0:46,435	0:18,288	0:14,301	0:13,846	0:46,448	0:18,379	0:14,171	0:13,898	0:46,557	0:18,390	0:14,334	0:13,833	0:46,714	0:18,484	0:14,340	0:13,890
Runde 5	0:46,504	0:18,404	0:14,270	0:13,830	0:46,394	0:18,255	0:14,232	0:13,907	0:47,520	0:18,786	0:14,714	0:14,020	0:46,457	0:18,371	0:14,247	0:13,839	0:46,579	0:18,381	0:14,275	0:13,923
Runde 6	0:46,488	0:18,405	0:14,261	0:13,822	0:46,457	0:18,296	0:14,248	0:13,913	0:46,481	0:18,345	0:14,223	0:13,913	0:46,753	0:18,489	0:14,424	0:13,840	0:46,510	0:18,301	0:14,313	0:13,896
Runde 7																				

Qualifying practice DKM (OK) Group 2 Group 2

Die schnellsten Zeiten

Ort	Nr. Fahrername	Zeit	Streckenk.	Ø Speed
Ziel	86 Sasse,Hugo	0:46,051	1200 m	93,8 km/h
Sektion 1	86 Sasse,Hugo	0:18,185	531 m	105,1 km/h
Sektion 2	10 O'ley,Levi	0:14,164	390 m	99,1 km/h
Sektion 3	86 Sasse,Hugo	0:13,695	279 m	73,3 km/h

	Stmr.17 Füngeling,Luke DEU Valier Motorsport	Stmr.22 Fritsch,Valentino DEU BIREL ART RACING KSW	Stmr.16 Volz,Rico DEU RS-Motorsport	Stmr.40 Fusen,Jan David DEU Solgat Motorsport	Stmr.9 Mendez,Juan Diego PAN EMILIA KART SRL
	theoretisch mögliche Bestzeit 0:46,489	theoretisch mögliche Bestzeit 0:46,580	theoretisch mögliche Bestzeit 0:46,616	theoretisch mögliche Bestzeit 0:46,623	theoretisch mögliche Bestzeit 0:46,627
best	Ziel Sektion 1 0:18,409 0:14,319 0:13,761	Ziel Sektion 1 0:18,382 0:14,302 0:13,896	Ziel Sektion 1 0:18,377 0:14,323 0:13,916	Ziel Sektion 1 0:18,438 0:14,319 0:13,866	Ziel Sektion 1 0:18,386 0:14,356 0:13,885
Runde 1	0:49,841 0:19,412 0:15,835 0:14,594	0:48,465 0:19,344 0:14,905 0:14,216	0:49,437 0:19,858 0:15,205 0:14,374	0:50,823 0:21,018 0:15,522 0:14,283	0:48,470 0:19,294 0:15,040 0:14,136
Runde 2	0:47,507 0:18,862 0:14,665 0:13,980	0:46,889 0:18,608 0:14,370 0:13,911	0:47,575 0:18,778 0:14,677 0:14,120	0:48,190 0:19,175 0:14,812 0:14,203	0:47,021 0:18,561 0:14,494 0:13,966
Runde 3	0:46,944 0:18,514 0:14,531 0:13,899	0:46,809 0:18,450 0:14,349 0:14,010	1:02,234 0:23,093 0:20,455 0:18,686	0:47,257 0:18,648 0:14,656 0:13,953	0:46,918 0:18,480 0:14,392 0:14,046
Runde 4	0:46,777 0:18,537 0:14,365 0:13,875	0:46,708 0:18,493 0:14,302 0:13,913	0:47,649 0:19,132 0:14,601 0:13,916	0:46,904 0:18,512 0:14,486 0:13,906	0:47,045 0:18,396 0:14,510 0:14,139
Runde 5	0:46,876 0:18,656 0:14,365 0:13,855	0:46,599 0:18,382 0:14,321 0:13,896	0:46,678 0:18,403 0:14,323 0:13,952	0:46,835 0:18,438 0:14,469 0:13,928	0:47,254 0:19,013 0:14,356 0:13,885
Runde 6	0:46,537 0:18,409 0:14,367 0:13,761	0:46,743 0:18,472 0:14,303 0:13,968	0:46,706 0:18,426 0:14,338 0:13,942	0:46,794 0:18,546 0:14,319 0:13,929	0:46,733 0:18,386 0:14,411 0:13,936
Runde 7	0:46,762 0:18,460 0:14,319 0:13,983		0:46,804 0:18,377 0:14,503 0:13,924	0:46,710 0:18,492 0:14,352 0:13,866	

Qualifying practice DKM (DK) Group 2 Group 2

Die schnellsten Zeiten

Ort	Nr. Fahrername	Zeit	Streckentl.	Ø Speed
Ziel	86 Sasse,Hugo	0:46,051	1200 m	93,8 km/h
Sektion 1	86 Sasse,Hugo	0:18,185	531 m	105,1 km/h
Sektion 2	10 O' dey,Levi	0:14,164	390 m	99,1 km/h
Sektion 3	86 Sasse,Hugo	0:13,695	279 m	73,3 km/h

	Smr.54 Lehtonen, Henri FIN KOSKI MOTORSPORT	Smr.25 Hansen, Mads E DNK TK Racing	Smr.23 Pros, František CZE PRAGA VMS RACING	Smr.11 Ferati, Jasin CHE KSM Schumacher Racing Team	Smr.51 Pedersen, Nicolai DNK Brian Pedersen
	theoretisch mögliche Bestzeit 0:46,684	theoretisch mögliche Bestzeit 0:16,216	theoretisch mögliche Bestzeit 0:16,801	theoretisch mögliche Bestzeit 0:14,859	theoretisch mögliche Bestzeit 0:15,466
best	Ziel Sektion 1 Sektion 2 Sektion 3 0:46,738 0:18,441 0:14,310 0:13,933	Ziel Sektion 1 Sektion 2 Sektion 3 0:51,387 0:20,038 0:16,216 0:15,133	Ziel Sektion 1 Sektion 2 Sektion 3 0:51,643 0:20,592 0:16,801 0:14,250	Ziel Sektion 1 Sektion 2 Sektion 3 0:46,853 0:18,509 0:14,455 0:13,869	Ziel Sektion 1 Sektion 2 Sektion 3 0:46,944 0:18,400 0:14,472 0:14,047
Runde 1	0:50,900 0:20,714 0:15,650 0:14,536	0:47,302 0:18,687 0:14,620 0:13,995	0:49,364 0:18,783 0:16,405 0:14,176	0:48,113 0:19,166 0:14,859 0:14,088	0:50,632 0:20,451 0:15,466 0:14,715
Runde 2	0:48,003 0:19,267 0:14,555 0:14,181	0:46,813 0:18,472 0:14,479 0:13,862	0:47,691 0:18,672 0:14,989 0:14,030	0:47,115 0:18,604 0:14,479 0:14,032	0:47,820 0:18,801 0:14,793 0:14,226
Runde 3	0:46,979 0:18,541 0:14,347 0:14,091	0:46,931 0:18,506 0:14,591 0:13,834	0:47,476 0:18,965 0:14,464 0:14,047	0:46,853 0:18,529 0:14,455 0:13,869	0:47,860 0:18,682 0:14,598 0:14,580
Runde 4	0:47,146 0:18,449 0:14,514 0:14,183	0:46,864 0:18,468 0:14,511 0:13,885	0:46,809 0:18,455 0:14,396 0:13,958	0:18,509	0:47,565 0:18,505 0:14,472 0:14,588
Runde 5	0:46,927 0:18,479 0:14,422 0:14,026	0:46,746 0:18,435 0:14,454 0:13,857	0:46,892 0:18,516 0:14,354 0:14,022		0:47,270 0:18,495 0:14,579 0:14,196
Runde 6	0:46,834 0:18,441 0:14,359 0:14,034				0:46,944 0:18,400 0:14,497 0:14,047
Runde 7	0:46,738 0:18,495 0:14,310 0:13,933				0:47,412 0:18,445 0:14,502 0:14,465

Qualifying practice DKM (OK) Group 2 Group 2

Die schnellsten Zeiten

Ort	Nr. Fahrername	Zeit	Streckenl.	Ø Speed
Ziel	86 Sasse,Hugo	0:46,051	1200 m	93,8 km/h
Sektion 1	86 Sasse,Hugo	0:18,185	531 m	105,1 km/h
Sektion 2	10 O' dey,Levi	0:14,164	390 m	99,1 km/h
Sektion 3	86 Sasse,Hugo	0:13,695	279 m	73,3 km/h

	Snr.27 Born,Miklas CHE			Snr.21 Anderürri,Leandro CHE			Snr.52 Di Primo,Livio CHE					
	Innovative Competition theoretisch mögliche Bestzeit 0:46,866	Sektion 1	Sektion 2	Sektion 3	S.R.T. Motorsport theoretisch mögliche Bestzeit 0:47,024	Sektion 1	Sektion 2	Sektion 3	Solgat Motorsport theoretisch mögliche Bestzeit 0:47,179	Sektion 1	Sektion 2	Sektion 3
best	0:46,987	0:19,388	0:14,421	0:14,057	0:47,156	0:18,517	0:14,480	0:14,027	0:47,274	0:18,602	0:14,553	0:14,024
Runde 1	0:48,615	0:19,143	0:14,984	0:14,488	0:51,246	0:20,247	0:15,929	0:15,070	0:58,614	0:23,955	0:18,997	0:15,662
Runde 2	0:47,242	0:19,543	0:14,554	0:14,145	0:48,058	0:19,129	0:14,683	0:14,246	0:49,991	0:20,397	0:15,104	0:14,490
Runde 3	0:47,665	0:19,507	0:15,069	0:14,089	0:47,330	0:18,689	0:14,563	0:14,078	0:47,911	0:18,933	0:14,793	0:14,185
Runde 4	0:47,356	0:18,791	0:14,508	0:14,057	0:47,178	0:18,671	0:14,480	0:14,027	0:47,570	0:18,697	0:14,779	0:14,094
Runde 5	0:47,026	0:18,388	0:14,421	0:14,217	0:47,156	0:18,532	0:14,506	0:14,118	0:47,430	0:18,602	0:14,705	0:14,123
Runde 6	0:46,987	0:18,442	0:14,437	0:14,108	0:51,576	0:22,741	0:14,694	0:14,141	0:47,746	0:18,814	0:14,791	0:14,141
Runde 7					0:47,903	0:18,517	0:14,568	0:14,818	0:47,274	0:18,697	0:14,553	0:14,024

NEU - 1 - NEW

DMSB RegNr 88-2018

Qualifying practice DKM (OK) Group 1

Strecke / track: 1200m

started: 24 classified: 24 not classified: 0

Doc. 8.1

Pos	Str. Nr.	Fahrer Driver	Nation	Bewerber/Sponsor	Nation	Lizenz / B-Lizenz	Chassis/Motor/Beifen	Runden Laps	Gesamtzeit Differenz	Abstand Gap	beste Runde best Lap	in R. in L.	o Geschw. o Speed
1	42	Maloney, Zane	GBR	Ricky Flynn Motorsport	GBR	376 162392	FA Kart / Vortex / Vega	6			0:46,134	5	93,6 km/h
2	13	Tauscher, Alexander	DEU	Lanari Racing Team	DEU	IKC 1162751 KBF 1159049	Kart Republic / Iame / Vega	6	0:00,153	0:00,153	0:46,287	6	93,3 km/h
3	38	Buus, Bastian	DNK	RS Competition	DNK	59991 36053	Tony Kart / Vortex / Vega	6	0:00,162	0:00,009	0:46,296	4	93,3 km/h
4	39	Thompson, Harry	GBR	Ricky Flynn Motorsport	GBR	265302 162392	FA Kart / Vortex / Vega	6	0:00,163	0:00,001	0:46,297	6	93,3 km/h
5	77	Tramnitz, Tim	DEU	KSM Schumacher Racing Team	DEU	IKCR 1161254 KBF 1067587	Tony Kart / Vortex / Vega	6	0:00,189	0:00,026	0:46,323	5	93,3 km/h
6	30	Haverkort, Kas	NLD	Zanardi racing team	NLD	36154 28613	CRG / TM / Vega	6	0:00,216	0:00,027	0:46,350	5	93,2 km/h
7	66	Zug, Marius	DEU	TB Racing Team	DEU	IKC 1153313 KBF 1116906	Kart Republic / Parilla / Vega	6	0:00,226	0:00,010	0:46,360	6	93,2 km/h
8	36	Van Der Helm, Tijmen	NLD	KSM Schumacher Racing Team	DEU	35964 KBF1067587	Tony Kart / Vortex / Vega	6	0:00,259	0:00,033	0:46,393	5	93,1 km/h
9	18	Rosso, Andrea	ITA	CRG Holland	NLD	344925 15521	CRG / TM / Vega	6	0:00,259	0:00,000	0:46,393	6	93,1 km/h
10	49	Van Berlo, Glenn	NLD	LENNOX RACING TEAM	ITA	36847 322955	Exprit / Vortex / Vega	6	0:00,284	0:00,025	0:46,418	5	93,1 km/h
11	34	Saarijärvi, Frans-Emil	FIN	KOSKI MOTORSPORT	FIN	3476557 50054310	Tony Kart / Vortex / Vega	6	0:00,301	0:00,017	0:46,435	6	93,0 km/h
12	4	Arnold, Felix	DEU	KSM Schumacher Racing Team	DEU	IKA 1138542 KBF 1067587	Tony Kart / Vortex / Vega	6	0:00,332	0:00,031	0:46,466	5	93,0 km/h
13	29	Skjellerup, Oliver	DNK	Robert Schlunssen	DNK	58044 36053	Tony Kart / Vortex / Vega	6	0:00,394	0:00,062	0:46,528	6	92,8 km/h
14	44	Muth, Lukas	CHE	KSB RACING TEAM	AUT	502233 BK 002	Kosmic / Vortex / Vega	6	0:00,442	0:00,048	0:46,576	5	92,8 km/h
15	20	Linty, Etienne	ITA	EMILIA KART SRL	ITA	337697 295453	BirelART / Iame / Vega	6	0:00,472	0:00,030	0:46,606	5	92,7 km/h
16	56	Cuman, Nicolo	ITA	Ronni Leopoldo Cuman	ITA	343623 343622	TONY KART / VORTEX / Vega	8	0:00,473	0:00,001	0:46,607	6	92,7 km/h
17	14	Tröger, Tim	DEU	Mach1 Motorsport	DEU	IKC 1132554 KBF 1005514	Mach1 / Iame / Vega	6	0:00,545	0:00,072	0:46,679	5	92,5 km/h
18	88	Schmidli, Titus-Shanghai	CHE	S.R.T. Motorsport	CHE	502418 500062	OTK / Vortex / Vega	6	0:00,711	0:00,166	0:46,845	3	92,2 km/h
19	32	Dörr, Phil	DEU	TB Racing Team	DEU	IKC 1162847 KBF 1116906	Kart Republic / Parilla / Vega	6	0:00,727	0:00,016	0:46,861	5	92,2 km/h
20	24	Pavlíček, Matěj	CZE	PRAGA VMS RACING	CZE	18 AS 0060 18 AT 00031	PRAGA / TM / Vega	7	0:01,019	0:00,292	0:47,153	4	91,6 km/h
21	31	Meyer Hansen, Mikkel	DNK	Racing Motor DK	DNK	36477 03587	KALI-KART / TM / Vega	3	0:01,158	0:00,139	0:47,292	3	91,3 km/h
22	45	Read, Tyler	GBR	Ricky Flynn Motorsport	GBR	263149 162392	FA Alonso / Vortex / Vega	2	0:06,369	0:05,211	0:52,503	2	82,3 km/h
23	55	Qufaj, David	DEU	KSB RACING TEAM	AUT	IKC 1141427 BK 002	Kosmic / Vortex / Vega	0					
24	12	Schulte, Maximilian	DEU	Solgat Motorsport	DEU	IKCR 1153757 KBF 1079882	BirelArt / TM / Vega	6		0:00,000			

StNr. 12 Exclusion

Rennleitung: Kai Medefind Racedirektor: Thomas Lainer
 Sportkommissare: Th. Ferrero / U. Bell / H. Seidel / P. Acerbi
 Techn. Kommissare: H.-J. / M. Grasshoff / C. Schmidt / D. Pietzko / M. Somera / A. Mazzanti
 Zeitnahme: KART-DATA timing service Franz Schieszler / Martin Summerer

Zeitnahme / timekeeping
 control *Schieszler*
 Franz Schieszler
 Aushangzeit : 12:39:15



Qualifying practice DKM (OK) Group 1

Strecke / track: 1200 started: 24 classified: 24 not classified: 0

Fahrername Driver	Maloney Zane	Tauscher Alexander	Buus Bastian	Thompson Harry	Tramnitz Tim	Haverkort Kas	Zug Marius	Van Der Helm Tijmen	Rosso Andrea	Van Berlo Glenn	Saarijärvi Frans-Emil	Arnold Felix
schnellste Runde in Runde	0:46,134 Rn. 5	0:46,287 Rn. 6	0:46,296 Rn. 4	0:46,297 Rn. 6	0:46,323 Rn. 5	0:46,350 Rn. 5	0:46,360 Rn. 6	0:46,393 Rn. 5	0:46,393 Rn. 6	0:46,418 Rn. 5	0:46,435 Rn. 6	0:46,466 Rn. 5
Speed	93,6 km/h	93,3 km/h	93,3 km/h	93,3 km/h	93,3 km/h	93,2 km/h	93,2 km/h	93,1 km/h	93,1 km/h	93,1 km/h	93,0 km/h	93,0 km/h
Lap 1	0:59,329	0:48,974	0:51,156	1:04,479	0:58,351	1:01,740	0:49,643	1:04,776	0:58,152	1:04,454	0:48,350	0:51,935
Lap 2	0:52,030	0:47,599	0:46,867	0:48,864	0:49,352	0:50,318	0:51,660	0:53,824	0:56,256	0:56,796	0:47,454	0:47,260
Lap 3	0:46,471	0:46,731	0:47,531	0:46,944	0:46,807	0:46,568	0:47,119	0:46,882	0:46,786	0:46,689	0:46,768	0:46,685
Lap 4	0:46,221	0:46,631	0:46,296	0:46,621	0:46,774	0:46,357	0:46,729	0:46,547	0:46,796	0:46,466	0:46,676	0:46,691
Lap 5	0:46,134	0:46,549	0:46,486	0:46,413	0:46,323	0:46,350	0:46,492	0:46,393	0:46,552	0:46,418	0:46,583	0:46,466
Lap 6	0:46,182	0:46,287	0:46,298	0:46,297	0:46,618	0:50,066	0:46,360	0:46,401	0:46,393	0:46,657	0:46,435	0:46,698
Lap 7												
Lap 8												



Qualifying practice DKM (OK) Group 1

Strecke / track: 1200 started: 24 classified: 24 not classified: 0

Fahrername Driver	Skjellerup Oliver	Muth Lukas	Linty Etienne	Cuman Nicolo	Schulte Maximilian	Tröger Tim	Schmidli Titus-Shanghai	Dörr Phil	Pavlíček Matěj	Meyer Hansen Mikkel	Read Tyler	Qufaj David
schnellste Runde in Runde	0:46,528 Rn. 6	0:46,576 Rn. 5	0:46,606 Rn. 5	0:46,607 Rn. 6	0:46,630 Rn. 5	0:46,679 Rn. 5	0:46,845 Rn. 3	0:46,861 Rn. 5	0:47,153 Rn. 4	0:47,292 Rn. 3	0:52,503 Rn. 2	
Speed	92,8 km/h	92,8 km/h	92,7 km/h	92,7 km/h	92,6 km/h	92,5 km/h	92,2 km/h	92,2 km/h	91,6 km/h	91,3 km/h	82,3 km/h	
Lap 1	0:49,734	0:53,936	0:49,996	0:51,028	0:48,955	0:54,230	0:48,998	0:52,393	0:51,846	0:50,561	1:04,354	
Lap 2	0:47,162	0:47,309	0:50,924	0:47,647	0:47,530	0:51,061	0:47,495	0:52,459	0:48,439	0:47,558	0:52,503	
Lap 3	0:46,959	0:46,802	0:46,838	0:47,214	0:47,658	0:47,076	0:46,845	0:47,253	0:50,110	0:47,292		
Lap 4	0:46,786	0:46,811	0:46,691	0:47,312	0:46,938	0:46,689	0:46,986	0:47,077	0:47,153			
Lap 5	0:46,536	0:46,576	0:46,606	0:46,842	0:46,630	0:46,679	0:46,890	0:46,861	0:47,380			
Lap 6	0:46,528	0:46,664	0:47,476	0:46,607	0:46,722	0:47,054	0:47,371	0:47,213	0:47,228			
Lap 7				0:46,656					0:47,364			
Lap 8				0:46,899								



Qualifying practice DKM (DK) Group 1 Group 1

Ziel		Sektion 1		Sektion 2		Sektion 3	
Fahrername	Zeit	Fahrername	Zeit	Fahrername	Zeit	Fahrername	Zeit
1 42 Maloney,Zane	0:46,134	42 Maloney,Zane	0:18,203	18 Rosso,Andrea	0:14,122	42 Maloney,Zane	0:13,699
2 13 Tauscher,Alexander	0:46,287	38 Buus,Bastian	0:18,228	39 Thompson,Harry	0:14,149	66 Zug,Marius	0:13,781
3 38 Buus,Bastian	0:46,296	39 Thompson,Harry	0:18,239	42 Maloney,Zane	0:14,153	13 Tauscher,Alexander	0:13,783
4 39 Thompson,Harry	0:46,297	66 Zug,Marius	0:18,242	4 Arnold,Felix	0:14,174	49 Van Berlo,Glenn	0:13,806
5 77 Tramnitz,Tim	0:46,323	29 Skjellerup,Oliver	0:18,247	77 Tramnitz,Tim	0:14,198	44 Muth,Lukas	0:13,822
6 30 Haverkort,Kas	0:46,350	30 Haverkort,Kas	0:18,262	38 Buus,Bastian	0:14,199	30 Haverkort,Kas	0:13,826
7 66 Zug,Marius	0:46,360	36 Van Der Helm,Tijmen	0:18,266	13 Tauscher,Alexander	0:14,204	12 Schulte,Maximilian	0:13,829
8 36 Van Der Helm,Tijmen	0:46,393	77 Tramnitz,Tim	0:18,285	30 Haverkort,Kas	0:14,218	18 Rosso,Andrea	0:13,832
9 18 Rosso,Andrea	0:46,393	13 Tauscher,Alexander	0:18,300	49 Van Berlo,Glenn	0:14,222	77 Tramnitz,Tim	0:13,840
10 49 Van Berlo,Glenn	0:46,418	34 Saarijärvi,Frans-Emil	0:18,307	36 Van Der Helm,Tijmen	0:14,246	38 Buus,Bastian	0:13,841
11 34 Saarijärvi,Frans-Emil	0:46,435	4 Arnold,Felix	0:18,328	34 Saarijärvi,Frans-Emil	0:14,270	36 Van Der Helm,Tijmen	0:13,850
12 4 Arnold,Felix	0:46,466	49 Van Berlo,Glenn	0:18,333	29 Skjellerup,Oliver	0:14,278	56 Cuman,Nicolo	0:13,850
13 29 Skjellerup,Oliver	0:46,528	20 Linty,Etienne	0:18,343	44 Muth,Lukas	0:14,283	39 Thompson,Harry	0:13,853
14 44 Muth,Lukas	0:46,576	14 Tröger,Tim	0:18,348	14 Tröger,Tim	0:14,297	34 Saarijärvi,Frans-Emil	0:13,858
15 20 Linty,Etienne	0:46,606	18 Rosso,Andrea	0:18,400	56 Cuman,Nicolo	0:14,299	32 Dörr,Phil	0:13,866
16 56 Cuman,Nicolo	0:46,607	24 Pavlíček,Matěj	0:18,432	88 Schmidli,Titus-Shanghai	0:14,306	88 Schmidli,Titus-Shanghai	0:13,884
17 12 Schulte,Maximilian	0:46,630	12 Schulte,Maximilian	0:18,437	20 Linty,Etienne	0:14,318	29 Skjellerup,Oliver	0:13,903
18 14 Tröger,Tim	0:46,679	56 Cuman,Nicolo	0:18,445	12 Schulte,Maximilian	0:14,330	4 Arnold,Felix	0:13,923
19 88 Schmidli,Titus-Shanghai	0:46,845	44 Muth,Lukas	0:18,471	66 Zug,Marius	0:14,336	20 Linty,Etienne	0:13,930
20 32 Dörr,Phil	0:46,861	32 Dörr,Phil	0:18,478	24 Pavlíček,Matěj	0:14,417	14 Tröger,Tim	0:13,974
21 24 Pavlíček,Matěj	0:47,153	45 Read,Tyler	0:18,570	45 Read,Tyler	0:14,425	24 Pavlíček,Matěj	0:14,055
22 31 Meyer Hansen,Mikkel	0:47,292	88 Schmidli,Titus-Shanghai	0:18,581	32 Dörr,Phil	0:14,480	31 Meyer Hansen,Mikkel	0:14,116
23 45 Read,Tyler	0:52,503	31 Meyer Hansen,Mikkel	0:18,674	31 Meyer Hansen,Mikkel	0:14,486	45 Read,Tyler	0:14,172
24 55 Qufaj,David		55 Qufaj,David	0:24,882	55 Qufaj,David	0:19,445	55 Qufaj,David	

Qualifying practice DKM (OK) Group 1 Group 1

Die schnellsten Zeiten

Ort	Nr. Fahrername	Streckenl.	Zeit	Ø Speed
Ziel	42 Maloney,Zane	1200 m	0:46,134	93,6 km/h
Sektion 1	42 Maloney,Zane	531 m	0:18,203	105,0 km/h
Sektion 2	18 Rosso,Andrea	390 m	0:14,122	99,4 km/h
Sektion 3	42 Maloney,Zane	279 m	0:13,699	73,3 km/h

	Smr.42 Maloney,Zane BRB Ricky Flynn Motorsport	Smr.13 Tauscher,Alexander DEU Lanari Racing Team	Smr.38 Buis,Bastian DNK RS Competition	Smr.39 Thompson,Harry GBR Ricky Flynn Motorsport	Smr.77 Tramnitz,Tim DEU KSM Schumacher Racing Team
	theoretisch mögliche Bestzeit 0:46,055	theoretisch mögliche Bestzeit 0:46,287	theoretisch mögliche Bestzeit 0:46,268	theoretisch mögliche Bestzeit 0:46,241	theoretisch mögliche Bestzeit 0:46,323
best	Ziel Sektion 1 Sektion 2 Sektion 3 0:46,134 0:18,203 0:14,153 0:13,699	Ziel Sektion 1 Sektion 2 Sektion 3 0:46,287 0:18,300 0:14,204 0:13,783	Ziel Sektion 1 Sektion 2 Sektion 3 0:46,296 0:18,228 0:14,199 0:13,841	Ziel Sektion 1 Sektion 2 Sektion 3 0:46,297 0:18,239 0:14,149 0:13,853	Ziel Sektion 1 Sektion 2 Sektion 3 0:46,323 0:18,285 0:14,198 0:13,840
Runde 1	0:59,329 0:19,457 0:15,049 0:24,823	0:48,974 0:19,827 0:15,034 0:14,113	0:51,156 0:21,247 0:15,420 0:14,489	1:04,479 0:26,965 0:19,057 0:18,457	0:58,351 0:20,555 0:19,733 0:18,063
Runde 2	0:52,030 0:19,475 0:17,988 0:14,567	0:47,599 0:18,700 0:14,731 0:14,168	0:46,867 0:18,445 0:14,327 0:14,095	0:48,864 0:20,078 0:14,597 0:14,189	0:49,352 0:19,905 0:15,408 0:14,039
Runde 3	0:46,471 0:18,371 0:14,294 0:13,806	0:46,731 0:18,407 0:14,354 0:13,970	0:47,531 0:18,684 0:14,931 0:13,916	0:46,944 0:18,476 0:14,445 0:14,023	0:46,807 0:18,457 0:14,440 0:13,910
Runde 4	0:46,221 0:18,255 0:14,201 0:13,765	0:46,631 0:18,447 0:14,291 0:13,893	0:46,296 0:18,250 0:14,205 0:13,841	0:46,621 0:18,349 0:14,329 0:13,943	0:46,774 0:18,361 0:14,542 0:13,871
Runde 5	0:46,134 0:18,261 0:14,174 0:13,699	0:46,549 0:18,317 0:14,292 0:13,940	0:46,486 0:18,240 0:14,400 0:13,846	0:46,413 0:18,293 0:14,267 0:13,853	0:46,323 0:18,285 0:14,198 0:13,840
Runde 6	0:46,182 0:18,203 0:14,153 0:13,826	0:46,287 0:18,300 0:14,204 0:13,783	0:46,298 0:18,228 0:14,199 0:13,871	0:46,297 0:18,239 0:14,149 0:13,909	0:46,618 0:18,301 0:14,371 0:13,946
Runde 7					

Qualifying practice DKM (OK) Group 1 Group 1

Die schnellsten Zeiten

Ort	Nr. Fahrername	Zeit	Streckenk.	Ø Speed
Ziel	42 Maloney,Zane	0:46,134	1200 m	93,6 km/h
Sektion 1	42 Maloney,Zane	0:18,203	531 m	105,0 km/h
Sektion 2	18 Rosso,Andrea	0:14,122	390 m	99,4 km/h
Sektion 3	42 Maloney,Zane	0:13,699	279 m	73,3 km/h

	Stmr.30 Haverkort,Kas NLD Zonardi racing team	Stmr.66 Zug,Marius DEU TB Racing Team	Stmr.36 Van Der Helm,Tijmen NLD KSM Schumacher Racing Team	Stmr.18 Rosso,Andrea ITA CRG Holland	Stmr.49 Van Berlo,Glenn NLD LENNOX RACING TEAM
	theoretisch mögliche Bestzeit 0:46,306	theoretisch mögliche Bestzeit 0:46,359	theoretisch mögliche Bestzeit 0:46,362	theoretisch mögliche Bestzeit 0:46,354	theoretisch mögliche Bestzeit 0:46,361
best	Ziel Sektion 1 Sektion 2 Sektion 3 0:46,350 0:18,262 0:14,218 0:13,826	Ziel Sektion 1 Sektion 2 Sektion 3 0:46,360 0:18,242 0:14,336 0:13,781	Ziel Sektion 1 Sektion 2 Sektion 3 0:46,393 0:18,266 0:14,246 0:13,850	Ziel Sektion 1 Sektion 2 Sektion 3 0:46,393 0:18,400 0:14,122 0:13,832	Ziel Sektion 1 Sektion 2 Sektion 3 0:46,418 0:18,333 0:14,222 0:13,806
Runde 1	1:01,740 0:20,147 0:19,293 0:22,300	0:49,643 0:20,392 0:14,981 0:14,270	1:04,776 0:24,657 0:19,706 0:20,413	0:58,152 0:21,487 0:17,767 0:18,898	1:04,454 0:25,654 0:19,139 0:19,661
Runde 2	0:50,318 0:21,576 0:14,741 0:14,001	0:51,660 0:18,558 0:14,665 0:18,437	0:53,824 0:24,701 0:15,024 0:14,099	0:56,256 0:27,088 0:15,259 0:13,909	0:56,796 0:27,799 0:14,925 0:14,072
Runde 3	0:46,568 0:18,369 0:14,373 0:13,826	0:47,119 0:18,524 0:14,519 0:14,076	0:46,882 0:18,484 0:14,470 0:13,928	0:46,786 0:18,518 0:14,388 0:13,880	0:46,689 0:18,485 0:14,364 0:13,840
Runde 4	0:46,357 0:18,262 0:14,261 0:13,834	0:46,729 0:18,296 0:14,454 0:13,979	0:46,547 0:18,299 0:14,360 0:13,888	0:46,796 0:18,400 0:14,435 0:13,961	0:46,466 0:18,333 0:14,309 0:13,824
Runde 5	0:46,350 0:18,302 0:14,218 0:13,830	0:46,492 0:18,294 0:14,336 0:13,862	0:46,393 0:18,266 0:14,246 0:13,881	0:46,552 0:18,418 0:14,302 0:13,832	0:46,418 0:18,390 0:14,222 0:13,806
Runde 6	0:50,066 0:18,310 0:16,412 0:15,344	0:46,360 0:18,242 0:14,337 0:13,781	0:46,401 0:18,294 0:14,257 0:13,850	0:46,393 0:18,406 0:14,122 0:13,865	0:46,657 0:18,362 0:14,343 0:13,952
Runde 7					

Qualifying practice DKM (OK) Group 1 Group 1

Die schnellsten Zeiten			
Ort	Nr. Fahrername	Streckenkil.	Ø Speed
Ziel	42 McInoney,Zane	1200 m	93,6 km/h
Sektion 1	42 McInoney,Zane	531 m	105,0 km/h
Sektion 2	18 Rosso,Andrea	390 m	99,4 km/h
Sektion 3	42 McInoney,Zane	279 m	73,3 km/h

	Snr.34 Saarijärvi,Frans-Emil FIN KOSKI MOTORSPORT			Snr.4 Arnold,Felix DEU KSM Schumacher Racing Team			Snr.29 Skjellerup,Oliver DNK Robert Schlunssen			Snr.44 Muth,Lukas CHE KSB RACING TEAM			Snr.20 Limy,Etienne ITA EMILIA KART SRL					
	theoretisch mögliche Bestzeit	Sektion 2	Sektion 3	theoretisch mögliche Bestzeit	Sektion 2	Sektion 3	theoretisch mögliche Bestzeit	Sektion 2	Sektion 3	theoretisch mögliche Bestzeit	Sektion 2	Sektion 3	theoretisch mögliche Bestzeit	Sektion 2	Sektion 3			
best	0:46,435	0:18,307	0:14,270	0:14,815	0:14,286	0:13,858	0:46,466	0:18,328	0:14,174	0:13,923	0:46,528	0:18,247	0:14,278	0:13,903	0:46,606	0:18,343	0:14,318	0:13,930
Runde 1	0:48,350	0:19,249	0:14,815	0:17,955	0:14,401	0:13,923	0:49,734	0:19,579	0:17,955	0:14,401	0:47,734	0:20,357	0:15,102	0:14,275	0:49,996	0:19,585	0:15,190	0:15,221
Runde 2	0:47,454	0:18,673	0:14,521	0:14,433	0:14,104	0:13,956	0:47,260	0:18,723	0:14,433	0:14,104	0:47,162	0:19,522	0:14,439	0:14,201	0:50,924	0:22,103	0:14,725	0:14,096
Runde 3	0:46,768	0:18,438	0:14,374	0:14,266	0:13,991	0:13,956	0:46,685	0:18,428	0:14,266	0:13,991	0:46,959	0:18,477	0:14,453	0:14,029	0:46,838	0:18,531	0:14,371	0:13,936
Runde 4	0:46,676	0:18,440	0:14,274	0:14,400	0:13,923	0:13,962	0:46,691	0:18,368	0:14,400	0:13,923	0:46,786	0:18,337	0:14,463	0:13,986	0:46,691	0:18,380	0:14,381	0:13,930
Runde 5	0:46,583	0:18,383	0:14,328	0:14,174	0:13,964	0:13,872	0:46,466	0:18,328	0:14,174	0:13,964	0:46,536	0:18,247	0:14,278	0:14,011	0:46,606	0:18,343	0:14,318	0:13,945
Runde 6	0:46,435	0:18,307	0:14,270	0:14,355	0:13,970	0:13,858	0:46,698	0:18,373	0:14,355	0:13,970	0:46,528	0:18,305	0:14,320	0:13,903	0:47,476	0:18,358	0:15,137	0:13,981
Runde 7																		



Qualifying practice DKM (OK) Group 1 Group 1

Die schnellsten Zeiten

Ort	Nr. Fahrername	Zeit	Streckenk.	Ø Speed
Ziel	42 Maloney,Zane	0:46,134	1200 m	93,6 km/h
Sektion 1	42 Maloney,Zane	0:18,203	531 m	105,0 km/h
Sektion 2	18 Rosso,Andrea	0:14,122	390 m	99,4 km/h
Sektion 3	42 Maloney,Zane	0:13,699	279 m	73,3 km/h

	Smr.56 Cuman,Nicolo ITA				Smr.12 Schulte,Maximilian DEU				Smr.14 Tröger,Tim DEU				Smr.88 Schmidli,Tinus-Shanghai CHE				Smr.32 Dörr,Phil DEU			
	Ronni Leopoldo Cuman		Solgat Motorsport		Mach1 Motorsport		S.R.T. Motorsport		TB Racing Team		S.R.T. Motorsport		TB Racing Team		S.R.T. Motorsport		TB Racing Team			
	theoretisch mögliche Bestzeit 0:46,594		theoretisch mögliche Bestzeit 0:46,596		theoretisch mögliche Bestzeit 0:46,619		theoretisch mögliche Bestzeit 0:46,771		theoretisch mögliche Bestzeit 0:46,824		theoretisch mögliche Bestzeit 0:46,771		theoretisch mögliche Bestzeit 0:46,824		theoretisch mögliche Bestzeit 0:46,824		theoretisch mögliche Bestzeit 0:46,824			
best	Ziel	Sektion 1	Sektion 2	Sektion 3	Ziel	Sektion 1	Sektion 2	Sektion 3	Ziel	Sektion 1	Sektion 2	Sektion 3	Ziel	Sektion 1	Sektion 2	Sektion 3	Ziel	Sektion 1	Sektion 2	Sektion 3
Runde 1	0:51,028	0:21,045	0:14,299	0:13,850	0:46,630	0:18,437	0:14,330	0:13,829	0:46,679	0:18,348	0:14,297	0:13,974	0:46,845	0:18,581	0:14,306	0:13,884	0:46,861	0:18,478	0:14,480	0:13,866
Runde 2	0:47,647	0:18,867	0:14,773	0:14,007	0:48,955	0:19,645	0:14,981	0:14,329	0:54,230	0:22,177	0:15,965	0:16,088	0:48,998	0:19,756	0:15,106	0:14,136	0:52,393	0:19,894	0:15,456	0:17,043
Runde 3	0:47,214	0:18,677	0:14,505	0:14,032	0:47,530	0:18,732	0:14,585	0:14,213	0:51,061	0:21,963	0:14,682	0:14,416	0:47,495	0:18,788	0:14,591	0:14,116	0:52,459	0:23,295	0:15,044	0:14,120
Runde 4	0:47,312	0:18,601	0:14,658	0:14,053	0:47,658	0:18,777	0:14,467	0:14,414	0:47,076	0:19,521	0:14,480	0:14,075	0:46,845	0:18,600	0:14,361	0:13,884	0:47,253	0:18,658	0:14,589	0:14,006
Runde 5	0:46,842	0:18,609	0:14,380	0:13,853	0:46,938	0:18,533	0:14,432	0:13,973	0:46,689	0:18,418	0:14,297	0:13,974	0:46,986	0:18,609	0:14,464	0:13,913	0:47,077	0:18,647	0:14,496	0:13,934
Runde 6	0:46,607	0:18,445	0:14,312	0:13,850	0:46,630	0:18,437	0:14,364	0:13,829	0:46,679	0:18,348	0:14,330	0:14,001	0:46,890	0:18,581	0:14,306	0:14,003	0:46,861	0:18,478	0:14,480	0:13,903
Runde 7	0:46,656	0:18,486	0:14,299	0:13,871	0:46,722	0:18,489	0:14,330	0:13,903	0:47,054	0:18,408	0:14,474	0:14,172	0:47,371	0:18,697	0:14,388	0:14,286	0:47,213	0:18,810	0:14,537	0:13,866
Runde 8	0:46,899	0:18,604	0:14,364	0:13,931																

Qualifying practice DKM (DK) Group 1 Group 1

Die schnellsten Zeiten

Ort	Nr. Fahrername	Zeit	Streckenl.	Ø Speed
Ziel	42 Maloney,Zane	0:46,134	1200 m	93,6 km/h
Sektion 1	42 Maloney,Zane	0:18,203	531 m	105,0 km/h
Sektion 2	18 Rosso,Andrea	0:14,122	390 m	99,4 km/h
Sektion 3	42 Maloney,Zane	0:13,699	279 m	73,3 km/h

	Smr.24 Pavlíček,Maréj CZE PRAGA VMS RACING theoretisch mögliche Bestzeit 0:46,904	Smr.31 Meyer,Hansen,Mikkel DNK Racing Motor DK theoretisch mögliche Bestzeit 0:47,276	Smr.45 Reed,Tyler GBR Ricky Flynn Motorsport theoretisch mögliche Bestzeit 0:47,167	Smr.55 Qufajj,David DEU KSB RACING TEAM theoretisch mögliche Bestzeit 0:44,327
best	Ziel Sektion 1 Sektion 2 Sektion 3 0:47,153 0:18,432 0:14,417 0:14,055	Ziel Sektion 1 Sektion 2 Sektion 3 0:47,292 0:18,674 0:14,486 0:14,116	Ziel Sektion 1 Sektion 2 Sektion 3 0:52,503 0:18,570 0:14,425 0:14,172	Ziel Sektion 1 Sektion 2 Sektion 3 0:24,882 0:19,445
Runde 1	0:51,846 0:20,626 0:16,093 0:15,127	0:50,561 0:20,853 0:15,454 0:14,254	1:04,354 0:23,768 0:21,342 0:19,244	0:24,882 0:19,445
Runde 2	0:48,439 0:18,900 0:14,946 0:14,593	0:47,558 0:18,674 0:14,747 0:14,137	0:52,503 0:23,628 0:14,703 0:14,172	
Runde 3	0:50,110 0:20,546 0:15,302 0:14,262	0:47,292 0:18,690 0:14,486 0:14,116	0:19,570 0:14,425	
Runde 4	0:47,153 0:18,578 0:14,520 0:14,055	0:18,881		
Runde 5	0:47,380 0:18,432 0:14,549 0:14,399			
Runde 6	0:47,228 0:18,571 0:14,448 0:14,209			
Runde 7	0:47,364 0:18,485 0:14,417 0:14,462			
Runde 8				

free practice DKM (OK) Group 2

Strecke / track: 1200m

started: 23 classified: 23 not classified: 0

Doc. 6

Pos	Str. Nr.	Fahrer Driver	Nation	Bewerber/Sponsor	Nation	Lizenz / B-Lizenz	Chassis/Motor/Reifen	Runden Laps	Gesamtzeit Differenz	Abstand Gap	beste Runde best Lap	in R. in L.	o Geschw. o Speed
1	46	Nielsen, Nicklas		KSM Schumacher Racing Team		31727 KBF1067587	Tony Kart / Vortex / Vega	15			0:46,017	13	93,9 km/h
2	15	Maisch, Luca		TB Racing Team		IKC 1154306 KBF 1116906	Kart Republic / Iame / Vega	14	0:00,306	0:00,306	0:46,323	14	93,3 km/h
3	7	Enders, Paul		RTG Kartsport		IKCR 1141749 KBF 1166823	CRG / Iame / Vega	15	0:00,320	0:00,014	0:46,337	14	93,2 km/h
4	86	Sasse, Hugo		TB Racing Team		IKCR 1147248 KBF 1116906	Kart Republic / Iame / Vega	14	0:00,393	0:00,073	0:46,410	12	93,1 km/h
5	57	Coluccio, Luigi		BIREL ART RACING KSW		344161 BK102	BirelART / Tm Racing / Vega	14	0:00,417	0:00,024	0:46,434	13	93,0 km/h
6	41	Skocdopole, Dan		Ricky Flynn Motorsport		919 162392	FA Alonso / Vortex / Vega	16	0:00,452	0:00,035	0:46,469	16	93,0 km/h
7	11	Ferati, Jasin		KSM Schumacher Racing Team		502257 KBF 1067587	Tony Kart / Vortex / Vega	15	0:00,457	0:00,005	0:46,474	15	93,0 km/h
8	8	Liwski, David		Mach1 Motorsport		35786 KBF 1005514	Mach1 / Parilla Iame OK / Vega	17	0:00,475	0:00,018	0:46,492	16	92,9 km/h
9	10	O' dey, Levi		KSM Schumacher Racing Team		IKCR 1164486 KBF 1067587	Tony Kart / Vortex / Vega	14	0:00,495	0:00,020	0:46,512	14	92,9 km/h
10	19	Tröger, Niels		RTG Kartsport		IKC 1139697 KBF 1166823	CRG / Iame / Vega	14	0:00,525	0:00,030	0:46,542	12	92,8 km/h
11	16	Volz, Rico		RS-Motorsport		IKC 1154071 KBF 1104126	CRG / Iame / Vega	13	0:00,540	0:00,015	0:46,557	13	92,8 km/h
12	33	Kortelainen, Rasmus		KOSKI MOTORSPORT		34745739 50054310	Tony Kart / Vortex / Vega	13	0:00,543	0:00,003	0:46,560	13	92,8 km/h
13	22	Fritsch, Valentino		BIREL ART RACING KSW		IKB 1173038 BK 102	BirelART / TM / Vega	16	0:00,587	0:00,044	0:46,604	16	92,7 km/h
14	40	Fusen, Jan David		Solgat Motorsport		IKC 1137577 KBF 1079882	BirelArt / TM / Vega	15	0:00,681	0:00,094	0:46,698	13	92,5 km/h
15	17	Füngeling, Luke		Valier Motorsport		IKC 1136804 KBF 1063735	SODI / Iame / Vega	16	0:00,688	0:00,007	0:46,705	15	92,5 km/h
16	25	Hansen, Mads E		TK Racing		39007 52208	FA Kart / IAME / Vega	14	0:00,769	0:00,081	0:46,786	11	92,3 km/h
17	9	Mendez, Juan Diego		EMILIA KART SRL		079 295453	BirelArt / Iame / Vega	15	0:00,876	0:00,107	0:46,893	15	92,1 km/h
18	51	Pedersen, Nicolai		Brian Pedersen		65102 65885	Kosmic / Vortex / Vega	15	0:01,009	0:00,133	0:47,026	15	91,9 km/h
19	27	Born, Miklas		Innovative Competition		505145 500033	Exprit / Vortex / Vega	13	0:01,481	0:00,472	0:47,498	10	91,0 km/h
20	23	Pros, Frantisek		PRAGA VMS RACING		18 SA0105 18 AT 00031	PRAGA / TM / Vega	13	0:01,611	0:00,130	0:47,628	9	90,7 km/h
21	52	Di Prima, Livio		Solgat Motorsport		12345 KBF1079882	BirelART / IAME / Vega	13	0:01,896	0:00,285	0:47,913	10	90,2 km/h
22	54	Lehtonen, Henri		KOSKI MOTORSPORT		28654661 50054310	Tony Kart / Vortex / Vega	12	0:02,176	0:00,280	0:48,193	12	89,6 km/h
23	21	Anderrüti, Leandro		S.R.T. Motorsport		500212 500063	OTK / Vortex / Vega	2	0:02,286	0:00,110	0:48,303	2	89,4 km/h

Rennleitung: Kai Medefind Racedirektor: Thomas Lainer

Sportkommissare: Th. Ferrero / U. Bell / H. Seidel / P. Acerbi

Techn. Kommissare: H-J./ M. Grasshoff / C. Schmidt / D. Pietzko / M. Somera / A. Mazzanti

Zeitnahme: KART-DATA timing service Franz Schieszler / Martin Summerer



free practice DKM (OK) Group 2

Strecke / track: 1200 started: 23 classified: 23 not classified: 0

Fahrername Driver	Nielsen Nicklas	Maisch Luca	Enders Paul	Sasse Hugo	Coluccio Luigi	Skodopole Dan	Ferrati Jasin	Liwinski David	O' dey Levi	Tröger Niels	Volz Rico	Kortelainen Rasmus
schnellste Runde in Runde	0:46,017 Rn. 13	0:46,323 Rn. 14	0:46,337 Rn. 14	0:46,410 Rn. 12	0:46,434 Rn. 13	0:46,469 Rn. 16	0:46,474 Rn. 15	0:46,492 Rn. 16	0:46,512 Rn. 14	0:46,542 Rn. 12	0:46,557 Rn. 13	0:46,560 Rn. 13
Speed	93,9 km/h	93,3 km/h	93,2 km/h	93,1 km/h	93,0 km/h	93,0 km/h	93,0 km/h	92,9 km/h	92,9 km/h	92,8 km/h	92,8 km/h	92,8 km/h
Lap 1	0:51,512	0:51,257	0:49,591	0:50,974	0:56,904	0:49,161	0:49,406	0:48,816	0:50,154	0:49,725	0:49,287	0:50,765
Lap 2	0:48,411	0:48,712	0:47,976	0:48,022	0:49,953	0:53,174	0:48,591	0:47,576	0:48,723	0:47,847	0:47,686	0:48,010
Lap 3	0:47,101	0:47,592	0:47,187	0:47,277	0:48,730	0:47,882	0:47,099	0:47,429	0:47,239	0:47,241	0:48,215	0:47,548
Lap 4	0:46,616	0:46,849	0:46,856	0:46,918	0:46,682	0:47,735	0:47,426	0:46,889	0:46,903	0:46,799	0:47,189	0:46,959
Lap 5	0:46,480	0:46,654	0:46,764	0:46,681	0:46,528	0:49,829	0:46,828	0:46,639	0:46,805	0:47,422	5:08,627	0:46,932
Lap 6	0:46,371	0:46,826	0:47,527	0:46,591	2:58,499	0:47,147	0:46,892	0:46,527	0:46,789	0:48,991	0:56,454	0:46,797
Lap 7	0:47,792	4:39,804	3:27,995	0:47,202	0:49,119	0:47,065	3:25,954	0:46,778	4:14,840	0:46,708	0:49,596	0:46,989
Lap 8	3:57,643	0:49,565	0:49,301	3:44,175	0:47,475	0:47,131	0:51,222	0:46,871	0:49,834	4:21,293	0:47,101	2:53,840
Lap 9	0:50,524	0:46,944	0:47,816	0:49,253	0:50,619	2:16,823	0:48,182	1:42,901	0:47,893	0:48,334	0:46,857	0:51,823
Lap 10	0:47,728	0:46,608	0:46,653	0:47,553	0:46,605	0:48,730	0:47,083	0:46,804	0:48,141	0:47,187	0:46,710	0:52,569
Lap 11	0:46,484	0:46,446	0:46,551	0:46,913	0:46,465	0:51,037	0:46,931	0:46,679	0:46,697	0:46,679	0:46,638	0:50,761
Lap 12	0:46,085	0:46,445	0:46,642	0:46,410	0:46,508	0:47,671	0:46,672	0:46,805	0:46,567	0:46,542	0:46,627	0:46,849
Lap 13	0:46,017	0:46,380	1:17,062	0:46,484	0:46,434	0:46,711	0:46,821	0:47,107	0:46,650	0:46,582	0:46,557	0:46,560
Lap 14	0:46,446	0:46,323	0:46,337	0:47,819	0:46,796	0:46,580	0:49,501	0:47,455	0:46,512	0:46,580		
Lap 15	0:48,748		0:46,404			0:46,582	0:46,474	0:46,806				
Lap 16						0:46,469		0:46,492				
Lap 17						0:46,743		0:46,743				



free practice DKM (OK) Group 2

Strecke / track: 1200 started: 23 classified: 23 not classified: 0

Fahrername Driver	Fritsch Valentino	Fusen Jan David	Füngeling Luke	Hansen Mads E	Mendez Juan Diego	Pedersen Nicolaï	Born Miklas	Pros Frantisek	Di Prima Livio	Lehtonen Henri	Anderrüti Leandro
schnellste Runde in Runde	0:46,604 Rn. 16	0:46,698 Rn. 13	0:46,705 Rn. 15	0:46,786 Rn. 11	0:46,893 Rn. 15	0:47,026 Rn. 15	0:47,498 Rn. 10	0:47,628 Rn. 9	0:47,913 Rn. 10	0:48,193 Rn. 12	0:48,303 Rn. 2
Speed	92,7 km/h	92,5 km/h	92,5 km/h	92,3 km/h	92,1 km/h	91,9 km/h	91,0 km/h	90,7 km/h	90,2 km/h	89,6 km/h	89,4 km/h
Lap 1	0:50,035	0:49,770	0:51,136	0:51,558	2:10,659	0:52,629	0:50,762	0:50,446	0:51,202	0:53,823	0:49,919
Lap 2	0:48,016	0:49,749	0:48,231	0:55,332	0:47,912	0:48,401	0:48,650	0:48,279	0:51,281	0:50,897	0:48,303
Lap 3	0:47,180	0:47,722	0:47,509	0:47,718	0:47,712	0:47,985	0:47,905	0:47,891	0:49,256	0:49,139	
Lap 4	0:47,002	0:47,253	0:46,853	0:47,548	0:47,181	0:47,559	0:47,719	0:53,617	0:49,667	0:49,274	
Lap 5	0:46,778	0:47,032	0:46,773	0:47,190	0:47,327	0:47,235	4:11,364	0:47,716	0:48,910	3:36,226	
Lap 6	0:46,737	3:04,181	0:46,756	4:23,544	0:47,365	0:47,081	0:47,885	0:47,654	0:47,948	0:49,390	
Lap 7	2:58,622	0:49,821	0:46,923	0:49,305	0:47,317	0:47,318	0:47,766	2:32,173	0:48,040	0:48,754	
Lap 8	0:49,806	0:47,971	2:21,247	0:47,506	0:47,641	1:36,643	0:47,979	0:47,700	0:48,003	0:48,557	
Lap 9	0:48,415	0:47,577	0:50,085	0:47,164	1:30,593	0:48,306	0:47,624	0:47,709	0:47,947	0:48,319	
Lap 10	0:47,862	0:46,907	0:48,838	0:46,886	0:49,262	0:47,117	0:47,498	0:47,709	0:47,913	0:48,288	
Lap 11	0:47,058	0:46,920	0:47,758	0:46,786	0:47,440	0:47,179	0:47,792	0:48,046	0:48,650	0:48,791	
Lap 12	0:46,769	0:46,995	0:47,010	0:46,923	0:47,181	0:47,437	0:47,520	0:47,629	0:49,021	0:48,193	
Lap 13	0:46,723	0:46,698	0:46,855	0:47,295	0:46,902	0:47,384	0:47,834	0:48,061	0:48,769		
Lap 14	0:46,733	0:46,713	0:46,873	0:46,920	0:46,941	0:47,141					
Lap 15	0:46,654	0:46,882	0:46,705		0:46,893	0:47,026					
Lap 16	0:46,604										
Lap 17			0:46,726								

free practice DKM (OK) Group 2 Group 2

Ziel		Sektion 1		Sektion 2		Sektion 3	
Fahrername	Zeit	Fahrername	Zeit	Fahrername	Zeit	Fahrername	Zeit
1 46 Nielsen,Nicklas	0:46,017	46 Nielsen,Nicklas	0:18,219	46 Nielsen,Nicklas		46 Nielsen,Nicklas	
2 15 Maisch,Luca	0:46,323	15 Maisch,Luca	0:18,241	15 Maisch,Luca		15 Maisch,Luca	
3 7 Enders,Paul	0:46,337	57 Colucio,Luigi	0:18,304	7 Enders,Paul		7 Enders,Paul	
4 86 Sasse,Hugo	0:46,410	7 Enders,Paul	0:18,333	86 Sasse,Hugo		86 Sasse,Hugo	
5 57 Colucio,Luigi	0:46,434	8 Liwinski,David	0:18,340	57 Colucio,Luigi		57 Colucio,Luigi	
6 41 Skodopole,Dan	0:46,469	10 O 'dey,Levi	0:18,381	41 Skodopole,Dan		41 Skodopole,Dan	
7 11 Ferati,Jasin	0:46,474	86 Sasse,Hugo	0:18,394	11 Ferati,Jasin		11 Ferati,Jasin	
8 8 Liwinski,David	0:46,492	41 Skodopole,Dan	0:18,394	8 Liwinski,David		8 Liwinski,David	
9 10 O 'dey,Levi	0:46,512	9 Mendez,Juan Diego	0:18,405	10 O 'dey,Levi		10 O 'dey,Levi	
10 19 Tröger,Niels	0:46,542	33 Kortelainen,Rasmus	0:18,410	19 Tröger,Niels		19 Tröger,Niels	
11 16 Volz,Rico	0:46,557	16 Volz,Rico	0:18,418	16 Volz,Rico		16 Volz,Rico	
12 33 Kortelainen,Rasmus	0:46,560	11 Ferati,Jasin	0:18,434	33 Kortelainen,Rasmus		33 Kortelainen,Rasmus	
13 22 Fritsch,Valentino	0:46,604	22 Fritsch,Valentino	0:18,445	22 Fritsch,Valentino		22 Fritsch,Valentino	
14 40 Fusen,Jan David	0:46,698	25 Hansen,Mads E	0:18,446	40 Fusen,Jan David		40 Fusen,Jan David	
15 17 Füngeling,Luke	0:46,705	19 Tröger,Niels	0:18,450	17 Füngeling,Luke		17 Füngeling,Luke	
16 25 Hansen,Mads E	0:46,786	51 Pedersen,Nicolai	0:18,467	25 Hansen,Mads E		25 Hansen,Mads E	
17 9 Mendez,Juan Diego	0:46,893	17 Füngeling,Luke	0:18,505	9 Mendez,Juan Diego		9 Mendez,Juan Diego	
18 51 Pedersen,Nicolai	0:47,026	40 Fusen,Jan David	0:18,510	51 Pedersen,Nicolai		51 Pedersen,Nicolai	
19 27 Born,Miklas	0:47,498	27 Born,Miklas	0:18,585	27 Born,Miklas		27 Born,Miklas	
20 23 Pros,František	0:47,628	23 Pros,František	0:18,711	23 Pros,František		23 Pros,František	
21 52 Di Prima,Livio	0:47,913	52 Di Prima,Livio	0:18,918	52 Di Prima,Livio		52 Di Prima,Livio	
22 54 Lehtonen,Henri	0:48,193	54 Lehtonen,Henri	0:18,977	54 Lehtonen,Henri		54 Lehtonen,Henri	
23 21 Anderrüti,Leandro	0:48,303	21 Anderrüti,Leandro	0:19,073	21 Anderrüti,Leandro		21 Anderrüti,Leandro	

free practice DKM (OK) Group 2 Group 2

Die schnellsten Zeiten

Ort	Nr. Fahrername	Streckenl.	Zeit	Ø Speed
Ziel	46 Nielsen,Nicklas	1200 m	0:46,017	93,9 km/h
Sektion 1	46 Nielsen,Nicklas	531 m	0:18,219	104,9 km/h
Sektion 2	0	390 m	0:00,000	0,0 km/h
Sektion 3	0	279 m	0:00,000	0,0 km/h

	Smr.46 Nielsen,Nicklas DNK KSM Schumacher Racing Team theoretisch mögliche Bestzeit 0:18,219 Ziel Sektion 1 Sektion 2 Sektion 3	Smr.15 Maisch,Luca DEU TB Racing Team theoretisch mögliche Bestzeit 0:18,241 Ziel Sektion 1 Sektion 2 Sektion 3	Smr.7 Enders,Paul DEU RTG Kartsport theoretisch mögliche Bestzeit 0:18,333 Ziel Sektion 1 Sektion 2 Sektion 3	Smr.86 Sasse,Hugo DEU TB Racing Team theoretisch mögliche Bestzeit 0:18,394 Ziel Sektion 1 Sektion 2 Sektion 3	Smr.57 Coluccio,Luigi ITA BIREL ART RACING KSW theoretisch mögliche Bestzeit 0:18,304 Ziel Sektion 1 Sektion 2 Sektion 3
best	0:46,017 0:18,219	0:46,323 0:18,241	0:46,337 0:18,333	0:46,410 0:18,394	0:46,434 0:18,304
Runde 1	0:51,512 0:21,186	0:51,257 0:21,085	0:49,591 0:19,820	0:50,974 0:21,297	0:56,904 0:27,252
Runde 2	0:48,411 0:19,481	0:48,712 0:19,445	0:47,976 0:19,171	0:48,022 0:18,897	0:49,953 0:18,589
Runde 3	0:47,101 0:18,647	0:47,592 0:18,987	0:47,187 0:18,709	0:47,277 0:18,728	0:48,730 0:18,444
Runde 4	0:46,616 0:18,450	0:46,849 0:18,381	0:46,856 0:18,559	0:46,918 0:18,498	0:46,682 0:18,451
Runde 5	0:46,480 0:18,374	0:46,654 0:18,421	0:46,764 0:18,475	0:46,681 0:18,477	0:46,528 0:18,363
Runde 6	0:46,371 0:18,326	0:46,826 0:18,478	0:47,527 0:18,525	0:46,591 0:18,493	0:46,528 0:18,363
Runde 7	0:47,792 0:18,804	4:39,804 4:05,418	3:27,995 2:54,776	0:47,202 0:18,812	2:58,499 2:23,674
Runde 8	3:57,643 3:25,407	0:49,565 0:20,182	0:49,301 0:19,451	3:44,175 3:09,443	0:49,119 0:19,725
Runde 9	0:50,524 0:20,680	0:46,944 0:18,551	0:47,816 0:18,767	0:49,253 0:19,896	0:47,475 0:18,670
Runde 10	0:47,728 0:19,061	0:46,608 0:18,398	0:46,653 0:18,422	0:47,553 0:18,641	0:50,619 0:20,001
Runde 11	0:46,484 0:18,411	0:46,446 0:18,355	0:46,551 0:18,446	0:46,913 0:18,510	0:46,605 0:18,424
Runde 12	0:46,085 0:18,253	0:46,445 0:18,407	0:46,642 0:18,446	0:46,410 0:18,394	0:46,465 0:18,351
Runde 13	0:46,017 0:18,232	0:46,380 0:18,327	1:17,062 0:48,836	0:46,484 0:18,432	0:46,508 0:18,304
Runde 14	0:46,446 0:18,219	0:46,323 0:18,241	0:46,337 0:18,359	0:47,819 0:18,498	0:46,434 0:18,348
Runde 15	0:48,748 0:18,724		0:46,404 0:18,333		0:46,796 0:18,565
Runde 16					

free practice DKM (OK) Group 2 Group 2

Die schnellsten Zeiten

Ort	Nr. Fahrername	Zeit	Streckenl.	Ø Speed
Ziel	46 Nielsen, Nicklas	0:46,017	1200 m	93,9 km/h
Sektion 1	46 Nielsen, Nicklas	0:18,219	531 m	104,9 km/h
Sektion 2	0	0:00,000	390 m	0,0 km/h
Sektion 3	0	0:00,000	279 m	0,0 km/h

	Stmr.41 Skodopole, Dan CZE Ricky Flynn Motorsport theoretisch mögliche Bestzeit 0:18,394	Stmr.11 Ferati, Jasin CHE KSM Schumacher Racing Team theoretisch mögliche Bestzeit 0:18,434	Stmr.8 Liwinski, David NLD Mach1 Motorsport theoretisch mögliche Bestzeit 0:18,340	Stmr.10 O'dey, Levi DEU KSM Schumacher Racing Team theoretisch mögliche Bestzeit 0:18,381	Stmr.19 Tröger, Niels DEU RTG Kartsport theoretisch mögliche Bestzeit 0:18,450
best	Ziel Sektion 1 Sektion 2 Sektion 3 0:46,469 0:18,394	Ziel Sektion 1 Sektion 2 Sektion 3 0:46,474 0:18,434	Ziel Sektion 1 Sektion 2 Sektion 3 0:46,492 0:18,340	Ziel Sektion 1 Sektion 2 Sektion 3 0:46,512 0:18,381	Ziel Sektion 1 Sektion 2 Sektion 3 0:46,542 0:18,450
Runde 1	0:49,161 0:19,488	0:49,406 0:19,685	0:48,816 0:19,559	0:50,154 0:20,129	0:49,725 0:19,946
Runde 2	0:53,174 0:19,641	0:48,591 0:19,639	0:47,576 0:18,852	0:48,723 0:18,873	0:47,847 0:18,995
Runde 3	0:47,882 0:18,748	0:47,099 0:18,683	0:47,429 0:18,554	0:47,239 0:18,745	0:47,241 0:18,783
Runde 4	0:47,735 0:18,712	0:47,426 0:18,555	0:46,889 0:18,574	0:46,903 0:18,523	0:46,799 0:18,523
Runde 5	0:49,829 0:18,871	0:46,828 0:18,529	0:46,639 0:18,431	0:46,805 0:18,532	0:47,422 0:18,512
Runde 6	0:47,147 0:18,684	0:46,892 0:18,498	0:46,527 0:18,427	0:46,789 0:18,497	0:48,991 0:20,018
Runde 7	0:47,065 0:18,635	3:25,954 2:51,132	0:46,778 0:18,435	4:14,840 3:42,021	0:46,708 0:18,482
Runde 8	0:47,131 0:18,617	0:51,222 0:20,584	0:46,871 0:18,610	0:49,834 0:19,514	4:21,293 3:47,844
Runde 9	2:16,823 1:44,374	0:48,182 0:19,056	1:42,901 1:12,912	0:47,893 0:19,072	0:48,334 0:19,161
Runde 10	0:48,730 0:19,274	0:47,083 0:18,596	0:46,804 0:18,567	0:48,141 0:19,053	0:47,187 0:18,764
Runde 11	0:51,037 0:21,686	0:46,931 0:18,582	0:46,679 0:18,487	0:46,697 0:18,400	0:46,679 0:18,535
Runde 12	0:47,671 0:18,781	0:46,672 0:18,443	0:46,805 0:18,433	0:46,567 0:18,441	0:46,542 0:18,450
Runde 13	0:46,711 0:18,545	0:46,821 0:18,469	0:47,107 0:18,518	0:46,650 0:18,410	0:46,582 0:18,512
Runde 14	0:46,580 0:18,426	0:49,501 0:20,484	0:47,455 0:18,496	0:46,512 0:18,381	0:46,580 0:18,465
Runde 15	0:46,582 0:18,448	0:46,474 0:18,434	0:46,806 0:18,340		
Runde 16	0:46,469 0:18,394		0:46,492 0:18,473		
Runde 17			0:46,743 0:18,378		

free practice DKM (OK) Group 2 Group 2

Die schnellsten Zeiten

Ort	Nr. Fahrername	Zeit	Streckenl.	Ø Speed
Ziel	46 Nielsen,Nicklas	0:46,017	1200 m	93,9 km/h
Sektion 1	46 Nielsen,Nicklas	0:18,219	531 m	104,9 km/h
Sektion 2	0	0:00,000	390 m	0,0 km/h
Sektion 3	0	0:00,000	279 m	0,0 km/h

	Smr.16 Volz,Rico DEU RS-Motorsport		Smr.33 Korrelainen,Rasmus FIN KOSKI MOTORSPORT		Smr.22 Fritsch,Valentino DEU BIREL ART RACING KSW		Smr.40 Fusen,Jan David DEU Solgat Motorsport		Smr.17 Füngeling,Luke DEU Valter Motorsport	
	theoretisch mögliche Bestzeit	Ziel	theoretisch mögliche Bestzeit	Ziel	theoretisch mögliche Bestzeit	Ziel	theoretisch mögliche Bestzeit	Ziel	theoretisch mögliche Bestzeit	Ziel
best	0:46,557	0:18,418	0:46,560	0:18,410	0:46,604	0:18,445	0:46,698	0:18,510	0:46,705	0:18,505
Runde 1	0:49,287	0:19,692	0:50,765	0:20,632	0:50,035	0:19,645	0:49,770	0:19,827	0:51,136	0:20,202
Runde 2	0:47,686	0:18,810	0:48,010	0:19,224	0:48,016	0:18,920	0:49,749	0:19,670	0:48,231	0:19,051
Runde 3	0:48,215	0:18,668	0:47,548	0:18,813	0:47,180	0:18,673	0:47,722	0:18,880	0:47,509	0:18,775
Runde 4	0:47,189	0:18,535	0:46,959	0:18,561	0:47,002	0:18,584	0:47,253	0:18,734	0:46,853	0:18,516
Runde 5	5:08,627	4:32,649	0:46,932	0:18,562	0:46,778	0:18,445	0:47,032	0:18,574	0:46,773	0:18,600
Runde 6	0:56,454	0:21,973	0:46,797	0:18,503	0:46,737	0:18,514	3:04,181	2:29,969	0:46,756	0:18,615
Runde 7	0:49,596	0:20,556	0:46,989	0:18,478	2:58,622	2:24,983	0:49,821	0:19,982	0:46,923	0:18,510
Runde 8	0:47,101	0:18,662	2:53,840	2:18,469	0:49,806	0:19,920	0:47,971	0:19,090	2:21,247	1:47,752
Runde 9	0:46,857	0:18,581	0:51,823	0:20,414	0:48,415	0:18,954	0:47,577	0:18,765	0:50,085	0:19,814
Runde 10	0:46,710	0:18,526	0:52,569	0:20,286	0:47,862	0:19,155	0:46,907	0:18,651	0:48,838	0:19,013
Runde 11	0:46,638	0:18,421	0:50,761	0:21,419	0:47,058	0:18,665	0:46,920	0:18,595	0:47,758	0:18,938
Runde 12	0:46,627	0:18,418	0:46,849	0:18,559	0:46,769	0:18,569	0:46,995	0:18,664	0:47,010	0:18,691
Runde 13	0:46,557	0:18,462	0:46,560	0:18,410	0:46,723	0:18,489	0:46,698	0:18,510	0:46,855	0:18,585
Runde 14				0:18,415	0:46,733	0:18,486	0:46,713	0:18,532	0:46,873	0:18,576
Runde 15					0:46,654	0:18,461	0:46,882	0:18,548	0:46,705	0:18,542
Runde 16					0:46,604	0:18,457			0:46,726	0:18,505
Runde 17										

free practice DKM (OK) Group 2 Group 2

Die schnellsten Zeiten

Ort	Nr. Fahrername	Zeit	Streckenl.	Ø Speed
Ziel	46 Nielsen,Nicklas	0:46,017	1200 m	93,9 km/h
Sektion 1	46 Nielsen,Nicklas	0:18,219	531 m	104,9 km/h
Sektion 2	0	0:00,000	390 m	0,0 km/h
Sektion 3	0	0:00,000	279 m	0,0 km/h

	Smr.25 Hansen,Mads E DNK TK Racing theoretisch mögliche Bestzeit 0:18,446	Smr.9 Mendez,Juan Diego PAN EMILIA KART SRL theoretisch mögliche Bestzeit 0:18,405	Smr.51 Pedersen,Nicolai DNK Brian Pedersen theoretisch mögliche Bestzeit 0:18,467	Smr.27 Born,Miklas CHE Innovative Competition theoretisch mögliche Bestzeit 0:18,585	Smr.23 Pros,Framisek CZE PRAGA VMS RACING theoretisch mögliche Bestzeit 0:18,711
best	0:46,786	0:46,893	0:47,026	0:47,498	0:47,628
Runde 1	0:51,558	2:10,659	0:52,629	0:50,762	0:50,446
Runde 2	0:55,332	0:47,912	0:48,401	0:48,650	0:48,279
Runde 3	0:47,718	0:47,712	0:47,985	0:47,905	0:47,891
Runde 4	0:47,548	0:47,181	0:47,559	0:47,719	0:53,617
Runde 5	0:47,190	0:47,327	0:47,235	4:11,364	0:47,716
Runde 6	4:23,544	0:47,365	0:47,081	0:47,885	0:47,654
Runde 7	0:49,305	0:47,317	0:47,318	0:47,766	2:32,173
Runde 8	0:47,506	0:48,622	1:36,643	0:47,979	0:47,700
Runde 9	0:47,164	1:30,593	0:48,306	0:47,624	0:47,628
Runde 10	0:46,886	0:49,262	0:47,117	0:47,498	0:47,709
Runde 11	0:46,786	0:47,440	0:47,179	0:47,792	0:48,046
Runde 12	0:46,973	0:47,181	0:47,437	0:47,520	0:47,629
Runde 13	0:47,295	0:46,902	0:47,384	0:47,834	0:48,061
Runde 14	0:46,920	0:46,941	0:47,141	0:47,790	0:48,791
Runde 15		0:46,893	0:47,026		
Runde 16		0:18,405	0:18,509		

free practice DKM (OK) Group 2 Group 2

Die schnellsten Zeiten

Ort	Nr. Fahrername	Zeit	Streckenl.	Ø Speed
Ziel	46 Nielsen, Nicklas	0:46,017	1200 m	93,9 km/h
Sektion 1	46 Nielsen, Nicklas	0:18,219	531 m	104,9 km/h
Sektion 2	0	0:00,000	390 m	0,0 km/h
Sektion 3	0	0:00,000	279 m	0,0 km/h

Stm.52 Di Primo,Livio CHE Solgat Motorsport		Stm.54 Lehtonen, Henri FIN KOSKI MOTORSPORT		Stm.21 Anderrüti, Leandro CHE S.R.T. Motorsport		
theoretisch mögliche Bestzeit 0:18,918		theoretisch mögliche Bestzeit 0:18,977		theoretisch mögliche Bestzeit 0:19,073		
best	Ziel	Sektion 1	Sektion 2	Sektion 3	Ziel	
Runde 1	0:47,913	0:18,918	0:48,193	0:18,977	0:48,303	0:19,073
Runde 2	0:51,202	0:20,248	0:53,823	0:20,634	0:49,919	0:19,885
Runde 3	0:51,281	0:21,509	0:50,897	0:20,793	0:48,303	0:19,088
Runde 4	0:49,256	0:19,468	0:49,139	0:19,533		0:19,073
Runde 5	0:49,667	0:19,325	0:49,274	0:19,164		
Runde 6	0:48,910	0:19,481	3:36,226	3:03,849		
Runde 7	0:47,948	0:18,918	0:49,390	0:19,506		
Runde 8	0:48,040	0:19,200	0:48,754	0:19,366		
Runde 9	0:48,003	0:18,927	0:48,557	0:19,335		
Runde 10	0:47,947	0:19,009	0:48,319	0:19,146		
Runde 11	0:47,913	0:18,928	0:48,288	0:19,137		
Runde 12	0:48,650	0:19,294	0:48,791	0:19,093		
Runde 13	0:49,021	0:19,191	0:48,193	0:18,977		
Runde 14	0:48,769	0:19,131				

Strecke / track: 1200m

started: 24 classified: 24 not classified: 0

Doc. 5

Pos	Str. Nr.	Fahrer Driver	Nation	Bewerber/Sponsor	Nation	Lizenz / B-Lizenz	Chassis/Motor/Beifen	Runden Laps	Gesamtzeit Differenz	Abstand Gap	beste Runde best Lap	In R. in L.	Geschw. o Speed
1	42	Maloney, Zane	GBR	Ricky Flynn Motorsport	GBR	376 162392	FA Kart / Vortex / Vega	14			0:46,129	14	93,7 km/h
2	66	Zug, Marius	DEU	TB Racing Team	DEU	IKC 1153313 KBF 1116906	Kart Republic / Parilla / Vega	13	0:00,228	0:00,228	0:46,357	13	93,2 km/h
3	39	Thompson, Harry	GBR	Ricky Flynn Motorsport	GBR	265302 162392	FA Kart / Vortex / Vega	14	0:00,291	0:00,063	0:46,420	13	93,1 km/h
4	13	Tauscher, Alexander	DEU	Lanari Racing Team	DEU	IKC 1162751 KBF 1159049	Kart Republic / Iame / Vega	15	0:00,306	0:00,015	0:46,435	15	93,0 km/h
5	4	Arnold, Felix	DEU	KSM Schumacher Racing Team	DEU	IKA 1138542 KBF 1067587	Tony Kart / Vortex / Vega	15	0:00,314	0:00,008	0:46,443	15	93,0 km/h
6	30	Haverkort, Kas	NLD	Zanardi racing team	NLD	36154 28613	CRG / TM / Vega	12	0:00,316	0:00,002	0:46,445	10	93,0 km/h
7	45	Read, Tyler	GBR	Ricky Flynn Motorsport	GBR	263149 162392	FA Alonso / Vortex / Vega	15	0:00,329	0:00,013	0:46,458	15	93,0 km/h
8	36	Van Der Helm, Tijmen	NLD	KSM Schumacher Racing Team	DEU	35964 KBF1067587	Tony Kart / Vortex / Vega	15	0:00,347	0:00,018	0:46,476	14	93,0 km/h
9	77	Tramnitz, Tim	DEU	KSM Schumacher Racing Team	DEU	IKCR 1161254 KBF 1067587	Tony Kart / Vortex / Vega	13	0:00,361	0:00,014	0:46,490	11	92,9 km/h
10	38	Buus, Bastian	DNK	RS Competition	DNK	59991 36053	Tony Kart / Vortex / Vega	15	0:00,402	0:00,041	0:46,531	11	92,8 km/h
11	18	Rosso, Andrea	ITA	CRG Holland	NLD	344925 15521	CRG / TM / Vega	16	0:00,439	0:00,037	0:46,568	13	92,8 km/h
12	14	Tröger, Tim	DEU	Mach1 Motorsport	DEU	IKC 1132554 KBF 1005514	Mach1 / Iame / Vega	15	0:00,447	0:00,008	0:46,576	15	92,8 km/h
13	44	Muth, Lukas	CHE	KSB RACING TEAM	AUT	502233 BK 002	Kosmic / Vortex / Vega	15	0:00,518	0:00,071	0:46,647	11	92,6 km/h
14	29	Skjellerup, Oliver	DNK	Robert Schlussen	DNK	58044 36053	Tony Kart / Vortex / Vega	15	0:00,575	0:00,057	0:46,704	14	92,5 km/h
15	34	Saarjärvi, Frans-Emil	FIN	KOSKI MOTORSPORT	FIN	3476557 50054310	Tony Kart / Vortex / Vega	7	0:00,594	0:00,019	0:46,723	7	92,5 km/h
16	88	Schmidli, Titus-Shanghai	CHE	S.R.T. Motorsport	CHE	502418 500062	OTK / Vortex / Vega	15	0:00,625	0:00,031	0:46,754	13	92,4 km/h
17	20	Linty, Etienne	ITA	EMILIA KART SRL	ITA	337697 295453	BirelART / Iame / Vega	8	0:00,735	0:00,110	0:46,864	4	92,2 km/h
18	12	Schulte, Maximilian	DEU	Solgat Motorsport	DEU	IKCR 1153757 KBF 1079882	BirelArt / TM / Vega	14	0:00,793	0:00,058	0:46,922	12	92,1 km/h
19	49	Van Berlo, Glenn	NLD	LENNOX RACING TEAM	ITA	36847 322955	Exprit / Vortex / Vega	10	0:00,958	0:00,165	0:47,087	10	91,7 km/h
20	32	Dörr, Phil	DEU	TB Racing Team	DEU	IKC 1162847 KBF 1116906	Kart Republic / Parilla / Vega	13	0:00,993	0:00,035	0:47,122	11	91,7 km/h
21	55	Qufaj, David	DEU	KSB RACING TEAM	AUT	IKC 1141427 BK 002	Kosmic / Vortex / Vega	15	0:01,071	0:00,078	0:47,200	13	91,5 km/h
22	56	Cuman, Nicolo	ITA	Romni Leopoldo Cuman	ITA	343623 343622	TONY KART / VORTEX / Vega	4	0:01,227	0:00,156	0:47,356	4	91,2 km/h
23	31	Meyer Hansen, Mikkel	DNK	Racing Motor DK	DNK	36477 03587	KALI-KART / TM / Vega	12	0:01,257	0:00,030	0:47,386	8	91,2 km/h
24	24	Pavlíček, Matěj	CZE	PRAGA VMS RACING	CZE	18 AS 0060 18 AT 00031	PRAGA / TM / Vega	16	0:01,412	0:00,155	0:47,541	5	90,9 km/h

Rennleitung: Kai Medefind Racedirektor: Thomas Lainer

Sportkommissare: Th. Ferrero / U. Bell / H. Seidel / P. Acerbi

Techn. Kommissare: H.-J. / M. Grasshoff / C. Schmidt / D. Pietzko / M. Somera / A. Mazzanti

Zeitnahme: KART-DATA timing service Franz Schieszler / Martin Summerer



free practice DKM (OK) Group 1

Strecke / track: 1200 started: 24 classified: 24 not classified: 0

Fahrername Driver	Maloney Zane	Zug Marius	Thompson Harry	Tauscher Alexander	Arnold Felix	Haverkort Kas	Read Tyler	Van Der Helm Tijmen	Tramnitz Tim	Buus Bastian	Rosso Andrea	Tröger Tim
schnellste Runde in Runde	0:46,129 Rn. 14	0:46,357 Rn. 13	0:46,420 Rn. 13	0:46,435 Rn. 15	0:46,443 Rn. 15	0:46,445 Rn. 10	0:46,458 Rn. 15	0:46,476 Rn. 14	0:46,490 Rn. 11	0:46,531 Rn. 11	0:46,568 Rn. 13	0:46,576 Rn. 15
Speed	93,7 km/h	93,2 km/h	93,1 km/h	93,0 km/h	93,0 km/h	93,0 km/h	93,0 km/h	93,0 km/h	92,9 km/h	92,8 km/h	92,8 km/h	92,8 km/h
Lap 1	0:54,379	0:53,515	0:55,974	0:51,940	0:55,970	0:51,444	0:51,596	0:56,309	0:50,990	0:54,796	0:52,125	0:55,110
Lap 2	0:48,642	0:48,618	0:52,481	0:50,030	0:53,944	0:48,665	0:49,941	0:53,006	0:49,442	0:53,808	0:50,557	0:54,057
Lap 3	0:47,153	0:47,761	0:53,976	0:47,159	0:51,188	0:47,161	0:49,356	0:51,280	0:48,849	0:50,742	0:49,342	0:50,920
Lap 4	0:46,791	0:47,169	0:49,205	0:47,002	0:49,398	0:46,953	0:47,448	0:50,289	0:47,125	0:48,971	0:47,949	0:49,944
Lap 5	0:46,606	0:47,851	0:49,229	0:46,925	0:49,082	0:46,711	0:46,945	0:49,115	0:46,676	0:49,036	0:47,320	0:47,580
Lap 6	0:46,883	4:33,749	0:48,320	0:47,114	0:49,077	5:35,824	0:47,088	0:47,977	0:46,631	0:48,397	0:47,557	0:47,269
Lap 7	0:46,725	0:50,734	0:47,429	0:47,064	3:19,666	0:52,732	0:53,961	3:19,821	5:05,193	3:08,282	2:20,521	3:13,493
Lap 8	3:50,214	0:47,559	3:38,049	3:38,337	0:50,081	0:47,268	0:49,460	0:51,739	0:53,316	0:48,366	0:51,120	0:49,909
Lap 9	0:49,660	0:46,764	0:48,600	0:50,058	0:47,933	0:46,740	3:24,180	0:47,849	0:47,644	0:47,229	0:48,670	0:48,945
Lap 10	0:46,892	0:47,062	0:47,079	0:47,520	0:47,744	0:46,445	0:48,365	0:47,954	0:46,747	0:46,597	0:47,347	0:47,131
Lap 11	0:46,515	0:48,390	0:47,067	0:46,840	0:46,633	0:46,915	0:46,968	0:46,838	0:46,490	0:46,531	0:47,222	0:46,897
Lap 12	0:47,383	0:46,711	0:46,660	0:46,952	0:46,952	0:46,841	0:46,829	0:46,561	0:46,956	0:46,621	0:46,787	0:46,769
Lap 13	0:46,205	0:46,357	0:46,420	0:46,719	0:46,478		0:46,580	0:46,591	0:46,554	0:46,699	0:46,568	0:46,941
Lap 14	0:46,129		0:47,097	0:46,518	0:46,520		0:46,645	0:46,476		0:46,569	0:47,364	0:47,899
Lap 15				0:46,435	0:46,443		0:46,458	0:46,691		0:46,603	0:46,827	0:46,576
Lap 16											0:46,644	



free practice DKM (OK) Group 1

Strecke / track: 1200 started: 24 classified: 24 not classified: 0

Fahrername Driver	Murth Lukas	Skjellerup Oliver	Saarijärvi Frans-Emil	Schmidli Titus-Shanghai	Linty Etienne	Schulte Maximilian	Van Berlo Glenn	Dörr Phil	Qufaj David	Cuman Nicolo	Meyer Hansen Mikkel	Pavlicek Matej
schnellste Runde in Runde	0:46,647 Rn. 11	0:46,704 Rn. 14	0:46,723 Rn. 7	0:46,754 Rn. 13	0:46,864 Rn. 4	0:46,922 Rn. 12	0:47,087 Rn. 10	0:47,122 Rn. 11	0:47,200 Rn. 13	0:47,356 Rn. 4	0:47,386 Rn. 8	0:47,541 Rn. 5
Speed	92,6 km/h	92,5 km/h	92,5 km/h	92,4 km/h	92,2 km/h	92,1 km/h	91,7 km/h	91,7 km/h	91,5 km/h	91,2 km/h	91,2 km/h	90,9 km/h
Lap 1	0:50,200	0:51,193	0:50,144	0:54,775	0:49,813	0:52,427	0:57,736	0:55,997	0:59,483	0:53,610	0:53,204	0:51,779
Lap 2	0:49,433	0:50,251	0:47,560	0:51,170	0:48,103	0:48,934	0:52,480	0:53,312	0:54,553	0:48,577	0:51,074	0:50,539
Lap 3	0:47,322	0:47,418	0:46,912	0:48,666	0:47,386	0:48,612	0:49,243	0:53,735	0:52,841	0:47,665	0:49,106	0:50,515
Lap 4	0:47,127	0:47,679	0:46,961	0:47,531	0:46,864	0:47,782	1:57,709	0:48,397	0:51,050	0:47,356	0:48,425	0:47,813
Lap 5	0:46,836	0:47,493	0:46,812	0:47,721	0:47,148	0:47,509	0:49,338	0:47,641	0:49,309	0:47,444	0:47,444	0:47,541
Lap 6	0:47,116	0:47,117	0:46,942	0:47,641	0:47,709	0:56,878	0:48,745	4:16,454	0:48,120	0:47,471	0:47,471	0:47,858
Lap 7	3:32,552	0:47,097	0:46,723	3:25,215	0:47,764	3:25,520	5:40,771	0:52,960	0:47,830	0:47,478	0:47,478	0:47,844
Lap 8	0:48,904	3:25,676	0:48,641	0:49,630	0:47,141	0:52,335	0:50,622	0:48,240	3:00,100	0:47,386	0:47,386	0:48,608
Lap 9	0:47,144	0:48,641	0:48,641	0:48,090	0:47,408	0:48,454	0:47,403	0:47,872	0:49,598	0:54,976	0:54,976	0:50,135
Lap 10	0:46,865	0:47,195	0:47,195	0:47,408	0:47,082	0:47,549	0:47,087	0:47,855	0:48,673	2:09,424	2:09,424	2:05,408
Lap 11	0:46,647	0:47,041	0:47,041	0:47,448	0:47,082	0:47,082	0:47,087	0:47,122	0:47,833	0:53,458	0:53,458	0:47,882
Lap 12	0:46,699	0:46,821	0:46,821	0:46,873	0:46,922	0:46,922	0:47,327	0:47,327	0:47,395	1:48,126	1:48,126	0:47,574
Lap 13	0:46,802	0:46,721	0:46,721	0:46,754	0:46,986	0:46,986	0:47,172	0:47,172	0:47,200	0:47,200	0:47,200	0:47,603
Lap 14	0:46,921	0:46,704	0:46,704	0:47,188	0:51,285	0:51,285			0:47,433	0:47,433	0:47,433	0:48,423
Lap 15	0:46,828	0:46,762	0:46,762	0:46,754					0:47,283	0:47,283	0:47,283	0:48,009
Lap 16												0:47,931

free practice DKM (OK) Group 1 Group 1

Ziel		Sektion 1		Sektion 2		Sektion 3	
Fahrername	Zeit	Fahrername	Zeit	Fahrername	Zeit	Fahrername	Zeit
1 42 Maloney,Zane	0:46,129	39 Thompson,Harry	0:18,257	30 Haverkort,Kas	0:14,235	77 Tramnitz,Tim	0:13,875
2 66 Zug,Marius	0:46,357	66 Zug,Marius	0:18,272	44 Muth,Lukas	0:14,251	42 Maloney,Zane	0:13,881
3 39 Thompson,Harry	0:46,420	42 Maloney,Zane	0:18,299	42 Maloney,Zane	0:14,326	44 Muth,Lukas	0:13,960
4 13 Tauscher,Alexander	0:46,435	45 Read,Tyler	0:18,332	77 Tramnitz,Tim	0:14,342	20 Linty,Etienne	0:13,968
5 4 Arnold,Felix	0:46,443	36 Van Der Helm,Tijmen	0:18,346	13 Tauscher,Alexander	0:14,353	30 Haverkort,Kas	0:13,991
6 30 Haverkort,Kas	0:46,445	30 Haverkort,Kas	0:18,349	34 Saarijärvi,Frans-Emil	0:14,360	13 Tauscher,Alexander	0:14,008
7 45 Read,Tyler	0:46,458	13 Tauscher,Alexander	0:18,356	20 Linty,Etienne	0:14,385	34 Saarijärvi,Frans-Emil	0:14,030
8 36 Van Der Helm,Tijmen	0:46,476	29 Skjellerup,Oliver	0:18,363	29 Skjellerup,Oliver	0:14,412	66 Zug,Marius	0:14,071
9 77 Tramnitz,Tim	0:46,490	4 Arnold,Felix	0:18,370	88 Schmidli,Titus-Shanghai	0:14,464	18 Rosso,Andrea	0:14,082
10 38 Buus,Bastian	0:46,531	77 Tramnitz,Tim	0:18,388	66 Zug,Marius	0:14,488	88 Schmidli,Titus-Shanghai	0:14,117
11 18 Rosso,Andrea	0:46,568	38 Buus,Bastian	0:18,394	18 Rosso,Andrea	0:14,499	39 Thompson,Harry	0:14,152
12 14 Tröger,Tim	0:46,576	14 Tröger,Tim	0:18,396	14 Tröger,Tim	0:14,519	12 Schulte,Maximilian	0:14,158
13 44 Muth,Lukas	0:46,647	18 Rosso,Andrea	0:18,443	12 Schulte,Maximilian	0:14,526	4 Arnold,Felix	0:14,188
14 29 Skjellerup,Oliver	0:46,704	34 Saarijärvi,Frans-Emil	0:18,444	31 Meyer Hansen,Mikkel	0:14,628	29 Skjellerup,Oliver	0:14,260
15 34 Saarijärvi,Frans-Emil	0:46,723	20 Linty,Etienne	0:18,447	45 Read,Tyler	0:14,651	45 Read,Tyler	0:14,262
16 88 Schmidli,Titus-Shanghai	0:46,754	44 Muth,Lukas	0:18,488	24 Pavlicek,Matěj	0:14,663	31 Meyer Hansen,Mikkel	0:14,275
17 20 Linty,Etienne	0:46,864	88 Schmidli,Titus-Shanghai	0:18,518	32 Dörr,Phil	0:14,834	38 Buus,Bastian	0:14,284
18 12 Schulte,Maximilian	0:46,922	55 Qufaj,David	0:18,555	38 Buus,Bastian	0:14,866	24 Pavlicek,Matěj	0:14,310
19 49 Van Berlo,Glenn	0:47,087	12 Schulte,Maximilian	0:18,574	39 Thompson,Harry	0:15,260	36 Van Der Helm,Tijmen	0:14,333
20 32 Dörr,Phil	0:47,122	32 Dörr,Phil	0:18,574	4 Arnold,Felix	0:15,304	14 Tröger,Tim	0:14,333
21 55 Qufaj,David	0:47,200	24 Pavlicek,Matěj	0:18,582	36 Van Der Helm,Tijmen	0:15,423	32 Dörr,Phil	0:14,384
22 56 Cuman,Nicolo	0:47,356	31 Meyer Hansen,Mikkel	0:18,597	49 Van Berlo,Glenn	0:15,571	55 Qufaj,David	0:14,408
23 31 Meyer Hansen,Mikkel	0:47,386	56 Cuman,Nicolo	0:18,725	55 Qufaj,David	0:15,774	49 Van Berlo,Glenn	0:14,512
24 24 Pavlicek,Matěj	0:47,541	49 Van Berlo,Glenn	0:18,776	56 Cuman,Nicolo	19:50,560	56 Cuman,Nicolo	19:18,243

free practice DKM (OK) Group 1 Group 1

Die schnellsten Zeiten			
Ort	Nr. Fahrername	Zeit	Streckenl. ø Speed
Ziel	42 Maloney,Zane	0:46,129	1200 m 93,7 km/h
Sektion 1	39 Thompson,Harry	0:18,257	531 m 104,7 km/h
Sektion 2	30 Haverkort,Kas	0:14,235	390 m 98,6 km/h
Sektion 3	77 Trammitz,Tim	0:13,875	279 m 72,4 km/h

	Smr.42 Maloney,Zane BRB Ricky Flynn Motorsport theoretisch mögliche Bestzeit 0:46,506	Smr.66 Zug,Marius DEU TB Racing Team theoretisch mögliche Bestzeit 0:46,831	Smr.39 Thompson,Harry GBR Ricky Flynn Motorsport theoretisch mögliche Bestzeit 0:47,669	Smr.13 Tauscher,Alexander DEU Lanari Racing Team theoretisch mögliche Bestzeit 0:46,717	Smr.4 Arnold,Felix DEU KSM Schumacher Racing Team theoretisch mögliche Bestzeit 0:47,862
best	Ziel Sektion 1 Sektion 2 Sektion 3 0:46,129 0:18,299 0:14,326 0:13,881	Ziel Sektion 1 Sektion 2 Sektion 3 0:46,357 0:18,272 0:14,488 0:14,071	Ziel Sektion 1 Sektion 2 Sektion 3 0:46,420 0:18,257 0:15,260 0:14,152	Ziel Sektion 1 Sektion 2 Sektion 3 0:46,435 0:18,356 0:14,353 0:14,008	Ziel Sektion 1 Sektion 2 Sektion 3 0:46,443 0:18,370 0:15,304 0:14,188
Runde 1	0:54,379 0:22,765 0:16,929 0:14,685	0:53,515 0:22,753 0:16,328 0:14,434	0:55,974 0:23,792 0:17,335 0:14,847	0:51,940 0:20,536 0:16,858 0:14,546	0:55,970 0:24,208 0:17,128 0:14,634
Runde 2	0:48,642 0:19,669 0:14,852 0:14,121	0:48,618 0:19,497 0:14,769 0:14,352	0:52,481 0:21,530 0:16,664 0:14,287	0:50,030 0:20,181 0:15,499 0:14,350	0:53,944 0:21,441 0:17,464 0:15,039
Runde 3	0:47,153 0:18,618 0:14,469 0:14,066	0:47,761 0:18,848 0:14,714 0:14,199	0:53,976 0:20,857 0:18,001 0:15,118	0:47,159 0:18,679 0:14,413 0:14,067	0:51,188 0:20,562 0:16,100 0:14,526
Runde 4	0:46,791 0:18,477 0:14,387 0:13,927	0:47,169 0:18,610 0:14,488 0:14,071	0:49,205 0:19,793 0:15,260 0:14,152	0:47,002 0:18,602 0:14,358 0:14,042	0:49,398 0:19,906 0:15,304 0:14,188
Runde 5	0:46,606 0:18,399 0:14,326 0:13,881	0:47,851 0:18,770 0:14,971 0:14,110	0:49,229 0:19,986	0:46,925 0:18,564 0:14,353 0:14,008	0:49,082 0:19,900
Runde 6	0:46,883 0:18,652	4:33,749 3:58,185	0:48,320 0:19,569	0:47,114 0:18,630	0:49,077 0:20,444
Runde 7	0:46,725 0:18,493	0:50,734 0:20,491	0:47,429 0:18,900	0:47,064 0:18,589	3:19,666 2:44,164
Runde 8	3:50,214 3:17,273	0:47,559 0:18,779	3:38,049 3:02,715	3:38,337 3:03,029	0:50,081 0:19,789
Runde 9	0:49,660 0:19,913	0:46,764 0:18,441	0:48,600 0:19,443	0:50,058 0:20,155	0:47,933 0:18,686
Runde 10	0:46,892 0:18,599	0:47,062 0:18,346	0:47,079 0:18,611	0:47,520 0:18,815	0:47,744 0:18,581
Runde 11	0:46,515 0:18,431	0:48,390 0:18,487	0:47,067 0:18,375	0:46,840 0:18,470	0:46,633 0:18,516
Runde 12	0:47,383 0:18,787	0:46,711 0:18,349	0:46,660 0:18,373	0:46,952 0:18,561	0:46,952 0:18,534
Runde 13	0:46,205 0:18,363	0:46,357 0:18,272	0:46,420 0:18,298	0:46,719 0:18,522	0:46,478 0:18,390
Runde 14	0:46,129 0:18,299		0:47,097 0:18,257	0:46,518 0:18,448	0:46,520 0:18,403
Runde 15				0:46,435 0:18,356	0:46,443 0:18,370
Runde 16					

free practice DKM (OK) Group 1 Group 1

Die schnellsten Zeiten

Ort	Nr. Fahrername	Streckenl.	Zeit	Ø Speed
Ziel	42 McInley,Zane	1200 m	0:46,129	93,7 km/h
Sektion 1	39 Thompson,Harry	531 m	0:18,257	104,7 km/h
Sektion 2	30 Haverkort,Kas	390 m	0:14,235	98,6 km/h
Sektion 3	77 Tramnitz,Tim	279 m	0:13,875	72,4 km/h

best	Smr.30 Haverkort,Kas NLD Zonardi racing team		Smr.45 Read,Tyler GBR Ricky Flynn Motorsport		Smr.36 Van Der Helm,Tijmen NLD KSM Schumacher Racing Team		Smr.77 Tramnitz,Tim DEU KSM Schumacher Racing Team		Smr.38 Buus,Bastian DNK RS Competition				
	theoretisch mögliche Bestzeit	Ziel	theoretisch mögliche Bestzeit	Ziel	theoretisch mögliche Bestzeit	Ziel	theoretisch mögliche Bestzeit	Ziel	theoretisch mögliche Bestzeit	Ziel			
Runde 1	0:51,444	0:15,395	0:20,162	0:16,479	0:14,955	0:56,309	0:24,227	0:17,059	0:15,023	0:54,796	0:22,237	0:17,446	0:15,113
Runde 2	0:48,665	0:19,054	0:20,020	0:15,494	0:14,427	0:53,006	0:21,115	0:17,379	0:14,512	0:53,808	0:21,980	0:16,966	0:14,862
Runde 3	0:47,161	0:18,711	0:14,448	0:19,916	0:14,505	0:51,280	0:20,900	0:16,086	0:14,344	0:50,742	0:19,775	0:15,844	0:15,123
Runde 4	0:46,953	0:18,581	0:14,381	0:18,535	0:14,262	0:50,289	0:20,533	0:15,423	0:14,333	0:48,971	0:19,821	0:14,866	0:14,284
Runde 5	0:46,711	0:18,462	0:14,235	0:18,457		0:49,115	0:19,937	0:14,676	0:14,333	0:49,036	0:19,812		
Runde 6	5:35,824	5:00,074	0:47,088	0:18,430		0:47,977	0:19,389	0:46,631	0:18,569	0:48,397	0:19,828		
Runde 7	0:52,732	0:21,376	0:53,961	0:18,769		3:19,821	2:39,605	5:05,193	4:31,149	3:08,282	2:35,759		
Runde 8	0:47,268	0:18,722	0:49,460	0:20,592		0:51,739	0:21,304	0:53,316	0:20,758	0:48,366	0:19,111		
Runde 9	0:46,740	0:18,492	3:24,180	2:49,414		0:47,849	0:18,833	0:47,644	0:18,929	0:47,229	0:18,675		
Runde 10	0:46,445	0:18,349	0:48,365	0:19,216		0:47,954	0:18,628	0:46,747	0:18,529	0:46,597	0:18,394		
Runde 11	0:46,915	0:18,486	0:46,968	0:18,426		0:46,838	0:18,554	0:46,490	0:18,435	0:46,531	0:18,398		
Runde 12	0:46,841	0:18,396	0:46,829	0:18,467		0:46,561	0:18,409	0:46,956	0:18,452	0:46,621	0:18,476		
Runde 13			0:46,580	0:18,376		0:46,591	0:18,413	0:46,554	0:18,388	0:46,699	0:18,546		
Runde 14			0:46,645	0:18,518		0:46,476	0:18,406			0:46,569	0:18,412		
Runde 15			0:46,458	0:18,332		0:46,691	0:18,346			0:46,603	0:18,485		
Runde 16													

free practice DKM (OK) Group 1 Group 1

Die schnellsten Zeiten			
Ort	Nr. Fahrername	Streckenl.	Ø Speed
Ziel	42 McInley,Zane	1200 m	93,7 km/h
Sektion 1	39 Thompson,Harry	531 m	104,7 km/h
Sektion 2	30 Haverkort,Kas	390 m	98,6 km/h
Sektion 3	77 Traminitz,Tim	279 m	72,4 km/h

	Smr.18 Rosso,Andrea ITA CRG Holland			Smr.14 Tröger,Tim DEU Mach 1 Motorsport			Smr.44 Muth,Lukas CHE KSB RACING TEAM			Smr.29 Skjellerup,Oliver DNK Robert Schlunssen			Smr.34 Saarijovi,Frans-Emil FIN KOSKI MOTOKSPORT				
	theoretisch mögliche Bestzeit	Sektion 2	Sektion 3	theoretisch mögliche Bestzeit	Sektion 1	Sektion 2	theoretisch mögliche Bestzeit	Sektion 1	Sektion 2	theoretisch mögliche Bestzeit	Sektion 1	Sektion 2	theoretisch mögliche Bestzeit	Sektion 1	Sektion 2	Sektion 3	
best	0:46,568	0:18,443	0:14,082	0:46,576	0:18,396	0:14,519	0:46,647	0:18,488	0:14,251	0:13,960	0:46,704	0:18,363	0:14,412	0:14,260	0:46,723	0:18,444	0:14,030
Runde 1	0:52,125	0:21,608	0:14,555	0:55,110	0:20,398	0:19,987	0:50,200	0:20,735	0:15,033	0:14,432	0:51,193	0:20,090	0:16,550	0:14,553	0:50,144	0:19,933	0:15,500
Runde 2	0:50,557	0:20,318	0:14,864	0:54,057	0:19,665	0:16,939	0:49,433	0:19,175	0:15,958	0:14,300	0:50,251	0:20,688	0:15,303	0:14,260	0:47,560	0:18,878	0:14,572
Runde 3	0:49,342	0:19,435	0:14,900	0:50,920	0:19,007	0:14,519	0:47,322	0:18,782	0:14,580	0:13,960	0:47,418	0:18,630	0:14,523	0:14,265	0:46,912	0:18,522	0:14,110
Runde 4	0:47,949	0:19,100	0:14,139	0:49,944	0:21,075	0:14,536	0:47,127	0:18,653	0:14,382	0:14,092	0:47,679	0:18,547	0:14,779	0:14,353	0:46,961	0:18,484	
Runde 5	0:47,320	0:18,739	0:14,499	0:47,580	0:18,979		0:46,836	0:18,569	0:14,251	0:14,016	0:47,493	0:18,543	0:14,412	0:14,538	0:46,812	0:18,484	
Runde 6	0:47,557	0:19,051		0:47,269	0:18,769		0:47,116	0:18,629			0:47,117	0:18,575			0:46,942	0:18,472	
Runde 7	2:20,521	1:47,740		3:13,493	2:38,550		3:32,552	2:58,428			0:47,097	0:18,520			0:46,723	0:18,444	
Runde 8	0:51,120	0:20,829		0:49,909	0:19,858		0:48,904	0:19,610			3:25,676	2:51,339				0:18,449	
Runde 9	0:48,670	0:19,556		0:48,945	0:19,601		0:47,144	0:18,639			0:48,641	0:19,455					
Runde 10	0:47,347	0:18,744		0:47,131	0:18,632		0:46,865	0:18,569			0:47,195	0:18,664					
Runde 11	0:47,222	0:18,610		0:46,897	0:18,489		0:46,647	0:18,539			0:47,041	0:18,635					
Runde 12	0:46,787	0:18,519		0:46,769	0:18,541		0:46,699	0:18,488			0:46,821	0:18,363					
Runde 13	0:46,568	0:18,449		0:46,941	0:18,526		0:46,802	0:18,587			0:46,721	0:18,414					
Runde 14	0:47,364	0:18,443		0:47,899	0:19,389		0:46,921	0:18,609			0:46,704	0:18,397					
Runde 15	0:46,827	0:18,609		0:46,576	0:18,396		0:46,828	0:18,547			0:46,762	0:18,423					
Runde 16	0:46,644	0:18,478															

free practice DKM (OK) Group 1 Group 1

Die schnellsten Zeiten			
Ort	Nr. Fahrername	Zeit	Ø Speed
Ziel	42 McLooney,Zane	0:46,129	93,7 km/h
Sektion 1	39 Thompson,Harry	0:18,257	104,7 km/h
Sektion 2	30 Haverkort,Kas	0:14,235	98,6 km/h
Sektion 3	77 Traminitz,Tim	0:13,875	72,4 km/h

	Snr.88 Schmidli,Titus-Shanghai CHE		Snr.20 Linty,Etienne ITA		Snr.12 Schulte,Maximilian DEU		Snr.49 Van Berlo,Glenn NLD		Snr.32 Dörr,Phil DEU			
	S.R.T. Motorsport		EMILIA KART SRL		Solgat Motorsport		LENNOX RACING TEAM		TB Racing Team			
	theoretisch mögliche Bestzeit 0:47,099		theoretisch mögliche Bestzeit 0:46,800		theoretisch mögliche Bestzeit 0:47,258		theoretisch mögliche Bestzeit 0:48,859		theoretisch mögliche Bestzeit 0:47,792			
best	Ziel	Sektion 1	Sektion 2	Sektion 3	Ziel	Sektion 1	Sektion 2	Sektion 3	Ziel	Sektion 1	Sektion 2	Sektion 3
Runde 1	0:46,754	0:18,518	0:14,464	0:14,117	0:46,864	0:18,447	0:14,385	0:13,968	0:47,122	0:18,574	0:14,834	0:14,384
Runde 2	0:54,775	0:22,096	0:17,516	0:15,163	0:49,813	0:20,029	0:15,318	0:14,466	0:55,997	0:22,678	0:17,303	0:16,016
Runde 3	0:51,170	0:20,470	0:16,227	0:14,473	0:48,103	0:19,198	0:14,678	0:14,227	0:53,312	0:22,211	0:16,134	0:14,967
Runde 4	0:48,666	0:19,582	0:14,788	0:14,296	0:47,386	0:18,754	0:14,549	0:14,083	0:53,735	0:19,554	0:16,339	0:17,842
Runde 5	0:47,531	0:18,864	0:14,550	0:14,117	0:46,864	0:18,511	0:14,385	0:13,968	0:48,397	0:19,179	0:14,834	0:14,384
Runde 6	0:47,721	0:18,896	0:14,464	0:14,361	0:47,148	0:18,447			0:47,641	0:18,853		
Runde 7	0:47,641	0:18,774			0:47,709	0:19,105			4:16,454	3:41,129		
Runde 8	3:25,215	2:50,057			0:47,764	0:19,393			0:52,960	0:21,575		
Runde 9	0:49,630	0:20,005			0:47,141	0:18,534			0:48,240	0:18,946		
Runde 10	0:48,090	0:18,952			0:20,276				0:47,872	0:18,973		
Runde 11	0:47,408	0:18,815							0:47,855	0:18,581		
Runde 12	0:47,448	0:18,697			0:47,082	0:18,582			0:47,122	0:18,621		
Runde 13	0:46,873	0:18,565			0:46,922	0:18,574			0:47,327	0:18,709		
Runde 14	0:46,754	0:18,518			0:46,986	0:18,651			0:47,172	0:18,574		
Runde 15	0:47,188	0:18,762			0:51,285	0:19,220						
Runde 16	0:46,754	0:18,591										

free practice DKM (OK) Group 1 Group 1

Die schnellsten Zeiten

Ort	Nr. Fahrername	Zeit	Streckenl.	Ø Speed
Ziel	42 McLooney,Zane	0:46,129	1200 m	93,7 km/h
Sektion 1	39 Thompson,Harry	0:18,257	531 m	104,7 km/h
Sektion 2	30 Haverkort,Kas	0:14,235	390 m	98,6 km/h
Sektion 3	77 Trammitz,Tim	0:13,875	279 m	72,4 km/h

	Smr.55 Qufaj,David DEU KSB RACING TEAM theoretisch mögliche Bestzeit 0:48,737	Smr.56 Cuman,Nicolo ITA Ronni Leopoldo Cuman theoretisch mögliche Bestzeit 4:39:27,528	Smr.31 Meyer Hansen,Mikkel DNK Racing Motor DK theoretisch mögliche Bestzeit 0:47,500	Smr.24 Pavlicek,Matěj CZE PRAGA VMS RACING theoretisch mögliche Bestzeit 0:47,555	Ziel					
best	0:47,200	0:18,555	0:15,774	0:14,408	0:14,408					
Runde 1	0:59,483	0:25,480	0:18,562	0:15,441	0:15,441					
Runde 2	0:54,553	0:22,888	0:16,812	0:14,853	0:14,853					
Runde 3	0:52,841	0:22,103	0:16,289	0:14,449	0:14,449					
Runde 4	0:51,050	0:20,868	0:15,774	0:14,408	0:14,408					
Runde 5	0:49,309	0:20,032								
Runde 6	0:48,120	0:19,275								
Runde 7	0:47,830	0:18,906								
Runde 8	3:00,100	2:27,696								
Runde 9	0:49,598	0:19,574								
Runde 10	0:48,673	0:18,880								
Runde 11	0:47,833	0:18,831								
Runde 12	0:47,395	0:18,699								
Runde 13	0:47,200	0:18,727								
Runde 14	0:47,433	0:18,726								
Runde 15	0:47,283	0:18,555								
Runde 16										
			0:53,204	0:21,300	0:16,844	0:15,060	0:51,779	0:20,136	0:16,532	0:15,111
			0:51,074	0:20,393	0:16,243	0:14,438	0:50,539	0:19,939	0:15,640	0:14,960
			0:49,106	0:19,994	0:14,837	0:14,275	0:50,515	0:19,796	0:16,141	0:14,578
			0:48,425	0:18,834	0:14,628	0:14,963	0:47,813	0:18,840	0:14,663	0:14,310
			0:47,444	0:18,597			0:47,541	0:18,620		
			0:47,471	0:18,737			0:47,858	0:18,787		
			0:47,478	0:18,727			0:47,844	0:18,648		
			0:47,386	0:18,754			0:48,608	0:18,937		
			0:54,976	0:22,185			0:50,135	0:19,870		
			2:09,424	1:37,076			2:05,408	1:34,700		
			0:53,458	0:18,978			0:47,882	0:18,836		
			1:48,126	1:17,767			0:47,574	0:18,582		
							0:47,603	0:18,726		
							0:48,423	0:19,077		
							0:48,009	0:19,125		
							0:47,931	0:18,667		