

DKM
DEUTSCHE KART MEISTERSCHAFT

DMSB

Ergebnisse Results DJKM

INT. DMSB

KARTRENNEN LONATO(ITA)

13. - 15. April 2018

- Deutsche Kart Meisterschaft (DKM)
- Deutsche Junioren Kart Meisterschaft (DJKM)
- Deutsche Schaltkart Meisterschaft (DSKM)
- DMSB Schalt Kart Cup (DSKC)

vorläufig - ohne Gewähr

Pos	StNr.	Fahrer	Nation	Bewerber/Sponsor	Nation	Lizenz / B-Lizenz	Siege	Gesamt- punkte	Lonato (ITA)			
									TQ	Heats	Race 1	Race 2
1	138	Askey, Kai	GBR	Ricky Flynn Motorsport	GBR	296774 162392	1	55	10	20	25	
2	119	Trulli, Enzo	ITA	CRG Holland	NLD	37053 15521	1	53	5	15	25	8
3	139	O'sullivan, Zak	GBR	Ricky Flynn Motorsport	GBR	274547 162392		46	3	12	11	20
4	120	Spina, Alfio Andrea	ITA	CRG Holland	NLD	366688 15521		35	9	10	16	
5	124	Højgaard, Mikkel	DNK	KSB RACING TEAM	AUT	53445 BK 002		30	7	16	7	
6	153	Bertini Colla, Leonardo	ITA	CRG Holland	NLD	370635 15521		27	8	6	13	
7	142	Pizzi, Francesco	ITA	BIREL ART RACING S.R.L.	ITA	353078 370004		19	6	13		
8	156	Crawford, Jak	USA	ENERGY CORSE SRL	ITA	K1851-SK-18 295423		18	5	8	5	
9	146	Huang, Xizhang	CHN	CRG Holland	NLD	18 KC 1039 15521		16		5	11	
10	143	Ten Brinke, Thomas	NLD	BIREL ART RACING S.R.L.	ITA	4066Z 370004		14	1	3	10	
11	105	Bergmeister, Jakob	DEU	Schumacher Racing Team	DEU	IKCJ 1156048 KBF 106 75 87		12	3	9		
12	106	Pingasov, Miron	ESP	Team Oakes	GBR	11CRJK-0004- ESP		10		1	9	
13	136	Rees, Matthew	GBR	Ricky Flynn Motorsport	GBR	252931 162392		9		7	2	
14	131	Dörr, Ben	DEU	TB Racing Team	DEU	IKCJ 1162845 KBF 1116906		9	2	4	3	
15	137	Laursen, Conrad	DNK	Ricky Flynn Motorsport	GBR	6323Z 162392		7	1		6	
16	128	Øgaard, Sebastian	DNK	TK Racing	DNK	55995 52208		4			4	
17	140	Scionti, Enzo	USA	CRG Holland	NLD	K1845-SK-18 JK c		4	4			
18	135	Degnbol, Noah	DNK	RS Competition	DNK	65659 36053		3		2	1	

NEU - 2 - NEW

R 17 DJKM (OK-Junior) Race 2

Strecke / track: 1200m fastest Lap Laursen, Conrad at: 0:48,205
 started: 34 classified: 34 not classified: 0 Doc. 2.2

Pos	Str. Nr.	Fahrer / Driver	Nation	Bewerber/Sponsor	Nation	Lizenz / B-Lizenz	Chassis/Motor/Reifen	Points	Runden Laps	Gesamtzeit Differenz	Abstand Gap	beste Runde best Lap	in R. in L.	o Geschw. u Speed
1	138	Askey, Kai	GBR	Ricky Flynn Motorsport	GBR	296774 162392	FA Kart / Vortex / Vega	25	17	13:54,302		0:48,367	14	88 km/h 89,3 km/h
2	139	O'sullivan, Zak	GBR	Ricky Flynn Motorsport	GBR	274547 162392	FA Kart / Vortex / Vega	20	17	13:54,441 0:00,139	0:00,139	0:48,332	15	88 km/h 89,4 km/h
3	120	Spina, Alfio Andrea	ITA	CRG Holland	ITA	366688 15521	CRG / TM / Vega	16	17	13:55,409 0:01,107	0:00,968	0:48,427	14	87,9 km/h 89,2 km/h
4	157	Villa, Edoardo Ludovico	ITA	TBKART srl	ITA	360522 297356	TB-Kart / TM / Vega	*	17	13:56,068 0:01,766	0:00,659	0:48,327	13	87,8 km/h 89,4 km/h
5	153	Bertini Colla, Leonardo	ITA	CRG Holland	ITA	370635 15521	CRG / TM / Vega	13	17	13:57,112 0:02,810	0:01,044	0:48,456	14	87,7 km/h 89,2 km/h
6	146	Huang, Xizhang	CHN	CRG Holland	ITA	18 KC 1035 15521	/ / Vega	11	17	13:57,299 0:02,997	0:00,187	0:48,410	14	87,7 km/h 89,2 km/h
7	143	Ten Brinke, Thomas	NLD	BIREL ART RACING S.R.L.	ITA	40662 370004	BIREL ART / TM / Vega	10	17	13:57,472 0:03,170	0:00,173	0:48,523	13	87,7 km/h 89 km/h
8	106	Pingasov, Miron	ESP	Team Oakes	GBR	IT CRJR-0004-ESP 269892	Exprit / Vortex / Vega	9	17	13:59,206 0:04,904	0:01,734	0:48,542	8	87,5 km/h 89 km/h
9	119	Trulli, Enzo	ITA	CRG Holland	ITA	37053 15521	CRG / TM / Vega	8	17	14:00,029 0:05,727	0:00,823	0:48,349	12	87,4 km/h 89,4 km/h
10	124	Højgaard, Mikkel	DNK	KSB RACING TEAM	AUT	53445 BK 002	Kosmic / Vortex / Vega	7	17	14:00,507 0:06,205	0:00,478	0:48,348	13	87,4 km/h 89,4 km/h
11	137	Laursen, Conrad	DNK	Ricky Flynn Motorsport	GBR	63232 162392	FA Kart / Vortex / Vega	6	17	14:01,399 0:07,897	0:00,892	0:48,205	15	87,3 km/h 89,6 km/h
12	156	Crawford, Jak	USA	ENERGY CORSE SRL	ITA	K1851-SK-18 295423	ENERGY / TM / Vega	5	17	14:01,590 0:07,288	0:00,191	0:48,575	12	87,3 km/h 88,9 km/h
13	128	Øgaard, Sebastian	DNK	TK Racing	DNK	55995 52208	FA Kart / TM Motor / Vega	4	17	14:01,739 0:07,437	0:00,149	0:48,287	13	87,2 km/h 89,5 km/h
14	131	Dörr, Ben	DEU	TB Racing Team	DEU	IKCJ 1162845 KBF 1116906	Kart Republic / Parilla / Vega	3	17	14:01,935 0:07,633	0:00,196	0:48,537	14	87,2 km/h 89 km/h
15	136	Rees, Matthew	GBR	Ricky Flynn Motorsport	GBR	252931 162392	FA Kart / Vortex / Vega	2	17	14:02,049 0:07,747	0:00,114	0:48,557	9	87,2 km/h 89 km/h
16	135	Degnbol, Noah	DNK	RS Competition	DNK	65659 36053	Tony Kart / Vortex / Vega	1	17	14:03,518 0:09,216	0:01,469	0:48,563	9	87,1 km/h 89 km/h
17	160	Haralampiev, Maksim	DEU	Maxim Racing Sport	DEU	IKCJ 1169591 KBF 1167038	EXPRIT / TM / Vega	*	17	14:03,599 0:09,297	0:00,081	0:48,534	15	87,1 km/h 89 km/h
18	152	Soldatov, Maksim	RUS	WARD RACING	SWE	#18533 102	Tonykart / Vortex / Vega	*	17	14:04,189 0:09,887	0:00,590	0:48,491	14	87 km/h 89,1 km/h
19	133	Voncken, Luca	DEU	DS Kartsport	DEU	IKCJ 1153982 KBF 1154357	Mach 1 / TM / Vega	0	17	14:04,745 0:10,443	0:00,556	0:48,658	9	86,9 km/h 88,8 km/h
20	151	Stadsbader, Gilles	BEL	Daems Racing Team	BEL	910062 910430	TonyKart / Vortex / Vega	*	17	14:06,042 0:11,740	0:01,297	0:48,411	13	86,8 km/h 89,2 km/h
21	129	Ploeg, Bart	NLD	Zanardi racing team	NLD	40401 28613	Zanardi / Parilla / Vega	0	17	14:06,327 0:12,025	0:00,285	0:48,424	13	86,8 km/h 89,2 km/h
22	114	Ried, Jonas	DEU	Solgat Motorsport	DEU	IKCJ 1167350 KBF 1079882	Ricciardo / TM / Vega	0	17	14:06,484 0:12,182	0:00,157	0:48,521	13	86,8 km/h 89 km/h
23	126	Dolischka, Jorden	AUT	KSB RACING TEAM	AUT	JK 2107 BK 002	Kosmic / Vortex / Vega	0	17	14:07,002 0:12,700	0:00,518	0:48,657	16	86,7 km/h 88,8 km/h
24	161	Brienza, Joseph	USA	Ward Racing	SWE	K1852-SK-18 JR-C 102	Tonykart / Vortex / Vega	*	17	14:07,386 0:13,084	0:00,384	0:48,697	17	86,7 km/h 88,7 km/h
25	130	Knopp, Josef	CZE	TB Racing Team	DEU	1017 KBF 1116906	Kart Republic / Parilla / Vega	0	17	14:09,142 0:14,840	0:01,756	0:48,459	14	86,5 km/h 89,1 km/h
26	140	Scianti, Enzo	USA	CRG Holland	NLD	K1845-SK-18 JR-C 15521	CRG / TM / Vega	0	17	14:10,965 0:16,663	0:01,823	0:48,435	13	86,3 km/h 89,2 km/h
27	166	Zug, Lilly	DEU	TB Racing Team	DEU	IKCJ 1173305 KBF 1116906	Kart Republic / Parilla / Vega	0	17	14:11,261 0:16,959	0:00,296	0:48,814	17	86,3 km/h 88,5 km/h
28	105	Bergmeister, Jakob	DEU	Schumacher Racing Team	DEU	IKCJ 1156048 KBF 106 75 87	Tony Kart / Vortex / Vega	0	17	14:11,330 0:17,028	0:00,069	0:48,557	13	86,3 km/h 89 km/h
29	125	Karlsson, William	SWE	JP Racing	SWE	20051018587 105	Exprit / Vortex / Vega	0	17	14:12,821 0:18,519	0:01,491	0:49,089	15	86,1 km/h 88 km/h
30	107	Hantke, Nico	DEU	3G Racing	DEU	IKCJ 1145936 KBF 1164077	Tony Kart / Parilla / Vega	0	17	14:14,610 0:20,308	0:01,789	0:48,820	9	85,9 km/h 88,5 km/h
31	109	Mesch, Joel	DEU	KSM Schumacher Racing Team	DEU	IKCJ 1179312 KBF 1067587	Tony Kart / Vortex / Vega	0	15	12:27,499 2 R	2 R	0:48,590	9	86,7 km/h 88,9 km/h
32	159	Pretolani, Nico	ITA	Paolo Pretolani	ITA	359194 359187	Tony Kart / TM / Vega	*	11	9:14,115 6 R	4 R	0:48,877	11	85,8 km/h 88,4 km/h
33	142	Pizzi, Francesco	ITA	BIREL ART RACING S.R.L.	ITA	353078 370004	Birel Art / TM / Vega	0	5	4:07,931 12 R	6 R	0:49,084	5	87,1 km/h 88 km/h
34	116	Zanfari, Suleiman	MAR	LOTUS RACING KARTS	SVN	003/0/201E 0225	Tony Kart / Vortex / Vega	0	5	4:15,131 12 R	0:07,200	0:49,422	3	84,7 km/h 87,4 km/h

SNr. 107,133,137,124 5 sec penalty Frontfiring
 SNr. 105,119 5 sec penalty Pushing
 SNr. 152 10 sec penalty

Rennleitung: Kai Medefind Racedirektor: Thomas Lainer
 Sportkommissare: Th. Ferrero / U. Bell / H. Seidel / P. Acerbi
 Techn. Kommissare: H.-J. Dangers / M. Grasshoff / C. Schmidt / D. Pietzko / M. Somera / A. Mazzanti
 Zeitnahme: KART-DATA timing service Franz Schieszler / Martin Summerer

Zeitnahme / timekeeping
 Franz Schieszler
 Aushangzeit : 14:17:49



R 17 DJKM (OK-Junior) Race 2

Strecke / track: 1200

Fahrenname Driver	Askey Kai	O'sullivan Zak	Spina Alfio Andrea	Edoardo Ludovico	Bertini Colla Leonardo	Huang Xizhang	Ten Brinke Thomas	Pingasov Miron	Trulli Enzo	Højgaard Mikkel	Laurсен Conrad	Crawford Jak
schnellste Runde	0:48,367 Rn. 14	0:48,332 Rn. 15	0:48,427 Rn. 14	0:48,327 Rn. 13	0:48,456 Rn. 14	0:48,410 Rn. 14	0:48,523 Rn. 13	0:48,542 Rn. 8	0:48,349 Rn. 12	0:48,348 Rn. 13	0:48,205 Rn. 15	0:48,575 Rn. 12
Speed	89,3 km/h	89,4 km/h	89,2 km/h	89,4 km/h	89,2 km/h	89,2 km/h	89,0 km/h	89,0 km/h	89,4 km/h	89,4 km/h	89,6 km/h	88,9 km/h
Lap 1	0:50,260	0:50,776	0:50,043	0:51,271	0:51,584	0:51,404	0:51,765	0:52,077	0:50,067	0:50,320	0:51,822	0:52,213
Lap 2	0:50,334	0:49,799	0:50,060	0:49,333	0:49,288	0:49,465	0:49,344	0:49,930	0:49,915	0:50,275	0:49,274	0:49,628
Lap 3	0:49,965	0:50,205	0:50,179	0:49,925	0:49,707	0:50,720	0:50,503	0:50,539	0:49,367	0:52,003	0:50,150	0:50,677
Lap 4	0:48,841	0:48,947	0:48,771	0:49,393	0:49,218	0:49,053	0:49,988	0:49,829	0:49,080	0:48,944	0:49,474	0:49,695
Lap 5	0:49,105	0:48,764	0:49,078	0:48,768	0:48,780	0:48,702	0:48,843	0:48,897	0:49,358	0:48,695	0:48,779	0:49,118
Lap 6	0:48,719	0:48,830	0:48,686	0:49,004	0:48,838	0:49,399	0:49,277	0:48,807	0:49,178	0:49,230	0:48,609	0:48,989
Lap 7	0:49,087	0:49,034	0:48,962	0:48,768	0:48,792	0:49,130	0:48,918	0:49,389	0:49,751	0:48,786	0:48,554	0:49,289
Lap 8	0:48,587	0:49,043	0:48,751	0:49,086	0:48,808	0:48,651	0:48,701	0:48,542	0:49,217	0:48,579	0:48,553	0:48,802
Lap 9	0:48,481	0:49,210	0:48,682	0:49,723	0:49,273	0:48,660	0:48,715	0:48,589	0:48,560	0:48,847	0:48,420	0:48,713
Lap 10	0:48,542	0:48,508	0:48,980	0:48,695	0:48,528	0:49,423	0:48,838	0:48,710	0:48,512	0:48,735	0:48,681	0:49,562
Lap 11	0:48,610	0:48,525	0:48,627	0:49,369	0:48,511	0:48,617	0:48,753	0:48,581	0:48,540	0:48,495	0:48,914	0:49,157
Lap 12	0:48,523	0:48,408	0:48,471	0:48,586	0:48,588	0:48,611	0:48,620	0:48,735	0:48,349	0:48,507	0:48,210	0:48,575
Lap 13	0:48,504	0:48,466	0:48,511	0:48,327	0:48,575	0:48,427	0:48,523	0:48,596	0:48,465	0:48,348	0:48,269	0:48,623
Lap 14	0:48,367	0:48,396	0:48,427	0:48,381	0:48,456	0:48,410	0:48,626	0:48,875	0:48,449	0:48,700	0:48,323	0:48,613
Lap 15	0:48,472	0:48,332	0:48,907	0:48,410	0:48,510	0:48,437	0:48,613	0:49,358	0:48,441	0:48,354	0:48,205	0:49,083
Lap 16	0:49,232	0:48,625	0:48,711	0:49,031	0:49,867	0:48,845	0:48,764	0:48,805	0:49,311	0:48,925	0:49,892	0:49,157
Lap 17	0:49,714	0:49,438	0:50,593	0:48,683	0:49,861	0:49,698	0:48,743	0:48,644	0:49,809	0:48,739	0:48,924	0:50,067

R 17 DJKM (OK-Junior) Race 2

Strecke / track: 1200

Fahrername Driver	Øgaard Sebastian	Dörr Ben	Rees Matthew	Degnbol Noah	Haralampiev Maksim	Soldatov Maksim	Voncken Luca	Stradsbader Gilles	Ploeg Bart	Ried Jonas	Dolischka Jordan	Brienza Joseph
schnellste Runde	0:48,287 Rn. 13	0:48,537 Rn. 14	0:48,557 Rn. 9	0:48,563 Rn. 9	0:48,534 Rn. 15	0:48,491 Rn. 14	0:48,658 Rn. 9	0:48,411 Rn. 13	0:48,424 Rn. 13	0:48,521 Rn. 13	0:48,657 Rn. 16	0:48,697 Rn. 17
Speed	89,5 km/h	89,0 km/h	89,0 km/h	89,0 km/h	89,0 km/h	89,1 km/h	88,8 km/h	89,2 km/h	89,2 km/h	89,0 km/h	88,8 km/h	88,7 km/h
Lap 1	0:52,422	0:51,770	0:51,576	0:52,543	0:52,692	0:49,746	0:51,715	0:53,352	0:52,526	0:52,781	0:52,927	0:53,504
Lap 2	0:49,423	0:50,091	0:49,453	0:53,540	0:50,654	0:50,747	0:49,374	0:51,456	0:51,364	0:50,941	0:50,058	0:49,816
Lap 3	0:50,071	0:50,156	0:49,741	0:49,237	0:49,504	0:49,502	0:49,893	0:49,340	0:50,382	0:49,441	0:49,523	0:49,641
Lap 4	0:49,871	0:49,935	0:49,724	0:49,237	0:49,752	0:48,722	0:49,631	0:49,118	0:48,824	0:49,076	0:49,810	0:50,235
Lap 5	0:48,827	0:49,037	0:48,883	0:49,908	0:49,732	0:48,921	0:48,759	0:50,271	0:49,563	0:50,565	0:49,946	0:49,809
Lap 6	0:48,569	0:48,862	0:49,841	0:49,742	0:51,021	0:49,071	0:48,908	0:50,384	0:49,976	0:49,534	0:49,610	0:54,061
Lap 7	0:49,278	0:49,806	0:49,199	0:49,227	0:49,529	0:48,875	0:49,249	0:48,942	0:48,701	0:49,155	0:48,866	0:48,840
Lap 8	0:48,903	0:49,106	0:48,905	0:48,795	0:48,769	0:48,716	0:48,661	0:49,193	0:49,506	0:48,804	0:49,203	0:48,820
Lap 9	0:48,696	0:48,870	0:48,557	0:48,563	0:48,592	0:48,626	0:48,658	0:48,994	0:49,304	0:48,679	0:48,941	0:48,775
Lap 10	0:48,935	0:48,764	0:49,457	0:49,125	0:48,875	0:48,630	0:49,155	0:48,610	0:48,810	0:48,732	0:49,354	0:48,785
Lap 11	0:48,735	0:49,133	0:49,341	0:48,763	0:48,930	0:48,648	0:49,068	0:48,759	0:48,775	0:49,784	0:50,638	0:48,938
Lap 12	0:48,457	0:48,585	0:48,711	0:48,694	0:48,568	0:48,615	0:49,188	0:48,694	0:48,896	0:48,644	0:49,721	0:48,923
Lap 13	0:48,287	0:48,696	0:48,661	0:48,602	0:48,587	0:48,567	0:48,706	0:48,411	0:48,424	0:48,521	0:49,282	0:49,008
Lap 14	0:48,906	0:48,537	0:49,244	0:48,760	0:48,819	0:48,491	0:49,068	0:48,738	0:48,810	0:49,168	0:48,778	0:48,723
Lap 15	0:49,274	0:48,865	0:49,251	0:48,678	0:48,534	0:48,804	0:49,250	0:48,781	0:48,919	0:49,420	0:48,913	0:49,301
Lap 16	0:49,447	0:49,270	0:50,202	0:48,582	0:48,575	0:49,013	0:49,004	0:48,850	0:48,564	0:48,844	0:48,657	0:48,821
Lap 17	0:50,109	0:50,233	0:49,963	0:48,977	0:48,890	0:49,756	0:48,719	0:49,466	0:49,296	0:49,081	0:48,688	0:48,697

R 17 DJKM (OK-Junior) Race 2

Strecke / track: 1200

Fahrername Driver	Knopp Josef	Scionti Enzo	Zug Lilly	Bergmeister Jakob	Karlsson William	Hantke Nico	Mesch Joel	Pretolani Nico	Pizzi Francesco	Zanfari Suleiman
schnellste Runde in Runde	0:48,459 Rn. 14	0:48,435 Rn. 13	0:48,814 Rn. 17	0:48,557 Rn. 13	0:49,089 Rn. 15	0:48,820 Rn. 9	0:48,590 Rn. 9	0:48,877 Rn. 11	0:49,084 Rn. 5	0:49,422 Rn. 3
Speed	89,1 km/h	89,2 km/h	88,5 km/h	89,0 km/h	88,0 km/h	88,5 km/h	88,9 km/h	88,4 km/h	88,0 km/h	87,4 km/h
Lap 1	0:52,843	0:52,428	0:53,616	0:51,508	0:53,193	0:52,761	0:51,914	0:53,347	0:49,800	0:52,101
Lap 2	0:49,701	0:50,946	0:51,667	0:49,634	0:52,462	0:50,118	0:49,723	0:49,873	0:49,768	0:49,796
Lap 3	0:49,848	0:48,899	0:50,126	0:52,229	0:50,181	0:49,213	0:50,473	0:49,391	0:49,357	0:49,422
Lap 4	0:50,028	0:49,119	0:50,243	0:50,698	0:49,942	0:49,890	0:50,751	0:50,866	0:49,106	0:49,898
Lap 5	0:50,140	0:50,400	0:49,434	0:50,030	0:49,316	0:49,709	0:51,389	0:51,596	0:49,084	0:49,514
Lap 6	0:56,465	0:50,402	0:51,552	0:50,970	0:50,514	0:50,561	0:49,326	0:50,369		
Lap 7	0:49,060	0:48,857	0:49,178	0:48,874	0:49,147	0:49,560	0:49,461	0:49,231		
Lap 8	0:48,652	0:48,890	0:49,190	0:48,856	0:49,206	0:49,564	0:48,880	0:49,036		
Lap 9	0:49,223	0:48,694	0:49,170	0:48,917	0:49,518	0:48,820	0:48,590	0:49,101		
Lap 10	0:48,835	0:48,949	0:48,934	0:48,967	0:49,225	0:48,865	0:49,262	0:48,970		
Lap 11	0:49,192	0:49,262	0:49,577	0:49,051	0:49,373	0:49,856	0:49,050	0:48,877		
Lap 12	0:48,739	0:48,551	0:48,821	0:49,613	0:49,209	0:50,563	0:48,714			
Lap 13	0:48,926	0:48,435	0:49,210	0:48,557	0:50,101	0:48,900	0:48,748			
Lap 14	0:48,459	0:48,923	0:48,839	0:50,250	0:49,338	0:48,959	0:49,121			
Lap 15	0:48,493	0:48,989	0:48,955	0:48,678	0:49,089	0:48,826	0:48,995			
Lap 16	0:48,982	0:54,702	0:49,388	0:48,815	0:49,274	0:49,451				
Lap 17	0:48,558	0:48,693	0:48,814	0:49,539	0:49,455	0:48,947				

R 17 DJKM (OK-Junior) Race 2

Ziel		Sektion 1		Sektion 2		Sektion 3	
Fahrername	Zeit	Fahrername	Zeit	Fahrername	Zeit	Fahrername	Zeit
1 137 Laursen,Conrad	0:48,205	137 Laursen,Conrad	0:18,939	157 Villa,Edoardo Ludovico	0:14,695	137 Laursen,Conrad	0:14,461
2 128 Øgaard,Sebastian	0:48,287	128 Øgaard,Sebastian	0:18,969	128 Øgaard,Sebastian	0:14,711	146 Huang,Xizhang	0:14,474
3 157 Villa,Edoardo Ludovico	0:48,327	140 Scionti,Enzo	0:19,021	137 Laursen,Conrad	0:14,727	138 Askey,Kai	0:14,477
4 139 O' sullivan,Zak	0:48,332	139 O' sullivan,Zak	0:19,026	138 Askey,Kai	0:14,748	124 Hejgaard,Mikkel	0:14,481
5 124 Hejgaard,Mikkel	0:48,348	106 Pingasov,Miron	0:19,031	129 Ploeg,Bart	0:14,750	139 O' sullivan,Zak	0:14,486
6 119 Trulli,Enzo	0:48,349	124 Hejgaard,Mikkel	0:19,035	153 Bertini Colla,Leonardo	0:14,766	106 Pingasov,Miron	0:14,493
7 138 Askey,Kai	0:48,367	119 Trulli,Enzo	0:19,047	139 O' sullivan,Zak	0:14,769	128 Øgaard,Sebastian	0:14,499
8 146 Huang,Xizhang	0:48,410	136 Rees,Matthew	0:19,050	119 Trulli,Enzo	0:14,776	153 Bertini Colla,Leonardo	0:14,504
9 151 Stadsbader,Gilles	0:48,411	130 Knopp,Josef	0:19,054	152 Soldatov,Maksim	0:14,776	151 Stadsbader,Gilles	0:14,504
10 129 Ploeg,Bart	0:48,424	160 Haralampiev,Maksim	0:19,060	120 Spina,Alfio Andrea	0:14,778	126 Dolischka,Jorden	0:14,505
11 120 Spina,Alfio Andrea	0:48,427	138 Askey,Kai	0:19,063	146 Huang,Xizhang	0:14,786	130 Knopp,Josef	0:14,506
12 140 Scionti,Enzo	0:48,435	157 Villa,Edoardo Ludovico	0:19,074	124 Hejgaard,Mikkel	0:14,789	143 Ten Brinke,Thomas	0:14,510
13 153 Bertini Colla,Leonardo	0:48,456	131 Dörr,Ben	0:19,074	105 Bergmeister,Jakob	0:14,800	160 Haralampiev,Maksim	0:14,513
14 130 Knopp,Josef	0:48,459	126 Dolischka,Jorden	0:19,074	136 Rees,Matthew	0:14,801	140 Scionti,Enzo	0:14,515
15 152 Soldatov,Maksim	0:48,491	151 Stadsbader,Gilles	0:19,075	151 Stadsbader,Gilles	0:14,810	156 Crawford,Jak	0:14,520
16 114 Ried,Jonas	0:48,521	120 Spina,Alfio Andrea	0:19,077	135 Degnbol,Noah	0:14,813	157 Villa,Edoardo Ludovico	0:14,524
17 143 Ten Brinke,Thomas	0:48,523	129 Ploeg,Bart	0:19,078	106 Pingasov,Miron	0:14,824	152 Soldatov,Maksim	0:14,525
18 160 Haralampiev,Maksim	0:48,534	109 Mesch,Joel	0:19,080	114 Ried,Jonas	0:14,824	119 Trulli,Enzo	0:14,533
19 131 Dörr,Ben	0:48,537	135 Degnbol,Noah	0:19,086	131 Dörr,Ben	0:14,831	120 Spina,Alfio Andrea	0:14,533
20 106 Pingasov,Miron	0:48,542	161 Brienza,Joseph	0:19,089	143 Ten Brinke,Thomas	0:14,837	129 Ploeg,Bart	0:14,537
21 136 Rees,Matthew	0:48,557	133 Voncken,Luca	0:19,100	140 Scionti,Enzo	0:14,838	131 Dörr,Ben	0:14,540
22 105 Bergmeister,Jakob	0:48,557	146 Huang,Xizhang	0:19,102	156 Crawford,Jak	0:14,839	114 Ried,Jonas	0:14,543
23 135 Degnbol,Noah	0:48,563	114 Ried,Jonas	0:19,104	161 Brienza,Joseph	0:14,844	135 Degnbol,Noah	0:14,570
24 156 Crawford,Jak	0:48,575	153 Bertini Colla,Leonardo	0:19,116	133 Voncken,Luca	0:14,851	166 Zug,Lilly	0:14,575
25 109 Mesch,Joel	0:48,590	152 Soldatov,Maksim	0:19,127	160 Haralampiev,Maksim	0:14,855	107 Hamtke,Nico	0:14,583
26 126 Dolischka,Jorden	0:48,657	156 Crawford,Jak	0:19,139	109 Mesch,Joel	0:14,875	105 Bergmeister,Jakob	0:14,590
27 133 Voncken,Luca	0:48,658	105 Bergmeister,Jakob	0:19,155	130 Knopp,Josef	0:14,880	159 Pretolani,Nico	0:14,595
28 161 Brienza,Joseph	0:48,697	143 Ten Brinke,Thomas	0:19,164	107 Hamtke,Nico	0:14,890	125 Karlsson,William	0:14,597
29 166 Zug,Lilly	0:48,814	166 Zug,Lilly	0:19,211	126 Dolischka,Jorden	0:14,893	109 Mesch,Joel	0:14,597
30 107 Hamtke,Nico	0:48,820	107 Hamtke,Nico	0:19,217	159 Pretolani,Nico	0:14,936	133 Voncken,Luca	0:14,615
31 159 Pretolani,Nico	0:48,877	159 Pretolani,Nico	0:19,235	166 Zug,Lilly	0:14,980	142 Pizzi,Francesco	0:14,632
32 142 Pizzi,Francesco	0:49,084	116 Zanfari,Suleiman	0:19,315	125 Karlsson,William	0:14,997	161 Brienza,Joseph	0:14,635
33 125 Karlsson,William	0:49,089	125 Karlsson,William	0:19,329	116 Zanfari,Suleiman	0:15,008	136 Rees,Matthew	0:14,637
34 116 Zanfari,Suleiman	0:49,422	142 Pizzi,Francesco	0:19,370	142 Pizzi,Francesco	0:15,040	116 Zanfari,Suleiman	0:14,836

R 17 DKM (OK-Junior) Race 2

Die schnellsten Zeiten

Ort	Nr. Fahrername	Zeit	Streckenk.	Ø Speed
Ziel	137 Laursen, Conrad	0:48,205	1200 m	89,6 km/h
Sektion 1	137 Laursen, Conrad	0:18,939	531 m	100,9 km/h
Sektion 2	157 Villa, Edoardo Ludovico	0:14,695	390 m	95,5 km/h
Sektion 3	137 Laursen, Conrad	0:14,461	279 m	69,5 km/h

	Smr.152 Soldatov, Maksim RUS WARD RACING				Smr.138 Askey, Kai GBR Ricky Flynn Motorsport				Smr.139 O'sullivan, Zak GBR Ricky Flynn Motorsport				Smr.119 Trulli, Enzo ITA CRG Holland				Smr.120 Spina, Alfio Andrea ITA CRG Holland			
	theoretisch mögliche Bestzeit	Ziel	Sektion 1	Sektion 3	theoretisch mögliche Bestzeit	Ziel	Sektion 1	Sektion 3	theoretisch mögliche Bestzeit	Ziel	Sektion 1	Sektion 3	theoretisch mögliche Bestzeit	Ziel	Sektion 1	Sektion 3	theoretisch mögliche Bestzeit	Ziel	Sektion 1	Sektion 3
best	0:48,491	0:19,127	0:14,776	0:14,525	0:48,367	0:19,063	0:14,748	0:14,477	0:48,332	0:19,026	0:14,769	0:14,486	0:48,349	0:19,047	0:14,769	0:14,533	0:48,427	0:19,077	0:14,778	0:14,533
Runde 1	0:49,746	0:19,731	0:15,102	0:14,913	0:50,260	0:20,239	0:15,168	0:14,853	0:50,776	0:20,747	0:15,246	0:14,783	0:50,067	0:19,579	0:15,160	0:15,328	0:50,043	0:20,033	0:15,209	0:14,801
Runde 2	0:50,747	0:19,388	0:15,153	0:16,206	0:50,334	0:19,276	0:15,123	0:15,935	0:49,799	0:19,217	0:15,036	0:15,546	0:49,915	0:19,486	0:15,043	0:15,386	0:50,060	0:19,356	0:15,113	0:15,591
Runde 3	0:49,502	0:19,578	0:15,150	0:14,774	0:49,965	0:19,327	0:15,358	0:15,280	0:50,205	0:19,527	0:15,247	0:15,431	0:49,367	0:19,452	0:15,076	0:14,839	0:50,179	0:20,052	0:15,213	0:14,914
Runde 4	0:48,722	0:19,189	0:14,832	0:14,701	0:48,841	0:19,292	0:14,864	0:14,685	0:48,947	0:19,183	0:14,957	0:14,807	0:49,080	0:19,317	0:15,006	0:14,757	0:48,771	0:19,209	0:14,920	0:14,642
Runde 5	0:48,921	0:19,184	0:14,891	0:14,846	0:49,105	0:19,208	0:14,839	0:15,058	0:48,764	0:19,160	0:14,887	0:14,717	0:49,358	0:19,327	0:15,011	0:15,020	0:49,078	0:19,197	0:14,948	0:14,933
Runde 6	0:49,071	0:19,196	0:15,141	0:14,734	0:48,719	0:19,190	0:14,964	0:14,565	0:48,830	0:19,193	0:14,982	0:14,655	0:49,178	0:19,256	0:15,204	0:14,718	0:48,686	0:19,186	0:14,928	0:14,572
Runde 7	0:48,875	0:19,262	0:14,903	0:14,710	0:49,087	0:19,243	0:14,975	0:14,869	0:49,034	0:19,193	0:14,964	0:14,877	0:49,751	0:19,668	0:14,970	0:15,113	0:48,962	0:19,296	0:14,975	0:14,691
Runde 8	0:48,716	0:19,222	0:14,829	0:14,665	0:48,587	0:19,124	0:14,833	0:14,630	0:49,043	0:19,221	0:14,882	0:14,940	0:49,217	0:19,408	0:14,898	0:14,911	0:48,751	0:19,246	0:14,878	0:14,627
Runde 9	0:48,626	0:19,174	0:14,828	0:14,624	0:48,481	0:19,112	0:14,773	0:14,596	0:49,210	0:19,687	0:14,907	0:14,616	0:48,560	0:19,208	0:14,783	0:14,569	0:48,682	0:19,190	0:14,875	0:14,617
Runde 10	0:48,630	0:19,200	0:14,828	0:14,602	0:48,542	0:19,182	0:14,771	0:14,589	0:48,508	0:19,105	0:14,808	0:14,595	0:48,512	0:19,089	0:14,777	0:14,646	0:48,980	0:19,409	0:14,973	0:14,598
Runde 11	0:48,648	0:19,202	0:14,818	0:14,628	0:48,610	0:19,243	0:14,796	0:14,571	0:48,525	0:19,128	0:14,808	0:14,589	0:48,540	0:19,145	0:14,821	0:14,574	0:48,627	0:19,182	0:14,872	0:14,573
Runde 12	0:48,615	0:19,218	0:14,776	0:14,621	0:48,523	0:19,148	0:14,799	0:14,576	0:48,408	0:19,065	0:14,769	0:14,574	0:48,349	0:19,047	0:14,769	0:14,533	0:48,471	0:19,110	0:14,828	0:14,533
Runde 13	0:48,567	0:19,226	0:14,794	0:14,547	0:48,504	0:19,131	0:14,816	0:14,557	0:48,466	0:19,127	0:14,790	0:14,549	0:48,465	0:19,113	0:14,791	0:14,561	0:48,511	0:19,106	0:14,864	0:14,541
Runde 14	0:48,491	0:19,183	0:14,783	0:14,525	0:48,367	0:19,142	0:14,748	0:14,477	0:48,396	0:19,096	0:14,791	0:14,509	0:48,449	0:19,091	0:14,803	0:14,555	0:48,427	0:19,108	0:14,778	0:14,541
Runde 15	0:48,804	0:19,131	0:14,830	0:14,843	0:48,472	0:19,063	0:14,769	0:14,640	0:48,332	0:19,048	0:14,798	0:14,486	0:48,441	0:19,066	0:14,799	0:14,576	0:48,907	0:19,080	0:14,830	0:14,997
Runde 16	0:49,013	0:19,127	0:15,035	0:14,851	0:49,232	0:19,108	0:15,349	0:14,775	0:48,625	0:19,026	0:14,887	0:14,712	0:49,311	0:19,063	0:14,948	0:15,300	0:48,711	0:19,077	0:14,901	0:14,733
Runde 17	0:49,756	0:19,650	0:15,149	0:14,957	0:49,714	0:19,615	0:15,185	0:14,914	0:49,438	0:19,447	0:15,039	0:14,952	0:49,809	0:19,467	0:15,025	0:15,317	0:50,593	0:19,736	0:15,047	0:15,810

R 17 DJKM (OK-Junior) Race 2

Die schnellsten Zeiten

Ort	Nr. Fahrername	Zeit	Streckl.	Ø Speed
Ziel	137 Laursen,Conrad	0:48,205	1200 m	89,6 km/h
Sektion 1	137 Laursen,Conrad	0:18,939	531 m	100,9 km/h
Sektion 2	157 Villa,Edoardo Ludovico	0:14,695	390 m	95,5 km/h
Sektion 3	137 Laursen,Conrad	0:14,461	279 m	69,5 km/h

	Smr.124 Hejgaard,Mikkel DNK KSB RACING TEAM				Smr.157 Villa,Edoardo Ludovico ITA TBKART srl				Smr.137 Laursen,Conrad DNK Ricky Flynn Motorsport				Smr.153 Bertini Colla,Leonardo ITA CRG Holland				Smr.146 Huang,Xizhang CHN CRG Holland			
	theoretisch mögliche Bestzeit	Ziel	Sektion 1	Sektion 3	theoretisch mögliche Bestzeit	Ziel	Sektion 1	Sektion 3	theoretisch mögliche Bestzeit	Ziel	Sektion 1	Sektion 3	theoretisch mögliche Bestzeit	Ziel	Sektion 1	Sektion 3	theoretisch mögliche Bestzeit	Ziel	Sektion 1	Sektion 3
best	0:48,348	0:19,035	0:14,789	0:14,481	0:48,327	0:19,074	0:14,695	0:14,524	0:48,205	0:18,939	0:14,727	0:14,461	0:48,456	0:19,116	0:14,766	0:14,504	0:48,410	0:19,102	0:14,786	0:14,474
Runde 1	0:50,320	0:20,354	0:15,126	0:14,840	0:51,271	0:20,909	0:15,321	0:15,041	0:51,822	0:20,530	0:16,257	0:15,035	0:51,584	0:20,764	0:15,701	0:15,119	0:51,404	0:20,750	0:15,567	0:15,087
Runde 2	0:50,275	0:19,275	0:15,125	0:15,875	0:49,333	0:19,237	0:14,956	0:15,140	0:49,274	0:19,530	0:15,061	0:14,683	0:49,288	0:19,320	0:15,026	0:14,942	0:49,465	0:19,302	0:15,140	0:15,023
Runde 3	0:52,003	0:20,552	0:16,242	0:15,209	0:49,925	0:19,849	0:15,142	0:14,934	0:50,150	0:19,238	0:15,559	0:15,353	0:49,707	0:19,429	0:15,370	0:14,908	0:50,720	0:19,647	0:15,876	0:15,197
Runde 4	0:48,944	0:19,455	0:14,836	0:14,653	0:49,393	0:19,179	0:14,929	0:15,285	0:49,474	0:19,487	0:15,125	0:14,862	0:49,218	0:19,186	0:14,897	0:15,135	0:49,053	0:19,306	0:14,998	0:14,749
Runde 5	0:48,695	0:19,157	0:14,957	0:14,581	0:48,768	0:19,193	0:14,821	0:14,754	0:48,779	0:19,211	0:14,896	0:14,672	0:48,780	0:19,219	0:14,909	0:14,652	0:48,702	0:19,171	0:14,867	0:14,664
Runde 6	0:49,230	0:19,198	0:14,879	0:15,153	0:49,004	0:19,079	0:15,247	0:14,678	0:48,609	0:19,054	0:14,856	0:14,699	0:48,838	0:19,166	0:14,926	0:14,746	0:49,399	0:19,232	0:14,949	0:15,218
Runde 7	0:48,786	0:19,348	0:14,892	0:14,546	0:48,768	0:19,197	0:14,840	0:14,731	0:48,554	0:19,110	0:14,832	0:14,612	0:48,792	0:19,175	0:14,956	0:14,661	0:49,130	0:19,556	0:14,957	0:14,617
Runde 8	0:48,579	0:19,125	0:14,861	0:14,593	0:49,086	0:19,245	0:14,867	0:14,974	0:48,553	0:19,147	0:14,806	0:14,600	0:48,808	0:19,218	0:14,885	0:14,705	0:48,651	0:19,119	0:14,864	0:14,668
Runde 9	0:48,847	0:19,113	0:14,815	0:14,919	0:49,723	0:19,545	0:14,903	0:15,275	0:48,420	0:19,009	0:14,802	0:14,609	0:49,273	0:19,558	0:14,934	0:14,781	0:48,660	0:19,185	0:14,843	0:14,632
Runde 10	0:48,735	0:19,098	0:14,827	0:14,810	0:48,695	0:19,083	0:14,811	0:14,801	0:48,681	0:19,349	0:14,871	0:14,461	0:48,528	0:19,158	0:14,767	0:14,603	0:49,423	0:19,747	0:15,014	0:14,662
Runde 11	0:48,495	0:19,121	0:14,832	0:14,542	0:49,369	0:19,385	0:14,917	0:15,067	0:48,914	0:19,095	0:14,970	0:14,849	0:48,511	0:19,206	0:14,766	0:14,539	0:48,617	0:19,185	0:14,863	0:14,569
Runde 12	0:48,507	0:19,207	0:14,789	0:14,511	0:48,586	0:19,178	0:14,819	0:14,589	0:48,210	0:18,969	0:14,766	0:14,475	0:48,588	0:19,175	0:14,837	0:14,576	0:48,611	0:19,153	0:14,857	0:14,601
Runde 13	0:48,348	0:19,062	0:14,792	0:14,494	0:48,327	0:19,074	0:14,695	0:14,558	0:48,269	0:18,983	0:14,740	0:14,546	0:48,575	0:19,211	0:14,806	0:14,558	0:48,427	0:19,102	0:14,816	0:14,509
Runde 14	0:48,700	0:19,156	0:14,805	0:14,739	0:48,381	0:19,092	0:14,755	0:14,534	0:48,323	0:19,053	0:14,774	0:14,496	0:48,456	0:19,116	0:14,836	0:14,504	0:48,410	0:19,103	0:14,786	0:14,521
Runde 15	0:48,354	0:19,035	0:14,838	0:14,481	0:48,410	0:19,100	0:14,786	0:14,524	0:48,205	0:18,939	0:14,727	0:14,539	0:48,510	0:19,137	0:14,809	0:14,564	0:48,437	0:19,105	0:14,858	0:14,474
Runde 16	0:48,925	0:19,157	0:14,912	0:14,856	0:49,031	0:19,150	0:14,788	0:15,093	0:49,892	0:19,125	0:14,898	0:15,869	0:49,867	0:19,441	0:14,909	0:15,517	0:48,845	0:19,206	0:14,980	0:14,659
Runde 17	0:48,739	0:19,160	0:14,872	0:14,707	0:48,683	0:19,281	0:14,798	0:14,604	0:48,924	0:19,613	0:14,808	0:14,503	0:49,861	0:20,219	0:14,924	0:14,718	0:49,698	0:19,733	0:14,832	0:15,133

R 17 DKM (OK-Junior) Race 2

Die schnellsten Zeiten				
Ort	Nr. Fahrername	Zeit	Streckenl.	Ø Speed
Ziel	137 Laursen, Conrad	0:48,205	1200 m	89,6 km/h
Sektion 1	137 Laursen, Conrad	0:18,939	531 m	100,9 km/h
Sektion 2	157 Villa, Edoardo Ludovico	0:14,695	390 m	95,5 km/h
Sektion 3	137 Laursen, Conrad	0:14,461	279 m	69,5 km/h

	Smr.143 Ten Brinke, Thomas NLD BIREL ART RACING S.R.L.		Smr.106 Pingasov, Miron ESP Team Oakes		Smr.133 Voncken, Luca DEU DS Kartsport		Smr.156 Crawford, Jak USA ENERGY CORSE SRL		Smr.128 Øgaard, Sebastian DNK TK Racing							
	theoretisch mögliche Bestzeit	0:48,511	theoretisch mögliche Bestzeit	0:48,348	theoretisch mögliche Bestzeit	0:48,566	theoretisch mögliche Bestzeit	0:48,498	theoretisch mögliche Bestzeit	0:48,179						
best	0:48,523	0:19,164	0:14,837	0:14,510	0:48,542	0:19,031	0:14,824	0:14,493	0:48,575	0:19,139	0:14,839	0:14,520	0:48,287	0:18,969	0:14,711	0:14,499
Runde 1	0:51,765	0:20,580	0:15,794	0:15,391	0:52,077	0:20,720	0:16,077	0:15,280	0:52,213	0:21,135	0:15,862	0:15,216	0:52,422	0:20,477	0:16,556	0:15,389
Runde 2	0:49,344	0:19,459	0:15,089	0:14,796	0:49,930	0:19,634	0:15,439	0:14,857	0:49,628	0:19,695	0:15,187	0:14,746	0:49,423	0:19,503	0:15,213	0:14,707
Runde 3	0:50,503	0:19,418	0:15,848	0:15,237	0:50,539	0:19,221	0:15,610	0:15,708	0:50,677	0:19,452	0:15,882	0:15,343	0:50,071	0:19,122	0:15,017	0:15,932
Runde 4	0:49,988	0:19,812	0:15,296	0:14,880	0:49,829	0:19,593	0:15,041	0:15,195	0:49,695	0:19,672	0:15,098	0:14,925	0:49,871	0:19,688	0:14,962	0:15,221
Runde 5	0:48,843	0:19,285	0:14,932	0:14,626	0:48,897	0:19,305	0:14,999	0:14,593	0:49,118	0:19,518	0:15,001	0:14,599	0:48,827	0:19,363	0:14,843	0:14,621
Runde 6	0:49,277	0:19,267	0:14,956	0:15,054	0:48,807	0:19,173	0:14,927	0:14,707	0:49,989	0:19,258	0:14,979	0:14,752	0:48,569	0:19,108	0:14,881	0:14,580
Runde 7	0:48,918	0:19,255	0:14,979	0:14,684	0:49,389	0:19,317	0:15,059	0:15,013	0:49,278	0:19,534	0:14,928	0:14,827	0:49,278	0:19,171	0:15,031	0:15,076
Runde 8	0:48,701	0:19,213	0:14,886	0:14,602	0:48,542	0:19,173	0:14,875	0:14,494	0:48,802	0:19,322	0:14,876	0:14,604	0:48,903	0:19,276	0:14,957	0:14,670
Runde 9	0:48,715	0:19,195	0:14,917	0:14,603	0:48,589	0:19,206	0:14,845	0:14,538	0:48,713	0:19,276	0:14,853	0:14,584	0:48,696	0:19,080	0:15,049	0:14,567
Runde 10	0:48,838	0:19,197	0:14,931	0:14,710	0:48,710	0:19,239	0:14,879	0:14,592	0:49,562	0:19,459	0:15,054	0:15,049	0:48,935	0:19,084	0:14,805	0:15,046
Runde 11	0:48,753	0:19,213	0:14,910	0:14,630	0:48,581	0:19,191	0:14,825	0:14,565	0:49,157	0:19,347	0:15,290	0:14,520	0:48,735	0:19,297	0:14,928	0:14,510
Runde 12	0:48,620	0:19,212	0:14,871	0:14,537	0:48,735	0:19,080	0:14,927	0:14,728	0:48,575	0:19,155	0:14,887	0:14,533	0:48,457	0:19,047	0:14,851	0:14,559
Runde 13	0:48,523	0:19,164	0:14,846	0:14,513	0:48,596	0:19,031	0:14,923	0:14,642	0:48,623	0:19,222	0:14,840	0:14,561	0:48,287	0:19,077	0:14,711	0:14,499
Runde 14	0:48,626	0:19,195	0:14,921	0:14,510	0:48,875	0:19,058	0:14,824	0:14,993	0:48,613	0:19,200	0:14,866	0:14,547	0:48,906	0:18,969	0:14,868	0:15,069
Runde 15	0:48,613	0:19,215	0:14,877	0:14,521	0:49,358	0:19,262	0:15,011	0:15,085	0:49,083	0:19,139	0:14,851	0:15,093	0:49,274	0:19,174	0:14,938	0:15,162
Runde 16	0:48,764	0:19,207	0:14,906	0:14,651	0:48,805	0:19,414	0:14,847	0:14,544	0:49,157	0:19,420	0:14,839	0:14,898	0:49,447	0:19,325	0:14,802	0:15,320
Runde 17	0:48,743	0:19,288	0:14,837	0:14,618	0:48,644	0:19,244	0:14,907	0:14,493	0:50,067	0:19,791	0:15,277	0:14,999	0:50,109	0:19,771	0:15,296	0:15,042

R 17 DJKM (OK-Junior) Race 2

Die schnellsten Zeiten

Ort	Nr. Fahrername	Zeit	Streckl.	Ø Speed
Ziel	137 Laursen, Conrad	0:48,205	1200 m	89,6 km/h
Sektion 1	137 Laursen, Conrad	0:18,939	531 m	100,9 km/h
Sektion 2	157 Villa, Edoardo Ludovico	0:14,695	390 m	95,5 km/h
Sektion 3	137 Laursen, Conrad	0:14,461	279 m	69,5 km/h

	Smr.131 Dörr, Ben DEU TB Racing Team		Smr.136 Rees, Matthew GBR Ricky Flynn Motorsport		Smr.135 Degnbol, Noah DNK RS Competition		Smr.160 Haralampiev, Maksim DEU Maxim Racing Sport		Smr.151 Stradsbader, Gilles BEL Deems Racing Team							
	theoretisch mögliche Bestzeit	Ziel	theoretisch mögliche Bestzeit	Ziel	theoretisch mögliche Bestzeit	Ziel	theoretisch mögliche Bestzeit	Ziel	theoretisch mögliche Bestzeit	Ziel						
best	0:48,537	0:19,074	0:14,831	0:14,540	0:48,557	0:19,050	0:14,801	0:14,637	0:48,534	0:19,060	0:14,855	0:14,513	0:48,411	0:19,075	0:14,810	0:14,504
Runde 1	0:51,770	0:20,701	0:15,835	0:15,234	0:51,576	0:20,970	0:15,513	0:15,093	0:52,543	0:20,905	0:15,971	0:15,667	0:53,352	0:20,591	0:16,449	0:16,312
Runde 2	0:50,091	0:19,955	0:15,335	0:14,801	0:49,453	0:19,225	0:15,195	0:15,033	0:53,540	0:22,450	0:15,896	0:15,194	0:51,456	0:19,714	0:15,758	0:15,984
Runde 3	0:50,156	0:19,305	0:15,516	0:15,335	0:49,741	0:19,591	0:15,324	0:14,826	0:49,237	0:19,413	0:15,046	0:14,778	0:49,340	0:19,294	0:15,328	0:14,718
Runde 4	0:49,935	0:19,695	0:15,207	0:15,033	0:49,724	0:19,223	0:14,931	0:15,570	0:49,237	0:19,305	0:14,957	0:14,975	0:49,118	0:19,260	0:15,076	0:14,782
Runde 5	0:49,037	0:19,354	0:14,965	0:14,718	0:48,883	0:19,253	0:14,926	0:14,704	0:49,908	0:19,507	0:15,499	0:14,902	0:50,271	0:19,268	0:15,380	0:15,623
Runde 6	0:48,862	0:19,227	0:14,983	0:14,652	0:49,841	0:19,357	0:14,930	0:15,554	0:49,742	0:19,473	0:15,223	0:15,046	0:50,384	0:19,589	0:16,043	0:14,752
Runde 7	0:49,806	0:19,259	0:15,042	0:15,240	0:49,199	0:19,345	0:15,162	0:14,692	0:49,227	0:19,181	0:15,188	0:14,858	0:48,942	0:19,127	0:15,088	0:14,727
Runde 8	0:48,870	0:19,180	0:15,045	0:14,858	0:48,905	0:19,193	0:14,861	0:14,851	0:48,795	0:19,240	0:14,863	0:14,692	0:49,193	0:19,262	0:15,045	0:14,886
Runde 9	0:48,764	0:19,185	0:14,900	0:14,679	0:48,557	0:19,119	0:14,801	0:14,637	0:48,563	0:19,127	0:14,839	0:14,597	0:48,994	0:19,194	0:14,983	0:14,817
Runde 10	0:49,133	0:19,406	0:15,039	0:14,688	0:49,457	0:19,199	0:14,980	0:15,278	0:49,125	0:19,086	0:14,954	0:15,085	0:48,610	0:19,075	0:14,902	0:14,633
Runde 11	0:48,585	0:19,157	0:14,888	0:14,540	0:49,341	0:19,563	0:14,955	0:14,823	0:48,763	0:19,243	0:14,850	0:14,670	0:48,759	0:19,173	0:14,888	0:14,698
Runde 12	0:48,696	0:19,233	0:14,869	0:14,594	0:48,711	0:19,112	0:14,861	0:14,738	0:48,694	0:19,096	0:14,856	0:14,742	0:48,694	0:19,304	0:14,860	0:14,530
Runde 13	0:48,537	0:19,074	0:14,892	0:14,571	0:48,661	0:19,105	0:14,891	0:14,665	0:48,602	0:19,165	0:14,821	0:14,616	0:48,411	0:19,097	0:14,810	0:14,504
Runde 14	0:48,865	0:19,138	0:14,831	0:14,896	0:49,244	0:19,050	0:14,878	0:15,316	0:48,760	0:19,358	0:14,813	0:14,589	0:48,738	0:19,122	0:14,919	0:14,697
Runde 15	0:49,270	0:19,600	0:14,919	0:14,751	0:49,251	0:19,139	0:15,002	0:15,110	0:48,678	0:19,171	0:14,854	0:14,653	0:48,781	0:19,177	0:14,946	0:14,658
Runde 16	0:50,233	0:19,769	0:15,377	0:15,087	0:50,202	0:20,313	0:15,154	0:14,735	0:48,582	0:19,151	0:14,861	0:14,570	0:48,850	0:19,359	0:14,888	0:14,603
Runde 17					0:49,963	0:19,587	0:15,273	0:15,103	0:48,977	0:19,240	0:14,877	0:14,860	0:49,466	0:19,172	0:15,049	0:15,245

R 17 DJKM (OK-Junior) Race 2

Die schnellsten Zeiten				
Ort	Nr. Fahrername	Zeit	Streckenkil.	Ø Speed
Ziel	137 Laursen,Conrad	0:48,205	1200 m	89,6 km/h
Sektion 1	137 Laursen,Conrad	0:18,939	531 m	100,9 km/h
Sektion 2	157 Villa,Edoardo Ludovico	0:14,695	390 m	95,5 km/h
Sektion 3	137 Laursen,Conrad	0:14,461	279 m	69,5 km/h

Runde	Snr.129 Ploeg,Bart NLD Zonardi racing team		Snr.105 Bergmeister,Jakob DEU Schumacher Racing Team		Snr.114 Ried,Jonas DEU Solgat Motorsport		Snr.126 Dolischka,Jorden AUT KSB RACING TEAM		Snr.161 Brienza,Joseph USA Ward Racing											
	theoretisch mögliche Bestzeit	Ziel	theoretisch mögliche Bestzeit	Ziel	theoretisch mögliche Bestzeit	Ziel	theoretisch mögliche Bestzeit	Ziel	theoretisch mögliche Bestzeit	Ziel										
best	0:48,424	0:19,078	0:14,750	0:14,537	0:48,557	0:19,155	0:14,800	0:14,590	0:48,521	0:19,104	0:14,824	0:14,543	0:48,657	0:19,074	0:14,893	0:14,505	0:48,697	0:19,089	0:14,844	0:14,635
Runde 1	0:52,526	0:19,914	0:16,731	0:15,881	0:51,508	0:20,900	0:15,334	0:15,274	0:52,781	0:20,179	0:16,529	0:16,073	0:52,927	0:20,120	0:16,811	0:15,996	0:53,504	0:20,947	0:17,173	0:15,384
Runde 2	0:51,364	0:20,439	0:15,533	0:15,392	0:49,634	0:19,403	0:15,147	0:15,084	0:50,941	0:19,876	0:15,709	0:15,356	0:50,058	0:19,444	0:15,529	0:15,085	0:49,816	0:19,545	0:15,178	0:15,093
Runde 3	0:50,382	0:19,410	0:15,388	0:15,584	0:52,229	0:19,574	0:15,611	0:17,044	0:49,441	0:19,681	0:14,999	0:14,761	0:49,523	0:19,305	0:15,239	0:14,979	0:49,641	0:19,255	0:15,122	0:15,264
Runde 4	0:48,824	0:19,255	0:14,932	0:14,637	0:50,698	0:20,132	0:15,160	0:15,406	0:49,076	0:19,261	0:15,050	0:14,765	0:49,810	0:19,262	0:15,509	0:15,039	0:50,235	0:19,640	0:15,107	0:15,488
Runde 5	0:49,563	0:19,380	0:15,020	0:15,163	0:50,080	0:19,823	0:14,979	0:15,228	0:50,565	0:19,509	0:15,326	0:15,730	0:49,946	0:19,360	0:15,954	0:14,632	0:49,809	0:19,416	0:15,010	0:15,383
Runde 6	0:49,976	0:19,719	0:15,688	0:14,569	0:50,970	0:21,079	0:15,198	0:14,693	0:49,534	0:19,490	0:15,265	0:14,779	0:49,610	0:19,768	0:15,216	0:14,626	0:54,061	0:23,416	0:15,887	0:14,758
Runde 7	0:48,701	0:19,078	0:14,940	0:14,683	0:48,874	0:19,339	0:14,933	0:14,602	0:49,155	0:19,188	0:14,983	0:14,984	0:48,866	0:19,257	0:14,985	0:14,624	0:48,840	0:19,186	0:14,985	0:14,669
Runde 8	0:49,506	0:19,543	0:15,049	0:14,914	0:48,856	0:19,257	0:14,876	0:14,723	0:48,804	0:19,140	0:14,872	0:14,792	0:49,203	0:19,183	0:14,994	0:15,026	0:48,820	0:19,089	0:15,010	0:14,721
Runde 9	0:49,304	0:19,324	0:14,914	0:15,066	0:48,917	0:19,311	0:14,839	0:14,767	0:48,679	0:19,120	0:14,861	0:14,698	0:48,941	0:19,333	0:14,963	0:14,645	0:48,775	0:19,115	0:14,985	0:14,675
Runde 10	0:48,810	0:19,281	0:14,861	0:14,668	0:48,967	0:19,300	0:14,961	0:14,706	0:48,732	0:19,104	0:14,825	0:14,803	0:49,354	0:19,370	0:14,924	0:15,060	0:48,785	0:19,239	0:14,908	0:14,638
Runde 11	0:48,775	0:19,206	0:14,975	0:14,594	0:49,051	0:19,323	0:14,985	0:14,743	0:49,784	0:19,695	0:14,866	0:15,223	0:50,638	0:20,622	0:15,199	0:14,817	0:48,938	0:19,161	0:15,011	0:14,766
Runde 12	0:48,896	0:19,207	0:14,986	0:14,703	0:49,613	0:19,308	0:14,873	0:15,432	0:48,644	0:19,172	0:14,824	0:14,648	0:49,721	0:19,843	0:15,016	0:14,862	0:48,923	0:19,121	0:15,025	0:14,777
Runde 13	0:48,424	0:19,137	0:14,750	0:14,537	0:48,557	0:19,155	0:14,800	0:14,602	0:48,521	0:19,146	0:14,832	0:14,543	0:49,282	0:19,599	0:15,123	0:14,560	0:49,008	0:19,397	0:14,976	0:14,635
Runde 14	0:48,810	0:19,190	0:14,933	0:14,687	0:50,250	0:19,184	0:14,895	0:16,171	0:49,168	0:19,104	0:14,857	0:15,207	0:48,778	0:19,074	0:15,025	0:14,679	0:48,723	0:19,111	0:14,959	0:14,653
Runde 15	0:48,919	0:19,209	0:14,970	0:14,740	0:48,678	0:19,224	0:14,825	0:14,629	0:49,420	0:19,505	0:14,917	0:14,998	0:48,913	0:19,132	0:15,021	0:14,760	0:49,301	0:19,165	0:15,070	0:15,066
Runde 16	0:48,564	0:19,109	0:14,828	0:14,627	0:48,815	0:19,326	0:14,899	0:14,590	0:48,844	0:19,330	0:14,833	0:14,681	0:48,657	0:19,259	0:14,893	0:14,505	0:48,821	0:19,284	0:14,887	0:14,650
Runde 17	0:49,296	0:19,125	0:15,008	0:15,163	0:49,539	0:19,175	0:14,976	0:15,388	0:49,081	0:19,173	0:14,994	0:14,914	0:48,688	0:19,178	0:14,899	0:14,611	0:48,697	0:19,156	0:14,844	0:14,697

R 17 DJKM (OK-Junior) Race 2

Die schnellsten Zeiten

Ort	Nr. Fahrername	Zeit	Streckentl.	Ø Speed
Ziel	137 Laursen,Conrad	0:48,205	1200 m	89,6 km/h
Sektion 1	137 Laursen,Conrad	0:18,939	531 m	100,9 km/h
Sektion 2	157 Villa,Edoardo Ludovico	0:14,695	390 m	95,5 km/h
Sektion 3	137 Laursen,Conrad	0:14,461	279 m	69,5 km/h

	Smr.130 Knopp,Josef CZE TB Racing Team		Smr.107 Hamtke,Nico DEU 3G Racing		Smr.140 Scionti,Enzo USA CRG Holland		Smr.166 Zug,Lilly DEU TB Racing Team		Smr.125 Karlsson,William SWE JP Racing							
	theoretisch mögliche Bestzeit	Ziel	theoretisch mögliche Bestzeit	Ziel	theoretisch mögliche Bestzeit	Ziel	theoretisch mögliche Bestzeit	Ziel	theoretisch mögliche Bestzeit	Ziel						
best	0:48,459	0:19,054	0:14,880	0:14,506	0:48,820	0:19,217	0:14,890	0:14,583	0:48,814	0:19,211	0:14,980	0:14,575	0:49,089	0:19,329	0:14,997	0:14,597
Runde 1	0:52,843	0:20,565	0:16,893	0:15,385	0:52,761	0:20,324	0:16,513	0:15,924	0:53,616	0:20,655	0:16,458	0:16,503	0:53,193	0:20,691	0:16,572	0:15,930
Runde 2	0:49,701	0:19,494	0:15,273	0:14,934	0:50,118	0:19,815	0:15,475	0:14,828	0:51,667	0:20,542	0:15,621	0:15,504	0:52,462	0:20,293	0:16,150	0:16,019
Runde 3	0:49,848	0:19,247	0:15,061	0:15,540	0:49,213	0:19,384	0:15,070	0:14,759	0:50,126	0:19,317	0:15,366	0:15,443	0:50,181	0:19,528	0:15,247	0:15,406
Runde 4	0:50,028	0:19,471	0:15,062	0:15,495	0:49,890	0:19,281	0:15,147	0:15,462	0:50,243	0:19,842	0:15,140	0:15,261	0:49,942	0:19,769	0:15,176	0:14,997
Runde 5	0:50,140	0:19,974	0:15,073	0:15,093	0:49,709	0:19,420	0:15,456	0:14,833	0:49,434	0:19,385	0:15,270	0:14,779	0:49,316	0:19,426	0:15,008	0:14,882
Runde 6	0:56,465	0:22,168	0:19,058	0:15,239	0:50,561	0:20,677	0:15,135	0:14,749	0:51,552	0:20,417	0:16,299	0:14,836	0:50,514	0:19,771	0:15,470	0:15,273
Runde 7	0:49,060	0:19,359	0:15,085	0:14,616	0:49,560	0:19,217	0:15,069	0:15,274	0:49,178	0:19,487	0:15,053	0:14,638	0:49,147	0:19,329	0:15,007	0:14,811
Runde 8	0:48,652	0:19,162	0:14,901	0:14,589	0:49,564	0:19,882	0:14,968	0:14,714	0:49,190	0:19,484	0:15,075	0:14,631	0:49,206	0:19,461	0:15,029	0:14,716
Runde 9	0:49,223	0:19,282	0:15,299	0:14,642	0:48,820	0:19,245	0:14,931	0:14,644	0:49,170	0:19,325	0:15,159	0:14,686	0:49,518	0:19,342	0:15,294	0:14,882
Runde 10	0:48,835	0:19,225	0:15,066	0:14,544	0:48,865	0:19,297	0:14,985	0:14,583	0:48,934	0:19,271	0:15,039	0:14,624	0:49,225	0:19,461	0:14,997	0:14,767
Runde 11	0:49,192	0:19,454	0:15,147	0:14,591	0:49,856	0:19,652	0:15,212	0:14,992	0:49,577	0:19,506	0:15,380	0:14,691	0:49,373	0:19,507	0:15,096	0:14,770
Runde 12	0:48,739	0:19,279	0:14,946	0:14,514	0:50,563	0:20,602	0:15,289	0:14,672	0:48,821	0:19,211	0:15,035	0:14,575	0:49,209	0:19,428	0:15,184	0:14,597
Runde 13	0:48,976	0:19,420	0:14,981	0:14,525	0:48,900	0:19,353	0:14,932	0:14,615	0:49,210	0:19,277	0:15,246	0:14,687	0:50,101	0:19,510	0:15,407	0:15,184
Runde 14	0:48,459	0:19,054	0:14,883	0:14,522	0:48,959	0:19,336	0:14,974	0:14,649	0:48,839	0:19,229	0:15,015	0:14,595	0:49,338	0:19,464	0:15,126	0:14,748
Runde 15	0:48,493	0:19,107	0:14,880	0:14,506	0:48,826	0:19,327	0:14,890	0:14,609	0:48,955	0:19,295	0:14,980	0:14,680	0:49,089	0:19,367	0:15,093	0:14,629
Runde 16	0:48,982	0:19,134	0:14,891	0:14,957	0:49,451	0:19,309	0:14,981	0:15,161	0:49,388	0:19,638	0:15,119	0:14,631	0:49,274	0:19,636	0:15,014	0:14,624
Runde 17	0:48,558	0:19,072	0:14,890	0:14,596	0:48,947	0:19,296	0:14,968	0:14,683	0:48,814	0:19,211	0:15,005	0:14,598	0:49,455	0:19,332	0:15,211	0:14,912

R 17 DJKM (OK-Junior) Race 2

Die schnellsten Zeiten

Ort	Nr. Fahrername	Zeit	Streckenl.	Ø Speed
Ziel	137 Laursen,Conrad	0:48,205	1200 m	89,6 km/h
Sektion 1	137 Laursen,Conrad	0:18,939	531 m	100,9 km/h
Sektion 2	157 Villa,Edoardo Ludovico	0:14,695	390 m	95,5 km/h
Sektion 3	137 Laursen,Conrad	0:14,461	279 m	69,5 km/h

best	Snr.109 Mesch,Joel DEU KSM Schumacher Racing Team		Snr.159 Pretolani,Nico ITA Paolo Pretolani		Snr.142 Pizzi,Francesco ITA BIREL ART RACING S.R.L.		Snr.116 Zanfari,Suleiman MAR LOTUS RACING KARTS		Ziel	Sektion 1	Sektion 2	Sektion 3				
	theoretisch mögliche Bestzeit	0:48,552	theoretisch mögliche Bestzeit	0:48,766	theoretisch mögliche Bestzeit	0:49,042	theoretisch mögliche Bestzeit	0:49,159								
Runde 1	0:51,914	0:20,666	0:16,110	0:15,138	0:53,347	0:20,702	0:17,086	0:15,559	0:49,800	0:19,748	0:15,216	0:14,836	0:52,101	0:20,146	0:16,521	0:15,434
Runde 2	0:49,723	0:19,494	0:15,551	0:14,678	0:49,873	0:19,572	0:15,473	0:14,828	0:49,768	0:19,370	0:15,130	0:15,268	0:49,796	0:19,675	0:15,285	0:14,836
Runde 3	0:50,473	0:19,259	0:15,359	0:15,855	0:49,391	0:19,288	0:15,139	0:14,964	0:49,357	0:19,577	0:15,096	0:14,684	0:49,422	0:19,315	0:15,106	0:15,001
Runde 4	0:50,751	0:20,122	0:15,480	0:15,149	0:50,866	0:19,514	0:15,427	0:15,925	0:49,106	0:19,425	0:15,049	0:14,632	0:49,898	0:19,645	0:15,141	0:15,112
Runde 5	0:51,389	0:19,583	0:16,500	0:15,306	0:51,596	0:20,001	0:15,579	0:16,016	0:49,084	0:19,398	0:15,040	0:14,646	0:49,514	0:19,523	0:15,008	0:14,983
Runde 6	0:49,326	0:19,458	0:15,048	0:14,820	0:50,369	0:19,766	0:15,732	0:14,871								
Runde 7	0:49,461	0:19,338	0:15,259	0:14,864	0:49,231	0:19,344	0:15,056	0:14,831								
Runde 8	0:48,880	0:19,229	0:14,952	0:14,699	0:49,036	0:19,346	0:14,946	0:14,744								
Runde 9	0:48,590	0:19,103	0:14,890	0:14,597	0:49,101	0:19,433	0:15,073	0:14,595								
Runde 10	0:49,262	0:19,087	0:14,993	0:15,182	0:48,970	0:19,240	0:14,973	0:14,757								
Runde 11	0:49,050	0:19,520	0:14,917	0:14,613	0:48,877	0:19,235	0:14,936	0:14,706								
Runde 12	0:48,714	0:19,159	0:14,875	0:14,680												
Runde 13	0:48,748	0:19,143	0:14,955	0:14,650												
Runde 14	0:49,121	0:19,080	0:14,901	0:15,140												
Runde 15	0:48,995	0:19,374	0:15,005	0:14,616												
Runde 16																

DMSB RegNr 08-2018

R 13 DJKM (DK-Junior) Race 1

Strecke / track: 1200m
 started: 34 classified: 34 not classified: 0

fastest Lap Soldatov, Maksim at: 0:47,945
 Doc. 45

Pos	Str. Nr.	Fahrer / Driver	Nation	Bewerber/Sponsor	Nation	Lizenz / B-Lizenz	Chassis/Motor/Reifen	Points	Runden Laps	Gesamtzeit Differenz	Abstand Gap	beste Runde best Lap	in R. in L.	o Geschw. g Speed
1	119	Trulli, Enzo	ITA	CRG Holland	NLD	37053 15521	CRG / TM / Vega	25	17	13:47,312		0:48,348	11	88,8 km/h 89,4 km/h
2	138	Askey, Kai	GBR	Ricky Flynn Motorsport	GBR	296774 162392	FA Kart / Vortex / Vega	20	17	13:47,980 0:00,668	0:00,668	0:48,145	15	88,7 km/h 89,2 km/h
3	152	Soldatov, Maksim	RUS	WARD RACING	SWE	#18533 102	Tonykart / Vortex / Vega	*	17	13:48,426 0:01,114	0:00,446	0:47,945	14	88,7 km/h 90,1 km/h
4	124	Højgaard, Mikkel	DNK	KSB RACING TEAM	AUT	53445 BK 002	Kosmic / Vortex / Vega	16	17	13:48,909 0:01,597	0:00,483	0:48,060	15	88,6 km/h 89,2 km/h
5	142	Pizzi, Francesco	ITA	BIREL ART RACING S.R.L.	ITA	353078 370004	Birel Art / TM / Vega	13	17	13:49,062 0:01,750	0:00,153	0:48,109	14	88,6 km/h 89,6 km/h
6	139	O'sullivan, Zak	GBR	Ricky Flynn Motorsport	GBR	274547 162392	FA Kart / Vortex / Vega	11	17	13:49,266 0:01,954	0:00,204	0:48,206	15	88,6 km/h 89,6 km/h
7	120	Spina, Alfio Andrea	ITA	CRG Holland	NLD	366688 15521	CRG / TM / Vega	10	17	13:50,220 0:02,908	0:00,954	0:48,181	13	88,5 km/h 89,7 km/h
8	157	Villa, Edoardo Ludovico	ITA	TBKART srl	ITA	360523 297356	TB-Kart / TM / Vega	*	17	13:51,825 0:04,513	0:01,605	0:48,200	8	88,3 km/h 89,6 km/h
9	105	Bergmeister, Jakob	DEU	Schumacher Racing Team	DEU	IKCJ 1156048 KBF 106 75 87	Tony Kart / Vortex / Vega	9	17	13:51,943 0:04,631	0:00,118	0:48,229	12	88,3 km/h 89,6 km/h
10	156	Crawford, Jak	USA	ENERGY CORSE SRL	ITA	K1851-SK-18 295423	ENERGY / TM / Vega	8	17	13:54,954 0:07,642	0:03,011	0:48,418	9	88 km/h 89,2 km/h
11	136	Rees, Matthew	GBR	Ricky Flynn Motorsport	GBR	252931 162392	FA Kart / Vortex / Vega	7	17	13:55,485 0:08,173	0:00,531	0:48,305	7	87,9 km/h 89,4 km/h
12	153	Bertini Colla, Leonardo	ITA	CRG Holland	NLD	370635 15521	CRG / TM / Vega	6	17	13:57,408 0:10,096	0:01,923	0:48,259	15	87,7 km/h 89,5 km/h
13	146	Huang, Xizhang	CHN	CRG Holland	NLD	18 KC 1039 15521	/ / Vega	5	17	13:57,538 0:10,226	0:00,130	0:48,406	15	87,7 km/h 89,2 km/h
14	131	Dörr, Ben	DEU	TB Racing Team	DEU	IKCJ 1162845 KBF 1116906	Kart Republic / Parilla / Vega	4	17	13:57,579 0:10,267	0:00,041	0:48,449	15	87,7 km/h 89,2 km/h
15	143	Ten Brinke, Thomas	NLD	BIREL ART RACING S.R.L.	ITA	40662 370004	BIREL ART / TM / Vega	3	17	13:57,611 0:10,299	0:00,032	0:48,247	15	87,7 km/h 89,5 km/h
16	135	Degnbol, Noah	DNK	RS Competition	DNK	65659 36053	Tony Kart / Vortex / Vega	2	17	13:59,166 0:11,854	0:01,555	0:48,331	16	87,5 km/h 89,4 km/h
17	106	Pingasov, Miron	ESP	Team Oakes	GBR	ITCJR-0004-ESP 269892	Exprit / Vortex / Vega	1	17	13:59,451 0:12,139	0:00,285	0:48,245	15	87,5 km/h 89,5 km/h
18	109	Mesch, Joel	DEU	KSM Schumacher Racing Team	DEU	IKCJ 1179312 KBF 1067587	Tony Kart / Vortex / Vega	0	17	14:00,131 0:12,819	0:00,680	0:48,446	17	87,4 km/h 89,2 km/h
19	161	Brienza, Joseph	USA	Ward Racing	SWE	K1852-SK-18 JR-C 102	Tonykart / Vortex / Vega	*	17	14:00,746 0:13,434	0:00,615	0:48,317	16	87,4 km/h 89,4 km/h
20	137	Laursen, Conrad	DNK	Ricky Flynn Motorsport	GBR	63232 162392	FA Kart / Vortex / Vega	0	17	14:00,766 0:13,454	0:00,020	0:48,145	15	87,3 km/h 89,7 km/h
21	133	Voncken, Luca	DEU	DS Kartsport	DEU	IKCJ 1153982 KBF 1154357	Mach1 / TM / Vega	0	17	14:01,687 0:14,375	0:00,921	0:48,207	15	87,3 km/h 89,6 km/h
22	160	Haralampiev, Maksim	DEU	Maxim Racing Sport	DEU	IKCJ 1169591 KBF 1167038	EXPRIT / TM / Vega	*	17	14:05,775 0:18,463	0:04,088	0:48,360	15	86,8 km/h 89,3 km/h
23	130	Knopp, Josef	CZE	TB Racing Team	DEU	1017 KBF 1116906	Kart Republic / Parilla / Vega	0	17	14:07,098 0:19,786	0:01,323	0:48,369	13	86,7 km/h 89,3 km/h
24	126	Dolischka, Jorden	AUT	KSB RACING TEAM	AUT	JK 2107 BK 002	Kosmic / Vortex / Vega	0	17	14:07,238 0:19,926	0:00,140	0:48,488	13	86,7 km/h 89,1 km/h
25	159	Pretolani, Nico	ITA	Paolo Pretolani	ITA	359194 359187	Tony Kart / TM / Vega	*	17	14:07,330 0:20,018	0:00,092	0:48,643	11	86,7 km/h 88,8 km/h
26	116	Zanfari, Suleiman	IMR	LOTUS RACING KARTS	SVN	003/0/201E 0225	Tony Kart / Vortex / Vega	0	17	14:07,593 0:20,281	0:00,263	0:48,617	12	86,6 km/h 88,9 km/h
27	128	Øgaard, Sebastian	DNK	TK Racing	DNK	55995 52208	FA Kart / TM Motor / Vega	0	17	14:07,989 0:20,677	0:00,396	0:48,403	11	86,6 km/h 89,3 km/h
28	166	Zug, Lilly	DEU	TB Racing Team	DEU	IKCJ 1173305 KBF 1116906	Kart Republic / Parilla / Vega	0	17	14:08,573 0:21,261	0:00,584	0:48,762	16	86,5 km/h 88,6 km/h
29	125	Karlsson, William	SWE	JP Racing	SWE	20051018587 105	Exprit / Vortex / Vega	0	17	14:08,666 0:21,354	0:00,093	0:48,881	10	86,5 km/h 88,4 km/h
30	114	Ried, Jonas	DEU	Solgat Motorsport	DEU	IKCJ 1167356 KBF 1079882	Ricciardo / TM / Vega	0	17	14:09,158 0:21,846	0:00,492	0:48,965	15	86,5 km/h 88,2 km/h
31	151	Stadsbader, Gilles	BEL	Daems Racing Team	BEL	910062 910430	TonyKart / Vortex / Vega	*	17	14:10,322 0:23,010	0:01,164	0:48,528	13	86,4 km/h 89 km/h
32	129	Ploeg, Bart	NLD	Zanardi racing team	NLD	40401 28613	Zanardi / Parilla / Vega	0	17	14:12,739 0:25,427	0:02,417	0:48,518	11	86,1 km/h 89 km/h
33	107	Hantke, Nico	DEU	3G Racing	DEU	IKCJ 1145936 KBF 1164077	Tony Kart / Parilla / Vega	0	4	3:31,956 13 R	13 R	0:50,854	4	81,5 km/h 84,9 km/h
34	140	Scianti, Enzo	USA	CRG Holland	NLD	K1845-SK-18 JR-C 15521	CRG / TM / Vega	0	0	0:01,969 17 R		4 R		


SNr. 129,151,143,137,133 5 sec penalty Frontfiring
 SNr. 160 5 sec penalty Pushing

Rennleitung: Kai Medefind Racedirektor: Thomas Lainer
 Sportkommissare: Th. Ferrero / U. Bell / H. Seidel / P. Acerbi
 Techn. Kommissare: H-J. Dangers / M. Grasshoff / C. Schmidt / D. Pietzko / M. Somera / A. Mazzanti
 Zeitnahme: KART-DATA timing service Franz Schieszler / Martin Summerer

Zeitnahme / timekeeping
 control
 Franz Schieszler



www.kart-dm.de



17	140	CRG Holland Scionti Enzo Startposition 34	17	107	3G Racing Hantke Nico Startposition 33
16	129	Zanardi racing team Ploeg Bart Startposition 32	16	151	Daems Racing Team Stadsbader Gilles Startposition 31
15	114	Solgat Motorsport Ried Jonas Startposition 30	15	125	JP Racing Karlsson William Startposition 29
14	166	TB Racing Team Zug Lilly Startposition 28	14	128	TK Racing Øgaard Sebastian Startposition 27
13	116	LOTUS RACING KARTS Zanfari Suleiman Startposition 26	13	159	Paolo Pretolani Pretolani Nico Startposition 25
12	126	KSB RACING TEAM Dolischka Jordan Startposition 24	12	130	TB Racing Team Knopp Josef Startposition 23
11	160	Maxim Racing Sport Haralampiev Maksim Startposition 22	11	133	DS Kartsport Voncken Luca Startposition 21
10	137	Ricky Flynn Motorsport Laursen Conrad Startposition 20	10	161	Ward Racing Brienza Joseph Startposition 19
9	109	KSM Schumacher Racing Team Mesch Joel Startposition 18	9	106	Team Oakes Pingasov Miron Startposition 17
8	135	RS Competition Degnbol Noah Startposition 16	8	143	BIREL ART RACING S.R.L. Ten Brinke Thomas Startposition 15
7	131	TB Racing Team Dörr Ben Startposition 14	7	146	CRG Holland Huang Xizhang Startposition 13
6	153	CRG Holland Bertini Colla Leonardo Startposition 12	6	136	Ricky Flynn Motorsport Rees Matthew Startposition 11
5	156	ENERGY CORSE SRL Crawford Jak Startposition 10	5	105	Schumacher Racing Team Bergmeister Jakob Startposition 9
4	157	TBKART srl Villa Edoardo Ludovico Startposition 8	4	120	CRG Holland Spina Alfio Andrea Startposition 7
3	139	Ricky Flynn Motorsport O'sullivan Zak Startposition 6	3	142	BIREL ART RACING S.R.L. Pizzi Francesco Startposition 5
2	124	KSB RACING TEAM Højgaard Mikkel Startposition 4	2	152	WARD RACING Soldatov Maksim Startposition 3
1	138	Ricky Flynn Motorsport Askey Kai Startposition 2	1	119	CRG Holland Trulli Enzo Startposition 1

Starting Grid DJKM (OK-Junior) Race 1

Rennen 17 Race 2


R 13 DJKM (OK-Junior) Race 1

Strecke / track: 1200

Fahrenname Driver	Trulli Enzo	Askey Kai	Soldatov Maksim	Højgaard Mikkel	Pizzi Francesco	O'sullivan Zak	Spina Alfio Andrea	Edoardo Ludovico	Bergmeister Jakob	Crawford Jak	Rees Matthew	Bertini Colla Leonardo
schnellste Runde	0:48,348	0:48,145	0:47,945	0:48,060	0:48,109	0:48,206	0:48,181	0:48,200	0:48,229	0:48,418	0:48,305	0:48,259
in Runde	Rn. 11	Rn. 15	Rn. 14	Rn. 15	Rn. 14	Rn. 15	Rn. 13	Rn. 8	Rn. 12	Rn. 9	Rn. 7	Rn. 15
Speed	89,4 km/h	89,7 km/h	90,1 km/h	89,9 km/h	89,8 km/h	89,6 km/h	89,7 km/h	89,6 km/h	89,6 km/h	89,2 km/h	89,4 km/h	89,5 km/h
Lap 1	0:49,300	0:50,707	0:50,883	0:50,862	0:50,297	0:50,529	0:51,641	0:51,445	0:52,447	0:50,668	0:52,408	0:50,315
Lap 2	0:48,991	0:49,198	0:50,048	0:50,388	0:49,241	0:49,704	0:49,963	0:49,441	0:49,753	0:49,794	0:49,283	0:49,808
Lap 3	0:48,880	0:48,777	0:49,926	0:48,850	0:48,763	0:48,656	0:49,072	0:49,183	0:48,747	0:48,840	0:48,971	0:48,696
Lap 4	0:48,628	0:48,904	0:48,529	0:48,463	0:49,175	0:48,561	0:48,837	0:48,856	0:48,491	0:48,712	0:48,607	0:49,283
Lap 5	0:48,597	0:48,544	0:48,480	0:48,387	0:48,836	0:48,692	0:48,970	0:49,153	0:48,851	0:48,955	0:48,536	0:48,527
Lap 6	0:48,609	0:48,380	0:48,380	0:48,252	0:48,513	0:48,410	0:48,404	0:48,802	0:48,902	0:48,661	0:48,922	0:48,535
Lap 7	0:48,540	0:48,506	0:48,122	0:48,237	0:48,362	0:48,387	0:48,373	0:48,303	0:48,246	0:48,465	0:48,305	0:48,417
Lap 8	0:48,536	0:48,303	0:48,283	0:48,333	0:48,336	0:48,407	0:48,299	0:48,200	0:48,240	0:48,903	0:48,443	0:48,689
Lap 9	0:48,482	0:48,477	0:47,970	0:48,105	0:48,406	0:48,252	0:48,279	0:48,205	0:48,366	0:48,418	0:48,817	0:48,317
Lap 10	0:48,502	0:48,279	0:48,171	0:48,456	0:48,419	0:49,350	0:48,353	0:48,343	0:48,483	0:48,426	0:48,770	0:48,387
Lap 11	0:48,348	0:48,387	0:48,394	0:48,178	0:48,248	0:48,334	0:48,580	0:48,616	0:48,368	0:49,445	0:49,210	0:48,576
Lap 12	0:48,421	0:48,270	0:48,103	0:48,334	0:48,810	0:48,213	0:48,324	0:48,246	0:48,229	0:48,789	0:49,195	0:48,801
Lap 13	0:48,352	0:48,230	0:48,168	0:48,143	0:48,160	0:48,238	0:48,181	0:48,393	0:48,398	0:48,571	0:48,432	0:48,644
Lap 14	0:48,375	0:48,216	0:47,945	0:48,126	0:48,109	0:48,477	0:48,289	0:48,346	0:48,230	0:48,695	0:48,419	0:48,367
Lap 15	0:48,477	0:48,145	0:47,978	0:48,060	0:48,142	0:48,206	0:48,186	0:48,419	0:48,362	0:48,863	0:48,385	0:48,259
Lap 16	0:48,771	0:48,417	0:48,206	0:48,252	0:48,490	0:48,261	0:48,337	0:48,418	0:48,433	0:49,158	0:48,467	0:48,446
Lap 17	0:48,409	0:49,064	0:48,926	0:49,809	0:49,398	0:49,123	0:48,613	0:49,057	0:48,975	0:49,868	0:48,702	0:56,089

R 13 DJKM (OK-Junior) Race 1

Strecke / track: 1200

Fahrername Driver	Huang Xizhang	Dörr Ben	Ten Brinke Thomas	Degnbol Noah	Pingasov Miron	Mesch Joel	Brienza Joseph	Laurisen Conrad	Voncken Luca	Haralampiev Maksim	Knopp Josef	Dolischka Jorden
schnellste Runde	0:48,406 Rn. 15	0:48,449 Rn. 15	0:48,247 Rn. 15	0:48,331 Rn. 16	0:48,245 Rn. 15	0:48,446 Rn. 17	0:48,317 Rn. 16	0:48,145 Rn. 15	0:48,207 Rn. 15	0:48,360 Rn. 15	0:48,369 Rn. 13	0:48,488 Rn. 13
Speed	89,2 km/h	89,2 km/h	89,5 km/h	89,4 km/h	89,5 km/h	89,2 km/h	89,4 km/h	89,7 km/h	89,6 km/h	89,3 km/h	89,3 km/h	89,1 km/h
Lap 1	0:53,014	0:52,528	0:52,018	0:54,146	0:53,945	0:53,513	0:54,024	0:52,984	0:53,253	0:52,386	0:54,198	0:54,343
Lap 2	0:49,490	0:49,775	0:49,122	0:49,612	0:49,941	0:50,080	0:49,274	0:49,264	0:49,615	0:50,793	0:49,655	0:50,641
Lap 3	0:48,884	0:49,166	0:49,148	0:49,390	0:49,862	0:49,919	0:50,066	0:49,184	0:49,270	0:50,834	0:51,353	0:50,642
Lap 4	0:48,827	0:49,746	0:48,636	0:48,613	0:48,943	0:48,817	0:49,122	0:48,429	0:48,740	0:49,009	0:50,328	0:49,008
Lap 5	0:49,037	0:48,903	0:49,515	0:48,648	0:48,620	0:49,029	0:48,677	0:48,566	0:48,512	0:48,769	0:48,862	0:49,067
Lap 6	0:48,584	0:48,658	0:49,435	0:48,844	0:48,582	0:48,721	0:49,005	0:48,390	0:48,695	0:49,903	0:48,757	0:48,763
Lap 7	0:48,431	0:48,590	0:48,423	0:50,297	0:49,399	0:49,226	0:49,519	0:48,682	0:48,922	0:49,488	0:48,593	0:48,731
Lap 8	0:48,529	0:48,658	0:48,398	0:49,165	0:49,228	0:48,905	0:49,286	0:48,237	0:48,271	0:49,472	0:49,163	0:49,168
Lap 9	0:48,579	0:48,606	0:48,472	0:48,739	0:49,091	0:48,844	0:49,375	0:48,526	0:48,324	0:49,009	0:48,503	0:49,046
Lap 10	0:48,552	0:48,607	0:48,341	0:48,501	0:48,701	0:48,590	0:49,383	0:48,898	0:48,339	0:48,975	0:48,620	0:49,259
Lap 11	0:49,116	0:48,720	0:48,430	0:48,510	0:48,386	0:48,731	0:48,782	0:49,150	0:48,571	0:48,918	0:48,570	0:48,634
Lap 12	0:49,327	0:49,144	0:48,383	0:48,489	0:48,355	0:48,999	0:48,484	0:49,944	0:48,373	0:48,613	0:48,616	0:48,612
Lap 13	0:48,460	0:48,920	0:48,355	0:48,391	0:48,569	0:48,556	0:48,642	0:48,399	0:48,391	0:48,677	0:48,369	0:48,488
Lap 14	0:48,995	0:48,938	0:48,319	0:48,528	0:48,627	0:48,828	0:48,544	0:48,552	0:48,553	0:48,479	0:49,183	0:48,530
Lap 15	0:48,406	0:48,449	0:48,247	0:48,350	0:48,245	0:48,544	0:48,537	0:48,145	0:48,207	0:48,360	0:49,233	0:48,852
Lap 16	0:48,842	0:48,705	0:48,289	0:48,331	0:48,264	0:48,518	0:48,317	0:48,181	0:48,552	0:48,534	0:49,180	0:49,265
Lap 17	0:49,258	0:48,904	0:48,521	0:48,686	0:48,499	0:48,446	0:48,756	0:48,494	0:48,585	0:48,496	0:51,551	0:50,655

R 13 DJKM (OK-Junior) Race 1

Strecke / track: 1200

Fahrername Driver	Pretolani Nico	Zanfari Suleiman	Øgaard Sebastian	Zug Lilly	Karlsson William	Ried Jonas	Stadsbader Gilles	Ploeg Bart	Hantke Nico	Scionti Enzo
schnellste Runde in Runde	0:48,643 Rn. 11	0:48,617 Rn. 12	0:48,403 Rn. 11	0:48,762 Rn. 16	0:48,881 Rn. 10	0:48,965 Rn. 15	0:48,528 Rn. 13	0:48,518 Rn. 11	0:50,854 Rn. 4	
Speed	88,8 km/h	88,9 km/h	89,3 km/h	88,6 km/h	88,4 km/h	88,2 km/h	89,0 km/h	89,0 km/h	84,9 km/h	
Lap 1	0:53,797	0:53,774	0:55,270	0:53,874	0:54,624	0:52,690	0:54,695	0:53,888	0:53,981	
Lap 2	0:50,299	0:50,781	0:51,095	0:50,277	0:50,864	0:51,346	0:50,294	0:50,648	0:51,007	
Lap 3	0:49,858	0:49,840	0:50,153	0:50,968	0:50,883	0:50,389	0:50,045	0:49,853	0:52,518	
Lap 4	0:49,152	0:49,211	0:49,277	0:50,160	0:49,316	0:50,284	0:49,227	0:49,544	<u>0:50,854</u>	
Lap 5	0:48,941	0:49,076	0:48,602	0:50,211	0:49,462	0:49,631	0:48,808	0:48,731		
Lap 6	0:48,724	0:48,899	0:48,896	0:49,093	0:48,959	0:49,300	0:49,005	0:49,255		
Lap 7	0:49,073	0:49,288	0:48,637	0:49,161	0:48,981	0:49,201	0:48,809	0:48,640		
Lap 8	0:49,049	0:48,931	0:49,496	0:48,931	0:49,068	0:49,419	0:48,790	0:49,497		
Lap 9	0:48,823	0:48,863	0:48,595	0:48,953	0:49,077	0:49,098	0:48,592	0:48,767		
Lap 10	0:49,517	0:48,825	0:48,873	0:48,821	<u>0:48,881</u>	0:50,089	0:48,684	0:48,762		
Lap 11	<u>0:48,643</u>	0:48,645	<u>0:48,403</u>	0:49,009	0:49,077	0:49,627	0:48,819	<u>0:48,518</u>		
Lap 12	0:48,805	<u>0:48,617</u>	0:49,983	0:49,195	0:48,882	0:49,407	0:49,098	0:48,863		
Lap 13	0:48,739	0:48,715	0:48,466	0:48,988	0:48,933	0:49,072	<u>0:48,528</u>	0:48,649		
Lap 14	0:48,745	0:49,578	0:48,470	0:48,958	0:49,027	0:48,994	0:49,060	0:48,632		
Lap 15	0:49,544	0:48,929	0:49,218	0:48,877	0:49,026	<u>0:48,965</u>	0:49,049	0:48,887		
Lap 16	0:49,246	0:49,336	0:49,279	<u>0:48,762</u>	0:48,988	0:49,122	0:49,496	0:49,277		
Lap 17	0:51,118	0:52,123	0:51,938	0:49,539	0:49,786	0:49,379	0:49,389	0:51,433		

R 13 DJKM (OK-Junior) Race 1

Ziel		Sektion 1		Sektion 2		Sektion 3	
Fahrername	Zeit	Fahrername	Zeit	Fahrername	Zeit	Fahrername	Zeit
1 152 Soldatov,Maksim	0:47,945	152 Soldatov,Maksim	0:18,907	152 Soldatov,Maksim	0:14,592	124 Heigaard,Mikkel	0:14,364
2 124 Heigaard,Mikkel	0:48,060	124 Heigaard,Mikkel	0:18,967	135 Degnbol,Noah	0:14,619	142 Pizzi,Francesco	0:14,369
3 142 Pizzi,Francesco	0:48,109	137 Laursen,Conrad	0:19,005	138 Askey,Kai	0:14,629	152 Soldatov,Maksim	0:14,379
4 138 Askey,Kai	0:48,145	139 O'sullivan,Zak	0:19,006	142 Pizzi,Francesco	0:14,630	106 Pingasov,Miron	0:14,397
5 137 Laursen,Conrad	0:48,145	128 Øgaard,Sebastian	0:19,009	157 Villa,Edoardo Ludovico	0:14,630	133 Voncken,Luca	0:14,433
6 120 Spina,Alfio Andrea	0:48,181	109 Mesch,Joel	0:19,012	105 Bergmeister,Jakob	0:14,637	153 Bertini Colla,Leonardo	0:14,433
7 157 Villa,Edoardo Ludovico	0:48,200	138 Askey,Kai	0:19,017	153 Bertini Colla,Leonardo	0:14,637	105 Bergmeister,Jakob	0:14,434
8 139 O'sullivan,Zak	0:48,206	120 Spina,Alfio Andrea	0:19,017	124 Heigaard,Mikkel	0:14,642	139 O'sullivan,Zak	0:14,435
9 133 Voncken,Luca	0:48,207	153 Bertini Colla,Leonardo	0:19,018	137 Laursen,Conrad	0:14,652	137 Laursen,Conrad	0:14,439
10 105 Bergmeister,Jakob	0:48,229	161 Brienza,Joseph	0:19,022	136 Rees,Matthew	0:14,653	120 Spina,Alfio Andrea	0:14,446
11 106 Pingasov,Miron	0:48,245	133 Voncken,Luca	0:19,023	106 Pingasov,Miron	0:14,659	130 Knopp,Josef	0:14,449
12 143 Ten Brinke,Thomas	0:48,247	142 Pizzi,Francesco	0:19,041	143 Ten Brinke,Thomas	0:14,662	143 Ten Brinke,Thomas	0:14,452
13 153 Bertini Colla,Leonardo	0:48,259	105 Bergmeister,Jakob	0:19,041	119 Trulli,Enzo	0:14,666	138 Askey,Kai	0:14,465
14 136 Rees,Matthew	0:48,305	157 Villa,Edoardo Ludovico	0:19,061	139 O'sullivan,Zak	0:14,666	157 Villa,Edoardo Ludovico	0:14,466
15 161 Brienza,Joseph	0:48,317	136 Rees,Matthew	0:19,066	133 Voncken,Luca	0:14,669	131 Dörr,Ben	0:14,471
16 135 Degnbol,Noah	0:48,331	143 Ten Brinke,Thomas	0:19,070	120 Spina,Alfio Andrea	0:14,694	136 Rees,Matthew	0:14,473
17 119 Trulli,Enzo	0:48,348	160 Haralampiev,Maksim	0:19,075	156 Crawford,Jak	0:14,704	160 Haralampiev,Maksim	0:14,490
18 160 Haralampiev,Maksim	0:48,360	130 Knopp,Josef	0:19,075	161 Brienza,Joseph	0:14,713	146 Huang,Xizhang	0:14,506
19 130 Knopp,Josef	0:48,369	106 Pingasov,Miron	0:19,079	146 Huang,Xizhang	0:14,718	128 Øgaard,Sebastian	0:14,507
20 128 Øgaard,Sebastian	0:48,403	135 Degnbol,Noah	0:19,080	159 Pretolani,Nico	0:14,718	161 Brienza,Joseph	0:14,508
21 146 Huang,Xizhang	0:48,406	151 Stadtsbader,Gilles	0:19,100	151 Stadtsbader,Gilles	0:14,725	119 Trulli,Enzo	0:14,516
22 156 Crawford,Jak	0:48,418	119 Trulli,Enzo	0:19,104	130 Knopp,Josef	0:14,726	151 Stadtsbader,Gilles	0:14,517
23 109 Mesch,Joel	0:48,446	156 Crawford,Jak	0:19,107	128 Øgaard,Sebastian	0:14,727	109 Mesch,Joel	0:14,525
24 131 Dörr,Ben	0:48,449	131 Dörr,Ben	0:19,121	109 Mesch,Joel	0:14,730	156 Crawford,Jak	0:14,529
25 126 Dolischka,Jorden	0:48,488	146 Huang,Xizhang	0:19,131	129 Ploeg,Barth	0:14,754	126 Dolischka,Jorden	0:14,537
26 129 Ploeg,Barth	0:48,518	126 Dolischka,Jorden	0:19,134	131 Dörr,Ben	0:14,764	135 Degnbol,Noah	0:14,560
27 151 Stadtsbader,Gilles	0:48,528	129 Ploeg,Barth	0:19,147	160 Haralampiev,Maksim	0:14,788	129 Ploeg,Barth	0:14,560
28 116 Zanfari,Suleiman	0:48,617	159 Pretolani,Nico	0:19,163	126 Dolischka,Jorden	0:14,793	166 Zug,Lilly	0:14,563
29 159 Pretolani,Nico	0:48,643	116 Zanfari,Suleiman	0:19,193	116 Zanfari,Suleiman	0:14,793	125 Karlsson,William	0:14,623
30 166 Zug,Lilly	0:48,762	166 Zug,Lilly	0:19,220	114 Ried,Jonas	0:14,845	116 Zanfari,Suleiman	0:14,626
31 125 Karlsson,William	0:48,881	114 Ried,Jonas	0:19,254	125 Karlsson,William	0:14,855	159 Pretolani,Nico	0:14,650
32 114 Ried,Jonas	0:48,965	125 Karlsson,William	0:19,287	166 Zug,Lilly	0:14,899	114 Ried,Jonas	0:14,722
33 107 Hamtke,Nico	0:50,854	107 Hamtke,Nico	0:19,779	107 Hamtke,Nico	0:15,254	107 Hamtke,Nico	0:15,304
34 140 Scionti,Enzo		140 Scionti,Enzo	0:21,088	140 Scionti,Enzo		140 Scionti,Enzo	

GERMAN KARTING CHAMPIONSHIPS 2018

13-15 / 04 / 2018

DMSB RegNr. 88-2018

R 13 DJKM (OK-Junior) Race 1

Die schnellsten Zeiten

Ort	Nr. Fahrername	Zeit	Streckenkil.	Ø Speed
Ziel	152 Soldatov,Maksim	0:47,945	1200 m	90,1 km/h
Sektion 1	152 Soldatov,Maksim	0:18,907	531 m	101,1 km/h
Sektion 2	152 Soldatov,Maksim	0:14,592	390 m	96,2 km/h
Sektion 3	124 Heigaard,Mikkel	0:14,364	279 m	69,9 km/h

	Smr.119 Trulli,Enzo ITA CRG Holland			Smr.138 Askey,Kai GBR Ricky Flynn Motorsport			Smr.152 Soldatov,Maksim RUS WARD RACING			Smr.124 Heigaard,Mikkel DNK KSB RACING TEAM			Smr.142 Pizzi,Francesco ITA BIREL ART RACING S.R.L.					
	theoretisch mögliche Bestzeit	Ziel	Sektion 3	theoretisch mögliche Bestzeit	Ziel	Sektion 3	theoretisch mögliche Bestzeit	Ziel	Sektion 3	theoretisch mögliche Bestzeit	Ziel	Sektion 3	theoretisch mögliche Bestzeit	Ziel	Sektion 3			
best	0:48,348	0:19,104	0:14,666	0:48,145	0:19,017	0:14,629	0:47,945	0:18,907	0:14,592	0:14,379	0:48,060	0:18,967	0:14,642	0:14,364	0:48,109	0:19,041	0:14,630	0:14,369
Runde 1	0:49,300	0:19,516	0:14,708	0:50,707	0:20,653	0:15,263	0:50,883	0:20,995	0:15,162	0:14,726	0:50,862	0:20,787	0:15,315	0:14,760	0:50,297	0:20,336	0:15,191	0:14,770
Runde 2	0:48,991	0:19,345	0:14,923	0:49,198	0:19,369	0:15,174	0:50,048	0:19,380	0:15,178	0:15,490	0:50,388	0:19,567	0:15,160	0:15,661	0:49,241	0:19,476	0:15,100	0:14,665
Runde 3	0:48,880	0:19,295	0:14,819	0:48,777	0:19,218	0:14,895	0:49,926	0:19,378	0:15,006	0:15,542	0:48,850	0:19,222	0:14,909	0:14,719	0:48,763	0:19,225	0:14,944	0:14,594
Runde 4	0:48,628	0:19,220	0:14,769	0:48,904	0:19,210	0:14,869	0:48,529	0:19,148	0:14,659	0:14,722	0:48,463	0:19,126	0:14,797	0:14,540	0:49,175	0:19,284	0:14,871	0:15,020
Runde 5	0:48,597	0:19,182	0:14,722	0:48,544	0:19,176	0:14,725	0:48,480	0:19,056	0:14,807	0:14,617	0:48,387	0:18,978	0:14,881	0:14,528	0:48,836	0:19,229	0:14,822	0:14,785
Runde 6	0:48,609	0:19,218	0:14,735	0:48,380	0:19,137	0:14,738	0:48,380	0:19,041	0:14,800	0:14,539	0:48,252	0:19,072	0:14,759	0:14,421	0:48,513	0:19,189	0:14,824	0:14,500
Runde 7	0:48,540	0:19,215	0:14,714	0:48,506	0:19,221	0:14,749	0:48,122	0:19,023	0:14,613	0:14,486	0:48,237	0:19,080	0:14,662	0:14,495	0:48,336	0:19,101	0:14,755	0:14,506
Runde 8	0:48,536	0:19,193	0:14,712	0:48,303	0:19,114	0:14,711	0:48,303	0:19,114	0:14,711	0:14,478	0:48,303	0:19,071	0:14,715	0:14,547	0:48,336	0:19,112	0:14,775	0:14,449
Runde 9	0:48,482	0:19,138	0:14,721	0:48,477	0:19,121	0:14,742	0:47,970	0:18,946	0:14,618	0:14,406	0:48,105	0:19,018	0:14,675	0:14,412	0:48,406	0:19,140	0:14,798	0:14,468
Runde 10	0:48,502	0:19,244	0:14,673	0:48,279	0:19,088	0:14,673	0:48,171	0:18,958	0:14,672	0:14,541	0:48,456	0:18,967	0:14,767	0:14,722	0:48,419	0:19,041	0:14,727	0:14,651
Runde 11	0:48,348	0:19,150	0:14,682	0:48,387	0:19,146	0:14,759	0:48,394	0:19,067	0:14,660	0:14,667	0:48,178	0:19,079	0:14,690	0:14,409	0:48,248	0:19,119	0:14,712	0:14,417
Runde 12	0:48,421	0:19,174	0:14,708	0:48,270	0:19,108	0:14,666	0:48,103	0:19,055	0:14,614	0:14,434	0:48,334	0:19,091	0:14,842	0:14,401	0:48,810	0:19,444	0:14,843	0:14,523
Runde 13	0:48,352	0:19,142	0:14,676	0:48,230	0:19,067	0:14,676	0:48,168	0:18,907	0:14,734	0:14,527	0:48,143	0:19,104	0:14,642	0:14,397	0:48,160	0:19,091	0:14,700	0:14,369
Runde 14	0:48,375	0:19,119	0:14,673	0:48,216	0:19,116	0:14,629	0:47,945	0:18,965	0:14,601	0:14,379	0:48,126	0:19,058	0:14,649	0:14,419	0:48,109	0:19,041	0:14,698	0:14,370
Runde 15	0:48,477	0:19,104	0:14,733	0:48,145	0:19,033	0:14,647	0:47,978	0:18,938	0:14,592	0:14,448	0:48,060	0:19,041	0:14,655	0:14,364	0:48,142	0:19,051	0:14,630	0:14,461
Runde 16	0:48,771	0:19,242	0:14,706	0:48,417	0:19,017	0:14,716	0:48,206	0:19,068	0:14,655	0:14,483	0:48,252	0:19,017	0:14,761	0:14,474	0:48,490	0:19,284	0:14,787	0:14,419
Runde 17	0:48,409	0:19,183	0:14,666	0:49,064	0:19,630	0:14,873	0:48,926	0:19,185	0:15,190	0:14,551	0:49,809	0:19,517	0:15,497	0:14,795	0:49,398	0:19,214	0:15,331	0:14,853

R 13 DJKM (OK-Junior) Race 1

Die schnellsten Zeiten				
Ort	Nr. Fahrername	Zeit	Streckl.	Ø Speed
Ziel	152 Soldarov,Maksim	0:47,945	1200 m	90,1 km/h
Sektion 1	152 Soldarov,Maksim	0:18,907	531 m	101,1 km/h
Sektion 2	152 Soldarov,Maksim	0:14,592	390 m	96,2 km/h
Sektion 3	124 Hejgaard,Mikkel	0:14,364	279 m	69,9 km/h

best	Smr.139 O'sullivan,Zak GBR Ricky Flynn Motorsport		Smr.120 Spina,Alfio Andrea ITA CRG Holland		Smr.157 Villa,Edoardo Ludovico ITA TBKART srl		Smr.105 Bergmeister,Jakob DEU Schumacher Racing Team		Smr.143 Ten Brinke,Thomas NLD BIREL ART RACING S.R.L.			
	theoretisch mögliche Bestzeit	Ziel	theoretisch mögliche Bestzeit	Ziel	theoretisch mögliche Bestzeit	Ziel	theoretisch mögliche Bestzeit	Ziel	theoretisch mögliche Bestzeit	Ziel		
Runde 1	0:50,529	0:20,688	0:15,154	0:14,687	0:51,641	0:21,514	0:15,461	0:14,666	0:52,018	0:20,738	0:16,487	0:14,793
Runde 2	0:49,704	0:19,547	0:15,468	0:14,689	0:49,963	0:19,439	0:15,040	0:15,484	0:49,122	0:19,450	0:15,074	0:14,598
Runde 3	0:48,656	0:19,224	0:14,824	0:14,608	0:49,072	0:19,270	0:14,986	0:14,816	0:49,148	0:19,229	0:14,883	0:15,036
Runde 4	0:48,561	0:19,065	0:14,925	0:14,571	0:48,837	0:19,101	0:14,873	0:14,863	0:48,636	0:19,186	0:14,767	0:14,683
Runde 5	0:48,692	0:19,356	0:14,794	0:14,542	0:48,970	0:19,403	0:15,010	0:14,557	0:49,515	0:19,828	0:15,080	0:14,657
Runde 6	0:48,410	0:19,124	0:14,772	0:14,514	0:48,404	0:19,071	0:14,785	0:14,548	0:49,435	0:19,235	0:15,120	0:15,080
Runde 7	0:48,387	0:19,066	0:14,830	0:14,491	0:48,373	0:19,143	0:14,752	0:14,478	0:48,423	0:19,079	0:14,765	0:14,579
Runde 8	0:48,407	0:19,108	0:14,747	0:14,552	0:48,299	0:19,048	0:14,709	0:14,542	0:48,398	0:19,111	0:14,702	0:14,585
Runde 9	0:48,252	0:19,070	0:14,727	0:14,455	0:48,279	0:19,083	0:14,737	0:14,459	0:48,472	0:19,099	0:14,708	0:14,665
Runde 10	0:49,350	0:19,127	0:14,793	0:15,430	0:48,353	0:19,098	0:14,782	0:14,473	0:48,341	0:19,139	0:14,695	0:14,507
Runde 11	0:48,334	0:19,036	0:14,742	0:14,556	0:48,580	0:19,140	0:14,890	0:14,550	0:48,430	0:19,181	0:14,746	0:14,503
Runde 12	0:48,213	0:19,006	0:14,713	0:14,494	0:48,324	0:19,083	0:14,782	0:14,459	0:48,383	0:19,156	0:14,730	0:14,497
Runde 13	0:48,238	0:19,065	0:14,738	0:14,435	0:48,181	0:19,017	0:14,716	0:14,448	0:48,355	0:19,186	0:14,717	0:14,452
Runde 14	0:48,477	0:19,231	0:14,771	0:14,475	0:48,289	0:19,032	0:14,770	0:14,487	0:48,319	0:19,133	0:14,686	0:14,500
Runde 15	0:48,206	0:19,086	0:14,666	0:14,454	0:48,186	0:19,046	0:14,694	0:14,446	0:48,247	0:19,070	0:14,662	0:14,515
Runde 16	0:48,281	0:19,087	0:14,756	0:14,438	0:48,337	0:19,077	0:14,718	0:14,542	0:48,289	0:19,130	0:14,677	0:14,482
Runde 17	0:49,123	0:19,048	0:15,152	0:14,923	0:48,613	0:19,043	0:14,975	0:14,595	0:48,521	0:19,169	0:14,813	0:14,539

R 13 DJKM (OK-Junior) Race 1

Die schnellsten Zeiten				
Ort	Nr. Fahrername	Zeit	Streckenl.	Ø Speed
Ziel	152 Soldatov,Maksim	0:47,945	1200 m	90,1 km/h
Sektion 1	152 Soldatov,Maksim	0:18,907	531 m	101,1 km/h
Sektion 2	152 Soldatov,Maksim	0:14,592	390 m	96,2 km/h
Sektion 3	124 Heigaard,Mikkel	0:14,364	279 m	69,9 km/h

	Smr.156 Crawford,Jak USA ENERGY CORSE SRL			Smr.136 Rees,Matthew GBR			Smr.137 Laursen,Conrad DNK Ricky Flynn Motorsport			Smr.133 Voncken,Luca DEU DS Kartsport			Smr.153 Bertini Colla,Leonardo ITA CRG Holland									
	theoretisch mögliche Bestzeit	Ziel	Sektion 3	theoretisch mögliche Bestzeit	Ziel	Sektion 3	theoretisch mögliche Bestzeit	Ziel	Sektion 2	Sektion 3	theoretisch mögliche Bestzeit	Ziel	Sektion 1	Sektion 2	Sektion 3	theoretisch mögliche Bestzeit	Ziel	Sektion 1	Sektion 2	Sektion 3		
best	0:48,418	0:19,107	0:14,704	0:48,305	0:19,066	0:14,653	0:48,145	0:19,005	0:14,652	0:14,439	0:48,207	0:19,023	0:14,669	0:14,433	0:48,259	0:19,018	0:14,637	0:14,433	0:48,315	0:20,333	0:15,120	0:14,862
Runde 1	0:50,668	0:20,643	0:15,165	0:49,408	0:20,972	0:16,152	0:49,984	0:20,918	0:16,432	0:15,634	0:53,253	0:20,943	0:16,817	0:15,493	0:50,315	0:20,333	0:15,120	0:14,862	0:49,808	0:19,821	0:15,343	0:14,644
Runde 2	0:49,794	0:19,635	0:15,119	0:49,283	0:19,512	0:14,953	0:49,264	0:19,435	0:15,070	0:14,759	0:49,615	0:19,692	0:15,035	0:14,888	0:49,808	0:19,821	0:15,343	0:14,644	0:48,696	0:19,251	0:14,845	0:14,600
Runde 3	0:48,840	0:19,289	0:14,868	0:48,971	0:19,406	0:14,897	0:48,194	0:19,284	0:15,355	0:14,545	0:49,270	0:19,321	0:15,203	0:14,746	0:48,696	0:19,251	0:14,845	0:14,600	0:48,263	0:19,187	0:15,019	0:15,077
Runde 4	0:48,712	0:19,223	0:14,791	0:48,607	0:19,090	0:14,797	0:48,429	0:19,165	0:14,727	0:14,537	0:48,740	0:19,345	0:14,747	0:14,648	0:49,263	0:19,187	0:15,019	0:15,077	0:48,527	0:19,196	0:14,729	0:14,602
Runde 5	0:48,955	0:19,237	0:14,860	0:48,536	0:19,162	0:14,800	0:48,566	0:19,184	0:14,885	0:14,547	0:48,512	0:19,204	0:14,785	0:14,523	0:48,527	0:19,196	0:14,729	0:14,602	0:48,535	0:19,114	0:14,896	0:14,525
Runde 6	0:48,661	0:19,267	0:14,792	0:48,922	0:19,167	0:14,873	0:48,390	0:19,145	0:14,680	0:14,565	0:48,922	0:19,203	0:14,673	0:14,957	0:48,535	0:19,114	0:14,896	0:14,525	0:48,417	0:19,125	0:14,697	0:14,595
Runde 7	0:48,465	0:19,107	0:14,767	0:48,305	0:19,066	0:14,653	0:48,682	0:19,105	0:14,743	0:14,834	0:48,271	0:19,123	0:14,669	0:14,479	0:48,417	0:19,125	0:14,697	0:14,595	0:48,689	0:19,135	0:14,737	0:14,817
Runde 8	0:48,903	0:19,167	0:14,715	0:48,443	0:19,150	0:14,717	0:48,237	0:19,058	0:14,691	0:14,488	0:48,324	0:19,090	0:14,704	0:14,530	0:48,689	0:19,135	0:14,737	0:14,817	0:48,317	0:19,079	0:14,731	0:14,507
Runde 9	0:48,418	0:19,132	0:14,704	0:48,817	0:19,120	0:14,737	0:48,526	0:19,079	0:14,706	0:14,741	0:48,426	0:19,079	0:14,704	0:14,530	0:48,317	0:19,079	0:14,731	0:14,507	0:48,426	0:19,181	0:14,716	0:14,529
Runde 10	0:48,426	0:19,181	0:14,716	0:48,770	0:19,114	0:14,771	0:48,898	0:19,131	0:14,789	0:14,978	0:48,339	0:19,130	0:14,671	0:14,538	0:48,387	0:19,018	0:14,637	0:14,732	0:48,426	0:19,181	0:14,716	0:14,529
Runde 11	0:49,445	0:19,363	0:15,013	0:49,210	0:19,269	0:15,102	0:49,150	0:19,124	0:15,292	0:14,734	0:48,571	0:19,233	0:14,794	0:14,544	0:48,576	0:19,054	0:14,691	0:14,831	0:48,445	0:19,363	0:15,013	0:14,716
Runde 12	0:48,789	0:19,187	0:14,719	0:49,195	0:19,257	0:15,092	0:49,944	0:19,162	0:15,098	0:15,684	0:48,373	0:19,115	0:14,685	0:14,573	0:48,801	0:19,585	0:14,700	0:14,516	0:48,789	0:19,187	0:14,719	0:14,716
Runde 13	0:48,571	0:19,201	0:14,760	0:48,432	0:19,137	0:14,815	0:48,399	0:19,104	0:14,856	0:14,439	0:48,391	0:19,066	0:14,763	0:14,562	0:48,644	0:19,306	0:14,768	0:14,570	0:48,571	0:19,201	0:14,760	0:14,716
Runde 14	0:48,695	0:19,276	0:14,787	0:48,419	0:19,135	0:14,732	0:48,552	0:19,005	0:14,966	0:14,581	0:48,553	0:19,125	0:14,821	0:14,607	0:48,367	0:19,170	0:14,764	0:14,433	0:48,695	0:19,276	0:14,787	0:14,716
Runde 15	0:48,863	0:19,300	0:14,781	0:48,385	0:19,110	0:14,802	0:48,145	0:19,033	0:14,660	0:14,452	0:48,207	0:19,023	0:14,751	0:14,433	0:48,259	0:19,120	0:14,648	0:14,491	0:48,863	0:19,300	0:14,781	0:14,716
Runde 16	0:49,158	0:19,281	0:15,024	0:48,467	0:19,118	0:14,737	0:48,181	0:19,054	0:14,652	0:14,475	0:48,552	0:19,286	0:14,711	0:14,555	0:48,446	0:19,174	0:14,759	0:14,513	0:49,158	0:19,281	0:15,024	0:14,716
Runde 17	0:49,868	0:20,152	0:14,945	0:48,702	0:19,221	0:14,899	0:48,494	0:19,058	0:14,792	0:14,644	0:48,702	0:19,153	0:14,753	0:14,679	0:48,585	0:19,165	0:14,751	0:15,673	0:49,868	0:20,152	0:14,945	0:14,716

GERMAN KARTING CHAMPIONSHIPS 2018

13-15 / 04 / 2018

DMSB RegNr. 88-2018

R 13 DJKM (OK-Junior) Race 1

Die schnellsten Zeiten

Ort	Nr. Fahrername	Zeit	Streckentl.	Ø Speed
Ziel	152 Soldatov, Maksim	0:47,945	1200 m	90,1 km/h
Sektion 1	152 Soldatov, Maksim	0:18,907	531 m	101,1 km/h
Sektion 2	152 Soldatov, Maksim	0:14,592	390 m	96,2 km/h
Sektion 3	124 Heigaard, Mikkel	0:14,364	279 m	69,9 km/h

	Snr.146 Huang,Xizhang CHN CRG Holland		Snr.131 Dörr,Ben DEU TB Racing Team		Snr.135 Degnbol,Noah DNK RS Competition		Snr.106 Pingasov,Miron ESP Team Oakes		Snr.109 Mesch,Joel DEU KSM Schumacher Racing Team	
	theoretisch mögliche Bestzeit: 0:48,355	Ziel	theoretisch mögliche Bestzeit: 0:48,356	Ziel	theoretisch mögliche Bestzeit: 0:48,259	Ziel	theoretisch mögliche Bestzeit: 0:48,135	Ziel	theoretisch mögliche Bestzeit: 0:48,267	Ziel
best	0:48,406	0:19,131	0:14,718	0:14,506	0:48,449	0:19,121	0:14,764	0:14,471	0:48,446	0:19,012
Runde 1	0:53,014	0:21,284	0:15,932	0:15,798	0:52,528	0:21,145	0:16,291	0:15,092	0:53,513	0:20,885
Runde 2	0:49,490	0:19,641	0:15,069	0:14,780	0:49,775	0:19,432	0:15,326	0:15,017	0:50,080	0:19,812
Runde 3	0:48,884	0:19,292	0:14,887	0:14,705	0:49,166	0:19,502	0:14,947	0:14,717	0:49,919	0:19,623
Runde 4	0:48,827	0:19,253	0:14,861	0:14,713	0:49,746	0:19,500	0:14,965	0:15,281	0:48,817	0:19,327
Runde 5	0:49,037	0:19,191	0:14,892	0:14,954	0:48,903	0:19,304	0:14,877	0:14,722	0:49,029	0:19,505
Runde 6	0:48,584	0:19,198	0:14,823	0:14,563	0:48,658	0:19,205	0:14,824	0:14,629	0:48,721	0:19,216
Runde 7	0:48,431	0:19,170	0:14,741	0:14,520	0:48,590	0:19,199	0:14,764	0:14,627	0:49,226	0:19,069
Runde 8	0:48,529	0:19,211	0:14,734	0:14,584	0:48,658	0:19,169	0:14,879	0:14,610	0:48,905	0:19,115
Runde 9	0:48,579	0:19,230	0:14,718	0:14,631	0:48,606	0:19,223	0:14,769	0:14,614	0:48,844	0:19,243
Runde 10	0:48,552	0:19,162	0:14,836	0:14,554	0:48,607	0:19,210	0:14,776	0:14,621	0:48,590	0:19,291
Runde 11	0:49,116	0:19,220	0:15,076	0:14,820	0:48,720	0:19,121	0:14,884	0:14,715	0:48,731	0:19,302
Runde 12	0:49,327	0:19,131	0:15,128	0:15,068	0:49,144	0:19,236	0:15,009	0:14,899	0:48,999	0:19,584
Runde 13	0:48,460	0:19,156	0:14,773	0:14,531	0:48,920	0:19,343	0:14,778	0:14,799	0:48,556	0:19,035
Runde 14	0:48,995	0:19,189	0:15,044	0:14,762	0:48,938	0:19,145	0:14,822	0:14,971	0:48,828	0:19,012
Runde 15	0:48,406	0:19,160	0:14,739	0:14,507	0:48,449	0:19,156	0:14,822	0:14,471	0:48,544	0:19,185
Runde 16	0:48,842	0:19,554	0:14,782	0:14,506	0:48,705	0:19,260	0:14,855	0:14,590	0:48,518	0:19,091
Runde 17	0:49,258	0:19,175	0:14,892	0:15,191	0:48,904	0:19,144	0:14,852	0:14,908	0:48,446	0:19,150

GERMAN KARTING CHAMPIONSHIPS 2018

13-15 / 04 / 2018

DMSB RegNr 88-2018

R 13 DJKM (OK-Junior) Race 1

Die schnellsten Zeiten

Ort	Nr. Fahrername	Zeit	Streckl.	Ø Speed
Ziel	152 Soldarov,Maksim	0:47,945	1200 m	90,1 km/h
Sektion 1	152 Soldarov,Maksim	0:18,907	531 m	101,1 km/h
Sektion 2	152 Soldarov,Maksim	0:14,592	390 m	96,2 km/h
Sektion 3	124 Heigaard,Mikkel	0:14,364	279 m	69,9 km/h

	Smr.161 Brienza,Joseph USA Word Racing		Smr.160 Haralampiev,Maksim DEU Maxim Racing Sport		Smr.151 Stadshader,Gilles BEL Deems Racing Team		Smr.130 Knopp,Josef CZE TB Racing Team		Smr.126 Dolischka,Jorden AUT KSB RACING TEAM							
	theoretisch mögliche Bestzeit: 0:48,243	Ziel	theoretisch mögliche Bestzeit: 0:48,353	Ziel	theoretisch mögliche Bestzeit: 0:48,342	Ziel	theoretisch mögliche Bestzeit: 0:48,250	Ziel	theoretisch mögliche Bestzeit: 0:48,464	Ziel						
best	0:48,317	0:19,022	0:14,713	0:14,508	0:48,317	0:19,022	0:14,713	0:14,508	0:48,317	0:19,022	0:14,713	0:14,508	0:48,317	0:19,022	0:14,713	0:14,508
Runde 1	0:54,024	0:21,096	0:16,205	0:16,723	0:52,386	0:21,058	0:16,488	0:14,840	0:54,343	0:21,460	0:17,016	0:15,867				
Runde 2	0:49,274	0:19,401	0:15,154	0:14,719	0:50,793	0:19,657	0:15,442	0:15,694	0:50,641	0:19,734	0:15,857	0:15,050				
Runde 3	0:50,066	0:19,220	0:15,786	0:15,060	0:50,834	0:19,526	0:16,414	0:14,894	0:50,642	0:20,156	0:15,261	0:15,225				
Runde 4	0:49,122	0:19,403	0:14,930	0:14,789	0:49,009	0:19,360	0:14,984	0:14,665	0:49,008	0:19,286	0:15,004	0:14,718				
Runde 5	0:48,677	0:19,052	0:14,970	0:14,655	0:48,769	0:19,265	0:14,954	0:14,550	0:49,067	0:19,428	0:14,964	0:14,675				
Runde 6	0:49,005	0:19,182	0:14,834	0:14,989	0:49,903	0:19,254	0:14,923	0:15,726	0:48,763	0:19,152	0:14,907	0:14,704				
Runde 7	0:49,519	0:19,182	0:15,413	0:14,924	0:49,488	0:19,144	0:15,198	0:15,146	0:48,731	0:19,188	0:14,827	0:14,716				
Runde 8	0:49,286	0:19,414	0:14,912	0:14,960	0:49,472	0:19,439	0:14,850	0:15,183	0:49,168	0:19,237	0:14,851	0:15,080				
Runde 9	0:49,375	0:19,125	0:14,831	0:15,419	0:49,009	0:19,494	0:14,844	0:14,671	0:49,046	0:19,533	0:14,903	0:14,610				
Runde 10	0:49,383	0:19,580	0:14,847	0:14,956	0:48,975	0:19,594	0:14,861	0:14,520	0:49,259	0:19,642	0:14,919	0:14,698				
Runde 11	0:48,782	0:19,378	0:14,767	0:14,637	0:48,918	0:19,481	0:14,888	0:14,549	0:48,634	0:19,206	0:14,824	0:14,604				
Runde 12	0:48,484	0:19,022	0:14,834	0:14,628	0:48,613	0:19,167	0:14,845	0:14,601	0:48,612	0:19,159	0:14,839	0:14,614				
Runde 13	0:48,642	0:19,163	0:14,823	0:14,656	0:48,677	0:19,176	0:14,856	0:14,645	0:48,488	0:19,134	0:14,817	0:14,537				
Runde 14	0:48,544	0:19,111	0:14,757	0:14,676	0:48,479	0:19,124	0:14,865	0:14,490	0:48,530	0:19,153	0:14,793	0:14,584				
Runde 15	0:48,537	0:19,079	0:14,864	0:14,594	0:48,360	0:19,075	0:14,788	0:14,497	0:48,852	0:19,190	0:14,801	0:14,861				
Runde 16	0:48,317	0:19,096	0:14,713	0:14,508	0:48,534	0:19,198	0:14,793	0:14,543	0:49,265	0:19,195	0:15,204	0:14,866				
Runde 17	0:48,756	0:19,074	0:14,798	0:14,884	0:48,496	0:19,187	0:14,806	0:14,503	0:50,655	0:19,757	0:15,245	0:15,653				

R 13 DJKM (OK-Junior) Race 1

Die schnellsten Zeiten				
Ort	Nr. Fahrername	Zeit	Streckl.	Ø Speed
Ziel	152 Soldarov, Maksim	0:47,945	1200 m	90,1 km/h
Sektion 1	152 Soldarov, Maksim	0:18,907	531 m	101,1 km/h
Sektion 2	152 Soldarov, Maksim	0:14,592	390 m	96,2 km/h
Sektion 3	124 Heigaard, Mikkel	0:14,364	279 m	69,9 km/h

	Smr.159 Pretolani, Nico ITA Paolo Pretolani		Smr.116 Zanfari, Suleiman MAR LOTUS RACING KARTS		Smr.129 Ploeg, Bart NLD Zanardi racing team		Smr.128 Øgaard, Sebastian DNK TK Racing		Smr.166 Zug, Lilly DEU TB Racing Team											
	theoretisch mögliche Bestzeit	Ziel	theoretisch mögliche Bestzeit	Ziel	theoretisch mögliche Bestzeit	Ziel	theoretisch mögliche Bestzeit	Ziel	theoretisch mögliche Bestzeit	Ziel										
best	0:48,643	0:19,163	0:14,718	0:14,650	0:48,617	0:19,193	0:14,793	0:14,626	0:48,518	0:19,147	0:14,754	0:14,560	0:48,403	0:19,009	0:14,727	0:14,507	0:48,762	0:19,220	0:14,899	0:14,563
Runde 1	0:53,797	0:21,668	0:16,649	0:15,480	0:53,774	0:21,010	0:16,685	0:16,079	0:53,888	0:21,169	0:17,079	0:15,640	0:55,270	0:21,086	0:16,527	0:17,657	0:53,874	0:21,074	0:17,050	0:15,750
Runde 2	0:50,299	0:19,758	0:15,409	0:15,132	0:50,781	0:20,261	0:15,193	0:15,327	0:50,648	0:19,742	0:15,653	0:15,253	0:51,095	0:20,368	0:15,401	0:15,326	0:50,277	0:19,935	0:15,258	0:15,084
Runde 3	0:49,858	0:19,515	0:15,305	0:15,038	0:49,840	0:19,933	0:15,083	0:14,824	0:49,853	0:19,673	0:15,280	0:14,900	0:50,153	0:19,397	0:15,375	0:15,381	0:50,968	0:19,855	0:15,537	0:15,576
Runde 4	0:49,152	0:19,472	0:14,930	0:14,750	0:49,211	0:19,325	0:14,956	0:14,930	0:49,544	0:19,461	0:15,193	0:14,890	0:49,277	0:19,264	0:15,000	0:15,013	0:50,160	0:19,638	0:15,507	0:15,015
Runde 5	0:48,941	0:19,323	0:14,922	0:14,696	0:49,076	0:19,415	0:14,943	0:14,718	0:48,731	0:19,164	0:14,879	0:14,688	0:48,602	0:19,153	0:14,824	0:14,625	0:50,211	0:19,511	0:15,381	0:15,319
Runde 6	0:48,774	0:19,244	0:14,827	0:14,653	0:48,899	0:19,312	0:14,866	0:14,721	0:49,255	0:19,147	0:14,855	0:15,253	0:48,896	0:19,287	0:14,989	0:14,620	0:49,093	0:19,331	0:15,031	0:14,731
Runde 7	0:49,073	0:19,253	0:14,910	0:14,910	0:49,288	0:19,346	0:14,939	0:15,003	0:48,640	0:19,236	0:14,757	0:14,647	0:48,637	0:19,124	0:14,926	0:14,587	0:49,161	0:19,450	0:14,991	0:14,720
Runde 8	0:49,049	0:19,387	0:14,967	0:14,695	0:48,931	0:19,295	0:14,913	0:14,723	0:49,497	0:19,148	0:14,934	0:15,415	0:49,496	0:19,328	0:15,251	0:14,917	0:48,931	0:19,265	0:15,044	0:14,622
Runde 9	0:48,823	0:19,219	0:14,899	0:14,705	0:48,863	0:19,229	0:14,924	0:14,710	0:48,767	0:19,376	0:14,779	0:14,612	0:48,595	0:19,241	0:14,833	0:14,521	0:48,953	0:19,293	0:15,031	0:14,629
Runde 10	0:49,517	0:19,230	0:14,846	0:15,441	0:48,825	0:19,242	0:14,862	0:14,721	0:48,762	0:19,308	0:14,797	0:14,657	0:48,873	0:19,189	0:14,880	0:14,804	0:48,821	0:19,359	0:14,899	0:14,563
Runde 11	0:48,643	0:19,219	0:14,774	0:14,650	0:48,645	0:19,194	0:14,825	0:14,626	0:48,518	0:19,149	0:14,754	0:14,615	0:48,403	0:19,036	0:14,793	0:14,574	0:49,009	0:19,220	0:14,983	0:14,806
Runde 12	0:48,805	0:19,163	0:14,874	0:14,768	0:48,617	0:19,193	0:14,793	0:14,631	0:48,863	0:19,438	0:14,865	0:14,560	0:49,983	0:19,126	0:16,241	0:14,616	0:49,195	0:19,425	0:15,025	0:14,745
Runde 13	0:48,739	0:19,225	0:14,805	0:14,709	0:48,715	0:19,212	0:14,862	0:14,641	0:48,649	0:19,178	0:14,844	0:14,627	0:48,466	0:19,141	0:14,818	0:14,507	0:48,988	0:19,248	0:15,001	0:14,739
Runde 14	0:48,745	0:19,171	0:14,718	0:14,856	0:49,578	0:19,255	0:14,852	0:15,471	0:48,632	0:19,159	0:14,859	0:14,614	0:48,470	0:19,009	0:14,727	0:14,734	0:48,958	0:19,381	0:14,956	0:14,621
Runde 15	0:49,544	0:19,619	0:14,886	0:15,039	0:48,929	0:19,221	0:14,819	0:14,889	0:48,887	0:19,167	0:14,970	0:14,750	0:49,218	0:19,570	0:14,984	0:14,664	0:48,877	0:19,293	0:14,977	0:14,607
Runde 16	0:49,246	0:19,174	0:15,183	0:14,889	0:49,336	0:19,460	0:14,969	0:14,907	0:49,277	0:19,219	0:15,328	0:14,730	0:49,279	0:19,138	0:15,235	0:14,906	0:48,762	0:19,221	0:14,931	0:14,610
Runde 17	0:51,118	0:20,260	0:15,230	0:15,628	0:52,123	0:21,276	0:15,138	0:15,709	0:51,433	0:19,621	0:15,385	0:16,427	0:51,938	0:22,174	0:15,063	0:14,701	0:49,539	0:19,450	0:15,352	0:14,737

R 13 DJKM (OK-Junior) Race 1

Die schnellsten Zeiten

Ort	Nr. Fahrername	Zeit	Streckenl.	Ø Speed
Ziel	152 Soldanov,Maxsim	0:47,945	1200 m	90,1 km/h
Sektion 1	152 Soldanov,Maxsim	0:18,907	531 m	101,1 km/h
Sektion 2	152 Soldanov,Maxsim	0:14,592	390 m	96,2 km/h
Sektion 3	124 Heigaard,Mikkel	0:14,364	279 m	69,9 km/h

best	Smr.125 Karlsson,William SWE JP Racing			Smr.114 Ried,Jonas DEU Solgat Motorsport			Smr.107 Hamtke,Nico DEU 3G Racing			Smr.140 Scionti,Enzo USA CRG Holland		
	theoretisch mögliche Bestzeit	Ziel	Sektion 3	theoretisch mögliche Bestzeit	Ziel	Sektion 3	theoretisch mögliche Bestzeit	Ziel	Sektion 3	theoretisch mögliche Bestzeit	Ziel	Sektion 3
Runde 1	0:54,624	0:21,546	0:16,830	0:16,248	0:52,690	0:21,269	0:16,108	0:15,313	0:53,981	0:21,308	0:16,776	0:15,897
Runde 2	0:50,864	0:19,881	0:15,413	0:15,570	0:51,346	0:20,402	0:15,715	0:15,229	0:51,007	0:19,779	0:15,254	0:15,974
Runde 3	0:50,883	0:20,141	0:15,367	0:15,375	0:50,389	0:20,335	0:15,037	0:15,017	0:52,518	0:20,196	0:16,859	0:15,463
Runde 4	0:49,316	0:19,558	0:15,109	0:14,649	0:50,284	0:19,980	0:14,955	0:15,349	0:50,854	0:20,200	0:15,350	0:15,304
Runde 5	0:49,462	0:19,323	0:15,318	0:14,821	0:49,631	0:19,613	0:14,997	0:15,021				
Runde 6	0:48,959	0:19,300	0:14,960	0:14,699	0:49,300	0:19,460	0:14,868	0:14,972				
Runde 7	0:48,981	0:19,291	0:14,957	0:14,733	0:49,201	0:19,265	0:14,845	0:15,091				
Runde 8	0:49,068	0:19,376	0:14,999	0:14,693	0:49,419	0:19,254	0:14,930	0:15,235				
Runde 9	0:49,077	0:19,473	0:14,942	0:14,662	0:49,098	0:19,473	0:14,903	0:14,722				
Runde 10	0:48,881	0:19,347	0:14,859	0:14,675	0:50,089	0:20,163	0:15,052	0:14,874				
Runde 11	0:49,077	0:19,287	0:15,037	0:14,753	0:49,627	0:19,530	0:14,845	0:15,252				
Runde 12	0:48,862	0:19,318	0:14,855	0:14,709	0:49,407	0:19,351	0:14,894	0:15,162				
Runde 13	0:48,933	0:19,414	0:14,878	0:14,641	0:49,072	0:19,294	0:14,910	0:14,868				
Runde 14	0:49,027	0:19,458	0:14,942	0:14,627	0:48,994	0:19,365	0:14,881	0:14,748				
Runde 15	0:49,026	0:19,497	0:14,906	0:14,623	0:48,965	0:19,349	0:14,848	0:14,768				
Runde 16	0:48,988	0:19,421	0:14,898	0:14,669	0:49,122	0:19,387	0:14,907	0:14,828				
Runde 17	0:49,786	0:19,519	0:15,224	0:15,043	0:49,379	0:19,549	0:14,908	0:14,922				

Warm Up DJKM (OK-Junior)

Strecke / track: 1200m
 started: 34 classified: 34 not classified: 0

Doc. 41

Pos	Str. Nr.	Fahrer Driver	Nation	Bewerber/Sponsor	Nation	Lizenz / B-Lizenz	Chassis/Motor/Beifen	Runden Laps	Gesamtzeit Differenz	Abstand Gap	beste Runde best Lap	In R. in L.	Geschw. o Speed
1	152	Soldatov, Maksim	RUS	WARD RACING	SWE	#18533 102	Tonykart / Vortex / Vega	12			0:47,986	11	90,0 km/h
2	138	Askey, Kai	GBR	Ricky Flynn Motorsport	GBR	296774 162392	FA Kart / Vortex / Vega	12	0:00,218	0:00,218	0:48,204	11	89,6 km/h
3	139	O'sullivan, Zak	GBR	Ricky Flynn Motorsport	GBR	274547 162392	FA Kart / Vortex / Vega	12	0:00,270	0:00,052	0:48,256	12	89,5 km/h
4	153	Bertini Colla, Leonardo	ITA	CRG Holland	NLD	370635 15521	CRG / TM / Vega	12	0:00,277	0:00,007	0:48,263	11	89,5 km/h
5	146	Huang, Xizhang	CHN	CRG Holland	NLD	18 KC 1039 15521	/ / Vega	12	0:00,305	0:00,028	0:48,291	11	89,5 km/h
6	119	Trulli, Enzo	ITA	CRG Holland	NLD	37053 15521	CRG / TM / Vega	12	0:00,337	0:00,032	0:48,323	12	89,4 km/h
7	137	Laursen, Conrad	DNK	Ricky Flynn Motorsport	GBR	63232 162392	FA Kart / Vortex / Vega	12	0:00,374	0:00,037	0:48,360	11	89,3 km/h
8	124	Højgaard, Mikkel	DNK	KSB RACING TEAM	AUT	53445 BK 002	Kosmic / Vortex / Vega	11	0:00,389	0:00,015	0:48,375	11	89,3 km/h
9	130	Knopp, Josef	CZE	TB Racing Team	DEU	1017 KBF 1116906	Kart Republic / Parilla / Vega	11	0:00,436	0:00,047	0:48,422	11	89,2 km/h
10	143	Ten Brinke, Thomas	NLD	BIREL ART RACING S.R.L.	ITA	40662 370004	BIREL ART / TM / Vega	11	0:00,543	0:00,107	0:48,529	10	89,0 km/h
11	142	Pizzi, Francesco	ITA	BIREL ART RACING S.R.L.	ITA	353078 370004	Birel Art / TM / Vega	11	0:00,557	0:00,014	0:48,543	11	89,0 km/h
12	133	Voncken, Luca	DEU	DS Kartsport	DEU	IKCJ 1153982 KBF 1154357	Mach1 / TM / Vega	12	0:00,565	0:00,008	0:48,551	8	89,0 km/h
13	161	Brienza, Joseph	USA	Ward Racing	SWE	K1852-SK-18 JR-C 102	Tonykart / Vortex / Vega	12	0:00,568	0:00,003	0:48,554	9	89,0 km/h
14	156	Crawford, Jak	USA	ENERGY CORSE SRL	ITA	K1851-SK-18 295423	ENERGY / TM / Vega	12	0:00,572	0:00,004	0:48,558	11	89,0 km/h
15	135	Degnbol, Noah	DNK	RS Competition	DNK	65659 36053	Tony Kart / Vortex / Vega	12	0:00,574	0:00,002	0:48,560	10	89,0 km/h
16	109	Mesch, Joel	DEU	KSM Schumacher Racing Team	DEU	IKCJ 1179312 KBF 1067587	Tony Kart / Vortex / Vega	10	0:00,590	0:00,016	0:48,576	9	88,9 km/h
17	105	Bergmeister, Jakob	DEU	Schumacher Racing Team	DEU	IKCJ 1156048 KBF 106 75 87	Tony Kart / Vortex / Vega	11	0:00,596	0:00,006	0:48,582	9	88,9 km/h
18	131	Dörr, Ben	DEU	TB Racing Team	DEU	IKCJ 1162845 KBF 1116906	Kart Republic / Parilla / Vega	11	0:00,597	0:00,001	0:48,583	9	88,9 km/h
19	136	Rees, Matthew	GBR	Ricky Flynn Motorsport	GBR	252931 162392	FA Kart / Vortex / Vega	12	0:00,624	0:00,027	0:48,610	11	88,9 km/h
20	120	Spina, Alfio Andrea	ITA	CRG Holland	NLD	366688 15521	CRG / TM / Vega	11	0:00,637	0:00,013	0:48,623	9	88,8 km/h
21	128	Øgaard, Sebastian	DNK	TK Racing	DNK	55995 52208	FA Kart / TM Motor / Vega	11	0:00,682	0:00,045	0:48,668	11	88,8 km/h
22	116	Zanfari, Suleiman	MAR	LOTUS RACING KARTS	SVN	003/0/2018 0225	Tony Kart / Vortex / Vega	12	0:00,690	0:00,008	0:48,676	8	88,8 km/h
23	140	Scionti, Enzo	USA	CRG Holland	NLD	K1845-SK-18 JR-c 15521	CRG / TM / Vega	10	0:00,721	0:00,031	0:48,707	9	88,7 km/h
24	159	Pretolani, Nico	ITA	Paolo Pretolani	ITA	359194 359187	Tony Kart / TM / Vega	11	0:00,765	0:00,044	0:48,751	11	88,6 km/h
25	114	Ried, Jonas	DEU	Salgat Motorsport	DEU	IKCJ 1167350 KBF 1079882	Ricciardo / TM / Vega	11	0:00,833	0:00,068	0:48,819	11	88,5 km/h
26	160	Haralampiev, Maksim	DEU	Maxim Racing Sport	DEU	IKCJ 1169591 KBF 1167038	EXPRIT / TM / Vega	11	0:00,837	0:00,004	0:48,823	10	88,5 km/h
27	129	Ploeg, Bart	NLD	Zanardi racing team	NLD	40401 28613	Zanardi / Parilla / Vega	11	0:00,874	0:00,037	0:48,860	10	88,4 km/h
28	107	Hantke, Nico	DEU	3G Racing	DEU	IKCJ 1145936 KBF 1164077	Tony Kart / Parilla / Vega	11	0:00,915	0:00,041	0:48,901	9	88,3 km/h
29	151	Stadsbader, Gilles	BEL	Daems Racing Team	BEL	910062 910430	TonyKart / Vortex / Vega	11	0:00,925	0:00,010	0:48,911	8	88,3 km/h
30	166	Zug, Lilly	DEU	TB Racing Team	DEU	IKCJ 1173305 KBF 1116906	Kart Republic / Parilla / Vega	11	0:00,952	0:00,027	0:48,938	11	88,3 km/h
31	125	Karlsson, William	SWE	JP Racing	SWE	200510185879 105	Exprit / Vortex / Vega	11	0:01,065	0:00,113	0:49,051	9	88,1 km/h
32	126	Dolischka, Jorden	AUT	KSB RACING TEAM	AUT	JK 2107 BK 002	Kosmic / Vortex / Vega	11	0:01,098	0:00,033	0:49,084	7	88,0 km/h
33	157	Villa, Edoardo Ludovico	ITA	TBKART srl	ITA	360523 297356	TB-Kart / TM / Vega	9	0:01,306	0:00,208	0:49,292	5	87,6 km/h
34	106	Pingasov, Miron	ESP	Team Oakes	GBR	IKCJR-0004-ESP 269892	Exprit / Vortex / Vega	9	0:01,368	0:00,062	0:49,354	9	87,5 km/h

Rennleitung: Kai Medefind Racedirektor: Thomas Lainer
 Sportkommissare: Th. Ferrero / U. Bell / H. Seidel / P. Acerbi
 Techn. Kommissare: H.-J. Dangers / M. Grasshoff / C. Schmidt / D. Pietzko / M. Somera / A. Mazzanti
 Zeitnahme: KART-DATA timing service Franz Schieszler / Martin Summerer



Warm Up DJKM (OK-Junior)

Strecke / track: 1200 started: 34 classified: 34 not classified: 0

Fahrername Driver	Soldatov Maksim	Askey Kai	O' sullivan Zak	Bertini Colla Leonardo	Huang Xizhang	Trulli Enzo	Laursen Conrad	Høigaard Mikkel	Knopp Josef	Ten Brinke Thomas	Pizzi Francesco	Voncken Luca
schnellste Runde in Runde	0:47,986 Rn. 11	0:48,204 Rn. 11	0:48,256 Rn. 12	0:48,263 Rn. 11	0:48,291 Rn. 11	0:48,323 Rn. 12	0:48,360 Rn. 11	0:48,375 Rn. 11	0:48,422 Rn. 11	0:48,529 Rn. 10	0:48,543 Rn. 11	0:48,551 Rn. 8
Speed	90,0 km/h	89,6 km/h	89,5 km/h	89,5 km/h	89,5 km/h	89,4 km/h	89,3 km/h	89,3 km/h	89,2 km/h	89,0 km/h	89,0 km/h	89,0 km/h
Lap 1	0:51,392	0:51,378	0:51,466	0:52,459	0:54,803	0:52,934	0:52,520	0:50,969	0:52,173	0:51,239	0:51,642	0:51,476
Lap 2	0:49,620	0:50,165	0:49,865	0:50,169	0:50,838	0:50,189	0:50,893	0:49,538	0:49,739	0:49,495	0:49,943	0:50,416
Lap 3	0:49,186	0:49,293	0:49,609	0:49,670	0:50,227	0:49,351	0:50,057	0:49,097	0:49,150	0:49,505	0:49,589	0:49,978
Lap 4	0:49,282	0:48,861	0:48,770	0:49,452	0:49,095	0:48,796	0:49,099	0:49,401	0:49,966	0:49,088	0:49,074	0:49,068
Lap 5	0:48,842	0:49,204	0:48,933	0:48,987	0:48,819	0:48,537	0:48,972	0:48,514	0:49,217	0:48,791	0:48,707	0:48,958
Lap 6	0:48,920	0:48,852	0:48,703	0:48,868	0:48,926	0:48,334	0:48,761	0:48,465	0:49,700	0:48,776	0:50,100	0:48,795
Lap 7	0:48,294	0:48,552	0:48,557	0:48,827	0:48,731	0:48,577	0:49,488	0:48,722	0:49,263	0:48,597	0:49,035	0:49,022
Lap 8	0:48,400	0:48,273	0:48,555	0:51,411	0:48,540	0:49,024	0:48,809	0:48,426	0:48,705	0:48,729	0:48,648	0:48,551
Lap 9	0:48,101	0:48,378	0:48,468	0:48,579	0:48,844	0:48,366	0:48,699	0:48,386	0:48,451	0:48,625	0:48,717	0:48,601
Lap 10	0:48,312	0:48,255	0:48,410	0:48,326	0:48,308	0:48,441	0:48,614	0:48,464	0:48,824	0:48,529	0:48,759	0:48,605
Lap 11	0:47,986	0:48,204	0:48,325	0:48,263	0:48,291	0:48,427	0:48,360	0:48,375	0:48,422	0:48,556	0:48,543	0:48,556
Lap 12	0:48,082	0:48,262	0:48,256	0:48,604	0:48,539	0:48,323	0:49,984					0:48,917

Warm Up DJKM (OK-Junior)

Strecke / track: 1200 started: 34 classified: 34 not classified: 0

Fahrername Driver	Brienza Joseph	Crawford Jak	Degnbol Noah	Mesch Joel	Bergmeister Jakob	Dörr Ben	Rees Matthew	Spina Alfio Andrea	Øgaard Sebastian	Zanfari Suleiman	Scionfi Enzo	Pretolani Nico
schnellste Runde in Runde	0:48,554 Rn. 9	0:48,558 Rn. 11	0:48,560 Rn. 10	0:48,576 Rn. 9	0:48,582 Rn. 9	0:48,583 Rn. 9	0:48,610 Rn. 11	0:48,623 Rn. 9	0:48,668 Rn. 11	0:48,676 Rn. 8	0:48,707 Rn. 9	0:48,751 Rn. 11
Speed	89,0 km/h	89,0 km/h	89,0 km/h	88,9 km/h	88,9 km/h	88,9 km/h	88,9 km/h	88,8 km/h	88,8 km/h	88,8 km/h	88,7 km/h	88,6 km/h
Lap 1	0:52,473	0:52,073	0:52,617	0:51,981	0:52,223	0:53,246	0:52,509	0:51,632	0:51,761	0:53,298	0:51,407	0:53,418
Lap 2	0:50,561	0:50,126	0:50,529	0:50,222	0:49,993	0:50,378	0:50,121	0:49,774	0:50,173	0:50,465	0:50,013	0:50,445
Lap 3	0:49,768	0:49,543	0:49,811	0:50,016	0:49,577	0:49,642	0:49,382	0:49,360	0:49,605	0:50,248	0:49,966	0:50,286
Lap 4	0:49,408	0:48,989	0:49,215	0:49,601	0:49,865	0:49,117	0:48,892	0:49,030	0:48,968	0:49,441	0:48,860	0:49,376
Lap 5	0:48,839	0:50,442	0:49,015	0:49,171	0:49,286	0:49,604	0:50,305	0:48,781	0:48,999	0:49,202	0:48,944	0:49,901
Lap 6	0:49,215	0:49,684	0:48,919	0:48,823	0:50,833	0:48,852	0:48,722	0:48,887	0:49,017	0:49,444	0:48,719	0:54,310
Lap 7	0:49,212	0:48,848	0:48,756	0:49,248	0:49,087	0:49,511	0:48,894	0:48,667	0:49,009	0:49,270	0:48,948	0:49,246
Lap 8	0:49,178	0:48,680	0:48,923	0:48,747	0:48,654	0:49,058	0:48,622	0:48,720	0:48,678	0:48,676	0:50,588	0:49,080
Lap 9	0:48,554	0:48,595	0:48,961	0:48,576	0:48,582	0:48,583	0:49,234	0:48,623	0:48,830	0:48,813	0:48,707	0:49,348
Lap 10	0:48,711	0:48,687	0:48,560	0:49,136	0:48,664	0:49,002	0:48,645	0:49,278	0:48,716	0:48,926	0:48,782	0:49,146
Lap 11	0:49,040	0:48,558	0:48,785	0:48,583	0:48,839	0:49,403	0:48,610	0:48,923	0:48,668	0:48,939	0:48,782	0:48,751
Lap 12	0:48,849	0:48,564	0:48,583	0:48,583	0:48,839	0:49,403	0:49,601	0:48,923	0:48,668	0:49,052	0:48,782	0:48,751

Warm Up DJKM (OK-Junior)

Strecke / track: 1200 started: 34 classified: 34 not classified: 0

Fahrername Driver	Ried Jonas	Haralampiev Maksim	Ploeg Bart	Hamtke Nico	Stadsbader Gilles	Zug Lilly	Karlsson William	Dolischka Jorden	Edoardo Ludovico	Pingasov Miron
schnellste Runde	0:48,819 Rn. 11	0:48,823 Rn. 10	0:48,860 Rn. 10	0:48,901 Rn. 9	0:48,911 Rn. 8	0:48,938 Rn. 11	0:49,051 Rn. 9	0:49,084 Rn. 7	0:49,292 Rn. 5	0:49,354 Rn. 9
Speed	88,5 km/h	88,5 km/h	88,4 km/h	88,3 km/h	88,3 km/h	88,3 km/h	88,1 km/h	88,0 km/h	87,6 km/h	87,5 km/h
Lap 1	0:52,141	0:51,845	0:51,541	0:52,483	0:51,994	0:54,518	0:53,464	0:51,770	0:51,867	0:54,411
Lap 2	0:50,282	0:50,025	0:49,893	0:51,863	0:50,831	0:50,789	0:51,072	0:50,108	0:50,916	0:52,342
Lap 3	0:50,020	0:49,863	0:49,764	0:49,952	0:50,669	0:49,994	0:49,672	0:50,011	0:49,491	0:51,010
Lap 4	0:49,704	0:49,593	0:49,416	0:49,352	0:49,702	0:50,476	0:49,260	0:51,385	0:49,399	0:50,355
Lap 5	0:49,239	0:49,160	0:49,197	0:49,245	0:50,223	0:49,479	0:49,075	0:49,150	0:49,292	0:52,294
Lap 6	0:49,201	0:49,833	0:49,338	0:49,355	0:49,552	0:51,023	0:51,072	0:49,355	0:49,597	2:45,260
Lap 7	0:49,849	0:49,688	0:49,024	0:49,132	0:49,371	0:50,234	0:49,182	0:49,084	0:51,206	0:50,016
Lap 8	0:49,074	0:49,139	0:48,926	0:49,191	0:48,911	0:49,085	0:49,475	0:49,158	1:44,428	0:49,581
Lap 9	0:51,801	0:49,012	0:48,881	0:48,901	0:49,147	0:49,585	0:49,051	0:49,123	1:37,227	0:49,354
Lap 10	0:48,832	0:48,823	0:48,860	0:48,993	0:49,668	0:49,340	0:50,507	0:49,217		
Lap 11	0:48,819	0:49,153	0:52,057	0:48,941	0:49,902	0:48,938	0:49,176	0:49,280		
Lap 12										

Warm Up DJKM (OK-Junior)

Ziel		Sektion 1		Sektion 2		Sektion 3	
Fahrername	Zeit	Fahrername	Zeit	Fahrername	Zeit	Fahrername	Zeit
1 152 Soldatov,Maksim	0:47,986	152 Soldatov,Maksim	0:19,032	152 Soldatov,Maksim	0:14,572	152 Soldatov,Maksim	0:14,338
2 138 Askey,Kai	0:48,204	120 Spina,Alfio Andrea	0:19,041	119 Trulli,Enzo	0:14,630	146 Huang,Xizhang	0:14,393
3 139 O' sullivan,Zak	0:48,256	138 Askey,Kai	0:19,048	139 O' sullivan,Zak	0:14,661	124 Heigaard,Mikkel	0:14,396
4 153 Bertini Colla,Leonardo	0:48,263	130 Knopp,Josef	0:19,098	138 Askey,Kai	0:14,674	153 Bertini Colla,Leonardo	0:14,420
5 146 Huang,Xizhang	0:48,291	146 Huang,Xizhang	0:19,116	146 Huang,Xizhang	0:14,675	142 Pizzi,Francesco	0:14,423
6 119 Trulli,Enzo	0:48,323	119 Trulli,Enzo	0:19,127	153 Bertini Colla,Leonardo	0:14,687	138 Askey,Kai	0:14,438
7 137 Laursen,Conrad	0:48,360	161 Brienza,Joseph	0:19,129	136 Rees,Matthew	0:14,693	130 Knopp,Josef	0:14,441
8 124 Heigaard,Mikkel	0:48,375	139 O' sullivan,Zak	0:19,131	156 Crawford,Jak	0:14,705	139 O' sullivan,Zak	0:14,464
9 130 Knopp,Josef	0:48,422	129 Ploeg,Barth	0:19,131	137 Laursen,Conrad	0:14,723	137 Laursen,Conrad	0:14,466
10 143 Ten Brinke,Thomas	0:48,529	135 Degnbol,Noah	0:19,141	135 Degnbol,Noah	0:14,726	136 Rees,Matthew	0:14,466
11 142 Pizzi,Francesco	0:48,543	153 Bertini Colla,Leonardo	0:19,142	105 Bergmeister,Jakob	0:14,726	133 Voncken,Luca	0:14,495
12 133 Voncken,Luca	0:48,551	137 Laursen,Conrad	0:19,143	133 Voncken,Luca	0:14,741	135 Degnbol,Noah	0:14,495
13 161 Brienza,Joseph	0:48,554	126 Dolischka,Jorden	0:19,155	120 Spina,Alfio Andrea	0:14,754	128 Øgaard,Sebastian	0:14,496
14 156 Crawford,Jak	0:48,558	128 Øgaard,Sebastian	0:19,162	161 Brienza,Joseph	0:14,758	119 Trulli,Enzo	0:14,498
15 135 Degnbol,Noah	0:48,560	124 Heigaard,Mikkel	0:19,164	114 Ried,Jonas	0:14,758	143 Ten Brinke,Thomas	0:14,507
16 109 Mesch,Joel	0:48,576	156 Crawford,Jak	0:19,187	143 Ten Brinke,Thomas	0:14,762	114 Ried,Jonas	0:14,535
17 105 Bergmeister,Jakob	0:48,582	131 Dörr,Ben	0:19,189	124 Heigaard,Mikkel	0:14,776	126 Dolischka,Jorden	0:14,547
18 131 Dörr,Ben	0:48,583	143 Ten Brinke,Thomas	0:19,201	140 Sciotti,Enzo	0:14,777	159 Pretolani,Nico	0:14,549
19 136 Rees,Matthew	0:48,610	109 Mesch,Joel	0:19,203	131 Dörr,Ben	0:14,782	120 Spina,Alfio Andrea	0:14,551
20 120 Spina,Alfio Andrea	0:48,623	105 Bergmeister,Jakob	0:19,205	142 Pizzi,Francesco	0:14,785	140 Sciotti,Enzo	0:14,557
21 128 Øgaard,Sebastian	0:48,668	136 Rees,Matthew	0:19,225	129 Ploeg,Barth	0:14,785	105 Bergmeister,Jakob	0:14,573
22 116 Zanfari,Suleiman	0:48,676	133 Voncken,Luca	0:19,228	128 Øgaard,Sebastian	0:14,787	161 Brienza,Joseph	0:14,581
23 140 Sciotti,Enzo	0:48,707	116 Zanfari,Suleiman	0:19,228	109 Mesch,Joel	0:14,790	109 Mesch,Joel	0:14,583
24 159 Pretolani,Nico	0:48,751	151 Stadtsbader,Gilles	0:19,231	125 Karlsson,William	0:14,806	131 Dörr,Ben	0:14,592
25 114 Ried,Jonas	0:48,819	140 Sciotti,Enzo	0:19,239	116 Zanfari,Suleiman	0:14,816	166 Zug,Lilly	0:14,592
26 160 Haralampiev,Maksim	0:48,823	159 Pretolani,Nico	0:19,284	130 Knopp,Josef	0:14,824	160 Haralampiev,Maksim	0:14,593
27 129 Ploeg,Barth	0:48,860	160 Haralampiev,Maksim	0:19,290	159 Pretolani,Nico	0:14,838	116 Zanfari,Suleiman	0:14,595
28 107 Hamtke,Nico	0:48,901	142 Pizzi,Francesco	0:19,308	126 Dolischka,Jorden	0:14,840	125 Karlsson,William	0:14,599
29 151 Stadtsbader,Gilles	0:48,911	107 Hamtke,Nico	0:19,335	107 Hamtke,Nico	0:14,875	156 Crawford,Jak	0:14,600
30 166 Zug,Lilly	0:48,938	166 Zug,Lilly	0:19,345	160 Haralampiev,Maksim	0:14,883	151 Stadtsbader,Gilles	0:14,605
31 125 Karlsson,William	0:49,051	125 Karlsson,William	0:19,359	151 Stadtsbader,Gilles	0:14,908	107 Hamtke,Nico	0:14,634
32 126 Dolischka,Jorden	0:49,084	114 Ried,Jonas	0:19,450	157 Villa,Edoardo Ludovico	0:14,917	129 Ploeg,Barth	0:14,688
33 157 Villa,Edoardo Ludovico	0:49,292	106 Pingasov,Miron	0:19,451	166 Zug,Lilly	0:14,956	157 Villa,Edoardo Ludovico	0:14,703
34 106 Pingasov,Miron	0:49,354	157 Villa,Edoardo Ludovico	0:19,558	106 Pingasov,Miron	0:15,003	106 Pingasov,Miron	0:14,900

Warm Up DJKM (OK-Junior)

Die schnellsten Zeiten			
Ort	Nr. Fahrername	Zeit	Ø Speed
Ziel	152 Soldatov,Maksim	0:47,986	90,0 km/h
Sektion 1	152 Soldatov,Maksim	0:19,032	100,4 km/h
Sektion 2	152 Soldatov,Maksim	0:14,572	96,3 km/h
Sektion 3	152 Soldatov,Maksim	0:14,338	70,1 km/h

	Smr.152 Soldatov,Maksim RUS WARD RACING			Smr.138 Askey,Kai GBR Ricky Flynn Motorsport			Smr.139 O'sullivan,Zak GBR Ricky Flynn Motorsport			Smr.153 Bertini Colla,Leonardo ITA CRG Holland			Smr.146 Huang,Xizhang CHN CRG Holland		
	theoretisch mögliche Bestzeit	Ziel	Sektion 3	theoretisch mögliche Bestzeit	Ziel	Sektion 3	theoretisch mögliche Bestzeit	Ziel	Sektion 3	theoretisch mögliche Bestzeit	Ziel	Sektion 3	theoretisch mögliche Bestzeit	Ziel	Sektion 3
best	0:47,986	0:19,032	0:14,338	0:48,204	0:19,048	0:14,674	0:48,256	0:19,131	0:14,661	0:48,263	0:19,142	0:14,420	0:48,291	0:19,116	0:14,675
Runde 1	0:51,392	0:20,401	0:15,586	0:51,378	0:20,357	0:15,882	0:51,466	0:20,590	0:15,820	0:52,459	0:21,168	0:15,274	0:54,803	0:23,159	0:16,321
Runde 2	0:49,620	0:19,737	0:15,120	0:50,165	0:19,630	0:15,574	0:49,865	0:19,926	0:15,172	0:50,169	0:19,924	0:14,958	0:50,838	0:20,465	0:15,473
Runde 3	0:49,186	0:19,539	0:14,926	0:49,293	0:19,520	0:15,021	0:49,609	0:19,637	0:15,279	0:49,670	0:19,737	0:14,779	0:50,227	0:20,024	0:15,401
Runde 4	0:49,282	0:19,220	0:15,315	0:49,861	0:19,359	0:14,833	0:48,720	0:19,399	0:14,810	0:49,452	0:19,611	0:15,088	0:49,095	0:19,502	0:14,994
Runde 5	0:48,842	0:19,167	0:14,920	0:49,204	0:19,177	0:14,840	0:48,933	0:19,387	0:14,985	0:48,987	0:19,434	0:14,629	0:48,819	0:19,280	0:14,906
Runde 6	0:48,920	0:19,287	0:14,996	0:48,852	0:19,370	0:14,768	0:48,703	0:19,238	0:14,863	0:48,868	0:19,393	0:14,904	0:48,926	0:19,350	0:14,903
Runde 7	0:48,294	0:19,174	0:14,734	0:48,552	0:19,172	0:14,781	0:48,557	0:19,305	0:14,721	0:48,827	0:19,417	0:14,813	0:48,731	0:19,307	0:14,865
Runde 8	0:48,400	0:19,174	0:14,734	0:48,273	0:19,102	0:14,680	0:48,555	0:19,258	0:14,774	0:51,411	0:19,527	0:14,517	0:48,540	0:19,281	0:14,792
Runde 9	0:48,101	0:19,068	0:14,680	0:48,378	0:19,173	0:14,690	0:48,468	0:19,230	0:14,774	0:48,579	0:19,314	0:14,709	0:48,844	0:19,548	0:14,850
Runde 10	0:48,312	0:19,134	0:14,809	0:48,255	0:19,067	0:14,674	0:48,410	0:19,168	0:14,738	0:48,326	0:19,142	0:14,477	0:48,308	0:19,116	0:14,693
Runde 11	0:47,986	0:19,032	0:14,616	0:48,204	0:19,048	0:14,718	0:48,325	0:19,171	0:14,672	0:48,263	0:19,156	0:14,420	0:48,291	0:19,156	0:14,675
Runde 12	0:48,082	0:19,116	0:14,572	0:48,262	0:19,109	0:14,677	0:48,256	0:19,131	0:14,661	0:48,604	0:19,333	0:14,811	0:48,539	0:19,232	0:14,914

Warm Up DJKM (OK-Junior)

Die schnellsten Zeiten

Ort	Nr. Fahrername	Zeit	Streckenkil.	Ø Speed
Ziel	152 Soldatov, Maksim	0:47,986	1200 m	90,0 km/h
Sektion 1	152 Soldatov, Maksim	0:19,082	531 m	100,4 km/h
Sektion 2	152 Soldatov, Maksim	0:14,572	390 m	96,3 km/h
Sektion 3	152 Soldatov, Maksim	0:14,338	279 m	70,1 km/h

best	Snr.119 Trulli, Enzo ITA CRG Holland			Snr.137 Laursen, Conrad DNK Ricky Flynn Motorsport			Snr.124 Hejgaard, Mikkel DNK KSB RACING TEAM			Snr.130 Knopp, Josef CZE TB Racing Team			Snr.143 Ten Brinke, Thomas NLD BIREL ART RACING S.R.L.			
	theoretisch mögliche Bestzeit	Ziel	Sektion 3	theoretisch mögliche Bestzeit	Ziel	Sektion 3	theoretisch mögliche Bestzeit	Ziel	Sektion 3	theoretisch mögliche Bestzeit	Ziel	Sektion 3	theoretisch mögliche Bestzeit	Ziel	Sektion 3	
Runde 1	0:52,934	0:21,375	0:16,305	0:15,254	0:52,520	0:21,357	0:15,996	0:15,167	0:50,969	0:20,416	0:15,630	0:14,923	0:52,173	0:20,688	0:16,236	0:15,249
Runde 2	0:50,189	0:20,020	0:15,283	0:14,886	0:50,893	0:20,447	0:15,444	0:15,002	0:49,538	0:19,723	0:15,193	0:14,622	0:49,739	0:19,732	0:15,224	0:14,783
Runde 3	0:49,351	0:19,651	0:15,039	0:14,661	0:50,057	0:19,796	0:15,418	0:14,843	0:49,097	0:19,482	0:15,047	0:14,568	0:49,150	0:19,461	0:15,027	0:14,662
Runde 4	0:48,796	0:19,416	0:14,782	0:14,598	0:49,099	0:19,491	0:14,909	0:14,699	0:49,401	0:19,443	0:15,258	0:14,700	0:49,966	0:19,826	0:15,562	0:14,578
Runde 5	0:48,537	0:19,214	0:14,799	0:14,524	0:48,972	0:19,391	0:15,002	0:14,579	0:48,514	0:19,248	0:14,843	0:14,423	0:49,217	0:19,462	0:14,862	0:14,893
Runde 6	0:48,334	0:19,127	0:14,652	0:14,555	0:48,761	0:19,274	0:14,854	0:14,633	0:48,465	0:19,192	0:14,791	0:14,482	0:49,700	0:19,263	0:15,184	0:15,253
Runde 7	0:48,577	0:19,129	0:14,892	0:14,556	0:49,488	0:19,509	0:14,941	0:15,038	0:48,722	0:19,274	0:15,052	0:14,396	0:49,263	0:19,237	0:15,469	0:14,557
Runde 8	0:49,024	0:19,261	0:15,150	0:14,613	0:48,809	0:19,508	0:14,723	0:14,578	0:48,426	0:19,185	0:14,795	0:14,446	0:48,705	0:19,279	0:14,892	0:14,534
Runde 9	0:48,366	0:19,163	0:14,667	0:14,536	0:48,699	0:19,281	0:14,790	0:14,628	0:48,386	0:19,177	0:14,810	0:14,399	0:48,451	0:19,171	0:14,824	0:14,456
Runde 10	0:48,441	0:19,196	0:14,664	0:14,581	0:48,614	0:19,211	0:14,832	0:14,571	0:48,464	0:19,174	0:14,776	0:14,514	0:48,824	0:19,231	0:15,057	0:14,536
Runde 11	0:48,427	0:19,205	0:14,652	0:14,570	0:48,360	0:19,143	0:14,751	0:14,466	0:48,375	0:19,164	0:14,789	0:14,422	0:48,422	0:19,098	0:14,883	0:14,441
Runde 12	0:48,323	0:19,195	0:14,630	0:14,498	0:49,984	0:20,035	0:15,316	0:14,633								

Warm Up DJKM (DK-Junior)

Die schnellsten Zeiten

Ort	Nr. Fahrername	Zeit	Streckenl.	Ø Speed
Ziel	152 Soldatov, Maksim	0:47,986	1200 m	90,0 km/h
Sektion 1	152 Soldatov, Maksim	0:19,032	531 m	100,4 km/h
Sektion 2	152 Soldatov, Maksim	0:14,572	390 m	96,3 km/h
Sektion 3	152 Soldatov, Maksim	0:14,338	279 m	70,1 km/h

	Smr.142 Pizzi,Francesco ITA BIREL ART RACING S.R.L.			Smr.133 Voncken, Luca DEU DS Kartsport			Smr.161 Brienza,Joseph USA Ward Racing			Smr.156 Crawford,Jak USA ENERGY CORSE SRL			Smr.135 Deghbol,Noah DNK RS Competition		
	theoretisch mögliche Bestzeit	Ziel	Bestzeit	theoretisch mögliche Bestzeit	Ziel	Bestzeit	theoretisch mögliche Bestzeit	Ziel	Bestzeit	theoretisch mögliche Bestzeit	Ziel	Bestzeit	theoretisch mögliche Bestzeit	Ziel	Bestzeit
best	0:48,543	0:19,308	0:14,785	0:48,551	0:19,228	0:14,741	0:48,554	0:19,129	0:14,758	0:48,558	0:19,187	0:14,705	0:48,560	0:19,141	0:14,726
Runde 1	0:51,642	0:20,972	0:15,700	0:51,476	0:20,555	0:15,834	0:52,473	0:20,611	0:16,469	0:52,073	0:20,746	0:16,015	0:52,617	0:21,153	0:16,102
Runde 2	0:49,943	0:19,964	0:15,266	0:50,416	0:19,923	0:15,592	0:50,561	0:19,771	0:15,644	0:50,126	0:19,795	0:15,386	0:50,529	0:20,076	0:15,406
Runde 3	0:49,589	0:19,658	0:15,262	0:49,978	0:19,624	0:15,399	0:49,768	0:19,710	0:15,247	0:49,543	0:19,684	0:15,074	0:49,811	0:19,780	0:15,197
Runde 4	0:49,074	0:19,475	0:15,020	0:49,068	0:19,437	0:15,029	0:49,408	0:19,491	0:15,142	0:48,989	0:19,351	0:14,882	0:49,215	0:19,561	0:15,002
Runde 5	0:48,707	0:19,338	0:14,903	0:48,466	0:19,418	0:15,028	0:48,839	0:19,247	0:14,974	0:48,442	0:19,550	0:15,034	0:49,015	0:19,404	0:14,957
Runde 6	0:50,100	0:20,072	0:14,970	0:48,958	0:19,409	0:14,887	0:49,215	0:19,571	0:14,974	0:49,684	0:20,091	0:14,856	0:48,919	0:19,356	0:14,890
Runde 7	0:49,035	0:19,411	0:15,013	0:49,022	0:19,561	0:14,866	0:49,212	0:19,649	0:14,923	0:48,848	0:19,290	0:14,830	0:48,756	0:19,237	0:14,840
Runde 8	0:48,648	0:19,330	0:14,895	0:48,551	0:19,228	0:14,828	0:49,178	0:19,129	0:14,802	0:48,680	0:19,187	0:14,814	0:48,923	0:19,198	0:15,051
Runde 9	0:48,717	0:19,308	0:14,879	0:48,601	0:19,270	0:14,811	0:48,554	0:19,143	0:14,830	0:48,595	0:19,209	0:14,741	0:48,961	0:19,630	0:14,741
Runde 10	0:48,759	0:19,352	0:14,911	0:48,605	0:19,280	0:14,780	0:48,711	0:19,334	0:14,758	0:48,687	0:19,252	0:14,705	0:48,560	0:19,141	0:14,726
Runde 11	0:48,543	0:19,315	0:14,785	0:48,556	0:19,254	0:14,741	0:49,040	0:19,303	0:15,028	0:48,558	0:19,229	0:14,729	0:48,785	0:19,538	0:14,752
Runde 12				0:48,917	0:19,520	0:14,859	0:48,849	0:19,252	0:14,852	0:48,564	0:19,230	0:14,726	0:48,583	0:19,176	0:14,856

Warm Up DJKM (DK-Junior)

Die schnellsten Zeiten				
Ort	Nr. Fahrername	Zeit	Streckenk.	Ø Speed
Ziel	152 Soldatov,Maxsim	0:47,986	1200 m	90,0 km/h
Sektion 1	152 Soldatov,Maxsim	0:19,082	531 m	100,4 km/h
Sektion 2	152 Soldatov,Maxsim	0:14,572	390 m	96,3 km/h
Sektion 3	152 Soldatov,Maxsim	0:14,338	279 m	70,1 km/h

	Snr.109 Mesch,Joel DEU KSM Schumacher Racing Team			Snr.105 Bergmeister,Jakob DEU Schumacher Racing Team			Snr.131 Dörr,Ben DEU TB Racing Team			Snr.136 Rees,Matthew GBR Ricky Flynn Motorsport			Snr.120 Spina,Alfio Andrea ITA CRG Holland		
	theoretisch mögliche Bestzeit	Ziel	Bestzeit	theoretisch mögliche Bestzeit	Ziel	Bestzeit	theoretisch mögliche Bestzeit	Ziel	Bestzeit	theoretisch mögliche Bestzeit	Ziel	Bestzeit	theoretisch mögliche Bestzeit	Ziel	Bestzeit
best	0:48,576	0:19,203	0:14,790	0:48,582	0:19,205	0:14,726	0:48,583	0:19,189	0:14,782	0:48,610	0:19,225	0:14,693	0:48,623	0:19,041	0:14,754
Runde 1	0:51,981	0:20,832	0:15,841	0:52,223	0:21,202	0:15,939	0:53,246	0:20,616	0:16,288	0:52,509	0:21,241	0:16,055	0:51,632	0:20,761	0:15,809
Runde 2	0:50,222	0:19,841	0:15,433	0:49,993	0:19,866	0:15,237	0:50,378	0:20,126	0:15,281	0:50,121	0:19,934	0:15,330	0:49,774	0:19,675	0:15,346
Runde 3	0:50,016	0:19,673	0:15,319	0:49,577	0:19,442	0:15,131	0:49,642	0:19,632	0:15,163	0:49,382	0:19,607	0:15,045	0:49,360	0:19,356	0:15,126
Runde 4	0:49,601	0:19,519	0:15,058	0:49,865	0:19,790	0:15,261	0:49,117	0:19,389	0:14,940	0:48,892	0:19,479	0:14,845	0:49,030	0:19,341	0:15,105
Runde 5	0:49,171	0:19,278	0:15,296	0:49,286	0:19,326	0:14,838	0:49,604	0:19,539	0:15,145	0:50,305	0:20,112	0:15,547	0:48,781	0:19,207	0:14,673
Runde 6	0:48,823	0:19,298	0:14,897	0:50,833	0:19,345	0:16,762	0:48,852	0:19,345	0:14,915	0:48,722	0:19,374	0:14,801	0:48,887	0:19,343	0:14,929
Runde 7	0:49,248	0:19,658	0:14,896	0:49,087	0:19,531	0:14,975	0:49,511	0:19,306	0:15,082	0:48,894	0:19,250	0:14,832	0:48,667	0:19,124	0:14,857
Runde 8	0:48,747	0:19,313	0:14,829	0:48,654	0:19,305	0:14,726	0:49,058	0:19,257	0:15,073	0:48,622	0:19,264	0:14,787	0:48,720	0:19,124	0:14,866
Runde 9	0:48,576	0:19,203	0:14,790	0:48,582	0:19,212	0:14,797	0:48,583	0:19,202	0:14,782	0:49,234	0:19,226	0:14,975	0:48,623	0:19,221	0:14,813
Runde 10	0:49,136	0:19,263	0:15,252	0:48,664	0:19,217	0:14,854	0:49,002	0:19,189	0:14,793	0:48,645	0:19,307	0:14,872	0:49,278	0:19,041	0:14,754
Runde 11				0:48,839	0:19,205	0:14,989	0:49,403	0:19,304	0:15,328	0:48,610	0:19,225	0:14,693	0:48,923	0:19,097	0:15,275
Runde 12										0:49,601	0:19,235	0:15,399			

Warm Up DJKM (DK-Junior)

Die schnellsten Zeiten

Ort	Nr. Fahrername	Zeit	Streckenl.	Ø Speed
Ziel	152 Soldatov, Maksim	0:47,986	1200 m	90,0 km/h
Sektion 1	152 Soldatov, Maksim	0:19,082	531 m	100,4 km/h
Sektion 2	152 Soldatov, Maksim	0:14,572	390 m	96,3 km/h
Sektion 3	152 Soldatov, Maksim	0:14,338	279 m	70,1 km/h

Smr.128 Øgaard, Sebastian DNK TK Racing

theoretisch mögliche Bestzeit 0:48,445

best	Ziel	Sektion 1	Sektion 2	Sektion 3
	0:48,668	0:19,162	0:14,787	0:14,496

Smr.116 Zanfari, Suleiman MAR LOTUS RACING KARTS

theoretisch mögliche Bestzeit 0:48,639

Runde	Ziel	Sektion 1	Sektion 2	Sektion 3
1	0:51,761	0:20,376	0:15,739	0:15,646
2	0:50,173	0:19,748	0:15,278	0:15,147
3	0:49,605	0:19,665	0:15,185	0:14,755
4	0:48,968	0:19,284	0:14,974	0:14,710
5	0:48,999	0:19,202	0:14,995	0:14,802
6	0:49,017	0:19,204	0:15,163	0:14,650
7	0:49,009	0:19,226	0:15,136	0:14,647
8	0:48,678	0:19,250	0:14,787	0:14,641
9	0:48,830	0:19,162	0:14,869	0:14,799
10	0:48,716	0:19,229	0:14,925	0:14,562
11	0:48,668	0:19,193	0:14,979	0:14,496
12	0:49,052	0:19,311	0:14,834	0:14,907

Smr.140 Scionti, Enzo USA CRG Holland

theoretisch mögliche Bestzeit 0:48,573

Runde	Ziel	Sektion 1	Sektion 2	Sektion 3
	0:48,707	0:19,239	0:14,777	0:14,557

Smr.159 Pretolani, Nico ITA Paolo Pretolani

theoretisch mögliche Bestzeit 0:48,671

Runde	Ziel	Sektion 1	Sektion 2	Sektion 3
	0:48,751	0:19,284	0:14,838	0:14,549

Smr.114 Ried, Jonas DEU Solgat Motorsport

theoretisch mögliche Bestzeit 0:48,743

Runde	Ziel	Sektion 1	Sektion 2	Sektion 3
	0:48,819	0:19,450	0:14,758	0:14,535

GERMAN KARTING CHAMPIONSHIPS 2018

13-15 / 04 / 2018

DMSB RegNr 88-2018

Warm Up DJKM (DK-Junior)

Die schnellsten Zeiten

Ort	Nr. Fahrername	Zeit	Streckenl.	Ø Speed
Ziel	152 Soldatov/Maksim	0:47,986	1200 m	90,0 km/h
Sektion 1	152 Soldatov/Maksim	0:19,082	531 m	100,4 km/h
Sektion 2	152 Soldatov/Maksim	0:14,572	390 m	96,3 km/h
Sektion 3	152 Soldatov/Maksim	0:14,338	279 m	70,1 km/h

best	Strm.160 Harolampiev,Maksim DEU Maxim Racing Sport		Strm.129 Ploeg,Bart NLD Zanardi racing team		Strm.107 Hantke,Nico DEU 3G Racing		Strm.151 Stadsbader,Gilles BEL Daems Racing Team		Strm.166 Zug,Lilly DEU TB Racing Team											
	theoretisch mögliche Bestzeit	Ziel	theoretisch mögliche Bestzeit	Ziel	theoretisch mögliche Bestzeit	Ziel	theoretisch mögliche Bestzeit	Ziel	theoretisch mögliche Bestzeit	Ziel										
Runde 1	0:51,845	0:19,290	0:15,883	0:15,032	0:51,541	0:20,746	0:15,603	0:15,192	0:52,483	0:20,491	0:16,058	0:15,934	0:20,730	0:16,011	0:15,253	0:54,518	0:21,552	0:16,276	0:16,690	
Runde 2	0:50,025	0:19,841	0:15,376	0:14,808	0:49,893	0:19,750	0:15,236	0:14,907	0:51,863	0:21,025	0:15,738	0:15,100	0:19,988	0:15,521	0:15,322	0:50,789	0:20,355	0:15,477	0:14,957	
Runde 3	0:49,863	0:19,766	0:15,241	0:14,856	0:49,764	0:19,655	0:15,223	0:14,886	0:49,952	0:19,615	0:15,199	0:15,138	0:19,723	0:15,389	0:15,557	0:49,994	0:19,795	0:15,290	0:14,909	
Runde 4	0:49,593	0:19,566	0:15,145	0:14,882	0:49,416	0:19,509	0:14,997	0:14,910	0:49,352	0:19,471	0:15,062	0:14,819	0:19,815	0:15,084	0:14,803	0:50,476	0:19,636	0:15,474	0:15,366	
Runde 5	0:49,160	0:19,433	0:14,996	0:14,731	0:49,197	0:19,366	0:14,935	0:14,896	0:49,245	0:19,422	0:14,990	0:14,833	0:19,574	0:15,015	0:15,634	0:49,479	0:19,445	0:15,136	0:14,898	
Runde 6	0:49,833	0:19,757	0:15,085	0:15,041	0:49,338	0:19,462	0:15,018	0:14,858	0:49,355	0:19,616	0:14,953	0:14,786	0:19,561	0:15,121	0:14,870	0:51,023	0:20,240	0:15,178	0:15,605	
Runde 7	0:49,688	0:19,773	0:15,279	0:14,636	0:49,024	0:19,240	0:14,914	0:14,870	0:49,132	0:19,392	0:14,985	0:14,805	0:19,495	0:15,271	0:14,605	0:50,234	0:19,729	0:15,116	0:15,389	
Runde 8	0:49,139	0:19,537	0:15,009	0:14,593	0:48,926	0:19,298	0:14,907	0:14,721	0:49,191	0:19,529	0:14,883	0:14,779	0:19,376	0:14,908	0:14,627	0:49,085	0:19,413	0:15,067	0:14,605	
Runde 9	0:49,012	0:19,290	0:15,023	0:14,699	0:48,881	0:19,131	0:14,939	0:14,811	0:48,901	0:19,335	0:14,912	0:14,654	0:19,259	0:14,958	0:14,930	0:49,585	0:19,345	0:15,070	0:15,170	
Runde 10	0:48,823	0:19,330	0:14,883	0:14,610	0:48,860	0:19,387	0:14,785	0:14,688	0:48,993	0:19,475	0:14,884	0:14,634	0:19,261	0:15,142	0:15,265	0:49,340	0:19,460	0:14,980	0:14,900	
Runde 11	0:49,153	0:19,340	0:14,896	0:14,917	0:52,057	0:19,518	0:17,595	0:14,944	0:48,941	0:19,401	0:14,875	0:14,665	0:19,231	0:15,303	0:15,368	0:48,938	0:19,390	0:14,956	0:14,592	
Runde 12																				

Warm Up DJKM (DK-Junior)

Die schnellsten Zeiten

Ort	Nr. Fahrername	Zeit	Streckenk.	Ø Speed
Ziel	152 Soldatov, Maksim	0:47,986	1200 m	90,0 km/h
Sektion 1	152 Soldatov, Maksim	0:19,082	531 m	100,4 km/h
Sektion 2	152 Soldatov, Maksim	0:14,572	390 m	96,3 km/h
Sektion 3	152 Soldatov, Maksim	0:14,338	279 m	70,1 km/h

best	Snr.125 Karlsson, William SWE JP Racing		Snr.126 Dolischka, Jordan AUT KSB RACING TEAM		Snr.157 Villa, Edoardo Ludovico ITA TBKART srl		Snr.106 Pingasov, Miron ESP Team Oakes					
	theoretisch mögliche Bestzeit	Ziel	theoretisch mögliche Bestzeit	Ziel	theoretisch mögliche Bestzeit	Ziel	theoretisch mögliche Bestzeit	Ziel				
Runde 1	0:53,464	0:21,150	0:16,505	0:15,809	0:51,770	0:20,629	0:15,835	0:15,306	0:54,411	0:21,841	0:16,565	0:16,005
Runde 2	0:51,072	0:19,967	0:15,974	0:15,131	0:50,108	0:19,833	0:15,415	0:14,860	0:52,342	0:20,223	0:16,068	0:16,051
Runde 3	0:49,672	0:19,745	0:15,147	0:14,780	0:50,011	0:19,555	0:15,190	0:15,266	0:51,010	0:19,774	0:15,464	0:15,772
Runde 4	0:49,260	0:19,521	0:15,051	0:14,688	0:51,385	0:19,879	0:16,144	0:15,362	0:50,355	0:19,972	0:15,229	0:15,154
Runde 5	0:49,075	0:19,413	0:14,964	0:14,698	0:49,150	0:19,310	0:15,091	0:14,749	0:52,294	0:19,716	0:15,674	0:16,904
Runde 6	0:51,072	0:20,784	0:15,564	0:14,724	0:49,355	0:19,281	0:15,447	0:14,627	0:52,260	2:12,906	0:17,097	0:15,257
Runde 7	0:49,182	0:19,412	0:15,058	0:14,712	0:49,084	0:19,562	0:14,975	0:14,547	0:50,016	0:19,671	0:15,319	0:15,026
Runde 8	0:49,475	0:19,423	0:15,036	0:15,246	0:49,158	0:19,679	0:14,913	0:14,566	0:49,581	0:19,557	0:15,115	0:14,909
Runde 9	0:49,051	0:19,416	0:15,036	0:14,599	0:49,123	0:19,260	0:14,840	0:15,023	0:49,354	0:19,451	0:15,003	0:14,900
Runde 10	0:50,507	0:19,593	0:15,798	0:15,116	0:49,217	0:19,155	0:14,882	0:15,180				
Runde 11	0:49,176	0:19,359	0:15,197	0:14,620	0:49,280	0:19,295	0:15,235	0:14,750				
Runde 12												

Ranking Qualifying Heats DJKM (OK-Junior)

Strecke / track: 1200m
 schnellste Rennrunde gefahren von Maksim Soldatov aus Lauf 1 / Runde 9 in 0:48,041

Doc. 35

Pos	Str. Nr.	Fahrer Driver	Nation	Bewerber/Sponsor	Nation	Lizenz / B-Lizenz	Chassis / Motor / Reifen	Punkte Points	Quali POS	Last Heat	Pos	Punkte Points	Rn. Lu	Zeit Time	schnellste Runde fastest Lap	Runde in Lap
1	119	Trulli, Enzo	ITA	CRG Holland	NLD	37053 15521	CRG / TM / Vega	0	1	2 1 0	3 1 0	9	7:17.900	0:48.251	8	
2	139	O'sullivan, Zak	GBR	Ricky Flynn Motorsport	GBR	274547 162392	FA Kart / Vortex / Vega	4	2	1 1 0	3 4 4	9	7:20.883	0:48.299	9	
3	138	Askey, Kai	GBR	Ricky Flynn Motorsport	GBR	296774 162392	FA Kart / Vortex / Vega	5	4	2 2 2	3 3 3	9	7:18.416	0:48.332	9	
4	120	Spina, Alfio Andrea	ITA	CRG Holland	NLD	366688 15521	CRG / TM / Vega	5	7	2 3 3	3 2 2	9	7:19.419	0:48.329	7	
5	153	Bertini Colla, Leonardo	ITA	CRG Holland	NLD	370635 15521	CRG / TM / Vega	9	5	1 2 2	3 7 7	9	7:18.068	0:48.175	9	
6	124	Højgaard, Mikkel	DNK	KSB RACING TEAM	AUT	53445 BK 002	Kosmic / Vortex / Vega	10	11	1 5 5	3 5 5	9	7:21.143	0:48.199	8	
7	142	Pizzi, Francesco	ITA	BIREL ART RACING S.R.L.	ITA	353078 370004	Birel Art / TM / Vega	11	13	2 5 5	3 6 6	9	7:20.305	0:48.399	8	
8	152	Soldatov, Maksim	RUS	WARD RACING	SWE	#18533 102	Tonykart / Vortex / Vega	12	6	1 3 3	3 9 9	9	7:19.356	0:48.041	9	
9	156	Crawford, Jak	USA	ENERGY CORSE SRL	ITA	K1851-SK-18 295423	ENERGY / TM / Vega	13	20	1 4 4	3 9 9	9	7:21.050	0:48.320	8	
10	160	Haralampiev, Maksim	DEU	Maxim Racing Sport	DEU	IKCJ 1169591 KBF 1167038	EXPRIT / TM / Vega	15	16	2 7 7	3 8 8	9	7:22.725	0:48.499	8	
11	140	Scionti, Enzo	USA	CRG Holland	NLD	K1845-SK-18 JR-c 15521	CRG / TM / Vega	16	17	1 6 6	3 10 10	9	7:21.341	0:48.082	8	
12	105	Bergmeister, Jakob	DEU	Schumacher Racing Team	DEU	IKCJ 1156048 KBF 106 75 87	Tony Kart / Vortex / Vega	17	18	1 7 7	2 10 10	9	7:21.681	0:48.128	8	
13	157	Villa, Edoardo Ludovico	ITA	TBKART srl	ITA	360523 297356	TB-Kart / TM / Vega	19	9	1 13 13	2 6 6	9	7:27.632	0:48.214	9	
14	131	Dörr, Ben	DEU	TB Racing Team	DEU	IKCJ 1162845 KBF 1116906	Kart Republic / Parilla / Vega	19	21	1 8 8	2 11 11	9	7:22.445	0:48.239	8	
15	143	Ten Brinke, Thomas	NLD	BIREL ART RACING S.R.L.	ITA	40662 370004	BIREL ART / TM / Vega	21	14	1 10 10	3 11 11	9	7:26.117	0:48.361	9	
16	114	Ried, Jonas	DEU	Solgat Motorsport	DEU	IKCJ 1167350 KBF 1079882	Ricciardo / TM / Vega	24	26	1 9 9	3 15 15	9	7:23.329	0:48.291	7	
17	161	Brienza, Joseph	USA	Ward Racing	SWE	K1852-SK-18 JR-C 102	Tonykart / Vortex / Vega	25	10	2 12 12	3 13 13	9	7:25.665	0:48.631	7	
18	107	Hantke, Nico	DEU	3G Racing	DEU	IKCJ 1145936 KBF 1164077	Tony Kart / Parilla / Vega	25	29	1 11 11	3 14 14	9	7:25.785	0:48.599	8	
19	146	Huang, Xizhang	CHI	CRG Holland	NLD	18 KC 1039 15521	/ / Vega	26	15	1 18 18	2 8 8	9	7:22.963	0:48.458	8	
20	136	Rees, Matthew	GBR	Ricky Flynn Motorsport	GBR	252931 162392	FA Kart / Vortex / Vega	27	19	2 15 15	3 12 12	9	7:27.521	0:48.464	8	
21	128	Øgaard, Sebastian	DNK	TK Racing	DNK	55995 52208	FA Kart / TM Motor / Vega	30	32	1 12 12	3 18 18	9	7:25.993	0:48.200	8	
22	135	Degnbol, Noah	DNK	RS Competition	DNK	65659 36053	Tony Kart / Vortex / Vega	31	12	1 14 14	2 17 17	9	7:28.085	0:48.325	9	
23	137	Laursen, Conrad	DNK	Ricky Flynn Motorsport	GBR	63232 162392	FA Kart / Vortex / Vega	33	3	1 29 29	2 4 4	9	1:40.187	0:48.651	2	
24	116	Zanfari, Suleiman	MAR	LOTUS RACING KARTS	SVN	003/0/2018 0225	Tony Kart / Vortex / Vega	33	22	2 16 16	9 7:29.339	0:49.027	9			
25	109	Mesch, Joel	DEU	KSM Schumacher Racing Team	DEU	IKCJ 1179312 KBF 1067587	Tony Kart / Vortex / Vega	34	24	1 15 15	9 7:30.033	0:48.705	7			
26	125	Karlsson, William	SWE	JP Racing	SWE	200510185879 105	Exprit / Vortex / Vega	36	35	1 17 17	9 7:29.820	0:48.558	6			
27	106	Pingasov, Miron	ESP	Team Oakes	GBR	ITCRJR-0004-ESP 269892	Exprit / Vortex / Vega	36	47	1 16 16	9 7:32.305	0:48.634	8			
28	151	Stadsbader, Gilles	BEL	Daems Racing Team	BEL	910062 910430	TonyKart / Vortex / Vega	39	36	1 19 19	9 7:33.319	0:48.522	6			
29	130	Knopp, Josef	CZE	TB Racing Team	DEU	1017 KBF 1116906	Kart Republic / Parilla / Vega	41	28	2 13 13	2 1:43.428	0:49.108	2			
30	159	Pretolani, Nico	ITA	Paolo Pretolani	ITA	359194 359187	Tony Kart / TM / Vega	41	31	2 14 14	9 7:26.876	0:48.480	9			
31	166	Zug, Lilly	DEU	TB Racing Team	DEU	IKCJ 1173305 KBF 1116906	Kart Republic / Parilla / Vega	42	41	1 20 20	9 7:33.725	0:48.669	9			
32	133	Voncken, Luca	DEU	DS Kartsport	DEU	IKCJ 1153982 KBF 1154357	Mach1 / TM / Vega	43	8	3 22 22	9 7:35.804	0:49.187	9			
33	126	Dolischka, Jordan	AUT	KSB RACING TEAM	AUT	JK 2107 BK 002	Kosmic / Vortex / Vega	45	30	1 24 24	9 7:35.009	0:48.428	7			
34	129	Ploeg, Bart	NLD	Zanardi racing team	NLD	40401 28613	Zanardi / Parilla / Vega	46	27	1 28 28	3 2:33.657	0:48.938	3			
35	122	Ringdahl, Neo	SWE	JP Racing	SWE	200603285693 105	Exprit / Vortex / Vega	46	33	2 18 18	9 7:29.660	0:48.924	7			
36	154	Bönighausen, Colin Jamie	DEU	KSM Schumacher Racing Team	DEU	IKCJ 1179397 KBF 1067587	Tony Kart / Vortex / Vega	46	44	1 21 21	9 7:34.643	0:48.849	7			
37	121	Bröer, Chérine	DEU	CRG Holland	NLD	IKCJ 1155880 15521	CRG / TM / Vega	48	45	1 23 23	9 7:36.369	0:49.148	9			
38	127	Primm, Simon Connor	DEU	Team NKS	DEU	IKCJ 1171081 KBF 1050071	DR / TM / Vega	50	37	1 22 22	9 7:34.899	0:48.879	6			

Strecke / track: 1200m

schnellste Rennrunde gefahren von Maksim Soldatov aus Lauf 1 / Runde 9 in 0:48,041

Doc. 35

Pos	Str. Nr.	Fahrer Driver	Nation	Bewerber/Sponsor	Nation	Lizenz / B-Lizenz	Chassis/Motor/Reifen	Punkte Points	Quali POS	Lauf Heat	Pos	Punkte Points	Rn. Lu	Zeit Time	schnellste Runde fastest Lap	in Runde in Lap
39	112	Lagrotteria, Antonio	CHE	Innovate Competition	CHE	8360 500033	Exprit / TM / Vega	50	43	2 3	24 26	24 26	9	7:33,071 7:49,172	0:49,032 0:49,264	9
40	158	Ebner, Moritz	ITA	Markus Ebner	ITA	404081 03971	ENERGY / TM / Vega	51	40	2 3	27 24	27 24	9	7:36,761 7:37,622	0:49,667 0:49,514	9
41	110	Rosam, Max	DEU	TR Motorsport	DEU	IKCJ1162238 KBF 1080519	Jesolo / TM / Vega	52	34	2 3	22 30	22 30	9	7:31,585 1:44,655	0:48,673 0:49,728	8
42	108	Weimann, Jule	DEU	Solgat Motorsport	DEU	IKCJ 1159312 KBF1079882	Birel / TM / Vega	53	46	2 3	28 25	28 25	9	7:36,850 7:42,847	0:49,442 0:49,478	4
43	111	Naude, Toni Kayla	CHE	Innovate Competition	CHE	500287 500033	Exprit / TM / Vega	54	39	1 2	31 23	31 23	-	0:04,825 7:32,485	- 0:48,816	-
44	134	Eichenberger, Gaia	CHE	CPB SPORT	FRA	K18045 232241-10	SODI / TM / Vega	56	42	1 2	26 30	26 30	9	7:35,313 7:39,792	0:48,809 0:48,713	8
45	155	Speck, Luis Laurin	DEU	Tbkart S.r.l.	ITA	IKCJ 1167417 297356	TB-Kart / Parilla / Vega	57	23	1 3	25 32	25 32	9	7:35,184 0:02,676	0:48,813 -	8
46	141	Han, Chenyu	CHN	TB Racing Team	DEU	18 KC 1026 KBF 1116906	Kart Republic / Parilla / Vega	60	25	2 3	31 29	31 29	4	3:22,804 1:43,511	0:49,149 0:49,001	4
47	113	Tohum, Arthur	DEU	TR Motorsport	DEU	IKCJ 1160352 KFB 1080519	Jesolo / TM / Vega	61	38	1 3	30 31	30 31	-	0:04,663 1:46,808	- 0:50,388	-

Rennleitung: Kai Medefind Racedirektor: Thomas Lainer

Sportkommissare: Th. Ferrero / U. Bell / H. Seidel / P. Acerbi

Techn. Kommissare: H.-J. Dangers / M. Grasshoff / C. Schmidt / D. Pietzko / M. Somera / A. Mazzanti

Zeitnahme: KART-DATA timing service Franz Schieszler / Martin Summerer



17	Zanardi racing team Ploeg Bart Startposition 34	17	KSB RACING TEAM Dolischka Jordan Startposition 33
16	DS Kartsport Voncken Luca Startposition 32	16	TB Racing Team Zug Lilly Startposition 31
15	Paolo Pretolani Pretolani Nico Startposition 30	15	TB Racing Team Knopp Josef Startposition 29
14	Daems Racing Team Stadsbader Gilles Startposition 28	14	Team Oakes Pingasov Miron Startposition 27
13	JP Racing Karlsson William Startposition 26	13	KSM Schumacher Racing Team Mesch Joel Startposition 25
12	LOTUS RACING KARTS Zanfari Suleiman Startposition 24	12	Ricky Flynn Motorsport Laursen Conrad Startposition 23
11	RS Competition Degnbol Noah Startposition 22	11	TK Racing Øgaard Sebastian Startposition 21
10	Ricky Flynn Motorsport Rees Matthew Startposition 20	10	CRG Holland Huang Xizhang Startposition 19
9	3G Racing Hantke Nico Startposition 18	9	Ward Racing Brienza Joseph Startposition 17
8	Solgar Motorsport Ried Jonas Startposition 16	8	BIREL ART RACING S.R.L. Ten Brinke Thomas Startposition 15
7	TB Racing Team Dörr Ben Startposition 14	7	TBKART srl Villa Edoardo Ludovico Startposition 13
6	Schumacher Racing Team Bergmeister Jakob Startposition 12	6	CRG Holland Scionti Enzo Startposition 11
5	Maxim Racing Sport Haralampiev Maksim Startposition 10	5	ENERGY CORSE SRL Crawford Jak Startposition 9
4	WARD RACING Soldatov Maksim Startposition 8	4	BIREL ART RACING S.R.L. Pizzi Francesco Startposition 7
3	KSB RACING TEAM Højgaard Mikkel Startposition 6	3	CRG Holland Bertini Colla Leonardo Startposition 5
2	CRG Holland Spina Alfio Andrea Startposition 4	2	Ricky Flynn Motorsport Askey Kai Startposition 3
1	Ricky Flynn Motorsport O'sullivan Zak Startposition 2	1	CRG Holland Trulli Enzo Startposition 1

Starting Grid of Ranking Qualifying Heats DJKM (OK-Junior)

Rennen 13 Race 1

DMSB RegNr 08-2018

NEU - 1 - NEW

R 9 DJKM (OK-Junior) Heat 3 A <> B

Strecke / track: 1200m
 started: 32 classified: 32 not classified: 0

fastest Lap Sciomì, Enzo at: 0:48,209

Doc. 1.1

Pos	Str. Nr.	Fahrer / Driver	Nation	Bewerber/Sponsor	Nation	Lizenz / B-Lizenz	Chassis/Motor/Reifen	Points	Runden Laps	Gesamtzeit Differenz	Abstand Gap	beste Runde best Lap	in R. in L.	o Geschw. g Speed
1	119	Trulli, Enzo	ITA	CRG Holland	ITA	37053 15521	CRG / TM / Vega	0	9	7:20,883		0:48,299	9	88,2 km/h 89,4 km/h
2	120	Spina, Alfio Andrea	ITA	CRG Holland	ITA	366688 15521	CRG / TM / Vega	2	9	7:21,364 0:00,481	0:00,481	0:48,419	9	88,1 km/h 89,2 km/h
3	138	Askey, Kai	GBR	Ricky Flynn Motorsport	GBR	296774 162392	FA Kart / Vortex / Vega	3	9	7:21,758 0:00,875	0:00,394	0:48,384	8	88 km/h 89,3 km/h
4	139	O'sullivan, Zak	GBR	Ricky Flynn Motorsport	GBR	274547 162392	FA Kart / Vortex / Vega	4	9	7:21,931 0:01,048	0:00,173	0:48,490	7	88 km/h 89,1 km/h
5	124	Højgaard, Mikkel	DNK	KSB RACING TEAM	AUT	53445 BK 002	Kosmic / Vortex / Vega	5	9	7:22,079 0:01,196	0:00,148	0:48,322	8	87,9 km/h 89,4 km/h
6	142	Pizzi, Francesco	ITA	BIREL ART RACING S.R.L.	ITA	353078 370004	Birel Art / TM / Vega	6	9	7:23,082 0:02,199	0:01,003	0:48,378	8	87,7 km/h 89,3 km/h
7	153	Bertini Colla, Leonardo	ITA	CRG Holland	ITA	370635 15521	CRG / TM / Vega	7	9	7:23,561 0:02,678	0:00,479	0:48,250	9	87,6 km/h 89,5 km/h
8	160	Haralampiev, Maksim	DEU	Maxim Racing Sport	DEU	IKCJ 1169591 KBF 1167038	EXPRIT / TM / Vega	8	9	7:23,774 0:02,891	0:00,213	0:48,317	9	87,6 km/h 89,4 km/h
9	156	Crawford, Jak	USA	ENERGY CORSE SRL	ITA	K1851-SK-18 295423	ENERGY / TM / Vega	9	9	7:25,504 0:04,621	0:01,730	0:48,440	9	87,3 km/h 89,2 km/h
10	140	Sciomì, Enzo	USA	CRG Holland	ITA	K1845-SK-18 JR-c 15521	CRG / TM / Vega	10	9	7:25,700 0:04,817	0:00,196	0:48,209	9	87,2 km/h 89,6 km/h
11	143	Ten Brinke, Thomas	NLD	BIREL ART RACING S.R.L.	ITA	40662 370004	BIREL ART / TM / Vega	11	9	7:26,117 0:05,234	0:00,417	0:48,361	9	87,2 km/h 89,3 km/h
12	136	Rees, Matthew	GBR	Ricky Flynn Motorsport	GBR	252931 162392	FA Kart / Vortex / Vega	12	9	7:27,127 0:06,244	0:01,010	0:48,530	9	87 km/h 89 km/h
13	161	Brienza, Joseph	USA	Ward Racing	SWE	K1852-SK-18 JR-c 102	Tonykart / Vortex / Vega	13	9	7:27,506 0:06,623	0:00,379	0:48,774	9	86,9 km/h 88,6 km/h
14	107	Hantke, Nico	DEU	3G Racing	DEU	IKCJ 1145936 KBF 1164077	Tony Kart / Parilla / Vega	14	9	7:28,093 0:07,210	0:00,587	0:48,560	8	86,8 km/h 89 km/h
15	114	Ried, Jonas	DEU	Solgat Motorsport	DEU	IKCJ 1167356 KBF 1079882	Ricciardo / TM / Vega	15	9	7:28,342 0:07,459	0:00,249	0:48,493	9	86,7 km/h 89,1 km/h
16	133	Voncken, Luca	DEU	DS Kartsport	DEU	IKCJ 1153982 KBF 1154357	Mach1 / TM / Vega	16	9	7:29,292 0:08,409	0:00,950	0:48,507	9	86,5 km/h 89,1 km/h
17	116	Zanfari, Suleiman	MAR	LOTUS RACING KARTS	SVN	003/07201€ 0225	Tony Kart / Vortex / Vega	17	9	7:30,349 0:09,466	0:01,057	0:48,915	8	86,3 km/h 88,3 km/h
18	128	Øgaard, Sebastian	DNK	TK Racing	DNK	55995 52208	FA Kart / TM Motor / Vega	18	9	7:31,934 0:11,051	0:01,585	0:48,546	6	86 km/h 89 km/h
19	125	Karlsson, William	SWE	JP Racing	SWE	20051018507€ 105	Exprit / Vortex / Vega	19	9	7:32,305 0:11,422	0:00,371	0:48,634	8	86 km/h 88,6 km/h
20	106	Pingasov, Miron	ESP	Team Oakes	GBR	ITCRJR-0004-ESP 269892	Exprit / Vortex / Vega	20	9	7:34,353 0:13,470	0:02,048	0:48,996	7	85,6 km/h 88,2 km/h
21	127	Primm, Simon Connor	DEU	Team NKS	DEU	IKCJ 1171081 KBF 1050071	DR / TM / Vega	21	9	7:35,355 0:14,472	0:01,002	0:49,232	9	85,4 km/h 87,7 km/h
22	166	Zug, Lilly	DEU	TB Racing Team	DEU	IKCJ 1173305 KBF 1116906	Kart Republic / Parilla / Vega	22	9	7:35,804 0:14,921	0:00,449	0:49,187	9	85,3 km/h 87,8 km/h
23	154	Bönighausen, Colin Jamie	DEU	KSM Schumacher Racing Team	DEU	IKCJ 1179397 KBF 1067587	Tony Kart / Vortex / Vega	23	9	7:36,369 0:15,486	0:00,565	0:49,148	9	85,2 km/h 87,9 km/h
24	158	Ebner, Moritz	ITA	Markus Ebner	ITA	404081 03971	ENERGY / TM / Vega	24	9	7:37,622 0:16,739	0:01,253	0:49,514	8	85 km/h 87,2 km/h
25	108	Weimann, Jule	DEU	Solgat Motorsport	DEU	IKCJ 1159312 KBF1079882	Birel / TM / Vega	25	9	7:42,847 0:21,964	0:05,225	0:49,478	8	84 km/h 87,3 km/h
26	112	Lagrotteria, Antonio	CHE	Innovate Competition	CHE	8360 500033	Exprit / TM / Vega	26	9	7:49,172 0:28,289	0:06,325	0:49,264	9	82,9 km/h 87,7 km/h
27	159	Pretolani, Nico	ITA	Paolo Pretolani	ITA	359194 359187	Tony Kart / TM / Vega	27	8	6:44,109 1 R	1 R	0:48,739	8	85,5 km/h 88,6 km/h
28	130	Knopp, Josef	CZE	TB Racing Team	DEU	1017 KBF 1116906	Kart Republic / Parilla / Vega	28	2	1:43,428 7 R	6 R	0:49,108	2	83,5 km/h 88 km/h
29	141	Han, Chenyu	CHN	TB Racing Team	DEU	18 KC 102€ KBF 1116906	Kart Republic / Parilla / Vega	29	2	1:43,511 7 R	0:00,083	0:49,001	2	83,5 km/h 88,2 km/h
30	110	Rosam, Max	DEU	TR Motorsport	DEU	IKCJ1162238 KBF 1080519	Jesolo / TM / Vega	30	2	1:44,655 7 R	0:01,144	0:49,728	2	82,6 km/h 86,9 km/h
31	113	Tohum, Arthur	DEU	TR Motorsport	DEU	IKCJ 1160352 KFB 1080519	Jesolo / TM / Vega	31	2	1:46,808 7 R	0:02,153	0:50,388	2	80,9 km/h 85,7 km/h
32	155	Speck, Luis Laurin	DEU	Tbkart S.r.l.	ITA	IKCJ 1167417 297356	TB-Kart / Parilla / Vega	32	0	0:02,676 9 R	2 R			

SNr. 133,108, 5 sec penalty Frontfaring
 SNr. 112 10 sec penalty

Rennleitung: Kai Medefind Racedirektor: Thomas Lainer
 Sportkommissare: Th. Ferrero / U. Bell / H. Seidel / P. Acerbi
 Techn. Kommissare: H-J. Dangers / M. Grasshoff / C. Schmidt / D. Pietzko / M. Somera / A. Mazzanti
 Zeitnahme: KART-DATA timing service Franz Schieszler / Martin Summerer

Zeitnahme / timekeeping
 control *Schieszler*
 Franz Schieszler



R 9 DJKM (OK-Junior) Heat 3 A < > B

Strecke / track: 1200

Fahrername Driver	Trulli Enzo	Spina Alfio Andrea	Askey Kai	O 'sullivan Zak	Højgaard Mikkel	Pizzi Francesco	Bertini Colla Leonardo	Haralampiev Maksim	Crawford Jak	Scionti Enzo	Ten Brinke Thomas	Rees Matthew
schnellste Runde in Runde	0:48,299 Rn. 9	0:48,419 Rn. 9	0:48,384 Rn. 8	0:48,490 Rn. 7	0:48,322 Rn. 8	0:48,378 Rn. 8	0:48,250 Rn. 9	0:48,317 Rn. 9	0:48,440 Rn. 9	0:48,209 Rn. 9	0:48,361 Rn. 9	0:48,530 Rn. 9
Speed	89,4 km/h	89,2 km/h	89,3 km/h	89,1 km/h	89,4 km/h	89,3 km/h	89,5 km/h	89,4 km/h	89,2 km/h	89,6 km/h	89,3 km/h	89,0 km/h
Lap 1	0:49,160	0:49,532	0:50,394	0:50,216	0:50,864	0:50,561	0:49,141	0:50,423	0:51,328	0:50,939	0:50,842	0:51,718
Lap 2	0:49,031	0:48,940	0:49,221	0:49,026	0:49,376	0:49,169	0:49,002	0:49,813	0:49,475	0:49,288	0:49,725	0:49,211
Lap 3	0:48,893	0:48,745	0:48,741	0:48,672	0:49,111	0:48,871	0:48,781	0:49,159	0:49,205	0:49,845	0:50,138	0:49,320
Lap 4	0:49,895	0:49,238	0:49,015	0:49,079	0:48,562	0:48,936	0:49,911	0:48,781	0:49,342	0:50,133	0:49,652	0:49,637
Lap 5	0:48,840	0:48,848	0:49,076	0:49,506	0:48,885	0:49,143	0:50,649	0:48,917	0:48,671	0:48,911	0:48,647	0:48,713
Lap 6	0:48,840	0:49,184	0:48,566	0:48,566	0:48,450	0:48,634	0:48,549	0:48,727	0:49,157	0:49,013	0:49,499	0:50,005
Lap 7	0:48,509	0:48,897	0:48,506	0:48,490	0:48,487	0:49,415	0:49,252	0:48,759	0:48,906	0:48,751	0:48,985	0:49,229
Lap 8	0:48,584	0:48,448	0:48,384	0:48,567	0:48,322	0:48,378	0:48,814	0:49,203	0:48,650	0:48,597	0:48,482	0:48,896
Lap 9	0:48,299	0:48,419	0:48,943	0:48,659	0:48,422	0:48,533	0:48,250	0:48,317	0:48,440	0:48,209	0:48,361	0:48,530



R 9 DJKM (OK-Junior) Heat 3 A < > B

Strecke / track: 1200

Fahrername Driver	Brienza Joseph	Hantke Nico	Ried Jonas	Voncken Luca	Zanfari Suleiman	Øgaard Sebastian	Karlsson William	Pingasov Miron	Primm Simon Connor	Zug Lilly	Bönighausen Colin Jamie	Ebner Moritz
schnellste Runde in Runde	0:48,774 Rn. 9	0:48,560 Rn. 8	0:48,493 Rn. 9	0:48,507 Rn. 9	0:48,915 Rn. 8	0:48,546 Rn. 6	0:48,634 Rn. 8	0:48,996 Rn. 7	0:49,232 Rn. 9	0:49,187 Rn. 9	0:49,148 Rn. 9	0:49,514 Rn. 8
Speed	88,6 km/h	89,0 km/h	89,1 km/h	89,1 km/h	88,3 km/h	89,0 km/h	88,8 km/h	88,2 km/h	87,7 km/h	87,8 km/h	87,9 km/h	87,2 km/h
Lap 1	0:50,408	0:51,760	0:51,442	0:51,567	0:52,851	0:51,969	0:52,277	0:51,924	0:51,954	0:52,090	0:52,534	0:51,874
Lap 2	0:49,193	0:49,272	0:49,222	0:49,704	0:49,388	0:49,769	0:50,018	0:49,612	0:50,063	0:49,751	0:49,655	0:50,441
Lap 3	0:50,494	0:50,705	0:51,678	0:49,511	0:50,499	0:51,330	0:50,133	0:49,948	0:50,813	0:50,540	0:51,892	0:52,206
Lap 4	0:49,057	0:49,123	0:49,215	0:48,713	0:49,740	0:50,421	0:49,603	0:49,916	0:50,108	0:50,196	0:49,302	0:49,856
Lap 5	0:49,327	0:48,907	0:49,192	0:49,063	0:49,880	0:49,608	0:49,452	0:50,331	0:51,029	0:50,189	0:50,296	0:50,227
Lap 6	0:49,555	0:48,758	0:48,710	0:48,794	0:49,059	0:48,546	0:49,223	0:49,169	0:49,304	0:49,329	0:49,583	0:49,899
Lap 7	0:50,226	0:48,899	0:48,596	0:48,512	0:49,022	0:48,730	0:48,931	0:48,996	0:49,492	0:49,493	0:49,247	0:49,773
Lap 8	0:49,100	0:48,560	0:48,730	0:48,546	0:48,915	0:48,822	0:48,634	0:48,998	0:49,622	0:49,973	0:49,216	0:49,514
Lap 9	0:48,774	0:48,655	0:48,493	0:48,507	0:48,935	0:48,800	0:49,577	0:49,759	0:49,232	0:49,187	0:49,148	0:49,598

R 9 DJKM (OK-Junior) Heat 3 A < > B

Strecke / track: 1200

Fahrername Driver	Weimann Jule	Lagrotteria Antonio	Pretolani Nico	Knopp Josef	Han Chenyu	Rosam Max	Tohum Arthur	Speck Luis Laurin
schnellste Runde	0:49,478 Rn. 8	0:49,264 Rn. 9	0:48,739 Rn. 8	0:49,108 Rn. 2	0:49,001 Rn. 2	0:49,728 Rn. 2	0:50,388 Rn. 2	
Speed	87,3 km/h	87,7 km/h	88,6 km/h	88,0 km/h	88,2 km/h	86,9 km/h	85,7 km/h	
Lap 1	0:52,278	0:50,049	0:52,361	0:51,628	0:52,004	0:51,565	0:51,773	
Lap 2	0:50,047	0:49,499	0:50,390	0:49,108	0:49,001	0:49,728	0:50,388	
Lap 3	0:52,743	0:49,857	0:51,345					
Lap 4	0:49,706	0:50,774	0:50,349					
Lap 5	0:49,517	0:49,646	0:49,577					
Lap 6	0:49,586	0:49,614	0:49,267					
Lap 7	0:49,716	0:49,425	0:48,925					
Lap 8	0:49,478	0:49,268	0:48,739					
Lap 9	0:49,654	0:49,264						

R 9 DJKM (OK-Junior) Heat 3 A <> B

Ziel		Sektion 1		Sektion 2		Sektion 3	
Fahrername	Zeit	Fahrername	Zeit	Fahrername	Zeit	Fahrername	Zeit
1 140 Sciolti, Enzo	0:48,209	140 Sciolti, Enzo	0:19,042	138 Askey, Kai	0:14,690	160 Haralampiev, Maksim	0:14,386
2 153 Bertini Colla, Leonardo	0:48,250	128 Øgaard, Sebastian	0:19,049	119 Trulli, Enzo	0:14,716	153 Bertini Colla, Leonardo	0:14,391
3 119 Trulli, Enzo	0:48,299	143 Ten Brinke, Thomas	0:19,081	124 Højgaard, Mikkel	0:14,732	140 Sciolti, Enzo	0:14,415
4 160 Haralampiev, Maksim	0:48,317	142 Pizzi, Francesco	0:19,091	140 Sciolti, Enzo	0:14,752	119 Trulli, Enzo	0:14,421
5 124 Højgaard, Mikkel	0:48,322	153 Bertini Colla, Leonardo	0:19,093	143 Ten Brinke, Thomas	0:14,759	124 Højgaard, Mikkel	0:14,424
6 143 Ten Brinke, Thomas	0:48,361	124 Højgaard, Mikkel	0:19,097	153 Bertini Colla, Leonardo	0:14,766	125 Karlsson, William	0:14,438
7 142 Pizzi, Francesco	0:48,378	138 Askey, Kai	0:19,108	120 Spina, Alfio Andrea	0:14,772	120 Spina, Alfio Andrea	0:14,450
8 138 Askey, Kai	0:48,384	139 O' sullivan, Zak	0:19,114	156 Crawford, Jak	0:14,794	107 Hamtke, Nico	0:14,451
9 120 Spina, Alfio Andrea	0:48,419	161 Brienza, Joseph	0:19,121	142 Pizzi, Francesco	0:14,795	139 O' sullivan, Zak	0:14,452
10 156 Crawford, Jak	0:48,440	119 Trulli, Enzo	0:19,135	160 Haralampiev, Maksim	0:14,796	142 Pizzi, Francesco	0:14,459
11 139 O' sullivan, Zak	0:48,490	160 Haralampiev, Maksim	0:19,135	114 Ried, Jonas	0:14,796	133 Voncken, Luca	0:14,459
12 114 Ried, Jonas	0:48,493	136 Rees, Matthew	0:19,137	139 O' sullivan, Zak	0:14,822	138 Askey, Kai	0:14,461
13 133 Voncken, Luca	0:48,507	114 Ried, Jonas	0:19,137	159 Prerolani, Nico	0:14,827	128 Øgaard, Sebastian	0:14,479
14 136 Rees, Matthew	0:48,530	156 Crawford, Jak	0:19,141	133 Voncken, Luca	0:14,829	136 Rees, Matthew	0:14,482
15 128 Øgaard, Sebastian	0:48,546	120 Spina, Alfio Andrea	0:19,159	107 Hamtke, Nico	0:14,863	156 Crawford, Jak	0:14,494
16 107 Hamtke, Nico	0:48,560	133 Voncken, Luca	0:19,160	125 Karlsson, William	0:14,864	143 Ten Brinke, Thomas	0:14,504
17 125 Karlsson, William	0:48,634	116 Zanfari, Suleiman	0:19,213	136 Rees, Matthew	0:14,872	114 Ried, Jonas	0:14,525
18 159 Prerolani, Nico	0:48,739	130 Knopp, Josef	0:19,220	128 Øgaard, Sebastian	0:14,910	106 Pingasov, Miron	0:14,538
19 161 Brienza, Joseph	0:48,774	106 Pingasov, Miron	0:19,245	161 Brienza, Joseph	0:14,935	110 Rosam, Max	0:14,551
20 116 Zanfari, Suleiman	0:48,915	107 Hamtke, Nico	0:19,246	154 Bönighausen, Colin Jami	0:14,976	159 Prerolani, Nico	0:14,568
21 106 Pingasov, Miron	0:48,996	141 Han, Chenyu	0:19,277	106 Pingasov, Miron	0:14,992	127 Primm, Simon Connor	0:14,593
22 141 Han, Chenyu	0:49,001	159 Prerolani, Nico	0:19,309	116 Zanfari, Suleiman	0:14,997	166 Zug, Lilly	0:14,605
23 130 Knopp, Josef	0:49,108	125 Karlsson, William	0:19,332	141 Han, Chenyu	0:15,019	108 Weimann, Jule	0:14,626
24 154 Bönighausen, Colin Jami	0:49,148	166 Zug, Lilly	0:19,336	130 Knopp, Josef	0:15,024	161 Brienza, Joseph	0:14,634
25 166 Zug, Lilly	0:49,187	154 Bönighausen, Colin Jami	0:19,374	110 Rosam, Max	0:15,048	116 Zanfari, Suleiman	0:14,659
26 127 Primm, Simon Connor	0:49,232	112 Lagrotteria, Antonio	0:19,382	112 Lagrotteria, Antonio	0:15,076	141 Han, Chenyu	0:14,705
27 112 Lagrotteria, Antonio	0:49,264	110 Rosam, Max	0:19,419	166 Zug, Lilly	0:15,094	158 Ebner, Moritz	0:14,715
28 108 Weimann, Jule	0:49,478	127 Primm, Simon Connor	0:19,435	127 Primm, Simon Connor	0:15,136	112 Lagrotteria, Antonio	0:14,731
29 158 Ebner, Moritz	0:49,514	108 Weimann, Jule	0:19,452	158 Ebner, Moritz	0:15,141	154 Bönighausen, Colin Jami	0:14,748
30 110 Rosam, Max	0:49,728	158 Ebner, Moritz	0:19,564	108 Weimann, Jule	0:15,164	130 Knopp, Josef	0:14,864
31 113 Tohum, Arthur	0:50,388	113 Tohum, Arthur	0:19,788	113 Tohum, Arthur	0:15,262	113 Tohum, Arthur	0:15,338
32 155 Speck, Luis Laurin		155 Speck, Luis Laurin		155 Speck, Luis Laurin		155 Speck, Luis Laurin	

R 9 DJKM (OK-Junior) Heat 3 A < > B
Die schnellsten Zeiten

Ort	Nr. Fahrername	Zeit	Streckenl.	Ø Speed
Ziel	140 Stionti, Enzo	0:48,209	1200 m	89,6 km/h
Sektion 1	140 Stionti, Enzo	0:19,042	531 m	100,4 km/h
Sektion 2	138 Askey, Kai	0:14,690	390 m	95,6 km/h
Sektion 3	160 Haralampiev, Maksim	0:14,386	279 m	69,8 km/h

	Smr.119 Trulli, Enzo ITA CRG Holland			Smr.120 Spina, Alfio Andrea ITA CRG Holland			Smr.138 Askey, Kai GBR Ricky Flynn Motorsport			Smr.139 O'sullivan, Zak GBR Ricky Flynn Motorsport			Smr.124 Hojgaard, Mikkel DNK KSB RACING TEAM		
	theoretisch mögliche Bestzeit	Ziel	Sektion 3	theoretisch mögliche Bestzeit	Ziel	Sektion 3	theoretisch mögliche Bestzeit	Ziel	Sektion 3	theoretisch mögliche Bestzeit	Ziel	Sektion 3	theoretisch mögliche Bestzeit	Ziel	Sektion 3
best	0:48,299	0:19,135	0:14,716	0:48,419	0:19,159	0:14,772	0:48,384	0:19,108	0:14,690	0:48,490	0:19,114	0:14,822	0:48,322	0:19,097	0:14,732
Runde 1	0:49,160	0:19,396	0:15,048	0:49,532	0:19,803	0:14,920	0:49,394	0:19,633	0:14,985	0:50,216	0:20,087	0:15,070	0:50,864	0:20,519	0:15,242
Runde 2	0:49,031	0:19,360	0:14,943	0:48,940	0:19,241	0:15,036	0:49,221	0:19,476	0:15,063	0:49,026	0:19,304	0:15,054	0:49,376	0:19,299	0:15,032
Runde 3	0:48,893	0:19,283	0:14,987	0:48,745	0:19,240	0:14,904	0:48,741	0:19,205	0:14,908	0:48,672	0:19,217	0:14,904	0:49,111	0:19,144	0:15,061
Runde 4	0:49,895	0:19,611	0:14,987	0:49,238	0:19,413	0:15,165	0:49,015	0:19,195	0:14,877	0:49,079	0:19,191	0:14,922	0:48,562	0:19,171	0:14,894
Runde 5	0:48,840	0:19,375	0:14,831	0:48,848	0:19,207	0:14,926	0:49,076	0:19,348	0:14,996	0:49,506	0:19,367	0:14,947	0:48,885	0:19,111	0:14,863
Runde 6	0:48,840	0:19,194	0:14,948	0:49,184	0:19,325	0:14,914	0:48,566	0:19,158	0:14,796	0:48,566	0:19,202	0:14,844	0:48,450	0:19,150	0:14,813
Runde 7	0:48,509	0:19,174	0:14,813	0:48,897	0:19,253	0:14,858	0:48,506	0:19,135	0:14,836	0:48,490	0:19,114	0:14,822	0:48,487	0:19,246	0:14,780
Runde 8	0:48,584	0:19,135	0:14,753	0:48,448	0:19,159	0:14,830	0:48,384	0:19,108	0:14,690	0:48,567	0:19,149	0:14,828	0:48,322	0:19,102	0:14,732
Runde 9	0:48,299	0:19,162	0:14,716	0:48,419	0:19,197	0:14,772	0:48,943	0:19,526	0:14,956	0:48,659	0:19,149	0:15,058	0:48,422	0:19,097	0:14,901

R 9 DJKM (OK-Junior) Heat 3 A < > B

Die schnellsten Zeiten

Ort	Nr. Fahrername	Zeit	Streckenk.	Ø Speed
Ziel	140 Sciomfi, Enzo	0:48,209	1200 m	89,6 km/h
Sektion 1	140 Sciomfi, Enzo	0:19,042	531 m	100,4 km/h
Sektion 2	138 Askey, Kaij	0:14,690	390 m	95,6 km/h
Sektion 3	160 Haralampijev, Maksim	0:14,386	279 m	69,8 km/h

	Smr.142 Pizzi,Francesco ITA BIREL ART RACING S.R.L. theoretisch mögliche Bestzeit 0:48,345	Smr.153 Bertini Colla, Leonardo ITA CRG Holland theoretisch mögliche Bestzeit 0:48,250	Smr.160 Haralampijev, Maksim DEU Maxim Racing Sport theoretisch mögliche Bestzeit 0:48,317	Smr.133 Voncken, Luca DEU DS Kartsport theoretisch mögliche Bestzeit 0:48,448	Smr.156 Crawford, Jak USA ENERGY CORSE SRL theoretisch mögliche Bestzeit 0:48,429
best	0:48,378 0:19,091 0:14,795 0:14,459	0:48,250 0:19,093 0:14,766 0:14,391	0:48,317 0:19,135 0:14,796 0:14,386	0:48,507 0:19,160 0:14,829 0:14,459	0:48,440 0:19,141 0:14,794 0:14,494
Runde 1	0:50,561 0:20,148 0:15,249 0:15,164	0:49,141 0:19,523 0:14,955 0:14,663	0:50,423 0:20,161 0:15,410 0:14,852	0:51,567 0:20,287 0:15,287 0:15,993	0:51,328 0:20,715 0:15,524 0:15,089
Runde 2	0:49,169 0:19,480 0:15,062 0:14,627	0:49,002 0:19,293 0:14,987 0:14,722	0:49,813 0:19,502 0:15,092 0:15,219	0:49,704 0:19,457 0:15,065 0:15,182	0:49,475 0:19,507 0:15,116 0:14,852
Runde 3	0:48,871 0:19,368 0:14,970 0:14,533	0:48,781 0:19,220 0:14,922 0:14,639	0:49,159 0:19,303 0:14,977 0:14,879	0:49,511 0:19,170 0:14,924 0:15,417	0:49,205 0:19,167 0:15,000 0:15,038
Runde 4	0:48,936 0:19,259 0:15,030 0:14,647	0:49,911 0:19,524 0:15,011 0:15,376	0:48,781 0:19,258 0:14,935 0:14,588	0:48,713 0:19,228 0:14,872 0:14,613	0:49,342 0:19,699 0:14,945 0:14,698
Runde 5	0:49,143 0:19,301 0:14,929 0:14,913	0:50,649 0:19,343 0:14,943 0:16,363	0:48,917 0:19,299 0:14,923 0:14,695	0:49,063 0:19,223 0:14,901 0:14,939	0:48,671 0:19,141 0:14,841 0:14,689
Runde 6	0:48,634 0:19,140 0:14,852 0:14,642	0:48,549 0:19,167 0:14,868 0:14,514	0:48,727 0:19,248 0:14,938 0:14,541	0:48,794 0:19,260 0:14,953 0:14,581	0:49,157 0:19,156 0:15,178 0:14,823
Runde 7	0:49,415 0:19,536 0:14,865 0:15,014	0:49,252 0:19,205 0:14,853 0:15,194	0:48,759 0:19,195 0:14,869 0:14,695	0:48,512 0:19,160 0:14,829 0:14,523	0:48,906 0:19,430 0:14,847 0:14,629
Runde 8	0:48,378 0:19,091 0:14,795 0:14,492	0:48,814 0:19,139 0:14,881 0:14,794	0:49,203 0:19,267 0:14,820 0:15,116	0:48,546 0:19,198 0:14,889 0:14,459	0:48,650 0:19,176 0:14,881 0:14,593
Runde 9	0:48,533 0:19,183 0:14,891 0:14,459	0:48,250 0:19,093 0:14,766 0:14,391	0:48,317 0:19,135 0:14,796 0:14,386	0:48,507 0:19,195 0:14,834 0:14,478	0:48,440 0:19,152 0:14,794 0:14,494

R 9 DJKM (OK-Junior) Heat 3 A < > B

Die schnellsten Zeiten

Ort	Nr. Fahrername	Zeit	Streckenl.	Ø Speed
Ziel	140 Scionti, Enzo	0:48,209	1200 m	89,6 km/h
Sektion 1	140 Scionti, Enzo	0:19,042	531 m	100,4 km/h
Sektion 2	138 Askey, Kaij	0:14,690	390 m	95,6 km/h
Sektion 3	160 Haralampiev, Maksim	0:14,386	279 m	69,8 km/h

	Stmr.140 Scionti, Enzo USA CRG Holland	Stmr.143 Ten Brinke, Thomas NLD BIREL ART RACING S.R.L.	Stmr.136 Rees, Matthew GBR Ricky Flynn Motorsport	Stmr.161 Brienza, Joseph USA Ward Racing	Stmr.107 Hamke, Nico DEU 3G Racing
	theoretisch mögliche Bestzeit 0:48,209	theoretisch mögliche Bestzeit 0:48,344	theoretisch mögliche Bestzeit 0:48,491	theoretisch mögliche Bestzeit 0:48,690	theoretisch mögliche Bestzeit 0:48,560
best	Ziel Sektion 1 Sektion 2 Sektion 3 0:48,209 0:19,042 0:14,752 0:14,415	Ziel Sektion 1 Sektion 2 Sektion 3 0:48,361 0:19,081 0:14,759 0:14,504	Ziel Sektion 1 Sektion 2 Sektion 3 0:48,530 0:19,137 0:14,872 0:14,482	Ziel Sektion 1 Sektion 2 Sektion 3 0:48,774 0:19,121 0:14,935 0:14,634	Ziel Sektion 1 Sektion 2 Sektion 3 0:48,560 0:19,246 0:14,863 0:14,451
Runde 1	0:50,939 0:20,840 0:15,257 0:14,842	0:50,842 0:20,654 0:15,262 0:14,926	0:51,718 0:20,681 0:15,918 0:15,119	0:50,408 0:20,150 0:15,144 0:15,114	0:51,760 0:20,952 0:15,688 0:15,120
Runde 2	0:49,288 0:19,267 0:14,942 0:15,079	0:49,725 0:19,327 0:14,978 0:15,420	0:49,211 0:19,455 0:15,073 0:14,683	0:49,193 0:19,391 0:15,042 0:14,760	0:49,272 0:19,538 0:15,073 0:14,661
Runde 3	0:49,845 0:19,183 0:14,981 0:15,681	0:50,138 0:19,247 0:14,978 0:15,913	0:49,320 0:19,276 0:15,023 0:15,021	0:50,494 0:19,926 0:15,031 0:15,537	0:50,705 0:19,349 0:15,805 0:15,551
Runde 4	0:50,133 0:20,100 0:14,970 0:15,063	0:49,652 0:19,928 0:14,948 0:14,776	0:49,637 0:19,829 0:14,878 0:14,930	0:49,057 0:19,308 0:15,029 0:14,720	0:49,123 0:19,392 0:15,004 0:14,727
Runde 5	0:48,911 0:19,357 0:14,855 0:14,699	0:48,647 0:19,115 0:14,831 0:14,701	0:48,713 0:19,222 0:14,872 0:14,619	0:49,327 0:19,253 0:15,077 0:14,997	0:48,907 0:19,418 0:14,957 0:14,532
Runde 6	0:49,013 0:19,125 0:14,966 0:14,922	0:49,499 0:19,187 0:14,913 0:15,399	0:50,005 0:19,311 0:14,959 0:15,735	0:49,555 0:19,236 0:15,487 0:14,832	0:48,758 0:19,260 0:14,941 0:14,557
Runde 7	0:48,751 0:19,122 0:15,110 0:14,519	0:48,985 0:19,309 0:15,021 0:14,655	0:49,229 0:19,219 0:15,160 0:14,850	0:50,226 0:19,818 0:15,264 0:15,144	0:48,899 0:19,336 0:14,940 0:14,623
Runde 8	0:48,597 0:19,227 0:14,782 0:14,588	0:48,482 0:19,175 0:14,803 0:14,504	0:48,896 0:19,198 0:15,000 0:14,698	0:49,100 0:19,121 0:15,048 0:14,931	0:48,560 0:19,246 0:14,863 0:14,451
Runde 9	0:48,209 0:19,042 0:14,752 0:14,415	0:48,361 0:19,081 0:14,759 0:14,521	0:48,530 0:19,137 0:14,911 0:14,482	0:48,774 0:19,205 0:14,935 0:14,634	0:48,655 0:19,248 0:14,896 0:14,511

R 9 DJKM (DK-Junior) Heat 3 A < > B

Die schnellsten Zeiten			
Ort	Nr. Fahrername	Zeit	Streckenl. ø Speed
Ziel	140 Stionti, Enzo	0:48,209	1200 m 89,6 km/h
Sektion 1	140 Stionti, Enzo	0:19,042	531 m 100,4 km/h
Sektion 2	138 Askey, Kaij	0:14,690	390 m 95,6 km/h
Sektion 3	160 Haralampiev, Maksim	0:14,386	279 m 69,8 km/h

	Smr.114 Ried, Jonas DEU Solgat Motorsport			Smr.116 Zanfari, Suleiman MAR LOTUS RACING KARTS			Smr.128 Øgaard, Sebastian DNK TK Racing			Smr.125 Karlsson, William SWE JP Racing			Smr.106 Pingsov, Miron ESP Team Oakes		
	theoretisch mögliche Bestzeit	Ziel	Bestzeit	theoretisch mögliche Bestzeit	Ziel	Bestzeit	theoretisch mögliche Bestzeit	Ziel	Bestzeit	theoretisch mögliche Bestzeit	Ziel	Bestzeit	theoretisch mögliche Bestzeit	Ziel	Bestzeit
best	0:48,493	0:19,137	0:14,796	0:48,915	0:19,213	0:14,997	0:48,546	0:19,049	0:14,479	0:48,634	0:19,332	0:14,864	0:48,996	0:19,245	0:14,992
Runde 1	0:51,442	0:20,955	0:15,331	0:52,851	0:21,795	0:15,231	0:51,969	0:20,568	0:16,039	0:52,277	0:20,481	0:16,233	0:51,924	0:20,015	0:16,912
Runde 2	0:49,222	0:19,440	0:15,053	0:49,388	0:19,379	0:15,190	0:49,769	0:19,206	0:14,974	0:50,018	0:19,652	0:15,248	0:49,612	0:19,575	0:15,334
Runde 3	0:51,678	0:19,726	0:16,182	0:50,499	0:19,455	0:15,722	0:51,330	0:19,163	0:16,942	0:50,133	0:19,556	0:15,198	0:49,948	0:19,504	0:14,992
Runde 4	0:49,215	0:19,463	0:15,010	0:49,740	0:19,478	0:15,147	0:50,421	0:19,632	0:15,867	0:49,603	0:19,576	0:15,247	0:49,916	0:19,538	0:15,661
Runde 5	0:49,192	0:19,633	0:14,889	0:49,880	0:19,850	0:15,295	0:49,608	0:19,096	0:15,557	0:49,452	0:19,573	0:15,181	0:50,331	0:19,245	0:15,499
Runde 6	0:48,710	0:19,248	0:14,937	0:49,059	0:19,267	0:15,033	0:48,546	0:19,157	0:14,910	0:49,223	0:19,500	0:15,032	0:49,169	0:19,407	0:15,224
Runde 7	0:48,596	0:19,188	0:14,852	0:49,022	0:19,306	0:15,051	0:48,730	0:19,142	0:15,058	0:48,931	0:19,495	0:14,866	0:48,996	0:19,282	0:15,050
Runde 8	0:48,730	0:19,337	0:14,828	0:48,915	0:19,213	0:15,006	0:48,822	0:19,208	0:15,009	0:48,634	0:19,332	0:14,864	0:48,998	0:19,312	0:15,082
Runde 9	0:48,493	0:19,137	0:14,796	0:48,935	0:19,279	0:14,997	0:48,800	0:19,049	0:14,991	0:49,577	0:19,354	0:14,868	0:49,759	0:19,747	0:15,353

R 9 DJKM (OK-Junior) Heat 3 A < > B

Die schnellsten Zeiten

Ort	Nr. Fahrername	Zeit	Streckenk.	Ø Speed
Ziel	140 Stionti, Enzo	0:48,209	1200 m	89,6 km/h
Sektion 1	140 Stionti, Enzo	0:19,042	531 m	100,4 km/h
Sektion 2	138 Askey, Kaij	0:14,690	390 m	95,6 km/h
Sektion 3	160 Haralampiev, Maksim	0:14,386	279 m	69,8 km/h

	Smr.127 Primm, Simon Connor DEU Team NKS			Smr.166 Zug, Lilly DEU TB Racing Team			Smr.154 Bönigshausen, Colin Jamie DEU KSM Schumacher Racing Team			Smr.158 Ebner, Moritz ITA Markus Ebner			Smr.108 Weimann, Jule DEU Solgat Motorsport		
	theoretisch mögliche Bestzeit	Ziel	Ø	theoretisch mögliche Bestzeit	Ziel	Ø	theoretisch mögliche Bestzeit	Ziel	Ø	theoretisch mögliche Bestzeit	Ziel	Ø	theoretisch mögliche Bestzeit	Ziel	Ø
best	0:49,232	0:19,435	0:15,136	0:14,593	0:49,187	0:19,336	0:15,094	0:14,605	0:49,148	0:19,374	0:14,748	0:49,514	0:19,564	0:15,141	0:14,715
Runde 1	0:51,954	0:20,811	0:15,883	0:15,260	0:52,090	0:20,407	0:16,009	0:15,674	0:52,534	0:20,134	0:17,625	0:51,874	0:20,307	0:16,212	0:15,355
Runde 2	0:50,063	0:19,725	0:15,176	0:15,162	0:49,751	0:19,476	0:15,387	0:14,888	0:49,655	0:19,374	0:14,938	0:50,441	0:19,949	0:15,247	0:15,245
Runde 3	0:50,813	0:19,741	0:15,267	0:15,805	0:50,540	0:20,212	0:15,363	0:14,965	0:51,892	0:20,023	0:17,063	0:52,206	0:20,639	0:16,601	0:14,966
Runde 4	0:50,108	0:20,061	0:15,317	0:14,730	0:50,196	0:19,745	0:15,525	0:14,926	0:49,302	0:19,422	0:15,088	0:49,856	0:19,666	0:15,239	0:14,951
Runde 5	0:51,029	0:19,768	0:16,192	0:15,069	0:50,189	0:19,560	0:15,568	0:15,061	0:50,296	0:19,439	0:15,848	0:50,227	0:19,581	0:15,729	0:14,917
Runde 6	0:49,304	0:19,492	0:15,136	0:14,676	0:49,329	0:19,535	0:15,130	0:14,664	0:49,583	0:19,384	0:15,257	0:49,899	0:19,634	0:15,149	0:15,116
Runde 7	0:49,492	0:19,599	0:15,229	0:14,664	0:49,493	0:19,557	0:15,331	0:14,605	0:49,247	0:19,423	0:15,017	0:49,773	0:19,799	0:15,148	0:14,826
Runde 8	0:49,622	0:19,716	0:15,313	0:14,593	0:49,973	0:19,515	0:15,737	0:14,721	0:49,216	0:19,404	0:15,064	0:49,514	0:19,564	0:15,141	0:14,809
Runde 9	0:49,232	0:19,435	0:15,141	0:14,656	0:49,187	0:19,336	0:15,094	0:14,757	0:49,148	0:19,392	0:14,976	0:49,598	0:19,700	0:15,183	0:14,715

R 9 DJKM (OK-Junior) Heat 3 A < > B

Die schnellsten Zeiten

Ort	Nr. Fahrername	Zeit	Streckenl.	Ø Speed
Ziel	140 Sciomfi, Enzo	0:48,209	1200 m	89,6 km/h
Sektion 1	140 Sciomfi, Enzo	0:19,042	531 m	100,4 km/h
Sektion 2	138 Askey, Kaij	0:14,690	390 m	95,6 km/h
Sektion 3	160 Haralampiev, Maksim	0:14,386	279 m	69,8 km/h

Snr.112 Lagrotteria, Antonio CHE Innovate Competition		Snr.159 Pretolani, Nico ITA Paolo Pretolani		Snr.130 Knopp, Josef CZE TB Racing Team		Snr.141 Han, Chenyu CHN TB Racing Team		Snr.110 Rosam, Max DEU TR Motorsport	
theoretisch mögliche Bestzeit	Ziel	theoretisch mögliche Bestzeit	Ziel	theoretisch mögliche Bestzeit	Ziel	theoretisch mögliche Bestzeit	Ziel	theoretisch mögliche Bestzeit	Ziel
0:49,264	0:19,382	0:15,076	0:14,731	0:48,739	0:19,309	0:14,827	0:14,568	0:49,108	0:19,220
0:50,049	0:19,777	0:15,340	0:14,932	0:52,361	0:21,272	0:15,460	0:15,629	0:51,628	0:20,965
0:49,499	0:19,477	0:15,076	0:14,946	0:50,390	0:20,382	0:15,163	0:14,845	0:49,108	0:19,220
0:49,857	0:19,515	0:15,341	0:15,001	0:51,345	0:19,766	0:15,336	0:16,243	0:49,001	0:19,277
0:50,774	0:19,470	0:16,088	0:15,266	0:50,349	0:19,496	0:15,341	0:15,512	0:52,004	0:20,789
0:49,646	0:19,512	0:15,291	0:14,843	0:49,577	0:19,341	0:15,344	0:14,892	0:49,001	0:15,019
0:49,614	0:19,488	0:15,387	0:14,739	0:49,267	0:19,418	0:15,119	0:14,730	0:49,001	0:15,019
0:49,425	0:19,425	0:15,136	0:14,864	0:48,925	0:19,322	0:14,931	0:14,672	0:49,728	0:15,019
0:49,268	0:19,382	0:15,155	0:14,731	0:48,739	0:19,344	0:14,827	0:14,568	0:51,565	0:20,927
0:49,264	0:19,412	0:15,076	0:14,776	0:19,309				0:49,728	0:20,129
									0:19,419
									0:15,630

R 9 DJKM (OK-Junior) Heat 3 A < > B

Die schnellsten Zeiten

Ort	Nr. Fahrername	Zeit	Streckenl.	Ø Speed
Ziel	140 Scionti, Enzo	0:48,209	1200 m	89,6 km/h
Sektion 1	140 Scionti, Enzo	0:19,042	531 m	100,4 km/h
Sektion 2	138 Askey, Kaij	0:14,690	390 m	95,6 km/h
Sektion 3	160 Haralampiev, Maksim	0:14,386	279 m	69,8 km/h

best	Snr: 113 Tohum, Arthur DEU TR Motorsport	theoretisch mögliche Bestzeit	0:50,388	Sektion 2	Sektion 3	
		Ziel	0:19,788	0:15,262	0:15,338	
		Runde 1	0:51,773	0:20,473	0:15,959	0:15,341
		Runde 2	0:50,388	0:19,788	0:15,262	0:15,338
Runde 3			0:20,702			

Snr: 155 Speck, Luis Laurin DEU Tbkart S.r.l.	theoretisch mögliche Bestzeit	0:00,000	Sektion 1	Sektion 2	Sektion 3
	Ziel				
	Ziel				
	Ziel				

DMSB RegNr 08-2018

R 5 DJKM (OK-Junior) Heat 2 A <> C

Strecke / track: 1200m
 started: 31 classified: 31 not classified: 0

fastest Lap Trulli, Enzo at: 0:48,251
 Doc. 29

Pos	Str. Nr.	Fahrer / Driver	Nation	Bewerber/Sponsor	Nation	Lizenz / B-Lizenz	Chassis/Motor/Reifen	Points	Runden Laps	Gesamtzeit Differenz	Abstand Gap	beste Runde best Lap	in R. in L.	o Geschw. g Speed
1	119	Trulli, Enzo	ITA	CRG Holland	NLD	37053 15521	CRG / TM / Vega	0	9	7:17,900		0:48,251	8	88,8 km/h 89,5 km/h
2	138	Askey, Kai	GBR	Ricky Flynn Motorsport	GBR	296774 162392	FA Kart / Vortex / Vega	2	9	7:18,416 0:00,516	0:00,516	0:48,332	9	88,7 km/h 89,4 km/h
3	120	Spina, Alfio Andrea	ITA	CRG Holland	NLD	366688 15521	CRG / TM / Vega	3	9	7:19,419 0:01,519	0:01,003	0:48,329	7	88,5 km/h 89,4 km/h
4	137	Laursen, Conrad	DNK	Ricky Flynn Motorsport	GBR	63232 162392	FA Kart / Vortex / Vega	4	9	7:19,632 0:01,732	0:00,213	0:48,417	4	88,4 km/h 89,2 km/h
5	142	Pizzi, Francesco	ITA	BIREL ART RACING S.R.L.	ITA	353078 370004 360523	Birel Art / TM / Vega	5	9	7:20,305 0:02,405	0:00,673	0:48,399	8	88,3 km/h 89,3 km/h
6	157	Villa, Edoardo Ludovico	ITA	TBKART srl	ITA	297356 15521	TB-Kart / TM / Vega	6	9	7:21,220 0:03,320	0:00,915	0:48,399	9	88,1 km/h 89,3 km/h
7	160	Haralampiev, Maksim	DEU	Maxim Racing Sport	DEU	IKCJ 1169591 KBF 1167038	EXPRIT / TM / Vega	7	9	7:22,725 0:04,825	0:01,505	0:48,499	8	87,8 km/h 89,1 km/h
8	146	Huang, Xizhang	CHI	CRG Holland	NLD	18 KC 1035 15521	/ / Vega	8	9	7:22,963 0:05,063	0:00,238	0:48,333	9	87,8 km/h 89,4 km/h
9	152	Soldatov, Maksim	RUS	WARD RACING	SWE	#18533 102	Tonykart / Vortex / Vega	9	9	7:24,025 0:06,125	0:01,062	0:48,321	9	87,6 km/h 89,4 km/h
10	105	Bergmeister, Jakob	DEU	Schumacher Racing Team	DEU	IKCJ 1156048 KBF 106 75 87	Tony Kart / Vortex / Vega	10	9	7:24,370 0:06,470	0:00,345	0:48,488	7	87,5 km/h 89,1 km/h
11	131	Dörr, Ben	DEU	TB Racing Team	DEU	IKCJ 1162845 KBF 1116906	Kart Republic / Parilla / Vega	11	9	7:25,234 0:07,334	0:00,864	0:48,544	6	87,3 km/h 89 km/h
12	161	Brienza, Joseph	USA	Ward Racing	SWE	K1852-SK-18 JR-C 102	Tonykart / Vortex / Vega	12	9	7:25,665 0:07,765	0:00,431	0:48,631	7	87,2 km/h 88,8 km/h
13	130	Knopp, Josef	CZE	TB Racing Team	DEU	1017 KBF 1116906	Kart Republic / Parilla / Vega	13	9	7:26,401 0:08,501	0:00,736	0:48,324	8	87,1 km/h 89,4 km/h
14	159	Pretolani, Nico	ITA	Paolo Pretolani	ITA	359194 359187	Tony Kart / TM / Vega	14	9	7:26,876 0:08,976	0:00,475	0:48,480	9	87 km/h 89,1 km/h
15	136	Rees, Matthew	GBR	Ricky Flynn Motorsport	GBR	252931 162392	FA Kart / Vortex / Vega	15	9	7:27,521 0:09,621	0:00,645	0:48,464	8	86,9 km/h 89,1 km/h
16	116	Zanfari, Suleiman	MAR	LOTUS RACING KARTS	SVN	003/0/201E 0225	Tony Kart / Vortex / Vega	16	9	7:29,339 0:11,439	0:01,818	0:49,027	9	86,5 km/h 88,1 km/h
17	135	Degnbol, Noah	DNK	RS Competition	DNK	65659 36053	Tony Kart / Vortex / Vega	17	9	7:29,425 0:11,525	0:00,086	0:48,875	9	86,5 km/h 88,4 km/h
18	129	Ploeg, Bart	NLD	Zanardi racing team	NLD	40401 28613	Zanardi / Parilla / Vega	18	9	7:29,660 0:11,760	0:00,235	0:48,924	7	86,5 km/h 88,3 km/h
19	109	Mesch, Joel	DEU	KSM Schumacher Racing Team	DEU	IKCJ 1179312 KBF 1067587	Tony Kart / Vortex / Vega	19	9	7:30,033 0:12,133	0:00,373	0:48,705	7	86,4 km/h 88,7 km/h
20	151	Stadsbader, Gilles	BEL	Daems Racing Team	BEL	910062 910430	TonyKart / Vortex / Vega	20	9	7:30,189 0:12,289	0:00,156	0:48,700	7	86,4 km/h 88,7 km/h
21	126	Dolischka, Jordan	AUT	KSB RACING TEAM	AUT	JK 2107 BK 002	Kosmic / Vortex / Vega	21	9	7:30,741 0:12,841	0:00,552	0:48,584	9	86,3 km/h 88,9 km/h
22	110	Rosam, Max	DEU	TR Motorsport	DEU	IKCJ 162238 KBF 1080519	Jesolo / TM / Vega	22	9	7:31,585 0:13,685	0:00,844	0:48,673	8	86,1 km/h 88,8 km/h
23	111	Naude, Toni Kayla	CHE	Innovate Competition	CHE	500287 500033	Exprit / TM / Vega	23	9	7:32,485 0:14,585	0:00,900	0:48,816	9	85,9 km/h 88,5 km/h
24	112	Lagrotteria, Antonio	CHE	Innovate Competition	CHE	8360 500033	Exprit / TM / Vega	24	9	7:33,071 0:15,171	0:00,586	0:49,032	9	85,8 km/h 88,1 km/h
25	122	Ringdahl, Neo	SWE	JP Racing	SWE	20060328569: 105	Exprit / Vortex / Vega	25	9	7:34,358 0:16,458	0:01,287	0:48,870	8	85,6 km/h 88,4 km/h
26	121	Bröer, Cherine	DEU	CRG Holland	NLD	IKCJ 1155880 15521	CRG / TM / Vega	26	9	7:34,616 0:16,716	0:00,258	0:48,939	8	85,5 km/h 88,3 km/h
27	158	Ebner, Moritz	ITA	Markus Ebner	ITA	404081 03971	ENERGY / TM / Vega	27	9	7:36,761 0:18,861	0:02,145	0:49,667	9	85,1 km/h 87 km/h
28	108	Weimann, Jule	DEU	Solgat Motorsport	DEU	IKCJ 1159312 KBF1079882	Birel / TM / Vega	28	9	7:36,850 0:18,950	0:00,089	0:49,442	4	85,1 km/h 87,4 km/h
29	127	Primm, Simon Connor	DEU	Team NKS	DEU	IKCJ 1171081 KBF 1050071	DR / TM / Vega	29	9	7:38,525 0:20,625	0:01,675	0:49,121	9	84,8 km/h 87,9 km/h
30	134	Eichenberger, Gaia	CHE	CPB SPORT	FRA	K18045 232241-10	SODI / TM / Vega	30	9	7:39,792 0:21,892	0:01,267	0:48,713	8	84,6 km/h 88,7 km/h
31	141	Han, Chenyu	CHN	TB Racing Team	DEU	18 KC 1026 KBF 1116906	Kart Republic / Parilla / Vega	31	4	3:22,804 5 R	5 R	0:49,149	4	85,2 km/h 87,9 km/h

SNr. 127,134,152,136 5 sec penalty Frontfairing

Rennleitung: Kai Medefind Racedirektor: Thomas Lainer
 Sportkommissare: Th. Ferrero / U. Bell / H. Seidel / P. Acerbi
 Techn. Kommissare: H-J. Dangers / M. Grasshoff / C. Schmidt / D. Pietzko / M. Somera / A. Mazzanti
 Zeitnahme: KART-DATA timing service Franz Schieszler / Martin Summerer

Zeitnahme / timekeeping
 control
 Franz Schieszler


R 5 DJKM (OK-Junior) Heat 2 A < > C

Strecke / track: 1200

Fahrername Driver	Trulli Enzo	Askey Kai	Spina Alfio Andrea	Laursen Conrad	Pizzi Francesco	Edoardo Ludovico	Haralampiev Maksim	Huang Xizhang	Soldatov Maksim	Bergmeister Jakob	Dörr Ben	Brienza Joseph
schnellste Runde	0:48,251 Rn. 8	0:48,332 Rn. 9	0:48,329 Rn. 7	0:48,417 Rn. 4	0:48,399 Rn. 8	0:48,399 Rn. 9	0:48,499 Rn. 8	0:48,333 Rn. 9	0:48,321 Rn. 9	0:48,488 Rn. 7	0:48,544 Rn. 6	0:48,631 Rn. 7
Speed	89,5 km/h	89,4 km/h	89,4 km/h	89,2 km/h	89,3 km/h	89,3 km/h	89,1 km/h	89,4 km/h	89,4 km/h	89,1 km/h	89,0 km/h	88,8 km/h
Lap 1	<u>0:49,252</u>	0:49,440	0:49,856	0:49,962	0:50,347	0:50,818	0:50,825	0:51,201	0:49,718	0:51,514	0:51,482	0:51,195
Lap 2	0:48,941	0:48,894	0:49,087	0:49,289	0:48,866	0:49,225	0:49,331	0:49,352	0:48,941	0:49,295	0:49,561	0:49,555
Lap 3	0:48,635	0:48,594	0:48,519	0:48,551	0:48,701	0:48,882	0:49,080	0:49,351	0:48,518	0:49,589	0:49,455	0:50,379
Lap 4	0:48,521	0:48,586	0:48,393	<u>0:48,417</u>	0:48,644	0:48,756	0:48,677	0:49,013	0:48,450	0:49,005	0:49,153	0:49,248
Lap 5	0:48,465	0:48,475	0:48,448	0:48,453	0:48,609	0:48,624	0:48,551	0:48,563	0:48,523	0:48,706	0:48,851	0:48,925
Lap 6	0:48,390	0:48,500	0:48,551	0:48,513	0:48,478	0:48,473	0:48,552	0:48,470	0:48,390	0:48,728	<u>0:48,544</u>	0:48,701
Lap 7	0:48,496	0:48,433	<u>0:48,329</u>	0:48,423	0:48,585	0:48,469	0:49,116	0:48,487	0:48,506	<u>0:48,488</u>	0:48,598	<u>0:48,631</u>
Lap 8	<u>0:48,251</u>	0:48,379	0:48,897	0:48,477	<u>0:48,399</u>	0:48,446	<u>0:48,499</u>	0:48,456	0:48,697	0:48,560	0:48,632	0:49,216
Lap 9	0:48,277	<u>0:48,332</u>	0:48,361	0:48,704	0:48,492	<u>0:48,399</u>	0:48,599	<u>0:48,333</u>	<u>0:48,321</u>	0:48,559	0:48,708	0:48,765

R 5 DJKM (OK-Junior) Heat 2 A < > C

Strecke / track: 1200

Fahrername Driver	Knopp Josef	Pretolami Nico	Rees Matthew	Zanfari Suleiman	Degnbol Noah	Ploeg Bart	Mesch Joel	Stadsbader Gilles	Dolishka Jordan	Rosam Max	Naude Toni Kayla	Lagrotheria Antonio
schnellste Runde in Runde	0:48,324 Rn. 8	0:48,480 Rn. 9	0:48,464 Rn. 8	0:49,027 Rn. 9	0:48,875 Rn. 9	0:48,924 Rn. 7	0:48,705 Rn. 7	0:48,700 Rn. 7	0:48,584 Rn. 9	0:48,673 Rn. 8	0:48,816 Rn. 9	0:49,032 Rn. 9
Speed	89,4 km/h	89,1 km/h	89,1 km/h	88,1 km/h	88,4 km/h	88,3 km/h	88,7 km/h	88,7 km/h	88,9 km/h	88,8 km/h	88,5 km/h	88,1 km/h
Lap 1	0:52,214	0:52,286	0:50,949	0:51,234	0:51,546	0:51,805	0:52,100	0:51,910	0:52,356	0:50,750	0:52,211	0:52,247
Lap 2	0:49,121	0:49,128	0:49,432	0:49,922	0:49,595	0:49,622	0:50,817	0:49,511	0:50,369	0:49,422	0:49,598	0:50,219
Lap 3	0:49,293	0:49,241	0:49,120	0:49,594	0:50,019	0:49,297	0:49,317	0:48,960	0:49,261	0:49,847	0:50,197	0:49,335
Lap 4	0:49,268	0:49,147	0:48,532	0:49,172	0:49,772	0:49,709	0:49,121	0:50,154	0:49,286	0:49,115	0:49,318	0:49,335
Lap 5	0:49,384	0:49,222	0:48,664	0:50,191	0:49,748	0:49,810	0:49,631	0:49,670	0:50,412	0:53,565	0:49,648	0:49,728
Lap 6	0:48,942	0:48,812	0:48,465	0:49,222	0:48,919	0:49,543	0:48,841	0:48,768	0:49,879	0:49,212	0:50,279	0:50,110
Lap 7	0:48,721	0:49,188	0:48,807	0:49,577	0:50,206	0:48,924	0:48,705	0:48,700	0:48,616	0:49,020	0:49,225	0:49,464
Lap 8	0:48,324	0:48,547	0:48,464	0:49,483	0:49,434	0:49,082	0:49,733	0:49,500	0:48,697	0:48,673	0:49,210	0:49,571
Lap 9	0:48,648	0:48,480	0:48,509	0:49,027	0:48,875	0:48,927	0:49,094	0:49,334	0:48,584	0:48,764	0:48,816	0:49,032

R 5 DJKM (OK-Junior) Heat 2 A < > C

Strecke / track: 1200

Fahrername Driver	Ringdahl Neo	Bröer Cherine	Ebner Moritz	Weimann Jule	Primm Simon Connor	Eichenberger Gaia	Han Chenyu
schnellste Runde	0:48,870 Rn. 8	0:48,939 Rn. 8	0:49,667 Rn. 9	0:49,442 Rn. 4	0:49,121 Rn. 9	0:48,713 Rn. 8	0:49,149 Rn. 4
Speed	88,4 km/h	88,3 km/h	87,0 km/h	87,4 km/h	87,9 km/h	88,7 km/h	87,9 km/h
Lap 1	0:52,856	0:52,728	0:52,499	0:53,047	0:51,794	0:52,801	0:51,388
Lap 2	0:51,271	0:50,082	0:50,502	0:50,397	0:49,653	0:49,971	0:50,311
Lap 3	0:50,114	0:50,219	0:50,286	0:50,437	0:49,859	0:50,635	0:49,702
Lap 4	0:49,244	0:49,484	0:50,049	0:49,442	0:49,728	0:49,394	0:49,149
Lap 5	0:50,170	0:50,202	0:50,176	0:50,195	0:50,168	0:49,692	
Lap 6	0:50,056	0:49,138	0:50,181	0:49,718	0:51,116	0:49,255	
Lap 7	0:49,326	0:50,047	0:50,085	0:49,983	0:49,515	0:51,232	
Lap 8	0:48,870	0:48,939	0:49,697	0:49,656	0:49,168	0:48,713	
Lap 9	0:48,898	0:49,505	0:49,667	0:49,718	0:49,121	0:48,995	

R 5 DJKM (OK-Junior) Heat 2 A < > C

Ziel		Sektion 1		Sektion 2		Sektion 3	
Fahrername	Zeit	Fahrername	Zeit	Fahrername	Zeit	Fahrername	Zeit
1 119 Trulli,Enzo	0:48,251	152 Soldatov,Maksim	0:19,002	152 Soldatov,Maksim	0:14,711	157 Villa,Edoardo Ludovico	0:14,402
2 152 Soldatov,Maksim	0:48,321	137 Laursen,Conrad	0:19,025	119 Trulli,Enzo	0:14,714	119 Trulli,Enzo	0:14,411
3 130 Knopp,Josef	0:48,324	130 Knopp,Josef	0:19,044	105 Bergmeister,Jakob	0:14,718	110 Rosam,Max	0:14,435
4 120 Spina,Alfio Andrea	0:48,329	120 Spina,Alfio Andrea	0:19,054	138 Askey,Kai	0:14,723	146 Huang,Xizhang	0:14,436
5 138 Askey,Kai	0:48,332	119 Trulli,Enzo	0:19,060	159 Pretolani,Nico	0:14,735	126 Dolischka,Jorden	0:14,437
6 146 Huang,Xizhang	0:48,333	136 Rees,Matthew	0:19,066	146 Huang,Xizhang	0:14,757	120 Spina,Alfio Andrea	0:14,452
7 142 Pizzi,Francesco	0:48,399	138 Askey,Kai	0:19,069	136 Rees,Matthew	0:14,764	152 Soldatov,Maksim	0:14,452
8 157 Villa,Edoardo Ludovico	0:48,399	146 Huang,Xizhang	0:19,079	137 Laursen,Conrad	0:14,780	160 Haralampiev,Maksim	0:14,460
9 137 Laursen,Conrad	0:48,417	161 Brienza,Joseph	0:19,090	142 Pizzi,Francesco	0:14,780	130 Knopp,Josef	0:14,469
10 136 Rees,Matthew	0:48,464	159 Pretolani,Nico	0:19,093	120 Spina,Alfio Andrea	0:14,792	138 Askey,Kai	0:14,471
11 159 Pretolani,Nico	0:48,480	131 Dörr,Ben	0:19,115	130 Knopp,Josef	0:14,804	142 Pizzi,Francesco	0:14,483
12 105 Bergmeister,Jakob	0:48,488	135 Degnbol,Noah	0:19,118	157 Villa,Edoardo Ludovico	0:14,813	111 Naude,Toni Kayla	0:14,484
13 160 Haralampiev,Maksim	0:48,499	142 Pizzi,Francesco	0:19,128	160 Haralampiev,Maksim	0:14,814	131 Dörr,Ben	0:14,488
14 131 Dörr,Ben	0:48,544	160 Haralampiev,Maksim	0:19,137	131 Dörr,Ben	0:14,836	134 Eichenberger,Gaia	0:14,510
15 126 Dolischka,Jorden	0:48,584	109 Mesch,Joel	0:19,155	109 Mesch,Joel	0:14,843	159 Pretolani,Nico	0:14,520
16 161 Brienza,Joseph	0:48,631	105 Bergmeister,Jakob	0:19,161	161 Brienza,Joseph	0:14,855	137 Laursen,Conrad	0:14,521
17 110 Rosam,Max	0:48,673	151 Stadtsbader,Gilles	0:19,170	151 Stadtsbader,Gilles	0:14,858	105 Bergmeister,Jakob	0:14,547
18 151 Stadtsbader,Gilles	0:48,700	157 Villa,Edoardo Ludovico	0:19,171	134 Eichenberger,Gaia	0:14,859	136 Rees,Matthew	0:14,547
19 109 Mesch,Joel	0:48,705	116 Zanfari,Suleiman	0:19,174	129 Ploeg,Bart	0:14,869	127 Primm,Simon Connor	0:14,556
20 134 Eichenberger,Gaia	0:48,713	126 Dolischka,Jorden	0:19,184	126 Dolischka,Jorden	0:14,938	161 Brienza,Joseph	0:14,577
21 111 Naude,Toni Kayla	0:48,816	141 Han,Chenyu	0:19,198	122 Ringdahl,Neo	0:14,938	135 Degnbol,Noah	0:14,590
22 122 Ringdahl,Neo	0:48,870	122 Ringdahl,Neo	0:19,200	112 Lagrotteria,Antonio	0:14,942	151 Stadtsbader,Gilles	0:14,594
23 135 Degnbol,Noah	0:48,875	134 Eichenberger,Gaia	0:19,210	110 Rosam,Max	0:14,948	121 Bräer,Cherine	0:14,601
24 129 Ploeg,Bart	0:48,924	129 Ploeg,Bart	0:19,222	116 Zanfari,Suleiman	0:14,957	109 Mesch,Joel	0:14,621
25 121 Bräer,Cherine	0:48,939	110 Rosam,Max	0:19,267	135 Degnbol,Noah	0:14,962	129 Ploeg,Bart	0:14,622
26 116 Zanfari,Suleiman	0:49,027	108 Weimann,Julie	0:19,269	127 Primm,Simon Connor	0:14,971	141 Han,Chenyu	0:14,655
27 112 Lagrotteria,Antonio	0:49,032	121 Bräer,Cherine	0:19,282	121 Bräer,Cherine	0:14,988	122 Ringdahl,Neo	0:14,657
28 127 Primm,Simon Connor	0:49,121	112 Lagrotteria,Antonio	0:19,292	141 Han,Chenyu	0:15,006	116 Zanfari,Suleiman	0:14,683
29 141 Han,Chenyu	0:49,149	111 Naude,Toni Kayla	0:19,298	111 Naude,Toni Kayla	0:15,010	112 Lagrotteria,Antonio	0:14,694
30 108 Weimann,Julie	0:49,442	127 Primm,Simon Connor	0:19,435	158 Ebner,Moritz	0:15,068	108 Weimann,Julie	0:14,699
31 158 Ebner,Moritz	0:49,667	158 Ebner,Moritz	0:19,476	108 Weimann,Julie	0:15,154	158 Ebner,Moritz	0:14,995

R 5 DJKM (OK-Junior) Heat 2 A < > C
Die schnellsten Zeiten

Ort	Nr. Fahrername	Zeit	Streckenk.	Ø Speed
Ziel	119 Trulli, Enzo	0:48,251	1200 m	89,5 km/h
Sektion 1	152 Soldatov, Maksim	0:19,002	531 m	100,6 km/h
Sektion 2	152 Soldatov, Maksim	0:14,711	390 m	95,4 km/h
Sektion 3	157 Villo, Edoardo Ludovico	0:14,402	279 m	69,7 km/h

	Smr.119 Trulli, Enzo ITA CRG Holland		Smr.138 Askey, Kai GBR Ricky Flynn Motorsport		Smr.120 Spino, Alfio Andrea ITA CRG Holland		Smr.137 Laursen, Conrad DNK Ricky Flynn Motorsport		Smr.142 Pizzi, Francesco ITA BIREL ART RACING S.R.L.											
	theoretisch mögliche Bestzeit	Ziel	theoretisch mögliche Bestzeit	Ziel	theoretisch mögliche Bestzeit	Ziel	theoretisch mögliche Bestzeit	Ziel	theoretisch mögliche Bestzeit	Ziel										
best	0:48,251	0:19,060	0:14,714	0:14,411	0:48,332	0:19,069	0:14,723	0:14,471	0:48,329	0:19,054	0:14,792	0:14,452	0:48,417	0:19,025	0:14,780	0:14,521	0:48,399	0:19,128	0:14,780	0:14,483
Runde 1	0:49,252	0:19,356	0:15,032	0:14,864	0:49,440	0:19,589	0:15,056	0:14,795	0:49,856	0:19,932	0:15,030	0:14,894	0:49,962	0:19,597	0:15,226	0:15,139	0:50,347	0:20,123	0:15,222	0:15,002
Runde 2	0:48,941	0:19,194	0:15,009	0:14,738	0:48,894	0:19,263	0:14,966	0:14,665	0:49,087	0:19,323	0:15,100	0:14,664	0:49,289	0:19,203	0:15,163	0:14,923	0:48,866	0:19,205	0:14,999	0:14,662
Runde 3	0:48,635	0:19,155	0:14,812	0:14,668	0:48,594	0:19,147	0:14,860	0:14,587	0:48,519	0:19,105	0:14,910	0:14,504	0:48,551	0:19,135	0:14,870	0:14,546	0:48,701	0:19,148	0:14,904	0:14,649
Runde 4	0:48,521	0:19,072	0:14,839	0:14,610	0:48,586	0:19,171	0:14,847	0:14,568	0:48,393	0:19,095	0:14,837	0:14,461	0:48,417	0:19,058	0:14,838	0:14,521	0:48,644	0:19,234	0:14,855	0:14,555
Runde 5	0:48,465	0:19,100	0:14,768	0:14,597	0:48,475	0:19,110	0:14,795	0:14,570	0:48,448	0:19,096	0:14,846	0:14,506	0:48,453	0:19,025	0:14,872	0:14,556	0:48,609	0:19,190	0:14,867	0:14,552
Runde 6	0:48,390	0:19,146	0:14,714	0:14,530	0:48,500	0:19,170	0:14,777	0:14,553	0:48,551	0:19,193	0:14,792	0:14,566	0:48,513	0:19,154	0:14,780	0:14,579	0:48,478	0:19,159	0:14,836	0:14,483
Runde 7	0:48,496	0:19,177	0:14,775	0:14,544	0:48,433	0:19,069	0:14,752	0:14,612	0:48,329	0:19,054	0:14,823	0:14,452	0:48,423	0:19,029	0:14,848	0:14,546	0:48,585	0:19,170	0:14,863	0:14,552
Runde 8	0:48,251	0:19,068	0:14,772	0:14,411	0:48,379	0:19,152	0:14,723	0:14,504	0:48,897	0:19,126	0:14,816	0:14,955	0:48,477	0:19,027	0:14,783	0:14,667	0:48,399	0:19,128	0:14,780	0:14,491
Runde 9	0:48,277	0:19,060	0:14,769	0:14,448	0:48,332	0:19,110	0:14,751	0:14,471	0:48,361	0:19,074	0:14,814	0:14,473	0:48,704	0:19,034	0:14,890	0:14,780	0:48,492	0:19,128	0:14,825	0:14,539

R 5 DJKM (OK-Junior) Heat 2 A < > C

Die schnellsten Zeiten

Ort	Nr. Fahrername	Zeit	Streckl.	Ø Speed
Ziel	119 Trulli,Enzo	0:48,251	1200 m	89,5 km/h
Sektion 1	152 Soldatov,Maksim	0:19,002	531 m	100,6 km/h
Sektion 2	152 Soldatov,Maksim	0:14,711	390 m	95,4 km/h
Sektion 3	157 Villa,Edoardo Ludovico	0:14,402	279 m	69,7 km/h

best	Smr.157 Villa,Edoardo Ludovico ITA TBKART srl		Smr.160 Haralampiev,Maksim DEU Maxim Racing Sport		Smr.146 Huang,Xizhang CHI CRG Holland		Smr.152 Soldatov,Maksim RUS WARD RACING		Smr.105 Bergmeister,Jakob DEU Schumacher Racing Team						
	theoretisch mögliche Bestzeit	Sektion 2	Sektion 3	theoretisch mögliche Bestzeit	Sektion 1	Sektion 2	Sektion 3	theoretisch mögliche Bestzeit	Sektion 1	Sektion 2	Sektion 3				
Runde 1	0:50,818	0:19,171	0:14,813	0:15,037	0:19,137	0:14,814	0:14,460	0:48,333	0:19,079	0:14,757	0:14,436	0:48,488	0:19,161	0:14,718	0:14,547
Runde 2	0:49,225	0:19,431	0:15,112	0:15,037	0:19,451	0:15,162	0:14,718	0:49,352	0:19,387	0:15,114	0:14,851	0:49,295	0:19,380	0:15,118	0:14,797
Runde 3	0:48,882	0:19,316	0:14,986	0:14,580	0:19,330	0:14,977	0:14,773	0:49,351	0:19,250	0:15,316	0:14,785	0:49,589	0:19,199	0:15,326	0:15,064
Runde 4	0:48,756	0:19,275	0:14,925	0:14,556	0:19,219	0:14,974	0:14,484	0:49,013	0:19,222	0:15,009	0:14,782	0:49,005	0:19,175	0:15,059	0:14,771
Runde 5	0:48,624	0:19,202	0:14,867	0:14,555	0:19,193	0:14,898	0:14,460	0:48,563	0:19,149	0:14,875	0:14,539	0:48,706	0:19,201	0:14,880	0:14,625
Runde 6	0:48,473	0:19,191	0:14,813	0:14,469	0:19,220	0:14,824	0:14,508	0:48,470	0:19,119	0:14,822	0:14,529	0:48,728	0:19,162	0:14,920	0:14,646
Runde 7	0:48,469	0:19,171	0:14,851	0:14,447	0:19,137	0:15,018	0:14,961	0:48,487	0:19,079	0:14,816	0:14,592	0:48,488	0:19,163	0:14,778	0:14,547
Runde 8	0:48,446	0:19,184	0:14,822	0:14,440	0:19,195	0:14,814	0:14,490	0:48,456	0:19,146	0:14,804	0:14,506	0:48,560	0:19,161	0:14,777	0:14,622
Runde 9	0:48,399	0:19,176	0:14,821	0:14,402	0:19,145	0:14,916	0:14,538	0:48,333	0:19,140	0:14,757	0:14,436	0:48,559	0:19,235	0:14,718	0:14,606

R 5 DJKM (OK-Junior) Heat 2 A < > C

Die schnellsten Zeiten

Ort	Nr. Fahrername	Zeit	Streckent.	Ø Speed
Ziel	119 Trulli, Enzo	0:48,251	1200 m	89,5 km/h
Sektion 1	152 Soldatov, Maksim	0:19,002	531 m	100,6 km/h
Sektion 2	152 Soldatov, Maksim	0:14,711	390 m	95,4 km/h
Sektion 3	157 Vilita, Edoardo Ludovico	0:14,402	279 m	69,7 km/h

	Smr.131 Dörr, Ben DEU TB Racing Team		Smr.161 Brienza, Joseph USA Ward Racing		Smr.130 Knopp, Josef CZE TB Racing Team		Smr.159 Pretolani, Nico ITA Paolo Pretolani		Smr.136 Rees, Matthew GBR Ricky Flynn Motorsport							
	theoretisch mögliche Bestzeit	0:48,439	theoretisch mögliche Bestzeit	0:48,522	theoretisch mögliche Bestzeit	0:48,317	theoretisch mögliche Bestzeit	0:48,348	theoretisch mögliche Bestzeit	0:48,377						
best	Ziel	Sektion 1	Sektion 2	Sektion 3	Ziel	Sektion 1	Sektion 2	Sektion 3	Ziel	Sektion 1	Sektion 2	Sektion 3				
Runde 1	0:48,544	0:19,115	0:14,836	0:14,488	0:48,631	0:19,090	0:14,855	0:14,577	0:48,480	0:19,093	0:14,735	0:14,520	0:48,464	0:19,066	0:14,764	0:14,547
Runde 2	0:49,561	0:19,455	0:15,056	0:15,050	0:49,555	0:19,352	0:15,139	0:15,064	0:49,128	0:19,372	0:14,999	0:14,757	0:49,432	0:19,364	0:15,182	0:14,886
Runde 3	0:49,455	0:19,171	0:15,070	0:15,214	0:50,379	0:19,562	0:15,432	0:15,385	0:49,293	0:19,098	0:15,088	0:15,107	0:49,120	0:19,487	0:15,026	0:14,607
Runde 4	0:49,153	0:19,230	0:15,010	0:14,913	0:49,248	0:19,157	0:14,993	0:15,098	0:49,268	0:19,316	0:14,917	0:15,035	0:49,147	0:19,550	0:14,948	0:14,649
Runde 5	0:48,851	0:19,417	0:14,916	0:14,518	0:48,925	0:19,281	0:14,934	0:14,710	0:49,384	0:19,184	0:14,959	0:15,241	0:49,222	0:19,398	0:15,084	0:14,740
Runde 6	0:48,544	0:19,220	0:14,836	0:14,488	0:48,701	0:19,194	0:14,855	0:14,652	0:48,942	0:19,290	0:14,902	0:14,750	0:48,812	0:19,315	0:14,965	0:14,532
Runde 7	0:48,598	0:19,115	0:14,909	0:14,574	0:48,631	0:19,090	0:14,964	0:14,577	0:49,188	0:19,851	0:14,817	0:14,520	0:48,807	0:19,079	0:14,930	0:14,569
Runde 8	0:48,632	0:19,139	0:14,943	0:14,550	0:49,216	0:19,195	0:14,940	0:15,081	0:48,547	0:19,228	0:14,760	0:14,559	0:48,464	0:19,115	0:14,788	0:14,561
Runde 9	0:48,708	0:19,166	0:15,004	0:14,538	0:48,765	0:19,173	0:14,927	0:14,665	0:48,480	0:19,209	0:14,735	0:14,536	0:48,509	0:19,144	0:14,764	0:14,601

R 5 DJKM (OK-Junior) Heat 2 A < > C

Die schnellsten Zeiten

Ort	Nr. Fahrername	Streckenk.	Zeit	Ø Speed
Ziel	119 Trulli,Enzo	1200 m	0:48,251	89,5 km/h
Sektion 1	152 Soldanov,Maksim	531 m	0:19,002	100,6 km/h
Sektion 2	152 Soldanov,Maksim	390 m	0:14,711	95,4 km/h
Sektion 3	157 Vilita,Edoardo Ludovico	279 m	0:14,402	69,7 km/h

	Smr.116 Zantari,Suleiman MAR LOTUS RACING KARTS			Smr.135 Degnbol,Noah DNK RS Competition			Smr.129 Ploeg,Bart NLD Zanardi racing team			Smr.109 Mesch,Joel DEU KSM Schumacher Racing Team			Smr.151 Stadshader,Gilles BEL Daems Racing Team							
	theoretisch mögliche Bestzeit	Ziel	Sektion 3	theoretisch mögliche Bestzeit	Ziel	Sektion 3	theoretisch mögliche Bestzeit	Ziel	Sektion 3	theoretisch mögliche Bestzeit	Ziel	Sektion 3	theoretisch mögliche Bestzeit	Ziel	Sektion 3					
best	0:49,027	0:19,174	0:14,957	0:14,683	0:48,875	0:19,118	0:14,962	0:14,590	0:48,924	0:19,222	0:14,869	0:14,622	0:48,705	0:19,155	0:14,843	0:14,621	0:48,700	0:19,170	0:14,858	0:14,594
Runde 1	0:51,234	0:20,718	0:15,230	0:15,286	0:51,546	0:20,572	0:15,081	0:15,893	0:51,805	0:21,107	0:15,708	0:14,990	0:52,100	0:20,990	0:15,754	0:15,356	0:51,910	0:20,739	0:15,897	0:15,274
Runde 2	0:49,922	0:19,336	0:15,322	0:15,264	0:49,595	0:19,145	0:15,255	0:15,195	0:49,622	0:19,548	0:15,107	0:14,967	0:50,817	0:20,732	0:15,173	0:14,892	0:49,511	0:19,629	0:15,105	0:14,777
Runde 3	0:49,594	0:19,174	0:15,129	0:15,291	0:50,019	0:19,268	0:15,335	0:15,416	0:49,297	0:19,268	0:14,970	0:15,059	0:49,317	0:19,198	0:15,109	0:15,010	0:48,960	0:19,263	0:14,980	0:14,717
Runde 4	0:49,172	0:19,180	0:14,957	0:15,035	0:49,772	0:19,177	0:15,061	0:15,534	0:49,709	0:19,606	0:15,463	0:14,640	0:49,121	0:19,417	0:14,970	0:14,734	0:50,154	0:19,312	0:15,473	0:15,369
Runde 5	0:50,191	0:20,116	0:15,380	0:14,695	0:49,748	0:19,189	0:14,997	0:15,562	0:49,810	0:19,441	0:15,250	0:15,119	0:49,631	0:19,216	0:15,450	0:14,965	0:49,670	0:19,280	0:15,377	0:15,013
Runde 6	0:49,222	0:19,568	0:14,971	0:14,683	0:48,919	0:19,367	0:14,962	0:14,590	0:49,543	0:19,365	0:14,991	0:15,187	0:48,841	0:19,155	0:14,843	0:14,843	0:48,768	0:19,170	0:14,858	0:14,740
Runde 7	0:49,577	0:19,524	0:15,093	0:14,960	0:50,206	0:19,770	0:15,062	0:15,374	0:48,924	0:19,357	0:14,869	0:14,698	0:48,705	0:19,183	0:14,901	0:14,621	0:48,700	0:19,172	0:14,934	0:14,594
Runde 8	0:49,483	0:19,288	0:15,216	0:14,979	0:49,434	0:19,118	0:15,118	0:15,198	0:49,082	0:19,222	0:14,955	0:14,905	0:49,733	0:19,242	0:15,058	0:15,433	0:49,500	0:19,269	0:15,083	0:15,198
Runde 9	0:49,027	0:19,292	0:14,982	0:14,753	0:48,875	0:19,252	0:14,990	0:14,633	0:48,927	0:19,334	0:14,971	0:14,622	0:49,094	0:19,324	0:15,106	0:14,664	0:49,334	0:19,302	0:15,106	0:14,926

R 5 DJKM (OK-Junior) Heat 2 A < > C

Die schnellsten Zeiten

Ort	Nr. Fahrername	Zeit	Streckenk.	Ø Speed
Ziel	119 Trulli, Enzo	0:48,251	1200 m	89,5 km/h
Sektion 1	152 Soldanov, Maksim	0:19,002	531 m	100,6 km/h
Sektion 2	152 Soldanov, Maksim	0:14,711	390 m	95,4 km/h
Sektion 3	157 Vilita, Edoardo Ludovico	0:14,402	279 m	69,7 km/h

	Stm.126 Dolischka, Jorden AUT KSB RACING TEAM			Stm.110 Rosam, Max DEU TR Motorsport			Stm.111 Naude, Toni Kayla CHE Innovate Competition			Stm.112 Lagrotteria, Antonio CHE Innovate Competition			Stm.122 Ringdahl, Neo SWE JP Racing						
	theoretisch mögliche Bestzeit	Sektion 2	Sektion 3	theoretisch mögliche Bestzeit	Sektion 1	Sektion 2	Sektion 3	theoretisch mögliche Bestzeit	Sektion 1	Sektion 2	Sektion 3	theoretisch mögliche Bestzeit	Sektion 1	Sektion 2	Sektion 3				
best	0:48,584	0:19,184	0:14,938	0:48,673	0:19,267	0:14,948	0:14,435	0:48,816	0:19,298	0:15,010	0:14,484	0:49,032	0:19,292	0:14,942	0:14,694	0:48,870	0:19,200	0:14,938	0:14,657
Runde 1	0:52,356	0:20,928	0:15,894	0:50,750	0:20,487	0:15,469	0:14,794	0:52,211	0:20,721	0:15,990	0:15,500	0:52,247	0:20,640	0:16,285	0:15,322	0:52,856	0:21,106	0:16,515	0:15,235
Runde 2	0:50,369	0:19,756	0:15,080	0:49,422	0:19,514	0:15,161	0:14,747	0:49,598	0:19,522	0:15,153	0:14,923	0:50,219	0:19,840	0:15,358	0:15,021	0:51,271	0:19,628	0:15,584	0:16,059
Runde 3	0:49,261	0:19,513	0:15,027	0:49,847	0:19,406	0:15,065	0:15,376	0:50,197	0:19,921	0:15,238	0:15,038	0:49,335	0:19,384	0:15,153	0:14,798	0:50,114	0:19,791	0:15,382	0:14,941
Runde 4	0:49,286	0:19,415	0:15,148	0:49,115	0:19,285	0:14,956	0:14,874	0:49,318	0:19,493	0:15,096	0:14,729	0:49,335	0:19,332	0:15,043	0:14,960	0:49,244	0:19,282	0:14,988	0:14,974
Runde 5	0:50,412	0:19,619	0:15,383	0:53,565	0:20,997	0:15,195	0:17,373	0:49,648	0:19,298	0:15,320	0:15,030	0:49,728	0:19,339	0:15,241	0:15,148	0:50,170	0:19,895	0:15,524	0:14,751
Runde 6	0:49,879	0:19,642	0:15,290	0:49,212	0:19,286	0:15,235	0:14,691	0:50,279	0:19,376	0:15,497	0:15,406	0:50,110	0:19,852	0:15,452	0:14,806	0:50,056	0:19,713	0:15,100	0:15,243
Runde 7	0:48,616	0:19,184	0:14,966	0:49,020	0:19,485	0:14,948	0:14,587	0:49,225	0:19,613	0:15,015	0:14,597	0:49,464	0:19,292	0:14,946	0:15,226	0:49,326	0:19,363	0:15,305	0:14,658
Runde 8	0:48,697	0:19,301	0:14,938	0:48,673	0:19,280	0:14,958	0:14,435	0:49,210	0:19,389	0:15,017	0:14,804	0:49,571	0:19,788	0:15,012	0:14,771	0:48,870	0:19,200	0:15,013	0:14,657
Runde 9	0:48,584	0:19,206	0:14,941	0:48,764	0:19,267	0:15,008	0:14,489	0:48,816	0:19,322	0:15,010	0:14,484	0:49,032	0:19,396	0:14,942	0:14,694	0:48,898	0:19,244	0:14,938	0:14,716

R 5 DJKM (OK-Junior) Heat 2 A < > C

Die schnellsten Zeiten

Ort	Nr. Fahrername	Zeit	Streckenk.	Ø Speed
Ziel	119 Trulli, Enzo	0:48,251	1200 m	89,5 km/h
Sektion 1	152 Soldatov, Maksim	0:19,002	531 m	100,6 km/h
Sektion 2	152 Soldatov, Maksim	0:14,711	390 m	95,4 km/h
Sektion 3	157 Vilita, Edoardo Ludovico	0:14,402	279 m	69,7 km/h

	Snr.121 Bröer,Cherine DEU CRG Holland			Snr.158 Ebner,Moritz ITA Markus Ebner			Snr.108 Weimann,Julie DEU Solgat Motorsport			Snr.127 Primm,Simon Connor DEU Team NKS			Snr.134 Eichenberger,Gaia CHE CPB SPORT		
	theoretisch mögliche Bestzeit	Ziel	Sektion 3	theoretisch mögliche Bestzeit	Ziel	Sektion 3	theoretisch mögliche Bestzeit	Ziel	Sektion 3	theoretisch mögliche Bestzeit	Ziel	Sektion 3	theoretisch mögliche Bestzeit	Ziel	Sektion 3
best	0:48,939	0:19,282	0:14,988	0:49,667	0:19,476	0:14,995	0:49,442	0:19,269	0:15,154	0:14,699	0:49,121	0:19,435	0:14,971	0:14,859	0:14,510
Runde 1	0:52,728	0:20,835	0:16,225	0:52,499	0:20,891	0:15,572	0:53,047	0:21,029	0:16,356	0:15,662	0:51,794	0:20,743	0:15,745	0:16,383	0:15,494
Runde 2	0:50,082	0:19,652	0:15,150	0:50,502	0:19,785	0:15,459	0:50,397	0:19,732	0:15,344	0:15,321	0:49,653	0:19,730	0:15,248	0:15,144	0:15,227
Runde 3	0:50,219	0:19,721	0:15,461	0:50,286	0:20,009	0:15,057	0:50,437	0:19,727	0:15,807	0:14,903	0:49,859	0:19,686	0:15,245	0:15,432	0:15,369
Runde 4	0:49,484	0:19,335	0:15,072	0:50,049	0:19,476	0:15,501	0:49,442	0:19,512	0:15,154	0:14,776	0:49,728	0:19,754	0:15,201	0:15,100	0:14,991
Runde 5	0:50,202	0:20,039	0:15,225	0:50,176	0:19,785	0:15,222	0:50,195	0:19,683	0:15,373	0:15,139	0:50,168	0:19,667	0:15,261	0:15,088	0:14,900
Runde 6	0:49,138	0:19,363	0:15,088	0:50,181	0:19,614	0:15,396	0:49,718	0:19,269	0:15,385	0:15,114	0:51,116	0:19,637	0:16,376	0:15,206	0:14,766
Runde 7	0:50,047	0:19,598	0:15,800	0:50,085	0:19,698	0:15,083	0:49,983	0:19,714	0:15,328	0:14,941	0:49,515	0:19,757	0:15,142	0:16,503	0:14,923
Runde 8	0:48,939	0:19,282	0:15,056	0:49,697	0:19,634	0:14,995	0:49,656	0:19,786	0:15,171	0:14,699	0:49,168	0:19,561	0:14,971	0:14,959	0:14,510
Runde 9	0:49,505	0:19,308	0:14,988	0:49,667	0:19,544	0:15,039	0:49,718	0:19,570	0:15,307	0:14,841	0:49,121	0:19,435	0:15,130	0:14,859	0:14,926

R 5 DJKM (OK-Junior) Heat 2 A < > C

Die schnellsten Zeiten

Ort	Nr. Fahrername	Zeit	Streckenl.	Ø Speed
Ziel	119 Trulli, Enzo	0:48,251	1200 m	89,5 km/h
Sektion 1	152 Soldatov, Maksim	0:19,002	531 m	100,6 km/h
Sektion 2	152 Soldatov, Maksim	0:14,711	390 m	95,4 km/h
Sektion 3	157 Villa, Edoardo Ludovico	0:14,402	279 m	69,7 km/h

Stmr. 141 Han, Chenyu
CHN

TB Racing Team

theoretisch mögliche Bestzeit: 0:48,859

best	Ziel	Sektion 1	Sektion 2	Sektion 3
Runde 1	0:51,388	0:21,029	0:15,212	0:15,147
Runde 2	0:50,311	0:19,669	0:15,190	0:15,452
Runde 3	0:49,702	0:19,198	0:15,038	0:15,466
Runde 4	0:49,149	0:19,488	0:15,006	0:14,655
Runde 5	0:20,388	0:15,090		

Ziel	Sektion 1	Sektion 2	Sektion 3	Ziel	Sektion 1	Sektion 2	Sektion 3	Ziel	Sektion 1	Sektion 2	Sektion 3	Ziel	Sektion 1	Sektion 2	Sektion 3

DMSB RegNr 08-2018

R 1 DJKM (OK-Junior) Heat 1 B <> C

NEU - 1 - NEW

Strecke / track: 1200m

fastest Lap Soldatov, Maksim at: 0:48,041

started: 31 classified: 31 not classified: 0

Doc. 1.1

Pos	Str. Nr.	Fahrer / Driver	Nation	Bewerber/Sponsor	Nation	Lizenz / B-Lizenz	Chassis/Motor/Reifen	Points	Runden Laps	Gesamtzeit Differenz	Abstand Gap	beste Runde best Lap	in R. in L.	o Geschw. g Speed
1	139	O'sullivan, Zak	GBR	Ricky Flynn Motorsport	GBR	274547 162392	FA Kart / Vortex / Vega	0	9	7:17,770		0:48,211	8	88,8 km/h 89,6 km/h
2	153	Bertini Colla, Leonardo	ITA	CRG Holland	ITA	370635 15521	CRG / TM / Vega	2	9	7:18,008 0:00,238	0:00,238	0:48,175	9	88,8 km/h 89,7 km/h
3	152	Soldatov, Maksim	RUS	WARD RACING	SWE	#18533 102	Tonykart / Vortex / Vega	3	9	7:19,356 0:01,586	0:01,348	0:48,041	9	88,5 km/h 89,9 km/h
4	156	Crawford, Jak	USA	ENERGY CORSE SRL	ITA	K1851-SK-18 295423	ENERGY / TM / Vega	4	9	7:21,050 0:03,280	0:01,694	0:48,320	8	88,2 km/h 89,4 km/h
5	124	Højgaard, Mikkel	DNK	KSB RACING TEAM	AUT	53445 BK 002	Kosmic / Vortex / Vega	5	9	7:21,143 0:03,373	0:00,093	0:48,199	8	88,1 km/h 89,6 km/h
6	140	Scionti, Enzo	USA	CRG Holland	ITA	K1845-SK-18 JR-c 15521	CRG / TM / Vega	6	9	7:21,341 0:03,571	0:00,198	0:48,082	8	88,1 km/h 89,8 km/h
7	105	Bergmeister, Jakob	DEU	Schumacher Racing Team	DEU	IKCJ 1156048 KBF 106 75 87	Tony Kart / Vortex / Vega	7	9	7:21,681 0:03,911	0:00,340	0:48,128	8	88 km/h 89,8 km/h
8	131	Dörr, Ben	DEU	TB Racing Team	DEU	IKCJ 1162845 KBF 1116906	Kart Republic / Parilla / Vega	8	9	7:22,445 0:04,675	0:00,764	0:48,239	8	87,9 km/h 89,6 km/h
9	114	Ried, Jonas	DEU	Solgat Motorsport	DEU	IKCJ 1167350 KBF 1079882	Ricciardo / TM / Vega	9	9	7:23,329 0:05,559	0:00,884	0:48,291	7	87,7 km/h 89,5 km/h
10	143	Ten Brinke, Thomas	NLD	BIREL ART RACING S.R.L.	ITA	40662 370004	BIREL ART / TM / Vega	10	9	7:25,680 0:07,910	0:02,351	0:48,217	8	87,2 km/h 89,1 km/h
11	107	Hantke, Nico	DEU	3G Racing	DEU	IKCJ 1145936 KBF 1164077	Tony Kart / Parilla / Vega	11	9	7:25,785 0:08,015	0:00,105	0:48,599	8	87,2 km/h 88,9 km/h
12	128	Øgaard, Sebastian	DNK	TK Racing	DNK	55995 52708	FA Kart / TM Motor / Vega	12	9	7:25,993 0:08,223	0:00,208	0:48,200	8	87,2 km/h 89,6 km/h
13	157	Villa, Edoardo Ludovico	ITA	TBKART srl	ITA	360523 297356	TB-Kart / TM / Vega	13	9	7:27,632 0:09,862	0:01,639	0:48,214	9	86,9 km/h 89,6 km/h
14	135	Degnbøl, Noah	DNK	RS Competition	DNK	65659 36053	Tony Kart / Vortex / Vega	14	9	7:28,085 0:10,315	0:00,453	0:48,325	9	86,9 km/h 89,4 km/h
15	109	Mesch, Joel	DEU	KSM Schumacher Racing Team	DEU	IKCJ 1179312 KBF 1067587	Tony Kart / Vortex / Vega	15	9	7:28,648 0:10,878	0:00,563	0:48,293	9	86,7 km/h 89,5 km/h
16	106	Pingasov, Miron	ESP	Team Oakes	GBR	ITCRJR-0004-ESP 269892	Exprit / Vortex / Vega	16	9	7:29,161 0:11,391	0:00,513	0:48,346	6	86,6 km/h 89,4 km/h
17	125	Karlsson, William	SWE	JP Racing	SWE	20051018587? 105	Exprit / Vortex / Vega	17	9	7:29,820 0:12,050	0:00,659	0:48,558	6	86,4 km/h 89 km/h
18	146	Huang, Xizhang	CHI	CRG Holland	NLD	18 KC 1039 15521	/ / Vega	18	9	7:30,651 0:12,881	0:00,831	0:48,458	8	86,3 km/h 89,1 km/h
19	151	Stadsbader, Gilles	BEL	Daems Racing Team	BEL	910062 910430	TonyKart / Vortex / Vega	19	9	7:33,319 0:15,549	0:02,668	0:48,522	6	85,8 km/h 89 km/h
20	166	Zug, Lilly	DEU	TB Racing Team	DEU	IKCJ 1173305 KBF 1116906	Kart Republic / Parilla / Vega	20	9	7:33,725 0:15,955	0:00,406	0:48,669	9	85,7 km/h 88,8 km/h
21	122	Ringdahl, Neo	SWE	JP Racing	SWE	20060328569? 105	Exprit / Vortex / Vega	21	9	7:34,643 0:16,873	0:00,918	0:48,849	7	85,5 km/h 88,4 km/h
22	121	Bröer, Cherine	DEU	CRG Holland	NLD	IKCJ 1155886 15521	CRG / TM / Vega	22	9	7:34,899 0:17,129	0:00,256	0:48,879	6	85,4 km/h 88,4 km/h
23	154	Bönighausen, Colin Jamie	DEU	KSM Schumacher Racing Team	DEU	IKCJ 1179397 KBF 1067587	Tony Kart / Vortex / Vega	23	9	7:35,005 0:17,235	0:00,106	0:48,971	6	85,4 km/h 88,2 km/h
24	126	Dolischka, Jordan	AUT	KSB RACING TEAM	AUT	JK 2107 BK 002	Kosmic / Vortex / Vega	24	9	7:35,009 0:17,239	0:00,004	0:48,428	7	85,4 km/h 89,2 km/h
25	155	Speck, Luis Laurin	DEU	Tbkart S.r.l.	ITA	IKCJ 1167417 297356	TB-Kart / Parilla / Vega	25	9	7:35,184 0:17,414	0:00,175	0:48,813	8	85,4 km/h 88,5 km/h
26	134	Eichenberger, Gaia	CHE	CPB SPORT	FRA	K18045 232241-10	SODI / TM / Vega	26	9	7:35,313 0:17,543	0:00,129	0:48,809	8	85,4 km/h 88,5 km/h
27	133	Voncken, Luca	DEU	DS Kartsport	DEU	IKCJ 1153982 KBF 1154357	Mach1 / TM / Vega	27	3	2:33,438 6 R	6 R	0:48,875	2	84,5 km/h 88,4 km/h
28	129	Ploeg, Bart	NLD	Zanardi racing team	NLD	40401 28613	Zanardi / Parilla / Vega	28	3	2:33,657 6 R	0:00,219	0:48,938	3	84,3 km/h 88,2 km/h
29	137	Laursen, Conrad	DNK	Ricky Flynn Motorsport	GBR	63232 162392	FA Kart / Vortex / Vega	29	2	1:40,187 7 R	1 R	0:48,651	2	86,2 km/h 88,8 km/h
30	113	Tohum, Arthur	DEU	TR Motorsport	DEU	IKCJ 1160352 KFB 1080519	Jesolo / TM / Vega	30	0	0:04,663 9 R	2 R			
31	111	Naude, Toni Kayla	CHE	Innovate Competition	CHE	500287 500033	Exprit / TM / Vega	31	0	0:04,825 9 R	0:00,162			

SNr. 126,143 5 sec penalty Frontfairing

Rennleitung: Kai Medefind Racedirektor: Thomas Lainer
 Sportkommissare: Th. Ferrero / U. Bell / H. Seidel / P. Acerbi
 Techn. Kommissare: H.-J. Dangers / M. Grasshoff / C. Schmidt / D. Pietzko / M. Somera / A. Mazzanti
 Zeitnahme: KART-DATA timing service Franz Schieszler / Martin Summerer

Zeitnahme / timekeeping

control *Schieszler*
 Franz Schieszler

Aushangzeit: 13:58:05


R 1 DJKM (OK-Junior) Heat 1 B < > C

Strecke / track: 1200

Fahrername Driver	O 'sullivan Zak	Bertini Colla Leonardo	Soldatov Maksim	Crawford Jak	Højgaard Mikkel	Scionti Enzo	Bergmeister Jakob	Dörr Ben	Ried Jonas	Ten Brinke Thomas	Hantke Nico	Øgaard Sebastian
schnellste Runde in Runde	0:48,211 Rn. 8	0:48,175 Rn. 9	0:48,041 Rn. 9	0:48,320 Rn. 8	0:48,199 Rn. 8	0:48,082 Rn. 8	0:48,128 Rn. 8	0:48,239 Rn. 8	0:48,291 Rn. 7	0:48,217 Rn. 8	0:48,599 Rn. 8	0:48,200 Rn. 8
Speed	89,6 km/h	89,7 km/h	89,9 km/h	89,4 km/h	89,6 km/h	89,8 km/h	89,8 km/h	89,6 km/h	89,5 km/h	89,6 km/h	88,9 km/h	89,6 km/h
Lap 1	0:49,366	0:49,512	0:51,082	0:50,178	0:50,735	0:51,540	0:51,360	0:51,742	0:52,354	0:51,118	0:52,391	0:53,276
Lap 2	0:48,738	0:48,764	0:48,844	0:48,738	0:48,815	0:48,716	0:48,758	0:48,932	0:49,051	0:48,679	0:49,061	0:49,622
Lap 3	0:48,562	0:48,579	0:48,511	0:48,526	0:48,909	0:48,523	0:48,520	0:48,800	0:48,760	0:48,600	0:48,839	0:48,542
Lap 4	0:48,513	0:48,453	0:48,416	0:48,622	0:48,621	0:48,701	0:48,549	0:48,659	0:48,525	0:48,791	0:48,987	0:48,533
Lap 5	0:48,317	0:48,358	0:48,525	0:48,630	0:48,340	0:48,249	0:48,482	0:48,525	0:48,438	0:48,339	0:48,749	0:49,115
Lap 6	0:48,339	0:48,294	0:48,195	0:48,732	0:48,771	0:48,635	0:48,255	0:48,325	0:48,450	0:48,430	0:48,616	0:48,435
Lap 7	0:48,250	0:48,335	0:48,146	0:48,331	0:48,339	0:48,746	0:49,126	0:48,340	0:48,291	0:48,225	0:48,797	0:48,379
Lap 8	0:48,211	0:48,213	0:48,178	0:48,320	0:48,199	0:48,082	0:48,128	0:48,239	0:48,330	0:48,217	0:48,599	0:48,200
Lap 9	0:48,234	0:48,175	0:48,041	0:49,042	0:48,833	0:48,335	0:48,319	0:48,390	0:48,372	0:48,574	0:48,748	0:48,660


R 1 DJKM (OK-Junior) Heat 1 B < > C

Strecke / track: 1200

Fahrername Driver	Edoardo Ludovico	Degnbol Noah	Mesch Joel	Pingasov Miron	Karlsson William	Huang Xizhang	Stadsbader Gilles	Zug Lilly	Ringdahl Neo	Bröer Cherine	Bönighausen Colin Jamie	Dolischka Jorden
schnellste Runde in Runde	0:48,214 Rn. 9	0:48,325 Rn. 9	0:48,293 Rn. 9	0:48,346 Rn. 6	0:48,558 Rn. 6	0:48,458 Rn. 8	0:48,522 Rn. 6	0:48,669 Rn. 9	0:48,849 Rn. 7	0:48,879 Rn. 6	0:48,971 Rn. 6	0:48,428 Rn. 7
Speed	89,6 km/h	89,4 km/h	89,5 km/h	89,4 km/h	89,0 km/h	89,1 km/h	89,0 km/h	88,8 km/h	88,4 km/h	88,4 km/h	88,2 km/h	89,2 km/h
Lap 1	0:54,702	0:53,837	0:53,740	0:52,760	0:53,096	0:56,100	0:52,776	0:53,849	0:53,028	0:53,404	0:53,636	0:52,546
Lap 2	0:49,938	0:49,221	0:50,797	0:49,611	0:50,109	0:50,170	0:50,309	0:51,281	0:50,319	0:49,904	0:50,271	0:51,100
Lap 3	0:48,914	0:49,137	0:49,139	0:50,144	0:48,881	0:50,563	0:51,414	0:49,788	0:52,911	0:50,424	0:50,223	0:48,795
Lap 4	0:48,537	0:48,765	0:48,699	0:48,535	0:48,824	0:48,792	0:50,011	0:49,136	0:49,231	0:49,458	0:49,705	0:48,785
Lap 5	0:49,371	0:49,854	0:48,906	0:48,432	0:49,330	0:48,888	0:49,321	0:48,992	0:48,953	0:49,030	0:49,525	0:49,628
Lap 6	0:48,805	0:49,110	0:48,523	0:48,346	0:48,558	0:48,604	0:48,522	0:48,763	0:49,286	0:48,879	0:48,971	0:48,910
Lap 7	0:49,138	0:49,114	0:48,744	0:48,429	0:48,664	0:48,547	0:48,761	0:48,951	0:48,849	0:49,208	0:49,039	0:48,428
Lap 8	0:48,507	0:48,750	0:48,790	0:49,043	0:49,373	0:48,458	0:49,071	0:49,587	0:48,974	0:49,761	0:49,321	0:49,094
Lap 9	0:48,214	0:48,325	0:48,293	0:48,434	0:49,181	0:48,539	0:48,556	0:48,669	0:48,956	0:49,597	0:49,184	0:48,927

R 1 DJKM (OK-Junior) Heat 1 B < > C

Strecke / track: 1200

Fahrername Driver	Speck Luis Laurin	Eichenberger Gaia	Voncken Luca	Ploeg Bart	Laursen Conrad	Tohum Arthur	Naude Toni Kayla
schnellste Runde	0:48,813 Rn. 8	0:48,809 Rn. 8	0:48,875 Rn. 2	0:48,938 Rn. 3	0:48,651 Rn. 2		
Speed	88,5 km/h	88,5 km/h	88,4 km/h	88,3 km/h	88,8 km/h		
Lap 1	0:56,729	0:54,034	0:49,660	0:52,418	0:50,234		
Lap 2	0:50,695	0:51,004	0:48,875	0:49,038	0:48,651		
Lap 3	0:50,620	0:50,155	0:53,496	0:48,938			
Lap 4	0:49,282	0:49,454					
Lap 5	0:49,250	0:49,117					
Lap 6	0:49,149	0:49,266					
Lap 7	0:49,041	0:49,416					
Lap 8	0:48,813	0:48,809					
Lap 9	0:49,097	0:49,009					

R 1 DJKM (OK-Junior) Heat 1 B < > C

Ziel		Sektion 1		Sektion 2		Sektion 3	
Fahrername	Zeit	Fahrername	Zeit	Fahrername	Zeit	Fahrername	Zeit
1 152 Soldatov,Maksim	0:48,041	140 Sciotti,Enzo	0:18,927	152 Soldatov,Maksim	0:14,657	106 Pingasov,Miron	0:14,288
2 140 Sciotti,Enzo	0:48,082	128 Øgaard,Sebastian	0:18,969	105 Bergmeister,Jakob	0:18,969	152 Soldatov,Maksim	0:14,346
3 105 Bergmeister,Jakob	0:48,128	152 Soldatov,Maksim	0:18,977	109 Mesch,Joel	0:18,977	153 Bertini Colla,Leonardo	0:14,370
4 153 Bertini Colla,Leonardo	0:48,175	124 Højgaard,Mikkel	0:18,991	157 Villa,Edoardo Ludovico	0:18,991	143 Ten Brinke,Thomas	0:14,372
5 124 Højgaard,Mikkel	0:48,199	106 Pingasov,Miron	0:18,999	140 Sciotti,Enzo	0:18,999	139 O 'sullivan,Zak	0:14,394
6 128 Øgaard,Sebastian	0:48,200	153 Bertini Colla,Leonardo	0:19,011	153 Bertini Colla,Leonardo	0:14,731	131 Dörr,Ben	0:14,395
7 139 O 'sullivan,Zak	0:48,211	122 Ringdahl,Neo	0:19,019	139 O 'sullivan,Zak	0:14,733	128 Øgaard,Sebastian	0:14,402
8 157 Villa,Edoardo Ludovico	0:48,214	105 Bergmeister,Jakob	0:19,020	124 Højgaard,Mikkel	0:14,734	146 Huang,Xizhang	0:14,408
9 143 Ten Brinke,Thomas	0:48,217	143 Ten Brinke,Thomas	0:19,021	114 Ried,Jonas	0:14,740	114 Ried,Jonas	0:14,415
10 131 Dörr,Ben	0:48,239	139 O 'sullivan,Zak	0:19,030	156 Crawford,Jak	0:14,743	157 Villa,Edoardo Ludovico	0:14,418
11 114 Ried,Jonas	0:48,291	126 Dolischka,Jorden	0:19,043	106 Pingasov,Miron	0:14,763	124 Højgaard,Mikkel	0:14,422
12 109 Mesch,Joel	0:48,293	157 Villa,Edoardo Ludovico	0:19,045	143 Ten Brinke,Thomas	0:14,765	105 Bergmeister,Jakob	0:14,429
13 156 Crawford,Jak	0:48,320	131 Dörr,Ben	0:19,049	131 Dörr,Ben	0:14,768	135 Degnbol,Noah	0:14,434
14 135 Degnbol,Noah	0:48,325	156 Crawford,Jak	0:19,053	128 Øgaard,Sebastian	0:14,778	140 Sciotti,Enzo	0:14,435
15 106 Pingasov,Miron	0:48,346	135 Degnbol,Noah	0:19,068	137 Laursen,Conrad	0:14,785	166 Zug,Lilly	0:14,466
16 126 Dolischka,Jorden	0:48,428	114 Ried,Jonas	0:19,074	146 Huang,Xizhang	0:14,804	109 Mesch,Joel	0:14,470
17 146 Huang,Xizhang	0:48,458	151 Stadtsbader,Gilles	0:19,084	135 Degnbol,Noah	0:14,806	156 Crawford,Jak	0:14,493
18 151 Stadtsbader,Gilles	0:48,522	109 Mesch,Joel	0:19,103	107 Hamtke,Nico	0:14,849	107 Hamtke,Nico	0:14,495
19 125 Karlsson,William	0:48,558	155 Speck,Luis Laurin	0:19,136	126 Dolischka,Jorden	0:14,850	126 Dolischka,Jorden	0:14,496
20 107 Hamtke,Nico	0:48,599	146 Huang,Xizhang	0:19,141	155 Speck,Luis Laurin	0:14,852	125 Karlsson,William	0:14,517
21 137 Laursen,Conrad	0:48,651	137 Laursen,Conrad	0:19,144	125 Karlsson,William	0:14,853	151 Stadtsbader,Gilles	0:14,528
22 166 Zug,Lilly	0:48,669	134 Eichenberger,Gaia	0:19,152	151 Stadtsbader,Gilles	0:14,894	121 Bräer,Cherine	0:14,568
23 134 Eichenberger,Gaia	0:48,809	166 Zug,Lilly	0:19,163	154 Bönighausen,Colin Jami	0:14,905	137 Laursen,Conrad	0:14,598
24 155 Speck,Luis Laurin	0:48,813	121 Bräer,Cherine	0:19,171	133 Voncken,Luca	0:14,914	134 Eichenberger,Gaia	0:14,611
25 122 Ringdahl,Neo	0:48,849	125 Karlsson,William	0:19,177	122 Ringdahl,Neo	0:14,989	133 Voncken,Luca	0:14,643
26 133 Voncken,Luca	0:48,875	107 Hamtke,Nico	0:19,188	129 Ploeg,Bart	0:14,996	129 Ploeg,Bart	0:14,649
27 121 Bräer,Cherine	0:48,879	133 Voncken,Luca	0:19,192	166 Zug,Lilly	0:15,000	155 Speck,Luis Laurin	0:14,684
28 129 Ploeg,Bart	0:48,938	154 Bönighausen,Colin Jami	0:19,209	134 Eichenberger,Gaia	0:15,015	122 Ringdahl,Neo	0:14,685
29 154 Bönighausen,Colin Jami	0:48,971	129 Ploeg,Bart	0:19,262	121 Bräer,Cherine	0:15,048	154 Bönighausen,Colin Jami	0:14,717
30 113 Tohum,Arthur		111 Naude,Toni Kayla	0:21,062	113 Tohum,Arthur	0:16,144	113 Tohum,Arthur	
31 111 Naude,Toni Kayla		113 Tohum,Arthur	0:21,063	111 Naude,Toni Kayla	0:16,309	111 Naude,Toni Kayla	

**R 1 DJKM (OK-Junior) Heat 1 B < > C**

Die schnellsten Zeiten

Ort	Nr. Fahrername	Zeit	Streckl.	Ø Speed
Ziel	152 Soldatov,Maksim	0:48,041	1200 m	89,9 km/h
Sektion 1	140 Scioffi,Enzo	0:18,927	531 m	101,0 km/h
Sektion 2	152 Soldatov,Maksim	0:14,657	390 m	95,8 km/h
Sektion 3	106 Pingsov,Miron	0:14,288	279 m	70,3 km/h

	GBR Snr.139 O'sullivan,Zak Ricky Flynn Motorsport				ITA Snr.153 Bertini Colla,Leonardo CRG Holland				RUS Snr.152 Soldatov,Maksim WARD RACING				NLD Snr.143 Ten Brinke,Thomas BIREL ART RACING S.R.L.				USA Snr.156 Crawford,Jak ENERGY CORSE SRL					
	theoretisch mögliche Bestzeit		Ziel		theoretisch mögliche Bestzeit		Ziel		theoretisch mögliche Bestzeit		Ziel		theoretisch mögliche Bestzeit		Ziel		theoretisch mögliche Bestzeit		Ziel			
best	Sektion 1	Sektion 2	Sektion 3	0:48,157	Sektion 1	Sektion 2	Sektion 3	0:48,112	Sektion 1	Sektion 2	Sektion 3	0:47,980	Sektion 1	Sektion 2	Sektion 3	0:48,158	Sektion 1	Sektion 2	Sektion 3	0:48,289		
Runde 1	0:49,366	0:19,638	0:15,070	0:14,658	0:49,512	0:19,848	0:15,119	0:14,545	0:48,416	0:19,156	0:14,750	0:14,510	0:48,791	0:19,285	0:14,963	0:14,543	0:48,622	0:19,155	0:14,896	0:14,571	0:48,630	
Runde 2	0:48,738	0:19,255	0:14,888	0:14,595	0:48,764	0:19,264	0:14,951	0:14,549	0:48,844	0:19,263	0:14,795	0:14,786	0:48,679	0:19,284	0:14,869	0:14,526	0:48,738	0:19,131	0:14,911	0:14,696	0:48,732	
Runde 3	0:48,562	0:19,235	0:14,834	0:14,493	0:48,579	0:19,153	0:14,849	0:14,577	0:48,511	0:19,037	0:14,777	0:14,697	0:48,600	0:19,186	0:14,935	0:14,479	0:48,526	0:19,092	0:14,811	0:14,623	0:48,320	
Runde 4	0:48,513	0:19,072	0:14,883	0:14,558	0:48,453	0:19,091	0:14,895	0:14,467	0:48,416	0:19,156	0:14,750	0:14,510	0:48,791	0:19,285	0:14,963	0:14,543	0:48,622	0:19,155	0:14,896	0:14,571	0:48,630	
Runde 5	0:48,317	0:19,080	0:14,833	0:14,404	0:48,358	0:19,121	0:14,787	0:14,450	0:48,525	0:19,223	0:14,795	0:14,507	0:48,339	0:19,105	0:14,797	0:14,437	0:48,630	0:19,207	0:14,873	0:14,550	0:48,732	
Runde 6	0:48,339	0:19,078	0:14,763	0:14,498	0:48,294	0:19,095	0:14,743	0:14,456	0:48,195	0:19,075	0:14,737	0:14,383	0:48,430	0:19,148	0:14,765	0:14,517	0:48,732	0:19,362	0:14,823	0:14,547	0:48,331	
Runde 7	0:48,250	0:19,097	0:14,733	0:14,420	0:48,335	0:19,117	0:14,739	0:14,479	0:48,146	0:18,977	0:14,737	0:14,432	0:48,225	0:19,069	0:14,784	0:14,372	0:48,331	0:19,075	0:14,763	0:14,493	0:49,042	
Runde 8	0:48,211	0:19,030	0:14,757	0:14,424	0:48,213	0:19,011	0:14,832	0:14,370	0:48,178	0:19,099	0:14,733	0:14,346	0:48,217	0:19,021	0:14,766	0:14,430	0:48,320	0:19,053	0:14,743	0:14,524	0:49,042	
Runde 9	0:48,234	0:19,062	0:14,778	0:14,394	0:48,175	0:19,033	0:14,731	0:14,411	0:48,041	0:18,994	0:14,657	0:14,390	0:48,574	0:19,120	0:14,853	0:14,601	0:48,574	0:19,112	0:14,853	0:15,077		

R 1 DJKM (OK-Junior) Heat 1 B < > C

Die schnellsten Zeiten

Ort	Nr. Fahrername	Zeit	Streckenl.	Ø Speed
Ziel	152 Soldarov,Maksim	0:48,041	1200 m	89,9 km/h
Sektion 1	140 Scionti,Enzo	0:18,927	531 m	101,0 km/h
Sektion 2	152 Soldarov,Maksim	0:14,657	390 m	95,8 km/h
Sektion 3	106 Pingasov,Miron	0:14,288	279 m	70,3 km/h

	Smr.124 Hojgaard,Mikkel DNK KSB RACING TEAM	Smr.140 Scionti,Enzo USA CRG Holland	Smr.105 Bergmeister,Jakob DEU Schumacher Racing Team	Smr.131 Dörr,Ben DEU TB Racing Team	Smr.114 Ried,Jonas DEU Solgat Motorsport
	theoretisch mögliche Bestzeit 0:48,147	theoretisch mögliche Bestzeit 0:48,082	theoretisch mögliche Bestzeit 0:48,113	theoretisch mögliche Bestzeit 0:48,212	theoretisch mögliche Bestzeit 0:48,229
best	Ziel Sektion 1 Sektion 2 Sektion 3 0:48,199 0:18,991 0:14,734 0:14,422	Ziel Sektion 1 Sektion 2 Sektion 3 0:48,082 0:18,927 0:14,720 0:14,435	Ziel Sektion 1 Sektion 2 Sektion 3 0:48,128 0:19,020 0:14,664 0:14,429	Ziel Sektion 1 Sektion 2 Sektion 3 0:48,239 0:19,049 0:14,768 0:14,395	Ziel Sektion 1 Sektion 2 Sektion 3 0:48,291 0:19,074 0:14,740 0:14,415
Runde 1	0:50,735 0:20,348 0:15,293 0:15,094	0:51,540 0:21,632 0:15,169 0:14,739	0:51,360 0:21,404 0:15,295 0:14,661	0:51,742 0:21,489 0:15,518 0:14,735	0:52,354 0:21,446 0:15,718 0:15,190
Runde 2	0:48,815 0:19,201 0:14,850 0:14,764	0:48,716 0:19,163 0:14,942 0:14,611	0:48,758 0:19,220 0:14,883 0:14,655	0:48,932 0:19,328 0:15,047 0:14,557	0:49,051 0:19,401 0:14,974 0:14,676
Runde 3	0:48,909 0:19,062 0:14,812 0:15,035	0:48,523 0:19,075 0:14,856 0:14,592	0:48,520 0:19,132 0:14,848 0:14,540	0:48,800 0:19,250 0:14,908 0:14,642	0:48,760 0:19,230 0:14,877 0:14,653
Runde 4	0:48,621 0:19,247 0:14,888 0:14,486	0:48,701 0:19,139 0:14,859 0:14,703	0:48,549 0:19,113 0:14,860 0:14,576	0:48,659 0:19,295 0:14,867 0:14,497	0:48,525 0:19,159 0:14,856 0:14,510
Runde 5	0:48,340 0:18,991 0:14,827 0:14,522	0:48,249 0:19,005 0:14,759 0:14,485	0:48,482 0:19,145 0:14,735 0:14,602	0:48,525 0:19,188 0:14,843 0:14,494	0:48,438 0:19,140 0:14,840 0:14,458
Runde 6	0:48,771 0:19,119 0:14,856 0:14,796	0:48,635 0:18,998 0:14,783 0:14,854	0:48,255 0:19,080 0:14,664 0:14,511	0:48,325 0:19,094 0:14,807 0:14,424	0:48,450 0:19,134 0:14,779 0:14,537
Runde 7	0:48,339 0:19,137 0:14,780 0:14,422	0:48,746 0:19,381 0:14,890 0:14,475	0:49,126 0:19,639 0:14,895 0:14,592	0:48,340 0:19,115 0:14,792 0:14,433	0:48,291 0:19,074 0:14,802 0:14,415
Runde 8	0:48,199 0:18,994 0:14,734 0:14,471	0:48,082 0:18,927 0:14,720 0:14,435	0:48,128 0:19,020 0:14,679 0:14,429	0:48,239 0:19,076 0:14,768 0:14,395	0:48,330 0:19,158 0:14,740 0:14,432
Runde 9	0:48,833 0:19,069 0:14,854 0:14,910	0:48,335 0:19,042 0:14,781 0:14,512	0:48,319 0:19,038 0:14,760 0:14,521	0:48,390 0:19,049 0:14,830 0:14,511	0:48,372 0:19,151 0:14,753 0:14,468

R 1 DJKM (OK-Junior) Heat 1 B < > C

Die schnellsten Zeiten

Ort	Nr. Fahrername	Zeit	Streckenl.	Ø Speed
Ziel	152 Soldarov,Maksim	0:48,041	1200 m	89,9 km/h
Sektion 1	140 Sciomfi,Enzo	0:18,927	531 m	101,0 km/h
Sektion 2	152 Soldarov,Maksim	0:14,657	390 m	95,8 km/h
Sektion 3	106 Pingasov,Miron	0:14,288	279 m	70,3 km/h

	Smr.107 Hamtke,Nico DEU 3G Racing		Smr.128 Øgaard,Sebastian DNK TK Racing		Smr.157 Villa,Edoardo Ludovico ITA TBKART srl		Smr.135 Degnbol,Noah DNK RS Competition		Smr.109 Mesch,Joel DEU KSM Schumacher Racing Team	
	theoretisch mögliche Bestzeit	Ziel	theoretisch mögliche Bestzeit	Ziel	theoretisch mögliche Bestzeit	Ziel	theoretisch mögliche Bestzeit	Ziel	theoretisch mögliche Bestzeit	Ziel
best	0:48,599	0:19,188	0:14,849	0:14,495	0:48,200	0:18,969	0:14,778	0:14,402	0:48,293	0:19,103
Runde 1	0:52,391	0:21,176	0:15,646	0:15,569	0:53,276	0:21,656	0:16,171	0:15,449	0:53,740	0:21,841
Runde 2	0:49,061	0:19,407	0:15,005	0:14,649	0:49,622	0:19,800	0:15,185	0:14,637	0:50,797	0:20,224
Runde 3	0:48,839	0:19,242	0:15,039	0:14,558	0:48,542	0:19,142	0:14,906	0:14,494	0:49,139	0:19,584
Runde 4	0:48,987	0:19,221	0:14,927	0:14,839	0:48,533	0:19,199	0:14,778	0:14,556	0:48,699	0:19,225
Runde 5	0:48,749	0:19,313	0:14,853	0:14,583	0:49,115	0:19,003	0:15,233	0:14,879	0:48,906	0:19,134
Runde 6	0:48,616	0:19,193	0:14,910	0:14,513	0:48,435	0:19,109	0:14,920	0:14,406	0:48,523	0:19,208
Runde 7	0:48,797	0:19,380	0:14,922	0:14,495	0:48,379	0:19,101	0:14,876	0:14,402	0:48,744	0:19,258
Runde 8	0:48,599	0:19,188	0:14,849	0:14,562	0:48,200	0:18,969	0:14,819	0:14,412	0:48,790	0:19,103
Runde 9	0:48,748	0:19,223	0:14,866	0:14,659	0:48,660	0:19,047	0:15,116	0:14,497	0:48,293	0:19,138

R 1 DJKM (OK-Junior) Heat 1 B < > C

Die schnellsten Zeiten

Ort	Nr. Fahrername	Zeit	Streckenl.	Ø Speed
Ziel	152 Soldarov, Maksim	0:48,041	1200 m	89,9 km/h
Sektion 1	140 Scioffi, Enzo	0:18,927	531 m	101,0 km/h
Sektion 2	152 Soldarov, Maksim	0:14,657	390 m	95,8 km/h
Sektion 3	106 Pingasov, Miron	0:14,288	279 m	70,3 km/h

	Smr.106 Pingasov, Miron ESP Team Onakes			Smr.125 Karlsson, William SWE JP Racing			Smr.126 Dolischka, Jorden AUT KSB RACING TEAM			Smr.146 Huang, Xizhang CHI CRG Holland			Smr.151 Stradsbader, Gilles BEL Daems Racing Team						
	theoretisch mögliche Bestzeit	Ziel	Sektion 3	theoretisch mögliche Bestzeit	Ziel	Sektion 3	theoretisch mögliche Bestzeit	Ziel	Sektion 3	theoretisch mögliche Bestzeit	Ziel	Sektion 3	theoretisch mögliche Bestzeit	Ziel	Sektion 3				
best	0:48,346	0:18,999	0:14,763	0:14,288	0:48,558	0:19,177	0:14,853	0:14,517	0:48,428	0:19,043	0:14,496	0:48,458	0:19,141	0:14,804	0:14,408	0:48,522	0:19,084	0:14,894	0:14,528
Runde 1	0:52,760	0:20,964	0:16,802	0:14,994	0:53,096	0:21,435	0:16,243	0:15,418	0:52,546	0:21,421	0:15,960	0:56,100	0:23,606	0:17,316	0:15,178	0:52,776	0:20,890	0:16,158	0:15,728
Runde 2	0:49,611	0:19,834	0:15,255	0:14,522	0:50,109	0:19,704	0:15,484	0:14,921	0:51,100	0:19,942	0:15,589	0:50,170	0:20,218	0:15,364	0:14,588	0:50,309	0:19,406	0:16,106	0:14,797
Runde 3	0:50,144	0:19,791	0:15,703	0:14,650	0:48,881	0:19,197	0:15,044	0:14,640	0:48,795	0:19,227	0:15,046	0:50,563	0:19,303	0:15,266	0:15,994	0:51,414	0:19,841	0:16,427	0:15,146
Runde 4	0:48,535	0:19,095	0:14,901	0:14,539	0:48,824	0:19,217	0:15,001	0:14,606	0:48,785	0:19,204	0:14,997	0:48,792	0:19,320	0:14,994	0:14,478	0:50,011	0:19,509	0:15,212	0:15,290
Runde 5	0:48,432	0:19,140	0:14,810	0:14,482	0:49,330	0:19,177	0:15,085	0:15,068	0:49,628	0:19,043	0:15,014	0:48,888	0:19,293	0:15,029	0:14,566	0:49,321	0:19,323	0:15,233	0:14,765
Runde 6	0:48,346	0:18,999	0:14,918	0:14,429	0:48,558	0:19,188	0:14,853	0:14,517	0:48,910	0:19,063	0:14,931	0:48,604	0:19,160	0:14,948	0:14,496	0:48,522	0:19,097	0:14,897	0:14,528
Runde 7	0:48,429	0:19,142	0:14,763	0:14,524	0:48,664	0:19,231	0:14,911	0:14,522	0:48,428	0:19,082	0:14,850	0:48,547	0:19,172	0:14,931	0:14,444	0:48,761	0:19,146	0:14,979	0:14,636
Runde 8	0:49,043	0:19,077	0:15,168	0:14,798	0:49,373	0:19,327	0:15,048	0:14,998	0:49,094	0:19,082	0:15,042	0:48,458	0:19,165	0:14,885	0:14,408	0:49,071	0:19,544	0:14,955	0:14,572
Runde 9	0:48,434	0:19,275	0:14,871	0:14,288	0:49,181	0:19,616	0:15,025	0:14,540	0:48,927	0:19,247	0:15,164	0:48,539	0:19,141	0:14,804	0:14,594	0:48,556	0:19,084	0:14,894	0:14,578

R 1 DJKM (OK-Junior) Heat 1 B < > C

Die schnellsten Zeiten

Ort	Nr. Fahrername	Zeit	Streckenl.	Ø Speed
Ziel	152 Soldarov, Maksim	0:48,041	1200 m	89,9 km/h
Sektion 1	140 Scioffi, Enzo	0:18,927	531 m	101,0 km/h
Sektion 2	152 Soldarov, Maksim	0:14,657	390 m	95,8 km/h
Sektion 3	106 Pingasov, Miron	0:14,288	279 m	70,3 km/h

	Smr.166 Zug, Lilly DEU TB Racing Team			Smr.122 Ringdahl, Neo SWE JP Racing			Smr.121 Bröer, Cherine DEU CRG Holland			Smr.154 Bönighausen, Colin Jamie DEU KSM Schumacher Racing Team			Smr.155 Speck, Luis Laurin DEU Tbkart S.r.l.		
	theoretisch mögliche Bestzeit	Sektion 2	Sektion 3	theoretisch mögliche Bestzeit	Sektion 1	Sektion 2	Sektion 3	theoretisch mögliche Bestzeit	Sektion 1	Sektion 2	Sektion 3	theoretisch mögliche Bestzeit	Sektion 1	Sektion 2	Sektion 3
best	0:48,669	0:19,163	0:15,000	0:48,849	0:19,019	0:14,989	0:14,685	0:48,879	0:19,171	0:15,048	0:14,568	0:48,971	0:19,209	0:14,905	0:14,717
Runde 1	0:53,849	0:21,431	0:16,233	0:53,028	0:21,317	0:16,540	0:15,171	0:53,404	0:21,151	0:16,684	0:15,569	0:53,636	0:21,491	0:16,872	0:15,273
Runde 2	0:51,281	0:19,926	0:15,429	0:50,319	0:19,537	0:15,539	0:15,243	0:49,904	0:19,760	0:15,482	0:14,662	0:50,271	0:19,906	0:15,590	0:14,775
Runde 3	0:49,788	0:19,330	0:15,212	0:52,911	0:19,958	0:15,538	0:17,415	0:50,424	0:19,284	0:15,893	0:15,247	0:50,223	0:19,362	0:15,676	0:15,185
Runde 4	0:49,136	0:19,296	0:15,159	0:49,231	0:19,395	0:15,103	0:14,733	0:49,458	0:19,493	0:15,221	0:14,744	0:49,705	0:19,516	0:15,129	0:15,060
Runde 5	0:48,992	0:19,212	0:15,057	0:48,953	0:19,145	0:15,012	0:14,796	0:49,030	0:19,303	0:15,049	0:14,678	0:49,525	0:19,476	0:15,070	0:14,979
Runde 6	0:48,763	0:19,253	0:15,000	0:49,286	0:19,350	0:15,180	0:14,756	0:48,879	0:19,194	0:15,048	0:14,637	0:48,971	0:19,336	0:14,905	0:14,730
Runde 7	0:48,951	0:19,325	0:15,045	0:48,849	0:19,140	0:14,989	0:14,720	0:49,208	0:19,217	0:15,075	0:14,916	0:49,039	0:19,392	0:14,930	0:14,717
Runde 8	0:49,587	0:19,843	0:15,262	0:48,974	0:19,181	0:15,108	0:14,685	0:49,761	0:20,042	0:15,151	0:14,568	0:49,321	0:19,219	0:15,165	0:14,937
Runde 9	0:48,669	0:19,163	0:15,040	0:48,956	0:19,019	0:15,150	0:14,787	0:49,597	0:19,171	0:15,225	0:15,201	0:49,184	0:19,209	0:14,999	0:14,976

R 1 DJKM (OK-Junior) Heat 1 B < > C

Die schnellsten Zeiten

Ort	Nr. Fahrername	Zeit	Streckenl.	Ø Speed
Ziel	152 Soldatov,Maksim	0:48,041	1200 m	89,9 km/h
Sektion 1	140 Sciomfi,Enzo	0:18,927	531 m	101,0 km/h
Sektion 2	152 Soldatov,Maksim	0:14,657	390 m	95,8 km/h
Sektion 3	106 Pingasov,Miron	0:14,288	279 m	70,3 km/h

	Smr.134 Eichenberger,Gaia CHE CPB SPORT	Smr.133 Voncken,Luca DEU DS Kartsport	Smr.129 Ploeg,Bart NLD Zanardi racing team	Smr.137 Laursen,Conrad DNK Ricky Flynn Motorsport	Smr.113 Tohum,Arthur DEU TR Motorsport
	theoretisch mögliche Bestzeit 0:48,778	theoretisch mögliche Bestzeit 0:48,749	theoretisch mögliche Bestzeit 0:48,907	theoretisch mögliche Bestzeit 0:48,527	theoretisch mögliche Bestzeit 0:37,207
best	Ziel Sektion 1 Sektion 2 Sektion 3 0:48,809 0:19,152 0:15,015 0:14,611	Ziel Sektion 1 Sektion 2 Sektion 3 0:48,875 0:19,192 0:14,914 0:14,643	Ziel Sektion 1 Sektion 2 Sektion 3 0:48,938 0:19,262 0:14,996 0:14,649	Ziel Sektion 1 Sektion 2 Sektion 3 0:48,651 0:19,144 0:14,785 0:14,598	Ziel Sektion 1 Sektion 2 Sektion 3 0:21,063 0:16,144
Runde 1	0:54,034 0:21,250 0:17,436 0:15,348 0:15,348	0:49,660 0:19,659 0:15,093 0:14,908 0:14,908	0:52,418 0:21,240 0:15,527 0:15,651 0:15,651	0:50,234 0:20,520 0:15,060 0:14,654 0:14,654	0:21,063 0:16,144
Runde 2	0:51,004 0:19,834 0:15,657 0:15,513 0:15,513	0:48,875 0:19,199 0:15,033 0:14,643 0:14,643	0:49,038 0:19,288 0:15,101 0:14,649 0:14,649	0:48,651 0:19,144 0:14,909 0:14,598 0:14,598	
Runde 3	0:50,155 0:19,391 0:15,277 0:15,487 0:15,487	0:53,496 0:19,192 0:14,914 0:19,390 0:19,390	0:48,938 0:19,262 0:14,996 0:14,680 0:14,680	0:19,222 0:14,785 0:14,785	
Runde 4	0:49,454 0:19,400 0:15,122 0:14,932 0:14,932				
Runde 5	0:49,117 0:19,273 0:15,110 0:14,734 0:14,734				
Runde 6	0:49,266 0:19,333 0:15,176 0:14,757 0:14,757				
Runde 7	0:49,416 0:19,152 0:15,027 0:15,237 0:15,237				
Runde 8	0:48,809 0:19,183 0:15,015 0:14,611 0:14,611				
Runde 9	0:49,009 0:19,291 0:15,059 0:14,659 0:14,659				

R 1 DJKM (OK-Junior) Heat 1 B < > C

Die schnellsten Zeiten

Ort	Nr. Fahrername	Zeit	Streckenl.	Ø Speed
Ziel	152 Soldatov, Maksim	0:48,041	1200 m	89,9 km/h
Sektion 1	140 Sciomfi, Enzo	0:18,927	531 m	101,0 km/h
Sektion 2	152 Soldatov, Maksim	0:14,657	390 m	95,8 km/h
Sektion 3	106 Pingasov, Miron	0:14,288	279 m	70,3 km/h

Smr.111 Naude, Toni Kayla
CHE

Innovate Competition

theoretisch mögliche Bestzeit 0:37,371

Ziel Sektion 1 Sektion 2 Sektion 3
0:21,062 0:16,309

best

Runde 1

Runde 2

0:21,062 0:16,309

	Ziel	Sektion 1	Sektion 2	Sektion 3	Ziel	Sektion 1	Sektion 2	Sektion 3	Ziel	Sektion 1	Sektion 2	Sektion 3

DMSB DKM

Round 1: South Garda - Lonato/ITA

GERMAN KARTING CHAMPIONSHIPS 2018

13-15 / 04 / 2018

DMSB RegNr 88-2018



Group A

Pos.	Stnr No.	Fahrer Driver	Nation	Bewerber Sponsor	Nation
1	119	Trulli, Enzo	ITA	CRG Holland	NLD
4	138	Askey, Kai	GBR	Ricky Flynn Motorsport	GBR
7	120	Spina, Alfio Andrea	ITA	CRG Holland	NLD
10	161	Brienza, Joseph	USA	Ward Racing	SWE
13	142	Pizzi, Francesco	ITA	BIREL ART RACING S.R.L.	ITA
16	160	Haralampiev, Maksim	DEU	Maxim Racing Sport	DEU
19	136	Rees, Matthew	GBR	Ricky Flynn Motorsport	GBR
22	116	Zanfari, Suleiman	MAR	LOTUS RACING KARTS	SVN
25	141	Han, Chenyu	CHN	TB Racing Team	DEU
28	130	Knopp, Josef	CZE	TB Racing Team	DEU
31	159	Pretolani, Nico	ITA	Paolo Pretolani	ITA
34	110	Rosam, Max	DEU	TR Motorsport	DEU
37	127	Primm, Simon Connor	DEU	Team NKS	DEU
40	158	Ebner, Moritz	ITA	Markus Ebner	ITA
43	112	Lugrotterria, Antonio	CHE	Innovate Competition	CHE
46	108	Weimann, Jule	DEU	Solgat Motorsport	DEU

Group B

Pos.	Stnr No.	Fahrer Driver	Nation	Bewerber Sponsor	Nation
2	139	O'sullivan, Zak	GBR	Ricky Flynn Motorsport	GBR
5	153	Bertini Colla, Leonardo	ITA	CRG Holland	NLD
8	133	Voncken, Luca	DEU	DS Kartsport	DEU
11	124	Højgaard, Mikkel	DNK	KSB RACING TEAM	AUT
14	143	Ten Brinke, Thomas	NLD	BIREL ART RACING S.R.L.	ITA
17	140	Sciomi, Enzo	USA	CRG Holland	NLD
20	156	Crawford, Jak	USA	ENERGY CORSE SRL	ITA
23	155	Speck, Luis Laurin	DEU	Tbkart S.r.l.	ITA
26	114	Ried, Jonas	DEU	Solgat Motorsport	DEU
29	107	Hanike, Nico	DEU	3G Racing	DEU
32	128	Øgaard, Sebastian	DNK	TK Racing	DNK
35	125	Karlsson, William	SWE	JP Racing	SWE
38	113	Tohum, Arthur	DEU	TR Motorsport	DEU
41	166	Zug, Lilly	DEU	TB Racing Team	DEU
44	154	Bönighausen, Colin Jamie	DEU	KSM Schumacher Racing Team	DEU
47	106	Pingasov, Miron	ESP	Team Oakes	GBR

Group C

Pos.	Stnr No.	Fahrer Driver	Nation	Bewerber Sponsor	Nation
3	137	Laursen, Conrad	DNK	Ricky Flynn Motorsport	GBR
6	152	Soldatov, Maksim	RUS	WARD RACING	SWE
9	157	Villa, Edoardo Ludovico	ITA	TBKART srl	ITA
12	135	Degnbøl, Noah	DNK	RS Competition	DNK
15	146	Huang, Xizhang	CHN	CRG Holland	CAN
18	105	Bergmeister, Jakob	DEU	Schumacher Racing Team	DEU
21	131	Dörr, Ben	DEU	TB Racing Team	DEU
24	109	Mesch, Joel	DEU	KSM Schumacher Racing Team	DEU
27	129	Ploeg, Bart	NLD	Zanardi racing team	CAN
30	126	Dolischko, Jordan	AUT	KSB RACING TEAM	LUX
33	122	Ringdahl, Neo	SWE	JP Racing	SWE
36	151	Stadsbrader, Gilles	BEL	Daems Racing Team	BEL
39	111	Naude, Toni Kayla	CHE	Innovate Competition	CHE
42	134	Eichenberger, Gaia	CHE	CPB SPORT	FRA
45	121	Bröer, Chérine	DEU	CRG Holland	NLD

Renleitung: Kai Medelfind Racedirektor: Thomas Laine
 Sportkommissare: Th. Ferrero / U. Bell / H. Seidel / P. Acerbi
 Techn. Kommissare: H.-J. / M. Grasshoff / C. Schmidt / D. Pietzko / M. Somera / A. Marzanti
 Zeitnahme: KART-DATA timing service Franz Schliesler / Martin Summere



16	106	Team Oakes Pingasov Miron Startposition 32	16	108	Solgat Motorsport Weimann Jule Startposition 31
15	154	KSM Schumacher Racing Team Bönighausen Colin Jamie Startposition 30	15	112	Innovate Competition Lagrotteria Antonio Startposition 29
14	166	TB Racing Team Zug Lilly Startposition 28	14	158	Markus Ebner Ebner Moritz Startposition 27
13	113	TR Motorsport Tohum Arthur Startposition 26	13	127	Team NKS Primm Simon Connor Startposition 25
12	125	JP Racing Karlsson William Startposition 24	12	110	TR Motorsport Rosam Max Startposition 23
11	128	TK Racing Øgaard Sebastian Startposition 22	11	159	Paolo Pretolani Pretolani Nico Startposition 21
10	107	3G Racing Hantke Nico Startposition 20	10	130	TB Racing Team Knopp Josef Startposition 19
9	114	Solgat Motorsport Ried Jonas Startposition 18	9	141	TB Racing Team Han Chenyu Startposition 17
8	155	Tbkart S.r.l. Speck Luis Laurin Startposition 16	8	116	LOTUS RACING KARTS Zanfari Suleiman Startposition 15
7	156	ENERGY CORSE SRL Crawford Jak Startposition 14	7	136	Ricky Flynn Motorsport Rees Matthew Startposition 13
6	140	CRG Holland Scionti Enzo Startposition 12	6	160	Maxim Racing Sport Haralampiev Maksim Startposition 11
5	143	BIREL ART RACING S.R.L. Ten Brinke Thomas Startposition 10	5	142	BIREL ART RACING S.R.L. Pizzi Francesco Startposition 9
4	124	KSB RACING TEAM Højgaard Mikkel Startposition 8	4	161	Ward Racing Brienza Joseph Startposition 7
3	133	DS Kartsport Voncken Luca Startposition 6	3	120	CRG Holland Spina Alfio Andrea Startposition 5
2	153	CRG Holland Bertini Colla Leonardo Startposition 4	2	138	Ricky Flynn Motorsport Askey Kai Startposition 3
1	139	Ricky Flynn Motorsport O'sullivan Zak Startposition 2	1	119	CRG Holland Trulli Enzo Startposition 1

Starting Grid Group A - B DJKM (OK-Junior)

Rennen 9



	CRG Holland 121 Bröer Cherine Startposition 30	Solgat Motorsport 108 Weimann Jule Startposition 31
	CPB SPORT 134 Eichenberger Gaia Startposition 28	Innovate Competition 112 Lagrotteria Antonio Startposition 29
	Innovate Competition 111 Naude Toni Kayla Startposition 26	Markus Ebner 158 Ebner Moritz Startposition 27
	Daems Racing Team 151 Stadsbader Gilles Startposition 24	Team NKS 127 Primm Simon Connor Startposition 25
	JP Racing 122 Ringdahl Neo Startposition 22	TR Motorsport 110 Rosam Max Startposition 23
	KSB RACING TEAM 126 Dolischka Jorden Startposition 20	Paolo Pretolani 159 Pretolani Nico Startposition 21
	Zanardi racing team 129 Ploeg Bart Startposition 18	TB Racing Team 130 Knopp Josef Startposition 19
	KSM Schumacher Racing Team 109 Mesch Joel Startposition 16	TB Racing Team 141 Han Chenyu Startposition 17
	TB Racing Team 131 Dörr Ben Startposition 14	LOTUS RACING KARTS 116 Zanfari Suleiman Startposition 15
	Schumacher Racing Team 105 Bergmeister Jakob Startposition 12	Ricky Flynn Motorsport 136 Rees Matthew Startposition 13
	CRG Holland 146 Huang Xizhang Startposition 10	Maxim Racing Sport 160 Haralampiev Maksim Startposition 11
	RS Competition 135 Degnbol Noah Startposition 8	BIREL ART RACING S.R.L. 142 Pizzi Francesco Startposition 9
	TBKART srl 157 Villa Edoardo Ludovico Startposition 6	Ward Racing 161 Brienza Joseph Startposition 7
	WARD RACING 152 Soldatov Maksim Startposition 4	CRG Holland 120 Spina Alfio Andrea Startposition 5
	Ricky Flynn Motorsport 137 Laursen Conrad Startposition 2	Ricky Flynn Motorsport 138 Askey Kai Startposition 3
		CRG Holland 119 Trulli Enzo Startposition 1

Starting Grid Group A - C DJKM (OK-Junior)

Rennen 5



16	106	Team Oakes Pingasov Miron Startposition 31	16	106	Team Oakes Pingasov Miron Startposition 31
15	154	KSM Schumacher Racing Team Bönighausen Colin Jamie Startposition 29	15	154	KSM Schumacher Racing Team Bönighausen Colin Jamie Startposition 29
14	166	TB Racing Team Zug Lilly Startposition 27	14	166	TB Racing Team Zug Lilly Startposition 27
13	113	TR Motorsport Tohum Arthur Startposition 25	13	113	TR Motorsport Tohum Arthur Startposition 25
12	125	JP Racing Karlsson William Startposition 23	12	125	JP Racing Karlsson William Startposition 23
11	128	TK Racing Øgaard Sebastian Startposition 21	11	128	TK Racing Øgaard Sebastian Startposition 21
10	107	3G Racing Hantke Nico Startposition 19	10	107	3G Racing Hantke Nico Startposition 19
9	114	Solgat Motorsport Ried Jonas Startposition 17	9	114	Solgat Motorsport Ried Jonas Startposition 17
8	109	KSM Schumacher Racing Team Mesch Joel Startposition 16	8	155	Tbkart S.r.l. Speck Luis Laurin Startposition 15
7	131	TB Racing Team Dörr Ben Startposition 14	7	156	ENERGY CORSE SRL Crawford Jak Startposition 13
6	105	Schumacher Racing Team Bergmeister Jakob Startposition 12	6	140	CRG Holland Scioni Enzo Startposition 11
5	146	CRG Holland Huang Xizhang Startposition 10	5	143	BIREL ART RACING S.R.L. Ten Brinke Thomas Startposition 9
4	135	RS Competition Degnbol Noah Startposition 8	4	124	KSB RACING TEAM Højgaard Mikkel Startposition 7
3	157	TBKART srl Villa Edoardo Ludovico Startposition 6	3	133	DS Kartsport Voncken Luca Startposition 5
2	152	WARD RACING Soldatov Maksim Startposition 4	2	153	CRG Holland Bertini Colla Leonardo Startposition 3
1	137	Ricky Flynn Motorsport Laursen Conrad Startposition 2	1	139	Ricky Flynn Motorsport O 'sullivan Zak Startposition 1

Starting Grid Group B - C DJKM (OK-Junior)

Rennen 1

Ranking Qualifying Practice DJKM (OK-Junior)

Strecke / track: 1200m
 started: 47 classified: 47 not classified: 0

Doc. 11







Pos	Str. Nr.	Fahrer Driver	Nation	Bewerber/Sponsor	Nation	Lizenz / B-Lizenz	Chassis/Motor/Reifen	Nr. Laps	schnelste Zeit fastest Lap	Abstand Gap	Laut Heat	Nr. Lp	Zeit Time
1	119	Trulli, Enzo	ITA	CRG Holland	NLD	37053 15521	CRG / TM / Vega	10	0:47,705		1	10	0:47,705
2	139	O'sullivan, Zak	GBR	Ricky Flynn Motorsport	GBR	274547 162392	FA Kart / Vortex / Vega	7	0:47,722	0:00,017	2	7	0:47,722
3	137	Laursen, Conrad	DNK	Ricky Flynn Motorsport	GBR	63232 162392	FA Kart / Vortex / Vega	8	0:47,724	0:00,002	1	8	0:47,724
4	138	Askey, Kai	GBR	Ricky Flynn Motorsport	GBR	296774 162392	FA Kart / Vortex / Vega	9	0:47,751	0:00,027	1	9	0:47,751
5	153	Bertini Colla, Leonardo	ITA	CRG Holland	NLD	370635 15521	CRG / TM / Vega	7	0:47,812	0:00,061	2	7	0:47,812
6	152	Soldatov, Maksim	RUS	WARD RACING	SWE	#18533 102	Tonykart / Vortex / Vega	8	0:47,852	0:00,040	2	8	0:47,852
7	120	Spina, Alfio Andrea	ITA	CRG Holland	NLD	366688 15521	CRG / TM / Vega	9	0:47,903	0:00,051	1	9	0:47,903
8	133	Voncken, Luca	DEU	DS Kartsport	DEU	IKCJ 1153982 KBF 1154357	Mach1 / TM / Vega	8	0:47,907	0:00,004	1	8	0:47,907
9	157	Villa, Edoardo Ludovico	ITA	TBKART srl	ITA	360523 297356	TB-Kart / TM / Vega	7	0:47,912	0:00,005	2	7	0:47,912
10	161	Brienza, Joseph	USA	Ward Racing	SWE	K1852-SK-18 JR-C 102	Tonykart / Vortex / Vega	8	0:47,925	0:00,013	1	8	0:47,925
11	124	Højgaard, Mikkel	DNK	KSB RACING TEAM	AUT	53445 BK 002	Kosmic / Vortex / Vega	7	0:47,940	0:00,015	2	7	0:47,940
12	135	Degnbol, Noah	DNK	RS Competition	DNK	45659 36053	Tony Kart / Vortex / Vega	7	0:47,947	0:00,007	2	7	0:47,947
13	142	Pizzi, Francesco	ITA	BIREL ART RACING S.R.L.	ITA	353078 370004	Birel Art / TM / Vega	9	0:47,969	0:00,022	1	9	0:47,969
14	143	Ten Brinke, Thomas	NLD	BIREL ART RACING S.R.L.	ITA	40662 370004	BIREL ART / TM / Vega	8	0:47,983	0:00,014	1	8	0:47,983
15	146	Huang, Xizhang	CHI	CRG Holland	NLD	18 KC 1039 15521	/ / Vega	8	0:48,001	0:00,018	1	8	0:48,001
16	160	Haralampiev, Maksim	DEU	Maxim Racing Sport	DEU	IKCJ 1169591 KBF 1167038	EXPRIT / TM / Vega	9	0:48,067	0:00,066	1	9	0:48,067
17	140	Scionti, Enzo	USA	CRG Holland	NLD	K1845-SK-18 JR-C 15521	CRG / TM / Vega	8	0:48,114	0:00,047	1	8	0:48,114
18	105	Bergmeister, Jakob	DEU	Schumacher Racing Team	DEU	IKCJ 1156048 KBF 106 75 87	Tony Kart / Vortex / Vega	9	0:48,124	0:00,010	1	9	0:48,124
19	136	Rees, Matthew	GBR	Ricky Flynn Motorsport	GBR	252931 162392	FA Kart / Vortex / Vega	7	0:48,128	0:00,004	2	7	0:48,128
20	156	Crawford, Jak	USA	ENERGY CORSE SRL	ITA	K1851-SK-18 295423	ENERGY / TM / Vega	7	0:48,144	0:00,016	2	7	0:48,144
21	131	Dörr, Ben	DEU	TB Racing Team	DEU	IKCJ 1162845 KBF 11616906	Kart Republic / Parilla / Vega	7	0:48,154	0:00,010	2	7	0:48,154
22	116	Zanfari, Suleiman	MAR	LOTUS RACING KARTS	SWN	003/07/2018 0225	Tony Kart / Vortex / Vega	8	0:48,155	0:00,001	1	8	0:48,155
23	155	Speck, Luis Laurin	DEU	Tbkart S.r.l.	ITA	IKCJ 1167417 297356	TB-Kart / Parilla / Vega	8	0:48,170	0:00,015	1	8	0:48,170
24	109	Mesch, Joel	DEU	KSM Schumacher Racing Team	DEU	IKCJ 1179312 KBF 1067587	Tony Kart / Vortex / Vega	7	0:48,177	0:00,007	1	7	0:48,177
25	141	Han, Chenyu	CHN	TB Racing Team	DEU	18 KC 1026 KBF 11616906	Kart Republic / Parilla / Vega	7	0:48,194	0:00,017	2	7	0:48,194
26	114	Ried, Jonas	DEU	Solgat Motorsport	DEU	IKCJ 1167350 KBF 1079882	Ricciardo / TM / Vega	8	0:48,234	0:00,040	1	8	0:48,234
27	129	Ploeg, Bart	NLD	Zanardi racing team	NLD	40401 28613	Zanardi / Parilla / Vega	9	0:48,262	0:00,028	2	9	0:48,262
28	130	Knopp, Josef	CZE	TB Racing Team	DEU	1017 KBF 11616906	Kart Republic / Parilla / Vega	7	0:48,360	0:00,098	2	7	0:48,360
29	107	Hantke, Nico	DEU	3G Racing	DEU	IKCJ 1145936 KBF 1164077	Tony Kart / Parilla / Vega	9	0:48,375	0:00,015	1	9	0:48,375
30	126	Dolischka, Jorden	AUT	KSB RACING TEAM	AUT	JK 2107 BK 002	Kosmic / Vortex / Vega	7	0:48,401	0:00,026	2	7	0:48,401
31	159	Pretolani, Nico	ITA	Paolo Pretolani	ITA	359194 359187	Tony Kart / TM / Vega	7	0:48,403	0:00,002	2	7	0:48,403
32	128	Øgaard, Sebastian	DNK	TK Racing	DNK	55995 52208	FA Kart / TM Motor / Vega	7	0:48,416	0:00,013	2	7	0:48,416
33	122	Ringdahl, Neo	SWE	JP Racing	SWE	200603285693 105	Exprit / Vortex / Vega	9	0:48,429	0:00,013	1	9	0:48,429
34	110	Rosam, Max	DEU	TR Motorsport	DEU	IKCJ1162238 KBF 1080519	Jesolo / TM / Vega	9	0:48,445	0:00,016	2	9	0:48,445
35	125	Karlsson, William	SWE	JP Racing	SWE	200510185879 105	Exprit / Vortex / Vega	7	0:48,454	0:00,009	2	7	0:48,454
36	151	Stadsbader, Gilles	BEL	Doems Racing Team	BEL	910062 910430	TonyKart / Vortex / Vega	7	0:48,464	0:00,010	2	7	0:48,464
37	127	Primm, Simon Connor	DEU	Team NKS	DEU	IKCJ 1171081 KBF 1050071	DR / TM / Vega	7	0:48,482	0:00,018	2	7	0:48,482
38	113	Tohum, Arthur	DEU	TR Motorsport	DEU	IKCJ 1160352 KBF 1080519	Jesolo / TM / Vega	7	0:48,528	0:00,046	2	7	0:48,528
39	111	Naude, Toni Kayla	CHE	Innovate Competition	CHE	500287 500033	Exprit / TM / Vega	7	0:48,569	0:00,041	2	7	0:48,569
40	158	Ebner, Moritz	ITA	Markus Ebner	ITA	404081 03971	ENERGY / TM / Vega	8	0:48,600	0:00,031	1	8	0:48,600
41	166	Zug, Lilly	DEU	TB Racing Team	DEU	IKCJ 1173305 KBF 1116906	Kart Republic / Parilla / Vega	7	0:48,618	0:00,018	2	7	0:48,618
42	134	Eichenberger, Gaia	CHE	CPB SPORT	FRA	K18045 232241-10	SODI / TM / Vega	9	0:48,632	0:00,014	1	9	0:48,632
43	112	Lagrotteria, Antonio	CHE	Innovate Competition	CHE	8360 500033	Exprit / TM / Vega	8	0:48,635	0:00,003	1	8	0:48,635
44	154	Bönighausen, Colin Jamie	DEU	KSM Schumacher Racing Team	DEU	IKCJ 1179397 KBF 1067587	Tony Kart / Vortex / Vega	8	0:48,645	0:00,010	1	8	0:48,645

Ranking Qualifying Practice DJKM (OK-Junior)

Strecke / track: 1200m

started: 47 classified: 47 not classified: 0

Doc. 11

Pos	Str. Nr.	Fahrer Driver	Nation	Bewerber/Sponsor	Nation	Lizenz / B-Lizenz	Chassis/Motor/Reifen	Rn. Laps	schnellste Zeit fastest Lap	Abstand Gap	Lauf Heat	Rn. Lp	Zeit Time
45	121	Bröer, Cherine		CRG Holland		IKCJ 1155880 15521	CRG / TM / Vega	7	0:48,676	0:00,031	2	7	0:48,676
46	108	Weimann, Jule		Solgat Motorsport		IKCJ 1159312 KBF1079882	Birel / TM / Vega	8	0:48,851	0:00,175	1	8	0:48,851
47	106	Pingasov, Miron		Team Oakes		ITCRJR-0004-ESP 269892	Exprit / Vortex / Vega	2	0:49,391	0:00,540	1	2	0:49,391

Rennleitung: Kai Medefind Racedirektor: Thomas Lainer

Sportkommissare: Th. Ferrero / U. Bell / H. Seidel / P. Acerbi

Techn. Kommissare: H-J./ M. Grasshoff / C. Schmidt / D. Pietzko / M. Somera / A. Mazzanti

Zeitnahme: KART-DATA timing service Franz Schieszler / Martin Summerer

Qualifying practice DJKM (OK-Junior) Group 2

Strecke / track: 1200m

started: 23 classified: 23 not classified: 0

Doc. 10

Pos	Str. Nr.	Fahrer / Driver	Nation	Bewerber/Sponsor	Nation	Lizenz / B-Lizenz	Chassis/Motor/Beifen	Runden Laps	Gesamtzeit Differenz	Abstand Gap	beste Runde best Lap	in R. in L.	o Geschw. o Speed
1	139	O'Sullivan, Zak	GBR	Ricky Flynn Motorsport	GBR	274547 162392	FA Kart / Vortex / Vega	7			0:47,722	5	90,5 km/h
2	153	Bertini Colla, Leonardo	ITA	CRG Holland	NLD	370635 15521	CRG / TM / Vega	7	0:00,090	0:00,090	0:47,812	5	90,4 km/h
3	152	Soldatov, Maksim	RUS	WARD RACING	SWE	#18533 102	Tonykart / Vortex / Vega	8	0:00,130	0:00,040	0:47,852	4	90,3 km/h
4	157	Villa, Edoardo Ludovico	ITA	TBKART srl	ITA	360523 297356	TB-Kart / TM / Vega	7	0:00,190	0:00,060	0:47,912	5	90,2 km/h
5	124	Højgaard, Mikkel	DNK	KSB RACING TEAM	AUT	53445 BK 002	Kosmic / Vortex / Vega	7	0:00,218	0:00,028	0:47,940	4	90,1 km/h
6	135	Degnbøl, Noah	DNK	RS Competition	DNK	65659 36053	Tony Kart / Vortex / Vega	7	0:00,225	0:00,007	0:47,947	5	90,1 km/h
7	136	Rees, Matthew	GBR	Ricky Flynn Motorsport	GBR	252931 62392	FA Kart / Vortex / Vega	7	0:00,406	0:00,181	0:48,128	4	89,8 km/h
8	156	Crawford, Jak	USA	ENERGY CORSE SRL	ITA	K1851-SK-18 295423	ENERGY / TM / Vega	7	0:00,422	0:00,016	0:48,144	7	89,7 km/h
9	131	Dörr, Ben	DEU	TB Racing Team	DEU	IKCJ 1162845 KBF 1116906	Kart Republic / Parilla / Vega	7	0:00,432	0:00,010	0:48,154	6	89,7 km/h
10	141	Han, Chenyu	CHN	TB Racing Team	DEU	18 KC 1026 KBF 1116906	Kart Republic / Parilla / Vega	7	0:00,472	0:00,040	0:48,194	5	89,6 km/h
11	129	Ploeg, Bart	NLD	Zanardi racing team	NLD	40401 28613	Zanardi / Parilla / Vega	9	0:00,540	0:00,068	0:48,262	7	89,5 km/h
12	130	Knopp, Josef	CZE	TB Racing Team	DEU	1017 KBF 1116906	Kart Republic / Parilla / Vega	7	0:00,638	0:00,098	0:48,360	3	89,3 km/h
13	126	Dolischka, Jordan	AUT	KSB RACING TEAM	AUT	JK 2107 BK 002	Kosmic / Vortex / Vega	7	0:00,679	0:00,041	0:48,401	6	89,3 km/h
14	159	Pretolani, Nico	ITA	Paolo Pretolani	ITA	359194 359187	Tony Kart / TM / Vega	7	0:00,681	0:00,002	0:48,403	5	89,3 km/h
15	128	Øgaard, Sebastian	DNK	TK Racing	DNK	55995 52208	FA Kart / TM Motor / Vega	7	0:00,694	0:00,013	0:48,416	2	89,2 km/h
16	110	Rosam, Max	DEU	TR Motorsport	DEU	IKCJ1162238 KBF 1080519	Jesolo / TM / Vega	9	0:00,723	0:00,029	0:48,445	4	89,2 km/h
17	125	Karlsson, William	SWE	JP Racing	SWE	200510185879 105	Exprit / Vortex / Vega	7	0:00,732	0:00,009	0:48,454	6	89,2 km/h
18	151	Stadsbader, Gilles	BEL	Daems Racing Team	BEL	910062 910430	TonyKart / Vortex / Vega	7	0:00,742	0:00,010	0:48,464	7	89,1 km/h
19	127	Primm, Simon Connor	DEU	Team NKS	DEU	IKCJ 1171081 KBF 1050071	DR / TM / Vega	7	0:00,760	0:00,018	0:48,482	3	89,1 km/h
20	113	Tohum, Arthur	DEU	TR Motorsport	DEU	IKCJ 1160352 KBF 1080519	Jesolo / TM / Vega	7	0:00,806	0:00,046	0:48,528	7	89,0 km/h
21	111	Naude, Toni Kayla	CHE	Innovate Competition	CHE	500287 500033	Exprit / TM / Vega	7	0:00,847	0:00,041	0:48,569	7	88,9 km/h
22	166	Zug, Lilly	DEU	TB Racing Team	DEU	IKCJ 1173305 KBF 1116906	Kart Republic / Parilla / Vega	7	0:00,896	0:00,049	0:48,618	6	88,9 km/h
23	121	Bröer, Cherine	DEU	CRG Holland	NLD	IKCJ 1155880 15521	CRG / TM / Vega	7	0:00,954	0:00,058	0:48,676	5	88,8 km/h

Rennleitung: Kai Medefind Racedirektor: Thomas Lainer

Sportkommissare: Th. Ferrero / U. Bell / H. Seidel / P. Acerbi

Techn. Kommissare: H.-J./ M. Grasshoff / C. Schmidt / D. Pietzko / M. Somera / A. Mazzanti

Zeitnahme: KART-DATA timing service Franz Schieszler / Martin Summerer

Zeitnahme / timekeeping

control *Schieszler*
Franz Schieszler

Qualifying practice DJKM (OK-Junior) Group 2

Strecke / track: 1200 started: 23 classified: 23 not classified: 0

Fahrername Driver	O 'sullivan Zak	Bertini Colla Leonardo	Soldatov Maksim	Edoardo Ludovico	Højgaard Mikkel	Degnbol Noah	Rees Matthew	Crowford Jak	Dörr Ben	Han Chenyu	Ploeg Bart	Knopp Josef
schnellste Runde	0:47,722 Rn. 5	0:47,812 Rn. 5	0:47,852 Rn. 4	0:47,912 Rn. 5	0:47,940 Rn. 4	0:47,947 Rn. 5	0:48,128 Rn. 4	0:48,144 Rn. 7	0:48,154 Rn. 6	0:48,194 Rn. 5	0:48,262 Rn. 7	0:48,360 Rn. 3
Speed	90,5 km/h	90,4 km/h	90,3 km/h	90,2 km/h	90,1 km/h	90,1 km/h	89,8 km/h	89,7 km/h	89,7 km/h	89,6 km/h	89,5 km/h	89,3 km/h
Lap 1	0:49,098	0:49,403	0:48,571	0:49,762	0:48,698	0:49,820	0:48,889	0:49,413	0:49,181	0:49,917	0:50,331	0:50,946
Lap 2	0:48,483	0:48,268	0:48,045	0:48,384	0:48,046	0:48,582	0:49,459	0:48,412	0:48,358	0:48,552	0:50,266	0:48,765
Lap 3	0:48,116	0:48,820	0:48,096	0:48,287	0:48,132	0:49,680	0:49,565	0:48,593	0:48,220	0:48,333	0:48,616	0:48,360
Lap 4	0:47,824	0:47,953	0:47,852	0:48,041	0:47,940	0:48,321	0:48,128	0:49,563	0:48,272	0:50,693	0:48,484	0:49,167
Lap 5	0:47,722	0:47,812	0:48,002	0:47,912	0:48,015	0:47,947	0:48,191	0:48,164	0:48,230	0:48,194	0:48,515	0:48,461
Lap 6	0:48,862	0:48,154	0:47,903	0:48,390	0:48,069	0:48,095	0:48,648	0:48,672	0:48,154	0:49,621	0:48,386	0:49,733
Lap 7	0:48,153	0:48,040	0:47,968	0:48,266	0:48,891	0:48,395	0:48,509	0:48,144	0:48,181	0:48,329	0:48,262	0:48,547
Lap 8											0:48,438	
Lap 9											0:48,450	

Qualifying practice DJKM (OK-Junior) Group 2

Strecke / track: 1200 started: 23 classified: 23 not classified: 0

Fahrername Driver	Dolischka Jorden	Pretolami Nico	Øgaard Sebastian	Rosam Max	Karlsson William	Stadsbøder Gilles	Primm Simon Connor	Tohum Arthur	Noude Toni Kayla	Zug Lilly	Brøer Cherine
schnellste Runde in Runde	0:48,401 Rn. 6	0:48,403 Rn. 5	0:48,416 Rn. 2	0:48,445 Rn. 4	0:48,454 Rn. 6	0:48,464 Rn. 7	0:48,482 Rn. 3	0:48,528 Rn. 7	0:48,569 Rn. 7	0:48,618 Rn. 6	0:48,676 Rn. 5
Speed	89,3 km/h	89,3 km/h	89,2 km/h	89,2 km/h	89,2 km/h	89,1 km/h	89,1 km/h	89,0 km/h	88,9 km/h	88,9 km/h	88,8 km/h
Lap 1	0:49,783	0:49,415	0:49,523	0:51,949	0:49,682	0:50,160	0:50,107	0:55,235	0:49,592	0:49,979	0:49,993
Lap 2	0:48,755	0:50,453	0:48,416	0:50,492	0:48,839	0:50,316	0:48,838	0:50,111	0:51,446	0:49,347	0:50,161
Lap 3	0:48,514	0:50,835	0:48,426	0:48,814	0:48,550	0:49,863	0:48,482	1:03,298	0:51,151	0:48,734	0:49,516
Lap 4	0:50,133	0:50,058	0:49,172	0:48,445	0:50,240	0:48,700	0:48,615	0:56,915	0:49,490	0:49,605	0:49,495
Lap 5	0:51,494	0:48,403	0:49,654	0:48,545	0:48,511	0:48,637	0:48,937	0:48,739	0:48,703	0:48,895	0:48,676
Lap 6	0:48,401	0:48,885	0:49,075	0:48,695	0:48,454	0:50,094	0:48,531	0:48,599	0:49,568	0:48,618	0:49,157
Lap 7	0:48,634	0:48,942	0:51,035	0:48,557	0:51,114	0:48,464	0:48,488	0:48,528	0:48,569	0:48,636	0:48,845
Lap 8				0:48,480							
Lap 9				0:52,425							



Qualifying practice DJKM (OK-Junior) Group 2 Group 2

Ziel		Sektion 1		Sektion 2		Sektion 3	
Fahrername	Zeit	Fahrername	Zeit	Fahrername	Zeit	Fahrername	Zeit
1 139 O'sullivan,Zak	0:47,722	139 O'sullivan,Zak	0:18,883	139 O'sullivan,Zak	0:14,485	139 O'sullivan,Zak	0:14,233
2 153 Bertini Colla,Leonardo	0:47,812	135 Degnbol,Noah	0:18,893	152 Soldatov,Maksim	0:14,521	153 Bertini Colla,Leonardo	0:14,245
3 152 Soldatov,Maksim	0:47,852	153 Bertini Colla,Leonardo	0:18,909	153 Bertini Colla,Leonardo	0:14,568	152 Soldatov,Maksim	0:14,301
4 157 Villa,Edoardo Ludovico	0:47,912	124 Højgaard,Mikkel	0:18,911	124 Højgaard,Mikkel	0:14,610	110 Rosam,Max	0:14,320
5 124 Højgaard,Mikkel	0:47,940	128 Øgaard,Sebastian	0:18,930	156 Crawford,Jak	0:14,641	136 Rees,Matthew	0:14,321
6 135 Degnbol,Noah	0:47,947	157 Villa,Edoardo Ludovico	0:18,944	157 Villa,Edoardo Ludovico	0:14,644	157 Villa,Edoardo Ludovico	0:14,324
7 136 Rees,Matthew	0:48,128	141 Han,Chenyu	0:18,948	135 Degnbol,Noah	0:14,649	124 Højgaard,Mikkel	0:14,344
8 156 Crawford,Jak	0:48,144	152 Soldatov,Maksim	0:18,958	136 Rees,Matthew	0:14,661	113 Tohum,Arthur	0:14,374
9 131 Dörr,Ben	0:48,154	136 Rees,Matthew	0:18,959	131 Dörr,Ben	0:14,668	131 Dörr,Ben	0:14,388
10 141 Han,Chenyu	0:48,194	156 Crawford,Jak	0:18,977	141 Han,Chenyu	0:14,684	135 Degnbol,Noah	0:14,402
11 129 Ploeg,Barth	0:48,262	151 Stadsbader,Gilles	0:19,001	129 Ploeg,Barth	0:14,710	127 Primm,Simon Connor	0:14,409
12 130 Knopp,Josef	0:48,360	131 Dörr,Ben	0:19,021	128 Øgaard,Sebastian	0:14,717	130 Knopp,Josef	0:14,426
13 126 Dolischka,Jorden	0:48,401	126 Dolischka,Jorden	0:19,034	159 Pretolani,Nico	0:14,723	156 Crawford,Jak	0:14,440
14 159 Pretolani,Nico	0:48,403	130 Knopp,Josef	0:19,036	110 Rosam,Max	0:14,729	128 Øgaard,Sebastian	0:14,445
15 128 Øgaard,Sebastian	0:48,416	129 Ploeg,Barth	0:19,076	126 Dolischka,Jorden	0:14,774	166 Zug,Lilly	0:14,451
16 110 Rosam,Max	0:48,445	111 Naude,Toni Kayla	0:19,087	130 Knopp,Josef	0:14,777	141 Han,Chenyu	0:14,462
17 125 Karlsson,William	0:48,454	159 Pretolani,Nico	0:19,091	151 Stadsbader,Gilles	0:14,782	125 Karlsson,William	0:14,466
18 151 Stadsbader,Gilles	0:48,464	110 Rosam,Max	0:19,105	125 Karlsson,William	0:14,802	129 Ploeg,Barth	0:14,476
19 127 Primm,Simon Connor	0:48,482	127 Primm,Simon Connor	0:19,141	127 Primm,Simon Connor	0:14,830	111 Naude,Toni Kayla	0:14,482
20 113 Tohum,Arthur	0:48,528	125 Karlsson,William	0:19,146	121 Bröer,Cherine	0:14,862	159 Pretolani,Nico	0:14,487
21 111 Naude,Toni Kayla	0:48,569	121 Bröer,Cherine	0:19,163	111 Naude,Toni Kayla	0:14,875	126 Dolischka,Jorden	0:14,504
22 166 Zug,Lilly	0:48,618	113 Tohum,Arthur	0:19,199	113 Tohum,Arthur	0:14,885	121 Bröer,Cherine	0:14,567
23 121 Bröer,Cherine	0:48,676	166 Zug,Lilly	0:19,227	166 Zug,Lilly	0:14,886	151 Stadsbader,Gilles	0:14,570

Qualifying practice DKM (OK-Junior) Group 2 Group 2

Die schnellsten Zeiten

Ort	Nr. Fahrername	Zeit	Streckenk.	Ø Speed
Ziel	139 0' sullivan,Zak	0:47,722	1200 m	90,5 km/h
Sektion 1	139 0' sullivan,Zak	0:18,883	531 m	101,2 km/h
Sektion 2	139 0' sullivan,Zak	0:14,485	390 m	96,9 km/h
Sektion 3	139 0' sullivan,Zak	0:14,233	279 m	70,6 km/h

	GBR Ricky Flynn Motorsport			ITA CRG Holland			RUS WARD RACING			ITA TBKART srl			DNK KSB RACING TEAM		
	theoretisch mögliche Bestzeit	Sektion 2	Sektion 3	theoretisch mögliche Bestzeit	Sektion 1	Sektion 2	Sektion 3	theoretisch mögliche Bestzeit	Sektion 1	Sektion 2	Sektion 3	theoretisch mögliche Bestzeit	Sektion 1	Sektion 2	Sektion 3
best	0:47,722	0:18,883	0:14,233	0:47,812	0:18,909	0:14,568	0:14,245	0:47,852	0:18,958	0:14,521	0:14,301	0:47,912	0:18,944	0:14,644	0:14,324
Runde 1	0:49,098	0:19,645	0:14,403	0:49,403	0:19,583	0:15,196	0:14,624	0:48,571	0:19,398	0:14,806	0:14,367	0:49,762	0:20,123	0:15,078	0:14,561
Runde 2	0:48,483	0:19,012	0:14,754	0:48,268	0:19,041	0:14,853	0:14,374	0:48,045	0:19,140	0:14,604	0:14,301	0:48,384	0:19,243	0:14,703	0:14,438
Runde 3	0:48,116	0:19,334	0:14,485	0:48,820	0:19,636	0:14,761	0:14,423	0:48,096	0:19,088	0:14,583	0:14,425	0:48,287	0:19,196	0:14,684	0:14,407
Runde 4	0:47,824	0:19,015	0:14,576	0:47,953	0:19,056	0:14,652	0:14,245	0:47,852	0:19,001	0:14,526	0:14,325	0:48,041	0:19,014	0:14,646	0:14,381
Runde 5	0:47,722	0:18,887	0:14,271	0:47,812	0:18,909	0:14,568	0:14,335	0:48,002	0:19,043	0:14,622	0:14,337	0:47,912	0:18,944	0:14,644	0:14,324
Runde 6	0:48,862	0:18,931	0:14,620	0:48,154	0:19,033	0:14,708	0:14,413	0:47,903	0:18,958	0:14,539	0:14,406	0:48,390	0:19,023	0:14,849	0:14,518
Runde 7	0:48,153	0:18,883	0:14,773	0:48,040	0:19,060	0:14,580	0:14,400	0:47,968	0:19,004	0:14,521	0:14,443	0:48,266	0:19,090	0:14,688	0:14,488
Runde 8								0:48,156	0:19,025	0:14,594	0:14,537				
Runde 9															

Qualifying practice DKM (OK-Junior) Group 2 Group 2

Die schnellsten Zeiten

Ort	Nr. Fahrername	Zeit	Streckenk.	Ø Speed
Ziel	1390 sullivan,Zak	0:47,722	1200 m	90,5 km/h
Sektion 1	1390 sullivan,Zak	0:18,883	531 m	101,2 km/h
Sektion 2	1390 sullivan,Zak	0:14,485	390 m	96,9 km/h
Sektion 3	1390 sullivan,Zak	0:14,233	279 m	70,6 km/h

	Smr.135 Degrnhol,Noah DNK RS Competition theoretisch mögliche Bestzeit 0:47,944		Smr.136 Rees,Matthew GBR Ricky Flynn Motorsport theoretisch mögliche Bestzeit 0:47,941		Smr.156 Crawford,Jak USA ENERGY CORSE SRL theoretisch mögliche Bestzeit 0:48,058		Smr.131 Dörr,Ben DEU TB Racing Team theoretisch mögliche Bestzeit 0:48,077		Smr.141 Han,Chenyu CHN TB Racing Team theoretisch mögliche Bestzeit 0:48,094	
best	Ziel	Sektion 3	Ziel	Sektion 3	Ziel	Sektion 3	Ziel	Sektion 3	Ziel	Sektion 3
Runde 1	0:49,820	0:19,535	0:15,373	0:14,912	0:48,889	0:19,581	0:14,987	0:14,321	0:49,917	0:19,983
Runde 2	0:48,582	0:19,293	0:14,760	0:14,529	0:49,459	0:19,125	0:15,334	0:15,000	0:48,552	0:19,144
Runde 3	0:49,680	0:19,895	0:14,829	0:14,956	0:49,565	0:20,379	0:14,761	0:14,425	0:48,333	0:19,157
Runde 4	0:48,321	0:19,093	0:14,717	0:14,511	0:48,128	0:18,959	0:14,733	0:14,436	0:50,693	0:19,669
Runde 5	0:47,947	0:18,893	0:14,652	0:14,402	0:48,191	0:19,012	0:14,752	0:14,427	0:48,194	0:18,993
Runde 6	0:48,095	0:18,962	0:14,649	0:14,484	0:48,648	0:19,427	0:14,661	0:14,560	0:49,621	0:19,514
Runde 7	0:48,395	0:19,043	0:14,714	0:14,638	0:48,509	0:19,016	0:14,750	0:14,743	0:48,329	0:18,948
Runde 8										

Qualifying practice DKM (OK-Junior) Group 2 Group 2

Die schnellsten Zeiten

Ort	Nr. Fahrername	Zeit	Streckenk.	Ø Speed
Ziel	139 0' sullivan,Zak	0:47,722	1200 m	90,5 km/h
Sektion 1	139 0' sullivan,Zak	0:18,883	531 m	101,2 km/h
Sektion 2	139 0' sullivan,Zak	0:14,485	390 m	96,9 km/h
Sektion 3	139 0' sullivan,Zak	0:14,233	279 m	70,6 km/h

	Smr.129 Ploeg,Bart NLD Zonardi racing team		Smr.130 Knopp,Josef CZE TB Racing Team		Smr.126 Dolischka,Jorden AUT KSB RACING TEAM		Smr.159 Pretolani,Nico ITA Paolo Pretolani		Smr.128 Øgaard,Sebastian DNK TK Racing											
	theoretisch mögliche Bestzeit	Ziel	theoretisch mögliche Bestzeit	Ziel	theoretisch mögliche Bestzeit	Ziel	theoretisch mögliche Bestzeit	Ziel	theoretisch mögliche Bestzeit	Ziel										
best	0:48,262	0:19,076	0:14,710	0:14,476	0:48,360	0:19,036	0:14,777	0:14,426	0:48,401	0:19,034	0:14,774	0:14,504	0:48,403	0:19,091	0:14,723	0:14,487	0:48,416	0:18,930	0:14,717	0:14,445
Runde 1	0:50,331	0:20,376	0:15,093	0:14,862	0:50,946	0:19,864	0:15,318	0:15,764	0:49,783	0:19,949	0:15,133	0:14,701	0:49,415	0:19,734	0:15,065	0:14,616	0:49,523	0:19,437	0:15,072	0:15,014
Runde 2	0:50,266	0:19,546	0:16,009	0:14,711	0:48,765	0:19,217	0:14,822	0:14,726	0:48,755	0:19,302	0:14,877	0:14,576	0:50,453	0:19,822	0:16,038	0:14,593	0:48,416	0:19,038	0:14,717	0:14,661
Runde 3	0:48,616	0:19,269	0:14,870	0:14,477	0:48,360	0:19,111	0:14,777	0:14,472	0:48,514	0:19,203	0:14,774	0:14,537	0:50,835	0:21,101	0:15,162	0:14,572	0:48,426	0:19,066	0:14,862	0:14,498
Runde 4	0:48,484	0:19,096	0:14,865	0:14,523	0:49,167	0:19,054	0:15,095	0:15,018	0:50,133	0:19,172	0:14,939	0:16,022	0:50,058	0:19,741	0:15,270	0:15,047	0:49,172	0:19,196	0:15,087	0:14,889
Runde 5	0:48,515	0:19,111	0:14,842	0:14,562	0:48,461	0:19,114	0:14,882	0:14,465	0:51,494	0:22,171	0:14,819	0:14,504	0:48,403	0:19,106	0:14,810	0:14,487	0:49,654	0:19,340	0:15,869	0:14,445
Runde 6	0:48,386	0:19,100	0:14,805	0:14,481	0:49,733	0:19,036	0:14,857	0:15,840	0:48,401	0:19,034	0:14,785	0:14,582	0:48,885	0:19,091	0:14,723	0:15,071	0:49,075	0:18,930	0:15,355	0:14,790
Runde 7	0:48,262	0:19,076	0:14,710	0:14,476	0:48,547	0:19,062	0:15,059	0:14,426	0:48,634	0:19,132	0:14,887	0:14,615	0:48,942	0:19,381	0:14,745	0:14,816	0:51,035	0:19,012	0:15,020	0:17,003
Runde 8	0:48,438	0:19,111	0:14,752	0:14,575																
Runde 9	0:48,450	0:19,131	0:14,802	0:14,517																

Qualifying practice DKM (OK-Junior) Group 2 Group 2

Die schnellsten Zeiten

Ort	Nr. Fahrername	Zeit	Streckenk.	Ø Speed
Ziel	139 0 sullivan,Zak	0:47,722	1200 m	90,5 km/h
Sektion 1	139 0 sullivan,Zak	0:18,883	531 m	101,2 km/h
Sektion 2	139 0 sullivan,Zak	0:14,485	390 m	96,9 km/h
Sektion 3	139 0 sullivan,Zak	0:14,233	279 m	70,6 km/h

	Smr.110 Rosam,Max DEU TR Motorsport			Smr.125 Karlsson,William SWE JP Racing			Smr.151 Stadshader,Gilles BEL Daems Racing Team			Smr.127 Primm,Simon Connor DEU Team NKS			Smr.113 Tohum,Arthur DEU TR Motorsport							
	theoretisch mögliche Bestzeit	Ziel	Bestzeit	theoretisch mögliche Bestzeit	Ziel	Bestzeit	theoretisch mögliche Bestzeit	Ziel	Bestzeit	theoretisch mögliche Bestzeit	Ziel	Bestzeit	theoretisch mögliche Bestzeit	Ziel	Bestzeit					
best	0:48,445	0:19,105	0:14,729	0:14,320	0:48,454	0:19,146	0:14,802	0:14,466	0:48,464	0:19,001	0:14,782	0:14,570	0:48,482	0:19,141	0:14,830	0:14,409	0:48,528	0:19,199	0:14,885	0:14,374
Runde 1	0:51,949	0:20,315	0:16,566	0:15,068	0:49,682	0:19,836	0:15,201	0:14,645	0:50,160	0:20,250	0:15,176	0:14,734	0:50,107	0:20,160	0:15,268	0:14,679	0:55,235	0:22,844	0:16,323	0:16,068
Runde 2	0:50,492	0:19,639	0:16,348	0:14,505	0:48,839	0:19,393	0:14,891	0:14,555	0:50,316	0:19,443	0:15,318	0:15,555	0:48,838	0:19,269	0:14,979	0:14,590	0:50,111	0:19,507	0:15,122	0:15,482
Runde 3	0:48,814	0:19,364	0:14,927	0:14,523	0:48,550	0:19,282	0:14,802	0:14,466	0:49,863	0:19,305	0:15,307	0:15,251	0:48,482	0:19,158	0:14,915	0:14,409	1:03,298	0:31,555	0:15,325	0:16,418
Runde 4	0:48,445	0:19,178	0:14,780	0:14,487	0:50,240	0:19,534	0:16,141	0:14,565	0:48,700	0:19,163	0:14,825	0:14,712	0:48,615	0:19,195	0:14,841	0:14,579	0:56,915	0:24,807	0:17,580	0:14,528
Runde 5	0:48,545	0:19,214	0:14,903	0:14,428	0:48,511	0:19,146	0:14,855	0:14,510	0:48,637	0:19,085	0:14,982	0:14,570	0:48,937	0:19,244	0:15,207	0:14,486	0:48,739	0:19,380	0:14,922	0:14,437
Runde 6	0:48,695	0:19,160	0:14,892	0:14,643	0:48,454	0:19,148	0:14,818	0:14,488	0:50,094	0:19,079	0:15,987	0:15,028	0:48,531	0:19,226	0:14,830	0:14,475	0:48,599	0:19,199	0:14,885	0:14,515
Runde 7	0:48,557	0:19,231	0:15,006	0:14,320	0:51,114	0:19,225	0:16,135	0:15,754	0:48,464	0:19,001	0:14,782	0:14,681	0:48,488	0:19,141	0:14,832	0:14,515	0:48,528	0:19,260	0:14,894	0:14,374
Runde 8	0:48,480	0:19,105	0:14,729	0:14,646																
Runde 9	0:52,425	0:19,625	0:15,366	0:17,434																

Qualifying practice DKM (OK-Junior) Group 2 Group 2

Die schnellsten Zeiten

Ort	Nr. Fahrername	Zeit	Streckenl.	Ø Speed
Ziel	139 0' sullivan,Zak	0:47,722	1200 m	90,5 km/h
Sektion 1	139 0' sullivan,Zak	0:18,883	531 m	101,2 km/h
Sektion 2	139 0' sullivan,Zak	0:14,485	390 m	96,9 km/h
Sektion 3	139 0' sullivan,Zak	0:14,233	279 m	70,6 km/h

best	Smr.111 Naude,Toni Kayla CHE Innovate Competition		Smr.166 Zug,Lilly DEU TB Racing Team		Smr.121 Bröer,Cherine DEU CRG Holland		Ziel	Sektion 1	Sektion 2	Sektion 3		
	theoretisch mögliche Bestzeit	0:48,444	theoretisch mögliche Bestzeit	0:48,564	theoretisch mögliche Bestzeit	0:48,592						
Runde 1	0:49,592	0:19,745	0:15,233	0:14,614	0:49,979	0:20,042	0:15,305	0:14,632	0:49,993	0:19,834	0:15,473	0:14,686
Runde 2	0:51,446	0:19,455	0:16,483	0:15,508	0:49,347	0:19,567	0:15,097	0:14,683	0:50,161	0:19,604	0:15,530	0:15,027
Runde 3	0:51,151	0:21,601	0:15,068	0:14,482	0:48,734	0:19,350	0:14,905	0:14,479	0:49,516	0:19,792	0:15,115	0:14,609
Runde 4	0:49,490	0:19,238	0:15,262	0:14,990	0:49,605	0:19,298	0:15,834	0:14,473	0:49,495	0:19,998	0:14,930	0:14,567
Runde 5	0:48,703	0:19,184	0:14,995	0:14,524	0:48,895	0:19,269	0:15,153	0:14,473	0:48,676	0:19,163	0:14,862	0:14,651
Runde 6	0:49,568	0:19,087	0:15,268	0:15,213	0:48,618	0:19,281	0:14,886	0:14,451	0:49,157	0:19,328	0:15,052	0:14,777
Runde 7	0:48,569	0:19,177	0:14,875	0:14,517	0:48,636	0:19,227	0:14,919	0:14,490	0:48,845	0:19,290	0:14,874	0:14,681
Runde 8												

Qualifying practice DJKM (DK-Junior) Group 1

Strecke / track: 1200m

started: 24 classified: 24 not classified: 0

Doc. 9

Pos	Str. Nr.	Fahrer Driver	Nation	Bewerber/Sponsor	Nation	Lizenz / B-Lizenz	Chassis/Motor/Beifen	Runden Laps	Gesamtzeit Differenz	Abstand Gap	beste Runde best Lap	in R. in L.	Geschw. Speed
1	119	Trulli, Enzo	ITA	CRG Holland	NLD	37053 15521	CRG / TM / Vega	10			0:47,705	6	90,6 km/h
2	137	Laurson, Conrad	DNK	Ricky Flynn Motorsport	GBR	43232 162392	FA Kart / Vortex / Vega	8	0:00,019	0:00,019	0:47,724	5	90,5 km/h
3	138	Askey, Kai	GBR	Ricky Flynn Motorsport	GBR	2976774 162392	FA Kart / Vortex / Vega	9	0:00,046	0:00,027	0:47,751	5	90,5 km/h
4	120	Spina, Alfio Andrea	ITA	CRG Holland	NLD	366688 15521	CRG / TM / Vega	9	0:00,198	0:00,152	0:47,903	5	90,2 km/h
5	133	Voncken, Luca	DEU	DS Kartsport	DEU	IKCJ 1153982 KBF 1154357	Mach1 / TM / Vega	8	0:00,202	0:00,004	0:47,907	3	90,2 km/h
6	161	Brienza, Joseph	USA	Ward Racing	SWE	K1852-SK-18 JR-C 102	Tonykart / Vortex / Vega	8	0:00,220	0:00,018	0:47,925	5	90,1 km/h
7	142	Pizzi, Francesco	ITA	BIREL ART RACING S.R.L.	ITA	353078 370004	Birel Art / TM / Vega	9	0:00,264	0:00,044	0:47,969	9	90,1 km/h
8	143	Ten Brinke, Thomas	NLD	BIREL ART RACING S.R.L.	ITA	40662 370004	BIREL ART / TM / Vega	8	0:00,278	0:00,014	0:47,983	5	90,0 km/h
9	146	Huang, Xizhang	CHI	CRG Holland	NLD	18 KC 1039 15521	/ / Vega	8	0:00,296	0:00,018	0:48,001	8	90,0 km/h
10	160	Haralampiev, Maksim	DEU	Maxim Racing Sport	DEU	IKCJ 1169591 KBF 1167038	EXPRIT / TM / Vega	9	0:00,362	0:00,066	0:48,067	5	89,9 km/h
11	140	Scianti, Enzo	USA	CRG Holland	NLD	K1845-SK-18 JR-C 15521	CRG / TM / Vega	8	0:00,409	0:00,047	0:48,114	7	89,8 km/h
12	105	Bergmeister, Jakob	DEU	Schumacher Racing Team	DEU	IKCJ 1156048 KBF 106 75 87	Tony Kart / Vortex / Vega	9	0:00,419	0:00,010	0:48,124	7	89,8 km/h
13	116	Zanfari, Suleiman	MAR	LOTUS RACING KARTS	SVN	003/0/2018 0225	Tony Kart / Vortex / Vega	8	0:00,450	0:00,031	0:48,155	6	89,7 km/h
14	155	Speck, Luis Laurin	DEU	Tbkart S.r.l.	ITA	IKCJ 1167417 297356	TB-Kart / Parilla / Vega	8	0:00,465	0:00,015	0:48,170	7	89,7 km/h
15	109	Mesch, Joel	DEU	KSM Schumacher Racing Team	DEU	IKCJ 1179312 KBF 1067587	Tony Kart / Vortex / Vega	7	0:00,472	0:00,007	0:48,177	6	89,7 km/h
16	114	Ried, Jonas	DEU	Solgat Motorsport	DEU	IKCJ 1167350 KBF 1079882	Ricciardo / TM / Vega	8	0:00,529	0:00,057	0:48,234	5	89,6 km/h
17	107	Hantke, Nico	DEU	3G Racing	DEU	IKCJ 1145936 KBF 1164077	Tony Kart / Parilla / Vega	9	0:00,670	0:00,141	0:48,375	5	89,3 km/h
18	122	Ringdahl, Neo	SWE	JP Racing	SWE	200603285693 105	Exprit / Vortex / Vega	9	0:00,724	0:00,054	0:48,429	4	89,2 km/h
19	158	Ebner, Moritz	ITA	Markus Ebner	ITA	404081 03971	ENERGY / TM / Vega	8	0:00,895	0:00,171	0:48,600	3	88,9 km/h
20	134	Eichenberger, Gaia	CHE	CPB SPORT	FRA	K18045 232241-10	SODI / TM / Vega	9	0:00,927	0:00,032	0:48,632	5	88,8 km/h
21	112	Lagrotteria, Antonio	CHE	Innovate Competition	CHE	8360 500033	Exprit / TM / Vega	8	0:00,930	0:00,003	0:48,635	3	88,8 km/h
22	154	Bönighausen, Colin Jamic	DEU	KSM Schumacher Racing Team	DEU	IKCJ 1179397 KBF 1067587	Tony Kart / Vortex / Vega	8	0:00,940	0:00,010	0:48,645	8	88,8 km/h
23	108	Weimann, Jule	DEU	Solgat Motorsport	DEU	IKCJ 1159312 KBF1079882	Birel / TM / Vega	8	0:01,146	0:00,206	0:48,851	4	88,4 km/h
24	106	Pingasov, Miron	ESP	Team Oakes	GBR	ITCRJR-0004-ESP 269892	Exprit / Vortex / Vega	2	0:01,686	0:00,540	0:49,391	2	87,5 km/h

Rennleitung: Kai Medefind Racedirektor: Thomas Lainer
 Sportkommissare: Th. Ferrero / U. Bell / H. Seidel / P. Acerbi
 Techn. Kommissare: H.-J. / M. Grasshoff / C. Schmidt / D. Pietzko / M. Somera / A. Mazzanti
 Zeitnahme: KART-DATA timing service Franz Schieszler / Martin Summerer

Zeitinghyme / timekeeping
 control *Schieszler*
 Franz Schieszler
 Aushangzeit : 11:11:44

Qualifying practice DJKM (OK-Junior) Group 1

Strecke / track: 1200 started: 24 classified: 24 not classified: 0

Fahrername Driver	Trulli Enzo	Laurson Conrad	Askey Kai	Spina Alfio Andrea	Voncken Luca	Brienza Joseph	Pizzi Francesco	Ten Brinke Thomas	Huang Xizhang	Haralampiev Maksim	Scionti Enzo	Bergmeister Jakob
schnellste Runde in Runde	0:47,705 Rn. 6	0:47,724 Rn. 5	0:47,751 Rn. 5	0:47,903 Rn. 5	0:47,907 Rn. 3	0:47,925 Rn. 5	0:47,969 Rn. 9	0:47,983 Rn. 5	0:48,001 Rn. 8	0:48,067 Rn. 5	0:48,114 Rn. 7	0:48,124 Rn. 7
Speed	90,6 km/h	90,5 km/h	90,5 km/h	90,2 km/h	90,2 km/h	90,1 km/h	90,1 km/h	90,0 km/h	90,0 km/h	89,9 km/h	89,8 km/h	89,8 km/h
Lap 1	0:50,805	0:49,486	0:49,652	0:53,696	0:49,289	0:50,671	0:49,602	0:49,428	0:50,903	0:54,194	0:49,098	0:53,589
Lap 2	0:49,165	0:48,887	0:49,678	0:48,384	0:48,222	0:57,267	0:48,285	0:55,344	0:50,317	0:48,864	0:48,662	0:49,273
Lap 3	0:48,440	0:48,167	0:48,079	0:48,046	0:47,907	0:49,063	0:48,691	0:49,126	0:48,361	0:50,082	0:48,309	0:48,617
Lap 4	0:47,913	0:47,742	0:48,463	0:47,913	0:48,132	0:48,238	0:48,026	0:48,309	0:48,131	0:48,630	0:48,147	0:49,291
Lap 5	0:48,918	0:47,724	0:47,751	0:47,903	0:47,997	0:47,925	0:48,034	0:47,983	0:48,073	0:48,067	0:48,363	0:48,436
Lap 6	0:47,705	0:48,957	0:49,476	0:47,976	0:48,069	0:48,227	0:49,629	0:48,035	0:48,392	0:48,221	0:48,301	0:48,293
Lap 7	0:48,635	0:48,424	0:47,871	0:47,940	0:48,437	0:48,090	0:48,046	0:48,238	0:48,119	0:48,925	0:48,114	0:48,124
Lap 8	0:47,904	0:48,055	0:48,019	0:47,915	0:48,293	0:48,383	0:48,458	0:48,223	0:48,001	0:49,345	0:48,321	0:48,303
Lap 9	0:47,947		0:47,898	0:48,172			0:47,969			0:48,334		0:48,428
Lap 10	0:47,844											

Qualifying practice DJKM (OK-Junior) Group 1

Strecke / track: 1200 started: 24 classified: 24 not classified: 0

Fahrername Driver	Zanfari Suleiman	Speck Luis Laurin	Mesch Joel	Ried Jonas	Hantke Nico	Ringdahl Neo	Ebner Moritz	Eichenberger Gaia	Lagrotteria Antonio	Bönighausen Colin Jamie	Weimann Jule	Pingasov Miron
schnellste Runde in Runde	0:48,155 Rn. 6	0:48,170 Rn. 7	0:48,177 Rn. 6	0:48,234 Rn. 5	0:48,375 Rn. 5	0:48,429 Rn. 4	0:48,600 Rn. 3	0:48,632 Rn. 5	0:48,635 Rn. 3	0:48,645 Rn. 8	0:48,851 Rn. 4	0:49,391 Rn. 2
Speed	89,7 km/h	89,7 km/h	89,7 km/h	89,6 km/h	89,3 km/h	89,2 km/h	88,9 km/h	88,8 km/h	88,8 km/h	88,8 km/h	88,4 km/h	87,5 km/h
Lap 1	0:50,340	0:50,213	0:51,059	0:49,400	0:52,275	0:54,874	0:51,549	0:52,366	0:49,758	0:50,006	0:50,689	0:56,832
Lap 2	0:49,384	0:48,835	0:48,789	0:48,617	0:48,792	0:49,642	0:48,945	0:49,324	0:48,949	0:49,031	0:49,301	0:49,391
Lap 3	0:48,654	0:48,420	0:48,304	0:48,607	0:49,063	0:48,951	0:48,600	0:48,915	0:48,635	0:48,838	0:48,959	
Lap 4	0:48,188	0:48,217	0:48,206	0:48,336	0:48,603	0:48,429	0:48,944	0:48,750	0:48,699	0:48,676	0:48,851	
Lap 5	0:49,203	0:48,226	0:48,326	0:48,234	0:48,375	0:48,439	0:48,655	0:48,632	0:48,823	0:48,674	0:49,367	
Lap 6	0:48,155	0:48,372	0:48,177	0:48,841	0:48,417	0:48,483	0:48,685	0:51,586	0:48,917	0:51,418	0:49,258	
Lap 7	0:48,456	0:48,170	0:48,928	0:48,607	0:50,035	0:48,798	0:48,841	0:49,476	0:49,548	0:48,724	0:49,091	
Lap 8	0:48,454	0:48,853		0:48,592	0:49,051	0:48,918	0:48,983	0:49,076	0:48,741	0:48,645	0:49,245	
Lap 9					0:48,560	0:48,957		0:49,288				
Lap 10												



Qualifying practice DJKM (OK-Junior) Group 1 Group 1

Ziel		Sektion 1		Sektion 2		Sektion 3	
Fahrername	Zeit	Fahrername	Zeit	Fahrername	Zeit	Fahrername	Zeit
1 119 Trulli,Enzo	0:47,705	137 Laursen,Conrad	0:18,842	119 Trulli,Enzo	0:14,507	120 Spina,Alfio Andrea	0:14,159
2 137 Laursen,Conrad	0:47,724	119 Trulli,Enzo	0:18,853	138 Askey,Kai	0:14,523	133 Voncken,Luca	0:14,213
3 138 Askey,Kai	0:47,751	140 Scionti,Enzo	0:18,853	137 Laursen,Conrad	0:14,527	142 Pizzi,Francesco	0:14,272
4 120 Spina,Alfio Andrea	0:47,903	138 Askey,Kai	0:18,866	120 Spina,Alfio Andrea	0:14,559	143 Ten Brinke,Thomas	0:14,284
5 133 Voncken,Luca	0:47,907	161 Brienza,Joseph	0:18,887	105 Bergmeister,Jakob	0:14,566	137 Laursen,Conrad	0:14,293
6 161 Brienza,Joseph	0:47,925	120 Spina,Alfio Andrea	0:18,890	142 Pizzi,Francesco	0:14,584	119 Trulli,Enzo	0:14,315
7 142 Pizzi,Francesco	0:47,969	133 Voncken,Luca	0:18,903	146 Huang,Xizhang	0:14,597	138 Askey,Kai	0:14,321
8 143 Ten Brinke,Thomas	0:47,983	116 Zanfari,Suleiman	0:18,907	133 Voncken,Luca	0:14,609	146 Huang,Xizhang	0:14,344
9 146 Huang,Xizhang	0:48,001	109 Mesch,Joel	0:18,945	155 Speck,Luis Laurin	0:14,622	161 Brienza,Joseph	0:14,357
10 160 Haralampiev,Maksim	0:48,067	142 Pizzi,Francesco	0:18,952	160 Haralampiev,Maksim	0:14,623	160 Haralampiev,Maksim	0:14,359
11 140 Scionti,Enzo	0:48,114	146 Huang,Xizhang	0:18,974	109 Mesch,Joel	0:14,623	114 Ried,Jonas	0:14,383
12 105 Bergmeister,Jakob	0:48,124	155 Speck,Luis Laurin	0:19,010	143 Ten Brinke,Thomas	0:14,638	140 Scionti,Enzo	0:14,389
13 116 Zanfari,Suleiman	0:48,155	143 Ten Brinke,Thomas	0:19,013	161 Brienza,Joseph	0:14,657	155 Speck,Luis Laurin	0:14,399
14 155 Speck,Luis Laurin	0:48,170	114 Ried,Jonas	0:19,056	140 Scionti,Enzo	0:14,667	116 Zanfari,Suleiman	0:14,447
15 109 Mesch,Joel	0:48,177	154 Bönighausen,Colin Jamir	0:19,057	114 Ried,Jonas	0:14,686	107 Hamtke,Nico	0:14,454
16 114 Ried,Jonas	0:48,234	105 Bergmeister,Jakob	0:19,063	107 Hamtke,Nico	0:14,727	105 Bergmeister,Jakob	0:14,472
17 107 Hamtke,Nico	0:48,375	122 Ringdahl,Neo	0:19,063	116 Zanfari,Suleiman	0:14,744	109 Mesch,Joel	0:14,482
18 122 Ringdahl,Neo	0:48,429	160 Haralampiev,Maksim	0:19,085	122 Ringdahl,Neo	0:14,761	122 Ringdahl,Neo	0:14,511
19 158 Ebner,Moritz	0:48,600	158 Ebner,Moritz	0:19,147	158 Ebner,Moritz	0:14,809	108 Weimann,Julie	0:14,512
20 134 Eichenberger,Gaia	0:48,632	107 Hamtke,Nico	0:19,150	154 Bönighausen,Colin Jamir	0:14,824	134 Eichenberger,Gaia	0:14,530
21 112 Lagrotteria,Antonio	0:48,635	112 Lagrotteria,Antonio	0:19,152	134 Eichenberger,Gaia	0:14,869	112 Lagrotteria,Antonio	0:14,537
22 154 Bönighausen,Colin Jamir	0:48,645	134 Eichenberger,Gaia	0:19,233	112 Lagrotteria,Antonio	0:14,901	158 Ebner,Moritz	0:14,545
23 108 Weimann,Julie	0:48,851	108 Weimann,Julie	0:19,256	108 Weimann,Julie	0:14,957	154 Bönighausen,Colin Jamir	0:14,593
24 106 Pingasov,Miron	0:49,391	106 Pingasov,Miron	0:19,686	106 Pingasov,Miron	0:15,049	106 Pingasov,Miron	0:14,656

Qualifying practice DJKM (OK-Junior) Group 1 Group 1

Die schnellsten Zeiten

Ort	Nr. Fahrername	Zeit	Streckenk.	Ø Speed
Ziel	119 Trulli, Enzo	0:47,705	1200 m	90,6 km/h
Sektion 1	137 Laursen, Conrad	0:18,842	531 m	101,5 km/h
Sektion 2	119 Trulli, Enzo	0:14,507	390 m	96,8 km/h
Sektion 3	120 Spina, Alfio Andrea	0:14,159	279 m	70,9 km/h

	Smr.119 Trulli, Enzo ITA CRG Holland	Smr.137 Laursen, Conrad DNK Ricky Flynn Motorsport	Smr.138 Askey, Kai GBR Ricky Flynn Motorsport	Smr.120 Spina, Alfio Andrea ITA CRG Holland	Smr.133 Voncken, Luca DEU DS Kartsport
	theoretisch mögliche Bestzeit 0:47,675	theoretisch mögliche Bestzeit 0:47,662	theoretisch mögliche Bestzeit 0:47,710	theoretisch mögliche Bestzeit 0:47,608	theoretisch mögliche Bestzeit 0:47,725
best	Ziel Sektion 1 0:18,853 0:14,507 0:14,315	Ziel Sektion 1 0:18,842 0:14,527 0:14,293	Ziel Sektion 1 0:18,866 0:14,523 0:14,321	Ziel Sektion 1 0:18,890 0:14,559 0:14,159	Ziel Sektion 1 0:18,903 0:14,609 0:14,213
Runde 1	0:50,805 0:19,842 0:16,403 0:14,560	0:49,486 0:19,902 0:15,069 0:14,515	0:49,652 0:19,823 0:15,337 0:14,492	0:53,696 0:21,796 0:17,460 0:14,440	0:49,289 0:19,822 0:14,984 0:14,483
Runde 2	0:49,165 0:19,660 0:15,019 0:14,486	0:48,887 0:19,202 0:15,006 0:14,679	0:49,678 0:19,478 0:15,671 0:14,529	0:48,384 0:19,305 0:14,920 0:14,159	0:48,222 0:19,111 0:14,748 0:14,363
Runde 3	0:48,440 0:19,091 0:14,903 0:14,446	0:48,167 0:18,951 0:14,757 0:14,459	0:48,079 0:19,102 0:14,602 0:14,375	0:48,046 0:18,958 0:14,651 0:14,437	0:47,907 0:18,903 0:14,645 0:14,359
Runde 4	0:47,913 0:18,972 0:14,594 0:14,347	0:47,742 0:18,889 0:14,560 0:14,293	0:48,463 0:18,952 0:15,026 0:14,485	0:47,913 0:19,001 0:14,559 0:14,353	0:48,132 0:19,215 0:14,704 0:14,213
Runde 5	0:48,918 0:19,069 0:15,444 0:14,405	0:47,724 0:18,842 0:14,527 0:14,355	0:47,751 0:18,903 0:14,527 0:14,662	0:47,903 0:18,890 0:14,724 0:14,289	0:47,997 0:18,926 0:14,609 0:14,462
Runde 6	0:47,705 0:18,853 0:14,519 0:14,333	0:48,957 0:18,879 0:15,720 0:14,358	0:49,476 0:18,961 0:15,853 0:14,662	0:47,976 0:19,059 0:14,583 0:14,334	0:48,069 0:19,068 0:14,657 0:14,344
Runde 7	0:48,635 0:19,023 0:15,297 0:14,315	0:48,424 0:18,902 0:14,687 0:14,835	0:47,871 0:18,866 0:14,638 0:14,367	0:47,940 0:19,017 0:14,648 0:14,275	0:48,437 0:18,979 0:15,013 0:14,445
Runde 8	0:47,904 0:18,953 0:14,507 0:14,444	0:48,055 0:18,885 0:14,580 0:14,590	0:48,019 0:18,931 0:14,602 0:14,486	0:47,915 0:18,968 0:14,575 0:14,372	0:48,293 0:19,234 0:14,661 0:14,398
Runde 9	0:47,947 0:18,989 0:14,575 0:14,383		0:47,898 0:19,039 0:14,523 0:14,336	0:48,172 0:19,011 0:14,775 0:14,386	
Runde 10	0:47,844 0:18,945 0:14,533 0:14,366				

Qualifying practice DJKM (OK-Junior) Group 1 Group 1

Die schnellsten Zeiten

Ort	Nr. Fahrername	Zeit	Streckenl.	Ø Speed
Ziel	119 Trulli, Enzo	0:47,705	1200 m	90,6 km/h
Sektion 1	137 Laursen, Conrad	0:18,842	531 m	101,5 km/h
Sektion 2	119 Trulli, Enzo	0:14,507	390 m	96,8 km/h
Sektion 3	120 Spina, Alfio Andrea	0:14,159	279 m	70,9 km/h

best	Smr.161 Brienza, Joseph USA Word Racing			Smr.142 Pizzi, Francesco ITA BIREL ART RACING S.R.L.			Smr.143 Ten Brinke, Thomas NLD BIREL ART RACING S.R.L.			Smr.146 Huang, Xizhang CHI CRG Holland			Smr.160 Haralampijev, Maksim DEU Maxim Racing Sport		
	theoretisch mögliche Bestzeit	Sektion 2	Sektion 3	theoretisch mögliche Bestzeit	Sektion 1	Sektion 2	Sektion 3	theoretisch mögliche Bestzeit	Sektion 1	Sektion 2	Sektion 3	theoretisch mögliche Bestzeit	Sektion 1	Sektion 2	Sektion 3
Runde 1	0:50,671	0:18,987	0:14,657	0:47,925	0:18,952	0:14,584	0:14,272	0:49,428	0:19,837	0:15,152	0:14,439	0:50,903	0:20,419	0:15,286	0:15,198
Runde 2	0:57,267	0:19,186	0:15,610	0:48,285	0:19,147	0:14,866	0:14,272	0:55,344	0:19,130	0:18,783	0:17,431	0:50,317	0:19,961	0:15,417	0:14,939
Runde 3	0:49,063	0:19,514	0:15,040	0:48,691	0:19,727	0:14,689	0:14,275	0:49,126	0:19,810	0:14,930	0:14,386	0:48,361	0:19,176	0:14,767	0:14,418
Runde 4	0:48,238	0:18,953	0:14,795	0:48,026	0:18,952	0:14,741	0:14,333	0:48,309	0:19,104	0:14,816	0:14,389	0:48,131	0:19,085	0:14,702	0:14,344
Runde 5	0:47,925	0:18,887	0:14,681	0:48,034	0:19,122	0:14,617	0:14,295	0:47,983	0:19,061	0:14,638	0:14,284	0:48,073	0:18,974	0:14,730	0:14,369
Runde 6	0:48,227	0:18,934	0:14,843	0:49,629	0:19,439	0:15,875	0:14,315	0:48,035	0:19,013	0:14,656	0:14,366	0:48,392	0:19,138	0:14,817	0:14,437
Runde 7	0:48,090	0:18,947	0:14,657	0:48,046	0:19,025	0:14,632	0:14,389	0:48,238	0:19,132	0:14,746	0:14,360	0:48,119	0:19,057	0:14,597	0:14,465
Runde 8	0:48,383	0:18,965	0:14,766	0:48,458	0:19,037	0:14,625	0:14,796	0:48,223	0:19,138	0:14,708	0:14,377	0:48,001	0:18,992	0:14,623	0:14,386
Runde 9				0:47,969	0:19,057	0:14,584	0:14,328								
Runde 10															

Qualifying practice DJKM (OK-Junior) Group 1 Group 1
Die schnellsten Zeiten

Ort	Nr. Fahrername	Zeit	Streckenl.	Ø Speed
Ziel	119 Trulli, Enzo	0:47,705	1200 m	90,6 km/h
Sektion 1	137 Laursen, Conrad	0:18,842	531 m	101,5 km/h
Sektion 2	119 Trulli, Enzo	0:14,507	390 m	96,8 km/h
Sektion 3	120 Spina, Alfio Andrea	0:14,159	279 m	70,9 km/h

	Smr.140 Scionti, Enzo USA CRG Holland			Smr.105 Bergmeister, Jakob DEU Schumacher Racing Team			Smr.116 Zanfari, Suleiman MAR LOTUS RACING KARTS			Smr.155 Speck, Luis Laurin DEU Tbkart S.r.l.			Smr.109 Mesch, Joel DEU KSM Schumacher Racing Team			
	theoretisch mögliche Bestzeit	Ziel	Bestzeit	theoretisch mögliche Bestzeit	Ziel	Bestzeit	theoretisch mögliche Bestzeit	Ziel	Bestzeit	theoretisch mögliche Bestzeit	Ziel	Bestzeit	theoretisch mögliche Bestzeit	Ziel	Bestzeit	
best	0:48,114	0:18,853	0:14,667	0:14,389	0:48,124	0:19,063	0:14,566	0:14,472	0:48,170	0:19,010	0:14,622	0:14,399	0:48,177	0:18,945	0:14,623	0:14,482
Runde 1	0:49,098	0:19,579	0:15,014	0:14,505	0:53,589	0:21,638	0:17,035	0:14,916	0:50,213	0:20,015	0:15,365	0:14,833	0:51,059	0:20,706	0:15,720	0:14,633
Runde 2	0:48,662	0:19,066	0:15,022	0:14,574	0:49,273	0:19,782	0:15,012	0:14,479	0:48,835	0:19,233	0:15,028	0:14,574	0:48,789	0:19,332	0:14,906	0:14,551
Runde 3	0:48,309	0:19,057	0:14,797	0:14,455	0:48,617	0:19,212	0:14,721	0:14,684	0:48,420	0:19,249	0:14,772	0:14,399	0:48,304	0:19,091	0:14,695	0:14,518
Runde 4	0:48,147	0:18,998	0:14,667	0:14,482	0:49,291	0:19,109	0:14,842	0:15,340	0:48,217	0:19,078	0:14,672	0:14,467	0:48,206	0:18,996	0:14,728	0:14,482
Runde 5	0:48,363	0:18,995	0:14,970	0:14,398	0:48,436	0:19,138	0:14,655	0:14,643	0:48,226	0:19,089	0:14,707	0:14,430	0:48,326	0:19,001	0:14,659	0:14,666
Runde 6	0:48,301	0:19,166	0:14,746	0:14,389	0:48,293	0:19,119	0:14,566	0:14,608	0:48,372	0:19,010	0:14,812	0:14,550	0:48,177	0:18,945	0:14,690	0:14,542
Runde 7	0:48,114	0:18,952	0:14,761	0:14,401	0:48,124	0:19,063	0:14,589	0:14,472	0:48,170	0:19,091	0:14,622	0:14,457	0:48,928	0:18,986	0:14,623	0:15,319
Runde 8	0:48,321	0:18,853	0:15,012	0:14,456	0:48,303	0:19,108	0:14,595	0:14,600	0:48,853	0:19,532	0:14,760	0:14,561				
Runde 9					0:48,428	0:19,128	0:14,784	0:14,516								
Runde 10																

Qualifying practice DJKM (OK-Junior) Group 1 Group 1

Die schnellsten Zeiten			
Ort	Nr. Fahrername	Zeit	σ Speed
Ziel	119 Trulli, Enzo	0:47,705	90,6 km/h
Sektion 1	137 Laurean, Conrad	0:18,842	101,5 km/h
Sektion 2	119 Trulli, Enzo	0:14,507	96,8 km/h
Sektion 3	120 Spina, Alfio Andrea	0:14,159	70,9 km/h

	Smr.114 Ried, Jonas DEU Solgat Motorsport			Smr.107 Hamtke, Nico DEU 3G Racing			Smr.122 Ringdahl, Neo SWE JP Racing			Smr.158 Ebner, Moritz ITA Markus Ebner			Smr.134 Eichenberger, Gaia CHE CPB SPORT		
	theoretisch mögliche Bestzeit	Ziel	Sektion 3	theoretisch mögliche Bestzeit	Ziel	Sektion 3	theoretisch mögliche Bestzeit	Ziel	Sektion 3	theoretisch mögliche Bestzeit	Ziel	Sektion 3	theoretisch mögliche Bestzeit	Ziel	Sektion 3
best	0:48,234	0:19,056	0:14,686	0:48,375	0:19,150	0:14,727	0:48,429	0:19,063	0:14,511	0:48,600	0:19,147	0:14,809	0:48,632	0:19,233	0:14,869
Runde 1	0:49,400	0:19,713	0:15,139	0:52,275	0:21,264	0:16,394	0:54,874	0:20,753	0:18,591	0:51,549	0:21,630	0:15,361	0:52,366	0:20,701	0:16,732
Runde 2	0:48,617	0:19,299	0:14,868	0:48,792	0:19,266	0:15,000	0:49,642	0:19,780	0:15,323	0:48,945	0:19,338	0:14,964	0:49,324	0:19,484	0:15,094
Runde 3	0:48,607	0:19,247	0:14,828	0:49,063	0:19,227	0:15,148	0:48,951	0:19,282	0:15,037	0:48,600	0:19,147	0:14,884	0:48,915	0:19,240	0:15,053
Runde 4	0:48,336	0:19,210	0:14,743	0:48,603	0:19,335	0:14,814	0:48,429	0:19,144	0:14,761	0:48,944	0:19,578	0:14,821	0:48,750	0:19,252	0:14,920
Runde 5	0:48,234	0:19,140	0:14,686	0:48,375	0:19,150	0:14,761	0:48,439	0:19,105	0:14,823	0:48,655	0:19,156	0:14,809	0:48,632	0:19,233	0:14,869
Runde 6	0:48,841	0:19,171	0:14,765	0:48,417	0:19,182	0:14,727	0:48,483	0:19,063	0:14,764	0:48,685	0:19,240	0:14,869	0:51,586	0:19,476	0:16,344
Runde 7	0:48,607	0:19,056	0:15,025	0:50,035	0:19,679	0:15,763	0:48,798	0:19,309	0:14,925	0:48,841	0:19,252	0:14,813	0:49,476	0:19,728	0:14,926
Runde 8	0:48,592	0:19,116	0:14,939	0:49,051	0:19,162	0:14,997	0:48,918	0:19,320	0:14,870	0:48,983	0:19,374	0:14,859	0:49,076	0:19,329	0:15,182
Runde 9				0:48,560	0:19,279	0:14,791	0:48,957	0:19,420	0:14,926	0:48,983	0:19,374	0:14,859	0:49,288	0:19,732	0:14,992
Runde 10															

Qualifying practice DJKM (OK-Junior) Group 1 Group 1

Die schnellsten Zeiten

Ort	Nr. Fahrername	Zeit	Streckenkil.	Ø Speed
Ziel	119 Trulli, Enzo	0:47,705	1200 m	90,6 km/h
Sektion 1	137 Laursen, Conrad	0:18,842	531 m	101,5 km/h
Sektion 2	119 Trulli, Enzo	0:14,507	390 m	96,8 km/h
Sektion 3	120 Spina, Alfio Andrea	0:14,159	279 m	70,9 km/h

	Smr.112 Lagrotteria, Antonio CHE Innovate Competition theoretisch mögliche Bestzeit 0:48,590	Smr.154 Bönighausen, Colin Jamie DEU KSM Schumacher Racing Team theoretisch mögliche Bestzeit 0:48,474	Smr.108 Weimann, Jule DEU Solgat Motorsport theoretisch mögliche Bestzeit 0:48,725	Smr.106 Pingasov, Miron ESP Team Oakes theoretisch mögliche Bestzeit 0:49,391	Ziel	Sektion 1	Sektion 2	Sektion 3				
best	0:48,635	0:19,152	0:14,901	0:14,537	0:49,758	0:19,208	0:15,231	0:14,619	0:49,391	0:19,686	0:15,049	0:14,656
Runde 1	0:49,758	0:19,208	0:15,231	0:14,619	0:48,949	0:19,366	0:14,966	0:14,617	0:49,391	0:19,686	0:15,049	0:14,656
Runde 2	0:48,949	0:19,366	0:14,966	0:14,617	0:48,635	0:19,189	0:14,901	0:14,545	0:49,391	0:19,686	0:15,049	0:14,656
Runde 3	0:48,635	0:19,189	0:14,901	0:14,545	0:48,699	0:19,155	0:15,007	0:14,537	0:49,391	0:19,686	0:15,049	0:14,656
Runde 4	0:48,699	0:19,155	0:15,007	0:14,537	0:48,823	0:19,198	0:14,915	0:14,710	0:49,391	0:19,686	0:15,049	0:14,656
Runde 5	0:48,823	0:19,198	0:14,915	0:14,710	0:48,917	0:19,152	0:15,007	0:14,758	0:49,391	0:19,686	0:15,049	0:14,656
Runde 6	0:48,917	0:19,152	0:15,007	0:14,758	0:48,724	0:19,243	0:15,445	0:14,860	0:49,391	0:19,686	0:15,049	0:14,656
Runde 7	0:49,548	0:19,243	0:15,445	0:14,860	0:48,741	0:19,248	0:14,925	0:14,568	0:49,391	0:19,686	0:15,049	0:14,656
Runde 8	0:48,741	0:19,248	0:14,925	0:14,568	0:48,645	0:19,193	0:14,853	0:14,599	0:49,391	0:19,686	0:15,049	0:14,656
Runde 9	0:48,645	0:19,193	0:14,853	0:14,599								

free practice DJKM (OK-Junior) Group 2

Strecke / track: 1200m

started: 23 classified: 23 not classified: 0

Doc. 2

Pos	Str. Nr.	Fahrer / Driver	Nation	Bewerber/Sponsor	Nation	Lizenz / B-Lizenz	Chassis/Motor/Beifen	Runden Laps	Gesamtzeit Differenz	Abstand Gap	beste Runde best Lap	in R. in L.	o Geschw. o Speed
1	139	O'Sullivan, Zak	GBR	Ricky Flynn Motorsport	GBR	274547 162392	FA Kart / Vortex / Vega	14			0:47,723	14	90,5 km/h
2	152	Soldatov, Maksim	RUS	WARD RACING	SWE	#18533 102	Tonykart / Vortex / Vega	14	0:00,038	0:00,038	0:47,761	5	90,5 km/h
3	136	Rees, Matthew	GBR	Ricky Flynn Motorsport	GBR	252931 162392	FA Kart / Vortex / Vega	14	0:00,128	0:00,090	0:47,851	13	90,3 km/h
4	153	Bertini Colla, Leonardo	ITA	CRG Holland	NLD	370635 15521	CRG / TM / Vega	13	0:00,294	0:00,166	0:48,017	13	90,0 km/h
5	156	Crawford, Jak	USA	ENERGY CORSE SRL	ITA	K1851-SK-18 295423	ENERGY / TM / Vega	16	0:00,328	0:00,034	0:48,051	14	89,9 km/h
6	128	Øgaard, Sebastian	DNK	TK Racing	DNK	55995 52208	FA Kart / TM Motor / Vega	15	0:00,392	0:00,064	0:48,115	13	89,8 km/h
7	157	Villa, Edoardo Ludovico	ITA	TBKART srl	ITA	360523 297356	TB-Kart / TM / Vega	17	0:00,425	0:00,033	0:48,148	11	89,7 km/h
8	135	Degnbøl, Noah	DNK	RS Competition	DNK	65659 36053	Tony Kart / Vortex / Vega	14	0:00,429	0:00,004	0:48,152	6	89,7 km/h
9	131	Dörr, Ben	DEU	TB Racing Team	DEU	IKCJ 1162845 KBF 1116906	Kart Republic / Parilla / Vega	14	0:00,469	0:00,040	0:48,192	14	89,6 km/h
10	124	Højgaard, Mikkel	DNK	KSB RACING TEAM	AUT	53445 BK 002	Kosmic / Vortex / Vega	15	0:00,477	0:00,008	0:48,200	12	89,6 km/h
11	126	Dolischka, Jorden	AUT	KSB RACING TEAM	AUT	JK 2107 BK 002	Kosmic / Vortex / Vega	15	0:00,561	0:00,084	0:48,284	14	89,5 km/h
12	130	Knopp, Josef	CZE	TB Racing Team	DEU	1017 KBF 1116906	Kart Republic / Parilla / Vega	16	0:00,573	0:00,012	0:48,296	15	89,4 km/h
13	113	Tohum, Arthur	DEU	TR Motorsport	DEU	IKCJ 1160352 KFB 1080519	Jesolo / TM / Vega	15	0:00,591	0:00,018	0:48,314	14	89,4 km/h
14	141	Han, Chenyu	CHN	TB Racing Team	DEU	18 KC 1026 KBF 1116906	Kart Republic / Parilla / Vega	15	0:00,741	0:00,150	0:48,464	15	89,1 km/h
15	111	Naude, Toni Kayla	CHE	Innovate Competition	CHE	500287 500033	Exprit / TM / Vega	16	0:00,765	0:00,024	0:48,488	12	89,1 km/h
16	159	Pretolani, Nico	ITA	Paolo Pretolani	ITA	359194 359187	Tony Kart / TM / Vega	18	0:00,766	0:00,001	0:48,489	9	89,1 km/h
17	127	Primm, Simon Connor	DEU	Team NKS	DEU	IKCJ 1177081 KBF 1050071	DR / TM / Vega	15	0:00,774	0:00,008	0:48,497	5	89,1 km/h
18	151	Stadsbader, Gilles	BEL	Daems Racing Team	BEL	910062 910430	TonyKart / Vortex / Vega	16	0:00,787	0:00,013	0:48,510	9	89,1 km/h
19	166	Zug, Lilly	DEU	TB Racing Team	DEU	IKCJ 1173305 KBF 1116906	Kart Republic / Parilla / Vega	16	0:00,827	0:00,040	0:48,550	10	89,0 km/h
20	110	Rosam, Max	DEU	TR Motorsport	DEU	IKCJ 1162238 KBF 1080519	Jesolo / TM / Vega	16	0:00,981	0:00,154	0:48,704	9	88,7 km/h
21	121	Bröer, Cherine	DEU	CRG Holland	NLD	IKCJ 1155880 15521	CRG / TM / Vega	14	0:01,032	0:00,051	0:48,755	12	88,6 km/h
22	125	Karlsson, William	SWE	JP Racing	SWE	200510185879 105	Exprit / Vortex / Vega	15	0:01,135	0:00,103	0:48,858	5	88,4 km/h
23	129	Ploeg, Bart	NLD	Zanardi racing team	NLD	40401 28613	Zanardi / Parilla / Vega	13	0:01,273	0:00,138	0:48,996	11	88,2 km/h

Rennleitung: Kai Medefind Racedirektor: Thomas Lainer

Sportkommissare: Th. Ferrero / U. Bell / H. Seidel / P. Acerbi

Techn. Kommissare: H.-J./ M. Grasshoff / C. Schmidt / D. Pietzko / M. Somera / A. Mazzanti

Zeitnahme: KART-DATA timing service Franz Schieszler / Martin Summerer

free practice DJKM (OK-Junior) Group 2

Strecke / track: 1200 started: 23 classified: 23 not classified: 0

Fahrername Driver	O 'sullivan Zak	Soldatov Maksim	Rees Matthew	Bertini Colla Leonardo	Crawford Jak	Øgaard Sebastian	Edoardo Ludovico	Degnbol Noah	Dörr Ben	Højgaard Mikkel	Dolischka Jordan	Knopp Josef
schnellste Runde in Runde	0:47,723 Rn. 14	0:47,761 Rn. 5	0:47,851 Rn. 13	0:48,017 Rn. 13	0:48,051 Rn. 14	0:48,115 Rn. 13	0:48,148 Rn. 11	0:48,152 Rn. 6	0:48,192 Rn. 14	0:48,200 Rn. 12	0:48,284 Rn. 14	0:48,296 Rn. 15
Speed	90,5 km/h	90,5 km/h	90,3 km/h	90,0 km/h	89,9 km/h	89,8 km/h	89,7 km/h	89,7 km/h	89,6 km/h	89,6 km/h	89,5 km/h	89,4 km/h
Lap 1	0:50,668	0:50,417	0:51,316	0:51,661	0:50,639	0:50,153	0:51,725	0:51,091	0:50,463	0:50,822	0:51,297	0:50,729
Lap 2	0:48,754	0:48,978	0:49,384	0:50,111	0:49,220	0:49,410	0:49,380	0:49,209	0:49,255	0:48,958	0:49,743	0:49,430
Lap 3	0:48,095	0:48,139	0:48,850	0:48,696	0:48,763	0:48,869	0:48,802	0:49,301	0:48,820	0:48,585	0:48,526	0:48,404
Lap 4	0:48,152	0:48,020	0:48,625	0:48,801	0:48,348	0:48,776	0:48,886	0:48,915	0:48,632	0:48,477	0:48,756	0:48,780
Lap 5	0:47,903	0:47,761	0:48,589	0:48,389	0:48,499	0:48,432	0:48,436	0:48,397	0:48,558	0:48,692	0:48,658	0:48,479
Lap 6	0:48,857	0:48,036	0:48,881	0:48,599	0:48,380	0:48,346	0:48,468	0:48,152	0:48,391	0:49,436	0:49,119	0:49,364
Lap 7	0:48,003	3:53,621	0:49,743	0:48,299	0:48,586	0:48,503	0:48,417	0:48,209	3:30,137	0:48,348	0:48,462	0:48,346
Lap 8	3:53,262	0:49,361	3:52,207	4:48,821	0:48,430	3:33,078	0:48,376	0:48,384	0:50,841	3:16,727	0:48,373	0:48,376
Lap 9	0:49,304	0:48,252	0:49,250	0:50,533	2:36,147	0:50,029	0:48,338	1:57,497	0:49,144	0:49,891	0:48,602	2:09,685
Lap 10	0:48,028	0:47,938	0:48,221	0:48,207	0:49,626	0:49,278	1:53,473	0:48,590	0:48,342	0:48,393	2:48,987	0:54,708
Lap 11	0:48,009	0:47,876	0:47,955	0:48,290	0:48,799	0:48,190	0:48,148	0:48,342	0:48,282	0:48,371	0:50,859	0:48,533
Lap 12	0:47,946	0:47,857	0:49,241	0:48,029	0:48,151	0:48,282	0:48,424	1:29,929	0:48,426	0:48,200	0:48,913	0:48,815
Lap 13	0:47,874	0:47,915	0:47,851	0:48,017	0:48,227	0:48,115	0:48,855	1:53,115	0:48,215	0:48,280	0:48,490	0:48,530
Lap 14	0:47,723	0:47,761	0:48,163	0:48,051	0:48,051	0:48,208	0:48,186	0:48,568	0:48,192	0:48,261	0:48,284	0:48,432
Lap 15				0:48,391	0:48,391	0:48,297	0:48,324			0:49,049	0:48,328	0:48,296
Lap 16				0:48,189	0:48,189		0:48,234					0:48,405
Lap 17												
Lap 18												

free practice DJKM (OK-Junior) Group 2

Strecke / track: 1200 started: 23 classified: 23 not classified: 0

Fahrername Driver	Tohum Arthur	Han Chenyu	Naude Toni Kayla	Pretolani Nico	Primm Simon Connor	Stadsbader Gilles	Zug Lilly	Rosam Max	Bröer Cherine	Karlsson William	Ploeg Bart
schnellste Runde in Runde	0:48,314 Rn. 14	0:48,464 Rn. 15	0:48,488 Rn. 12	0:48,489 Rn. 9	0:48,497 Rn. 5	0:48,510 Rn. 9	0:48,550 Rn. 10	0:48,704 Rn. 9	0:48,755 Rn. 12	0:48,858 Rn. 5	0:48,996 Rn. 11
Speed	89,4 km/h	89,1 km/h	89,1 km/h	89,1 km/h	89,1 km/h	89,1 km/h	89,0 km/h	88,7 km/h	88,6 km/h	88,4 km/h	88,2 km/h
Lap 1	0:51,313	0:52,238	0:51,353	0:55,126	0:51,097	0:51,355	0:53,042	0:51,307	0:56,251	0:52,051	0:51,474
Lap 2	0:49,229	0:50,241	0:49,792	0:51,088	0:49,877	0:49,908	0:50,949	0:49,776	0:55,151	1:30,580	0:50,175
Lap 3	0:48,830	0:49,200	0:49,389	0:49,652	0:48,825	0:49,006	0:49,399	0:49,096	0:53,856	0:49,384	0:49,275
Lap 4	0:48,748	0:49,826	0:49,624	0:49,083	0:49,062	0:48,949	0:49,165	0:49,201	0:54,977	0:49,309	0:49,539
Lap 5	0:48,859	0:48,608	0:48,661	0:48,998	0:48,497	0:48,788	0:49,183	0:48,915	0:52,893	0:48,858	0:49,313
Lap 6	0:48,661	0:48,621	0:48,780	0:48,859	0:48,690	0:48,557	0:49,518	0:48,795	0:52,627	0:48,980	0:50,228
Lap 7	0:48,775	0:48,473	0:49,190	0:48,570	0:48,944	0:48,544	0:48,755	0:48,928	3:15,715	1:45,035	1:35,687
Lap 8	0:48,661	0:48,715	0:52,042	0:48,639	2:40,943	0:48,694	0:48,713	0:48,799	0:50,168	0:49,178	0:49,357
Lap 9	0:48,981	0:48,578	1:29,160	0:48,489	0:50,279	0:48,510	0:48,677	0:48,704	0:49,633	0:49,319	0:49,040
Lap 10	1:53,246	2:39,991	0:48,810	0:50,966	0:49,255	1:59,427	0:48,550	0:48,724	0:49,195	1:18,849	0:49,273
Lap 11	0:48,659	0:49,480	0:48,797	0:48,568	0:48,633	0:56,547	2:07,603	2:02,826	0:48,766	0:50,084	0:48,996
Lap 12	0:48,377	0:48,599	0:48,488	0:48,643	0:48,708	0:48,697	0:48,947	0:48,839	0:48,755	0:48,960	0:49,966
Lap 13	0:49,181	0:48,530	0:48,644	0:49,607	0:48,740	0:48,556	0:48,789	0:48,779	0:48,840	0:49,303	0:49,935
Lap 14	0:48,314	0:48,766	0:48,523	0:48,732	0:48,849	0:49,009	0:48,708	0:49,163	0:48,899	0:49,204	
Lap 15	0:48,547	0:48,464	0:48,770	0:48,911	0:50,446	0:48,541	0:48,655	0:48,785		0:49,309	
Lap 16			0:48,532	0:49,236		0:49,038	0:48,670	0:48,893			
Lap 17				0:48,652							
Lap 18				0:48,659							

free practice DJKM (OK-Junior) Group 2 Group 2

Ziel		Sektion 1		Sektion 2		Sektion 3	
Fahrername	Zeit	Fahrername	Zeit	Fahrername	Zeit	Fahrername	Zeit
1 139 O ´sullivan,Zak	0:47,723	139 O ´sullivan,Zak	0:18,892	152 Soldatov,Maksim	0:14,443	153 Bertini Colla,Leonardo	0:14,277
2 152 Soldatov,Maksim	0:47,761	152 Soldatov,Maksim	0:18,892	139 O ´sullivan,Zak	0:14,485	152 Soldatov,Maksim	0:14,282
3 136 Rees,Matthew	0:47,851	136 Rees,Matthew	0:18,907	128 Øgaard,Sebastian	0:14,531	139 O ´sullivan,Zak	0:14,290
4 153 Bertini Colla,Leonardo	0:48,017	130 Knopp,Josef	0:19,032	156 Crawford,Jak	0:14,541	136 Rees,Matthew	0:14,317
5 156 Crawford,Jak	0:48,051	153 Bertini Colla,Leonardo	0:19,033	157 Villa,Edoardo Ludovico	0:14,554	110 Rosam,Max	0:14,346
6 128 Øgaard,Sebastian	0:48,115	156 Crawford,Jak	0:19,035	131 Dörr,Ben	0:14,602	157 Villa,Edoardo Ludovico	0:14,361
7 157 Villa,Edoardo Ludovico	0:48,148	135 Degnbo,Noah	0:19,038	136 Rees,Matthew	0:14,611	124 Højgaard,Mikkel	0:14,377
8 135 Degnbo,Noah	0:48,152	124 Højgaard,Mikkel	0:19,042	141 Han,Chenyu	0:14,615	113 Tohum,Arthur	0:14,400
9 131 Dörr,Ben	0:48,192	131 Dörr,Ben	0:19,072	153 Bertini Colla,Leonardo	0:14,617	135 Degnbo,Noah	0:14,405
10 124 Højgaard,Mikkel	0:48,200	126 Dolischka,Jorden	0:19,095	135 Degnbo,Noah	0:14,630	156 Crawford,Jak	0:14,425
11 126 Dolischka,Jorden	0:48,284	151 Stadsbader,Gilles	0:19,098	111 Naude,Toni Kayla	0:14,655	131 Dörr,Ben	0:14,433
12 130 Knopp,Josef	0:48,296	128 Øgaard,Sebastian	0:19,105	151 Stadsbader,Gilles	0:14,663	130 Knopp,Josef	0:14,434
13 113 Tohum,Arthur	0:48,314	157 Villa,Edoardo Ludovico	0:19,141	113 Tohum,Arthur	0:14,676	126 Dolischka,Jorden	0:14,437
14 141 Han,Chenyu	0:48,464	141 Han,Chenyu	0:19,141	159 Pretolani,Nico	0:14,687	128 Øgaard,Sebastian	0:14,440
15 111 Naude,Toni Kayla	0:48,488	111 Naude,Toni Kayla	0:19,147	130 Knopp,Josef	0:14,706	166 Zug,Lilly	0:14,441
16 159 Pretolani,Nico	0:48,489	127 Primm,Simon Connor	0:19,170	124 Højgaard,Mikkel	0:14,707	127 Primm,Simon Connor	0:14,465
17 127 Primm,Simon Connor	0:48,497	159 Pretolani,Nico	0:19,178	126 Dolischka,Jorden	0:14,718	125 Karlsson,William	0:14,465
18 151 Stadsbader,Gilles	0:48,510	113 Tohum,Arthur	0:19,179	127 Primm,Simon Connor	0:14,785	141 Han,Chenyu	0:14,486
19 166 Zug,Lilly	0:48,550	166 Zug,Lilly	0:19,180	125 Karlsson,William	0:14,798	121 Brøer,Cherine	0:14,490
20 110 Rosam,Max	0:48,704	110 Rosam,Max	0:19,190	129 Ploeg,Barth	0:14,810	159 Pretolani,Nico	0:14,499
21 121 Brøer,Cherine	0:48,755	129 Ploeg,Barth	0:19,242	166 Zug,Lilly	0:14,843	111 Naude,Toni Kayla	0:14,502
22 125 Karlsson,William	0:48,858	125 Karlsson,William	0:19,354	110 Rosam,Max	0:14,854	151 Stadsbader,Gilles	0:14,531
23 129 Ploeg,Barth	0:48,996	121 Brøer,Cherine	0:19,362	121 Brøer,Cherine	0:14,856	129 Ploeg,Barth	0:14,727

GERMAN KARTING CHAMPIONSHIPS 2018

13-15 / 04 / 2018

DMSB RegNr 88-2018

free practice DKM (OK-Junior) Group 2 Group 2

Die schnellsten Zeiten

Ort	Nr. Fahrername	Streckenk.	Zeit	Ø Speed
Ziel	139 O' sullivan,Zak	1200 m	0:47,723	90,5 km/h
Sektion 1	139 O' sullivan,Zak	531 m	0:18,892	101,2 km/h
Sektion 2	152 Soldatov,Maksim	390 m	0:14,443	97,2 km/h
Sektion 3	153 Bertini Colla,Leonardo	279 m	0:14,277	70,4 km/h

	Smr.139 O' sullivan,Zak GBR Ricky Flynn Motorsport			Smr.152 Soldatov,Maksim RUS WARD RACING			Smr.136 Rees,Matthew GBR Ricky Flynn Motorsport			Smr.153 Bertini Colla,Leonardo ITA CRG Holland			Smr.156 Crawford,Jak USA ENERGY CORSE SRL						
	theoretisch mögliche Bestzeit	Ziel	Sektion 3	theoretisch mögliche Bestzeit	Ziel	Sektion 3	theoretisch mögliche Bestzeit	Ziel	Sektion 1	Sektion 2	Sektion 3	theoretisch mögliche Bestzeit	Ziel	Sektion 1	Sektion 2	Sektion 3			
best	0:47,723	0:18,892	0:14,290	0:47,761	0:18,892	0:14,443	0:47,761	0:18,892	0:14,443	0:14,282	0:14,317	0:48,017	0:19,033	0:14,617	0:14,277	0:48,051	0:19,035	0:14,541	0:14,425
Runde 1	0:50,668	0:20,006	0:15,708	0:50,417	0:20,498	0:15,175	0:50,417	0:20,498	0:15,175	0:14,744	0:14,998	0:51,661	0:21,128	0:15,619	0:14,914	0:50,639	0:20,129	0:15,552	0:14,958
Runde 2	0:48,754	0:19,422	0:14,785	0:48,978	0:19,570	0:14,966	0:48,978	0:19,568	0:15,021	0:14,442	0:14,795	0:50,111	0:20,201	0:15,278	0:14,632	0:49,220	0:19,665	0:14,887	0:14,668
Runde 3	0:48,095	0:19,037	0:14,629	0:48,139	0:19,083	0:14,658	0:48,139	0:19,368	0:14,891	0:14,398	0:14,591	0:48,696	0:19,355	0:14,873	0:14,468	0:48,763	0:19,225	0:14,790	0:14,748
Runde 4	0:48,152	0:19,028	0:14,727	0:48,020	0:19,019	0:14,508	0:48,020	0:19,281	0:14,765	0:14,579	0:14,579	0:48,801	0:19,185	0:14,780	0:14,836	0:48,348	0:19,076	0:14,711	0:14,561
Runde 5	0:47,903	0:18,915	0:14,598	0:47,761	0:18,956	0:14,523	0:47,761	0:19,276	0:14,782	0:14,531	0:48,389	0:19,220	0:14,709	0:14,460	0:48,499	0:19,237	0:14,644	0:14,618	0:14,561
Runde 6	0:48,857	0:18,988	0:14,769	0:48,036	0:18,990	0:14,544	0:48,036	0:19,040	0:14,781	0:15,060	0:48,599	0:19,466	0:14,740	0:14,393	0:48,380	0:19,086	0:14,735	0:14,559	0:14,559
Runde 7	0:48,003	0:18,962	0:14,653	0:48,003	0:19,072	0:15,072	0:48,003	0:19,701	0:15,296	0:14,746	0:48,299	0:19,214	0:14,685	0:14,400	0:48,586	0:19,146	0:14,782	0:14,658	0:14,658
Runde 8	3:53,262	3:19,021	0:18,733	0:49,361	0:19,672	0:15,072	0:49,361	3:20,667	0:17,633	0:15,321	3:52,207	4:48,821	4:14,471	0:18,303	0:48,430	0:19,208	0:14,654	0:14,568	0:14,568
Runde 9	0:49,304	0:19,841	0:14,917	0:48,252	0:19,072	0:14,658	0:48,252	0:19,754	0:14,950	0:14,546	0:49,250	0:20,297	0:15,318	0:14,918	0:48,430	0:19,208	0:14,654	0:14,568	0:14,568
Runde 10	0:48,028	0:19,092	0:14,604	0:47,938	0:19,001	0:14,585	0:47,938	0:19,168	0:14,625	0:14,428	0:48,221	0:19,243	0:15,619	0:14,918	0:48,430	0:19,208	0:14,654	0:14,568	0:14,568
Runde 11	0:48,009	0:18,964	0:14,536	0:47,876	0:18,892	0:14,652	0:47,876	0:19,025	0:14,613	0:14,317	0:47,955	0:19,130	0:14,749	0:14,411	0:48,799	0:19,250	0:14,895	0:14,654	0:14,654
Runde 12	0:47,946	0:19,050	0:14,485	0:47,857	0:18,951	0:14,540	0:47,857	0:19,970	0:14,769	0:14,502	0:49,241	0:19,033	0:14,712	0:14,284	0:48,151	0:19,114	0:14,558	0:14,479	0:14,479
Runde 13	0:47,874	0:18,917	0:14,667	0:47,915	0:19,052	0:14,489	0:47,915	0:18,907	0:14,611	0:14,333	0:47,851	0:19,123	0:14,617	0:14,277	0:48,227	0:19,128	0:14,593	0:14,506	0:14,506
Runde 14	0:47,723	0:18,892	0:14,490	0:47,761	0:19,029	0:14,443	0:47,761	0:19,126	0:14,699	0:14,338	0:48,163	0:19,126	0:14,617	0:14,277	0:48,051	0:19,050	0:14,576	0:14,425	0:14,425
Runde 15																0:48,391	0:19,035	0:14,925	0:14,431
Runde 16																0:48,189	0:19,145	0:14,541	0:14,503
Runde 17																			

free practice DKM (OK-Junior) Group 2 Group 2

Die schnellsten Zeiten

Ort	Nr. Fahrername	Zeit	Streckenl.	Ø Speed
Ziel	139 O' sullivan,Zak	0:47,723	1200 m	90,5 km/h
Sektion 1	139 O' sullivan,Zak	0:18,892	531 m	101,2 km/h
Sektion 2	152 Soldatov,Maksim	0:14,443	390 m	97,2 km/h
Sektion 3	153 Bertini,Colto,Leonardo	0:14,277	279 m	70,4 km/h

	Simr.128 Øgaard,Sebastian DNK TK Racing		Simr.157 Villa,Edoardo Ludovico ITA TBKART srl		Simr.135 Degnbol,Noah DNK RS Competition		Simr.131 Dörr,Ben DEU TB Racing Team		Simr.124 Hejgaard,Mikkel DNK KSB RACING TEAM			
	theoretisch mögliche Bestzeit	0:48,076	theoretisch mögliche Bestzeit	0:48,056	theoretisch mögliche Bestzeit	0:48,073	theoretisch mögliche Bestzeit	0:48,107	theoretisch mögliche Bestzeit	0:48,126		
best	0:48,115	0:19,105	0:14,531	0:14,440	0:48,148	0:19,141	0:14,554	0:14,361	0:48,200	0:19,042	0:14,707	0:14,377
Runde 1	0:50,153	0:19,961	0:15,289	0:14,903	0:51,725	0:20,956	0:15,905	0:14,864	0:50,822	0:20,358	0:15,653	0:14,811
Runde 2	0:49,410	0:19,504	0:15,111	0:14,795	0:49,380	0:19,538	0:15,136	0:14,706	0:48,958	0:19,370	0:14,931	0:14,657
Runde 3	0:48,869	0:19,248	0:14,925	0:14,696	0:48,802	0:19,374	0:14,852	0:14,576	0:48,585	0:19,233	0:14,829	0:14,523
Runde 4	0:48,776	0:19,274	0:14,865	0:14,637	0:48,886	0:19,445	0:14,899	0:14,542	0:48,477	0:19,162	0:14,861	0:14,454
Runde 5	0:48,432	0:19,141	0:14,686	0:14,605	0:48,436	0:19,261	0:14,706	0:14,469	0:48,692	0:19,329	0:14,826	0:14,537
Runde 6	0:48,346	0:19,134	0:14,687	0:14,525	0:48,468	0:19,293	0:14,732	0:14,455	0:49,436	0:19,061	0:14,795	0:15,580
Runde 7	0:48,503	0:19,228	0:14,687	0:14,588	0:48,417	0:19,268	0:14,694	0:14,455	0:48,348	0:19,107	0:14,810	0:14,431
Runde 8	3:33,078	3:00,936	0:16,908	0:15,234	0:48,376	0:19,253	0:14,672	0:14,451	3:16,727	2:44,107	0:17,192	0:15,428
Runde 9	0:50,029	0:19,891	0:15,117	0:15,021	0:48,338	0:19,186	0:14,694	0:14,458	0:49,891	0:20,090	0:15,104	0:14,697
Runde 10	0:49,278	0:19,725	0:14,985	0:14,568	1:53,473	1:24,023	0:14,947	0:14,503	0:48,393	0:19,198	0:14,755	0:14,440
Runde 11	0:48,190	0:19,157	0:14,593	0:14,440	0:48,148	0:19,146	0:14,554	0:14,448	0:48,371	0:19,042	0:14,874	0:14,455
Runde 12	0:48,282	0:19,105	0:14,657	0:14,520	0:48,424	0:19,257	0:14,739	0:14,428	0:48,200	0:19,092	0:14,731	0:14,377
Runde 13	0:48,115	0:19,126	0:14,531	0:14,458	0:48,855	0:19,253	0:15,033	0:14,569	0:48,280	0:19,142	0:14,707	0:14,431
Runde 14	0:48,208	0:19,135	0:14,606	0:14,467	0:48,186	0:19,184	0:14,594	0:14,408	0:48,261	0:19,088	0:14,749	0:14,424
Runde 15	0:48,297	0:19,176	0:14,589	0:14,532	0:48,324	0:19,141	0:14,648	0:14,535	0:49,049	0:19,800	0:14,766	0:14,483
Runde 16					0:48,179	0:19,178	0:14,640	0:14,361				
Runde 17					0:48,234	0:19,193	0:14,609	0:14,432				
Runde 18												

free practice DKM (OK-Junior) Group 2 Group 2

Die schnellsten Zeiten			
Ort	Nr. Fahrername	Zeit	Ø Speed
Ziel	139 O' sullivan,Zak	0:47,723	90,5 km/h
Sektion 1	139 O' sullivan,Zak	0:18,892	101,2 km/h
Sektion 2	152 Soldatov,Maksim	0:14,443	97,2 km/h
Sektion 3	153 Bertini,Colto,Leonardo	0:14,277	70,4 km/h

	Smr.126 Dolischka,Jorden AUT KSB RACING TEAM			Smr.130 Knopp,Josef CZE TB Racing Team			Smr.113 Tohum,Arthur DEU TR Motorsport			Smr.141 Han,Chenyu CHN TB Racing Team			Smr.111 Naude,Toni Kayla CHE Innovate Competition							
	theoretisch mögliche Bestzeit	Sektion 2	Sektion 3	theoretisch mögliche Bestzeit	Sektion 1	Sektion 2	theoretisch mögliche Bestzeit	Sektion 1	Sektion 2	theoretisch mögliche Bestzeit	Sektion 1	Sektion 2	theoretisch mögliche Bestzeit	Sektion 1	Sektion 2	Sektion 3				
best	0:48,284	0:19,095	0:14,718	0:14,437	0:48,296	0:19,032	0:14,706	0:14,434	0:48,314	0:19,179	0:14,676	0:14,400	0:48,464	0:19,141	0:14,615	0:14,486	0:48,488	0:19,147	0:14,655	0:14,502
Runde 1	0:51,297	0:20,841	0:15,488	0:14,968	0:50,729	0:20,070	0:15,661	0:14,998	0:51,313	0:21,037	0:15,471	0:14,805	0:52,238	0:20,557	0:15,711	0:15,970	0:51,353	0:20,790	0:15,461	0:15,102
Runde 2	0:49,743	0:19,914	0:15,138	0:14,691	0:49,430	0:19,746	0:14,993	0:14,691	0:49,229	0:19,597	0:15,029	0:14,603	0:50,241	0:20,077	0:15,262	0:14,902	0:49,792	0:20,005	0:15,028	0:14,759
Runde 3	0:48,526	0:19,238	0:14,725	0:14,563	0:48,404	0:19,124	0:14,755	0:14,525	0:48,830	0:19,396	0:14,922	0:14,512	0:49,200	0:19,542	0:15,005	0:14,653	0:49,389	0:19,668	0:14,914	0:14,807
Runde 4	0:48,756	0:19,213	0:14,835	0:14,708	0:48,780	0:19,032	0:14,800	0:14,948	0:48,748	0:19,329	0:14,935	0:14,484	0:49,826	0:19,470	0:14,890	0:15,466	0:49,624	0:19,584	0:15,446	0:14,594
Runde 5	0:48,658	0:19,228	0:14,796	0:14,634	0:48,479	0:19,047	0:14,850	0:14,582	0:48,859	0:19,309	0:15,009	0:14,541	0:48,608	0:19,315	0:14,803	0:14,490	0:48,661	0:19,277	0:14,751	0:14,633
Runde 6	0:49,119	0:19,782	0:14,730	0:14,607	0:49,364	0:19,044	0:15,602	0:14,718	0:48,661	0:19,436	0:14,799	0:14,426	0:48,621	0:19,296	0:14,807	0:14,518	0:48,780	0:19,325	0:14,844	0:14,611
Runde 7	0:48,462	0:19,095	0:14,772	0:14,595	0:48,346	0:19,109	0:14,727	0:14,510	0:48,775	0:19,439	0:14,874	0:14,462	0:48,473	0:19,141	0:14,846	0:14,486	0:49,190	0:19,548	0:14,844	0:14,611
Runde 8	0:48,373	0:19,100	0:14,719	0:14,554	0:48,376	0:19,121	0:14,706	0:14,549	0:48,661	0:19,366	0:14,805	0:14,490	0:48,715	0:19,243	0:14,967	0:14,505	0:52,042	0:19,515	0:17,855	0:14,672
Runde 9	0:48,602	0:19,211	0:14,803	0:14,588	2:09,685	1:34,285	0:17,489	0:17,911	0:48,981	0:19,545	0:14,930	0:14,506	0:48,578	0:19,147	0:14,862	0:14,569	1:29,160	0:59,338	0:15,127	0:14,695
Runde 10	2:48,987	2:16,117	0:16,882	0:15,988	0:54,708	0:25,017	0:15,040	0:14,651	1:53,246	1:23,331	0:15,302	0:14,613	2:39,991	2:07,179	0:17,137	0:15,675	0:48,810	0:19,313	0:14,790	0:14,707
Runde 11	0:50,859	0:21,006	0:15,143	0:14,710	0:48,533	0:19,176	0:14,779	0:14,578	0:48,659	0:19,321	0:14,885	0:14,453	0:49,480	0:19,666	0:15,191	0:14,623	0:48,797	0:19,313	0:14,781	0:14,703
Runde 12	0:48,913	0:19,377	0:14,990	0:14,546	0:48,815	0:19,043	0:15,117	0:14,655	0:48,377	0:19,227	0:14,676	0:14,474	0:48,599	0:19,223	0:14,692	0:14,684	0:48,488	0:19,331	0:14,655	0:14,502
Runde 13	0:48,490	0:19,201	0:14,785	0:14,504	0:48,530	0:19,174	0:14,789	0:14,567	0:49,181	0:19,215	0:14,753	0:15,213	0:48,530	0:19,164	0:14,774	0:14,592	0:48,644	0:19,310	0:14,714	0:14,620
Runde 14	0:48,284	0:19,129	0:14,718	0:14,437	0:48,432	0:19,216	0:14,722	0:14,494	0:48,314	0:19,179	0:14,735	0:14,400	0:48,766	0:19,318	0:14,701	0:14,747	0:48,523	0:19,147	0:14,819	0:14,557
Runde 15	0:48,328	0:19,149	0:14,731	0:14,448	0:48,296	0:19,036	0:14,826	0:14,434	0:48,547	0:19,211	0:14,813	0:14,523	0:48,464	0:19,257	0:14,615	0:14,592	0:48,770	0:19,316	0:14,756	0:14,698
Runde 16					0:48,405	0:19,177	0:14,746	0:14,482									0:48,552	0:19,306	0:14,675	0:14,551
Runde 17																				

free practice DKM (OK-Junior) Group 2 Group 2

Die schnellsten Zeiten			
Ort	Nr. Fahrername	Zeit	Ø Speed
Ziel	139 O' sullivan,Zak	0:47,723	90,5 km/h
Sektion 1	139 O' sullivan,Zak	0:18,892	101,2 km/h
Sektion 2	152 Soldatov,Maksim	0:14,443	97,2 km/h
Sektion 3	153 Bertini,Colto,Leonardo	0:14,277	70,4 km/h

Runde	Smr.159 Pretolani,Nico ITA Paolo Pretolani		Smr.127 Primm,Simon Connor DEU Team NKS		Smr.151 Stadshader,Gilles BEL Deems Racing Team		Smr.166 Zug,Lilly DEU TB Racing Team		Smr.110 Rosam,Max DEU TR Motorsport											
	theoretisch mögliche Bestzeit	Ziel	theoretisch mögliche Bestzeit	Ziel	theoretisch mögliche Bestzeit	Ziel	theoretisch mögliche Bestzeit	Ziel	theoretisch mögliche Bestzeit	Ziel										
best	0:48,489	0:19,178	0:14,687	0:14,499	0:48,497	0:19,170	0:14,785	0:14,465	0:48,510	0:19,098	0:14,663	0:14,531	0:48,550	0:19,180	0:14,843	0:14,441	0:48,704	0:19,190	0:14,854	0:14,346
Runde 1	0:55,126	0:21,902	0:17,196	0:16,028	0:51,097	0:20,405	0:15,706	0:14,986	0:51,355	0:20,277	0:15,813	0:15,265	0:53,042	0:21,197	0:16,306	0:15,539	0:51,307	0:20,421	0:15,683	0:15,203
Runde 2	0:51,088	0:20,639	0:15,571	0:14,878	0:49,877	0:19,534	0:15,208	0:15,135	0:49,908	0:19,729	0:15,324	0:14,855	0:50,949	0:19,799	0:15,788	0:15,362	0:49,776	0:19,581	0:15,330	0:14,865
Runde 3	0:49,652	0:19,814	0:15,121	0:14,717	0:48,825	0:19,349	0:14,904	0:14,572	0:49,006	0:19,408	0:14,979	0:14,619	0:49,399	0:19,663	0:15,063	0:14,673	0:49,096	0:19,396	0:15,042	0:14,658
Runde 4	0:49,083	0:19,625	0:14,849	0:14,609	0:49,062	0:19,349	0:14,885	0:14,828	0:48,949	0:19,414	0:14,837	0:14,698	0:49,165	0:19,519	0:15,114	0:14,532	0:49,201	0:19,374	0:15,111	0:14,716
Runde 5	0:48,998	0:19,460	0:14,940	0:14,598	0:48,497	0:19,170	0:14,821	0:14,506	0:48,788	0:19,320	0:14,857	0:14,611	0:49,183	0:19,504	0:15,024	0:14,655	0:48,915	0:19,441	0:14,969	0:14,505
Runde 6	0:48,859	0:19,369	0:14,839	0:14,651	0:48,690	0:19,414	0:14,785	0:14,491	0:48,557	0:19,204	0:14,821	0:14,532	0:49,518	0:19,970	0:14,970	0:14,578	0:48,795	0:19,301	0:14,918	0:14,576
Runde 7	0:48,570	0:19,229	0:14,783	0:14,558	0:48,944	0:19,219	0:14,966	0:14,759	0:48,544	0:19,276	0:14,726	0:14,542	0:48,755	0:19,332	0:14,880	0:14,543	0:48,928	0:19,379	0:14,981	0:14,568
Runde 8	0:48,639	0:19,344	0:14,796	0:14,499	2:40,943	2:08,089	0:17,163	0:15,691	0:48,694	0:19,216	0:14,943	0:14,535	0:48,713	0:19,333	0:14,939	0:14,441	0:48,799	0:19,377	0:14,916	0:14,506
Runde 9	0:48,489	0:19,220	0:14,714	0:14,555	0:50,279	0:20,238	0:15,311	0:14,730	0:48,510	0:19,183	0:14,746	0:14,581	0:48,677	0:19,180	0:14,920	0:14,577	0:48,704	0:19,321	0:14,854	0:14,529
Runde 10	0:50,966	0:19,178	0:16,097	0:15,691	0:49,255	0:19,387	0:15,237	0:14,631	1:59,427	1:25,218	0:15,140	0:19,069	0:48,550	0:19,218	0:14,843	0:14,489	0:48,724	0:19,335	0:14,883	0:14,506
Runde 11	0:48,568	0:19,285	0:14,752	0:14,531	0:48,633	0:19,354	0:14,814	0:14,465	0:56,547	0:20,922	0:20,591	0:15,034	2:07,603	1:37,826	0:15,108	0:14,669	2:02,826	1:33,059	0:15,152	0:14,615
Runde 12	0:48,643	0:19,205	0:14,687	0:14,751	0:48,708	0:19,318	0:14,921	0:14,469	0:48,697	0:19,250	0:14,861	0:14,586	0:48,947	0:19,503	0:14,954	0:14,490	0:48,839	0:19,427	0:14,909	0:14,503
Runde 13	0:49,607	0:19,960	0:14,930	0:14,717	0:48,740	0:19,384	0:14,848	0:14,508	0:48,556	0:19,172	0:14,749	0:14,635	0:48,789	0:19,277	0:14,930	0:14,582	0:48,779	0:19,380	0:14,901	0:14,498
Runde 14	0:48,732	0:19,389	0:14,794	0:14,549	0:48,849	0:19,376	0:14,932	0:14,541	0:49,009	0:19,471	0:14,663	0:14,875	0:48,708	0:19,284	0:14,849	0:14,575	0:49,163	0:19,553	0:15,137	0:14,473
Runde 15	0:48,911	0:19,561	0:14,810	0:14,540	0:50,446	0:21,119	0:14,822	0:14,505	0:48,541	0:19,098	0:14,912	0:14,531	0:48,655	0:19,236	0:14,869	0:14,550	0:48,785	0:19,190	0:15,249	0:14,346
Runde 16	0:49,236	0:19,431	0:15,212	0:14,593					0:49,038	0:19,694	0:14,712	0:14,632					0:48,670	0:19,295	0:14,898	0:14,383
Runde 17	0:48,652	0:19,274	0:14,738	0:14,640																
Runde 18	0:48,659	0:19,425	0:14,715	0:14,519																

free practice DJKM (OK-Junior) Group 1

Strecke / track: 1200m

started: 23 classified: 23 not classified: 0

Doc. 1

Pos	Str. Nr.	Fahrer Driver	Nation	Bewerber/Sponsor	Nation	Lizenz / B-Lizenz	Chassis/Motor/Reifen	Runden Laps	Gesamtzeit Differenz	Abstand Gap	beste Runde best Lap	In R. in L.	Geschw. o Speed
1	119	Trulli, Enzo	ITA	CRG Holland	NLD	37053 15521	CRG / TM / Vega	16			0:47,704	14	90,6 km/h
2	120	Spina, Alfio Andrea	ITA	CRG Holland	NLD	366688 15521	CRG / TM / Vega	16	0:00,131	0:00,131	0:47,835	14	90,3 km/h
3	138	Askey, Kai	GBR	Ricky Flynn Motorsport	GBR	296774 162392	FA Kart / Vortex / Vega	16	0:00,214	0:00,083	0:47,918	13	90,2 km/h
4	133	Voncken, Luca	DEU	DS Kartsport	DEU	TKCJ 1153982 KBF 1154357	Mach1 / TM / Vega	15	0:00,320	0:00,106	0:48,024	15	90,0 km/h
5	142	Pizzi, Francesco	ITA	BIREL ART RACING S.R.L.	ITA	370004 40662	Birel Art / TM / Vega	12	0:00,353	0:00,033	0:48,057	12	89,9 km/h
6	143	Ten Brinke, Thomas	NLD	BIREL ART RACING S.R.L.	ITA	370004 003/0/2018	BIREL ART / TM / Vega	12	0:00,403	0:00,050	0:48,107	12	89,8 km/h
7	116	Zanfari, Suleiman	IMAR	LOTUS RACING KARTS	SVN	0225 63322	Tony Kart / Vortex / Vega	14	0:00,404	0:00,001	0:48,108	10	89,8 km/h
8	137	Laurson, Conrad	DNK	Ricky Flynn Motorsport	GBR	162392	FA Kart / Vortex / Vega	16	0:00,446	0:00,042	0:48,150	16	89,7 km/h
9	160	Haralampiev, Maksim	DEU	Maxim Racing Sport	DEU	TKCJ 1169591 KBF 1167038	EXPRIT / TM / Vega	17	0:00,446	0:00,000	0:48,150	17	89,7 km/h
10	161	Brienza, Joseph	USA	Ward Racing	SWE	K1852-SK-18 JR-C 102	Tonykart / Vortex / Vega	14	0:00,465	0:00,019	0:48,169	12	89,7 km/h
11	109	Mesch, Joel	DEU	KSM Schumacher Racing Team	DEU	TKCJ 1179312 KBF 1067587	Tony Kart / Vortex / Vega	10	0:00,493	0:00,028	0:48,197	10	89,6 km/h
12	105	Bergmeister, Jakob	DEU	Schumacher Racing Team	DEU	KBF 106 75 87	Tony Kart / Vortex / Vega	14	0:00,500	0:00,007	0:48,204	14	89,6 km/h
13	114	Ried, Jonas	DEU	Solgat Motorsport	DEU	TKCJ 1167350 KBF 1079882	Ricciardo / TM / Vega	15	0:00,502	0:00,002	0:48,206	13	89,6 km/h
14	140	Scionti, Enzo	USA	CRG Holland	NLD	K1845-SK-18 JR-c 15521	CRG / TM / Vega	16	0:00,542	0:00,040	0:48,246	15	89,5 km/h
15	106	Pingasov, Miron	ESP	Team Oakes	GBR	TKCRJR-0004-ESP 269892	Exprit / Vortex / Vega	15	0:00,560	0:00,018	0:48,264	13	89,5 km/h
16	155	Speck, Luis Laurin	DEU	Tbkart S.r.l.	ITA	TKCJ 1167417 297356	TB-Kart / Parilla / Vega	17	0:00,623	0:00,063	0:48,327	17	89,4 km/h
17	107	Hantke, Nico	DEU	3G Racing	DEU	TKCJ 1145936 KBF 1164077	Tony Kart / Parilla / Vega	16	0:00,804	0:00,181	0:48,508	16	89,1 km/h
18	134	Eichenberger, Gaia	CHE	CPB SPORT	FRA	K18045 232241-10	SODI / TM / Vega	16	0:00,809	0:00,005	0:48,513	16	89,0 km/h
19	122	Ringdahl, Neo	SWE	JP Racing	SWE	200603285693 105	Exprit / Vortex / Vega	15	0:00,897	0:00,088	0:48,601	15	88,9 km/h
20	154	Bönighausen, Colin Jamit	DEU	KSM Schumacher Racing Team	DEU	TKCJ 1179397 KBF 1067587	Tony Kart / Vortex / Vega	18	0:01,014	0:00,117	0:48,718	17	88,7 km/h
21	112	Lagrotteria, Antonio	CHE	Innovate Competition	CHE	8360 500033	Exprit / TM / Vega	14	0:01,025	0:00,011	0:48,729	5	88,7 km/h
22	158	Ebner, Moritz	ITA	Markus Ebner	ITA	404081 03971	ENERGY / TM / Vega	7	0:01,195	0:00,170	0:48,899	4	88,3 km/h
23	108	Weimann, Jule	DEU	Solgat Motorsport	DEU	TKCJ 1159312 KBF1079882	Birel / TM / Vega	16	0:01,313	0:00,118	0:49,017	13	88,1 km/h

Rennleitung: Kai Medefind Racedirektor: Thomas Lainer

Sportkommissare: Th. Ferrero / U. Bell / H. Seidel / P. Acerbi

Techn. Kommissare: H.-J. / M. Grasshoff / C. Schmidt / D. Pietzko / M. Somera / A. Mazzanti

Zeitnahme: KART-DATA timing service Franz Schieszler / Martin Summerer

free practice DJKM (OK-Junior) Group 1

Strecke / track: 1200 started: 23 classified: 23 not classified: 0

Fahrername Driver	Trulli Enzo	Spina Alfio Andrea	Askey Kai	Voncken Luca	Pizzi Francesco	Ten Brinke Thomas	Zanfari Suleiman	Laurssen Conrad	Haralampiev Maksim	Brienza Joseph	Mesch Joel	Bergmeister Jakob
schnellste Runde in Runde	0:47,704 Rn. 14	0:47,835 Rn. 14	0:47,918 Rn. 13	0:48,024 Rn. 15	0:48,057 Rn. 12	0:48,107 Rn. 12	0:48,108 Rn. 10	0:48,150 Rn. 16	0:48,150 Rn. 17	0:48,169 Rn. 12	0:48,197 Rn. 10	0:48,204 Rn. 14
Speed	90,6 km/h	90,3 km/h	90,2 km/h	90,0 km/h	89,9 km/h	89,8 km/h	89,8 km/h	89,7 km/h	89,7 km/h	89,7 km/h	89,6 km/h	89,6 km/h
Lap 1	0:52,362	0:52,273	0:52,471	0:52,547	0:50,163	0:59,815	0:52,294	0:51,727	0:53,778	0:53,038	0:51,634	0:53,118
Lap 2	0:49,963	0:51,445	0:49,741	0:54,907	0:48,785	0:50,104	0:50,280	0:49,815	0:56,513	0:51,849	0:49,637	0:53,109
Lap 3	0:49,450	0:51,144	0:49,330	0:50,232	0:48,441	0:49,248	0:49,562	0:49,602	0:50,070	0:49,700	0:49,025	0:49,736
Lap 4	0:49,053	0:49,020	0:48,914	0:49,055	0:48,807	0:48,797	0:48,927	0:49,050	0:49,594	0:50,236	0:48,687	0:49,807
Lap 5	0:48,818	0:48,665	0:48,983	0:49,501	0:48,524	0:48,585	0:48,988	0:48,868	0:49,277	0:51,900	0:48,543	0:49,994
Lap 6	2:39,438	0:48,804	0:48,716	2:53,017	0:48,131	0:48,270	4:20,234	0:48,896	0:48,812	3:45,678	0:48,344	3:31,353
Lap 7	0:49,975	2:28,924	0:48,471	0:49,767	0:48,295	0:48,280	0:49,997	0:48,646	0:50,142	0:50,064	0:50,064	0:50,581
Lap 8	0:48,936	0:51,203	2:42,054	0:48,540	0:48,233	0:48,281	0:48,929	2:44,190	0:53,136	0:48,826	0:48,421	0:48,931
Lap 9	0:48,149	0:49,631	0:51,788	0:48,639	0:48,242	0:48,262	0:48,520	0:50,785	0:55,830	0:49,182	0:48,205	0:48,446
Lap 10	0:47,876	0:48,432	0:48,924	0:48,279	0:48,067	0:48,145	0:48,108	0:48,787	0:49,474	0:48,366	0:48,197	0:48,787
Lap 11	0:48,061	0:48,145	0:48,335	0:48,070	0:48,449	0:48,208	0:48,420	0:48,835	0:49,041	0:48,318		0:48,281
Lap 12	0:47,723	0:47,959	0:50,801	0:48,095	0:48,057	0:48,107	0:49,374	0:48,624	0:48,545	0:48,169		0:48,517
Lap 13	0:47,809	0:47,908	0:47,918	0:48,146			0:48,327	0:48,297	0:49,284	0:49,147		0:48,449
Lap 14	0:47,704	0:47,835	0:47,974	0:48,025			0:48,182	0:48,187	0:48,510	0:48,664		0:48,204
Lap 15	0:47,775	0:47,862	0:47,949	0:48,024				0:48,308	0:48,251			
Lap 16	0:47,821	0:48,034	0:47,934					0:48,150	0:48,291			
Lap 17									0:48,150			
Lap 18												

free practice DJKM (OK-Junior) Group 1

Strecke / track: 1200 started: 23 classified: 23 not classified: 0

Fahrername Driver	Ried Jonas	Scionti Enzo	Pingasov Miron	Speck Luis Laurin	Hantke Nico	Eichenberger Gaia	Ringdahl Neo	Bönighausen Colin Jamie	Lagrotteria Antonio	Ebner Moritz	Weimann Jule
schnellste Runde in Runde	0:48,206 Rn. 13	0:48,246 Rn. 15	0:48,264 Rn. 13	0:48,327 Rn. 17	0:48,508 Rn. 16	0:48,513 Rn. 16	0:48,601 Rn. 15	0:48,718 Rn. 17	0:48,729 Rn. 5	0:48,899 Rn. 4	0:49,017 Rn. 13
Speed	89,6 km/h	89,5 km/h	89,5 km/h	89,4 km/h	89,1 km/h	89,0 km/h	88,9 km/h	88,7 km/h	88,7 km/h	88,3 km/h	88,1 km/h
Lap 1	0:53,785	0:52,185	0:52,416	0:53,375	0:52,889	0:53,038	0:51,779	0:52,838	0:50,287	0:50,572	0:53,562
Lap 2	0:52,193	0:50,122	0:50,616	0:50,882	0:50,138	0:51,356	0:51,253	0:50,672	0:49,404	0:49,486	0:52,111
Lap 3	0:50,809	0:49,524	0:49,866	0:49,874	0:49,793	0:49,852	0:49,683	0:49,606	0:49,421	0:49,262	0:50,584
Lap 4	0:50,267	0:49,001	0:49,913	0:51,223	0:49,317	0:49,439	0:49,927	0:49,794	0:48,964	0:48,899	0:50,045
Lap 5	2:32,624	0:49,119	0:49,902	0:50,208	0:49,109	0:49,302	0:51,027	0:49,209	0:48,729	0:48,917	0:49,544
Lap 6	0:50,716	0:48,876	3:07,864	0:48,918	0:49,304	0:49,411	0:49,475	0:49,285	0:49,261	0:49,444	0:49,743
Lap 7	0:50,349	0:49,338	0:56,721	0:49,559	0:49,328	0:49,149	0:49,698	0:49,020	2:13,295	0:49,010	0:50,197
Lap 8	0:49,494	0:48,842	0:51,476	0:49,098	1:55,227	0:49,724	0:49,223	0:48,933	0:49,245		1:53,698
Lap 9	0:48,537	0:48,865	0:48,758	0:48,944	0:51,084	0:49,025	2:34,790	0:49,144	0:49,220	0:49,479	0:49,479
Lap 10	0:48,355	0:49,047	0:50,090	0:49,012	0:49,290	2:02,264	0:49,149	0:49,065	0:49,037	0:49,667	0:49,667
Lap 11	0:48,349	0:49,472	0:48,629	1:30,437	0:49,044	0:50,937	0:48,825	0:48,759	0:49,117	0:49,830	0:49,830
Lap 12	0:48,447	2:11,840	0:48,445	0:48,433	0:49,297	0:48,703	0:48,830	0:49,104	0:48,903	0:49,467	0:49,467
Lap 13	0:48,206	0:48,631	0:48,264	0:48,336	0:48,799	0:49,201	0:49,397	0:48,725	0:49,047	0:49,017	0:49,017
Lap 14	0:48,272	0:48,266	0:48,340	0:48,714	0:48,568	0:48,676	0:49,300	0:48,784	0:48,943	0:49,203	0:49,203
Lap 15	0:48,414	0:48,246	0:48,543	0:48,436	0:48,571	0:48,678	0:48,601	0:48,742		0:49,101	0:49,101
Lap 16		0:48,363		0:48,402	0:48,508	0:48,513		0:48,971		0:49,040	0:49,040
Lap 17				0:48,327				0:48,718			
Lap 18								0:48,817			

free practice DJKM (OK-Junior) Group 1 Group 1

Ziel		Sektion 1		Sektion 2	
Fahrername	Zeit	Fahrername	Zeit	Fahrername	Zeit
1 119 Trulli,Enzo	0:47,704	120 Spina,Alfio Andrea	0:18,921	119 Trulli,Enzo	0:28,775
2 120 Spina,Alfio Andrea	0:47,835	119 Trulli,Enzo	0:18,925	120 Spina,Alfio Andrea	0:28,824
3 138 Askey,Kai	0:47,918	116 Zanfari,Suleiman	0:18,936	138 Askey,Kai	0:28,897
4 133 Voncken,Luca	0:48,024	142 Pizzi,Francesco	0:18,963	133 Voncken,Luca	0:28,915
5 142 Pizzi,Francesco	0:48,057	138 Askey,Kai	0:18,968	143 Ten Brinke,Thomas	0:29,035
6 143 Ten Brinke,Thomas	0:48,107	137 Laursen,Conrad	0:18,992	160 Haralampiev,Maksim	0:29,037
7 116 Zanfari,Suleiman	0:48,108	161 Brienza,Joseph	0:19,013	142 Pizzi,Francesco	0:29,045
8 137 Laursen,Conrad	0:48,150	109 Mesch,Joel	0:19,022	106 Pingasov,Miron	0:29,061
9 160 Haralampiev,Maksim	0:48,150	133 Voncken,Luca	0:19,035	109 Mesch,Joel	0:29,078
10 161 Brienza,Joseph	0:48,169	114 Ried,Jonas	0:19,041	105 Bergmeister,Jakob	0:29,088
11 109 Mesch,Joel	0:48,197	143 Ten Brinke,Thomas	0:19,045	161 Brienza,Joseph	0:29,116
12 105 Bergmeister,Jakob	0:48,204	140 Scionti,Enzo	0:19,080	114 Ried,Jonas	0:29,118
13 114 Ried,Jonas	0:48,206	105 Bergmeister,Jakob	0:19,104	137 Laursen,Conrad	0:29,129
14 140 Scionti,Enzo	0:48,246	160 Haralampiev,Maksim	0:19,113	116 Zanfari,Suleiman	0:29,136
15 106 Pingasov,Miron	0:48,264	106 Pingasov,Miron	0:19,134	140 Scionti,Enzo	0:29,161
16 155 Speck,Luis Laurin	0:48,327	134 Eichenberger,Gaia	0:19,152	155 Speck,Luis Laurin	0:29,163
17 107 Hantke,Nico	0:48,508	107 Hantke,Nico	0:19,157	107 Hantke,Nico	0:29,321
18 134 Eichenberger,Gaia	0:48,513	155 Speck,Luis Laurin	0:19,164	122 Ringdahl,Neo	0:29,349
19 122 Ringdahl,Neo	0:48,601	154 Bönighausen,Colin Jamit	0:19,201	134 Eichenberger,Gaia	0:29,360
20 154 Bönighausen,Colin Jamit	0:48,718	122 Ringdahl,Neo	0:19,252	154 Bönighausen,Colin Jamit	0:29,428
21 112 Lagrotteria,Antonio	0:48,729	112 Lagrotteria,Antonio	0:19,253	112 Lagrotteria,Antonio	0:29,476
22 158 Ebner,Morritz	0:48,899	158 Ebner,Morritz	0:19,295	158 Ebner,Morritz	0:29,507
23 108 Weimann,Jule	0:49,017	108 Weimann,Jule	0:19,351	108 Weimann,Jule	0:29,626

free practice DJKM (OK-Junior) Group 1 Group 1

Die schnellsten Zeiten

Ort	Nr. Fahrername	Zeit	Streckent.	Ø Speed
Ziel	119 Trulli, Enzo	0:47,704	1200 m	90,6 km/h
Sektion 1	120 Spina, Alfio Andrea	0:18,921	531 m	101,0 km/h
Sektion 2	119 Trulli, Enzo	0:28,775	390 m	48,8 km/h

	Smr.119 Trulli, Enzo ITA CRG Holland	Smr.120 Spina, Alfio Andrea ITA CRG Holland	Smr.138 Askey, Kai GBR Ricky Flynn Motorsport	Smr.133 Voncken, Luca DEU DS Kartsport	Smr.142 Pizzi, Francesco ITA BIREL ART RACING S.R.L.	Smr.143 TenBrinke, Thomas NLD BIREL ART RACING S.R.L.	Smr.116 Zanfani, Suleiman MAR LOTUS RACING KARTS
best	theoretisch mögliche Bestzeit 0:47,700 Ziel Sektion 1 0:18,925 Sektion 2 0:28,775	theoretisch mögliche Bestzeit 0:47,745 Ziel Sektion 1 0:18,921 Sektion 2 0:28,824	theoretisch mögliche Bestzeit 0:47,865 Ziel Sektion 1 0:18,968 Sektion 2 0:28,897	theoretisch mögliche Bestzeit 0:47,950 Ziel Sektion 1 0:19,035 Sektion 2 0:28,915	theoretisch mögliche Bestzeit 0:48,008 Ziel Sektion 1 0:18,963 Sektion 2 0:29,045	theoretisch mögliche Bestzeit 0:48,080 Ziel Sektion 1 0:19,045 Sektion 2 0:29,035	theoretisch mögliche Bestzeit 0:48,072 Ziel Sektion 1 0:18,936 Sektion 2 0:29,136
Runde 1	0:52,362 0:20,993 0:31,369	0:52,273 0:20,710 0:31,563	0:52,471 0:20,737 0:31,734	0:52,547 0:20,833 0:31,714	0:50,163 0:20,084 0:30,079	0:59,815 0:21,141 0:38,674	0:52,294 0:20,878 0:31,416
Runde 2	0:49,963 0:19,765 0:30,198	0:51,445 0:19,806 0:31,639	0:49,741 0:19,632 0:30,109	0:54,907 0:20,244 0:34,663	0:48,785 0:19,298 0:29,487	0:50,104 0:19,879 0:30,225	0:50,280 0:19,899 0:30,381
Runde 3	0:49,450 0:19,653 0:29,797	0:51,144 0:20,567 0:30,577	0:49,330 0:19,534 0:29,796	0:50,232 0:20,451 0:29,781	0:48,441 0:19,126 0:29,315	0:49,248 0:19,398 0:29,850	0:49,562 0:19,605 0:29,957
Runde 4	0:49,053 0:19,486 0:29,567	0:49,020 0:19,409 0:29,611	0:48,914 0:19,348 0:29,566	0:49,055 0:19,433 0:29,622	0:48,807 0:19,147 0:29,660	0:48,797 0:19,283 0:29,514	0:48,927 0:19,402 0:29,525
Runde 5	0:48,818 0:19,352 0:29,466	0:48,665 0:19,255 0:29,410	0:48,983 0:19,373 0:29,610	0:49,501 0:19,647 0:29,854	0:48,524 0:19,292 0:29,232	0:48,585 0:19,216 0:29,369	0:48,988 0:19,391 0:29,597
Runde 6	2:39,438 2:04,915 0:34,523	0:48,804 0:19,244 0:29,560	0:48,716 0:19,268 0:29,448	2:53,017 2:19,370 0:33,647	0:48,131 0:19,086 0:29,045	0:48,270 0:19,160 0:29,110	4:20,234 3:46,813 0:33,421
Runde 7	0:49,975 0:20,153 0:29,822	2:28,924 1:52,772 0:36,152	0:48,471 0:19,233 0:29,238	0:49,767 0:19,876 0:29,891	0:48,295 0:19,204 0:29,091	0:48,280 0:19,112 0:29,168	0:49,997 0:19,910 0:30,087
Runde 8	0:48,936 0:19,210 0:29,726	0:51,203 0:20,678 0:30,525	2:42,054 2:08,472 0:33,582	0:48,540 0:19,289 0:29,251	0:48,233 0:19,046 0:29,187	0:48,281 0:19,045 0:29,236	0:48,929 0:19,315 0:29,614
Runde 9	0:48,149 0:19,077 0:29,072	0:49,631 0:20,064 0:29,567	0:51,788 0:20,209 0:31,579	0:48,639 0:19,157 0:29,482	0:48,242 0:18,988 0:29,254	0:48,262 0:19,163 0:29,099	0:48,520 0:19,081 0:29,439
Runde 10	0:47,876 0:18,980 0:28,896	0:48,432 0:19,195 0:29,237	0:48,924 0:19,231 0:29,693	0:48,279 0:19,215 0:29,064	0:48,067 0:18,963 0:29,104	0:48,145 0:19,101 0:29,044	0:48,108 0:18,972 0:29,136
Runde 11	0:48,061 0:19,071 0:28,990	0:48,145 0:19,050 0:29,095	0:48,335 0:19,113 0:29,222	0:48,070 0:19,098 0:28,972	0:48,449 0:19,297 0:29,152	0:48,208 0:19,153 0:29,055	0:48,420 0:19,118 0:29,302
Runde 12	0:47,723 0:18,943 0:28,780	0:47,959 0:18,997 0:28,962	0:50,801 0:19,643 0:31,158	0:48,095 0:19,035 0:29,060	0:48,057 0:19,004 0:29,053	0:48,107 0:19,072 0:29,035	0:49,374 0:19,240 0:30,134
Runde 13	0:47,809 0:19,013 0:28,796	0:47,908 0:18,974 0:28,934	0:47,918 0:19,021 0:28,897	0:48,146 0:19,169 0:28,977			0:48,327 0:18,936 0:29,391
Runde 14	0:47,704 0:18,929 0:28,775	0:47,835 0:19,011 0:28,824	0:47,974 0:18,968 0:29,006	0:48,025 0:19,110 0:28,915			0:48,182 0:18,982 0:29,200
Runde 15	0:47,775 0:18,925 0:28,850	0:47,862 0:18,921 0:28,941	0:47,949 0:18,977 0:28,972	0:48,024 0:19,069 0:28,955			
Runde 16	0:47,821 0:18,960 0:28,861	0:48,034 0:18,985 0:29,049	0:47,934 0:18,991 0:28,943				
Runde 17							

free practice DJKM (OK-Junior) Group 1 Group 1

Die schnellsten Zeiten

Ort	Nr. Fahrername	Zeit	Streckent.	ø Speed
Ziel	119 Trulli, Enzo	0:47,704	1200 m	90,6 km/h
Sektion 1	120 Spina, Alilio Andrea	0:18,921	531 m	101,0 km/h
Sektion 2	119 Trulli, Enzo	0:28,775	390 m	48,8 km/h

	Smr.137 Laursen, Conrad DNK Rickly Flynn Motorsport theoretisch mögliche Bestzeit 0:48,121	Smr.160 Haralampiev, Maksim DEU Maxim Racing Sport theoretisch mögliche Bestzeit 0:48,150	Smr.161 Brenza, Joseph USA Ward Racing theoretisch mögliche Bestzeit 0:48,129	Smr.109 Mesch, Joel DEU KSM Schumacher Racing Team theoretisch mögliche Bestzeit 0:48,100	Smr.105 Bergmeister, Jakob DEU Schumacher Racing Team theoretisch mögliche Bestzeit 0:48,192	Smr.114 Ried, Jonas DEU Solgat Motorsport theoretisch mögliche Bestzeit 0:48,159	Smr.140 Scionti, Enzo USA CRG Holland theoretisch mögliche Bestzeit 0:48,241
best	Ziel 0:48,150 Sektion 1 0:18,992 Sektion 2 0:29,129	Ziel 0:48,150 Sektion 1 0:19,113 Sektion 2 0:29,037	Ziel 0:48,169 Sektion 1 0:19,013 Sektion 2 0:29,116	Ziel 0:48,197 Sektion 1 0:19,022 Sektion 2 0:29,078	Ziel 0:48,204 Sektion 1 0:19,104 Sektion 2 0:29,088	Ziel 0:48,206 Sektion 1 0:19,041 Sektion 2 0:29,118	Ziel 0:48,246 Sektion 1 0:19,080 Sektion 2 0:29,161
Runde 1	0:51,727 0:20,754 0:30,973	0:53,778 0:21,594 0:32,184	0:53,038 0:20,935 0:32,103	0:51,634 0:20,719 0:30,915	0:53,118 0:21,210 0:31,908	0:53,785 0:21,719 0:32,066	0:52,185 0:20,761 0:31,424
Runde 2	0:49,815 0:19,726 0:30,089	0:56,513 0:19,786 0:36,727	0:51,849 0:20,224 0:31,625	0:49,637 0:19,719 0:29,918	0:53,109 0:20,520 0:32,589	0:52,193 0:20,845 0:31,348	0:50,122 0:19,834 0:30,288
Runde 3	0:49,602 0:19,640 0:29,962	0:50,070 0:19,835 0:30,235	0:49,700 0:19,697 0:30,003	0:49,025 0:19,415 0:29,610	0:49,736 0:19,731 0:30,005	0:50,809 0:20,433 0:30,376	0:49,524 0:19,631 0:29,893
Runde 4	0:49,050 0:19,424 0:29,626	0:49,594 0:19,607 0:29,987	0:50,236 0:19,482 0:30,734	0:48,687 0:19,227 0:29,460	0:49,807 0:19,410 0:30,397	0:50,267 0:19,826 0:30,441	0:49,001 0:19,442 0:29,559
Runde 5	0:48,868 0:19,285 0:29,583	0:49,277 0:19,415 0:29,862	0:51,900 0:21,007 0:30,893	0:48,543 0:19,214 0:29,329	0:49,994 0:19,476 0:30,518	2:32,624 1:58,576 0:34,048	0:49,119 0:19,332 0:29,787
Runde 6	0:48,896 0:19,307 0:29,589	0:48,812 0:19,299 0:29,513	3:45,678 3:12,805 0:32,873	0:48,344 0:19,022 0:29,322	3:31,353 2:56,773 0:34,580	0:50,716 0:20,244 0:30,472	0:48,876 0:19,274 0:29,602
Runde 7	0:48,646 0:19,264 0:29,382	0:50,142 0:19,329 0:30,813	0:50,064 0:19,990 0:30,074	0:50,064 0:19,162 0:30,902	0:50,581 0:20,309 0:30,272	0:50,349 0:19,909 0:30,440	0:49,338 0:19,234 0:30,104
Runde 8	2:44,190 2:11,536 0:32,654	0:53,136 0:21,855 0:31,281	0:48,826 0:19,317 0:29,509	0:48,421 0:19,113 0:29,308	0:48,931 0:19,405 0:29,526	0:49,494 0:19,463 0:30,031	0:48,842 0:19,430 0:29,412
Runde 9	0:50,785 0:19,978 0:30,807	0:55,830 0:22,902 0:32,928	0:49,182 0:19,688 0:29,494	0:48,205 0:19,104 0:29,101	0:48,446 0:19,177 0:29,269	0:48,537 0:19,222 0:29,315	0:48,865 0:19,403 0:29,462
Runde 10	0:48,787 0:19,339 0:29,448	0:49,474 0:19,962 0:29,512	0:48,366 0:19,060 0:29,306	0:48,197 0:19,119 0:29,078	0:48,787 0:19,207 0:29,580	0:48,355 0:19,156 0:29,199	0:49,047 0:19,273 0:29,774
Runde 11	0:48,835 0:19,253 0:29,582	0:49,041 0:19,522 0:29,519	0:48,318 0:19,202 0:29,116		0:48,281 0:19,104 0:29,177	0:48,349 0:19,181 0:29,168	0:49,472 0:19,658 0:29,814
Runde 12	0:48,624 0:19,398 0:29,226	0:48,545 0:19,208 0:29,337	0:48,169 0:19,013 0:29,156		0:48,517 0:19,237 0:29,280	0:48,447 0:19,043 0:29,404	2:11,840 1:41,776 0:30,064
Runde 13	0:48,297 0:18,992 0:29,305	0:49,284 0:19,207 0:30,077	0:49,147 0:19,505 0:29,642		0:48,449 0:19,218 0:29,231	0:48,206 0:19,067 0:29,139	0:48,631 0:19,334 0:29,297
Runde 14	0:48,187 0:19,058 0:29,129	0:48,510 0:19,155 0:29,355	0:48,664 0:19,146 0:29,518		0:48,204 0:19,116 0:29,088	0:48,272 0:19,154 0:29,118	0:48,266 0:19,080 0:29,186
Runde 15	0:48,308 0:19,079 0:29,229	0:48,251 0:19,113 0:29,138			0:48,414 0:19,041 0:29,373		0:48,246 0:19,085 0:29,161
Runde 16	0:48,150 0:19,013 0:29,137	0:48,291 0:19,123 0:29,168					0:48,363 0:19,085 0:29,278
Runde 17		0:48,150 0:19,113 0:29,037					
Runde 18							

free practice DKM (OK-Junior) Group 1 Group 1

Die schnellsten Zeiten			
Ort	Nr. Fahrername	Zeit	Streckent. ø Speed
Ziel	119 Trulli, Enzo	0:47,704	1200 m 90,6 km/h
Sektion 1	120 Spina, Alilio Andreen	0:18,921	531 m 101,0 km/h
Sektion 2	119 Trulli, Enzo	0:28,775	390 m 48,8 km/h

	Snr.106 Pingasov,Miron ESP Team Oakes		Snr.107 Hamtke,Nico DEU 3G Racing		Snr.107 Hamtke,Nico DEU 3G Racing		Snr.134 Eichenberger,Gaia CHE CPB SPORT		Snr.122 Ringdahl,Neo SWE JP Racing		Snr.154 Bönighausen,Colin Jamie DEU KSM Schumacher Racing Team		Snr.112 Lagroterria, Antonio CHE Innovate Competition					
	theoretisch mögliche Bestzeit	Ziel	theoretisch mögliche Bestzeit	Ziel	theoretisch mögliche Bestzeit	Ziel	theoretisch mögliche Bestzeit	Ziel	theoretisch mögliche Bestzeit	Ziel	theoretisch mögliche Bestzeit	Ziel	theoretisch mögliche Bestzeit	Ziel				
best	0:48,264	0:19,134	0:29,061	0:48,327	0:19,164	0:29,163	0:48,327	0:19,152	0:29,360	0:48,601	0:19,252	0:29,349	0:48,718	0:19,201	0:29,428	0:48,729	0:19,253	0:29,476
Runde 1	0:52,416	0:21,049	0:31,367	0:53,375	0:21,122	0:32,253	0:52,889	0:21,468	0:31,421	0:51,779	0:20,604	0:31,175	0:52,838	0:21,065	0:31,773	0:50,287	0:20,274	0:30,013
Runde 2	0:50,616	0:20,053	0:30,563	0:50,882	0:19,919	0:30,963	0:50,138	0:19,943	0:30,195	0:51,253	0:20,086	0:31,167	0:50,672	0:20,328	0:30,344	0:49,404	0:19,549	0:29,855
Runde 3	0:49,866	0:19,749	0:30,117	0:49,874	0:19,972	0:29,902	0:49,793	0:19,712	0:30,081	0:49,683	0:19,648	0:30,035	0:49,606	0:19,496	0:30,110	0:49,421	0:19,511	0:29,910
Runde 4	0:49,913	0:19,437	0:30,476	0:51,223	0:19,518	0:31,705	0:49,317	0:19,547	0:29,770	0:49,927	0:19,888	0:30,039	0:49,794	0:19,803	0:29,991	0:48,964	0:19,259	0:29,705
Runde 5	0:49,902	0:19,430	0:30,472	0:50,208	0:19,933	0:30,275	0:49,109	0:19,432	0:29,677	0:51,027	0:19,599	0:31,428	0:49,209	0:19,499	0:29,710	0:48,729	0:19,253	0:29,476
Runde 6	3:07,864	2:33,643	0:34,221	0:48,918	0:19,416	0:29,502	0:49,304	0:19,414	0:29,890	0:49,475	0:19,503	0:29,972	0:49,285	0:19,660	0:29,625	0:49,261	0:19,451	0:29,810
Runde 7	0:56,721	0:21,737	0:34,984	0:49,559	0:19,224	0:30,335	0:49,328	0:19,452	0:29,876	0:49,698	0:19,548	0:30,150	0:49,020	0:19,351	0:29,669	2:13,295	1:43,315	0:29,980
Runde 8	0:51,476	0:21,614	0:29,862	0:49,098	0:19,385	0:29,713	1:55,227	1:20,637	0:34,590	0:49,223	0:19,449	0:29,774	0:48,933	0:19,304	0:29,629	0:49,245	0:19,590	0:29,655
Runde 9	0:48,758	0:19,283	0:29,475	0:48,944	0:19,502	0:29,442	0:51,084	0:20,730	0:30,354	2:34,790	2:04,477	0:30,313	0:49,144	0:19,286	0:29,858	0:49,220	0:19,548	0:29,672
Runde 10	0:50,090	0:20,418	0:29,672	0:49,012	0:19,392	0:29,620	0:49,290	0:19,487	0:29,803	0:49,149	0:19,456	0:29,693	0:49,065	0:19,255	0:29,810	0:49,037	0:19,543	0:29,494
Runde 11	0:48,629	0:19,246	0:29,383	1:30,437	1:00,752	0:29,685	0:49,044	0:19,425	0:29,619	0:48,825	0:19,324	0:29,501	0:48,759	0:19,201	0:29,558	0:49,117	0:19,408	0:29,709
Runde 12	0:48,445	0:19,213	0:29,232	0:48,433	0:19,201	0:29,232	0:49,297	0:19,301	0:29,996	0:48,830	0:19,330	0:29,500	0:49,104	0:19,376	0:29,728	0:48,903	0:19,374	0:29,529
Runde 13	0:48,264	0:19,203	0:29,061	0:48,336	0:19,165	0:29,171	0:48,799	0:19,382	0:29,417	0:49,397	0:19,358	0:30,039	0:48,725	0:19,252	0:29,473	0:49,047	0:19,511	0:29,536
Runde 14	0:48,340	0:19,134	0:29,206	0:48,714	0:19,169	0:29,545	0:48,568	0:19,208	0:29,360	0:49,300	0:19,616	0:29,684	0:48,784	0:19,237	0:29,547	0:48,943	0:19,438	0:29,505
Runde 15	0:48,543	0:19,216	0:29,327	0:48,436	0:19,243	0:29,193	0:48,571	0:19,250	0:29,321	0:48,601	0:19,252	0:29,349	0:48,742	0:19,290	0:29,452	0:48,971	0:19,459	0:29,512
Runde 16				0:48,402	0:19,222	0:29,180	0:48,508	0:19,157	0:29,351				0:48,718	0:19,290	0:29,428			
Runde 17				0:48,327	0:19,164	0:29,163							0:48,817	0:19,256	0:29,561			
Runde 18																		

free practice DJKM (OK-Junior) Group 1 Group 1

Die schnellsten Zeiten			
Ort	Nr. Fahrername	Zeit	Streckent. ø Speed
Ziel	119 Trulli, Enzo	0:47,704	1200 m 90,6 km/h
Sektion 1	120 Spina, Alfio Andrea	0:18,921	531 m 101,0 km/h
Sektion 2	119 Trulli, Enzo	0:28,775	390 m 48,8 km/h

	Stmr.158 Ebner,Moritz ITA		Stmr.108 Weimann,Julie DEU		Ziel	Sektion 1	Sektion 2	Ziel	Sektion 1	Sektion 2	Ziel	Sektion 1	Sektion 2
	theoretisch mögliche Bestzeit	0:48,802	theoretisch mögliche Bestzeit	0:49,977									
best	0:48,899	0:19,295	0:29,507	0:49,017	0:19,351	0:29,626							
Runde 1	0:50,572	0:20,233	0:30,339	0:53,562	0:21,608	0:31,954							
Runde 2	0:49,486	0:19,548	0:29,938	0:52,111	0:21,008	0:31,103							
Runde 3	0:49,262	0:19,354	0:29,908	0:50,584	0:19,988	0:30,596							
Runde 4	0:48,899	0:19,392	0:29,507	0:50,045	0:19,812	0:30,233							
Runde 5	0:48,917	0:19,323	0:29,594	0:49,544	0:19,618	0:29,926							
Runde 6	0:49,444	0:19,326	0:30,118	0:49,743	0:19,564	0:30,179							
Runde 7	0:49,010	0:19,295	0:29,715	0:50,197	0:19,513	0:30,684							
Runde 8				1:53,698	1:23,144	0:30,554							
Runde 9				0:49,479	0:19,597	0:29,882							
Runde 10				0:49,667	0:19,520	0:30,147							
Runde 11				0:49,830	0:19,935	0:29,895							
Runde 12				0:49,467	0:19,569	0:29,898							
Runde 13				0:49,017	0:19,356	0:29,661							
Runde 14				0:49,203	0:19,459	0:29,744							
Runde 15				0:49,101	0:19,351	0:29,750							
Runde 16				0:49,040	0:19,414	0:29,626							
Runde 17													