

IWSK
Super Master Series



SPORT

MARCH 29
APRIL 01
2018



The way
of the Champions

Booklet



Live Web:
www.wsk.it



KZ2 Standings Super Master Series

Rnk	No.	Driver	Nation	R1QH	R1PFA	R1Fin	R2QH	R2PF	R2Fin	R3QH	R3PF	R3Fin	R4QH	R4PFA	R4PFB	R4Fin	Points
1	151	ARDIGO MARCO	IT	-	-	-	11	40	60	8	40	50	-	-	-	-	209
2	150	DE CONTO PAOLO	IT	-	-	-	-	-	-	12	50	70	-	-	-	-	132
3	123	IRLANDO ALEX	IT	7	20	50	0	6	8	0	9	15	-	-	-	-	115
4	128	PUHAKKA SIMO	FI	0	0	0	0	0	30	11	30	10	-	-	-	-	81
5	109	RENAUDIN ADRIEN	FR	9	30	20	3	0	9	0	0	7	-	-	-	-	78
6	143	LAMMERS BAS	NL	-	-	-	7	2	20	3	15	30	-	-	-	-	77
7	101	IACOVACCI FRANCESCO	IT	0	5	15	4	20	0	2	5	20	-	-	-	-	71
8	159	HAJEK PATRIK	CZ	-	-	-	-	-	-	10	20	40	-	-	-	-	70
9	102	IPPOLITO PAOLO	IT	4	1	8	1	30	15	0	0	4	-	-	-	-	63
10	110	LEUILLET TOM	FR	0	4	0	0	8	12	6	8	25	-	-	-	-	63
11	155	PALOMBA GIUSEPPE	IT	-	-	-	8	9	40	-	-	-	-	-	-	-	57
12	106	LORANDI LEONARDO	IT	8	9	30	-	-	-	-	-	-	-	-	-	-	47
13	144	ABBASSE ANTHONY	US	10	7	9	-	-	-	5	10	6	-	-	-	-	47
14	125	LONGHI RICCARDO	IT	0	2	5	5	1	10	4	6	12	-	-	-	-	45
15	133	TORNQVIST PERSSON BENJAMIN	SE	3	6	6	0	10	0	0	0	8	-	-	-	-	33
16	127	PICCINI ALESSIO	IT	2	8	12	6	0	4	0	0	0	-	-	-	-	32
17	118	SKARAS EMIL	SE	1	0	4	0	7	7	7	2	0	-	-	-	-	28
18	129	VIGANO MATTEO	IT	6	0	3	10	0	0	9	0	0	-	-	-	-	28
19	121	DAHLBERG ALEXANDER	SE	5	10	10	0	0	0	0	0	0	-	-	-	-	25
20	113	GIARDELLI ALESSANDRO	IT	0	0	0	9	0	6	0	3	0	-	-	-	-	18
21	117	FIFE JOSHUA	US	0	0	0	0	5	0	1	7	3	-	-	-	-	16
22	108	BENAVIDES BRAD	US	0	-	-	-	-	-	0	4	9	-	-	-	-	13
23	131	SCHMITZ ALEXANDER	DE	0	3	7	-	-	-	-	-	-	-	-	-	-	10
24	160	MOLLO CIRO	IT	-	-	-	2	0	5	-	-	-	-	-	-	-	7
25	124	DENNER EMILIEN	FR	0	0	0	-	-	-	0	1	5	-	-	-	-	6
26	153	COMANDUCCI FRANCESCO	IT	-	-	-	0	4	1	-	-	-	-	-	-	-	5
27	132	SKJOVIST ISAC	SE	0	0	0	0	3	0	0	0	0	-	-	-	-	3
28	134	DALE ANDREA	IT	-	-	-	0	0	3	-	-	-	-	-	-	-	3
29	116	BERTO FILIPPO	IT	0	0	2	-	-	-	0	0	0	-	-	-	-	2
30	115	BENGTSSON AXEL	SE	0	0	0	-	-	-	0	0	2	-	-	-	-	2
31	148	DAVIES DYLAN	NL	-	-	-	0	0	2	-	-	-	-	-	-	-	2
32	126	MAXIMILIAN PAUL	DE	0	0	1	0	0	0	0	0	0	-	-	-	-	1
33	114	VASILE DANIEL	RO	0	0	0	0	0	0	0	0	1	-	-	-	-	1
34	105	LORANDI ALESSIO	IT	0	0	0	-	-	-	-	-	-	-	-	-	-	0
35	103	SOGUEL YOHAN	FR	0	DSQ	0	-	-	-	-	-	-	-	-	-	-	0
36	120	NETIAGOVSKII DANIEL	RU	0	0	0	-	-	-	-	-	-	-	-	-	-	0
37	130	RASMUSSEN OLIVER	DK	0	0	0	-	-	-	0	0	0	-	-	-	-	0
38	107	NOMBLOT JEAN	FR	0	0	0	0	0	0	0	0	0	-	-	-	-	0
39	112	ARNAUD HUGO	FR	0	0	0	-	-	-	-	-	-	-	-	-	-	0
40	122	UGRAN F FILIP IOAN	RO	0	0	0	-	-	-	0	0	0	-	-	-	-	0
41	104	AUER LUCAS	DE	0	0	0	-	-	-	-	-	-	-	-	-	-	0
42	111	JOHANSSON ANDREAS	SE	0	0	0	-	-	-	0	0	0	-	-	-	-	0
43	119	NOSOV IVAN	RU	0	0	0	-	-	-	-	-	-	-	-	-	-	0
44	161	TELLONE PASQUALE	IT	-	-	-	0	0	0	-	-	-	-	-	-	-	0
44	158	LA GALA ALBERTO	IT	-	-	-	-	-	-	0	0	0	-	-	-	-	0
44	157	LABIANCA GIUSEPPE	IT	-	-	-	-	-	-	0	0	0	-	-	-	-	0
44	149	VALENTI MARCO	IT	-	-	-	0	0	0	0	0	0	-	-	-	-	0
44	145	MOOR MARK VILLEM	NL	-	-	-	0	0	-	0	0	0	-	-	-	-	0
44	141	FUSCO GIUSEPPE	IT	-	-	-	0	0	0	-	-	-	-	-	-	-	0



KZ2

FINAL (R2Fin) Results

Document 18.1 OFFICIAL

Rnk	No.	Entrant	Nat	Driver	Nat	Equipment	Laps	Time	Gap	Interv.	Best Lap	Penalty	Points
1	151	TONY KART RACING TEAM	ITA	ARDIGO' MARCO	ITA	TONY KART / VORTEX / BRIDG	17	16:21.836			57.205		60
2	155	INTREPID DRIVER PROGRAM	ITA	PALOMBA GIUSEPPE	ITA	INTREPID / TM RACING / BRIDG	17	16:23.320	1.484	1.484	57.107		40
3	128	TONY KART RACING TEAM	ITA	PUHAKKA SIMO	FIN	TONY KART / VORTEX / BRIDG	17	16:24.857	3.021	1.537	57.157		30
4	143	LION KART FACTORY RACING TEAM	SLO	LAMMERS BAS	NLD	LION KART / TM RACING / BRIDG	17	16:26.842	5.006	1.985	57.102		20
5	102	NOVALUX RACING TEAM	ITA	IPPOLITO PAOLO	ITA	LENZOKART / LKE / BRIDG	17	16:26.919	5.083	0.077	57.278		15
6	110	CPB SPORT	ITA	LEUILLET TOM	ITA	SODIKART / TM RACING / BRIDG	17	16:26.741	5.905	0.822	57.389	+1.000	12
7	125	BIREL ART RACING	ITA	LONGHI RICCARDO	ITA	BIREL ART / TM RACING / BRIDG	17	16:28.636	6.800	0.895	57.167		10
8	109	CPB SPORT	ITA	RENAUDIN ADRIEN	ITA	SODIKART / TM RACING / BRIDG	17	16:30.158	8.322	1.522	57.374		9
9	123	SODIKART	ITA	IRLANDO ALEX	ITA	SODIKART / TM RACING / BRIDG	17	16:31.874	10.038	1.716	57.063		8
10	118	ENERGY CORSE	ITA	SKARAS EMIL	SWE	ENERGY / TM RACING / BRIDG	17	16:32.163	10.327	0.289	57.509		7
11	113	CRG SPA	ITA	GIARDELLI ALESSANDRO	ITA	CRG / TM RACING / BRIDG	17	16:32.487	10.651	0.324	57.334		6
12	160	MOLLO CIRO	ITA	MOLLO CIRO	ITA	CRG / TM RACING / BRIDG	17	16:32.665	10.829	0.178	57.322		5
13	127	TONY KART RACING TEAM	ITA	PICCINI ALESSIO	ITA	TONY KART / VORTEX / BRIDG	17	16:32.751	10.915	0.086	57.146		4
14	134	NUOVA 3M SRL	ITA	DALE ANDREA	ITA	CRG / TM RACING / BRIDG	17	16:33.755	11.919	1.004	57.482		3
15	148	ZANARDI RACING TEAM	NLD	DAVIES DYLAN	NLD	ZANARDI / TM RACING / BRIDG	17	16:34.715	12.879	0.960	57.397		2
16	153	COMANUCCI ANDREA	ITA	COMANUCCI FRANCESCO	ITA	TONY KART / TM RACING / BRIDG	17	16:36.111	14.275	1.396	57.443		1
17	114	DR SRL	ITA	VASILE DANIEL	ROU	DR / MODENA / BRIDG	17	16:39.404	17.568	3.293	57.785		0
18	107	CPB SPORT	ITA	NOMBLLOT JEAN	ITA	SODIKART / TM RACING / BRIDG	17	16:40.022	18.186	0.618	57.540		0
19	149	CRG SPA	ITA	VALENTI MARCO	ITA	CRG / TM RACING / BRIDG	17	16:43.227	21.391	3.205	57.860		0
20	141	RENDA MOTORSPORT	ITA	FUSCO GIUSEPPE	ITA	FORMULA K / VORTEX / BRIDG	17	16:55.260	33.424	12.033	57.662		0
21	126	DR SRL	ITA	MAXIMILIAN PAUL	GER	DR / MODENA / BRIDG	17	16:56.585	34.749	1.325	57.416		0
22	132	ENERGY CORSE	ITA	SKJOVIST ISAC	SWE	ENERGY / TM RACING / BRIDG	17	17:00.640	38.804	4.055	58.351		0
23	101	NOVALUX RACING TEAM	ITA	IACOVACCI FRANCESCO	ITA	LUXOR / LKE / BRIDG	15	14:28.882	2 Laps	2 Laps	57.228		0
24	121	BIREL ART RACING	ITA	DAHLBERG ALEXANDER	SWE	BIREL ART / TM RACING / BRIDG	9	9:14.888	8 Laps	6 Laps	57.313		0
25	161	EVOKART SRL	ITA	TELLONE PASQUALE	ITA	EVOKART / TM RACING / BRIDG	5	4:58.301	12 Laps	4 Laps	57.738		0
26	133	CRG HOLLAND	NLD	TORNQVIST PERSSON BENJAMIN	SWE	CRG / TM RACING / BRIDG	0	2.019	17 Laps	5 Laps			0
27	117	ENERGY CORSE	ITA	FIFE JOSHUA	AUS	ENERGY / TM RACING / BRIDG	0	2.890	17 Laps	0.871			0
28	129	TONY KART RACING TEAM	ITA	VIGANO' MATTEO	ITA	TONY KART / VORTEX / BRIDG	0	3.759	17 Laps	0.869			0

No.110 LEUILLET TOM : 1 sec time penalty for bad manoeuvre (art 2.24 CIK General Prescriptions). According to Stewards' Decision No.150.

Leaders : No.151 ARDIGO' MARCO (1-17)

Start Time : 01/04 - 15:27:01

Best Lap : No.123 IRLANDO ALEX 57.063 97,59 Kph

Weather : Sunny Air : 19°C Track : Dry

Event Record : No.127 PICCINI ALESSIO 55.851 99,71 Kph

No.161 04:15 Lap 4



DOCUMENT N° 150

DÉCISION DES COMMISSAIRES SPORTIFS
STEWARDS' DECISION

PÉNALITÉ INFLIGÉE AU CONCURRENT (NOM) : **CPB SPORT**
PENALTY INFLICTED UPON THE ENTRANT (NAME):

NATIONALITÉ / NATIONALITY: **FRA**

N°: **110**
No.:

PILOTE : **LEUILLET TOM**
DRIVER :

Concerne la partie de l'Épreuve : **KZ2 - FINAL**
Concerns the part of the event:

ÉNONCÉ / STATEMENT:

1 sec time penalty in the final .

MOTIF / REASON:

The Driver no. 110 was causing an incident. In the Heat concerned in 14 lap by MP 2 he pushed the kart in front of him (kart no. 102) an following of this manoeuvre Driver no. 102 lost positions (proved by relevant video sequence). Having considered the relevant video and after hearing the Entrant and Driver concerned, the Stewards assess this manoeuvre as an incident according to art 2.24 CIK General Prescriptions. This decision is made in application of art. 2.24 CIK General Prescriptions and art. 12.3. FIA International Sporting Code.

Décision annoncée
Decision announced

Date / Date: **01/04/2018**

Heure / Time: **16:35**

Nom / Name

Signature

Président du Collège / Chairman of the Panel:

Di Bari Oronzo (ITA) :

Membres du Collège / Members of the Panel:

Valentino Giovanni (ITA) :

Giorgione Nicola (ITA) :

NOTIFICATION AU CONCURRENT CONCERNÉ / NOTIFICATION TO THE RELEVANT ENTRANT

Je soussigné :
I undersigned: Nom personnel / personal name

Représentant du Concurrent : **CPB SPORT**
Representing the Entrant: Nom du Concurrent / Entrant's name

Certifie avoir reçu notification du document N° **150** des Commissaires Sportifs de l'Épreuve.
Certify that I have been notified of document No. by the Stewards of the Meeting.

Date : Heure / Time: Signature :



WSK SUPER MASTER

INTERNATIONAL CIRCUIT NAPOLI

29 MARCH - 1 APRIL 2018 **KZ2**



KZ2

FINAL (R2Fin) Lap Chart

For information purposes. No official / regulatory value

	1	2	3	4	5	6	7	8	9	10	11	12	13	14	15	16	17	18	19	20	21	22	23	24	25	26	27	28
Grid	151	102	101	133	155	110	118	123	117	153	132	143	125	121	109	128	107	129	134	126	114	148	160	141	149	161	127	113
Start	151	102	133	101	155	110	118	123	153	117	125	143	121	109	128	132	107	129	134	126	114	148	161	160	141	113	149	127
Lap 1 Interval	151	102	101	155	110	153	128	125	143	118	134	109	161	113	160	148	149	127	123	114	107	132	141	121	126			
Lap 2	151	102	155	101	110	153	128	125	143	118	109	134	161	113	160	148	149	127	123	114	107	132	141	126	121			
Lap 3	151	102	155	101	110	128	153	125	143	118	109	134	161	113	160	148	127	123	149	114	107	132	141	126	121			
Lap 4	151	102	155	101	110	128	125	143	153	109	118	134	161	113	160	127	123	148	114	149	107	132	141	126	121			
Lap 5	151	102	155	101	110	128	125	143	109	118	153	134	161	113	160	123	127	148	114	149	107	132	141	126	121			
Lap 6	151	102	155	101	128	110	125	143	109	118	153	134	113	160	123	127	148	114	149	107	132	141	121	126				
Lap 7	151	102	155	101	128	110	143	125	118	109	153	134	113	160	123	127	148	114	107	149	132	141	121	126				
Lap 8	151	102	155	101	128	110	143	125	118	109	134	113	160	123	127	153	148	114	107	149	132	141	121	126				
Lap 9	151	155	102	101	128	110	143	125	118	109	113	123	134	127	160	153	148	107	114	149	132	141	126	121				
Lap 10	151	155	102	101	128	110	143	125	109	118	113	123	134	127	160	148	153	107	114	149	141	132	126					
Lap 11	151	155	101	102	128	110	143	125	109	118	113	123	127	160	134	148	153	107	114	149	141	132	126					
Lap 12	151	155	101	102	128	110	143	125	109	118	113	123	127	160	134	148	153	107	114	149	141	132	126					
Lap 13	151	155	101	128	102	110	143	125	109	118	113	123	127	160	134	148	153	107	114	149	141	126	132					
Lap 14	151	155	101	128	102	110	143	125	109	118	113	123	127	160	134	148	153	114	107	149	141	126	132					
Lap 15	151	155	101	128	110	143	102	125	109	118	113	123	127	160	134	148	153	114	107	149	141	126	132					
Lap 16	151	155	128	110	143	102	125	109	113	123	118	160	127	134	148	153	114	107	149	141	126	132						
Lap 17	151	155	128	110	143	102	125	109	123	118	113	160	127	134	148	153	114	107	149	141	126	132						



KZ2

FINAL (R2Fin) Analysis

For information purposes. No official / regulatory value

Laps	Sector 1	Sector 2	Sector 3	Lap Time
4	25.590	17.647	13.963	57.200
5	25.503	17.747	14.005	57.255
6	25.461	17.660	13.986	57.107
7	25.471	17.638	14.001	57.110
8	25.678	17.650	14.076	57.404
9	25.873	17.755	14.025	57.653
10	25.643	17.763	14.048	57.454
11	25.673	17.776	14.084	57.533
12	25.693	17.806	14.045	57.544
13	25.664	17.815	14.050	57.529
14	25.681	17.826	14.121	57.628
15	25.737	17.784	14.092	57.613
16	25.672	17.792	14.106	57.570
17	25.853	17.805	14.198	57.856
























No.160 MOLLO CIRO

1	30.364	18.445	15.095	1:03.904
2	26.505	18.001	14.256	58.762
3	25.832	17.824	14.075	57.731
4	25.575	17.762	14.036	57.373
5	25.559	17.738	14.095	57.392
6	25.457	17.774	14.091	57.322
7	25.680	17.751	14.039	57.470
8	25.648	17.998	14.255	57.901
9	25.845	18.393	14.461	58.699
10	26.235	17.901	14.097	58.233
11	25.798	17.836	14.108	57.742
12	25.663	17.673	14.091	57.427
13	25.638	17.724	14.088	57.450
14	25.597	17.726	14.054	57.377
15	25.567	17.852	14.092	57.511
16	25.681	18.019	14.164	57.864
17	25.691	17.772	14.989	58.452

No.161 TELLONE PASQUALE

1	29.063	18.318	14.934	1:02.315
2	26.009	18.080	14.315	58.404
3	25.632	17.927	14.179	57.738
4	25.856	17.882	14.299	58.037
5	25.690	17.948	14.139	57.777



127	PICCINI ALESSIO TONY KART / VORTEX / BRIDG		14	113	GIARDELLI ALESSANDRO CRG / TM RACING / BRIDG	
149	VALENTI MARCO CRG / TM RACING / BRIDG		13	161	TELLONE PASQUALE EVOKART / TM RACING / BRIDG	
160	MOLLO CIRO CRG / TM RACING / BRIDG		12	141	FUSCO GIUSEPPE FORMULA K / VORTEX / BRIDG	
114	VASILE DANIEL DR / MODENA / BRIDG		11	148	DAVIES DYLAN ZANARDI / TM RACING / BRIDG	
134	DALE ANDREA CRG / TM RACING / BRIDG		10	126	MAXIMILIAN PAUL DR / MODENA / BRIDG	
107	NOMBLLOT JEAN SODIKART / TM RACING / BRIDG		9	129	VIGANO' MATTEO TONY KART / VORTEX / BRIDG	
109	RENAUDIN ADRIEN SODIKART / TM RACING / BRIDG		8	128	PUHAKKA SIMO TONY KART / VORTEX / BRIDG	
125	LONGHI RICCARDO BIREL ART / TM RACING / BRIDG		7	121	DAHLBERG ALEXANDER BIREL ART / TM RACING / BRIDG	
132	SKJOVIST ISAC ENERGY / TM RACING / BRIDG		6	143	LAMMERS BAS LION KART / TM RACING / BRIDG	
117	FIFE JOSHUA ENERGY / TM RACING / BRIDG		5	153	COMANDUCCI FRANCESCO TONY KART / TM RACING / BRIDG	
118	SKARAS EMIL ENERGY / TM RACING / BRIDG		4	123	IRLANDO ALEX SODIKART / TM RACING / BRIDG	
155	PALOMBA GIUSEPPE INTREPID / TM RACING / BRIDG		3	110	LEUILLET TOM SODIKART / TM RACING / BRIDG	
101	IACOVACCI FRANCESCO LUXOR / LKE / BRIDG		2	133	TORNQVIST PERSSON BENJAMIN CRG / TM RACING / BRIDG	
151	ARDIGO' MARCO TONY KART / VORTEX / BRIDG		1	102	IPPOLITO PAOLO LENZOKART / LKE / BRIDG	

POLE POSITION





KZ2

PREFINAL (R2PF) Results

Document 16.1 OFFICIAL

Rnk	No.	Entrant	Nat	Driver	Nat	Equipment	Laps	Time	Gap	Interv.	Best Lap	Penalty	Points
1	151	TONY KART RACING TEAM	ITA	ARDIGO' MARCO	ITA	TONY KART / VORTEX / BRIDG	13	13:13.225			57.794		40
2	102	NOVALUX RACING TEAM	ITA	IPPOLITO PAOLO	ITA	LENZOKART / LKE / BRIDG	13	13:15.918	2.693	2.693	58.924		30
3	101	NOVALUX RACING TEAM	ITA	IACOVACCI FRANCESCO	ITA	LUXOR / LKE / BRIDG	13	13:16.389	3.164	0.471	58.976		20
4	133	CRG HOLLAND	NLD	TORNQVIST PERSSON BENJAMIN	SWE	CRG / TM RACING / BRIDG	13	13:14.094	3.869	0.705	58.889	+3.000	10
5	155	INTREPID DRIVER PROGRAM	ITA	PALOMBA GIUSEPPE	ITA	INTREPID / TM RACING / BRIDG	13	13:17.341	4.116	0.247	58.985		9
6	110	CPB SPORT	ITA	LEUILLET TOM	ITA	SODIKART / TM RACING / BRIDG	13	13:18.927	8.702	4.586	58.393	+3.000	8
7	118	ENERGY CORSE	ITA	SKARAS EMIL	SWE	ENERGY / TM RACING / BRIDG	13	13:19.072	8.847	0.145	58.913	+3.000	7
8	123	SODIKART	ITA	IRLANDO ALEX	ITA	SODIKART / TM RACING / BRIDG	13	13:23.861	10.636	1.789	58.957		6
9	117	ENERGY CORSE	ITA	FIFE JOSHUA	AUS	ENERGY / TM RACING / BRIDG	13	13:28.900	15.675	5.039	58.669		5
10	153	COMANDUCCI ANDREA	ITA	COMANDUCCI FRANCESCO	ITA	TONY KART / TM RACING / BRIDG	13	13:32.963	19.738	4.063	59.191		4
11	132	ENERGY CORSE	ITA	SKJOVIST ISAC	SWE	ENERGY / TM RACING / BRIDG	13	13:37.501	24.276	4.538	59.201		3
12	143	LION KART FACTORY RACING TEAM	ITA	LAMMERS BAS	NLD	LION KART / TM RACING / BRIDG	13	14:06.745	53.520	29.244	1:03.106		2
13	125	BIREL ART RACING	ITA	LONGHI RICCARDO	ITA	BIREL ART / TM RACING / BRIDG	13	14:14.013	1:00.788	7.268	1:02.778		1
14	121	BIREL ART RACING	ITA	DAHLBERG ALEXANDER	SWE	BIREL ART / TM RACING / BRIDG	13	14:17.921	1:04.696	3.908	1:03.571		0
15	109	CPB SPORT	ITA	RENAUDIN ADRIEN	ITA	SODIKART / TM RACING / BRIDG	13	14:18.249	1:05.024	0.328	1:03.722		0
16	128	TONY KART RACING TEAM	ITA	PUHAKKA SIMO	FIN	TONY KART / VORTEX / BRIDG	12	13:18.154	1 Lap	1 Lap	1:04.167		0
17	107	CPB SPORT	ITA	NOMBLLOT JEAN	ITA	SODIKART / TM RACING / BRIDG	12	13:18.882	1 Lap	0.728	1:04.277		0
18	129	TONY KART RACING TEAM	ITA	VIGANO' MATTEO	ITA	TONY KART / VORTEX / BRIDG	12	13:20.934	1 Lap	2.052	1:04.599		0
19	134	NUOVA 3M SRL	ITA	DALE ANDREA	ITA	CRG / TM RACING / BRIDG	12	13:23.188	1 Lap	2.254	1:05.097		0
20	126	DR SRL	ITA	MAXIMILIAN PAUL	GER	DR / MODENA / BRIDG	12	13:26.735	1 Lap	3.547	1:04.418		0
21	114	DR SRL	ITA	VASILE DANIEL	ROU	DR / MODENA / BRIDG	12	13:28.629	1 Lap	1.894	1:04.788		0
22	148	ZANARDI RACING TEAM	NLD	DAVIES DYLAN	NLD	ZANARDI / TM RACING / BRIDG	12	13:28.789	1 Lap	0.160	1:04.332		0
23	160	MOLLO CIRO	ITA	MOLLO CIRO	ITA	CRG / TM RACING / BRIDG	12	13:32.792	1 Lap	4.003	1:05.460		0
24	141	RENDA MOTORSPORT	ITA	FUSCO GIUSEPPE	ITA	FORMULA K / VORTEX / BRIDG	12	13:32.972	1 Lap	3.180	1:04.747	+3.000	0
25	149	CRG SPA	ITA	VALENTI MARCO	ITA	CRG / TM RACING / BRIDG	12	13:42.446	1 Lap	6.474	1:05.537		0
26	161	EVOKART SRL	ITA	TELLONE PASQUALE	ITA	EVOKART / TM RACING / BRIDG	9	10:24.487	4 Laps	3 Laps	1:06.689		0
27	127	TONY KART RACING TEAM	ITA	PICCINI ALESSIO	ITA	TONY KART / VORTEX / BRIDG	6	6:16.629	7 Laps	3 Laps	55.851		0
28	113	CRG SPA	ITA	GIARDELLI ALESSANDRO	ITA	CRG / TM RACING / BRIDG	6	7:03.238	7 Laps	46.609	1:08.504		0

No.133 TORNQVIST PERSSON BENJAMIN : Time penalty of 3 s for incorrectly installed front fairing or incorrect position of front fairing. According to Stewards' Decision No.130.
 No.110 LEUILLET TOM : Time penalty of 3 s for incorrectly installed front fairing or incorrect position of front fairing. According to Stewards' Decision No.128.
 No.118 SKARAS EMIL : Time penalty of 3 s for incorrectly installed front fairing or incorrect position of front fairing. According to Stewards' Decision No.131.
 No.141 FUSCO GIUSEPPE : Time penalty of 3 s for incorrectly installed front fairing or incorrect position of front fairing. According to Stewards' Decision No.129.

Not Classified														
	145	CPB SPORT	ITA	MOOR MARK VILLEM	FIN	SODIKART / TM RACING / BRIDG							DNS	

Leaders : No.155 PALOMBA GIUSEPPE (1-2) / No.127 PICCINI ALESSIO (3-6) / No.151 ARDIGO' MARCO (7-7) / No.133 TORNQVIST PERSSON BENJAMIN (8-8) / No.151 ARDIGO' MARCO (9-13)

Start Time : 01/04 - 12:53:14

Best Lap : No.127 PICCINI ALESSIO 55.851 99,71 Kph

Weather : Slightly cloudy Air : 17°C Track : Drying

Previous Event Record : No.151 ARDIGO' MARCO 56.307 98,90 Kph

No.161 08:30 Lap 7

No.149 09:50 Lap 8



DOCUMENT N° 131

DÉCISION DES COMMISSAIRES SPORTIFS
STEWARDS' DECISION

PÉNALITÉ INFLIGÉE AU CONCURRENT (NOM) : **ENERGY CORSE**
PENALTY INFLICTED UPON THE ENTRANT (NAME):

NATIONALITÉ / NATIONALITY: **ITA**

N°: **118**
No.:

PILOTE : **SKARAS EMIL**
DRIVER :

Concerne la partie de l'Épreuve : **KZ2 - PREFINAL**
Concerns the part of the event:

ÉNONCÉ / STATEMENT:

3 s time penalty in the session mentioned above.

MOTIF / REASON:

The front fairing of kart mentioned above was not in the correct position (according to technical drawing no. 2d) when the chequered flag was waved and the kart concerned crossed the finish line.
The Stewards impose this penalty after receiving of the relevant report of Judge of Facts and in application of the Art 30 Specific Prescriptions CIK-FIA 2018 and the relevant Bulletins.
and in application of the bulletins c of the rpg of the WSK.

Décision annoncée
Decision announced

Date / Date: **01/04/2018**

Heure / Time: **13:24**

Nom / Name

Signature

Président du Collège / Chairman of the Panel:

Di Bari Oronzo (ITA) :

Membres du Collège / Members of the Panel:

Valentino Giovanni (ITA) :

Giorgione Nicola (ITA) :

NOTIFICATION AU CONCURRENT CONCERNÉ / NOTIFICATION TO THE RELEVANT ENTRANT

Je soussigné :
I undersigned: Nom personnel / personal name

Représentant du Concurrent : **ENERGY CORSE**
Representing the Entrant: Nom du Concurrent / Entrant's name

Certifie avoir reçu notification du document N° **131** des Commissaires Sportifs de l'Épreuve.
Certify that I have been notified of document No. by the Stewards of the Meeting.

Date : Heure / Time: Signature :



DOCUMENT N° 130

DÉCISION DES COMMISSAIRES SPORTIFS
STEWARDS' DECISION

PÉNALITÉ INFLIGÉE AU CONCURRENT (NOM) : **CRG HOLLAND**
PENALTY INFLICTED UPON THE ENTRANT (NAME):

NATIONALITÉ / NATIONALITY: **NLD**

N°: **133**
No.:

PILOTE : **TORNQVIST PERSSON BENJAMIN**
DRIVER :

Concerne la partie de l'Épreuve : **KZ2 - PREFINAL**
Concerns the part of the event:

ÉNONCÉ / STATEMENT:

3 s time penalty in the session mentioned above.

MOTIF / REASON:

The front fairing of kart mentioned above was not in the correct position (according to technical drawing no. 2d) when the chequered flag was waved and the kart concerned crossed the finish line.
The Stewards impose this penalty after receiving of the relevant report of Judge of Facts and in application of the Art 30 Specific Prescriptions CIK-FIA 2018 and the relevant Bulletins.
and in application of the bulletins c of the rpg of the WSK.

Décision annoncée
Decision announced

Date / Date: **01/04/2018**

Heure / Time: **13:24**

Nom / Name

Signature

Président du Collège / Chairman of the Panel:

Di Bari Oronzo (ITA) :

Membres du Collège / Members of the Panel:

Valentino Giovanni (ITA) :

Giorgione Nicola (ITA) :

NOTIFICATION AU CONCURRENT CONCERNÉ / NOTIFICATION TO THE RELEVANT ENTRANT

Je soussigné :
I undersigned: Nom personnel / personal name

Représentant du Concurrent : **CRG HOLLAND**
Representing the Entrant: Nom du Concurrent / Entrant's name

Certifie avoir reçu notification du document N° **130** des Commissaires Sportifs de l'Épreuve.
Certify that I have been notified of document No. by the Stewards of the Meeting.

Date : Heure / Time: Signature :



DOCUMENT N° 129

DÉCISION DES COMMISSAIRES SPORTIFS
STEWARDS' DECISION

PÉNALITÉ INFLIGÉE AU CONCURRENT (NOM) : **RENDA MOTORSPORT**
PENALTY INFLICTED UPON THE ENTRANT (NAME):

NATIONALITÉ / NATIONALITY: **ITA**

N°: **141**
No.:

PILOTE : **FUSCO GIUSEPPE**
DRIVER :

Concerne la partie de l'Épreuve : **KZ2 - PREFINAL**
Concerns the part of the event:

ÉNONCÉ / STATEMENT:

3 s time penalty in the session mentioned above.

MOTIF / REASON:

The front fairing of kart mentioned above was not in the correct position (according to technical drawing no. 2d) when the chequered flag was waved and the kart concerned crossed the finish line.
The Stewards impose this penalty after receiving of the relevant report of Judge of Facts and in application of the Art 30 Specific Prescriptions CIK-FIA 2018 and the relevant Bulletins.
and in application of the bulletins c of the rpg of the WSK.

Décision annoncée
Decision announced

Date / Date: **01/04/2018**

Heure / Time: **13:23**

Nom / Name

Signature

Président du Collège / Chairman of the Panel:

Di Bari Oronzo (ITA) :

Membres du Collège / Members of the Panel:

Valentino Giovanni (ITA) :

Giorgione Nicola (ITA) :

NOTIFICATION AU CONCURRENT CONCERNÉ / NOTIFICATION TO THE RELEVANT ENTRANT

Je soussigné :
I undersigned: Nom personnel / personal name

Représentant du Concurrent : **RENDA MOTORSPORT**
Representing the Entrant: Nom du Concurrent / Entrant's name

Certifie avoir reçu notification du document N° **129** des Commissaires Sportifs de l'Épreuve.
Certify that I have been notified of document No. by the Stewards of the Meeting.

Date : Heure / Time: Signature :



DOCUMENT N° 128

DÉCISION DES COMMISSAIRES SPORTIFS
STEWARDS' DECISION

PÉNALITÉ INFLIGÉE AU CONCURRENT (NOM) : **CPB SPORT**
PENALTY INFLICTED UPON THE ENTRANT (NAME):

NATIONALITÉ / NATIONALITY: **FRA**

N°: **110**
No.:

PILOTE : **LEUILLET TOM**
DRIVER :

Concerne la partie de l'Épreuve : **KZ2 - PREFINAL**
Concerns the part of the event:

ÉNONCÉ / STATEMENT:

3 s time penalty in the session mentioned above.

MOTIF / REASON:

The front fairing of kart mentioned above was not in the correct position (according to technical drawing no. 2d) when the chequered flag was waved and the kart concerned crossed the finish line.
The Stewards impose this penalty after receiving of the relevant report of Judge of Facts and in application of the Art 30 Specific Prescriptions CIK-FIA 2018 and the relevant Bulletins.
and in application of the bulletins c of the rpg of the WSK.

Décision annoncée
Decision announced

Date / Date: **01/04/2018**

Heure / Time: **13:22**

Nom / Name

Signature

Président du Collège / Chairman of the Panel:

Di Bari Oronzo (ITA) :

Membres du Collège / Members of the Panel:

Valentino Giovanni (ITA) :

Giorgione Nicola (ITA) :

NOTIFICATION AU CONCURRENT CONCERNÉ / NOTIFICATION TO THE RELEVANT ENTRANT

Je soussigné :
I undersigned: Nom personnel / personal name

Représentant du Concurrent : **CPB SPORT**
Representing the Entrant: Nom du Concurrent / Entrant's name

Certifie avoir reçu notification du document N° **128** des Commissaires Sportifs de l'Épreuve.
Certify that I have been notified of document No. by the Stewards of the Meeting.

Date : Heure / Time: Signature :



WSK SUPER MASTER

INTERNATIONAL CIRCUIT NAPOLI

29 MARCH - 1 APRIL 2018 **KZ2**



KZ2
























PREFINAL (R2PF)

Lap Chart

For information purposes. No official / regulatory value

	1	2	3	4	5	6	7	8	9	10	11	12	13	14	15	16	17	18	19	20	21	22	23	24	25	26	27	28	29
Grid	151	129	113	155	143	127	125	101	109	160	102	123	121	128	110	133	126	118	134	114	117	141	161	153	132	107	149	148	145
Start	129	155	113	143	101	125	123	109	160	102	121	128	133	110	118	114	134	126	141	153	107	148	161	127	132	151	149	117	
Lap 1 Interval	155	151 0.1	143 0.3	101 0.6	127 0.1	133 0.0	129 0.1	102 0.0	125 0.2	109 0.9	121 0.2	114 0.5	118 0.1	123 0.2	128 0.0	134 0.4	107 0.3	126 0.3	148 0.1	110 0.9	113 0.1	141 0.2	161 0.1	160 0.1	117 0.0	132 0.4	149 0.5	153 0.0	
Lap 2	155	151 0.0	133 0.7	102 0.4	101 0.1	143 0.9	125 1.8	118 0.0	121 0.3	127 0.1	123 0.7	129 0.0	109 0.1	128 0.9	110 0.1	134 0.3	114 0.0	107 0.1	117 0.2	148 0.0	132 0.7	126 0.0	153 0.5	141 0.5	160 1.6	149 1.0	161 0.2	113 0.6	
Lap 3	127	155 1.8	133 0.1	151 0.2	102 0.2	101 1.1	118 2.0	143 1.8	123 0.3	110 1.5	121 1.1	125 0.3	117 0.8	109 0.8	129 0.2	153 0.6	134 0.0	128 0.4	132 0.0	114 1.0	148 0.2	107 0.1	126 0.3	141 0.1	160 2.2	149 2.6	161 0.4	113 0.5	
Lap 4	127	133 1.7	151 0.5	102 0.2	155 0.5	101 0.4	118 2.9	123 1.7	110 2.1	143 1.7	117 2.3	153 0.6	121 1.3	125 0.6	132 0.6	109 0.4	129 0.8	134 0.3	128 0.1	114 1.6	107 0.3	148 0.2	126 0.1	141 0.3	160 1.8	149 4.2	161 1.0	113 0.4	
Lap 5	127	133 1.4	102 0.4	151 0.3	155 0.3	101 0.6	118 2.5	123 2.8	110 1.6	117 4.8	153 0.9	143 1.2	132 4.7	125 0.9	121 0.3	109 0.1	129 1.4	134 0.4	128 0.1	107 2.1	114 1.0	141 0.1	126 0.1	148 0.1	160 1.2	149 5.0	161 1.9	113 0.6	
Lap 6	127	133 0.5	151 0.2	102 0.5	155 1.0	101 0.8	118 1.8	123 3.4	110 0.7	153 7.3	117 0.2	143 5.5	132 0.5	125 5.5	121 0.6	109 0.2	128 2.1	134 0.6	129 0.2	107 1.1	141 2.0	126 0.7	114 0.0	148 0.0	160 0.4	149 7.0	161 1.9	113 0.7	
Lap 7	151	133 0.3	102 0.3	155 1.0	101 1.1	118 1.2	110 4.4	123 0.5	117 7.5	153 1.3	132 5.9	143 3.5	125 6.6	121 0.8	109 0.3	128 1.4	134 1.0	129 0.1	107 0.9	141 3.9	126 0.1	114 0.2	148 0.0	160 0.3	149 8.2	161 0.4			
Lap 8	151	133 0.2	102 0.4	155 1.2	101 1.0	118 1.5	110 4.1	123 0.7	117 7.6	153 2.1	132 5.5	143 8.2	125 6.8	121 1.3	109 0.3	128 1.3	134 1.1	129 0.3	107 0.4	126 4.7	114 0.7	148 0.1	160 0.5	141 0.1	149 9.6	161 0.2			
Lap 9	151	133 0.3	102 0.2	155 1.2	101 0.7	118 1.9	110 3.2	123 1.3	117 7.6	153 2.8	132 5.6	143 12.5	125 7.1	121 1.7	109 0.4	128 1.2	134 1.5	129 0.1	107 0.2	126 5.3	114 0.9	148 0.1	160 0.6	141 0.4	149 11.1	161 0.4			
Lap 10	151	133 0.3	102 0.3	155 1.1	101 2.0	118 1.9	110 1.4	123 2.8	117 6.1	153 3.7	132 5.3	143 17.1	125 7.6	121 2.0	109 0.2	128 1.0	129 2.5	107 0.1	134 0.4	126 4.9	114 1.8	148 0.8	160 2.6	141 1.8	149 7.6				
Lap 11	133	151 0.5	155 0.2	102 0.1	101 0.6	118 1.1	110 1.5	123 3.4	117 6.1	153 3.4	132 5.5	143 21.4	125 7.6	121 2.1	109 0.1	128 1.9	107 2.3	129 0.2	134 1.2	126 6.4	114 1.5	148 0.6	160 2.8	141 0.8	149 8.6				
Lap 12	151	133 0.7	155 0.8	102 0.1	101 0.4	118 2.6	110 0.0	123 4.6	117 4.8	153 4.3	132 4.9	143 25.5	125 7.5	121 2.2	109 0.6	128 4.0	107 0.7	129 2.0	134 2.2	126 3.5	114 1.8	148 0.1	160 4.0	141 0.1	149 9.4				
Lap 13	151	133 0.8	102 1.8	101 0.4	155 0.9	110 1.5	118 0.1	123 4.7	117 5.0	153 4.0	132 4.5	143 29.2	125 7.2	121 3.9	109 0.3														



145	MOOR MARK VILLEM SODIKART / TM RACING / BRIDG		15	148	DAVIES DYLAN ZANARDI / TM RACING / BRIDG	
149	VALENTI MARCO CRG / TM RACING / BRIDG		14	107	NOMBLLOT JEAN SODIKART / TM RACING / BRIDG	
132	SKJOVIST ISAC ENERGY / TM RACING / BRIDG		13	153	COMANDUCCI FRANCESCO TONY KART / TM RACING / BRIDG	
161	TELLONE PASQUALE EVOKART / TM RACING / BRIDG		12	141	FUSCO GIUSEPPE FORMULA K / VORTEX / BRIDG	
117	FIFE JOSHUA ENERGY / TM RACING / BRIDG		11	114	VASILE DANIEL DR / MODENA / BRIDG	
134	DALE ANDREA CRG / TM RACING / BRIDG		10	118	SKARAS EMIL ENERGY / TM RACING / BRIDG	
126	MAXIMILIAN PAUL DR / MODENA / BRIDG		9	133	TORNQVIST PERSSON BENJAMIN CRG / TM RACING / BRIDG	
110	LEUILLET TOM SODIKART / TM RACING / BRIDG		8	128	PUHAKKA SIMO TONY KART / VORTEX / BRIDG	
121	DAHLBERG ALEXANDER BIREL ART / TM RACING / BRIDG		7	123	IRLANDO ALEX SODIKART / TM RACING / BRIDG	
102	IPPOLITO PAOLO LENZOKART / LKE / BRIDG		6	160	MOLLO CIRO CRG / TM RACING / BRIDG	
109	RENAUDIN ADRIEN SODIKART / TM RACING / BRIDG		5	101	IACOVACCI FRANCESCO LUXOR / LKE / BRIDG	
125	LONGHI RICCARDO BIREL ART / TM RACING / BRIDG		4	127	PICCINI ALESSIO TONY KART / VORTEX / BRIDG	
143	LAMMERS BAS LION KART / TM RACING / BRIDG		3	155	PALOMBA GIUSEPPE INTREPID / TM RACING / BRIDG	
113	GIARDELLI ALESSANDRO CRG / TM RACING / BRIDG		2	129	VIGANO' MATTEO TONY KART / VORTEX / BRIDG	
151	ARDIGO' MARCO TONY KART / VORTEX / BRIDG		1			

POLE POSITION





KZ2

Qualifying Heats (QH) Results

Document 13 OFFICIAL

Rnk	No.	Entrant	Nat	Driver	Nat	Equipment	Q ₁	M1	M2	M3	Points	Ch Points
1	151	TONY KART RACING TEAM	ITA	ARDIGO' MARCO	ITA	TONY KART / VORTEX / BRIDG	1	0	0	0	0	11
2	129	TONY KART RACING TEAM	ITA	VIGANO' MATTEO	ITA	TONY KART / VORTEX / BRIDG	2	2	2	2	6	10
3	113	CRG SPA	ITA	GIARDELLI ALESSANDRO	ITA	CRG / TM RACING / BRIDG	4	3	3	7	13	9
4	155	INTREPID DRIVER PROGRAM	ITA	PALOMBA GIUSEPPE	ITA	INTREPID / TM RACING / BRIDG	5	6	4	4	14	8
5	143	LION KART FACTORY RACING TEAM	SRB	LAMMERS BAS	NLD	LION KART / TM RACING / BRIDG	6	5	6	5	16	7
6	127	TONY KART RACING TEAM	ITA	PICCINI ALESSIO	ITA	TONY KART / VORTEX / BRIDG	10	9	5	3	17	6
7	125	BIREL ART RACING	ITA	LONGHI RICCARDO	ITA	BIREL ART / TM RACING / BRIDG	12	7	7	6	20	5
8	101	NOVALUX RACING TEAM	ITA	IACOVACCI FRANCESCO	ITA	LUXOR / LKE / BRIDG	11	11	8	8	27	4
9	109	CPB SPORT	ITA	RENAUDIN ADRIEN	ITA	SODIKART / TM RACING / BRIDG	14	16	14	9	39	3
10	160	MOLLO CIRO	ITA	MOLLO CIRO	ITA	CRG / TM RACING / BRIDG	9	8	11	21	40	2
11	102	NOVALUX RACING TEAM	ITA	IPPOLITO PAOLO	ITA	LENZOKART / LKE / BRIDG	19	13	12	15	40	1
12	123	SODIKART	ITA	IRLANDO ALEX	ITA	SODIKART / TM RACING / BRIDG	7	14	13	14	41	0
13	121	BIREL ART RACING	ITA	DAHLBERG ALEXANDER	SWE	BIREL ART / TM RACING / BRIDG	18	12	17	12	41	0
14	128	TONY KART RACING TEAM	ITA	PUHAKKA SIMO	FIN	TONY KART / VORTEX / BRIDG	3	4	10	28	42	0
15	110	CPB SPORT	ITA	LEUILLET TOM	ITA	SODIKART / TM RACING / BRIDG	17	10	9	27	46	0
16	133	CRG HOLLAND	NLD	TORNQVIST PERSSON BENJAMIN	SWE	CRG / TM RACING / BRIDG	20	20	16	10	46	0
17	126	DR SRL	ITA	MAXIMILIAN PAUL	DEU	DR / MODENA / BRIDG	16	18	19	11	48	0
18	118	ENERGY CORSE	ITA	SKARAS EMIL	SWE	ENERGY / TM RACING / BRIDG	8	28	15	13	56	0
19	134	NUOVA 3M SRL	ITA	DALE ANDREA	ITA	CRG / TM RACING / BRIDG	13	17	21	20	58	0
20	114	DR SRL	ITA	VASILE DANIEL	ROU	DR / MODENA / BRIDG	21	15	18	25	58	0
21	117	ENERGY CORSE	ITA	FIFE JOSHUA	AUS	ENERGY / TM RACING / BRIDG	24	19	23	18	60	0
22	141	RENDA MOTORSPORT	ITA	FUSCO GIUSEPPE	ITA	FORMULA K / VORTEX / BRIDG	22	23	22	16	61	0
23	161	EVOKART SRL	ITA	TELLONE PASQUALE	ITA	EVOKART / TM RACING / BRIDG	15	27	20	17	64	0
24	153	COMANDUCCI ANDREA	ITA	COMANDUCCI FRANCESCO	ITA	TONY KART / TM RACING / BRIDG	25	22	26	19	67	0
25	132	ENERGY CORSE	ITA	SKJOVIST ISAC	SWE	ENERGY / TM RACING / BRIDG	27	24	24	22	70	0
26	107	CPB SPORT	ITA	NOMBLLOT JEAN	ITA	SODIKART / TM RACING / BRIDG	23	21	27	23	71	0
27	149	CRG SPA	ITA	VALENTI MARCO	ITA	CRG / TM RACING / BRIDG	29	26	25	26	77	0
28	148	ZANARDI RACING TEAM	NLD	DAVIES DYLAN	ITA	ZANARDI / TM RACING / BRIDG	26	25	30	24	79	0
29	145	CPB SPORT	ITA	MOOR MARK VILLEM	EST	SODIKART / TM RACING / BRIDG	28	29	30	30	89	0



KZ2

Manche 3 (M3) Results

Document 12.1 OFFICIAL

Rnk	No.	Entrant	Nat	Driver	Nat	Equipment	Laps	Gap	Interv.	Best Lap	Penalty	Points
1	151	TONY KART RACING TEAM	ITA	ARDIGO' MARCO	ITA	TONY KART / VORTEX / BRIDG	10			56.970		0
2	129	TONY KART RACING TEAM	ITA	VIGANO' MATTEO	ITA	TONY KART / VORTEX / BRIDG	10	0.866	0.866	57.047		2
3	127	TONY KART RACING TEAM	ITA	PICCINI ALESSIO	ITA	TONY KART / VORTEX / BRIDG	10	2.127	1.261	57.189		3
4	155	INTREPID DRIVER PROGRAM	ITA	PALOMBA GIUSEPPE	ITA	INTREPID / TM RACING / BRIDG	10	4.195	2.068	57.107		4
5	143	LION KART FACTORY RACING TEAM	ITA	LAMMERS BAS	ITA	LION KART / TM RACING / BRIDG	10	4.354	0.159	57.109		5
6	125	BIREL ART RACING	ITA	LONGHI RICCARDO	ITA	BIREL ART / TM RACING / BRIDG	10	4.644	0.290	57.174		6
7	113	CRG SPA	ITA	GIARDELLI ALESSANDRO	ITA	CRG / TM RACING / BRIDG	10	6.200	1.556	57.292		7
8	101	NOVALUX RACING TEAM	ITA	IACOVACCI FRANCESCO	ITA	LUXOR / LKE / BRIDG	10	7.532	1.332	57.474		8
9	109	CPB SPORT	ITA	RENAUDIN ADRIEN	ITA	SODIKART / TM RACING / BRIDG	10	7.754	0.222	57.326		9
10	133	CRG HOLLAND	ITA	TORNQVIST PERSSON BENJAM	ITA	CRG / TM RACING / BRIDG	10	8.004	0.250	57.360		10
11	126	DR SRL	ITA	MAXIMILIAN PAUL	ITA	DR / MODENA / BRIDG	10	8.577	0.573	57.113		11
12	121	BIREL ART RACING	ITA	DAHLBERG ALEXANDER	ITA	BIREL ART / TM RACING / BRIDG	10	9.529	0.952	57.338		12
13	118	ENERGY CORSE	ITA	SKARAS EMIL	ITA	ENERGY / TM RACING / BRIDG	10	9.631	0.102	56.984		13
14	123	SODIKART	ITA	IRLANDO ALEX	ITA	SODIKART / TM RACING / BRIDG	10	9.801	0.170	57.133	+3.000	14
15	102	NOVALUX RACING TEAM	ITA	IPPOLITO PAOLO	ITA	LENZOKART / LKE / BRIDG	10	10.305	0.504	57.128		15
16	141	RENDA MOTORSPORT	ITA	FUSCO GIUSEPPE	ITA	FORMULA K / VORTEX / BRIDG	10	12.346	2.041	57.439		16
17	161	EVOKART SRL	ITA	TELLONE PASQUALE	ITA	EVOKART / TM RACING / BRIDG	10	13.584	1.238	57.462		17
18	117	ENERGY CORSE	ITA	FIFE JOSHUA	ITA	ENERGY / TM RACING / BRIDG	10	13.865	0.281	57.496		18
19	153	COMANDUCCI ANDREA	ITA	COMANDUCCI FRANCESCO	ITA	TONY KART / TM RACING / BRIDG	10	14.250	0.385	57.619		19
20	134	NUOVA 3M SRL	ITA	DALE ANDREA	ITA	CRG / TM RACING / BRIDG	10	14.895	0.645	57.790		20
21	160	MOLLO CIRO	ITA	MOLLO CIRO	ITA	CRG / TM RACING / BRIDG	10	15.668	0.773	57.277	+10.000	21
22	132	ENERGY CORSE	ITA	SKJOVIST ISAC	ITA	ENERGY / TM RACING / BRIDG	10	15.796	0.128	57.895		22
23	107	CPB SPORT	ITA	NOMBLOT JEAN	ITA	SODIKART / TM RACING / BRIDG	10	15.864	0.068	57.549		23
24	148	ZANARDI RACING TEAM	ITA	DAVIES DYLAN	ITA	ZANARDI / TM RACING / BRIDG	10	16.197	0.333	57.815		24
25	114	DR SRL	ITA	VASILE DANIEL	ITA	DR / MODENA / BRIDG	10	17.148	0.951	57.391	+3.000	25
26	149	CRG SPA	ITA	VALENTI MARCO	ITA	CRG / TM RACING / BRIDG	10	18.328	1.180	57.767		26
27	110	CPB SPORT	ITA	LEUILLET TOM	ITA	SODIKART / TM RACING / BRIDG	10	19.226	0.898	57.836		27
28	128	TONY KART RACING TEAM	ITA	PUHAKKA SIMO	ITA	TONY KART / VORTEX / BRIDG	8	2 Laps	2 Laps	57.140		28

No.123 IRLANDO ALEX : Time penalty of 3 s for incorrectly installed front fairing or incorrect position of front fairing. According to Stewards' Decision No.71.
 No.160 MOLLO CIRO : Time penalty of 10 s for incorrectly installed front fairing or incorrect position of front fairing. According to Stewards' Decision No.73.
 No.114 VASILE DANIEL : Time penalty of 3 s for incorrectly installed front fairing or incorrect position of front fairing. According to Stewards' Decision No.72.

Not Classified												
	145	CPB SPORT	ITA	MOOR MARK VILLEM	ITA	SODIKART / TM RACING / BRIDG		DNS				30

Leaders : No.151 ARDIGO' MARCO (1-10)

Start Time : 31/03 - 16:00:52

Best Lap : No.151 ARDIGO' MARCO 56.970 97,75 Kph

Weather : Cloudy Air : 17°C Track : Dry

Event Record : No.151 ARDIGO' MARCO 56.307 98,90 Kph



DOCUMENT N° 73

DÉCISION DES COMMISSAIRES SPORTIFS
STEWARDS' DECISION

PÉNALITÉ INFLIGÉE AU CONCURRENT (NOM) : **MOLLO CIRO**
PENALTY INFLICTED UPON THE ENTRANT (NAME):

NATIONALITÉ / NATIONALITY: **ITA**

N°: **160**
No.:

PILOTE : **MOLLO CIRO**
DRIVER :

Concerne la partie de l'Épreuve : **KZ2 - Manche 3**
Concerns the part of the event:

ÉNONCÉ / STATEMENT:

10 s time penalty in the session mentioned above.

MOTIF / REASON:

The front fairing of kart mentioned above was not in the correct position (according to technical drawing no. 2d) when the chequered flag was waved and the kart concerned crossed the finish line.
The Stewards impose this penalty after receiving of the relevant report of Judge of Facts and in application of the Art 30 Specific Prescriptions CIK-FIA 2018 and the relevant Bulletins.
and in application of the bulletins c of the rpg of the WSK.

Décision annoncée
Decision announced

Date / Date: **31/03/2018**

Heure / Time: **16:46**

Nom / Name

Signature

Président du Collège / Chairman of the Panel:

Di Bari Oronzo (ITA) :

Membres du Collège / Members of the Panel:

Valentino Giovanni (ITA) :

Giorgione Nicola (ITA) :

NOTIFICATION AU CONCURRENT CONCERNÉ / NOTIFICATION TO THE RELEVANT ENTRANT

Je soussigné :
I undersigned: Nom personnel / personal name

Représentant du Concurrent : **MOLLO CIRO**
Representing the Entrant: Nom du Concurrent / Entrant's name

Certifie avoir reçu notification du document N° **73** des Commissaires Sportifs de l'Épreuve.
Certify that I have been notified of document No. by the Stewards of the Meeting.

Date : Heure / Time: Signature :



DOCUMENT N° 72

DÉCISION DES COMMISSAIRES SPORTIFS
STEWARDS' DECISION

PÉNALITÉ INFLIGÉE AU CONCURRENT (NOM) : **DR SRL**
PENALTY INFLICTED UPON THE ENTRANT (NAME):

NATIONALITÉ / NATIONALITY: **ITA**

N°: **114**
No.:

PILOTE : **VASILE DANIEL**
DRIVER :

Concerne la partie de l'Épreuve : **KZ2 - Manche 3**
Concerns the part of the event:

ÉNONCÉ / STATEMENT:

3 s time penalty in the session mentioned above.

MOTIF / REASON:

The front fairing of kart mentioned above was not in the correct position (according to technical drawing no. 2d) when the chequered flag was waved and the kart concerned crossed the finish line.
The Stewards impose this penalty after receiving of the relevant report of Judge of Facts and in application of the Art 30 Specific Prescriptions CIK-FIA 2018 and the relevant Bulletins.
and in application of the bulletins c of the rpg of the WSK.

Décision annoncée
Decision announced

Date / Date: **31/03/2018**

Heure / Time: **16:20**

Nom / Name

Signature

Président du Collège / Chairman of the Panel:

Di Bari Oronzo (ITA) :

Membres du Collège / Members of the Panel:

Valentino Giovanni (ITA) :

Giorgione Nicola (ITA) :

NOTIFICATION AU CONCURRENT CONCERNÉ / NOTIFICATION TO THE RELEVANT ENTRANT

Je soussigné :
I undersigned: Nom personnel / personal name

Représentant du Concurrent : **DR SRL**
Representing the Entrant: Nom du Concurrent / Entrant's name

Certifie avoir reçu notification du document N° **72** des Commissaires Sportifs de l'Épreuve.
Certify that I have been notified of document No. by the Stewards of the Meeting.

Date : Heure / Time: Signature :



DOCUMENT N° 71

DÉCISION DES COMMISSAIRES SPORTIFS
STEWARDS' DECISION

PÉNALITÉ INFLIGÉE AU CONCURRENT (NOM) : **SODIKART**
PENALTY INFLICTED UPON THE ENTRANT (NAME):

NATIONALITÉ / NATIONALITY: **FRA**

N°: **123**
No.:

PILOTE : **IRLANDO ALEX**
DRIVER :

Concerne la partie de l'Épreuve : **KZ2 - Manche 3**
Concerns the part of the event:

ÉNONCÉ / STATEMENT:

3 s time penalty in the session mentioned above.

MOTIF / REASON:

The front fairing of kart mentioned above was not in the correct position (according to technical drawing no. 2d) when the chequered flag was waved and the kart concerned crossed the finish line.
The Stewards impose this penalty after receiving of the relevant report of Judge of Facts and in application of the Art 30 Specific Prescriptions CIK-FIA 2018 and the relevant Bulletins.
and in application of the bulletins c of the rpg of the WSK.

Décision annoncée
Decision announced

Date / Date: **31/03/2018**

Heure / Time: **16:20**

Nom / Name

Signature

Président du Collège / Chairman of the Panel:

Di Bari Oronzo (ITA) :

Membres du Collège / Members of the Panel:

Valentino Giovanni (ITA) :

Giorgione Nicola (ITA) :

NOTIFICATION AU CONCURRENT CONCERNÉ / NOTIFICATION TO THE RELEVANT ENTRANT

Je soussigné :
I undersigned: Nom personnel / personal name

Représentant du Concurrent : **SODIKART**
Representing the Entrant: Nom du Concurrent / Entrant's name

Certifie avoir reçu notification du document N° **71** des Commissaires Sportifs de l'Épreuve.
Certify that I have been notified of document No. by the Stewards of the Meeting.

Date : Heure / Time: Signature :



WSK SUPER MASTER

INTERNATIONAL CIRCUIT NAPOLI

29 MARCH - 1 APRIL 2018 **KZ2**



KZ2

Manche 3 (M3)

Lap Chart

For information purposes. No official / regulatory value

	1	2	3	4	5	6	7	8	9	10	11	12	13	14	15	16	17	18	19	20	21	22	23	24	25	26	27	28	29
Grid	151	129	113	155	127	143	125	101	110	128	160	102	123	109	118	133	121	114	126	161	134	141	117	132	149	153	107	145	148
Start	151	129	113	155	127	143	125	101	110	160	123	109	102	118	128	133	121	114	126	161	134	132	153	117	149	148	141	107	
Lap 1	151	113	129	127	155	143	109	101	125	160	110	123	118	133	121	161	153	117	126	134	107	141	128	102	132	149	114	148	148
Interval		0.5	0.2	0.3	0.1	0.4	0.2	0.3	0.3	0.1	0.2	0.1	0.3	0.1	1.1	0.3	0.2	0.1	0.1	0.3	0.1	0.1	0.3	0.1	0.2	0.4	0.2	0.2	0.4
Lap 2	151	113	129	127	155	143	109	101	125	160	123	110	118	133	121	161	126	117	141	107	153	102	128	134	132	114	148	149	149
Interval		0.6	0.1	0.1	0.1	0.1	0.5	0.3	0.3	0.3	0.5	0.1	0.4	0.2	0.7	0.8	0.2	0.6	0.3	0.1	0.1	0.1	0.1	0.5	0.1	0.5	0.5	0.5	0.4
Lap 3	151	129	127	113	155	143	109	101	125	160	123	110	118	133	121	161	126	117	141	107	102	128	153	132	114	134	148	149	149
Interval		0.8	0.2	0.1	0.3	0.1	0.1	0.2	0.2	0.2	0.3	0.7	0.1	0.0	1.1	0.8	0.1	0.4	0.2	0.2	0.4	0.1	0.1	1.1	0.5	0.2	0.1	0.3	0.3
Lap 4	151	129	127	113	155	143	109	101	125	160	123	110	133	118	121	126	161	117	141	107	128	102	153	132	114	134	148	149	149
Interval		0.7	0.2	0.1	0.1	0.4	0.1	0.4	0.2	0.3	0.2	1.2	0.2	0.1	0.6	0.8	0.2	0.1	0.1	0.3	0.1	0.5	0.1	1.3	0.1	0.4	0.2	0.2	0.2
Lap 5	151	129	127	113	155	143	109	125	101	160	123	110	133	118	121	126	117	141	128	102	161	153	107	114	132	134	148	149	149
Interval		0.7	0.3	0.5	0.1	0.1	0.2	0.6	0.1	0.1	0.1	2.3	0.0	0.0	0.1	0.5	1.2	0.1	0.1	1.0	0.3	0.1	0.1	0.4	0.4	0.3	0.2	0.6	0.6
Lap 6	151	129	127	113	155	143	109	125	160	101	123	133	121	126	110	118	128	117	141	102	161	153	114	107	132	134	148	149	149
Interval		0.7	0.5	0.6	0.1	0.1	0.1	0.4	0.5	0.1	0.0	2.8	0.9	0.0	0.1	0.1	0.4	0.4	0.1	0.4	0.6	0.0	0.4	0.1	0.6	0.1	0.2	0.7	0.7
Lap 7	151	129	127	155	143	125	109	160	113	123	101	133	121	126	110	128	118	117	141	102	161	153	114	107	134	132	148	149	149
Interval		0.5	0.7	1.0	0.4	1.1	0.1	0.1	0.2	0.1	0.1	2.0	1.0	0.1	0.4	0.3	0.1	0.3	0.3	0.0	1.2	0.0	0.2	0.1	0.9	0.2	0.2	0.4	0.4
Lap 8	151	129	127	155	143	125	160	113	109	123	101	133	126	121	110	128	118	102	141	117	161	153	114	134	132	148	107	149	149
Interval		0.6	0.9	0.9	0.3	1.2	0.7	0.6	0.8	0.1	0.1	0.4	1.2	0.3	0.4	0.0	0.1	0.6	1.0	0.2	0.5	0.2	0.1	0.9	0.5	0.6	0.0	1.2	1.2
Lap 9	151	129	127	155	143	125	160	113	123	101	109	133	126	121	118	102	141	117	161	114	153	134	132	107	148	110	149		
Interval		0.5	1.2	1.0	0.2	1.3	0.7	0.7	0.8	0.3	0.2	0.2	0.9	0.5	0.6	0.5	1.5	0.4	0.1	0.3	0.3	1.0	0.6	0.4	0.3	1.3	0.3		
Lap 10	151	129	127	155	143	125	160	113	123	101	109	133	126	121	118	102	141	161	117	114	153	134	132	107	148	149	110		
Interval		0.8	1.2	2.0	0.1	0.2	1.0	0.5	0.6	0.7	0.2	0.2	0.5	0.9	0.1	0.6	2.0	1.2	0.2	0.2	0.1	0.6	0.9	0.0	0.3	2.1	0.8		



KZ2

Manche 3 (M3) Analysis

For information purposes. No official / regulatory value

Laps	Sector 1	Sector 2	Sector 3	Lap Time	Laps	Sector 1	Sector 2	Sector 3	Lap Time	Laps	Sector 1	Sector 2	Sector 3	Lap Time
No.101 IACOVACCI FRANCESCO					No.114 VASILE DANIEL					No.126 MAXIMILIAN PAUL				
1	28.836	18.161	14.300	1:01.297	9	25.529	17.745	14.089	57.363	7	25.875	18.123	14.254	58.252
2	25.812	17.854	14.158	57.824	10	25.564	17.746	14.057	57.367	8	25.450	17.744	14.037	57.231
3	25.739	17.826	14.197	57.762	No.117 FIFE JOSHUA					9	25.590	17.729	14.048	57.367
4	25.682	17.809	14.104	57.595	1	31.550	19.380	14.948	1:05.878	10	25.467	17.735	14.042	57.244
5	25.375	18.142	14.114	57.631	2	26.171	18.180	14.602	58.953	No.127 PICCINI ALESSIO				
6	25.560	18.103	14.137	57.800	3	25.889	18.175	14.262	58.326	1	30.086	18.882	14.707	1:03.675
7	26.120	18.047	14.204	58.371	4	25.448	18.004	14.140	57.592	2	26.180	17.938	14.077	58.195
8	25.871	18.685	14.368	58.924	5	25.497	17.807	14.212	57.516	3	25.870	17.839	14.139	57.848
9	25.639	17.778	14.062	57.479	6	25.663	17.745	14.174	57.582	4	25.595	17.797	14.125	57.517
10	25.529	17.835	14.110	57.474	7	25.851	17.837	14.107	57.795	5	25.459	17.706	14.047	57.212
No.102 IPPOLITO PAOLO					8	26.273	17.804	14.111	58.188	6	25.948	18.032	14.292	58.272
1	31.642	18.908	14.780	1:05.330	9	25.614	17.689	14.088	57.391	7	25.731	17.876	14.019	57.626
2	26.029	18.163	14.238	58.430	10	25.748	18.053	14.710	58.511	8	25.474	17.896	14.085	57.455
3	25.734	17.894	14.178	57.806	No.118 SKARAS EMIL					9	25.419	17.763	13.959	57.141
4	25.749	17.938	14.132	57.819	1	29.193	18.933	14.780	1:02.906	10	25.411	17.734	13.968	57.113
5	25.481	18.436	14.232	58.149	2	26.655	18.059	14.287	59.001	No.128 PUHAKKA SIMO				
6	25.601	17.868	14.043	57.512	3	25.683	17.809	14.139	57.631	1	31.407	18.835	14.797	1:05.039
7	25.508	17.939	14.019	57.466	4	25.588	17.874	14.034	57.496	2	25.786	17.833	14.277	57.896
8	25.563	17.846	14.045	57.454	5	25.964	18.006	14.118	58.088	3	25.869	17.795	14.164	57.828
9	25.485	17.691	13.990	57.166	6	25.749	18.261	14.252	58.262	4	25.432	17.691	14.189	57.312
10	25.442	17.703	13.983	57.128	7	25.734	17.821	14.077	57.632	5	25.483	17.627	14.079	57.189
No.107 NOMBLLOT JEAN					8	26.490	17.990	14.686	59.166	6	25.446	17.684	14.156	57.286
1	29.047	18.896	14.821	1:02.764	9	25.910	17.840	14.134	57.884	7	25.437	17.640	14.120	57.197
2	26.098	18.123	14.543	58.764	10	25.802	18.375	14.500	58.677	8	25.527	17.705	14.057	57.289
3	25.795	17.919	13.994	57.708	No.121 DAHLBERG ALEXANDER					9	25.505	17.712	14.098	57.315
4	25.602	17.846	14.101	57.549	1	29.109	18.330	14.484	1:01.923	10	25.557	17.689	14.087	57.333
5	25.866	19.086	14.534	59.486	2	25.714	18.037	14.595	58.346	No.129 VIGANO' MATTEO				
6	26.254	17.865	14.102	58.221	3	25.557	17.687	14.411	57.655	1	28.361	17.984	14.309	1:00.654
7	25.790	17.956	14.066	57.812	4	26.083	18.007	14.138	58.228	2	25.909	17.923	14.200	58.032
8	27.273	18.657	14.284	1:00.214	5	25.553	17.845	14.620	58.018	3	25.736	18.000	14.096	57.832
9	25.789	17.812	14.003	57.604	6	26.866	18.103	14.339	59.308	4	25.472	17.663	14.005	57.140
10	25.578	17.874	14.364	57.816	7	25.714	18.044	14.433	58.191	5	25.519	18.013	14.096	57.628
No.109 RENAUDIN ADRIEN					8	25.401	17.910	14.269	57.580	6	25.612	17.860	14.030	57.502
1	28.021	18.174	14.230	1:00.425	9	25.755	17.587	13.954	57.296	7	25.439	17.952	14.196	57.587
2	25.794	17.898	14.168	57.860	10	25.327	17.640	14.017	56.984	8	25.357	17.907	14.265	57.529
3	25.791	17.895	14.180	57.866	No.123 IRLANDO ALEX					No.132 SKJOVIST ISAC				
4	25.657	17.721	14.011	57.389	1	29.146	18.215	14.469	1:01.830	1	30.481	18.908	15.257	1:04.646
5	25.572	17.774	13.980	57.326	2	25.748	18.084	14.213	58.045	2	26.493	18.173	14.415	59.081
6	25.631	17.705	13.990	57.326	3	25.733	17.978	14.137	57.848	3	26.037	18.110	14.224	58.371
7	26.222	18.325	14.374	58.921	4	25.630	17.939	14.116	57.685	4	25.776	17.924	14.195	57.895
8	25.750	19.237	14.289	59.276	5	25.466	17.814	14.205	57.485	5	25.925	17.989	14.219	58.133
9	26.191	17.746	14.078	58.015	6	26.347	18.117	14.331	58.795	6	25.804	17.905	14.285	57.994
10	25.575	17.809	14.078	57.462	7	25.632	17.823	14.124	57.579	7	25.789	18.295	14.228	58.312
No.110 LEUILLET TOM					8	25.905	17.840	14.200	57.945	8	26.036	18.078	14.217	58.331
1	29.180	18.298	14.442	1:01.920	9	25.517	17.793	14.028	57.338	9	25.425	17.683	13.946	57.054
2	25.807	18.292	14.295	58.394	10	25.488	17.868	14.128	57.484	10	25.516	17.687	14.073	57.276
3	25.707	17.860	14.406	57.973	No.125 LONGHI RICCARDO					No.133 TORNQVIST PERSSON BENJAMIN				
4	25.870	18.017	14.143	58.030	1	29.124	18.254	14.433	1:01.811	1	29.272	18.223	14.468	1:01.963
5	25.560	17.928	14.797	58.285	2	25.757	17.887	14.142	57.786	2	25.763	17.926	14.753	58.442
6	26.359	18.541	14.348	59.248	3	25.562	17.832	14.221	57.615	3	25.609	17.740	14.181	57.530
7	25.709	17.965	14.168	57.842	4	25.756	17.728	14.101	57.585	4	25.763	18.116	14.138	58.017
8	25.578	17.943	14.315	57.836	5	25.393	17.797	14.130	57.320	5	25.491	17.874	14.699	58.064
9	32.425	17.969	14.181	1:04.575	6	25.424	17.707	14.043	57.174	6	26.122	17.786	14.094	58.002
10	26.669	18.443	14.425	59.537	No.113 GIARDELLI ALESSANDRO									
1	27.956	17.912	14.294	1:00.162	1	27.956	17.912	14.294	1:00.162					
2	25.924	17.990	14.227	58.141	2	25.924	17.990	14.227	58.141					
3	26.364	17.780	14.147	58.291	3	26.364	17.780	14.147	58.291					
4	25.437	17.699	14.156	57.292	4	25.437	17.699	14.156	57.292					
5	25.511	17.944	14.150	57.605	5	25.511	17.944	14.150	57.605					
6	25.547	17.777	14.038	57.362	6	25.547	17.777	14.038	57.362					
7	27.364	18.070	14.313	59.747	7	27.364	18.070	14.313	59.747					
8	25.671	18.366	14.053	58.090	8	25.671	18.366	14.053	58.090					



K22

Manche 3 (M3)

Analysis

For information purposes. No official / regulatory value

Laps	Sector 1	Sector 2	Sector 3	Lap Time
7	25.651	17.753	14.084	57.488
8	25.578	17.726	14.056	57.360
9	25.658	17.789	14.056	57.503
10	25.509	17.854	14.089	57.452

No.134 DALE ANDREA

Laps	Sector 1	Sector 2	Sector 3	Lap Time
1	29.662	19.216	14.850	1:03.728
2	26.696	18.938	14.374	1:00.008
3	26.386	18.558	14.333	59.277
4	25.734	17.901	14.155	57.790
5	25.834	17.870	14.130	57.834
6	25.735	17.904	14.170	57.809
7	25.823	18.004	14.122	57.949
8	25.944	17.943	14.125	58.012
9	25.886	17.881	14.070	57.837
10	25.892	17.861	14.112	57.865

No.141 FUSCO GIUSEPPE

Laps	Sector 1	Sector 2	Sector 3	Lap Time
1	29.610	19.178	14.607	1:03.395
2	26.090	18.088	14.305	58.483
3	25.637	17.828	14.068	57.533
4	25.614	17.846	13.979	57.439
5	25.579	18.395	14.063	58.037
6	26.094	17.911	14.277	58.282
7	25.759	18.022	14.077	57.858
8	26.039	18.187	14.332	58.558
9	25.697	17.927	14.073	57.697
10	25.641	17.940	14.016	57.597

No.143 LAMMERS BAS

Laps	Sector 1	Sector 2	Sector 3	Lap Time
1	28.696	18.039	14.227	1:00.962
2	25.736	17.733	14.128	57.597
3	26.122	17.953	14.169	58.244
4	25.597	17.815	14.018	57.430
5	25.494	17.744	14.018	57.256
6	25.667	17.770	13.971	57.408
7	25.912	17.775	14.054	57.741
8	25.415	17.706	13.988	57.109
9	25.556	17.732	13.972	57.260
10	25.436	18.061	14.786	58.283

No.148 DAVIES DYLAN

Laps	Sector 1	Sector 2	Sector 3	Lap Time
1	30.547	19.622	15.157	1:05.326
2	26.407	18.061	14.620	59.088
3	25.872	17.968	14.312	58.152
4	25.760	17.900	14.192	57.852
5	25.827	17.876	14.160	57.863
6	25.801	17.844	14.187	57.832
7	25.766	18.050	14.319	58.135
8	25.938	18.475	14.306	58.719
9	26.086	17.854	14.073	58.013
10	25.737	17.850	14.228	57.815

No.149 VALENTI MARCO

Laps	Sector 1	Sector 2	Sector 3	Lap Time
1	30.427	19.291	15.028	1:04.746
2	26.253	18.324	15.636	1:00.213
3	25.904	17.971	14.199	58.074
4	25.659	17.954	14.154	57.767
5	25.938	17.940	14.387	58.265
6	25.787	17.913	14.257	57.957
7	25.713	17.923	14.172	57.808
8	25.730	18.431	15.392	59.553
9	26.183	17.955	14.254	58.392
10	25.977	18.018	14.276	58.271

No.151 ARDIGO' MARCO

Laps	Sector 1	Sector 2	Sector 3	Lap Time
1	28.109	17.896	14.190	1:00.195
2	25.856	17.956	14.165	57.977
3	25.664	17.892	14.176	57.732
4	25.592	17.700	14.045	57.337

Laps	Sector 1	Sector 2	Sector 3	Lap Time
5	25.461	17.708	13.978	57.147
6	25.371	17.721	13.984	57.076
7	25.468	17.748	14.008	57.224
8	25.306	17.702	13.962	56.970
9	25.388	17.740	13.992	57.120
10	25.352	17.638	13.990	56.980

No.153 COMANDUCCI FRANCESCO

Laps	Sector 1	Sector 2	Sector 3	Lap Time
1	29.113	18.844	14.849	1:02.806
2	26.954	18.408	14.374	59.736
3	26.233	17.902	14.195	58.330
4	25.600	17.841	14.178	57.619
5	25.585	18.424	14.494	58.503
6	25.898	17.752	14.087	57.737
7	26.156	17.812	14.056	58.024
8	26.261	17.877	14.087	58.225
9	25.980	17.785	14.119	57.884
10	25.727	17.898	14.677	58.302

No.155 PALOMBA GIUSEPPE

Laps	Sector 1	Sector 2	Sector 3	Lap Time
1	28.669	17.943	14.189	1:00.801
2	25.843	17.812	14.218	57.873
3	26.145	17.988	14.092	58.225
4	25.385	17.668	14.054	57.107
5	25.570	17.848	14.136	57.554
6	25.713	17.704	14.008	57.425
7	25.660	17.755	14.016	57.431
8	25.461	17.722	14.021	57.204
9	25.565	17.782	14.039	57.386
10	25.546	18.099	14.730	58.375









No.160 MOLLO CIRO

Laps	Sector 1	Sector 2	Sector 3	Lap Time
1	28.861	18.230	14.375	1:01.466
2	25.795	17.974	14.185	57.954
3	25.651	17.822	14.058	57.531
4	25.654	17.836	14.160	57.650
5	25.258	17.906	14.113	57.277
6	25.546	17.835	14.064	57.445
7	25.719	17.952	14.411	58.082
8	25.653	17.892	14.100	57.645
9	25.441	17.765	14.100	57.306
10	25.593	17.814	14.132	57.539

No.161 TELLONE PASQUALE

Laps	Sector 1	Sector 2	Sector 3	Lap Time
1	29.323	19.033	14.753	1:03.109
2	26.310	17.969	14.237	58.516
3	25.897	17.871	14.150	57.918
4	25.984	17.851	14.088	57.923
5	26.333	19.093	14.452	59.878
6	25.844	17.847	14.134	57.825
7	25.939	17.964	14.143	58.046
8	26.093	17.920	14.072	58.085
9	25.643	17.802	14.017	57.462
10	25.872	18.100	14.290	58.262



148	DAVIES DYLAN ZANARDI / TM RACING / BRIDG		15	
107	NOMBLLOT JEAN SODIKART / TM RACING / BRIDG		14	145
				MOOR MARK VILLEM SODIKART / TM RACING / BRIDG
149	VALENTI MARCO CRG / TM RACING / BRIDG		13	153
				COMANDUCCI FRANCESCO TONY KART / TM RACING / BRIDG
117	FIFE JOSHUA ENERGY / TM RACING / BRIDG		12	132
				SKJOVIST ISAC ENERGY / TM RACING / BRIDG
134	DALE ANDREA CRG / TM RACING / BRIDG		11	141
				FUSCO GIUSEPPE FORMULA K / VORTEX / BRIDG
126	MAXIMILIAN PAUL DR / MODENA / BRIDG		10	161
				TELLONE PASQUALE EVOKART / TM RACING / BRIDG
121	DAHLBERG ALEXANDER BIREL ART / TM RACING / BRIDG		9	114
				VASILE DANIEL DR / MODENA / BRIDG
118	SKARAS EMIL ENERGY / TM RACING / BRIDG		8	133
				TORNQVIST PERSSON BENJAMIN CRG / TM RACING / BRIDG
123	IRLANDO ALEX SODIKART / TM RACING / BRIDG		7	109
				RENAUDIN ADRIEN SODIKART / TM RACING / BRIDG
160	MOLLO CIRO CRG / TM RACING / BRIDG		6	102
				IPPOLITO PAOLO LENZOKART / LKE / BRIDG
110	LEUILLET TOM SODIKART / TM RACING / BRIDG		5	128
				PUHAKKA SIMO TONY KART / VORTEX / BRIDG
125	LONGHI RICCARDO BIREL ART / TM RACING / BRIDG		4	101
				IACOVACCI FRANCESCO LUXOR / LKE / BRIDG
127	PICCINI ALESSIO TONY KART / VORTEX / BRIDG		3	143
				LAMMERS BAS LION KART / TM RACING / BRIDG
113	GIARDELLI ALESSANDRO CRG / TM RACING / BRIDG		2	155
				PALOMBA GIUSEPPE INTREPID / TM RACING / BRIDG
151	ARDIGO' MARCO TONY KART / VORTEX / BRIDG		1	129
				VIGANO' MATTEO TONY KART / VORTEX / BRIDG

POLE POSITION





KZ2

Manche 2 (M2) Results

Document 10.1 OFFICIAL

Rnk	No.	Entrant	Nat	Driver	Nat	Equipment	Laps	Gap	Interv.	Best Lap	Penalty	Points
1	151	TONY KART RACING TEAM	ITA	ARDIGO' MARCO	ITA	TONY KART / VORTEX / BRIDG	10			57.017		0
2	129	TONY KART RACING TEAM	ITA	VIGANO' MATTEO	ITA	TONY KART / VORTEX / BRIDG	10	0.460	0.460	57.065		2
3	113	CRG SPA	ITA	GIARDELLI ALESSANDRO	ITA	CRG / TM RACING / BRIDG	10	0.691	0.231	57.015		3
4	155	INTREPID DRIVER PROGRAM	ITA	PALOMBA GIUSEPPE	ITA	INTREPID / TM RACING / BRIDG	10	1.543	0.852	57.185		4
5	127	TONY KART RACING TEAM	ITA	PICCINI ALESSIO	ITA	TONY KART / VORTEX / BRIDG	10	1.994	0.451	57.126		5
6	143	LION KART FACTORY RACING TEAM	ITA	LAMMERS BAS	ITA	LION KART / TM RACING / BRIDG	10	3.997	2.003	57.178		6
7	125	BIREL ART RACING	ITA	LONGHI RICCARDO	ITA	BIREL ART / TM RACING / BRIDG	10	6.117	2.120	57.147		7
8	101	NOVALUX RACING TEAM	ITA	IACOVACCI FRANCESCO	ITA	LUXOR / LKE / BRIDG	10	6.982	0.865	57.323		8
9	110	CPB SPORT	ITA	LEUILLET TOM	ITA	SODIKART / TM RACING / BRIDG	10	7.187	0.205	57.275		9
10	128	TONY KART RACING TEAM	ITA	PUHAKKA SIMO	FIN	TONY KART / VORTEX / BRIDG	10	7.257	0.070	57.020		10
11	160	MOLLO CIRO	ITA	MOLLO CIRO	ITA	CRG / TM RACING / BRIDG	10	7.316	0.059	57.258	+3.000	11
12	102	NOVALUX RACING TEAM	ITA	IPPOLITO PAOLO	ITA	LENZOKART / LKE / BRIDG	10	7.522	0.206	57.284		12
13	123	SODIKART	ITA	IRLANDO ALEX	ITA	SODIKART / TM RACING / BRIDG	10	7.642	0.120	57.191		13
14	109	CPB SPORT	ITA	RENAUDIN ADRIEN	ITA	SODIKART / TM RACING / BRIDG	10	7.837	0.195	57.175		14
15	118	ENERGY CORSE	ITA	SKARAS EMIL	SWE	ENERGY / TM RACING / BRIDG	10	8.306	0.469	57.064		15
16	133	CRG HOLLAND	ITA	TORNQVIST PERSSON BENJAM	SWE	CRG / TM RACING / BRIDG	10	8.424	0.118	57.315		16
17	121	BIREL ART RACING	ITA	DAHLBERG ALEXANDER	SWE	BIREL ART / TM RACING / BRIDG	10	8.852	0.428	57.553		17
18	114	DR SRL	ITA	VASILE DANIEL	ITA	DR / MODENA / BRIDG	10	9.258	0.406	57.041		18
19	126	DR SRL	ITA	MAXIMILIAN PAUL	ITA	DR / MODENA / BRIDG	10	9.594	0.336	57.303		19
20	161	EVOKART SRL	ITA	TELLONE PASQUALE	ITA	EVOKART / TM RACING / BRIDG	10	10.003	0.409	57.329		20
21	134	NUOVA 3M SRL	ITA	DALE ANDREA	ITA	CRG / TM RACING / BRIDG	10	10.274	0.271	57.488		21
22	141	RENDA MOTORSPORT	ITA	FUSCO GIUSEPPE	ITA	FORMULA K / VORTEX / BRIDG	10	11.118	0.844	57.329		22
23	117	ENERGY CORSE	ITA	FIFE JOSHUA	AUS	ENERGY / TM RACING / BRIDG	10	12.529	1.411	57.385	+3.000	23
24	132	ENERGY CORSE	ITA	SKJOVIST ISAC	SWE	ENERGY / TM RACING / BRIDG	10	16.035	3.506	57.629	+3.000	24
25	149	CRG SPA	ITA	VALENTI MARCO	ITA	CRG / TM RACING / BRIDG	10	16.639	0.604	58.104		25
26	153	COMANDUCCI ANDREA	ITA	COMANDUCCI FRANCESCO	ITA	TONY KART / TM RACING / BRIDG	5	5 Laps	5 Laps	57.617		26
27	107	CPB SPORT	ITA	NOMBLLOT JEAN	ITA	SODIKART / TM RACING / BRIDG	5	5 Laps	1.644	58.269		27

No.160 MOLLO CIRO : Time penalty of 3 s for incorrectly installed front fairing or incorrect position of front fairing. According to Stewards' Decision No.57.

No.117 FIFE JOSHUA : Time penalty of 3 s for incorrectly installed front fairing or incorrect position of front fairing. According to Stewards' Decision No.58.

No.132 SKJOVIST ISAC : Time penalty of 3 s for incorrectly installed front fairing or incorrect position of front fairing. According to Stewards' Decision No.59.

Not Classified

	145	CPB SPORT	ITA	MOOR MARK VILLEM	ITA	SODIKART / TM RACING / BRIDG		DNS				30
	148	ZANARDI RACING TEAM	ITA	DAVIES DYLAN	ITA	ZANARDI / TM RACING / BRIDG		DNS				30

Leaders : No.151 ARDIGO' MARCO (1-4) / No.129 VIGANO' MATTEO (5-8) / No.151 ARDIGO' MARCO (9-10)

Start Time : 31/03 - 14:00:33

Best Lap : No.113 GIARDELLI ALESSANDRO 57.015 97,67 Kph

Weather : Cloudy Air : 18°C Track : Dry

Event Record : No.151 ARDIGO' MARCO 56.307 98,90 Kph



DOCUMENT N° 59

DÉCISION DES COMMISSAIRES SPORTIFS
STEWARDS' DECISION

PÉNALITÉ INFLIGÉE AU CONCURRENT (NOM) : **ENERGY CORSE**
PENALTY INFLICTED UPON THE ENTRANT (NAME):

NATIONALITÉ / NATIONALITY: **ITA**

N°: **132**
No.:

PILOTE : **SKJOVIST ISAC**
DRIVER :

Concerne la partie de l'Épreuve : **KZ2 - Manche 2**
Concerns the part of the event:

ÉNONCÉ / STATEMENT:

3 s time penalty in the session mentioned above.

MOTIF / REASON:

The front fairing of kart mentioned above was not in the correct position (according to technical drawing no. 2d) when the chequered flag was waved and the kart concerned crossed the finish line.
The Stewards impose this penalty after receiving of the relevant report of Judge of Facts and in application of the Art 30 Specific Prescriptions CIK-FIA 2018 and the relevant Bulletins.
and in application of the bulletins c of the rpg of the WSK.

Décision annoncée
Decision announced

Date / Date: **31/03/2018**

Heure / Time: **14:20**

Nom / Name

Signature

Président du Collège / Chairman of the Panel:

Di Bari Oronzo (ITA) :

Membres du Collège / Members of the Panel:

Valentino Giovanni (ITA) :

Giorgione Nicola (ITA) :

NOTIFICATION AU CONCURRENT CONCERNÉ / NOTIFICATION TO THE RELEVANT ENTRANT

Je soussigné :
I undersigned: Nom personnel / personal name

Représentant du Concurrent : **ENERGY CORSE**
Representing the Entrant: Nom du Concurrent / Entrant's name

Certifie avoir reçu notification du document N° **59** des Commissaires Sportifs de l'Épreuve.
Certify that I have been notified of document No. by the Stewards of the Meeting.

Date : Heure / Time: Signature :



DOCUMENT N° 58

DÉCISION DES COMMISSAIRES SPORTIFS
STEWARDS' DECISION

PÉNALITÉ INFLIGÉE AU CONCURRENT (NOM) : **ENERGY CORSE**
PENALTY INFLICTED UPON THE ENTRANT (NAME):

NATIONALITÉ / NATIONALITY: **ITA**

N°: **117**
No.:

PILOTE : **FIFE JOSHUA**
DRIVER :

Concerne la partie de l'Épreuve : **KZ2 - Manche 2**
Concerns the part of the event:

ÉNONCÉ / STATEMENT:

3 s time penalty in the session mentioned above.

MOTIF / REASON:

The front fairing of kart mentioned above was not in the correct position (according to technical drawing no. 2d) when the chequered flag was waved and the kart concerned crossed the finish line.
The Stewards impose this penalty after receiving of the relevant report of Judge of Facts and in application of the Art 30 Specific Prescriptions CIK-FIA 2018 and the relevant Bulletins.
and in application of the bulletins c of the rpg of the WSK.

Décision annoncée
Decision announced

Date / Date: **31/03/2018**

Heure / Time: **14:20**

Nom / Name

Signature

Président du Collège / Chairman of the Panel:

Di Bari Oronzo (ITA) :

Membres du Collège / Members of the Panel:

Valentino Giovanni (ITA) :

Giorgione Nicola (ITA) :

NOTIFICATION AU CONCURRENT CONCERNÉ / NOTIFICATION TO THE RELEVANT ENTRANT

Je soussigné :
I undersigned: Nom personnel / personal name

Représentant du Concurrent : **ENERGY CORSE**
Representing the Entrant: Nom du Concurrent / Entrant's name

Certifie avoir reçu notification du document N° **58** des Commissaires Sportifs de l'Épreuve.
Certify that I have been notified of document No. by the Stewards of the Meeting.

Date : Heure / Time: Signature :



DOCUMENT N° 57

DÉCISION DES COMMISSAIRES SPORTIFS
STEWARDS' DECISION

PÉNALITÉ INFLIGÉE AU CONCURRENT (NOM) : **MOLLO CIRO**
PENALTY INFLICTED UPON THE ENTRANT (NAME):

NATIONALITÉ / NATIONALITY: **ITA**

N°: **160**
No.:

PILOTE : **MOLLO CIRO**
DRIVER :

Concerne la partie de l'Épreuve : **KZ2 - Manche 2**
Concerns the part of the event:

ÉNONCÉ / STATEMENT:

3 s time penalty in the session mentioned above.

MOTIF / REASON:

The front fairing of kart mentioned above was not in the correct position (according to technical drawing no. 2d) when the chequered flag was waved and the kart concerned crossed the finish line.
The Stewards impose this penalty after receiving of the relevant report of Judge of Facts and in application of the Art 30 Specific Prescriptions CIK-FIA 2018 and the relevant Bulletins.
and in application of the bulletins c of the rpg of the WSK.

Décision annoncée
Decision announced

Date / Date: **31/03/2018**

Heure / Time: **14:19**

Nom / Name

Signature

Président du Collège / Chairman of the Panel:

Di Bari Oronzo (ITA) :

Membres du Collège / Members of the Panel:

Valentino Giovanni (ITA) :

Giorgione Nicola (ITA) :

NOTIFICATION AU CONCURRENT CONCERNÉ / NOTIFICATION TO THE RELEVANT ENTRANT

Je soussigné :
I undersigned: Nom personnel / personal name

Représentant du Concurrent : **MOLLO CIRO**
Representing the Entrant: Nom du Concurrent / Entrant's name

Certifie avoir reçu notification du document N° **57** des Commissaires Sportifs de l'Épreuve.
Certify that I have been notified of document No. by the Stewards of the Meeting.

Date : Heure / Time: Signature :



WSK SUPER MASTER

INTERNATIONAL CIRCUIT NAPOLI

29 MARCH - 1 APRIL 2018 **KZ2**



KZ2

Manche 2 (M2)

Lap Chart

For information purposes. No official / regulatory value

	1	2	3	4	5	6	7	8	9	10	11	12	13	14	15	16	17	18	19	20	21	22	23	24	25	26	27	28	29	
Grid	151	129	113	128	143	155	125	160	127	110	101	121	102	123	114	109	134	126	117	133	107	153	141	132	148	149	161	118	145	
Start	129	151	113	155	128	125	160	143	110	127	121	101	123	102	109	117	134	133	126	114	132	153	107	161	118	149	141			
Lap 1	151	113	129	155	160	127	143	110	125	121	101	109	102	126	123	128	117	133	114	118	132	134	161	141	149	153	107			
Interval		0.5	0.3	0.1	0.4	0.8	0.2	0.1	0.2	0.2	0.0	0.1	0.1	0.3	0.1	0.2	0.3	0.0	0.2	0.2	0.1	0.1	0.5	0.2	0.1	0.2	0.1			
Lap 2	151	129	113	155	160	127	143	110	125	101	121	102	109	123	128	126	133	117	118	114	134	141	132	161	149	153	107			
Interval		0.6	0.1	0.1	0.5	0.4	0.2	0.3	0.1	0.5	0.4	0.3	0.4	0.0	0.0	0.4	0.0	0.1	0.7	0.2	0.0	0.4	0.0	0.1	0.2	0.1	0.1			
Lap 3	151	129	113	155	127	160	143	110	125	101	121	102	123	128	109	126	133	117	118	114	134	141	132	161	149	153	107			
Interval		0.4	0.4	0.1	0.9	0.1	0.1	0.3	0.4	0.2	0.6	0.1	0.7	0.0	0.1	0.0	0.2	0.2	0.4	0.7	0.3	0.2	0.3	0.1	0.6	0.0	0.2			
Lap 4	151	129	113	155	127	160	143	110	125	101	102	121	128	123	109	126	133	118	117	114	134	161	141	132	153	107	149			
Interval		0.1	0.3	0.3	1.0	0.8	0.0	0.1	0.2	0.0	0.9	0.0	0.3	0.3	0.1	0.3	0.1	0.5	0.3	0.1	0.6	0.7	0.1	0.2	0.2	0.8	0.2	0.2		
Lap 5	129	151	113	155	127	143	160	125	110	101	102	128	123	121	109	126	118	133	114	117	134	161	141	153	132	149	149			
Interval		0.0	0.2	0.5	0.9	1.1	0.2	0.3	0.1	0.2	0.4	0.5	0.1	0.0	0.0	0.4	0.5	0.0	0.6	0.1	0.5	0.7	0.3	0.8	0.3	1.2	0.0			
Lap 6	129	151	113	155	127	143	160	110	125	101	102	128	123	109	121	118	126	133	114	117	134	161	141	132	149					
Interval		0.2	0.1	0.6	0.7	1.0	0.2	0.5	0.3	0.1	0.1	0.1	0.3	0.4	0.4	0.2	0.2	0.0	0.3	0.7	0.4	0.7	0.1	1.7	1.9					
Lap 7	129	151	113	155	127	143	160	110	125	101	102	128	123	109	118	121	133	126	114	117	134	161	141	132	149					
Interval		0.1	0.2	0.6	0.7	1.1	0.4	0.4	0.1	0.3	0.3	0.2	0.1	0.2	1.1	0.3	0.1	0.1	0.2	0.1	0.6	0.4	0.4	1.7	2.4					
Lap 8	129	151	113	155	127	143	160	125	110	101	102	128	123	109	118	133	121	114	117	126	134	161	141	132	149					
Interval		0.0	0.5	0.6	0.6	1.8	0.1	0.5	0.5	0.2	0.3	0.1	0.0	0.0	0.6	0.7	0.1	0.2	0.4	0.1	0.4	0.2	0.7	1.7	3.0					
Lap 9	151	129	113	155	127	143	160	125	101	110	128	102	123	109	118	133	121	114	117	126	134	161	141	132	149					
Interval		0.1	0.3	0.8	0.4	1.8	0.3	1.7	0.3	0.1	0.3	0.1	0.1	0.1	0.1	0.3	0.3	0.1	0.4	0.1	0.6	0.2	0.8	1.9	3.3					
Lap 10	151	129	113	155	127	143	160	125	101	110	128	102	123	109	118	133	121	114	117	126	161	134	141	132	149					
Interval		0.4	0.2	0.8	0.4	2.0	0.3	1.8	0.8	0.2	0.0	0.2	0.1	0.1	0.4	0.1	0.4	0.4	0.2	0.0	0.4	0.2	0.8	1.9	3.6					



KZ2

Manche 2 (M2) Analysis

For information purposes. No official / regulatory value

Laps	Sector 1	Sector 2	Sector 3	Lap Time
9	25.581	17.766	14.048	57.395
10	25.627	17.820	14.494	57.941

No.134 DALE ANDREA				
1	29.458	18.926	14.650	1:03.034
2	26.286	18.347	14.369	59.002
3	26.214	17.840	14.180	58.234
4	25.626	17.798	14.105	57.529
5	25.585	17.875	14.056	57.516
6	25.649	17.830	14.009	57.488
7	25.673	17.893	14.080	57.646
8	25.654	17.837	14.037	57.528
9	25.573	17.846	14.079	57.498
10	25.713	18.237	14.247	58.197

No.141 FUSCO GIUSEPPE				
1	27.935	19.143	14.490	1:01.568
2	26.089	18.235	14.405	58.729
3	25.962	17.982	14.055	57.999
4	25.704	18.407	14.077	58.188
5	25.697	17.887	14.086	57.670
6	25.538	17.829	13.962	57.329
7	25.658	17.860	14.175	57.693
8	25.650	17.863	14.071	57.584
9	25.707	17.860	14.106	57.673
10	25.661	18.078	14.121	57.860

No.143 LAMMERS BAS				
1	28.224	18.225	14.815	1:01.264
2	25.839	17.848	14.102	57.789
3	25.369	17.697	14.379	57.445
4	25.883	17.946	14.208	58.037
5	25.479	17.861	14.041	57.381
6	25.435	17.811	13.965	57.211
7	25.468	17.737	13.983	57.188
8	25.508	18.172	14.117	57.797
9	25.443	17.703	14.032	57.178
10	25.530	17.717	14.092	57.339

No.149 VALENTI MARCO				
1	29.029	18.919	15.269	1:03.217
2	26.238	18.247	14.587	59.072
3	26.268	18.108	14.244	58.620
4	26.478	18.150	14.219	58.847
5	25.748	18.317	14.384	58.449
6	26.161	18.088	14.264	58.513
7	25.842	18.079	14.230	58.151
8	26.063	17.917	14.252	58.232
9	25.980	17.920	14.225	58.125
10	25.793	17.980	14.331	58.104

No.151 ARDIGO' MARCO				
1	27.827	17.904	14.197	59.928
2	26.050	17.846	14.111	58.007
3	25.535	17.810	14.099	57.444
4	25.521	17.814	14.095	57.430
5	25.453	17.716	14.298	57.467
6	25.629	17.711	14.010	57.350
7	25.412	17.741	13.937	57.090
8	25.504	17.601	13.926	57.031
9	25.439	17.673	13.947	57.059
10	25.383	17.653	13.981	57.017

No.153 COMANDUCCI FRANCESCO				
1	30.051	19.108	14.781	1:03.940
2	26.120	18.184	14.680	58.984
3	26.248	18.039	14.224	58.511
4	25.799	17.767	14.051	57.617
5	25.613	17.834	14.498	57.945

Laps	Sector 1	Sector 2	Sector 3	Lap Time
No.155 PALOMBA GIUSEPPE				
1	27.913	17.965	14.296	1:00.174
2	26.096	17.803	14.203	58.102
3	25.652	17.782	14.079	57.513
4	25.489	17.692	14.062	57.243
5	25.517	17.720	14.066	57.303
6	25.569	17.789	14.057	57.415
7	25.460	17.686	14.039	57.185
8	25.496	17.714	14.058	57.268
9	25.466	17.781	14.026	57.273
10	25.480	17.674	14.038	57.192

No.160 MOLLO CIRO				
1	27.758	18.117	14.424	1:00.299
2	26.006	17.952	14.237	58.195
3	25.634	17.864	14.516	58.014
4	25.928	17.930	14.213	58.071
5	25.872	17.787	14.036	57.695
6	25.380	17.767	14.111	57.258
7	25.511	17.769	14.063	57.343
8	25.528	17.837	14.109	57.474
9	25.603	17.812	14.020	57.435
10	25.423	17.776	14.095	57.294

No.161 TELLONE PASQUALE				
1	29.558	18.846	14.682	1:03.086
2	26.202	18.524	14.475	59.201
3	26.059	18.049	14.122	58.230
4	25.563	17.955	14.067	57.585
5	25.581	17.836	14.066	57.483
6	25.578	17.836	14.061	57.475
7	25.502	17.843	14.074	57.419
8	25.542	17.796	13.991	57.329
9	25.642	17.839	14.026	57.507
10	25.592	17.956	14.090	57.638



145	MOOR MARK VILLEM SODIKART / TM RACING / BRIDG		15	118	SKARAS EMIL ENERGY / TM RACING / BRIDG	
161	TELLONE PASQUALE EVOKART / TM RACING / BRIDG		14	149	VALENTI MARCO CRG / TM RACING / BRIDG	
148	DAVIES DYLAN ZANARDI / TM RACING / BRIDG		13	132	SKJOVIST ISAC ENERGY / TM RACING / BRIDG	
141	FUSCO GIUSEPPE FORMULA K / VORTEX / BRIDG		12	153	COMANDUCCI FRANCESCO TONY KART / TM RACING / BRIDG	
107	NOMBLLOT JEAN SODIKART / TM RACING / BRIDG		11	133	TORNQVIST PERSSON BENJAMIN CRG / TM RACING / BRIDG	
117	FIFE JOSHUA ENERGY / TM RACING / BRIDG		10	126	MAXIMILIAN PAUL DR / MODENA / BRIDG	
134	DALE ANDREA CRG / TM RACING / BRIDG		9	109	RENAUDIN ADRIEN SODIKART / TM RACING / BRIDG	
114	VASILE DANIEL DR / MODENA / BRIDG		8	123	IRLANDO ALEX SODIKART / TM RACING / BRIDG	
102	IPPOLITO PAOLO LENZOKART / LKE / BRIDG		7	121	DAHLBERG ALEXANDER BIREL ART / TM RACING / BRIDG	
101	IACOVACCI FRANCESCO LUXOR / LKE / BRIDG		6	110	LEUILLET TOM SODIKART / TM RACING / BRIDG	
127	PICCINI ALESSIO TONY KART / VORTEX / BRIDG		5	160	MOLLO CIRO CRG / TM RACING / BRIDG	
125	LONGHI RICCARDO BIREL ART / TM RACING / BRIDG		4	155	PALOMBA GIUSEPPE INTREPID / TM RACING / BRIDG	
143	LAMMERS BAS LION KART / TM RACING / BRIDG		3	128	PUHAKKA SIMO TONY KART / VORTEX / BRIDG	
113	GIARDELLI ALESSANDRO CRG / TM RACING / BRIDG		2	129	VIGANO' MATTEO TONY KART / VORTEX / BRIDG	
151	ARDIGO' MARCO TONY KART / VORTEX / BRIDG		1			

POLE POSITION





KZ2

Manche 1 (M1) Results

Document 8.1 OFFICIAL

Rnk	No.	Entrant	Nat	Driver	Nat	Equipment	Laps	Gap	Interv.	Best Lap	Penalty	Points
1	151	TONY KART RACING TEAM	ITA	ARDIGO' MARCO	ITA	TONY KART / VORTEX / BRIDG	10			56.917		0
2	129	TONY KART RACING TEAM	ITA	VIGANO' MATTEO	ITA	TONY KART / VORTEX / BRIDG	10	0.594	0.594	57.011		2
3	113	CRG SPA	ITA	GIARDELLI ALESSANDRO	ITA	CRG / TM RACING / BRIDG	10	0.825	0.231	56.966		3
4	128	TONY KART RACING TEAM	ITA	PUHAKKA SIMO	FIN	TONY KART / VORTEX / BRIDG	10	0.961	0.136	56.889		4
5	143	LION KART FACTORY RACING TEAM	ITA	LAMMERS BAS	NLD	LION KART / TM RACING / BRIDG	10	2.779	1.818	57.115		5
6	155	INTREPID DRIVER PROGRAM	ITA	PALOMBA GIUSEPPE	ITA	INTREPID / TM RACING / BRIDG	10	3.892	1.113	57.094		6
7	125	BIREL ART RACING	ITA	LONGHI RICCARDO	ITA	BIREL ART / TM RACING / BRIDG	10	3.948	0.056	57.089		7
8	160	MOLLO CIRO	ITA	MOLLO CIRO	ITA	CRG / TM RACING / BRIDG	10	4.535	0.587	57.248		8
9	127	TONY KART RACING TEAM	ITA	PICCINI ALESSIO	ITA	TONY KART / VORTEX / BRIDG	10	5.343	0.808	57.024		9
10	110	CPB SPORT	ITA	LEUILLET TOM	ITA	SODIKART / TM RACING / BRIDG	10	6.317	0.974	57.233		10
11	101	NOVALUX RACING TEAM	ITA	IACOVACCI FRANCESCO	ITA	LUXOR / LKE / BRIDG	10	6.757	0.440	57.313		11
12	121	BIREL ART RACING	ITA	DAHLBERG ALEXANDER	SWE	BIREL ART / TM RACING / BRIDG	10	7.797	1.040	57.231		12
13	102	NOVALUX RACING TEAM	ITA	IPPOLITO PAOLO	ITA	LENZOKART / LKE / BRIDG	10	7.948	0.151	57.071		13
14	123	SODIKART	ITA	IRLANDO ALEX	ITA	SODIKART / TM RACING / BRIDG	10	8.629	0.681	56.868		14
15	114	DR SRL	ITA	VASILE DANIEL	ROU	DR / MODENA / BRIDG	10	8.942	0.313	57.044		15
16	109	CPB SPORT	ITA	RENAUDIN ADRIEN	ITA	SODIKART / TM RACING / BRIDG	10	9.864	0.922	57.050	+3.000	16
17	134	NUOVA 3M SRL	ITA	DALE ANDREA	ITA	CRG / TM RACING / BRIDG	10	10.338	0.474	57.359		17
18	126	DR SRL	ITA	MAXIMILIAN PAUL	DEU	DR / MODENA / BRIDG	10	10.566	0.228	57.305		18
19	117	ENERGY CORSE	ITA	FIFE JOSHUA	AUS	ENERGY / TM RACING / BRIDG	10	11.302	0.736	57.229		19
20	133	CRG HOLLAND	NLD	TORNQVIST PERSSON BENJAM	SWE	CRG / TM RACING / BRIDG	10	11.440	0.138	57.315		20
21	107	CPB SPORT	ITA	NOMBLLOT JEAN	ITA	SODIKART / TM RACING / BRIDG	10	12.268	0.828	57.359		21
22	153	COMANDUCCI ANDREA	ITA	COMANDUCCI FRANCESCO	ITA	TONY KART / TM RACING / BRIDG	10	12.347	0.079	57.311		22
23	141	RENDA MOTORSPORT	ITA	FUSCO GIUSEPPE	ITA	FORMULA K / VORTEX / BRIDG	10	13.470	1.123	57.426		23
24	132	ENERGY CORSE	ITA	SKJOVIST ISAC	SWE	ENERGY / TM RACING / BRIDG	10	14.197	0.727	57.494		24
25	148	ZANARDI RACING TEAM	NLD	DAVIES DYLAN	NLD	ZANARDI / TM RACING / BRIDG	10	14.775	0.578	57.573		25
26	149	CRG SPA	ITA	VALENTI MARCO	ITA	CRG / TM RACING / BRIDG	10	16.414	1.639	57.716		26
27	161	EVOKART SRL	ITA	TELLONE PASQUALE	ITA	EVOKART / TM RACING / BRIDG	4	6 Laps	6 Laps	57.758		27
28	118	ENERGY CORSE	ITA	SKARAS EMIL	SWE	ENERGY / TM RACING / BRIDG	3	7 Laps	1 Lap	57.736		28
29	145	CPB SPORT	ITA	MOOR MARK VILLEM	ITA	SODIKART / TM RACING / BRIDG	2	8 Laps	1 Lap	59.512		29

No.109 RENAUDIN ADRIEN : Time penalty of 3 s for incorrectly installed front fairing or incorrect position of front fairing. According to Stewards' Decision No.40.

Leaders : No.129 VIGANO' MATTEO (1-3) / No.151 ARDIGO' MARCO (4-10)

Start Time : 31/03 - 11:56:59

Best Lap : No.123 IRLANDO ALEX 56.868 97,93 Kph

Weather : Cloudy Air : 18°C Track : Dry

Event Record : No.151 ARDIGO' MARCO 56.307 98,90 Kph



DOCUMENT N° 40

DÉCISION DES COMMISSAIRES SPORTIFS
STEWARDS' DECISION

PÉNALITÉ INFLIGÉE AU CONCURRENT (NOM) : **CPB SPORT**
PENALTY INFLICTED UPON THE ENTRANT (NAME):

NATIONALITÉ / NATIONALITY: **FRA**

N°: **109**
No.:

PILOTE : **RENAUDIN ADRIEN**
DRIVER :

Concerne la partie de l'Épreuve : **KZ2 - Manche 1**
Concerns the part of the event:

ÉNONCÉ / STATEMENT:

3 s time penalty in the session mentioned above.

MOTIF / REASON:

The front fairing of kart mentioned above was not in the correct position (according to technical drawing no. 2d) when the chequered flag was waved and the kart concerned crossed the finish line.
The Stewards impose this penalty after receiving of the relevant report of Judge of Facts and in application of the Art 30 Specific Prescriptions CIK-FIA 2018 and the relevant Bulletins.
and in application of the bulletins c of the rpg of the WSK.

Décision annoncée
Decision announced

Date / Date: **31/03/2018**

Heure / Time: **12:12**

Nom / Name

Signature

Président du Collège / Chairman of the Panel:

Di Bari Oronzo (ITA) :

Membres du Collège / Members of the Panel:

Valentino Giovanni (ITA) :

Giorgione Nicola (ITA) :

NOTIFICATION AU CONCURRENT CONCERNÉ / NOTIFICATION TO THE RELEVANT ENTRANT

Je soussigné :
I undersigned: Nom personnel / personal name

Représentant du Concurrent : **CPB SPORT**
Representing the Entrant: Nom du Concurrent / Entrant's name

Certifie avoir reçu notification du document N° **40** des Commissaires Sportifs de l'Épreuve.
Certify that I have been notified of document No. by the Stewards of the Meeting.

Date : Heure / Time: Signature :



WSK SUPER MASTER

INTERNATIONAL CIRCUIT NAPOLI

29 MARCH - 1 APRIL 2018 **KZ2**



KZ2

Manche 1 (M1) Lap Chart

For information purposes. No official / regulatory value

	1	2	3	4	5	6	7	8	9	10	11	12	13	14	15	16	17	18	19	20	21	22	23	24	25	26	27	28	29
Grid	151	129	128	113	155	143	123	118	160	127	101	125	134	109	161	126	110	121	102	133	114	141	107	117	153	148	132	145	149
Start	129	151	113	128	118	143	155	123	160	127	125	101	134	109	161	121	110	126	102	133	114	117	107	148	145	153	132	141	149
Lap 1 Interval	129	151 0.4	113 0.2	118 0.4	128 0.4	143 0.1	155 0.1	160 0.2	125 0.3	101 0.4	109 0.3	126 0.1	127 0.2	110 0.1	134 0.3	114 0.3	121 0.1	107 0.2	148 0.5	102 0.4	117 0.1	133 0.1	153 0.3	132 0.2	123 0.3	141 0.1	149 0.3	145 1.6	161 7.2
Lap 2	129	151 0.0	113 0.2	118 0.7	128 0.3	143 0.1	155 0.1	160 0.3	125 0.3	101 0.7	110 0.5	127 0.8	126 0.2	109 0.0	121 0.3	134 0.1	114 0.3	107 0.1	102 0.1	148 0.4	133 0.1	117 0.2	153 0.1	123 0.3	132 0.2	141 0.1	149 0.6	145 2.4	161 5.9
Lap 3	129	151 0.0	113 0.2	128 1.1	143 0.1	155 0.1	160 0.2	125 0.2	101 1.0	110 0.3	127 0.9	109 1.1	121 0.6	134 0.1	102 0.6	126 0.1	114 0.2	107 0.3	133 0.3	117 0.0	148 0.2	123 0.2	153 0.1	141 0.0	132 0.1	149 0.2	145 5.2	161 2.7	
Lap 4	151	129 0.2	113 0.1	128 0.9	143 0.2	155 0.1	160 0.3	125 0.2	101 1.1	110 0.1	127 0.7	109 1.4	121 0.6	134 0.3	102 0.2	114 0.8	126 0.2	107 0.1	133 0.6	123 0.2	117 0.2	153 0.7	148 0.1	141 0.0	132 0.2	149 0.2	145 7.2		
Lap 5	151	129 0.2	113 0.1	128 0.7	143 0.6	155 0.4	160 0.2	125 0.1	101 0.9	110 0.2	127 0.3	109 1.5	121 0.6	102 0.7	134 0.3	114 0.3	126 0.4	107 0.1	123 0.2	133 0.4	117 0.2	153 0.8	141 0.5	132 0.2	148 0.5	149 0.3			
Lap 6	151	129 0.2	113 0.2	128 0.5	143 0.9	155 0.7	160 0.1	125 0.0	101 0.9	110 0.2	127 0.1	109 1.6	121 0.7	102 0.7	114 0.6	134 0.2	123 0.3	126 0.4	107 0.2	133 0.1	117 0.1	153 0.9	141 0.5	132 0.3	148 0.8	149 0.5			
Lap 7	151	129 0.2	113 0.3	128 0.3	143 1.0	155 1.2	125 0.3	160 0.2	101 0.9	110 0.3	101 0.2	109 0.8	121 0.7	102 0.6	114 0.5	123 0.2	134 0.3	126 0.3	133 0.4	117 0.4	107 0.3	153 0.3	141 0.5	132 0.6	148 0.7	149 0.9			
Lap 8	151	129 0.2	113 0.3	128 0.4	143 1.2	155 1.0	125 0.3	160 0.4	101 0.8	110 0.7	101 0.1	109 0.4	121 0.9	102 0.4	114 0.5	123 0.3	134 0.8	126 0.3	133 0.3	117 0.3	107 0.4	153 0.2	141 0.7	132 0.9	148 0.7	149 1.1			
Lap 9	151	129 0.1	113 0.1	128 0.4	143 1.3	155 0.9	125 0.4	160 0.5	101 0.7	110 0.8	101 0.1	109 0.1	121 1.1	102 0.2	114 0.6	123 0.1	134 1.2	126 0.2	133 0.4	117 0.3	107 0.7	153 0.1	141 0.9	132 0.8	148 0.6	149 1.3			
Lap 10	151	129 0.5	113 0.2	128 0.1	143 1.8	155 1.1	125 0.0	160 0.5	101 0.8	110 0.9	101 0.4	109 0.1	121 0.9	102 0.1	123 0.6	114 0.3	134 1.3	126 0.2	117 0.7	133 0.1	107 0.8	153 0.0	141 1.1	132 0.7	148 0.5	149 1.6			



KZ2

Manche 1 (M1) Analysis

For information purposes. No official / regulatory value

Laps	Sector 1	Sector 2	Sector 3	Lap Time
No.134 DALE ANDREA				
1	29.329	18.528	14.412	1:02.269
2	26.046	18.725	14.451	59.222
3	26.350	17.915	14.170	58.435
4	25.596	17.813	14.084	57.493
5	25.560	18.153	14.264	57.977
6	26.059	17.789	14.061	57.909
7	25.549	18.148	14.103	57.800
8	25.614	17.708	14.088	57.410
9	25.580	17.750	14.029	57.359
10	25.644	17.912	14.157	57.713

Laps	Sector 1	Sector 2	Sector 3	Lap Time
No.141 FUSCO GIUSEPPE				
1	29.783	18.682	14.854	1:03.319
2	26.012	18.021	14.409	58.442
3	25.894	18.256	14.422	58.572
4	26.011	18.096	14.319	58.426
5	25.797	17.917	14.114	57.828
6	25.533	17.844	14.095	57.472
7	25.600	17.798	14.028	57.426
8	25.632	17.811	14.053	57.496
9	25.658	17.967	14.079	57.704
10	25.789	18.027	14.074	57.890

Laps	Sector 1	Sector 2	Sector 3	Lap Time
No.143 LAMMERS BAS				
1	28.320	18.206	14.235	1:00.761
2	25.723	17.915	14.032	57.670
3	25.612	17.717	14.062	57.391
4	25.586	17.690	14.056	57.332
5	25.489	17.841	14.072	57.402
6	25.462	17.674	14.066	57.202
7	25.419	17.648	14.048	57.115
8	25.473	17.795	14.029	57.297
9	25.456	17.718	13.988	57.162
10	25.546	17.764	14.177	57.487

Laps	Sector 1	Sector 2	Sector 3	Lap Time
No.145 MOOR MARK VILLEM				
1	32.408	18.879	14.842	1:06.129
2	26.419	18.477	14.616	59.512

Laps	Sector 1	Sector 2	Sector 3	Lap Time
No.148 DAVIES DYLAN				
1	29.165	18.534	14.632	1:02.331
2	26.015	18.287	14.582	58.884
3	26.244	18.350	14.881	59.475
4	26.226	18.048	14.557	58.831
5	26.516	17.984	14.231	58.731
6	25.666	17.896	14.210	57.772
7	25.666	17.812	14.218	57.696
8	25.738	17.824	14.158	57.720
9	25.618	17.807	14.148	57.573
10	25.641	17.808	14.220	57.669

Laps	Sector 1	Sector 2	Sector 3	Lap Time
No.149 VALENTI MARCO				
1	29.733	18.626	14.854	1:03.213
2	26.229	18.071	14.455	58.755
3	25.783	18.011	14.512	58.306
4	25.987	18.272	14.282	58.541
5	26.009	18.352	14.173	58.534
6	25.758	17.996	14.211	57.965
7	25.845	17.917	14.269	58.031
8	25.736	17.996	14.251	57.983
9	25.680	17.874	14.162	57.716
10	25.819	17.927	14.241	57.987

Laps	Sector 1	Sector 2	Sector 3	Lap Time
No.151 ARDIGO' MARCO				
1	28.172	17.961	14.151	1:00.284
2	25.637	17.668	14.079	57.384
3	25.616	17.660	14.043	57.319
4	25.541	17.681	14.074	57.296
5	25.454	17.682	14.036	57.172

Laps	Sector 1	Sector 2	Sector 3	Lap Time
6	25.376	17.665	14.033	57.074
7	25.384	17.698	13.990	57.072
8	25.348	17.675	14.013	57.036
9	25.516	17.691	14.009	57.216
10	25.310	17.669	13.938	56.917





















Laps	Sector 1	Sector 2	Sector 3	Lap Time
No.153 COMANDUCCI FRANCESCO				
1	29.662	19.010	14.535	1:03.207
2	25.885	18.149	14.369	58.403
3	26.269	17.941	15.110	59.320
4	25.929	18.108	14.272	58.309
5	25.614	17.702	14.131	57.447
6	25.560	17.818	14.069	57.447
7	25.611	17.753	14.111	57.475
8	25.540	17.697	14.074	57.311
9	25.512	17.832	14.095	57.439
10	25.799	17.878	14.065	57.742

Laps	Sector 1	Sector 2	Sector 3	Lap Time
No.155 PALOMBA GIUSEPPE				
1	28.503	18.099	14.251	1:00.853
2	25.781	17.794	14.100	57.675
3	25.611	17.648	14.146	57.405
4	25.544	17.798	13.985	57.327
5	25.447	17.809	14.675	57.931
6	25.498	17.675	14.119	57.292
7	25.827	17.678	14.038	57.543
8	25.477	17.660	13.957	57.094
9	25.472	17.655	14.020	57.147
10	25.578	17.842	14.187	57.607

Laps	Sector 1	Sector 2	Sector 3	Lap Time
No.160 MOLLO CIRO				
1	28.510	18.139	14.219	1:00.868
2	25.763	17.815	14.151	57.729
3	25.609	17.694	14.068	57.371
4	25.485	17.822	14.047	57.354
5	25.388	17.665	14.352	57.405
6	25.553	17.721	14.357	57.631
7	26.209	17.756	14.077	58.042
8	25.450	17.722	14.076	57.248
9	25.504	17.797	14.045	57.346
10	25.537	17.731	14.006	57.274

Laps	Sector 1	Sector 2	Sector 3	Lap Time
No.161 TELLONE PASQUALE				
1	42.026	18.206	14.412	1:14.644
2	26.007	18.008	14.146	58.161
3	25.765	17.994	14.220	57.979
4	25.697	17.907	14.154	57.758



149	VALENTI MARCO CRG / TM RACING / BRIDG		15	145	MOOR MARK VILLEM SODIKART / TM RACING / BRIDG	
132	SKJOVIST ISAC ENERGY / TM RACING / BRIDG		14	148	DAVIES DYLAN ZANARDI / TM RACING / BRIDG	
153	COMANDUCCI FRANCESCO TONY KART / TM RACING / BRIDG		13	117	FIFE JOSHUA ENERGY / TM RACING / BRIDG	
107	NOMBLLOT JEAN SODIKART / TM RACING / BRIDG		12	141	FUSCO GIUSEPPE FORMULA K / VORTEX / BRIDG	
114	VASILE DANIEL DR / MODENA / BRIDG		11	133	TORNQVIST PERSSON BENJAMIN CRG / TM RACING / BRIDG	
102	IPPOLITO PAOLO LENZOKART / LKE / BRIDG		10	121	DAHLBERG ALEXANDER BIREL ART / TM RACING / BRIDG	
110	LEUILLET TOM SODIKART / TM RACING / BRIDG		9	126	MAXIMILIAN PAUL DR / MODENA / BRIDG	
161	TELLONE PASQUALE EVOKART / TM RACING / BRIDG		8	109	RENAUDIN ADRIEN SODIKART / TM RACING / BRIDG	
134	DALE ANDREA CRG / TM RACING / BRIDG		7	125	LONGHI RICCARDO BIREL ART / TM RACING / BRIDG	
101	IACOVACCI FRANCESCO LUXOR / LKE / BRIDG		6	127	PICCINI ALESSIO TONY KART / VORTEX / BRIDG	
160	MOLLO CIRO CRG / TM RACING / BRIDG		5	118	SKARAS EMIL ENERGY / TM RACING / BRIDG	
123	IRLANDO ALEX SODIKART / TM RACING / BRIDG		4	143	LAMMERS BAS LION KART / TM RACING / BRIDG	
155	PALOMBA GIUSEPPE INTREPID / TM RACING / BRIDG		3	113	GIARDELLI ALESSANDRO CRG / TM RACING / BRIDG	
128	PUHAKKA SIMO TONY KART / VORTEX / BRIDG		2	129	VIGANO' MATTEO TONY KART / VORTEX / BRIDG	
151	ARDIGO' MARCO TONY KART / VORTEX / BRIDG		1			

POLE POSITION





KZ2

Qualifying Practice (QP) Results

Document 5.1 OFFICIAL

Rnk	No.	Entrant	Nat	Driver	Nat	Equipment	Sector 1	Sector 2	Sector 3	Time	Gap	Spd	Laps
1	151	TONY KART RACING TEAM	ITA	ARDIGO' MARCO	ITA	TONY KART / VORTEX / BRIDG	25.092	17.416	13.799	56.307		114,7	6
2	129	TONY KART RACING TEAM	ITA	VIGANO' MATTEO	ITA	TONY KART / VORTEX / BRIDG	25.199	17.463	13.845	56.507	0.200	113,4	6
3	128	TONY KART RACING TEAM	ITA	PUHAKKA SIMO	FIN	TONY KART / VORTEX / BRIDG	25.235	17.476	13.820	56.531	0.224	113,9	6
4	113	CRG SPA	ITA	GIARDELLI ALESSANDRO	ITA	CRG / TM RACING / BRIDG	25.243	17.495	13.844	56.582	0.275	114,7	7
5	155	INTREPID DRIVER PROGRAM	ITA	PALOMBA GIUSEPPE	ITA	INTREPID / TM RACING / BRIDG	25.293	17.432	13.874	56.599	0.292	113,9	7
6	143	LION KART FACTORY RACING TEAM	SRB	LAMMERS BAS	NLD	LION KART / TM RACING / BRIDG	25.340	17.474	13.856	56.670	0.363	113,9	7
7	123	SODIKART	ITA	IRLANDO ALEX	ITA	SODIKART / TM RACING / BRIDG	25.250	17.617	13.850	56.717	0.410	114,0	6
8	118	ENERGY CORSE	ITA	SKARAS EMIL	SWE	ENERGY / TM RACING / BRIDG	25.256	17.593	13.884	56.733	0.426	113,9	6
9	160	MOLLO CIRO	ITA	MOLLO CIRO	ITA	CRG / TM RACING / BRIDG	25.311	17.558	13.874	56.743	0.436	113,9	6
10	127	TONY KART RACING TEAM	ITA	PICCINI ALESSIO	ITA	TONY KART / VORTEX / BRIDG	25.312	17.505	13.986	56.803	0.496	113,9	6
11	101	NOVALUX RACING TEAM	ITA	IACOVACCI FRANCESCO	ITA	LUXOR / LKE / BRIDG	25.423	17.549	13.875	56.847	0.540	113,4	6
12	125	BIREL ART RACING	ITA	LONGHI RICCARDO	ITA	BIREL ART / TM RACING / BRIDG	25.385	17.465	13.998	56.848	0.541	113,4	6
13	134	NUOVA 3M SRL	ITA	DALE ANDREA	ITA	CRG / TM RACING / BRIDG	25.368	17.603	13.919	56.890	0.583	114,6	7
14	109	CPB SPORT	ITA	RENAUDIN ADRIEN	ITA	SODIKART / TM RACING / BRIDG	25.303	17.652	13.949	56.904	0.597	113,9	7
15	161	EVOKART SRL	ITA	TELLONE PASQUALE	ITA	EVOKART / TM RACING / BRIDG	25.357	17.621	13.926	56.904	0.597	113,6	7
16	126	DR SRL	ITA	MAXIMILIAN PAUL	DEU	DR / MODENA / BRIDG	25.419	17.604	13.902	56.925	0.618	112,3	7
17	110	CPB SPORT	ITA	LEUILLET TOM	ITA	SODIKART / TM RACING / BRIDG	25.384	17.659	13.885	56.928	0.621	113,2	7
18	121	BIREL ART RACING	ITA	DAHLBERG ALEXANDER	SWE	BIREL ART / TM RACING / BRIDG	25.339	17.664	13.939	56.942	0.635	113,6	7
19	102	NOVALUX RACING TEAM	ITA	IPPOLITO PAOLO	ITA	LENZOKART / LKE / BRIDG	25.419	17.638	13.951	57.008	0.701	112,9	7
20	133	CRG HOLLAND	NLD	TORNQVIST PERSSON BENJAMIN	SWE	CRG / TM RACING / BRIDG	25.450	17.604	13.966	57.020	0.713	114,6	7
21	114	DR SRL	ITA	VASILE DANIEL	ROU	DR / MODENA / BRIDG	25.484	17.568	13.977	57.029	0.722	112,9	7
22	141	RENDA MOTORSPORT	ITA	FUSCO GIUSEPPE	ITA	FORMULA K / VORTEX / BRIDG	25.386	17.689	13.965	57.040	0.733	113,6	5
23	107	CPB SPORT	ITA	NOMBLLOT JEAN	ITA	SODIKART / TM RACING / BRIDG	25.369	17.746	13.942	57.057	0.750	113,6	6
24	117	ENERGY CORSE	ITA	FIFE JOSHUA	AUS	ENERGY / TM RACING / BRIDG	25.398	17.723	13.959	57.080	0.773	112,7	7
25	153	COMANDUCCI ANDREA	ITA	COMANDUCCI FRANCESCO	ITA	TONY KART / TM RACING / BRIDG	25.428	17.667	14.028	57.123	0.816	113,4	7
26	148	ZANARDI RACING TEAM	NLD	DAVIES DYLAN	NLD	ZANARDI / TM RACING / BRIDG	25.655	17.715	14.044	57.414	1.107	113,4	6
27	132	ENERGY CORSE	ITA	SKJOVIST ISAC	SWE	ENERGY / TM RACING / BRIDG	25.571	17.816	14.062	57.449	1.142	112,0	7
28	145	CPB SPORT	ITA	MOOR MARK VILLEM	EST	SODIKART / TM RACING / BRIDG	25.650	17.865	14.162	57.677	1.370	111,9	7
29	149	CRG SPA	ITA	VALENTI MARCO	ITA	CRG / TM RACING / BRIDG	25.839	17.879	14.184	57.902	1.595	113,0	7

Start Time : 30/03 - 15:39:56

Best Lap : No.151 ARDIGO' MARCO 56.307 98,90 Kph

Weather : Slightly cloudy Air : 24°C Track : Dry



KZ2

Qualifying Practice (QP)

Best Sectors Analysis

For information purposes. No official / regulatory value

S1			S2			S3			Ideal Lap Times						
Rnk	No.	Time	Rnk	No.	Time	Rnk	No.	Time	Rnk	No.	Driver	Nat	Ideal Lap	Best Lap	Diff.
1	151	25.092	1	151	17.416	1	110	13.771	1	151	ARDIGO' MARCO	ITA	56.307	56.307	
2	128	25.155	2	155	17.432	2	151	13.799	2	128	PUHAKKA SIMO	FIN	56.451	56.531	0.080
3	129	25.199	3	129	17.463	3	128	13.820	3	129	VIGANO' MATTEO	ITA	56.507	56.507	
4	113	25.243	4	125	17.465	4	113	13.844	4	113	GIARDELLI ALESSANDRO	ITA	56.582	56.582	
5	123	25.250	5	143	17.474	5	129	13.845	5	155	PALOMBA GIUSEPPE	ITA	56.589	56.599	0.010
6	118	25.256	6	128	17.476	6	123	13.850	6	143	LAMMERS BAS	ITA	56.590	56.670	0.080
7	143	25.260	7	113	17.495	7	143	13.856	7	118	SKARAS EMIL	SWE	56.672	56.733	0.061
8	127	25.264	8	127	17.505	8	114	13.871	8	123	IRLANDO ALEX	ITA	56.696	56.717	0.021
9	155	25.283	9	118	17.532	9	160	13.874	9	127	PICCINI ALESSIO	ITA	56.701	56.803	0.102
10	101	25.296	10	114	17.537	9	155	13.874	10	101	IACOVACCI FRANCESCO	ITA	56.720	56.847	0.127
11	109	25.303	11	101	17.549	11	161	13.875	11	160	MOLLO CIRO	ITA	56.737	56.743	0.006
12	160	25.305	12	160	17.558	11	101	13.875	12	110	LEUILLET TOM	ITA	56.763	56.928	0.165
13	121	25.339	13	161	17.585	13	118	13.884	13	161	TELLONE PASQUALE	ITA	56.817	56.904	0.087
14	110	25.342	14	123	17.596	14	133	13.896	14	109	RENAUDIN ADRIEN	ITA	56.818	56.904	0.086
15	161	25.357	15	102	17.599	15	126	13.902	15	125	LONGHI RICCARDO	ITA	56.823	56.848	0.025
16	125	25.364	16	134	17.603	16	109	13.907	16	114	VASILE DANIEL	ROU	56.853	57.029	0.176
17	134	25.368	17	133	17.604	17	117	13.916	17	134	DALE ANDREA	ITA	56.890	56.890	
18	107	25.369	17	126	17.604	18	134	13.919	17	133	TORNQVIST PERSSON BENJAMIN	SWE	56.890	57.020	0.130
19	141	25.386	19	109	17.608	19	107	13.926	19	126	MAXIMILIAN PAUL	GER	56.925	56.925	
20	133	25.390	20	148	17.620	20	121	13.928	20	121	DAHLBERG ALEXANDER	SWE	56.931	56.942	0.011
21	117	25.398	21	107	17.649	21	127	13.932	21	107	NOMBLLOT JEAN	ITA	56.944	57.057	0.113
22	126	25.419	22	110	17.650	22	102	13.944	22	102	IPPOLITO PAOLO	ITA	56.962	57.008	0.046
22	102	25.419	23	121	17.664	23	153	13.945	23	117	FIFE JOSHUA	AUS	57.023	57.080	0.057
24	153	25.428	24	153	17.667	24	141	13.965	24	153	COMANDUCCI FRANCESCO	ITA	57.040	57.123	0.083
25	114	25.445	25	141	17.689	25	125	13.994	24	141	FUSCO GIUSEPPE	ITA	57.040	57.040	
26	132	25.571	26	117	17.709	26	148	14.044	26	148	DAVIES DYLAN	ITA	57.319	57.414	0.095
27	145	25.650	27	132	17.816	27	132	14.062	27	132	SKJOVIST ISAC	SWE	57.449	57.449	
28	148	25.655	28	145	17.865	28	145	14.162	28	145	MOOR MARK VILLEM	ITA	57.677	57.677	
29	149	25.670	29	149	17.879	29	149	14.184	29	149	VALENTI MARCO	ITA	57.733	57.902	0.169



KZ2

Qualifying Practice (QP) Analysis

For information purposes. No official / regulatory value

Laps	Sector 1	Sector 2	Sector 3	Lap Time	Laps	Sector 1	Sector 2	Sector 3	Lap Time	Laps	Sector 1	Sector 2	Sector 3	Lap Time
No.101 IACOVACCI FRANCESCO					No.118 SKARAS EMIL					No.133 TORNQVIST PERSSON BENJAMIN				
1					1					5	25.571	17.816	14.062	57.449
2	56.746	24.264	17.575	1:38.585	2	54.054	23.323	15.799	1:33.176	6	25.607	17.953	14.214	57.774
3	28.058	18.796	14.134	1:00.988	3	27.904	18.133	14.045	1:00.082	7	25.669	18.021	14.133	57.823
4	25.423	17.549	13.875	56.847	4	25.398	17.532	13.962	56.892	No.134 DALE ANDREA				
5	25.296	17.675	13.883	56.854	5	25.256	17.593	13.884	56.733	1				
6	25.420	17.793	14.012	57.225	6	25.365	17.910	13.969	57.244	2	48.869	20.737	15.849	1:25.455
No.102 IPPOLITO PAOLO					No.121 DAHLBERG ALEXANDER					No.141 FUSCO GIUSEPPE				
1					1					2	53.613	27.820	20.986	1:42.419
2	54.463	25.151	19.819	1:39.433	2	42.623	21.302	16.569	1:20.494	3	31.811	19.916	14.098	1:05.825
3	36.028	20.652	14.283	1:10.963	3	31.161	19.152	15.417	1:05.730	4	25.386	17.689	13.965	57.040
4	25.603	17.599	14.090	57.292	4	25.875	17.853	13.995	57.723	5	25.576	21.673	14.019	1:01.268
5	25.419	17.638	13.951	57.008	5	25.414	17.720	13.928	57.062	No.143 LAMMERS BAS				
6	25.448	17.764	13.944	57.156	6	25.834	17.773	14.038	57.645	1				
7	25.440	17.619	13.965	57.024	7	25.339	17.664	13.939	56.942	2	53.728	25.882	23.353	1:42.963
No.107 NOMBLOT JEAN					No.123 IRLANDO ALEX					No.145 MOOR MARK VILLEM				
1					1					1				
2	59.589	24.486	17.499	1:41.574	2	50.227	25.471	16.029	1:31.727	2	52.530	25.905	18.592	1:37.027
3	27.428	18.979	14.391	1:00.798	3	26.808	18.171	14.131	59.110	3	35.692	20.790	14.429	1:10.911
4	25.738	17.769	13.926	57.433	4	25.462	17.596	13.941	56.999	4	25.850	18.020	14.290	58.160
5	25.369	17.746	13.942	57.057	5	25.274	17.625	13.909	56.808	5	25.887	17.914	14.171	57.972
6	25.500	17.649	13.980	57.129	6	25.250	17.617	13.850	56.717	6	25.650	17.865	14.162	57.677
No.109 RENAUDIN ADRIEN					No.125 LONGHI RICCARDO					No.148 DAVIES DYLAN				
1					1					1	1:03.829	27.657	15.767	1:47.253
2	52.924	23.002	15.054	1:30.980	2	59.105	25.543	15.759	1:40.407	2	28.097	17.966	14.233	1:00.296
3	26.649	18.016	14.065	58.730	3	27.838	17.705	13.995	59.538	3	25.701	17.620	14.095	57.416
4	25.480	17.610	13.907	56.997	4	25.385	17.465	13.998	56.848	4	25.701	17.620	14.095	57.416
5	25.303	17.652	13.949	56.904	5	25.425	18.259	14.276	57.960	5	26.487	17.967	14.065	58.519
6	25.334	17.608	13.962	56.904	6	25.364	17.620	13.994	56.978	6	25.655	17.715	14.044	57.414
7	25.342	17.675	14.000	57.017						No.149 VALENTI MARCO				
No.110 LEUILLET TOM					No.126 MAXIMILIAN PAUL					No.151 ARDIGO' MARCO				
1					1					1				
2	51.229	25.519	18.886	1:35.634	2	56.035	21.117	16.986	1:34.138	1	1:01.486	26.672	16.217	1:44.375
3	35.844	20.462	14.047	1:10.353	3	30.882	19.031	15.348	1:05.261	2	28.046	17.924	14.035	1:00.005
4	25.531	17.656	13.771	56.958	4	25.966	17.772	13.996	57.734	3	25.092	17.416	13.799	56.307
5	25.384	17.659	13.885	56.928	5	25.451	17.604	13.945	57.000	4	25.092	17.416	13.799	56.307
6	25.410	17.650	13.992	57.052	6	25.419	17.604	13.902	56.925	5	26.203	17.818	13.835	57.856
7	25.342	17.668	13.936	56.946	7	25.458	17.702	13.923	57.083	6	25.251	17.515	13.808	56.574
No.113 GIARDELLI ALESSANDRO					No.127 PICCINI ALESSIO									
1					1									
2	53.500	25.612	23.420	1:42.532	2	45.486	22.889	17.571	1:25.946					
3	37.260	24.978	16.180	1:18.418	3	37.611	21.527	14.383	1:13.521					
4	25.794	17.535	13.879	57.208	4	25.412	17.524	13.973	56.909					
5	25.309	17.513	13.909	56.731	5	25.264	17.664	13.932	56.860					
6	25.879	17.807	14.187	57.873	6	25.312	17.505	13.986	56.803					
7	25.243	17.495	13.844	56.582										
No.114 VASILE DANIEL					No.128 PUHAKKA SIMO									
1					1									
2	48.351	31.688	21.414	1:41.453	2	1:11.751	21.603	15.126	1:48.480					
3	30.780	19.046	14.297	1:04.123	3	27.896	19.390	14.072	1:01.358					
4	25.525	17.537	13.982	57.044	4	25.235	17.476	13.820	56.531					
5	25.461	17.718	13.871	57.050	5	25.155	17.665	13.900	56.720					
6	25.484	17.568	13.977	57.029	6	26.210	17.580	13.937	57.727					
7	25.445	17.717	14.078	57.240										
No.117 FIFE JOSHUA					No.129 VIGANO' MATTEO									
1					1									
2	49.824	25.603	23.224	1:38.651	2	57.336	24.049	17.642	1:39.027					
3	37.314	24.237	17.063	1:18.614	3	28.256	18.791	13.996	1:01.043					
4	26.052	17.863	14.158	58.073	4	25.376	17.568	13.949	56.893					
5	25.491	17.709	13.916	57.116	5	25.199	17.463	13.845	56.507					
6	25.425	17.709	14.094	57.228	6	25.228	17.534	13.919	56.681					
7	25.398	17.723	13.959	57.080										
					No.132 SKJOVIST ISAC									
					1									
					2	59.857	31.267	21.959	1:53.083					
					3	39.061	20.063	14.638	1:13.762					
					4	26.408	17.892	14.115	58.415					



KZ2

Qualifying Practice (QP) Analysis

For information purposes. No official / regulatory value

Laps	Sector 1	Sector 2	Sector 3	Lap Time
No.153 COMANDUCCI FRANCESCO				
1				
2	41.555	21.666	16.895	1:20.116
3	31.423	20.693	15.731	1:07.847
4	28.063	18.649	14.127	1:00.839
5	25.603	17.704	14.024	57.331
6	27.263	17.705	13.945	58.913
7	25.428	17.667	14.028	57.123
No.155 PALOMBA GIUSEPPE				
1				
2	43.668	21.383	16.740	1:21.791
3	31.573	20.842	15.805	1:08.220
4	27.847	18.451	14.004	1:00.302
5	25.293	17.432	13.874	56.599
6	25.283	17.542	13.924	56.749
7	25.317	17.577	13.897	56.791
No.160 MOLLO CIRO				
1				
2	1:04.918	30.577	17.278	1:52.773
3	27.841	19.309	14.098	1:01.248
4	25.311	17.558	13.874	56.743
5	25.305	17.606	13.912	56.823
6	25.998	17.751	13.928	57.677
No.161 TELLONE PASQUALE				
1				
2	1:00.851	22.373	16.676	1:39.900
3	34.617	20.333	15.074	1:10.024
4	27.956	17.632	13.875	59.463
5	25.415	17.585	13.907	56.907
6	26.294	17.865	14.147	58.306
7	25.357	17.621	13.926	56.904



KZ2 List of Participants (29 Drivers)

Document 1

No.	Entrant	Nat	Driver	Nat	Equipment
101	NOVALUX RACING TEAM		IACOVACCI FRANCESCO		LUXOR / LKE / BRIDG
102	NOVALUX RACING TEAM		IPPOLITO PAOLO		LENZOKART / LKE / BRIDG
107	CPB SPORT		NOMBLLOT JEAN		SODIKART / TM RACING / BRIDG
109	CPB SPORT		RENAUDIN ADRIEN		SODIKART / TM RACING / BRIDG
110	CPB SPORT		LEUILLET TOM		SODIKART / TM RACING / BRIDG
113	CRG SPA		GIARDELLI ALESSANDRO		CRG / TM RACING / BRIDG
114	DR SRL		VASILE DANIEL		DR / MODENA / BRIDG
117	ENERGY CORSE		FIFE JOSHUA		ENERGY / TM RACING / BRIDG
118	ENERGY CORSE		SKARAS EMIL		ENERGY / TM RACING / BRIDG
121	BIREL ART RACING		DAHLBERG ALEXANDER		BIREL ART / TM RACING / BRIDG
123	SODIKART		IRLANDO ALEX		SODIKART / TM RACING / BRIDG
125	BIREL ART RACING		LONGHI RICCARDO		BIREL ART / TM RACING / BRIDG
126	DR SRL		MAXIMILIAN PAUL		DR / MODENA / BRIDG
127	TONY KART RACING TEAM		PICCINI ALESSIO		TONY KART / VORTEX / BRIDG
128	TONY KART RACING TEAM		PUHAKKA SIMO		TONY KART / VORTEX / BRIDG
129	TONY KART RACING TEAM		VIGANO' MATTEO		TONY KART / VORTEX / BRIDG
132	ENERGY CORSE		SKJOVIST ISAC		ENERGY / TM RACING / BRIDG
133	CRG HOLLAND		TORNQVIST PERSSON BENJAMIN		CRG / TM RACING / BRIDG
134	NUOVA 3M SRL		DALE ANDREA		CRG / TM RACING / BRIDG
141	RENDA MOTORSPORT		FUSCO GIUSEPPE		FORMULA K / VORTEX / BRIDG
143	LION KART FACTORY RACING TEAM		LAMMERS BAS		LION KART / TM RACING / BRIDG
145	CPB SPORT		MOOR MARK VILLEM		SODIKART / TM RACING / BRIDG
148	ZANARDI RACING TEAM		DAVIES DYLAN		ZANARDI / TM RACING / BRIDG
149	CRG SPA		VALENTI MARCO		CRG / TM RACING / BRIDG
151	TONY KART RACING TEAM		ARDIGO' MARCO		TONY KART / VORTEX / BRIDG
153	COMANDUCCI ANDREA		COMANDUCCI FRANCESCO		TONY KART / TM RACING / BRIDG
155	INTREPID DRIVER PROGRAM		PALOMBA GIUSEPPE		INTREPID / TM RACING / BRIDG
160	MOLLO CIRO		MOLLO CIRO		CRG / TM RACING / BRIDG
161	EVOKART SRL		TELLONE PASQUALE		EVOKART / TM RACING / BRIDG