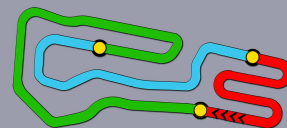


SOUTH GARDA KARTING

23^a WINTER CUP

***15-18 FEBBRAIO 2018 - Gara Internazionale
Cat. KZ2 - OK - OKJ - MINI ROK***

***RESULTS
BOOKLET***



Final (FIN)

Document 56.1 OFFICIAL

OK DEF. RESULTS

Rnk	No.	Entrant	Nat E.	Driver	Nat D.	Equipment	Time	Laps	Best Lap	Gap	Interv.	Sector 1	Sector 2	Sector 3	Penalty
1	▲3	353 RICKY FLYNN MOTORSPORT	GBR	Aron Paul	ITA	Fa Alonso / Vortex / Bridgestone	15:16.877	18	49.668			19.539	15.305	14.824	
2	▲4	325 FORMULA K	ITA	Meguetounif Sami	ITA	Formula K / Tm / Bridgestone	15:17.423	18	49.634	0.546	0.546	19.567	15.216	14.851	
3	▼2	346 LENNOX RACING TEAM	GBR	Griggs Luca	ITA	Exprit / Vortex / Bridgestone	15:16.614	18	49.733	0.737	0.191	19.538	15.234	14.961	+1.000
4	▲8	380 TEAM OAKES	GBR	Dimitrov Georgi	ITA	Exprit / Vortex / Bridgestone	15:19.216	18	49.672	2.339	1.602	19.510	15.213	14.949	
5	▼2	349 BIREL ART RACING	ITA	Pizzi Francesco	ITA	Birel Art / Tm / Bridgestone	15:19.829	18	49.770	2.952	0.613	19.528	15.365	14.877	
6	▲3	351 RICKY FLYNN MOTORSPORT	GBR	Askey Kai	ITA	Fa Alonso / Vortex / Bridgestone	15:24.492	18	49.920	7.615	4.663	19.730	15.334	14.856	
7	▲4	304 WARD RACING	SWE	Smal Kirill	RUS	Tony Kart / Vortex / Bridgestone	15:23.769	18	49.432	9.892	2.277	19.436	15.147	14.849	
8	▲21	347 TONY KART RACING TEAM	ITA	Van Hoepen Laurens	NLD	Tony Kart / Vortex / Bridgestone	15:28.671	18	49.878	11.794	1.902	19.619	15.324	14.935	
9	▲9	390 KR MOTOR SPORT	SWE	Barnard Taylor	SWE	Kr / Parilla / Bridgestone	15:29.752	18	49.810	12.875	1.081	19.702	15.259	14.849	
10	=	301 DPK RACING	ESP	Gomez Gutierrez	ESP	Fa Kart / lame / Bridgestone	15:22.435	18	49.893	15.558	2.683	19.670	15.270	14.953	+10.000
11	▲14	367 BABY RACE DRIVER ACADEMY	ITA	Srizhan Alexey	RUS	Tony Kart / Vortex / Bridgestone	15:33.764	18	50.032	16.887	1.329	19.640	15.297	15.095	
12	▼5	366 BABY RACE DRIVER ACADEMY	ITA	Bedrin Nikita	RUS	Tony Kart / Vortex / Bridgestone	15:34.847	18	48.802	17.970	1.083				
13	▲3	332 ENERGY CORSE SRL	ITA	Day Jamie	GBR	Energy / Tm / Bridgestone	15:35.106	18	49.922	18.229	0.259	19.564	15.381	14.977	
14	▼6	305 WARD RACING	SWE	Beganovic Dino	SWE	Tony Kart / Vortex / Bridgestone	15:25.804	18	49.759	18.927	0.698	19.509	15.291	14.959	+10.000
15	▲13	303 KOSMIC RACING DEPARTEMENT	ITA	Hadrien David	FRA	Kosmic / Vortex / Bridgestone	15:35.880	18	49.800	19.003	0.076	19.609	15.231	14.960	
16	▲10	336 CRG SPA	ITA	Giardelli Luca	ITA	Crq / Tm / Bridgestone	15:36.120	18	49.964	19.243	0.240	19.619	15.365	14.980	
17	▲4	329 TB KART SRL	ITA	Villa Edoardo	ITA	Tb Kart / Tm / Bridgestone	15:36.866	18	50.047	19.989	0.746	19.559	15.457	15.031	
18	▲1	303 WARD RACING	SWE	Øgaard Sebastian	NOR	Tony Kart / Vortex / Bridgestone	15:36.903	18	49.887	20.026	0.037	19.644	15.249	14.994	
19	▲8	355 RICKY FLYNN MOTORSPORT	GBR	Rees Matthew	GBR	Fa Alonso / Vortex / Bridgestone	15:37.064	18	50.192	20.187	0.161	19.804	15.401	14.987	
20	▼3	309 TB RACING TEAM	ITA	Sasse Hugo	GER	Kr / Parilla / Bridgestone	15:37.092	18	49.861	20.215	0.028	19.629	15.300	14.932	
21	▲13	306 WARD RACING	SWE	Soldatov Maksim	RUS	Tony Kart / Vortex / Bridgestone	15:39.024	18	49.874	22.147	1.932	19.582	15.227	15.065	
22	▲10	362 CRG SPA	ITA	Spina Alfio	ITA	Crq / Tm / Bridgestone	15:39.163	18	49.788	22.286	0.139	19.611	15.302	14.875	
23	▼1	385 ENERGY CORSE SRL	ITA	Paparo Michael	ITA	Energy / Tm / Bridgestone	15:39.331	18	49.912	22.454	0.168	19.636	15.375	14.901	
24	▲9	356 CRG SPA	ITA	Trulli Enzo	ITA	Crq / Tm / Bridgestone	15:39.514	18	49.846	22.637	0.183	19.647	15.319	14.880	
25	▲6	383 PAROLIN RACING KART	ITA	Cenedese Alessandro	ITA	Parolin / lame / Bridgestone	15:45.345	18	50.077	28.468	5.831	19.660	15.329	15.088	
26	▲4	319 LOTUS	GBR	Zanfari Suleiman	MAR	Tony Kart / Vortex / Bridgestone	15:51.151	18	50.729	34.274	5.806	19.707	15.627	15.395	
27	▼14	389 KR MOTOR SPORT	SWE	Amand Marcus	SWE	Kr / Parilla / Bridgestone	13:51.828	16	50.193	2 Laps	2 Laps	19.713	15.432	15.048	
28	▼4	375 TONY KART RACING TEAM	ITA	Montoya Sebastian	COL	Tony Kart / Vortex / Bridgestone	15:51.884	16	50.097	2 Laps	2:00.056	19.697	15.287	15.113	
29	▼14	320 FORZA RACING	GBR	Van't Hoff Dilano	NLD	Exprit / Tm / Bridgestone	11:13.438	13	49.912	5 Laps	3 Laps	19.579	15.284	15.049	
30	▼28	382 PAROLIN RACING KART	ITA	Mini Gabriele	ITA	Parolin / lame / Bridgestone	9:31.865	11	50.145	7 Laps	2 Laps	19.629	15.359	15.157	
31	▼11	352 RICKY FLYNN MOTORSPORT	GBR	O'Sullivan Zak	AUS	Fa Alonso / Vortex / Bridgestone	2:52.036	3	53.331	15 Laps	8 Laps	20.968	16.283	16.080	
32	▼18	330 PAROLIN RACING KART	ITA	Wharton James	AUS	Parolin / Parilla / Bridgestone	2:11.156	2	1:01.031	16 Laps	1 Lap	25.204	17.988	17.839	
33	▼28	337 CRG SPA	ITA	Bortoleto Gabriel	BRA	Crq / Tm / Bridgestone	1.912	0		18 Laps	2 Laps				
34	▼11	322 KOSMIC RACING DEPARTEMENT	ITA	Camara Rafael	BRA	Kosmic / Vortex / Bridgestone		0		18 Laps					

No.346 Griggs Luca : Time penalty of 1". According to steward's decision n°232

No.301 Gomez Gutierrez : Time penalty of 10". According to steward's decision n°230

No.305 Beganovic Dino : Time penalty of 10". According to steward's decision n°231

Leaders : No.346 Griggs Luca (1-16) / No.353 Aron Paul (17-17) / No.346 Griggs Luca (18-18)

Start Time : 18/02 - 16:04:35

Best Lap : No.366 Bedrin Nikita 48.802 88,52 Kph

Weather : Cloudy Air : 4°C Track : Wet

Previous Event Record : No.382 Mini Gabriele 48.824 88,48 Kph

No.382 06:39 Lap 7

23° WINTER CUP (ITA) 15-18/02/2018

Page 1 / 1

FICR

Apex Timing

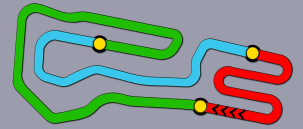


Scan this QR code for live timing



Timing service and charts editing provided by:

Federazione Italiana Cronometristi



OKJ

Final (FIN) Lap Chart

For information purposes. No official / regulatory value

	1	2	3	4	5	6	7	8	9	10	11	12	13	14	15	16	17	18	19	20	21	22	23	24	25	26	27	28	29	30	31	32	33	34
Grid	346	382	349	353	337	325	366	305	351	301	304	380	389	330	320	332	309	390	303	352	329	385	337	375	367	336	355	363	347	319	383	362	356	306
Start	366	346	349	382	337	353	325	351	305	301	304	380	389	320	330	309	332	303	390	329	385	352	367	375	336	363	355	319	347	383	362	356	306	
Lap 1 Interval	346	349	382	353	325	351	301	380	305	366	320	304	309	389	329	332	385	347	390	352	303	367	363	383	355	319	356	306	336	362	330	375		
Lap 2	346	349	382	353	325	351	380	301	305	320	366	309	389	329	304	385	347	390	332	303	367	352	363	355	383	319	356	306	336	362	330	375		
Lap 3	346	349	382	353	325	380	351	301	305	320	366	389	329	304	347	309	332	390	303	385	367	337	355	383	363	356	306	319	336	362	375			
Lap 4	346	349	353	382	325	380	301	351	305	320	366	389	304	347	329	309	332	303	390	367	383	385	355	356	336	363	306	362	385	383	319	375		
Lap 5	346	353	349	382	325	380	301	351	305	320	366	389	347	304	329	309	332	303	390	367	355	356	336	363	306	362	385	383	319	375				
Lap 6	346	353	382	349	325	380	301	351	305	320	366	347	389	304	329	332	309	390	367	303	355	356	336	363	306	362	385	383	319	375				
Lap 7	346	353	382	349	325	380	301	351	305	320	366	347	389	304	329	332	309	390	367	303	355	356	336	363	362	385	306	383	319	375				
Lap 8	346	353	382	349	325	380	301	351	305	320	366	347	389	304	329	309	390	367	332	355	303	356	336	363	362	385	306	383	319	375				
Lap 9	346	353	382	349	325	380	301	305	351	320	366	347	304	389	329	309	390	367	332	355	303	336	356	362	363	385	306	383	319	375				
Lap 10	346	353	382	349	325	380	301	305	351	320	366	347	304	389	329	309	390	367	332	355	336	303	356	363	362	385	306	383	319	375				
Lap 11	346	353	325	349	380	337	301	305	351	320	366	347	304	389	309	390	329	367	332	355	336	303	356	363	362	385	306	383	319	375				
Lap 12	346	353	325	349	380	301	320	351	305	366	347	304	389	390	367	332	336	309	355	329	303	356	363	362	385	306	383	319	375					
Lap 13	346	353	325	349	380	301	320	351	305	304	347	366	390	389	367	332	336	309	355	329	303	363	356	362	385	306	383	319	375					
Lap 14	346	353	325	349	380	301	351	305	304	347	366	390	389	367	332	336	309	355	329	303	363	385	306	362	356	383	319	375						
Lap 15	346	353	325	349	380	301	351	305	304	347	390	389	367	336	309	355	329	303	363	385	306	362	356	383	319	375								
Lap 16	346	353	325	380	349	301	351	305	304	347	390	366	337	367	309	336	332	355	329	363	303	385	306	362	356	383	319	375						
Lap 17	353	346	325	380	349	301	351	305	304	347	390	367	366	332	309	329	336	363	355	303	306	362	385	356	383	319								
Lap 18	346	353	325	380	349	301	351	305	304	347	390	367	366	332	363	336	329	303	355	309	306	362	385	356	383	319								

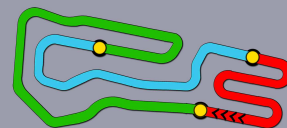


Scan this QR code for live timing



Timing service and charts editing provided by:

**Federazione Italiana
Cronometristi**



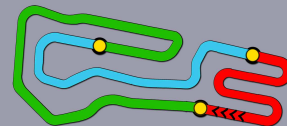
OKJ

Final (FIN) Analysis

For information purposes. No official / regulatory value

Laps	Sector 1	Sector 2	Sector 3	Lap Time	Laps	Sector 1	Sector 2	Sector 3	Lap Time	Laps	Sector 1	Sector 2	Sector 3	Lap Time
No.301 Gomez Gutierrez					6	20.157	15.817	15.434	51.408	12	19.777	15.316	15.248	50.341
1	22.795	18.910	16.352	58.057	7	19.879	15.421	15.240	50.540	13	19.706	15.358	15.205	50.269
2	20.783	16.366	16.079	53.228	8	20.072	15.479	15.200	50.751	14	19.572	15.247	15.148	49.967
3	20.501	15.959	15.458	51.918	9	19.704	15.663	15.106	50.473	15	19.582	15.227	15.065	49.874
4	20.189	15.812	15.469	51.470	10	19.575	15.480	15.031	50.086	16	19.555	15.569	15.007	50.131
5	19.980	15.624	15.370	50.974	11	19.496	15.287	15.124	49.907	17	19.527	15.470	15.497	50.494
6	20.034	15.581	15.353	50.968	12	19.740	15.563	15.477	50.780	18	19.558	15.256	15.099	49.913
7	19.808	15.451	15.262	50.521	13	19.970	15.475	15.039	50.484	No.309 Sasse Hugo				
8	19.949	15.489	15.212	50.650	14	19.579	15.314	14.986	49.879	1	22.494	19.126	16.864	58.484
9	19.811	15.365	15.093	50.269	15	19.474	15.219	14.950	49.643	2	21.210	16.964	15.957	54.131
10	19.790	15.301	15.064	50.155	16	19.484	15.199	14.891	49.574	3	20.655	16.891	16.544	54.090
11	19.852	15.694	15.460	51.006	17	19.439	15.188	14.881	49.508	4	20.306	15.970	15.804	52.080
12	19.853	15.391	15.096	50.340	18	19.436	15.147	14.849	49.432	5	20.379	15.934	16.367	52.680
13	19.773	15.321	15.014	50.108	No.305 Beganovic Dino					6	20.112	15.616	15.680	51.408
14	19.705	15.321	14.988	50.014	1	23.023	18.924	16.880	58.827	7	20.052	15.546	15.435	51.033
15	19.630	15.294	15.034	49.958	2	20.790	16.736	15.800	53.326	8	20.034	15.630	15.235	50.899
16	19.600	15.310	15.028	49.938	3	20.388	15.956	15.437	51.781	9	19.863	15.427	15.178	50.468
17	19.670	15.270	14.953	49.893	4	20.083	15.849	15.510	51.442	10	19.681	15.371	15.006	50.058
18	19.574	15.328	15.312	50.214	5	19.962	15.639	15.309	50.910	11	19.747	15.619	15.321	50.687
No.303 Ögaard Sebastian					6	19.847	15.665	15.368	50.880	12	19.828	15.562	17.200	52.590
1	25.461	17.872	16.965	1:00.298	7	19.745	15.540	15.213	50.498	13	19.810	15.362	14.960	50.132
2	20.865	16.937	15.759	53.561	8	19.857	15.595	15.227	50.679	14	19.629	15.300	14.932	49.861
3	21.107	16.190	15.680	52.977	9	19.948	15.432	15.138	50.518	15	19.581	15.283	15.201	50.065
4	20.376	15.837	15.754	51.967	10	19.715	15.428	15.061	50.204	16	19.609	15.342	14.915	49.866
5	20.233	15.954	16.291	52.478	11	19.693	15.372	15.356	50.421	17	19.964	16.036	15.698	51.698
6	20.626	15.781	15.487	51.894	12	19.800	15.510	16.818	52.128	18	20.077	15.859	17.151	53.087
7	20.087	15.607	15.387	51.081	13	20.963	15.583	15.197	51.743	No.319 Zanfari Suleiman				
8	19.912	15.741	15.842	51.495	14	19.724	15.388	15.089	50.201	1	24.597	18.587	16.872	1:00.056
9	19.911	15.690	15.248	50.849	15	19.636	15.278	15.029	49.943	2	20.879	16.478	16.189	53.546
10	19.729	15.900	15.845	51.474	16	19.552	15.368	14.971	49.891	3	20.613	17.397	15.870	53.880
11	20.268	15.494	15.548	51.310	17	19.554	15.318	15.101	49.973	4	20.914	17.324	16.818	55.056
12	19.895	15.362	15.167	50.424	18	19.509	15.291	14.959	49.759	5	20.477	16.286	17.428	54.191
13	19.798	15.299	15.043	50.140	No.306 Soldatov Maksim					6	20.383	16.360	15.835	52.578
14	19.785	15.279	15.010	50.074	1	24.043	18.808	17.015	59.866	7	20.377	15.933	15.674	51.984
15	19.644	15.249	14.994	49.887	2	20.960	16.156	15.845	52.961	8	20.115	15.860	15.633	51.608
16	19.736	15.279	15.557	50.572	3	20.490	16.824	15.780	53.094	9	19.978	15.998	15.594	51.570
17	19.729	15.559	15.911	51.199	4	20.679	16.316	16.096	53.091	10	20.001	15.736	15.540	51.277
18	19.910	15.487	15.563	50.960	5	20.772	15.947	15.589	52.308	11	19.911	15.683	15.432	51.026
No.304 Smal Kirill					6	20.064	15.874	15.925	51.863	12	19.851	15.694	16.380	51.925
1	22.881	19.459	16.963	59.303	7	20.629	16.948	16.044	53.621	13	19.834	15.731	15.453	51.018
2	21.212	16.550	17.476	55.238	8	20.060	15.630	15.580	51.270	14	19.818	15.806	16.388	52.012
3	20.261	16.484	15.825	52.570	9	19.860	15.580	15.367	50.807	15	19.787	15.659	15.400	50.846
4	20.156	15.909	15.597	51.662	10	19.753	15.549	15.702	51.004	16	19.746	15.591	15.410	50.747
5	20.629	16.282	15.745	52.656	11	19.952	15.518	15.283	50.753	17	19.707	15.627	15.395	50.729





OKJ

Final (FIN) Analysis

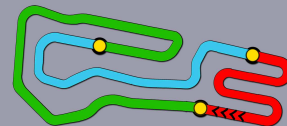
For information purposes. No official / regulatory value

Laps	Sector 1	Sector 2	Sector 3	Lap Time
2	21.126	16.740	15.984	53.850
3	20.637	16.215	15.825	52.677
4	20.315	16.008	15.718	52.041
5	20.152	15.855	15.549	51.556
6	20.115	15.966	15.718	51.799
7	20.018	15.751	15.422	51.191
8	19.937	15.713	15.430	51.080
9	20.101	15.698	15.256	51.055
10	19.768	15.602	15.236	50.606
11	19.880	15.674	15.504	51.058
12	19.761	15.495	15.196	50.452
13	19.782	15.375	15.485	50.642
14	19.715	15.567	15.170	50.452
15	19.713	15.432	15.048	50.193
16	19.670	15.409	15.289	50.368

No.390 Barnard Taylor

1	22.591	19.895	17.078	59.564
2	21.191	16.631	16.047	53.869
3	20.721	15.983	16.488	53.192
4	20.643	15.971	15.653	52.267
5	20.225	15.946	16.253	52.424
6	20.183	15.643	15.275	51.101
7	20.106	15.771	15.300	51.177
8	20.055	15.794	15.136	50.985
9	19.741	15.489	15.077	50.307
10	19.693	15.399	15.059	50.151
11	19.683	15.602	15.433	50.718
12	19.868	15.387	15.045	50.300
13	19.690	15.427	15.037	50.154
14	19.589	15.342	14.997	49.928
15	19.597	15.369	14.866	49.832
16	19.702	15.259	14.849	49.810
17	19.533	15.334	14.955	49.822
18	19.630	15.364	14.847	49.841





OKJ

Final (FIN)
Starting Grid

Document 55.1 OFFICIAL

306	Soldatov Maksim Tony Kart / Vortex / Bridgestone	85 Points	17	356	Trulli Enzo Crg / Tm / Bridgestone	83 Points
362	Spina Alfio Crg / Tm / Bridgestone	82 Points	16	383	Cenedese Alessandro Parolin / Iame / Bridgestone	79 Points
319	Zanfari Suleiman Tony Kart / Vortex / Bridgestone	78 Points	15	347	Van Hoepen Laurens Tony Kart / Vortex / Bridgestone	77 Points
363	Hadrien David Kosmic / Vortex / Bridgestone	73 Points	14	355	Rees Matthew Fa Alonso / Vortex / Bridgestone	72 Points
336	Giardelli Luca Crg / Tm / Bridgestone	70 Points	13	367	Brizhan Alexey Tony Kart / Vortex / Bridgestone	67 Points
375	Montoya Sebastian Tony Kart / Vortex / Bridgestone	65 Points	12	322	Camara Rafael Kosmic / Vortex / Bridgestone	63 Points
385	Paparo Michael Energy / Tm / Bridgestone	60 Points	11	329	Villa Edoardo Tb Kart / Tm / Bridgestone	60 Points
352	O'Sullivan Zak Fa Alonso / Vortex / Bridgestone	58 Points	10	303	Øgaard Sebastian Tony Kart / Vortex / Bridgestone	51 Points
390	Barnard Taylor Kr / Parilla / Bridgestone	50 Points	9	309	Sasse Hugo Kr / Parilla / Bridgestone	49 Points
332	Day Jamie Energy / Tm / Bridgestone	49 Points	8	320	Van't Hoff Dilano Exprit / Tm / Bridgestone	48 Points
330	Wharton James Parolin / Parilla / Bridgestone	46 Points	7	389	Amand Marcus Kr / Parilla / Bridgestone	39 Points
380	Dimitrov Georgi Exprit / Vortex / Bridgestone	37 Points	6	304	Smal Kirill Tony Kart / Vortex / Bridgestone	35 Points
301	Gomez Gutierrez Fa Kart / Iame / Bridgestone	31 Points	5	351	Askey Kai Fa Alonso / Vortex / Bridgestone	31 Points
305	Beganovic Dino Tony Kart / Vortex / Bridgestone	31 Points	4	366	Bedrin Nikita Tony Kart / Vortex / Bridgestone	29 Points
325	Meguetounif Sami Formula K / Tm / Bridgestone	27 Points	3	337	Bortoleto Gabriel Crg / Tm / Bridgestone	24 Points
353	Aron Paul Fa Alonso / Vortex / Bridgestone	22 Points	2	349	Pizzi Francesco Birel Art / Tm / Bridgestone	21 Points
382	Mini Gabriele Parolin / Iame / Bridgestone	15 Points	1	346	Griggs Luca Exprit / Vortex / Bridgestone	10 Points

POLE POSITION



Start : 18/02 - 15:30 18 Laps = 21,600 Km

23° WINTER CUP (ITA) 15-18/02/2018

Page 1 / 1

FICR

Apex Timing

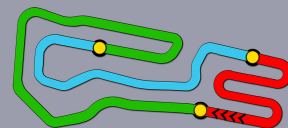


Scan this QR code for live timing



Timing service and charts editing provided by:

**Federazione Italiana
Cronometristi**



OKJ

Final Heats (FH) Results

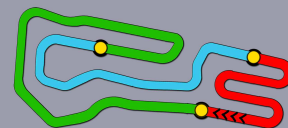
Document 54.1 OFFICIAL

Rnk	No.	Driver	Nat D.	Q	Q2	S1	S2	Points
1	346	Griggs Luca	ITA	10	10	-	0	10
2	382	Mini Gabriele	ITA	1	7	8	-	15
3	349	Pizzi Francesco	ITA	6	12	9	-	21
4	353	Aron Paul	EST	3	18	-	4	22
5	337	Bortoleto Gabriel	BRA	14	24	0	-	24
6	325	Meguetounif Sami	FRA	20	25	2	-	27
7	366	Bedrin Nikita	RUS	11	24	-	5	29
8	305	Beganovic Dino	SWE	8	24	7	-	31
9	351	Askey Kai	GBR	12	25	-	6	31
10	301	Gomez Gutierrez	ESP	34	29	-	2	31
11	304	Smal Kirill	RUS	2	32	3	-	35
12	380	Dimitrov Georgi	GBR	33	34	-	3	37
13	389	Amand Marcus	ITA	29	32	-	7	39
14	330	Wharton James	AUS	25	33	13	-	46
15	320	Van't Hoff Dilano	NLD	18	43	5	-	48
16	332	Day Jamie	GBR	23	36	-	13	49
17	309	Sasse Hugo	DEU	35	45	4	-	49
18	390	Barnard Taylor	GBR	13	41	-	9	50
19	303	Ögaard Sebastian	DNK	28	36	15	-	51
20	352	O'Sullivan Zak	GBR	5	36	22	-	58
21	329	Villa Edoardo	ITA	7	48	-	12	60
22	385	Paparo Michael	ITA	27	44	-	16	60
23	322	Camara Rafael	BRA	19	51	12	-	63
24	375	Montoya Sebastian	COL	15	54	-	11	65
25	367	Brizhan Alexey	RUS	22	46	-	21	67
26	336	Giardelli Luca	ITA	38	52	-	18	70
27	355	Rees Matthew	GBR	37	47	25	-	72
28	363	Hadrien David	FRA	79	65	-	8	73
29	347	Van Hoepen Laurens	NLD	9	71	6	-	77
30	319	Zanfari Suleiman	MAR	50	67	11	-	78
31	383	Cenedese Alessandro	ITA	16	55	24	-	79
32	362	Spina Alfio	ITA	4	53	29	-	82
33	356	Trulli Enzo	ITA	32	57	-	26	83
34	306	Soldatov Maksim	RUS	24	75	-	10	85

NOT QUALIFIED

35	334	Albanese Federico	ITA	46	66	-	19	85
36	381	Novozhilov Dmitrii	RUS	48	59	28	-	87
37	379	Primm Simon	DEU	57	60	27	-	87
38	350	Dijkstra Thomas	NLD	55	75	14	-	89
39	364	Contecha Diego	COL	54	82	10	-	92
40	376	Dubynin Andrey	RUS	31	70	-	24	94
41	343	Gallo Paolo	ITA	63	72	-	23	95
42	318	Victorsson Philip	SWE	43	60	-	36	96
43	370	Variawa Saood	SAF	44	79	-	17	96
44	321	Dufek Josh	CHE	72	82	-	15	97





OKJ

Final Heats (FH) Results

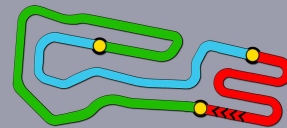
Document 54.1 OFFICIAL

Rnk	No.	Driver	Nat D.	Q1	Q2	Q3	Q4	Points
45	354	Laursen Conrad		17	66	32	-	98
46	338	Putera Adam		26	81	18	-	99
47	359	Mertsalmi Samuli		52	74	26	-	100
48	344	Fornaroli Leonardo		40	78	23	-	101
49	307	Kharitonov Tikhon		42	87	-	14	101
50	335	Hadjar Isac		21	82	-	20	102
51	388	Balzarotti Alessandro		41	87	16	-	103
52	331	Mansell Christian		49	87	17	-	104
53	312	Knopp Josef		30	85	-	22	107
54	339	Pingasov Miron		69	87	21	-	108
55	373	Coertze Joshua		45	77	-	32	109
56	365	Bertini Colla		47	92	19	-	111
57	311	Zug Lilly		76	92	20	-	112
58	387	Gravlund Sebastian		61	86	-	27	113
59	378	Kamenev Oleg		83	84	30	-	114
60	384	Siksnelis Kajus		56	92	-	25	117
61	386	Tohum Arthur		66	85	33	-	118
62	391	Haralampiev Maksim		68	87	-	31	118
63	348	Marti Sobrepera Josep		59	93	-	28	121
64	341	Chiappini Tommaso		81	92	-	30	122
65	324	Fluxa Lorenzo		67	90	-	33	123
66	345	Urbeltz Moar		36	95	-	29	124
67	308	Siverholm William		60	93	31	-	124
68	357	Ressico D'Aloisio		53	93	34	-	127

Not Classified

302	Tarillion Maximilian		84	135	-	-	-
310	Hantke Niko			101	-	-	-
313	Hunecke Daniel		80	120	-	-	-
316	Zhivnov Andrey		65	95	-	-	-
326	Pons Lucas		74	101	-	-	-
328	Gilles Stadsbader		71	120	-	-	-
333	Shaparov Roman		70	116	-	-	-
340	Jaromin David		77	113	-	-	-
342	Dolischka Jorden		64	101	-	-	-
358	Putyatin Slavik		62	97	-	-	-
360	Maxson Tyler			106	-	-	-
361	Giovane Elio		51	113	-	-	-
368	Scionti Enzo		78	98	-	-	-
369	Montenegro Ignacio		39	103	-	-	-
371	Broer Cherine		73	114	-	-	-
372	Phoenix Ksenia		82	125	-	-	-
374	Bertocco Gregorio		58	104	-	-	-
377	Shevrytalov Iaroslav		75	101	-	-	-





Super Heat 2 (S2)

Document 53.1 OFFICIAL

OK DEF. RESULTS

Rnk	No.	Entrant	Nat E.	Driver	Nat D.	Equipment	Time	Laps	Best Lap	Gap	Interv.	Sector 1	Sector 2	Sector 3	Penalty	Points
1	=	346 LENNOX RACING TEAM	GBR	Griggs Luca	ITA	Exprit / Vortex / Bridgestone	15:16.611	15	1:00.225			23.707	18.086	18.432		0
2	▲3	301 DPK RACING	ESP	Gomez Gutierrez	ITA	Fa Kart / lame / Bridgestone	15:19.145	15	1:00.272	2.534	2.534	23.618	18.220	18.434		2
3	▲4	380 TEAM OAKES	GBR	Dimitrov Georgi	GBR	Exprit / Vortex / Bridgestone	15:23.866	15	1:00.343	7.255	4.721	23.904	18.077	18.362		3
4	▼2	353 RICKY FLYNN MOTORSPORT	GBR	Aron Paul	ITA	Fa Alonso / Vortex / Bridgestone	15:24.938	15	1:00.282	8.327	1.072	23.735	18.148	18.399		4
5	▼2	366 BABY RACE DRIVER ACADEMY	GBR	Bedrin Nikita	ITA	Tony Kart / Vortex / Bridgestone	15:27.301	15	1:00.628	10.690	2.363	23.645	18.388	18.595		5
6	▼2	351 RICKY FLYNN MOTORSPORT	GBR	Askey Kai	ITA	Fa Alonso / Vortex / Bridgestone	15:29.679	15	1:00.721	13.068	2.378	23.864	18.409	18.448		6
7	▼1	389 KR MOTOR SPORT	SWE	Amand Marcus	ITA	Kr / Parilla / Bridgestone	15:31.839	15	1:00.971	15.228	2.160	23.950	18.474	18.547		7
8	▲9	363 KOSMIC RACING DEPARTMENT	ITA	Hadrien David	ITA	Kosmic / Vortex / Bridgestone	15:23.519	15	1:00.207	16.908	1.680	23.704	18.110	18.393	+10.000	8
9	=	390 KR MOTOR SPORT	SWE	Barnard Taylor	ITA	Kr / Parilla / Bridgestone	15:33.673	15	1:01.116	17.062	0.154	23.790	18.646	18.680		9
10	▲11	306 WARD RACING	ITA	Soldatov Maksim	ITA	Tony Kart / Vortex / Bridgestone	15:36.143	15	1:00.894	19.532	2.470	23.927	18.285	18.682		10
11	▲3	375 TONY KART RACING TEAM	ITA	Montoya Sebastian	ITA	Tony Kart / Vortex / Bridgestone	15:41.897	15	1:01.015	25.286	5.754	23.966	18.536	18.513		11
12	=	329 TB KART SRL	ITA	Villa Edoardo	ITA	Tb Kart / Tm / Bridgestone	15:42.623	15	1:00.593	26.012	0.726	23.956	18.405	18.232		12
13	▼5	332 ENERGY CORSE SRL	ITA	Day Jamie	ITA	Energy / Tm / Bridgestone	15:34.025	15	1:00.848	27.414	1.402	24.014	18.434	18.400	+10.000	13
14	▲14	307 FORZA RACING	GBR	Kharitonov Tikhon	ITA	Exprit / Tm / Bridgestone	15:48.816	15	1:00.644	32.205	4.791	23.982	18.264	18.398		14
15	▲10	321 FORZA RACING	ITA	Dufek Josh	CHE	Exprit / Tm / Bridgestone	15:50.459	15	1:01.268	33.848	1.643	24.121	18.374	18.773		15
16	▼6	385 ENERGY CORSE SRL	ITA	Paparo Michael	ITA	Energy / Tm / Bridgestone	15:41.060	15	1:01.351	34.449	0.601	23.983	18.585	18.783	+10.000	16
17	▲6	370 CRG HOLLAND	NLD	Variawa Saood	ZAF	Crq / Tm / Bridgestone	15:51.381	15	1:01.633	34.770	0.321	24.255	18.680	18.698		17
18	▼5	336 CRG SPA	ITA	Giardelli Luca	ITA	Crq / Tm / Bridgestone	15:52.214	15	1:01.678	35.603	0.833	24.259	18.717	18.702		18
19	▼1	334 EVOKART SRL	ITA	Albanese Federico	ITA	Evokart / Tm / Bridgestone	15:42.214	15	1:00.754	35.603	0.000	24.013	18.195	18.546	+10.000	19
20	▲4	335 FORZA RACING	GBR	Hadjar Isac	ITA	Exprit / Tm / Bridgestone	15:52.649	15	1:01.476	36.038	0.435	24.080	18.432	18.964		20
21	▼10	367 BABY RACE DRIVER ACADEMY	GBR	Brizhan Alexey	ITA	Tony Kart / Vortex / Bridgestone	15:43.965	15	1:01.279	37.354	1.316	24.380	18.366	18.533	+10.000	21
22	▲4	312 TB RACING TEAM	ITA	Knopp Josef	ITA	Crq / Parilla / Bridgestone	15:44.093	15	1:00.767	37.482	0.128	24.023	18.325	18.419	+10.000	22
23	▼3	343 BIREL ART RACING	ITA	Gallo Paolo	ITA	Ricciardo / Tm / Bridgestone	15:54.508	15	1:01.362	37.897	0.415	24.035	18.487	18.840		23
24	▼5	376 PRIMA RACING	RUS	Dubynin Andrey	RUS	Tony Kart / Tm / Bridgestone	15:45.198	15	1:01.008	38.587	0.690	23.869	18.288	18.851	+10.000	24
25	▲6	384 PAROLIN POLAND	POL	Siksnelis Kajus	LTU	Parolin / Vortex / Bridgestone	15:55.691	15	1:01.581	39.080	0.493	24.370	18.306	18.905		25
26	▼11	356 CRG SPA	ITA	Trulli Enzo	ITA	Crq / Tm / Bridgestone	15:46.915	15	1:01.476	40.304	1.224	24.043	18.664	18.769	+10.000	26
27	=	387 KR MOTOR SPORT	SWE	Gravlund Sebastian	ITA	Kr / Parilla / Bridgestone	15:57.864	15	1:01.992	41.253	0.949	24.308	19.090	18.594		27
28	▲5	348 TONY KART RACING TEAM	ITA	Marti Sobrepera Josep	ESP	Tony Kart / Vortex / Bridgestone	15:58.936	15	1:01.301	42.325	1.072	24.008	18.411	18.882		28
29	▲5	345 DPK RACING	ESP	Urbeltz Moar	ESP	Fa Kart / lame / Bridgestone	16:00.047	15	1:01.509	43.436	1.111	23.933	18.554	19.022		29
30	▲2	341 FORMULA K	ITA	Chiappini Tommaso	ITA	Formula K / Tm / Bridgestone	15:57.341	15	1:01.666	50.730	7.294	24.032	18.422	19.212	+10.000	30
31	▼2	391 maxim racing sport	ITA	Haralampiev Maksim	ITA	Exprit / Tm / Bridgestone	15:58.912	15	1:01.870	52.301	1.571	24.378	18.586	18.906	+10.000	31
32	▼10	373 RKT	NLD	Coertze Joshua	ZAF	Kosmic / Vortex / Bridgestone	7:31.135	7	1:02.173	8 Laps	8 Laps	24.283	18.820	19.070		32
33	▼3	324 PRAGA RACING TEAM	ITA	Fluxa Lorenzo	ESP	Praga / Tm / Bridgestone	8:08.062	7	1:03.157	8 Laps	36.927	24.761	18.897	19.499		33

No.363 Hadrien David : Penalty for Race Director decision

No.332 Day Jamie : Time penalty of 10". According to steward's decision n°186

No.385 Paparo Michael : Time penalty of 10". According to steward's decision n°187

No.334 Albanese Federico : Time penalty of 10". According to steward's decision n°188

No.367 Brizhan Alexey : Time penalty of 10". According to steward's decision n°190

No.312 Knopp Josef : Time penalty of 10". According to steward's decision n°192

No.376 Dubynin Andrey : Time penalty of 10". According to steward's decision n°189

No.356 Trulli Enzo : Time penalty of 10". According to steward's decision n°191

No.341 Chiappini Tommaso : Time penalty of 10". According to steward's decision n°193

No.391 Haralampiev Maksim : Time penalty of 10". According to steward's decision n°194

Not Classified

318	WARD RACING	SWE	Victorsson Philip	SWE	Kosmic / Tm / Bridgestone	15:54.166		1:01.420	DSQ			24.075	18.508	18.837		36
-----	-------------	-----	-------------------	-----	---------------------------	-----------	--	----------	-----	--	--	--------	--------	--------	--	----

No.318 Victorsson Philip : Excluded from the Run According to steward's decision n°195

Leaders : No.346 Griggs Luca (1-15)

Start Time : 18/02 - 13:46:01

Best Lap : No.363 Hadrien David

1:00.207 71,75 Kph

Weather : Cloudy Air : 4°C Track : Wet

Event Record : No.382 Mini Gabriele

48.824 88,48 Kph

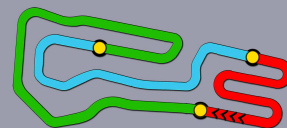


Scan this QR code for live timing



Timing service and charts editing provided by:

Federazione Italiana Cronometristi



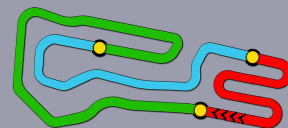
OKJ

Super Heat 2 (S2) Lap Chart

For information purposes. No official / regulatory value

	1	2	3	4	5	6	7	8	9	10	11	12	13	14	15	16	17	18	19	20	21	22	23	24	25	26	27	28	29	30	31	32	33	34	
Grid	346	353	366	351	301	389	380	332	390	385	367	329	336	375	356	318	363	334	376	343	306	373	370	335	321	312	387	307	391	324	384	341	348	345	
Start	346	366	301	353	351	380	389	390	332	385	367	375	363	336	356	318	376	334	306	329	370	343	373	335	387	321	312	391	307	341	384	348	345	324	
Lap 1 Interval	346	301	366	380	353	351	389	390	385	332	363	367	375	336	356	318	376	334	329	306	373	370	312	387	343	391	335	307	321	341	384	324	348	345	
Lap 2	346	301	366	380	353	389	351	390	363	385	332	367	375	336	356	318	376	306	334	373	370	312	329	387	335	343	391	307	341	384	321	345	348	324	
Lap 3	346	301	366	380	353	389	351	363	390	332	385	375	367	336	356	306	376	318	373	334	370	312	329	387	335	307	343	391	384	321	341	348	345	324	
Lap 4	346	301	366	380	353	351	389	363	390	332	385	375	367	336	306	356	376	373	318	334	312	329	370	335	307	387	343	321	391	384	341	348	345	324	
Lap 5	346	301	366	380	353	351	363	389	390	332	385	375	306	367	356	376	336	373	334	318	329	312	370	335	307	387	321	343	391	384	341	348	345	324	
Lap 6	346	301	366	380	353	363	351	389	390	332	385	306	375	367	376	356	373	334	336	329	312	370	318	335	307	321	343	387	391	384	341	345	348	324	
Lap 7	346	301	380	366	353	363	351	389	390	332	306	385	375	367	376	356	373	334	329	336	312	370	318	307	321	335	343	387	391	384	341	345	348	324	
Lap 8	346	301	380	366	353	363	351	389	390	332	306	385	375	367	376	356	334	329	312	336	370	318	307	321	335	343	387	391	341	384	345	348			
Lap 9	346	301	380	366	353	363	351	389	390	332	306	385	375	367	376	334	356	329	312	370	336	307	335	321	318	343	387	341	384	391	384	345	348		
Lap 10	346	301	380	366	363	353	351	389	390	332	306	385	375	367	334	376	356	329	312	370	336	307	321	335	318	343	387	341	384	391	384	345	348		
Lap 11	346	301	380	363	353	366	351	389	390	332	306	385	375	367	334	376	329	356	312	370	336	307	321	335	318	343	387	384	391	341	348	345			
Lap 12	346	301	380	363	353	366	351	389	390	332	306	385	375	367	334	329	376	312	356	370	307	336	321	335	318	343	387	384	391	341	348	345			
Lap 13	346	301	380	363	353	366	351	389	390	332	306	385	375	334	367	329	312	376	356	307	321	370	336	335	318	343	384	387	391	341	348	345			
Lap 14	346	301	363	380	353	366	351	389	390	332	306	385	375	334	329	367	312	376	356	307	321	370	336	335	318	343	384	341	387	391	348	345			
Lap 15	346	301	363	380	353	366	351	389	390	332	306	385	375	334	329	367	312	376	356	307	321	370	336	335	318	343	384	341	387	391	348	345			





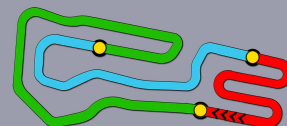
OKJ

Super Heat 2 (S2) Analysis

For information purposes. No official / regulatory value

Laps	Sector 1	Sector 2	Sector 3	Lap Time	Laps	Sector 1	Sector 2	Sector 3	Lap Time	Laps	Sector 1	Sector 2	Sector 3	Lap Time
No.301 Gomez Gutierrez					12	24.220	18.476	18.894	1:01.590	8	24.610	18.893	18.862	1:02.365
1	24.963	19.384	19.165	1:03.512	13	24.537	18.569	19.140	1:02.246	9	24.664	18.369	19.209	1:02.242
2	24.350	19.170	18.871	1:02.391	14	24.016	18.306	18.738	1:01.060	10	24.254	18.434	18.875	1:01.563
3	24.229	18.943	18.797	1:01.969	15	23.982	18.264	18.398	1:00.644	11	24.121	18.374	18.773	1:01.268
4	24.087	18.819	18.592	1:01.498	No.312 Knopp Josef					12	24.231	18.341	18.850	1:01.422
5	24.048	18.880	18.606	1:01.534	1	26.702	20.545	19.707	1:06.954	13	24.301	18.574	18.673	1:01.548
6	24.009	18.545	18.571	1:01.125	2	25.570	19.612	19.215	1:04.397	14	24.178	18.127	19.108	1:01.413
7	23.844	18.702	18.538	1:01.084	3	25.141	19.655	19.206	1:04.002	15	24.033	18.350	19.226	1:01.609
8	23.857	18.487	18.406	1:00.750	4	24.924	19.317	18.917	1:03.158	No.324 Fluxa Lorenzo				
9	23.816	18.447	18.512	1:00.775	5	25.237	19.967	18.923	1:04.127	1	26.954	20.933	20.349	1:08.236
10	23.867	18.292	18.443	1:00.602	6	24.607	19.575	19.017	1:03.199	2	25.666	20.011	45.912	1:31.589
11	23.799	18.218	18.257	1:00.274	7	24.580	18.644	18.693	1:01.917	3	26.737	19.560	19.585	1:05.882
12	23.618	18.220	18.434	1:00.272	8	24.895	18.795	18.661	1:02.351	4	25.119	19.468	19.825	1:04.412
13	24.104	18.141	18.521	1:00.766	9	24.204	18.494	18.480	1:01.178	5	24.820	19.482	19.736	1:04.038
14	23.718	18.221	18.471	1:00.410	10	23.965	18.416	18.600	1:00.981	6	24.815	19.032	19.561	1:03.408
15	23.871	18.151	18.393	1:00.415	11	24.522	18.688	18.685	1:01.895	7	24.761	18.897	19.499	1:03.157
No.306 Soldatov Maksim					12	24.330	18.262	18.449	1:01.041	No.329 Villa Edoardo				
1	26.972	20.375	19.825	1:07.172	13	24.058	18.568	18.611	1:01.237	1	26.556	20.292	19.848	1:06.696
2	25.248	19.395	19.049	1:03.692	14	24.426	18.270	18.381	1:01.077	2	26.196	20.038	19.417	1:05.651
3	24.649	19.360	18.919	1:02.928	15	24.023	18.325	18.419	1:00.767	3	25.195	19.751	19.338	1:04.284
4	24.474	18.746	19.342	1:02.562	No.318 Victorsson Philip					4	25.131	19.182	18.635	1:02.948
5	25.046	19.132	19.083	1:03.261	1	26.336	20.491	19.904	1:06.731	5	24.862	19.466	18.952	1:03.280
6	24.792	18.698	18.813	1:02.303	2	25.077	19.845	19.272	1:04.194	6	24.518	18.987	18.794	1:02.299
7	24.173	18.338	18.939	1:01.450	3	24.794	20.501	19.718	1:05.013	7	24.830	19.147	19.025	1:03.002
8	24.120	18.290	18.524	1:00.934	4	24.830	19.619	19.036	1:03.485	8	25.146	18.842	18.568	1:02.556
9	24.105	18.255	18.537	1:00.897	5	25.530	19.846	18.849	1:04.225	9	24.212	18.448	18.323	1:00.983
10	24.287	18.176	18.676	1:01.139	6	24.984	19.977	19.856	1:04.817	10	24.015	18.544	18.553	1:01.112
11	23.927	18.285	18.682	1:00.894	7	25.685	19.272	18.781	1:03.738	11	24.076	18.504	18.603	1:01.183
12	23.876	18.516	18.809	1:01.201	8	24.681	19.097	18.804	1:02.582	12	24.052	18.695	18.547	1:01.294
13	24.332	18.070	18.657	1:01.059	9	25.670	19.340	19.003	1:04.013	13	23.956	18.405	18.232	1:00.593
14	24.085	18.336	18.628	1:01.049	10	24.483	18.789	18.609	1:01.881	14	24.057	18.536	18.599	1:01.192
15	23.948	18.436	18.636	1:01.020	11	24.301	18.933	18.613	1:01.847	15	23.855	18.330	18.507	1:00.692
No.307 Kharitonov Tikhon					12	24.344	19.370	18.727	1:02.441	No.332 Day Jamie				
1	26.873	21.053	20.277	1:08.203	13	24.420	18.646	19.079	1:02.145	1	26.400	20.229	19.432	1:06.061
2	25.595	20.219	19.594	1:05.408	14	24.295	18.627	18.734	1:01.656	2	25.458	19.645	19.146	1:04.249
3	24.937	19.638	18.779	1:03.354	15	24.075	18.508	18.837	1:01.420	3	24.967	19.531	18.699	1:03.197
4	24.774	19.801	19.022	1:03.597	No.321 Dufek Josh					4	24.609	18.808	18.795	1:02.212
5	24.614	19.305	19.033	1:02.952	1	27.105	21.507	20.277	1:08.889	5	24.642	19.170	18.642	1:02.454
6	24.293	19.414	19.568	1:03.275	2	25.363	20.103	20.783	1:06.249	6	24.439	18.701	18.668	1:01.808
7	25.359	19.329	19.071	1:03.759	3	25.148	19.357	19.864	1:04.369	7	24.241	18.712	18.514	1:01.467
8	24.390	19.090	18.704	1:02.184	4	24.643	18.970	19.194	1:02.807	8	24.544	18.726	18.476	1:01.746
9	24.218	18.435	18.715	1:01.368	5	24.556	19.242	18.911	1:02.709	9	24.014	18.434	18.400	1:00.848
10	23.943	18.907	18.800	1:01.650	6	24.592	18.686	19.385	1:02.663	10	24.016	18.474	18.579	1:01.069
11	23.875	18.552	18.960	1:01.387	7	25.028	19.244	19.339	1:03.611	11	23.810	18.622	18.659	1:01.091





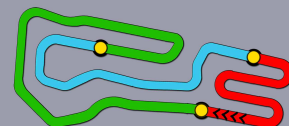
OKJ

Super Heat 2 (S2) Analysis

For information purposes. No official / regulatory value

Laps	Sector 1	Sector 2	Sector 3	Lap Time	Laps	Sector 1	Sector 2	Sector 3	Lap Time	Laps	Sector 1	Sector 2	Sector 3	Lap Time
12	23.974	18.572	18.575	1:01.121	8	25.233	19.147	18.936	1:03.316	4	24.801	19.195	19.299	1:03.295
13	23.913	18.968	18.729	1:01.610	9	25.019	18.850	18.986	1:02.855	5	24.866	19.266	19.643	1:03.775
14	23.915	18.856	18.693	1:01.464	10	24.259	18.717	18.702	1:01.678	6	25.190	19.017	19.312	1:03.519
15	23.887	18.492	18.673	1:01.052	11	24.209	18.675	19.163	1:02.047	7	24.708	19.088	19.044	1:02.840
No.334 Albanese Federico					12	24.768	18.687	19.062	1:02.517	8	26.055	18.906	18.972	1:03.933
1	26.684	20.354	19.871	1:06.909	13	24.823	18.553	19.206	1:02.582	9	24.568	18.748	19.197	1:02.513
2	25.503	19.642	19.563	1:04.708	14	24.058	18.819	18.871	1:01.748	10	24.226	18.643	19.168	1:02.037
3	25.291	19.565	19.435	1:04.291	15	24.493	18.776	18.894	1:02.163	11	24.714	18.709	19.683	1:03.106
4	24.957	19.304	19.068	1:03.329	No.341 Chiappini Tommaso					12	24.545	18.533	19.109	1:02.187
5	24.797	19.149	18.810	1:02.756	1	27.526	21.223	19.916	1:08.665	13	24.208	18.502	19.136	1:01.846
6	24.830	19.195	18.891	1:02.916	2	25.604	19.926	19.926	1:05.456	14	23.933	18.554	19.022	1:01.509
7	24.752	18.546	18.726	1:02.024	3	25.176	19.584	20.073	1:04.833	15	23.969	18.647	19.089	1:01.705
8	25.409	18.404	18.574	1:02.387	4	25.314	19.541	19.098	1:03.953	No.346 Griggs Luca				
9	24.458	18.411	18.560	1:01.429	5	24.573	19.340	19.373	1:03.286	1	24.640	19.210	18.995	1:02.845
10	24.225	18.456	18.707	1:01.388	6	25.092	19.271	19.583	1:03.946	2	24.297	19.095	18.703	1:02.095
11	24.337	18.643	18.690	1:01.670	7	24.626	18.855	19.320	1:02.801	3	24.229	18.939	18.723	1:01.891
12	24.147	18.140	18.558	1:00.845	8	24.433	18.827	19.046	1:02.306	4	24.137	18.681	18.529	1:01.347
13	24.186	18.374	18.540	1:01.100	9	24.538	18.746	19.101	1:02.385	5	24.012	18.637	18.675	1:01.324
14	24.308	18.493	18.516	1:01.317	10	24.513	18.918	19.223	1:02.654	6	24.041	18.378	18.549	1:00.968
15	24.013	18.195	18.546	1:00.754	11	24.620	19.336	19.629	1:03.585	7	23.880	18.183	18.495	1:00.558
No.335 Hadjar Isac					12	24.400	18.824	18.672	1:01.896	8	23.847	18.279	18.751	1:00.877
1	26.941	21.393	20.273	1:08.607	13	24.553	18.543	18.773	1:01.869	9	23.955	18.378	18.615	1:00.948
2	25.520	20.215	19.248	1:04.983	14	24.032	18.422	19.212	1:01.666	10	23.800	18.225	18.475	1:00.500
3	24.944	19.741	19.027	1:03.712	15	24.218	18.489	19.027	1:01.734	11	23.822	18.320	18.480	1:00.622
4	24.766	19.584	18.950	1:03.300	No.343 Gallo Paolo					12	23.798	18.258	18.471	1:00.527
5	24.557	19.254	18.848	1:02.659	1	27.321	21.187	20.030	1:08.538	13	23.707	18.086	18.432	1:00.225
6	24.787	19.499	19.592	1:03.878	2	25.537	20.345	19.911	1:05.793	14	23.618	18.115	18.496	1:00.229
7	25.483	20.364	18.891	1:04.738	3	25.164	20.106	19.123	1:04.393	15	23.751	18.107	18.551	1:00.409
8	24.562	18.962	18.654	1:02.178	4	24.811	19.448	19.297	1:03.556	No.348 Marti Sobrepera Josep				
9	24.560	18.741	18.647	1:01.948	5	24.618	19.704	19.370	1:03.692	1	27.614	20.901	20.251	1:08.766
10	24.599	18.459	18.985	1:02.043	6	24.664	19.433	18.872	1:02.969	2	25.927	19.881	21.691	1:07.499
11	24.080	18.432	18.964	1:01.476	7	24.932	19.911	19.047	1:03.890	3	25.612	19.332	19.070	1:04.014
12	24.455	18.475	18.931	1:01.861	8	24.603	18.900	18.688	1:02.191	4	24.833	19.033	19.053	1:02.919
13	24.072	18.308	19.233	1:01.613	9	24.467	19.282	19.150	1:02.899	5	24.597	18.810	19.036	1:02.443
14	24.281	18.485	19.181	1:01.947	10	24.567	18.755	18.796	1:02.118	6	24.693	18.938	25.959	1:09.590
15	24.279	18.739	19.057	1:02.075	11	24.450	18.581	18.644	1:01.675	7	24.544	18.908	18.953	1:02.405
No.336 Giardelli Luca					12	24.151	19.577	19.013	1:02.741	8	24.377	18.843	19.146	1:02.366
1	26.574	20.490	19.642	1:06.706	13	24.329	18.686	18.667	1:01.682	9	24.424	18.605	19.006	1:02.035
2	25.267	19.721	18.988	1:03.976	14	24.555	18.671	18.710	1:01.936	10	24.609	18.611	19.064	1:02.284
3	24.626	19.861	18.998	1:03.485	15	24.035	18.487	18.840	1:01.362	11	24.008	18.411	18.882	1:01.301
4	24.508	19.412	19.231	1:03.151	No.345 Urbeltz Moar					12	24.075	18.754	19.228	1:02.057
5	25.596	19.596	19.761	1:04.953	1	27.276	21.349	20.123	1:08.748	13	24.163	18.300	18.995	1:01.458
6	24.883	19.738	19.431	1:04.052	2	26.039	20.172	21.088	1:07.299	14	24.029	18.675	18.758	1:01.462
7	24.742	19.433	19.462	1:03.637	3	25.351	19.554	19.752	1:04.657	15	23.980	18.425	18.998	1:01.403





OKJ

Super Heat 2 (S2) Analysis

For information purposes. No official / regulatory value

Laps	Sector 1	Sector 2	Sector 3	Lap Time
No.351 Askey Kai				
1	26.089	19.868	19.398	1:05.355
2	25.261	19.365	18.952	1:03.578
3	24.508	19.070	18.854	1:02.432
4	24.443	18.941	18.758	1:02.142
5	24.395	18.794	18.615	1:01.804
6	24.479	18.897	18.507	1:01.883
7	24.238	19.075	18.451	1:01.764
8	24.052	19.058	18.451	1:01.561
9	24.474	18.809	18.289	1:01.572
10	23.965	18.603	18.310	1:00.878
11	24.057	18.467	18.644	1:01.168
12	24.236	18.538	18.378	1:01.152
13	23.864	18.409	18.448	1:00.721
14	24.115	18.436	18.370	1:00.921
15	23.906	18.360	18.538	1:00.804

Laps	Sector 1	Sector 2	Sector 3	Lap Time
No.353 Aron Paul				
1	26.079	19.799	18.933	1:04.811
2	24.965	19.167	18.921	1:03.053
3	24.420	19.237	18.577	1:02.234
4	24.452	18.850	18.715	1:02.017
5	24.342	18.496	18.530	1:01.368
6	24.103	18.394	18.681	1:01.178
7	24.270	18.601	18.563	1:01.434
8	24.430	18.562	18.486	1:01.478
9	24.109	18.378	18.689	1:01.176
10	24.341	18.352	18.540	1:01.233
11	24.228	18.197	18.458	1:00.883
12	23.867	18.074	18.409	1:00.350
13	23.822	18.153	18.655	1:00.630
14	23.735	18.148	18.399	1:00.282
15	24.018	18.502	18.432	1:00.952

Laps	Sector 1	Sector 2	Sector 3	Lap Time
No.356 Trulli Enzo				
1	26.187	20.585	19.717	1:06.489
2	25.278	19.832	19.160	1:04.270
3	24.694	19.888	19.057	1:03.639
4	25.032	19.203	18.964	1:03.199
5	24.973	19.532	19.131	1:03.636
6	25.276	19.467	18.818	1:03.561
7	24.331	18.856	18.966	1:02.153
8	24.532	18.885	18.867	1:02.284
9	24.455	18.788	19.179	1:02.422
10	24.339	18.761	18.917	1:02.017
11	24.630	18.745	18.892	1:02.267

Laps	Sector 1	Sector 2	Sector 3	Lap Time
12	24.800	18.634	18.810	1:02.244
13	24.342	18.671	18.750	1:01.763
14	24.303	18.684	18.652	1:01.639
15	24.043	18.664	18.769	1:01.476

Laps	Sector 1	Sector 2	Sector 3	Lap Time
No.363 Hadrien David				
1	26.288	20.310	18.996	1:05.594
2	24.699	19.039	18.790	1:02.528
3	24.525	19.417	18.723	1:02.665
4	24.018	18.797	18.994	1:01.809
5	24.340	18.721	18.645	1:01.706
6	23.996	18.595	18.393	1:00.984
7	24.033	18.205	18.551	1:00.789
8	24.220	18.402	18.438	1:01.060
9	23.882	18.142	18.419	1:00.443
10	23.931	18.385	18.535	1:00.851
11	23.704	18.110	18.393	1:00.207
12	23.845	18.175	18.464	1:00.484
13	23.881	18.141	18.517	1:00.539
14	23.855	18.011	18.396	1:00.262
15	23.755	18.146	18.408	1:00.309

Laps	Sector 1	Sector 2	Sector 3	Lap Time
No.366 Bedrin Nikita				
1	24.936	19.369	19.711	1:04.016
2	24.249	19.230	18.784	1:02.263
3	24.432	19.190	18.568	1:02.190
4	24.180	18.904	18.646	1:01.730
5	24.279	19.116	18.556	1:01.951
6	24.181	18.608	19.215	1:02.004
7	24.692	18.679	18.599	1:01.970
8	24.118	18.639	18.506	1:01.263
9	23.827	18.894	18.408	1:01.129
10	23.951	18.796	18.519	1:01.266
11	24.814	18.775	18.480	1:02.069
12	23.872	18.613	18.516	1:01.001
13	23.645	18.388	18.595	1:00.628
14	23.817	18.558	18.583	1:00.958
15	23.756	18.734	18.727	1:01.217

Laps	Sector 1	Sector 2	Sector 3	Lap Time
No.367 Brizhan Alexey				
1	26.581	20.371	19.806	1:06.758
2	24.917	19.754	19.138	1:03.809
3	25.244	19.649	18.951	1:03.844
4	24.663	19.382	19.107	1:03.152
5	25.451	19.529	19.198	1:04.178
6	24.856	19.262	18.732	1:02.850
7	24.392	19.115	18.635	1:02.142

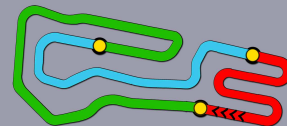
Laps	Sector 1	Sector 2	Sector 3	Lap Time
8	24.566	18.752	18.615	1:01.933
9	24.451	18.946	18.666	1:02.063
10	24.444	18.733	18.719	1:01.896
11	24.350	18.561	18.646	1:01.557
12	24.380	18.366	18.533	1:01.279
13	24.429	18.522	19.243	1:02.194
14	24.598	18.669	18.811	1:02.078
15	24.271	18.524	18.697	1:01.492

Laps	Sector 1	Sector 2	Sector 3	Lap Time
No.370 Variawa Saood				
1	26.974	20.507	19.718	1:07.199
2	25.397	20.058	18.837	1:04.292
3	25.095	19.756	19.440	1:04.291
4	24.803	19.410	19.519	1:03.732
5	24.921	19.752	19.582	1:04.255
6	24.690	19.486	19.024	1:03.200
7	24.717	19.010	18.834	1:02.561
8	24.497	19.060	18.875	1:02.432
9	24.556	18.793	18.822	1:02.171
10	24.255	18.680	18.698	1:01.633
11	24.324	18.810	18.979	1:02.113
12	24.142	18.754	18.887	1:01.783
13	24.970	19.058	19.256	1:03.284
14	24.295	18.714	18.772	1:01.781
15	24.032	18.723	18.890	1:01.645

Laps	Sector 1	Sector 2	Sector 3	Lap Time
No.373 Coertze Joshua				
1	26.693	20.266	19.930	1:06.889
2	25.382	19.333	19.407	1:04.122
3	24.724	19.698	19.537	1:03.959
4	24.878	19.031	18.831	1:02.740
5	24.627	18.976	19.409	1:03.012
6	24.645	19.566	18.951	1:03.162
7	24.283	18.820	19.070	1:02.173

Laps	Sector 1	Sector 2	Sector 3	Lap Time
No.375 Montoya Sebastian				
1	26.705	20.424	19.673	1:06.802
2	24.820	19.716	19.084	1:03.620
3	24.761	19.712	18.856	1:03.329
4	24.781	19.182	19.552	1:03.515
5	24.960	19.154	19.496	1:03.610
6	24.891	19.399	18.702	1:02.992
7	24.551	19.068	18.658	1:02.277
8	24.184	18.937	18.678	1:01.799
9	24.332	18.892	18.458	1:01.682
10	24.296	18.867	18.635	1:01.798
11	24.164	18.774	18.640	1:01.578





OKJ

Super Heat 2 (S2)
Starting Grid

Document 51.1 OFFICIAL

345	Urbeltz Moar Fa Kart / Iame / Bridgestone	124 Points	17	348	Marti Sobrepera Josep Tony Kart / Vortex / Bridgestone	121 Points
341	Chiappini Tommaso Formula K / Tm / Bridgestone	122 Points	16	384	Siksnelis Kajus Parolin / Vortex / Bridgestone	117 Points
324	Fluxa Lorenzo Praga / Tm / Bridgestone	123 Points	15	391	Haralampiev Maksim Exprit / Tm / Bridgestone	118 Points
307	Kharitonov Tikhon Exprit / Tm / Bridgestone	101 Points	14	387	Gravlund Sebastian Kr / Parilla / Bridgestone	113 Points
312	Knopp Josef Crg / Parilla / Bridgestone	107 Points	13	321	Dufek Josh Exprit / Tm / Bridgestone	97 Points
335	Hadjar Isac Exprit / Tm / Bridgestone	102 Points	12	370	Variawa Saood Crg / Tm / Bridgestone	96 Points
373	Coertze Joshua Kosmic / Vortex / Bridgestone	109 Points	11	306	Soldatov Maksim Tony Kart / Vortex / Bridgestone	85 Points
343	Gallo Paolo Riccardo / Tm / Bridgestone	95 Points	10	376	Dubynin Andrey Tony Kart / Tm / Bridgestone	94 Points
334	Albanese Federico Evokart / Tm / Bridgestone	85 Points	9	363	Hadrien David Kosmic / Vortex / Bridgestone	73 Points
318	Victorsson Philip Kosmic / Tm / Bridgestone	96 Points	8	356	Trulli Enzo Crg / Tm / Bridgestone	83 Points
375	Montoya Sebastian Tony Kart / Vortex / Bridgestone	65 Points	7	336	Giardelli Luca Crg / Tm / Bridgestone	70 Points
329	Villa Edoardo Tb Kart / Tm / Bridgestone	60 Points	6	367	Brizhan Alexey Tony Kart / Vortex / Bridgestone	67 Points
385	Paparo Michael Energy / Tm / Bridgestone	60 Points	5	390	Barnard Taylor Kr / Parilla / Bridgestone	50 Points
332	Day Jamie Energy / Tm / Bridgestone	49 Points	4	380	Dimitrov Georgi Exprit / Vortex / Bridgestone	37 Points
389	Amand Marcus Kr / Parilla / Bridgestone	39 Points	3	301	Gomez Gutierrez Fa Kart / Iame / Bridgestone	31 Points
351	Askey Kai Fa Alonso / Vortex / Bridgestone	31 Points	2	366	Bedrin Nikita Tony Kart / Vortex / Bridgestone	29 Points
353	Aron Paul Fa Alonso / Vortex / Bridgestone	22 Points	1	346	Griggs Luca Exprit / Vortex / Bridgestone	10 Points

POLE POSITION



Start : 18/02 - 13:00 15 Laps = 18,000 Km

23rd WINTER CUP (ITA) 15-18/02/2018

FICR

Page 1 / 1

Apex Timing

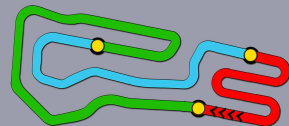


Scan this QR code for live timing



Timing service and charts editing provided by:

**Federazione Italiana
Cronometristi**



Super Heat 1 (S1)

Document 52.1 OFFICIAL

OK DEF. RESULTS

Rnk	No.	Entrant	Nat E.	Driver	Nat D.	Equipment	Time	Laps	Best Lap	Gap	Interv.	Sector 1	Sector 2	Sector 3	Penalty	Points
1	▲3	337	ITA	Bortoletto Gabriel	BRA	Crg / Tm / Bridgestone	15:35.315	15	1:01.489			24.193	18.871	18.425		0
2	▲3	325	ITA	Meguetounif Sami	FRA	Formula K / Tm / Bridgestone	15:35.493	15	1:01.315	0.178	0.178	24.024	18.988	18.303		2
3	▲3	304	ITA	Smal Kirill	RUS	Tony Kart / Vortex / Bridgestone	15:39.744	15	1:01.280	4.429	4.251	23.904	18.598	18.778		3
4	▲7	309	ITA	Sasse Hugo	GER	Kr / Parilla / Bridgestone	15:40.269	15	1:01.470	4.954	0.525	24.250	18.705	18.515		4
5	▲5	320	ITA	Van't Hoff Dilano	ITA	Exprit / Tm / Bridgestone	15:38.448	15	1:00.730	13.133	8.179	23.914	18.525	18.291	+10.000	5
6	▲14	347	ITA	Van Hoepen Laurens	NLD	Tony Kart / Vortex / Bridgestone	15:52.031	15	1:01.282	16.716	3.583	24.347	18.640	18.295		6
7	▼4	305	ITA	Beganovic Dino	ITA	Tony Kart / Vortex / Bridgestone	15:42.646	15	1:01.408	17.331	0.615	23.983	18.910	18.515	+10.000	7
8	▼7	382	ITA	Mini Gabriele	ITA	Parolin / Iame / Bridgestone	15:53.053	15	1:02.270	17.738	0.407	24.444	18.974	18.852		8
9	▼7	349	ITA	Pizzi Francesco	ITA	Birel Art / Tm / Bridgestone	15:53.834	15	1:02.329	18.519	0.781	24.549	19.038	18.742		9
10	▲15	364	ITA	Contecha Diego	ITA	Tony Kart / Vortex / Bridgestone	15:54.451	15	1:02.338	19.136	0.617	24.520	18.995	18.823		10
11	▲8	319	ITA	Zanfari Suleiman	ITA	Tony Kart / Vortex / Bridgestone	15:54.939	15	1:02.384	19.624	0.488	24.480	19.071	18.833		11
12	▲1	322	ITA	Camara Rafael	BRA	Kosmic / Vortex / Bridgestone	15:49.129	15	1:01.222	23.814	4.190	23.931	18.815	18.476	+10.000	12
13	▼6	330	ITA	Wharton James	AUS	Parolin / Parilla / Bridgestone	15:50.272	15	1:01.761	24.957	1.143	24.264	18.770	18.727	+10.000	13
14	▲6	350	ITA	Dijkstra Thomas	NLD	Birel Art / Tm / Bridgestone	15:51.583	15	1:01.612	26.268	1.311	24.462	18.613	18.537	+10.000	14
15	▼6	303	ITA	Øgaard Sebastian	NOR	Tony Kart / Vortex / Bridgestone	15:53.963	15	1:02.188	28.648	2.380	24.549	19.039	18.600	+10.000	15
16	▲12	388	ITA	Balzarotti Alessandro	ITA	Kr / Parilla / Bridgestone	16:04.204	15	1:02.108	28.889	0.241	24.277	19.166	18.665		16
17	▲12	331	ITA	Mansell Christian	AUS	Parolin / Parilla / Bridgestone	16:04.527	15	1:02.499	29.212	0.323	24.680	18.983	18.836		17
18	▲6	338	ITA	Putera Adam	ITA	Crg / Tm / Bridgestone	16:05.721	15	1:02.991	30.406	1.194	24.819	19.252	18.920		18
19	▲12	365	ITA	Bertini Colla	ITA	Tony Kart / Vortex / Bridgestone	16:06.087	15	1:02.504	30.772	0.366	24.527	19.158	18.819		19
20	▲12	311	ITA	Zug Lilly	ITA	Kr / Parilla / Bridgestone	16:07.090	15	1:02.522	31.775	1.003	24.594	19.090	18.838		20
21	▲9	339	ITA	Pingasov Miron	RUS	Exprit / Vortex / Bridgestone	15:58.546	15	1:02.074	33.231	1.456	24.349	19.300	18.425	+10.000	21
22	▼14	352	ITA	O'Sullivan Zak	GBR	Fa Alonso / Vortex / Bridgestone	16:08.671	15	1:01.336	33.356	0.125	24.280	18.735	18.321		22
23	=	344	ITA	Fornaroli Leonardo	ITA	Kr / Iame / Bridgestone	15:58.824	15	1:01.984	33.509	0.153	24.380	18.848	18.756	+10.000	23
24	▼9	383	ITA	Cenedese Alessandro	ITA	Parolin / Iame / Bridgestone	16:09.885	15	1:03.292	34.570	1.061	24.938	19.369	18.985		24
25	▼13	355	ITA	Rees Matthew	GBR	Fa Alonso / Vortex / Bridgestone	16:10.083	15	1:02.959	34.768	0.198	24.659	19.436	18.864		25
26	▼5	359	ITA	Mertsalmi Samuli	FIN	Tony Kart / Tm / Bridgestone	16:16.100	15	1:02.345	40.785	6.017	24.698	18.953	18.694		26
27	▼10	379	ITA	Primm Simon	ITA	Dr / Tm / Bridgestone	16:08.521	15	1:02.405	43.206	2.421	24.655	18.953	18.797	+10.000	27
28	▼12	381	ITA	Novozhilov Dmitrii	RUS	Tony Kart / Tm / Bridgestone	11:40.979	11	1:02.590	4 Laps	4 Laps	24.599	19.169	18.822		28
29	▼15	362	ITA	Spina Alfio	ITA	Crg / Tm / Bridgestone	8:04.971	7	1:03.561	8 Laps	4 Laps	24.818	19.699	19.044		29
30	▼4	378	ITA	Kamenev Oleg	RUS	Tony Kart / Vortex / Bridgestone	1:13.932	1	1:07.614	14 Laps	6 Laps	26.476	21.160	19.978		30
31	▲3	308	ITA	Siverholm William	ITA	Tony Kart / Vortex / Bridgestone	1:15.575	1	1:07.918	14 Laps	1.643	26.131	20.931	20.856		31
32	▼14	354	ITA	Laursen Conrad	DEN	Fa Alonso / Vortex / Bridgestone	4.354	0		15 Laps	1 Lap					32
33	▼6	386	ITA	Tohum Arthur	DEU	Jesolo / Tm / Bridgestone	6.810	0		15 Laps	2.456					33
34	▼1	357	ITA	Ressico D'Aloisio	ITA	Birel / Tm / Bridgestone	6.871	0		15 Laps	0.061					34

No.320 Van't Hoff Dilano : Time penalty of 10". According to steward's decision n°178

No.305 Beganovic Dino : Time penalty of 10". According to steward's decision n°177

No.322 Camara Rafael : Time penalty of 10". According to steward's decision n°180

No.330 Wharton James : Time penalty of 10". According to steward's decision n°179

No.350 Dijkstra Thomas : Time penalty of 10". According to steward's decision n°185

No.303 Øgaard Sebastian : Time penalty of 10". According to steward's decision n°181

No.339 Pingasov Miron : Time penalty of 10". According to steward's decision n°183

No.344 Fornaroli Leonardo : Time penalty of 10". According to steward's decision n°182

No.379 Primm Simon : Time penalty of 10". According to steward's decision n°184

Leaders : No.382 Mini Gabriele (1-1) / No.337 Bortoletto Gabriel (2-15)

Best Lap : No.320 Van't Hoff Dilano 1:00.730 71,13 Kph

Event Record : No.382 Mini Gabriele 48.824 88,48 Kph

Start Time : 18/02 - 13:22:50

Weather : Cloudy Air : 4°C Track : Wet

No.322 07:01 Lap 6

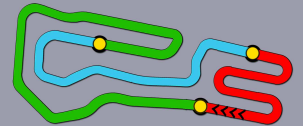


Scan this QR code for live timing



Timing service and charts editing provided by:

Federazione Italiana Cronometristi



OKJ

Super Heat 1 (S1) Lap Chart

For information purposes. No official / regulatory value

	1	2	3	4	5	6	7	8	9	10	11	12	13	14	15	16	17	18	19	20	21	22	23	24	25	26	27	28	29	30	31	32	33	34
Grid	382	349	305	337	325	304	330	352	303	320	309	355	322	362	383	381	379	354	319	347	359	350	344	338	364	378	386	388	331	339	365	311	357	308
Start	382	349	305	337	325	304	330	352	303	309	320	322	381	383	379	354	347	319	364	362	350	359	344	338	378	331	388	339	336	357	311	365	308	355
Lap 1 Interval	382	305	337	304	352	325	349	330	303	309	320	322	381	383	319	347	350	364	362	379	344	331	338	378	388	339	365	359	311	336	355			
Lap 2	337	382	352	305	325	304	330	320	349	309	322	303	381	347	319	350	364	383	362	344	379	331	388	338	339	365	311	355	359					
Lap 3	337	352	325	382	304	305	320	330	309	322	349	381	303	347	319	350	364	383	362	344	331	379	388	339	338	365	311	355	359					
Lap 4	337	352	325	304	382	305	309	320	330	322	381	349	303	347	319	350	364	362	383	331	344	388	339	338	379	365	311	355	359					
Lap 5	337	352	325	304	382	305	320	309	322	330	381	303	349	319	350	347	364	362	383	339	331	344	379	338	365	311	388	355	359					
Lap 6	337	352	325	304	305	320	309	382	322	330	381	303	349	319	350	347	364	362	339	383	331	344	379	338	365	311	388	355	359					
Lap 7	337	352	325	304	305	320	309	382	381	322	330	303	349	350	347	364	319	339	344	383	331	338	379	365	311	388	355	359	362					
Lap 8	337	352	325	304	320	305	309	382	381	322	330	303	349	350	347	364	319	339	344	383	331	338	379	388	311	365	355	359						
Lap 9	337	325	304	320	305	309	382	381	322	330	303	350	349	347	364	319	339	344	331	338	383	388	311	365	379	355	359	352						
Lap 10	337	325	304	320	309	305	382	381	322	330	303	350	349	347	364	319	339	344	331	338	383	311	365	379	355	352	359							
Lap 11	337	325	304	320	309	305	382	381	322	330	350	303	349	347	364	319	339	344	331	338	383	311	365	379	355	352	359							
Lap 12	337	325	304	320	309	305	330	322	382	350	303	347	349	364	319	339	344	331	388	338	365	311	383	379	355	352	359							
Lap 13	337	325	320	304	309	305	322	330	350	382	347	303	349	364	319	339	344	331	388	338	365	311	383	379	355	352	359							
Lap 14	337	325	320	304	309	305	322	330	350	382	347	303	349	364	319	339	344	331	388	338	365	311	379	383	355	352	359							
Lap 15	337	325	320	304	309	305	322	330	350	347	382	349	303	364	319	339	344	388	331	338	365	311	379	352	383	355	359							

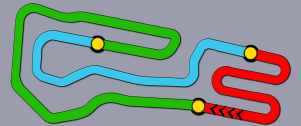


Scan this QR code for live timing



Timing service and charts editing provided by:

**Federazione Italiana
Cronometristi**



OKJ

Super Heat 1 (S1) Analysis

For information purposes. No official / regulatory value

Laps	Sector 1	Sector 2	Sector 3	Lap Time
2	24.635	19.783	18.873	1:03.291
3	24.419	19.571	18.912	1:02.902
4	24.339	19.243	18.538	1:02.120
5	24.087	19.208	18.851	1:02.146
6	24.087	19.286	18.897	1:02.270
7	24.096	19.196	18.435	1:01.727
8	24.094	19.186	18.583	1:01.863
9	24.067	19.095	18.914	1:02.076
10	24.197	19.097	18.753	1:02.047
11	24.416	19.029	18.672	1:02.117
12	24.102	18.826	18.598	1:01.526
13	24.004	18.872	18.516	1:01.392
14	24.024	18.988	18.303	1:01.315
15	24.119	18.983	18.439	1:01.541

No.330 Wharton James				
Laps	Sector 1	Sector 2	Sector 3	Lap Time
1	25.555	20.361	19.522	1:05.438
2	24.869	19.783	18.984	1:03.636
3	25.227	19.800	18.767	1:03.794
4	24.957	19.717	18.862	1:03.536
5	24.747	19.719	18.801	1:03.267
6	24.729	19.658	18.850	1:03.237
7	24.626	19.621	20.193	1:04.440
8	24.530	19.431	18.936	1:02.897
9	24.959	19.888	18.702	1:03.549
10	24.343	19.170	18.901	1:02.414
11	24.522	19.182	19.005	1:02.709
12	24.820	19.138	18.767	1:02.725
13	24.876	18.840	18.671	1:02.387
14	24.301	18.986	18.513	1:01.800
15	24.264	18.770	18.727	1:01.761

No.331 Mansell Christian				
Laps	Sector 1	Sector 2	Sector 3	Lap Time
1	25.824	20.914	20.105	1:06.843
2	25.054	19.995	19.366	1:04.415
3	25.459	19.911	18.870	1:04.240
4	24.823	20.426	19.236	1:04.485
5	24.960	20.245	19.010	1:04.215
6	24.694	20.028	18.931	1:03.653
7	25.592	19.628	19.299	1:04.519
8	24.975	19.782	18.996	1:03.753
9	24.712	19.171	19.001	1:02.884
10	24.680	18.983	18.836	1:02.499
11	24.838	19.290	19.014	1:03.142
12	24.661	19.115	18.793	1:02.569
13	24.637	19.300	18.996	1:02.933

Laps	Sector 1	Sector 2	Sector 3	Lap Time
14	25.558	19.701	18.877	1:04.136
15	24.762	19.688	19.381	1:03.831
No.337 Bortoletto Gabriel				
1	25.031	19.715	18.837	1:03.583
2	24.615	20.108	18.751	1:03.474
3	24.576	19.375	18.709	1:02.660
4	24.500	19.287	18.597	1:02.384
5	24.352	19.188	18.493	1:02.033
6	24.355	19.196	18.753	1:02.304
7	24.272	19.194	18.509	1:01.975
8	24.232	19.087	18.515	1:01.834
9	24.242	18.973	19.481	1:02.696
10	24.252	19.144	18.578	1:01.974
11	24.322	19.059	18.468	1:01.849
12	24.193	18.871	18.425	1:01.489
13	24.150	18.988	18.431	1:01.569
14	24.146	19.081	18.400	1:01.627
15	24.175	18.911	18.537	1:01.623

No.338 Putera Adam				
Laps	Sector 1	Sector 2	Sector 3	Lap Time
1	26.581	21.616	20.207	1:08.404
2	25.649	20.079	19.206	1:04.934
3	25.230	20.109	19.374	1:04.713
4	25.048	20.323	18.921	1:04.292
5	25.651	19.862	18.992	1:04.505
6	24.950	19.531	18.957	1:03.438
7	25.186	19.480	18.981	1:03.647
8	24.869	19.470	19.177	1:03.516
9	25.025	19.869	18.970	1:03.864
10	24.740	19.631	18.933	1:03.304
11	24.820	19.462	18.846	1:03.128
12	25.123	19.248	18.875	1:03.246
13	24.819	19.252	18.920	1:02.991
14	24.783	19.279	18.961	1:03.023
15	24.639	19.938	18.708	1:03.285

No.339 Pingasov Miron				
Laps	Sector 1	Sector 2	Sector 3	Lap Time
1	26.270	21.092	20.194	1:07.556
2	25.618	20.194	19.084	1:04.896
3	24.906	20.018	18.952	1:03.876
4	24.836	19.926	19.152	1:03.914
5	24.732	19.661	18.829	1:03.222
6	24.739	19.632	18.666	1:03.037
7	24.628	20.211	19.078	1:03.917
8	24.960	19.769	18.904	1:03.633
9	24.577	19.588	18.868	1:03.033

Laps	Sector 1	Sector 2	Sector 3	Lap Time
10	24.706	19.269	18.611	1:02.586
11	24.562	19.201	18.597	1:02.360
12	24.748	19.420	18.591	1:02.759
13	24.349	19.300	18.425	1:02.074
14	24.337	19.267	18.636	1:02.240
15	24.971	19.158	18.518	1:02.647
No.344 Fornaroli Leonardo				
1	26.204	21.120	19.697	1:07.021
2	25.372	19.907	19.182	1:04.461
3	24.975	19.977	19.240	1:04.192
4	24.809	21.470	19.287	1:05.566
5	25.297	19.861	19.147	1:04.305
6	24.743	19.805	19.126	1:03.674
7	24.854	19.532	18.837	1:03.223
8	24.798	20.108	19.435	1:04.341
9	24.513	19.202	18.958	1:02.673
10	24.477	19.080	18.778	1:02.335
11	24.599	19.051	18.616	1:02.266
12	24.590	19.101	18.862	1:02.553
13	24.561	18.981	18.710	1:02.252
14	24.380	18.848	18.756	1:01.984
15	24.322	19.625	18.631	1:02.578

No.347 Van Hoepen Laurens				
Laps	Sector 1	Sector 2	Sector 3	Lap Time
1	26.163	20.320	19.749	1:06.232
2	25.014	19.962	18.941	1:03.917
3	24.904	19.603	19.088	1:03.595
4	24.472	19.953	19.608	1:04.033
5	25.152	19.676	19.036	1:03.864
6	24.636	19.562	18.957	1:03.155
7	24.694	19.637	18.482	1:02.813
8	24.440	19.229	18.717	1:02.386
9	24.674	19.445	18.934	1:03.053
10	24.795	19.329	18.644	1:02.768
11	24.539	19.304	18.703	1:02.546
12	24.921	19.125	19.013	1:03.059
13	24.531	19.494	18.815	1:02.840
14	24.523	18.864	18.653	1:02.040
15	24.347	18.640	18.295	1:01.282

No.349 Pizzi Francesco				
Laps	Sector 1	Sector 2	Sector 3	Lap Time
1	25.860	20.464	19.393	1:05.717
2	25.323	20.152	19.518	1:04.993
3	24.970	19.943	19.324	1:04.237
4	24.999	20.173	19.164	1:04.336
5	25.082	19.721	18.826	1:03.629

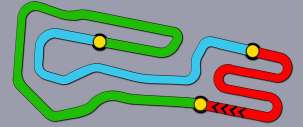


Scan this QR code for live timing



Timing service and charts editing provided by:

Federazione Italiana Cronometristi



OKJ

Super Heat 1 (S1) Analysis

For information purposes. No official / regulatory value

Laps	Sector 1	Sector 2	Sector 3	Lap Time
6	24.617	19.670	18.556	1:02.843
7	24.532	19.654	18.790	1:02.976
8	24.680	19.526	18.915	1:03.121
9	24.686	19.508	19.256	1:03.450
10	24.734	19.213	18.565	1:02.512
11	24.770	19.159	18.841	1:02.770
12	25.471	19.260	18.781	1:03.512
13	24.556	19.649	18.669	1:02.874
14	24.603	19.146	18.720	1:02.469
15	24.549	19.038	18.742	1:02.329

Laps	Sector 1	Sector 2	Sector 3	Lap Time
2	25.599	20.625	19.466	1:05.690
3	25.322	20.052	19.483	1:04.857
4	25.215	20.059	19.439	1:04.713
5	25.035	19.958	19.447	1:04.440
6	24.889	19.735	19.138	1:03.762
7	24.959	20.146	19.143	1:04.248
8	24.840	19.675	18.861	1:03.376
9	25.241	19.540	19.243	1:04.024
10	24.803	19.417	18.936	1:03.156
11	24.800	19.367	19.026	1:03.193
12	24.659	19.436	18.864	1:02.959
13	25.102	19.134	18.751	1:02.987
14	24.737	19.411	19.053	1:03.201
15	24.952	19.718	18.742	1:03.412

Laps	Sector 1	Sector 2	Sector 3	Lap Time
6	24.628	19.478	18.945	1:03.051
7	24.489	19.726	18.705	1:02.920
8	24.515	19.253	18.585	1:02.353
9	24.849	19.192	19.006	1:03.047
10	24.646	19.256	18.926	1:02.828
11	24.347	19.819	18.662	1:02.828
12	25.117	19.242	18.811	1:03.170
13	24.605	19.262	18.703	1:02.570
14	24.570	19.279	18.698	1:02.547
15	24.520	18.995	18.823	1:02.338

No.350 Dijkstra Thomas

1	26.017	20.458	19.415	1:05.890
2	25.008	20.192	19.082	1:04.282
3	24.756	20.206	18.877	1:03.839
4	24.801	19.888	18.933	1:03.622
5	24.623	19.614	18.940	1:03.177
6	24.687	19.559	19.123	1:03.369
7	24.349	19.411	18.567	1:02.327
8	24.366	19.346	18.821	1:02.533
9	24.794	19.421	18.844	1:03.059
10	24.515	19.174	18.842	1:02.531
11	24.699	19.073	18.643	1:02.415
12	24.746	19.393	19.084	1:03.223
13	24.416	19.657	18.770	1:02.843
14	24.319	18.876	18.642	1:01.837
15	24.462	18.613	18.537	1:01.612

No.359 Mertsalmi Samuli

1	28.071	21.316	20.685	1:10.072
2	28.064	20.550	19.562	1:08.176
3	25.441	20.442	19.611	1:05.494
4	25.293	20.669	19.719	1:05.681
5	25.250	20.345	19.806	1:05.401
6	25.141	20.166	19.799	1:05.106
7	25.171	20.231	19.583	1:04.985
8	25.094	19.406	19.405	1:03.905
9	24.930	19.208	19.512	1:03.650
10	24.975	19.994	18.980	1:03.949
11	25.082	19.340	18.944	1:03.366
12	25.154	19.298	18.905	1:03.357
13	24.818	19.038	18.832	1:02.688
14	24.753	19.214	18.866	1:02.833
15	24.698	18.953	18.694	1:02.345

No.365 Bertini Colla

1	26.445	21.001	20.067	1:07.513
2	25.890	20.016	19.283	1:05.189
3	25.033	19.895	19.295	1:04.223
4	24.942	20.115	19.353	1:04.410
5	25.272	19.989	18.951	1:04.212
6	24.968	19.713	18.983	1:03.664
7	25.087	20.201	18.939	1:04.227
8	25.038	20.069	19.598	1:04.705
9	24.756	20.083	19.197	1:04.036
10	24.782	19.510	18.933	1:03.225
11	24.684	19.416	19.019	1:03.119
12	24.580	19.336	18.739	1:02.655
13	24.755	19.234	18.755	1:02.744
14	24.835	19.122	18.599	1:02.556
15	24.527	19.158	18.819	1:02.504

No.352 O'Sullivan Zak

1	25.346	19.957	18.958	1:04.261
2	24.395	19.537	18.792	1:02.724
3	24.430	19.281	18.660	1:02.371
4	24.486	19.332	18.695	1:02.513
5	24.322	19.337	18.571	1:02.230
6	24.272	19.102	18.465	1:01.839
7	24.562	19.131	18.552	1:02.245
8	24.244	19.037	18.400	1:01.681
9	24.318	18.870	18.835	1:36.023
10	24.243	18.909	18.860	1:02.012
11	24.290	18.963	18.710	1:01.963
12	24.425	18.612	18.560	1:01.597
13	24.280	18.735	18.321	1:01.336
14	24.073	19.037	18.393	1:01.503
15	24.229	18.777	18.535	1:01.541

No.362 Spina Alfio

1	26.639	20.868	19.715	1:07.222
2	24.951	20.071	19.753	1:04.775
3	24.918	19.920	19.366	1:04.204
4	24.789	20.969	19.119	1:04.877
5	24.888	19.722	18.967	1:03.577
6	24.818	19.699	19.044	1:03.561
7	28.122	35.043	28.883	1:32.048

No.378 Kamenev Oleg

1	26.476	21.160	19.978	1:07.614
---	--------	--------	--------	----------

No.364 Contecha Diego

1	26.556	20.833	19.227	1:06.616
2	25.111	20.287	18.960	1:04.358
3	24.958	20.026	19.024	1:04.008
4	24.709	20.048	19.414	1:04.171
5	24.712	19.515	18.773	1:03.000

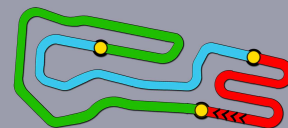
No.379 Primm Simon

1	26.318	21.224	20.368	1:07.910
2	25.355	20.601	19.250	1:05.206
3	25.537	20.360	19.366	1:05.263
4	25.153	20.761	19.419	1:05.333
5	25.193	19.788	18.984	1:03.965
6	24.890	19.556	19.120	1:03.566
7	25.708	19.967	19.089	1:04.764
8	24.859	19.897	19.198	1:03.954
9	24.941	20.582	19.705	1:05.228
10	25.003	19.737	18.978	1:03.718
11	24.692	19.727	19.061	1:03.480
12	24.995	19.479	19.043	1:03.517
13	24.767	19.209	18.894	1:02.870
14	24.655	18.953	18.797	1:02.405
15	24.624	19.412	19.000	1:03.036

No.355 Rees Matthew

1	26.599	20.984	20.511	1:08.094
---	--------	--------	--------	----------





OKJ

Super Heat 1 (S1) Analysis

For information purposes. No official / regulatory value

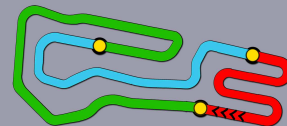
Laps	Sector 1	Sector 2	Sector 3	Lap Time
No.381 Novozhilov Dmitrii				
1	25.896	20.732	19.323	1:05.951
2	24.791	20.109	19.591	1:04.491
3	24.663	19.701	18.962	1:03.326
4	24.740	19.506	18.901	1:03.147
5	24.556	19.627	18.824	1:03.007
6	24.327	19.468	18.804	1:02.599
7	24.394	19.284	19.676	1:03.354
8	24.635	19.499	18.784	1:02.918
9	24.522	19.441	19.076	1:03.039
10	24.422	19.461	18.980	1:02.863
11	24.599	19.169	18.822	1:02.590

Laps	Sector 1	Sector 2	Sector 3	Lap Time
No.388 Balzarotti Alessandro				
1	26.181	21.177	20.214	1:07.572
2	25.303	19.757	18.911	1:03.971
3	25.242	20.518	19.055	1:04.815
4	24.836	19.948	19.247	1:04.031
5	28.033	19.798	19.160	1:06.991
6	24.875	19.763	18.844	1:03.482
7	24.839	19.862	19.044	1:03.745
8	24.827	19.722	18.780	1:03.329
9	24.935	19.988	18.813	1:03.736
10	24.277	19.166	18.665	1:02.108
11	24.843	19.519	18.785	1:03.147
12	24.421	19.022	18.964	1:02.407
13	24.447	19.342	18.937	1:02.726
14	24.133	19.439	18.860	1:02.432
15	24.711	19.642	18.914	1:03.267

Laps	Sector 1	Sector 2	Sector 3	Lap Time
No.382 Mini Gabriele				
1	24.475	19.984	19.040	1:03.499
2	24.705	19.698	19.906	1:04.309
3	24.949	19.673	19.097	1:03.719
4	24.850	19.749	19.378	1:03.977
5	24.800	19.725	19.030	1:03.555
6	25.243	20.037	19.091	1:04.371
7	24.517	19.576	19.855	1:03.948
8	24.731	19.065	18.995	1:02.791
9	24.597	19.630	19.049	1:03.276
10	24.530	19.380	18.911	1:02.821
11	24.616	19.221	18.857	1:02.694
12	25.554	19.372	19.348	1:04.274
13	24.497	19.685	19.157	1:03.339
14	24.444	18.974	18.852	1:02.270
15	24.884	18.706	18.787	1:02.377

Laps	Sector 1	Sector 2	Sector 3	Lap Time
No.383 Cenedese Alessandro				
1	26.275	20.377	19.615	1:06.267
2	25.474	20.923	19.882	1:06.279
3	25.011	19.965	19.186	1:04.162
4	24.928	21.439	19.175	1:05.542
5	24.965	20.006	19.043	1:04.014
6	24.753	20.115	19.000	1:03.868
7	24.921	20.017	19.706	1:04.644
8	24.868	19.807	18.957	1:03.632
9	25.479	20.402	19.234	1:05.115
10	24.724	19.930	19.548	1:04.202
11	24.842	19.592	18.966	1:03.400
12	24.832	20.522	19.072	1:04.426
13	24.938	19.369	18.985	1:03.292
14	24.722	19.902	19.006	1:03.630
15	24.914	19.760	18.863	1:03.537





OKJ

Super Heat 1 (S1)
Starting Grid

Document 50.1 OFFICIAL

308	Siverholm William Tony Kart / Vortex / Bridgestone	124 Points	17	357	Ressico D'Aloisio Birel / Tm / Bridgestone	127 Points
311	Zug Lilly Kr / Parilla / Bridgestone	112 Points	16	365	Bertini Colla Tony Kart / Vortex / Bridgestone	111 Points
339	Pingasov Miron Exprit / Vortex / Bridgestone	108 Points	15	331	Mansell Christian Parolin / Parilla / Bridgestone	104 Points
388	Balzarotti Alessandro Kr / Parilla / Bridgestone	103 Points	14	386	Tohum Arthur Jesolo / Tm / Bridgestone	118 Points
378	Kamenev Oleg Tony Kart / Vortex / Bridgestone	114 Points	13	364	Contecha Diego Tony Kart / Vortex / Bridgestone	92 Points
338	Putera Adam Crg / Tm / Bridgestone	99 Points	12	344	Fornaroli Leonardo Kr / lame / Bridgestone	101 Points
350	Dijkstra Thomas Birel Art / Tm / Bridgestone	89 Points	11	359	Mertsalmi Samuli Tony Kart / Tm / Bridgestone	100 Points
347	Van Hoepen Laurens Tony Kart / Vortex / Bridgestone	77 Points	10	319	Zanfari Suleiman Tony Kart / Vortex / Bridgestone	78 Points
354	Laursen Conrad Fa Alonso / Vortex / Bridgestone	98 Points	9	379	Primm Simon Dr / Tm / Bridgestone	87 Points
381	Novozhilov Dmitrii Tony Kart / Tm / Bridgestone	87 Points	8	383	Cenedese Alessandro Parolin / lame / Bridgestone	79 Points
362	Spina Alfio Crg / Tm / Bridgestone	82 Points	7	322	Camara Rafael Kosmic / Vortex / Bridgestone	63 Points
355	Rees Matthew Fa Alonso / Vortex / Bridgestone	72 Points	6	309	Sasse Hugo Kr / Parilla / Bridgestone	49 Points
320	Van't Hoff Dilano Exprit / Tm / Bridgestone	48 Points	5	303	Øgaard Sebastian Tony Kart / Vortex / Bridgestone	51 Points
352	O'Sullivan Zak Fa Alonso / Vortex / Bridgestone	58 Points	4	330	Wharton James Parolin / Parilla / Bridgestone	46 Points
304	Smal Kirill Tony Kart / Vortex / Bridgestone	35 Points	3	325	Meguetounif Sami Formula K / Tm / Bridgestone	27 Points
337	Bortoleto Gabriel Crg / Tm / Bridgestone	24 Points	2	305	Beganovic Dino Tony Kart / Vortex / Bridgestone	31 Points
349	Pizzi Francesco Birel Art / Tm / Bridgestone	21 Points	1	382	Mini Gabriele Parolin / lame / Bridgestone	15 Points

POLE POSITION



Start : 18/02 - 12:40 15 Laps = 18,000 Km

23° WINTER CUP (ITA) 15-18/02/2018

Page 1 / 1

FICR

Apex Timing

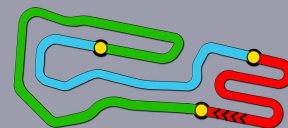


Scan this QR code for live timing



Timing service and charts editing provided by:

**Federazione Italiana
Cronometristi**



OKJ

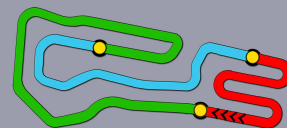
Qualifying Heats (QH)

Document 49.1 OFFICIAL

DEF. RESULTS

Rnk	No.	Driver	Nat D.	Q _A	A-B	C-D	B-E	B-C	A-E	A-C	A-D	C-E	B-D	D-E	Points	Group
1	382	Mini Gabriele	ITA	1	0	-	-	-	0	3	4	-	-	-	7	1
2	346	Griggs Luca	ITA	10	-	-	3	-	3	-	-	4	-	0	10	2
3	349	Pizzi Francesco	ITA	6	2	-	-	-	2	6	2	-	-	-	12	1
4	353	Aron Paul	EST	3	-	11	-	2	-	2	-	3	-	-	18	2
5	305	Beganovic Dino	SWE	8	-	14	-	5	-	5	-	0	-	-	24	1
6	366	Bedrin Nikita	RUS	11	4	-	-	-	7	4	9	-	-	-	24	2
7	337	Bortoleto Gabriel	BRA	14	-	17	-	-	-	-	0	-	3	4	24	1
8	351	Askey Kai	GBR	12	7	-	9	3	-	-	-	-	6	-	25	2
9	325	Meguetounif Sami	FRA	20	-	-	4	-	6	-	-	5	-	10	25	1
10	301	Gomez Gutierrez	ESP	34	-	8	-	-	-	-	7	-	8	6	29	2
11	304	Smal Kirill	RUS	2	3	-	0	0	-	-	-	-	29	-	32	1
12	389	Amand Marcus	ITA	29	-	10	-	-	-	-	8	-	2	12	32	2
13	330	Wharton James	AUS	25	-	-	10	-	4	-	-	8	-	11	33	1
14	380	Dimitrov Georgi	GBR	33	-	7	-	9	-	8	-	10	-	-	34	2
15	352	O'Sullivan Zak	GBR	5	-	-	16	-	9	-	-	9	-	2	36	1
16	332	Day Jamie	GBR	23	-	5	-	10	-	15	-	6	-	-	36	2
17	303	Ögaard Sebastian	DNK	28	-	6	-	11	-	12	-	7	-	-	36	1
18	390	Barnard Taylor	GBR	13	-	2	-	6	-	0	-	33	-	-	41	2
19	320	Van't Hoff Dilano	NLD	18	-	0	-	34	-	7	-	2	-	-	43	1
20	385	Paparo Michael	ITA	27	6	-	6	8	-	-	-	-	24	-	44	2
21	309	Sasse Hugo	DEU	35	-	-	8	-	10	-	-	20	-	7	45	1
22	367	Brizhan Alexey	RUS	22	9	-	20	4	-	-	-	-	13	-	46	2
23	355	Rees Matthew	GBR	37	17	-	11	12	-	-	-	-	7	-	47	1
24	329	Villa Edoardo	ITA	7	8	-	33	7	-	-	-	-	0	-	48	2
25	322	Camara Rafael	BRA	19	-	4	-	-	-	-	32	-	10	5	51	1
26	336	Giardelli Luca	ITA	38	-	9	-	23	-	9	-	11	-	-	52	2
27	362	Spina Alfio	ITA	4	-	3	-	-	-	-	3	-	21	26	53	1
28	375	Montoya Sebastian	COL	15	-	-	7	-	5	-	-	12	-	30	54	2
29	383	Cenedese Alessandro	ITA	16	5	-	-	-	11	33	6	-	-	-	55	1
30	356	Trulli Enzo	ITA	32	13	-	2	24	-	-	-	-	18	-	57	2
31	381	Novozhilov Dmitrii	RUS	48	-	18	-	16	-	10	-	15	-	-	59	1
32	318	Victorsson Philip	SWE	43	-	13	-	22	-	11	-	14	-	-	60	2
33	379	Primm Simon	DEU	57	25	-	17	14	-	-	-	-	4	-	60	1
34	363	Hadrien David	FRA	79	-	15	-	-	-	-	10	-	32	8	65	2
35	354	Laursen Conrad	DNK	17	10	-	5	20	-	-	-	-	31	-	66	1
36	334	Albanese Federico	ITA	46	14	-	-	-	13	27	12	-	-	-	66	2
37	319	Zanfari Suleiman	MAR	50	-	-	15	-	14	-	-	18	-	20	67	1
38	376	Dubynin Andrey	RUS	31	11	-	-	-	15	16	28	-	-	-	70	2
39	347	Van Hoepen Laurens	NLD	9	-	33	-	-	-	-	5	-	30	3	71	1
40	343	Gallo Paolo	ITA	63	-	16	-	18	-	14	-	24	-	-	72	2
41	359	Mertsalmi Samuli	FIN	52	15	-	19	15	-	-	-	-	25	-	74	1
42	306	Soldatov Maksim	RUS	24	-	31	-	-	-	-	19	-	16	9	75	2
43	350	Dijkstra Thomas	NLD	55	-	-	14	-	23	-	-	19	-	19	75	1
44	373	Coertze Joshua	ZAF	45	-	-	34	-	12	-	-	16	-	15	77	2
45	344	Fornaroli Leonardo	ITA	40	-	-	13	-	17	-	-	32	-	16	78	1





OKJ

Qualifying Heats (QH) DEF. RESULTS

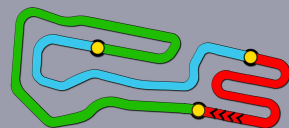
Document 49.1 OFFICIAL

Rnk	No.	Driver	Nat D.	Q _A	A-B	C-D	B-E	B-C	A-E	A-C	A-D	C-E	B-D	D-E	Points	Group
46	370	Variawa Saood	ZAF	44	-	24	-	-	-	-	26	-	15	14	79	2
47	338	Putera Adam	MYS	26	12	-	-	-	20	18	31	-	-	-	81	1
48	335	Hadjar Isac	FRA	21	22	-	-	-	19	30	11	-	-	-	82	2
49	364	Contecha Diego	COL	54	-	12	-	-	-	-	30	-	9	31	82	1
50	321	Dufek Josh	CHE	72	28	-	22	27	-	-	-	-	5	-	82	2
51	378	Kamenev Oleg	RUS	83	-	27	-	19	-	21	-	17	-	-	84	1
52	312	Knopp Josef	CZE	30	-	-	12	-	29	-	-	31	-	13	85	2
53	386	Tohum Arthur	DEU	66	33	-	-	-	18	13	21	-	-	-	85	1
54	387	Gravlund Sebastian	DNK	61	21	-	-	-	16	31	18	-	-	-	86	2
55	388	Balzarotti Alessandro	ITA	41	31	-	-	-	8	32	16	-	-	-	87	1
56	307	Kharitonov Tikhon	RUS	42	27	-	28	21	-	-	-	-	11	-	87	2
57	331	Mansell Christian	AUS	49	-	22	-	-	-	-	22	-	22	21	87	1
58	391	Haralampiev Maksim	DEU	68	-	19	-	25	-	20	-	23	-	-	87	2
59	339	Pingasov Miron	ESP	69	-	29	-	-	-	-	27	-	14	17	87	1
60	324	Fluxa Lorenzo	ESP	67	29	-	18	31	-	-	-	-	12	-	90	2
61	365	Bertini Colla	ITA	47	30	-	26	17	-	-	-	-	19	-	92	1
62	384	Siksnelis Kajus	LTU	56	19	-	-	-	22	22	29	-	-	-	92	2
63	311	Zug Lilly	DEU	76	20	-	-	-	24	25	23	-	-	-	92	1
64	341	Chiappini Tommaso	ITA	81	24	-	-	-	35	19	14	-	-	-	92	2
65	357	Ressico D'Aloisio	ITA	53	-	32	-	13	-	35	-	13	-	-	93	1
66	348	Marti Sobrepera Josep	ESP	59	-	23	-	-	-	-	13	-	28	29	93	2
67	308	Siverholm William	SWE	60	-	-	23	-	27	-	-	25	-	18	93	1
68	345	Urbeltz Moar	ESP	36	16	-	-	-	30	34	15	-	-	-	95	2

GOOD BYE

69	316	Zhivnov Andrey	RUS	65	-	-	25	-	21	-	-	26	-	23	95	1
70	358	Putyatin Slavik	UKR	62	18	-	29	33	-	-	-	-	17	-	97	2
71	368	Scionti Enzo	USA	78	-	26	-	28	-	23	-	21	-	-	98	1
72	342	Dolischka Jordan	AUT	64	-	28	-	-	-	-	17	-	23	33	101	2
73	326	Pons Lucas	ESP	74	-	34	-	-	-	-	20	-	20	27	101	1
74	377	Shevyrtaov Iaroslav	RUS	75	-	-	21	-	28	-	-	27	-	25	101	2
75	310	Hantke Niko	DEU	-	-	-	30	-	25	-	-	22	-	24	101	1
76	369	Montenegro Ignacio	ARG	39	-	20	-	-	-	-	34	-	27	22	103	2
77	374	Bertocco Gregorio	ITA	58	-	21	-	26	-	28	-	29	-	-	104	1
78	360	Maxson Tyler	USA	-	23	-	-	-	32	26	25	-	-	-	106	2
79	361	Giovane Elio	USA	51	32	-	-	-	33	24	24	-	-	-	113	1
80	340	Jaromin David	DEU	77	26	-	32	29	-	-	-	-	26	-	113	2
81	371	Broer Cherine	DEU	73	-	25	-	32	-	29	-	28	-	-	114	1
82	333	Shaparov Roman	RUS	70	-	-	24	-	26	-	-	34	-	32	116	2
83	328	Gilles Stadsbader	BEL	71	34	-	-	-	34	17	35	-	-	-	120	1
84	313	Hunecke Daniel	DEU	80	-	-	31	-	31	-	-	30	-	28	120	2
85	372	Phoenix Ksenia	RUS	82	35	-	27	30	-	-	-	-	33	-	125	1
86	302	Tarillion Maximilian	AUT	84	-	30	-	-	-	-	33	-	36	36	135	2





Qualifying Heats D-E

Document 48.1 OFFICIAL

OK DEF. RESULTS

Rnk	No.	Entrant	Nat	E. Driver	D. Equipment	Time	Laps	Best Lap	Gap	Interv.	Sector 1	Sector 2	Sector 3	Penalty	Points
1	▲3	346 LENNOX RACING TEAM	GBR	Griggs Luca	ITA Exprit / Vortex / Bridgestone	13:45.275	13	1:02.502			24.066	19.522	18.914		0
2	=	352 RICKY FLYNN MOTORSPORT	GBR	O'Sullivan Zak	ITA Fa Alonso / Vortex / Bridgestone	13:45.711	13	1:02.541	0.436	0.436	24.288	19.599	18.654		2
3	=	347 TONY KART RACING TEAM	ITA	Van Hoepen Laurens	ITA Tony Kart / Vortex / Bridgestone	13:47.576	13	1:02.930	2.301	1.865	24.466	19.652	18.812		3
4	▲1	337 CRG SPA	ITA	Bortoleto Gabriel	BRA Crg / Tm / Bridgestone	13:50.913	13	1:03.101	5.638	3.337	24.565	19.785	18.751		4
5	▲2	322 KOSMIC RACING DEPARTEME	BRA	Camara Rafael	BRA Kosmic / Vortex / Bridgestone	13:51.813	13	1:02.973	6.538	0.900	24.567	19.821	18.585		5
6	▲7	301 DPK RACING	ESP	Gomez Gutierrez	ESP Fa Kart / lame / Bridgestone	13:52.127	13	1:02.821	6.852	0.314	24.266	19.664	18.891		6
7	▲7	309 TB RACING TEAM	ITA	Sasse Hugo	ITA Kr / Parilla / Bridgestone	13:52.726	13	1:02.722	7.451	0.599	24.271	19.553	18.898		7
8	▲23	363 KOSMIC RACING DEPARTEME	FRA	Hadrien David	FRA Kosmic / Vortex / Bridgestone	13:54.087	13	1:02.365	8.812	1.361	24.171	19.505	18.689		8
9	=	306 WARD RACING	ITA	Soldatov Maksim	ITA Tony Kart / Vortex / Bridgestone	13:56.171	13	1:03.014	10.896	2.084	24.340	19.768	18.906		9
10	▼2	325 FORMULA K	ITA	Meguetounif Sami	ITA Formula K / Tm / Bridgestone	13:59.173	13	1:03.560	13.898	3.002	24.648	20.037	18.875		10
11	▼1	330 PAROLIN RACING KART	ITA	Wharton James	ITA Parolin / Parilla / Bridgestone	14:00.456	13	1:03.627	15.181	1.283	24.794	19.875	18.958		11
12	▼1	389 KR MOTOR SPORT	ITA	Amand Marcus	ITA Kr / Parilla / Bridgestone	14:03.731	13	1:03.548	18.456	3.275	24.491	20.011	19.046		12
13	▼1	312 TB RACING TEAM	ITA	Knopp Josef	ITA Crg / Parilla / Bridgestone	14:04.984	13	1:03.764	19.709	1.253	24.752	20.002	19.010		13
14	▲3	370 CRG HOLLAND	ITA	Variawa Saood	ITA Crg / Tm / Bridgestone	14:05.651	13	1:03.648	20.376	0.667	24.663	20.005	18.980		14
15	▲3	373 RKT	ITA	Coertze Joshua	ITA Kosmic / Vortex / Bridgestone	14:05.995	13	1:03.638	20.720	0.344	24.650	19.792	19.196		15
16	=	344 TEAM DRIVER RACING KART	ITA	Fornaroli Leonardo	ITA Kr / lame / Bridgestone	14:06.567	13	1:03.407	21.292	0.572	24.726	19.863	18.818		16
17	▲10	339 WARD OAKES	ITA	Pingasov Miron	ITA Exprit / Vortex / Bridgestone	14:09.244	13	1:03.855	23.969	2.677	24.799	19.945	19.111		17
18	▲6	308 WARD RACING	ITA	Siverholm William	ITA Tony Kart / Vortex / Bridgestone	14:09.796	13	1:03.920	24.521	0.552	24.817	20.228	18.875		18
19	▲3	350 BIREL ART RACING	ITA	Dijkstra Thomas	ITA Birel Art / Tm / Bridgestone	14:10.234	13	1:03.897	24.959	0.438	25.052	19.889	18.956		19
20	=	319 LOTUS	ITA	Zanfari Suleiman	ITA Tony Kart / Vortex / Bridgestone	14:10.985	13	1:03.391	25.710	0.751	24.712	19.796	18.883		20
21	▼2	331 PAROLIN RACING KART	ITA	Mansell Christian	ITA Parolin / Parilla / Bridgestone	14:12.851	13	1:04.133	27.576	1.866	25.008	20.065	19.060		21
22	▼7	369 BABY RACE DRIVER ACADEM	ITA	Montenegro Ignacio	ITA Tony Kart / Vortex / Bridgestone	14:05.401	13	1:03.968	30.126	2.550	24.789	20.002	19.177	+10.000	22
23	▲3	316 WARD RACING	ITA	Zhivnov Andrey	ITA Tony Kart / Vortex / Bridgestone	14:16.041	13	1:04.230	30.766	0.640	24.740	20.140	19.350		23
24	▲10	310 HORST ALFRED	ITA	Hantke Niko	ITA Tony Kart / Parilla / Bridgestone	14:10.403	13	1:03.090	35.128	4.362	24.525	19.581	18.984	+10.000	24
25	▲5	377 ATLAS RACING TEAM	ITA	Shevyrtalov Iaroslav	ITA Birel / Tm / Bridgestone	14:13.615	13	1:04.022	38.340	3.212	24.820	19.713	19.489	+10.000	25
26	▼25	362 CRG SPA	ITA	Spina Alfio	ITA Crg / Tm / Bridgestone	14:28.779	13	1:04.726	43.504	5.164	25.300	19.962	19.464		26
27	▲2	326 M2 RACING KARTS	ITA	Pons Lucas	ITA Crg / Parilla / Bridgestone	14:29.595	13	1:05.053	44.320	0.816	25.119	20.410	19.524		27
28	▲4	313 RMW MOTORSPORT	ITA	Hunecke Daniel	ITA Tony Kart / Vortex / Bridgestone	14:25.188	13	1:04.271	49.913	5.593	25.111	20.128	19.032	+10.000	28
29	▼6	348 TONY KART RACING TEAM	ITA	Marti Sobrepera Josep	ITA Tony Kart / Vortex / Bridgestone	13:50.628	12	1:07.566	1 Lap	1 Lap	26.185	20.965	20.416		29
30	▼24	375 TONY KART RACING TEAM	ITA	Montoya Sebastian	ITA Tony Kart / Vortex / Bridgestone	14:31.146	12	1:03.918	1 Lap	40.518	24.854	19.959	19.105		30
31	▼10	364 BABY RACE DRIVER ACADEM	ITA	Contecha Diego	ITA Tony Kart / Vortex / Bridgestone	5:32.487	5	1:04.380	8 Laps	7 Laps	25.046	20.177	19.157		31
32	▼4	333 ENERGY CORSE SRL	ITA	Shaparov Roman	ITA Energy / Tm / Bridgestone	4:37.699	4	1:06.408	9 Laps	1 Lap	25.408	20.985	20.015		32
33	▼9	342 KSB RACING TEAM	ITA	Dolischka Jorden	ITA Kosmic / Vortex / Bridgestone		0		13 Laps	4 Laps					33

No.369 Montenegro Ignacio : Time penalty of 10". According to steward's decision n°160

No.310 Hantke Niko : Time penalty of 10". According to steward's decision n°161

No.377 Shevyrtalov Iaroslav : Time penalty of 10". According to steward's decision n°162

No.313 Hunecke Daniel : Time penalty of 10". According to steward's decision n°163

Not Classified

302	TARILLION BERNHARD	AUT	Tarillion Maximilian	AUT	Parolin / lame / Bridgestone					DNS					36
-----	--------------------	-----	-----------------------------	-----	------------------------------	--	--	--	--	-----	--	--	--	--	----

Leaders : No.347 Van Hoepen Laurens (1-7) / No.346 Griggs Luca (8-13)

Start Time : 18/02 - 11:50:48

Best Lap : No.363 Hadrien David 1:02.365 69,26 Kph

Weather : Cloudy Air : 4°C Track : Wet

Event Record : No.382 Mini Gabriele 48.824 88,48 Kph

No.346 02:57 Lap 2

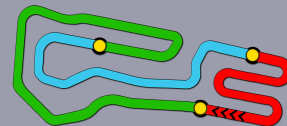


Scan this QR code for live timing



Timing service and charts editing provided by:

Federazione Italiana Cronometristi



OKJ

Qualifying Heats D-E Lap Chart

For information purposes. No official / regulatory value

	1	2	3	4	5	6	7	8	9	10	11	12	13	14	15	16	17	18	19	20	21	22	23	24	25	26	27	28	29	30	31	32	33	34	
Grid	362	352	347	346	337	375	322	325	306	330	389	312	301	309	369	344	370	373	331	319	364	350	348	308	342	316	339	333	326	377	310	326	313	302	310
Start	347	352	337	346	322	375	306	325	389	330	301	369	312	370	309	344	373	364	331	319	350	348	362	339	308	316	363	333	377	310	326	313			
Lap 1 Interval	347	346	337	352	322	325	306	301	330	389	309	369	312	370	344	331	364	373	350	319	363	339	308	377	362	310	316	333	326	348	313	375			
Lap 2	347	346	337	352	325	322	306	301	330	389	309	369	370	312	344	364	373	331	350	363	339	308	310	377	319	316	362	333	326	348	313	375			
Lap 3	347	346	352	337	322	325	306	301	330	309	389	369	370	312	364	344	373	331	363	308	339	350	310	377	319	316	362	333	326	313	348	375			
Lap 4	347	346	352	337	322	301	306	325	330	309	389	369	370	364	312	363	373	344	331	308	339	350	310	319	377	316	362	333	326	313	348	375			
Lap 5	347	346	352	337	322	301	306	325	309	330	389	369	370	363	364	312	373	344	308	331	339	350	319	377	310	316	362	326	313	348	375				
Lap 6	347	346	352	337	322	301	306	309	325	330	389	369	363	370	312	373	344	339	308	331	350	319	377	310	316	362	326	313	348	375					
Lap 7	347	346	352	337	322	301	306	309	325	330	363	389	369	370	312	373	344	308	339	350	331	319	310	377	316	362	326	313	348	375					
Lap 8	346	347	352	337	322	301	309	306	325	330	363	389	369	370	312	373	344	339	308	350	331	319	310	377	316	362	326	313	348	375					
Lap 9	346	347	352	337	322	301	309	306	325	363	330	389	369	370	312	373	344	339	308	350	331	310	319	377	316	362	326	313	348	375					
Lap 10	346	347	352	337	322	301	309	306	363	325	330	389	369	312	370	373	344	339	308	350	331	310	319	377	316	313	326	362	348	375					
Lap 11	346	352	347	337	322	301	309	363	306	325	330	389	369	312	370	373	344	339	308	350	310	331	319	377	316	313	326	362	348	375					
Lap 12	346	352	347	337	322	301	309	363	306	325	330	389	369	312	370	373	344	339	308	350	310	319	331	377	316	313	326	362	348	375					
Lap 13	346	352	347	337	322	301	309	363	306	325	330	389	312	369	370	373	344	339	308	350	310	319	331	377	316	313	362	326							

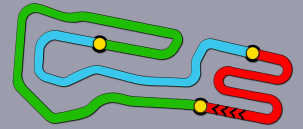


Scan this QR code for live timing



Timing service and charts editing provided by:

Federazione Italiana Cronometristi



OKJ

Qualifying Heats D-E Analysis

For information purposes. No official / regulatory value

Laps	Sector 1	Sector 2	Sector 3	Lap Time
No.301 Gomez Gutierrez				
1	26.049	20.824	19.417	1:06.290
2	25.223	20.364	19.228	1:04.815
3	24.963	20.239	19.226	1:04.428
4	24.592	19.929	19.008	1:03.529
5	24.816	19.913	18.939	1:03.668
6	24.629	20.099	19.242	1:03.970
7	24.605	19.926	18.861	1:03.392
8	24.430	19.929	18.913	1:03.272
9	24.412	19.948	18.994	1:03.354
10	24.434	19.847	18.970	1:03.251
11	24.266	19.664	18.891	1:02.821
12	24.431	19.850	18.867	1:03.148
13	24.522	19.945	18.918	1:03.385

Laps	Sector 1	Sector 2	Sector 3	Lap Time
No.306 Soldatov Maksim				
1	26.502	20.724	19.509	1:06.735
2	25.129	20.311	19.230	1:04.670
3	25.075	20.138	19.350	1:04.563
4	25.344	20.037	19.302	1:04.683
5	25.029	20.053	19.191	1:04.273
6	24.774	20.063	19.180	1:04.017
7	24.808	19.840	19.015	1:03.663
8	24.871	19.706	19.018	1:03.595
9	24.629	19.762	19.007	1:03.398
10	24.537	20.003	19.069	1:03.609
11	24.782	19.860	19.550	1:04.192
12	24.340	19.768	18.906	1:03.014
13	24.658	19.934	18.979	1:03.571

Laps	Sector 1	Sector 2	Sector 3	Lap Time
No.308 Siverholm William				
1	26.885	21.616	20.561	1:09.062
2	25.629	20.554	19.724	1:05.907
3	25.438	20.605	19.144	1:05.187
4	25.212	20.482	19.462	1:05.156
5	24.974	20.362	19.255	1:04.591
6	25.495	20.284	19.358	1:05.137
7	24.958	20.040	19.162	1:04.160
8	24.918	20.806	19.154	1:04.878
9	24.983	20.034	19.078	1:04.095
10	24.951	20.231	18.895	1:04.077
11	25.106	19.981	18.957	1:04.044
12	24.817	20.228	18.875	1:03.920
13	24.955	20.124	19.017	1:04.096

Laps	Sector 1	Sector 2	Sector 3	Lap Time
No.309 Sasse Hugo				
1	26.123	20.962	19.663	1:06.748

Laps	Sector 1	Sector 2	Sector 3	Lap Time
2	25.190	20.637	19.290	1:05.117
3	25.048	20.101	18.911	1:04.060
4	24.625	20.453	19.208	1:04.286
5	24.778	20.105	19.073	1:03.956
6	24.621	20.198	19.074	1:03.893
7	24.545	19.893	18.950	1:03.388
8	24.280	19.659	18.986	1:02.925
9	24.357	19.577	18.915	1:02.849
10	24.366	19.568	18.875	1:02.809
11	24.271	19.553	18.898	1:02.722
12	24.306	19.525	19.049	1:02.880
13	24.341	19.936	19.220	1:03.497

Laps	Sector 1	Sector 2	Sector 3	Lap Time
No.310 Hantke Niko				
1	26.100	21.584	20.309	1:07.993
2	25.454	20.450	19.422	1:05.326
3	25.523	20.584	19.915	1:06.022
4	25.376	20.682	19.515	1:05.573
5	25.419	20.398	20.176	1:05.993
6	25.538	19.725	19.509	1:04.772
7	24.767	19.864	19.261	1:03.892
8	25.036	19.827	19.237	1:04.100
9	24.850	20.650	19.635	1:05.135
10	24.525	19.581	18.984	1:03.090
11	24.842	20.094	18.837	1:03.773
12	24.517	19.623	19.109	1:03.249
13	25.023	19.831	19.109	1:03.963

Laps	Sector 1	Sector 2	Sector 3	Lap Time
No.312 Knopp Josef				
1	27.001	21.341	19.766	1:08.108
2	25.900	20.739	19.881	1:06.520
3	25.346	20.461	19.212	1:05.019
4	25.845	20.331	19.098	1:05.274
5	25.289	20.341	19.049	1:04.679
6	25.871	20.101	18.906	1:04.878
7	24.752	20.002	19.010	1:03.764
8	24.904	20.027	19.086	1:04.017
9	24.853	20.040	18.947	1:03.840
10	24.845	19.976	19.153	1:03.974
11	24.773	19.865	19.219	1:03.857
12	24.654	19.867	19.311	1:03.832
13	24.836	20.112	19.031	1:03.979

Laps	Sector 1	Sector 2	Sector 3	Lap Time
No.313 Hunecke Daniel				
1	26.785	22.205	20.421	1:09.411
2	26.459	21.698	20.255	1:08.412
3	25.850	21.232	19.839	1:06.921

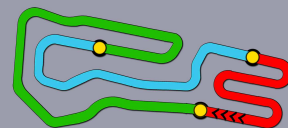
Laps	Sector 1	Sector 2	Sector 3	Lap Time
4	25.550	21.074	19.731	1:06.355
5	25.714	20.726	19.624	1:06.064
6	25.598	20.710	19.509	1:05.817
7	25.418	20.508	19.305	1:05.231
8	25.131	20.602	19.462	1:05.195
9	25.172	20.392	19.464	1:05.028
10	25.446	20.581	18.959	1:04.986
11	25.185	20.553	18.971	1:04.709
12	25.111	20.128	19.032	1:04.271
13	24.973	20.540	19.203	1:04.716

Laps	Sector 1	Sector 2	Sector 3	Lap Time
No.316 Zhivnov Andrey				
1	27.290	21.905	20.796	1:09.991
2	25.683	20.970	19.642	1:06.295
3	25.319	20.825	19.604	1:05.748
4	25.448	20.810	19.525	1:05.783
5	25.128	20.448	19.493	1:05.069
6	25.805	20.297	19.194	1:05.296
7	25.254	20.340	19.117	1:04.711
8	25.290	20.359	19.400	1:05.049
9	24.740	20.140	19.350	1:04.230
10	24.958	20.152	19.123	1:04.233
11	24.949	19.981	19.526	1:04.456
12	24.856	20.047	19.595	1:04.498
13	25.098	20.500	19.315	1:04.913

Laps	Sector 1	Sector 2	Sector 3	Lap Time
No.319 Zanfari Suleiman				
1	27.063	21.472	20.606	1:09.141
2	27.490	20.567	19.491	1:07.548
3	25.528	20.639	19.661	1:05.828
4	25.686	20.307	19.538	1:05.531
5	25.017	20.391	19.842	1:05.250
6	25.141	19.863	19.106	1:04.110
7	25.093	20.462	19.008	1:04.563
8	25.168	19.816	19.127	1:04.111
9	24.864	20.949	19.804	1:05.617
10	24.788	20.002	18.827	1:03.617
11	24.786	19.968	19.171	1:03.925
12	24.636	19.994	19.050	1:03.680
13	24.712	19.796	18.883	1:03.391

Laps	Sector 1	Sector 2	Sector 3	Lap Time
No.322 Camara Rafael				
1	25.910	20.931	19.422	1:06.263
2	25.173	20.117	19.831	1:05.121
3	25.108	20.259	19.264	1:04.631
4	24.734	20.036	18.818	1:03.588
5	24.665	19.992	18.761	1:03.418





OKJ

Qualifying Heats D-E Analysis

For information purposes. No official / regulatory value

Laps	Sector 1	Sector 2	Sector 3	Lap Time
6	24.560	19.919	19.046	1:03.525
7	24.407	19.867	18.885	1:03.159
8	24.584	20.065	19.084	1:03.733
9	24.722	20.168	18.713	1:03.603
10	24.567	19.821	18.585	1:02.973
11	24.327	19.841	19.019	1:03.187
12	24.484	19.682	18.961	1:03.127
13	24.554	19.897	19.261	1:03.712

No.325 Meguetounif Sami				
Laps	Sector 1	Sector 2	Sector 3	Lap Time
1	26.356	20.640	19.351	1:06.347
2	25.102	20.348	19.060	1:04.510
3	24.789	20.379	19.577	1:04.745
4	25.938	20.252	19.108	1:05.298
5	25.009	20.213	19.079	1:04.301
6	24.821	20.512	19.127	1:04.460
7	24.648	20.037	18.875	1:03.560
8	24.866	20.228	18.875	1:03.969
9	25.074	20.092	19.118	1:04.284
10	24.910	20.192	18.787	1:03.889
11	24.774	20.171	18.990	1:03.935
12	24.635	20.107	19.144	1:03.886
13	24.734	19.839	19.197	1:03.770

No.326 Pons Lucas				
Laps	Sector 1	Sector 2	Sector 3	Lap Time
1	26.886	21.984	20.454	1:09.324
2	26.326	21.654	20.188	1:08.168
3	26.178	21.213	19.996	1:07.387
4	25.416	21.016	19.863	1:06.295
5	25.635	20.659	19.752	1:06.046
6	25.431	20.686	19.676	1:05.793
7	25.119	20.410	19.524	1:05.053
8	25.305	20.459	19.616	1:05.380
9	25.022	20.463	19.595	1:05.080
10	25.516	20.543	20.000	1:06.059
11	25.460	20.402	19.470	1:05.332
12	25.647	20.580	19.327	1:05.554
13	25.234	20.663	20.404	1:06.301

No.330 Wharton James				
Laps	Sector 1	Sector 2	Sector 3	Lap Time
1	26.259	20.861	19.778	1:06.898
2	25.280	20.271	19.422	1:04.973
3	25.188	20.232	19.014	1:04.434
4	24.897	20.489	19.272	1:04.658
5	25.283	20.210	19.145	1:04.638
6	24.833	20.146	18.985	1:03.964
7	25.063	20.146	19.018	1:04.227

Laps	Sector 1	Sector 2	Sector 3	Lap Time
8	25.123	20.047	19.160	1:04.330
9	25.254	19.956	19.057	1:04.267
10	24.981	20.080	19.033	1:04.094
11	24.960	20.032	18.912	1:03.904
12	24.794	19.875	18.958	1:03.627
13	24.776	19.728	19.160	1:03.664

No.331 Mansell Christian				
Laps	Sector 1	Sector 2	Sector 3	Lap Time
1	26.467	21.436	20.294	1:08.197
2	26.045	20.700	19.851	1:06.596
3	25.461	20.325	19.305	1:05.091
4	25.676	20.943	19.580	1:06.199
5	25.641	20.278	19.477	1:05.396
6	26.023	20.356	19.434	1:05.813
7	25.354	20.142	19.013	1:04.509
8	25.008	20.065	19.060	1:04.133
9	25.177	20.341	19.041	1:04.559
10	25.165	19.970	19.019	1:04.154
11	24.985	20.341	19.330	1:04.656
12	25.344	20.004	19.158	1:04.506
13	25.035	20.311	19.247	1:04.593

No.333 Shaparov Roman				
Laps	Sector 1	Sector 2	Sector 3	Lap Time
1	26.964	22.410	20.368	1:09.742
2	26.257	21.371	20.135	1:07.763
3	26.051	21.173	19.916	1:07.140
4	25.408	20.985	20.015	1:06.408

No.337 Bortoletto Gabriel				
Laps	Sector 1	Sector 2	Sector 3	Lap Time
1	25.767	20.361	19.208	1:05.336
2	24.927	20.296	19.185	1:04.408
3	24.773	20.189	19.708	1:04.670
4	24.905	20.117	19.142	1:04.164
5	24.746	20.021	19.314	1:04.081
6	24.615	20.064	18.786	1:03.465
7	24.499	19.896	18.766	1:03.161
8	24.612	19.911	18.692	1:03.215
9	24.681	19.852	18.751	1:03.284
10	24.669	19.893	19.019	1:03.581
11	24.565	19.785	18.751	1:03.101
12	24.785	19.885	18.761	1:03.431
13	24.552	19.985	18.834	1:03.371

No.339 Pingasov Miron				
Laps	Sector 1	Sector 2	Sector 3	Lap Time
1	26.467	21.617	20.840	1:08.924
2	25.538	20.608	19.671	1:05.817
3	25.461	21.043	19.691	1:06.195
4	25.589	20.471	19.316	1:05.376

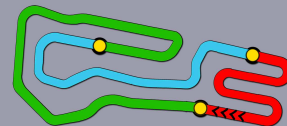
Laps	Sector 1	Sector 2	Sector 3	Lap Time
5	25.106	20.297	19.063	1:04.466
6	25.331	20.062	18.844	1:04.237
7	25.308	20.140	19.130	1:04.578
8	24.913	20.196	18.823	1:03.932
9	24.945	20.222	19.232	1:04.399
10	24.925	20.090	19.305	1:04.320
11	24.799	19.945	19.111	1:03.855
12	24.857	20.068	18.959	1:03.884
13	24.885	19.951	19.038	1:03.874

No.344 Fornaroli Leonardo				
Laps	Sector 1	Sector 2	Sector 3	Lap Time
1	26.745	21.395	20.280	1:08.420
2	25.542	20.513	19.700	1:05.755
3	25.836	20.476	19.435	1:05.747
4	25.994	20.975	19.549	1:06.518
5	25.080	19.880	19.438	1:04.398
6	25.114	20.190	19.045	1:04.349
7	25.053	20.007	19.252	1:04.312
8	25.127	19.710	19.219	1:04.056
9	24.684	19.946	19.315	1:03.945
10	25.125	20.083	19.039	1:04.247
11	24.752	19.772	19.031	1:03.555
12	24.726	19.863	18.818	1:03.407
13	24.727	20.003	19.230	1:03.960

No.346 Griggs Luca				
Laps	Sector 1	Sector 2	Sector 3	Lap Time
1	25.348	19.973	19.536	1:04.857
2	24.776	19.703	19.783	1:04.262
3	24.808	19.387	19.167	1:03.362
4	24.777	20.029	19.114	1:03.920
5	24.383	19.863	18.745	1:02.991
6	24.553	19.638	18.938	1:03.129
7	24.170	19.704	18.810	1:02.684
8	24.674	19.878	18.781	1:03.333
9	24.445	19.884	19.196	1:03.525
10	24.438	19.708	19.124	1:03.270
11	24.251	19.545	18.915	1:02.711
12	24.066	19.522	18.914	1:02.502
13	24.370	19.891	18.821	1:03.082

No.347 Van Hoepen Laurens				
Laps	Sector 1	Sector 2	Sector 3	Lap Time
1	25.090	20.212	19.180	1:04.482
2	24.773	20.347	19.074	1:04.194
3	24.658	19.778	19.071	1:03.507
4	24.664	19.829	18.952	1:03.445
5	24.617	19.713	18.866	1:03.196
6	24.730	19.634	18.790	1:03.154





OKJ

Qualifying Heats D-E Analysis

For information purposes. No official / regulatory value

Laps	Sector 1	Sector 2	Sector 3	Lap Time
8	24.854	19.959	19.105	1:03.918
9	24.913	20.366	19.434	1:04.713
10	24.704	20.031	19.366	1:04.101
11	24.943	20.024	18.982	1:03.949
12	24.794	20.161	18.982	1:03.937

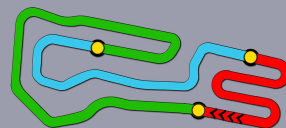
No.377 Shevrytalov Iaroslav

1	26.283	20.891	20.817	1:07.991
2	25.287	20.802	19.931	1:06.020
3	25.328	20.757	19.726	1:05.811
4	26.148	20.401	19.602	1:06.151
5	25.012	20.373	19.669	1:05.054
6	25.315	19.888	19.545	1:04.748
7	25.189	20.119	19.433	1:04.741
8	25.092	20.068	19.823	1:04.983
9	24.969	20.133	19.255	1:04.357
10	24.820	19.713	19.489	1:04.022
11	24.653	19.850	19.658	1:04.161
12	24.861	19.980	19.473	1:04.314
13	24.779	19.804	19.551	1:04.134

No.389 Amand Marcus

1	26.426	21.292	19.381	1:07.099
2	25.464	20.560	19.464	1:05.488
3	25.596	20.513	19.538	1:05.647
4	25.119	20.399	19.473	1:04.991
5	24.978	20.243	19.067	1:04.288
6	24.796	20.355	19.299	1:04.450
7	24.965	20.561	19.160	1:04.686
8	24.696	20.150	19.199	1:04.045
9	24.787	20.231	19.430	1:04.448
10	24.783	20.258	19.300	1:04.341
11	24.491	20.011	19.046	1:03.548
12	24.644	19.970	19.046	1:03.660
13	24.690	20.163	19.461	1:04.314





OKJ

Qualifying Heats D-E Starting Grid

Document 32.1 OFFICIAL

310	Hantke Niko Tony Kart / Parilla / Bridgestone		17	302	Tarillion Maximilian Parolin / Iame / Bridgestone	
313	Hunecke Daniel Tony Kart / Vortex / Bridgestone		16	363	Hadrien David Kosmic / Vortex / Bridgestone	73 Points
377	Shevrtalov Iaroslav Birel / Tm / Bridgestone		15	326	Pons Lucas Crg / Parilla / Bridgestone	
333	Shaparov Roman Energy / Tm / Bridgestone		14	339	Pingasov Miron Exprit / Vortex / Bridgestone	108 Points
316	Zhivnov Andrey Tony Kart / Vortex / Bridgestone		13	342	Dolischka Jorden Kosmic / Vortex / Bridgestone	
308	Siverholm William Tony Kart / Vortex / Bridgestone	124 Points	12	348	Marti Sobrepera Josep Tony Kart / Vortex / Bridgestone	121 Points
350	Dijkstra Thomas Birel Art / Tm / Bridgestone	89 Points	11	364	Contecha Diego Tony Kart / Vortex / Bridgestone	92 Points
319	Zanfari Suleiman Tony Kart / Vortex / Bridgestone	78 Points	10	331	Mansell Christian Parolin / Parilla / Bridgestone	104 Points
373	Coertze Joshua Kosmic / Vortex / Bridgestone	109 Points	9	370	Variawa Saood Crg / Tm / Bridgestone	96 Points
344	Fornaroli Leonardo Kr / Iame / Bridgestone	101 Points	8	369	Montenegro Ignacio Tony Kart / Vortex / Bridgestone	
309	Sasse Hugo Kr / Parilla / Bridgestone	49 Points	7	301	Gomez Gutierrez Fa Kart / Iame / Bridgestone	31 Points
312	Knopp Josef Crg / Parilla / Bridgestone	107 Points	6	389	Amand Marcus Kr / Parilla / Bridgestone	39 Points
330	Wharton James Parolin / Parilla / Bridgestone	46 Points	5	306	Soldatov Maksim Tony Kart / Vortex / Bridgestone	85 Points
325	Meguetounif Sami Formula K / Tm / Bridgestone	27 Points	4	322	Camara Rafael Kosmic / Vortex / Bridgestone	63 Points
375	Montoya Sebastian Tony Kart / Vortex / Bridgestone	65 Points	3	337	Bortoleto Gabriel Crg / Tm / Bridgestone	24 Points
346	Griggs Luca Exprit / Vortex / Bridgestone	10 Points	2	347	Van Hoepen Laurens Tony Kart / Vortex / Bridgestone	77 Points
352	O'Sullivan Zak Fa Alonso / Vortex / Bridgestone	58 Points	1	362	Spina Alfio Crg / Tm / Bridgestone	82 Points

POLE POSITION



Start : 18/02 - 11:30 13 Laps = 15,600 Km

23° WINTER CUP (ITA) 15-18/02/2018

Page 1 / 1

FICR

Apex Timing

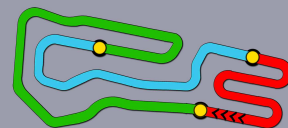


Scan this QR code for live timing



Timing service and charts editing provided by:

**Federazione Italiana
Cronometristi**



Qualifying Heats B-D

Document 44.1 OFFICIAL

OK DEF. RESULTS

Rnk	No.	Entrant	Nat E.	Driver	Nat D.	Equipment	Time	Laps	Best Lap	Gap	Interv.	Sector 1	Sector 2	Sector 3	Penalty	Points
1	▲2	329 TB KART SRL	ITA	Villa Edoardo	ITA	Tb Kart / Tm / Bridgestone	15:24.274	13	1:06.301			25.914	21.251	19.136		0
2	▲10	389 KR MOTOR SPORT	SWE	Amand Marcus	ITA	Kr / Parilla / Bridgestone	15:26.558	13	1:04.377	2.284	2.284	25.484	20.300	18.593		2
3	▲3	337 CRG SPA	ITA	Bortoleto Gabriel	BRA	Crg / Tm / Bridgestone	15:27.670	13	1:05.052	3.396	1.112	25.474	20.963	18.615		3
4	▲19	379 DR SRL	ITA	Primm Simon	ITA	Dr / Tm / Bridgestone	15:28.013	13	1:04.928	3.739	0.343	25.456	20.981	18.491		4
5	▲24	321 FORZA RACING	ITA	Dufek Josh	CHE	Exprit / Tm / Bridgestone	15:28.084	13	1:03.255	3.810	0.071	24.148	20.894	18.213		5
6	▼1	351 RICKY FLYNN MOTORSPORT	GBR	Askey Kai	ITA	Fa Alonso / Vortex / Bridgestone	15:28.993	13	1:05.587	4.719	0.909	25.511	20.496	19.580		6
7	▲8	355 RICKY FLYNN MOTORSPORT	GBR	Rees Matthew	ITA	Fa Alonso / Vortex / Bridgestone	15:35.198	13	1:03.011	10.924	6.205	25.340	19.443	18.228		7
8	▲6	301 DPK RACING	ESP	Gomez Gutierrez	ITA	Fa Kart / lame / Bridgestone	15:35.791	13	1:02.469	11.517	0.593	24.631	19.666	18.172		8
9	▲13	364 BABY RACE DRIVER ACADEMY	ITA	Contecha Diego	ITA	Tony Kart / Vortex / Bridgestone	15:39.350	13	1:02.001	15.076	3.559	24.392	19.560	18.049		9
10	▼2	322 KOSMIC RACING DEPARTMENT	ITA	Camara Rafael	BRA	Kosmic / Vortex / Bridgestone	15:39.357	13	1:04.890	15.083	0.007	25.040	20.333	19.517		10
11	▲6	307 FORZA RACING	ITA	Kharitonov Tikhon	ITA	Exprit / Tm / Bridgestone	15:41.192	13	1:02.407	16.918	1.835	24.941	19.242	18.224		11
12	▲15	324 PRAGA RACING TEAM	ITA	Fluxa Lorenzo	ITA	Praga / Tm / Bridgestone	15:51.656	13	1:04.260	27.382	10.464	24.687	19.809	19.764		12
13	▼4	367 BABY RACE DRIVER ACADEMY	ITA	Brizhan Alexey	ITA	Tony Kart / Vortex / Bridgestone	15:52.413	13	1:03.701	28.139	0.757	24.526	19.770	19.405		13
14	▲14	339 TEAM OAKES	GBR	Pingasov Miron	ITA	Exprit / Vortex / Bridgestone	15:52.946	13	1:03.593	28.672	0.533	24.423	20.136	19.034		14
15	▲3	370 CRG HOLLAND	ITA	Variawa Saood	RUS	Crg / Tm / Bridgestone	15:53.840	13	1:03.158	29.566	0.894	24.364	19.966	18.828		15
16	▼6	306 WARD RACING	SWE	Soldatov Maksim	ITA	Tony Kart / Vortex / Bridgestone	15:54.165	13	1:02.832	29.891	0.325	24.547	19.699	18.586		16
17	▲8	358 TURKIEWICZ WIKTOR	POL	Putyatyn Slavik	ITA	Parolin / Tm / Bridgestone	15:54.759	13	1:03.639	30.485	0.594	24.308	21.321	18.010		17
18	▼5	356 CRG SPA	ITA	Trulli Enzo	ITA	Crg / Tm / Bridgestone	15:55.902	13	1:03.211	31.628	1.143	24.311	20.013	18.887		18
19	==	365 KSM SCHUMACHER RACING	ITA	Bertini Colla	ITA	Tony Kart / Vortex / Bridgestone	15:48.594	13	1:02.580	34.320	2.692	24.365	19.667	18.548	+10.000	19
20	▲10	326 M2 RACING KARTS	ITA	Pons Lucas	ITA	Crg / Parilla / Bridgestone	15:59.190	13	1:01.994	34.916	0.596	24.694	19.431	17.869		20
21	▼19	362 CRG SPA	ITA	Spina Alfio	ITA	Crg / Tm / Bridgestone	15:53.814	13	1:06.314	39.540	4.624	25.542	21.274	19.498	+10.000	21
22	▼2	331 PAROLIN RACING KART	ITA	Mansell Christian	ITA	Parolin / Parilla / Bridgestone	16:06.943	13	1:07.870	42.669	3.129	26.414	21.364	20.092		22
23	▲3	342 KSB RACING TEAM	AUT	Dolischka Jordan	ITA	Kosmic / Vortex / Bridgestone	16:28.174	13	1:04.666	1:13.900	31.231	25.568	19.764	19.334	+10.000	23
24	▼13	385 ENERGY CORSE SRL	ITA	Paparo Michael	ITA	Energy / Tm / Bridgestone	12:22.007	10	1:11.618	3 Laps	3 Laps	27.440	22.689	21.489		24
25	▼4	359 KOSKI MOTORSPORT	FIN	Mertsalmi Samuli	ITA	Tony Kart / Tm / Bridgestone	5:27.225	4	1:15.578	9 Laps	6 Laps	29.530	23.700	22.348		25
26	▲5	340 RTG KART SPORT	DEU	Jaromin David	ITA	Crg / Parilla / Bridgestone	4:19.378	3	1:21.527	10 Laps	1 Lap	31.301	25.308	24.918		26
27	▼11	369 BABY RACE DRIVER ACADEMY	ITA	Montenegro Ignacio	ITA	Tony Kart / Vortex / Bridgestone	2:45.405	2	1:20.242	11 Laps	1 Lap	30.782	25.429	24.031		27
28	▼4	348 TONY KART RACING TEAM	ITA	Marti Sobrepera Josep	ESP	Tony Kart / Vortex / Bridgestone	1:26.840	1	1:21.565	12 Laps	1 Lap	31.539	25.999	24.027		28
29	▼28	304 WARD RACING	SWE	Smal Kirill	RUS	Tony Kart / Vortex / Bridgestone		0		13 Laps	1 Lap					29
30	▼26	347 TONY KART RACING TEAM	ITA	Van Hoepen Laurens	RUS	Tony Kart / Vortex / Bridgestone	2.194	0		13 Laps	2.194					30
31	▼24	354 RICKY FLYNN MOTORSPORT	GBR	Laursen Conrad	ITA	Fa Alonso / Vortex / Bridgestone	50.599	0		13 Laps	48.405					31
32	==	363 KOSMIC RACING DEPARTMENT	ITA	Hadrien David	ITA	Kosmic / Vortex / Bridgestone	48.822	0		13 Laps						32
33	==	372 BABY RACE DRIVER ACADEMY	ITA	Phoenix Ksenia	ITA	Tony Kart / Vortex / Bridgestone		0		13 Laps						33

No.365 Bertini Colla : Time penalty of 10". According to steward's decision n°124
 No.362 Spina Alfio : Time penalty of 10". According to steward's decision n°125
 No.342 Dolischka Jordan : Time penalty of 10". According to steward's decision n°126

Not Classified																
		302 TARILLION BERNHARD	AUT	Tarillion Maximilian	AUT	Parolin / lame / Bridgestone				DNS						36

Leaders : No.329 Villa Edoardo (1-13)

Start Time : 17/02 - 16:53:56

Best Lap : No.326 Pons Lucas 1:01.994 69,68 Kph

Weather : Slightly cloudy Air : 5°C Track : Dry

Event Record : No.382 Mini Gabriele 48.824 88,48 Kph

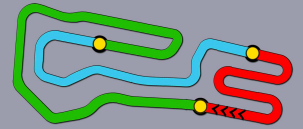


Scan this QR code for live timing



Timing service and charts editing provided by:

Federazione Italiana Cronometristi



OKJ

Qualifying Heats B-D Lap Chart

For information purposes. No official / regulatory value

	1	2	3	4	5	6	7	8	9	10	11	12	13	14	15	16	17	18	19	20	21	22	23	24	25	26	27	28	29	30	31	32	33	34		
Grid	304	362	329	347	351	337	354	322	367	306	385	389	356	301	355	369	307	370	365	331	359	364	379	348	358	342	324	339	321	326	340	363	372	302		
Start	329	385	362	351	347	337	322	306	301	389	369	356	355	307	364	348	365	379	370	342	359	358	324	321	331	339	326	340	367	363	364					
Lap 1 Interval	329	351	385	337	322	389	362	301	307	369	379	365	355	364	348	306	358	342	356	321	370	339	324	326	359	331	367	340								
Lap 2	329	351	389	385	337	322	362	379	301	355	307	365	369	364	321	358	339	306	342	356	324	359	367	326	370	331	340									
Lap 3	329	389	351	385	337	379	322	362	301	355	365	307	321	364	358	356	339	324	367	342	306	370	331	359	326	340										
Lap 4	329	389	351	385	337	379	322	355	301	362	321	307	364	358	365	339	356	324	367	342	306	370	331	359	326											
Lap 5	329	389	351	379	385	337	355	322	301	321	307	364	362	365	358	356	324	339	342	367	370	306	331	326												
Lap 6	329	389	351	379	337	385	355	322	321	301	307	364	362	365	358	324	339	356	367	370	342	306	331	326												
Lap 7	329	389	351	379	337	355	385	321	322	301	307	364	362	365	324	358	367	339	370	306	356	342	331	326												
Lap 8	329	389	351	379	337	355	321	385	322	301	307	364	362	365	324	367	358	339	370	306	356	342	331	326												
Lap 9	329	389	351	379	337	321	355	385	322	301	307	364	362	365	324	367	339	358	370	306	356	342	331	326												
Lap 10	329	389	351	337	379	321	355	322	301	385	307	364	365	362	324	367	339	370	358	356	306	342	331	326												
Lap 11	329	389	337	351	379	321	355	322	301	364	307	365	362	324	367	339	370	306	358	356	342	331	326													
Lap 12	329	389	337	351	379	321	355	301	322	364	307	365	324	362	367	339	370	358	306	356	342	326	331													
Lap 13	329	389	337	379	321	351	355	301	364	322	307	365	324	367	339	362	370	306	358	356	326	331	342													

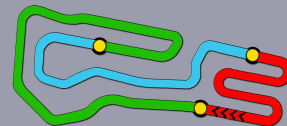


Scan this QR code for live timing



Timing service and charts editing provided by:

Federazione Italiana Cronometristi



OKJ

Qualifying Heats B-D Analysis

For information purposes. No official / regulatory value

Laps	Sector 1	Sector 2	Sector 3	Lap Time	Laps	Sector 1	Sector 2	Sector 3	Lap Time	Laps	Sector 1	Sector 2	Sector 3	Lap Time
No.301 Gomez Gutierrez					2	29.779	24.685	23.210	1:17.674	4	29.786	23.679	22.101	1:15.566
1	30.087	25.479	24.106	1:19.672	3	29.346	22.815	22.903	1:15.064	5	29.281	22.366	22.135	1:13.782
2	29.381	24.139	24.659	1:18.179	4	28.521	23.544	22.168	1:14.233	6	28.045	22.856	21.955	1:12.856
3	29.704	24.096	23.343	1:17.143	5	26.863	22.116	21.471	1:10.450	7	28.636	23.111	21.646	1:13.393
4	29.116	23.028	22.034	1:14.178	6	26.477	21.599	21.612	1:09.688	8	28.564	22.368	21.460	1:12.392
5	28.781	22.373	21.235	1:12.389	7	26.503	22.504	21.726	1:10.733	9	27.460	22.918	21.751	1:12.129
6	27.171	22.410	21.748	1:11.329	8	26.723	21.955	20.221	1:08.899	10	27.665	22.133	20.865	1:10.663
7	27.059	22.423	21.703	1:11.185	9	26.716	21.329	21.743	1:09.788	11	26.688	20.898	21.440	1:09.026
8	28.735	22.428	20.792	1:11.955	10	26.405	21.338	20.894	1:08.637	12	25.481	20.499	18.892	1:04.872
9	26.922	22.677	21.100	1:10.699	11	25.565	21.081	20.002	1:06.648	13	24.694	19.431	17.869	1:01.994
10	27.174	22.588	20.675	1:10.437	12	25.396	20.084	19.210	1:04.690	No.329 Villa Edoardo				
11	26.153	21.312	20.286	1:07.751	13	24.148	20.894	18.213	1:03.255	1	30.088	25.107	23.095	1:18.290
12	25.231	20.234	19.158	1:04.623	No.322 Camara Rafael					2	29.138	24.334	23.038	1:16.510
13	24.631	19.666	18.172	1:02.469	1	30.497	25.238	23.545	1:19.280	3	29.066	23.861	22.288	1:15.215
No.306 Soldatov Maksim					2	30.227	25.075	23.320	1:18.622	4	28.455	22.822	21.650	1:12.927
1	32.468	27.231	24.498	1:24.197	3	29.176	24.305	23.500	1:16.981	5	27.485	22.432	20.957	1:10.874
2	31.752	26.175	24.261	1:22.188	4	28.591	23.536	22.382	1:14.509	6	26.501	21.672	20.562	1:08.735
3	31.692	25.212	23.122	1:20.026	5	27.579	23.029	21.239	1:11.847	7	26.765	22.265	20.607	1:09.637
4	29.608	23.331	22.193	1:15.132	6	27.129	22.135	21.685	1:10.949	8	27.102	22.274	20.327	1:09.703
5	28.157	23.034	22.383	1:13.574	7	27.754	22.523	21.637	1:11.914	9	26.922	21.942	20.261	1:09.125
6	28.454	22.675	21.419	1:12.548	8	28.219	22.857	21.108	1:12.184	10	27.039	21.949	20.199	1:09.187
7	27.353	22.847	21.364	1:11.564	9	27.281	22.592	20.836	1:10.709	11	27.147	21.855	20.176	1:09.178
8	29.143	22.594	21.078	1:12.815	10	26.376	21.976	20.663	1:09.015	12	26.287	21.121	19.550	1:06.958
9	27.195	22.702	21.166	1:11.063	11	26.587	21.356	19.976	1:07.919	13	25.914	21.251	19.136	1:06.301
10	27.689	22.590	21.527	1:11.806	12	26.213	20.431	20.979	1:07.623	No.331 Mansell Christian				
11	26.073	21.416	20.785	1:08.274	13	25.040	20.333	19.517	1:04.890	1	33.592	25.964	24.126	1:23.682
12	25.698	20.063	19.122	1:04.883	No.324 Fluxa Lorenzo					2	31.535	25.650	23.953	1:21.138
13	24.547	19.699	18.586	1:02.832	1	32.486	26.149	24.355	1:22.990	3	30.874	24.609	23.255	1:18.738
No.307 Kharitonov Tikhon					2	30.602	25.944	24.549	1:21.095	4	29.480	23.635	21.846	1:14.961
1	30.338	24.639	24.634	1:19.611	3	29.888	24.478	23.229	1:17.595	5	27.738	23.069	21.689	1:12.496
2	29.518	24.438	24.232	1:18.188	4	29.169	23.391	22.822	1:15.382	6	27.548	23.830	21.611	1:12.989
3	29.228	24.512	23.553	1:17.293	5	28.015	22.664	22.105	1:12.784	7	28.268	22.663	21.444	1:12.375
4	29.441	23.855	22.917	1:16.213	6	27.140	22.409	21.184	1:10.733	8	28.320	23.312	21.195	1:12.827
5	27.996	22.132	21.595	1:11.723	7	27.221	22.658	21.442	1:11.321	9	27.707	23.561	21.002	1:12.270
6	26.545	21.867	21.414	1:09.826	8	27.803	22.528	21.156	1:11.487	10	28.312	23.107	20.762	1:12.181
7	27.101	22.537	22.085	1:11.723	9	26.827	22.301	21.522	1:10.650	11	26.716	21.527	20.902	1:09.145
8	27.946	22.754	20.715	1:11.415	10	26.626	22.556	21.241	1:10.423	12	26.170	22.756	19.848	1:08.774
9	26.809	22.012	22.384	1:11.205	11	26.353	21.345	22.128	1:09.826	13	26.414	21.364	20.092	1:07.870
10	26.959	22.170	21.421	1:10.550	12	25.427	20.628	20.314	1:06.369	No.337 Bortoletto Gabriel				
11	27.504	21.553	21.503	1:10.560	13	24.687	19.809	19.764	1:04.260	1	30.075	25.547	23.751	1:19.373
12	25.362	20.211	20.195	1:05.768	No.326 Pons Lucas					2	29.737	24.309	23.728	1:17.774
13	24.941	19.242	18.224	1:02.407	1	32.475	25.825	24.243	1:22.543	3	29.463	24.279	23.082	1:16.824
No.321 Dufek Josh					2	31.257	26.179	24.171	1:21.607	4	28.483	23.647	21.835	1:13.965
1	31.383	25.672	24.132	1:21.187	3	31.848	25.071	23.488	1:20.407	5	27.799	22.815	21.484	1:12.098

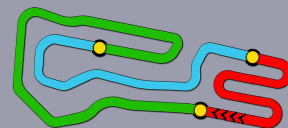


Scan this QR code for live timing



Timing service and charts editing provided by:

Federazione Italiana Cronometristi



OKJ

Qualifying Heats B-D

Analysis

For information purposes. No official / regulatory value

Laps	Sector 1	Sector 2	Sector 3	Lap Time
6	26.946	22.075	20.895	1:09.916
7	26.543	22.219	21.150	1:09.912
8	26.886	21.918	20.406	1:09.210
9	26.723	21.275	20.336	1:08.334
10	26.322	22.290	20.660	1:09.272
11	25.806	21.670	20.035	1:07.511
12	25.676	20.682	19.671	1:06.029
13	25.474	20.963	18.615	1:05.052

No.339 Pingasov Miron

1	32.106	25.879	23.818	1:21.803
2	30.155	26.067	23.231	1:19.453
3	29.643	26.011	23.112	1:18.766
4	28.419	23.376	23.329	1:15.124
5	28.166	23.088	22.982	1:14.236
6	27.436	22.532	21.806	1:11.774
7	27.878	22.774	22.005	1:12.657
8	27.769	22.705	21.472	1:11.946
9	27.576	22.543	21.473	1:11.592
10	27.029	22.107	21.020	1:10.156
11	26.174	21.161	21.336	1:08.671
12	25.490	20.426	19.552	1:05.468
13	24.423	20.136	19.034	1:03.593

No.340 Jaromin David

1	32.516	26.739	24.893	1:24.148
2	31.301	25.308	24.918	1:21.527
3	34.257	26.183	25.243	1:25.683

No.342 Dolischka Jorden

1	31.281	25.830	24.655	1:21.766
2	31.970	25.565	24.379	1:21.914
3	30.826	25.194	23.632	1:19.652
4	29.236	23.627	22.356	1:15.219
5	28.073	22.496	22.290	1:12.859
6	27.380	22.887	22.583	1:12.850
7	28.181	23.334	21.844	1:13.359
8	28.612	23.051	21.043	1:12.706
9	27.633	21.845	21.651	1:11.129
10	27.522	22.380	21.571	1:11.473
11	26.247	21.470	21.777	1:09.494
12	25.568	19.764	19.334	1:04.666
13	24.635	19.595	50.754	1:34.984

No.348 Marti Sobrepera Josep

1	31.539	25.999	24.027	1:21.565
---	--------	--------	--------	----------

Laps	Sector 1	Sector 2	Sector 3	Lap Time
No.351 Askey Kai				
1	29.987	25.166	23.009	1:18.162
2	29.691	24.442	23.933	1:18.066
3	29.273	24.378	22.941	1:16.592
4	28.113	23.094	22.311	1:13.518
5	27.592	21.749	21.270	1:10.611
6	26.581	21.990	21.149	1:09.720
7	26.533	22.244	21.103	1:09.880
8	27.097	22.450	21.124	1:10.671
9	26.624	22.032	20.314	1:08.970
10	27.449	22.400	20.331	1:10.180
11	27.045	21.547	20.148	1:08.740
12	25.511	20.496	19.580	1:05.587
13	25.648	21.133	19.363	1:06.144

No.355 Rees Matthew

1	31.544	25.463	23.836	1:20.843
2	29.518	23.850	23.035	1:16.403
3	29.675	24.133	23.522	1:17.330
4	28.836	22.733	21.827	1:13.396
5	27.455	22.709	21.075	1:11.239
6	26.696	21.652	21.844	1:10.192
7	27.433	21.963	20.973	1:10.369
8	27.106	22.197	20.927	1:10.230
9	27.545	23.218	22.016	1:12.779
10	27.023	22.009	21.231	1:10.263
11	26.857	21.550	20.197	1:08.604
12	25.967	20.436	19.517	1:05.920
13	25.340	19.443	18.228	1:03.011

No.356 Trulli Enzo

1	33.246	25.910	24.426	1:23.582
2	31.925	26.122	23.836	1:21.883
3	29.837	25.045	22.538	1:17.420
4	29.586	23.492	22.566	1:15.644
5	28.449	22.830	21.525	1:12.804
6	27.630	22.800	22.942	1:13.372
7	28.646	23.702	21.414	1:13.762
8	28.854	22.826	20.997	1:12.677
9	27.123	22.671	21.420	1:11.214
10	27.480	22.514	21.084	1:11.078
11	26.971	21.228	21.000	1:09.199
12	25.664	20.283	19.599	1:05.546
13	24.311	20.013	18.887	1:03.211

No.358 Putyatin Slavik

1	31.527	25.982	23.753	1:21.262
---	--------	--------	--------	----------

Laps	Sector 1	Sector 2	Sector 3	Lap Time
2	30.200	25.489	23.274	1:18.963
3	29.629	24.697	22.947	1:17.273
4	28.953	24.145	22.679	1:15.777
5	28.598	23.684	22.247	1:14.529
6	27.489	22.772	21.988	1:12.249
7	27.615	23.792	21.759	1:13.166
8	28.601	23.082	21.590	1:13.273
9	27.686	23.471	21.415	1:12.572
10	27.393	22.916	21.716	1:12.025
11	26.416	21.436	21.289	1:09.141
12	24.858	20.065	19.493	1:04.416
13	24.308	21.321	18.010	1:03.639

No.359 Mertsalmi Samuli

1	32.824	26.411	25.257	1:24.492
2	30.976	25.579	24.226	1:20.781
3	31.677	25.281	23.294	1:20.252
4	29.530	23.700	22.348	1:15.578

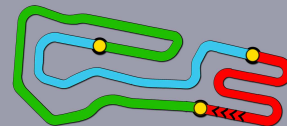
No.362 Spina Alfio

1	31.264	26.030	24.005	1:21.299
2	30.165	24.522	23.568	1:18.255
3	29.183	24.510	23.175	1:16.868
4	29.124	23.756	23.399	1:16.279
5	28.733	23.827	22.148	1:14.708
6	27.324	22.596	21.551	1:11.471
7	27.750	24.153	22.186	1:14.089
8	28.563	23.056	21.278	1:12.897
9	27.774	22.385	21.368	1:11.527
10	26.972	23.527	21.039	1:11.538
11	26.881	21.806	21.229	1:09.916
12	25.232	21.836	19.777	1:06.845
13	25.542	21.274	19.498	1:06.314

No.364 Contecha Diego

1	31.345	25.854	23.155	1:20.354
2	31.025	25.841	23.393	1:20.259
3	29.900	23.535	23.127	1:16.562
4	28.948	23.094	23.052	1:15.094
5	27.994	22.132	21.139	1:11.265
6	26.785	21.751	21.507	1:10.043
7	27.069	22.574	21.601	1:11.244
8	27.840	22.902	20.741	1:11.483
9	26.969	22.157	22.150	1:11.276
10	26.855	22.603	21.114	1:10.572
11	26.334	21.579	21.237	1:09.150
12	25.510	20.133	19.216	1:04.859





OKJ

Qualifying Heats B-D Analysis

For information purposes. No official / regulatory value

Laps	Sector 1	Sector 2	Sector 3	Lap Time
13	24.392	19.560	18.049	1:02.001

Laps	Sector 1	Sector 2	Sector 3	Lap Time
12	25.487	20.685	19.479	1:05.651

No.365 Bertini Colla				
1	30.977	25.467	23.251	1:19.695
2	31.542	24.891	22.791	1:19.224
3	28.983	24.015	22.345	1:15.343
4	28.909	23.464	29.812	1:22.185
5	27.789	21.615	22.091	1:11.495
6	27.421	21.707	21.426	1:10.554
7	27.838	23.997	21.406	1:13.241
8	27.742	22.917	21.119	1:11.778
9	27.280	22.324	21.340	1:10.944
10	26.746	22.568	21.013	1:10.327
11	27.135	20.974	21.226	1:09.335
12	26.251	20.413	19.855	1:06.519
13	24.365	19.667	18.548	1:02.580

No.379 Primm Simon				
1	30.384	24.806	23.935	1:19.125
2	29.357	24.643	22.725	1:16.725
3	28.705	24.193	22.121	1:15.019
4	27.926	24.215	22.076	1:14.217
5	27.471	22.215	21.210	1:10.896
6	26.327	21.638	20.826	1:08.791
7	26.163	22.192	21.283	1:09.638
8	27.002	22.242	20.255	1:09.499
9	27.224	22.027	20.405	1:09.656
10	27.192	22.441	20.811	1:10.444
11	26.597	21.500	20.255	1:08.352
12	25.644	20.345	19.071	1:05.060
13	25.456	20.981	18.491	1:04.928

No.367 Brizhan Alexey				
1	30.217	25.046	24.094	1:19.357
2	30.308	25.376	24.554	1:20.238
3	29.021	24.844	22.843	1:16.708
4	30.178	22.831	22.415	1:15.424
5	28.103	22.938	22.529	1:13.570
6	27.456	22.282	22.048	1:11.786
7	27.889	22.144	21.800	1:11.833
8	26.810	22.975	20.423	1:10.208
9	26.508	21.669	21.414	1:09.591
10	27.163	22.354	21.622	1:11.139
11	26.270	21.390	21.704	1:09.364
12	25.628	20.293	21.274	1:07.195
13	24.526	19.770	19.405	1:03.701

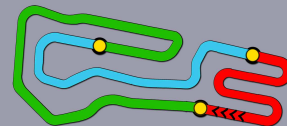
No.385 Paparo Michael				
1	30.439	25.534	23.608	1:19.581
2	29.266	24.912	23.227	1:17.405
3	29.796	24.211	22.892	1:16.899
4	28.465	23.674	21.960	1:14.099
5	27.775	22.618	21.774	1:12.167
6	27.440	22.689	21.489	1:11.618
7	27.877	22.550	21.668	1:12.095
8	27.946	23.090	21.401	1:12.437
9	27.649	22.856	21.236	1:11.741
10	27.393	23.404	21.410	1:12.207

No.369 Montenegro Ignacio				
1	30.782	25.429	24.031	1:20.242
2	31.379	26.188	23.194	1:20.761

No.389 Amand Marcus				
1	30.169	25.409	23.138	1:18.716
2	29.379	24.316	22.486	1:16.181
3	29.121	23.939	22.353	1:15.413
4	28.179	23.246	21.325	1:12.750
5	27.855	22.085	21.291	1:11.231
6	26.748	21.670	21.264	1:09.682
7	26.843	21.895	21.182	1:09.920
8	27.237	22.069	21.198	1:10.504
9	26.967	22.066	20.582	1:09.615
10	26.721	22.235	21.070	1:10.026
11	26.489	21.540	19.916	1:07.945
12	26.060	20.637	19.675	1:06.372
13	25.484	20.300	18.593	1:04.377

No.370 Variawa Saood				
1	32.324	26.484	24.410	1:23.218
2	31.647	25.842	25.569	1:23.058
3	30.311	24.601	23.211	1:18.123
4	29.238	23.656	22.347	1:15.241
5	27.653	22.412	22.531	1:12.596
6	27.249	22.648	21.743	1:11.640
7	27.696	22.829	21.467	1:11.992
8	28.001	22.896	21.396	1:12.293
9	27.227	23.092	21.591	1:11.910
10	27.145	22.686	21.060	1:10.891
11	26.238	21.369	20.519	1:08.126





OKJ

Qualifying Heats B-D Starting Grid

Document 31.1 OFFICIAL

302	Tarillion Maximilian Parolin / Iame / Bridgestone	AUT	17	372	Phoenix Ksenia Tony Kart / Vortex / Bridgestone	RUS		
363	Hadrien David Kosmic / Vortex / Bridgestone	FRA	73 Points	16	340	Jaromin David Crg / Parilla / Bridgestone	DEU	
326	Pons Lucas Crg / Parilla / Bridgestone	ESP	15	321	Dufek Josh Exprit / Tm / Bridgestone	CHE	97 Points	
339	Pingasov Miron Exprit / Vortex / Bridgestone	ESP	108 Points	14	324	Fluxa Lorenzo Praga / Tm / Bridgestone	ESP	123 Points
342	Dolischka Jorden Kosmic / Vortex / Bridgestone	AUT	13	358	Putyatin Slavik Parolin / Tm / Bridgestone	UKR		
348	Marti Sobrepera Josep Tony Kart / Vortex / Bridgestone	ESP	121 Points	12	379	Primm Simon Dr / Tm / Bridgestone	DEU	87 Points
364	Contecha Diego Tony Kart / Vortex / Bridgestone	UKR	92 Points	11	359	Mertsalmi Samuli Tony Kart / Tm / Bridgestone	FIN	100 Points
331	Mansell Christian Parolin / Parilla / Bridgestone	AUS	104 Points	10	365	Bertini Colla Tony Kart / Vortex / Bridgestone	ITA	111 Points
370	Variawa Saood Crg / Tm / Bridgestone	SAU	96 Points	9	307	Kharitonov Tikhon Exprit / Tm / Bridgestone	RUS	101 Points
369	Montenegro Ignacio Tony Kart / Vortex / Bridgestone	ARG	8	355	Rees Matthew Fa Alonso / Vortex / Bridgestone	GBR	72 Points	
301	Gomez Gutierrez Fa Kart / Iame / Bridgestone	ESP	31 Points	7	356	Trulli Enzo Crg / Tm / Bridgestone	ITA	83 Points
389	Amand Marcus Kr / Parilla / Bridgestone	ITA	39 Points	6	385	Paparo Michael Energy / Tm / Bridgestone	ITA	60 Points
306	Soldatov Maksim Tony Kart / Vortex / Bridgestone	RUS	85 Points	5	367	Brizhan Alexey Tony Kart / Vortex / Bridgestone	RUS	67 Points
322	Camara Rafael Kosmic / Vortex / Bridgestone	BRA	63 Points	4	354	Laursen Conrad Fa Alonso / Vortex / Bridgestone	DNK	98 Points
337	Bortoleto Gabriel Crg / Tm / Bridgestone	BRA	24 Points	3	351	Askey Kai Fa Alonso / Vortex / Bridgestone	GBR	31 Points
347	Van Hoepen Laurens Tony Kart / Vortex / Bridgestone	NLD	77 Points	2	329	Villa Edoardo Tb Kart / Tm / Bridgestone	ITA	60 Points
362	Spina Alfio Crg / Tm / Bridgestone	ITA	82 Points	1	304	Smal Kirill Tony Kart / Vortex / Bridgestone	RUS	35 Points

POLE POSITION



Start : 17/02 - 16:50 13 Laps = 15,600 Km

23rd WINTER CUP (ITA) 15-18/02/2018

Page 1 / 1

FICR

Apex Timing

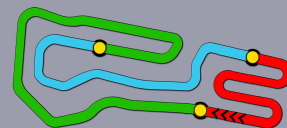


Scan this QR code for live timing



Timing service and charts editing provided by:

**Federazione Italiana
Cronometristi**



Qualifying Heats C-E

Document 43.1 OFFICIAL

OK DEF. RESULTS

Rnk	No.	Entrant	Nat E.	Driver	Nat D.	Equipment	Time	Laps	Best Lap	Gap	Interv.	Sector 1	Sector 2	Sector 3	Points	
1	▲2	305	SWE	WARD RACING	ITA	Beganovic Dino	10:47.958	13	49.284			19.402	15.142	14.740	0	
2	▲5	320	ITA	FORZA RACING	ITA	Van't Hoff Dilano	10:50.004	13	49.223	2.046	2.046	19.320	15.138	14.765	2	
3	▼2	353	GBR	RICKY FLYNN MOTORSPORT	ITA	Aron Paul	10:50.035	13	49.191	2.077	0.031	19.355	15.083	14.753	3	
4	=	346	ITA	LENNOX RACING TEAM	ITA	Griggs Luca	10:50.413	13	49.161	2.455	0.378	19.365	15.035	14.761	4	
5	▲3	325	ITA	FORMULA K	ITA	Meguetounif Sami	10:50.525	13	49.100	2.567	0.112	19.360	15.006	14.734	5	
6	▲3	332	ITA	ENERGY CORSE SRL	ITA	Day Jamie	10:50.691	13	49.081	2.733	0.166	19.327	15.035	14.719	6	
7	▲4	303	ITA	WARD RACING	ITA	Øgaard Sebastian	10:50.918	13	49.233	2.960	0.227	19.386	15.062	14.785	7	
8	▲2	330	ITA	PAROLIN RACING KART	ITA	Wharton James	10:51.036	13	49.128	3.078	0.118	19.397	15.042	14.689	8	
9	▼7	352	GBR	RICKY FLYNN MOTORSPORT	ITA	O'Sullivan Zak	10:51.462	13	49.307	3.504	0.426	19.414	15.118	14.775	9	
10	▲3	380	ITA	TEAM OAKES	ITA	Dimitrov Georgi	10:52.334	13	49.399	4.376	0.872	19.416	15.131	14.852	10	
11	▲4	336	ITA	CRG SPA	ITA	Giardelli Luca	10:54.602	13	49.279	6.644	2.268	19.372	15.210	14.690	11	
12	▼6	375	ITA	TONY KART RACING TEAM	ITA	Montoya Sebastian	10:54.616	13	49.368	6.658	0.014	19.434	15.065	14.869	12	
13	▲8	357	ITA	BIREL ART RACING	ITA	Ressico D'Aloisio	10:55.497	13	49.319	7.539	0.881	19.366	15.163	14.790	13	
14	▲3	318	ITA	WARD RACING	ITA	Victorsson Philip	10:55.718	13	49.359	7.760	0.221	19.417	15.101	14.841	14	
15	▲4	381	ITA	KARTPROM	ITA	Novozhilov Dmitrii	10:56.262	13	49.311	8.304	0.544	19.353	15.166	14.792	15	
16	▲2	373	ITA	RKT	ITA	Coertze Joshua	10:56.376	13	49.399	8.418	0.114	19.425	15.161	14.813	16	
17	▲16	378	ITA	ATLAS RACING TEAM	ITA	Kamenev Oleg	10:57.228	13	49.381	9.270	0.852	19.429	15.120	14.832	17	
18	▲2	319	ITA	LOTUS	ITA	Zanfari Suleiman	10:57.901	13	49.419	9.943	0.673	19.462	15.150	14.807	18	
19	▲3	350	ITA	BIREL ART RACING	ITA	Dijkstra Thomas	10:58.545	13	49.298	10.587	0.644	19.376	15.130	14.792	19	
20	▼6	309	ITA	TB RACING TEAM	ITA	Sasse Hugo	10:58.846	13	49.180	10.888	0.301	19.408	15.044	14.728	20	
21	▲10	368	ITA	BABY RACE DRIVER ACADEMY	ITA	Scionti Enzo	11:01.024	13	49.643	13.066	2.178	19.480	15.295	14.868	21	
22	▲12	310	ITA	HORST ALFRED	ITA	Hantke Niko	11:03.392	13	49.658	15.434	2.368	19.476	15.272	14.910	22	
23	▲1	391	ITA	maxim racing sport	ITA	Haralampiev Maksim	11:05.493	13	49.771	17.535	2.101	19.480	15.344	14.947	23	
24	▲1	343	ITA	BIREL ART RACING	ITA	Gallo Paolo	11:05.650	13	49.870	17.692	0.157	19.641	15.309	14.920	24	
25	▼1	308	ITA	WARD RACING	ITA	Siverholm William	11:05.940	13	49.514	17.982	0.290	19.499	15.163	14.852	25	
26	=	316	ITA	WARD RACING	ITA	Zhivnov Andrey	11:06.340	13	49.465	18.382	0.400	19.404	15.140	14.921	26	
27	▲3	377	ITA	ATLAS RACING TEAM	ITA	Shevrytalov Iaroslav	11:07.664	13	49.612	19.706	1.324	19.576	15.143	14.893	27	
28	▲1	371	ITA	CRG HOLLAND	ITA	Broer Cherine	11:09.025	13	50.114	21.067	1.361	19.673	15.337	15.104	28	
29	▼6	374	ITA	BERTOCCO VINICIO	ITA	Bertocco Gregorio	11:09.147	13	49.994	21.189	0.122	19.604	15.432	14.958	29	
30	▲2	313	ITA	RMW MOTORSPORT	ITA	Hunecke Daniel	11:09.342	13	50.030	21.384	0.195	19.607	15.386	15.037	30	
31	▼19	312	ITA	TB RACING TEAM	ITA	Knopp Josef	11:11.070	13	49.974	23.112	1.728	19.687	15.274	15.013	31	
32	▼16	344	ITA	TEAM DRIVER RACING KART	ITA	Fornaroli Leonardo	11:15.372	10	49.764	3 Laps	3 Laps	19.501	15.221	15.042	32	
33	▼28	390	ITA	KR MOTOR SPORT	ITA	Barnard Taylor		0		13 Laps	10 Laps				33	
34	▼6	333	ITA	ENERGY CORSE SRL	ITA	Shaparov Roman	5.449	0		13 Laps	5.449					34

Leaders : No.305 Beganovic Dino (1-1) / No.353 Aron Paul (2-4) / No.305 Beganovic Dino (5-13)

Start Time : 17/02 - 15:18:42

Best Lap : No.332 Day Jamie 49.081 88,01 Kph

Weather : Slightly cloudy Air : 5°C Track : Dry

Event Record : No.382 Mini Gabriele 48.824 88,48 Kph

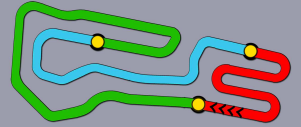


Scan this QR code for live timing



Timing service and charts editing provided by:

Federazione Italiana Cronometristi



OKJ

Qualifying Heats C-E Lap Chart

For information purposes. No official / regulatory value

	1	2	3	4	5	6	7	8	9	10	11	12	13	14	15	16	17	18	19	20	21	22	23	24	25	26	27	28	29	30	31	32	33	34
Grid	353	352	305	346	330	375	320	325	332	330	303	312	380	309	336	344	318	373	381	319	357	350	374	308	343	316	391	333	371	377	368	313	378	310

Start	353	305	320	332	352	346	303	375	380	325	336	330	312	318	309	381	357	344	373	319	374	350	343	391	308	371	316	368	378	333	377	313	310
-------	-----	-----	-----	-----	-----	-----	-----	-----	-----	-----	-----	-----	-----	-----	-----	-----	-----	-----	-----	-----	-----	-----	-----	-----	-----	-----	-----	-----	-----	----------------	-----	-----	-----

Lap 1 Interval	305	353	320	332	352	346	303	380	325	375	330	336	318	357	312	373	381	319	343	374	368	378	371	391	377	309	316	350	310	308	313	344		
		0.0	0.2	0.3	0.1	0.6	0.3	0.9	0.4	0.4	0.1	0.1	0.2	0.1	0.4	0.1	0.4	0.1	0.1	0.7	0.1	0.3	0.3	0.5	0.2	0.2	0.3	0.2	0.1	0.1	0.1	2.0	2.39	
Lap 2	353	305	320	332	352	346	303	380	325	330	375	336	357	318	373	312	381	319	343	368	378	374	391	371	377	309	350	310	308	316	313	344		
		0.1	0.2	0.1	0.0	0.6	0.4	1.0	0.4	0.6	0.0	0.2	0.3	0.2	0.3	0.3	0.6	0.4	0.1	0.6	0.4	0.7	0.2	0.3	0.2	0.1	0.0	0.1	0.1	0.1	2.3	2.39		
Lap 3	353	305	320	352	332	346	303	380	325	330	357	375	318	373	336	312	381	319	343	368	378	374	391	371	350	377	309	310	308	316	313	344		
		0.2	0.2	0.2	0.6	0.0	0.2	0.9	0.2	1.0	1.1	0.2	0.0	0.1	0.2	0.1	0.4	0.5	0.2	0.8	0.2	1.0	0.3	0.3	0.2	0.3	0.1	0.2	0.1	0.3	2.0	2.39		
Lap 4	353	305	320	352	332	346	303	325	380	330	375	357	318	373	336	312	381	319	343	368	378	374	391	371	350	309	371	310	377	316	308	313	344	
		0.1	0.3	0.1	0.3	0.2	0.2	1.0	0.2	0.7	1.8	0.0	0.1	0.0	0.4	0.8	0.1	0.0	0.1	0.7	0.2	1.1	0.3	0.3	0.4	0.2	0.2	0.4	0.2	0.1	2.1	2.38		
Lap 5	305	353	320	352	303	346	332	325	380	330	375	357	318	336	373	381	319	378	343	368	378	374	391	371	350	309	391	310	377	371	316	308	313	344
		0.1	0.1	0.6	0.0	0.0	0.1	0.8	0.2	0.5	2.1	0.3	0.1	0.3	0.0	1.6	0.2	0.3	0.6	0.2	0.0	0.3	0.2	0.4	0.2	0.6	0.6	0.1	0.0	0.0	2.6	2.38		
Lap 6	305	320	353	303	352	346	332	325	380	330	375	318	336	357	373	381	378	319	368	350	312	309	343	391	374	310	377	308	316	371	313	344		
		0.5	0.1	0.6	0.1	0.1	0.3	0.1	0.4	0.1	2.5	0.4	0.1	0.1	0.2	1.5	0.4	0.2	1.0	0.4	0.0	0.3	0.2	0.2	0.3	0.0	0.6	0.7	0.0	0.8	1.7	2.38		
Lap 7	305	320	353	303	346	352	332	325	330	380	375	318	336	357	373	381	378	319	350	368	312	309	391	343	310	374	377	308	316	371	313	344		
		0.5	0.2	0.5	0.3	0.3	0.5	0.1	0.2	0.1	2.3	0.2	0.4	0.1	0.2	1.3	0.3	0.4	1.3	0.2	0.5	0.0	0.5	0.0	0.7	0.3	0.1	0.1	0.3	1.2	1.4	2.37		
Lap 8	305	320	353	303	346	352	325	332	330	380	375	318	336	357	373	381	378	319	350	368	309	312	391	343	310	374	377	308	316	371	313	344		
		0.4	0.2	0.5	0.3	0.4	0.5	0.4	0.6	0.1	1.6	0.1	0.4	0.2	0.3	1.3	0.3	0.5	1.2	0.4	0.4	0.2	0.1	0.6	1.0	0.1	0.2	0.3	1.0	1.3	2.37			
Lap 9	305	320	353	303	346	352	325	332	330	380	375	318	336	357	373	381	378	319	350	309	368	312	343	391	310	374	308	377	316	371	313	344		
		0.4	0.1	0.5	0.3	0.5	0.4	0.4	0.5	0.4	1.8	0.1	0.2	0.3	0.3	1.2	0.4	0.7	1.0	0.9	0.2	1.1	0.0	0.1	0.2	1.4	0.2	0.0	0.3	1.3	1.3	2.37		
Lap 10	305	353	320	303	346	352	325	332	330	380	375	336	318	357	373	381	378	319	350	309	368	310	391	343	312	377	316	308	371	374	313	344		
		0.5	0.2	0.2	0.3	0.6	0.2	0.4	0.6	0.7	2.0	0.4	0.1	0.0	0.2	1.1	0.6	0.6	1.0	0.7	0.6	2.4	0.5	0.1	0.0	1.0	0.5	0.4	0.5	0.1	0.9	2.36		
Lap 11	305	320	353	303	346	325	332	330	380	375	336	357	318	373	381	378	319	350	309	368	310	391	343	312	377	316	308	371	374	313				
		0.7	0.0	0.2	0.2	0.8	0.5	0.0	0.4	0.9	2.0	0.2	0.9	0.3	0.1	0.4	0.7	0.6	0.9	0.5	1.0	2.5	0.7	0.1	0.1	0.6	0.3	0.5	1.0	0.3	0.8			
Lap 12	305	353	320	346	303	325	332	330	380	375	336	357	318	373	381	378	319	350	309	368	310	391	343	312	377	316	308	371	374	313				
		0.9	0.0	0.2	0.2	0.5	0.6	0.6	0.2	0.8	1.9	0.1	0.9	0.3	0.2	0.3	0.9	0.6	0.7	0.3	1.6	2.4	1.2	0.1	0.4	0.0	0.1	0.5	1.7	0.1	0.9			
Lap 13	305	320	353	346	325	332	330	352	380	336	375	357	318	381	373	378	319	350	309	368	310	391	343	308	316	377	371	374	313	312				
		2.0	0.0	0.3	0.1	0.1	0.2	0.1	0.4	0.8	2.2	0.0	0.8	0.2	0.5	0.1	0.8	0.6	0.6	0.3	2.1	2.3	2.1	0.1	0.2	0.4	1.3	1.3	0.1	0.1	1.7			

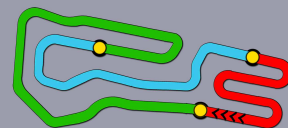


Scan this QR code for live timing



Timing service and charts editing provided by:

**Federazione Italiana
Cronometristi**



OKJ

Qualifying Heats C-E Analysis

For information purposes. No official / regulatory value

Laps	Sector 1	Sector 2	Sector 3	Lap Time
6	19.550	15.257	15.368	50.175
7	19.555	15.238	14.892	49.685
8	19.597	15.204	14.854	49.655
9	19.536	15.235	14.818	49.589
10	19.486	15.165	14.802	49.453
11	19.494	15.228	14.825	49.547
12	19.500	15.151	14.854	49.505
13	19.462	15.150	14.807	49.419

No.320 Van't Hoff Dilano

1	20.254	15.664	15.226	51.144
2	19.737	15.430	15.304	50.471
3	19.644	15.359	14.960	49.963
4	19.474	15.248	15.161	49.883
5	19.396	15.260	15.172	49.828
6	19.615	15.242	14.906	49.763
7	19.437	15.122	14.869	49.428
8	19.354	15.175	14.780	49.309
9	19.307	15.120	14.868	49.295
10	19.338	15.107	15.278	49.723
11	19.320	15.138	14.765	49.223
12	19.317	15.084	15.134	49.535
13	19.650	15.702	15.097	50.449

No.325 Meguetounif Sami

1	21.747	16.076	15.507	53.330
2	19.791	15.366	15.062	50.219
3	19.454	15.261	14.950	49.665
4	19.384	15.207	14.950	49.541
5	19.464	15.165	14.944	49.573
6	19.493	15.165	14.884	49.542
7	19.576	15.175	15.289	50.040
8	19.367	15.123	14.813	49.303
9	19.411	15.052	14.770	49.233
10	19.360	15.006	14.734	49.100
11	19.337	15.045	14.791	49.173
12	19.348	15.024	14.746	49.118
13	19.325	15.492	15.125	49.942

No.330 Wharton James

1	21.865	16.017	15.884	53.766
2	19.850	15.454	14.989	50.293
3	19.956	15.264	14.844	50.064
4	19.482	15.169	14.792	49.443
5	19.480	15.188	14.784	49.452
6	19.461	15.157	14.745	49.363
7	19.392	15.182	15.073	49.647

Laps	Sector 1	Sector 2	Sector 3	Lap Time
8	20.078	15.169	14.921	50.168
9	19.359	15.054	14.726	49.139
10	19.335	15.143	14.665	49.143
11	19.397	15.042	14.689	49.128
12	19.371	15.129	14.886	49.386
13	19.324	15.067	14.778	49.169

No.332 Day Jamie

1	20.347	15.712	15.346	51.405
2	19.626	15.334	15.312	50.272
3	20.018	15.369	15.358	50.745
4	19.419	15.190	14.844	49.453
5	19.407	15.252	15.617	50.276
6	19.712	15.272	15.272	50.256
7	19.606	15.124	15.351	50.081
8	20.035	15.099	14.770	49.904
9	19.389	15.044	14.769	49.202
10	19.327	15.035	14.719	49.081
11	19.377	15.056	14.855	49.288
12	19.414	15.057	14.749	49.220
13	19.293	15.201	14.953	49.447

No.336 Giardelli Luca

1	22.159	16.154	15.716	54.029
2	19.813	15.547	15.046	50.406
3	19.919	16.293	15.408	51.620
4	19.875	15.445	14.894	50.214
5	19.516	15.396	14.909	49.821
6	19.461	15.168	14.866	49.495
7	19.669	15.215	14.882	49.766
8	19.425	15.226	14.808	49.459
9	19.454	15.144	14.700	49.298
10	19.377	15.197	15.025	49.599
11	19.372	15.210	14.690	49.272
12	19.432	15.139	14.704	49.275
13	19.415	15.152	15.013	49.580

No.343 Gallo Paolo

1	22.334	16.412	15.442	54.188
2	20.215	15.755	15.536	51.506
3	19.643	15.599	15.004	50.246
4	19.545	15.340	15.214	50.099
5	21.026	15.465	15.119	51.610
6	20.223	15.478	15.652	51.353
7	19.571	15.221	15.551	50.343
8	19.641	15.309	14.920	49.870
9	19.419	15.277	15.301	49.997

Laps	Sector 1	Sector 2	Sector 3	Lap Time
10	20.865	15.652	15.092	51.609
11	19.568	15.317	15.068	49.953
12	19.607	15.502	14.962	50.071
13	19.737	15.649	15.194	50.580

No.344 Fornaroli Leonardo

1	3:06.046	17.728	16.323	3:40.097
2	20.404	15.808	15.472	51.684
3	19.930	15.449	15.243	50.622
4	19.715	15.373	15.138	50.226
5	19.736	15.273	15.052	50.061
6	19.625	15.191	15.191	50.007
7	19.598	15.207	15.044	49.849
8	19.556	15.179	15.057	49.792
9	19.612	15.232	15.008	49.852
10	19.501	15.221	15.042	49.764

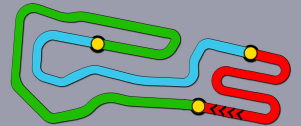
No.346 Griggs Luca

1	20.906	15.704	15.229	51.839
2	19.685	15.456	15.040	50.181
3	19.572	15.349	15.197	50.118
4	19.542	15.248	14.849	49.639
5	19.452	15.185	15.211	49.848
6	19.627	15.381	15.096	50.104
7	19.573	15.142	14.765	49.480
8	19.371	15.148	14.761	49.280
9	19.391	15.093	14.752	49.236
10	19.366	15.150	14.764	49.280
11	19.398	15.080	14.742	49.220
12	19.365	15.035	14.761	49.161
13	19.512	15.884	15.207	50.603

No.350 Dijkstra Thomas

1	24.461	16.794	16.130	57.385
2	19.976	15.542	15.896	51.414
3	19.744	15.401	15.087	50.232
4	19.616	15.354	14.914	49.884
5	19.541	15.243	14.882	49.666
6	19.708	15.234	14.864	49.806
7	19.476	15.162	14.871	49.509
8	19.498	15.197	14.840	49.535
9	19.471	15.176	14.799	49.446
10	19.473	15.151	14.834	49.458
11	19.433	15.161	14.804	49.398
12	19.454	15.129	14.743	49.326
13	19.376	15.130	14.792	49.298





OKJ

Qualifying Heats C-E Analysis

For information purposes. No official / regulatory value

Laps	Sector 1	Sector 2	Sector 3	Lap Time
No.352 O'Sullivan Zak				
1	20.399	15.766	15.246	51.411
2	19.673	15.438	15.063	50.174
3	19.809	15.304	14.913	50.026
4	19.418	15.213	15.080	49.711
5	19.610	15.191	15.536	50.337
6	19.571	15.269	15.290	50.130
7	19.813	15.248	14.898	49.959
8	19.417	15.170	14.845	49.432
9	19.414	15.118	14.775	49.307
10	19.453	15.148	14.743	49.344
11	19.718	15.193	15.092	50.003
12	19.620	15.134	15.252	50.006
13	19.456	15.126	14.809	49.391

Laps	Sector 1	Sector 2	Sector 3	Lap Time
No.353 Aron Paul				
1	20.286	15.682	15.434	51.402
2	19.819	15.403	15.067	50.289
3	19.714	15.320	14.887	49.921
4	19.537	15.358	14.955	49.850
5	19.543	15.313	15.349	50.205
6	19.935	15.279	14.886	50.100
7	19.472	15.196	14.793	49.461
8	19.388	15.144	14.811	49.343
9	19.355	15.083	14.753	49.191
10	19.369	15.099	14.832	49.300
11	19.425	15.096	15.030	49.551
12	19.500	15.101	14.803	49.404
13	19.637	15.660	15.249	50.546

Laps	Sector 1	Sector 2	Sector 3	Lap Time
No.357 Rescico D'Aloisio				
1	21.943	16.306	15.532	53.781
2	19.853	15.506	15.065	50.424
3	19.519	15.823	15.214	50.556
4	19.607	15.305	15.322	50.234
5	19.699	15.294	14.957	49.950
6	19.542	15.267	15.327	50.136
7	19.698	15.221	14.873	49.792
8	19.477	15.176	14.881	49.534
9	19.465	15.185	14.796	49.446
10	19.351	15.159	14.952	49.462
11	19.618	15.491	14.829	49.938
12	19.366	15.163	14.790	49.319
13	19.397	15.164	14.969	49.530

Laps	Sector 1	Sector 2	Sector 3	Lap Time
No.368 Scionti Enzo				
1	22.352	16.400	15.525	54.277

Laps	Sector 1	Sector 2	Sector 3	Lap Time
2	20.193	15.896	15.202	51.291
3	19.733	15.590	15.080	50.403
4	19.595	15.455	14.972	50.022
5	20.173	15.452	15.471	51.096
6	19.704	15.350	15.007	50.061
7	19.596	15.329	15.256	50.181
8	19.561	15.334	14.882	49.777
9	19.482	15.327	15.332	50.141
10	19.508	15.246	14.897	49.651
11	19.480	15.295	14.868	49.643
12	19.494	15.305	14.930	49.729
13	19.534	15.286	14.936	49.756

Laps	Sector 1	Sector 2	Sector 3	Lap Time
No.371 Broer Cherine				
1	23.196	16.552	15.631	55.379
2	19.990	16.482	16.041	52.513
3	19.833	15.529	15.176	50.538
4	19.688	15.668	15.477	50.833
5	19.641	15.909	15.480	51.030
6	20.334	15.702	15.280	51.316
7	19.788	15.490	15.133	50.411
8	19.773	15.411	15.143	50.327
9	19.666	15.469	15.160	50.295
10	19.839	15.445	15.168	50.452
11	19.673	15.337	15.104	50.114
12	19.761	15.353	15.137	50.251
13	19.801	15.877	15.348	51.026

Laps	Sector 1	Sector 2	Sector 3	Lap Time
No.373 Coertze Joshua				
1	22.358	16.012	15.686	54.056
2	19.960	15.537	15.012	50.509
3	19.656	15.565	15.108	50.329
4	19.688	15.384	14.922	49.994
5	19.796	15.283	15.272	50.351
6	19.559	15.249	14.996	49.804
7	19.574	15.252	14.971	49.797
8	19.583	15.177	14.832	49.592
9	19.440	15.185	14.821	49.446
10	19.425	15.161	14.813	49.399
11	19.569	15.733	14.877	50.179
12	19.449	15.172	14.802	49.423
13	19.391	15.157	15.242	49.790

Laps	Sector 1	Sector 2	Sector 3	Lap Time
No.374 Bertocco Gregorio				
1	22.917	16.697	15.606	55.220
2	20.435	16.724	15.524	52.683
3	19.835	15.611	15.004	50.450

Laps	Sector 1	Sector 2	Sector 3	Lap Time
4	19.674	15.468	14.946	50.088
5	19.656	15.463	15.043	50.162
6	19.968	15.802	15.535	51.305
7	19.784	15.493	15.547	50.824
8	19.742	15.648	15.078	50.468
9	19.609	15.475	14.985	50.069
10	19.696	15.570	17.290	52.556
11	19.823	15.503	15.052	50.378
12	19.604	15.432	14.958	49.994
13	19.778	15.942	15.319	51.039

Laps	Sector 1	Sector 2	Sector 3	Lap Time
No.375 Montoya Sebastian				
1	21.698	16.020	16.254	53.972
2	19.776	15.390	15.298	50.464
3	20.036	15.692	15.638	51.366
4	19.620	15.298	15.012	49.930
5	19.531	15.273	14.938	49.742
6	19.557	15.256	14.974	49.787
7	19.469	15.173	14.932	49.574
8	19.484	15.160	14.886	49.530
9	19.445	15.197	14.920	49.562
10	19.421	15.248	14.902	49.571
11	19.461	15.121	14.856	49.438
12	19.434	15.065	14.869	49.368
13	19.378	15.146	15.222	49.746

Laps	Sector 1	Sector 2	Sector 3	Lap Time
No.377 Shevrytalov Iaroslav				
1	22.308	16.888	16.039	55.235
2	19.982	15.847	16.126	51.955
3	19.782	15.480	15.621	50.883
4	19.962	15.352	15.627	50.941
5	19.612	15.325	15.169	50.106
6	19.616	15.247	15.044	49.907
7	19.544	15.233	15.495	50.272
8	19.705	15.705	15.040	50.450
9	19.874	15.399	14.936	50.209
10	19.693	15.446	15.535	50.674
11	19.576	15.143	14.893	49.612
12	19.539	15.181	15.057	49.777
13	20.310	16.503	15.307	52.120

Laps	Sector 1	Sector 2	Sector 3	Lap Time
No.378 Kamenev Oleg				
1	22.273	16.520	15.484	54.277
2	20.094	16.162	15.177	51.433
3	19.681	15.460	15.046	50.187
4	19.649	15.354	14.971	49.974
5	19.813	15.266	14.918	49.997

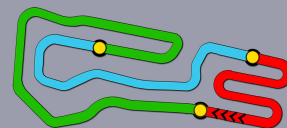


Scan this QR code for live timing



Timing service and charts editing provided by:

Federazione Italiana Cronometristi



OKJ

Qualifying Heats C-E Analysis

For information purposes. No official / regulatory value

Laps	Sector 1	Sector 2	Sector 3	Lap Time
6	19.479	15.192	14.971	49.642
7	19.465	15.189	14.829	49.483
8	19.428	15.201	14.873	49.502
9	19.417	15.130	14.869	49.416
10	19.494	15.241	14.839	49.574
11	19.517	15.122	14.874	49.513
12	19.440	15.212	14.879	49.531
13	19.429	15.120	14.832	49.381

Laps	Sector 1	Sector 2	Sector 3	Lap Time
8	19.480	15.344	14.947	49.771
9	19.463	15.117	15.701	50.281
10	20.175	15.891	15.304	51.370
11	19.528	15.279	15.095	49.902
12	19.766	15.374	14.974	50.114
13	19.799	15.570	15.198	50.567

No.380 Dimitrov Georgi

1	21.706	16.002	15.255	52.963
2	19.786	15.448	15.035	50.269
3	19.550	15.325	14.971	49.846
4	19.480	15.259	15.244	49.983
5	19.448	15.195	14.964	49.607
6	19.560	15.245	14.932	49.737
7	19.466	15.157	15.401	50.024
8	19.761	15.170	15.225	50.156
9	19.409	15.133	14.858	49.400
10	19.385	15.209	14.832	49.426
11	19.401	15.128	14.879	49.408
12	19.460	15.167	14.837	49.464
13	19.416	15.131	14.852	49.399

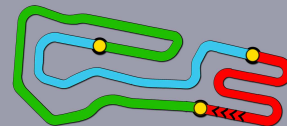
No.381 Novozhilov Dmitrii

1	22.993	16.035	15.865	54.893
2	20.355	15.677	15.083	51.115
3	19.721	15.458	14.908	50.087
4	19.576	15.584	15.482	50.642
5	20.228	15.372	15.001	50.601
6	19.526	15.269	14.938	49.733
7	19.480	15.232	14.888	49.600
8	19.431	15.238	14.830	49.499
9	19.381	15.184	14.814	49.379
10	19.397	15.149	14.808	49.354
11	19.452	15.182	14.789	49.423
12	19.353	15.166	14.792	49.311
13	19.284	15.156	14.913	49.353

No.391 Haralampiev Maksim

1	23.558	16.952	15.611	56.121
2	20.033	15.903	15.657	51.593
3	19.843	15.617	15.112	50.572
4	19.579	15.425	15.043	50.047
5	19.613	15.387	15.664	50.664
6	19.526	15.496	15.121	50.143
7	19.542	15.198	15.232	49.972





OKJ

Qualifying Heats C-E Starting Grid

Document 30.1 OFFICIAL

310	Hantke Niko Tony Kart / Parilla / Bridgestone		17	378	Kamenev Oleg Tony Kart / Vortex / Bridgestone		114 Points	
313	Hunecke Daniel Tony Kart / Vortex / Bridgestone		16	368	Scionti Enzo Tony Kart / Vortex / Bridgestone			
377	Shevrtalov Iaroslav Birel / Tm / Bridgestone		15	371	Broer Cherine Crg / Tm / Bridgestone			
333	Shaparov Roman Energy / Tm / Bridgestone		14	391	Haralampiev Maksim Exprit / Tm / Bridgestone		118 Points	
316	Zhivnov Andrey Tony Kart / Vortex / Bridgestone		13	343	Gallo Paolo Ricciardo / Tm / Bridgestone		95 Points	
308	Siverholm William Tony Kart / Vortex / Bridgestone		124 Points	12	374	Bertocco Gregorio Tony Kart / Tm / Bridgestone		
350	Dijkstra Thomas Birel Art / Tm / Bridgestone		89 Points	11	357	Ressico D'Aloisio Birel / Tm / Bridgestone		127 Points
319	Zanfari Suleiman Tony Kart / Vortex / Bridgestone		78 Points	10	381	Novozhilov Dmitrii Tony Kart / Tm / Bridgestone		87 Points
373	Coertze Joshua Kosmic / Vortex / Bridgestone		109 Points	9	318	Victorsson Philip Kosmic / Tm / Bridgestone		96 Points
344	Fornaroli Leonardo Kr / Iame / Bridgestone		101 Points	8	336	Giardelli Luca Crg / Tm / Bridgestone		70 Points
309	Sasse Hugo Kr / Parilla / Bridgestone		49 Points	7	380	Dimitrov Georgi Exprit / Vortex / Bridgestone		37 Points
312	Knopp Josef Crg / Parilla / Bridgestone		107 Points	6	303	Øgaard Sebastian Tony Kart / Vortex / Bridgestone		51 Points
330	Wharton James Parolin / Parilla / Bridgestone		46 Points	5	332	Day Jamie Energy / Tm / Bridgestone		49 Points
325	Meguettounif Sami Formula K / Tm / Bridgestone		27 Points	4	320	Van't Hoff Dilano Exprit / Tm / Bridgestone		48 Points
375	Montoya Sebastian Tony Kart / Vortex / Bridgestone		65 Points	3	390	Barnard Taylor Kr / Parilla / Bridgestone		50 Points
346	Griggs Luca Exprit / Vortex / Bridgestone		10 Points	2	305	Beganovic Dino Tony Kart / Vortex / Bridgestone		31 Points
352	O'Sullivan Zak Fa Alonso / Vortex / Bridgestone		58 Points	1	353	Aron Paul Fa Alonso / Vortex / Bridgestone		22 Points

POLE POSITION



Start : 17/02 - 15:15 13 Laps = 15,600 Km

23rd WINTER CUP (ITA) 15-18/02/2018

Page 1 / 1

FICR

Apex Timing

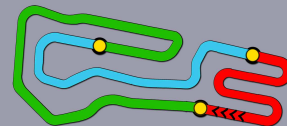


Scan this QR code for live timing



Timing service and charts editing provided by:

**Federazione Italiana
Cronometristi**



Qualifying Heats A-D

Document 42.1 OFFICIAL

OK DEF. RESULTS

Rnk	No.	Entrant	Nat E.	Driver	Nat D.	Equipment	Time	Laps	Best Lap	Gap	Interv.	Sector 1	Sector 2	Sector 3	Penalty	Points
1	▲5	337	ITA	Bortoletto Gabriel	BRA	Crg / Tm / Bridgestone	10:51.033	13	49.430			19.496	15.141	14.793		0
2	▲1	349	ITA	Pizzi Francesco	ITA	Birel Art / Tm / Bridgestone	10:51.180	13	49.323	0.147	0.147	19.381	15.171	14.771		2
3	▼1	362	ITA	Spina Alfio	ITA	Crg / Tm / Bridgestone	10:51.892	13	49.341	0.859	0.712	19.328	15.119	14.894		3
4	▼3	382	ITA	Mini Gabriele	ITA	Parolin / lame / Bridgestone	10:52.591	13	49.310	1.558	0.699	19.418	15.154	14.738		4
5	▼1	347	ITA	Van Hoepen Laurens	ITA	Tony Kart / Vortex / Bridgestone	10:53.416	13	49.333	2.383	0.825	19.448	15.090	14.795		5
6	▲1	383	ITA	Cenedese Alessandro	ITA	Parolin / lame / Bridgestone	10:54.769	13	49.455	3.736	1.353	19.407	15.161	14.887		6
7	▲7	301	ITA	Gomez Gutierrez	ITA	Fa Kart / lame / Bridgestone	10:55.908	13	49.548	4.875	1.139	19.486	15.237	14.825		7
8	▲4	389	SWE	Amand Marcus	ITA	Kr / Parilla / Bridgestone	10:56.367	13	49.452	5.334	0.459	19.430	15.182	14.840		8
9	▼4	366	ITA	Bedrin Nikita	ITA	Tony Kart / Vortex / Bridgestone	11:00.109	13	49.501	9.076	3.742	19.431	15.228	14.842		9
10	▲22	363	ITA	Hadrien David	ITA	Kosmic / Vortex / Bridgestone	11:00.309	13	49.397	9.276	0.200	19.422	15.131	14.844		10
11	▼2	335	ITA	Urbeltz Moar	ITA	Exprit / Tm / Bridgestone	11:00.548	13	49.558	9.515	0.239	19.507	15.176	14.875		11
12	▲7	334	ITA	Albanese Federico	ITA	Evokart / Tm / Bridgestone	11:00.880	13	49.528	9.847	0.332	19.455	15.167	14.906		12
13	▲11	348	ITA	Marti Sobrepera Josep	ITA	Tony Kart / Vortex / Bridgestone	11:01.987	13	49.716	10.954	1.107	19.596	15.306	14.814		13
14	▲19	341	ITA	Chiappini Tommaso	ITA	Formula K / Tm / Bridgestone	11:04.757	13	49.541	13.724	2.770	19.522	15.128	14.891		14
15	≡	345	ITA	Urbeltz Moar	ITA	Fa Kart / lame / Bridgestone	11:04.883	13	49.751	13.850	0.126	19.560	15.295	14.896		15
16	▲1	388	ITA	Balzarotti Alessandro	ITA	Kr / Parilla / Bridgestone	11:05.004	13	49.706	13.971	0.121	19.503	15.276	14.927		16
17	▲9	342	ITA	Dolischka Jorden	ITA	Kosmic / Vortex / Bridgestone	11:05.094	13	49.762	14.061	0.090	19.539	15.213	15.010		17
18	▲7	387	ITA	Gravlund Sebastian	ITA	Kr / Parilla / Bridgestone	11:06.243	13	49.667	15.210	1.149	19.543	15.279	14.845		18
19	▼9	377	ITA	Soldatov Maksim	ITA	Tony Kart / Vortex / Bridgestone	10:56.394	13	49.278	15.361	0.151	19.402	15.059	14.817	+10.000	19
20	▲10	326	ITA	Pons Lucas	ITA	Crg / Parilla / Bridgestone	11:07.500	13	49.807	16.467	1.106	19.584	15.322	14.901		20
21	▲6	386	ITA	Tohum Arthur	ITA	Jesolo / Tm / Bridgestone	11:07.661	13	49.829	16.628	0.161	19.599	15.292	14.938		21
22	▼2	331	ITA	Mansell Christian	ITA	Parolin / Parilla / Bridgestone	11:08.153	13	49.838	17.120	0.492	19.479	15.338	15.021		22
23	▲8	311	ITA	Zug Lilly	ITA	Kr / Parilla / Bridgestone	11:08.277	13	49.888	17.244	0.124	19.581	15.462	14.845		23
24	▼3	361	ITA	Giovane Elio	ITA	Crg / Tm / Bridgestone	11:08.593	13	49.806	17.560	0.316	19.566	15.253	14.987		24
25	▲10	360	ITA	Maxson Tyler	ITA	Crg / Tm / Bridgestone	11:08.908	13	49.872	17.875	0.315	19.601	15.310	14.961		25
26	▼8	370	ITA	Variawa Saood	ITA	Crg / Tm / Bridgestone	11:09.778	13	49.793	18.745	0.870	19.559	15.338	14.896		26
27	▲1	339	ITA	Pingasov Miron	ITA	Exprit / Vortex / Bridgestone	11:02.547	13	49.532	21.514	2.769	19.480	15.213	14.839	+10.000	27
28	▼15	376	ITA	Dubynin Andrey	ITA	Tony Kart / Tm / Bridgestone	11:04.286	13	49.614	23.253	1.739	19.533	15.143	14.938	+10.000	28
29	▼6	384	ITA	Siksnelis Kajus	ITA	Parolin / Vortex / Bridgestone	11:08.037	13	49.769	27.004	3.751	19.502	15.255	15.012	+10.000	29
30	▼8	364	ITA	Contecha Diego	ITA	Tony Kart / Vortex / Bridgestone	10:11.155	12	49.560	1 Lap	1 Lap	19.496	15.190	14.874		30
31	▼20	338	ITA	Putera Adam	ITA	Crg / Tm / Bridgestone	5:11.006	6	49.961	7 Laps	6 Laps	19.640	15.374	14.947		31
32	▼24	322	ITA	Camara Rafael	ITA	Kosmic / Vortex / Bridgestone	5:11.942	6	49.986	7 Laps	0.936	19.654	15.391	14.941		32
33	▲1	302	ITA	Tarillion Maximilian	ITA	Parolin / lame / Bridgestone	3:35.517	4	50.427	9 Laps	2 Laps	19.711	15.632	15.084		33
34	▼18	369	ITA	Montenegro Ignacio	ITA	Tony Kart / Vortex / Bridgestone		0		13 Laps	4 Laps					34
35	▼6	328	ITA	Gilles Stadsbader	ITA	Tony Kart / Vortex / Bridgestone		0		13 Laps	0.000					35

No.306 Soldatov Maksim : Time penalty of 10". According to steward's decision n°99

No.339 Pingasov Miron : Time penalty of 10". According to steward's decision n°100

No.376 Dubynin Andrey : Time penalty of 10". According to steward's decision n°101

No.384 Siksnelis Kajus : Time penalty of 10". According to steward's decision n°102

Leaders : No.382 Mini Gabriele (1-4) / No.362 Spina Alfio (5-5) / No.337 Bortoletto Gabriel (6-13)

Start Time : 17/02 - 14:56:05

Best Lap : No.306 Soldatov Maksim 49.278 87,66 Kph

Weather : Slightly cloudy Air : 5°C Track : Dry

Event Record : No.382 Mini Gabriele 48.824 88,48 Kph

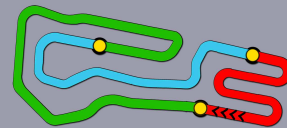


Scan this QR code for live timing



Timing service and charts editing provided by:

Federazione Italiana Cronometristi



OKJ

Qualifying Heats A-D Lap Chart

For information purposes. No official / regulatory value

	1	2	3	4	5	6	7	8	9	10	11	12	13	14	15	16	17	18	19	20	21	22	23	24	25	26	27	28	29	30	31	32	33	34	35
Grid	382	362	349	347	366	337	383	322	335	306	338	389	376	301	345	369	388	370	334	331	361	364	384	348	387	342	386	339	328	326	311	363	341	302	360
Start	382	362	349	366	347	383	337	322	335	306	338	389	301	376	370	345	388	334	331	364	361	348	342	339	326	387	363	386	311	341	302	384	360		
Lap 1 Interval	382	349	366	362	337	383	347	322	335	301	306	338	389	376	388	370	345	364	334	361	348	342	339	363	386	326	331	387	341	311	302	360	384	384	
Lap 2	382	349	366	362	337	347	383	322	335	301	306	389	338	376	388	345	364	334	370	348	342	339	363	386	326	331	387	341	311	302	360	384	361	361	
Lap 3	382	349	366	362	337	347	383	335	301	322	306	389	338	376	388	345	364	334	370	348	342	363	339	386	326	331	387	341	311	302	360	384	361	361	
Lap 4	382	366	362	337	349	347	383	301	335	389	306	376	338	388	364	345	334	370	322	348	342	363	339	326	386	331	387	341	311	302	360	361	384	384	
Lap 5	362	366	337	382	349	347	383	301	335	389	306	376	338	388	364	345	370	334	322	348	363	342	339	386	326	331	341	311	387	360	361	384	384	384	
Lap 6	337	366	362	349	347	382	383	301	335	389	306	376	364	388	338	370	334	322	348	363	345	342	339	386	326	341	331	387	311	360	384	361	361	361	
Lap 7	337	366	349	362	382	383	347	301	335	306	389	376	334	363	364	388	370	348	342	339	345	386	326	341	331	387	311	384	360	361	361	361	361	361	
Lap 8	337	366	349	362	382	347	383	335	306	301	389	376	363	334	364	370	348	388	339	345	342	386	341	326	331	387	311	384	360	361	361	361	361	361	
Lap 9	337	349	366	362	382	347	383	301	389	306	335	376	363	334	364	348	339	370	345	342	388	341	386	326	331	387	384	311	360	361	361	361	361	361	
Lap 10	337	349	366	362	382	347	383	301	389	306	335	376	363	334	364	348	339	345	370	342	341	388	326	386	387	331	384	311	360	361	361	361	361	361	
Lap 11	337	349	362	382	347	366	383	301	389	306	335	363	376	334	364	348	339	345	341	342	388	326	386	387	331	370	384	311	360	361	361	361	361	361	
Lap 12	337	349	362	382	347	383	301	389	306	366	335	363	334	376	364	348	339	345	341	342	388	326	387	386	331	384	311	370	361	360	360	360	360	360	
Lap 13	337	349	362	382	347	383	301	389	306	366	363	335	334	348	339	376	341	345	388	342	387	326	386	384	331	311	361	360	370	370	370	370	370	370	

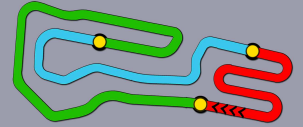


Scan this QR code for live timing



Timing service and charts editing provided by:

Federazione Italiana Cronometristi



OKJ

Qualifying Heats A-D Analysis

For information purposes. No official / regulatory value

Laps	Sector 1	Sector 2	Sector 3	Lap Time
No.301 Gomez Gutierrez				
1	22.186	16.166	15.965	54.317
2	19.867	15.467	14.988	50.322
3	19.599	15.357	15.442	50.398
4	19.584	15.275	14.927	49.786
5	19.514	15.300	14.853	49.667
6	19.486	15.237	14.825	49.548
7	19.507	15.257	14.804	49.568
8	19.457	15.252	16.049	50.758
9	19.862	15.233	14.859	49.954
10	19.531	15.233	14.879	49.643
11	19.531	15.213	14.806	49.550
12	19.458	15.228	14.917	49.603
13	19.536	15.248	14.995	49.779

Laps	Sector 1	Sector 2	Sector 3	Lap Time
No.302 Tarillion Maximilian				
1	22.819	17.207	16.224	56.250
2	20.631	15.965	15.264	51.860
3	19.961	15.711	15.137	50.809
4	19.711	15.632	15.084	50.427

Laps	Sector 1	Sector 2	Sector 3	Lap Time
No.306 Soldatov Maksim				
1	22.102	16.267	16.626	54.995
2	20.017	15.544	15.162	50.723
3	19.608	15.317	15.203	50.128
4	20.277	15.282	14.965	50.524
5	19.468	15.163	14.902	49.533
6	19.408	15.110	14.862	49.380
7	19.388	15.170	14.944	49.502
8	19.359	15.055	15.390	49.804
9	20.091	15.931	15.140	51.162
10	19.564	15.126	14.905	49.595
11	19.402	15.059	14.817	49.278
12	19.346	15.108	14.942	49.396
13	19.478	15.222	15.137	49.837

Laps	Sector 1	Sector 2	Sector 3	Lap Time
No.311 Zug Lilly				
1	22.527	16.959	16.612	56.098
2	20.471	15.902	15.392	51.765
3	19.946	15.605	15.254	50.805
4	19.731	15.541	15.221	50.493
5	19.723	15.496	15.536	50.755
6	19.761	15.750	15.457	50.968
7	19.768	15.479	15.061	50.308
8	19.699	15.438	15.261	50.398
9	20.012	15.440	15.037	50.489
10	19.571	15.406	14.977	49.954

Laps	Sector 1	Sector 2	Sector 3	Lap Time
11	19.581	15.462	14.845	49.888
12	19.688	15.505	15.030	50.223
13	19.668	15.427	15.074	50.169

Laps	Sector 1	Sector 2	Sector 3	Lap Time
No.322 Camara Rafael				
1	21.813	16.498	15.595	53.906
2	20.018	15.640	15.128	50.786
3	19.680	15.447	16.081	51.208
4	20.574	16.965	15.691	53.230
5	19.654	15.391	14.941	49.986
6	19.545	15.451	15.371	50.367

Laps	Sector 1	Sector 2	Sector 3	Lap Time
No.326 Pons Lucas				
1	22.122	17.150	16.023	55.295
2	20.289	15.870	15.256	51.415
3	19.824	15.598	15.169	50.591
4	19.938	15.996	15.176	51.110
5	19.823	15.484	15.410	50.717
6	19.717	15.339	14.942	49.998
7	19.663	15.362	14.912	49.937
8	19.723	15.420	15.291	50.434
9	19.594	15.287	15.298	50.179
10	19.813	15.657	15.014	50.484
11	19.620	15.574	15.049	50.243
12	19.584	15.322	14.901	49.807
13	20.334	15.839	15.465	51.638

Laps	Sector 1	Sector 2	Sector 3	Lap Time
No.331 Mansell Christian				
1	23.524	18.092	16.119	57.735
2	20.610	15.787	15.181	51.578
3	19.947	15.475	14.958	50.380
4	19.789	16.081	15.378	51.248
5	19.825	15.460	15.075	50.360
6	19.799	15.464	15.365	50.628
7	19.600	15.321	15.070	49.991
8	19.479	15.338	15.021	49.838
9	19.784	15.362	15.044	50.190
10	19.726	16.069	15.310	51.105
11	19.663	15.521	15.218	50.402
12	19.604	15.328	14.935	49.867
13	19.611	15.897	15.776	51.284

Laps	Sector 1	Sector 2	Sector 3	Lap Time
No.334 Albanese Federico				
1	22.880	17.055	15.749	55.684
2	20.163	16.287	15.339	51.789
3	19.722	15.368	14.993	50.083
4	19.546	15.482	15.277	50.305
5	19.543	15.252	15.265	50.060

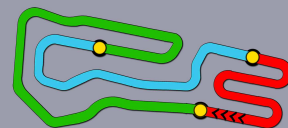
Laps	Sector 1	Sector 2	Sector 3	Lap Time
6	19.458	15.623	15.234	50.315
7	19.455	15.252	15.405	50.112
8	19.611	15.230	15.187	50.028
9	19.660	15.289	14.981	49.930
10	19.455	15.167	14.906	49.528
11	19.444	15.229	14.930	49.603
12	19.699	15.228	14.974	49.901
13	19.721	15.362	15.081	50.164

Laps	Sector 1	Sector 2	Sector 3	Lap Time
No.335 Hadjar Isac				
1	22.261	16.238	15.624	54.123
2	19.984	15.595	15.149	50.728
3	19.654	15.415	15.378	50.447
4	19.619	15.279	15.179	50.077
5	19.617	15.315	14.858	49.790
6	19.503	15.252	14.829	49.584
7	19.410	15.356	14.872	49.638
8	19.424	15.135	15.575	50.134
9	20.908	16.604	15.350	52.862
10	19.831	15.326	14.991	50.148
11	19.620	15.244	14.921	49.785
12	19.507	15.176	14.875	49.558
13	19.490	15.673	15.981	51.144

Laps	Sector 1	Sector 2	Sector 3	Lap Time
No.337 Bortoletto Gabriel				
1	21.415	15.866	15.157	52.438
2	19.816	15.463	14.886	50.165
3	19.504	15.269	14.957	49.730
4	19.392	15.361	14.998	49.751
5	19.541	15.462	15.054	50.057
6	19.585	15.188	15.033	49.806
7	19.577	15.171	14.806	49.554
8	19.496	15.141	14.793	49.430
9	19.617	15.186	14.830	49.633
10	19.531	15.205	14.794	49.530
11	19.519	15.229	14.769	49.517
12	19.459	15.174	14.806	49.439
13	19.529	15.176	14.966	49.671

Laps	Sector 1	Sector 2	Sector 3	Lap Time
No.338 Putera Adam				
1	22.058	16.416	16.328	54.802
2	20.405	15.653	15.682	51.740
3	19.640	15.374	14.947	49.961
4	19.532	15.340	15.229	50.101
5	19.756	15.710	15.097	50.563
6	19.736	16.175	15.113	51.024





OKJ

Qualifying Heats A-D Analysis

For information purposes. No official / regulatory value

Laps	Sector 1	Sector 2	Sector 3	Lap Time	Laps	Sector 1	Sector 2	Sector 3	Lap Time	Laps	Sector 1	Sector 2	Sector 3	Lap Time
No.339 Pingasov Miron														
1	22.176	16.962	16.121	55.259	2	20.398	15.711	15.154	51.263	4	19.583	15.254	16.056	50.893
2	20.175	15.832	15.457	51.464	3	19.983	15.468	14.954	50.405	5	19.585	15.434	15.539	50.558
3	19.678	15.535	15.652	50.865	4	19.522	15.881	15.134	50.537	6	19.664	15.262	14.818	49.744
4	20.085	15.836	15.081	51.002	5	19.590	15.398	15.000	49.988	7	19.455	15.176	14.847	49.478
5	19.604	15.283	14.947	49.834	6	19.563	16.065	16.195	51.823	8	19.386	15.188	14.809	49.383
6	19.573	15.326	14.900	49.799	7	20.187	15.392	15.706	51.285	9	19.567	15.185	14.921	49.673
7	19.481	15.460	15.064	50.005	8	19.769	15.347	14.991	50.107	10	19.471	15.186	14.815	49.472
8	19.964	15.300	14.968	50.232	9	19.625	15.566	15.075	50.266	11	19.463	15.138	14.773	49.374
9	19.604	15.460	14.954	50.018	10	19.565	15.444	14.894	49.903	12	19.381	15.171	14.771	49.323
10	19.537	15.242	14.889	49.668	11	19.590	15.358	14.912	49.860	13	19.486	15.166	14.793	49.445
11	19.488	15.218	14.881	49.587	12	19.560	15.295	14.896	49.751	No.360 Maxson Tyler				
12	19.480	15.213	14.839	49.532	13	19.592	15.499	16.124	51.215	1	22.908	17.179	16.172	56.259
13	19.655	15.364	15.206	50.225	No.347 Van Hoepen Laurens					2	20.846	16.017	15.406	52.269
No.341 Chiappini Tommaso														
1	22.716	16.842	16.166	55.724	1	21.960	16.218	15.301	53.479	3	19.961	15.592	15.732	51.285
2	20.426	15.918	15.368	51.712	2	19.836	15.603	15.036	50.475	4	19.870	15.570	15.170	50.610
3	19.906	15.602	15.143	50.651	3	19.594	15.278	14.860	49.732	5	19.753	15.478	15.112	50.343
4	19.542	15.678	15.617	50.837	4	19.524	15.239	14.808	49.571	6	19.703	15.410	15.080	50.193
5	19.633	15.406	15.148	50.187	5	19.431	15.217	15.260	49.908	7	19.608	15.441	15.451	50.500
6	19.607	15.399	15.078	50.084	6	19.838	15.319	15.091	50.248	8	19.672	15.337	15.172	50.181
7	19.535	15.235	14.965	49.735	7	19.459	15.175	15.466	50.100	9	19.773	15.472	15.301	50.546
8	19.536	15.412	14.974	49.922	8	19.421	15.132	14.788	49.341	10	19.606	15.325	14.995	49.926
9	19.424	15.306	15.243	49.973	9	19.440	15.147	14.778	49.365	11	19.601	15.310	14.961	49.872
10	19.981	15.374	14.944	50.299	10	19.408	15.199	15.006	49.613	12	19.960	15.407	15.146	50.513
11	19.558	15.287	14.993	49.838	11	19.536	15.381	15.672	50.589	13	19.835	15.297	14.997	50.129
12	19.522	15.128	14.891	49.541	12	19.589	15.144	14.763	49.496	No.361 Giovane Elio				
13	19.452	15.218	15.466	50.136	13	19.448	15.090	14.795	49.333	1	22.777	16.941	16.085	55.803
No.342 Dolischka Jorden														
1	22.468	17.060	16.222	55.750	No.348 Marti Sobrepera Josep					2	24.572	16.251	15.408	56.231
2	20.117	15.694	15.476	51.287	1	22.484	16.855	16.133	55.472	3	20.157	15.667	15.192	51.016
3	19.786	15.533	15.229	50.548	2	20.065	15.877	15.441	51.383	4	19.856	15.587	15.102	50.545
4	19.648	15.410	15.089	50.147	3	19.804	15.582	14.996	50.382	5	19.587	15.439	14.956	49.982
5	19.912	15.460	15.071	50.443	4	19.736	15.510	14.959	50.205	6	19.656	15.317	15.441	50.414
6	19.599	15.313	15.128	50.040	5	19.688	15.444	14.944	50.076	7	19.667	15.246	15.193	50.106
7	19.915	15.245	15.302	50.462	6	19.865	15.391	15.219	50.475	8	19.632	15.302	15.174	50.108
8	20.357	15.307	15.408	51.072	7	19.867	15.337	15.144	50.348	9	19.758	15.500	15.443	50.701
9	19.614	15.580	15.368	50.562	8	19.862	15.389	14.960	50.211	10	19.566	15.253	14.987	49.806
10	19.585	15.348	15.125	50.058	9	19.668	15.366	14.844	49.878	11	19.681	15.245	14.951	49.877
11	19.905	15.272	15.397	50.574	10	19.596	15.306	14.814	49.716	12	19.674	15.253	15.230	50.157
12	19.539	15.213	15.010	49.762	11	19.586	15.370	14.845	49.801	13	19.559	15.266	15.140	49.965
13	19.445	15.249	15.296	49.990	12	19.656	15.331	14.846	49.833	No.362 Spina Alfio				
No.345 Urbeltz Moar														
1	22.882	16.592	15.719	55.193	13	19.614	15.385	14.911	49.910	1	21.404	15.947	15.237	52.588
					No.349 Pizzi Francesco					2	19.700	15.520	15.011	50.231
					1	20.942	15.807	15.131	51.880	3	19.518	15.265	14.910	49.693
					2	19.743	15.475	14.932	50.150	4	19.441	15.315	15.039	49.795
					3	19.529	15.363	14.912	49.804	5	19.536	15.272	15.335	50.143

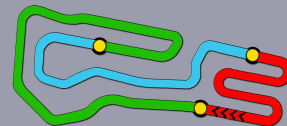


Scan this QR code for live timing



Timing service and charts editing provided by:

Federazione Italiana Cronometristi



OKJ

Qualifying Heats A-D Analysis

For information purposes. No official / regulatory value

Laps	Sector 1	Sector 2	Sector 3	Lap Time
13	19.987	15.910	15.467	51.364

No.387 Gravlund Sebastian

1	22.330	17.151	16.415	55.896
2	20.317	15.947	15.219	51.483
3	19.824	15.588	14.994	50.406
4	19.625	16.057	15.591	51.273
5	19.624	15.489	15.966	51.079
6	19.861	15.692	15.336	50.889
7	19.583	15.351	14.969	49.903
8	19.581	15.339	14.897	49.817
9	19.543	15.279	14.845	49.667
10	19.529	15.687	15.132	50.348
11	19.479	15.453	14.916	49.848
12	19.640	15.227	14.837	49.704
13	19.988	15.303	14.888	50.179

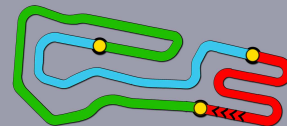
No.388 Balzarotti Alessandro

1	22.717	16.183	15.869	54.769
2	20.087	15.749	15.696	51.532
3	19.920	15.397	14.942	50.259
4	19.503	15.276	14.927	49.706
5	19.736	15.816	15.071	50.623
6	19.543	15.690	15.418	50.651
7	19.618	15.213	16.628	51.459
8	20.568	15.450	15.001	51.019
9	19.849	15.834	15.909	51.592
10	20.102	15.520	14.983	50.605
11	19.586	15.294	15.055	49.935
12	19.518	15.466	14.796	49.780
13	19.483	15.302	14.991	49.776

No.389 Amand Marcus

1	22.421	16.183	16.164	54.768
2	20.142	15.570	15.091	50.803
3	19.554	15.435	14.962	49.951
4	19.777	15.300	14.913	49.990
5	19.467	15.293	14.893	49.653
6	19.430	15.182	14.840	49.452
7	19.364	15.225	15.535	50.124
8	19.417	15.301	15.083	49.801
9	19.830	15.538	14.922	50.290
10	19.444	15.226	14.900	49.570
11	19.443	15.222	14.829	49.494
12	19.379	15.192	14.911	49.482
13	19.530	15.272	15.215	50.017





OKJ

Qualifying Heats A-D Starting Grid

Document 29.1 OFFICIAL

				18	360 Maxson Tyler Crg / Tm / Bridgestone	
302	Tarillion Maximilian Parolin / Iame / Bridgestone			17	341 Chiappini Tommaso Formula K / Tm / Bridgestone	122 Points
363	Hadrien David Kosmic / Vortex / Bridgestone	73 Points		16	311 Zug Lilly Kr / Parilla / Bridgestone	112 Points
326	Pons Lucas Crg / Parilla / Bridgestone			15	328 Gilles Stadsbader Tony Kart / Vortex / Bridgestone	
339	Pingasov Miron Exprit / Vortex / Bridgestone	108 Points		14	386 Tohum Arthur Jesolo / Tm / Bridgestone	118 Points
342	Dolischka Jorden Kosmic / Vortex / Bridgestone			13	387 Gravlund Sebastian Kr / Parilla / Bridgestone	113 Points
348	Marti Sobrepera Josep Tony Kart / Vortex / Bridgestone	121 Points		12	384 Siksnelis Kajus Parolin / Vortex / Bridgestone	117 Points
364	Contecha Diego Tony Kart / Vortex / Bridgestone	92 Points		11	361 Giovane Elio Crg / Tm / Bridgestone	
331	Mansell Christian Parolin / Parilla / Bridgestone	104 Points		10	334 Albanese Federico Evokart / Tm / Bridgestone	85 Points
370	Variawa Saood Crg / Tm / Bridgestone	96 Points		9	388 Balzarotti Alessandro Kr / Parilla / Bridgestone	103 Points
369	Montenegro Ignacio Tony Kart / Vortex / Bridgestone			8	345 Urbeltz Moar Fa Kart / Iame / Bridgestone	124 Points
301	Gomez Gutierrez Fa Kart / Iame / Bridgestone	31 Points		7	376 Dubynin Andrey Tony Kart / Tm / Bridgestone	94 Points
389	Amand Marcus Kr / Parilla / Bridgestone	39 Points		6	338 Putera Adam Crg / Tm / Bridgestone	99 Points
306	Soldatov Maksim Tony Kart / Vortex / Bridgestone	85 Points		5	335 Hadjar Isac Exprit / Tm / Bridgestone	102 Points
322	Camara Rafael Kosmic / Vortex / Bridgestone	63 Points		4	383 Cenedese Alessandro Parolin / Iame / Bridgestone	79 Points
337	Bortoleto Gabriel Crg / Tm / Bridgestone	24 Points		3	366 Bedrin Nikita Tony Kart / Vortex / Bridgestone	29 Points
347	Van Hoepen Laurens Tony Kart / Vortex / Bridgestone	77 Points		2	349 Pizzi Francesco Birel Art / Tm / Bridgestone	21 Points
362	Spina Alfio Crg / Tm / Bridgestone	82 Points		1	382 Mini Gabriele Parolin / Iame / Bridgestone	15 Points

POLE POSITION



Start : 17/02 - 14:55 13 Laps = 15,600 Km

23° WINTER CUP (ITA) 15-18/02/2018

Page 1 / 1

FICR

Apex Timing

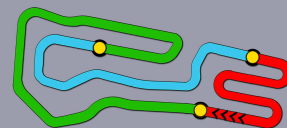


Scan this QR code for live timing



Timing service and charts editing provided by:

**Federazione Italiana
Cronometristi**



Qualifying Heats A-C

Document 41.1 OFFICIAL

OK DEF. RESULTS

Rnk	No.	Entrant	Nat	E. Driver	D. Equipment	Time	Laps	Best Lap	Gap	Interv.	Sector 1	Sector 2	Sector 3	Penalty	Points
1	▲5	390 KR MOTOR SPORT	ITA	Barnard Taylor	Kr / Parilla / Bridgestone	10:50.877	13	49.285			19.398	15.138	14.749		0
2	=	353 RICKY FLYNN MOTORSPORT	ITA	Aron Paul	Fa Alonso / Vortex / Bridgestone	10:51.150	13	49.327	0.273	0.273	19.393	15.147	14.787		2
3	▼2	382 PAROLIN RACING KART	ITA	Mini Gabriele	Parolin / Iame / Bridgestone	10:51.306	13	49.224	0.429	0.156	19.379	15.115	14.730		3
4	▲1	366 BABY RACE DRIVER ACADEMY	ITA	Bedrin Nikita	Tony Kart / Vortex / Bridgestone	10:52.555	13	49.245	1.678	1.249	19.311	15.117	14.817		4
5	▼1	305 WARD RACING	ITA	Beganovic Dino	Tony Kart / Vortex / Bridgestone	10:52.990	13	49.257	2.113	0.435	19.333	15.162	14.762		5
6	▼3	349 BIREL ART RACING	ITA	Pizzi Francesco	Birel Art / Tm / Bridgestone	10:53.120	13	49.248	2.243	0.130	19.406	15.116	14.726		6
7	▲1	320 FORZA RACING	ITA	Van't Hoff Dilano	Exprit / Tm / Bridgestone	10:53.332	13	49.161	2.455	0.212	19.280	15.112	14.769		7
8	▲6	380 TEAM OAKES	ITA	Dimitrov Georgi	Exprit / Vortex / Bridgestone	10:53.633	13	49.225	2.756	0.301	19.335	15.119	14.771		8
9	▲7	336 CRG SPA	ITA	Giardelli Luca	Crg / Tm / Bridgestone	10:56.774	13	49.361	5.897	3.141	19.432	15.154	14.775		9
10	▲10	381 KARTPROM	ITA	Novozhilov Dmitrii	Tony Kart / Tm / Bridgestone	11:01.515	13	49.463	10.638	4.741	19.462	15.224	14.777		10
11	▲7	318 WARD RACING	ITA	Victorsson Philip	Kosmic / Tm / Bridgestone	11:02.426	13	49.425	11.549	0.911	19.403	15.139	14.883		11
12	=	303 WARD RACING	ITA	Øgaard Sebastian	Tony Kart / Vortex / Bridgestone	11:02.551	13	49.325	11.674	0.125	19.445	15.114	14.766		12
13	▲14	386 TR MOTORSPORT	ITA	Tohum Arthur	Jesolo / Tm / Bridgestone	11:03.142	13	49.579	12.265	0.591	19.491	15.221	14.867		13
14	▲12	343 BIREL ART RACING	ITA	Gallo Paolo	Ricciardo / Tm / Bridgestone	11:03.498	13	49.457	12.621	0.356	19.404	15.141	14.912		14
15	▼5	332 ENERGY CORSE SRL	ITA	Day Jamie	Exprit / Tm / Bridgestone	10:53.706	13	49.168	12.829	0.208	19.362	15.049	14.757	+10.000	15
16	▼3	376 PRIMA RACING	ITA	Dubynin Andrey	Tony Kart / Tm / Bridgestone	10:53.905	13	49.270	13.028	0.199	19.402	15.080	14.788	+10.000	16
17	▲12	328 DAEMS RACING TEAM	ITA	Gilles Stadsbader	Tony Kart / Vortex / Bridgestone	11:03.930	13	49.544	13.053	0.025	19.473	15.302	14.769		17
18	▼7	338 CRG SPA	ITA	Putera Adam	Crg / Tm / Bridgestone	11:04.167	13	49.598	13.290	0.237	19.516	15.174	14.908		18
19	▲14	341 FORMULA K	ITA	Chiappini Tommaso	Formula K / Tm / Bridgestone	11:04.543	13	49.502	13.666	0.376	19.413	15.206	14.883		19
20	▲8	391 maxim racing sport	ITA	Haralampiev Maksim	Exprit / Tm / Bridgestone	11:04.702	13	49.511	13.825	0.159	19.451	15.179	14.881		20
21	▲13	378 ATLAS RACING TEAM	ITA	Kamenev Oleg	Tony Kart / Vortex / Bridgestone	11:04.813	13	49.464	13.936	0.111	19.489	15.163	14.812		21
22	▲1	384 PAROLIN POLAND	ITA	Siksnelis Kajus	Parolin / Vortex / Bridgestone	11:05.010	13	49.555	14.133	0.197	19.476	15.227	14.852		22
23	▲9	368 BABY RACE DRIVER ACADEMY	ITA	Scionti Enzo	Tony Kart / Vortex / Bridgestone	11:05.266	13	49.718	14.389	0.256	19.476	15.300	14.942		23
24	▼3	361 CRG SPA	ITA	Giovane Elio	Crg / Tm / Bridgestone	11:06.993	13	50.001	16.116	1.727	20.030	15.391	14.580		24
25	▲6	311 TB RACING TEAM	ITA	Zug Lilly	Kr / Parilla / Bridgestone	11:09.248	13	49.865	18.371	2.255	19.618	15.298	14.949		25
26	▲9	360 CRG SPA	ITA	Maxson Tyler	Crg / Tm / Bridgestone	11:10.570	13	49.971	19.693	1.322	19.577	15.359	15.035		26
27	▼8	334 EVOKART SRL	ITA	Albanese Federico	Evokart / Tm / Bridgestone	11:03.019	13	49.654	22.142	2.449	19.549	15.171	14.934	+10.000	27
28	▼4	374 BERTOCCO VINICIO	ITA	Bertocco Gregorio	Tony Kart / Tm / Bridgestone	11:07.489	13	49.844	26.612	4.470	19.575	15.379	14.890	+10.000	28
29	▲1	371 CRG HOLLAND	ITA	Broer Cherine	Crg / Tm / Bridgestone	11:10.394	13	50.065	29.517	2.905	19.676	15.346	15.043	+10.000	29
30	▼21	335 FORZA RACING	ITA	Hadjar Isac	Exprit / Tm / Bridgestone	8:24.239	10	49.259	3 Laps	3 Laps	19.451	15.094	14.714		30
31	▼6	387 KR MOTOR SPORT	ITA	Gravlund Sebastian	Kr / Parilla / Bridgestone	6:57.257	8	50.173	5 Laps	2 Laps	19.706	15.370	15.097		31
32	▼15	388 KR MOTOR SPORT	ITA	Balzarotti Alessandro	Kr / Parilla / Bridgestone	5:07.464	6	49.444	7 Laps	2 Laps	19.501	15.209	14.734		32
33	▼26	383 PAROLIN RACING KART	ITA	Cenedese Alessandro	Parolin / Iame / Bridgestone	1:46.749	2	51.062	11 Laps	4 Laps	19.749	15.610	15.703		33
34	▼19	345 DPK RACING	ITA	Urbeltz Moar	Fa Kart / Iame / Bridgestone	1:48.631	2	50.921	11 Laps	1.882	19.859	15.744	15.318		34
35	▼13	357 BIREL ART RACING	ITA	Ressico D'Aloisio	Birel / Tm / Bridgestone	1:48.939	2	50.633	11 Laps	0.308	20.147	15.463	15.023		35

No.332 Day Jamie : Time penalty of 10". According to steward's decision n°80

No.376 Dubynin Andrey : Time penalty of 10". According to steward's decision n°81

No.334 Albanese Federico : Time penalty of 10". According to steward's decision n°82

No.374 Bertocco Gregorio : Time penalty of 10". According to steward's decision n°83

No.371 Broer Cherine : Time penalty of 10". According to steward's decision n°84

Leaders : No.349 Pizzi Francesco (1-4) / No.353 Aron Paul (5-7) / No.390 Barnard Taylor (8-10) / No.353 Aron Paul (11-11) / No.390 Barnard Taylor (12-13)

Start Time : 17/02 - 13:02:27

Best Lap : No.320 Van't Hoff Dilano 49.161 87,87 Kph

Weather : Slightly cloudy Air : 5°C Track : Dry

Event Record : No.382 Mini Gabriele 48.824 88,48 Kph

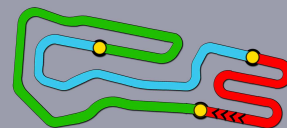


Scan this QR code for live timing



Timing service and charts editing provided by:

Federazione Italiana Cronometristi



OKJ

Qualifying Heats A-C Lap Chart

For information purposes. No official / regulatory value

	1	2	3	4	5	6	7	8	9	10	11	12	13	14	15	16	17	18	19	20	21	22	23	24	25	26	27	28	29	30	31	32	33	34	35
Grid	382	353	349	305	366	390	383	320	335	332	338	303	376	380	345	336	388	318	334	381	361	357	384	374	387	343	386	391	328	371	311	368	341	378	360
Start	382	349	366	353	383	305	390	335	338	320	332	376	345	303	388	334	380	336	361	318	381	357	387	384	386	328	374	343	311	341	391	371	360	368	378
Lap 1 Interval	349	366	353	382	305	390	383	335	320	338	332	380	303	388	376	345	334	336	357	318	381	387	386	343	361	328	384	374	341	391	360	368	371	311	378
Lap 2	349	353	382	390	366	305	335	383	320	338	380	388	332	303	376	345	334	336	318	381	343	387	361	386	384	328	341	374	360	368	391	371	378	311	
Lap 3	349	353	382	390	305	366	335	320	380	332	303	388	376	334	381	336	343	318	338	386	361	328	387	384	341	374	368	360	391	378	371	311			
Lap 4	349	353	382	390	305	366	320	380	332	303	388	376	334	381	336	343	318	386	361	338	328	387	384	341	384	368	391	374	378	371	360	311			
Lap 5	353	349	382	390	305	366	320	335	380	332	303	388	376	334	381	336	343	318	386	338	328	361	341	384	368	391	387	378	374	371	311	360			
Lap 6	353	382	390	349	305	320	366	335	380	332	303	388	376	381	336	334	343	318	386	338	328	361	341	384	368	391	378	387	374	311	371	360			
Lap 7	353	390	382	349	305	320	366	335	332	380	376	336	334	381	343	386	318	303	338	341	384	328	368	391	361	378	387	374	311	371	360				
Lap 8	390	353	349	382	305	320	366	335	332	380	376	336	334	381	343	386	318	303	338	341	384	328	368	391	378	361	387	374	311	371	360				
Lap 9	390	353	349	382	305	320	366	335	332	380	376	336	334	381	343	318	386	303	338	384	341	328	391	368	378	361	374	311	371	360					
Lap 10	390	353	382	305	366	320	349	335	332	380	376	336	381	334	343	318	386	303	338	384	328	341	391	378	368	361	374	311	360	371					
Lap 11	353	390	382	305	366	320	349	332	380	376	336	381	334	303	318	386	343	338	384	328	341	391	378	368	361	374	311	371	360						
Lap 12	390	353	382	366	305	349	320	332	380	376	336	381	334	303	318	386	343	338	328	384	341	391	378	368	361	374	311	371	360						
Lap 13	390	353	382	366	305	349	320	380	332	376	336	381	318	303	334	386	343	328	338	341	391	378	384	368	361	374	311	371	360						

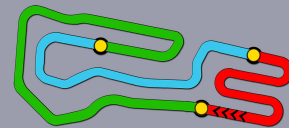


Scan this QR code for live timing



Timing service and charts editing provided by:

Federazione Italiana Cronometristi



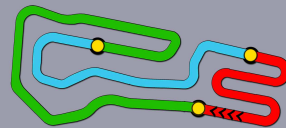
OKJ

Qualifying Heats A-C Analysis

For information purposes. No official / regulatory value

Laps	Sector 1	Sector 2	Sector 3	Lap Time	Laps	Sector 1	Sector 2	Sector 3	Lap Time	Laps	Sector 1	Sector 2	Sector 3	Lap Time
No.303 Ögaard Sebastian					2	19.918	15.584	15.460	50.962	4	19.476	15.211	14.867	49.554
1	22.176	16.091	15.736	54.003	3	19.618	15.793	16.569	51.980	5	19.363	15.168	14.865	49.396
2	20.527	15.620	15.327	51.474	4	19.748	15.466	14.949	50.163	6	19.465	15.083	15.350	49.898
3	19.579	15.759	14.899	50.237	5	19.481	15.245	14.877	49.603	7	19.503	15.159	14.812	49.474
4	19.586	15.245	14.803	49.634	6	19.472	15.209	14.798	49.479	8	19.362	15.049	14.757	49.168
5	19.501	15.154	14.815	49.470	7	19.626	15.449	16.032	51.107	9	19.403	15.018	14.792	49.213
6	19.402	15.149	15.268	49.819	8	19.516	15.300	14.814	49.630	10	19.366	15.038	14.973	49.377
7	19.378	15.278	20.869	55.525	9	19.419	15.182	14.875	49.476	11	19.699	15.091	14.743	49.533
8	19.916	15.262	14.899	50.077	10	19.403	15.139	14.883	49.425	12	19.387	15.143	15.165	49.695
9	19.451	15.180	14.780	49.411	11	19.633	15.297	16.115	51.045	13	19.544	15.114	15.433	50.091
10	19.445	15.114	14.766	49.325	12	19.642	15.809	15.381	50.832	No.334 Albanese Federico				
11	19.408	15.154	15.259	49.821	13	19.727	15.264	15.006	49.997	1	22.716	16.784	15.655	55.155
12	19.546	15.697	15.442	50.685	No.320 Van't Hoff Dilano					2	19.802	15.646	15.319	50.767
13	20.023	15.382	14.930	50.335	1	22.021	15.848	15.774	53.643	3	19.895	15.670	16.120	51.685
No.305 Beganovic Dino					2	19.749	15.469	15.520	50.738	4	19.629	15.323	15.039	49.991
1	21.306	15.946	15.845	53.097	3	19.707	15.238	14.838	49.783	5	19.537	15.245	14.947	49.729
2	19.847	16.007	15.226	51.080	4	19.478	15.128	14.917	49.523	6	19.554	15.252	15.424	50.230
3	19.540	15.357	14.910	49.807	5	19.851	15.209	15.086	50.146	7	19.802	15.324	15.229	50.355
4	19.375	15.210	14.794	49.379	6	19.471	15.152	14.812	49.435	8	19.552	15.203	14.923	49.678
5	19.333	15.162	14.762	49.257	7	19.416	15.058	14.729	49.203	9	19.549	15.171	14.934	49.654
6	19.414	15.223	15.098	49.735	8	19.336	15.098	14.802	49.236	10	19.536	15.201	15.330	50.067
7	19.407	15.177	14.769	49.353	9	19.280	15.112	14.769	49.161	11	19.612	15.229	16.017	50.858
8	19.346	15.384	15.314	50.044	10	19.355	15.131	15.683	50.169	12	19.891	15.892	15.176	50.959
9	19.415	15.140	14.822	49.377	11	19.362	15.161	14.867	49.390	13	20.244	15.617	15.079	50.940
10	19.417	15.177	15.472	50.066	12	19.445	15.426	15.656	50.527	No.335 Hadjar Isac				
11	19.446	15.115	14.851	49.412	13	19.433	15.249	15.232	49.914	1	21.815	15.839	16.020	53.674
12	19.465	15.539	15.332	50.336	No.328 Gilles Stadsbader					2	19.809	15.507	15.125	50.441
13	19.403	15.602	15.112	50.117	1	22.006	17.334	15.992	55.332	3	19.639	15.308	14.908	49.855
No.311 Zug Lilly					2	20.333	16.799	15.149	52.281	4	19.504	15.204	15.086	49.794
1	22.362	18.446	16.686	57.494	3	19.767	15.716	15.425	50.908	5	20.159	15.301	15.131	50.591
2	20.762	16.112	15.387	52.261	4	19.687	15.419	14.894	50.000	6	19.845	15.231	14.955	50.031
3	20.003	15.862	16.038	51.903	5	19.876	15.421	14.864	50.161	7	19.504	15.177	14.735	49.416
4	19.857	15.646	15.370	50.873	6	19.708	15.392	15.241	50.341	8	19.513	15.169	14.758	49.440
5	20.004	15.507	14.993	50.504	7	19.802	15.750	15.392	50.944	9	19.451	15.094	14.714	49.259
6	19.626	15.451	15.019	50.096	8	19.663	15.290	14.842	49.795	10	19.419	15.103	15.006	49.528
7	20.030	15.502	14.879	50.411	9	19.473	15.302	14.769	49.544	No.336 Giardelli Luca				
8	19.633	15.423	15.140	50.196	10	19.594	15.383	14.784	49.761	1	22.652	16.720	15.641	55.013
9	19.717	15.491	15.236	50.444	11	19.504	15.290	14.818	49.612	2	20.276	15.839	15.088	51.203
10	19.765	15.390	14.895	50.050	12	19.535	15.295	14.991	49.821	3	19.559	15.832	16.555	51.946
11	19.736	15.486	14.864	50.086	13	19.601	15.734	15.202	50.537	4	19.703	15.397	14.779	49.879
12	19.627	15.364	14.932	49.923	No.332 Day Jamie					5	19.455	15.255	14.794	49.504
13	19.618	15.298	14.949	49.865	1	22.219	15.862	15.907	53.988	6	19.428	15.274	14.908	49.610
No.318 Victorsson Philip					2	20.276	15.621	15.591	51.488	7	19.636	15.261	14.985	49.882
1	22.323	17.041	15.753	55.117	3	19.592	15.590	15.105	50.287	8	19.467	15.181	14.776	49.424





OKJ

Qualifying Heats A-C Analysis

For information purposes. No official / regulatory value

Laps	Sector 1	Sector 2	Sector 3	Lap Time
9	19.432	15.154	14.775	49.361
10	19.487	15.191	14.798	49.476
11	19.510	15.192	14.742	49.444
12	19.458	15.219	14.759	49.436
13	19.459	15.200	14.719	49.378

No.338 Putera Adam

1	21.963	15.855	16.304	54.122
2	19.941	15.524	15.173	50.638
3	19.792	15.296	15.810	54.898
4	20.168	15.635	15.288	51.091
5	19.950	15.352	15.114	50.416
6	19.910	15.339	15.177	50.426
7	19.823	15.380	15.002	50.205
8	19.530	15.219	14.987	49.736
9	19.559	15.185	15.036	49.780
10	19.516	15.174	14.908	49.598
11	19.497	15.206	14.897	49.600
12	19.475	15.331	15.666	50.472
13	19.527	15.620	15.716	50.863

No.341 Chiappini Tommaso

1	22.162	17.485	16.158	55.805
2	20.288	16.229	15.352	51.869
3	19.827	15.772	15.340	50.939
4	19.897	15.597	15.005	50.499
5	19.901	15.376	14.893	50.170
6	19.421	15.310	14.969	49.700
7	19.728	15.520	14.990	50.238
8	19.413	15.206	14.883	49.502
9	19.483	15.346	15.222	50.051
10	19.599	15.240	15.068	49.907
11	19.760	15.399	14.841	50.000
12	19.405	15.376	14.925	49.706
13	19.537	15.628	15.645	50.810

No.343 Gallo Paolo

1	21.401	17.398	15.918	54.717
2	20.176	15.509	15.226	50.911
3	19.646	15.792	15.383	50.821
4	19.674	15.421	15.001	50.096
5	19.425	15.226	14.943	49.594
6	19.404	15.141	14.912	49.457
7	19.691	15.452	15.799	50.942
8	19.380	15.260	14.908	49.548
9	19.371	15.173	15.004	49.548
10	19.423	15.294	14.985	49.702

Laps	Sector 1	Sector 2	Sector 3	Lap Time
11	19.585	15.266	16.483	51.334
12	19.972	15.719	15.345	51.036
13	19.828	15.686	15.159	50.673

No.345 Urbeltz Moar

1	23.097	16.403	15.542	55.042
2	19.859	15.744	15.318	50.921

No.349 Pizzi Francesco

1	20.954	15.792	15.114	51.860
2	19.744	15.468	15.015	50.227
3	19.754	15.410	14.857	50.021
4	19.610	15.283	14.851	49.744
5	19.593	15.224	15.202	50.019
6	19.828	15.408	15.224	50.460
7	19.453	15.139	14.672	49.264
8	19.512	15.373	15.113	49.998
9	19.406	15.116	14.726	49.248
10	19.527	15.248	16.406	51.181
11	19.546	15.230	14.704	49.480
12	19.400	15.257	15.418	50.075
13	19.415	15.316	15.094	49.825

No.353 Aron Paul

1	21.207	15.934	15.658	52.799
2	19.672	15.570	14.912	50.154
3	19.603	15.234	14.754	49.591
4	19.495	15.177	14.789	49.461
5	19.493	15.222	14.939	49.654
6	19.506	15.200	14.734	49.440
7	19.516	15.194	15.206	49.916
8	19.712	15.259	15.160	50.131
9	19.409	15.186	14.807	49.402
10	19.595	15.159	15.318	50.072
11	19.463	15.213	14.940	49.616
12	19.701	15.307	14.730	49.738
13	19.393	15.147	14.787	49.327

No.357 Ressico D'Aloisio

1	21.981	16.743	15.590	54.314
2	20.147	15.463	15.023	50.633

No.360 Maxson Tyler

1	22.119	17.616	16.328	56.063
2	20.409	15.871	15.997	52.277
3	20.417	15.595	15.320	51.332
4	19.850	16.817	15.661	52.328
5	20.218	15.536	15.154	50.908
6	19.622	15.343	15.151	50.116

Laps	Sector 1	Sector 2	Sector 3	Lap Time
7	19.869	15.717	15.219	50.805
8	19.569	15.420	15.035	50.024
9	19.531	15.536	15.113	50.180
10	19.703	15.312	15.014	50.029
11	19.561	15.538	15.734	50.833
12	19.577	15.359	15.035	49.971
13	19.505	15.473	15.118	50.096

No.361 Giovane Elio

1	22.341	18.386	15.911	56.638
2	20.400	15.691	15.184	51.275
3	20.312	15.832	14.980	51.124
4	20.093	15.538	14.885	50.516
5	20.516	15.602	14.713	50.831
6	19.953	15.482	14.892	50.327
7	20.595	15.853	15.178	51.626
8	20.045	15.630	14.789	50.464
9	20.030	15.391	14.580	50.001
10	20.108	15.466	14.785	50.359
11	20.084	15.424	14.682	50.190
12	20.090	15.342	14.675	50.107
13	20.042	15.478	14.714	50.234

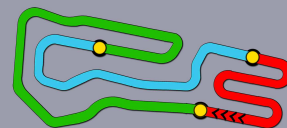
No.366 Bedrin Nikita

1	20.993	15.883	15.855	52.731
2	19.693	16.128	15.438	51.259
3	19.631	15.295	15.299	50.225
4	19.455	15.218	15.309	49.982
5	19.808	15.372	14.979	50.159
6	19.428	15.132	15.188	49.748
7	19.508	15.126	14.779	49.413
8	19.371	15.094	14.789	49.254
9	19.311	15.117	14.817	49.245
10	19.292	15.126	15.183	49.601
11	19.322	15.148	14.824	49.294
12	19.409	15.480	15.097	49.986
13	19.410	15.554	14.881	49.845

No.368 Scionti Enzo

1	22.111	17.434	16.357	55.902
2	20.406	16.048	15.733	52.187
3	19.987	15.627	15.184	50.798
4	19.927	15.538	14.956	50.421
5	19.663	15.478	14.980	50.121
6	19.534	15.336	14.898	49.768
7	19.619	15.547	14.989	50.155
8	19.476	15.300	14.942	49.718





OKJ

Qualifying Heats A-C Analysis

For information purposes. No official / regulatory value

Laps	Sector 1	Sector 2	Sector 3	Lap Time
12	20.144	15.523	15.303	50.970
13	19.901	15.601	15.039	50.541

Laps	Sector 1	Sector 2	Sector 3	Lap Time
12	19.451	15.179	14.881	49.511
13	19.664	15.373	15.679	50.716

No.387 Gravlund Sebastian

1	21.983	17.285	15.975	55.243
2	20.074	15.787	15.772	51.633
3	19.916	16.194	16.286	52.396
4	19.993	15.538	15.247	50.778
5	20.638	15.734	15.465	51.837
6	19.748	15.467	15.517	50.732
7	19.706	15.370	15.097	50.173
8	19.727	15.392	15.088	50.207

No.388 Balzarotti Alessandro

1	22.458	16.314	15.386	54.158
2	20.032	15.584	15.205	50.821
3	19.692	15.567	15.436	50.695
4	19.612	15.378	14.834	49.824
5	19.501	15.209	14.734	49.444
6	19.426	15.210	15.043	49.679

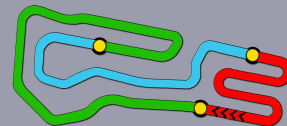
No.390 Barnard Taylor

1	21.757	15.745	15.771	53.273
2	19.727	15.555	15.089	50.371
3	19.550	15.241	14.784	49.575
4	19.418	15.176	14.863	49.457
5	19.441	15.174	14.739	49.354
6	19.572	15.285	14.794	49.651
7	19.373	15.103	14.856	49.332
8	19.416	15.286	15.069	49.771
9	19.407	15.164	14.897	49.468
10	19.529	15.183	15.404	50.116
11	19.394	15.172	15.198	49.764
12	19.542	15.127	14.760	49.429
13	19.398	15.138	14.749	49.285

No.391 Haralampiev Maksim

1	22.183	17.497	16.468	56.148
2	20.744	16.429	15.434	52.607
3	20.312	15.735	15.254	51.301
4	19.700	15.576	15.042	50.318
5	19.600	15.340	15.048	49.988
6	19.521	15.258	14.966	49.745
7	19.491	15.509	15.003	50.003
8	19.456	15.294	14.955	49.705
9	19.492	15.203	15.092	49.787
10	19.600	15.375	14.931	49.906
11	19.482	15.148	14.903	49.533





OKJ

Qualifying Heats A-C Starting Grid

Document 28.1 OFFICIAL

				18	360 Maxson Tyler Crg / Tm / Bridgestone	
378 Kamenev Oleg Tony Kart / Vortex / Bridgestone		114 Points		17	341 Chiappini Tommaso Formula K / Tm / Bridgestone	
368 Scionti Enzo Tony Kart / Vortex / Bridgestone				16	311 Zug Lilly Kr / Parilla / Bridgestone	
371 Broer Cherine Crg / Tm / Bridgestone				15	328 Gilles Stadsbader Tony Kart / Vortex / Bridgestone	
391 Haralampiev Makjsim Exprit / Tm / Bridgestone		118 Points		14	386 Tohum Arthur Jesolo / Tm / Bridgestone	
343 Gallo Paolo Ricciardo / Tm / Bridgestone		95 Points		13	387 Gravlund Sebastian Kr / Parilla / Bridgestone	
374 Bertocco Gregorio Tony Kart / Tm / Bridgestone				12	384 Siksnelis Kajus Parolin / Vortex / Bridgestone	
357 Ressico D'Aloisio Birel / Tm / Bridgestone		127 Points		11	361 Giovane Elio Crg / Tm / Bridgestone	
381 Novozhilov Dmitrii Tony Kart / Tm / Bridgestone		87 Points		10	334 Albanese Federico Evokart / Tm / Bridgestone	
318 Victorsson Philip Kosmic / Tm / Bridgestone		96 Points		9	388 Balzarotti Alessandro Kr / Parilla / Bridgestone	
336 Giardelli Luca Crg / Tm / Bridgestone		70 Points		8	345 Urbeltz Moar Fa Kart / lame / Bridgestone	
380 Dimitrov Georgi Exprit / Vortex / Bridgestone		37 Points		7	376 Dubynin Andrey Tony Kart / Tm / Bridgestone	
303 Ögaard Sebastian Tony Kart / Vortex / Bridgestone		51 Points		6	338 Putera Adam Crg / Tm / Bridgestone	
332 Day Jamie Energy / Tm / Bridgestone		49 Points		5	335 Hadjar Isac Exprit / Tm / Bridgestone	
320 Van't Hoff Dilano Exprit / Tm / Bridgestone		48 Points		4	383 Cenedese Alessandro Parolin / lame / Bridgestone	
390 Barnard Taylor Kr / Parilla / Bridgestone		50 Points		3	366 Bedrin Nikita Tony Kart / Vortex / Bridgestone	
305 Beganovic Dino Tony Kart / Vortex / Bridgestone		31 Points		2	349 Pizzi Francesco Birel Art / Tm / Bridgestone	
353 Aron Paul Fa Alonso / Vortex / Bridgestone		22 Points		1	382 Mini Gabriele Parolin / lame / Bridgestone	

POLE POSITION



Start : 17/02 - 13:00 13 Laps = 15,600 Km

23° WINTER CUP (ITA) 15-18/02/2018

Page 1 / 1

FICR

Apex Timing

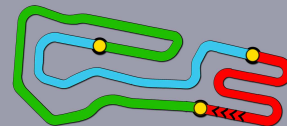


Scan this QR code for live timing



Timing service and charts editing provided by:

**Federazione Italiana
Cronometristi**



Qualifying Heats A-E

Document 40.1 OFFICIAL

OK DEF. RESULTS

Rnk	No.	Entrant	Nat E.	Driver	Nat D.	Equipment	Time	Laps	Best Lap	Gap	Interv.	Sector 1	Sector 2	Sector 3	Penalty	Points
1	382	PAROLIN RACING KART	ITA	Mini Gabriele	ITA	Parolin / Iame / Bridgestone	10:47.106	13	49.230			19.413	15.109	14.708		0
2	349	BIREL ART RACING	ITA	Pizzi Francesco	ITA	Birel Art / Tm / Bridgestone	10:47.377	13	49.229	0.271	0.271	19.430	15.106	14.693		2
3	346	LENNOX RACING TEAM	GBR	Griggs Luca	ITA	Exprit / Vortex / Bridgestone	10:48.590	13	49.303	1.484	1.213	19.440	15.113	14.750		3
4	330	PAROLIN RACING KART	ITA	Wharton James	AUS	Parolin / Parilla / Bridgestone	10:49.193	13	49.090	2.087	0.603	19.306	15.094	14.690		4
5	375	TONY KART RACING TEAM	ITA	Montoya Sebastian	ITA	Tony Kart / Vortex / Bridgestone	10:49.975	13	49.310	2.869	0.782	19.424	15.089	14.797		5
6	325	FORMULA K	ITA	Meguetounif Sami	FRA	Formula K / Tm / Bridgestone	10:51.690	13	49.043	4.584	1.715	19.279	15.030	14.734		6
7	366	BABY RACE DRIVER ACADEMY	ITA	Bedrin Nikita	ITA	Tony Kart / Vortex / Bridgestone	10:53.105	13	49.370	5.999	1.415	19.458	15.107	14.805		7
8	388	KR MOTOR SPORT	SWE	Balzarotti Alessandro	ITA	Kr / Parilla / Bridgestone	10:53.159	13	49.233	6.053	0.054	19.421	15.130	14.682		8
9	352	RICKY FLYNN MOTORSPORT	GBR	O'Sullivan Zak	ITA	Fa Alonso / Vortex / Bridgestone	10:53.225	13	49.173	6.119	0.066	19.383	15.086	14.704		9
10	309	TB RACING TEAM	DEU	Sasse Hugo	ITA	Kr / Parilla / Bridgestone	10:53.466	13	49.184	6.360	0.241	19.399	15.087	14.698		10
11	376	PAROLIN RACING KART	ITA	Cenedese Alessandro	ITA	Parolin / Iame / Bridgestone	10:54.285	13	49.393	7.179	0.819	19.430	15.140	14.823		11
12	373	RKT	ITA	Coertze Joshua	ZAF	Kosmic / Vortex / Bridgestone	10:58.140	13	49.435	11.034	3.855	19.417	15.221	14.797		12
13	334	EVOKART SRL	ITA	Albanese Federico	ITA	Evokart / Tm / Bridgestone	10:58.922	13	49.433	11.816	0.782	19.396	15.201	14.836		13
14	319	LOTUS	ITA	Zanfari Suleiman	ITA	Tony Kart / Vortex / Bridgestone	11:00.981	13	49.677	13.875	2.059	19.606	15.260	14.811		14
15	375	PRIMA RACING	ITA	Dubynin Andrey	RUS	Tony Kart / Tm / Bridgestone	11:01.133	13	49.659	14.027	0.152	19.504	15.315	14.840		15
16	387	KR MOTOR SPORT	SWE	Gravlund Sebastian	ITA	Kr / Parilla / Bridgestone	11:02.351	13	49.409	15.245	1.218	19.410	15.234	14.765		16
17	344	TEAM DRIVER RACING KART	ITA	Fornaroli Leonardo	ITA	Kr / Iame / Bridgestone	11:02.656	13	49.515	15.550	0.305	19.510	15.152	14.853		17
18	386	TR MOTORSPORT	ITA	Tohum Arthur	ITA	Jesolo / Tm / Bridgestone	11:03.363	13	49.643	16.257	0.707	19.463	15.318	14.862		18
19	335	FARZA RACING	ITA	Hadjar Isac	ITA	Exprit / Tm / Bridgestone	11:03.522	13	49.279	16.416	0.159	19.444	15.146	14.689	+10.000	19
20	338	CRG SPA	ITA	Putera Adam	ITA	Crg / Tm / Bridgestone	11:03.608	13	49.594	16.502	0.086	19.515	15.241	14.838		20
21	316	WARD RACING	SWE	Zhivnov Andrey	ITA	Tony Kart / Vortex / Bridgestone	11:03.622	13	49.601	16.516	0.014	19.431	15.113	15.057		21
22	384	PAROLIN POLAND	POL	Siksnelis Kajus	ITA	Parolin / Vortex / Bridgestone	11:04.030	13	49.698	16.924	0.408	19.539	15.285	14.874		22
23	350	BIREL ART RACING	ITA	Dijkstra Thomas	ITA	Birel Art / Tm / Bridgestone	11:04.152	13	49.738	17.046	0.122	19.948	15.323	14.467		23
24	311	TB RACING TEAM	ITA	Zug Lilly	ITA	Kr / Parilla / Bridgestone	11:06.604	13	49.988	19.498	2.452	19.696	15.405	14.887		24
25	310	HORST ALFRED	ITA	Hantke Niko	ITA	Tony Kart / Parilla / Bridgestone	11:06.816	13	49.693	19.710	0.212	19.507	15.264	14.922		25
26	333	ENERGY CORSE SRL	ITA	Shaparov Roman	ITA	Energy / Tm / Bridgestone	11:07.894	13	49.696	20.788	1.078	19.547	15.295	14.854		26
27	308	WARD RACING	SWE	Siverholm William	ITA	Tony Kart / Vortex / Bridgestone	11:09.324	13	49.443	22.218	1.430	19.476	15.165	14.802		27
28	377	ATLAS RACING TEAM	ITA	Shevyrtalov Iaroslav	ITA	Birel / Tm / Bridgestone	11:09.755	13	49.762	22.649	0.431	19.594	15.256	14.912		28
29	312	TB RACING TEAM	ITA	Knopp Josef	CZE	Crg / Parilla / Bridgestone	11:09.829	13	49.424	22.723	0.074	19.482	15.150	14.792		29
30	345	DPK RACING	ITA	Urbeltz Moar	ITA	Fa Kart / Iame / Bridgestone	11:02.171	13	49.699	25.065	2.342	19.588	15.330	14.781	+10.000	30
31	313	RMW MOTORSPORT	ITA	Hunecke Daniel	ITA	Tony Kart / Vortex / Bridgestone	11:12.579	13	50.112	25.473	0.408	19.647	15.407	15.058		31
32	360	CRG SPA	ITA	Maxson Tyler	USA	Crg / Tm / Bridgestone	11:12.787	13	49.647	25.681	0.208	19.503	15.164	14.980		32
33	361	CRG SPA	ITA	Giovane Elio	ITA	Crg / Tm / Bridgestone	4:20.815	5	50.152	8 Laps	8 Laps	19.654	15.461	15.037		33
34	328	DAEMS RACING TEAM	BEL	Gilles Stadsbader	ITA	Tony Kart / Vortex / Bridgestone	3:33.338	4	50.178	9 Laps	1 Lap	19.772	15.458	14.948		34
35	341	FORMULA K	ITA	Chiappini Tommaso	ITA	Formula K / Tm / Bridgestone	1:02.001	1	55.979	12 Laps	3 Laps	21.785	17.104	17.090		35

No.335 Hadjar Isac : Time penalty of 10". According to steward's decision n°68
 No.345 Urbeltz Moar : Time penalty of 10". According to steward's decision n°69

Leaders : No.349 Pizzi Francesco (1-5) / No.382 Mini Gabriele (6-13)

Start Time : 17/02 - 11:29:00

Best Lap : No.325 Meguetounif Sami 49.043 88,08 Kph

Weather : Slightly cloudy Air : 5°C Track : Dry

Event Record : No.382 Mini Gabriele 48.824 88,48 Kph

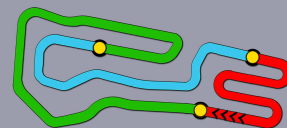


Scan this QR code for live timing



Timing service and charts editing provided by:

Federazione Italiana Cronometristi



OKJ

Qualifying Heats A-E Lap Chart

For information purposes. No official / regulatory value

	1	2	3	4	5	6	7	8	9	10	11	12	13	14	15	16	17	18	19	20	21	22	23	24	25	26	27	28	29	30	31	32	33	34	35
Grid	382	352	349	346	366	375	383	325	335	330	338	312	376	309	345	344	388	373	334	319	361	350	384	308	387	316	386	333	328	377	311	313	341	310	360
Start	382	349	366	352	346	383	375	325	335	338	376	330	345	312	388	309	334	344	373	361	319	384	350	387	308	386	328	316	311	341	333	377	360	313	310
Lap 1 Interval	349	382	366	346	375	352	383	330	376	325	335	388	309	334	345	344	373	361	308	338	319	384	386	350	316	311	328	387	313	341	377	333	310	360	
Lap 2	349	382	346	375	366	352	330	383	376	325	335	388	309	334	345	344	373	361	338	308	319	312	384	350	386	316	328	311	387	313	377	310	333	360	
Lap 3	349	382	346	375	366	330	383	352	376	325	335	388	309	334	345	344	373	361	319	384	350	386	328	316	311	387	338	312	313	310	377	333	308	360	
Lap 4	349	382	346	375	330	366	383	352	325	388	335	376	334	309	345	373	344	361	319	384	386	350	328	316	387	311	338	313	377	333	310	312	308	360	
Lap 5	349	382	346	375	330	366	383	352	325	388	335	376	309	334	345	373	344	361	319	384	386	350	387	316	338	311	377	310	313	312	333	308	360		
Lap 6	382	349	346	375	330	366	352	325	383	388	335	309	334	376	345	373	344	319	384	386	350	387	316	338	311	310	313	377	312	333	308	360			
Lap 7	382	349	346	375	330	366	352	325	388	335	383	309	334	345	373	376	344	319	384	386	350	387	316	338	311	310	313	333	312	377	308	360			
Lap 8	382	349	346	375	330	366	352	325	388	335	383	309	345	373	334	376	319	344	384	386	387	350	316	338	311	310	313	333	377	312	308	360			
Lap 9	382	349	346	375	330	366	352	325	388	335	383	309	373	334	319	376	345	344	384	386	387	350	316	338	311	310	333	313	377	312	308	360			
Lap 10	382	349	346	330	375	325	366	352	388	335	309	383	373	334	319	376	345	344	386	387	384	338	316	350	311	310	333	377	312	308	313	360			
Lap 11	382	349	346	330	375	325	366	352	388	335	309	383	373	334	319	376	345	344	387	386	338	384	316	350	311	310	333	377	312	308	313	360			
Lap 12	382	349	346	330	375	325	366	352	388	335	309	383	373	334	319	376	345	387	344	386	338	316	384	350	311	310	333	377	308	312	313	360			
Lap 13	382	349	346	330	375	325	366	388	352	309	335	383	373	334	319	376	345	387	344	386	338	316	384	350	311	310	333	308	377	312	313	360			

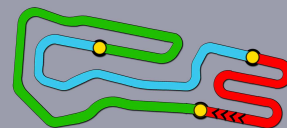


Scan this QR code for live timing



Timing service and charts editing provided by:

Federazione Italiana Cronometristi



OKJ

Qualifying Heats A-E Analysis

For information purposes. No official / regulatory value

Laps	Sector 1	Sector 2	Sector 3	Lap Time
No.330 Wharton James				
1	21.387	15.805	15.027	52.219
2	19.745	15.418	15.369	50.532
3	19.798	15.271	14.860	49.929
4	19.467	15.277	15.487	50.231
5	19.450	15.119	14.766	49.335
6	19.403	15.094	14.739	49.236
7	19.360	15.127	14.825	49.312
8	19.447	15.151	14.690	49.288
9	19.332	15.154	14.677	49.163
10	19.433	15.196	14.882	49.511
11	19.306	15.094	14.690	49.090
12	19.399	15.093	14.703	49.195
13	19.352	15.116	14.680	49.148

Laps	Sector 1	Sector 2	Sector 3	Lap Time
No.333 Shaparov Roman				
1	21.666	17.556	17.216	56.438
2	20.100	16.194	15.334	51.628
3	19.651	15.656	15.631	50.938
4	20.214	15.623	15.426	51.263
5	19.988	16.064	15.531	51.583
6	19.604	15.414	15.532	50.550
7	19.885	15.392	14.899	50.176
8	19.589	15.279	14.909	49.777
9	19.725	15.347	14.948	50.020
10	19.593	15.261	14.862	49.716
11	19.547	15.295	14.854	49.696
12	19.813	15.377	14.945	50.135
13	19.523	15.352	14.933	49.808

Laps	Sector 1	Sector 2	Sector 3	Lap Time
No.334 Albanese Federico				
1	21.810	16.813	15.999	54.622
2	19.831	15.499	15.047	50.377
3	19.566	15.339	14.960	49.865
4	19.546	15.420	15.268	50.234
5	19.486	15.254	15.398	50.138
6	19.738	15.756	15.078	50.572
7	19.845	15.299	15.517	50.661
8	20.321	15.399	15.132	50.852
9	19.562	15.260	14.947	49.769
10	19.481	15.262	14.890	49.633
11	19.396	15.201	14.836	49.433
12	19.496	15.209	14.897	49.602
13	19.488	15.162	14.915	49.565

Laps	Sector 1	Sector 2	Sector 3	Lap Time
No.335 Hadjar Isac				
1	22.500	16.327	15.331	54.158

Laps	Sector 1	Sector 2	Sector 3	Lap Time
2	19.823	15.474	14.975	50.272
3	19.631	15.304	15.246	50.181
4	20.189	15.478	15.176	50.843
5	19.615	15.354	14.983	49.952
6	19.472	15.200	14.798	49.470
7	19.555	15.203	14.946	49.704
8	19.454	15.156	14.772	49.382
9	19.450	15.135	14.707	49.292
10	19.444	15.146	14.689	49.279
11	19.474	15.133	14.728	49.335
12	19.459	15.137	14.774	49.370
13	19.403	15.140	15.201	49.744

Laps	Sector 1	Sector 2	Sector 3	Lap Time
No.338 Putera Adam				
1	23.414	17.289	15.780	56.483
2	20.065	15.896	15.195	51.156
3	20.170	15.551	18.051	53.772
4	20.264	15.768	15.283	51.315
5	19.783	15.401	14.860	50.044
6	19.667	15.266	14.838	49.771
7	19.515	15.241	14.838	49.594
8	19.531	15.206	14.874	49.611
9	19.750	15.190	15.146	50.086
10	19.589	15.196	14.858	49.643
11	19.466	15.261	14.942	49.669
12	19.474	15.469	14.858	49.801
13	19.527	15.126	15.353	50.006

Laps	Sector 1	Sector 2	Sector 3	Lap Time
No.341 Chiappini Tommaso				
1	21.785	17.104	17.090	55.979

Laps	Sector 1	Sector 2	Sector 3	Lap Time
No.344 Fornaroli Leonardo				
1	21.948	16.786	16.117	54.851
2	19.985	15.632	15.231	50.848
3	20.053	15.514	15.044	50.611
4	19.632	15.284	15.591	50.507
5	19.786	15.281	15.130	50.197
6	19.539	15.196	15.015	49.750
7	19.478	15.363	15.339	50.180
8	20.071	15.573	15.796	51.440
9	19.804	15.441	15.244	50.489
10	19.532	15.299	15.385	50.216
11	19.557	15.291	15.458	50.306
12	19.747	15.183	15.215	50.145
13	19.510	15.152	14.853	49.515

Laps	Sector 1	Sector 2	Sector 3	Lap Time
No.345 Urbeltz Moar				
1	22.137	16.686	16.342	55.165

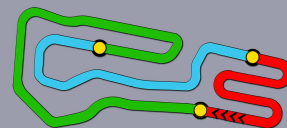
Laps	Sector 1	Sector 2	Sector 3	Lap Time
2	19.910	15.657	15.035	50.602
3	19.535	15.554	14.990	50.079
4	19.697	15.402	14.962	50.061
5	19.555	15.351	14.925	49.831
6	19.768	15.900	15.067	50.735
7	19.715	15.352	15.414	50.481
8	19.813	15.538	15.031	50.382
9	20.169	16.356	15.109	51.634
10	19.682	15.598	15.074	50.354
11	19.574	15.590	14.963	50.127
12	19.582	15.361	14.896	49.839
13	19.588	15.330	14.781	49.699

Laps	Sector 1	Sector 2	Sector 3	Lap Time
No.346 Griggs Luca				
1	20.805	15.685	15.528	52.018
2	19.726	15.408	14.982	50.116
3	19.586	15.307	14.921	49.814
4	19.544	15.246	14.874	49.664
5	19.510	15.189	14.929	49.628
6	19.499	15.227	14.830	49.556
7	19.457	15.146	14.810	49.413
8	19.449	15.139	14.800	49.388
9	19.440	15.113	14.750	49.303
10	19.456	15.089	14.794	49.339
11	19.431	15.125	14.772	49.328
12	19.487	15.163	14.774	49.424
13	19.479	15.128	14.777	49.384

Laps	Sector 1	Sector 2	Sector 3	Lap Time
No.349 Pizzi Francesco				
1	20.628	15.679	15.023	51.330
2	19.724	15.430	14.886	50.040
3	19.591	15.367	14.898	49.856
4	19.598	15.328	14.779	49.705
5	19.572	15.282	14.830	49.684
6	19.786	15.441	14.763	49.990
7	19.430	15.177	14.776	49.383
8	19.438	15.203	14.694	49.335
9	19.413	15.145	14.715	49.273
10	19.386	15.198	14.682	49.266
11	19.443	15.135	14.696	49.274
12	19.552	15.171	14.719	49.442
13	19.430	15.106	14.693	49.229

Laps	Sector 1	Sector 2	Sector 3	Lap Time
No.350 Dijkstra Thomas				
1	22.412	17.409	16.072	55.893
2	20.279	15.792	15.091	51.162
3	20.545	15.655	14.780	50.980





OKJ

Qualifying Heats A-E Analysis

For information purposes. No official / regulatory value

Laps	Sector 1	Sector 2	Sector 3	Lap Time
4	20.172	15.449	14.744	50.365
5	20.044	15.403	14.670	50.117
6	19.980	15.462	14.619	50.061
7	19.977	15.493	14.731	50.201
8	20.056	15.731	14.814	50.601
9	20.202	15.623	14.652	50.477
10	20.031	15.552	14.620	50.203
11	19.920	15.427	14.587	49.934
12	20.031	15.372	14.520	49.923
13	19.948	15.323	14.467	49.738

No.352 O'Sullivan Zak				
Laps	Sector 1	Sector 2	Sector 3	Lap Time
1	21.525	15.813	15.184	52.522
2	19.722	15.483	15.712	50.917
3	20.303	15.345	15.539	51.187
4	20.005	15.322	14.889	50.216
5	19.469	15.192	14.832	49.493
6	19.510	15.256	15.215	49.981
7	19.431	15.154	14.790	49.375
8	19.431	15.075	15.119	49.625
9	19.422	15.113	14.849	49.384
10	19.464	15.133	14.785	49.382
11	19.383	15.086	14.704	49.173
12	19.383	15.196	14.807	49.386
13	19.381	15.172	15.839	50.392

No.360 Maxson Tyler				
Laps	Sector 1	Sector 2	Sector 3	Lap Time
1	21.681	17.723	17.115	56.519
2	20.317	20.409	16.060	56.786
3	20.388	15.913	15.539	51.840
4	19.946	15.580	15.313	50.839
5	19.720	15.472	15.202	50.394
6	19.630	15.316	15.153	50.099
7	19.612	15.376	15.118	50.106
8	19.643	15.373	15.068	50.084
9	19.619	15.379	15.103	50.101
10	19.573	15.334	15.069	49.976
11	19.704	15.337	15.067	50.108
12	19.633	15.295	14.990	49.918
13	19.503	15.164	14.980	49.647

No.361 Giovane Elio				
Laps	Sector 1	Sector 2	Sector 3	Lap Time
1	21.998	16.686	16.110	54.794
2	20.066	15.592	15.212	50.870
3	19.982	15.565	15.178	50.725
4	19.654	15.461	15.037	50.152
5	19.869	15.365	15.039	50.273

No.366 Bedrin Nikita				
Laps	Sector 1	Sector 2	Sector 3	Lap Time
1	20.458	16.131	15.549	52.138
2	19.947	15.562	15.983	51.492
3	19.618	15.316	14.968	49.902
4	19.519	15.252	15.875	50.646
5	19.740	15.273	15.065	50.078
6	19.470	15.231	14.838	49.539
7	19.446	15.219	14.850	49.515
8	19.449	15.187	14.818	49.454
9	19.440	15.239	14.798	49.477
10	19.386	15.230	15.051	49.667
11	19.458	15.107	14.805	49.370
12	19.460	15.162	14.781	49.403
13	19.416	15.267	15.781	50.464

No.373 Coertze Joshua				
Laps	Sector 1	Sector 2	Sector 3	Lap Time
1	21.902	16.695	16.092	54.689
2	20.029	15.622	15.250	50.901
3	19.750	15.786	15.081	50.617
4	19.578	15.344	15.309	50.231
5	19.573	15.296	14.912	49.781
6	19.457	15.311	14.903	49.671
7	19.688	15.412	15.289	50.389
8	19.842	15.300	15.258	50.400
9	19.688	15.253	14.783	49.724
10	19.434	15.209	14.813	49.456
11	19.488	15.182	14.776	49.446
12	19.418	15.223	14.855	49.496
13	19.417	15.221	14.797	49.435

No.375 Montoya Sebastian				
Laps	Sector 1	Sector 2	Sector 3	Lap Time
1	21.154	15.787	15.316	52.257
2	19.706	15.509	15.184	50.399
3	19.533	15.311	14.967	49.811
4	19.607	15.229	14.935	49.771
5	19.514	15.170	14.914	49.598
6	19.518	15.172	14.839	49.529
7	19.487	15.112	14.860	49.459
8	19.482	15.142	14.869	49.493
9	19.468	15.127	14.876	49.471
10	19.476	15.137	15.130	49.743
11	19.513	15.098	14.786	49.397
12	19.424	15.089	14.797	49.310
13	19.489	15.155	14.797	49.441

No.376 Dubynin Andrey				
Laps	Sector 1	Sector 2	Sector 3	Lap Time
1	21.840	15.998	15.213	53.051

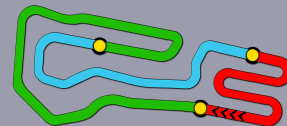
Laps	Sector 1	Sector 2	Sector 3	Lap Time
2	19.792	15.461	15.075	50.328
3	19.690	15.346	15.480	50.516
4	20.568	15.646	15.079	51.293
5	19.511	15.443	15.426	50.380
6	19.844	15.708	15.372	50.924
7	20.068	15.543	15.381	50.992
8	20.028	15.492	15.091	50.611
9	19.643	15.739	15.038	50.420
10	19.621	15.446	15.456	50.523
11	19.616	15.231	14.914	49.761
12	19.504	15.315	14.840	49.659
13	19.492	15.222	14.970	49.684

No.377 Shevyrtaov Iaroslav				
Laps	Sector 1	Sector 2	Sector 3	Lap Time
1	21.784	17.376	16.768	55.928
2	20.264	15.821	15.305	51.390
3	19.735	15.794	15.484	51.013
4	20.020	15.959	15.630	51.609
5	19.829	15.345	14.979	50.153
6	19.726	16.009	16.252	51.987
7	20.211	15.588	15.419	51.218
8	19.675	15.338	14.964	49.977
9	19.640	15.266	15.003	49.909
10	19.640	15.241	14.961	49.842
11	19.594	15.256	14.912	49.762
12	19.596	15.232	14.937	49.765
13	19.923	15.851	15.086	50.860

No.382 Mini Gabriele				
Laps	Sector 1	Sector 2	Sector 3	Lap Time
1	20.930	15.852	15.121	51.903
2	19.698	15.484	14.909	50.091
3	19.518	15.257	14.862	49.637
4	19.521	15.303	14.827	49.651
5	19.445	15.329	14.817	49.591
6	19.512	15.184	14.779	49.475
7	19.470	15.126	14.791	49.387
8	19.433	15.144	14.773	49.350
9	19.441	15.153	14.755	49.349
10	19.413	15.109	14.708	49.230
11	19.397	15.077	14.757	49.231
12	19.514	15.104	14.823	49.441
13	19.432	15.101	14.740	49.273

No.383 Cenedese Alessandro				
Laps	Sector 1	Sector 2	Sector 3	Lap Time
1	20.924	15.808	15.954	52.686
2	19.951	15.808	15.106	50.865
3	19.954	15.347	14.952	50.253





OKJ

Qualifying Heats A-E Analysis

For information purposes. No official / regulatory value

Laps	Sector 1	Sector 2	Sector 3	Lap Time
4	19.511	15.216	15.427	50.154
5	19.848	15.302	15.071	50.221
6	19.468	15.275	15.629	50.372
7	19.756	15.391	15.201	50.348
8	19.631	15.147	14.841	49.619
9	19.520	15.140	14.783	49.443
10	19.404	15.095	15.203	49.702
11	19.498	15.164	14.812	49.474
12	19.430	15.140	14.823	49.393
13	19.508	15.176	14.824	49.508

Laps	Sector 1	Sector 2	Sector 3	Lap Time
6	19.493	15.248	15.352	50.093
7	19.507	15.232	14.768	49.507
8	19.586	15.456	14.770	49.812
9	19.527	15.295	14.768	49.590
10	19.437	15.316	14.997	49.750
11	19.552	15.388	15.203	50.143
12	19.687	15.251	14.804	49.742
13	19.410	15.234	14.765	49.409

No.388 Balzarotti Alessandro

Laps	Sector 1	Sector 2	Sector 3	Lap Time
1	21.650	16.636	15.409	53.695
2	19.744	15.473	15.060	50.277
3	19.557	15.299	15.018	49.874
4	19.888	15.277	15.366	50.531
5	19.693	15.196	14.853	49.742
6	19.391	15.156	14.867	49.414
7	19.530	15.182	14.854	49.566
8	19.482	15.206	14.802	49.490
9	19.421	15.130	14.682	49.233
10	19.360	15.147	14.754	49.261
11	19.399	15.141	14.708	49.248
12	19.363	15.173	14.852	49.388
13	19.439	15.153	15.440	50.032

No.384 Siksnelis Kajus

Laps	Sector 1	Sector 2	Sector 3	Lap Time
1	22.354	17.322	16.118	55.794
2	20.037	15.922	15.269	51.228
3	19.894	15.613	15.293	50.800
4	19.656	15.385	15.029	50.070
5	19.664	15.438	14.949	50.051
6	19.575	15.325	14.897	49.797
7	19.509	15.357	14.914	49.780
8	19.595	15.348	15.305	50.248
9	19.976	15.368	15.194	50.538
10	19.593	15.435	15.649	50.677
11	20.017	15.357	15.445	50.819
12	19.895	15.408	14.912	50.215
13	19.539	15.285	14.874	49.698

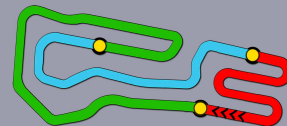
No.386 Tohum Arthur

Laps	Sector 1	Sector 2	Sector 3	Lap Time
1	21.754	17.310	16.180	55.244
2	20.106	15.922	15.711	51.739
3	20.002	15.537	15.247	50.786
4	19.717	15.398	14.907	50.022
5	19.602	15.440	14.890	49.932
6	19.527	15.356	14.824	49.707
7	19.463	15.318	14.862	49.643
8	19.530	15.330	15.203	50.063
9	20.086	15.419	15.091	50.596
10	19.634	15.507	15.027	50.168
11	19.598	15.320	15.482	50.400
12	19.664	15.554	14.837	50.055
13	19.563	15.219	15.215	49.997

No.387 Gravlund Sebastian

Laps	Sector 1	Sector 2	Sector 3	Lap Time
1	22.917	17.194	16.786	56.897
2	20.111	15.762	15.480	51.353
3	19.790	15.886	15.461	51.137
4	20.100	15.433	14.970	50.503
5	19.498	15.493	14.823	49.814





OKJ

Qualifying Heats A-E
Starting Grid

Document 27.1 OFFICIAL

				18	360 Maxson Tyler Crg / Tm / Bridgestone	
310 Hantke Niko Tony Kart / Parilla / Bridgestone				17	341 Chiappini Tommaso Formula K / Tm / Bridgestone	122 Points
313 Hunecke Daniel Tony Kart / Vortex / Bridgestone				16	311 Zug Lilly Kr / Parilla / Bridgestone	112 Points
377 Shevyrtalov Iaroslav Birel / Tm / Bridgestone				15	328 Gilles Stadsbader Tony Kart / Vortex / Bridgestone	
333 Shaparov Roman Energy / Tm / Bridgestone				14	386 Tohum Arthur Jesolo / Tm / Bridgestone	118 Points
316 Zhivnov Andrey Tony Kart / Vortex / Bridgestone				13	387 Gravlund Sebastian Kr / Parilla / Bridgestone	113 Points
308 Siverholm William Tony Kart / Vortex / Bridgestone	124 Points			12	384 Siksnelis Kajus Parolin / Vortex / Bridgestone	117 Points
350 Dijkstra Thomas Birel Art / Tm / Bridgestone	89 Points			11	361 Giovane Elio Crg / Tm / Bridgestone	
319 Zanfari Suleiman Tony Kart / Vortex / Bridgestone	78 Points			10	334 Albanese Federico Evokart / Tm / Bridgestone	85 Points
373 Coertze Joshua Kosmic / Vortex / Bridgestone	109 Points			9	388 Balzarotti Alessandro Kr / Parilla / Bridgestone	103 Points
344 Fornaroli Leonardo Kr / lame / Bridgestone	101 Points			8	345 Urbeltz Moar Fa Kart / lame / Bridgestone	124 Points
309 Sasse Hugo Kr / Parilla / Bridgestone	49 Points			7	376 Dubynin Andrey Tony Kart / Tm / Bridgestone	94 Points
312 Knopp Josef Crg / Parilla / Bridgestone	107 Points			6	338 Putera Adam Crg / Tm / Bridgestone	99 Points
330 Wharton James Parolin / Parilla / Bridgestone	46 Points			5	335 Hadjar Isac Exprit / Tm / Bridgestone	102 Points
325 Meguetounif Sami Formula K / Tm / Bridgestone	27 Points			4	383 Cenedese Alessandro Parolin / lame / Bridgestone	79 Points
375 Montoya Sebastian Tony Kart / Vortex / Bridgestone	65 Points			3	366 Bedrin Nikita Tony Kart / Vortex / Bridgestone	29 Points
346 Griggs Luca Exprit / Vortex / Bridgestone	10 Points			2	349 Pizzi Francesco Birel Art / Tm / Bridgestone	21 Points
352 O'Sullivan Zak Fa Alonso / Vortex / Bridgestone	58 Points			1	382 Mini Gabriele Parolin / lame / Bridgestone	15 Points

POLE POSITION



Start : 17/02 - 11:25 13 Laps = 15,600 Km

23rd WINTER CUP (ITA) 15-18/02/2018

Page 1 / 1

FICR

Apex Timing

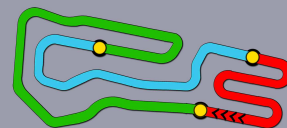


Scan this QR code for live timing



Timing service and charts editing provided by:

**Federazione Italiana
Cronometristi**



Qualifying Heats B-C

Document 39.1 OFFICIAL

OK DEF. RESULTS

Rnk	No.	Entrant	Nat E.	Driver	Nat D.	Equipment	Time	Laps	Best Lap	Gap	Interv.	Sector 1	Sector 2	Sector 3	Penalty	Points
1	=	304	WARD RACING		Smal Kirill	Tony Kart / Vortex / Bridgestone	10:46.439	13	49.181			19.373	15.097	14.711		0
2	=	353	RICKY FLYNN MOTORSPORT		Aron Paul	Fa Alonso / Vortex / Bridgestone	10:49.181	13	49.288	2.742	2.742	19.469	15.114	14.705		2
3	▲2	351	RICKY FLYNN MOTORSPORT		Askey Kai	Fa Alonso / Vortex / Bridgestone	10:49.795	13	49.276	3.356	0.614	19.466	15.048	14.762		3
4	▲5	367	BABY RACE DRIVER ACADEMY		Brizhan Alexey	Tony Kart / Vortex / Bridgestone	10:50.054	13	49.271	3.615	0.259	19.386	15.112	14.773		4
5	▼1	305	WARD RACING		Beganovic Dino	Tony Kart / Vortex / Bridgestone	10:51.169	13	49.138	4.730	1.115	19.364	15.055	14.719		5
6	=	390	KR MOTOR SPORT		Barnard Taylor	Kr / Parilla / Bridgestone	10:51.795	13	49.174	5.356	0.626	19.314	15.107	14.753		6
7	▼4	329	TB KART SRL		Villa Edoardo	Tb Kart / Tm / Bridgestone	10:53.126	13	49.464	6.687	1.331	19.420	15.202	14.842		7
8	▲3	385	ENERGY CORSE SRL		Paparo Michael	Energy / Tm / Bridgestone	10:53.205	13	49.224	6.766	0.079	19.420	15.067	14.737		8
9	▲5	380	TEAM OAKES		Dimitrov Georgi	Exprit / Vortex / Bridgestone	10:54.393	13	49.426	7.954	1.188	19.387	15.174	14.865		9
10	=	332	ENERGY CORSE SRL		Day Jamie	Energy / Tm / Bridgestone	10:54.507	13	49.229	8.068	0.114	19.354	15.065	14.810		10
11	▲1	303	WARD RACING		Øgaard Sebastian	Tony Kart / Tm / Bridgestone	10:54.691	13	49.110	8.252	0.184	19.379	15.034	14.697		11
12	▲3	355	RICKY FLYNN MOTORSPORT		Rees Matthew	Fa Alonso / Vortex / Bridgestone	10:56.601	13	49.433	10.162	1.910	19.464	15.147	14.822		12
13	▲9	357	BIREL ART RACING		Ressico D'Aloisio	Birel / Tm / Bridgestone	10:59.285	13	49.417	12.846	2.684	19.386	15.162	14.869		13
14	▲9	379	DR SRL		Primm Simon	Dr / Tm / Bridgestone	10:59.797	13	49.447	13.358	0.512	19.452	15.146	14.849		14
15	▲6	359	KOSKI MOTORSPORT		Mertsalmi Samuli	Tony Kart / Tm / Bridgestone	11:04.355	13	49.452	17.916	4.558	19.455	15.185	14.812		15
16	▲4	381	KARTPROM		Novozhilov Dmitrii	Tony Kart / Tm / Bridgestone	11:04.758	13	49.464	18.319	0.403	19.440	15.182	14.842		16
17	▲2	365	KSM SCHUMACHER RACING		Bertini Colla	Tony Kart / Vortex / Bridgestone	11:07.063	13	49.752	20.624	2.305	19.595	15.152	15.005		17
18	▲8	343	BIREL ART RACING		Gallo Paolo	Ricciardo / Tm / Bridgestone	11:07.219	13	49.638	20.780	0.156	19.500	15.290	14.848		18
19	▲15	378	ATLAS RACING TEAM		Kamenev Oleg	Tony Kart / Vortex / Bridgestone	11:07.372	13	49.623	20.933	0.153	19.570	15.176	14.877		19
20	▼13	354	RICKY FLYNN MOTORSPORT		Laursen Conrad	Fa Alonso / Vortex / Bridgestone	11:07.847	13	49.797	21.408	0.475	19.687	15.207	14.903		20
21	▼4	307	FORZA RACING		Kharitonov Tikhon	Exprit / Tm / Bridgestone	11:08.135	13	49.535	21.696	0.288	19.504	15.163	14.868		21
22	▼4	318	WARD RACING		Victorsson Philip	Kosmic / Tm / Bridgestone	11:08.371	13	49.715	21.932	0.236	19.449	15.277	14.989		22
23	▼7	336	CRG SPA		Giardelli Luca	Crg / Tm / Bridgestone	10:58.404	13	49.287	21.965	0.033	19.406	15.157	14.724	+10.000	23
24	▼11	356	CRG SPA		Trulli Enzo	Crg / Tm / Bridgestone	11:09.007	13	49.556	22.568	0.603	19.463	15.185	14.908		24
25	▲3	391	maxim racing sport		Haralampiev Maksim	Exprit / Tm / Bridgestone	11:09.093	13	49.659	22.654	0.086	19.523	15.240	14.896		25
26	▼2	374	BERTOCCO VINICIO		Bertocco Gregorio	Tony Kart / Tm / Bridgestone	11:09.971	13	49.998	23.232	0.578	19.629	15.414	14.955		26
27	▲2	321	FORZA RACING		Dufek Josh	Exprit / Tm / Bridgestone	11:09.978	13	49.716	23.539	0.307	19.456	15.287	14.973		27
28	▲4	368	BABY RACE DRIVER ACADEMY		Scionti Enzo	Tony Kart / Vortex / Bridgestone	11:10.065	13	49.802	23.626	0.087	19.560	15.373	14.869		28
29	▲2	340	RTG KART SPORT		Jaromin David	Crg / Parilla / Bridgestone	11:11.538	13	50.160	25.099	1.473	19.568	15.481	15.111		29
30	▲3	372	BABY RACE DRIVER ACADEMY		Phoenix Ksenia	Tony Kart / Vortex / Bridgestone	11:14.003	13	50.435	27.564	2.465	19.791	15.572	15.072		30
31	▼4	324	PRAGA RACING TEAM		Fluxa Lorenzo	Praga / Tm / Bridgestone	11:08.809	13	49.607	32.370	4.806	19.482	15.301	14.824	+10.000	31
32	▼2	371	CRG HOLLAND		Broer Cherine	Crg / Tm / Bridgestone	11:10.909	13	49.911	34.470	2.100	19.635	15.287	14.989	+10.000	32
33	▼9	358	TURKIEWICZ WIKTOR		Putyatin Slavik	Parolin / Tm / Bridgestone	11:25.967	13	49.797	39.528	5.058	19.622	15.304	14.871		33
34	▼26	320	FORZA RACING		Van't Hoff Dilano	Exprit / Tm / Bridgestone	59.279	1	56.391	12 Laps	12 Laps	22.272	16.441	17.678		34

No.336 Giardelli Luca : Time penalty of 10". According to steward's decision n°65

No.324 Fluxa Lorenzo : Time penalty of 10". According to steward's decision n°66

No.371 Broer Cherine : Time penalty of 10". According to steward's decision n°67

Leaders : No.304 Smal Kirill (1-13)

Start Time : 17/02 - 11:10:47

Best Lap : No.303 Øgaard Sebastian 49.110 87,96 Kph

Weather : Sunny Air : 9°C Track : Dry

Event Record : No.382 Mini Gabriele 48.824 88,48 Kph

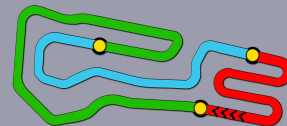


Scan this QR code for live timing



Timing service and charts editing provided by:

Federazione Italiana Cronometristi



OKJ

Qualifying Heats B-C Lap Chart

For information purposes. No official / regulatory value

	1	2	3	4	5	6	7	8	9	10	11	12	13	14	15	16	17	18	19	20	21	22	23	24	25	26	27	28	29	30	31	32	33	34
Grid	304	353	329	305	351	390	354	320	367	332	385	303	356	380	355	336	307	318	365	381	359	357	379	374	358	343	324	391	321	371	340	368	372	378
Start	304	329	351	353	354	367	385	305	356	390	320	355	332	307	365	359	303	379	380	336	358	318	381	324	321	357	340	374	343	391	371	372	368	378
Lap 1 Interval	304	329	353	351	354	367	385	356	305	390	355	332	365	380	303	307	379	336	320	359	357	381	318	324	321	371	343	368	374	340	391	378	372	358
Lap 2	304	353	329	351	367	385	354	305	390	355	356	380	332	365	303	307	336	379	359	357	318	381	324	321	371	368	343	391	374	378	340	372	358	
Lap 3	304	353	351	329	367	385	305	390	354	380	355	332	365	303	336	379	357	307	359	318	381	321	356	324	368	371	343	391	378	374	340	372	358	
Lap 4	304	353	351	367	329	385	305	390	380	355	354	332	303	379	336	357	307	365	359	381	318	321	324	368	371	343	391	378	356	374	340	372	358	
Lap 5	304	353	351	367	329	385	305	390	380	355	332	354	303	379	336	357	359	381	365	307	321	318	343	324	368	371	378	391	356	374	340	372	358	
Lap 6	304	353	351	367	329	385	305	390	380	355	332	303	354	379	336	357	359	381	365	307	321	318	343	378	356	391	374	340	324	368	371	372	358	
Lap 7	304	353	351	367	329	305	385	390	380	332	355	303	354	336	379	357	359	381	307	365	343	318	321	378	356	391	374	340	324	368	371	372	358	
Lap 8	304	353	351	367	329	305	385	390	380	332	355	303	336	357	379	354	381	359	307	365	343	318	378	321	356	391	374	340	324	368	371	372	358	
Lap 9	304	353	351	367	329	305	385	390	380	332	303	355	336	357	379	354	381	359	307	365	343	318	378	321	356	391	374	324	368	340	371	372	358	
Lap 10	304	353	351	367	305	329	390	385	380	332	303	355	336	357	379	354	381	359	307	365	343	318	378	356	391	374	321	368	371	340	372	358		
Lap 11	304	353	351	367	305	390	329	385	380	332	303	355	336	357	379	354	381	359	307	365	343	307	378	318	356	374	324	391	321	368	371	340	372	358
Lap 12	304	353	351	367	305	390	329	385	380	332	303	355	336	357	379	359	381	365	343	354	378	307	318	356	324	391	374	368	321	371	340	372	358	
Lap 13	304	353	351	367	305	390	329	385	380	332	303	355	336	357	379	359	381	365	343	378	354	307	318	324	356	391	374	321	368	371	340	372	358	

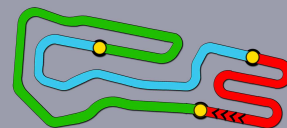


Scan this QR code for live timing



Timing service and charts editing provided by:

**Federazione Italiana
Cronometristi**



OKJ

Qualifying Heats B-C Analysis

For information purposes. No official / regulatory value

Laps	Sector 1	Sector 2	Sector 3	Lap Time
No.303 Ögaard Sebastian				
1	22.158	16.534	16.353	55.045
2	20.059	15.612	15.399	51.070
3	19.875	15.421	15.726	51.022
4	19.707	15.296	14.899	49.902
5	19.482	15.141	14.866	49.489
6	19.674	15.579	14.904	50.157
7	19.422	15.107	14.821	49.350
8	19.403	15.109	14.735	49.247
9	19.287	15.091	14.860	49.238
10	19.436	15.056	14.783	49.275
11	19.329	15.032	14.780	49.141
12	19.379	15.034	14.697	49.110
13	19.338	15.063	14.727	49.128

Laps	Sector 1	Sector 2	Sector 3	Lap Time
No.304 Smal Kirill				
1	20.648	15.743	15.248	51.639
2	19.841	15.398	14.973	50.212
3	19.633	15.238	14.864	49.735
4	19.540	15.237	14.833	49.610
5	19.465	15.174	14.827	49.466
6	19.450	15.174	14.783	49.407
7	19.426	15.107	14.792	49.325
8	19.432	15.111	14.728	49.271
9	19.409	15.161	14.763	49.333
10	19.398	15.134	14.717	49.249
11	19.359	15.138	14.736	49.233
12	19.373	15.097	14.711	49.181
13	19.418	15.113	14.741	49.272

Laps	Sector 1	Sector 2	Sector 3	Lap Time
No.305 Beganovic Dino				
1	22.051	16.343	16.058	54.452
2	19.897	16.103	15.248	51.248
3	19.640	15.321	14.879	49.840
4	19.500	15.265	15.013	49.778
5	19.474	15.185	14.894	49.553
6	19.409	15.132	14.719	49.260
7	19.393	15.329	14.749	49.471
8	19.340	15.106	14.736	49.182
9	19.364	15.055	14.719	49.138
10	19.320	15.132	14.739	49.191
11	19.361	15.071	14.755	49.187
12	19.373	15.120	14.713	49.206
13	19.381	15.088	14.761	49.230

Laps	Sector 1	Sector 2	Sector 3	Lap Time
No.307 Kharitonov Tikhon				
1	22.635	16.754	16.384	55.773

Laps	Sector 1	Sector 2	Sector 3	Lap Time
2	19.972	15.610	15.256	50.838
3	19.751	15.624	16.502	51.877
4	19.654	15.366	15.334	50.354
5	20.935	15.999	15.344	52.278
6	19.535	15.237	14.926	49.698
7	19.865	15.238	15.145	50.248
8	19.531	15.247	14.912	49.690
9	19.504	15.163	14.868	49.535
10	19.478	15.259	15.473	50.210
11	19.903	15.974	16.072	51.949
12	19.674	16.643	15.301	51.618
13	19.741	15.571	15.462	50.774

Laps	Sector 1	Sector 2	Sector 3	Lap Time
No.318 Victorsson Philip				
1	22.774	16.759	16.920	56.453
2	20.215	15.667	15.224	51.106
3	19.850	15.522	15.177	50.549
4	19.639	15.676	15.244	50.559
5	20.221	16.068	15.886	52.175
6	19.578	15.251	14.935	49.764
7	19.963	15.774	14.914	50.651
8	19.538	15.274	14.986	49.798
9	19.534	15.369	15.069	49.972
10	19.449	15.277	14.989	49.715
11	19.556	16.011	15.666	51.233
12	19.882	16.087	15.597	51.566
13	19.769	15.533	15.525	50.827

Laps	Sector 1	Sector 2	Sector 3	Lap Time
No.320 Van't Hoff Dilano				
1	22.272	16.441	17.678	56.391

Laps	Sector 1	Sector 2	Sector 3	Lap Time
No.321 Dufek Josh				
1	23.079	17.027	16.352	56.458
2	20.379	15.943	15.346	51.668
3	20.035	15.818	15.313	51.166
4	19.619	15.469	15.061	50.149
5	19.595	15.838	15.484	50.917
6	19.456	15.287	14.973	49.716
7	20.052	16.096	15.033	51.181
8	19.460	15.337	15.661	50.458
9	19.943	15.349	14.976	50.268
10	19.956	15.497	16.198	51.651
11	20.419	15.561	15.074	51.054
12	19.578	15.330	15.643	50.551
13	19.691	15.374	15.313	50.378

Laps	Sector 1	Sector 2	Sector 3	Lap Time
No.324 Fluxa Lorenzo				
1	23.034	16.858	16.567	56.459

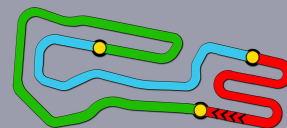
Laps	Sector 1	Sector 2	Sector 3	Lap Time
2	20.265	16.024	15.483	51.772
3	20.069	16.126	15.219	51.414
4	19.913	15.607	14.984	50.504
5	19.580	15.541	16.198	51.319
6	21.980	15.990	15.252	53.222
7	19.737	15.411	14.897	50.045
8	19.482	15.301	14.824	49.607
9	19.544	15.566	14.803	49.913
10	19.508	15.288	14.831	49.627
11	19.878	15.532	14.814	50.224
12	19.562	15.251	14.814	49.627
13	19.650	15.430	15.795	50.875

Laps	Sector 1	Sector 2	Sector 3	Lap Time
No.329 Villa Edoardo				
1	21.216	15.929	15.307	52.452
2	19.867	15.995	15.368	51.230
3	19.721	15.717	15.106	50.544
4	19.602	15.288	15.151	50.041
5	19.621	15.270	14.902	49.793
6	19.420	15.202	14.842	49.464
7	19.466	15.241	14.882	49.589
8	19.454	15.163	14.899	49.516
9	19.479	15.196	14.849	49.524
10	19.484	15.212	15.122	49.818
11	19.491	15.141	15.019	49.651
12	19.486	15.112	14.880	49.478
13	19.491	15.472	15.228	50.191

Laps	Sector 1	Sector 2	Sector 3	Lap Time
No.332 Day Jamie				
1	22.166	16.423	16.312	54.901
2	19.861	15.548	15.714	51.123
3	19.603	15.420	15.215	50.238
4	19.634	15.428	15.186	50.248
5	19.668	15.409	15.025	50.102
6	19.465	15.161	14.856	49.482
7	19.406	15.126	14.874	49.406
8	19.478	15.128	14.830	49.436
9	19.420	15.107	14.798	49.325
10	19.420	15.125	14.810	49.355
11	19.369	15.093	14.775	49.237
12	19.404	15.145	14.737	49.286
13	19.354	15.065	14.810	49.229

Laps	Sector 1	Sector 2	Sector 3	Lap Time
No.336 Giardelli Luca				
1	22.765	16.614	16.037	55.416
2	20.105	15.573	15.047	50.725
3	19.921	15.550	15.364	50.835





OKJ

Qualifying Heats B-C Analysis

For information purposes. No official / regulatory value

Laps	Sector 1	Sector 2	Sector 3	Lap Time
4	19.714	15.783	15.631	51.128
5	19.556	15.220	14.744	49.520
6	19.483	15.234	14.771	49.488
7	19.709	15.377	15.264	50.350
8	20.105	15.309	14.883	50.297
9	19.521	15.175	14.891	49.587
10	19.406	15.157	14.724	49.287
11	19.396	15.193	14.723	49.312
12	19.433	15.161	14.719	49.313
13	19.392	15.180	14.731	49.303

No.340 Jaromin David				
Laps	Sector 1	Sector 2	Sector 3	Lap Time
1	23.190	18.246	15.909	57.345
2	20.778	16.102	15.849	52.729
3	19.929	15.782	15.463	51.174
4	19.887	15.632	15.134	50.653
5	19.782	15.669	15.170	50.621
6	19.761	15.638	14.984	50.383
7	19.669	15.608	15.065	50.342
8	19.568	15.481	15.111	50.160
9	19.806	16.071	15.358	51.235
10	20.028	15.667	15.514	51.209
11	19.758	15.443	15.239	50.440
12	19.726	15.406	15.082	50.214
13	19.703	15.502	15.121	50.326

No.343 Gallo Paolo				
Laps	Sector 1	Sector 2	Sector 3	Lap Time
1	22.358	17.237	16.271	55.866
2	20.154	16.748	15.211	52.113
3	19.743	16.279	15.362	51.384
4	19.768	15.824	15.039	50.631
5	19.514	15.471	14.996	49.981
6	19.505	15.295	14.942	49.742
7	19.473	15.452	14.895	49.820
8	19.506	15.286	14.889	49.681
9	19.500	15.290	14.848	49.638
10	19.647	15.347	14.879	49.873
11	19.823	15.982	15.503	51.308
12	19.876	15.957	15.016	50.849
13	19.994	15.493	15.433	50.920

No.351 Askey Kai				
Laps	Sector 1	Sector 2	Sector 3	Lap Time
1	21.334	16.477	15.319	53.130
2	19.747	15.458	15.254	50.459
3	19.775	15.398	14.989	50.162
4	19.587	15.192	14.892	49.671
5	19.543	15.213	14.832	49.588

Laps	Sector 1	Sector 2	Sector 3	Lap Time
6	19.533	15.132	14.824	49.489
7	19.496	15.118	14.830	49.444
8	19.448	15.069	14.811	49.328
9	19.466	15.075	14.764	49.305
10	19.466	15.048	14.762	49.276
11	19.468	15.081	14.749	49.298
12	19.466	15.085	14.762	49.313
13	19.483	15.032	14.831	49.346

No.353 Aron Paul				
Laps	Sector 1	Sector 2	Sector 3	Lap Time
1	21.384	16.084	15.103	52.571
2	19.784	15.535	14.966	50.285
3	19.637	15.258	14.864	49.759
4	19.576	15.182	14.839	49.597
5	19.536	15.247	14.825	49.608
6	19.513	15.170	14.838	49.521
7	19.499	15.256	14.790	49.545
8	19.494	15.181	14.739	49.414
9	19.416	15.151	14.734	49.301
10	19.502	15.195	14.775	49.472
11	19.469	15.114	14.705	49.288
12	19.492	15.161	14.688	49.341
13	19.464	15.255	14.750	49.469

No.354 Laursen Conrad				
Laps	Sector 1	Sector 2	Sector 3	Lap Time
1	21.682	16.566	15.691	53.939
2	20.559	15.997	15.285	51.841
3	20.014	15.820	15.166	51.000
4	20.004	15.299	15.268	50.571
5	19.817	15.281	15.314	50.412
6	19.822	15.880	15.018	50.720
7	19.983	15.372	15.302	50.657
8	20.514	15.884	15.105	51.503
9	19.687	15.207	14.903	49.797
10	19.770	15.680	15.197	50.647
11	20.281	15.890	15.305	51.476
12	20.369	16.637	15.128	52.134
13	20.211	15.586	15.295	51.092

No.355 Rees Matthew				
Laps	Sector 1	Sector 2	Sector 3	Lap Time
1	21.997	16.209	16.097	54.303
2	19.844	15.911	15.359	51.114
3	19.612	15.932	15.003	50.547
4	19.857	15.380	14.984	50.221
5	19.535	15.252	14.931	49.718
6	19.559	15.238	14.901	49.698
7	19.567	15.250	15.174	49.991

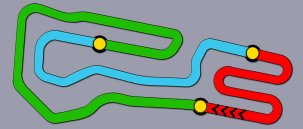
Laps	Sector 1	Sector 2	Sector 3	Lap Time
8	19.488	15.284	14.849	49.621
9	19.443	15.198	15.201	49.842
10	19.512	15.145	14.922	49.579
11	19.464	15.147	14.822	49.433
12	19.597	15.196	14.860	49.653
13	19.637	15.283	14.838	49.758

No.356 Trulli Enzo				
Laps	Sector 1	Sector 2	Sector 3	Lap Time
1	21.679	16.495	15.896	54.070
2	20.022	16.089	16.092	52.203
3	23.224	15.984	15.722	54.930
4	20.460	16.831	15.190	52.481
5	19.623	15.505	15.299	50.427
6	19.641	15.567	14.896	50.104
7	19.463	15.185	14.908	49.556
8	19.458	15.186	15.259	49.903
9	19.878	15.431	14.974	50.283
10	19.906	15.496	15.469	50.871
11	19.740	15.231	14.853	49.824
12	19.804	15.255	15.407	50.466
13	20.294	15.339	15.719	51.352

No.357 Ressico D'Aloisio				
Laps	Sector 1	Sector 2	Sector 3	Lap Time
1	22.711	16.767	16.176	55.654
2	20.179	15.478	15.144	50.801
3	19.773	15.409	15.419	50.601
4	19.543	15.478	15.553	50.574
5	19.942	15.297	15.072	50.311
6	19.492	15.221	14.943	49.656
7	19.446	15.159	14.923	49.528
8	20.065	15.377	14.994	50.436
9	19.408	15.154	14.943	49.505
10	19.499	15.169	14.853	49.521
11	19.421	15.174	14.853	49.448
12	19.386	15.162	14.869	49.417
13	19.395	15.128	14.911	49.434

No.358 Putyatyn Slavik				
Laps	Sector 1	Sector 2	Sector 3	Lap Time
1	22.622	40.773	15.647	1:19.042
2	20.308	15.853	15.336	51.497
3	19.948	15.577	15.109	50.634
4	19.957	15.565	15.041	50.563
5	19.820	15.356	14.946	50.122
6	19.666	15.475	15.029	50.170
7	19.768	15.440	14.915	50.123
8	19.622	15.304	14.871	49.797
9	19.742	15.442	15.003	50.187





OKJ

Qualifying Heats B-C Analysis

For information purposes. No official / regulatory value

Laps	Sector 1	Sector 2	Sector 3	Lap Time
10	19.738	15.427	14.873	50.038
11	19.782	15.324	14.924	50.030
12	19.714	15.392	14.860	49.966
13	19.596	15.410	14.902	49.908

No.359 Mertsalmi Samuli				
Laps	Sector 1	Sector 2	Sector 3	Lap Time
1	22.756	16.939	16.541	56.236
2	20.154	15.623	15.091	50.868
3	20.256	15.486	15.586	51.328
4	19.679	15.613	15.229	50.521
5	20.329	15.385	14.818	50.532
6	19.522	15.247	14.803	49.572
7	19.455	15.185	14.812	49.452
8	19.906	16.038	15.202	51.146
9	19.643	15.335	14.759	49.737
10	19.518	15.588	15.533	50.639
11	20.072	15.912	15.248	51.232
12	20.044	15.287	14.834	50.165
13	19.463	15.209	14.827	49.499

No.365 Bertini Colla				
Laps	Sector 1	Sector 2	Sector 3	Lap Time
1	22.177	16.442	16.277	54.896
2	20.199	15.575	15.471	51.245
3	20.098	15.511	15.347	50.956
4	20.020	15.461	16.375	51.856
5	20.567	15.888	15.106	51.561
6	19.727	15.299	15.023	50.049
7	20.150	15.380	15.142	50.672
8	19.649	15.285	14.914	49.848
9	19.595	15.152	15.005	49.752
10	19.610	15.241	14.938	49.789
11	19.810	15.914	15.607	51.331
12	19.815	15.607	15.510	50.932
13	19.955	15.449	15.420	50.824

No.367 Brizhan Alexey				
Laps	Sector 1	Sector 2	Sector 3	Lap Time
1	21.507	16.637	15.613	53.757
2	20.233	15.483	15.053	50.769
3	19.578	15.190	14.897	49.665
4	19.465	15.194	14.876	49.535
5	19.408	15.198	14.817	49.423
6	19.428	15.179	14.799	49.406
7	19.435	15.142	14.822	49.399
8	19.425	15.135	14.812	49.372
9	19.393	15.122	14.776	49.291
10	19.410	15.109	14.779	49.298
11	19.386	15.112	14.773	49.271

Laps	Sector 1	Sector 2	Sector 3	Lap Time
12	19.385	15.156	14.745	49.286
13	19.399	15.121	14.754	49.274

No.368 Scionti Enzo				
Laps	Sector 1	Sector 2	Sector 3	Lap Time
1	22.255	17.382	15.871	55.508
2	20.256	16.287	15.182	51.725
3	19.825	16.185	15.137	51.147
4	19.746	15.589	14.974	50.309
5	19.659	15.490	16.184	51.333
6	21.830	16.226	15.336	53.392
7	19.714	15.383	14.939	50.036
8	19.578	15.373	14.896	49.847
9	19.560	15.373	14.869	49.802
10	19.607	15.314	14.893	49.814
11	19.693	15.632	15.114	50.439
12	19.600	15.328	15.072	50.000
13	19.614	15.324	15.882	50.820

No.371 Broer Cherine				
Laps	Sector 1	Sector 2	Sector 3	Lap Time
1	22.072	17.076	16.306	55.454
2	20.248	16.117	15.388	51.753
3	19.974	16.467	15.427	51.868
4	19.754	15.655	15.038	50.447
5	19.685	15.906	15.238	50.829
6	21.562	16.566	15.283	53.411
7	19.811	15.339	15.192	50.342
8	19.672	15.289	15.036	49.997
9	19.635	15.287	14.989	49.911
10	19.858	15.661	15.226	50.745
11	19.770	15.344	15.010	50.124
12	19.708	15.448	15.066	50.222
13	19.791	15.381	15.016	50.188

No.372 Phoenix Ksenia				
Laps	Sector 1	Sector 2	Sector 3	Lap Time
1	23.058	18.189	16.099	57.346
2	20.946	16.559	15.530	53.035
3	20.141	15.885	15.315	51.341
4	19.996	15.801	15.210	51.007
5	19.852	15.760	15.138	50.750
6	19.839	15.803	15.125	50.767
7	19.818	15.645	15.137	50.600
8	19.814	15.690	15.102	50.606
9	19.791	15.572	15.072	50.435
10	19.763	15.600	15.114	50.477
11	19.872	15.762	15.076	50.710
12	19.848	15.554	15.056	50.458
13	19.845	15.635	15.107	50.587

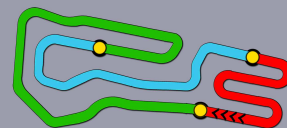
No.374 Bertocco Gregorio				
Laps	Sector 1	Sector 2	Sector 3	Lap Time
1	23.439	17.566	15.790	56.795
2	20.152	16.578	15.747	52.477
3	19.883	15.847	15.803	51.533
4	19.730	15.839	15.183	50.752
5	19.655	15.586	15.193	50.434
6	19.728	15.739	15.006	50.473
7	19.629	15.414	14.955	49.998
8	19.634	15.453	14.949	50.036
9	19.678	15.469	14.967	50.114
10	19.694	15.436	15.103	50.233
11	19.944	15.519	14.952	50.415
12	19.886	15.500	15.262	50.648
13	19.737	15.430	15.711	50.878

No.378 Kamenev Oleg				
Laps	Sector 1	Sector 2	Sector 3	Lap Time
1	22.474	17.967	15.971	56.412
2	20.391	16.185	15.433	52.009
3	19.778	15.725	15.370	50.873
4	19.575	15.841	15.069	50.485
5	19.638	15.502	15.209	50.349
6	19.891	15.254	14.929	50.074
7	19.589	15.193	14.855	49.637
8	19.394	15.235	15.062	49.691
9	19.570	15.176	14.877	49.623
10	19.576	15.220	14.865	49.661
11	19.577	15.934	15.504	51.015
12	19.612	16.202	15.065	50.879
13	19.590	15.558	15.391	50.539

No.379 Primm Simon				
Laps	Sector 1	Sector 2	Sector 3	Lap Time
1	22.602	16.511	16.327	55.440
2	20.430	15.572	15.085	51.087
3	19.833	15.587	15.375	50.795
4	19.622	15.479	15.193	50.294
5	19.663	15.191	14.924	49.778
6	19.617	15.226	14.834	49.677
7	20.018	15.412	15.190	50.620
8	20.105	15.626	14.961	50.692
9	19.533	15.187	14.918	49.638
10	19.452	15.146	14.849	49.447
11	19.501	15.215	14.829	49.545
12	19.453	15.227	14.848	49.528
13	19.542	15.164	14.862	49.568

No.380 Dimitrov Georgi				
Laps	Sector 1	Sector 2	Sector 3	Lap Time
1	22.003	16.556	16.066	54.625





OKJ

Qualifying Heats B-C Analysis

For information purposes. No official / regulatory value

Laps	Sector 1	Sector 2	Sector 3	Lap Time
2	19.766	15.426	15.359	50.551
3	19.459	15.457	15.106	50.022
4	19.558	15.300	14.924	49.782
5	19.501	15.199	14.929	49.629
6	19.442	15.281	14.895	49.618
7	19.471	15.169	14.877	49.517
8	19.397	15.210	14.880	49.487
9	19.387	15.174	14.865	49.426
10	19.417	15.187	14.847	49.451
11	19.416	15.155	14.865	49.436
12	19.395	15.216	14.889	49.500
13	19.375	15.175	14.991	49.541

Laps	Sector 1	Sector 2	Sector 3	Lap Time
4	19.480	15.245	14.838	49.563
5	19.521	15.183	14.924	49.628
6	19.524	15.177	14.818	49.519
7	19.426	15.190	14.784	49.400
8	19.439	15.133	14.706	49.278
9	19.429	15.113	14.689	49.231
10	19.340	15.128	14.756	49.224
11	19.314	15.107	14.753	49.174
12	19.307	15.105	14.768	49.180
13	19.413	15.088	14.722	49.223

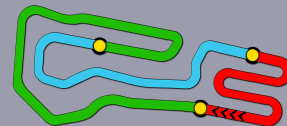
No.391 Haralampiev Maksim				
Laps	Sector 1	Sector 2	Sector 3	Lap Time
1	23.060	17.837	16.029	56.926
2	20.255	15.911	15.291	51.457
3	19.910	15.861	15.363	51.134
4	19.781	15.824	15.042	50.647
5	19.601	15.960	15.211	50.772
6	19.931	15.854	14.898	50.683
7	19.606	15.307	14.928	49.841
8	19.523	15.240	14.896	49.659
9	19.683	15.496	14.979	50.158
10	19.874	15.448	15.336	50.658
11	20.373	15.976	14.891	51.240
12	19.711	15.305	15.008	50.024
13	19.759	15.208	15.491	50.458

No.381 Novozhilov Dmitrii				
Laps	Sector 1	Sector 2	Sector 3	Lap Time
1	22.886	16.668	16.595	56.149
2	20.509	15.909	15.144	51.562
3	19.830	15.792	14.999	50.621
4	19.618	15.555	14.988	50.161
5	20.144	15.630	14.907	50.681
6	19.520	15.314	14.864	49.698
7	19.440	15.182	14.842	49.464
8	19.508	15.793	15.290	50.591
9	19.639	15.230	15.256	50.125
10	19.500	15.475	15.276	50.251
11	20.207	15.954	15.526	51.687
12	19.790	15.356	14.881	50.027
13	19.497	15.289	14.866	49.652

No.385 Paparo Michael				
Laps	Sector 1	Sector 2	Sector 3	Lap Time
1	21.387	16.769	15.823	53.979
2	20.052	15.593	15.110	50.755
3	19.597	15.304	14.918	49.819
4	19.511	15.191	14.849	49.551
5	19.417	15.315	15.294	50.026
6	19.585	15.238	14.968	49.791
7	19.467	15.256	15.074	49.797
8	19.420	15.185	14.819	49.424
9	19.420	15.067	14.737	49.224
10	19.379	15.147	15.039	49.565
11	19.384	15.151	14.822	49.357
12	19.366	15.232	14.813	49.411
13	19.433	15.560	15.131	50.124

No.390 Barnard Taylor				
Laps	Sector 1	Sector 2	Sector 3	Lap Time
1	22.209	16.062	16.092	54.363
2	19.800	16.037	15.305	51.142
3	19.631	15.580	14.838	50.049





OKJ

Qualifying Heats B-C Starting Grid

Document 26.1 OFFICIAL

378	Kamenev Oleg Tony Kart / Vortex / Bridgestone	114 Points	17	372	Phoenix Ksenia Tony Kart / Vortex / Bridgestone	
368	Scionti Enzo Tony Kart / Vortex / Bridgestone		16	340	Jaromin David Crg / Parilla / Bridgestone	
371	Broer Cherine Crg / Tm / Bridgestone		15	321	Dufek Josh Exprit / Tm / Bridgestone	
391	Haralampiev Maksim Exprit / Tm / Bridgestone	118 Points	14	324	Fluxa Lorenzo Praga / Tm / Bridgestone	123 Points
343	Gallo Paolo Ricciardo / Tm / Bridgestone	95 Points	13	358	Putyatin Slavik Parolin / Tm / Bridgestone	
374	Bertocco Gregorio Tony Kart / Tm / Bridgestone		12	379	Primm Simon Dr / Tm / Bridgestone	87 Points
357	Ressico D'Aloisio Birel / Tm / Bridgestone	127 Points	11	359	Mertsalmi Samuli Tony Kart / Tm / Bridgestone	100 Points
381	Novozhilov Dmitrii Tony Kart / Tm / Bridgestone	87 Points	10	365	Bertini Colla Tony Kart / Vortex / Bridgestone	111 Points
318	Victorsson Philip Kosmic / Tm / Bridgestone	96 Points	9	307	Kharitonov Tikhon Exprit / Tm / Bridgestone	101 Points
336	Giardelli Luca Crg / Tm / Bridgestone	70 Points	8	355	Rees Matthew Fa Alonso / Vortex / Bridgestone	72 Points
380	Dimitrov Georgi Exprit / Vortex / Bridgestone	37 Points	7	356	Trulli Enzo Crg / Tm / Bridgestone	83 Points
303	Øgaard Sebastian Tony Kart / Vortex / Bridgestone	51 Points	6	385	Paparo Michael Energy / Tm / Bridgestone	60 Points
332	Day Jamie Energy / Tm / Bridgestone	49 Points	5	367	Brizhan Alexey Tony Kart / Vortex / Bridgestone	67 Points
320	Van't Hoff Dilano Exprit / Tm / Bridgestone	48 Points	4	354	Laursen Conrad Fa Alonso / Vortex / Bridgestone	98 Points
390	Barnard Taylor Kr / Parilla / Bridgestone	50 Points	3	351	Askey Kai Fa Alonso / Vortex / Bridgestone	31 Points
305	Beganovic Dino Tony Kart / Vortex / Bridgestone	31 Points	2	329	Villa Edoardo Tb Kart / Tm / Bridgestone	60 Points
353	Aron Paul Fa Alonso / Vortex / Bridgestone	22 Points	1	304	Smal Kirill Tony Kart / Vortex / Bridgestone	35 Points

POLE POSITION



Start : 17/02 - 11:05 13 Laps = 15,600 Km

23rd WINTER CUP (ITA) 15-18/02/2018

Page 1 / 1

FICR

Apex Timing

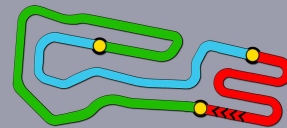


Scan this QR code for live timing



Timing service and charts editing provided by:

**Federazione Italiana
Cronometristi**



Qualifying Heats B-E

Document 35.1 OFFICIAL

OK DEF. RESULTS

Rnk	No.	Entrant	Nat E.	Driver	Nat D.	Equipment	Time	Laps	Best Lap	Gap	Interv.	Sector 1	Sector 2	Sector 3	Penalty	Points	
1	=	304	WARD RACING	ITA	Smal Kirill	RUS	Tony Kart / Vortex / Bridgestone	10:50.229	13	49.335		19.394	15.148	14.793		0	
2	▲11	356	CRG SPA	ITA	Trulli Enzo	ITA	Crg / Tm / Bridgestone	10:54.730	13	49.555	4.501	19.475	15.188	14.892		2	
3	▲1	346	LENNOX RACING TEAM	GBR	Griggs Luca	ITA	Exprit / Vortex / Bridgestone	10:54.939	13	49.344	4.710	19.399	15.104	14.841		3	
4	▲4	325	FORMULA K	ITA	Meguetounif Sami	ITA	Formula K / Tm / Bridgestone	10:55.829	13	49.186	5.600	19.346	15.029	14.811		4	
5	▲2	354	RICKY FLYNN MOTORSPORT	GBR	Laursen Conrad	ITA	Fa Alonso / Vortex / Bridgestone	10:56.288	13	49.514	6.059	19.473	15.217	14.824		5	
6	▲5	385	ENERGY CORSE SRL	ITA	Paparo Michael	ITA	Energy / Tm / Bridgestone	10:56.588	13	49.421	6.359	19.406	15.160	14.855		6	
7	▼1	375	TONY KART RACING TEAM	ITA	Montoya Sebastian	ITA	Tony Kart / Vortex / Bridgestone	10:56.918	13	49.394	6.682	19.418	15.141	14.835		7	
8	▲6	309	TB RACING TEAM	ITA	Sasse Hugo	ITA	Kr / Parilla / Bridgestone	10:57.101	13	49.268	6.872	19.425	15.095	14.748		8	
9	▼4	351	RICKY FLYNN MOTORSPORT	GBR	Askey Kai	ITA	Fa Alonso / Vortex / Bridgestone	10:57.298	13	49.300	7.069	19.417	15.070	14.813		9	
10	=	330	PAROLIN RACING KART	ITA	Wharton James	ITA	Parolin / Parilla / Bridgestone	10:58.158	13	49.272	7.929	19.345	15.099	14.828		10	
11	▲4	355	RICKY FLYNN MOTORSPORT	GBR	Rees Matthew	ITA	Fa Alonso / Vortex / Bridgestone	10:59.148	13	49.598	8.919	19.500	15.224	14.874		11	
12	=	312	TB RACING TEAM	ITA	Knopp Josef	ITA	Crg / Parilla / Bridgestone	11:01.276	13	49.528	11.047	2.128	19.456	15.249	14.823		12
13	▲3	344	TEAM DRIVER RACING KART	ITA	Fornaroli Leonardo	ITA	Kr / lame / Bridgestone	11:01.500	13	49.723	11.271	0.224	19.501	15.190	15.032		13
14	▲8	350	BIREL ART RACING	ITA	Dijkstra Thomas	ITA	Birel Art / Tm / Bridgestone	11:01.945	13	49.531	11.716	0.445	19.461	15.181	14.889		14
15	▲5	319	LOTUS	ITA	Zanfari Suleiman	ITA	Tony Kart / Tm / Bridgestone	11:02.927	13	49.573	12.698	0.982	19.483	15.213	14.877		15
16	▼14	352	RICKY FLYNN MOTORSPORT	GBR	O'Sullivan Zak	ITA	Fa Alonso / Vortex / Bridgestone	10:53.304	13	49.365	13.075	0.377	19.381	15.159	14.825	+10.000	16
17	▲6	379	DR SRL	ITA	Primm Simon	ITA	Dr / Tm / Bridgestone	11:04.832	13	49.639	14.603	1.528	19.522	15.265	14.852		17
18	▲9	324	PRAGA RACING TEAM	ITA	Fluxa Lorenzo	ITA	Praga / Tm / Bridgestone	11:04.917	13	49.578	14.688	0.085	19.446	15.285	14.847		18
19	▲2	359	KOSKI MOTORSPORT	FIN	Mertsalmi Samuli	ITA	Tony Kart / Tm / Bridgestone	11:05.026	13	49.586	14.797	0.109	19.501	15.235	14.850		19
20	▼11	367	BABY RACE DRIVER ACADEMY	ITA	Brizhan Alexey	ITA	Tony Kart / Vortex / Bridgestone	11:05.241	13	49.799	15.012	0.215	19.554	15.244	15.001		20
21	▲9	377	ATLAS RACING TEAM	ITA	Shevyrtalov Iaroslav	ITA	Birel / Tm / Bridgestone	11:05.522	13	49.829	15.293	0.281	19.496	15.303	15.030		21
22	▲7	321	FORZA RACING	ITA	Dufek Josh	ITA	Exprit / Tm / Bridgestone	11:05.904	13	49.741	15.675	0.382	19.432	15.291	15.018		22
23	▲1	308	WARD RACING	ITA	Siverholm William	ITA	Tony Kart / Vortex / Bridgestone	11:06.441	13	49.699	16.212	0.537	19.421	15.227	15.051		23
24	▲4	333	ENERGY CORSE SRL	ITA	Shaparov Roman	ITA	Energy / Tm / Bridgestone	11:06.675	13	49.711	16.446	0.234	19.519	15.272	14.920		24
25	▲1	316	WARD RACING	ITA	Zhivnov Andrey	ITA	Tony Kart / Vortex / Bridgestone	11:07.766	13	49.762	17.537	1.091	19.520	15.244	14.998		25
26	▼7	365	KSM SCHUMACHER RACING	ITA	Bertini Colla	ITA	Tony Kart / Vortex / Bridgestone	11:03.126	13	49.576	22.897	5.360	19.562	15.184	14.830	+10.000	26
27	▲6	372	BABY RACE DRIVER ACADEMY	ITA	Phoenix Ksenia	ITA	Tony Kart / Vortex / Bridgestone	11:14.404	13	50.437	24.175	1.278	19.821	15.527	15.089		27
28	▼11	307	FORZA RACING	ITA	Kharitonov Tikhon	ITA	Exprit / Tm / Bridgestone	11:06.131	13	49.713	25.902	1.727	19.508	15.157	15.048	+10.000	28
29	▼4	358	TURKIEWICZ WIKTOR	POL	Putyatin Slavik	ITA	Parolin / Tm / Bridgestone	11:07.356	13	49.723	27.127	1.225	19.523	15.309	14.891	+10.000	29
30	▲4	310	HORST ALFRED	ITA	Hantke Niko	ITA	Tony Kart / Parilla / Bridgestone	11:08.580	13	49.721	28.351	1.224	19.533	15.258	14.930	+10.000	30
31	▲1	313	RMW MOTORSPORT	ITA	Hunecke Daniel	ITA	Tony Kart / Vortex / Bridgestone	11:20.121	13	50.425	29.892	1.541	19.775	15.439	15.211		31
32	▼1	340	RTG KART SPORT	ITA	Jaromin David	ITA	Crg / Parilla / Bridgestone	11:28.657	13	50.652	38.428	8.536	19.905	15.518	15.229		32
33	▼30	329	TB KART SRL	ITA	Villa Edoardo	ITA	Tb Kart / Tm / Bridgestone	11:33.681	13	49.303	43.452	5.024	19.384	15.139	14.780		33
34	▼16	373	RKT	ITA	Coertze Joshua	ITA	Kosmic / Vortex / Bridgestone		0		13 Laps	13 Laps					34

No.352 O'Sullivan Zak : Time penalty of 10". According to steward's decision n°58

No.365 Bertini Colla : Time penalty of 10". According to steward's decision n°54

No.307 Kharitonov Tikhon : Time penalty of 10". According to steward's decision n°55

No.358 Putyatin Slavik : Time penalty of 10". According to steward's decision n°56

No.310 Hantke Niko : Time penalty of 10". According to steward's decision n°57

Leaders : No.304 Smal Kirill (1-13)

Start Time : 16/02 - 17:18:56

Best Lap : No.325 Meguetounif Sami 49.186 87,82 Kph

Weather : Sunny Air : 9°C Track : Dry

Event Record : No.382 Mini Gabriele 48.824 88,48 Kph

23° WINTER CUP (ITA) 15-18/02/2018

Page 1 / 1

FICR

Apex Timing

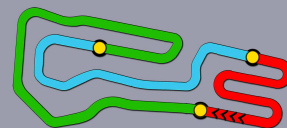


Scan this QR code for live timing



Timing service and charts editing provided by:

Federazione Italiana Cronometristi



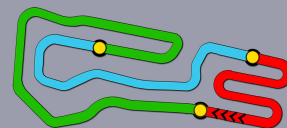
OKJ

Qualifying Heats B-E Lap Chart

For information purposes. No official / regulatory value

	1	2	3	4	5	6	7	8	9	10	11	12	13	14	15	16	17	18	19	20	21	22	23	24	25	26	27	28	29	30	31	32	33	34
Grid	304	352	329	346	351	375	354	325	367	330	385	312	356	309	355	344	307	373	365	319	359	350	379	308	358	316	324	333	321	377	340	313	372	310
Start	304	329	351	354	367	352	385	346	356	375	325	330	312	309	355	307	344	319	365	359	308	379	350	316	358	333	324	377	321	340	313	310	372	
Lap 1 Interval	304	329	367	352	354	385	356	375	346	351	330	325	309	355	312	365	344	307	319	379	308	359	350	316	321	324	377	310	333	358	372	340	313	
Lap 2	304	329	352	367	354	356	385	375	346	330	325	351	309	355	365	312	344	307	319	379	359	308	350	321	377	324	333	310	316	358	372	340	313	
Lap 3	304	352	329	354	367	356	385	346	330	375	351	325	309	355	365	312	344	307	319	379	359	350	321	377	324	333	308	358	310	316	372	340	313	
Lap 4	304	352	329	354	356	385	346	330	375	367	351	325	309	355	365	344	312	319	307	379	359	350	321	377	324	333	358	308	310	316	372	313	340	
Lap 5	304	352	329	354	356	346	330	385	375	351	325	309	355	367	365	344	312	307	319	379	350	359	321	377	324	333	358	308	310	316	372	313	340	
Lap 6	304	352	329	354	356	346	330	385	375	351	325	309	355	365	367	344	312	307	319	350	379	377	324	359	321	358	333	308	310	316	372	313	340	
Lap 7	304	352	329	356	354	330	346	385	375	351	325	309	355	365	344	312	367	307	319	350	379	377	324	359	321	358	333	310	308	316	372	313	340	
Lap 8	304	352	329	356	354	330	346	385	375	351	325	309	355	365	344	312	307	319	367	350	379	377	324	359	321	333	358	308	310	316	372	313	340	
Lap 9	304	352	329	356	354	346	325	375	385	309	351	330	355	344	312	350	319	367	365	379	324	307	377	359	321	333	358	308	310	316	372	313	340	
Lap 10	304	352	329	356	354	346	325	375	385	309	351	330	355	344	312	350	319	367	365	379	324	307	377	359	321	333	308	358	310	316	372	313	340	
Lap 11	304	352	329	356	346	354	325	375	385	309	351	330	355	344	312	350	319	365	367	379	324	359	377	307	321	308	333	358	310	316	372	313	340	
Lap 12	304	352	329	356	346	354	325	385	375	309	351	330	355	344	312	350	319	365	324	379	367	359	377	321	307	308	333	358	310	316	372	313	340	
Lap 13	304	352	329	356	346	354	325	385	375	309	351	330	355	312	344	350	319	365	379	324	359	367	377	321	307	308	333	358	316	310	372	313	340	329





OKJ

Qualifying Heats B-E Analysis

For information purposes. No official / regulatory value

Laps	Sector 1	Sector 2	Sector 3	Lap Time
No.304 Smal Kirill				
1	21.824	16.086	15.396	53.306
2	20.018	15.575	15.104	50.697
3	19.769	15.471	14.967	50.207
4	19.552	15.291	14.897	49.740
5	19.495	15.251	14.882	49.628
6	19.463	15.192	14.830	49.485
7	19.471	15.216	14.815	49.502
8	19.429	15.177	14.771	49.377
9	19.462	15.125	14.795	49.382
10	19.403	15.179	14.783	49.365
11	19.388	15.179	14.788	49.355
12	19.490	15.185	14.737	49.412
13	19.394	15.148	14.793	49.335

Laps	Sector 1	Sector 2	Sector 3	Lap Time
No.307 Kharitonov Tikhon				
1	22.789	17.323	16.480	56.592
2	19.971	15.840	15.753	51.564
3	19.694	15.458	15.160	50.312
4	19.678	15.424	15.673	50.775
5	19.807	15.511	15.427	50.745
6	19.567	15.261	14.955	49.783
7	19.508	15.157	15.048	49.713
8	19.721	15.280	14.972	49.973
9	19.424	15.399	17.929	52.752
10	19.646	15.235	14.930	49.811
11	19.420	15.169	16.296	50.885
12	19.911	15.586	14.983	50.480
13	19.527	15.172	15.097	49.796

Laps	Sector 1	Sector 2	Sector 3	Lap Time
No.308 Siverholm William				
1	22.396	17.446	16.581	56.423
2	20.982	15.794	15.341	52.117
3	19.834	17.413	16.047	53.294
4	19.784	15.448	15.409	50.641
5	19.744	15.378	14.947	50.069
6	19.520	15.284	14.952	49.756
7	20.025	15.973	15.010	51.008
8	19.522	15.523	14.949	49.994
9	19.423	15.293	15.023	49.739
10	19.421	15.227	15.051	49.699
11	19.465	15.159	15.190	49.814
12	19.785	15.323	15.115	50.223
13	19.449	15.290	15.037	49.776

Laps	Sector 1	Sector 2	Sector 3	Lap Time
No.309 Sasse Hugo				
1	22.444	17.166	15.734	55.344

Laps	Sector 1	Sector 2	Sector 3	Lap Time
2	20.033	16.255	15.300	51.588
3	19.734	15.364	15.208	50.306
4	19.529	15.283	15.292	50.104
5	19.585	15.459	15.331	50.375
6	19.556	15.142	14.815	49.513
7	19.412	15.137	14.793	49.342
8	19.365	15.115	14.819	49.299
9	19.532	15.665	15.291	50.488
10	19.425	15.095	14.748	49.268
11	19.396	15.123	14.784	49.303
12	19.381	15.071	14.855	49.307
13	19.395	15.217	15.544	50.156

Laps	Sector 1	Sector 2	Sector 3	Lap Time
No.310 Hantke Niko				
1	22.288	17.239	16.554	56.081
2	20.617	16.161	15.368	52.146
3	20.007	15.847	16.309	52.163
4	19.736	15.493	15.073	50.302
5	19.776	15.472	14.903	50.151
6	19.504	15.337	14.925	49.766
7	19.966	15.432	14.997	50.395
8	19.680	15.996	14.970	50.646
9	19.562	15.346	14.913	49.821
10	19.533	15.258	14.930	49.721
11	19.581	15.281	15.053	49.915
12	19.610	15.850	15.084	50.544
13	20.139	15.364	15.652	51.155

Laps	Sector 1	Sector 2	Sector 3	Lap Time
No.312 Knopp Josef				
1	22.739	17.280	15.901	55.920
2	20.022	16.092	15.887	52.001
3	19.794	15.536	15.012	50.342
4	19.841	15.479	15.643	50.963
5	19.637	15.377	14.828	49.842
6	19.437	15.243	15.104	49.784
7	20.239	15.279	15.173	50.691
8	19.774	15.302	14.766	49.842
9	19.712	15.359	15.568	50.639
10	19.562	15.240	14.824	49.626
11	19.580	15.222	14.838	49.640
12	19.456	15.249	14.823	49.528
13	19.556	15.286	14.988	49.830

Laps	Sector 1	Sector 2	Sector 3	Lap Time
No.313 Hunecke Daniel				
1	22.991	25.113	16.262	1:04.366
2	20.544	16.178	15.557	52.279
3	20.061	15.917	15.548	51.526

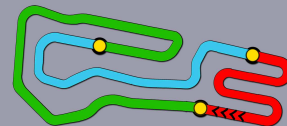
Laps	Sector 1	Sector 2	Sector 3	Lap Time
4	20.357	15.638	15.334	51.329
5	19.939	15.654	15.273	50.866
6	19.916	15.571	15.244	50.731
7	19.781	15.547	15.240	50.568
8	19.792	15.555	15.189	50.536
9	19.775	15.439	15.211	50.425
10	19.782	15.533	15.210	50.525
11	19.802	15.643	15.230	50.675
12	19.806	15.495	15.189	50.490
13	19.785	15.531	15.242	50.558

Laps	Sector 1	Sector 2	Sector 3	Lap Time
No.316 Zhivnov Andrey				
1	22.899	17.657	16.789	57.345
2	21.288	16.261	15.358	52.907
3	20.027	15.705	16.320	52.052
4	19.885	15.389	15.145	50.419
5	19.694	15.470	15.051	50.215
6	19.498	15.218	15.084	49.800
7	19.696	15.866	15.086	50.648
8	19.565	15.733	15.023	50.321
9	19.520	15.244	14.998	49.762
10	19.538	15.288	15.001	49.827
11	19.481	15.245	15.077	49.803
12	19.603	15.883	15.077	50.563
13	19.649	15.250	15.191	50.090

Laps	Sector 1	Sector 2	Sector 3	Lap Time
No.319 Zanfari Suleiman				
1	22.991	17.343	16.379	56.713
2	20.137	15.844	15.319	51.300
3	19.808	15.504	15.112	50.424
4	19.646	15.456	15.326	50.428
5	19.835	15.467	15.756	51.058
6	19.575	15.318	14.915	49.808
7	19.564	15.221	14.941	49.726
8	19.832	15.375	15.118	50.325
9	19.536	15.328	15.711	50.575
10	19.593	15.229	15.084	49.906
11	19.520	15.223	14.869	49.612
12	19.483	15.213	14.877	49.573
13	19.535	15.212	15.519	50.266

Laps	Sector 1	Sector 2	Sector 3	Lap Time
No.321 Dufec Josh				
1	22.517	17.663	16.503	56.683
2	20.444	15.793	15.247	51.484
3	19.700	15.939	15.143	50.782
4	19.531	15.404	14.970	49.905
5	19.506	15.349	15.445	50.300





OKJ

Qualifying Heats B-E Analysis

For information purposes. No official / regulatory value

Laps	Sector 1	Sector 2	Sector 3	Lap Time
4	20.006	15.736	15.225	50.967
5	19.857	15.703	15.198	50.758
6	19.959	15.747	15.200	50.906
7	19.812	15.646	15.191	50.649
8	19.859	15.620	15.194	50.673
9	19.842	15.713	15.194	50.749
10	19.957	15.653	15.180	50.790
11	20.022	15.606	15.234	50.862
12	19.878	15.860	15.195	50.933
13	19.821	15.527	15.089	50.437

Laps	Sector 1	Sector 2	Sector 3	Lap Time
6	19.682	15.379	15.274	50.335
7	19.517	15.384	14.882	49.783
8	19.540	15.403	15.260	50.203
9	19.676	15.469	15.664	50.809
10	19.678	15.281	14.871	49.830
11	19.522	15.265	14.852	49.639
12	20.070	15.320	14.857	50.247
13	19.546	15.277	15.917	50.740

No.385 Paparo Michael

1	22.001	16.445	15.944	54.390
2	20.183	15.553	15.375	51.111
3	19.779	15.581	15.130	50.490
4	19.821	15.459	14.971	50.251
5	19.513	15.323	15.763	50.599
6	19.458	15.173	14.846	49.477
7	19.369	15.186	14.917	49.472
8	19.433	15.217	15.244	49.894
9	20.229	15.225	14.882	50.336
10	19.439	15.163	14.869	49.471
11	19.406	15.160	14.855	49.421
12	19.367	15.191	14.944	49.502
13	19.393	15.423	15.332	50.148

No.375 Montoya Sebastian

1	21.970	16.593	15.908	54.471
2	20.054	15.757	15.579	51.390
3	20.279	15.561	15.052	50.892
4	19.606	15.499	15.035	50.140
5	19.740	15.316	14.881	49.937
6	19.483	15.197	14.870	49.550
7	19.418	15.141	14.835	49.394
8	19.402	15.176	14.917	49.495
9	19.961	15.359	14.879	50.199
10	19.459	15.148	14.849	49.456
11	19.434	15.167	14.832	49.433
12	19.448	15.190	15.170	49.808
13	19.547	15.377	15.455	50.379

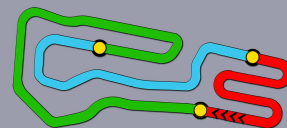
No.377 Shevyrtaov Iaroslav

1	22.684	17.705	16.600	56.989
2	20.691	15.687	15.317	51.695
3	19.689	15.783	15.197	50.669
4	19.537	15.394	15.124	50.055
5	19.551	15.402	15.092	50.045
6	19.819	15.381	15.031	50.231
7	19.496	15.303	15.030	49.829
8	19.532	15.318	15.469	50.319
9	19.906	15.529	15.247	50.682
10	19.627	15.299	15.426	50.352
11	19.460	15.322	15.332	50.114
12	19.634	15.291	14.913	49.838
13	19.561	15.286	15.129	49.976

No.379 Primm Simon

1	22.668	17.339	16.346	56.353
2	20.507	15.725	15.132	51.364
3	19.705	15.560	14.979	50.244
4	19.672	15.491	15.305	50.468
5	19.797	15.668	15.463	50.928





OKJ

Qualifying Heats B-E Starting Grid

Document 25.1 OFFICIAL

310	Hantke Niko Tony Kart / Parilla / Bridgestone		17	372	Phoenix Ksenia Tony Kart / Vortex / Bridgestone		
313	Hunecke Daniel Tony Kart / Vortex / Bridgestone		16	340	Jaromin David Crg / Parilla / Bridgestone		
377	Shevyrtalov Iaroslav Birel / Tm / Bridgestone		15	321	Dufek Josh Exprit / Tm / Bridgestone		
333	Shaparov Roman Energy / Tm / Bridgestone		14	324	Fluxa Lorenzo Praga / Tm / Bridgestone		
316	Zhivnov Andrey Tony Kart / Vortex / Bridgestone		13	358	Putyatin Slavik Parolin / Tm / Bridgestone		
308	Siverholm William Tony Kart / Vortex / Bridgestone		124 Points	12	379	Primm Simon Dr / Tm / Bridgestone	
350	Dijkstra Thomas Birel Art / Tm / Bridgestone		89 Points	11	359	Mertsalmi Samuli Tony Kart / Tm / Bridgestone	
319	Zanfari Suleiman Tony Kart / Vortex / Bridgestone		78 Points	10	365	Bertini Colla Tony Kart / Vortex / Bridgestone	
373	Coertze Joshua Kosmic / Vortex / Bridgestone		109 Points	9	307	Kharitonov Tikhon Exprit / Tm / Bridgestone	
344	Fornaroli Leonardo Kr / Iame / Bridgestone		101 Points	8	355	Rees Matthew Fa Alonso / Vortex / Bridgestone	
309	Sasse Hugo Kr / Parilla / Bridgestone		49 Points	7	356	Trulli Enzo Crg / Tm / Bridgestone	
312	Knopp Josef Crg / Parilla / Bridgestone		107 Points	6	385	Paparo Michael Energy / Tm / Bridgestone	
330	Wharton James Parolin / Parilla / Bridgestone		46 Points	5	367	Brizhan Alexey Tony Kart / Vortex / Bridgestone	
325	Meguetounif Sami Formula K / Tm / Bridgestone		27 Points	4	354	Laursen Conrad Fa Alonso / Vortex / Bridgestone	
375	Montoya Sebastian Tony Kart / Vortex / Bridgestone		65 Points	3	351	Askey Kai Fa Alonso / Vortex / Bridgestone	
346	Griggs Luca Exprit / Vortex / Bridgestone		10 Points	2	329	Villa Edoardo Tb Kart / Tm / Bridgestone	
352	O'Sullivan Zak Fa Alonso / Vortex / Bridgestone		58 Points	1	304	Smal Kirill Tony Kart / Vortex / Bridgestone	

POLE POSITION



Start : 16/02 - 17:20 13 Laps = 15,600 Km

23rd WINTER CUP (ITA) 15-18/02/2018

Page 1 / 1

FICR

Apex Timing

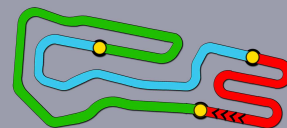


Scan this QR code for live timing



Timing service and charts editing provided by:

**Federazione Italiana
Cronometristi**



Qualifying Heats C-D

Document 34.1 OFFICIAL

OK DEF. RESULTS

Rnk	No.	Entrant	Nat	E. Driver	D. Equipment	Time	Laps	Best Lap	Gap	Interv.	Sector 1	Sector 2	Sector 3	Penalty	Points
1	▲6	320 FORZA RACING	GBR	Van't Hoff Dilano	Exprit / Tm / Bridgestone	10:49.863	13	49.343			19.399	15.153	14.791		0
2	▲3	390 KR MOTOR SPORT	ITA	Barnard Taylor	Kr / Parilla / Bridgestone	10:50.414	13	49.414	0.551	0.551	19.471	15.122	14.821		2
3	▼1	362 CRG SPA	ITA	Spina Alfio	Crg / Tm / Bridgestone	10:51.994	13	49.349	2.131	1.580	19.375	15.157	14.817		3
4	▲4	322 KOSMIC RACING DEPARTEME	BRA	Camara Rafael	Kosmic / Vortex / Bridgestone	10:52.026	13	49.390	2.163	0.032	19.368	15.173	14.849		4
5	▲4	332 ENERGY CORSE SRL	ITA	Day Jamie	Energy / Tm / Bridgestone	10:52.132	13	49.314	2.269	0.106	19.507	15.054	14.753		5
6	▲5	303 WARD RACING	ITA	Øgaard Sebastian	Tony Kart / Vortex / Bridgestone	10:53.427	13	49.132	3.564	1.295	19.363	15.085	14.684		6
7	▲6	380 TEAM OAKES	GBR	Dimitrov Georgi	Exprit / Vortex / Bridgestone	10:54.078	13	49.363	4.215	0.651	19.414	15.133	14.816		7
8	▲6	301 DPK RACING	ESP	Gomez Gutierrez	Fa Kart / lame / Bridgestone	10:54.474	13	49.360	4.611	0.396	19.443	15.183	14.734		8
9	▲6	336 CRG SPA	ITA	Giardelli Luca	Crg / Tm / Bridgestone	10:54.829	13	49.188	4.966	0.355	19.291	15.087	14.810		9
10	▲2	389 KR MOTOR SPORT	ITA	Amand Marcus	Kr / Parilla / Bridgestone	10:55.356	13	49.278	5.493	0.527	19.311	15.161	14.806		10
11	▼10	353 RICKY FLYNN MOTORSPORT	ITA	Aron Paul	Fa Alonso / Vortex / Bridgestone	10:55.746	13	49.430	5.883	0.390	19.489	15.162	14.779		11
12	▲10	364 BABY RACE DRIVER ACADEM	ITA	Contecha Diego	Tony Kart / Vortex / Bridgestone	10:56.567	13	49.490	6.704	0.821	19.416	15.178	14.896		12
13	▲4	318 WARD RACING	SWE	Victorsson Philip	Kosmic / Tm / Bridgestone	10:56.604	13	49.358	6.741	0.037	19.385	15.136	14.837		13
14	▼11	305 WARD RACING	ITA	Beganovic Dino	Tony Kart / Vortex / Bridgestone	10:56.939	13	49.166	7.076	0.335	19.314	15.101	14.751		14
15	▲17	363 KOSMIC RACING DEPARTEME	ITA	Hadrien David	Kosmic / Vortex / Bridgestone	10:57.337	13	49.212	7.474	0.398	19.366	15.129	14.717		15
16	▲9	343 BIREL ART RACING	ITA	Gallo Paolo	Ricciardo / Tm / Bridgestone	10:59.133	13	49.494	9.270	1.796	19.422	15.266	14.806		16
17	▼11	337 CRG SPA	ITA	Bortoleto Gabriel	Crg / Tm / Bridgestone	10:49.450	13	49.190	9.587	0.317	19.414	15.050	14.726	+10.000	17
18	▲1	381 KARTPROM	RUS	Novozhilov Dmitrii	Tony Kart / Tm / Bridgestone	10:59.537	13	49.476	9.674	0.087	19.441	15.187	14.848		18
19	▲8	391 maxim racing sport	DEU	Haralampiev Maksim	Exprit / Tm / Bridgestone	11:00.564	13	49.628	10.701	1.027	19.521	15.191	14.916		19
20	▼4	369 BABY RACE DRIVER ACADEM	ITA	Montenegro Ignacio	Tony Kart / Vortex / Bridgestone	11:00.943	13	49.560	11.080	0.379	19.511	15.209	14.840		20
21	▲2	374 BERTOCCO VINICIO	ITA	Bertocco Gregorio	Tony Kart / Tm / Bridgestone	11:01.723	13	49.720	11.860	0.780	19.545	15.376	14.799		21
22	▼2	331 PAROLIN RACING KART	ITA	Mansell Christian	Parolin / Parilla / Bridgestone	11:05.119	13	49.640	15.256	3.396	19.537	15.230	14.873		22
23	▲1	348 TONY KART RACING TEAM	AUS	Marti Sobrepera Josep	Tony Kart / Vortex / Bridgestone	11:07.467	13	49.725	17.604	2.348	19.536	15.327	14.862		23
24	▼6	370 CRG HOLLAND	ITA	Variawa Saood	Crg / Tm / Bridgestone	10:58.031	13	49.588	18.168	0.564	19.461	15.215	14.912	+10.000	24
25	▲4	371 CRG HOLLAND	ITA	Broer Cherine	Crg / Tm / Bridgestone	11:02.784	13	49.758	22.921	4.753	19.602	15.236	14.920	+10.000	25
26	▲5	368 BABY RACE DRIVER ACADEM	ITA	Scionti Enzo	Tony Kart / Vortex / Bridgestone	11:04.949	13	49.693	25.086	2.165	19.496	15.281	14.916	+10.000	26
27	▲6	378 ATLAS RACING TEAM	RUS	Kamenev Oleg	Tony Kart / Vortex / Bridgestone	11:05.618	13	49.687	25.755	0.669	19.445	15.220	15.022	+10.000	27
28	▼2	342 KSB RACING TEAM	ITA	Dolischka Jorden	Kosmic / Vortex / Bridgestone	11:30.244	13	49.957	40.381	14.626	19.581	15.348	15.028		28
29	▼1	339 TEAM OAKES	GBR	Pingasov Miron	Exprit / Vortex / Bridgestone	1:52.158	2	51.988	11 Laps	11 Laps	20.192	16.274	15.522		29
30	▲4	302 TARILLION BERNHARD	ITA	Tarillion Maximilian	Parolin / lame / Bridgestone	1:52.478	2	51.124	11 Laps	0.320	20.172	15.721	15.231		30
31	▼21	306 WARD RACING	ITA	Soldatov Maksim	Tony Kart / Vortex / Bridgestone	55.224	1	52.778	12 Laps	1 Lap	21.302	15.918	15.558		31
32	▼11	357 BIREL ART RACING	ITA	Ressico D'Aloisio	Birel / Tm / Bridgestone	58.036	1	54.476	12 Laps	2.812	22.051	16.700	15.725		32
33	▼29	347 TONY KART RACING TEAM	ITA	Van Hoepen Laurens	Tony Kart / Vortex / Bridgestone		0		13 Laps	1 Lap					33
34	▼4	326 M2 RACING KARTS	ITA	Pons Lucas	Crg / Parilla / Bridgestone		0		13 Laps	0.000					34

No.337 Bortoleto Gabriel : Time penalty of 10". According to steward's decision n°25

No.370 Variawa Saood : Time penalty of 10". According to steward's decision n°26

No.371 Broer Cherine : Time penalty of 10". According to steward's decision n°27

No.368 Scionti Enzo : Time penalty of 10". According to steward's decision n°28

No.378 Kamenev Oleg : Time penalty of 10". According to steward's decision n°29

Leaders : No.353 Aron Paul (1-9) / No.337 Bortoleto Gabriel (10-13)

Best Lap : No.303 Øgaard Sebastian 49.132 87,92 Kph

Event Record : No.382 Mini Gabriele 48.824 88,48 Kph

Start Time : 16/02 - 15:17:08

Weather : Sunny Air : 9°C Track : Dry

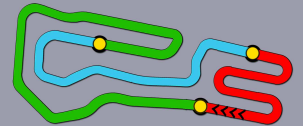


Scan this QR code for live timing



Timing service and charts editing provided by:

Federazione Italiana Cronometristi



OKJ

Qualifying Heats C-D Lap Chart

For information purposes. No official / regulatory value

	1	2	3	4	5	6	7	8	9	10	11	12	13	14	15	16	17	18	19	20	21	22	23	24	25	26	27	28	29	30	31	32	33	34
Grid	353	362	305	347	390	337	320	322	332	306	303	389	380	301	336	369	318	370	381	331	357	364	374	348	343	342	391	339	371	326	368	363	378	302
Start	353	305	362	390	320	337	322	332	306	389	301	380	336	369	303	318	370	381	331	357	364	374	343	342	391	348	371	339	368	363	378	302		
Lap 1 Interval	353	305	390	320	337	362	332	306	322	301	389	380	369	336	318	364	303	381	370	337	331	374	343	391	342	363	371	339	378	368	302	348		
Lap 2	353	305	390	337	320	332	362	322	301	380	369	389	336	318	303	364	381	370	331	343	391	374	363	342	371	339	378	302	368	348				
Lap 3	353	305	390	337	320	332	362	322	380	301	369	389	336	303	364	318	381	370	343	363	391	374	371	331	348	378	368	342						
Lap 4	353	390	305	337	320	332	362	322	380	301	389	369	303	364	336	318	381	370	343	363	391	374	371	331	348	378	368	342						
Lap 5	353	390	337	320	305	332	362	322	380	301	389	303	369	336	364	318	381	370	343	363	391	374	371	348	378	368	331	342						
Lap 6	353	337	390	320	305	332	362	322	301	380	389	303	336	369	364	318	381	370	343	363	391	374	371	348	378	368	331	342						
Lap 7	353	337	390	320	305	332	362	322	301	380	303	389	336	364	318	381	370	343	363	391	369	374	371	348	368	378	331	342						
Lap 8	353	337	320	390	305	332	362	322	301	380	303	389	336	364	318	370	381	363	343	391	369	374	371	368	378	331	348	342						
Lap 9	353	337	320	305	390	332	362	322	301	303	380	389	336	364	318	370	363	381	343	391	369	374	371	368	378	331	348	342						
Lap 10	337	320	390	305	332	353	362	322	301	303	380	389	336	364	318	370	363	381	343	391	369	374	371	368	331	378	348	342						
Lap 11	337	320	390	332	362	322	305	303	380	301	389	353	336	364	318	363	370	381	343	391	369	374	371	368	331	378	348	342						
Lap 12	337	320	390	332	362	322	303	380	301	336	389	353	364	318	305	363	370	343	381	391	369	374	371	368	331	378	348	342						
Lap 13	337	320	390	362	322	332	303	380	301	336	389	353	364	318	305	363	370	343	381	391	369	374	371	368	331	378	348	342						

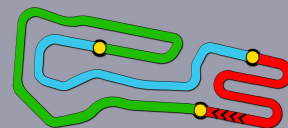


Scan this QR code for live timing



Timing service and charts editing provided by:

Federazione Italiana Cronometristi



OKJ

Qualifying Heats C-D Analysis

For information purposes. No official / regulatory value

Laps	Sector 1	Sector 2	Sector 3	Lap Time
No.301 Gomez Gutierrez				
1	21.426	15.955	15.446	52.827
2	20.890	15.772	15.076	51.738
3	20.102	15.483	14.986	50.571
4	19.477	15.322	14.800	49.599
5	19.470	15.202	14.791	49.463
6	19.434	15.252	14.899	49.585
7	19.443	15.183	14.734	49.360
8	19.442	15.205	14.723	49.370
9	19.479	15.215	14.736	49.430
10	19.465	15.219	14.735	49.419
11	19.861	15.279	15.418	50.558
12	20.318	15.288	14.834	50.440
13	19.479	15.209	14.725	49.413

No.302 Tarillion Maximilian				
1	21.323	18.075	15.613	55.011
2	20.172	15.721	15.231	51.124

No.303 Ögaard Sebastian				
1	21.989	16.437	15.869	54.295
2	20.240	16.010	15.284	51.534
3	19.515	15.511	14.858	49.884
4	19.451	15.530	14.918	49.899
5	19.445	15.208	14.788	49.441
6	19.377	15.119	14.767	49.263
7	19.356	15.113	14.848	49.317
8	19.363	15.085	14.684	49.132
9	19.241	15.171	14.788	49.200
10	19.323	15.129	14.758	49.210
11	19.545	15.202	15.392	50.139
12	19.729	15.145	14.785	49.659
13	19.417	15.102	14.831	49.350

No.305 Beganovic Dino				
1	20.407	15.614	15.142	51.163
2	19.669	15.337	15.030	50.036
3	19.525	15.323	14.897	49.745
4	19.536	15.208	15.515	50.259
5	20.085	15.209	15.383	50.677
6	19.575	15.173	14.895	49.643
7	19.314	15.101	14.751	49.166
8	19.309	15.166	15.149	49.624
9	19.538	15.530	15.004	50.072
10	19.344	15.072	15.498	49.914
11	20.768	15.467	16.149	52.384
12	20.896	16.167	15.665	52.728

Laps	Sector 1	Sector 2	Sector 3	Lap Time
13	19.701	15.329	14.905	49.935
No.306 Soldatov Maksim				
1	21.302	15.918	15.558	52.778
No.318 Victorsson Philip				
1	21.788	16.316	15.947	54.051
2	19.950	15.764	15.558	51.272
3	19.796	15.462	15.690	50.948
4	19.586	15.311	15.000	49.897
5	19.384	15.272	14.968	49.624
6	19.380	15.288	15.036	49.704
7	19.525	15.307	15.169	50.001
8	19.358	15.224	14.861	49.443
9	19.385	15.136	14.837	49.358
10	19.314	15.227	14.900	49.441
11	19.726	15.225	14.995	49.946
12	19.533	15.242	15.210	49.985
13	19.476	15.211	15.006	49.693

No.320 Van't Hoff Dilano				
1	20.507	15.684	15.261	51.452
2	19.651	15.433	15.370	50.454
3	19.602	15.324	15.006	49.932
4	19.481	15.190	14.918	49.589
5	19.527	15.253	14.994	49.774
6	19.377	15.180	14.857	49.414
7	19.399	15.153	14.791	49.343
8	19.398	15.151	14.897	49.446
9	19.567	15.464	15.198	50.229
10	19.349	15.194	15.334	49.877
11	19.433	15.119	14.825	49.377
12	19.469	15.139	14.868	49.476
13	19.428	15.179	14.860	49.467

No.322 Camara Rafael				
1	21.274	16.035	15.811	53.120
2	20.567	15.577	15.125	51.269
3	19.651	15.326	14.936	49.913
4	19.506	15.263	14.855	49.624
5	19.488	15.189	14.865	49.542
6	19.431	15.186	14.809	49.426
7	19.418	15.142	14.840	49.400
8	19.392	15.157	14.859	49.408
9	19.368	15.173	14.849	49.390
10	19.438	15.197	14.800	49.435
11	19.823	15.228	14.842	49.893
12	19.502	15.190	14.896	49.588

Laps	Sector 1	Sector 2	Sector 3	Lap Time
13	19.529	15.238	15.074	49.841
No.331 Mansell Christian				
1	22.346	16.786	15.550	54.682
2	20.241	16.262	16.161	52.664
3	21.380	16.522	15.406	53.308
4	19.801	15.495	15.031	50.327
5	19.777	16.475	15.336	51.588
6	19.807	15.354	15.130	50.291
7	19.639	15.250	14.851	49.740
8	19.956	15.446	14.948	50.350
9	19.529	15.238	14.898	49.665
10	19.546	15.278	14.846	49.670
11	19.667	15.390	14.948	50.005
12	19.596	15.235	14.831	49.662
13	19.537	15.230	14.873	49.640

No.332 Day Jamie				
1	21.060	16.025	15.682	52.767
2	20.088	15.597	15.067	50.752
3	19.648	15.290	14.946	49.884
4	19.596	15.251	14.894	49.741
5	19.449	15.223	14.863	49.535
6	19.475	15.230	14.850	49.555
7	19.456	15.180	14.808	49.444
8	19.497	15.146	14.750	49.393
9	19.406	15.145	14.826	49.377
10	19.348	15.138	14.847	49.333
11	19.507	15.054	14.753	49.314
12	19.472	15.172	15.099	49.743
13	19.943	15.561	15.577	51.081

No.336 Giardelli Luca				
1	21.846	16.210	15.491	53.547
2	20.147	16.191	15.529	51.867
3	19.591	15.346	14.910	49.847
4	19.592	15.728	15.553	50.873
5	19.344	15.287	14.916	49.547
6	19.348	15.165	15.052	49.565
7	19.333	15.146	14.816	49.295
8	19.396	15.096	14.789	49.281
9	19.320	15.148	14.747	49.215
10	19.291	15.087	14.810	49.188
11	19.359	15.249	15.144	49.752
12	20.138	15.307	15.029	50.474
13	19.384	15.149	14.818	49.351

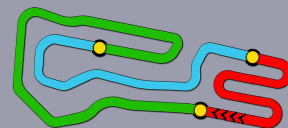


Scan this QR code for live timing



Timing service and charts editing provided by:

**Federazione Italiana
Cronometristi**



OKJ

Qualifying Heats C-D Analysis

For information purposes. No official / regulatory value

Laps	Sector 1	Sector 2	Sector 3	Lap Time
No.337 Bortoleto Gabriel				
1	20.597	15.798	15.169	51.564
2	19.633	15.456	15.027	50.116
3	19.530	15.233	14.770	49.533
4	19.461	15.196	14.858	49.515
5	19.816	15.168	14.780	49.764
6	19.377	15.204	14.834	49.415
7	19.414	15.050	14.726	49.190
8	19.550	15.223	15.200	49.973
9	19.627	15.790	14.823	50.240
10	19.365	15.122	15.244	49.731
11	19.530	15.159	14.744	49.433
12	19.543	15.187	14.735	49.465
13	19.478	15.186	14.747	49.411

No.339 Pingasov Miron				
1	21.813	17.274	15.877	54.964
2	20.192	16.274	15.522	51.988

No.342 Dolischka Jorden				
1	21.658	16.945	16.051	54.654
2	20.192	15.824	16.444	52.460
3	43.424	17.832	15.391	1:16.647
4	19.848	15.588	15.164	50.600
5	19.608	15.453	15.068	50.129
6	19.606	15.424	15.049	50.079
7	19.693	15.390	15.078	50.161
8	19.598	15.403	15.072	50.073
9	19.581	15.348	15.028	49.957
10	19.615	15.399	15.013	50.027
11	19.647	15.453	15.041	50.141
12	19.760	15.499	15.055	50.314
13	19.673	15.439	15.088	50.200

No.343 Gallo Paolo				
1	21.525	16.978	15.467	53.970
2	20.098	16.290	15.946	52.334
3	19.727	15.347	15.067	50.141
4	19.460	15.252	14.983	49.695
5	19.427	15.173	14.951	49.551
6	19.450	15.143	14.911	49.504
7	19.560	16.160	14.955	50.675
8	19.469	15.145	15.129	49.743
9	19.549	15.126	14.898	49.573
10	19.422	15.266	14.806	49.494
11	19.764	15.440	14.970	50.174
12	19.708	15.236	14.996	49.940

No.348 Marti Sobrepera Josep				
1	22.681	18.522	15.599	56.802
2	20.198	15.698	15.303	51.199
3	20.026	15.987	15.702	51.715
4	19.674	15.478	14.960	50.112
5	19.638	15.440	14.938	50.016
6	19.710	15.371	14.867	49.948
7	19.650	15.490	15.690	50.830
8	20.418	15.402	15.326	51.146
9	19.536	15.327	14.862	49.725
10	19.608	15.325	15.064	49.997
11	20.199	15.551	15.089	50.839
12	19.704	15.455	14.972	50.131
13	19.648	15.470	15.014	50.132

No.353 Aron Paul				
1	20.247	15.623	15.045	50.915
2	19.747	15.398	14.947	50.092
3	19.604	15.340	14.921	49.865
4	19.632	15.317	15.248	50.197
5	19.586	15.171	14.802	49.559
6	19.492	15.201	14.830	49.523
7	19.489	15.162	14.779	49.430
8	19.916	15.331	14.791	50.038
9	19.915	15.296	14.849	50.060
10	19.517	15.185	16.536	51.238
11	20.630	15.480	16.531	52.641
12	20.326	15.898	15.022	51.246
13	19.546	15.247	14.804	49.597

No.357 Ressico D'Aloisio				
1	22.051	16.700	15.725	54.476

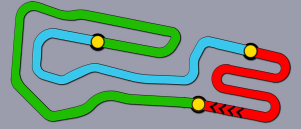
No.362 Spina Alfio				
1	21.499	16.094	15.680	53.273
2	20.263	15.821	15.123	51.207
3	19.631	15.415	14.973	50.019
4	19.528	15.298	14.921	49.747
5	19.429	15.237	14.832	49.498
6	19.399	15.180	14.819	49.398
7	19.374	15.191	14.826	49.391
8	19.407	15.198	14.820	49.425
9	19.375	15.157	14.817	49.349
10	19.401	15.198	14.815	49.414
11	19.624	15.102	14.809	49.535
12	19.450	15.179	14.802	49.431

No.363 Hadrien David				
1	21.490	17.128	15.864	54.482
2	19.819	15.886	16.142	51.847
3	19.957	15.475	15.048	50.480
4	19.564	15.214	14.874	49.652
5	19.415	15.142	14.808	49.365
6	19.394	15.179	14.745	49.318
7	19.332	16.103	14.828	50.263
8	19.400	15.184	14.789	49.373
9	19.338	15.120	14.816	49.274
10	19.366	15.129	14.717	49.212
11	19.536	15.163	14.863	49.562
12	19.582	15.192	14.876	49.650
13	19.491	15.109	14.804	49.404

No.364 Contecha Diego				
1	21.419	16.242	15.682	53.343
2	20.110	16.085	15.477	51.672
3	19.701	15.494	15.039	50.234
4	19.535	15.263	14.933	49.731
5	19.415	15.229	15.188	49.832
6	19.467	15.249	15.023	49.739
7	19.600	15.194	14.844	49.638
8	19.416	15.178	14.896	49.490
9	19.446	15.211	14.925	49.582
10	19.472	15.193	14.874	49.539
11	19.582	15.191	14.884	49.657
12	19.599	15.389	15.190	50.178
13	19.577	15.240	15.131	49.948

No.368 Scionti Enzo				
1	21.846	18.145	15.820	55.811
2	20.025	15.802	15.740	51.567
3	21.301	15.909	15.119	52.329
4	19.680	15.433	15.287	50.400
5	19.551	15.792	15.002	50.345
6	19.496	15.281	14.916	49.693
7	19.546	15.222	15.240	50.008
8	19.759	15.346	14.963	50.068
9	19.541	15.345	14.962	49.848
10	19.525	15.322	14.941	49.788
11	19.643	15.341	14.987	49.971
12	19.631	15.302	14.965	49.898
13	19.572	15.283	14.987	49.842





OKJ

Qualifying Heats C-D Analysis

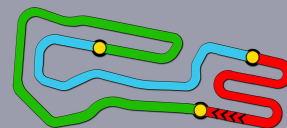
For information purposes. No official / regulatory value

Laps	Sector 1	Sector 2	Sector 3	Lap Time
No.369 Montenegro Ignacio				
1	21.584	15.938	15.482	53.004
2	20.394	15.949	15.117	51.460
3	19.748	15.385	15.226	50.359
4	20.018	15.494	14.943	50.455
5	19.490	15.275	15.116	49.881
6	19.547	15.247	15.409	50.203
7			15.654	53.384
8	19.858	15.447	15.103	50.408
9	19.510	15.261	14.972	49.743
10	19.511	15.209	14.840	49.560
11	19.486	15.261	14.968	49.715
12	19.633	15.330	15.020	49.983
13	19.522	15.208	14.976	49.706
No.370 Variawa Saood				
1	21.987	16.840	15.767	54.594
2	20.201	16.218	16.050	52.469
3	19.721	15.441	15.101	50.263
4	19.614	15.274	14.924	49.812
5	19.461	15.215	14.912	49.588
6	19.483	15.188	15.070	49.741
7	19.541	15.214	14.922	49.677
8	19.599	15.253	14.866	49.718
9	19.467	15.212	15.030	49.709
10	19.476	15.253	14.877	49.606
11	19.845	15.403	14.892	50.140
12	19.611	15.259	14.864	49.734
13	19.517	15.249	14.909	49.675
No.371 Broer Cherine				
1	21.563	17.092	16.375	55.030
2	19.974	15.691	16.287	51.952
3	20.360	15.544	15.165	51.069
4	19.693	15.365	14.983	50.041
5	19.637	15.326	14.944	49.907
6	19.641	15.317	14.997	49.955
7	19.641	15.278	14.984	49.903
8	19.664	15.254	14.952	49.870
9	19.602	15.236	14.920	49.758
10	19.645	15.290	15.112	50.047
11	19.756	15.327	15.031	50.114
12	19.709	15.330	14.974	50.013
13	19.703	15.328	15.002	50.033
No.374 Bertocco Gregorio				
1	21.824	16.833	15.493	54.150

Laps	Sector 1	Sector 2	Sector 3	Lap Time
2	20.219	16.320	16.722	53.261
3	20.207	15.802	15.083	51.092
4	19.698	15.467	14.959	50.124
5	19.547	15.419	14.861	49.827
6	19.615	15.430	14.796	49.841
7	19.604	15.418	14.883	49.905
8	19.564	15.457	14.884	49.905
9	19.573	15.366	14.848	49.787
10	19.545	15.376	14.799	49.720
11	19.649	15.404	14.905	49.958
12	19.711	15.423	14.879	50.013
13	19.635	15.378	14.870	49.883
No.378 Kamenev Oleg				
1	21.512	17.113	15.810	54.435
2	20.160	15.877	15.929	51.966
3	20.828	15.863	15.835	52.526
4	19.703	15.401	15.183	50.287
5	19.560	15.568	15.080	50.208
6	19.551	15.213	14.975	49.739
7	19.556	15.316	15.776	50.648
8	20.019	15.312	15.066	50.397
9	19.533	15.301	15.007	49.841
10	19.483	15.230	15.577	50.290
11	19.612	15.290	14.984	49.886
12	19.557	15.197	15.017	49.771
13	19.445	15.220	15.022	49.687
No.380 Dimitrov Georgi				
1	21.417	15.910	15.656	52.983
2	20.403	15.669	15.378	51.450
3	19.654	15.409	14.945	50.008
4	19.538	15.300	14.904	49.742
5	19.420	15.226	14.834	49.480
6	19.422	15.255	15.283	49.960
7	19.598	15.190	14.846	49.634
8	19.414	15.133	14.816	49.363
9	19.372	15.191	15.065	49.628
10	19.445	15.160	14.806	49.411
11	19.491	15.258	15.152	49.901
12	19.826	15.293	14.920	50.039
13	19.468	15.214	14.860	49.542
No.381 Novozhilov Dmitrii				
1	22.074	16.496	15.784	54.354
2	20.227	16.081	15.249	51.557
3	19.685	15.453	15.199	50.337

Laps	Sector 1	Sector 2	Sector 3	Lap Time
4	19.610	15.377	15.049	50.036
5	19.452	15.236	14.921	49.609
6	19.497	15.225	14.853	49.575
7	19.570	15.231	15.561	50.362
8	19.733	15.845	15.018	50.596
9	19.452	15.245	15.186	49.883
10	19.441	15.187	14.848	49.476
11	19.818	15.284	15.036	50.138
12	20.115	15.336	15.023	50.474
13	19.525	15.265	14.939	49.729
No.389 Amand Marcus				
1	21.234	16.093	15.835	53.162
2	20.607	16.375	15.122	52.104
3	19.665	15.523	14.995	50.183
4	19.747	15.383	14.936	50.066
5	19.453	15.230	14.906	49.589
6	19.393	15.234	14.871	49.498
7	19.376	15.200	15.134	49.710
8	19.416	15.157	14.789	49.362
9	19.334	15.198	14.853	49.385
10	19.311	15.161	14.806	49.278
11	19.520	15.202	14.967	49.689
12	20.180	15.328	15.429	50.937
13	19.594	15.277	14.918	49.789
No.390 Barnard Taylor				
1	20.579	15.717	15.227	51.523
2	19.674	15.377	15.001	50.052
3	19.550	15.237	14.931	49.718
4	19.490	15.224	14.933	49.647
5	19.579	15.200	14.912	49.691
6	19.416	15.180	15.213	49.809
7	19.471	15.122	14.821	49.414
8	19.413	15.299	15.554	50.266
9	19.661	15.262	15.287	50.210
10	19.431	15.178	14.958	49.567
11	19.535	15.118	14.843	49.496
12	19.455	15.174	15.239	49.868
13	19.423	15.183	14.816	49.422
No.391 Haralampiev Maksim				
1	21.505	17.260	15.769	54.534
2	20.127	15.714	15.880	51.721
3	20.433	15.490	15.380	51.303
4	19.760	15.317	14.948	50.025
5	19.613	15.211	14.927	49.751





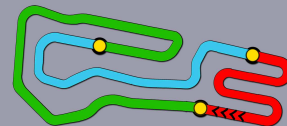
OKJ

Qualifying Heats C-D Analysis

For information purposes. No official / regulatory value

Laps	Sector 1	Sector 2	Sector 3	Lap Time
6	19.521	15.191	14.916	49.628
7	19.525	15.316	15.001	49.842
8	19.621	15.239	14.952	49.812
9	19.621	15.233	14.892	49.746
10	19.521	15.237	14.884	49.642
11	19.769	15.319	14.944	50.032
12	19.631	15.253	14.998	49.882
13	19.613	15.234	14.981	49.828





OKJ

Qualifying Heats C-D Starting Grid

Document 24.1 OFFICIAL

302	Tarillion Maximilian Parolin / Iame / Bridgestone		17	378	Kamenev Oleg Tony Kart / Vortex / Bridgestone		114 Points	
363	Hadrien David Kosmic / Vortex / Bridgestone		73 Points	16	368	Scionti Enzo Tony Kart / Vortex / Bridgestone		
326	Pons Lucas Crg / Parilla / Bridgestone		15	371	Broer Cherine Crg / Tm / Bridgestone			
339	Pingasov Miron Exprit / Vortex / Bridgestone		108 Points	14	391	Haralampiev Maksim Exprit / Tm / Bridgestone		118 Points
342	Dolischka Jorden Kosmic / Vortex / Bridgestone		13	343	Gallo Paolo Ricciardo / Tm / Bridgestone		95 Points	
348	Marti Sobrepera Josep Tony Kart / Vortex / Bridgestone		121 Points	12	374	Bertocco Gregorio Tony Kart / Tm / Bridgestone		
364	Contecha Diego Tony Kart / Vortex / Bridgestone		92 Points	11	357	Ressico D'Aloisio Birel / Tm / Bridgestone		127 Points
331	Mansell Christian Parolin / Parilla / Bridgestone		104 Points	10	381	Novozhilov Dmitrii Tony Kart / Tm / Bridgestone		87 Points
370	Variawa Saood Crg / Tm / Bridgestone		96 Points	9	318	Victorsson Philip Kosmic / Tm / Bridgestone		96 Points
369	Montenegro Ignacio Tony Kart / Vortex / Bridgestone		8	336	Giardelli Luca Crg / Tm / Bridgestone		70 Points	
301	Gomez Gutierrez Fa Kart / Iame / Bridgestone		31 Points	7	380	Dimitrov Georgi Exprit / Vortex / Bridgestone		37 Points
389	Amand Marcus Kr / Parilla / Bridgestone		39 Points	6	303	Øgaard Sebastian Tony Kart / Vortex / Bridgestone		51 Points
306	Soldatov Maksim Tony Kart / Vortex / Bridgestone		85 Points	5	332	Day Jamie Energy / Tm / Bridgestone		49 Points
322	Camara Rafael Kosmic / Vortex / Bridgestone		63 Points	4	320	Van't Hoff Dilano Exprit / Tm / Bridgestone		48 Points
337	Bortoleto Gabriel Crg / Tm / Bridgestone		24 Points	3	390	Barnard Taylor Kr / Parilla / Bridgestone		50 Points
347	Van Hoepen Laurens Tony Kart / Vortex / Bridgestone		77 Points	2	305	Beganovic Dino Tony Kart / Vortex / Bridgestone		31 Points
362	Spina Alfio Crg / Tm / Bridgestone		82 Points	1	353	Aron Paul Fa Alonso / Vortex / Bridgestone		22 Points

POLE POSITION



Start : 16/02 - 15:10 13 Laps = 15,600 Km

23° WINTER CUP (ITA) 15-18/02/2018

FICR

Page 1 / 1

Apex Timing

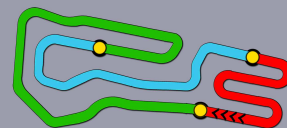


Scan this QR code for live timing



Timing service and charts editing provided by:

**Federazione Italiana
Cronometristi**



Qualifying Heats A-B

Document 33.1 OFFICIAL

OK DEF. RESULTS

Rnk	No.	Entrant	Nat E.	Driver	Nat D.	Equipment	Time	Laps	Best Lap	Gap	Interv.	Sector 1	Sector 2	Sector 3	Penalty	Points
1	382	PAROLIN RACING KART	ITA	Mini Gabriele	ITA	Parolin / Iame / Bridgestone	10:48.603	13	49.224			19.354	15.118	14.752		0
2	349	BIREL ART RACING	ITA	Pizzi Francesco	ITA	Birel Art / Tm / Bridgestone	10:48.984	13	49.266	0.381	0.381	19.399	15.137	14.730		2
3	304	WARD RACING	SWE	Smal Kirill	RUS	Tony Kart / Vortex / Bridgestone	10:49.052	13	49.036	0.449	0.068	19.239	15.070	14.727		3
4	366	BABY RACE DRIVER ACADEM	ITA	Bedrin Nikita	ITA	Tony Kart / Vortex / Bridgestone	10:50.360	13	49.259	1.757	1.308	19.324	15.123	14.812		4
5	383	PAROLIN RACING KART	ITA	Cenedese Alessandro	ITA	Parolin / Iame / Bridgestone	10:50.575	13	49.247	1.972	0.215	19.356	15.072	14.819		5
6	385	ENERGY CORSE SRL	ITA	Paparo Michael	ITA	Energy / Tm / Bridgestone	10:53.983	13	49.279	5.380	3.408	19.379	15.078	14.822		6
7	351	RICKY FLYNN MOTORSPORT	GBR	Askey Kai	GBR	Fa Alonso / Vortex / Bridgestone	10:54.219	13	49.198	5.616	0.236	19.402	15.032	14.764		7
8	329	TB KART SRL	ITA	Villa Edoardo	ITA	Tb Kart / Tm / Bridgestone	10:55.194	13	49.274	6.591	0.975	19.321	15.140	14.813		8
9	367	BABY RACE DRIVER ACADEM	ITA	Brizhan Alexey	ITA	Tony Kart / Vortex / Bridgestone	10:56.010	13	49.517	7.407	0.816	19.493	15.154	14.870		9
10	354	RICKY FLYNN MOTORSPORT	GBR	Laursen Conrad	GBR	Fa Alonso / Vortex / Bridgestone	10:56.727	13	49.402	8.124	0.717	19.477	15.124	14.801		10
11	376	PRIMA RACING	RUS	Mertsalmi Andrey	RUS	Tony Kart / Tm / Bridgestone	10:56.897	13	49.359	8.294	0.170	19.424	15.145	14.790		11
12	338	CRG SPA	ITA	Putera Adam	MYS	Crq / Tm / Bridgestone	10:57.346	13	49.326	8.743	0.449	19.399	15.110	14.817		12
13	356	CRG SPA	ITA	Trulli Enzo	ITA	Crq / Tm / Bridgestone	10:58.097	13	49.561	9.494	0.751	19.493	15.195	14.873		13
14	334	EVOKART SRL	ITA	Albanese Federico	ITA	Evokart / Tm / Bridgestone	11:00.979	13	49.568	12.376	2.882	19.426	15.228	14.914		14
15	359	KOSKI MOTORSPORT	FIN	Mertsalmi Samuli	FIN	Tony Kart / Tm / Bridgestone	11:01.784	13	49.480	13.181	0.805	19.452	15.165	14.863		15
16	345	DPK RACING	CZE	Urbeltz Moar	CZE	Fa Kart / Iame / Bridgestone	11:03.518	13	49.678	14.915	1.734	19.526	15.281	14.871		16
17	355	RICKY FLYNN MOTORSPORT	GBR	Rees Matthew	GBR	Fa Alonso / Vortex / Bridgestone	11:03.975	13	49.628	15.372	0.457	19.529	15.258	14.841		17
18	358	TURKIEWICZ WIKTOR	Putyatin Slavik	Parolin / Tm / Bridgestone	11:05.017	13	49.457	16.414	1.042	19.429	15.224	14.804		18		
19	384	PAROLIN POLAND	Siksnelis Kajus	Parolin / Vortex / Bridgestone	11:06.558	13	49.609	17.955	1.541	19.495	15.237	14.877		19		
20	311	TB RACING TEAM	Zug Lilly	Kr / Parilla / Bridgestone	11:06.629	13	49.814	18.026	0.071	19.597	15.296	14.921		20		
21	387	KR MOTOR SPORT	Gravlund Sebastian	Kr / Parilla / Bridgestone	11:07.076	13	49.685	18.473	0.447	19.465	15.258	14.962		21		
22	335	FORZA RACING	Hadjar Isac	Exprit / Tm / Bridgestone	10:57.415	13	49.503	18.812	0.339	19.490	15.182	14.831	+10.000	22		
23	360	CRG SPA	Maxson Tyler	Crq / Tm / Bridgestone	11:07.772	13	49.656	19.169	0.357	19.451	15.265	14.940		23		
24	341	FORMULA K	Chiappini Tommaso	Formula K / Tm / Bridgestone	11:08.316	13	49.888	19.713	0.544	19.525	15.306	15.057		24		
25	379	DR SRL	Primm Simon	Dr / Tm / Bridgestone	11:00.642	13	49.597	22.039	2.326	19.505	15.266	14.826	+10.000	25		
26	340	RTG KART SPORT	Jaromin David	Crq / Parilla / Bridgestone	11:13.859	13	50.315	25.256	3.217	19.701	15.489	15.125		26		
27	307	FORZA RACING	Kharitonov Tikhon	Exprit / Tm / Bridgestone	11:04.468	13	49.446	25.865	0.609	19.442	15.127	14.877	+10.000	27		
28	321	FORZA RACING	Dufek Josh	Exprit / Tm / Bridgestone	11:04.683	12	49.758	1 Lap	1 Lap	19.522	15.320	14.916		28		
29	324	PRAGA RACING TEAM	Fluxa Lorenzo	Praga / Tm / Bridgestone	9:23.924	11	49.705	2 Laps	1 Lap	19.427	15.240	15.038		29		
30	365	KSM SCHUMACHER RACING	Bertini Colla	Tony Kart / Vortex / Bridgestone	2:41.203	3	50.732	10 Laps	8 Laps	19.950	15.577	15.205		30		
31	388	KR MOTOR SPORT	Balzarotti Alessandro	Kr / Parilla / Bridgestone	1:49.190	2	50.910	11 Laps	1 Lap	19.881	15.624	15.405		31		
32	361	CRG SPA	Giovane Elio	Crq / Tm / Bridgestone	2:15.165	2	57.539	11 Laps	25.975	24.422	17.128	15.989		32		
33	386	TR MOTORSPORT	Tohum Arthur	Jesolo / Tm / Bridgestone	4.639	0		13 Laps	2 Laps					33		
34	328	DAEMS RACING TEAM	Gilles Stadsbader	Tony Kart / Vortex / Bridgestone	5.234	0		13 Laps	0.595					34		
35	372	BABY RACE DRIVER ACADEM	Phoenix Ksenia	Tony Kart / Vortex / Bridgestone	6.131	0		13 Laps	0.897					35		

No.335 Hadjar Isac : Time penalty of 10". According to steward's decision n°22

No.379 Primm Simon : Time penalty of 10". According to steward's decision n°23

No.307 Kharitonov Tikhon : Time penalty of 10". According to steward's decision n°24

Leaders : No.349 Pizzi Francesco (1-5) / No.382 Mini Gabriele (6-13)

Start Time : 16/02 - 14:51:48

Best Lap : No.304 Smal Kirill 49.036 88,09 Kph

Weather : Sunny Air : 8°C Track : Dry

Event Record : No.382 Mini Gabriele 48.824 88,48 Kph

No.338 09:11 Lap 10

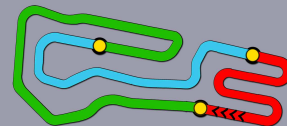


Scan this QR code for live timing



Timing service and charts editing provided by:

Federazione Italiana Cronometristi



OKJ

Qualifying Heats A-B Lap Chart

For information purposes. No official / regulatory value

	1	2	3	4	5	6	7	8	9	10	11	12	13	14	15	16	17	18	19	20	21	22	23	24	25	26	27	28	29	30	31	32	33	34	35
Grid	382	304	349	329	366	351	383	354	335	367	338	385	376	356	345	355	388	307	334	365	361	359	384	379	387	358	386	324	328	321	311	340	341	372	360
Start	382	349	366	304	383	329	335	351	338	354	367	385	376	356	345	388	334	355	307	365	361	359	384	379	387	386	358	324	328	321	340	311	341	372	360
Lap 1 Interval	349	366	382	383	335	304	329	338	351	367	385	354	376	345	356	388	334	365	355	307	379	359	384	387	311	324	361	341	358	360	340	321			
Lap 2	349	382	366	383	304	335	338	367	351	385	354	329	376	345	356	334	388	365	355	307	379	359	384	387	324	311	360	341	358	340	361	321			
Lap 3	349	382	366	383	304	335	367	338	385	351	354	376	329	356	365	334	345	307	379	359	384	355	387	324	311	360	341	358	340	321					
Lap 4	349	382	366	383	304	335	367	338	385	376	354	351	329	356	307	379	345	334	359	387	355	324	311	384	360	358	341	340	321						
Lap 5	349	382	366	383	304	335	367	338	385	376	351	354	329	356	307	379	345	334	359	387	355	324	311	384	360	358	341	340	321						
Lap 6	382	349	366	383	304	367	335	338	385	376	351	329	354	356	307	379	345	334	359	387	355	324	311	384	358	360	341	340	321						
Lap 7	382	349	366	383	304	367	335	338	385	376	351	329	354	356	379	345	334	307	359	387	324	355	311	384	358	341	360	340	321						
Lap 8	382	349	366	383	304	367	335	338	385	376	351	329	354	356	379	345	334	307	359	387	324	355	311	384	358	341	360	340	321						
Lap 9	382	349	383	366	304	367	335	338	385	376	351	329	354	356	379	345	334	307	359	387	324	355	311	358	384	341	360	340	321						
Lap 10	382	349	383	304	366	367	385	351	376	335	329	338	354	356	379	334	307	359	345	324	387	355	311	358	384	341	360	340	321						
Lap 11	382	349	304	383	366	385	351	367	376	329	354	335	338	356	379	334	359	345	324	387	307	355	311	358	384	360	341	340	321						
Lap 12	382	349	304	383	366	385	351	329	367	376	354	335	338	356	379	334	359	345	355	307	358	311	384	387	360	341	340	321							
Lap 13	382	349	304	366	383	385	351	329	367	354	376	338	335	356	379	334	359	345	355	307	358	384	311	387	360	341	340								

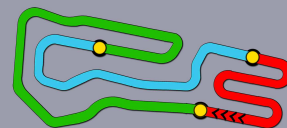


Scan this QR code for live timing



Timing service and charts editing provided by:

Federazione Italiana Cronometristi



OKJ

Qualifying Heats A-B Analysis

For information purposes. No official / regulatory value

Laps	Sector 1	Sector 2	Sector 3	Lap Time
No.304 Smal Kirill				
1	21.689	16.006	16.056	53.751
2	19.869	15.437	15.283	50.589
3	19.676	15.262	14.894	49.832
4	19.458	15.215	14.916	49.589
5	19.383	15.157	14.823	49.363
6	19.442	15.187	14.861	49.490
7	19.366	15.126	14.824	49.316
8	19.392	15.097	14.842	49.331
9	19.265	15.086	14.989	49.340
10	19.375	15.081	14.749	49.205
11	19.239	15.070	14.727	49.036
12	19.286	15.070	14.754	49.110
13	19.262	15.069	14.760	49.091

Laps	Sector 1	Sector 2	Sector 3	Lap Time
No.307 Kharitonov Tikhon				
1	23.489	16.551	15.981	56.021
2	19.843	15.589	15.213	50.645
3	19.594	15.901	15.945	51.440
4	20.002	15.372	15.050	50.424
5	19.565	15.228	14.991	49.784
6	19.484	15.255	14.994	49.733
7	19.500	15.799	16.061	51.360
8	19.573	15.274	15.395	50.242
9	19.442	15.127	14.877	49.446
10	19.439	15.369	15.514	50.322
11	19.500	15.809	15.964	51.273
12	19.924	15.596	15.133	50.653
13	19.446	15.258	14.947	49.651

Laps	Sector 1	Sector 2	Sector 3	Lap Time
No.311 Zug Lilly				
1	22.655	16.797	15.874	55.326
2	21.001	15.741	15.638	52.380
3	20.004	15.691	15.168	50.863
4	19.842	15.494	15.054	50.390
5	19.783	15.573	14.946	50.302
6	19.732	15.430	14.995	50.157
7	19.830	15.426	14.926	50.182
8	19.682	15.512	15.013	50.207
9	19.614	15.391	14.962	49.967
10	19.597	15.296	14.921	49.814
11	19.628	15.445	14.867	49.940
12	19.642	15.384	15.397	50.423
13	19.689	15.490	15.781	50.960

Laps	Sector 1	Sector 2	Sector 3	Lap Time
No.321 Dufek Josh				
1	1:03.890	16.671	15.886	1:36.447

Laps	Sector 1	Sector 2	Sector 3	Lap Time
No.324 Fluxa Lorenzo				
2	20.207	15.824	15.395	51.426
3	20.359	15.645	16.877	52.881
4	20.339	16.370	17.412	54.121
5	19.874	15.480	18.627	53.981
6	19.977	15.500	15.069	50.546
7	19.545	15.316	15.069	49.930
8	19.439	15.469	15.020	49.928
9	19.637	15.431	15.112	50.180
10	19.468	15.308	14.986	49.762
11	19.733	15.701	14.986	50.420
12	19.522	15.320	14.916	49.758

Laps	Sector 1	Sector 2	Sector 3	Lap Time
No.329 Villa Edoardo				
1	21.856	16.149	15.771	53.776
2	19.785	15.513	16.597	51.895
3	20.691	15.808	15.198	51.697
4	19.656	15.316	14.953	49.925
5	19.529	15.328	15.035	49.892
6	19.456	15.193	15.048	49.697
7	19.498	15.181	14.855	49.534
8	19.351	15.159	14.837	49.347
9	19.321	15.140	14.813	49.274
10	19.329	15.106	14.958	49.393
11	19.389	15.138	14.893	49.420
12	19.614	15.261	14.938	49.813
13	19.421	15.138	14.773	49.332

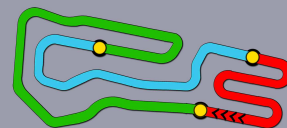
Laps	Sector 1	Sector 2	Sector 3	Lap Time
No.334 Albanese Federico				
1	22.631	17.054	15.618	55.303
2	19.923	15.530	15.173	50.626
3	20.030	15.965	16.108	52.103
4	20.626	15.955	15.133	51.714
5	19.583	15.405	14.946	49.934
6	19.555	15.183	14.975	49.713

Laps	Sector 1	Sector 2	Sector 3	Lap Time
No.335 Hadjar Isac				
7	19.534	15.213	15.373	50.120
8	19.628	15.280	15.005	49.913
9	19.489	15.196	14.926	49.611
10	19.569	15.256	14.901	49.726
11	19.539	15.344	14.959	49.842
12	19.499	15.169	14.947	49.615
13	19.426	15.228	14.914	49.568

Laps	Sector 1	Sector 2	Sector 3	Lap Time
No.338 Putera Adam				
1	21.548	16.094	15.559	53.201
2	19.879	15.564	15.711	51.154
3	19.641	15.428	14.975	50.044
4	19.533	15.324	14.899	49.756
5	19.558	15.292	14.926	49.776
6	19.618	15.334	15.323	50.275
7	19.540	15.264	14.899	49.703
8	19.477	15.226	14.892	49.595
9	19.490	15.182	14.831	49.503
10	19.467	15.153	16.683	51.303
11	20.467	15.504	15.123	51.094
12	19.567	15.242	14.947	49.756
13	19.501	15.139	15.325	49.965

Laps	Sector 1	Sector 2	Sector 3	Lap Time
No.340 Jaromin David				
1	21.821	16.167	15.690	53.678
2	19.863	15.484	15.886	51.233
3	19.730	15.320	15.293	50.343
4	19.553	15.306	14.938	49.797
5	19.449	15.485	14.952	49.886
6	19.476	15.193	15.197	49.866
7	19.509	15.215	14.914	49.638
8	19.432	15.126	14.865	49.423
9	19.399	15.110	14.817	49.326
10	19.403	15.104	16.809	51.316
11	20.541	15.368	15.156	51.065
12	19.583	15.161	14.968	49.712
13	19.509	15.089	15.021	49.619





OKJ

Qualifying Heats A-B Analysis

For information purposes. No official / regulatory value

Laps	Sector 1	Sector 2	Sector 3	Lap Time
9	19.720	15.523	15.156	50.399
10	19.752	15.481	15.174	50.407
11	19.764	15.524	15.233	50.521
12	19.757	15.470	15.154	50.381
13	19.701	15.489	15.125	50.315

No.341 Chiappini Tommaso				
Laps	Sector 1	Sector 2	Sector 3	Lap Time
1	22.686	17.524	16.168	56.378
2	21.556	16.198	15.392	53.146
3	19.903	15.589	15.172	50.664
4	19.746	15.892	15.196	50.834
5	19.879	15.604	15.194	50.677
6	19.746	15.430	15.125	50.301
7	19.650	15.396	15.079	50.125
8	19.619	15.340	15.022	49.981
9	19.586	15.410	15.069	50.065
10	19.642	15.277	15.087	50.006
11	19.561	15.336	15.452	50.349
12	19.661	15.243	15.010	49.914
13	19.525	15.306	15.057	49.888

No.345 Urbeltz Moar				
Laps	Sector 1	Sector 2	Sector 3	Lap Time
1	22.362	16.781	15.450	54.593
2	19.956	15.616	15.150	50.722
3	20.348	16.094	16.806	53.248
4	20.310	15.649	14.904	50.863
5	19.584	15.336	14.847	49.767
6	19.526	15.281	14.871	49.678
7	19.508	15.783	15.372	50.663
8	19.602	15.314	14.836	49.752
9	19.583	15.331	14.865	49.779
10	19.839	15.425	15.867	51.131
11	19.539	15.604	15.465	50.608
12	19.681	15.398	14.824	49.903
13	19.663	15.345	14.862	49.870

No.349 Pizzi Francesco				
Laps	Sector 1	Sector 2	Sector 3	Lap Time
1	20.339	15.739	15.120	51.198
2	19.925	15.601	15.077	50.603
3	19.695	15.371	14.923	49.989
4	19.638	15.346	14.928	49.912
5	19.564	15.293	14.883	49.740
6	19.666	15.435	15.143	50.244
7	19.527	15.268	14.816	49.611
8	19.418	15.190	14.769	49.377
9	19.416	15.203	14.766	49.385
10	19.405	15.133	14.757	49.295

Laps	Sector 1	Sector 2	Sector 3	Lap Time
11	19.399	15.137	14.730	49.266
12	19.432	15.117	14.721	49.270
13	19.279	15.068	15.066	49.413

No.351 Askey Kai				
Laps	Sector 1	Sector 2	Sector 3	Lap Time
1	22.110	16.195	15.698	54.003
2	20.154	15.512	15.598	51.264
3	19.887	15.262	15.534	50.683
4	19.766	15.238	15.813	50.817
5	19.637	15.203	14.876	49.716
6	19.498	15.128	14.816	49.442
7	19.443	15.171	14.823	49.437
8	19.440	15.152	14.791	49.383
9	19.414	15.047	14.843	49.304
10	19.389	15.033	14.995	49.417
11	19.498	15.349	15.055	49.902
12	19.488	15.040	14.776	49.304
13	19.402	15.032	14.764	49.198

No.354 Laursen Conrad				
Laps	Sector 1	Sector 2	Sector 3	Lap Time
1	22.513	16.393	15.719	54.625
2	19.899	15.584	15.236	50.719
3	20.044	15.422	15.071	50.537
4	19.731	15.393	15.551	50.675
5	19.805	15.327	14.934	50.066
6	19.611	15.165	15.457	50.233
7	19.491	15.211	14.868	49.570
8	19.474	15.148	14.826	49.448
9	19.477	15.124	14.801	49.402
10	19.472	15.092	14.885	49.449
11	19.801	15.154	14.849	49.804
12	19.437	15.131	14.986	49.554
13	19.650	15.219	15.312	50.181

No.355 Rees Matthew				
Laps	Sector 1	Sector 2	Sector 3	Lap Time
1	23.324	16.708	15.681	55.713
2	19.996	15.577	15.101	50.674
3	20.042	15.993	16.550	52.585
4	19.944	15.754	15.862	51.560
5	19.667	15.275	15.012	49.954
6	19.570	15.248	15.161	49.979
7	19.985	15.367	14.923	50.275
8	19.502	15.209	14.960	49.671
9	19.669	15.892	15.040	50.601
10	19.633	15.336	15.163	50.132
11	19.533	15.237	15.085	49.855
12	19.794	15.408	14.906	50.108

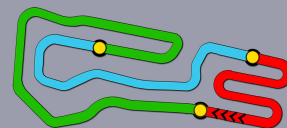
Laps	Sector 1	Sector 2	Sector 3	Lap Time
13	19.529	15.258	14.841	49.628

No.356 Trulli Enzo				
Laps	Sector 1	Sector 2	Sector 3	Lap Time
1	22.426	16.993	15.586	55.005
2	19.900	15.599	15.071	50.570
3	20.277	15.919	16.096	52.292
4	19.907	15.333	15.077	50.317
5	19.594	15.234	14.978	49.806
6	19.504	15.398	15.026	49.928
7	19.538	15.208	14.918	49.664
8	19.479	15.325	14.917	49.721
9	19.468	15.214	14.896	49.578
10	19.444	15.212	14.940	49.596
11	19.522	15.250	14.886	49.658
12	19.493	15.195	14.873	49.561
13	19.492	15.160	14.944	49.596

No.358 Putyatin Slavik				
Laps	Sector 1	Sector 2	Sector 3	Lap Time
1	23.569	17.688	16.485	57.742
2	21.658	16.185	15.335	53.178
3	19.928	15.665	15.072	50.665
4	19.672	15.559	14.990	50.221
5	19.932	15.528	15.270	50.730
6	19.733	15.405	15.035	50.173
7	19.648	15.325	14.853	49.826
8	19.559	15.316	14.840	49.715
9	19.577	15.310	14.788	49.675
10	19.497	15.316	14.749	49.562
11	19.519	15.307	14.783	49.609
12	19.458	15.310	14.946	49.714
13	19.429	15.224	14.804	49.457

No.359 Mertsalmi Samuli				
Laps	Sector 1	Sector 2	Sector 3	Lap Time
1	23.396	16.524	15.810	55.730
2	20.123	15.653	15.172	50.948
3	19.721	15.730	15.710	51.161
4	20.491	15.763	15.214	51.468
5	19.618	15.379	14.971	49.968
6	19.528	15.209	14.951	49.688
7	19.409	15.282	15.368	50.059
8	19.660	15.303	15.278	50.241
9	19.460	15.198	14.909	49.567
10	19.518	15.229	15.412	50.159
11	19.502	15.398	14.866	49.766
12	19.452	15.165	14.863	49.480
13	19.479	15.173	14.883	49.535





OKJ

Qualifying Heats A-B Analysis

For information purposes. No official / regulatory value

Laps	Sector 1	Sector 2	Sector 3	Lap Time
No.360 Maxson Tyler				
1	22.440	17.554	16.254	56.248
2	21.036	15.949	15.466	52.451
3	20.044	15.548	15.212	50.804
4	19.755	15.463	15.198	50.416
5	19.963	15.520	15.348	50.831
6	19.702	15.375	15.333	50.410
7	19.863	15.368	15.475	50.706
8	19.749	15.428	15.024	50.201
9	19.571	15.285	15.017	49.873
10	19.623	15.434	14.969	50.026
11	19.580	15.309	15.143	50.032
12	19.562	15.247	14.942	49.751
13	19.451	15.265	14.940	49.656

No.361 Giovane Elio				
1	24.422	17.128	15.989	57.539
2	24.362	26.890	22.394	1:13.646

No.365 Bertini Colla				
1	22.603	16.684	15.689	54.976
2	19.950	15.577	15.205	50.732
3	19.990	15.746	15.957	51.693

No.366 Bedrin Nikita				
1	21.206	15.908	15.236	52.350
2	19.773	15.517	15.381	50.671
3	19.644	15.347	14.988	49.979
4	19.477	15.226	14.984	49.687
5	19.455	15.181	14.907	49.543
6	19.471	15.254	14.901	49.626
7	19.428	15.184	14.897	49.509
8	19.416	15.164	14.865	49.445
9	19.402	15.172	15.276	49.850
10	19.519	15.218	14.844	49.581
11	19.324	15.123	14.812	49.259
12	19.354	15.147	14.821	49.322
13	19.363	15.128	15.170	49.661

No.367 Brizhan Alexey				
1	21.972	16.200	15.742	53.914
2	19.837	15.410	15.766	51.013
3	19.705	15.344	14.967	50.016
4	19.498	15.167	14.899	49.564
5	19.508	15.332	14.864	49.704
6	19.502	15.168	14.929	49.599
7	19.451	15.185	14.924	49.560
8	19.483	15.234	14.900	49.617

9	19.493	15.154	14.870	49.517
10	19.447	15.162	15.674	50.283
11	19.544	15.568	15.429	50.541
12	19.799	15.601	15.014	50.414
13	19.632	15.148	14.868	49.648

No.376 Dubynin Andrey				
1	22.355	16.755	15.540	54.650
2	19.849	15.536	15.134	50.519
3	20.235	15.294	15.027	50.556
4	20.004	15.231	14.982	50.217
5	19.566	15.252	14.850	49.668
6	19.516	15.163	14.864	49.543
7	19.587	15.150	14.833	49.570
8	19.424	15.145	14.790	49.359
9	19.401	15.134	15.079	49.614
10	19.486	15.098	14.971	49.555
11	19.446	15.275	15.289	50.010
12	19.793	15.354	15.300	50.447
13	19.811	15.223	15.388	50.422

No.379 Primm Simon				
1	23.110	16.399	15.869	55.378
2	19.936	15.623	15.325	50.884
3	19.666	15.746	15.768	51.180
4	20.018	15.597	14.916	50.531
5	19.557	15.271	14.894	49.722
6	19.559	15.282	14.911	49.752
7	19.428	15.888	15.194	50.510
8	19.633	15.300	14.932	49.865
9	19.550	15.260	14.935	49.745
10	19.627	15.232	14.857	49.716
11	19.665	15.278	14.851	49.794
12	19.505	15.266	14.826	49.597
13	19.546	15.265	14.946	49.757

No.382 Mini Gabriele				
1	21.644	15.986	15.290	52.920
2	19.795	15.499	15.011	50.305
3	19.582	15.204	14.896	49.682
4	19.472	15.356	14.949	49.777
5	19.380	15.170	14.805	49.355
6	19.405	15.299	14.872	49.576
7	19.468	15.131	14.833	49.432
8	19.388	15.205	14.795	49.388
9	19.359	15.268	14.770	49.397
10	19.354	15.118	14.752	49.224

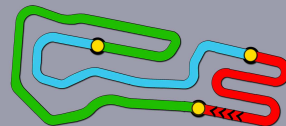
11	19.376	15.119	14.768	49.263
12	19.363	15.131	14.763	49.257
13	19.311	15.121	15.012	49.444

No.383 Cenedese Alessandro				
1	21.537	15.891	15.364	52.792
2	19.892	15.457	15.081	50.430
3	19.620	15.317	14.992	49.929
4	19.524	15.273	14.983	49.780
5	19.461	15.232	14.907	49.600
6	19.446	15.241	14.915	49.602
7	19.473	15.133	14.883	49.489
8	19.445	15.088	14.809	49.342
9	19.352	15.096	14.864	49.312
10	19.356	15.072	14.819	49.247
11	19.328	15.084	15.017	49.429
12	19.479	15.128	14.825	49.432
13	19.367	15.112	15.669	50.148

No.384 Siksnelis Kajus				
1	23.718	16.745	15.597	56.060
2	20.123	15.687	15.126	50.936
3	19.836	15.566	15.616	51.018
4	20.806	15.658	16.178	52.642
5	20.924	15.745	15.303	51.972
6	19.785	15.360	15.107	50.252
7	19.634	15.329	15.011	49.974
8	19.639	15.275	14.977	49.891
9	19.869	15.338	14.904	50.111
10	19.534	15.205	14.923	49.662
11	19.495	15.237	14.877	49.609
12	19.542	15.175	14.950	49.667
13	19.650	15.390	15.583	50.623

No.385 Paparo Michael				
1	22.191	16.170	15.921	54.282
2	19.771	15.485	15.482	50.738
3	19.987	15.382	15.144	50.513
4	19.483	15.271	14.913	49.667
5	19.392	15.495	14.914	49.801
6	19.430	15.136	15.518	50.084
7	19.442	15.094	14.902	49.438
8	19.396	15.096	14.860	49.352
9	19.476	15.085	14.868	49.429
10	19.412	15.084	15.263	49.759
11	19.379	15.078	14.822	49.279
12	19.459	15.202	14.872	49.533





OKJ

Qualifying Heats A-B Analysis

For information purposes. No official / regulatory value

Laps	Sector 1	Sector 2	Sector 3	Lap Time
13	19.390	15.134	14.916	49.440

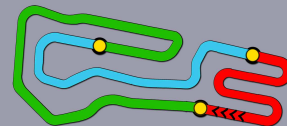
No.387 Gravlund Sebastian

Lap	Sector 1	Sector 2	Sector 3	Lap Time
1	23.629	17.025	15.747	56.401
2	20.276	15.915	15.211	51.402
3	19.708	15.603	15.058	50.369
4	19.943	15.802	15.215	50.960
5	19.586	15.506	14.973	50.065
6	19.536	15.306	14.861	49.703
7	19.474	15.309	15.191	49.974
8	19.637	15.335	15.245	50.217
9	20.018	15.619	14.952	50.589
10	19.995	15.405	14.927	50.327
11	19.465	15.258	14.962	49.685
12	19.819	15.421	17.550	52.790
13	19.803	15.566	14.918	50.287

No.388 Balzarotti Alessandro

Lap	Sector 1	Sector 2	Sector 3	Lap Time
1	22.550	17.042	15.591	55.183
2	19.881	15.624	15.405	50.910





OKJ

Qualifying Heats A-B Starting Grid

Document 23.1 OFFICIAL

				18	360 Maxson Tyler Crg / Tm / Bridgestone	
372 Phoenix Ksenia Tony Kart / Vortex / Bridgestone				17	341 Chiappini Tommaso Formula K / Tm / Bridgestone	122 Points
340 Jaromin David Crg / Parilla / Bridgestone				16	311 Zug Lilly Kr / Parilla / Bridgestone	112 Points
321 Dufek Josh Exprit / Tm / Bridgestone	97 Points			15	328 Gilles Stadsbader Tony Kart / Vortex / Bridgestone	
324 Fluxa Lorenzo Praga / Tm / Bridgestone	123 Points			14	386 Tohum Arthur Jesolo / Tm / Bridgestone	118 Points
358 Putyatin Slavik Parolin / Tm / Bridgestone				13	387 Gravlund Sebastian Kr / Parilla / Bridgestone	113 Points
379 Primm Simon Dr / Tm / Bridgestone	87 Points			12	384 Siksnelis Kajus Parolin / Vortex / Bridgestone	117 Points
359 Mertsalmi Samuli Tony Kart / Tm / Bridgestone	100 Points			11	361 Giovane Elio Crg / Tm / Bridgestone	
365 Bertini Colla Tony Kart / Vortex / Bridgestone	111 Points			10	334 Albanese Federico Evokart / Tm / Bridgestone	85 Points
307 Kharitonov Tikhon Exprit / Tm / Bridgestone	101 Points			9	388 Balzarotti Alessandro Kr / Parilla / Bridgestone	103 Points
355 Rees Matthew Fa Alonso / Vortex / Bridgestone	72 Points			8	345 Urbeltz Moar Fa Kart / lame / Bridgestone	124 Points
356 Trulli Enzo Crg / Tm / Bridgestone	83 Points			7	376 Dubynin Andrey Tony Kart / Tm / Bridgestone	94 Points
385 Paparo Michael Energy / Tm / Bridgestone	60 Points			6	338 Putera Adam Crg / Tm / Bridgestone	99 Points
367 Brizhan Alexey Tony Kart / Vortex / Bridgestone	67 Points			5	335 Hadjar Isac Exprit / Tm / Bridgestone	102 Points
354 Laursen Conrad Fa Alonso / Vortex / Bridgestone	98 Points			4	383 Cenedese Alessandro Parolin / lame / Bridgestone	79 Points
351 Askey Kai Fa Alonso / Vortex / Bridgestone	31 Points			3	366 Bedrin Nikita Tony Kart / Vortex / Bridgestone	29 Points
329 Villa Edoardo Tb Kart / Tm / Bridgestone	60 Points			2	349 Pizzi Francesco Birel Art / Tm / Bridgestone	21 Points
304 Smal Kirill Tony Kart / Vortex / Bridgestone	35 Points			1	382 Mini Gabriele Parolin / lame / Bridgestone	15 Points

POLE POSITION



Start : 16/02 - 14:50 13 Laps = 15,600 Km

23rd WINTER CUP (ITA) 15-18/02/2018

Page 1 / 1

FICR

Apex Timing

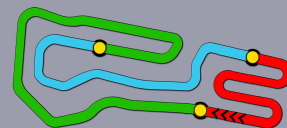


Scan this QR code for live timing



Timing service and charts editing provided by:

**Federazione Italiana
Cronometristi**



OKJ

Qualifying Practice (QP) DEF. RESULTS

Document 22.1 OFFICIAL

Rnk	No.	Entrant	Nat E.	Driver	Nat D.	QpS1	QpS2	QpS3	Time	Gap	Laps	Group
1	382	PAROLIN RACING KART	ITA	Mini Gabriele	ITA	-	48.824	-	48.824		9	A
2	304	WARD RACING	SWE	Smal Kirill	ITA	-	-	48.906	48.906	0.082	8	B
3	353	RICKY FLYNN MOTORSPORT	GBR	Aron Paul	ITA	48.931	-	-	48.931	0.107	9	C
4	362	CRG SPA	ITA	Spina Alfio	ITA	-	49.013	-	49.013	0.189	8	D
5	352	RICKY FLYNN MOTORSPORT	GBR	O'Sullivan Zak	ITA	-	-	49.022	49.022	0.198	9	E
6	349	BIREL ART RACING	ITA	Pizzi Francesco	ITA	48.973	-	-	48.973	0.149	8	A
7	329	TB KART SRL	ITA	Villa Edoardo	ITA	-	49.023	-	49.023	0.199	9	B
8	305	WARD RACING	SWE	Beganovic Dino	ITA	-	-	49.025	49.025	0.201	8	C
9	347	TONY KART RACING TEAM	GBR	Van Hoepen Laurens	ITA	48.988	-	-	48.988	0.164	8	D
10	346	LENNOX RACING TEAM	GBR	Griggs Luca	ITA	-	49.048	-	49.048	0.224	9	E
11	366	BABY RACE DRIVER ACADEMY	ITA	Bedrin Nikita	ITA	-	-	49.061	49.061	0.237	8	A
12	351	RICKY FLYNN MOTORSPORT	GBR	Askey Kai	ITA	49.008	-	-	49.008	0.184	9	B
13	390	KR MOTOR SPORT	SWE	Barnard Taylor	ITA	-	49.053	-	49.053	0.229	9	C
14	337	CRG SPA	ITA	Bortoleto Gabriel	BRA	-	-	49.072	49.072	0.248	9	D
15	375	TONY KART RACING TEAM	ITA	Montoya Sebastian	ITA	49.076	-	-	49.076	0.252	8	E
16	383	PAROLIN RACING KART	ITA	Cenedese Alessandro	ITA	-	49.061	-	49.061	0.237	9	A
17	354	RICKY FLYNN MOTORSPORT	GBR	Laursen Conrad	ITA	-	-	49.121	49.121	0.297	9	B
18	320	FORZA RACING	GBR	Van't Hoff Dilano	ITA	49.093	-	-	49.093	0.269	9	C
19	322	KOSMIC RACING DEPARTEMENT	ITA	Camara Rafael	BRA	-	49.101	-	49.101	0.277	9	D
20	325	FORMULA K	ITA	Meguetounif Sami	ITA	-	-	49.129	49.129	0.305	8	E
21	335	FORZA RACING	GBR	Hadjar Isac	ITA	49.160	-	-	49.160	0.336	9	A
22	367	BABY RACE DRIVER ACADEMY	ITA	Brizhan Alexey	ITA	-	49.152	-	49.152	0.328	9	B
23	332	ENERGY CORSE SRL	ITA	Day Jamie	ITA	-	-	49.133	49.133	0.309	9	C
24	306	WARD RACING	SWE	Soldatov Maksim	ITA	49.162	-	-	49.162	0.338	9	D
25	330	PAROLIN RACING KART	ITA	Wharton James	AUS	-	49.162	-	49.162	0.338	8	E
26	338	CRG SPA	ITA	Putera Adam	ITA	-	-	49.150	49.150	0.326	9	A
27	385	ENERGY CORSE SRL	ITA	Paparo Michael	ITA	49.167	-	-	49.167	0.343	9	B
28	303	WARD RACING	SWE	Øgaard Sebastian	ITA	-	49.175	-	49.175	0.351	9	C
29	389	KR MOTOR SPORT	SWE	Amand Marcus	ITA	-	-	49.198	49.198	0.374	9	D
30	312	TB RACING TEAM	ITA	Knopp Josef	CZE	49.179	-	-	49.179	0.355	9	E
31	376	PRIMA RACING	ITA	Dubynin Andrey	ITA	-	49.199	-	49.199	0.375	9	A
32	356	CRG SPA	ITA	Trulli Enzo	ITA	-	-	49.198	49.198	0.374	9	B
33	380	TEAM OAKES	GBR	Dimitrov Georgi	ITA	49.203	-	-	49.203	0.379	9	C
34	301	DPK RACING	ESP	Gomez Gutierrez	ITA	-	49.200	-	49.200	0.376	9	D
35	309	TB RACING TEAM	ITA	Sasse Hugo	ITA	-	-	49.220	49.220	0.396	8	E
36	345	DPK RACING	ITA	Urbeltz Moar	ITA	49.215	-	-	49.215	0.391	8	A
37	355	RICKY FLYNN MOTORSPORT	GBR	Rees Matthew	ITA	-	49.245	-	49.245	0.421	9	B
38	336	CRG SPA	ITA	Giardelli Luca	ITA	-	-	49.250	49.250	0.426	9	C
39	369	BABY RACE DRIVER ACADEMY	ITA	Montenegro Ignacio	ITA	49.248	-	-	49.248	0.424	8	D
40	344	TEAM DRIVER RACING KART	ITA	Fornaroli Leonardo	ITA	-	49.247	-	49.247	0.423	9	E
41	388	KR MOTOR SPORT	SWE	Balzarotti Alessandro	ITA	-	-	49.263	49.263	0.439	9	A
42	307	FORZA RACING	GBR	Kharitonov Tikhon	ITA	49.248	-	-	49.248	0.424	9	B
43	318	WARD RACING	SWE	Victorsson Philip	ITA	-	49.274	-	49.274	0.450	8	C
44	370	CRG HOLLAND	NLD	Variawa Saood	ITA	-	-	49.293	49.293	0.469	9	D
45	373	RKT	ITA	Coertze Joshua	ITA	49.252	-	-	49.252	0.428	9	E
46	334	EVOKART SRL	ITA	Albanese Federico	ITA	-	49.306	-	49.306	0.482	9	A
47	365	KSM SCHUMACHER RACING TEAM	ITA	Bertini Colla	ITA	-	-	49.323	49.323	0.499	9	B
48	381	KARTPROM	ITA	Novozhilov Dmitrii	ITA	49.256	-	-	49.256	0.432	9	C
49	331	PAROLIN RACING KART	ITA	Mansell Christian	AUS	-	49.324	-	49.324	0.500	8	D
50	319	LOTUS	SWE	Zanfari Suleiman	ITA	-	-	49.323	49.323	0.499	9	E
51	361	CRG SPA	ITA	Giovane Elio	ITA	49.322	-	-	49.322	0.498	9	A
52	359	KOSKI MOTORSPORT	FIN	Mertsalmi Samuli	ITA	-	49.367	-	49.367	0.543	9	B
53	357	BIREL ART RACING	ITA	Ressico D'Aloisio	ITA	-	-	49.330	49.330	0.506	8	C
54	364	BABY RACE DRIVER ACADEMY	ITA	Contecha Diego	ITA	49.325	-	-	49.325	0.501	9	D
55	350	BIREL ART RACING	ITA	Dijkstra Thomas	ITA	-	49.475	-	49.475	0.651	8	E
56	384	PAROLIN POLAND	POL	Siksnelis Kajus	ITA	-	-	49.416	49.416	0.592	8	A
57	379	DR SRL	ITA	Primm Simon	ITA	49.327	-	-	49.327	0.503	9	B
58	374	BERTOCCO VINICIO	ITA	Bertocco Gregorio	ITA	-	49.521	-	49.521	0.697	8	C

Gap Between Series : 100.22%

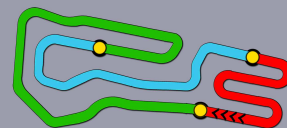


Scan this QR code for live timing



Timing service and charts editing provided by:

**Federazione Italiana
Cronometristi**



OKJ

Qualifying Practice (QP) DEF. RESULTS

Document 22.1 OFFICIAL

Rnk	No.	Entrant	Nat E.	Driver	Nat D.	QpS1	QpS2	QpS3	Time	Gap	Laps	Group
59	348	TONY KART RACING TEAM	ITA	Marti Sobrepera Josep	ESP	-	-	49.448	49.448	0.624	9	D
60	308	WARD RACING	SWE	Siverholm William	SWE	49.365	-	-	49.365	0.541	9	E
61	387	KR MOTOR SPORT	NLD	Gravlund Sebastian	NLD	-	49.523	-	49.523	0.699	8	A
62	358	TURKIEWICZ WIKTOR	POL	Putyatin Slavik	RUS	-	-	49.475	49.475	0.651	9	B
63	343	BIREL ART RACING	ITA	Gallo Paolo	ITA	49.394	-	-	49.394	0.570	9	C
64	342	KSB RACING TEAM	AUT	Dolischka Jordan	AUT	-	49.529	-	49.529	0.705	9	D
65	316	WARD RACING	SWE	Zhivnov Andrey	RUS	-	-	49.476	49.476	0.652	9	E
66	386	TR MOTORSPORT	ITA	Tohum Arthur	ITA	49.404	-	-	49.404	0.580	9	A
67	324	PRAGA RACING TEAM	ITA	Fluxa Lorenzo	ITA	-	49.620	-	49.620	0.796	8	B
68	391	maxim racing sport	GBR	Haralampiev Makjsim	RUS	-	-	49.495	49.495	0.671	9	C
69	339	TEAM OAKES	GBR	Pingasov Miron	RUS	49.418	-	-	49.418	0.594	8	D
70	333	ENERGY CORSE SRL	ITA	Shaparov Roman	RUS	-	49.633	-	49.633	0.809	9	E
71	328	DAEMS RACING TEAM	BEL	Gilles Stadsbader	BEL	-	-	49.615	49.615	0.791	9	A
72	321	FORZA RACING	GBR	Dufek Josh	SWE	49.426	-	-	49.426	0.602	8	B
73	371	CRG HOLLAND	NLD	Broer Cherine	NLD	-	49.687	-	49.687	0.863	9	C
74	326	M2 RACING KARTS	ESP	Pons Lucas	ESP	-	-	49.701	49.701	0.877	9	D
75	377	ATLAS RACING TEAM	RUS	Shevyrtalov Iaroslav	RUS	49.504	-	-	49.504	0.680	8	E
76	311	TB RACING TEAM	ITA	Zug Lilly	ITA	-	49.718	-	49.718	0.894	9	A
77	340	RTG KART SPORT	DEU	Jaromin David	DEU	-	-	50.099	50.099	1.275	8	B
78	368	BABY RACE DRIVER ACADEMY	ITA	Scionti Enzo	ITA	49.619	-	-	49.619	0.795	8	C
79	363	KOSMIC RACING DEPARTEMENT	ITA	Hadrien David	ITA	-	49.968	-	49.968	1.144	8	D
80	313	RMW MOTORSPORT	ITA	Hunecke Daniel	ITA	-	-	50.481	50.481	1.657	8	E
81	341	FORMULA K	ITA	Chiappini Tommaso	ITA	49.745	-	-	49.745	0.921	4	A
82	372	BABY RACE DRIVER ACADEMY	ITA	Phoenix Ksenia	ITA	-	50.518	-	50.518	1.694	8	B
83	378	ATLAS RACING TEAM	RUS	Kamenev Oleg	RUS	49.880	-	-	49.880	1.056	9	C
84	302	TARILLION BERNHARD	AUT	Tarillion Maximilian	AUT	49.919	-	-	49.919	1.095	8	D
Not Classified												
	310	HORST ALFRED	DEU	Hantke Niko	DEU	-	No Time	-				E
	360	CRG SPA	ITA	Maxson Tyler	USA	-	-	No Time				A

Gap Between Series : 100.22%

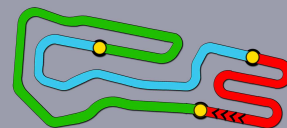


Scan this QR code for live timing



Timing service and charts editing provided by:

**Federazione Italiana
Cronometristi**



OKJ

Qualifying Practices - Series 3 (QPS3) RESULTS

Document 21.1 OFFICIAL

Rnk	No.	Entrant	Nat E.	Driver	Nat D.	Equipment	Sector 1	Sector 2	Sector 3	Time	Gap	Laps
1	304	WARD RACING		Smal Kirill		Tony Kart / Vortex / Bridgestone	19.239	14.996	14.671	48.906		8
2	352	RICKY FLYNN MOTORSPORT		O'Sullivan Zak		Fa Alonso / Vortex / Bridgestone	19.354	15.016	14.652	49.022	0.116	9
3	305	WARD RACING		Beganovic Dino		Tony Kart / Vortex / Bridgestone	19.295	14.994	14.736	49.025	0.119	8
4	366	BABY RACE DRIVER ACADEMY		Bedrin Nikita		Tony Kart / Vortex / Bridgestone	19.249	15.085	14.727	49.061	0.155	8
5	337	CRG SPA		Bortoleto Gabriel		Crq / Tm / Bridgestone	19.337	15.100	14.635	49.072	0.166	9
6	354	RICKY FLYNN MOTORSPORT		Laursen Conrad		Fa Alonso / Vortex / Bridgestone	19.371	15.022	14.728	49.121	0.215	9
7	325	FORMULA K		Meguetounif Sami		Formula K / Tm / Bridgestone	19.347	15.026	14.756	49.129	0.223	8
8	332	ENERGY CORSE SRL		Day Jamie		Energy / Tm / Bridgestone	19.337	15.068	14.728	49.133	0.227	9
9	338	CRG SPA		Putera Adam		Crq / Tm / Bridgestone	19.330	15.065	14.755	49.150	0.244	9
10	389	KR MOTOR SPORT		Amand Marcus		Kr / Parilla / Bridgestone	19.340	15.120	14.738	49.198	0.292	9
11	356	CRG SPA		Trulli Enzo		Crq / Tm / Bridgestone	19.330	15.090	14.778	49.198	0.292	9
12	309	TB RACING TEAM		Sasse Hugo		Kr / Parilla / Bridgestone	19.347	15.157	14.716	49.220	0.314	8
13	336	CRG SPA		Giardelli Luca		Crq / Tm / Bridgestone	19.447	15.116	14.687	49.250	0.344	9
14	388	KR MOTOR SPORT		Balzarotti Alessandro		Kr / Parilla / Bridgestone	19.364	15.197	14.702	49.263	0.357	9
15	370	CRG HOLLAND		Variawa Saood		Crq / Tm / Bridgestone	19.382	15.126	14.785	49.293	0.387	9
16	365	KSM SCHUMACHER RACING TEAM		Bertini Colla		Tony Kart / Vortex / Bridgestone	19.467	15.155	14.701	49.323	0.417	9
17	319	LOTUS		Zanfari Suleiman		Tony Kart / Vortex / Bridgestone	19.408	15.143	14.772	49.323	0.417	9
18	357	BIREL ART RACING		Ressico D'Aloisio		Birel / Tm / Bridgestone	19.427	15.076	14.827	49.330	0.424	8
19	384	PAROLIN POLAND		Siksnelis Kajus		Parolin / Vortex / Bridgestone	19.435	15.166	14.815	49.416	0.510	8
20	348	TONY KART RACING TEAM		Marti Sobrepera Josep		Tony Kart / Vortex / Bridgestone	19.560	15.213	14.675	49.448	0.542	9
21	358	TURKIEWICZ WIKTOR		Putyatin Slavik		Parolin / Tm / Bridgestone	19.524	15.180	14.771	49.475	0.569	9
22	316	WARD RACING		Zhivnov Andrey		Tony Kart / Vortex / Bridgestone	19.456	15.161	14.859	49.476	0.570	9
23	391	maxim racing sport		Haralampiev Maksim		Exprit / Tm / Bridgestone	19.449	15.181	14.865	49.495	0.589	9
24	328	DAEMS RACING TEAM		Gilles Stadsbader		Tony Kart / Vortex / Bridgestone	19.546	15.253	14.816	49.615	0.709	9
25	326	M2 RACING KARTS		Pons Lucas		Crq / Parilla / Bridgestone	19.583	15.249	14.869	49.701	0.795	9
26	340	RTG KART SPORT		Jaromin David		Crq / Parilla / Bridgestone	19.625	15.399	15.075	50.099	1.193	8
27	313	RMW MOTORSPORT		Hunecke Daniel		Tony Kart / Vortex / Bridgestone	19.777	15.423	15.281	50.481	1.575	8

Not Classified

360	CRG SPA		Maxson Tyler		Crq / Tm / Bridgestone					No Time		
-----	---------	--	--------------	--	------------------------	--	--	--	--	---------	--	--

Start Time : 16/02 - 13:00:55

Weather : Sunny Air : 8°C Track : Dry

Best Lap : No.304 Smal Kirill 48.906 88,33 Kph

Event Record : No.382 Mini Gabriele 48.824 88,48 Kph

23° WINTER CUP (ITA) 15-18/02/2018

Page 1 / 1

FICR

Apex Timing

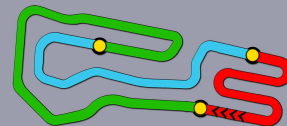


Scan this QR code for live timing



Timing service and charts editing provided by:

**Federazione Italiana
Cronometristi**



OKJ

Qualifying Practices - Series 3 (QPS3)

For information purposes. No official / regulatory value

Best Sectors Analysis

S1			S2			S3			Ideal Lap Times						
Rnk	No.	Time	Rnk	No.	Time	Rnk	No.	Time	Rnk	No.	Driver	Nat D.	Ideal Lap	Best Lap	Diff.
1	304	19.239	1	304	14.980	1	337	14.625	1	304	Smal Kirill	RUS	48.890	48.906	0.016
2	366	19.249	2	305	14.994	2	352	14.650	2	305	Beganovic Dino	SWE	48.991	49.025	0.034
3	305	19.282	3	352	15.016	3	304	14.671	3	337	Bortoleto Gabriel	BRA	49.003	49.072	0.069
4	337	19.312	4	354	15.022	4	388	14.674	4	352	O'Sullivan Zak	GBR	49.018	49.022	0.004
5	356	19.330	5	325	15.026	5	348	14.675	5	366	Bedrin Nikita	RUS	49.034	49.061	0.027
5	338	19.330	6	366	15.058	6	332	14.686	6	332	Day Jamie	GBR	49.091	49.133	0.042
7	389	19.337	7	338	15.065	7	336	14.687	7	325	Meguetonunif Sami	FRA	49.114	49.129	0.015
7	332	19.337	8	337	15.066	8	365	14.701	8	354	Laursen Conrad	DNK	49.121	49.121	
9	325	19.347	9	332	15.068	9	305	14.715	9	338	Putera Adam	MYS	49.150	49.150	
9	309	19.347	10	357	15.076	10	309	14.716	10	309	Sasse Hugo	DEU	49.154	49.220	0.066
11	388	19.351	11	356	15.090	11	370	14.720	11	370	Variawa Saood	ZAF	49.182	49.293	0.111
12	352	19.352	12	309	15.091	12	366	14.727	11	336	Giardelli Luca	ITA	49.182	49.250	0.068
13	357	19.357	13	370	15.097	13	354	14.728	13	356	Trulli Enzo	ITA	49.186	49.198	0.012
14	370	19.365	14	389	15.115	14	389	14.738	14	389	Amand Marcus	ITA	49.190	49.198	0.008
15	354	19.371	15	336	15.116	15	325	14.741	15	388	Balzarotti Alessandro	ITA	49.210	49.263	0.053
16	336	19.379	16	319	15.143	16	338	14.755	16	357	Ressico D'Aloisio	ITA	49.238	49.330	0.092
17	319	19.408	17	365	15.155	17	356	14.766	17	365	Bertini Colla	ITA	49.319	49.323	0.004
18	384	19.435	18	316	15.161	18	358	14.771	18	319	Zanfari Suleiman	MAR	49.323	49.323	
19	316	19.442	19	384	15.166	19	319	14.772	19	348	Marti Sobrepera Josep	ESP	49.379	49.448	0.069
20	391	19.449	20	391	15.179	20	328	14.780	20	384	Siksnelis Kajus	LTU	49.399	49.416	0.017
21	358	19.456	21	358	15.180	21	384	14.798	21	358	Putyatin Slavik	UKR	49.407	49.475	0.068
22	365	19.463	22	388	15.185	22	357	14.805	22	316	Zhivnov Andrey	RUS	49.462	49.476	0.014
23	348	19.491	23	348	15.213	23	316	14.859	23	391	Haralampiev Maksim	DEU	49.491	49.495	0.004
24	328	19.501	24	326	15.249	24	326	14.860	24	328	Gilles Stadsbader	BEL	49.533	49.615	0.082
25	326	19.520	25	328	15.252	25	391	14.863	25	326	Pons Lucas	ESP	49.629	49.701	0.072
26	340	19.625	26	313	15.334	26	340	14.984	26	340	Jaromin David	DEU	50.008	50.099	0.091
27	313	19.736	27	340	15.399	27	313	15.063	27	313	Hunecke Daniel	DEU	50.133	50.481	0.348

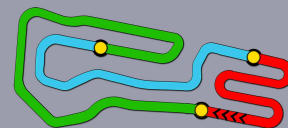


Scan this QR code for live timing



Timing service and charts editing provided by:

Federazione Italiana Cronometristi



OKJ

Qualifying Practices - Series 3 (QPS3) Analysis

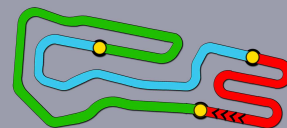
For information purposes. No official / regulatory value

Laps	Sector 1	Sector 2	Sector 3	Lap Time
No.304 Smal Kirill				
1	21.382	16.832	15.569	53.783
2	20.025	15.582	15.043	50.650
3	19.593	15.208	14.839	49.640
4	19.446	15.136	14.837	49.419
5	19.374	15.075	14.690	49.139
6	19.248	15.103	14.706	49.057
7	19.281	14.980	14.699	48.960
8	19.239	14.996	14.671	48.906
No.305 Beganovic Dino				
1	21.315	16.264	15.962	53.541
2	19.898	15.504	14.915	50.317
3	19.527	15.297	14.840	49.664
4	19.396	15.151	14.786	49.333
5	19.282	15.141	14.719	49.142
6	19.299	15.067	14.715	49.081
7	19.582	15.109	14.768	49.459
8	19.295	14.994	14.736	49.025
No.309 Sasse Hugo				
1	21.271	16.395	15.386	53.052
2	20.174	15.720	14.988	50.882
3	19.714	15.379	14.877	49.970
4	19.473	15.374	15.351	50.198
5	19.702	15.296	14.894	49.892
6	19.515	15.160	14.757	49.432
7	19.452	15.091	14.745	49.288
8	19.347	15.157	14.716	49.220
No.313 Hunecke Daniel				
1	22.322	16.976	15.935	55.233
2	20.677	16.100	15.435	52.212
3	19.864	15.743	15.102	50.709
4	19.736	15.612	15.262	50.610
5	19.870	15.597	15.115	50.582
6	19.777	15.423	15.281	50.481
7	20.200	15.334	15.119	50.653
8	20.110	15.417	15.063	50.590
No.316 Zhivnov Andrey				
1	21.873	17.203	15.987	55.063
2	20.583	16.627	16.081	53.291
3	19.923	15.722	15.658	51.303
4	19.686	15.457	15.107	50.250
5	19.624	15.370	14.974	49.968
6	19.442	15.270	14.993	49.705
7	19.474	15.265	14.917	49.656

Laps	Sector 1	Sector 2	Sector 3	Lap Time
8	19.456	15.161	14.859	49.476
9	19.681	15.198	14.954	49.833
No.319 Zanfari Suleiman				
1	21.175	16.431	15.582	53.188
2	19.985	15.980	17.440	53.405
3	20.270	16.639	15.105	52.014
4	19.616	15.419	14.896	49.931
5	19.487	15.305	14.875	49.667
6	19.478	15.286	14.865	49.629
7	19.450	15.197	14.811	49.458
8	19.408	15.143	14.772	49.323
9	20.061	15.224	14.809	50.094
No.325 Meguetounif Sami				
1	22.414	20.810	17.076	1:00.300
2	20.047	15.728	15.077	50.852
3	19.584	15.429	14.976	49.989
4	19.469	15.169	14.873	49.511
5	19.391	15.144	14.772	49.307
6	19.359	15.052	14.741	49.152
7	19.347	15.026	14.756	49.129
8	19.417	15.319	14.887	49.623
No.326 Pons Lucas				
1	21.727	17.443	15.959	55.129
2	20.697	16.092	15.247	52.036
3	20.780	15.821	15.072	51.673
4	19.732	15.455	14.961	50.148
5	19.520	15.310	14.908	49.738
6	19.583	15.249	14.869	49.701
7	19.568	15.307	14.875	49.750
8	19.614	15.433	14.922	49.969
9	19.673	15.412	14.860	49.945
No.328 Gilles Stadsbader				
1	21.151	17.353	16.129	54.633
2	22.076	16.067	15.549	53.692
3	19.736	15.551	15.029	50.316
4	19.572	15.432	14.939	49.943
5	19.539	15.430	14.831	49.800
6	19.503	15.306	14.886	49.695
7	19.546	15.253	14.816	49.615
8	19.574	15.252	14.791	49.617
9	19.501	15.336	14.780	49.617
No.332 Day Jamie				
1	21.067	16.277	15.290	52.634
2	19.834	15.624	15.145	50.603

Laps	Sector 1	Sector 2	Sector 3	Lap Time
3	19.772	15.298	14.826	49.896
4	19.459	15.251	14.738	49.448
5	19.459	15.133	14.755	49.347
6	19.377	15.098	14.686	49.161
7	19.354	15.086	14.722	49.162
8	19.359	15.109	14.686	49.154
9	19.337	15.068	14.728	49.133
No.336 Giardelli Luca				
1	21.191	16.359	15.397	52.947
2	21.770	19.119	15.906	56.795
3	19.924	15.823	14.972	50.719
4	19.634	15.286	14.800	49.720
5	19.407	15.196	14.781	49.384
6	19.438	15.171	14.768	49.377
7	19.432	15.181	14.775	49.388
8	19.447	15.116	14.687	49.250
9	19.379	15.184	14.721	49.284
No.337 Bortoleto Gabriel				
1	21.296	16.291	15.430	53.017
2	21.146	18.499	15.809	55.454
3	19.937	16.690	15.769	52.396
4	19.770	15.320	14.749	49.839
5	19.436	15.133	14.863	49.432
6	19.462	15.159	14.788	49.409
7	19.427	15.066	14.625	49.118
8	19.337	15.100	14.635	49.072
9	19.312	15.068	14.698	49.078
No.338 Putera Adam				
1	21.362	16.549	15.573	53.484
2	20.033	18.584	15.769	54.386
3	19.815	15.836	15.160	50.811
4	21.632	15.498	15.177	52.307
5	19.576	15.304	14.911	49.791
6	19.501	15.170	14.854	49.525
7	19.441	15.115	14.829	49.385
8	19.330	15.065	14.755	49.150
9	19.470	15.081	14.830	49.381
No.340 Jaromin David				
1	22.008	17.142	16.614	55.764
2	20.441	15.740	15.280	51.461
3	19.868	15.535	15.116	50.519
4	19.821	15.527	15.180	50.528
5	19.703	15.455	15.115	50.273
6	19.711	15.477	15.074	50.262





OKJ

Qualifying Practices - Series 2 (QPS2) RESULTS

Document 20.1 OFFICIAL

Rnk	No.	Entrant	Nat E.	Driver	Nat D.	Equipment	Sector 1	Sector 2	Sector 3	Time	Gap	Laps
1	382	PAROLIN RACING KART	ITA	Mini Gabriele	ITA	Parolin / Iame / Bridgestone	19.249	14.979	14.596	48.824		9
2	362	CRG SPA	ITA	Spina Alfio	ITA	Crg / Tm / Bridgestone	19.317	15.070	14.626	49.013	0.189	8
3	329	TB KART SRL	ITA	Villa Edoardo	ITA	Tb Kart / Tm / Bridgestone	19.260	14.994	14.769	49.023	0.199	9
4	346	LENNOX RACING TEAM	GBR	Griggs Luca	ITA	Exprit / Vortex / Bridgestone	19.284	15.038	14.726	49.048	0.224	9
5	390	KR MOTOR SPORT	SWE	Barnard Taylor	GBR	Kr / Parilla / Bridgestone	19.261	15.082	14.710	49.053	0.229	9
6	383	PAROLIN RACING KART	ITA	Cenedese Alessandro	ITA	Parolin / Iame / Bridgestone	19.289	15.033	14.739	49.061	0.237	9
7	322	KOSMIC RACING DEPARTEMENT	ITA	Camara Rafael	BRA	Kosmic / Vortex / Bridgestone	19.348	15.067	14.686	49.101	0.277	9
8	367	BABY RACE DRIVER ACADEMY	ITA	Brizhan Alexey	RUS	Tony Kart / Vortex / Bridgestone	19.308	15.052	14.792	49.152	0.328	9
9	330	PAROLIN RACING KART	ITA	Wharton James	AUS	Parolin / Parilla / Bridgestone	19.267	15.214	14.681	49.162	0.338	8
10	303	WARD RACING	SWE	Ögaard Sebastian	DNK	Tony Kart / Vortex / Bridgestone	19.381	15.129	14.665	49.175	0.351	9
11	376	PRIMA RACING	RUS	Dubynin Andrey	RUS	Tony Kart / Tm / Bridgestone	19.371	15.080	14.748	49.199	0.375	9
12	301	DPK RACING	ESP	Gomez Gutierrez	ESP	Fa Kart / Iame / Bridgestone	19.361	15.137	14.702	49.200	0.376	9
13	355	RICKY FLYNN MOTORSPORT	GBR	Rees Matthew	GBR	Fa Alonso / Vortex / Bridgestone	19.379	15.115	14.751	49.245	0.421	9
14	344	TEAM DRIVER RACING KART	ITA	Fornaroli Leonardo	ITA	Kr / Iame / Bridgestone	19.395	15.062	14.790	49.247	0.423	9
15	318	WARD RACING	SWE	Victorsson Philip	SWE	Kosmic / Tm / Bridgestone	19.355	15.101	14.818	49.274	0.450	8
16	334	EVOKART SRL	ITA	Albanese Federico	ITA	Evokart / Tm / Bridgestone	19.372	15.128	14.806	49.306	0.482	9
17	331	PAROLIN RACING KART	ITA	Mansell Christian	AUS	Parolin / Parilla / Bridgestone	19.448	15.209	14.667	49.324	0.500	8
18	359	KOSKI MOTORSPORT	FIN	Mertsalmi Samuli	FIN	Tony Kart / Tm / Bridgestone	19.412	15.120	14.835	49.367	0.543	9
19	350	BIREL ART RACING	ITA	Dijkstra Thomas	NLD	Birel Art / Tm / Bridgestone	19.477	15.206	14.792	49.475	0.651	8
20	374	BERTOCCO VINICIO	ITA	Bertocco Gregorio	ITA	Tony Kart / Tm / Bridgestone	19.395	15.337	14.789	49.521	0.697	8
21	387	KR MOTOR SPORT	SWE	Gravlund Sebastian	DNK	Kr / Parilla / Bridgestone	19.516	15.209	14.798	49.523	0.699	8
22	342	KSB RACING TEAM	AUT	Dolischka Jorden	AUT	Kosmic / Vortex / Bridgestone	19.382	15.221	14.926	49.529	0.705	9
23	324	PRAGA RACING TEAM	ITA	Fluxa Lorenzo	ESP	Praga / Tm / Bridgestone	19.573	15.209	14.838	49.620	0.796	8
24	333	ENERGY CORSE SRL	ITA	Shaparov Roman	RUS	Energy / Tm / Bridgestone	19.514	15.184	14.935	49.633	0.809	9
25	371	CRG HOLLAND	NLD	Broer Cherine	DEU	Crg / Tm / Bridgestone	19.483	15.295	14.909	49.687	0.863	9
26	311	TB RACING TEAM	DEU	Zug Lilly	DEU	Kr / Parilla / Bridgestone	19.549	15.268	14.901	49.718	0.894	9
27	363	KOSMIC RACING DEPARTEMENT	ITA	Hadrien David	FR	Kosmic / Vortex / Bridgestone	19.672	15.361	14.935	49.968	1.144	8
28	372	BABY RACE DRIVER ACADEMY	ITA	Phoenix Ksenia	RUS	Tony Kart / Vortex / Bridgestone	19.789	15.620	15.109	50.518	1.694	8

Not Classified

310	HORST ALFRED	DEU	Hantke Niko	DEU	Tony Kart / Parilla / Bridgestone					No Time		
-----	--------------	-----	-------------	-----	-----------------------------------	--	--	--	--	---------	--	--

Start Time : 16/02 - 12:47:53

Weather : Sunny Air : 8°C Track : Dry

Best Lap : No.382 Mini Gabriele

48.824 88,48 Kph

Previous Event Record : No.353 Aron Paul

48.931 88,28 Kph

23° WINTER CUP (ITA) 15-18/02/2018

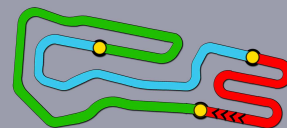


Scan this QR code for live timing



Timing service and charts editing provided by:

**Federazione Italiana
Cronometristi**



OKJ

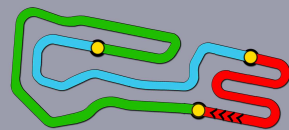
Qualifying Practices - Series 2 (QPS2)

For information purposes. No official / regulatory value

Best Sectors Analysis

S1			S2			S3			Ideal Lap Times						
Rnk	No.	Time	Rnk	No.	Time	Rnk	No.	Time	Rnk	No.	Driver	Nat D.	Ideal Lap	Best Lap	Diff.
1	382	19.213	1	382	14.971	1	382	14.596	1	382	Mini Gabriele	ITA	48.780	48.824	0.044
2	329	19.260	2	329	14.994	2	362	14.626	2	329	Villa Edoardo	ITA	48.963	49.023	0.060
3	390	19.261	3	367	15.009	3	303	14.665	3	390	Barnard Taylor	GBR	49.006	49.053	0.047
4	330	19.267	4	383	15.024	4	331	14.667	4	362	Spina Alfio	ITA	49.013	49.013	
5	346	19.284	5	303	15.036	5	330	14.681	5	383	Cenedese Alessandro	ITA	49.035	49.061	0.026
6	383	19.289	6	346	15.038	6	322	14.686	6	346	Griggs Luca	ITA	49.039	49.048	0.009
7	367	19.308	7	390	15.058	7	390	14.687	7	303	Ögaard Sebastian	DNK	49.042	49.175	0.133
8	362	19.317	8	344	15.062	8	301	14.702	8	367	Brizhan Alexey	RUS	49.055	49.152	0.097
9	376	19.318	9	322	15.067	9	376	14.703	9	330	Wharton James	AUS	49.078	49.162	0.084
10	301	19.332	10	362	15.070	10	329	14.709	10	376	Dubynin Andrey	RUS	49.101	49.199	0.098
11	334	19.333	11	376	15.080	11	346	14.717	10	322	Camara Rafael	BRA	49.101	49.101	
12	303	19.341	12	334	15.098	12	383	14.722	12	301	Gomez Gutierrez	ESP	49.171	49.200	0.029
13	322	19.348	13	318	15.101	13	367	14.738	13	344	Fornaroli Leonardo	ITA	49.228	49.247	0.019
14	318	19.355	14	355	15.115	14	355	14.751	14	334	Albanese Federico	ITA	49.237	49.306	0.069
15	344	19.376	15	359	15.120	15	374	14.762	15	355	Rees Matthew	GBR	49.245	49.245	
16	355	19.379	16	330	15.130	16	350	14.776	16	318	Victorsson Philip	SWE	49.248	49.274	0.026
17	342	19.382	17	301	15.137	17	344	14.790	17	331	Mansell Christian	AUS	49.324	49.324	
18	324	19.393	18	324	15.154	18	318	14.792	18	359	Mertsalmi Samuli	FIN	49.367	49.367	
19	374	19.395	19	333	15.184	19	387	14.798	19	324	Fluxa Lorenzo	ESP	49.385	49.620	0.235
20	359	19.412	20	350	15.188	20	311	14.800	20	350	Dijkstra Thomas	NLD	49.433	49.475	0.042
21	331	19.448	21	342	15.197	21	334	14.806	21	342	Dolischka Jorden	AUT	49.441	49.529	0.088
22	387	19.458	22	387	15.209	22	359	14.835	22	387	Gravlund Sebastian	DNK	49.465	49.523	0.058
23	350	19.469	22	331	15.209	23	324	14.838	23	374	Bertocco Gregorio	ITA	49.494	49.521	0.027
24	333	19.481	24	371	15.246	24	342	14.862	24	333	Shaparov Roman	RUS	49.583	49.633	0.050
25	371	19.483	25	311	15.268	25	371	14.909	25	311	Zug Lilly	DEU	49.617	49.718	0.101
26	311	19.549	26	363	15.305	26	333	14.918	26	371	Broer Cherine	DEU	49.638	49.687	0.049
27	363	19.672	27	374	15.337	27	363	14.935	27	363	Hadrien David	FRA	49.912	49.968	0.056
28	372	19.776	28	372	15.595	28	372	14.996	28	372	Phoenix Ksenia	RUS	50.367	50.518	0.151





OKJ

Qualifying Practices - Series 2 (QPS2) Analysis

For information purposes. No official / regulatory value

Laps	Sector 1	Sector 2	Sector 3	Lap Time	Laps	Sector 1	Sector 2	Sector 3	Lap Time	Laps	Sector 1	Sector 2	Sector 3	Lap Time					
No.301 Gomez Gutierrez																			
1	21.805	16.272	15.455	53.532	5	19.411	15.148	14.755	49.314	No.333 Shaparov Roman									
2	20.217	15.559	14.992	50.768	6	19.348	15.067	14.686	49.101	1	22.268	16.995	16.321	55.584					
3	19.512	15.263	14.728	49.503	7	19.487	15.203	14.820	49.510	2	20.341	16.005	15.693	52.039					
4	19.640	15.138	14.717	49.495	8	19.423	15.120	14.761	49.304	3	19.972	15.498	15.103	50.573					
5	19.374	15.227	14.823	49.424	9	19.425	15.079	15.120	49.624	4	19.652	15.359	15.065	50.076					
6	19.332	15.139	14.844	49.315	No.324 Fluxa Lorenzo														
7	19.343	15.160	14.849	49.352	1	21.961	16.610	15.450	54.021	5	19.481	15.360	14.918	49.759					
8	19.361	15.137	14.702	49.200	2	20.085	15.632	15.113	50.830	6	19.591	15.302	14.944	49.837					
9	19.418	15.168	14.732	49.318	3	19.677	15.425	14.878	49.980	7	19.491	15.300	15.229	50.020					
No.303 Ögaard Sebastian																			
1	21.062	16.209	15.231	52.502	4	19.569	15.441	14.890	49.900	8	19.514	15.184	14.935	49.633					
2	19.947	15.476	14.981	50.404	5	19.429	15.244	15.209	49.882	9	19.519	15.214	15.629	50.362					
3	19.521	15.189	14.744	49.454	6	19.419	15.816	14.842	50.077	No.334 Albanese Federico									
4	19.400	15.581	14.770	49.751	7	19.393	15.154	15.218	49.765	1	21.803	16.390	15.549	53.742					
5	19.365	15.439	14.915	49.719	8	19.573	15.209	14.838	49.620	2	20.047	15.556	15.029	50.632					
6	19.381	15.129	14.665	49.175	No.329 Villa Edoardo														
7	19.341	15.285	14.764	49.390	1	21.105	16.613	15.441	53.159	3	19.563	15.280	14.938	49.781					
8	19.369	15.036	14.779	49.184	2	19.943	15.672	15.078	50.693	4	19.590	15.147	14.885	49.622					
9	19.451	15.067	14.689	49.207	3	19.531	15.433	14.873	49.837	5	19.372	15.128	14.806	49.306					
No.311 Zug Lilly																			
1	21.984	17.182	15.781	54.947	4	19.410	15.211	14.731	49.352	6	19.333	15.098	14.987	49.418					
2	20.319	15.826	15.162	51.307	5	19.330	15.179	14.803	49.312	7	19.440	15.132	14.858	49.430					
3	19.800	15.548	15.032	50.380	6	19.295	15.148	14.709	49.152	8	19.364	15.126	14.941	49.431					
4	19.720	15.442	15.000	50.162	7	19.262	15.114	15.025	49.401	9	19.427	15.162	15.109	49.698					
5	19.651	15.527	14.977	50.155	8	19.260	14.994	14.769	49.023	No.342 Dolischka Jorden									
6	19.676	15.394	14.902	49.972	9	19.367	15.078	14.792	49.237	1	21.436	16.906	15.546	53.888					
7	19.675	15.698	14.870	50.243	No.330 Wharton James														
8	19.549	15.268	14.901	49.718	1	21.433	16.498	15.338	53.269	2	19.994	15.691	15.084	50.769					
9	19.687	15.341	14.800	49.828	2	20.179	15.571	14.925	50.675	3	19.581	15.664	15.192	50.437					
No.318 Victorsson Philip																			
1	21.532	16.604	15.560	53.696	3	19.531	15.433	14.873	49.837	4	19.477	15.328	14.903	49.708					
2	19.959	15.682	15.041	50.682	4	21.364	15.617	14.830	51.811	5	19.639	15.336	14.862	49.837					
3	19.454	15.259	14.843	49.556	5	19.336	15.130	14.719	49.185	6	19.448	15.197	15.829	50.474					
4	19.645	15.355	14.819	49.819	6	19.267	15.214	14.681	49.162	7	19.468	15.251	14.945	49.664					
5	19.369	15.188	14.808	49.365	7	19.309	15.149	14.705	49.163	8	19.382	15.221	14.926	49.529					
6	19.451	15.176	14.792	49.419	8	19.351	15.174	14.820	49.345	9	19.436	15.223	14.983	49.642					
7	19.355	15.101	14.818	49.274	No.334 Fornaroli Leonardo														
8	19.392	15.153	15.225	49.770	1	23.589	16.659	15.626	55.874	1	21.274	16.438	15.761	53.473					
No.322 Camara Rafael																			
1	22.331	17.122	15.946	55.399	2	20.381	15.786	15.124	51.291	2	19.949	16.114	15.123	51.186					
2	20.584	16.037	15.436	52.057	3	19.792	15.483	14.785	50.060	3	19.573	15.407	14.957	49.937					
3	19.688	15.411	14.938	50.037	4	19.534	15.239	14.816	49.589	4	19.467	15.123	14.962	49.552					
4	19.556	15.228	14.818	49.602	5	19.506	15.512	14.691	49.709	5	19.416	15.166	14.908	49.490					
No.331 Mansell Christian																			
1	23.589	16.659	15.626	55.874	6	19.448	15.209	14.667	49.324	6	19.407	15.175	14.906	49.488					
2	20.381	15.786	15.124	51.291	7	19.575	15.275	14.704	49.554	7	19.401	15.189	14.896	49.486					
3	19.792	15.483	14.785	50.060	8	19.551	15.223	14.742	49.516	8	19.395	15.062	14.790	49.247					
4	19.534	15.239	14.816	49.589	No.346 Griggs Luca														
5	19.506	15.512	14.691	49.709	1	20.887	16.417	15.653	52.957										
6	19.448	15.209	14.667	49.324	2	19.998	15.816	15.069	50.883										
7	19.575	15.275	14.704	49.554	3	19.552	15.277	14.830	49.659										
8	19.551	15.223	14.742	49.516															

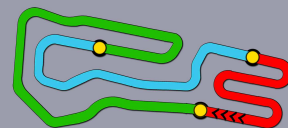


Scan this QR code for live timing



Timing service and charts editing provided by:

Federazione Italiana Cronometristi



OKJ

Qualifying Practices - Series 2 (QPS2)

Analysis

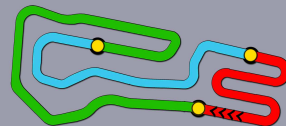
For information purposes. No official / regulatory value

Laps	Sector 1	Sector 2	Sector 3	Lap Time
4	19.389	15.087	14.743	49.219
5	19.347	15.038	14.717	49.102
6	19.412	15.085	14.805	49.302
7	19.390	15.069	14.750	49.209
8	19.284	15.038	14.726	49.048
9	19.400	15.153	14.726	49.279
No.350 Dijkstra Thomas				
1	22.766	18.434	16.406	57.606
2	21.958	16.441	15.337	53.736
3	19.830	15.467	14.924	50.221
4	19.542	15.279	14.895	49.716
5	19.716	15.199	14.776	49.691
6	19.480	15.223	14.800	49.503
7	19.469	15.188	14.944	49.601
8	19.477	15.206	14.792	49.475
No.355 Rees Matthew				
1	21.572	16.348	15.613	53.533
2	19.948	15.563	15.065	50.576
3	19.791	15.452	15.144	50.387
4	19.519	15.315	15.195	50.029
5	19.478	15.170	15.124	49.772
6	19.463	15.237	14.977	49.677
7	19.379	15.115	14.751	49.245
8	19.474	15.178	14.884	49.536
9	19.450	15.257	14.951	49.658
No.359 Mertsalmi Samuli				
1	21.546	16.957	15.850	54.353
2	20.269	15.756	15.198	51.223
3	19.713	15.488	15.076	50.277
4	19.673	15.362	14.979	50.014
5	19.531	18.513	16.933	54.977
6	19.839	15.231	14.918	49.988
7	19.768	15.180	15.549	50.497
8	19.463	15.128	15.181	49.772
9	19.412	15.120	14.835	49.367
No.362 Spina Alfio				
1	23.285	16.723	15.625	55.633
2	20.033	15.807	14.989	50.829
3	19.609	15.421	14.851	49.881
4	19.519	15.269	14.728	49.516
5	19.460	15.376	14.779	49.615
6	19.333	15.197	14.712	49.242
7	19.354	15.115	14.682	49.151
8	19.317	15.070	14.626	49.013

Laps	Sector 1	Sector 2	Sector 3	Lap Time
No.363 Hadrien David				
1	22.083	17.484	15.958	55.525
2	20.686	17.921	15.929	54.536
3	20.717	15.791	15.948	52.456
4	21.219	16.455	15.554	53.228
5	21.128	15.720	15.470	52.318
6	19.672	15.361	14.935	49.968
7	19.881	15.305	15.000	50.186
8	20.551	15.442	14.978	50.971
No.367 Brizhan Alexey				
1	21.069	17.366	15.180	53.615
2	20.508	15.809	14.965	51.282
3	19.495	15.182	14.799	49.476
4	19.386	15.142	14.782	49.310
5	19.335	15.106	14.762	49.203
6	20.802	16.117	14.801	51.720
7	19.308	15.052	14.792	49.152
8	19.340	15.074	14.738	49.152
9	19.389	15.009	14.779	49.177
No.371 Broer Cherine				
1	22.157	20.727	18.184	1:01.068
2	22.528	16.590	15.373	54.491
3	19.857	15.620	15.373	50.850
4	19.679	15.345	15.024	50.048
5	19.633	15.287	14.939	49.859
6	19.617	15.263	15.343	50.223
7	19.654	15.246	15.175	50.075
8	19.566	15.399	14.953	49.918
9	19.483	15.295	14.909	49.687
No.372 Phoenix Ksenia				
1	25.346	19.426	17.080	1:01.852
2	21.153	16.775	15.578	53.506
3	20.412	16.165	15.387	51.964
4	20.041	15.935	15.158	51.134
5	19.995	15.829	15.106	50.930
6	19.861	15.705	14.996	50.562
7	19.789	15.620	15.109	50.518
8	19.776	15.595	15.159	50.530
No.374 Bertocco Gregorio				
1	23.297	16.779	15.553	55.629
2	20.368	15.948	15.021	51.337
3	19.687	15.576	14.828	50.091
4	19.513	15.407	14.822	49.742
5	19.464	15.404	14.819	49.687

Laps	Sector 1	Sector 2	Sector 3	Lap Time
6	19.395	15.337	14.789	49.521
7	19.411	15.372	14.762	49.545
8	20.112	15.433	14.777	50.322
No.376 Dubynin Andrey				
1	21.340	16.937	15.940	54.217
2	20.245	15.753	14.978	50.976
3	19.615	15.281	14.898	49.794
4	19.512	15.250	14.703	49.465
5	19.318	15.138	15.427	49.883
6	19.416	15.417	14.710	49.543
7	19.371	15.080	14.748	49.199
8	19.334	15.127	14.791	49.252
9	19.390	15.135	14.734	49.259
No.382 Mini Gabriele				
1	20.928	16.719	15.840	53.487
2	19.703	15.685	15.250	50.638
3	19.351	15.160	14.940	49.451
4	19.565	15.229	14.751	49.545
5	19.325	14.971	14.748	49.044
6	19.267	15.042	14.659	48.968
7	19.220	14.978	14.642	48.840
8	19.213	14.981	14.655	48.849
9	19.249	14.979	14.596	48.824
No.383 Cenedese Alessandro				
1	21.679	17.710	15.877	55.266
2	20.205	15.727	15.132	51.064
3	19.712	15.252	14.859	49.823
4	19.374	15.135	14.735	49.244
5	19.309	15.024	14.815	49.148
6	19.494	15.273	14.722	49.489
7	19.289	15.033	14.739	49.061
8	19.320	15.024	14.816	49.160
9	19.372	15.052	14.723	49.147
No.387 Gravlund Sebastian				
1	22.895	22.957	18.666	1:04.518
2	23.805	16.362	15.711	55.878
3	19.985	15.657	15.161	50.803
4	19.740	15.619	15.134	50.493
5	19.524	15.245	15.092	49.861
6	19.783	15.716	14.848	50.347
7	19.458	15.281	14.836	49.575
8	19.516	15.209	14.798	49.523





OKJ

Qualifying Practices - Series 2 (QPS2) Analysis

For information purposes. No official / regulatory value

Laps	Sector 1	Sector 2	Sector 3	Lap Time
No.390 Barnard Taylor				
1	21.814	17.317	15.396	54.527
2	20.378	15.524	14.937	50.839
3	19.496	15.269	14.803	49.568
4	19.401	15.204	14.720	49.325
5	19.322	17.035	14.763	51.120
6	19.387	15.160	14.748	49.295
7	19.261	15.082	14.710	49.053
8	19.262	15.058	14.798	49.118
9	19.355	15.084	14.687	49.126

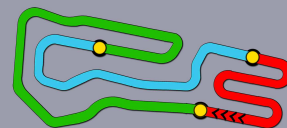


Scan this QR code for live timing



Timing service and charts editing provided by:

**Federazione Italiana
Cronometristi**



OKJ

Qualifying Practices - Series 1 (QPS1) RESULTS

Document 19.1 OFFICIAL

Rnk	No.	Entrant	Nat E.	Driver	Nat D.	Equipment	Sector 1	Sector 2	Sector 3	Time	Gap	Laps
1	353	RICKY FLYNN MOTORSPORT	GBR	Aron Paul	EST	Fa Alonso / Vortex / Bridgestone	19.303	15.016	14.612	48.931		9
2	349	BIREL ART RACING	ITA	Pizzi Francesco	ITA	Birel Art / Tm / Bridgestone	19.290	15.023	14.660	48.973	0.042	8
3	347	TONY KART RACING TEAM	ITA	Van Hoepen Laurens	NLD	Tony Kart / Vortex / Bridgestone	19.261	15.063	14.664	48.988	0.057	8
4	351	RICKY FLYNN MOTORSPORT	GBR	Askey Kai	GBR	Fa Alonso / Vortex / Bridgestone	19.363	14.955	14.690	49.008	0.077	9
5	375	TONY KART RACING TEAM	ITA	Montoya Sebastian	COL	Tony Kart / Vortex / Bridgestone	19.309	15.040	14.727	49.076	0.145	8
6	320	FORZA RACING	GBR	Van't Hoff Dilano	NLD	Exprit / Tm / Bridgestone	19.286	15.061	14.746	49.093	0.162	9
7	335	FORZA RACING	GBR	Hadjar Isac	FR	Exprit / Tm / Bridgestone	19.353	15.049	14.758	49.160	0.229	9
8	306	WARD RACING	SWE	Soldatov Maksim	RUS	Tony Kart / Vortex / Bridgestone	19.344	15.019	14.799	49.162	0.231	9
9	385	ENERGY CORSE SRL	ITA	Paparo Michael	ITA	Energy / Tm / Bridgestone	19.263	15.061	14.843	49.167	0.236	9
10	312	TB RACING TEAM	DEU	Knopp Josef	CZE	Crq / Parilla / Bridgestone	19.333	15.149	14.697	49.179	0.248	9
11	380	TEAM OAKES	GBR	Dimitrov Georgi	GBR	Exprit / Vortex / Bridgestone	19.323	15.128	14.752	49.203	0.272	9
12	345	DPK RACING	ESP	Urbeltz Moar	ESP	Fa Kart / lame / Bridgestone	19.331	15.144	14.740	49.215	0.284	8
13	369	BABY RACE DRIVER ACADEMY	ITA	Montenegro Ignacio	ARG	Tony Kart / Vortex / Bridgestone	19.353	15.079	14.816	49.248	0.317	8
14	307	FORZA RACING	GBR	Kharitonov Tikhon	RUS	Exprit / Tm / Bridgestone	19.334	15.103	14.811	49.248	0.317	9
15	373	RKT	NLD	Coertze Joshua	ZAF	Kosmic / Vortex / Bridgestone	19.375	15.167	14.710	49.252	0.321	9
16	381	KARTPROM	UKR	Novozhilov Dmitrii	RUS	Tony Kart / Tm / Bridgestone	19.463	15.137	14.656	49.256	0.325	9
17	361	CRG SPA	ITA	Giovane Elio	USA	Crq / Tm / Bridgestone	19.471	15.102	14.749	49.322	0.391	9
18	364	BABY RACE DRIVER ACADEMY	ITA	Contecha Diego	COL	Tony Kart / Vortex / Bridgestone	19.444	15.128	14.753	49.325	0.394	9
19	379	DR SRL	ITA	Primm Simon	DEU	Dr / Tm / Bridgestone	19.356	15.178	14.793	49.327	0.396	9
20	308	WARD RACING	SWE	Siverholm William	SWE	Tony Kart / Vortex / Bridgestone	19.437	15.098	14.830	49.365	0.434	9
21	343	BIREL ART RACING	ITA	Gallo Paolo	ITA	Ricciardo / Tm / Bridgestone	19.400	15.131	14.863	49.394	0.463	9
22	386	TR MOTORSPORT	DEU	Tohum Arthur	DEU	Jesolo / Tm / Bridgestone	19.489	15.190	14.725	49.404	0.473	9
23	339	TEAM OAKES	GBR	Pingasov Miron	ESP	Exprit / Vortex / Bridgestone	19.502	15.152	14.764	49.418	0.487	8
24	321	FORZA RACING	GBR	Dufek Josh	CHE	Exprit / Tm / Bridgestone	19.441	15.139	14.846	49.426	0.495	8
25	377	ATLAS RACING TEAM	RUS	Shevyrtalov Iaroslav	RUS	Birel / Tm / Bridgestone	19.457	15.186	14.861	49.504	0.573	8
26	368	BABY RACE DRIVER ACADEMY	ITA	Scionti Enzo	USA	Tony Kart / Vortex / Bridgestone	19.532	15.260	14.827	49.619	0.688	8
27	341	FORMULA K	ITA	Chiappini Tommaso	ITA	Formula K / Tm / Bridgestone	19.570	15.265	14.910	49.745	0.814	4
28	378	ATLAS RACING TEAM	RUS	Kamenev Oleg	RUS	Tony Kart / Vortex / Bridgestone	19.590	15.260	15.030	49.880	0.949	9
29	302	TARILLION BERNHARD	AUT	Tarillion Maximilian	AUT	Parolin / lame / Bridgestone	19.662	15.363	14.894	49.919	0.988	8

Start Time : 16/02 - 12:34:59

Best Lap : No.353 Aron Paul

48.931 88,28 Kph

Weather : Sunny Air : 8°C Track : Dry

23° WINTER CUP (ITA) 15-18/02/2018

Page 1 / 1

Apex Timing

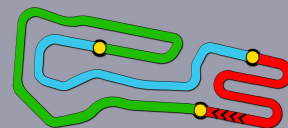


Scan this QR code for live timing



Timing service and charts editing provided by:

**Federazione Italiana
Cronometristi**



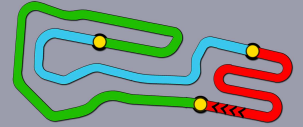
OKJ

Qualifying Practices - Series 1 (QPS1) Best Sectors Analysis

For information purposes. No official / regulatory value

S1			S2			S3			Ideal Lap Times						
Rnk	No.	Time	Rnk	No.	Time	Rnk	No.	Time	Rnk	No.	Driver	Nat D.	Ideal Lap	Best Lap	Diff.
1	347	19.261	1	351	14.955	1	347	14.598	1	347	Van Hoepen Laurens	NLD	48.895	48.988	0.093
2	385	19.263	2	353	14.996	2	349	14.607	2	353	Aron Paul	EST	48.911	48.931	0.020
3	320	19.266	3	306	15.017	3	353	14.612	3	349	Pizzi Francesco	ITA	48.918	48.973	0.055
4	375	19.273	4	349	15.023	4	381	14.656	4	375	Montoya Sebastian	COL	48.999	49.076	0.077
5	349	19.288	5	347	15.036	5	375	14.689	5	351	Askey Kai	GBR	49.008	49.008	
6	353	19.303	6	375	15.037	6	351	14.690	6	385	Paparo Michael	ITA	49.038	49.167	0.129
7	380	19.323	7	335	15.039	7	312	14.697	7	320	Van't Hoff Dilano	FRA	49.072	49.093	0.021
8	345	19.331	8	320	15.060	8	345	14.702	8	335	Hadjar Isac	FRA	49.149	49.160	0.011
9	312	19.333	9	385	15.061	9	373	14.710	9	306	Soldatov Maksim	RUS	49.156	49.162	0.006
10	307	19.334	10	369	15.079	10	385	14.714	10	381	Novozhilov Dmitrii	RUS	49.167	49.256	0.089
11	306	19.340	11	379	15.097	11	386	14.719	11	312	Knopp Josef	CZE	49.170	49.179	0.009
12	369	19.353	12	308	15.098	12	361	14.736	12	345	Urbeltz Moar	ESP	49.177	49.215	0.038
12	335	19.353	13	361	15.102	13	320	14.746	13	380	Dimitrov Georgi	ARG	49.180	49.203	0.023
14	379	19.356	14	307	15.103	14	380	14.752	14	369	Montenegro Ignacio	ARG	49.196	49.248	0.052
15	351	19.363	15	380	15.105	15	364	14.753	15	361	Giovane Elio	USA	49.239	49.322	0.083
16	373	19.375	15	364	15.105	16	335	14.757	16	379	Primm Simon	DEU	49.246	49.327	0.081
17	343	19.400	17	381	15.109	17	369	14.764	17	307	Kharitonov Tikhon	RUS	49.248	49.248	
18	361	19.401	18	343	15.116	17	339	14.764	18	373	Coertze Joshua	ZAF	49.252	49.252	
19	381	19.402	19	321	15.139	19	379	14.793	19	364	Contecha Diego	COL	49.265	49.325	0.060
19	321	19.402	20	312	15.140	20	306	14.799	20	339	Pingasov Miron	ESP	49.345	49.418	0.073
21	364	19.407	21	345	15.144	21	307	14.811	21	308	Siverholm William	SWE	49.353	49.365	0.012
22	308	19.425	22	339	15.152	22	368	14.827	22	343	Gallo Paolo	ITA	49.363	49.394	0.031
23	339	19.429	23	373	15.167	23	308	14.830	23	321	Dufek Josh	CHE	49.387	49.426	0.039
24	377	19.457	24	377	15.181	24	321	14.846	24	386	Tohum Arthur	DEU	49.390	49.404	0.014
25	386	19.481	25	386	15.190	25	343	14.847	25	377	Shevyrtalov Iaroslav	RUS	49.499	49.504	0.005
26	368	19.507	26	378	15.260	26	377	14.861	26	368	Scionti Enzo	USA	49.594	49.619	0.025
27	341	19.570	26	368	15.260	27	302	14.894	27	341	Chiappini Tommaso	ITA	49.745	49.745	
28	302	19.583	28	341	15.265	28	341	14.910	28	302	Tarillion Maximilian	AUT	49.840	49.919	0.079
29	378	19.589	29	302	15.363	29	378	15.006	29	378	Kamenev Oleg	RUS	49.855	49.880	0.025





OKJ

Qualifying Practices - Series 1 (QPS1) Analysis

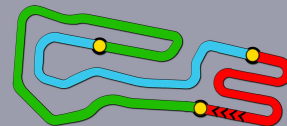
For information purposes. No official / regulatory value

Laps	Sector 1	Sector 2	Sector 3	Lap Time
No.302 Tarillion Maximilian				
1	22.617	16.678	15.802	55.097
2	20.248	16.089	15.240	51.577
3	19.815	15.689	15.277	50.781
4	19.744	15.489	15.022	50.255
5	19.583	15.440	15.093	50.116
6	19.610	15.469	15.207	50.286
7	19.677	15.383	15.325	50.385
8	19.662	15.363	14.894	49.919
No.306 Soldatov Maksim				
1	21.093	16.214	15.541	52.848
2	19.928	15.592	15.119	50.639
3	19.575	15.230	14.933	49.738
4	19.479	15.194	14.907	49.580
5	19.413	15.093	14.916	49.422
6	19.343	15.057	14.879	49.279
7	19.344	15.019	14.799	49.162
8	19.340	15.043	14.829	49.212
9	19.370	15.017	14.855	49.242
No.307 Kharitonov Tikhon				
1	23.364	16.868	15.635	55.867
2	20.012	15.695	15.158	50.865
3	19.612	15.339	14.933	49.884
4	20.003	15.274	14.860	50.137
5	19.334	15.103	14.811	49.248
6	19.374	15.288	14.860	49.522
7	19.336	15.118	15.230	49.684
8	19.537	15.161	14.933	49.631
9	19.401	15.192	14.865	49.458
No.308 Siverholm William				
1	21.261	16.352	15.519	53.132
2	20.062	15.588	15.230	50.880
3	19.700	15.424	14.981	50.105
4	19.595	15.281	14.877	49.753
5	19.627	15.197	15.226	50.050
6	19.552	15.221	14.890	49.663
7	19.437	15.098	14.830	49.365
8	19.425	15.151	14.840	49.416
9	19.527	15.130	14.836	49.493
No.312 Knopp Josef				
1	24.469	17.311	15.731	57.511
2	20.098	16.114	15.504	51.716
3	19.726	15.481	15.190	50.397
4	19.487	15.218	14.828	49.533

Laps	Sector 1	Sector 2	Sector 3	Lap Time
5	19.371	15.253	14.822	49.446
6	19.384	15.140	14.840	49.364
7	19.410	15.608	14.800	49.818
8	19.414	15.202	14.809	49.425
9	19.333	15.149	14.697	49.179
No.320 Van't Hoff Dilano				
1	21.802	17.176	15.874	54.852
2	20.384	15.827	15.290	51.501
3	19.702	15.416	15.061	50.179
4	19.456	15.247	14.949	49.652
5	19.462	15.208	14.821	49.491
6	20.783	17.268	17.398	55.449
7	19.416	15.134	14.789	49.339
8	19.266	15.060	14.775	49.101
9	19.286	15.061	14.746	49.093
No.321 Dufek Josh				
1	22.211	16.831	16.037	55.079
2	20.365	16.007	15.235	51.607
3	19.712	15.382	15.024	50.118
4	19.491	15.417	15.516	50.424
5	19.601	15.213	14.924	49.738
6	19.479	15.314	15.375	50.168
7	19.402	15.251	15.035	49.688
8	19.441	15.139	14.846	49.426
No.335 Hadjar Isac				
1	21.182	16.227	15.407	52.816
2	19.985	15.619	15.036	50.640
3	19.632	15.422	14.902	49.956
4	19.479	15.201	14.827	49.507
5	19.500	15.113	14.828	49.441
6	19.410	15.100	14.780	49.290
7	19.353	15.049	14.758	49.160
8	19.372	15.085	15.209	49.666
9	19.415	15.039	14.757	49.211
No.339 Pingasov Miron				
1	22.034	17.104	15.824	54.962
2	20.150	15.801	15.264	51.215
3	19.750	15.410	15.049	50.209
4	19.556	15.280	14.816	49.652
5	19.538	15.230	14.791	49.559
6	19.429	15.180	14.898	49.507
7	19.863	15.257	15.039	50.159
8	19.502	15.152	14.764	49.418

Laps	Sector 1	Sector 2	Sector 3	Lap Time
No.341 Chiappini Tommaso				
1	22.175	18.374	15.678	56.227
2	20.543	15.837	15.257	51.637
3	19.926	15.498	14.958	50.382
4	19.570	15.265	14.910	49.745
No.343 Gallo Paolo				
1	24.853	17.276	15.752	57.881
2	20.509	15.691	15.222	51.422
3	19.615	15.544	15.099	50.258
4	19.520	15.210	14.847	49.577
5	19.547	15.154	14.862	49.563
6	19.413	15.116	14.891	49.420
7	19.400	15.131	14.863	49.394
8	19.480	15.171	14.917	49.568
9	19.457	15.137	14.884	49.478
No.345 Urbeltz Moar				
1	21.704	16.485	15.624	53.813
2	20.060	15.704	15.373	51.137
3	19.713	15.350	14.840	49.903
4	19.453	15.228	14.729	49.410
5	19.398	15.194	14.752	49.344
6	19.331	15.144	14.740	49.215
7	19.354	15.186	14.753	49.293
8	19.509	15.261	14.702	49.472
No.347 Van Hoepen Laurens				
1	21.035	16.503	15.248	52.786
2	19.798	15.574	14.864	50.236
3	19.576	15.359	14.732	49.667
4	19.553	15.171	14.660	49.384
5	19.390	15.097	14.675	49.162
6	19.261	15.063	14.664	48.988
7	19.360	15.060	14.598	49.018
8	19.405	15.036	14.625	49.066
No.349 Pizzi Francesco				
1	20.812	16.516	15.199	52.527
2	19.736	15.702	14.862	50.300
3	19.488	15.285	14.664	49.437
4	19.395	15.101	14.670	49.166
5	19.309	15.071	14.643	49.023
6	19.288	15.092	14.607	48.987
7	19.290	15.023	14.660	48.973
8	19.319	15.119	14.662	49.100





OKJ

Qualifying Practices - Series 1 (QPS1) Analysis

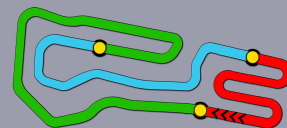
For information purposes. No official / regulatory value

Laps	Sector 1	Sector 2	Sector 3	Lap Time
4	19.406	15.211	14.757	49.374
5	19.263	15.061	14.843	49.167
6	19.284	15.212	14.714	49.210
7	19.320	15.111	14.835	49.266
8	19.323	15.094	14.767	49.184
9	19.313	15.068	14.803	49.184

No.386 Tohum Arthur

1	21.679	16.698	15.818	54.195
2	21.106	15.903	15.145	52.154
3	19.837	15.480	15.374	50.691
4	19.665	15.362	14.976	50.003
5	19.611	15.289	14.901	49.801
6	19.563	15.357	14.849	49.769
7	19.481	15.591	14.869	49.941
8	19.489	15.190	14.725	49.404
9	19.494	15.339	14.719	49.552



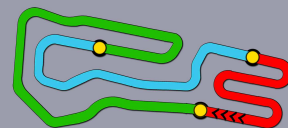


OKJ ELENCO VERIFICATI (86 Drivers)

Document 15.1 OFFICIAL

No.	Entrant	Nat E.	Driver	Nat D.	Equipment
301	DPK RACING	ESP	Gomez Gutierrez	ESP	Fa Kart / Iame / Bridgestone
302	TARILLION BERNHARD	AUT	Tarillion Maximilian	AUT	Parolin / Iame / Bridgestone
303	WARD RACING	SWE	Ögaard Sebastian	DNK	Tony Kart / Vortex / Bridgestone
304	WARD RACING	SWE	Smal Kirill	RUS	Tony Kart / Vortex / Bridgestone
305	WARD RACING	SWE	Beganovic Dino	SWE	Tony Kart / Vortex / Bridgestone
306	WARD RACING	SWE	Soldatov Maksim	RUS	Tony Kart / Vortex / Bridgestone
307	FORZA RACING	GBR	Kharitonov Tikhon	RUS	Exprit / Tm / Bridgestone
308	WARD RACING	SWE	Siverholm William	SWE	Tony Kart / Vortex / Bridgestone
309	TB RACING TEAM	DEU	Sasse Hugo	DEU	Kr / Parilla / Bridgestone
310	HORST ALFRED	DEU	Hantke Niko	DEU	Tony Kart / Parilla / Bridgestone
311	TB RACING TEAM	DEU	Zug Lilly	DEU	Kr / Parilla / Bridgestone
312	TB RACING TEAM	DEU	Knopp Josef	CZE	Crg / Parilla / Bridgestone
313	RMW MOTORSPORT	DEU	Hunecke Daniel	DEU	Tony Kart / Vortex / Bridgestone
316	WARD RACING	SWE	Zhivnov Andrey	RUS	Tony Kart / Vortex / Bridgestone
318	WARD RACING	SWE	Victorsson Philip	SWE	Kosmic / Tm / Bridgestone
319	LOTUS	SVK	Zanfari Suleiman	MAR	Tony Kart / Vortex / Bridgestone
320	FORZA RACING	GBR	Van't Hoff Dilano	NLD	Exprit / Tm / Bridgestone
321	FORZA RACING	GBR	Dufek Josh	CHE	Exprit / Tm / Bridgestone
322	KOSMIC RACING DEPARTEMENT	ITA	Camara Rafael	BRA	Kosmic / Vortex / Bridgestone
324	PRAGA RACING TEAM	ITA	Fluxa Lorenzo	ESP	Praga / Tm / Bridgestone
325	FORMULA K	ITA	Meguetounif Sami	FRA	Formula K / Tm / Bridgestone
326	M2 RACING KARTS	ESP	Pons Lucas	ESP	Crg / Parilla / Bridgestone
328	DAEMS RACING TEAM	BEL	Gilles Stadsbader	BEL	Tony Kart / Vortex / Bridgestone
329	TB KART SRL	ITA	Villa Edoardo	ITA	Tb Kart / Tm / Bridgestone
330	PAROLIN RACING KART	ITA	Wharton James	AUS	Parolin / Parilla / Bridgestone
331	PAROLIN RACING KART	ITA	Mansell Christian	AUS	Parolin / Parilla / Bridgestone
332	ENERGY CORSE SRL	ITA	Day Jamie	GBR	Energy / Tm / Bridgestone
333	ENERGY CORSE SRL	ITA	Shaparov Roman	RUS	Energy / Tm / Bridgestone
334	EVOKART SRL	ITA	Albanese Federico	ITA	Evokart / Tm / Bridgestone
335	FORZA RACING	GBR	Hadjar Isac	FRA	Exprit / Tm / Bridgestone
336	CRG SPA	ITA	Giardelli Luca	ITA	Crg / Tm / Bridgestone
337	CRG SPA	ITA	Bortoleto Gabriel	BRA	Crg / Tm / Bridgestone
338	CRG SPA	ITA	Putera Adam	MYS	Crg / Tm / Bridgestone
339	TEAM OAKES	GBR	Pingasov Miron	ESP	Exprit / Vortex / Bridgestone
340	RTG KART SPORT	DEU	Jaromin David	DEU	Crg / Parilla / Bridgestone
341	FORMULA K	ITA	Chiappini Tommaso	ITA	Formula K / Tm / Bridgestone
342	KSB RACING TEAM	AUT	Dolischka Jorden	AUT	Kosmic / Vortex / Bridgestone
343	BIREL ART RACING	ITA	Gallo Paolo	ITA	Ricciardo / Tm / Bridgestone
344	TEAM DRIVER RACING KART	ITA	Fornaroli Leonardo	ITA	Kr / Iame / Bridgestone
345	DPK RACING	ESP	Urbeltz Moar	ESP	Fa Kart / Iame / Bridgestone
346	LENNOX RACING TEAM	GBR	Griggs Luca	ITA	Exprit / Vortex / Bridgestone
347	TONY KART RACING TEAM	ITA	Van Hoepen Laurens	NLD	Tony Kart / Vortex / Bridgestone
348	TONY KART RACING TEAM	ITA	Marti Sobrepera Josep	ESP	Tony Kart / Vortex / Bridgestone
349	BIREL ART RACING	ITA	Pizzi Francesco	ITA	Birel Art / Tm / Bridgestone
350	BIREL ART RACING	ITA	Dijkstra Thomas	NLD	Birel Art / Tm / Bridgestone
351	RICKY FLYNN MOTORSPORT	GBR	Askey Kai	GBR	Fa Alonso / Vortex / Bridgestone
352	RICKY FLYNN MOTORSPORT	GBR	O'Sullivan Zak	GBR	Fa Alonso / Vortex / Bridgestone





OKJ ELENCO VERIFICATI (86 Drivers)

Document 15.1 OFFICIAL

No.	Entrant	Nat E.	Driver	Nat D.	Equipment
353	RICKY FLYNN MOTORSPORT		Aron Paul		Fa Alonso / Vortex / Bridgestone
354	RICKY FLYNN MOTORSPORT		Laursen Conrad		Fa Alonso / Vortex / Bridgestone
355	RICKY FLYNN MOTORSPORT		Rees Matthew		Fa Alonso / Vortex / Bridgestone
356	CRG SPA		Trulli Enzo		Crg / Tm / Bridgestone
357	BIREL ART RACING		Ressico D'Aloisio		Birel / Tm / Bridgestone
358	TURKIEWICZ WIKTOR		Putyatin Slavik		Parolin / Tm / Bridgestone
359	KOSKI MOTORSPORT		Mertsalmi Samuli		Tony Kart / Tm / Bridgestone
360	CRG SPA		Maxson Tyler		Crg / Tm / Bridgestone
361	CRG SPA		Giovane Elio		Crg / Tm / Bridgestone
362	CRG SPA		Spina Alfio		Crg / Tm / Bridgestone
363	KOSMIC RACING DEPARTEMENT		Hadrien David		Kosmic / Vortex / Bridgestone
364	BABY RACE DRIVER ACADEMY		Contecha Diego		Tony Kart / Vortex / Bridgestone
365	KSM SCHUMACHER RACING TEAM		Bertini Colla		Tony Kart / Vortex / Bridgestone
366	BABY RACE DRIVER ACADEMY		Bedrin Nikita		Tony Kart / Vortex / Bridgestone
367	BABY RACE DRIVER ACADEMY		Brizhan Alexey		Tony Kart / Vortex / Bridgestone
368	BABY RACE DRIVER ACADEMY		Scionti Enzo		Tony Kart / Vortex / Bridgestone
369	BABY RACE DRIVER ACADEMY		Montenegro Ignacio		Tony Kart / Vortex / Bridgestone
370	CRG HOLLAND		Variawa Saood		Crg / Tm / Bridgestone
371	CRG HOLLAND		Broer Cherine		Crg / Tm / Bridgestone
372	BABY RACE DRIVER ACADEMY		Phoenix Ksenia		Tony Kart / Vortex / Bridgestone
373	RKT		Coertze Joshua		Kosmic / Vortex / Bridgestone
374	BERTOCCO VINICIO		Bertocco Gregorio		Tony Kart / Tm / Bridgestone
375	TONY KART RACING TEAM		Montoya Sebastian		Tony Kart / Vortex / Bridgestone
376	PRIMA RACING		Dubynin Andrey		Tony Kart / Tm / Bridgestone
377	ATLAS RACING TEAM		Shevyrtalov Iaroslav		Birel / Tm / Bridgestone
378	ATLAS RACING TEAM		Kamenev Oleg		Tony Kart / Vortex / Bridgestone
379	DR SRL		Primm Simon		Dr / Tm / Bridgestone
380	TEAM OAKES		Dimitrov Georgi		Exprit / Vortex / Bridgestone
381	KARTPROM		Novozhilov Dmitrii		Tony Kart / Tm / Bridgestone
382	PAROLIN RACING KART		Mini Gabriele		Parolin / Iame / Bridgestone
383	PAROLIN RACING KART		Cenedese Alessandro		Parolin / Iame / Bridgestone
384	PAROLIN POLAND		Siksnelis Kajus		Parolin / Vortex / Bridgestone
385	ENERGY CORSE SRL		Paparo Michael		Energy / Tm / Bridgestone
386	TR MOTORSPORT		Tohum Arthur		Jesolo / Tm / Bridgestone
387	KR MOTOR SPORT		Gravlund Sebastian		Kr / Parilla / Bridgestone
388	KR MOTOR SPORT		Balzarotti Alessandro		Kr / Parilla / Bridgestone
389	KR MOTOR SPORT		Amand Marcus		Kr / Parilla / Bridgestone
390	KR MOTOR SPORT		Barnard Taylor		Kr / Parilla / Bridgestone
391	maxim racing sport		Haralampiev Maksim		Exprit / Tm / Bridgestone

