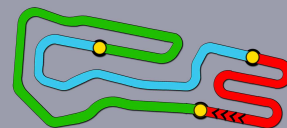


SOUTH GARDA KARTING

23^a WINTER CUP

***15-18 FEBBRAIO 2018 - Gara Internazionale
Cat. KZ2 - OK - OKJ - MINI ROK***

***RESULTS
BOOKLET***



Final (FIN)

Document 39.1 OFFICIAL

OK DEF. RESULTS

Rnk	No.	Entrant	Nat E.	Driver	Nat D.	Equipment	Time	Laps	Best Lap	Gap	Interv.	Sector 1	Sector 2	Sector 3	Penalty
1	209	TB RACING TEAM	DEU	Janker Hannes	DEU	Kr / Parilla / Bridgestone	18:15.910	22	48.637			19.018	14.935	14.684	
2	253	KSM SCHUMACHER RACING TEAM	DNK	Nielsen Nicklas	DNK	Tony Kart / Vortex / Bridgestone	18:19.707	22	48.685	3.797	3.797	19.051	14.982	14.652	
3	231	CRG SPA	ITA	Hiltbrand Pedro	ESP	Crg / Tm / Bridgestone	18:20.823	22	48.750	4.913	1.116	19.097	14.965	14.688	
4	202	PF INTERNATIONAL KARTING TEAM	GBR	Hodgson Oliver	GBR	Birel / Parilla / Bridgestone	18:21.658	22	48.868	5.748	0.835	19.209	14.959	14.700	
5	208	TB RACING TEAM	DEU	Zug Marius	DEU	Kr / Parilla / Bridgestone	18:24.728	22	48.814	8.818	3.070	19.036	14.961	14.817	
6	238	TONY KART RACING TEAM	ITA	Milell Noah	SWE	Tony Kart / Vortex / Bridgestone	18:30.613	22	48.918	14.703	5.885	19.141	14.996	14.781	
7	264	KR MOTOR SPORT	SWE	Trvisanutto Lorenzo	ITA	Kr / Parilla / Bridgestone	18:22.539	22	48.371	16.629	1.926	18.986	14.824	14.561	+10.000
8	216	FORZA RACING	GBR	Edgar Jonny	GBR	Exprit / Tm / Bridgestone	18:33.453	22	48.956	17.543	0.914	19.309	14.985	14.662	
9	201	TONY KART RACING TEAM	ITA	Vidales Ajenjo David	ESP	Tony Kart / Vortex / Bridgestone	18:24.385	22	48.937	18.475	0.932	19.173	14.999	14.765	+10.000
10	228	CRG SPA	ITA	Bradshaw Callum	GBR	Crg / Tm / Bridgestone	18:38.756	22	48.825	22.846	4.371	19.189	14.885	14.751	
11	235	LENNOX RACING TEAM	GBR	Ferrari Lorenzo	ITA	Exprit / Vortex / Bridgestone	18:43.426	22	49.448	27.516	4.670	19.397	15.143	14.908	
12	218	FORZA RACING	GBR	Patterson Dexter	GBR	Exprit / Tm / Bridgestone	18:44.213	22	49.286	28.303	0.787	19.414	15.156	14.716	
13	229	CRG SPA	ITA	Meyer Kilian	ESP	Crg / Tm / Bridgestone	18:34.999	22	48.953	29.089	0.786	19.294	15.045	14.614	+10.000
14	225	PRAGA RACING TEAM	ITA	Pescador Jorge	ARG	Praga / Tm / Bridgestone	18:47.062	22	49.014	31.152	2.063	19.203	15.102	14.709	
15	222	SODIKART	ITA	Fraisse Vincent	ITA	Sodikart / Tm / Bridgestone	18:48.034	22	49.471	32.124	0.972	19.325	15.285	14.861	
16	241	BIREL ART RACING	ITA	Coluccio Luigi	ITA	Birel Art / Tm / Bridgestone	18:49.690	22	49.179	33.780	1.656	19.246	15.095	14.838	
17	232	CRG SPA	ITA	Colapinto Franco	ARG	Crg / Parilla / Bridgestone	18:49.811	22	49.444	33.901	0.121	19.484	15.168	14.792	
18	221	KOSMIC RACING DEPARTEMENT	CZE	Stanek Roman	CZE	Kosmic / Vortex / Bridgestone	18:50.466	22	48.826	34.556	0.655	19.129	14.972	14.725	
19	257	KSM SCHUMACHER RACING TEAM	DEU	Ferati Jasin	CHE	Tony Kart / Vortex / Bridgestone	18:51.526	22	49.285	35.616	1.060	19.391	15.206	14.688	
20	244	RICKY FLYNN MOTORSPORT	GBR	Maloney Zane	ITA	Fa Alonso / Vortex / Bridgestone	18:52.362	22	49.388	36.452	0.836	19.351	15.178	14.859	
21	258	ASD AUTOEUROPEO MOTORSPORT	ITA	Carenini Danny	ITA	Tony Kart / Vortex / Bridgestone	18:56.076	22	49.154	40.166	3.714	19.207	15.093	14.854	
22	263	KR MOTOR SPORT	SWE	Gazil Ugo	ITA	Kr / Parilla / Bridgestone	18:46.872	22	49.573	40.962	0.796	19.503	15.198	14.872	+10.000
23	247	KOSKI MOTORSPORT	FIN	Saarijarvi Frans-Emil	FIN	Kosmic / Vortex / Bridgestone	18:57.808	22	49.456	41.898	0.936	19.350	15.226	14.880	
24	220	KOSMIC RACING DEPARTEMENT	ITA	Gustafsson Viktor	SWE	Kosmic / Vortex / Bridgestone	18:49.822	22	49.466	43.912	2.014	19.168	15.161	15.137	+10.000
25	211	WARD RACING	SWE	Nord Gabriel	SWE	Tony Kart / Vortex / Bridgestone	15:43.536	18	49.709	4 Laps	4 Laps	19.486	15.289	14.934	
26	266	KR MOTOR SPORT	SWE	Marseglia Leonardo	ITA	Kr / Parilla / Bridgestone	14:40.984	17	49.608	5 Laps	1 Lap	19.521	15.183	14.904	
27	224	PRAGA RACING TEAM	ITA	Martinez Carles	ESP	Praga / Tm / Bridgestone	14:45.257	17	49.610	5 Laps	4.273	19.266	15.305	15.039	
28	249	KSB RACING TEAM	AUT	Rossel Kevin	DNK	Kosmic / Vortex / Bridgestone	12:52.265	15	49.962	7 Laps	2 Laps	19.610	15.257	15.095	
29	204	SODIKART	ITA	Joyner Tom	GBR	Sodikart / Tm / Bridgestone	12:52.473	15	49.628	7 Laps	0.208	19.596	15.202	14.830	
30	255	KSM SCHUMACHER RACING TEAM	DEU	Bizzotto Leonardo	ITA	Tony Kart / Vortex / Bridgestone	12:53.097	15	50.054	7 Laps	0.624	19.623	15.351	15.080	
31	254	KSM SCHUMACHER RACING TEAM	DEU	Van der Helm Tijmen	NLD	Tony Kart / Vortex / Bridgestone	9:00.183	10	51.338	12 Laps	5 Laps	19.937	15.698	15.703	
32	268	UNOMATRICULA K-TEAM	ESP	Lahoz Lopez	ESP	Tony Kart / lame / Bridgestone	8:05.265	9	51.402	13 Laps	1 Lap	19.997	15.853	15.552	
33	234	LENNOX RACING TEAM	GBR	Zagazeta Mathias	PER	Exprit / Vortex / Bridgestone	4:38.641	5	52.923	17 Laps	4 Laps	21.258	15.756	15.909	
34	265	KR MOTOR SPORT	SWE	Michelotto Mattia	ITA	Kr / Parilla / Bridgestone	5:06.994	5	52.621	17 Laps	28.353	20.651	15.926	16.044	

No.264 Trvisanutto Lorenzo : Time penalty of 10". According to steward's decision n°225

No.201 Vidales Ajenjo David : Time penalty of 10". According to steward's decision n°226

No.229 Meyer Kilian : Time penalty of 10". According to steward's decision n°227

No.263 Gazil Ugo : Time penalty of 10". According to steward's decision n°228

No.220 Gustafsson Viktor : Time penalty of 10". According to steward's decision n°229

Leaders : No.253 Nielsen Nicklas (1-14) / No.209 Janker Hannes (15-22)

Best Lap : No.264 Trvisanutto Lorenzo 48.371 89,30 Kph

Event Record : No.264 Trvisanutto Lorenzo 47.454 91,03 Kph

Start Time : 18/02 - 15:35:43

Weather : Cloudy Air : 4°C Track : Wet

23° WINTER CUP (ITA) 15-18/02/2018

Page 1 / 1

FICR

Apex Timing

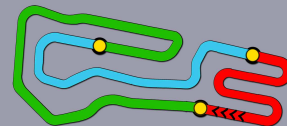


Scan this QR code for live timing



Timing service and charts editing provided by:

Federazione Italiana Cronometristi



OK

Final (FIN) Lap Chart

For information purposes. No official / regulatory value

	1	2	3	4	5	6	7	8	9	10	11	12	13	14	15	16	17	18	19	20	21	22	23	24	25	26	27	28	29	30	31	32	33	34	
Grid	209	264	253	231	221	201	216	265	202	208	225	235	218	249	263	229	204	228	244	220	255	258	238	266	268	232	257	241	222	247	211	224	254	234	
Start	209	253	221	264	231	216	201	265	202	225	208	218	235	249	229	263	204	228	244	255	238	268	220	258	266	232	241	222	247	257	211	224	254	234	
Lap 1 <small>Interval</small>	253	209	201	216	264	265	231	221	202	225	208	249	218	229	235	228	263	204	238	255	268	244	232	241	222	247	258	257	220	211	224	254	266	234	
Lap 2	253	209	201	264	216	231	202	208	225	249	221	229	228	235	263	204	218	238	255	244	232	241	222	247	268	220	211	257	258	254	224	234	266	265	
Lap 3	253	209	201	264	231	216	202	208	225	249	229	221	235	263	238	255	204	218	244	241	222	232	228	247	220	268	257	211	254	258	224	234	266	265	
Lap 4	253	209	264	201	216	202	231	208	249	229	221	263	238	255	235	218	244	204	241	222	232	228	247	220	211	257	254	258	268	266	234	224	225	265	
Lap 5	253	209	264	201	216	231	208	202	249	229	221	238	263	255	235	218	244	204	241	222	228	232	211	220	257	254	258	247	268	266	224	234	225	265	
Lap 6	253	209	264	201	216	231	208	202	229	249	238	221	263	255	235	218	204	244	241	222	228	232	220	257	211	247	266	268	224	225	258	254			
Lap 7	253	209	264	201	216	231	208	202	229	238	249	263	221	255	235	218	204	222	228	232	244	241	257	220	211	247	266	224	268	225	258	254			
Lap 8	253	209	264	201	216	231	208	202	229	238	249	263	255	221	235	218	204	228	232	222	244	241	257	211	247	220	266	224	225	268	258	254			
Lap 9	253	209	264	201	231	208	202	216	229	238	249	263	255	221	204	235	218	222	228	232	244	241	257	211	266	247	220	225	224	268	258	254			
Lap 10	253	209	208	201	202	231	216	264	229	238	249	263	255	221	204	235	218	222	228	232	244	241	211	257	266	220	247	225	224	258	254				
Lap 11	253	209	208	202	231	201	216	264	238	229	263	249	255	204	222	235	218	228	221	232	244	241	211	266	257	220	225	224	247	258					
Lap 12	253	209	208	231	202	201	216	264	238	229	263	249	255	204	222	235	228	218	232	221	244	241	266	257	220	225	211	224	258	247					
Lap 13	253	209	231	202	208	201	264	216	238	229	263	249	255	204	222	235	228	218	232	221	241	244	266	257	220	225	224	258	211	247					
Lap 14	253	209	231	202	201	264	208	238	216	229	263	249	255	204	222	228	235	218	232	221	244	241	266	257	225	220	224	258	247	211					
Lap 15	209	253	231	202	201	264	208	238	216	229	263	249	264	255	222	228	235	218	232	221	244	241	266	257	225	220	224	258	247	211					
Lap 16	209	253	231	202	201	264	208	238	216	229	263	228	235	218	232	222	221	244	266	257	225	241	220	224	258	247	211								
Lap 17	209	253	231	202	264	201	208	238	216	229	228	263	235	218	222	232	225	266	241	220	221	257	244	234	258	247	211								
Lap 18	209	253	231	202	264	201	208	238	216	229	228	263	218	235	222	225	232	241	220	257	221	244	258	247	234										
Lap 19	209	253	231	202	264	201	208	238	216	229	228	263	218	235	222	225	232	241	220	257	221	244	258	247											

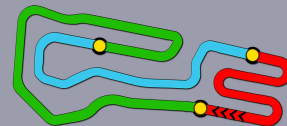


Scan this QR code for live timing



Timing service and charts editing provided by:

**Federazione Italiana
Cronometristi**



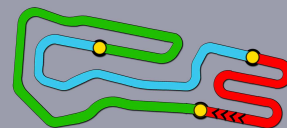
OK

Final (FIN)
Lap Chart

For information purposes. No official / regulatory value

Lap 20	209	253 4.6	231 1.3	202 0.5	264 1.7	201 0.8	208 0.4	238 5.7	216 2.6	229 1.3	228 4.0	235 3.4	263 1.1	218 0.1	222 0.2	225 2.6	232 1.1	241 0.7	220 0.3	257 0.7	221 0.6	244 1.4	258 3.7	247 1.4
Lap 21	209	253 4.5	231 1.3	202 0.7	264 1.4	201 1.2	208 0.4	238 5.7	216 2.8	229 1.2	228 4.1	235 4.0	218 0.9	263 0.3	222 0.2	225 1.9	232 1.7	241 0.2	220 0.6	221 1.4	257 0.4	244 0.9	258 3.4	247 1.8
Lap 22	209	253 3.7	231 1.1	202 0.8	264 0.8	201 1.8	208 0.3	238 5.8	216 2.8	229 1.5	228 3.7	235 4.6	218 0.7	263 2.6	225 0.1	222 0.9	241 1.6	232 0.1	220 0.0	221 0.6	257 1.0	244 0.8	258 3.7	247 1.7





OK

Final (FIN) Analysis

For information purposes. No official / regulatory value

Laps	Sector 1	Sector 2	Sector 3	Lap Time
No.201 Vidales Ajenjo David				
1	21.682	16.351	16.139	54.172
2	20.270	15.755	15.553	51.578
3	19.946	15.644	15.546	51.136
4	19.691	15.725	15.547	50.963
5	20.206	15.347	15.454	51.007
6	19.804	15.274	15.046	50.124
7	20.278	15.238	15.111	50.627
8	19.640	15.197	15.056	49.893
9	19.634	15.160	15.017	49.811
10	20.104	15.232	15.007	50.343
11	20.137	15.904	15.049	51.090
12	19.518	15.038	14.944	49.500
13	19.344	14.999	15.226	49.569
14	19.535	15.211	14.886	49.632
15	19.345	15.013	14.807	49.165
16	19.241	14.986	14.752	48.979
17	19.673	15.034	14.821	49.528
18	19.230	14.984	14.773	48.987
19	19.411	14.987	14.764	49.162
20	19.221	14.989	14.768	48.978
21	19.173	14.999	14.765	48.937
22	19.179	14.986	14.797	48.962

Laps	Sector 1	Sector 2	Sector 3	Lap Time
No.202 Hodgson Oliver				
1	22.000	16.818	16.353	55.171
2	20.294	16.002	15.707	52.003
3	19.976	15.670	15.556	51.202
4	19.684	15.306	15.458	50.448
5	21.083	15.301	15.203	51.587
6	19.608	15.210	15.161	49.979
7	19.860	15.238	15.116	50.214
8	19.425	15.193	14.984	49.602
9	19.362	15.183	15.033	49.578
10	19.659	15.171	14.974	49.804
11	19.629	15.075	14.860	49.564
12	19.611	15.122	14.805	49.538
13	19.246	15.007	14.892	49.145
14	19.374	15.068	14.899	49.341
15	19.274	15.043	15.023	49.340
16	19.173	15.040	14.809	49.022
17	19.209	14.959	14.700	48.868
18	19.100	14.948	14.944	48.992
19	19.215	15.025	14.842	49.082
20	19.113	15.021	14.755	48.889

Laps	Sector 1	Sector 2	Sector 3	Lap Time
21	19.078	15.047	14.775	48.900
22	19.149	15.047	14.738	48.934
No.204 Joyner Tom				
1	22.169	16.834	16.764	55.767
2	20.809	16.151	15.973	52.933
3	20.961	15.985	15.468	52.414
4	20.168	17.307	15.429	52.904
5	20.022	15.642	15.137	50.801
6	19.790	15.456	15.299	50.545
7	19.846	15.475	15.509	50.830
8	19.931	15.503	15.232	50.666
9	20.664	15.390	15.049	51.103
10	19.716	15.300	14.920	49.936
11	19.599	15.578	15.000	50.177
12	19.525	15.406	14.938	49.869
13	19.775	15.385	15.208	50.368
14	19.625	15.330	15.036	49.991
15	19.596	15.202	14.830	49.628

Laps	Sector 1	Sector 2	Sector 3	Lap Time
No.208 Zug Marius				
1	21.565	16.820	16.768	55.153
2	20.491	15.949	15.730	52.170
3	19.897	15.513	15.497	50.907
4	19.761	15.356	15.231	50.348
5	20.202	15.317	15.318	50.837
6	19.479	15.081	15.045	49.605
7	19.934	15.356	15.251	50.541
8	19.600	15.230	14.924	49.754
9	19.427	15.152	15.054	49.633
10	19.448	15.152	14.863	49.463
11	19.379	15.261	15.071	49.711
12	19.397	15.077	15.015	49.489
13	19.317	15.270	16.688	51.275
14	19.799	15.543	14.954	50.296
15	19.315	15.046	15.047	49.408
16	19.213	14.982	14.933	49.128
17	19.209	15.013	14.740	48.962
18	19.229	15.006	14.790	49.025
19	19.360	15.034	14.791	49.185
20	19.178	15.010	14.852	49.040
21	19.178	14.947	14.834	48.959
22	19.036	14.961	14.817	48.814

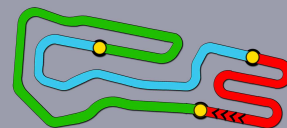
Laps	Sector 1	Sector 2	Sector 3	Lap Time
No.209 Janker Hannes				
1	21.417	16.071	16.757	54.245
2	20.413	15.800	15.795	52.008

Laps	Sector 1	Sector 2	Sector 3	Lap Time
3	19.773	15.355	15.377	50.505
4	19.683	15.293	15.526	50.502
5	19.772	15.243	15.123	50.138
6	19.478	15.299	15.050	49.827
7	19.635	15.178	15.568	50.381
8	19.475	15.127	15.031	49.633
9	19.416	15.120	14.896	49.432
10	19.356	15.074	14.718	49.148
11	19.220	15.055	14.808	49.083
12	19.295	15.068	14.697	49.060
13	19.228	15.035	14.742	49.005
14	19.240	15.036	14.717	48.993
15	19.096	15.273	15.449	49.818
16	19.152	14.969	14.768	48.889
17	19.240	14.996	14.612	48.848
18	19.018	14.935	14.684	48.637
19	19.286	14.970	14.652	48.908
20	19.109	15.008	14.598	48.715
21	19.118	15.002	14.715	48.835
22	19.596	15.346	14.876	49.818

Laps	Sector 1	Sector 2	Sector 3	Lap Time
No.211 Nord Gabriel				
1	21.915	16.676	16.907	55.498
2	21.077	16.272	16.369	53.718
3	20.785	16.054	17.134	53.973
4	20.208	15.728	15.976	51.912
5	19.831	15.621	15.949	51.401
6	19.736	16.737	16.075	52.548
7	19.952	15.525	15.643	51.120
8	19.608	15.478	15.493	50.579
9	19.509	15.363	15.273	50.145
10	19.904	15.236	15.298	50.438
11	19.433	15.421	15.391	50.245
12	19.477	17.302	16.092	52.871
13	19.683	19.162	16.188	55.033
14	19.919	16.127	15.324	51.370
15	19.550	15.422	14.988	49.960
16	20.863	15.373	15.224	51.460
17	19.486	15.289	14.934	49.709
18	22.543	15.737	15.266	53.546

Laps	Sector 1	Sector 2	Sector 3	Lap Time
No.216 Edgar Jonny				
1	21.912	16.624	16.027	54.563
2	20.421	16.609	15.541	52.571
3	20.210	15.612	15.366	51.188
4	19.755	15.467	15.273	50.495





OK

Final (FIN) Analysis

For information purposes. No official / regulatory value

Laps	Sector 1	Sector 2	Sector 3	Lap Time
5	20.064	15.353	15.211	50.628
6	19.622	15.296	15.014	49.932
7	20.155	15.325	15.052	50.532
8	19.723	15.240	14.950	49.913
9	20.599	15.174	14.923	50.696
10	19.848	15.194	15.110	50.152
11	19.484	15.941	15.011	50.436
12	19.464	15.114	14.945	49.523
13	19.788	18.707	15.236	53.731
14	19.873	15.312	15.987	51.172
15	19.527	15.172	14.916	49.615
16	19.352	15.060	15.491	49.903
17	19.601	15.076	15.417	50.094
18	19.385	15.173	14.753	49.311
19	19.802	15.134	14.772	49.708
20	19.337	15.064	14.780	49.181
21	19.383	15.084	14.626	49.093
22	19.309	14.985	14.662	48.956

No.218 Patterson Dexter				
Laps	Sector 1	Sector 2	Sector 3	Lap Time
1	21.446	16.844	16.721	55.011
2	20.639	16.428	17.775	54.842
3	20.303	16.120	16.373	52.796
4	20.177	15.622	15.592	51.391
5	20.305	15.654	15.245	51.204
6	19.862	15.590	15.410	50.862
7	19.900	15.471	15.656	51.027
8	19.771	15.530	15.367	50.668
9	20.953	15.894	15.000	51.847
10	19.787	15.312	15.050	50.149
11	20.100	15.698	15.012	50.810
12	20.267	15.436	15.074	50.777
13	19.656	15.216	14.951	49.823
14	19.559	15.280	15.000	49.839
15	19.477	15.284	14.842	49.603
16	20.253	15.263	14.996	50.512
17	19.434	15.744	15.401	50.579
18	19.502	15.197	14.802	49.501
19	19.527	15.228	14.778	49.533
20	19.519	16.758	15.127	51.404
21	19.414	15.156	14.716	49.286
22	19.370	15.106	14.817	49.293

No.220 Gustafsson Viktor				
Laps	Sector 1	Sector 2	Sector 3	Lap Time
1	21.525	17.162	18.781	57.468
2	20.980	16.213	16.439	53.632

Laps	Sector 1	Sector 2	Sector 3	Lap Time
3	20.453	16.166	16.745	53.364
4	20.118	15.821	16.184	52.123
5	19.781	16.015	16.181	51.977
6	19.746	15.752	16.069	51.567
7	19.917	15.761	16.026	51.704
8	19.594	15.517	16.324	51.435
9	20.003	15.477	16.228	51.708
10	19.809	15.445	15.212	50.466
11	19.504	15.429	15.180	50.113
12	19.392	15.480	15.197	50.069
13	19.332	15.255	15.158	49.745
14	19.238	15.199	15.577	50.014
15	19.258	15.178	15.186	49.622
16	19.997	15.262	15.046	50.305
17	19.264	15.376	15.223	49.863
18	19.559	15.724	15.078	50.361
19	19.530	15.243	14.922	49.695
20	19.274	15.153	15.068	49.495
21	19.168	15.161	15.137	49.466
22	19.210	15.237	15.169	49.616

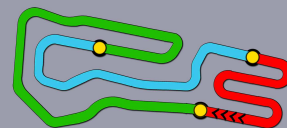
No.221 Stanek Roman				
Laps	Sector 1	Sector 2	Sector 3	Lap Time
1	21.499	16.464	17.814	55.777
2	22.163	15.975	15.891	54.029
3	20.021	16.653	16.024	52.698
4	20.179	15.533	16.013	51.725
5	19.623	15.419	15.736	50.778
6	19.894	15.244	16.306	51.444
7	19.607	16.117	15.820	51.544
8	20.404	15.432	15.290	51.126
9	20.640	15.210	15.010	50.860
10	19.686	15.208	14.925	49.819
11	19.535	18.867	15.551	53.953
12	19.659	15.731	15.741	51.131
13	19.607	15.150	15.121	49.878
14	19.603	15.206	15.457	50.266
15	19.462	15.092	15.366	49.920
16	20.180	15.155	15.151	50.486
17	19.358	18.424	16.597	54.379
18	20.912	15.295	15.205	51.412
19	19.598	15.127	14.890	49.615
20	19.636	14.960	14.978	49.574
21	19.162	15.202	15.171	49.535
22	19.129	14.972	14.725	48.826

No.222 Fraise Vincent				
Laps	Sector 1	Sector 2	Sector 3	Lap Time
1	21.635	16.838	16.716	55.189
2	20.612	16.294	16.371	53.277
3	20.466	15.939	15.893	52.298
4	20.019	15.735	15.438	51.192
5	20.036	15.665	15.476	51.177
6	19.778	15.467	15.426	50.671
7	19.528	15.417	15.223	50.168
8	19.707	15.424	15.983	51.114
9	19.962	16.014	15.178	51.154
10	19.534	15.359	15.067	49.960
11	19.815	15.529	15.112	50.456
12	19.462	15.296	15.014	49.772
13	19.343	15.254	14.995	49.592
14	19.537	15.356	15.025	49.918
15	19.560	15.301	15.143	50.004
16	23.140	15.362	15.086	53.588
17	19.471	15.362	15.038	49.871
18	19.325	15.285	14.861	49.471
19	19.418	15.215	14.896	49.529
20	19.286	15.655	15.201	50.142
21	19.649	15.227	14.844	49.720
22	19.723	17.157	15.554	52.434

No.224 Martinez Carles				
Laps	Sector 1	Sector 2	Sector 3	Lap Time
1	22.125	17.190	16.508	55.823
2	21.019	16.500	16.615	54.134
3	21.322	16.119	16.411	53.852
4	20.664	15.965	17.585	54.214
5	20.218	15.970	15.468	51.656
6	20.061	15.875	15.430	51.366
7	20.319	15.817	15.458	51.594
8	19.930	15.844	15.432	51.206
9	19.802	16.100	15.491	51.393
10	19.734	15.481	15.174	50.389
11	19.528	15.265	15.386	50.179
12	19.368	15.201	15.335	49.904
13	19.716	15.317	16.271	51.304
14	19.645	15.250	15.110	50.005
15	19.435	15.285	14.992	49.712
16	20.463	15.284	15.087	50.834
17	19.266	15.305	15.039	49.610

No.225 Pescador Jorge				
Laps	Sector 1	Sector 2	Sector 3	Lap Time
1	22.098	16.845	15.971	54.914
2	20.632	15.776	16.232	52.640





OK

Final (FIN) Analysis

For information purposes. No official / regulatory value

Laps	Sector 1	Sector 2	Sector 3	Lap Time
3	20.212	15.510	15.131	50.853
4	36.828	16.186	15.853	1:08.867
5	20.201	15.536	15.376	51.113
6	19.640	15.320	15.415	50.375
7	19.885	15.429	15.336	50.650
8	19.739	15.271	15.196	50.206
9	19.395	15.594	15.385	50.374
10	19.450	15.311	15.101	49.862
11	19.254	15.237	15.012	49.503
12	19.258	15.148	15.120	49.526
13	19.496	15.167	15.036	49.699
14	19.491	15.062	15.058	49.611
15	19.299	15.050	14.902	49.251
16	19.900	15.071	14.938	49.909
17	19.439	15.420	15.556	50.415
18	19.289	15.193	14.969	49.451
19	19.440	15.095	14.755	49.290
20	19.192	15.083	14.811	49.086
21	19.203	15.102	14.709	49.014
22	19.210	15.470	14.820	49.500

Laps	Sector 1	Sector 2	Sector 3	Lap Time
No.228 Bradshaw Callum				
1	21.365	17.204	16.379	54.948
2	20.671	16.144	15.918	52.733
3	24.499	15.802	16.436	56.737
4	20.128	15.501	15.562	51.191
5	19.961	15.415	15.339	50.715
6	19.738	15.386	15.295	50.419
7	19.622	15.302	15.270	50.194
8	19.751	15.265	15.209	50.225
9	20.457	16.463	15.285	52.205
10	19.829	15.340	15.073	50.242
11	19.558	15.464	15.104	50.126
12	19.931	15.232	15.095	50.258
13	19.484	15.127	15.123	49.734
14	19.548	15.050	14.973	49.571
15	19.576	15.068	14.938	49.582
16	20.529	15.082	14.940	50.551
17	19.350	15.010	14.809	49.169
18	19.322	15.034	14.821	49.177
19	19.395	15.013	14.855	49.263
20	19.310	14.937	14.978	49.225
21	19.214	14.994	14.865	49.073
22	19.189	14.885	14.751	48.825

Laps	Sector 1	Sector 2	Sector 3	Lap Time
No.229 Meyer Kilian				
1	21.487	16.715	16.559	54.761
2	21.298	16.073	15.859	53.230
3	19.911	15.424	15.474	50.809
4	20.022	15.452	16.699	52.173
5	19.918	15.514	15.447	50.879
6	20.083	15.437	15.306	50.826
7	19.726	15.310	15.123	50.159
8	19.607	15.344	14.920	49.871
9	19.597	15.255	15.195	50.047
10	19.526	15.252	14.951	49.729
11	19.666	18.005	15.358	53.029
12	20.070	15.614	15.280	50.964
13	19.640	15.480	15.103	50.223
14	19.508	15.310	14.883	49.701
15	19.457	15.279	15.145	49.881
16	19.321	15.216	14.843	49.380
17	19.321	15.159	14.836	49.316
18	19.342	15.132	14.805	49.279
19	19.352	15.158	14.720	49.230
20	19.363	15.072	14.801	49.236
21	19.294	15.045	14.614	48.953
22	19.305	15.100	14.858	49.263

Laps	Sector 1	Sector 2	Sector 3	Lap Time
No.231 Hiltbrand Pedro				
1	21.912	16.111	17.571	55.594
2	20.333	16.042	15.590	51.965
3	19.836	15.590	15.208	50.634
4	19.563	15.301	16.416	51.280
5	20.129	15.358	15.155	50.642
6	19.436	15.215	15.000	49.651
7	20.115	15.399	15.085	50.599
8	19.819	15.153	14.809	49.781
9	19.503	15.239	14.950	49.692
10	19.556	16.055	15.093	50.704
11	19.430	15.133	14.773	49.336
12	19.350	15.114	14.792	49.256
13	19.138	15.166	14.919	49.223
14	19.139	15.022	14.809	48.970
15	19.103	15.049	15.187	49.339
16	19.165	15.046	14.814	49.025
17	19.194	14.983	14.741	48.918
18	19.045	14.973	14.783	48.801
19	19.441	15.022	14.808	49.271
20	19.097	14.965	14.688	48.750

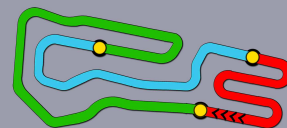
Laps	Sector 1	Sector 2	Sector 3	Lap Time
21	19.047	14.916	14.791	48.754
22	19.058	15.031	14.713	48.802

Laps	Sector 1	Sector 2	Sector 3	Lap Time
No.232 Colapinto Franco				
1	21.663	16.710	16.962	55.335
2	20.562	15.883	16.304	52.749
3	22.201	15.845	15.768	53.814
4	20.362	15.520	15.718	51.600
5	20.294	15.417	15.346	51.057
6	19.902	15.231	15.125	50.258
7	19.723	15.327	15.168	50.218
8	19.702	15.534	15.161	50.397
9	21.905	15.427	15.213	52.545
10	19.695	15.367	15.174	50.236
11	19.959	15.620	15.172	50.751
12	19.720	15.336	14.951	50.007
13	19.484	15.168	14.792	49.444
14	19.555	15.233	14.912	49.700
15	19.588	15.131	14.938	49.657
16	20.924	15.244	14.962	51.130
17	19.553	19.685	15.362	54.600
18	20.100	15.351	14.921	50.372
19	19.723	15.152	14.801	49.676
20	19.625	15.111	14.748	49.484
21	19.638	15.124	14.910	49.672
22	20.164	15.399	14.914	50.477

Laps	Sector 1	Sector 2	Sector 3	Lap Time
No.234 Zagazeta Mathias				
1	22.380	17.160	16.795	56.335
2	20.832	16.526	16.311	53.669
3	20.791	16.247	16.332	53.370
4	20.525	16.003	17.018	53.546
5	21.258	15.756	15.909	52.923

Laps	Sector 1	Sector 2	Sector 3	Lap Time
No.235 Ferrari Lorenzo				
1	22.209	16.745	16.857	55.811
2	21.126	16.222	16.021	53.369
3	19.989	15.755	15.950	51.694
4	20.197	15.618	16.878	52.693
5	20.063	15.570	15.561	51.194
6	19.998	15.392	15.690	51.080
7	19.777	15.540	15.845	51.162
8	19.792	15.389	15.478	50.659
9	21.066	15.506	15.097	51.669
10	19.708	15.456	15.063	50.227
11	19.562	15.445	15.975	50.982
12	19.955	15.263	15.091	50.309





OK

Final (FIN) Analysis

For information purposes. No official / regulatory value

Laps	Sector 1	Sector 2	Sector 3	Lap Time
13	19.443	15.224	15.093	49.760
14	19.956	15.198	15.098	50.252
15	19.443	15.129	15.052	49.624
16	20.282	15.170	14.995	50.447
17	19.495	15.753	15.290	50.538
18	19.615	15.593	14.839	50.047
19	19.418	15.221	14.856	49.495
20	19.337	15.332	15.108	49.777
21	19.423	15.274	15.003	49.700
22	19.397	15.143	14.908	49.448

No.238 Milell Noah				
Laps	Sector 1	Sector 2	Sector 3	Lap Time
1	21.409	16.744	16.804	54.957
2	20.730	16.190	16.018	52.938
3	20.371	15.935	15.536	51.842
4	19.926	15.589	15.587	51.102
5	19.773	15.354	15.407	50.534
6	19.791	15.344	15.233	50.368
7	19.687	15.374	15.123	50.184
8	19.638	15.268	15.106	50.012
9	19.541	15.159	15.110	49.810
10	19.591	15.200	14.996	49.787
11	19.391	15.850	15.227	50.468
12	19.486	15.167	14.972	49.625
13	19.391	15.152	14.831	49.374
14	19.510	15.079	16.022	50.611
15	19.263	15.089	14.839	49.191
16	19.235	15.053	14.837	49.125
17	19.197	14.993	15.012	49.202
18	19.141	14.996	14.781	48.918
19	19.619	14.979	15.514	50.112
20	19.248	15.019	14.727	48.994
21	19.161	14.978	14.791	48.930
22	19.207	15.063	14.683	48.953

No.241 Coluccio Luigi				
Laps	Sector 1	Sector 2	Sector 3	Lap Time
1	21.563	16.831	16.660	55.054
2	20.670	15.925	16.420	53.015
3	20.194	15.656	16.643	52.493
4	19.930	15.675	15.857	51.462
5	19.787	15.471	15.392	50.650
6	19.667	15.387	15.307	50.361
7	19.889	20.253	15.594	55.736
8	20.101	15.393	15.294	50.788
9	19.528	15.383	15.508	50.419
10	19.805	15.401	15.253	50.459

Laps	Sector 1	Sector 2	Sector 3	Lap Time
11	19.406	15.380	15.441	50.227
12	19.446	15.262	15.912	50.620
13	19.604	15.715	15.115	50.434
14	20.187	15.321	15.199	50.707
15	19.328	15.218	15.049	49.595
16	20.322	15.273	15.834	51.429
17	19.771	15.422	15.246	50.439
18	19.850	15.402	15.077	50.329
19	19.564	15.183	14.879	49.626
20	19.351	15.106	14.954	49.411
21	19.246	15.095	14.838	49.179
22	19.710	15.195	15.181	50.086

No.244 Maloney Zane				
Laps	Sector 1	Sector 2	Sector 3	Lap Time
1	22.274	17.251	16.707	56.232
2	20.683	16.113	15.899	52.695
3	20.494	15.973	16.239	52.706
4	20.273	15.733	15.627	51.633
5	19.867	15.471	15.514	50.852
6	19.786	15.417	15.800	51.003
7	19.759	18.475	15.947	54.181
8	20.079	15.709	15.933	51.721
9	19.934	15.401	15.328	50.663
10	19.680	15.257	15.081	50.018
11	19.706	15.437	15.336	50.479
12	19.420	15.239	15.279	49.938
13	21.096	15.704	15.207	52.007
14	19.770	15.196	14.916	49.882
15	19.557	15.186	14.960	49.703
16	20.430	15.244	14.815	50.489
17	19.439	20.038	15.562	55.039
18	19.753	15.357	15.050	50.160
19	19.455	15.322	14.927	49.704
20	19.412	15.163	14.824	49.399
21	19.319	15.084	15.004	49.407
22	19.351	15.178	14.859	49.388

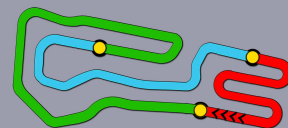
No.247 Saarijarvi Frans-Emil				
Laps	Sector 1	Sector 2	Sector 3	Lap Time
1	21.847	16.807	16.539	55.193
2	21.068	16.099	16.324	53.491
3	20.998	16.019	15.964	52.981
4	20.487	15.514	15.433	51.434
5	20.156	20.028	15.655	55.839
6	20.300	15.605	15.755	51.660
7	19.861	15.483	15.179	50.523
8	19.738	15.368	15.328	50.434

Laps	Sector 1	Sector 2	Sector 3	Lap Time
9	20.759	15.500	15.441	51.700
10	20.757	15.327	15.265	51.349
11	19.632	18.530	15.586	53.748
12	19.977	15.852	15.528	51.357
13	19.830	15.292	15.445	50.567
14	19.808	15.519	15.119	50.446
15	19.751	15.185	15.004	49.940
16	20.637	15.262	14.994	50.893
17	19.580	15.314	15.093	49.987
18	19.835	15.281	14.957	50.073
19	19.570	15.198	15.039	49.807
20	19.422	15.195	15.278	49.895
21	19.422	15.182	14.992	49.596
22	19.350	15.226	14.880	49.456

No.249 Rossel Kevin				
Laps	Sector 1	Sector 2	Sector 3	Lap Time
1	21.659	16.757	16.185	54.601
2	21.129	15.975	16.007	53.111
3	20.028	15.479	15.639	51.146
4	19.953	15.591	16.471	52.015
5	20.102	15.445	15.699	51.246
6	19.672	15.615	15.899	51.186
7	19.917	15.286	16.060	51.263
8	19.677	15.253	15.382	50.312
9	19.475	15.187	15.434	50.096
10	19.704	15.223	15.469	50.396
11	19.696	17.248	15.655	52.599
12	19.932	15.459	15.232	50.623
13	19.610	15.257	15.095	49.962
14	19.467	15.276	15.243	49.986
15	19.467	15.166	15.406	50.039

No.253 Nielsen Nicklas				
Laps	Sector 1	Sector 2	Sector 3	Lap Time
1	21.418	16.416	15.964	53.798
2	20.008	15.870	15.454	51.332
3	20.067	15.567	15.149	50.783
4	19.624	15.533	15.496	50.653
5	19.520	15.339	15.187	50.046
6	19.628	15.560	15.100	50.288
7	19.430	15.287	15.001	49.718
8	19.316	15.193	15.102	49.611
9	19.347	15.176	15.193	49.716
10	19.229	15.080	14.910	49.219
11	19.141	15.047	15.098	49.286
12	19.138	15.069	14.834	49.041
13	19.148	15.055	14.836	49.039





OK

Final (FIN) Analysis

For information purposes. No official / regulatory value

Laps	Sector 1	Sector 2	Sector 3	Lap Time
14	19.080	15.046	14.855	48.981
15	19.145	15.318	15.750	50.213
16	20.394	15.840	15.059	51.293
17	19.344	15.252	14.690	49.286
18	19.206	15.262	14.941	49.409
19	19.408	15.165	14.847	49.420
20	19.211	15.152	14.850	49.213
21	19.051	14.982	14.652	48.685
22	19.129	15.105	14.838	49.072

No.254 Van der Helm Tijmen

1	21.865	16.956	16.542	55.363
2	20.947	16.365	16.552	53.864
3	20.593	15.901	16.942	53.436
4	20.076	15.831	16.197	52.104
5	19.796	16.455	15.686	51.937
6	19.748	19.818	18.082	57.648
7	20.399	15.982	16.076	52.457
8	19.937	15.698	15.703	51.338
9	20.085	15.662	15.964	51.711
10	19.980	15.591	16.031	51.602

No.255 Bizzotto Leonardo

1	21.891	16.986	16.624	55.501
2	20.774	16.184	15.946	52.904
3	20.373	15.997	15.446	51.816
4	20.032	15.604	15.523	51.159
5	20.196	15.757	15.327	51.280
6	20.095	15.476	15.531	51.102
7	19.815	15.644	15.582	51.041
8	19.782	15.599	15.140	50.521
9	19.847	15.353	15.219	50.419
10	19.755	15.468	15.112	50.335
11	19.614	15.746	15.417	50.777
12	19.636	15.540	15.181	50.357
13	19.623	15.351	15.080	50.054
14	19.579	15.257	15.476	50.312
15	19.920	15.203	15.202	50.325

No.257 Ferati Jasin

1	21.810	16.739	16.727	55.276
2	20.874	16.134	17.620	54.628
3	20.456	16.043	16.763	53.262
4	20.062	15.769	16.296	52.127
5	19.937	16.671	15.302	51.910
6	19.693	15.690	16.136	51.519
7	19.928	15.590	15.338	50.856

Laps	Sector 1	Sector 2	Sector 3	Lap Time
8	19.892	15.413	15.060	50.365
9	20.146	15.351	15.490	50.987
10	20.418	15.379	15.259	51.056
11	19.906	15.252	15.640	50.798
12	19.824	15.396	14.987	50.207
13	19.673	15.236	14.859	49.768
14	19.645	15.135	15.033	49.813
15	19.454	15.055	14.855	49.364
16	20.256	15.199	14.919	50.374
17	20.546	16.187	15.254	51.987
18	20.094	15.391	15.060	50.545
19	19.587	15.171	14.762	49.520
20	19.391	15.206	14.688	49.285
21	19.415	16.063	15.091	50.569
22	19.477	15.248	14.761	49.486

No.258 Carenini Danny

1	21.603	16.989	18.037	56.629
2	21.462	16.153	17.253	54.868
3	21.003	15.825	16.934	53.762
4	20.615	15.844	15.692	52.151
5	19.930	16.442	15.654	52.026
6	19.633	20.602	16.318	56.553
7	20.444	15.691	15.526	51.661
8	20.254	15.601	15.281	51.136
9	19.633	15.518	15.275	50.426
10	19.826	15.499	15.470	50.795
11	19.489	15.278	15.314	50.081
12	19.546	15.422	15.760	50.728
13	19.361	15.166	15.315	49.842
14	19.304	15.260	15.111	49.675
15	19.770	15.385	15.083	50.238
16	20.384	15.168	15.125	50.677
17	19.165	15.106	15.086	49.357
18	21.241	15.244	15.184	51.669
19	19.287	15.081	14.892	49.260
20	19.138	15.074	15.302	49.514
21	19.207	15.093	14.854	49.154
22	19.677	15.080	14.861	49.618

No.263 Gazil Ugo

1	21.504	17.119	17.189	55.812
2	20.745	16.148	16.110	53.003
3	20.103	16.271	15.139	51.513
4	20.403	15.580	15.611	51.594
5	20.293	15.496	15.218	51.007

Laps	Sector 1	Sector 2	Sector 3	Lap Time
6	19.946	15.868	15.251	51.065
7	19.968	15.806	15.511	51.285
8	20.020	15.361	14.911	50.292
9	19.848	15.628	14.781	50.257
10	20.258	15.565	14.853	50.676
11	19.684	15.749	15.181	50.614
12	19.828	15.311	14.917	50.056
13	19.618	15.180	15.020	49.818
14	19.503	15.198	14.872	49.573
15	19.464	15.225	14.922	49.611
16	19.387	15.427	14.861	49.675
17	19.478	19.884	15.263	54.625
18	19.480	15.231	14.922	49.633
19	19.535	15.297	14.816	49.648
20	19.564	16.515	15.293	51.372
21	19.731	15.322	14.794	49.847
22	20.078	16.461	15.014	51.553

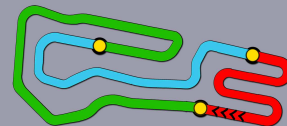
No.264 Travanutto Lorenzo

1	22.312	16.624	16.356	55.292
2	20.120	15.895	15.489	51.504
3	19.708	15.550	15.611	50.869
4	19.508	15.293	15.527	50.328
5	19.831	15.143	15.105	50.079
6	19.404	15.691	15.630	50.725
7	19.692	15.290	15.320	50.302
8	19.629	15.113	15.066	49.808
9	19.288	15.030	15.194	49.512
10	22.377	15.321	15.294	52.992
11	19.456	15.702	15.265	50.423
12	19.291	15.107	14.849	49.247
13	19.553	15.033	14.932	49.518
14	19.246	15.419	14.899	49.564
15	19.266	15.068	14.762	49.096
16	19.177	15.086	14.754	49.017
17	19.346	14.958	14.714	49.018
18	19.018	14.891	14.730	48.639
19	19.365	14.981	14.920	49.266
20	19.101	14.875	14.672	48.648
21	19.000	14.834	14.724	48.558
22	18.986	14.824	14.561	48.371

No.265 Michelotto Mattia

1	21.937	16.802	16.236	54.975
2	54.875	18.100	16.676	1:29.651
3	20.794	16.337	16.445	53.576





OK

Final (FIN) Analysis

For information purposes. No official / regulatory value

Laps	Sector 1	Sector 2	Sector 3	Lap Time
4	20.651	15.926	16.044	52.621
5	21.811	16.004	15.988	53.803

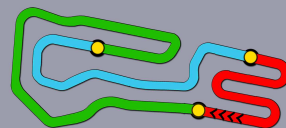
No.266 Marseglia Leonardo

1	24.460	16.872	16.657	57.989
2	20.943	17.856	17.167	55.966
3	21.007	15.956	15.359	52.322
4	20.290	15.792	15.719	51.801
5	20.650	15.758	15.683	52.091
6	20.233	15.660	15.552	51.445
7	19.917	15.456	15.398	50.771
8	20.062	15.380	15.060	50.502
9	20.061	15.398	15.184	50.643
10	19.913	15.231	14.887	50.031
11	19.925	15.291	15.014	50.230
12	19.702	15.343	14.984	50.029
13	19.762	15.198	14.830	49.790
14	19.494	15.092	15.070	49.656
15	19.521	15.183	14.904	49.608
16	20.295	15.306	14.806	50.407
17	19.374	15.829	15.935	51.138

No.268 Lahoz Lopez

1	21.183	17.055	16.711	54.949
2	21.110	16.249	18.678	56.037
3	20.711	16.167	16.709	53.587
4	20.219	17.059	16.146	53.424
5	20.339	16.508	15.680	52.527
6	20.585	15.914	15.834	52.333
7	20.251	16.687	16.201	53.139
8	20.387	15.823	15.645	51.855
9	19.997	15.853	15.552	51.402





OK

Final (FIN)
Starting Grid

Document 38.1 OFFICIAL

234	Zagazeta Mathias Exprit / Vortex / Bridgestone	72 Points	17	254	Van der Helm Tijmen Tony Kart / Vortex / Bridgestone	70 Points
224	Martinez Carles Praga / Tm / Bridgestone	67 Points	16	211	Nord Gabriel Tony Kart / Vortex / Bridgestone	65 Points
247	Saarijarvi Frans-Emil Kosmic / Vortex / Bridgestone	65 Points	15	222	Fraisse Vincent Sodikart / Tm / Bridgestone	64 Points
241	Coluccio Luigi Birel Art / Tm / Bridgestone	63 Points	14	257	Ferati Jasin Tony Kart / Vortex / Bridgestone	62 Points
232	Colapinto Franco Crg / Parilla / Bridgestone	62 Points	13	268	Lahoz Lopez Tony Kart / lame / Bridgestone	60 Points
266	Marseglia Leonardo Kr / Parilla / Bridgestone	57 Points	12	238	Milell Noah Tony Kart / Vortex / Bridgestone	55 Points
258	Carenini Danny Tony Kart / Vortex / Bridgestone	53 Points	11	255	Bizzotto Leonardo Tony Kart / Vortex / Bridgestone	49 Points
220	Gustafsson Viktor Kosmic / Vortex / Bridgestone	48 Points	10	244	Maloney Zane Fa Alonso / Vortex / Bridgestone	48 Points
228	Bradshaw Callum Crg / Tm / Bridgestone	47 Points	9	204	Joyner Tom Sodikart / Tm / Bridgestone	44 Points
229	Meyer Kilian Crg / Tm / Bridgestone	44 Points	8	263	Gazil Ugo Kr / Parilla / Bridgestone	43 Points
249	Rossel Kevin Kosmic / Vortex / Bridgestone	39 Points	7	218	Patterson Dexter Exprit / Tm / Bridgestone	32 Points
235	Ferrari Lorenzo Exprit / Vortex / Bridgestone	31 Points	6	225	Pescador Jorge Praga / Tm / Bridgestone	29 Points
208	Zug Marius Kr / Parilla / Bridgestone	26 Points	5	202	Hodgson Oliver Birel / Parilla / Bridgestone	21 Points
265	Michelotto Mattia Kr / Parilla / Bridgestone	21 Points	4	216	Edgar Jonny Exprit / Tm / Bridgestone	18 Points
201	Vidales Ajenjo David Tony Kart / Vortex / Bridgestone	15 Points	3	221	Stanek Roman Kosmic / Vortex / Bridgestone	14 Points
231	Hiltbrand Pedro Crg / Tm / Bridgestone	12 Points	2	253	Nielsen Nicklas Tony Kart / Vortex / Bridgestone	7 Points
264	Trvisanutto Lorenzo Kr / Parilla / Bridgestone	4 Points	1	209	Janker Hannes Kr / Parilla / Bridgestone	2 Points

POLE POSITION



Start : 18/02 - 14:55 22 Laps = 26,400 Km

23rd WINTER CUP (ITA) 15-18/02/2018

Page 1 / 1

FICR

Apex Timing

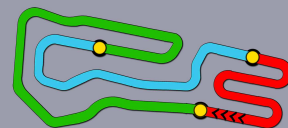


Scan this QR code for live timing



Timing service and charts editing provided by:

**Federazione Italiana
Cronometristi**



OK

Final Heats (FH) Results

Document 37.1 OFFICIAL

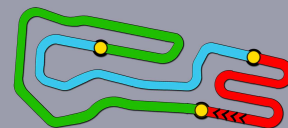
Subject to scrutineering & sporting investigations

Rnk	No.	Entrant	Nat E.	Driver	Nat D.	Q	QH	Q1	Q2	Points
1	209	TB RACING TEAM		Janker Hannes		3	2	-	0	2
2	264	KR MOTOR SPORT		Travisanutto Lorenzo		1	0	4	-	4
3	253	KSM SCHUMACHER RACING TEAM		Nielsen Nicklas		2	4	3	-	7
4	231	CRG SPA		Hiltbrand Pedro		7	10	2	-	12
5	221	KOSMIC RACING DEPARTEMENT		Stanek Roman		4	9	-	5	14
6	201	TONY KART RACING TEAM		Vidales Ajenjo David		14	15	0	-	15
7	216	FORZA RACING		Edgar Jonny		6	15	-	3	18
8	265	KR MOTOR SPORT		Michelotto Mattia		5	14	7	-	21
9	202	PF INTERNATIONAL KARTING LTD		Hodgson Oliver		22	19	-	2	21
10	208	TB RACING TEAM		Zug Marius		12	20	6	-	26
11	225	PRAGA RACING TEAM		Pescador Jorge		16	13	-	16	29
12	235	LENNOX RACING TEAM		Ferrari Lorenzo		11	27	-	4	31
13	218	FORZA RACING		Patterson Dexter		13	27	5	-	32
14	249	KSB RACING TEAM		Rossel Kevin		21	28	11	-	39
15	263	KR MOTOR SPORT		Gazil Ugo		19	28	-	15	43
16	229	CRG SPA		Meyer Kilian		18	36	-	8	44
17	204	SODIKART		Joyner Tom		20	37	-	7	44
18	228	CRG SPA		Bradshaw Callum		9	30	-	17	47
19	244	RICKY FLYNN MOTORSPORT		Maloney Zane		8	36	12	-	48
20	220	KOSMIC RACING DEPARTEMENT		Gustafsson Viktor		25	42	-	6	48
21	255	KSM SCHUMACHER RACING TEAM		Bizzotto Leonardo		49	36	13	-	49
22	258	ASD AUTOEUROPEO MOTORSPORT		Carenini Danny		10	40	-	13	53
23	238	TONY KART RACING TEAM		Milell Noah		68	45	10	-	55
24	266	KR MOTOR SPORT		Marseglia Leonardo		34	48	-	9	57
25	268	UNOMATRICULA K-TEAM		Lahoz Lopez		37	46	-	14	60
26	232	CRG SPA		Colapinto Franco		28	52	-	10	62
27	257	KSM SCHUMACHER RACING TEAM		Ferati Jasin		29	42	20	-	62
28	241	BIREL ART RACING		Coluccio Luigi		26	40	23	-	63
29	222	SODIKART		Fraisse Vincent		24	55	9	-	64
30	247	KOSKI MOTORSPORT		Saarijarvi Frans-Emil		35	39	26	-	65
31	211	WARD RACING		Nord Gabriel		42	42	-	23	65
32	224	PRAGA RACING TEAM		Martinez Carles		27	49	18	-	67
33	254	KSM SCHUMACHER RACING TEAM		Van der Helm Tijmen		30	58	-	12	70
34	234	LENNOX RACING TEAM		Zagazeta Mathias		31	48	24	-	72

NOT QUALIFIED

35	272	RICKY FLYNN MOTORSPORT		Thompson Harry		66	65	8	-	73
36	270	ENERGY CORSE SRL		Hayes Ross		60	58	16	-	74
37	223	ALAKULPPI MARKKU		Alakulppi Eetu		44	66	-	11	77
38	243	BIREL ART RACING		Settimo Marco		38	51	30	-	81
39	226	M2 RACING KARTS		Sagrera Javier		41	55	-	26	81
40	239	BIREL ART RACING		Kacovsky Matej		36	50	-	34	84
41	245	RICKY FLYNN MOTORSPORT		Skocdopole Dan		51	67	17	-	84
42	215	SPEED KART		Szczurek Kacper		45	63	22	-	85
43	212	NYBERG KJETIL		Nyberg Tobias		52	64	-	21	85
44	262	KR MOTOR SPORT		Gerner Carl-anton		39	72	15	-	87





OK

Final Heats (FH) Results

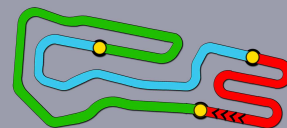
Document 37.1 OFFICIAL

Subject to scrutineering & sporting investigations

Rnk	No.	Entrant	Nat E.	Driver	Nat D.	Q	QH	Q2	Q3	Points
45	237	COMANUCCI CRISTIAN	ITA	Comanducci Cristian	ITA	15	57	31	-	88
46	219	FORZA RACING	GBR	Seppanen Elias	FIN	62	71	-	18	89
47	233	CRG SPA	ITA	Rosso Andrea	ITA	33	76	14	-	90
48	206	WARD RACING	SWE	Torreggiani Mathias	ITA	43	59	-	31	90
49	210	RMW MOTORSPORT	DEU	Schaller Marek	DEU	63	72	21	-	93
50	269	KSB RACING TEAM	AUT	Frederik Kikkenbourg	DNK	53	72	-	22	94
51	242	BIREL ART RACING	ITA	Fritsch Valentino	DEU	50	78	-	20	98
52	240	BIREL ART RACING	ITA	Grinbergas Gustas	LTU	46	80	19	-	99
53	205	WARD RACING	SWE	Rozenfeld David	RUS	59	81	-	19	100
54	227	GLITZENHIRN TORSTEN	DEU	Enders Paul	DEU	58	74	-	33	107
55	267	KR MOTOR SPORT	SWE	Vaskelis Kasparas	LTU	54	80	29	-	109
56	251	CRG SPA	ITA	Yu Royce	HKG	67	84	-	25	109
57	236	MARKUS SEBASTIAN STRAUBHAAR	CHE	Pascal Von Allmen	CHE	69	82	-	27	109
58	246	BIREL ART RACING	ITA	Raffaele Francesca	ITA	47	80	-	30	110
59	271	LOTUS	SVN	Bahar Denis	ARE	55	87	-	24	111
60	213	WARD RACING	SWE	Armellin Andrea	ITA	56	87	25	-	112
61	207	BRM RACING	ITA	Guidetti Jacopo	ITA	32	87	27	-	114
62	259	SPEED KART	POL	Mateusz Kaprzyk	POL	40	83	32	-	115
63	260	FORZA RACING	GBR	Lulham Christopher	GBR	23	82	35	-	117
64	261	WARD RACING	SWE	Jansson Rasmus	SWE	61	90	28	-	118
65	203	PF INTERNATIONAL KARTING LTD	GBR	Tillett Archie	GBR	57	90	-	29	119
66	252	MOSER ANITA	CHE	Moser Timo	CHE	64	88	-	32	120
67	214	TK RACING	DNK	Jakobsen Jenny	NOR	65	89	33	-	122
68	256	KSB RACING TEAM	AUT	Muth Lukas	CHE	17	95	-	28	123

Not Classified										
	248	CRG SPA	ITA	Lee Frederick	HKG	70	95	-	-	
	250	S.R.T.MOTORSPORT	CHE	Anderruti Leandro	CHE	48	95	-	-	





Super Heat 2 (S2)

Document 36.2 OFFICIAL

OK DEF. RESULTS

Rnk	No.	Entrant	Nat E.	Driver	Nat D.	Equipment	Time	Laps	Best Lap	Gap	Interv.	Sector 1	Sector 2	Sector 3	Penalty	Points
1	209	TB RACING TEAM	DEU	Janker Hannes	DEU	Kr / Parilla / Bridgestone	15:17.920	15	1:00.314			23.550	18.542	18.222		0
2	202	PF INTERNATIONAL KARTING	GBR	Hodgson Oliver	GBR	Birel / Parilla / Bridgestone	15:24.678	15	1:00.601	6.758	6.758	23.654	18.532	18.415		2
3	216	FORZA RACING	GBR	Edgar Jonny	GBR	Exprit / Tm / Bridgestone	15:19.009	15	1:00.294	11.089	4.331	23.418	18.633	18.243	+10.000	3
4	235	LENNOX RACING TEAM	ITA	Ferrari Lorenzo	ITA	Exprit / Vortex / Bridgestone	15:29.845	15	1:00.607	11.925	0.836	23.756	18.677	18.174		4
5	221	KOSMIC RACING DEPARTEME	CZE	Stanek Roman	CZE	Kosmic / Vortex / Bridgestone	15:30.148	15	1:00.759	12.228	0.303	23.800	18.773	18.186		5
6	220	KOSMIC RACING DEPARTEME	CZE	Gustafsson Viktor	CZE	Kosmic / Vortex / Bridgestone	15:30.991	15	1:00.810	13.071	0.843	23.866	18.887	18.057		6
7	204	SODIKART	GBR	Joyner Tom	GBR	Sodikart / Tm / Bridgestone	15:32.443	15	1:00.374	14.523	1.452	23.657	18.498	18.219		7
8	229	CRG SPA	ITA	Meyer Kilian	ITA	Crq / Tm / Bridgestone	15:37.446	15	1:01.051	19.526	5.003	23.636	18.981	18.434		8
9	266	KR MOTOR SPORT	ITA	Marseglia Leonardo	ITA	Kr / Parilla / Bridgestone	15:38.486	15	1:01.141	20.566	1.040	23.863	18.621	18.657		9
10	232	CRG SPA	ITA	Colapinto Franco	ITA	Crq / Parilla / Bridgestone	15:39.409	15	1:01.204	21.489	0.923	23.904	18.816	18.484		10
11	223	ALAKULPPI MARKKU	FIN	Alakulppi Eetu	FIN	Haase / Parilla / Bridgestone	15:39.893	15	1:00.766	21.973	0.484	23.601	18.651	18.514		11
12	254	KSM SCHUMACHER RACING	NLD	Van der Helm Tijmen	NLD	Tony Kart / Vortex / Bridgestone	15:41.070	15	1:00.958	23.150	1.177	23.881	18.762	18.315		12
13	258	ASD AUTOEUROPEO MOTOR	ITA	Carenini Danny	ITA	Tony Kart / Vortex / Bridgestone	15:41.923	15	1:01.381	24.003	0.853	24.037	19.014	18.330		13
14	268	UNOMATRICULA K-TEAM	ESP	Lahoz Lopez	ESP	Tony Kart / lame / Bridgestone	15:42.352	15	1:01.034	24.432	0.429	23.893	18.739	18.402		14
15	263	KR MOTOR SPORT	ITA	Gazil Ugo	ITA	Kr / Parilla / Bridgestone	15:29.512	15	1:00.919	24.592	0.160	23.739	18.963	18.217	+13.000	15
16	225	PRAGA RACING TEAM	ARG	Pescador Jorge	ARG	Praga / Tm / Bridgestone	15:34.353	15	1:00.846	26.433	1.841	23.792	18.816	18.238	+10.000	16
17	228	CRG SPA	ITA	Bradshaw Callum	GBR	Crq / Tm / Bridgestone	15:35.611	15	1:00.789	27.691	1.258	23.672	18.720	18.397	+10.000	17
18	219	FORZA RACING	FIN	Seppanen Elias	FIN	Exprit / Tm / Bridgestone	15:46.352	15	1:00.669	28.432	0.741	23.820	18.529	18.320		18
19	205	WARD RACING	FIN	Rozenfeld David	FIN	Tony Kart / Vortex / Bridgestone	15:49.934	15	1:01.561	32.014	3.582	23.945	19.163	18.453		19
20	242	BIREL ART RACING	ITA	Fritsch Valentino	ITA	Birel Art / Tm / Bridgestone	15:40.605	15	1:00.907	32.685	0.671	23.753	18.616	18.538	+10.000	20
21	212	NYBERG KJETIL	NOR	Nyberg Tobias	NOR	Tony Kart / Vortex / Bridgestone	15:52.710	15	1:02.003	34.790	2.105	24.109	19.085	18.809		21
22	269	KSB RACING TEAM	DEN	Frederik Kikkenbourg	DEN	Kosmic / Vortex / Bridgestone	15:54.516	15	1:01.683	36.596	1.806	23.993	19.166	18.524		22
23	211	WARD RACING	ITA	Nord Gabriel	ITA	Tony Kart / Vortex / Bridgestone	15:53.126	15	1:02.156	38.206	1.610	24.138	19.352	18.666	+3.000	23
24	271	LOTUS	ITA	Bahar Denis	ITA	Tony Kart / Vortex / Bridgestone	16:02.881	15	1:01.939	44.961	6.755	24.194	19.002	18.743		24
25	251	CRG SPA	ITA	Yu Royce	ITA	Crq / Tm / Bridgestone	16:05.576	15	1:01.739	47.656	2.695	23.983	18.951	18.805		25
26	226	M2 RACING KARTS	ESP	Sagrera Javier	ESP	Crq / Parilla / Bridgestone	16:09.056	15	1:02.622	51.136	3.480	24.504	19.350	18.768		26
27	236	MARKUS SEBASTIAN STRAUB	CHE	Pascal Von Allmen	CHE	Sodikart / Tm / Bridgestone	16:10.239	15	1:01.864	52.319	1.183	24.059	19.125	18.680		27
28	256	KSB RACING TEAM	CHE	Muth Lukas	CHE	Kosmic / Vortex / Bridgestone	16:14.630	15	1:01.066	56.710	4.391	23.837	18.810	18.419		28
29	203	PF INTERNATIONAL KARTING	GBR	Tillett Archie	GBR	Birel / Parilla / Bridgestone	16:05.029	15	1:01.270	57.109	0.399	23.813	18.857	18.600	+10.000	29
30	246	BIREL ART RACING	ITA	Raffaele Francesca	ITA	Birel / Tm / Bridgestone	16:05.421	15	1:02.837	1:07.501	10.392	24.322	19.913	18.602	+20.000	30
31	206	WARD RACING	ITA	Torreggiani Mathias	ITA	Tony Kart / Vortex / Bridgestone	15:25.181	14	1:02.006	1 Lap	1 Lap	24.098	18.740	19.168		31
32	252	MOSER ANITA	CHE	Moser Timo	CHE	Tony Kart / Vortex / Bridgestone	15:35.011	14	1:04.797	1 Lap	9.830	24.740	19.530	20.527		32
33	227	GLITZENHIRN TORSTEN	DEU	Enders Paul	DEU	Crq / lame / Bridgestone	4:26.373	4	1:04.471	11 Laps	10 Laps	24.961	20.266	19.244		33
34	239	BIREL ART RACING	CZE	Kacovsky Matej	CZE	Birel Art / Tm / Bridgestone	1:10.220	1	1:06.895	14 Laps	3 Laps	26.173	21.177	19.545		34

- No.216 Edgar Jonny : Time penalty of 10". According to steward's decision n°170
- No.263 Gazil Ugo : Penalty for Race Director Decision
- No.263 Gazil Ugo : Time penalty of 10". According to steward's decision n°171
- No.225 Pescador Jorge : Time penalty of 10". According to steward's decision n°172
- No.228 Bradshaw Callum : Time penalty of 10". According to steward's decision n°173
- No.242 Fritsch Valentino : Time penalty of 10". According to steward's decision n°174
- No.211 Nord Gabriel : Penalty for Race Director Decision
- No.203 Tillett Archie : Time penalty of 10". According to steward's decision n°148
- No.246 Raffaele Francesca : Time penalty of 10". According to steward's decision n°175
- No.246 Raffaele Francesca : Time penalty of 10". According to steward's decision n°176

Leaders : No.209 Janker Hannes (1-15)

Start Time : 18/02 - 12:36:00

Best Lap : No.216 Edgar Jonny 1:00.294 71,64 Kph

Weather : Cloudy Air : 4°C Track : Wet

Event Record : No.264 Trivanutto Lorenzo 47.454 91,03 Kph

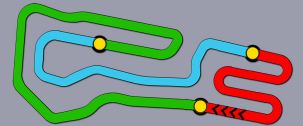


Scan this QR code for live timing



Timing service and charts editing provided by:

Federazione Italiana Cronometristi



OK

Super Heat 2 (S2)

Lap Chart

For information purposes. No official / regulatory value

	1	2	3	4	5	6	7	8	9	10	11	12	13	14	15	16	17	18	19	20	21	22	23	24	25	26	27	28	29	30	31	32	33	34
Grid	209	221	225	216	202	235	263	228	229	204	258	220	211	268	266	239	232	226	254	206	212	223	219	269	227	242	246	205	236	251	271	252	203	256
Start	209	221	216	225	202	235	228	263	229	258	204	211	220	266	268	232	239	254	212	226	206	227	223	246	269	236	205	242	271	251	219	252	203	256
Lap 1 Interval	209	216	202	225	221	235	263	228	258	229	204	220	211	266	232	239	254	223	212	268	246	242	269	236	227	226	205	271	219	203	256	251	252	206
Lap 2	209	216	202	221	225	263	235	228	258	229	220	204	266	211	232	254	223	212	268	242	246	236	227	205	226	269	271	219	251	256	252	203	206	
Lap 3	209	216	202	221	263	225	235	228	258	220	229	204	266	232	211	223	254	212	268	242	246	236	205	227	269	271	219	251	256	226	252	203	206	
Lap 4	209	216	202	221	263	225	235	220	228	258	229	204	266	232	223	211	254	268	212	242	205	236	246	227	219	269	271	251	256	226	252	203	206	
Lap 5	209	216	202	221	263	225	235	220	228	204	229	258	266	232	223	254	242	211	268	212	205	236	219	246	269	271	251	256	226	252	203	206		
Lap 6	209	216	202	221	263	225	235	220	228	204	229	266	258	232	223	254	242	268	211	212	205	236	219	269	246	251	271	256	226	252	203	206		
Lap 7	209	216	202	221	263	235	220	225	204	228	229	266	232	258	223	254	242	268	211	205	212	236	219	269	246	251	271	256	226	203	252	206		
Lap 8	209	216	202	221	263	235	220	225	204	228	229	266	232	258	223	242	254	268	211	205	219	212	236	269	246	251	271	256	226	203	252	206		
Lap 9	209	216	202	263	221	235	220	225	204	228	229	266	232	258	223	242	254	268	211	205	219	212	236	269	246	251	271	256	226	203	252	206		
Lap 10	209	216	202	263	221	235	220	225	204	228	229	266	232	258	223	242	254	268	211	219	205	212	236	269	246	251	271	256	203	226	252	206		
Lap 11	209	216	202	263	221	235	220	225	204	228	229	266	232	258	223	242	254	268	219	211	205	212	236	269	246	271	251	256	203	226	206	252		
Lap 12	209	216	202	263	235	221	220	225	204	228	229	266	232	258	223	242	254	268	219	205	212	211	236	269	246	271	251	203	226	256	206	252		
Lap 13	209	216	202	263	235	221	220	204	225	228	229	266	232	223	242	258	254	268	219	205	212	211	236	269	246	271	203	251	226	256	206	252		
Lap 14	209	216	202	263	235	221	220	204	225	228	229	266	232	223	242	254	258	268	219	205	212	211	236	269	271	246	203	251	226	256	206	252		
Lap 15	209	216	202	263	235	221	220	204	225	228	229	266	232	223	242	254	258	268	219	205	212	211	269	271	203	246	251	226	236	256				

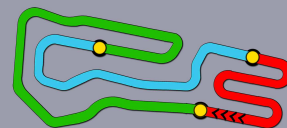


Scan this QR code for live timing



Timing service and charts editing provided by:

Federazione Italiana Cronometristi



OK

Super Heat 2 (S2) Analysis

For information purposes. No official / regulatory value

Laps	Sector 1	Sector 2	Sector 3	Lap Time
No.202 Hodgson Oliver				
1	24.871	19.754	18.723	1:03.348
2	24.126	19.671	18.835	1:02.632
3	23.839	19.602	18.798	1:02.239
4	23.889	19.548	18.461	1:01.898
5	23.793	19.417	18.563	1:01.773
6	23.725	19.394	18.610	1:01.729
7	23.759	19.270	18.510	1:01.539
8	23.916	19.368	18.451	1:01.735
9	23.822	18.958	18.329	1:01.109
10	23.679	18.700	18.365	1:00.744
11	23.644	18.983	18.428	1:01.055
12	23.670	18.778	18.399	1:00.847
13	23.818	18.790	18.315	1:00.923
14	23.706	18.818	18.292	1:00.816
15	23.654	18.532	18.415	1:00.601

Laps	Sector 1	Sector 2	Sector 3	Lap Time
No.203 Tillet Archie				
1	26.550	21.854	19.689	1:08.093
2	25.068	33.920	19.176	1:18.164
3	24.268	20.042	18.794	1:03.104
4	24.009	19.682	18.579	1:02.270
5	24.291	20.020	18.657	1:02.968
6	24.197	19.803	18.691	1:02.691
7	24.319	19.708	18.742	1:02.769
8	23.933	19.318	18.526	1:01.777
9	24.202	19.519	18.541	1:02.262
10	24.140	19.403	18.641	1:02.184
11	23.984	19.241	18.629	1:01.854
12	24.532	19.265	19.197	1:02.994
13	24.197	19.292	19.768	1:03.257
14	23.813	18.857	18.600	1:01.270
15	23.818	19.702	19.659	1:03.179

Laps	Sector 1	Sector 2	Sector 3	Lap Time
No.204 Joyner Tom				
1	26.018	20.803	19.195	1:06.016
2	25.149	20.103	18.844	1:04.096
3	24.555	19.747	18.692	1:02.994
4	24.136	19.896	18.613	1:02.645
5	24.096	19.893	18.338	1:02.327
6	23.866	19.479	18.340	1:01.685
7	24.320	19.230	18.351	1:01.901
8	23.702	19.350	18.250	1:01.302
9	23.706	19.322	18.341	1:01.369
10	23.740	19.057	18.346	1:01.143
11	23.875	19.067	18.255	1:01.197

Laps	Sector 1	Sector 2	Sector 3	Lap Time
12	23.960	19.044	18.253	1:01.257
13	24.134	18.778	18.094	1:01.006
14	23.683	18.698	18.323	1:00.704
15	23.657	18.498	18.219	1:00.374

Laps	Sector 1	Sector 2	Sector 3	Lap Time
No.205 Rozenfeld David				
1	26.484	21.884	19.888	1:08.256
2	25.150	19.957	19.089	1:04.196
3	24.677	19.955	18.790	1:03.422
4	24.305	19.600	18.711	1:02.616
5	24.212	19.946	19.053	1:03.211
6	24.125	19.914	18.722	1:02.761
7	24.182	19.641	19.093	1:02.916
8	24.202	19.632	18.925	1:02.759
9	24.015	19.492	18.814	1:02.321
10	24.644	19.527	18.753	1:02.924
11	24.033	19.638	18.949	1:02.620
12	24.197	19.200	18.466	1:01.863
13	23.945	19.163	18.453	1:01.561
14	24.081	19.085	18.580	1:01.746
15	24.017	19.140	18.473	1:01.630

Laps	Sector 1	Sector 2	Sector 3	Lap Time
No.206 Torreggiani Mathias				
1	58.935	20.400	19.638	1:38.973
2	24.629	19.957	19.467	1:04.053
3	24.468	19.622	19.452	1:03.542
4	24.455	19.678	19.580	1:03.713
5	24.549	19.506	19.569	1:03.624
6	24.371	19.441	19.428	1:03.240
7	24.605	19.280	19.384	1:03.269
8	24.266	19.253	19.241	1:02.760
9	24.185	18.906	19.391	1:02.482
10	24.433	19.305	19.235	1:02.973
11	24.364	19.150	21.955	1:05.469
12	24.261	19.232	18.910	1:02.403
13	24.098	18.740	19.168	1:02.006
14	24.163	18.653	19.895	1:02.711

Laps	Sector 1	Sector 2	Sector 3	Lap Time
No.209 Janker Hannes				
1	24.349	19.575	18.345	1:02.269
2	24.048	19.837	18.331	1:02.216
3	23.907	19.324	18.377	1:01.608
4	23.745	19.437	18.246	1:01.428
5	23.889	19.168	18.194	1:01.251
6	23.768	19.380	18.299	1:01.447
7	23.695	19.308	18.334	1:01.337
8	23.702	19.152	18.178	1:01.032

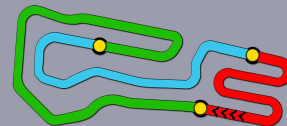
Laps	Sector 1	Sector 2	Sector 3	Lap Time
9	23.769	18.803	18.117	1:00.689
10	23.708	18.729	18.262	1:00.699
11	23.576	18.622	18.188	1:00.386
12	23.736	19.058	18.299	1:01.093
13	23.631	18.535	18.157	1:00.323
14	23.600	18.612	18.136	1:00.348
15	23.550	18.542	18.222	1:00.314

Laps	Sector 1	Sector 2	Sector 3	Lap Time
No.211 Nord Gabriel				
1	26.249	20.901	19.419	1:06.569
2	24.621	20.801	19.137	1:04.559
3	24.443	20.267	19.122	1:03.832
4	24.478	20.084	19.319	1:03.881
5	24.312	20.181	19.639	1:04.132
6	24.264	20.210	18.860	1:03.334
7	24.252	19.924	19.001	1:03.177
8	24.159	19.697	18.770	1:02.626
9	24.089	19.695	18.879	1:02.663
10	24.093	19.497	18.967	1:02.557
11	24.163	19.707	19.015	1:02.885
12	24.649	20.053	18.526	1:03.228
13	24.241	19.624	18.758	1:02.623
14	24.076	19.432	18.734	1:02.242
15	24.138	19.352	18.666	1:02.156

Laps	Sector 1	Sector 2	Sector 3	Lap Time
No.212 Nyberg Tobias				
1	26.369	21.120	20.014	1:07.503
2	24.832	20.257	19.265	1:04.354
3	24.493	20.039	19.030	1:03.562
4	24.469	19.785	19.028	1:03.282
5	25.050	20.115	18.868	1:04.033
6	24.318	19.705	18.934	1:02.957
7	24.679	19.798	18.907	1:03.384
8	24.383	19.573	19.323	1:03.279
9	24.835	19.396	18.863	1:03.094
10	24.272	19.128	18.784	1:02.184
11	24.101	19.278	18.813	1:02.192
12	24.236	19.290	18.674	1:02.200
13	24.109	19.085	18.809	1:02.003
14	24.193	19.450	19.049	1:02.692
15	24.468	19.131	18.637	1:02.236

Laps	Sector 1	Sector 2	Sector 3	Lap Time
No.216 Edgar Jonny				
1	24.643	19.778	18.857	1:03.278
2	23.895	19.447	18.746	1:02.088
3	23.885	19.446	18.389	1:01.720
4	23.699	19.428	18.386	1:01.513





OK

Super Heat 2 (S2) Analysis

For information purposes. No official / regulatory value

Laps	Sector 1	Sector 2	Sector 3	Lap Time
5	23.606	19.452	18.608	1:01.666
6	23.642	19.359	18.321	1:01.322
7	23.687	19.275	18.322	1:01.284
8	23.645	18.973	18.286	1:00.904
9	23.459	18.847	18.242	1:00.548
10	23.424	18.975	18.366	1:00.765
11	23.418	18.633	18.243	1:00.294
12	23.609	19.072	18.111	1:00.792
13	23.639	18.543	18.181	1:00.363
14	23.464	18.883	18.251	1:00.598
15	23.481	18.553	18.263	1:00.297

No.219 Seppanen Elias				
Laps	Sector 1	Sector 2	Sector 3	Lap Time
1	26.350	21.726	20.177	1:08.253
2	25.134	20.909	19.811	1:05.854
3	24.791	20.357	18.838	1:03.986
4	24.580	19.594	18.697	1:02.871
5	24.399	19.717	18.690	1:02.806
6	24.112	19.490	18.553	1:02.155
7	24.155	19.341	18.328	1:01.824
8	24.123	19.282	18.709	1:02.114
9	24.092	19.387	18.731	1:02.210
10	24.127	19.506	18.947	1:02.580
11	23.986	19.583	18.407	1:01.976
12	24.068	19.051	18.311	1:01.430
13	23.940	18.608	18.388	1:00.936
14	23.820	18.529	18.320	1:00.669
15	24.000	18.584	18.391	1:00.975

No.220 Gustafsson Viktor				
Laps	Sector 1	Sector 2	Sector 3	Lap Time
1	25.983	20.848	19.164	1:05.995
2	24.737	19.718	18.601	1:03.056
3	24.282	19.595	18.684	1:02.561
4	24.260	19.647	18.477	1:02.384
5	24.045	19.585	18.382	1:02.012
6	24.212	19.322	18.288	1:01.822
7	24.001	19.294	18.514	1:01.809
8	24.072	19.135	18.251	1:01.458
9	24.082	19.004	18.266	1:01.352
10	24.058	18.922	18.069	1:01.049
11	23.933	18.952	18.435	1:01.320
12	23.953	18.832	18.184	1:00.969
13	23.866	18.887	18.057	1:00.810
14	23.915	18.767	18.219	1:00.901
15	23.981	18.717	18.126	1:00.824

No.221 Stanek Roman				
Laps	Sector 1	Sector 2	Sector 3	Lap Time
1	25.762	20.181	18.707	1:04.650
2	24.462	19.501	18.594	1:02.557
3	24.470	19.692	18.344	1:02.506
4	24.345	19.527	18.498	1:02.370
5	24.049	19.420	18.269	1:01.738
6	24.120	19.409	18.346	1:01.875
7	23.996	19.206	18.510	1:01.712
8	23.936	19.493	18.301	1:01.730
9	24.077	19.786	18.552	1:02.415
10	23.880	19.083	18.360	1:01.323
11	23.899	18.983	18.265	1:01.147
12	24.393	19.011	18.294	1:01.698
13	24.051	18.746	18.322	1:01.119
14	23.869	18.916	18.251	1:01.036
15	23.800	18.773	18.186	1:00.759

No.223 Alakulppi Eetu				
Laps	Sector 1	Sector 2	Sector 3	Lap Time
1	26.202	20.722	19.767	1:06.691
2	24.678	20.422	19.016	1:04.116
3	24.269	19.773	19.356	1:03.398
4	23.912	19.817	18.828	1:02.557
5	24.095	19.395	18.705	1:02.195
6	23.913	19.393	18.763	1:02.069
7	24.032	19.452	18.821	1:02.305
8	24.283	19.451	18.727	1:02.461
9	23.967	19.389	18.733	1:02.089
10	23.755	19.255	18.828	1:01.838
11	23.806	19.070	18.423	1:01.299
12	24.104	18.977	18.414	1:01.495
13	23.803	18.742	18.416	1:00.961
14	23.867	18.742	18.754	1:01.363
15	23.601	18.651	18.514	1:00.766

No.225 Pescador Jorge				
Laps	Sector 1	Sector 2	Sector 3	Lap Time
1	25.160	20.062	18.981	1:04.203
2	24.407	19.660	19.037	1:03.104
3	24.492	20.493	18.903	1:03.888
4	24.327	19.758	18.873	1:02.958
5	24.110	19.357	18.326	1:01.793
6	23.866	19.399	18.883	1:02.148
7	24.426	19.556	18.898	1:02.880
8	24.069	19.512	18.468	1:02.049
9	23.910	19.164	18.628	1:01.702
10	23.855	18.977	18.503	1:01.335
11	23.829	19.069	18.479	1:01.377

Laps	Sector 1	Sector 2	Sector 3	Lap Time
12	23.882	18.845	18.534	1:01.261
13	24.598	18.971	18.271	1:01.840
14	23.792	18.816	18.238	1:00.846
15	23.833	18.896	18.639	1:01.368

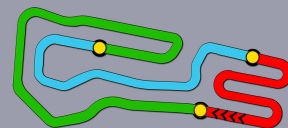
No.226 Sagrera Javier				
Laps	Sector 1	Sector 2	Sector 3	Lap Time
1	27.342	22.202	19.856	1:09.400
2	25.198	20.990	19.589	1:05.777
3	25.908	21.187	19.591	1:06.686
4	25.058	20.655	19.186	1:04.899
5	25.045	20.143	19.300	1:04.488
6	24.533	20.001	18.973	1:03.507
7	24.952	20.235	19.000	1:04.187
8	24.867	19.931	19.046	1:03.844
9	24.569	19.545	18.992	1:03.106
10	24.950	19.711	18.998	1:03.659
11	24.731	19.637	19.270	1:03.638
12	24.487	19.584	18.989	1:03.060
13	24.460	19.299	19.571	1:03.330
14	24.657	19.514	18.818	1:02.989
15	24.504	19.350	18.768	1:02.622

No.227 Enders Paul				
Laps	Sector 1	Sector 2	Sector 3	Lap Time
1	27.397	21.029	20.110	1:08.536
2	24.961	20.266	19.244	1:04.471
3	24.713	20.609	19.207	1:04.529
4	24.458	20.740	19.417	1:04.615

No.228 Bradshaw Callum				
Laps	Sector 1	Sector 2	Sector 3	Lap Time
1	25.754	20.831	18.865	1:05.450
2	24.462	19.973	19.059	1:03.494
3	24.330	19.773	18.727	1:02.830
4	24.567	20.037	18.890	1:03.494
5	24.240	19.904	18.578	1:02.722
6	24.034	19.611	18.518	1:02.163
7	24.611	19.719	18.438	1:02.768
8	23.869	19.497	18.391	1:01.757
9	23.953	19.204	18.739	1:01.896
10	23.923	19.153	18.370	1:01.446
11	23.847	19.264	18.531	1:01.642
12	23.874	18.991	18.320	1:01.185
13	23.672	18.720	18.397	1:00.789
14	23.688	19.016	18.411	1:01.115
15	23.656	19.045	18.198	1:00.899

No.229 Meyer Kilian				
Laps	Sector 1	Sector 2	Sector 3	Lap Time
1	25.788	21.066	19.087	1:05.941
2	24.621	19.979	18.866	1:03.466





OK

Super Heat 2 (S2) Analysis

For information purposes. No official / regulatory value

Laps	Sector 1	Sector 2	Sector 3	Lap Time
3	24.567	19.906	18.797	1:03.270
4	24.344	19.822	18.803	1:02.969
5	24.168	19.795	18.767	1:02.730
6	24.207	19.754	19.074	1:03.035
7	24.142	19.543	18.584	1:02.269
8	23.789	19.515	18.569	1:01.873
9	23.818	19.310	18.618	1:01.746
10	23.848	19.138	18.649	1:01.635
11	23.791	18.942	18.375	1:01.108
12	23.781	19.022	18.455	1:01.258
13	23.905	19.044	18.472	1:01.421
14	23.636	18.981	18.434	1:01.051
15	23.620	19.486	18.367	1:01.473

No.232 Colapinto Franco

1	26.009	20.954	19.745	1:06.708
2	24.761	20.271	19.124	1:04.156
3	24.434	20.046	18.641	1:03.121
4	24.373	19.513	18.685	1:02.571
5	24.277	19.479	18.647	1:02.403
6	24.114	19.291	18.706	1:02.111
7	24.301	19.514	18.979	1:02.794
8	24.035	19.131	18.702	1:01.868
9	24.117	19.115	18.653	1:01.885
10	24.249	18.765	18.476	1:01.490
11	24.198	18.895	18.546	1:01.639
12	24.026	18.704	18.513	1:01.243
13	23.904	18.816	18.484	1:01.204
14	24.045	18.943	18.695	1:01.683
15	23.945	18.709	18.642	1:01.296

No.235 Ferrari Lorenzo

1	25.392	20.046	19.253	1:04.691
2	24.771	20.213	18.706	1:03.690
3	24.111	19.924	18.948	1:02.983
4	24.218	20.108	18.576	1:02.902
5	24.013	19.666	18.399	1:02.078
6	24.188	19.578	18.285	1:02.051
7	23.793	19.083	18.116	1:00.992
8	23.920	19.023	18.071	1:01.014
9	23.715	19.370	18.313	1:01.398
10	23.894	19.102	18.340	1:01.336
11	23.788	19.051	18.144	1:00.983
12	23.895	18.842	18.333	1:01.070
13	23.756	18.677	18.174	1:00.607
14	23.616	18.932	18.632	1:01.180

Laps	Sector 1	Sector 2	Sector 3	Lap Time
15	23.701	19.052	18.408	1:01.161

No.236 Pascal Von Allmen

1	26.762	21.372	19.563	1:07.697
2	25.288	20.006	18.901	1:04.195
3	24.535	20.161	19.107	1:03.803
4	24.918	19.758	18.857	1:03.533
5	24.305	19.643	18.991	1:02.939
6	24.112	19.778	18.748	1:02.638
7	24.272	19.935	18.970	1:03.177
8	25.177	19.491	18.852	1:03.520
9	24.126	19.476	19.370	1:02.972
10	24.214	19.513	19.248	1:02.975
11	24.192	19.140	18.770	1:02.102
12	24.059	19.125	18.680	1:01.864
13	24.004	19.667	18.903	1:02.574
14	23.962	19.343	18.975	1:02.280
15	23.908	21.205	33.814	1:18.927

No.239 Kacovsky Matej

1	26.173	21.177	19.545	1:06.895
---	--------	--------	--------	----------

No.242 Fritsch Valentino

1	25.959	21.265	19.485	1:06.709
2	24.643	20.251	19.319	1:04.213
3	24.561	20.135	18.981	1:03.677
4	24.382	19.697	18.916	1:02.995
5	24.190	19.645	18.502	1:02.337
6	24.346	19.496	18.755	1:02.597
7	24.204	19.382	18.315	1:01.901
8	23.707	19.305	18.558	1:01.570
9	23.839	19.205	18.601	1:01.645
10	24.040	18.953	18.542	1:01.535
11	23.915	19.199	18.344	1:01.458
12	23.853	19.042	18.418	1:01.313
13	23.910	18.825	18.640	1:01.375
14	23.913	18.910	18.387	1:01.210
15	23.753	18.616	18.538	1:00.907

No.246 Raffaele Francesca

1	26.937	20.865	19.738	1:07.540
2	25.057	20.386	19.260	1:04.703
3	24.770	20.175	18.949	1:03.894
4	24.502	22.075	19.096	1:05.673
5	25.261	20.293	18.535	1:04.089
6	24.624	20.428	19.064	1:04.116
7	24.689	20.295	18.869	1:03.853
8	24.813	19.659	18.871	1:03.343

Laps	Sector 1	Sector 2	Sector 3	Lap Time
9	24.650	20.191	18.680	1:03.521
10	24.554	20.053	18.779	1:03.386
11	24.793	20.215	18.722	1:03.730
12	24.408	19.833	18.722	1:02.963
13	24.705	20.212	18.567	1:03.484
14	24.322	19.913	18.602	1:02.837
15	24.145	19.830	20.002	1:03.977

No.251 Yu Royce

1	27.038	21.863	20.510	1:09.411
2	25.516	20.457	19.177	1:05.150
3	25.035	20.424	19.173	1:04.632
4	24.563	19.745	18.849	1:03.157
5	24.617	19.791	19.019	1:03.427
6	24.526	19.826	18.937	1:03.289
7	24.521	20.390	18.927	1:03.838
8	25.298	19.612	18.595	1:03.505
9	24.529	20.344	19.266	1:04.139
10	24.444	19.354	18.844	1:02.642
11	24.470	20.585	18.975	1:04.030
12	24.501	19.840	19.142	1:03.483
13	24.334	20.014	20.846	1:05.194
14	24.148	19.266	18.952	1:02.366
15	23.983	18.951	18.805	1:01.739

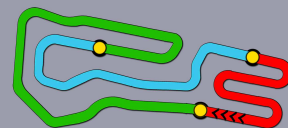
No.252 Moser Timo

1	26.951	21.696	20.563	1:09.210
2	25.768	20.799	19.342	1:05.909
3	25.112	20.527	19.576	1:05.215
4	25.471	20.096	19.586	1:05.153
5	25.232	20.407	19.773	1:05.412
6	25.867	20.272	19.994	1:06.133
7	25.583	20.339	19.596	1:05.518
8	25.379	21.552	20.330	1:07.261
9	26.517	21.281	20.341	1:08.139
10	26.815	20.876	19.923	1:07.614
11	27.264	21.291	19.356	1:07.911
12	25.123	20.649	19.384	1:05.156
13	24.740	19.530	20.527	1:04.797
14	25.250	20.126	20.068	1:05.444

No.254 Van der Helm Tijmen

1	26.175	21.090	19.775	1:07.040
2	24.802	20.463	18.893	1:04.158
3	24.390	19.950	19.593	1:03.933
4	24.268	19.754	19.092	1:03.114
5	24.187	20.163	18.704	1:03.054





OK

Super Heat 2 (S2) Analysis

For information purposes. No official / regulatory value

Laps	Sector 1	Sector 2	Sector 3	Lap Time
6	24.238	19.668	18.626	1:02.532
7	24.149	19.442	18.348	1:01.939
8	24.256	19.375	18.478	1:02.109
9	24.053	19.587	18.532	1:02.172
10	23.945	19.161	18.227	1:01.333
11	23.922	18.890	18.495	1:01.307
12	24.063	18.932	18.547	1:01.542
13	23.791	19.021	18.455	1:01.267
14	24.093	18.699	18.301	1:01.093
15	23.881	18.762	18.315	1:00.958

No.256 Muth Lukas				
Laps	Sector 1	Sector 2	Sector 3	Lap Time
1	26.146	21.767	20.001	1:07.914
2	25.205	20.724	19.422	1:05.351
3	25.291	20.264	19.556	1:05.111
4	25.888	20.096	19.139	1:05.123
5	24.269	19.603	19.005	1:02.877
6	24.831	20.014	18.752	1:03.597
7	24.393	19.331	18.995	1:02.719
8	24.526	19.895	18.877	1:03.298
9	24.136	20.152	19.309	1:03.597
10	24.496	19.768	19.141	1:03.405
11	24.315	19.779	18.970	1:03.064
12	24.088	19.750	33.260	1:17.098
13	24.181	19.173	18.394	1:01.748
14	23.837	18.810	18.419	1:01.066
15	23.908	19.189	18.639	1:01.736

No.258 Carenini Danny				
Laps	Sector 1	Sector 2	Sector 3	Lap Time
1	25.408	20.650	19.378	1:05.436
2	24.672	19.908	18.819	1:03.399
3	24.437	19.699	18.850	1:02.986
4	24.529	19.903	18.983	1:03.415
5	24.776	20.087	18.620	1:03.483
6	24.081	19.716	19.135	1:02.932
7	24.287	19.492	19.575	1:03.354
8	24.206	19.514	18.443	1:02.163
9	24.391	19.357	18.365	1:02.113
10	23.996	19.178	18.389	1:01.563
11	24.182	19.041	18.374	1:01.597
12	24.230	19.105	18.247	1:01.582
13	24.309	19.551	18.552	1:02.412
14	24.018	19.410	18.289	1:01.717
15	24.037	19.014	18.330	1:01.381

No.263 Gazil Ugo				
Laps	Sector 1	Sector 2	Sector 3	Lap Time
1	25.479	20.525	18.496	1:04.500

Laps	Sector 1	Sector 2	Sector 3	Lap Time
2	24.349	20.078	18.531	1:02.958
3	24.039	20.128	18.555	1:02.722
4	24.210	19.477	18.379	1:02.066
5	24.107	19.549	18.298	1:01.954
6	23.766	19.466	18.356	1:01.588
7	23.857	19.218	18.430	1:01.505
8	23.751	19.454	18.556	1:01.761
9	23.791	19.236	18.415	1:01.442
10	23.788	19.124	18.396	1:01.308
11	23.646	19.050	18.247	1:00.943
12	23.739	18.963	18.217	1:00.919
13	23.947	18.864	18.492	1:01.303
14	23.677	19.014	18.468	1:01.159
15	23.897	19.033	18.261	1:01.191

No.266 Marseglia Leonardo				
Laps	Sector 1	Sector 2	Sector 3	Lap Time
1	26.156	20.849	19.691	1:06.696
2	24.641	19.878	18.787	1:03.306
3	24.367	20.016	18.734	1:03.117
4	24.520	19.702	18.718	1:02.940
5	24.198	19.899	18.324	1:02.421
6	24.162	19.640	18.717	1:02.519
7	24.119	19.560	18.704	1:02.383
8	24.053	19.566	18.620	1:02.239
9	23.870	19.276	18.310	1:01.456
10	23.923	19.212	18.450	1:01.585
11	23.788	19.344	18.372	1:01.504
12	24.015	18.988	18.234	1:01.237
13	24.137	19.127	18.201	1:01.465
14	24.149	19.057	18.388	1:01.594
15	23.863	18.621	18.657	1:01.141

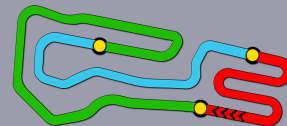
No.268 Lahoz Lopez				
Laps	Sector 1	Sector 2	Sector 3	Lap Time
1	26.780	21.284	20.309	1:08.373
2	24.801	20.398	19.326	1:04.525
3	24.299	20.277	18.919	1:03.495
4	24.325	19.833	18.834	1:02.992
5	24.994	19.663	18.638	1:03.295
6	24.184	19.516	18.733	1:02.433
7	24.064	19.468	18.472	1:02.004
8	23.914	19.222	18.637	1:01.773
9	23.957	19.422	18.640	1:02.019
10	23.914	19.133	18.334	1:01.381
11	24.233	19.191	18.624	1:02.048
12	24.011	18.987	18.473	1:01.471
13	24.017	18.947	18.444	1:01.408

Laps	Sector 1	Sector 2	Sector 3	Lap Time
14	23.870	18.955	18.250	1:01.075
15	23.893	18.739	18.402	1:01.034

No.269 Frederik Kikkenbourg				
Laps	Sector 1	Sector 2	Sector 3	Lap Time
1	26.111	21.273	20.252	1:07.636
2	26.068	21.274	19.335	1:06.677
3	24.919	19.885	19.036	1:03.840
4	24.744	20.007	19.390	1:04.141
5	24.459	20.028	19.044	1:03.531
6	24.474	19.790	18.838	1:03.102
7	24.384	19.454	18.627	1:02.465
8	24.104	19.490	18.837	1:02.431
9	24.393	19.294	18.908	1:02.595
10	23.993	19.166	18.524	1:01.683
11	24.195	19.016	18.678	1:01.889
12	24.116	19.050	18.785	1:01.951
13	24.088	19.394	18.872	1:02.354
14	23.951	19.385	18.694	1:02.030
15	24.179	19.995	18.993	1:03.167

No.271 Bahar Denis				
Laps	Sector 1	Sector 2	Sector 3	Lap Time
1	26.794	22.077	19.763	1:08.634
2	25.871	20.620	19.377	1:05.868
3	24.745	20.046	18.985	1:03.776
4	25.232	19.892	19.041	1:04.165
5	24.492	19.835	19.122	1:03.449
6	25.098	19.906	18.959	1:03.963
7	24.648	19.971	19.594	1:04.213
8	24.628	19.696	18.801	1:03.125
9	24.372	20.207	19.288	1:03.867
10	24.535	19.690	18.777	1:03.002
11	24.431	19.950	18.831	1:03.212
12	24.408	20.010	18.789	1:03.207
13	24.315	20.119	18.844	1:03.278
14	24.137	19.019	18.810	1:01.966
15	24.194	19.002	18.743	1:01.939





OK

Super Heat 2 (S2) Starting Grid

Document 32.1 OFFICIAL

256	Muth Lukas Kosmic / Vortex / Bridgestone	CHE 123 Points	17	203	Tillett Archie Birel / Parilla / Bridgestone	GBR 119 Points
252	Moser Timo Tony Kart / Vortex / Bridgestone	CHE 120 Points	16	271	Bahar Denis Tony Kart / Vortex / Bridgestone	ARG 111 Points
251	Yu Royce Crg / Tm / Bridgestone	HKG 109 Points	15	236	Pascal Von Allmen Sodikart / Tm / Bridgestone	CHE 109 Points
205	Rozenfeld David Tony Kart / Vortex / Bridgestone	RUS 100 Points	14	246	Raffaele Francesca Birel / Tm / Bridgestone	ITA 110 Points
242	Fritsch Valentino Birel Art / Tm / Bridgestone	DEU 98 Points	13	227	Enders Paul Crg / lame / Bridgestone	DEU 107 Points
269	Frederik Kikkenbourg Kosmic / Vortex / Bridgestone	DNK 94 Points	12	219	Seppanen Elias Exprit / Tm / Bridgestone	FIN 89 Points
223	Alakulppi Eetu Haase / Parilla / Bridgestone	FIN 77 Points	11	212	Nyberg Tobias Tony Kart / Vortex / Bridgestone	NOR 85 Points
206	Torreggiani Mathias Tony Kart / Vortex / Bridgestone	ITA 90 Points	10	254	Van der Helm Tijmen Tony Kart / Vortex / Bridgestone	NLD 70 Points
226	Sagrera Javier Crg / Parilla / Bridgestone	ESP 81 Points	9	232	Colapinto Franco Crg / Parilla / Bridgestone	ARG 62 Points
239	Kacovsky Matej Birel Art / Tm / Bridgestone	CZE 84 Points	8	266	Marseglia Leonardo Kr / Parilla / Bridgestone	ITA 57 Points
268	Lahoz Lopez Tony Kart / lame / Bridgestone	ESP 60 Points	7	211	Nord Gabriel Tony Kart / Vortex / Bridgestone	SWE 65 Points
220	Gustafsson Viktor Kosmic / Vortex / Bridgestone	SWE 48 Points	6	258	Carenini Danny Tony Kart / Vortex / Bridgestone	ITA 53 Points
204	Joyner Tom Sodikart / Tm / Bridgestone	GBR 44 Points	5	229	Meyer Kilian Crg / Tm / Bridgestone	ESP 44 Points
228	Bradshaw Callum Crg / Tm / Bridgestone	GBR 47 Points	4	263	Gazil Ugo Kr / Parilla / Bridgestone	FRA 43 Points
235	Ferrari Lorenzo Exprit / Vortex / Bridgestone	ITA 31 Points	3	202	Hodgson Oliver Birel / Parilla / Bridgestone	GBR 21 Points
216	Edgar Jonny Exprit / Tm / Bridgestone	GBR 18 Points	2	225	Pescador Jorge Praga / Tm / Bridgestone	ARG 29 Points
221	Stanek Roman Kosmic / Vortex / Bridgestone	CZE 14 Points	1	209	Janker Hannes Kr / Parilla / Bridgestone	DEU 2 Points

POLE POSITION



Start : 18/02 - 12:20 15 Laps = 18,000 Km

23° WINTER CUP (ITA) 15-18/02/2018

Page 1 / 1

FICR

Apex Timing

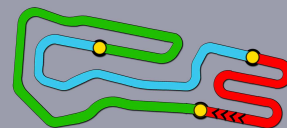


Scan this QR code for live timing



Timing service and charts editing provided by:

**Federazione Italiana
Cronometristi**



Super Heat 1 (S1)

Document 35.1 OFFICIAL

OK DEF. RESULTS

Rnk	No.	Entrant	Nat E.	Driver	Nat D.	Equipment	Time	Laps	Best Lap	Gap	Interv.	Sector 1	Sector 2	Sector 3	Penalty	Points
1	▲ ⁴	201 TONY KART RACING TEAM	ITA	Vidales Ajenjo David	ESP	Tony Kart / Vortex / Bridgestone	15:31.517	15	1:00.807			23.713	19.006	18.088		0
2	▲ ¹	231 CRG SPA	ITA	Hiltbrand Pedro	ESP	Crg / Tm / Bridgestone	15:33.918	15	1:01.143	2.401	2.401	23.777	19.135	18.231		2
3	▼ ¹	253 KSM SCHUMACHER RACING	DNK	Nielsen Nicklas	DNK	Tony Kart / Vortex / Bridgestone	15:25.963	15	1:00.787	4.446	2.045	23.600	19.120	18.067	+10.000	3
4	▼ ³	264 KR MOTOR SPORT	SWE	Travisanutto Lorenzo	ITA	Kr / Parilla / Bridgestone	15:27.116	15	1:00.700	5.599	1.153	23.561	19.124	18.015	+10.000	4
5	▲ ²	218 FORZA RACING	GBR	Patterson Dexter	GBR	Exprit / Tm / Bridgestone	15:36.755	15	1:01.266	8.238	2.639	23.775	19.219	18.272	+3.000	5
6	▲	208 TB RACING TEAM	SWE	Zug Marius	ITA	Kr / Parilla / Bridgestone	15:40.175	15	1:01.515	8.658	0.420	23.841	19.379	18.295		6
7	▼ ³	265 KR MOTOR SPORT	SWE	Michelotto Mattia	ITA	Kr / Parilla / Bridgestone	15:38.973	15	1:01.064	10.456	1.798	23.525	19.119	18.420	+3.000	7
8	▲ ¹⁴	272 RICKY FLYNN MOTORSPORT	GBR	Thompson Harry	GBR	Fa Alonso / Vortex / Bridgestone	15:43.615	15	1:01.585	12.098	1.642	23.842	19.354	18.389		8
9	▲ ⁹	222 SODIKART	GBR	Fraisse Vincent	GBR	Sodikart / Tm / Bridgestone	15:44.120	15	1:01.355	12.603	0.505	23.777	19.416	18.162		9
10	▲	238 TONY KART RACING TEAM	ITA	Milell Noah	SWE	Tony Kart / Vortex / Bridgestone	15:46.152	15	1:01.129	14.635	2.032	23.657	19.263	18.209		10
11	▼ ³	249 KSB RACING TEAM	ITA	Rossel Kevin	DNK	Kosmic / Vortex / Bridgestone	15:46.658	15	1:01.114	15.141	0.506	23.601	19.175	18.338		11
12	▼ ³	244 RICKY FLYNN MOTORSPORT	GBR	Maloney Zane	GBR	Fa Alonso / Vortex / Bridgestone	15:48.800	15	1:01.750	17.283	2.142	24.026	19.403	18.321		12
13	▼ ³	255 KSM SCHUMACHER RACING	ITA	Bizzotto Leonardo	ITA	Tony Kart / Vortex / Bridgestone	15:49.924	15	1:01.761	18.407	1.124	24.005	19.528	18.228		13
14	▲ ¹²	233 CRG SPA	ITA	Rosso Andrea	ITA	Crg / lame / Bridgestone	15:54.095	15	1:01.651	22.578	4.171	23.817	19.369	18.465		14
15	▲ ⁹	262 KR MOTOR SPORT	SWE	Gerner Carl-anton	DNK	Kr / Parilla / Bridgestone	15:54.395	15	1:01.525	22.878	0.300	23.683	19.377	18.465		15
16	▲	270 ENERGY CORSE SRL	ITA	Hayes Ross	IRL	Energy / Parilla / Bridgestone	15:45.783	15	1:01.534	24.266	1.388	23.703	19.367	18.464	+10.000	16
17	▲ ⁶	245 RICKY FLYNN MOTORSPORT	GBR	Skocdopole Dan	CZE	Fa Alonso / Vortex / Bridgestone	15:55.945	15	1:01.940	24.428	0.162	24.202	19.373	18.365		17
18	▼ ²	224 PRAGA RACING TEAM	ITA	Martinez Carles	ESP	Praga / Tm / Bridgestone	15:57.192	15	1:02.287	25.675	1.247	24.320	19.523	18.444		18
19	▲ ⁸	240 BIREL ART RACING	ITA	Grinbergas Gustas	LTU	Birel Art / Tm / Bridgestone	15:58.018	15	1:01.962	26.501	0.826	23.990	19.087	18.885		19
20	▼ ⁷	257 KSM SCHUMACHER RACING	ITA	Ferati Jasin	CHE	Tony Kart / Vortex / Bridgestone	16:03.098	15	1:02.714	31.581	5.080	24.491	19.376	18.847		20
21	▲	210 RMW MOTORSPORT	DEU	Schaller Marek	DEU	Kosmic / lame / Bridgestone	16:04.273	15	1:02.194	32.756	1.175	24.211	19.711	18.272		21
22	▼ ¹	215 SPEED KART	POL	Szczurek Kacper	POL	Kosmic / Vortex / Bridgestone	15:54.886	15	1:02.018	33.369	0.613	23.912	19.579	18.527	+10.000	22
23	▼ ¹¹	241 BIREL ART RACING	ITA	Coluccio Luigi	ITA	Birel Art / Tm / Bridgestone	16:06.198	15	1:02.262	34.681	1.312	24.216	19.550	18.496		23
24	▼ ⁹	234 LENNOX RACING TEAM	GBR	Zagazeta Mathias	GBR	Exprit / Vortex / Bridgestone	16:09.534	15	1:03.149	38.017	3.336	24.353	19.756	19.040		24
25	▲ ⁷	213 WARD RACING	SWE	Armellin Andrea	ITA	Tony Kart / Vortex / Bridgestone	16:09.704	15	1:02.765	38.187	0.170	24.384	19.595	18.786		25
26	▼ ¹⁵	247 KOSKI MOTORSPORT	FIN	Saarijarvi Frans-Emil	FIN	Kosmic / Vortex / Bridgestone	16:10.336	15	1:02.596	38.819	0.632	24.401	19.535	18.660		26
27	▲	207 BRM RACING	ITA	Guidetti Jacopo	ITA	Brm / Tm / Bridgestone	16:04.716	15	1:01.957	43.199	4.380	24.057	19.447	18.453	+10.000	27
28	▲ ⁶	261 WARD RACING	SWE	Jansson Rasmus	SWE	Tony Kart / Vortex / Bridgestone	16:07.164	15	1:02.074	45.647	2.448	24.041	19.228	18.805	+10.000	28
29	▼ ¹	267 KR MOTOR SPORT	SWE	Vaskelis Kasparas	LTU	Kr / Parilla / Bridgestone	9:57.730	9	1:01.948	6 Laps	6 Laps	23.886	19.589	18.473		29
30	▼ ¹³	243 BIREL ART RACING	ITA	Settimo Marco	ITA	Rk / Tm / Bridgestone	5:34.861	5	1:04.050	10 Laps	4 Laps	24.977	20.016	19.057		30
31	▼ ¹²	237 COMANDUCCI CRISTIAN	ITA	Comanducci Cristian	ITA	Tony Kart / Vortex / Bridgestone		0		15 Laps	5 Laps					31
32	▼ ²	259 SPEED KART	POL	Mateusz Kaprzyk	POL	Kosmic / Vortex / Bridgestone		0		15 Laps	0.000					32
33	▲	214 TK RACING	DNK	Jakobsen Jenny	NOR	Fa Kart / Tm / Bridgestone	5.333	0		15 Laps	5.333					33

No.253 Nielsen Nicklas : Time penalty of 10". According to steward's decision n°164

No.264 Travisanutto Lorenzo : Time penalty of 10". According to steward's decision n°169

No.218 Patterson Dexter : Penalty for Race Director Decision

No.265 Michelotto Mattia : Penalty for Race Director Decision

No.270 Hayes Ross : Time penalty of 10". According to steward's decision n°165

No.215 Szczurek Kacper : Time penalty of 10". According to steward's decision n°166

No.207 Guidetti Jacopo : Time penalty of 10". According to steward's decision n°167

No.261 Jansson Rasmus : Time penalty of 10". According to steward's decision n°168

Not Classified

260	FORZA RACING	GBR	Lulham Christopher	GBR	Exprit / Tm / Bridgestone					DNS						35
-----	--------------	-----	--------------------	-----	---------------------------	--	--	--	--	-----	--	--	--	--	--	----

Leaders : No.231 Hiltbrand Pedro (1-3) / No.253 Nielsen Nicklas (4-15)

Best Lap : No.264 Travisanutto Lorenzo 1:00.700 71,16 Kph

Event Record : No.264 Travisanutto Lorenzo 47.454 91,03 Kph

Start Time : 18/02 - 12:12:53

Weather : Cloudy Air : 4°C Track : Wet

No.264 13:15 Lap 12

23° WINTER CUP (ITA) 15-18/02/2018

Page 1 / 1

FICR

Apex Timing

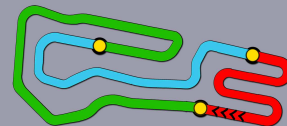


Scan this QR code for live timing



Timing service and charts editing provided by:

Federazione Italiana Cronometristi



OK

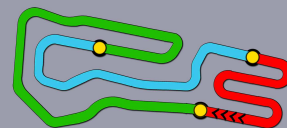
Super Heat 1 (S1)

Lap Chart

For information purposes. No official / regulatory value

	1	2	3	4	5	6	7	8	9	10	11	12	13	14	15	16	17	18	19	20	21	22	23	24	25	26	27	28	29	30	31	32	33	34
Grid	264	253	231	265	201	208	218	249	244	255	247	241	257	238	234	224	243	222	257	270	215	272	245	262	210	233	240	267	260	259	207	213	214	261
Start	264	231	253	265	201	218	208	244	249	255	257	241	234	238	224	243	215	222	245	270	272	210	240	262	233	267	207	254	213	261	247			
Lap 1 <small>Interval</small>	231	253	201	264	265	218	208	244	255	272	238	241	249	222	270	257	215	245	233	234	224	243	210	262	240	267	207	213	261	247				
Lap 2	231	253	201	264	265	218	208	244	272	255	238	241	249	222	270	215	233	257	245	224	234	210	240	243	262	267	207	213	261	247				
Lap 3	231	253	201	264	265	218	208	244	272	238	255	222	215	249	233	270	257	245	224	234	210	262	240	243	267	207	261	213	241	247				
Lap 4	253	231	264	201	218	265	208	272	244	238	255	222	215	249	270	233	245	224	257	234	262	240	210	243	207	261	241	213	247	267				
Lap 5	253	231	264	201	218	265	208	272	244	255	222	215	249	270	238	233	245	224	262	257	234	240	210	243	207	241	261	213	247	267				
Lap 6	253	231	264	201	218	265	208	272	244	222	255	270	249	238	215	233	245	262	224	257	240	234	210	207	261	241	213	247	267					
Lap 7	253	231	264	201	218	265	208	272	244	222	255	270	249	238	215	233	245	262	224	257	240	234	210	207	241	261	213	247	267					
Lap 8	253	264	231	201	218	265	208	272	244	222	270	249	238	255	215	262	233	245	224	257	240	234	210	207	241	261	213	247	267					
Lap 9	253	264	231	201	218	265	208	272	244	222	270	249	238	255	215	262	233	245	224	257	240	234	210	207	241	261	213	247	267					
Lap 10	253	264	231	201	218	265	208	272	222	244	270	249	238	255	215	262	233	245	224	240	257	210	234	207	241	261	213	247						
Lap 11	253	264	231	201	218	265	208	272	222	270	244	249	238	255	233	262	245	215	224	240	257	210	207	234	241	261	213	247						
Lap 12	253	264	201	231	218	265	208	272	222	270	244	238	249	255	233	262	215	245	224	240	257	210	207	241	234	261	213	247						
Lap 13	253	264	201	231	218	265	208	272	222	270	238	249	244	255	233	262	215	245	224	240	257	210	207	241	234	261	213	247						
Lap 14	253	264	201	231	218	265	208	272	222	270	238	249	244	255	262	233	215	245	224	240	257	210	207	241	261	234	213	247						
Lap 15	253	264	201	231	218	265	208	272	222	270	238	249	244	255	233	262	215	245	224	240	257	210	207	241	261	234	213	247						





OK

Super Heat 1 (S1) Analysis

For information purposes. No official / regulatory value

Laps	Sector 1	Sector 2	Sector 3	Lap Time
No.201 Vidales Ajenjo David				
1	25.944	20.172	18.804	1:04.920
2	24.493	19.799	18.583	1:02.875
3	24.357	19.742	18.737	1:02.836
4	24.355	20.276	18.441	1:03.072
5	24.083	19.602	18.408	1:02.093
6	23.974	19.263	18.315	1:01.552
7	23.793	19.235	18.618	1:01.646
8	23.837	19.275	18.370	1:01.482
9	23.707	19.325	18.309	1:01.341
10	23.861	19.145	18.460	1:01.466
11	23.689	19.287	18.293	1:01.269
12	24.545	19.778	18.269	1:02.592
13	23.713	19.006	18.088	1:00.807
14	23.882	18.965	18.069	1:00.916
15	23.805	18.938	18.085	1:00.828

Laps	Sector 1	Sector 2	Sector 3	Lap Time
No.207 Guidetti Jacopo				
1	26.524	22.428	20.479	1:09.431
2	25.584	21.281	19.724	1:06.589
3	25.025	20.823	19.435	1:05.283
4	25.099	20.427	19.510	1:05.036
5	24.951	20.176	18.900	1:04.027
6	24.970	20.162	18.674	1:03.806
7	24.946	19.914	18.565	1:03.425
8	24.847	19.909	18.474	1:03.230
9	24.328	19.802	18.387	1:02.517
10	24.208	20.198	19.724	1:04.130
11	24.717	19.725	18.586	1:03.028
12	24.420	19.809	18.308	1:02.537
13	24.353	19.773	18.465	1:02.591
14	24.067	19.612	18.536	1:02.215
15	24.057	19.447	18.453	1:01.957

Laps	Sector 1	Sector 2	Sector 3	Lap Time
No.208 Zug Marius				
1	25.879	21.363	19.255	1:06.497
2	24.800	19.911	19.256	1:03.967
3	24.456	19.937	18.655	1:03.048
4	24.100	19.723	19.020	1:02.843
5	24.172	19.780	18.646	1:02.598
6	24.125	19.905	18.468	1:02.498
7	24.099	19.675	18.893	1:02.667
8	23.896	19.628	18.571	1:02.095
9	23.871	19.417	18.369	1:01.657
10	24.090	19.455	18.436	1:01.981
11	24.009	19.614	18.406	1:02.029

Laps	Sector 1	Sector 2	Sector 3	Lap Time
12	23.672	19.480	18.364	1:01.516
13	23.841	19.379	18.295	1:01.515
14	23.839	19.361	18.335	1:01.535
15	23.748	19.085	18.717	1:01.550

Laps	Sector 1	Sector 2	Sector 3	Lap Time
No.210 Schaller Marek				
1	26.702	22.496	19.938	1:09.136
2	25.696	21.389	19.069	1:06.154
3	25.149	20.908	19.512	1:05.569
4	25.140	20.730	19.088	1:04.958
5	25.028	20.631	18.876	1:04.535
6	24.575	20.255	18.729	1:03.559
7	24.444	20.243	18.654	1:03.341
8	24.439	20.043	18.578	1:03.060
9	24.425	20.044	18.561	1:03.030
10	24.687	20.359	18.678	1:03.724
11	24.255	20.014	18.621	1:02.890
12	24.386	20.033	18.489	1:02.908
13	24.264	20.048	18.450	1:02.762
14	24.211	19.711	18.272	1:02.194
15	24.192	19.698	18.569	1:02.459

Laps	Sector 1	Sector 2	Sector 3	Lap Time
No.213 Armellin Andrea				
1	26.415	22.544	20.030	1:08.989
2	25.731	21.181	20.088	1:07.000
3	25.418	20.484	19.344	1:05.246
4	25.233	20.505	19.963	1:05.701
5	24.812	20.171	19.050	1:04.033
6	25.174	19.982	19.192	1:04.348
7	24.762	20.246	18.982	1:03.990
8	24.694	19.895	18.794	1:03.383
9	24.707	19.865	18.829	1:03.401
10	24.587	19.870	18.753	1:03.210
11	24.558	19.900	18.732	1:03.190
12	24.567	19.906	18.623	1:03.096
13	24.498	19.698	18.769	1:02.965
14	24.428	19.609	18.792	1:02.829
15	24.384	19.595	18.786	1:02.765

Laps	Sector 1	Sector 2	Sector 3	Lap Time
No.215 Szczurek Kacper				
1	26.280	21.905	20.275	1:08.460
2	24.983	20.270	19.131	1:04.384
3	24.577	20.288	19.129	1:03.994
4	24.146	19.848	18.715	1:02.709
5	24.400	19.853	18.862	1:03.115
6	25.221	20.034	18.739	1:03.994
7	24.639	19.759	18.559	1:02.957

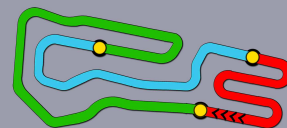
Laps	Sector 1	Sector 2	Sector 3	Lap Time
8	24.415	19.673	18.689	1:02.777
9	24.255	19.521	18.565	1:02.341
10	24.055	19.571	18.621	1:02.247
11	23.986	22.703	19.059	1:05.748
12	24.236	19.715	18.364	1:02.315
13	24.017	19.476	18.602	1:02.095
14	23.912	19.579	18.527	1:02.018
15	23.940	19.598	18.659	1:02.197

Laps	Sector 1	Sector 2	Sector 3	Lap Time
No.218 Patterson Dexter				
1	25.937	21.042	19.241	1:06.220
2	24.695	20.171	19.176	1:04.042
3	24.284	19.886	18.743	1:02.913
4	23.955	19.864	18.836	1:02.655
5	23.943	19.600	18.505	1:02.048
6	23.912	19.552	18.551	1:02.015
7	24.008	19.440	18.407	1:01.855
8	23.837	19.331	18.378	1:01.546
9	23.997	19.242	18.225	1:01.464
10	23.775	19.219	18.272	1:01.266
11	23.709	19.308	18.403	1:01.420
12	23.857	19.608	18.715	1:02.180
13	23.973	19.454	18.228	1:01.655
14	23.724	19.472	18.496	1:01.692
15	23.748	19.402	18.470	1:01.620

Laps	Sector 1	Sector 2	Sector 3	Lap Time
No.222 Fraisse Vincent				
1	26.264	21.215	19.853	1:07.332
2	25.293	20.123	19.262	1:04.678
3	24.837	20.306	18.877	1:04.020
4	24.249	19.785	18.435	1:02.469
5	24.366	19.699	18.435	1:02.500
6	24.285	19.660	18.429	1:02.374
7	23.844	19.500	18.539	1:01.883
8	24.155	19.807	18.782	1:02.744
9	24.032	19.782	18.441	1:02.255
10	24.150	19.660	18.361	1:02.171
11	23.848	19.781	18.233	1:01.862
12	23.967	19.714	18.082	1:01.763
13	23.930	19.338	18.186	1:01.454
14	23.777	19.552	18.266	1:01.595
15	23.777	19.416	18.162	1:01.355

Laps	Sector 1	Sector 2	Sector 3	Lap Time
No.224 Martinez Carles				
1	26.871	22.364	20.140	1:09.375
2	25.455	20.659	19.290	1:05.404
3	24.941	20.250	19.200	1:04.391





OK

Super Heat 1 (S1) Analysis

For information purposes. No official / regulatory value

Laps	Sector 1	Sector 2	Sector 3	Lap Time
4	25.114	20.093	18.742	1:03.949
5	24.555	19.768	18.940	1:03.263
6	24.543	19.948	18.900	1:03.391
7	24.552	19.773	18.757	1:03.082
8	24.313	19.754	18.740	1:02.807
9	24.401	19.712	18.500	1:02.613
10	24.280	19.638	18.652	1:02.570
11	24.403	19.683	18.625	1:02.711
12	24.597	19.911	18.600	1:03.108
13	24.204	19.708	18.594	1:02.506
14	24.320	19.523	18.444	1:02.287
15	24.276	19.561	18.486	1:02.323

No.231 Hiltbrand Pedro				
Laps	Sector 1	Sector 2	Sector 3	Lap Time
1	25.325	20.123	18.604	1:04.052
2	24.419	19.635	18.400	1:02.454
3	24.219	19.533	18.588	1:02.340
4	24.807	19.692	18.501	1:03.000
5	24.124	19.439	18.574	1:02.137
6	24.022	19.392	18.317	1:01.731
7	23.990	19.228	18.384	1:01.602
8	24.025	19.631	18.561	1:02.217
9	23.972	19.306	18.437	1:01.715
10	23.935	19.178	18.360	1:01.473
11	24.124	19.259	18.408	1:01.791
12	24.592	20.095	18.582	1:03.269
13	23.911	19.281	18.358	1:01.550
14	23.827	19.639	18.253	1:01.719
15	23.777	19.135	18.231	1:01.143

No.233 Rosso Andrea				
Laps	Sector 1	Sector 2	Sector 3	Lap Time
1	25.907	22.113	19.806	1:07.826
2	24.819	20.865	19.015	1:04.699
3	24.385	20.194	19.237	1:03.816
4	24.675	19.921	19.037	1:03.633
5	24.349	19.696	18.854	1:02.899
6	24.275	19.847	19.056	1:03.178
7	24.273	19.829	19.178	1:03.280
8	24.217	19.621	18.883	1:02.721
9	25.043	19.822	18.720	1:03.585
10	24.058	19.477	18.617	1:02.152
11	23.818	20.034	18.438	1:02.290
12	24.022	19.423	18.640	1:02.085
13	23.817	19.369	18.465	1:01.651
14	23.992	19.492	18.700	1:02.184
15	24.874	19.997	18.547	1:03.418

No.234 Zagazeta Mathias				
Laps	Sector 1	Sector 2	Sector 3	Lap Time
1	26.753	22.309	20.475	1:09.537
2	25.792	21.024	19.559	1:06.375
3	25.202	20.221	19.254	1:04.677
4	24.864	20.189	19.214	1:04.267
5	25.028	20.258	19.376	1:04.662
6	24.578	20.024	19.484	1:04.086
7	24.659	19.825	19.076	1:03.560
8	24.740	19.781	18.929	1:03.450
9	24.385	19.913	19.271	1:03.569
10	24.688	20.657	19.464	1:04.809
11	24.794	19.643	19.021	1:03.458
12	25.020	19.869	19.024	1:03.913
13	24.547	19.765	19.070	1:03.382
14	24.813	19.806	18.961	1:03.580
15	24.353	19.756	19.040	1:03.149

No.238 Milell Noah				
Laps	Sector 1	Sector 2	Sector 3	Lap Time
1	26.107	21.552	19.421	1:07.080
2	24.608	20.510	19.072	1:04.190
3	24.806	19.896	18.619	1:03.321
4	24.089	19.739	18.462	1:02.290
5	24.217	23.840	19.008	1:07.065
6	24.083	20.057	18.509	1:02.649
7	24.157	19.607	18.413	1:02.177
8	24.042	19.798	18.543	1:02.383
9	24.236	19.487	18.328	1:02.051
10	23.817	19.593	18.356	1:01.766
11	23.900	19.704	18.417	1:02.021
12	23.815	19.658	18.351	1:01.824
13	23.801	19.463	18.581	1:01.845
14	23.657	19.263	18.209	1:01.129
15	23.586	19.179	18.489	1:01.254

No.240 Grinbergas Gustas				
Laps	Sector 1	Sector 2	Sector 3	Lap Time
1	26.839	21.914	20.739	1:09.492
2	25.577	21.075	19.528	1:06.180
3	25.477	20.403	19.395	1:05.275
4	25.423	19.921	19.076	1:04.420
5	24.860	19.755	18.804	1:03.419
6	24.457	19.836	18.938	1:03.231
7	24.415	19.597	19.011	1:03.023
8	24.346	19.818	18.788	1:02.952
9	24.295	19.470	18.843	1:02.608
10	24.296	19.407	18.824	1:02.527
11	24.044	19.347	18.759	1:02.150

Laps	Sector 1	Sector 2	Sector 3	Lap Time
12	24.157	19.288	18.699	1:02.144
13	24.136	19.360	18.796	1:02.292
14	24.036	19.504	18.640	1:02.180
15	23.990	19.087	18.885	1:01.962

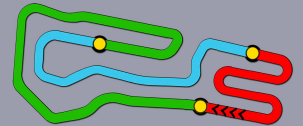
No.241 Coluccio Luigi				
Laps	Sector 1	Sector 2	Sector 3	Lap Time
1	25.895	21.650	20.114	1:07.659
2	24.856	20.406	19.487	1:04.749
3	24.585	20.299	26.989	1:11.873
4	24.699	20.484	19.881	1:05.064
5	24.594	20.049	18.853	1:03.496
6	24.706	20.373	19.476	1:04.555
7	24.434	20.044	18.651	1:03.129
8	24.456	19.833	18.737	1:03.026
9	24.647	19.726	18.760	1:03.133
10	24.371	19.624	19.038	1:03.033
11	25.076	19.707	18.630	1:03.413
12	24.307	19.686	18.596	1:02.589
13	24.474	19.554	18.905	1:02.933
14	24.334	19.620	18.555	1:02.509
15	24.216	19.550	18.496	1:02.262

No.243 Settimo Marco				
Laps	Sector 1	Sector 2	Sector 3	Lap Time
1	26.667	22.323	20.477	1:09.467
2	26.054	21.567	19.794	1:07.415
3	25.379	20.536	19.407	1:05.322
4	25.376	20.610	19.206	1:05.192
5	24.977	20.016	19.057	1:04.050

No.244 Maloney Zane				
Laps	Sector 1	Sector 2	Sector 3	Lap Time
1	25.941	21.272	19.371	1:06.584
2	24.754	20.231	19.020	1:04.005
3	24.582	20.002	18.982	1:03.566
4	24.212	19.990	18.719	1:02.921
5	24.372	19.941	18.859	1:03.172
6	24.435	19.782	18.802	1:03.019
7	24.418	19.837	18.779	1:03.034
8	24.111	19.823	18.451	1:02.385
9	24.278	19.681	18.600	1:02.559
10	24.786	19.754	18.511	1:03.051
11	24.882	19.479	18.352	1:02.713
12	24.067	19.655	18.471	1:02.193
13	24.611	19.848	18.782	1:03.241
14	24.026	19.403	18.321	1:01.750
15	24.042	19.418	18.623	1:02.083

No.245 Skocdopole Dan				
Laps	Sector 1	Sector 2	Sector 3	Lap Time
1	26.688	21.505	20.155	1:08.348





OK

Super Heat 1 (S1) Analysis

For information purposes. No official / regulatory value

Laps	Sector 1	Sector 2	Sector 3	Lap Time
2	25.437	20.917	19.606	1:05.960
3	24.724	20.377	19.369	1:04.470
4	24.761	19.653	18.679	1:03.093
5	24.336	19.943	18.984	1:03.263
6	24.505	19.808	18.629	1:02.942
7	24.358	19.607	18.484	1:02.449
8	24.929	19.854	18.810	1:03.593
9	24.269	19.730	18.801	1:02.800
10	24.557	19.472	18.523	1:02.552
11	24.375	19.874	18.682	1:02.931
12	24.848	19.690	18.643	1:03.181
13	24.578	19.572	18.449	1:02.599
14	24.202	19.373	18.365	1:01.940
15	24.246	19.332	18.525	1:02.103

No.247 Saarijarvi Frans-Emil

Laps	Sector 1	Sector 2	Sector 3	Lap Time
1	25.667	20.719	19.306	1:05.692
2	25.505	21.028	19.819	1:06.352
3	25.418	20.415	19.547	1:05.380
4	25.161	20.573	19.697	1:05.431
5	24.971	20.292	19.034	1:04.297
6	25.149	20.092	18.996	1:04.237
7	24.921	20.092	19.023	1:04.036
8	24.691	20.039	18.943	1:03.673
9	24.774	19.992	18.848	1:03.614
10	24.593	19.915	18.810	1:03.318
11	24.333	19.739	18.838	1:02.910
12	24.487	19.722	18.816	1:03.025
13	24.325	19.911	18.812	1:03.048
14	24.589	19.636	18.680	1:02.905
15	24.401	19.535	18.660	1:02.596

No.249 Rossel Kevin

Laps	Sector 1	Sector 2	Sector 3	Lap Time
1	26.039	22.047	19.970	1:08.056
2	24.767	20.469	19.476	1:04.712
3	24.893	20.049	20.435	1:05.377
4	24.305	19.834	18.616	1:02.755
5	24.123	20.121	18.511	1:02.755
6	24.706	19.888	18.498	1:03.092
7	24.130	19.476	18.444	1:02.050
8	24.260	19.721	18.605	1:02.586
9	23.992	19.395	18.624	1:02.011
10	23.848	19.558	18.547	1:01.953
11	23.911	19.553	18.406	1:01.870
12	23.931	20.005	18.337	1:02.273
13	24.044	19.624	18.289	1:01.957

Laps	Sector 1	Sector 2	Sector 3	Lap Time
14	23.772	19.281	18.411	1:01.464
15	23.601	19.175	18.338	1:01.114

No.253 Nielsen Nicklas

Laps	Sector 1	Sector 2	Sector 3	Lap Time
1	25.809	20.059	18.451	1:04.319
2	24.599	19.841	18.245	1:02.685
3	24.103	19.755	18.258	1:02.116
4	24.039	19.485	18.439	1:01.963
5	23.843	19.416	18.326	1:01.585
6	23.810	19.368	18.347	1:01.525
7	23.748	19.301	18.139	1:01.188
8	23.679	19.474	18.175	1:01.328
9	23.730	19.221	18.252	1:01.203
10	23.678	19.204	18.228	1:01.110
11	23.600	19.120	18.067	1:00.787
12	23.850	19.167	18.129	1:01.146
13	23.642	19.185	18.249	1:01.076
14	23.726	19.126	18.255	1:01.107
15	23.578	19.262	18.256	1:01.096

No.255 Bizzotto Leonardo

Laps	Sector 1	Sector 2	Sector 3	Lap Time
1	25.792	21.280	19.491	1:06.563
2	25.125	20.694	19.146	1:04.965
3	25.162	20.352	18.709	1:04.223
4	24.545	19.957	18.770	1:03.272
5	24.249	19.799	18.681	1:02.729
6	24.599	20.052	18.782	1:03.433
7	24.254	19.780	18.761	1:02.795
8	24.743	19.792	18.470	1:03.005
9	24.905	19.732	18.585	1:03.222
10	24.152	19.616	18.439	1:02.207
11	24.159	19.706	18.657	1:02.522
12	23.994	19.749	18.271	1:02.014
13	24.188	19.559	18.301	1:02.048
14	24.005	19.528	18.228	1:01.761
15	24.169	19.372	18.876	1:02.417

No.257 Ferati Jasin

Laps	Sector 1	Sector 2	Sector 3	Lap Time
1	26.570	22.328	20.272	1:09.170
2	25.356	20.669	19.916	1:05.941
3	24.855	20.157	19.464	1:04.476
4	25.616	20.226	19.355	1:05.197
5	24.751	20.335	19.034	1:04.120
6	24.684	19.790	19.087	1:03.561
7	24.381	19.664	19.024	1:03.069
8	24.411	19.906	18.803	1:03.120
9	24.305	19.688	19.172	1:03.165

Laps	Sector 1	Sector 2	Sector 3	Lap Time
10	24.915	19.475	19.040	1:03.430
11	24.550	19.507	19.328	1:03.385
12	24.214	19.875	19.158	1:03.247
13	24.358	19.374	19.020	1:02.752
14	24.350	19.490	19.154	1:02.994
15	24.491	19.376	18.847	1:02.714

No.261 Jansson Rasmus

Laps	Sector 1	Sector 2	Sector 3	Lap Time
1	25.979	22.439	20.453	1:08.871
2	25.763	20.751	20.095	1:06.609
3	24.857	20.426	19.531	1:04.814
4	24.988	20.301	19.855	1:05.144
5	24.831	20.384	19.304	1:04.519
6	24.799	19.988	18.924	1:03.711
7	24.547	20.395	18.987	1:03.929
8	24.268	19.840	18.832	1:02.940
9	24.418	19.719	19.174	1:03.311
10	24.545	19.664	18.951	1:03.160
11	24.471	20.119	19.059	1:03.649
12	24.119	19.652	18.814	1:02.585
13	24.563	19.805	18.972	1:03.340
14	24.112	19.428	18.643	1:02.183
15	24.041	19.228	18.805	1:02.074

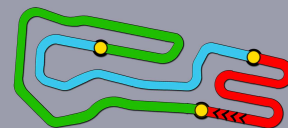
No.262 Gerner Carl-anton

Laps	Sector 1	Sector 2	Sector 3	Lap Time
1	26.964	22.189	20.179	1:09.332
2	25.398	21.788	19.534	1:06.720
3	24.874	20.130	19.673	1:04.677
4	24.649	19.817	18.570	1:03.036
5	24.204	19.906	18.437	1:02.547
6	24.093	19.816	18.574	1:02.483
7	24.036	19.479	18.346	1:01.861
8	24.026	19.635	18.506	1:02.167
9	24.048	19.470	18.379	1:01.897
10	23.946	19.378	18.402	1:01.726
11	23.973	22.270	18.650	1:04.893
12	23.702	19.483	18.492	1:01.677
13	23.683	19.377	18.465	1:01.525
14	23.718	19.667	18.374	1:01.759
15	24.928	20.339	18.515	1:03.782

No.264 Travanutto Lorenzo

Laps	Sector 1	Sector 2	Sector 3	Lap Time
1	26.334	20.698	18.609	1:05.641
2	24.507	19.842	18.393	1:02.742
3	24.316	19.772	18.644	1:02.732
4	24.275	19.702	18.157	1:02.134
5	23.997	19.553	17.998	1:01.548





OK

Super Heat 1 (S1) Analysis

For information purposes. No official / regulatory value

Laps	Sector 1	Sector 2	Sector 3	Lap Time
6	23.844	19.280	18.373	1:01.497
7	23.855	19.473	18.356	1:01.684
8	23.781	18.883	18.169	1:00.833
9	23.658	19.483	18.214	1:01.355
10	23.774	19.428	18.157	1:01.359
11	23.728	19.259	18.054	1:01.041
12	23.602	19.107	18.088	1:00.797
13	23.561	19.124	18.015	1:00.700
14	23.581	19.143	18.093	1:00.817
15	23.541	19.137	18.031	1:00.709

Laps	Sector 1	Sector 2	Sector 3	Lap Time
8	24.113	19.617	18.867	1:02.597
9	23.906	19.454	18.554	1:01.914
10	23.809	19.511	18.403	1:01.723
11	24.015	19.516	18.425	1:01.956
12	23.703	19.367	18.464	1:01.534
13	24.119	19.280	18.641	1:02.040
14	23.940	19.202	18.486	1:01.628
15	23.817	19.287	18.434	1:01.538

No.272 Thompson Harry

Laps	Sector 1	Sector 2	Sector 3	Lap Time
1	25.445	20.962	19.346	1:05.753
2	24.947	20.041	18.794	1:03.782
3	24.481	20.106	18.916	1:03.503
4	24.081	19.442	18.610	1:02.133
5	24.373	20.026	18.620	1:03.019
6	24.243	19.866	18.583	1:02.692
7	24.287	19.827	18.589	1:02.703
8	24.148	19.634	18.774	1:02.556
9	23.868	19.529	18.497	1:01.894
10	23.936	19.565	18.446	1:01.947
11	23.941	19.548	18.405	1:01.894
12	24.180	19.548	18.721	1:02.449
13	23.915	19.538	18.489	1:01.942
14	23.842	19.354	18.389	1:01.585
15	23.868	19.514	18.392	1:01.774

No.265 Michelotto Mattia

Laps	Sector 1	Sector 2	Sector 3	Lap Time
1	26.181	20.838	19.295	1:06.314
2	24.924	19.853	19.100	1:03.877
3	24.349	19.849	18.908	1:03.106
4	23.928	20.206	19.092	1:03.226
5	24.076	19.717	18.534	1:02.327
6	24.011	19.790	18.745	1:02.546
7	24.006	19.723	18.681	1:02.410
8	24.071	19.515	18.562	1:02.148
9	23.808	19.387	18.596	1:01.791
10	23.980	19.567	18.526	1:02.073
11	23.890	19.505	18.537	1:01.932
12	23.635	19.363	18.510	1:01.508
13	23.786	19.243	18.333	1:01.362
14	23.741	19.265	18.539	1:01.545
15	23.525	19.119	18.420	1:01.064

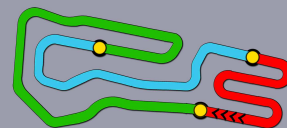
No.267 Vaskelis Kasparas

Laps	Sector 1	Sector 2	Sector 3	Lap Time
1	26.495	22.374	20.216	1:09.085
2	25.325	21.636	19.799	1:06.760
3	25.124	20.585	19.535	1:05.244
4	24.657	20.450	35.124	1:20.231
5	24.181	19.684	18.588	1:02.453
6	24.346	19.771	18.631	1:02.748
7	24.030	19.582	18.496	1:02.108
8	24.093	19.676	18.481	1:02.250
9	23.886	19.589	18.473	1:01.948

No.270 Hayes Ross

Laps	Sector 1	Sector 2	Sector 3	Lap Time
1	25.596	22.319	19.340	1:07.255
2	24.964	20.308	19.643	1:04.915
3	24.409	20.094	20.791	1:05.294
4	24.109	19.767	18.728	1:02.604
5	24.073	20.087	18.516	1:02.676
6	24.172	19.710	18.449	1:02.331
7	23.988	19.641	18.329	1:01.958





OK

Super Heat 1 (S1) Starting Grid

Document 31.1 OFFICIAL

261	Jansson Rasmus Tony Kart / Vortex / Bridgestone	118 Points	17	214	Jakobsen Jenny Fa Kart / Tm / Bridgestone	122 Points
213	Armellin Andrea Tony Kart / Vortex / Bridgestone	112 Points	16	207	Guidetti Jacopo Brm / Tm / Bridgestone	114 Points
259	Mateusz Kaprzyk Kosmic / Vortex / Bridgestone	115 Points	15	260	Lulham Christopher Exprit / Tm / Bridgestone	117 Points
267	Vaskelis Kasparas Kr / Parilla / Bridgestone	109 Points	14	240	Grinbergas Gustas Birel Art / Tm / Bridgestone	99 Points
233	Rosso Andrea Crg / lame / Bridgestone	90 Points	13	210	Schaller Marek Kosmic / lame / Bridgestone	93 Points
262	Gerner Carl-anton Kr / Parilla / Bridgestone	87 Points	12	245	Skocdopole Dan Fa Alonso / Vortex / Bridgestone	84 Points
272	Thompson Harry Fa Alonso / Vortex / Bridgestone	73 Points	11	215	Szczurek Kacper Kosmic / Vortex / Bridgestone	85 Points
270	Hayes Ross Energy / Parilla / Bridgestone	74 Points	10	237	Comanducci Cristian Tony Kart / Vortex / Bridgestone	88 Points
222	Fraisse Vincent Sodikart / Tm / Bridgestone	64 Points	9	243	Settimo Marco Rk / Tm / Bridgestone	81 Points
224	Martinez Carles Praga / Tm / Bridgestone	67 Points	8	234	Zagazeta Mathias Exprit / Vortex / Bridgestone	72 Points
238	Milell Noah Tony Kart / Vortex / Bridgestone	55 Points	7	257	Ferati Jasin Tony Kart / Vortex / Bridgestone	62 Points
241	Coluccio Luigi Birel Art / Tm / Bridgestone	63 Points	6	247	Saarijarvi Frans-Emil Kosmic / Vortex / Bridgestone	65 Points
255	Bizzotto Leonardo Tony Kart / Vortex / Bridgestone	49 Points	5	244	Maloney Zane Fa Alonso / Vortex / Bridgestone	48 Points
249	Rossel Kevin Kosmic / Vortex / Bridgestone	39 Points	4	218	Patterson Dexter Exprit / Tm / Bridgestone	32 Points
208	Zug Marius Kr / Parilla / Bridgestone	26 Points	3	201	Vidales Ajenjo David Tony Kart / Vortex / Bridgestone	15 Points
265	Michelotto Mattia Kr / Parilla / Bridgestone	21 Points	2	231	Hiltbrand Pedro Crg / Tm / Bridgestone	12 Points
253	Nielsen Nicklas Tony Kart / Vortex / Bridgestone	7 Points	1	264	Travisanutto Lorenzo Kr / Parilla / Bridgestone	4 Points

POLE POSITION



Start : 18/02 - 12:00 15 Laps = 18,000 Km

23rd WINTER CUP (ITA) 15-18/02/2018

FICR

Page 1 / 1

Apex Timing

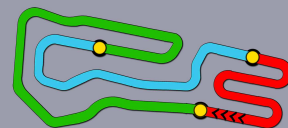


Scan this QR code for live timing



Timing service and charts editing provided by:

**Federazione Italiana
Cronometristi**



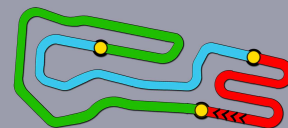
OK

Qualifying Heats (QH) DEF RESULTS

Document 30.2 OFFICIAL

Rnk	No.	Driver	Nat D.	Qp	A-B	C-D	B-C	A-C	A-D	B-D	Points	Group
1	264	Trvisanutto Lorenzo	ITA	1	0	-	-	0	0	-	0	1
2	209	Janker Hannes	DEU	3	-	0	0	2	-	-	2	2
3	253	Nielsen Nicklas	DNK	2	2	-	2	-	-	0	4	1
4	221	Stanek Roman	CZE	4	-	2	-	-	3	4	9	2
5	231	Hiltbrand Pedro	ESP	7	-	4	3	3	-	-	10	1
6	225	Pescador Jorge	ARG	16	-	6	-	-	4	3	13	2
7	265	Michelotto Mattia	ITA	5	5	-	-	4	5	-	14	1
8	216	Edgar Jonny	GBR	6	8	-	5	-	-	2	15	2
9	201	Vidaes Ajenjo David	ESP	14	4	-	4	-	-	7	15	1
10	202	Hodgson Oliver	GBR	22	6	-	8	-	-	5	19	2
11	208	Zug Marius	DEU	12	-	5	-	-	7	8	20	1
12	235	Ferrari Lorenzo	ITA	11	-	7	15	5	-	-	27	2
13	218	Patterson Dexter	GBR	13	14	-	-	7	6	-	27	1
14	263	Gazil Ugo	ERA	19	-	8	10	10	-	-	28	2
15	249	Rossel Kevin	DNK	21	9	-	-	9	10	-	28	1
16	228	Bradshaw Callum	GBR	9	3	-	-	6	21	-	30	2
17	244	Maloney Zane	GBR	8	-	3	-	-	2	31	36	1
18	229	Meyer Kilian	ESP	18	7	-	7	-	-	22	36	2
19	255	Bizzotto Leonardo	ITA	49	10	-	-	15	11	-	36	1
20	204	Joyner Tom	GBR	20	-	23	-	-	8	6	37	2
21	247	Saarijarvi Frans-Emil	FIN	35	-	11	14	14	-	-	39	1
22	258	Carenini Danny	ITA	10	25	-	6	-	-	9	40	2
23	241	Coluccio Luigi	ITA	26	18	-	12	-	-	10	40	1
24	220	Gustafsson Viktor	SWE	25	12	-	-	8	22	-	42	2
25	257	Ferati Jasin	CHE	29	13	-	-	11	18	-	42	1
26	211	Nord Gabriel	SWE	42	16	-	13	-	-	13	42	2
27	238	Milell Noah	SWE	68	-	13	-	-	17	15	45	1
28	268	Lahoz Lopez	ESP	37	19	-	-	12	15	-	46	2
29	234	Zagazeta Mathias	BER	31	-	12	18	18	-	-	48	1
30	266	Marseglia Leonardo	ITA	34	11	-	11	-	-	26	48	2
31	224	Martinez Carles	ESP	27	-	10	20	19	-	-	49	1
32	239	Kacovsky Matej	CZE	36	-	14	-	-	19	17	50	2
33	243	Settimo Marco	ITA	38	21	-	19	-	-	11	51	1
34	232	Colapinto Franco	ARG	28	-	28	-	-	12	12	52	2
35	222	Fraisse Vincent	ERA	24	-	17	-	-	9	29	55	1
36	226	Sagrera Javier	ESP	41	22	-	-	17	16	-	55	2
37	237	Comanducci Cristian	ITA	15	-	9	35	13	-	-	57	1
38	254	Van der Helm Tijmen	NLD	30	17	-	9	-	-	32	58	2
39	270	Hayes Ross	IRL	60	-	15	-	-	23	20	58	1
40	206	Torreggiani Mathias	ITA	43	-	16	21	22	-	-	59	2
41	215	Szczurek Kacper	POL	45	23	-	-	27	13	-	63	1
42	212	Nyberg Tobias	NOR	52	-	19	-	-	24	21	64	2
43	272	Thompson Harry	GBR	66	15	-	17	-	-	33	65	1
44	223	Alakulppi Eetu	FIN	44	-	21	-	-	31	14	66	2
45	245	Skocdopole Dan	CZE	51	-	24	22	21	-	-	67	1





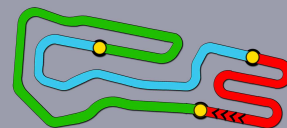
OK

Qualifying Heats (QH) DEF RESULTS

Document 30.2 OFFICIAL

Rnk	No.	Driver	Nat D.	Q _P	A-B	C-D	B-C	A-C	A-D	B-D	Points	Group
46	219	Seppanen Elias	FIN	62	26	-	27	-	-	18	71	2
47	262	Gerner Carl-anton	DNK	39	-	26	30	16	-	-	72	1
48	269	Frederik Kikkenbourg	DNK	53	24	-	-	28	20	-	72	2
49	210	Schaller Marek	DEU	63	-	27	25	20	-	-	72	1
50	227	Enders Paul	DEU	58	27	-	24	-	-	23	74	2
51	233	Rosso Andrea	ITA	33	28	-	-	34	14	-	76	1
52	242	Fritsch Valentino	DEU	50	33	-	29	-	-	16	78	2
53	240	Grinbergas Gustas	LTU	46	20	-	26	-	-	34	80	1
54	246	Raffaele Francesca	ITA	47	-	18	33	29	-	-	80	2
55	267	Vaskelis Kasparas	LTU	54	32	-	23	-	-	25	80	1
56	205	Rozenfeld David	RUS	59	-	22	34	25	-	-	81	2
57	260	Lulham Christopher	GBR	23	-	29	16	37	-	-	82	1
58	236	Pascal Von Allmen	CHE	69	29	-	-	24	29	-	82	2
59	259	Mateusz Kaprzyk	POL	40	-	30	-	-	34	19	83	1
60	251	Yu Royce	HKG	67	-	25	28	31	-	-	84	2
61	207	Guidetti Jacopo	ITA	32	-	20	-	-	32	35	87	1
62	271	Bahar Denis	ARE	55	-	32	32	23	-	-	87	2
63	213	Armellin Andrea	ITA	56	-	31	-	-	28	28	87	1
64	252	Moser Timo	CHE	64	-	34	-	-	30	24	88	2
65	214	Jakobsen Jenny	NOR	65	30	-	-	33	26	-	89	1
66	203	Tillett Archie	GBR	57	35	-	-	30	25	-	90	2
67	261	Jansson Rasmus	SWE	61	31	-	-	26	33	-	90	1
68	256	Muth Lukas	CHE	17	36	-	-	32	27	-	95	2
GOOD BYE												
69	250	Anderruti Leandro	CHE	48	-	33	-	-	35	27	95	1
70	248	Lee Frederick	HKG	70	34	-	31	-	-	30	95	2





Qualifying Heats B-D

Document 29.2 OFFICIAL

OK DEF. RESULTS

Rnk	No.	Entrant	Nat E.	Driver	Nat D.	Equipment	Time	Laps	Best Lap	Gap	Interv.	Sector 1	Sector 2	Sector 3	Penalty	Points
1	253	KSM SCHUMACHER RACING	DEU	Nielsen Nicklas	DNK	Tony Kart / Vortex / Bridgestone	10:38.336	13	48.540			18.935	14.930	14.675		0
2	216	FORZA RACING	GBR	Edgar Jonny	GBR	Exprit / Tm / Bridgestone	10:40.162	13	48.630	1.826	1.826	19.019	14.913	14.698		2
3	225	PRAGA RACING TEAM	ITA	Pescador Jorge	ARG	Praga / Tm / Bridgestone	10:40.923	13	48.606	2.587	0.761	18.967	14.957	14.682		3
4	221	KOSMIC RACING DEPARTEME	CZE	Stanek Roman	CZE	Kosmic / Vortex / Bridgestone	10:41.005	13	48.680	2.669	0.082	19.013	15.065	14.602		4
5	202	PF INTERNATIONAL KARTING	GBR	Hodgson Oliver	GBR	Birel / Parilla / Bridgestone	10:41.750	13	48.696	3.414	0.745	19.090	15.053	14.553		5
6	204	SODIKART	GBR	Joyner Tom	GBR	Sodikart / Tm / Bridgestone	10:43.395	13	48.722	5.059	1.645	19.158	14.985	14.579		6
7	201	TONY KART RACING TEAM	ESP	Vidales Ajenjo David	ESP	Tony Kart / Vortex / Bridgestone	10:43.876	13	48.605	5.540	0.481	18.981	14.987	14.637		7
8	208	TB RACING TEAM	DEU	Zug Marius	DEU	Kr / Parilla / Bridgestone	10:44.260	13	48.802	5.924	0.384	19.127	15.084	14.591		8
9	258	ASD AUTOEUROPEO MOTOR	ITA	Carenini Danny	ITA	Tony Kart / Vortex / Bridgestone	10:44.707	13	48.896	6.371	0.447	19.101	14.998	14.797		9
10	241	BIREL ART RACING	ITA	Coluccio Luigi	ITA	Birel Art / Tm / Bridgestone	10:46.211	13	48.724	7.875	1.504	19.070	14.940	14.714		10
11	243	BIREL ART RACING	ITA	Settimo Marco	ITA	Rk / Tm / Bridgestone	10:46.414	13	48.755	8.078	0.203	18.995	15.075	14.685		11
12	232	CRG SPA	ITA	Colapinto Franco	ARG	Crg / Parilla / Bridgestone	10:46.854	13	48.728	8.518	0.440	19.097	14.943	14.688		12
13	211	WARD RACING	SWE	Nord Gabriel	SWE	Tony Kart / Vortex / Bridgestone	10:47.467	13	48.796	9.131	0.613	19.063	15.065	14.668		13
14	223	ALAKULPPI MARKKU	FIN	Alakulppi Eetu	FIN	Haase / Parilla / Bridgestone	10:48.313	13	48.762	9.977	0.846	19.086	15.048	14.628		14
15	238	TONY KART RACING TEAM	ITA	Milell Noah	SWE	Tony Kart / Vortex / Bridgestone	10:48.928	13	48.514	10.592	0.615	18.995	14.940	14.579		15
16	242	BIREL ART RACING	ITA	Fritsch Valentino	DEU	Birel Art / Tm / Bridgestone	10:49.757	13	48.963	11.421	0.829	19.192	15.133	14.638		16
17	239	BIREL ART RACING	ITA	Kacovsky Matej	CZE	Birel Art / Tm / Bridgestone	10:50.078	13	48.913	11.742	0.321	19.122	14.995	14.796		17
18	219	FORZA RACING	GBR	Seppanen Elias	FIN	Exprit / Tm / Bridgestone	10:52.741	13	48.970	14.405	2.663	19.212	15.155	14.603		18
19	259	SPEED KART	POL	Mateusz Kaprzyk	CZE	Kosmic / Vortex / Bridgestone	10:53.173	13	48.926	14.837	0.432	19.119	15.002	14.805		19
20	270	ENERGY CORSE SRL	ITA	Hayes Ross	IRL	Energy / Parilla / Bridgestone	10:53.661	13	48.892	15.325	0.488	19.210	15.052	14.630		20
21	212	NYBERG KIETIL	NOR	Nyberg Tobias	NOR	Tony Kart / Vortex / Bridgestone	10:55.542	13	48.846	17.206	1.881	19.111	15.015	14.720		21
22	229	CRG SPA	ITA	Meyer Kilian	ESP	Crg / Tm / Bridgestone	10:46.978	13	48.763	18.642	1.436	19.095	15.006	14.662	+10.000	22
23	227	GLITZENHIRN TORSTEN	DEU	Enders Paul	DEU	Crg / lame / Bridgestone	10:57.755	13	49.198	19.419	0.777	19.200	15.123	14.875		23
24	252	MOSER ANITA	CHE	Moser Timo	CHE	Tony Kart / Vortex / Bridgestone	10:58.789	13	49.016	20.453	1.034	19.215	15.002	14.799		24
25	267	KR MOTOR SPORT	SWE	Vaskelis Kasparas	LTU	Kr / Parilla / Bridgestone	10:59.449	13	49.086	21.113	0.660	19.126	15.088	14.872		25
26	266	KR MOTOR SPORT	SWE	Marseglia Leonardo	ITA	Kr / Parilla / Bridgestone	10:50.120	13	48.703	21.784	0.671	19.104	15.010	14.589	+10.000	26
27	250	S.R.T.MOTORSPORT	CHE	Anderutti Leandro	CHE	Tony Kart / Vortex / Bridgestone	10:53.455	13	48.747	25.119	3.335	19.118	14.829	14.800	+10.000	27
28	213	WARD RACING	SWE	Armellin Andrea	ITA	Tony Kart / Vortex / Bridgestone	10:54.982	13	48.854	26.646	1.527	19.088	15.024	14.742	+10.000	28
29	222	SODIKART	ITA	Fraisse Vincent	ITA	Sodikart / Tm / Bridgestone	11:08.432	13	48.902	30.096	3.450	19.220	15.081	14.601		29
30	248	CRG SPA	ITA	Lee Frederick	HKG	Crg / Tm / Bridgestone	11:23.406	13	49.876	45.070	14.974	19.450	15.423	15.003		30
31	244	RICKY FLYNN MOTORSPORT	GBR	Maloney Zane	GBR	Fa Alonso / Vortex / Bridgestone	9:02.433	11	48.759	2 Laps	2 Laps	19.099	15.000	14.660		31
32	254	KSM SCHUMACHER RACING	DEU	Van der Helm Tijmen	NLD	Tony Kart / Vortex / Bridgestone	6:45.081	8	48.740	5 Laps	3 Laps	19.078	14.950	14.712		32
33	272	RICKY FLYNN MOTORSPORT	GBR	Thompson Harry	GBR	Fa Alonso / Vortex / Bridgestone	5:51.469	7	48.601	6 Laps	1 Lap	19.058	14.908	14.635		33
34	240	BIREL ART RACING	ITA	Grinbergas Gustas	LTU	Birel Art / Tm / Bridgestone	5:03.089	6	48.733	7 Laps	1 Lap	19.083	14.993	14.657		34
35	207	BRM RACING	ITA	Guidetti Jacopo	ITA	Brm / Tm / Bridgestone	5:12.732	6	49.276	7 Laps	19.643	19.201	15.290	14.785	+10.000	35

No.229 Meyer Kilian : Time penalty of 10". According to steward's decision n°107

No.266 Marseglia Leonardo : Time penalty of 10". According to steward's decision n°108

No.250 Anderutti Leandro : Time penalty of 10". According to steward's decision n°109

No.213 Armellin Andrea : Time penalty of 10". According to steward's decision n°110

No.207 Guidetti Jacopo : Penalty for Race Director decision +10"

Leaders : No.253 Nielsen Nicklas (1-13)

Start Time : 17/02 - 15:48:51

Best Lap : No.238 Milell Noah 48.514 89,04 Kph

Weather : Slightly cloudy Air : 5°C Track : Dry

Event Record : No.264 Trivisanutto Lorenzo 47.454 91,03 Kph

23rd WINTER CUP (ITA) 15-18/02/2018

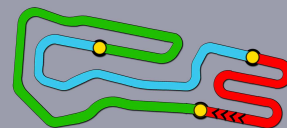


Scan this QR code for live timing



Timing service and charts editing provided by:

Federazione Italiana Cronometristi



OK

Qualifying Heats B-D Lap Chart

For information purposes. No official / regulatory value

	1	2	3	4	5	6	7	8	9	10	11	12	13	14	15	16	17	18	19	20	21	22	23	24	25	26	27	28	29	30	31	32	33	34	35
Grid	253	221	216	244	258	208	201	225	229	204	202	222	241	232	254	207	266	239	243	259	211	223	240	250	242	212	267	213	227	270	219	252	272	238	248
Start	253	216	221	258	244	208	201	225	229	202	204	241	222	232	254	266	243	211	207	240	239	242	259	267	223	227	219	250	272	212	213	270	238	248	252
Lap 1 Interval	253	216	221	244	225	258	202	229	204	208	201	241	232	266	243	254	211	239	240	207	242	272	267	259	223	219	227	270	212	238	250	252	213	248	222
Lap 2	253	216	221	244	225	258	202	229	204	208	241	201	266	232	243	211	254	240	239	272	242	207	223	259	267	219	270	227	238	212	250	252	213	248	222
Lap 3	253	216	221	225	244	258	202	229	204	208	241	201	232	243	211	240	254	266	272	239	242	223	259	267	219	270	238	250	227	212	207	213	252	248	222
Lap 4	253	216	221	225	244	202	258	229	204	208	201	241	232	243	211	254	272	240	266	239	242	223	259	267	219	238	250	270	227	212	213	252	207	248	222
Lap 5	253	216	221	225	244	202	258	204	229	208	201	241	232	243	211	254	272	240	266	239	242	223	267	259	238	219	250	270	227	213	212	252	207	248	222
Lap 6	253	221	216	225	244	202	258	204	229	201	208	241	232	243	211	272	254	240	266	239	242	223	238	259	219	267	270	250	213	227	212	252	207	248	222
Lap 7	253	221	216	225	244	202	258	204	229	201	208	241	243	232	211	272	239	223	242	266	254	238	219	259	270	250	267	213	212	227	252	248	222		
Lap 8	253	221	216	225	244	202	204	258	201	208	241	229	243	232	211	239	223	242	266	238	254	219	259	250	270	267	213	212	252	227	248	222			
Lap 9	253	221	216	225	244	202	204	258	201	208	241	229	243	232	211	239	223	242	266	238	219	250	259	270	267	213	212	252	227	222	248				
Lap 10	253	216	221	225	244	202	204	201	258	208	229	241	243	232	211	239	223	242	266	238	219	250	259	270	213	212	267	252	227	222	248				
Lap 11	253	216	225	221	244	202	204	201	208	258	241	243	211	232	229	223	239	242	238	266	219	250	259	270	213	212	267	227	252	222	248				
Lap 12	253	216	225	221	202	204	201	208	258	241	243	232	211	229	223	239	238	242	266	219	259	250	270	213	212	227	252	267	222	248					
Lap 13	253	216	225	221	202	204	201	208	258	241	243	232	229	211	223	238	242	239	266	219	259	250	270	213	212	227	252	267	222	248					

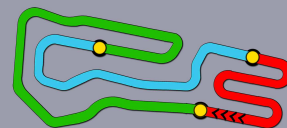


Scan this QR code for live timing



Timing service and charts editing provided by:

Federazione Italiana Cronometristi



OK

Qualifying Heats B-D Analysis

For information purposes. No official / regulatory value

Laps	Sector 1	Sector 2	Sector 3	Lap Time
No.201 Vidales Ajenjo David				
1	21.416	16.029	15.130	52.575
2	19.875	15.364	14.908	50.147
3	19.125	15.043	14.658	48.826
4	18.967	14.990	14.758	48.715
5	18.981	14.987	14.637	48.605
6	18.951	15.094	14.687	48.732
7	19.024	15.069	14.956	49.049
8	19.524	15.172	14.714	49.410
9	19.058	15.088	14.768	48.914
10	19.087	15.066	15.022	49.175
11	19.088	15.166	14.857	49.111
12	19.175	15.218	14.925	49.318
13	19.199	15.270	14.949	49.418

Laps	Sector 1	Sector 2	Sector 3	Lap Time
No.202 Hodgson Oliver				
1	20.399	15.818	14.943	51.160
2	19.273	15.097	14.662	49.032
3	19.090	15.053	14.553	48.696
4	19.377	15.029	14.641	49.047
5	19.155	15.072	14.821	49.048
6	19.143	15.022	14.617	48.782
7	19.104	15.106	14.796	49.006
8	19.219	15.153	14.703	49.075
9	19.209	15.022	14.701	48.932
10	19.095	15.013	14.786	48.894
11	19.208	15.094	14.811	49.113
12	19.205	15.138	14.863	49.206
13	19.303	15.339	14.988	49.630

Laps	Sector 1	Sector 2	Sector 3	Lap Time
No.204 Joyner Tom				
1	20.784	15.858	14.995	51.637
2	19.627	15.448	14.708	49.783
3	19.124	15.063	14.723	48.910
4	19.158	14.985	14.579	48.722
5	19.012	15.061	14.741	48.814
6	19.107	15.048	14.666	48.821
7	19.050	15.202	14.734	48.986
8	19.191	15.254	14.754	49.199
9	19.115	15.162	15.006	49.283
10	19.108	15.225	14.855	49.188
11	19.107	15.101	14.779	48.987
12	19.147	15.207	14.901	49.255
13	19.340	15.363	14.915	49.618

Laps	Sector 1	Sector 2	Sector 3	Lap Time
No.207 Guidetti Jacopo				
1	21.579	16.554	15.951	54.084

Laps	Sector 1	Sector 2	Sector 3	Lap Time
2	20.095	15.915	15.111	51.121
3	19.265	17.734	16.195	53.194
4	19.719	16.081	14.975	50.775
5	19.201	15.290	14.785	49.276
6			15.192	51.111

Laps	Sector 1	Sector 2	Sector 3	Lap Time
No.208 Zug Marius				
1	21.216	16.141	14.975	52.332
2	19.364	15.643	14.798	49.805
3	19.129	15.088	14.657	48.874
4	19.127	15.084	14.591	48.802
5	19.116	15.032	14.704	48.852
6	19.064	15.143	15.014	49.221
7	19.103	15.138	14.710	48.951
8	19.445	15.334	14.773	49.552
9	19.172	15.085	14.678	48.935
10	19.026	15.146	14.966	49.138
11	19.336	15.171	14.893	49.400
12	19.189	15.191	14.852	49.232
13	19.261	15.225	14.839	49.325

Laps	Sector 1	Sector 2	Sector 3	Lap Time
No.211 Nord Gabriel				
1	20.839	16.607	15.429	52.875
2	19.276	15.413	15.055	49.744
3	19.170	15.189	14.823	49.182
4	19.108	15.044	14.702	48.854
5	19.063	15.065	14.668	48.796
6	19.123	15.081	14.772	48.976
7	19.183	15.055	14.776	49.014
8	19.280	15.144	14.761	49.185
9	19.167	15.088	14.802	49.057
10	19.045	15.051	14.842	48.938
11	19.221	15.215	15.050	49.486
12	19.187	15.448	15.527	50.162
13	19.708	15.371	14.977	50.056

Laps	Sector 1	Sector 2	Sector 3	Lap Time
No.212 Nyberg Tobias				
1	21.388	17.625	15.735	54.748
2	19.746	15.503	15.472	50.721
3	19.727	15.770	15.364	50.861
4	19.380	15.219	14.996	49.595
5	19.161	15.192	15.222	49.575
6	19.175	15.141	14.971	49.287
7	19.179	15.104	14.957	49.240
8	19.152	15.572	15.561	50.285
9	19.111	15.015	14.720	48.846
10	19.120	15.121	15.463	49.704

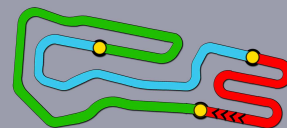
Laps	Sector 1	Sector 2	Sector 3	Lap Time
11	19.819	15.402	14.802	50.023
12	19.168	14.983	14.825	48.976
13	19.182	14.982	14.828	48.992

Laps	Sector 1	Sector 2	Sector 3	Lap Time
No.213 Armellin Andrea				
1	21.316	17.214	16.235	54.765
2	20.138	16.068	14.831	51.037
3	19.427	15.471	15.604	50.502
4	19.467	15.147	14.576	49.190
5	19.116	15.233	14.908	49.257
6	19.088	15.024	14.742	48.854
7	19.239	15.091	14.751	49.081
8	19.420	15.930	15.092	50.442
9	19.241	15.125	14.717	49.083
10	19.297	15.052	15.603	49.952
11	19.647	15.057	14.619	49.323
12	19.164	15.188	14.690	49.042
13	19.166	15.303	14.668	49.137

Laps	Sector 1	Sector 2	Sector 3	Lap Time
No.216 Edgar Jonny				
1	19.939	15.314	14.777	50.030
2	19.216	15.099	14.735	49.050
3	19.117	14.945	14.748	48.810
4	19.019	14.913	14.698	48.630
5	19.032	15.015	14.849	48.896
6	19.476	15.046	14.677	49.199
7	19.179	15.084	14.806	49.069
8	19.272	15.153	14.792	49.217
9	19.178	15.001	14.792	48.971
10	19.043	15.032	14.990	49.065
11	19.227	15.094	14.911	49.232
12	19.109	15.107	14.941	49.157
13	19.300	15.206	14.960	49.466

Laps	Sector 1	Sector 2	Sector 3	Lap Time
No.219 Seppanen Elias				
1	21.388	16.843	15.789	54.020
2	19.529	16.016	15.532	51.077
3	19.431	15.799	14.851	50.081
4	19.212	15.155	14.603	48.970
5	19.154	15.504	14.731	49.389
6	19.123	15.214	15.076	49.413
7	19.073	15.239	14.876	49.188
8	19.340	15.269	14.753	49.362
9	19.281	15.214	14.665	49.160
10	19.163	15.137	14.716	49.016
11	19.240	15.143	14.716	49.099
12	19.211	15.361	15.111	49.683





OK

Qualifying Heats B-D Analysis

For information purposes. No official / regulatory value

Laps	Sector 1	Sector 2	Sector 3	Lap Time
13	19.321	15.414	15.053	49.788
No.221 Stanek Roman				
1	19.976	15.347	14.804	50.127
2	19.143	15.165	14.672	48.980
3	19.013	15.065	14.602	48.680
4	19.096	15.039	14.636	48.771
5	19.042	14.971	14.724	48.737
6	19.249	15.011	14.636	48.896
7	19.148	15.070	14.815	49.033
8	19.341	15.168	14.763	49.272
9	19.205	15.010	14.726	48.941
10	19.148	15.006	15.227	49.381
11	19.639	15.153	14.853	49.645
12	19.247	15.123	14.899	49.269
13	19.351	15.217	15.152	49.720

Laps	Sector 1	Sector 2	Sector 3	Lap Time
No.222 Fraise Vincent				
1	42.445	16.352	15.496	1:14.293
2	19.635	15.338	14.887	49.860
3	19.341	15.197	14.721	49.259
4	19.157	15.195	14.709	49.061
5	19.220	15.081	14.601	48.902
6	19.159	15.301	14.798	49.258
7	19.256	15.162	14.761	49.179
8	19.180	15.250	14.745	49.175
9	19.806	15.154	14.761	49.721
10	19.206	15.133	14.806	49.145
11	19.180	15.303	14.837	49.320
12	19.275	15.255	14.802	49.332
13	19.374	15.318	14.887	49.579

Laps	Sector 1	Sector 2	Sector 3	Lap Time
No.223 Alakulppi Eetu				
1	21.421	16.974	15.710	54.105
2	19.564	16.020	15.110	50.694
3	19.228	15.204	14.673	49.105
4	19.116	15.111	14.646	48.873
5	19.056	15.048	14.659	48.763
6	19.086	15.048	14.628	48.762
7	19.146	15.441	14.776	49.363
8	19.160	15.124	14.636	48.920
9	19.304	15.048	14.666	49.018
10	19.042	15.269	14.717	49.028
11	19.184	15.106	14.826	49.116
12	19.222	15.190	14.864	49.276
13	19.192	15.178	14.855	49.225

Laps	Sector 1	Sector 2	Sector 3	Lap Time
No.225 Pescador Jorge				
1	20.252	15.345	15.052	50.649
2	19.210	15.003	14.663	48.876
3	19.078	15.101	14.731	48.910
4	19.089	14.947	14.625	48.661
5	18.967	14.957	14.682	48.606
6	19.058	15.021	14.671	48.750
7	19.080	15.174	14.831	49.085
8	19.265	15.172	14.788	49.225
9	19.177	15.014	14.717	48.908
10	18.997	15.009	14.820	48.826
11	19.401	15.081	14.838	49.320
12	19.216	15.089	14.869	49.174
13	19.324	15.338	15.309	49.971

Laps	Sector 1	Sector 2	Sector 3	Lap Time
No.227 Enders Paul				
1	21.574	16.892	16.124	54.590
2	19.461	16.150	15.515	51.126
3	19.531	15.716	15.875	51.122
4	19.295	15.191	15.006	49.492
5	19.200	15.123	14.875	49.198
6	19.163	15.027	15.264	49.454
7	19.247	15.175	15.527	49.949
8	19.258	15.277	15.910	50.445
9	19.273	15.119	14.869	49.261
10	19.258	15.657	15.087	50.002
11	19.282	15.401	15.207	49.890
12	19.380	15.141	15.005	49.526
13	19.298	15.341	14.902	49.541

Laps	Sector 1	Sector 2	Sector 3	Lap Time
No.229 Meyer Kilian				
1	20.415	15.881	15.425	51.721
2	19.624	15.274	14.698	49.596
3	19.143	15.106	14.652	48.901
4	19.095	15.006	14.662	48.763
5	19.099	15.053	15.040	49.192
6	19.175	15.142	14.646	48.963
7	19.172	15.152	15.014	49.338
8	19.949	15.386	14.934	50.269
9	19.271	15.066	14.735	49.072
10	19.087	15.033	14.889	49.009
11	19.841	15.117	15.909	50.867
12	19.299	15.188	15.325	49.812
13	19.499	15.156	14.847	49.502

Laps	Sector 1	Sector 2	Sector 3	Lap Time
No.232 Colapinto Franco				
1	21.048	16.238	15.295	52.581

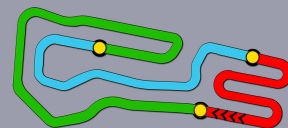
Laps	Sector 1	Sector 2	Sector 3	Lap Time
2	19.588	15.515	14.906	50.009
3	19.202	15.006	14.600	48.808
4	19.097	14.943	14.688	48.728
5	19.128	14.938	14.683	48.749
6	19.092	15.093	15.137	49.322
7	19.630	15.188	14.793	49.611
8	19.250	15.194	14.819	49.263
9	19.253	14.984	14.770	49.007
10	19.132	15.095	14.825	49.052
11	19.286	15.035	15.661	49.982
12	19.267	15.137	15.303	49.707
13	19.372	15.126	15.076	49.574

Laps	Sector 1	Sector 2	Sector 3	Lap Time
No.238 Milell Noah				
1	21.012	17.243	15.904	54.159
2	19.330	15.402	15.568	50.300
3	19.655	15.721	15.013	50.389
4	19.226	14.870	14.517	48.613
5	18.995	14.940	14.579	48.514
6	19.208	15.204	14.686	49.098
7	18.960	15.006	14.643	48.609
8	19.282	15.023	14.718	49.023
9	19.078	15.184	14.720	48.982
10	19.012	14.947	15.041	49.000
11	19.157	14.887	14.595	48.639
12	19.120	14.913	14.794	48.827
13	19.314	15.117	14.792	49.223

Laps	Sector 1	Sector 2	Sector 3	Lap Time
No.239 Kacovsky Matej				
1	20.922	16.546	15.604	53.072
2	19.584	15.339	14.975	49.898
3	19.345	15.606	15.029	49.980
4	19.244	15.127	15.008	49.379
5	19.100	14.978	15.156	49.234
6	19.122	14.995	14.796	48.913
7	19.150	15.269	14.925	49.344
8	19.246	15.118	14.924	49.288
9	19.188	14.972	14.795	48.955
10	19.167	15.059	14.863	49.089
11	19.222	14.943	15.291	49.456
12	19.327	15.123	15.100	49.550
13	19.407	15.475	15.654	50.536

Laps	Sector 1	Sector 2	Sector 3	Lap Time
No.240 Grinbergas Gustas				
1	21.562	16.448	15.324	53.334
2	19.245	15.213	14.942	49.400
3	19.341	15.157	14.991	49.489





OK

Qualifying Heats B-D Analysis

For information purposes. No official / regulatory value

Laps	Sector 1	Sector 2	Sector 3	Lap Time
4	19.168	15.441	15.192	49.801
5	19.083	14.993	14.657	48.733
6	19.060	14.971	14.998	49.029

No.241 Coluccio Luigi				
Laps	Sector 1	Sector 2	Sector 3	Lap Time
1	21.079	16.196	15.022	52.297
2	19.597	15.245	14.786	49.628
3	19.127	15.032	14.747	48.906
4	19.027	15.069	15.114	49.210
5	19.070	14.940	14.714	48.724
6	19.043	15.107	14.733	48.883
7	19.164	15.119	14.799	49.082
8	19.189	15.424	14.957	49.570
9	19.114	15.046	14.872	49.032
10	18.959	15.070	15.187	49.216
11	19.596	15.078	15.370	50.044
12	19.195	15.057	15.095	49.347
13	19.318	15.433	15.209	49.960

No.242 Fritsch Valentino				
Laps	Sector 1	Sector 2	Sector 3	Lap Time
1	21.175	16.809	15.718	53.702
2	19.820	15.298	14.761	49.879
3	19.178	15.176	14.900	49.254
4	19.213	15.222	14.937	49.372
5	19.203	15.035	14.937	49.175
6	19.213	15.051	14.733	48.997
7	19.158	15.538	15.211	49.907
8	19.192	15.133	14.638	48.963
9	19.240	15.179	14.674	49.093
10	19.111	15.128	14.737	48.976
11	19.199	15.113	14.894	49.206
12	19.277	15.193	15.186	49.656
13	19.429	15.347	15.167	49.943

No.243 Settimo Marco				
Laps	Sector 1	Sector 2	Sector 3	Lap Time
1	20.735	16.482	15.246	52.463
2	19.296	15.577	14.977	49.850
3	19.156	15.142	14.735	49.033
4	19.041	15.033	14.728	48.802
5	19.098	15.012	14.741	48.851
6	18.995	15.075	14.685	48.755
7	19.389	15.053	14.744	49.186
8	19.015	15.170	14.805	48.990
9	19.208	15.140	14.735	49.083
10	18.991	15.124	14.831	48.946
11	19.289	15.112	15.621	50.022
12	19.353	15.251	14.843	49.447

Laps	Sector 1	Sector 2	Sector 3	Lap Time
13	19.239	15.408	15.290	49.937

No.244 Maloney Zane				
Laps	Sector 1	Sector 2	Sector 3	Lap Time
1	20.021	15.523	15.116	50.660
2	19.202	15.051	14.682	48.935
3	19.066	15.110	15.133	49.309
4	19.183	14.973	14.665	48.821
5	19.071	14.994	14.717	48.782
6	19.099	15.000	14.660	48.759
7	19.079	15.075	14.785	48.939
8	19.329	15.176	14.774	49.279
9	19.208	15.016	14.785	49.009
10	19.036	15.119	14.869	49.024
11	19.223	15.067	14.873	49.163

No.248 Lee Frederick				
Laps	Sector 1	Sector 2	Sector 3	Lap Time
1	21.089	17.431	15.978	54.498
2	20.015	16.381	15.181	51.577
3	19.488	15.689	14.941	50.118
4	19.485	16.055	15.068	50.608
5	19.450	15.423	15.003	49.876
6	19.692	16.266	15.338	51.296
7	21.186	16.942	15.473	53.601
8	20.918	16.841	15.634	53.393
9	20.931	16.452	15.589	52.972
10	20.357	16.378	15.413	52.148
11	20.117	16.372	15.461	51.950
12	20.286	16.633	15.422	52.341
13	20.675	16.823	15.709	53.207

No.250 Anderutti Leandro				
Laps	Sector 1	Sector 2	Sector 3	Lap Time
1	21.455	17.600	16.127	55.182
2	19.672	15.328	15.570	50.570
3	19.470	15.774	15.032	50.276
4	19.227	14.919	14.721	48.867
5	19.095	14.918	14.782	48.795
6	19.137	15.022	15.558	49.717
7	19.671	15.140	14.982	49.793
8	19.154	14.981	15.180	49.315
9	19.061	14.939	14.923	48.923
10	19.118	14.829	14.800	48.747
11	19.133	14.930	14.762	48.825
12	19.164	15.172	15.752	50.088
13	19.428	15.115	15.264	49.807

No.252 Moser Timo				
Laps	Sector 1	Sector 2	Sector 3	Lap Time
1	20.904	17.010	16.013	53.927
2	20.106	15.708	15.033	50.847

Laps	Sector 1	Sector 2	Sector 3	Lap Time
3	19.492	15.409	16.126	51.027

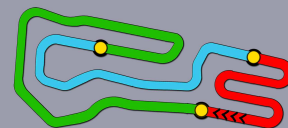
No.245 (unlabeled)				
Laps	Sector 1	Sector 2	Sector 3	Lap Time
4	19.517	15.349	14.946	49.812
5	19.297	15.199	14.844	49.340
6	19.167	15.131	14.871	49.169
7	19.290	15.169	14.931	49.390
8	19.163	15.160	15.492	49.815
9	19.215	15.002	14.799	49.016
10	19.267	15.027	14.977	49.271
11	19.651	15.957	15.659	51.267
12	19.510	15.650	15.121	50.281
13	19.365	15.226	14.938	49.529

No.253 Nielsen Nicklas				
Laps	Sector 1	Sector 2	Sector 3	Lap Time
1	19.723	15.324	14.895	49.942
2	19.196	15.107	14.739	49.042
3	19.087	14.963	14.697	48.747
4	18.935	14.930	14.675	48.540
5	19.012	15.004	14.672	48.688
6	19.004	15.041	14.680	48.725
7	19.153	15.078	14.756	48.987
8	19.287	15.157	14.782	49.226
9	19.113	15.004	14.752	48.869
10	19.039	15.055	14.839	48.933
11	19.049	15.080	14.816	48.945
12	19.107	15.103	14.865	49.075
13	19.153	15.225	14.951	49.329

No.254 Van der Helm Tijmen				
Laps	Sector 1	Sector 2	Sector 3	Lap Time
1	21.278	16.543	15.380	53.201
2	19.306	15.407	15.415	50.128
3	19.261	15.061	15.470	49.792
4	19.038	15.120	14.891	49.049
5	19.078	14.950	14.712	48.740
6	19.067	14.985	15.446	49.498
7	19.135	17.583	15.426	52.144
8	19.484	15.458	14.969	49.911

No.258 Carenini Danny				
Laps	Sector 1	Sector 2	Sector 3	Lap Time
1	20.058	15.713	15.261	51.032
2	19.302	15.073	14.767	49.142
3	19.101	14.998	14.797	48.896
4	19.367	14.973	15.064	49.404
5	19.188	15.102	14.939	49.229
6	19.137	15.129	14.768	49.034
7	19.072	15.133	14.857	49.062
8	19.284	15.203	15.292	49.779
9	19.131	15.161	14.942	49.234





OK

Qualifying Heats B-D Analysis

For information purposes. No official / regulatory value

Laps	Sector 1	Sector 2	Sector 3	Lap Time
10	19.106	15.244	15.422	49.772
11	19.140	15.089	15.316	49.545
12	19.317	15.152	15.069	49.538
13	19.188	15.121	15.080	49.389

No.259 Mateusz Kaprzyk				
Laps	Sector 1	Sector 2	Sector 3	Lap Time
1	21.479	16.934	15.710	54.123
2	19.564	15.987	15.642	51.193
3	19.551	15.321	14.730	49.602
4	19.331	15.155	14.664	49.150
5	19.193	15.162	15.196	49.551
6	19.475	15.296	14.901	49.672
7	19.236	15.168	15.542	49.946
8	19.297	15.216	14.750	49.263
9	19.230	15.264	15.186	49.680
10	19.274	15.031	14.717	49.022
11	19.119	15.002	14.805	48.926
12	19.210	15.075	15.180	49.465
13	19.507	15.225	15.024	49.756

No.266 Marseglia Leonardo				
Laps	Sector 1	Sector 2	Sector 3	Lap Time
1	20.674	16.392	15.166	52.232
2	19.462	15.333	14.854	49.649
3	19.365	15.879	15.810	51.054
4	19.456	15.192	14.912	49.560
5	19.126	15.070	15.055	49.251
6	19.104	15.010	14.589	48.703
7	20.914	15.566	15.028	51.508
8	19.192	15.245	14.739	49.176
9	19.123	15.179	14.634	48.936
10	18.972	15.133	15.057	49.162
11	19.044	15.435	14.758	49.237
12	19.060	15.196	14.809	49.065
13	19.273	15.240	15.164	49.677

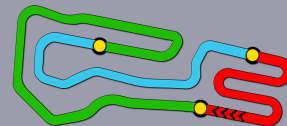
No.267 Vaskelis Kaspasas				
Laps	Sector 1	Sector 2	Sector 3	Lap Time
1	21.129	17.035	15.649	53.813
2	19.610	16.592	15.379	51.581
3	19.672	15.340	14.802	49.814
4	19.159	15.156	14.795	49.110
5	19.147	15.063	14.964	49.174
6	19.156	15.545	15.760	50.461
7	19.658	15.545	14.797	50.000
8	19.573	15.785	15.147	50.505
9	19.126	15.088	14.872	49.086
10	19.184	15.119	15.955	50.258
11	19.768	15.713	15.358	50.839

Laps	Sector 1	Sector 2	Sector 3	Lap Time
12	19.985	15.927	15.160	51.072
13	19.398	15.351	15.105	49.854

No.270 Hayes Ross				
Laps	Sector 1	Sector 2	Sector 3	Lap Time
1	21.026	16.884	15.628	53.538
2	19.564	15.703	15.500	50.767
3	19.846	15.712	14.987	50.545
4	19.855	15.075	14.644	49.574
5	19.314	14.967	14.635	48.916
6	19.253	15.023	14.926	49.202
7	19.342	15.075	14.772	49.189
8	19.410	15.199	15.394	50.003
9	19.516	15.307	14.864	49.687
10	19.210	15.052	14.630	48.892
11	19.189	15.047	14.906	49.142
12	19.262	15.128	14.834	49.224
13	19.327	15.165	15.105	49.597

No.272 Thompson Harry				
Laps	Sector 1	Sector 2	Sector 3	Lap Time
1	20.576	16.644	15.644	52.864
2	19.452	15.232	14.684	49.368
3	19.072	15.190	14.808	49.070
4	19.306	15.081	14.845	49.232
5	19.058	14.908	14.635	48.601
6	19.014	14.972	14.776	48.762
7	19.101	14.943	14.919	48.963





OK

Qualifying Heats B-D Starting Grid

Document 21.1 OFFICIAL

				18	248 Lee Frederick Crg / Tm / Bridgestone	
238	Milell Noah Tony Kart / Vortex / Bridgestone		55 Points	17	272 Thompson Harry Fa Alonso / Vortex / Bridgestone	
252	Moser Timo Tony Kart / Vortex / Bridgestone		120 Points	16	219 Seppanen Elias Exprit / Tm / Bridgestone	
270	Hayes Ross Energy / Parilla / Bridgestone		74 Points	15	227 Enders Paul Crg / lame / Bridgestone	
213	Armellin Andrea Tony Kart / Vortex / Bridgestone		112 Points	14	267 Vaskelis Kasparas Kr / Parilla / Bridgestone	
212	Nyberg Tobias Tony Kart / Vortex / Bridgestone		85 Points	13	Fritsch Valentino Birel Art / Tm / Bridgestone	
250	Anderruti Leandro Tony Kart / Vortex / Bridgestone			12	240 Grinbergas Gustas Birel Art / Tm / Bridgestone	
223	Alakulppi Eetu Haase / Parilla / Bridgestone		77 Points	11	211 Nord Gabriel Tony Kart / Vortex / Bridgestone	
259	Mateusz Kaprzyk Kosmic / Vortex / Bridgestone		115 Points	10	243 Settimo Marco Rk / Tm / Bridgestone	
239	Kacovsky Matej Birel Art / Tm / Bridgestone		84 Points	9	Marseglia Leonardo Kr / Parilla / Bridgestone	
207	Guidetti Jacopo Brm / Tm / Bridgestone		114 Points	8	254 Van der Helm Tijmen Tony Kart / Vortex / Bridgestone	
232	Colapinto Franco Crg / Parilla / Bridgestone		62 Points	7	241 Coluccio Luigi Birel Art / Tm / Bridgestone	
222	Fraisse Vincent Sodikart / Tm / Bridgestone		64 Points	6	202 Hodgson Oliver Birel / Parilla / Bridgestone	
204	Joyner Tom Sodikart / Tm / Bridgestone		44 Points	5	229 Meyer Kilian Crg / Tm / Bridgestone	
225	Pescador Jorge Praga / Tm / Bridgestone		29 Points	4	201 Vidales Ajenjo David Tony Kart / Vortex / Bridgestone	
208	Zug Marius Kr / Parilla / Bridgestone		26 Points	3	258 Carenini Danny Tony Kart / Vortex / Bridgestone	
244	Maloney Zane Fa Alonso / Vortex / Bridgestone		48 Points	2	216 Edgar Jonny Exprit / Tm / Bridgestone	
221	Stanek Roman Kosmic / Vortex / Bridgestone		14 Points	1	253 Nielsen Nicklas Tony Kart / Vortex / Bridgestone	

POLE POSITION



Start : 17/02 - 15:50 13 Laps = 15,600 Km

23rd WINTER CUP (ITA) 15-18/02/2018

FICR

Page 1 / 1

Apex Timing

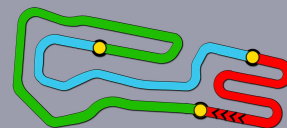


Scan this QR code for live timing



Timing service and charts editing provided by:

**Federazione Italiana
Cronometristi**



Qualifying Heats A-D

Document 28.1 OFFICIAL

OK DEF. RESULTS

Rnk	No.	Entrant	Nat E.	Driver	Nat D.	Equipment	Time	Laps	Best Lap	Gap	Interv.	Sector 1	Sector 2	Sector 3	Penalty	Points
1	264	KR MOTOR SPORT	ITA	Trvisanutto Lorenzo	ITA	Kr / Parilla / Bridgestone	10:28.136	13	47.742			18.810	14.659	14.273		0
2	244	RICKY FLYNN MOTORSPORT	GBR	Maloney Zane	GBR	Fa Alonso / Vortex / Bridgestone	10:34.577	13	48.131	6.441	6.441	18.859	14.822	14.450		2
3	221	KOSMIC RACING DEPARTEME	CZE	Stanek Roman	CZE	Kosmic / Vortex / Bridgestone	10:34.683	13	48.011	6.547	0.106	18.852	14.753	14.406		3
4	225	PRAGA RACING TEAM	CZE	Pescador Jorge	CZE	Praga / Tm / Bridgestone	10:35.226	13	48.101	7.090	0.543	18.901	14.795	14.405		4
5	265	KR MOTOR SPORT	SWE	Michelotto Mattia	ITA	Kr / Parilla / Bridgestone	10:37.010	13	48.209	8.874	1.784	18.929	14.855	14.425		5
6	218	FORZA RACING	GBR	Patterson Dexter	GBR	Exprit / Tm / Bridgestone	10:38.159	13	48.242	10.023	1.149	18.958	14.846	14.438		6
7	208	TB RACING TEAM	GER	Zug Marius	GER	Kr / Parilla / Bridgestone	10:38.237	13	48.043	10.101	0.078	18.937	14.777	14.329		7
8	204	SODIKART	GBR	Joyner Tom	GBR	Sodikart / Tm / Bridgestone	10:38.389	13	48.046	10.253	0.152	18.857	14.851	14.338		8
9	222	SODIKART	GBR	Fraisse Vincent	GBR	Sodikart / Tm / Bridgestone	10:38.542	13	48.185	10.406	0.153	18.892	14.879	14.414		9
10	249	KSB RACING TEAM	DEN	Rossel Kevin	DEN	Kosmic / Vortex / Bridgestone	10:39.174	13	48.243	11.038	0.632	18.898	14.863	14.482		10
11	255	KSM SCHUMACHER RACING	ITA	Bizzotto Leonardo	ITA	Tony Kart / Vortex / Bridgestone	10:41.075	13	48.271	12.939	1.901	18.928	14.842	14.501		11
12	232	CRG SPA	ARG	Colapinto Franco	ARG	Crg / Parilla / Bridgestone	10:42.139	13	48.302	14.003	1.064	19.010	14.826	14.466		12
13	215	SPEED KART	POL	Szczurek Kacper	POL	Kosmic / Vortex / Bridgestone	10:43.161	13	48.223	15.025	1.022	18.962	14.863	14.398		13
14	233	CRG SPA	ITA	Rosso Andrea	ITA	Crg / lame / Bridgestone	10:43.657	13	48.122	15.521	0.496	18.900	14.811	14.411		14
15	268	UNOMATRICULA K-TEAM	ESP	Lahoz Lopez	ESP	Tony Kart / lame / Bridgestone	10:44.086	13	48.392	15.950	0.429	19.037	14.911	14.444		15
16	226	M2 RACING KARTS	ESP	Sagrera Javier	ESP	Crg / Parilla / Bridgestone	10:44.640	13	48.225	16.504	0.554	18.944	14.822	14.459		16
17	238	TONY KART RACING TEAM	SWE	Milell Noah	SWE	Tony Kart / Vortex / Bridgestone	10:44.721	13	48.142	16.585	0.081	19.011	14.766	14.365		17
18	257	KSM SCHUMACHER RACING	CHE	Ferati Jasin	CHE	Tony Kart / Vortex / Bridgestone	10:44.903	13	48.306	16.767	0.182	18.971	14.856	14.479		18
19	239	BIREL ART RACING	CZE	Kacovsky Matej	CZE	Birel Art / Tm / Bridgestone	10:45.277	13	48.211	17.141	0.374	18.958	14.775	14.478		19
20	269	KSB RACING TEAM	DEN	Fredrik Kikkenbourg	DEN	Kosmic / Vortex / Bridgestone	10:46.334	13	48.271	18.198	1.057	18.918	14.860	14.493		20
21	228	CRG SPA	ITA	Bradshaw Callum	GBR	Crg / Tm / Bridgestone	10:37.260	13	48.129	19.124	0.926	18.881	14.835	14.413	+10.000	21
22	220	KOSMIC RACING DEPARTEME	SWE	Gustafsson Viktor	SWE	Kosmic / Vortex / Bridgestone	10:39.422	13	48.248	21.286	2.162	18.933	14.831	14.484	+10.000	22
23	270	ENERGY CORSE SRL	IRL	Hayes Ross	IRL	Energy / Parilla / Bridgestone	10:49.498	13	48.369	21.362	0.076	19.039	14.870	14.460		23
24	212	NYBERG KJETIL	NOR	Nyberg Tobias	NOR	Tony Kart / Vortex / Bridgestone	10:49.796	13	48.340	21.660	0.298	18.966	14.876	14.498		24
25	203	PF INTERNATIONAL KARTING	GBR	Tillett Archie	GBR	Birel / Parilla / Bridgestone	10:49.860	13	48.394	21.724	0.064	19.035	14.927	14.432		25
26	214	TK RACING	NOR	Jakobsen Jenny	NOR	Fa Kart / Tm / Bridgestone	10:52.105	13	48.738	23.969	2.245	19.085	14.962	14.691		26
27	256	KSB RACING TEAM	CHE	Muth Lukas	CHE	Kosmic / Vortex / Bridgestone	10:42.736	13	48.396	24.600	0.631	19.023	14.905	14.468	+10.000	27
28	213	WARD RACING	SWE	Armellin Andrea	ITA	Tony Kart / Vortex / Bridgestone	10:51.185	13	48.359	33.049	8.449	19.044	14.901	14.414	+10.000	28
29	236	MARKUS SEBASTIAN STRAUB	CHE	Pascal Von Allmen	CHE	Sodikart / Tm / Bridgestone	11:02.716	13	48.873	34.580	1.531	19.208	15.004	14.661		29
30	252	MOSER ANITA	CHE	Moser Timo	CHE	Tony Kart / Vortex / Bridgestone	10:53.788	13	48.764	35.652	1.072	19.124	14.951	14.689	+10.000	30
31	223	ALAKULPPI MARKKU	FIN	Alakulppi Eetu	FIN	Haase / Parilla / Bridgestone	9:59.299	12	48.335	1 Lap	1 Lap	19.007	14.870	14.458		31
32	207	BRM RACING	ITA	Guidetti Jacopo	ITA	Brm / Tm / Bridgestone	7:30.397	9	48.251	4 Laps	3 Laps	18.903	14.875	14.473		32
33	261	WARD RACING	SWE	Jansson Rasmus	SWE	Tony Kart / Vortex / Bridgestone	3:32.966	4	50.476	9 Laps	5 Laps	19.416	15.720	15.340		33
34	259	SPEED KART	POL	Mateusz Kaprzyk	POL	Kosmic / Vortex / Bridgestone	2:40.697	3	50.142	10 Laps	1 Lap	19.438	15.234	15.470		34
35	250	S.R.T.MOTORSPORT	CHE	Anderruti Leandro	CHE	Tony Kart / Vortex / Bridgestone	1:16.758	1	1:12.713	12 Laps	2 Laps	22.145	17.691	32.877		35

No.228 Bradshaw Callum : Time penalty of 10". According to steward's decision n°89

No.220 Gustafsson Viktor : Time penalty of 10". According to steward's decision n°90

No.256 Muth Lukas : Time penalty of 10". According to steward's decision n°91

No.213 Armellin Andrea : Time penalty of 10". According to steward's decision n°92

No.252 Moser Timo : Time penalty of 10". According to steward's decision n°93

Leaders : No.264 Trvisanutto Lorenzo (1-13)

Start Time : 17/02 - 13:54:21

Best Lap : No.264 Trvisanutto Lorenzo 47.742 90,48 Kph

Weather : Slightly cloudy Air : 5°C Track : Dry

Event Record : No.264 Trvisanutto Lorenzo 47.454 91,03 Kph

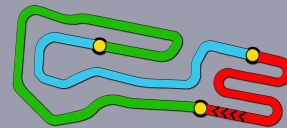


Scan this QR code for live timing



Timing service and charts editing provided by:

Federazione Italiana Cronometristi



OK

Qualifying Heats A-D Lap Chart

For information purposes. No official / regulatory value

	1	2	3	4	5	6	7	8	9	10	11	12	13	14	15	16	17	18	19	20	21	22	23	24	25	26	27	28	29	30	31	32	33	34	35
Grid	264	221	265	244	228	208	218	225	256	204	249	222	220	232	257	207	233	239	268	259	226	223	215	250	255	212	269	213	203	270	261	252	214	238	236
Start	264	265	228	221	244	218	208	225	256	204	249	222	232	220	207	239	257	233	268	226	215	259	255	223	269	203	212	250	213	261	270	214	238	252	236
Lap 1 Interval	264	265	228	221	244	218	225	208	249	204	222	256	232	220	268	257	239	215	207	255	233	269	226	223	203	270	212	259	213	238	261	252	214	236	230 3.5
Lap 2	264	228	265	244	221	218	225	208	204	222	249	256	268	220	232	239	257	215	255	207	233	226	223	203	212	270	269	259	238	213	252	214	261	236	11.0
Lap 3	264	228	265	244	218	225	221	208	204	222	249	256	220	268	232	239	257	255	215	233	207	226	223	203	212	270	269	238	213	239	214	261	252	236	9.7
Lap 4	264	228	265	244	218	225	221	208	204	222	249	256	220	268	232	239	255	257	215	233	226	223	207	212	203	270	269	238	213	214	252	261	236	8.5	
Lap 5	264	265	228	244	225	218	221	208	204	222	249	256	220	268	232	239	255	215	233	257	226	223	207	212	238	270	269	203	213	214	252	236	8.3		
Lap 6	264	265	244	228	221	225	218	208	204	222	249	256	220	268	232	239	255	215	233	226	257	223	207	212	238	270	269	213	203	214	252	236	8.4		
Lap 7	264	265	244	228	221	225	218	204	208	222	249	220	256	268	232	239	255	215	233	226	257	207	212	238	223	270	269	213	203	214	252	236	8.5		
Lap 8	264	244	265	221	228	225	218	208	204	222	249	220	256	232	268	239	255	215	233	226	257	207	238	223	269	212	270	213	203	214	252	236	8.5		
Lap 9	264	244	221	225	265	228	218	208	204	222	249	220	232	255	256	215	268	233	226	257	239	207	238	223	269	270	213	212	203	214	252	236	8.6		
Lap 10	264	244	221	225	218	265	228	208	204	222	249	220	255	232	215	256	268	233	226	257	238	239	223	269	270	212	203	213	214	252	236	8.9			
Lap 11	264	244	221	225	265	228	218	208	204	222	249	220	255	232	256	215	268	233	226	238	257	239	223	269	270	212	203	213	214	252	236	8.9			
Lap 12	264	244	221	225	265	228	218	208	204	222	249	220	255	232	256	215	233	268	226	238	257	239	269	223	270	212	203	213	214	252	236	8.8			
Lap 13	264	244	221	225	265	228	218	208	204	222	249	220	255	232	256	215	233	268	226	238	257	239	269	270	212	203	213	214	252	236	8.9				

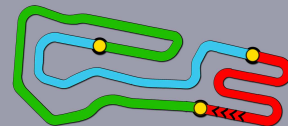


Scan this QR code for live timing



Timing service and charts editing provided by:

Federazione Italiana Cronometristi



OK

Qualifying Heats A-D Analysis

For information purposes. No official / regulatory value

Laps	Sector 1	Sector 2	Sector 3	Lap Time
No.203 Tillet Archie				
1	21.612	17.153	16.313	55.078
2	19.497	15.796	14.940	50.233
3	19.253	15.238	14.597	49.088
4	19.451	15.886	15.258	50.595
5	19.059	15.148	16.030	50.237
6	19.592	15.126	15.605	50.323
7	19.116	14.996	14.566	48.678
8	19.081	15.014	14.469	48.564
9	19.032	15.009	14.507	48.548
10	19.185	15.005	14.581	48.771
11	19.018	14.979	14.488	48.485
12	19.035	14.927	14.432	48.394
13	18.974	14.991	15.115	49.080

Laps	Sector 1	Sector 2	Sector 3	Lap Time
No.204 Joyner Tom				
1	21.099	16.166	14.899	52.164
2	19.501	15.278	14.620	49.399
3	19.080	15.052	14.517	48.649
4	18.963	14.954	14.485	48.402
5	18.970	14.923	14.489	48.382
6	19.513	15.377	14.647	49.537
7	18.911	14.930	14.697	48.538
8	19.435	15.379	14.790	49.604
9	18.937	14.888	14.374	48.199
10	18.846	14.884	14.654	48.384
11	18.857	14.851	14.338	48.046
12	18.888	14.814	14.423	48.125
13	18.918	14.882	14.905	48.705

Laps	Sector 1	Sector 2	Sector 3	Lap Time
No.207 Guidetti Jacopo				
1	21.876	16.809	16.245	54.930
2	19.744	15.698	15.026	50.468
3	19.121	15.115	15.408	49.644
4	19.749	15.351	15.391	50.491
5	19.047	14.926	14.529	48.502
6	18.984	14.898	14.557	48.439
7	19.114	15.081	14.491	48.686
8	18.903	14.875	14.473	48.251
9	18.923	14.952	14.479	48.354

Laps	Sector 1	Sector 2	Sector 3	Lap Time
No.208 Zug Marius				
1	20.892	15.976	14.825	51.693
2	19.198	15.240	14.723	49.161
3	19.027	15.082	14.588	48.697
4	19.083	15.244	14.706	49.033
5	18.979	14.939	14.450	48.368

Laps	Sector 1	Sector 2	Sector 3	Lap Time
6	19.576	15.040	14.900	49.516
7	19.083	14.815	15.133	49.031
8	19.208	15.315	14.602	49.125
9	18.957	14.903	14.400	48.260
10	18.840	14.885	14.531	48.256
11	18.937	14.777	14.329	48.043
12	18.872	14.949	14.549	48.370
13	18.872	14.916	14.914	48.702

Laps	Sector 1	Sector 2	Sector 3	Lap Time
No.212 Nyberg Tobias				
1	21.651	17.306	16.409	55.366
2	19.539	15.668	15.231	50.438
3	19.133	15.014	14.719	48.866
4	19.088	15.656	14.935	49.679
5	19.101	15.018	14.537	48.656
6	19.000	14.932	14.572	48.504
7	18.990	15.443	14.939	49.372
8	19.030	14.885	15.779	49.694
9	19.665	15.206	15.632	50.503
10	19.150	14.854	14.639	48.643
11	18.966	14.876	14.498	48.340
12	18.983	14.855	14.522	48.360
13	19.081	14.913	15.428	49.422

Laps	Sector 1	Sector 2	Sector 3	Lap Time
No.213 Armellin Andrea				
1	21.671	17.176	16.594	55.441
2	19.951	15.561	15.663	51.175
3	19.352	15.364	15.002	49.718
4	19.653	15.411	14.593	49.657
5	19.170	15.094	14.626	48.890
6	19.729	15.065	14.798	49.592
7	19.162	14.950	14.458	48.570
8	19.054	14.952	14.416	48.422
9	19.115	15.005	15.016	49.136
10	19.650	15.337	14.852	49.839
11	19.543	15.417	14.730	49.690
12	19.129	14.965	14.401	48.495
13	19.044	14.901	14.414	48.359

Laps	Sector 1	Sector 2	Sector 3	Lap Time
No.214 Jakobsen Jenny				
1	21.557	17.465	16.842	55.864
2	19.960	15.711	15.212	50.883
3	19.537	15.484	14.882	49.903
4	19.246	15.497	14.834	49.577
5	19.105	15.090	14.734	48.929
6	19.143	14.983	15.351	49.477
7	19.281	14.989	14.664	48.934

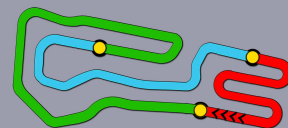
Laps	Sector 1	Sector 2	Sector 3	Lap Time
8	19.106	14.977	14.681	48.764
9	19.141	14.972	14.732	48.845
10	19.061	14.987	14.702	48.750
11	19.374	15.283	15.176	49.833
12	19.170	14.928	14.705	48.803
13	19.085	14.962	14.691	48.738

Laps	Sector 1	Sector 2	Sector 3	Lap Time
No.215 Szczurek Kacper				
1	21.419	16.705	15.534	53.658
2	19.358	15.797	15.214	50.369
3	19.336	15.059	14.943	49.338
4	19.142	14.925	14.639	48.706
5	19.077	14.902	14.465	48.444
6	19.099	14.898	14.475	48.472
7	19.008	14.860	14.424	48.292
8	18.967	14.936	14.483	48.386
9	19.027	15.018	14.921	48.966
10	19.183	15.088	14.472	48.743
11	19.898	15.394	14.704	49.996
12	18.964	14.854	14.478	48.296
13	18.962	14.863	14.398	48.223

Laps	Sector 1	Sector 2	Sector 3	Lap Time
No.218 Patterson Dexter				
1	20.472	15.478	14.786	50.736
2	19.216	15.188	14.721	49.125
3	19.151	15.217	14.896	49.264
4	19.133	15.006	14.560	48.699
5	19.054	14.894	14.908	48.856
6	20.095	15.128	14.534	49.757
7	18.993	14.865	14.581	48.439
8	18.968	14.882	14.452	48.302
9	18.958	14.846	14.438	48.242
10	18.959	14.842	14.888	48.689
11	19.413	14.973	14.471	48.857
12	18.997	14.914	14.461	48.372
13	19.024	14.869	15.065	48.958

Laps	Sector 1	Sector 2	Sector 3	Lap Time
No.220 Gustafsson Viktor				
1	21.559	16.336	15.562	53.457
2	19.593	15.211	14.931	49.735
3	19.210	14.980	14.622	48.812
4	19.011	14.902	14.585	48.498
5	18.925	14.877	14.500	48.302
6	18.933	14.831	14.484	48.248
7	19.098	14.860	14.496	48.454
8	18.950	15.643	15.027	49.620
9	19.099	14.853	14.552	48.504





OK

Qualifying Heats A-D Analysis

For information purposes. No official / regulatory value

Laps	Sector 1	Sector 2	Sector 3	Lap Time
2	19.763	15.496	15.605	50.864
3	19.420	15.266	14.637	49.323
4	18.918	14.986	15.452	49.356
5	19.059	14.935	14.598	48.592
6	19.011	14.766	14.365	48.142
7	18.922	15.052	15.071	49.045
8	18.948	14.842	14.487	48.277
9	18.943	14.783	14.416	48.142
10	18.932	14.772	14.457	48.161
11	18.996	14.793	14.590	48.379
12	18.967	14.819	14.405	48.191
13	18.904	14.856	14.731	48.491

No.239 Kacovsky Matej				
1	21.835	16.601	15.718	54.154
2	19.326	15.610	15.015	49.951
3	19.214	14.976	14.730	48.920
4	19.061	14.888	14.678	48.627
5	19.182	14.832	14.645	48.659
6	18.997	14.871	14.614	48.482
7	18.958	14.775	14.478	48.211
8	18.961	14.818	14.943	48.722
9	19.702	15.707	16.069	51.478
10	19.139	15.005	15.949	50.093
11	19.171	14.851	14.566	48.588
12	19.070	14.823	14.591	48.484
13	18.894	14.837	14.496	48.227

No.244 Maloney Zane				
1	20.183	15.503	14.855	50.541
2	19.158	15.127	14.850	49.135
3	19.148	15.217	14.658	49.023
4	18.945	14.910	14.599	48.454
5	19.201	15.187	15.057	49.445
6	19.032	14.889	14.482	48.403
7	18.984	14.859	14.504	48.347
8	18.940	14.817	14.541	48.298
9	18.938	14.805	14.438	48.181
10	18.859	14.822	14.450	48.131
11	18.915	14.832	14.478	48.225
12	18.879	14.828	14.429	48.136
13	18.909	14.858	14.671	48.438

No.249 Rossel Kevin				
1	20.944	16.082	14.950	51.976
2	19.911	15.497	14.705	50.113
3	19.129	15.090	14.589	48.808

Laps	Sector 1	Sector 2	Sector 3	Lap Time
4	19.055	14.987	14.581	48.623
5	18.998	14.934	14.588	48.520
6	19.001	15.140	14.660	48.801
7	18.993	15.036	14.603	48.632
8	19.220	15.549	15.082	49.851
9	19.016	14.861	14.561	48.438
10	18.940	14.877	14.488	48.305
11	18.898	14.863	14.482	48.243
12	18.999	14.853	14.424	48.276
13	18.968	14.848	14.454	48.270

No.250 Anderruti Leandro				
1	22.145	17.691	32.877	1:12.713

No.252 Moser Timo				
1	21.330	17.699	16.333	55.362
2	19.711	15.757	15.549	51.017
3	19.547	16.163	15.318	51.028
4	19.612	15.628	15.194	50.434
5	19.357	15.097	14.902	49.356
6	19.239	14.980	14.752	48.971
7	19.208	14.973	14.774	48.955
8	19.135	14.921	14.793	48.849
9	19.191	15.023	14.681	48.895
10	19.124	14.951	14.689	48.764
11	19.213	15.155	14.818	49.186
12	19.239	14.985	14.750	48.974
13	19.232	14.962	14.742	48.936

No.255 Bizzotto Leonardo				
1	21.562	16.804	15.967	54.333
2	19.409	15.177	15.234	49.820
3	19.228	15.138	14.696	49.062
4	18.976	14.859	14.623	48.458
5	19.033	14.901	14.465	48.399
6	18.943	14.841	14.547	48.331
7	18.928	14.842	14.501	48.271
8	18.952	14.906	14.578	48.436
9	19.253	14.875	14.757	48.885
10	19.233	14.879	14.563	48.675
11	18.955	14.836	14.542	48.333
12	18.950	14.826	14.562	48.338
13	18.989	14.875	14.510	48.374

No.256 Muth Lukas				
1	21.409	16.246	15.448	53.103
2	19.350	15.314	14.673	49.337
3	19.133	15.138	14.600	48.871

Laps	Sector 1	Sector 2	Sector 3	Lap Time
4	19.162	14.987	14.476	48.625
5	19.140	14.983	14.595	48.718
6	19.004	15.050	14.576	48.630
7	19.443	15.026	14.441	48.910
8	19.067	15.475	14.929	49.471
9	19.473	14.998	15.413	49.884
10	19.495	15.176	14.559	49.230
11	19.355	14.912	14.606	48.873
12	19.023	14.905	14.468	48.396
13	19.118	14.931	14.473	48.522

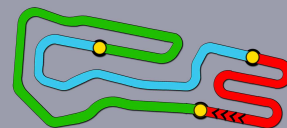
No.257 Ferati Jasjn				
1	21.694	16.521	15.563	53.778
2	19.430	16.022	15.140	50.592
3	19.229	15.088	14.727	49.044
4	19.020	14.982	15.024	49.026
5	19.311	15.012	15.517	49.840
6	19.014	14.912	14.842	48.768
7	19.162	14.923	14.535	48.620
8	18.971	14.856	14.479	48.306
9	19.004	14.848	14.835	48.687
10	19.187	15.305	15.415	49.907
11	19.002	14.893	14.898	48.793
12	19.081	14.904	14.464	48.449
13	18.910	14.915	14.513	48.338

No.259 Mateusz Kaprzyk				
1	21.779	17.648	16.857	56.284
2	19.622	15.718	15.650	50.990
3	19.438	15.234	15.470	50.142

No.261 Jansson Rasmus				
1	21.637	17.389	16.571	55.597
2	19.886	15.927	16.108	51.921
3	19.416	15.720	15.340	50.476
4	19.561	15.675	15.346	50.582

No.264 Travanutto Lorenzo				
1	19.518	15.164	14.644	49.326
2	19.235	15.071	14.669	48.975
3	19.104	14.945	14.523	48.572
4	19.063	14.845	14.372	48.280
5	18.909	14.813	14.363	48.085
6	18.893	14.827	14.337	48.057
7	18.949	14.807	14.330	48.086
8	18.857	14.737	14.342	47.936
9	18.853	14.699	14.334	47.886
10	18.810	14.659	14.273	47.742





OK

Qualifying Heats A-D Analysis

For information purposes. No official / regulatory value

Laps	Sector 1	Sector 2	Sector 3	Lap Time
11	18.963	14.706	14.330	47.999
12	18.858	14.680	14.338	47.876
13	18.791	14.672	14.281	47.744

No.265 Michelotto Mattia				
Laps	Sector 1	Sector 2	Sector 3	Lap Time
1	19.880	15.360	14.854	50.094
2	19.215	15.139	15.225	49.579
3	19.223	14.959	14.678	48.860
4	18.985	14.959	14.806	48.750
5	19.204	15.027	14.988	49.219
6	19.046	14.864	14.566	48.476
7	18.977	14.789	14.506	48.272
8	18.955	14.814	14.826	48.595
9	19.118	14.817	15.248	49.183
10	18.995	14.862	15.468	49.325
11	19.047	14.906	14.608	48.561
12	18.929	14.855	14.425	48.209
13	18.928	14.836	14.482	48.246

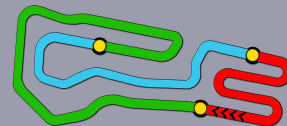
No.268 Lahoz Lopez				
Laps	Sector 1	Sector 2	Sector 3	Lap Time
1	21.369	16.472	15.427	53.268
2	19.551	15.358	14.696	49.605
3	19.471	15.019	14.613	49.103
4	19.087	14.956	14.520	48.563
5	19.037	14.994	14.519	48.550
6	19.057	14.874	14.554	48.485
7	19.055	14.961	14.473	48.489
8	18.982	15.140	15.223	49.345
9	19.607	14.956	15.119	49.682
10	19.389	15.227	14.528	49.144
11	19.458	15.517	14.654	49.629
12	19.107	14.907	14.943	48.957
13	19.037	14.911	14.444	48.392

No.269 Frederik Kikkenbourg				
Laps	Sector 1	Sector 2	Sector 3	Lap Time
1	21.443	17.021	15.950	54.414
2	19.982	16.428	15.891	52.301
3	19.272	15.083	14.673	49.028
4	19.080	15.287	15.505	49.872
5	19.055	15.252	15.113	49.420
6	19.088	14.876	14.505	48.469
7	19.104	14.915	14.569	48.588
8	18.990	14.947	14.872	48.809
9	19.030	14.818	14.522	48.370
10	18.985	14.879	14.618	48.482
11	19.022	14.870	14.455	48.347
12	18.918	14.860	14.493	48.271

Laps	Sector 1	Sector 2	Sector 3	Lap Time
13	18.964	14.890	14.493	48.347

No.270 Hayes Ross				
Laps	Sector 1	Sector 2	Sector 3	Lap Time
1	21.606	16.957	16.099	54.662
2	19.815	15.705	15.232	50.752
3	19.263	15.090	14.618	48.971
4	19.098	15.615	15.390	50.103
5	19.121	15.009	15.148	49.278
6	19.133	14.916	14.577	48.626
7	19.127	14.928	14.493	48.548
8	19.069	14.991	15.142	49.202
9	19.511	15.367	15.237	50.115
10	19.103	14.906	14.460	48.469
11	19.039	14.870	14.460	48.369
12	19.138	14.948	14.459	48.545
13	19.192	14.944	15.261	49.397





OK

Qualifying Heats A-D Starting Grid

Document 20.1 OFFICIAL

				18	236 Pascal Von Allmen Sodikart / Tm / Bridgestone		109 Points
238	Milell Noah Tony Kart / Vortex / Bridgestone		55 Points	17	214 Jakobsen Jenny Fa Kart / Tm / Bridgestone		122 Points
252	Moser Timo Tony Kart / Vortex / Bridgestone		120 Points	16	261 Jansson Rasmus Tony Kart / Vortex / Bridgestone		118 Points
270	Hayes Ross Energy / Parilla / Bridgestone		74 Points	15	203 Tillet Archie Birel / Parilla / Bridgestone		119 Points
213	Armellin Andrea Tony Kart / Vortex / Bridgestone		112 Points	14	269 Frederik Kikkenbourg Kosmic / Vortex / Bridgestone		94 Points
212	Nyberg Tobias Tony Kart / Vortex / Bridgestone		85 Points	13	255 Bizzotto Leonardo Tony Kart / Vortex / Bridgestone		49 Points
250	Anderruti Leandro Tony Kart / Vortex / Bridgestone			12	215 Szczurek Kacper Kosmic / Vortex / Bridgestone		85 Points
223	Alakulppi Eetu Haase / Parilla / Bridgestone		77 Points	11	226 Sagrera Javier Crg / Parilla / Bridgestone		81 Points
259	Mateusz Kaprzyk Kosmic / Vortex / Bridgestone		115 Points	10	268 Lahoz Lopez Tony Kart / lame / Bridgestone		60 Points
239	Kacovsky Matej Birel Art / Tm / Bridgestone		84 Points	9	233 Rosso Andrea Crg / lame / Bridgestone		90 Points
207	Guidetti Jacopo Brm / Tm / Bridgestone		114 Points	8	257 Ferati Jasin Tony Kart / Vortex / Bridgestone		62 Points
232	Colapinto Franco Crg / Parilla / Bridgestone		62 Points	7	220 Gustafsson Viktor Kosmic / Vortex / Bridgestone		48 Points
222	Fraisse Vincent Sodikart / Tm / Bridgestone		64 Points	6	249 Rossel Kevin Kosmic / Vortex / Bridgestone		39 Points
204	Joyner Tom Sodikart / Tm / Bridgestone		44 Points	5	256 Muth Lukas Kosmic / Vortex / Bridgestone		123 Points
225	Pescador Jorge Praga / Tm / Bridgestone		29 Points	4	218 Patterson Dexter Exprit / Tm / Bridgestone		32 Points
208	Zug Marius Kr / Parilla / Bridgestone		26 Points	3	228 Bradshaw Callum Crg / Tm / Bridgestone		47 Points
244	Maloney Zane Fa Alonso / Vortex / Bridgestone		48 Points	2	265 Michelotto Mattia Kr / Parilla / Bridgestone		21 Points
221	Stanek Roman Kosmic / Vortex / Bridgestone		14 Points	1	264 Travanutto Lorenzo Kr / Parilla / Bridgestone		4 Points

POLE POSITION



Start : 17/02 - 13:50 13 Laps = 15,600 Km

23rd WINTER CUP (ITA) 15-18/02/2018

FICR

Page 1 / 1

Apex Timing

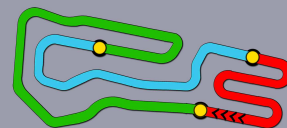


Scan this QR code for live timing



Timing service and charts editing provided by:

**Federazione Italiana
Cronometristi**



Qualifying Heats A-C

Document 27.1 OFFICIAL

OK DEF. RESULTS

Rnk	No.	Entrant	Nat E.	Driver	Nat D.	Equipment	Time	Laps	Best Lap	Gap	Interv.	Sector 1	Sector 2	Sector 3	Penalty	Points
1	264	KR MOTOR SPORT	ITA	Trvisanutto Lorenzo	ITA	Kr / Parilla / Bridgestone	10:30.952	13	47.827			18.851	14.745	14.231		0
2	209	TB RACING TEAM	DEU	Janker Hannes	DEU	Kr / Parilla / Bridgestone	10:31.119	13	47.749	0.167	0.167	18.733	14.738	14.278		2
3	231	CRG SPA	ITA	Hiltbrand Pedro	ESP	Crg / Tm / Bridgestone	10:31.860	13	47.912	0.908	0.741	18.700	14.761	14.451		3
4	265	KR MOTOR SPORT	SWE	Michelotto Mattia	ITA	Kr / Parilla / Bridgestone	10:34.130	13	48.062	3.178	2.270	18.872	14.766	14.424		4
5	235	LENNOX RACING TEAM	GBR	Ferrari Lorenzo	ITA	Exprit / Vortex / Bridgestone	10:35.765	13	48.285	4.813	1.635	19.007	14.853	14.425		5
6	228	CRG SPA	ITA	Bradshaw Callum	GBR	Crg / Tm / Bridgestone	10:35.979	13	48.015	5.027	0.214	18.840	14.809	14.366		6
7	218	FORZA RACING	GBR	Patterson Dexter	GBR	Exprit / Tm / Bridgestone	10:36.751	13	48.024	5.799	0.772	18.871	14.763	14.390		7
8	220	KOSMIC RACING DEPARTEME	ITA	Gustafsson Viktor	SWE	Kosmic / Vortex / Bridgestone	10:39.653	13	48.194	8.701	2.902	18.889	14.820	14.485		8
9	249	KSB RACING TEAM	ITA	Rossel Kevin	DNK	Kosmic / Vortex / Bridgestone	10:40.376	13	48.285	9.424	0.723	18.964	14.833	14.488		9
10	263	KR MOTOR SPORT	SWE	Gazil Ugo	ITA	Kr / Parilla / Bridgestone	10:41.523	13	48.317	10.571	1.147	18.944	14.926	14.447		10
11	257	KSM SCHUMACHER RACING	DEU	Ferati Jasin	CHE	Tony Kart / Vortex / Bridgestone	10:41.654	13	48.258	10.702	0.131	18.954	14.881	14.423		11
12	268	UNOMATRICULA K-TEAM	ESP	Lahoz Lopez	ESP	Tony Kart / lame / Bridgestone	10:41.737	13	48.244	10.785	0.083	18.983	14.853	14.408		12
13	237	COMANDUCCI CRISTIAN	ITA	Comanducci Cristian	ITA	Tony Kart / Vortex / Bridgestone	10:42.263	13	48.387	11.311	0.526	18.887	14.930	14.570		13
14	247	KOSKI MOTORSPORT	FIN	Saarijarvi Frans-Emil	FIN	Kosmic / Vortex / Bridgestone	10:42.413	13	48.278	11.461	0.150	18.989	14.880	14.409		14
15	255	KSM SCHUMACHER RACING	DEU	Bizzotto Leonardo	ITA	Tony Kart / Vortex / Bridgestone	10:43.102	13	48.330	12.150	0.689	18.960	14.876	14.494		15
16	262	KR MOTOR SPORT	SWE	Gerner Carl-anton	DNK	Kr / Parilla / Bridgestone	10:46.221	13	48.150	15.269	3.119	18.916	14.838	14.396		16
17	226	M2 RACING KARTS	ESP	Sagrera Javier	ESP	Crg / Parilla / Bridgestone	10:47.441	13	48.371	16.489	1.220	18.974	14.951	14.446		17
18	234	LENNOX RACING TEAM	GBR	Zagazeta Mathias	PER	Exprit / Vortex / Bridgestone	10:47.500	13	48.340	16.548	0.059	18.970	14.888	14.482		18
19	224	PRAGA RACING TEAM	ITA	Martinez Carles	ESP	Praga / Tm / Bridgestone	10:49.528	13	48.300	18.576	2.028	18.888	14.811	14.601		19
20	210	RMW MOTORSPORT	DEU	Schaller Marek	DEU	Kosmic / lame / Bridgestone	10:49.986	13	48.513	19.034	0.458	19.079	14.996	14.438		20
21	245	RICKY FLYNN MOTORSPORT	GBR	Skocdopole Dan	CZE	Fa Alonso / Vortex / Bridgestone	10:50.071	13	48.299	19.119	0.085	18.957	14.861	14.481		21
22	206	WARD RACING	ITA	Torreggiani Mathias	ITA	Tony Kart / Vortex / Bridgestone	10:50.180	13	48.407	19.228	0.109	18.985	14.882	14.540		22
23	271	LOTUS	SWE	Bahar Denis	ARE	Tony Kart / Vortex / Bridgestone	10:50.252	13	48.396	19.300	0.072	19.044	14.921	14.431		23
24	236	MARKUS SEBASTIAN STRAUB	CHE	Pascal Von Allmen	CHE	Sodikart / Tm / Bridgestone	10:50.388	13	48.510	19.436	0.136	19.090	14.905	14.515		24
25	205	WARD RACING	SWE	Rozenfeld David	RUS	Tony Kart / Vortex / Bridgestone	10:52.291	13	48.534	21.339	1.903	19.041	14.923	14.570		25
26	261	WARD RACING	SWE	Jansson Rasmus	SWE	Tony Kart / Vortex / Bridgestone	10:53.842	13	48.536	22.890	1.551	19.049	14.967	14.520		26
27	215	SPEED KART	POL	Szczurek Kacper	POL	Kosmic / Vortex / Bridgestone	10:46.128	13	48.298	25.176	2.286	18.983	14.895	14.420	+10.000	27
28	269	KSB RACING TEAM	DNK	Frederik Kikkenbourg	DNK	Kosmic / Vortex / Bridgestone	11:03.082	13	48.363	32.130	6.954	19.001	14.866	14.496		28
29	246	BIREL ART RACING	ITA	Raffaele Francesca	ITA	Birel / Tm / Bridgestone	10:53.444	13	48.511	32.492	0.362	19.059	14.973	14.479	+10.000	29
30	203	PF INTERNATIONAL KARTING	GBR	Tillett Archie	GBR	Birel / Parilla / Bridgestone	11:04.905	13	48.528	43.953	11.461	19.060	15.031	14.437	+10.000	30
31	251	CRG SPA	ITA	Yu Royce	HKG	Crg / Tm / Bridgestone	7:38.508	9	48.877	4 Laps	4 Laps	19.138	15.017	14.722		31
32	256	KSB RACING TEAM	CHE	Muth Lukas	CHE	Kosmic / Vortex / Bridgestone	4:15.967	5	49.563	8 Laps	4 Laps	19.462	15.439	14.662	+10.000	32
33	214	TK RACING	DNK	Jakobsen Jenny	NOR	Fa Kart / Tm / Bridgestone	59.338	1	54.744	12 Laps	4 Laps	21.745	17.238	15.761		33
34	233	CRG SPA	ITA	Rosso Andrea	ITA	Crg / lame / Bridgestone		0		13 Laps	1 Lap					34

No.215 Szczurek Kacper : Time penalty of 10". According to steward's decision n°71

No.246 Raffaele Francesca : Time penalty of 10". According to steward's decision n°72

No.203 Tillett Archie : Time penalty of 10". According to steward's decision n°74

No.256 Muth Lukas : Time penalty of 10". According to steward's decision n°73

Not Classified

260	FORZA RACING	GBR	Lulham Christopher	GBR	Exprit / Tm / Bridgestone					DNS						37
-----	--------------	-----	--------------------	-----	---------------------------	--	--	--	--	-----	--	--	--	--	--	----

Leaders : No.264 Trvisanutto Lorenzo (1-3) / No.231 Hiltbrand Pedro (4-6) / No.264 Trvisanutto Lorenzo (7-13)

Start Time : 17/02 - 12:06:16

Best Lap : No.209 Janker Hannes 47.749 90,47 Kph

Weather : Slightly cloudy Air : 5°C Track : Dry

Event Record : No.264 Trvisanutto Lorenzo 47.454 91,03 Kph

No.203 INVEST 07:02 Lap 8

23° WINTER CUP (ITA) 15-18/02/2018

Page 1 / 1

FICR

Apex Timing

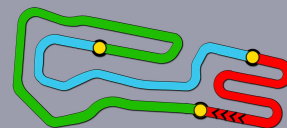


Scan this QR code for live timing



Timing service and charts editing provided by:

Federazione Italiana Cronometristi



OK

Qualifying Heats A-C Lap Chart

For information purposes. No official / regulatory value

	1	2	3	4	5	6	7	8	9	10	11	12	13	14	15	16	17	18	19	20	21	22	23	24	25	26	27	28	29	30	31	32	33	34	35
Grid	264	209	265	231	228	235	218	237	256	263	249	260	220	224	257	234	233	247	268	262	226	206	215	246	255	245	269	271	203	205	261	210	214	251	236
Start	264	265	209	228	231	218	235	256	237	263	249	224	234	247	220	262	257	268	226	215	206	255	269	246	203	245	205	271	210	261	214	251	236		
Lap 1 Interval	264	265	228	231	209	235	218	249	256	237	263	224	220	257	247	268	234	255	262	226	215	206	269	203	205	214	261	210	246	251	236	271	245		
Lap 2	264	231	265	228	209	235	249	218	256	237	263	220	224	257	247	268	234	262	226	255	215	206	203	269	205	261	210	251	246	245	236	271			
Lap 3	264	231	265	209	235	228	249	256	218	220	263	237	257	224	268	247	234	226	262	215	255	206	205	261	210	251	236	245	246	271	203	269			
Lap 4	231	264	209	265	235	228	249	218	263	220	237	256	257	224	268	234	247	262	255	206	226	215	205	261	210	251	245	236	246	271	203	269			
Lap 5	231	264	209	265	235	228	249	220	263	237	257	268	247	224	234	255	262	206	256	226	215	205	261	210	245	236	246	271	251	203	269				
Lap 6	231	264	209	265	235	228	249	220	263	237	257	268	247	255	234	262	224	206	215	226	210	261	245	236	271	205	246	251	261	269	203				
Lap 7	264	231	209	265	235	228	249	220	237	257	263	268	247	255	234	262	215	226	206	210	224	245	236	271	246	205	251	261	269	203					
Lap 8	264	209	231	265	235	228	249	220	237	263	257	268	247	255	234	262	215	226	206	224	210	245	236	271	205	246	251	261	269	203					
Lap 9	264	209	231	265	235	228	249	220	237	263	257	268	247	255	234	262	215	226	206	224	210	245	236	271	205	251	246	261	269	203					
Lap 10	264	209	231	265	235	228	249	220	249	263	257	237	268	247	255	234	262	215	226	206	224	210	245	236	271	205	246	261	269	203					
Lap 11	264	209	231	265	235	228	249	220	249	263	257	268	237	247	255	215	234	226	206	224	245	210	236	271	205	246	261	269	203						
Lap 12	264	209	231	265	235	228	249	220	249	263	257	268	237	247	255	215	262	226	234	224	206	245	210	236	271	205	246	261	269	203					
Lap 13	264	209	231	265	235	228	249	220	249	263	257	268	237	247	255	215	262	226	234	224	210	245	206	271	236	205	246	261	269	203					

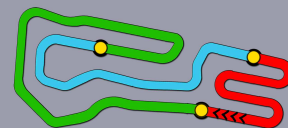


Scan this QR code for live timing



Timing service and charts editing provided by:

Federazione Italiana Cronometristi



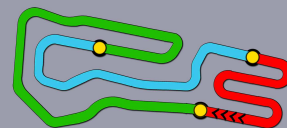
OK

Qualifying Heats A-C Analysis

For information purposes. No official / regulatory value

Laps	Sector 1	Sector 2	Sector 3	Lap Time	Laps	Sector 1	Sector 2	Sector 3	Lap Time	Laps	Sector 1	Sector 2	Sector 3	Lap Time
No.203 Tillett Archie					No.210 Schaller Marek					No.220 Gustafsson Viktor				
1	22.025	17.165	15.322	54.512	2	19.199	15.039	14.597	48.835	2	19.700	15.324	14.643	49.667
2	19.476	15.419	15.065	49.960	3	19.119	15.184	14.625	48.928	3	19.046	15.837	15.412	50.295
3	34.465	16.435	15.177	1:06.077	4	19.117	15.039	14.642	48.798	4	19.158	15.190	15.039	49.387
4	19.705	15.491	14.786	49.982	5	18.941	14.840	14.392	48.173	5	19.126	15.047	14.551	48.724
5	19.410	15.284	14.582	49.276	6	18.865	14.721	14.336	47.922	6	18.978	14.898	14.461	48.337
6	19.473	15.151	15.425	50.049	7	18.815	14.785	14.386	47.986	7	18.921	14.824	14.404	48.149
7	19.351	15.162	14.521	49.034	8	18.842	14.790	14.434	48.066	8	18.922	14.835	14.418	48.175
8	19.175	15.154	14.515	48.844	9	18.768	14.778	14.391	47.937	9	18.924	14.818	14.438	48.180
9	19.167	15.122	14.472	48.761	10	18.821	14.698	14.313	47.832	10	18.907	14.776	14.396	48.079
10	19.236	15.124	14.434	48.794	11	18.812	14.709	14.261	47.782	11	18.898	14.802	14.437	48.137
11	19.062	15.104	14.456	48.622	12	18.733	14.738	14.278	47.749	12	18.871	14.763	14.390	48.024
12	19.060	15.031	14.437	48.528	13	18.774	14.909	14.377	48.060	13	18.898	14.839	14.369	48.106
13	19.129	15.149	14.450	48.728										
No.205 Rozenfeld David					No.224 Martinez Carles									
1	21.735	17.355	15.254	54.344	1	21.288	15.819	15.136	52.243					
2	19.395	15.372	15.073	49.840	2	19.754	15.313	15.060	50.127					
3	19.609	15.113	14.758	49.480	3	19.338	15.780	15.552	50.670					
4	19.063	15.111	14.917	49.091	4	19.195	15.060	15.014	49.269					
5	19.194	15.134	15.063	49.391	5	19.321	15.263	15.532	50.116					
6	20.252	18.327	15.420	53.999	6	20.639	15.729	15.216	51.584					
7	19.575	15.261	15.213	50.049	7	19.914	15.342	14.894	50.150					
8	19.148	15.024	14.637	48.809	8	19.044	14.949	14.650	48.643					
9	19.117	14.929	14.622	48.668	9	18.888	14.811	14.601	48.300					
10	19.067	14.977	14.593	48.637	10	18.932	14.935	14.662	48.529					
11	19.008	15.024	14.597	48.629	11	19.114	15.048	14.656	48.818					
12	19.041	14.923	14.570	48.534	12	19.267	14.942	14.523	48.732					
13	19.056	14.951	14.605	48.612	13	19.159	15.536	15.060	49.755					
No.206 Torreggiani Mathias					No.215 Szczurek Kacper									
1	22.252	16.933	15.313	54.498	1	21.954	17.070	15.276	54.300					
2	19.287	15.857	15.028	50.172	2	19.415	15.623	14.647	49.685					
3	19.191	15.125	14.831	49.147	3	19.301	15.040	15.339	49.680					
4	19.381	15.121	14.739	49.241	4	19.647	15.263	15.093	50.003					
5	19.207	15.274	15.017	49.498	5	19.310	15.096	15.076	49.482					
6	20.049	15.771	15.184	51.004	6	19.610	15.779	15.300	50.689					
7	19.837	15.067	14.808	49.712	7	19.057	14.933	14.481	48.471					
8	19.093	14.973	14.550	48.616	8	19.034	14.869	14.479	48.382					
9	18.985	14.882	14.540	48.407	9	18.983	14.895	14.420	48.298					
10	19.008	15.013	14.658	48.679	10	19.015	14.858	14.436	48.309					
11	19.068	15.053	14.691	48.812	11	18.954	14.920	15.124	48.998					
12	19.499	15.024	14.502	49.025	12	18.976	14.944	14.471	48.391					
13	19.126	15.561	15.576	50.263	13	19.032	14.820	14.532	48.384					
No.209 Janker Hannes					No.218 Patterson Dexter									
1	20.687	15.668	14.947	51.302	1	20.366	15.883	15.066	51.315					





OK

Qualifying Heats A-C Analysis

For information purposes. No official / regulatory value

Laps	Sector 1	Sector 2	Sector 3	Lap Time
4	20.225	15.238	14.780	50.243
5	19.260	15.021	15.120	49.401
6	20.318	15.475	15.229	51.022
7	19.205	14.983	14.529	48.717
8	19.022	14.946	14.505	48.473
9	18.974	14.951	14.446	48.371
10	18.945	14.969	14.494	48.408
11	18.971	14.935	14.631	48.537
12	19.186	14.906	14.624	48.716
13	19.197	15.133	14.816	49.146

No.228 Bradshaw Callum				
Laps	Sector 1	Sector 2	Sector 3	Lap Time
1	19.746	15.205	14.774	49.725
2	19.255	15.347	15.201	49.803
3	19.547	16.706	15.364	51.617
4	19.278	15.027	14.732	49.037
5	19.017	14.894	14.507	48.418
6	18.936	14.806	14.507	48.249
7	18.999	14.827	14.492	48.318
8	18.918	14.792	14.455	48.165
9	18.884	14.755	14.497	48.136
10	18.892	14.744	14.418	48.054
11	18.877	14.783	14.430	48.090
12	18.840	14.809	14.366	48.015
13	18.949	14.967	14.513	48.429

No.231 Hiltbrand Pedro				
Laps	Sector 1	Sector 2	Sector 3	Lap Time
1	19.894	15.184	14.870	49.948
2	19.126	15.323	15.001	49.450
3	18.993	14.901	14.581	48.475
4	18.905	14.945	14.618	48.468
5	18.924	14.904	14.550	48.378
6	18.857	14.859	14.503	48.219
7	18.938	15.142	14.520	48.600
8	18.810	14.742	14.809	48.361
9	18.943	14.742	14.519	48.204
10	18.810	14.725	14.434	47.969
11	18.783	14.758	14.454	47.995
12	18.810	14.712	14.406	47.928
13	18.700	14.761	14.451	47.912

No.234 Zagazeta Mathias				
Laps	Sector 1	Sector 2	Sector 3	Lap Time
1	22.242	16.072	15.126	53.440
2	19.420	15.249	14.884	49.553
3	19.213	15.805	15.548	50.566
4	19.159	15.160	14.767	49.086
5	19.118	15.343	15.330	49.791

Laps	Sector 1	Sector 2	Sector 3	Lap Time
6	19.392	15.067	14.521	48.980
7	19.084	14.942	14.458	48.484
8	18.970	14.888	14.482	48.340
9	18.957	14.870	14.657	48.484
10	19.277	14.921	15.731	49.929
11	19.472	15.319	15.387	50.178
12	19.355	15.008	14.503	48.866
13	19.203	15.216	14.720	49.139

No.235 Ferrari Lorenzo				
Laps	Sector 1	Sector 2	Sector 3	Lap Time
1	20.140	15.837	15.044	51.021
2	19.305	15.062	14.670	49.037
3	19.113	15.030	14.633	48.776
4	19.139	15.005	14.646	48.790
5	19.077	14.970	14.592	48.639
6	18.972	14.895	14.594	48.461
7	19.080	14.832	14.477	48.389
8	19.008	14.902	14.539	48.449
9	19.090	14.843	14.522	48.455
10	19.010	14.838	14.495	48.343
11	18.998	14.829	14.490	48.317
12	19.007	14.853	14.425	48.285
13	19.137	14.874	14.519	48.530

No.236 Pascal Von Allmen				
Laps	Sector 1	Sector 2	Sector 3	Lap Time
1	23.083	16.429	16.085	55.597
2	19.790	16.246	15.461	51.497
3	19.481	15.179	14.705	49.365
4	19.748	15.186	14.693	49.627
5	19.172	15.026	14.831	49.029
6	19.146	15.296	14.593	49.035
7	19.074	14.982	14.554	48.610
8	19.129	14.993	14.679	48.801
9	19.225	14.941	14.647	48.813
10	19.090	14.905	14.515	48.510
11	19.125	14.934	14.626	48.685
12	19.276	15.298	14.607	49.181
13	19.089	15.029	14.556	48.674

No.237 Comanducci Cristian				
Laps	Sector 1	Sector 2	Sector 3	Lap Time
1	21.081	15.748	14.995	51.824
2	19.329	15.497	15.129	49.955
3	20.009	15.482	14.746	50.237
4	19.053	15.172	15.327	49.552
5	19.444	15.010	14.529	48.983
6	19.008	14.903	14.599	48.510
7	18.932	15.244	14.503	48.679

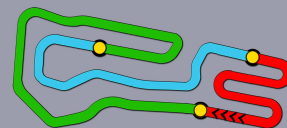
Laps	Sector 1	Sector 2	Sector 3	Lap Time
8	19.059	14.982	14.600	48.641
9	18.997	14.977	14.469	48.443
10	18.972	15.030	14.987	48.989
11	19.128	14.920	14.961	49.009
12	19.113	15.038	14.458	48.609
13	18.887	14.930	14.570	48.387

No.245 Skocdopole Dan				
Laps	Sector 1	Sector 2	Sector 3	Lap Time
1	22.170	19.439	15.458	57.067
2	19.659	16.070	15.234	50.963
3	19.663	15.288	14.712	49.663
4	19.429	14.966	14.675	49.070
5	19.080	15.113	14.817	49.010
6	19.120	15.304	14.679	49.103
7	19.139	14.945	14.606	48.690
8	19.053	15.011	14.543	48.607
9	19.039	14.919	14.531	48.489
10	19.021	14.926	14.526	48.473
11	19.050	14.934	14.866	48.850
12	18.957	14.861	14.481	48.299
13	19.068	15.562	15.242	49.872

No.246 Raffaele Francesca				
Laps	Sector 1	Sector 2	Sector 3	Lap Time
1	22.328	17.659	16.586	56.573
2	20.084	15.981	15.566	51.631
3	19.963	15.412	14.793	50.168
4	19.235	15.422	14.690	49.347
5	19.183	15.105	15.035	49.323
6	19.802	15.585	14.689	50.076
7	19.357	15.331	14.875	49.563
8	19.377	15.253	14.549	49.179
9	19.081	15.071	15.056	49.208
10	19.495	15.129	14.475	49.099
11	19.154	15.003	14.499	48.656
12	19.059	14.973	14.479	48.511
13	19.133	14.928	14.492	48.553

No.247 Saarijarvi Frans-Emil				
Laps	Sector 1	Sector 2	Sector 3	Lap Time
1	21.809	15.933	15.352	53.094
2	19.366	15.163	15.004	49.533
3	19.181	16.003	15.587	50.771
4	19.079	15.092	15.172	49.343
5	19.140	15.289	14.870	49.299
6	19.087	14.901	14.482	48.470
7	18.971	14.969	14.405	48.345
8	18.989	14.880	14.409	48.278
9	18.982	14.940	14.429	48.351





OK

Qualifying Heats A-C Analysis

For information purposes. No official / regulatory value

Laps	Sector 1	Sector 2	Sector 3	Lap Time	Laps	Sector 1	Sector 2	Sector 3	Lap Time	Laps	Sector 1	Sector 2	Sector 3	Lap Time				
10	18.978	14.903	14.506	48.387	2	19.462	15.439	14.662	49.563	12	19.044	14.849	14.767	48.660				
11	19.150	14.886	14.630	48.666	3	19.158	15.393	15.242	49.793	13	19.121	14.826	14.461	48.408				
12	19.197	15.141	14.455	48.793	4	20.430	15.343	14.965	50.738	No.263 Gazil Ugo								
13	18.961	14.870	14.519	48.350	5	19.868	15.263	16.745	51.876	1	21.213	15.714	14.994	51.921				
No.249 Rossel Kevin					No.257 Ferati Jasin					2					19.310	15.492	15.177	49.979
1	20.431	15.678	15.015	51.124	1	21.406	15.940	15.382	52.728	3	19.751	15.311	14.661	49.723				
2	19.484	15.153	14.671	49.308	2	19.451	15.139	14.969	49.559	4	19.282	15.005	15.073	49.360				
3	19.091	15.867	15.299	50.257	3	19.301	15.754	15.178	50.233	5	19.585	14.983	14.635	49.203				
4	19.329	15.173	15.026	49.528	4	19.188	15.013	14.737	48.938	6	19.049	14.978	14.526	48.553				
5	19.143	14.957	14.980	49.080	5	19.447	15.022	14.605	49.074	7	19.130	15.757	14.528	49.415				
6	19.058	14.873	14.493	48.424	6	19.020	14.927	14.522	48.469	8	18.980	14.977	14.544	48.501				
7	19.079	15.129	14.583	48.791	7	18.935	15.188	14.518	48.641	9	19.021	14.919	14.419	48.359				
8	19.143	14.983	14.524	48.650	8	18.997	14.935	14.819	48.751	10	18.933	14.965	14.540	48.438				
9	19.047	14.973	14.468	48.488	9	19.195	14.914	14.459	48.568	11	18.993	14.917	14.432	48.342				
10	19.471	15.067	14.506	49.044	10	18.908	14.891	14.653	48.452	12	18.944	14.926	14.447	48.317				
11	19.016	14.925	14.454	48.395	11	18.971	14.879	14.483	48.333	13	18.993	14.982	14.920	48.895				
12	18.964	14.833	14.488	48.285	12	18.954	14.881	14.423	48.258	No.264 Travanutto Lorenzo								
13	19.016	14.926	14.537	48.479	13	19.006	14.914	14.900	48.820	1	19.697	15.230	14.631	49.558				
No.251 Yu Royce					No.261 Jansson Rasmus					2					19.593	15.347	14.767	49.707
1	22.067	17.428	16.246	55.741	1	21.782	17.553	15.775	55.110	3	19.202	15.051	14.560	48.813				
2	19.935	15.683	15.488	51.106	2	19.511	15.464	14.757	49.732	4	19.328	15.104	14.586	49.018				
3	19.428	15.309	14.730	49.467	3	19.202	15.073	14.612	48.887	5	19.056	14.854	14.471	48.381				
4	19.196	15.221	14.764	49.181	4	19.062	15.108	14.742	48.912	6	18.896	14.843	14.430	48.169				
5	19.419	15.249	15.985	50.653	5	19.216	15.310	14.862	49.388	7	18.928	14.807	14.316	48.051				
6	19.572	15.552	15.103	50.227	6	19.753	15.522	15.711	50.986	8	18.913	14.748	14.360	48.021				
7	19.226	15.610	14.725	49.561	7	22.451	16.340	15.004	53.795	9	18.903	14.737	14.367	48.007				
8	19.243	15.329	14.521	49.093	8	19.279	15.375	14.693	49.347	10	18.893	14.766	14.282	47.941				
9	19.138	15.017	14.722	48.877	9	19.176	14.950	14.649	48.775	11	18.822	14.737	14.296	47.855				
No.255 Bizzotto Leonardo					10					19.161	15.022	14.478	48.661	12	18.851	14.745	14.231	47.827
1	21.825	16.292	15.294	53.411	11	19.125	14.998	14.499	48.622	13	18.921	14.855	14.404	48.180				
2	20.201	15.285	14.890	50.376	12	19.049	14.967	14.520	48.536	No.265 Michelotto Mattia								
3	19.443	15.199	15.187	49.829	13	19.107	15.025	14.562	48.694	1	19.769	15.295	14.752	49.816				
4	19.361	15.058	14.721	49.140	No.262 Gerner Carl-anton					2	19.305	15.393	15.332	50.030				
5	19.166	14.981	15.123	49.270	1	22.028	16.754	15.195	53.977	3	19.460	15.042	14.655	49.157				
6	19.181	14.944	14.615	48.740	2	19.545	15.220	14.681	49.446	4	19.221	14.972	14.916	49.109				
7	18.967	14.907	14.506	48.380	3	19.160	15.375	15.721	50.256	5	19.104	14.943	14.526	48.573				
8	18.960	14.876	14.494	48.330	4	19.387	15.004	14.816	49.207	6	18.982	14.937	14.470	48.389				
9	19.037	14.862	14.696	48.595	5	19.577	15.072	15.234	49.883	7	18.893	14.849	14.486	48.228				
10	19.229	14.892	14.496	48.617	6	19.514	15.039	14.535	49.088	8	18.946	14.891	14.482	48.319				
11	18.981	14.862	14.562	48.405	7	19.095	15.032	14.375	48.502	9	18.953	14.906	14.493	48.352				
12	18.986	14.884	14.549	48.419	8	18.947	14.828	14.381	48.156	10	18.947	14.820	14.466	48.233				
13	18.939	14.904	14.558	48.401	9	18.916	14.838	14.396	48.150	11	18.932	14.835	14.401	48.168				
No.256 Muth Lukas					10	19.285	14.994	15.686	49.965	12	18.872	14.766	14.424	48.062				
1	20.816	15.821	14.979	51.616	11	19.382	15.163	15.176	49.721	13	18.931	14.777	14.411	48.119				

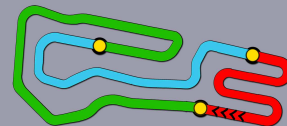


Scan this QR code for live timing



Timing service and charts editing provided by:

Federazione Italiana Cronometristi



OK

Qualifying Heats A-C Analysis

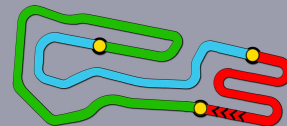
For information purposes. No official / regulatory value

Laps	Sector 1	Sector 2	Sector 3	Lap Time
No.268 Lahoz Lopez				
1	21.730	15.942	15.331	53.003
2	19.429	15.237	14.920	49.586
3	19.180	15.697	15.477	50.354
4	19.154	15.036	14.884	49.074
5	19.305	15.369	15.024	49.698
6	19.034	14.918	14.442	48.394
7	18.987	14.937	14.433	48.357
8	18.983	14.853	14.408	48.244
9	19.019	14.985	14.399	48.403
10	18.996	14.889	14.618	48.503
11	19.120	14.882	14.582	48.584
12	19.078	14.853	14.418	48.349
13	18.970	14.844	14.475	48.289

No.269 Frederik Kikkenbourg				
1	22.044	17.053	15.522	54.619
2	19.390	15.399	15.373	50.162
3	36.637	15.912	15.083	1:07.632
4	19.233	15.223	14.743	49.199
5	19.127	14.926	14.651	48.704
6	19.440	15.086	14.858	49.384
7	19.078	14.989	14.656	48.723
8	19.086	15.031	14.625	48.742
9	19.059	14.954	14.593	48.606
10	19.077	14.957	14.525	48.559
11	19.001	14.911	14.523	48.435
12	18.984	14.925	14.554	48.463
13	19.001	14.866	14.496	48.363

No.271 Bahar Denis				
1	22.838	17.169	16.363	56.370
2	19.965	15.774	15.924	51.663
3	19.924	15.450	14.915	50.289
4	19.185	15.100	14.719	49.004
5	19.162	15.023	14.918	49.103
6	19.265	15.092	14.707	49.064
7	19.139	14.987	14.650	48.776
8	19.113	15.008	14.679	48.800
9	19.104	14.943	14.530	48.577
10	19.044	14.921	14.431	48.396
11	19.071	14.903	14.461	48.435
12	19.117	15.047	14.590	48.754
13	19.065	14.992	14.752	48.809





OK

Qualifying Heats A-C Starting Grid

Document 19.1 OFFICIAL

				18	236 Pascal Von Allmen Sodikart / Tm / Bridgestone		109 Points
251	Yu Royce Crg / Tm / Bridgestone		109 Points	17	214 Jakobsen Jenny Fa Kart / Tm / Bridgestone		122 Points
210	Schaller Marek Kosmic / lame / Bridgestone		93 Points	16	261 Jansson Rasmus Tony Kart / Vortex / Bridgestone		118 Points
205	Rozenfeld David Tony Kart / Vortex / Bridgestone		100 Points	15	Tillett Archie Birel / Parilla / Bridgestone		119 Points
271	Bahar Denis Tony Kart / Vortex / Bridgestone		111 Points	14	Frederik Kikkenbourg Kosmic / Vortex / Bridgestone		94 Points
245	Skocdopole Dan Fa Alonso / Vortex / Bridgestone		84 Points	13	Bizzotto Leonardo Tony Kart / Vortex / Bridgestone		49 Points
246	Raffaele Francesca Birel / Tm / Bridgestone		110 Points	12	Szczurek Kacper Kosmic / Vortex / Bridgestone		85 Points
206	Torreggiani Mathias Tony Kart / Vortex / Bridgestone		90 Points	11	Sagrera Javier Crg / Parilla / Bridgestone		81 Points
262	Gerner Carl-anton Kr / Parilla / Bridgestone		87 Points	10	Lahoz Lopez Tony Kart / lame / Bridgestone		60 Points
247	Saarijarvi Frans-Emil Kosmic / Vortex / Bridgestone		65 Points	9	Rosso Andrea Crg / lame / Bridgestone		90 Points
234	Zagazeta Mathias Exprit / Vortex / Bridgestone		72 Points	8	Ferati Jasin Tony Kart / Vortex / Bridgestone		62 Points
224	Martinez Carles Praga / Tm / Bridgestone		67 Points	7	Gustafsson Viktor Kosmic / Vortex / Bridgestone		48 Points
260	Lulham Christopher Exprit / Tm / Bridgestone		117 Points	6	Rossel Kevin Kosmic / Vortex / Bridgestone		39 Points
263	Gazil Ugo Kr / Parilla / Bridgestone		43 Points	5	Muth Lukas Kosmic / Vortex / Bridgestone		123 Points
237	Comanducci Cristian Tony Kart / Vortex / Bridgestone		88 Points	4	Patterson Dexter Exprit / Tm / Bridgestone		32 Points
235	Ferrari Lorenzo Exprit / Vortex / Bridgestone		31 Points	3	Bradshaw Callum Crg / Tm / Bridgestone		47 Points
231	Hiltbrand Pedro Crg / Tm / Bridgestone		12 Points	2	Michelotto Mattia Kr / Parilla / Bridgestone		21 Points
209	Janker Hannes Kr / Parilla / Bridgestone		2 Points	1	Travisanutto Lorenzo Kr / Parilla / Bridgestone		4 Points

POLE POSITION



Start : 17/02 - 12:00 13 Laps = 15,600 Km

23rd WINTER CUP (ITA) 15-18/02/2018

Page 1 / 1

FICR

Apex Timing

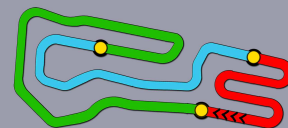


Scan this QR code for live timing



Timing service and charts editing provided by:

**Federazione Italiana
Cronometristi**



Qualifying Heats B-C

Document 24.1 OFFICIAL

OK DEF. RESULTS

Rnk	No.	Entrant	Nat E.	Driver	Nat D.	Equipment	Time	Laps	Best Lap	Gap	Interv.	Sector 1	Sector 2	Sector 3	Penalty	Points
1	▲ ¹	209 TB RACING TEAM	DEU	Janker Hannes	DEU	Kr / Parilla / Bridgestone	10:30.675	13	47.849			18.835	14.658	14.356		0
2	▼ ¹	253 KSM SCHUMACHER RACING	DNK	Nielsen Nicklas	DNK	Tony Kart / Vortex / Bridgestone	10:31.324	13	47.928	0.649	0.649	18.791	14.785	14.352		2
3	▲ ¹	231 CRG SPA	ITA	Hiltbrand Pedro	ESP	Crg / Tm / Bridgestone	10:32.193	13	48.003	1.518	0.869	18.852	14.727	14.424		3
4	▲ ³	201 TONY KART RACING TEAM	ITA	Vidales Ajenjo David	ESP	Tony Kart / Vortex / Bridgestone	10:32.866	13	48.035	2.191	0.673	18.891	14.790	14.354		4
5	▼ ²	216 FORZA RACING	GBR	Edgar Jonny	GBR	Exprit / Tm / Bridgestone	10:33.442	13	48.037	2.767	0.576	18.823	14.797	14.417		5
6	▼ ¹	258 ASD AUTOEUROPEO MOTOR	ITA	Carenini Danny	ITA	Tony Kart / Vortex / Bridgestone	10:35.447	13	48.188	4.772	2.005	18.872	14.772	14.544		6
7	▲ ²	229 CRG SPA	ITA	Meyer Kilian	ESP	Crg / Tm / Bridgestone	10:35.723	13	48.142	5.048	0.276	18.893	14.835	14.414		7
8	▲ ³	202 PF INTERNATIONAL KARTING	GBR	Hodgson Oliver	GBR	Birel / Parilla / Bridgestone	10:35.848	13	48.015	5.173	0.125	18.900	14.767	14.348		8
9	▲ ⁶	254 KSM SCHUMACHER RACING	DEU	Van der Helm Tijmen	NLD	Tony Kart / Vortex / Bridgestone	10:38.177	13	48.168	7.502	2.329	18.872	14.827	14.469		9
10	=	263 KR MOTOR SPORT	SWE	Gazil Ugo	ITA	Kr / Parilla / Bridgestone	10:38.628	13	48.243	7.953	0.451	19.004	14.880	14.359		10
11	▲ ⁶	266 KR MOTOR SPORT	SWE	Marseglia Leonardo	ITA	Kr / Parilla / Bridgestone	10:39.026	13	48.267	8.351	0.398	18.932	14.927	14.408		11
12	▲ ¹	241 BIREL ART RACING	ITA	Coluccio Luigi	ITA	Birel Art / Tm / Bridgestone	10:39.510	13	48.252	8.835	0.484	18.936	14.785	14.531		12
13	▲ ⁸	211 WARD RACING	SWE	Nord Gabriel	SWE	Tony Kart / Vortex / Bridgestone	10:40.021	13	48.248	9.346	0.511	18.909	14.868	14.471		13
14	▲ ⁴	247 KOSKI MOTORSPORT	FIN	Saarijarvi Frans-Emil	FIN	Kosmic / Vortex / Bridgestone	10:40.115	13	48.205	9.440	0.094	18.933	14.877	14.395		14
15	▼ ⁹	235 LENNOX RACING TEAM	GBR	Ferrari Lorenzo	ITA	Exprit / Vortex / Bridgestone	10:42.192	13	48.248	11.517	2.077	18.976	14.873	14.399		15
16	▼ ⁴	260 FORZA RACING	GBR	Lulham Christopher	GBR	Exprit / Tm / Bridgestone	10:42.512	13	48.137	11.837	0.320	18.821	14.854	14.462		16
17	▲ ¹⁶	272 RICKY FLYNN MOTORSPORT	GBR	Thompson Harry	GBR	Fa Alonso / Vortex / Bridgestone	10:42.774	13	48.060	12.099	0.262	18.866	14.776	14.418		17
18	▼ ²	234 LENNOX RACING TEAM	GBR	Zagazeta Mathias	PER	Exprit / Vortex / Bridgestone	10:43.341	13	48.086	12.666	0.567	18.934	14.749	14.403		18
19	=	243 BIREL ART RACING	ITA	Settimo Marco	ITA	Rk / Tm / Bridgestone	10:44.323	13	48.267	13.648	0.982	18.888	14.906	14.473		19
20	▼ ⁶	224 PRAGA RACING TEAM	ITA	Martinez Carles	ESP	Praga / Tm / Bridgestone	10:44.676	13	48.154	14.001	0.353	18.836	14.830	14.488		20
21	▲ ¹	206 WARD RACING	SWE	Torreggiani Mathias	ITA	Tony Kart / Vortex / Bridgestone	10:48.213	13	48.421	17.538	3.537	18.881	14.962	14.578		21
22	▲ ⁴	245 RICKY FLYNN MOTORSPORT	GBR	Skocdopole Dan	CZE	Fa Alonso / Vortex / Bridgestone	10:48.338	13	48.419	17.663	0.125	19.040	14.863	14.516		22
23	▲ ⁴	267 KR MOTOR SPORT	SWE	Vaskelis Kasparas	LTU	Kr / Parilla / Bridgestone	10:49.742	13	48.512	19.067	1.404	19.017	14.973	14.522		23
24	▲ ⁵	227 GLITZENHIRN TORSTEN	DEU	Enders Paul	DEU	Crg / Iame / Bridgestone	10:50.104	13	48.551	19.429	0.362	18.964	14.965	14.622		24
25	▲ ⁷	210 RMW MOTORSPORT	DEU	Schaller Marek	DEU	Kosmic / Iame / Bridgestone	10:50.755	13	48.508	20.080	0.651	18.993	15.056	14.459		25
26	▼ ³	240 BIREL ART RACING	ITA	Grinbergas Gustas	LTU	Birel Art / Tm / Bridgestone	10:51.144	13	48.500	20.469	0.389	19.053	15.002	14.445		26
27	▲ ⁴	219 FORZA RACING	GBR	Seppanen Elias	FIN	Exprit / Tm / Bridgestone	10:52.193	13	48.412	21.518	1.049	19.004	14.990	14.418		27
28	▲ ⁶	251 CRG SPA	ITA	Yu Royce	HKG	Crg / Tm / Bridgestone	10:52.683	13	48.636	22.008	0.490	19.032	15.095	14.509		28
29	▼ ⁴	242 BIREL ART RACING	ITA	Fritsch Valentino	DEU	Birel Art / Tm / Bridgestone	10:46.634	13	48.389	25.959	3.951	19.025	14.865	14.499	+10.000	29
30	▼ ¹⁰	262 KR MOTOR SPORT	SWE	Gerner Carl-anton	DNK	Kr / Parilla / Bridgestone	10:46.758	13	48.044	26.083	0.124	18.914	14.812	14.318	+10.000	30
31	▲ ⁴	248 CRG SPA	ITA	Lee Frederick	HKG	Crg / Tm / Bridgestone	10:59.659	13	49.539	28.984	2.901	19.345	15.336	14.858		31
32	▼ ⁴	271 LOTUS	SVN	Bahar Denis	ARE	Tony Kart / Vortex / Bridgestone	10:50.661	13	48.556	29.986	1.002	19.087	14.952	14.517	+10.000	32
33	▼ ⁴	246 BIREL ART RACING	ITA	Raffaele Francesca	ITA	Birel / Tm / Bridgestone	10:51.727	13	48.449	31.052	1.066	19.095	14.924	14.430	+10.000	33
34	▼ ⁴	205 WARD RACING	ITA	Rozenfeld David	ITA	Tony Kart / Vortex / Bridgestone	5:08.476	6	49.005	7 Laps	7 Laps	19.045	15.069	14.891		34
35	▼ ²⁷	237 COMANDUCCI CRISTIAN	ITA	Comanducci Cristian	ITA	Tony Kart / Vortex / Bridgestone		0		13 Laps	6 Laps					35

No.242 Fritsch Valentino : Time penalty of 10". According to steward's decision n°51

No.262 Gerner Carl-anton : Time penalty of 10". According to steward's decision n°50

No.271 Bahar Denis : Time penalty of 10". According to steward's decision n°52

No.246 Raffaele Francesca : Time penalty of 10". According to steward's decision n°53

Leaders : No.253 Nielsen Nicklas (1-5) / No.209 Janker Hannes (6-13)

Best Lap : No.209 Janker Hannes 47.849 90,28 Kph

Event Record : No.264 Trivisanutto Lorenzo 47.454 91,03 Kph

Start Time : 16/02 - 16:41:44

Weather : Sunny Air : 9°C Track : Dry

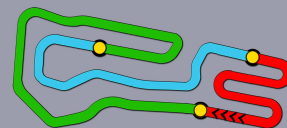


Scan this QR code for live timing



Timing service and charts editing provided by:

Federazione Italiana Cronometristi



OK

Qualifying Heats B-C Lap Chart

For information purposes. No official / regulatory value

	1	2	3	4	5	6	7	8	9	10	11	12	13	14	15	16	17	18	19	20	21	22	23	24	25	26	27	28	29	30	31	32	33	34	35
Grid	253	209	216	231	258	235	201	237	229	263	202	260	241	224	254	234	266	247	243	262	211	206	240	246	242	245	267	271	227	205	219	210	272	251	248
Start	253	216	209	231	258	201	235	229	263	260	224	202	241	234	247	254	266	243	262	211	240	206	242	246	267	245	227	271	219	205	272	251	210	248	
Lap 1 Interval	253	216	209	231	201	235	258	263	229	202	241	254	260	266	247	234	211	243	224	262	272	240	242	245	206	246	267	227	219	205	271	251	210	248	
Lap 2	253	209	231	216	201	235	258	263	229	202	241	254	266	211	247	234	243	260	224	262	272	240	242	245	206	246	227	219	205	267	271	210	251	248	
Lap 3	253	209	231	201	216	258	229	263	202	235	254	241	266	211	247	234	243	260	272	224	262	240	242	206	245	227	219	246	205	267	271	210	251	248	
Lap 4	253	209	231	201	216	258	229	202	263	235	241	254	266	211	247	234	243	260	262	272	224	242	240	206	245	219	205	227	267	271	210	246	251	248	
Lap 5	253	209	231	201	216	258	229	202	263	254	266	241	211	247	235	243	260	234	262	272	224	242	206	240	219	245	205	227	271	267	210	251	246	248	
Lap 6	209	253	231	201	216	258	229	202	263	254	266	241	211	247	235	260	243	234	262	272	224	242	206	240	245	271	205	227	267	210	219	251	246	248	
Lap 7	209	253	231	201	216	258	229	202	263	254	266	241	211	247	235	260	234	243	272	262	224	242	206	240	245	271	227	267	210	251	246	219	248		
Lap 8	209	253	231	201	216	258	229	202	254	263	266	241	211	247	235	260	234	272	243	224	242	262	206	240	245	271	227	267	210	251	246	219	248		
Lap 9	209	253	231	201	216	258	229	202	254	263	266	241	211	247	235	260	234	272	243	224	242	262	240	245	206	271	267	227	210	251	246	219	248		
Lap 10	209	253	231	201	216	258	229	202	254	263	266	241	211	247	235	260	272	234	243	224	242	262	206	245	271	267	227	240	210	251	246	219	248		
Lap 11	209	253	231	201	216	258	229	202	254	263	266	241	211	247	235	260	272	234	243	224	242	262	206	245	267	271	227	240	210	251	246	219	248		
Lap 12	209	253	231	201	216	258	229	202	254	263	266	241	211	247	235	260	272	234	243	224	242	262	206	245	267	227	271	210	240	251	246	219	248		
Lap 13	209	253	231	201	216	258	229	202	254	263	266	241	211	247	235	260	272	234	243	224	242	262	206	245	267	227	271	210	240	246	219	251	248		

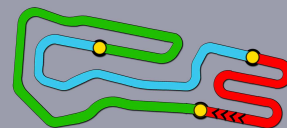


Scan this QR code for live timing



Timing service and charts editing provided by:

Federazione Italiana Cronometristi



OK

Qualifying Heats B-C Analysis

For information purposes. No official / regulatory value

Laps	Sector 1	Sector 2	Sector 3	Lap Time
No.201 Vidales Ajenjo David				
1	20.488	15.837	14.958	51.283
2	19.170	15.101	15.163	49.434
3	19.197	14.993	14.475	48.665
4	19.054	14.895	14.482	48.431
5	18.889	14.886	14.454	48.229
6	18.955	14.885	14.488	48.328
7	18.902	14.843	14.403	48.148
8	18.938	14.786	14.406	48.130
9	18.938	14.819	14.398	48.155
10	18.924	14.783	14.359	48.066
11	18.891	14.790	14.354	48.035
12	18.902	14.790	14.375	48.067
13	18.906	14.840	14.379	48.125

Laps	Sector 1	Sector 2	Sector 3	Lap Time
No.202 Hodgson Oliver				
1	20.945	15.769	15.472	52.186
2	19.249	15.145	14.822	49.216
3	19.042	15.077	15.248	49.367
4	19.186	15.250	14.746	49.182
5	18.990	14.932	14.431	48.353
6	18.949	14.856	14.438	48.243
7	18.932	14.812	14.435	48.179
8	18.895	14.844	14.347	48.086
9	18.877	14.851	14.413	48.141
10	18.900	14.767	14.348	48.015
11	18.864	14.815	14.443	48.122
12	18.899	14.821	14.432	48.152
13	18.969	14.857	14.413	48.239

Laps	Sector 1	Sector 2	Sector 3	Lap Time
No.205 Rozenfeld David				
1	21.547	17.225	16.204	54.976
2	19.883	15.373	14.958	50.214
3	19.259	15.229	15.335	49.823
4	19.343	15.177	15.370	49.890
5	19.045	15.069	14.891	49.005
6	19.137	15.075	15.648	49.860

Laps	Sector 1	Sector 2	Sector 3	Lap Time
No.206 Torreggiani Mathias				
1	22.082	17.154	15.863	55.099
2	19.375	15.414	15.545	50.334
3	19.172	15.484	15.052	49.708
4	19.185	15.756	15.402	50.343
5	19.024	14.977	14.915	48.916
6	18.949	14.977	14.629	48.555
7	18.914	14.939	14.612	48.465
8	19.011	15.364	15.023	49.398

Laps	Sector 1	Sector 2	Sector 3	Lap Time
9	18.990	14.952	15.277	49.219
10	19.534	14.963	14.654	49.151
11	19.062	14.986	14.521	48.569
12	18.881	14.962	14.578	48.421
13	18.880	14.950	14.776	48.606

Laps	Sector 1	Sector 2	Sector 3	Lap Time
No.209 Janker Hannes				
1	20.482	15.650	14.975	51.107
2	19.118	15.064	15.295	49.477
3	18.947	14.888	14.486	48.321
4	18.823	14.770	14.448	48.041
5	18.899	14.847	14.474	48.220
6	18.945	14.933	14.579	48.457
7	18.870	14.718	14.421	48.009
8	18.831	14.748	14.398	47.977
9	18.831	14.726	14.366	47.923
10	18.835	14.658	14.356	47.849
11	18.836	14.716	14.315	47.867
12	18.824	14.729	14.314	47.867
13	18.898	14.778	14.332	48.008

Laps	Sector 1	Sector 2	Sector 3	Lap Time
No.210 Schaller Marek				
1	21.396	17.362	16.270	55.028
2	19.695	15.628	15.223	50.546
3	19.430	15.265	14.868	49.563
4	19.370	15.477	15.164	50.011
5	19.177	15.263	14.793	49.233
6	19.245	15.263	15.071	49.579
7	19.223	15.011	14.507	48.741
8	18.993	15.056	14.459	48.508
9	19.039	14.957	14.518	48.514
10	19.060	15.388	14.787	49.235
11	19.484	15.156	14.453	49.093
12	19.325	15.075	14.423	48.823
13	19.107	15.097	14.434	48.638

Laps	Sector 1	Sector 2	Sector 3	Lap Time
No.211 Nord Gabriel				
1	21.587	16.215	15.165	52.967
2	19.466	15.250	14.758	49.474
3	19.076	15.030	14.577	48.683
4	19.017	15.502	15.020	49.539
5	19.197	15.269	14.839	49.305
6	18.977	14.898	14.600	48.475
7	18.973	14.878	14.463	48.314
8	18.958	14.889	14.639	48.486
9	18.929	14.845	14.525	48.299
10	18.934	14.874	14.484	48.292

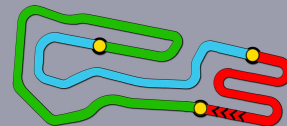
Laps	Sector 1	Sector 2	Sector 3	Lap Time
11	18.869	14.890	14.544	48.303
12	18.909	14.868	14.471	48.248
13	18.912	14.900	14.646	48.458

Laps	Sector 1	Sector 2	Sector 3	Lap Time
No.216 Edgar Jonny				
1	20.222	15.569	14.907	50.698
2	19.290	15.149	15.730	50.169
3	19.363	15.216	14.846	49.425
4	18.983	14.875	14.483	48.341
5	18.920	14.845	14.469	48.234
6	18.899	14.863	14.415	48.177
7	18.879	14.812	14.441	48.132
8	18.931	14.814	14.418	48.163
9	18.823	14.797	14.417	48.037
10	18.892	14.819	14.395	48.106
11	18.862	14.813	14.459	48.134
12	18.891	14.804	14.404	48.099
13	18.913	14.792	14.481	48.186

Laps	Sector 1	Sector 2	Sector 3	Lap Time
No.219 Seppanen Elias				
1	21.743	17.143	16.097	54.983
2	19.632	15.473	14.933	50.038
3	19.298	15.471	15.136	49.905
4	19.169	15.518	15.292	49.979
5	19.158	15.049	14.713	48.920
6	19.843	15.795	15.504	51.142
7	19.697	15.251	15.260	50.208
8	19.112	15.060	14.482	48.654
9	19.050	15.032	15.133	49.215
10	19.108	15.062	14.822	48.992
11	19.072	15.070	14.481	48.623
12	19.004	14.990	14.418	48.412
13	19.037	14.960	14.711	48.708

Laps	Sector 1	Sector 2	Sector 3	Lap Time
No.224 Martinez Carles				
1	22.221	16.685	16.006	54.912
2	19.493	15.524	15.278	50.295
3	19.443	15.319	15.463	50.225
4	19.346	15.782	15.368	50.496
5	19.068	14.921	14.635	48.624
6	18.944	14.933	14.607	48.484
7	18.936	14.964	14.931	48.831
8	19.228	15.227	14.556	49.011
9	18.962	14.882	14.502	48.346
10	18.868	14.901	14.505	48.274
11	18.836	14.830	14.488	48.154
12	18.990	14.827	14.518	48.335





OK

Qualifying Heats B-C Analysis

For information purposes. No official / regulatory value

Laps	Sector 1	Sector 2	Sector 3	Lap Time
13	18.900	14.867	14.569	48.336
No.227 Enders Paul				
1	21.760	17.161	16.111	55.032
2	19.626	15.271	15.097	49.994
3	19.264	15.301	15.147	49.712
4	19.240	15.717	16.027	50.984
5	19.208	15.067	14.749	49.024
6	19.279	15.331	15.075	49.685
7	19.160	14.929	14.651	48.740
8	19.083	14.890	14.593	48.566
9	18.968	15.037	14.872	48.877
10	19.106	15.173	14.927	49.206
11	19.333	14.918	14.684	48.935
12	19.111	14.887	14.630	48.628
13	18.964	14.965	14.622	48.551

Laps	Sector 1	Sector 2	Sector 3	Lap Time
No.229 Meyer Kilian				
1	21.104	15.703	15.499	52.306
2	19.203	15.127	14.776	49.106
3	19.099	15.098	15.054	49.251
4	19.037	14.990	14.580	48.607
5	18.956	14.899	14.516	48.371
6	18.977	14.858	14.523	48.358
7	18.939	14.816	14.463	48.218
8	18.906	14.833	14.460	48.199
9	18.901	14.848	14.434	48.183
10	18.893	14.835	14.414	48.142
11	18.855	14.899	14.519	48.273
12	18.943	14.885	14.495	48.323
13	18.920	14.873	14.506	48.299

Laps	Sector 1	Sector 2	Sector 3	Lap Time
No.231 Hiltbrand Pedro				
1	20.484	15.693	14.972	51.149
2	19.160	15.057	15.219	49.436
3	19.136	14.901	14.556	48.593
4	18.906	14.795	14.508	48.209
5	18.881	14.782	14.448	48.111
6	18.947	14.792	14.575	48.314
7	19.019	14.775	14.485	48.279
8	18.878	14.767	14.445	48.090
9	18.821	14.794	14.460	48.075
10	18.852	14.727	14.424	48.003
11	18.836	14.812	14.398	48.046
12	18.943	14.815	14.396	48.154
13	18.840	14.839	14.410	48.089

Laps	Sector 1	Sector 2	Sector 3	Lap Time
No.234 Zagazeta Mathias				
1	21.820	15.956	15.578	53.354
2	19.404	15.616	14.893	49.913
3	19.259	15.072	14.645	48.976
4	19.070	15.092	15.089	49.251
5	19.202	15.732	15.500	50.434
6	19.443	15.219	14.710	49.372
7	19.071	15.336	14.785	49.192
8	18.995	14.973	14.492	48.460
9	19.000	14.752	14.532	48.284
10	18.955	14.794	15.062	48.811
11	19.034	14.820	14.431	48.285
12	18.974	14.804	14.419	48.197
13	18.934	14.749	14.403	48.086

Laps	Sector 1	Sector 2	Sector 3	Lap Time
No.235 Ferrari Lorenzo				
1	20.411	15.992	14.946	51.349
2	19.209	15.129	14.956	49.294
3	19.373	15.210	16.243	50.826
4	19.094	15.560	14.746	49.400
5	20.263	15.922	15.256	51.441
6	19.362	15.050	14.557	48.969
7	19.410	15.044	14.507	48.961
8	19.093	14.952	14.496	48.541
9	19.008	14.919	14.409	48.336
10	18.977	14.900	14.412	48.289
11	19.036	14.920	14.396	48.352
12	18.976	14.873	14.399	48.248
13	18.983	14.860	14.414	48.257

Laps	Sector 1	Sector 2	Sector 3	Lap Time
No.240 Grinbergas Gustas				
1	21.606	16.816	16.060	54.482
2	19.324	15.721	15.194	50.239
3	19.214	15.735	15.057	50.006
4	19.467	15.829	15.204	50.500
5	19.120	15.019	15.326	49.465
6	19.053	15.002	14.445	48.500
7	19.098	14.914	14.497	48.509
8	19.054	15.243	14.926	49.223
9	19.050	15.040	14.862	48.952
10	19.990	16.053	14.842	50.885
11	19.464	14.973	14.504	48.941
12	19.612	15.205	14.599	49.416
13	19.055	15.029	14.550	48.634

Laps	Sector 1	Sector 2	Sector 3	Lap Time
No.241 Coluccio Luigi				
1	20.949	15.841	15.434	52.224

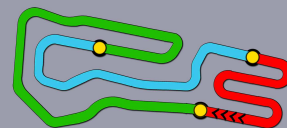
Laps	Sector 1	Sector 2	Sector 3	Lap Time
2	19.213	15.142	14.808	49.163
3	19.082	15.047	15.742	49.871
4	19.105	15.318	14.751	49.174
5	20.054	15.088	14.724	49.866
6	18.980	14.874	14.613	48.467
7	18.937	14.857	14.553	48.347
8	18.935	14.841	14.575	48.351
9	18.988	14.878	14.514	48.380
10	18.936	14.785	14.531	48.252
11	18.971	14.843	14.469	48.283
12	18.909	14.876	14.544	48.329
13	18.921	14.839	14.501	48.261

Laps	Sector 1	Sector 2	Sector 3	Lap Time
No.242 Fritsch Valentino				
1	21.767	16.822	15.787	54.376
2	19.380	15.682	15.228	50.290
3	19.238	15.659	15.022	49.919
4	19.264	15.745	15.155	50.164
5	19.130	14.971	14.617	48.718
6	19.177	14.992	14.547	48.716
7	19.078	14.960	14.557	48.595
8	19.136	15.497	14.668	49.301
9	19.119	14.930	14.474	48.523
10	19.022	14.960	14.520	48.502
11	19.025	14.865	14.499	48.389
12	19.044	14.933	14.519	48.496
13	19.264	15.168	14.565	48.997

Laps	Sector 1	Sector 2	Sector 3	Lap Time
No.243 Settimo Marco				
1	21.641	16.686	15.635	53.962
2	19.334	15.488	15.187	50.009
3	19.188	15.168	14.690	49.046
4	18.991	15.017	14.689	48.697
5	18.971	15.607	15.048	49.626
6	19.445	15.288	14.583	49.316
7	19.021	15.583	15.377	49.981
8	19.293	15.089	14.620	49.002
9	18.888	14.906	14.473	48.267
10	18.866	15.033	14.492	48.391
11	18.936	14.908	14.506	48.350
12	18.898	14.897	14.493	48.288
13	18.916	14.901	14.520	48.337

Laps	Sector 1	Sector 2	Sector 3	Lap Time
No.245 Skocdopole Dan				
1	21.679	16.836	15.692	54.207
2	19.493	15.563	15.257	50.313
3	19.304	15.530	15.383	50.217





OK

Qualifying Heats B-C Analysis

For information purposes. No official / regulatory value

Laps	Sector 1	Sector 2	Sector 3	Lap Time
4	19.191	15.830	15.293	50.314
5	19.175	14.977	15.174	49.326
6	19.267	15.004	14.564	48.835
7	19.093	14.934	14.549	48.576
8	19.018	14.971	14.768	48.757
9	19.121	15.020	14.720	48.861
10	19.743	15.015	14.613	49.371
11	19.093	15.001	14.490	48.584
12	19.040	14.863	14.516	48.419
13	19.038	14.896	14.625	48.559

No.246 Raffaele Francesca				
Laps	Sector 1	Sector 2	Sector 3	Lap Time
1	21.841	17.276	15.820	54.937
2	19.633	15.492	15.153	50.278
3	19.577	15.427	15.608	50.612
4	19.971	15.351	15.676	50.998
5	19.569	15.897	14.705	50.171
6	19.221	15.124	14.688	49.033
7	19.368	15.307	14.761	49.436
8	19.046	15.028	14.623	48.697
9	19.095	15.126	15.232	49.453
10	19.075	15.003	14.764	48.842
11	19.087	14.929	14.472	48.488
12	19.095	14.924	14.430	48.449
13	18.984	14.982	14.609	48.575

No.247 Saarijarvi Frans-Emil				
Laps	Sector 1	Sector 2	Sector 3	Lap Time
1	21.575	15.859	15.505	52.939
2	19.540	15.251	15.208	49.999
3	19.190	15.043	14.584	48.817
4	19.079	15.277	15.089	49.445
5	19.113	15.260	14.836	49.209
6	19.127	14.912	14.501	48.540
7	19.103	14.865	14.574	48.542
8	19.016	14.898	14.494	48.408
9	18.992	14.818	14.456	48.266
10	19.024	14.880	14.414	48.318
11	18.949	14.826	14.474	48.249
12	18.933	14.877	14.395	48.205
13	18.977	14.803	14.528	48.308

No.248 Lee Frederick				
Laps	Sector 1	Sector 2	Sector 3	Lap Time
1	21.487	17.460	16.135	55.082
2	20.217	15.810	15.570	51.597
3	19.784	15.670	15.031	50.485
4	19.324	15.543	15.060	49.927
5	19.511	15.461	14.842	49.814

Laps	Sector 1	Sector 2	Sector 3	Lap Time
6	19.301	15.442	14.887	49.630
7	19.343	15.366	14.978	49.687
8	19.564	15.413	14.920	49.897
9	19.357	15.301	14.882	49.540
10	19.362	15.403	14.934	49.699
11	19.345	15.336	14.858	49.539
12	19.355	15.505	14.832	49.692
13	19.359	15.403	15.040	49.802

No.251 Yu Royce				
Laps	Sector 1	Sector 2	Sector 3	Lap Time
1	21.132	17.410	16.236	54.778
2	20.888	15.609	15.177	51.674
3	19.509	15.287	14.814	49.610
4	19.120	15.341	14.902	49.363
5	19.467	15.579	14.716	49.762
6	19.179	15.244	14.715	49.138
7	19.375	15.161	14.660	49.196
8	19.091	15.128	14.663	48.882
9	19.172	15.114	14.591	48.877
10	19.032	15.095	14.509	48.636
11	19.012	15.190	14.575	48.777
12	19.123	15.202	14.462	48.787
13	19.007	15.206	15.763	49.976

No.253 Nielsen Nicklas				
Laps	Sector 1	Sector 2	Sector 3	Lap Time
1	20.160	15.555	14.951	50.666
2	19.252	15.177	14.655	49.084
3	19.094	14.975	14.530	48.599
4	18.932	14.891	14.518	48.341
5	18.942	14.881	14.544	48.367
6	19.009	14.871	15.021	48.901
7	18.886	14.766	14.452	48.104
8	18.792	14.771	14.391	47.954
9	18.875	14.793	14.353	48.021
10	18.813	14.730	14.404	47.947
11	18.791	14.785	14.352	47.928
12	18.870	14.756	14.314	47.940
13	18.814	14.817	14.397	48.028

No.254 Van der Helm Tijmen				
Laps	Sector 1	Sector 2	Sector 3	Lap Time
1	21.218	15.553	15.303	52.074
2	19.247	15.118	14.747	49.112
3	19.058	15.083	15.386	49.527
4	19.065	15.823	14.887	49.775
5	19.236	14.894	14.514	48.644
6	18.937	14.823	14.497	48.257
7	18.872	14.827	14.469	48.168

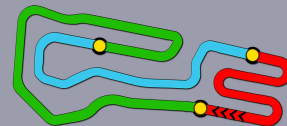
Laps	Sector 1	Sector 2	Sector 3	Lap Time
8	18.980	14.867	14.629	48.476
9	18.915	14.842	14.474	48.231
10	18.881	14.786	14.524	48.191
11	18.934	14.880	14.467	48.281
12	18.946	14.839	14.557	48.342
13	18.949	14.820	14.451	48.220

No.258 Carenini Danny				
Laps	Sector 1	Sector 2	Sector 3	Lap Time
1	20.780	16.036	15.007	51.823
2	19.187	15.096	14.860	49.143
3	19.432	15.194	15.313	49.939
4	19.019	14.899	14.558	48.476
5	18.908	14.844	14.503	48.255
6	18.883	14.809	14.530	48.222
7	18.863	14.790	14.565	48.218
8	18.938	14.888	14.552	48.378
9	18.872	14.772	14.544	48.188
10	18.874	14.820	14.521	48.215
11	18.944	14.850	14.546	48.340
12	18.894	14.832	14.501	48.227
13	18.876	14.882	14.550	48.308

No.260 Lulham Christopher				
Laps	Sector 1	Sector 2	Sector 3	Lap Time
1	21.585	15.687	15.923	53.195
2	20.033	16.239	15.716	51.988
3	19.543	15.190	14.911	49.644
4	18.989	14.994	14.755	48.738
5	18.933	14.949	14.984	48.866
6	19.157	14.978	14.714	48.849
7	19.191	15.464	14.927	49.582
8	18.966	14.880	14.592	48.438
9	18.794	14.836	14.550	48.180
10	18.821	14.854	14.462	48.137
11	18.790	14.889	14.525	48.204
12	18.834	14.866	14.534	48.234
13	18.855	14.831	14.565	48.251

No.262 Gerner Carl-anton				
Laps	Sector 1	Sector 2	Sector 3	Lap Time
1	21.683	16.814	15.746	54.243
2	19.434	15.725	15.073	50.232
3	19.413	15.710	15.046	50.169
4	19.346	15.386	14.579	49.311
5	19.100	15.088	14.584	48.772
6	19.060	14.965	14.520	48.545
7	19.006	15.124	15.550	49.680
8	19.406	15.383	15.023	49.812
9	19.005	15.069	15.069	49.143





OK

Qualifying Heats B-C Analysis

For information purposes. No official / regulatory value

Laps	Sector 1	Sector 2	Sector 3	Lap Time
10	19.140	14.871	14.431	48.442
11	19.013	14.859	14.315	48.187
12	18.914	14.812	14.318	48.044
13	19.125	15.409	14.474	49.008

No.263 Gazil Ugo				
Laps	Sector 1	Sector 2	Sector 3	Lap Time
1	20.756	15.837	14.939	51.532
2	19.346	15.131	14.723	49.200
3	19.341	15.283	15.432	50.056
4	19.484	15.304	14.962	49.750
5	19.166	14.950	14.498	48.614
6	19.093	14.928	14.406	48.427
7	19.037	14.914	14.400	48.351
8	19.118	14.920	14.905	48.943
9	19.140	14.954	14.328	48.422
10	19.019	14.926	14.390	48.335
11	19.065	14.914	14.369	48.348
12	18.999	14.916	14.348	48.263
13	19.004	14.880	14.359	48.243

No.266 Marseglia Leonardo				
Laps	Sector 1	Sector 2	Sector 3	Lap Time
1	21.293	15.704	15.611	52.608
2	19.427	15.252	14.698	49.377
3	19.071	15.072	14.887	49.030
4	19.077	15.605	14.923	49.605
5	19.163	15.034	14.546	48.743
6	18.862	14.981	14.538	48.381
7	18.911	14.898	14.543	48.352
8	18.944	14.894	14.482	48.320
9	18.938	15.008	14.417	48.363
10	18.910	14.970	14.455	48.335
11	18.929	14.966	14.442	48.337
12	18.932	14.927	14.408	48.267
13	18.960	14.920	14.458	48.338

No.267 Vaskelis Kasparras				
Laps	Sector 1	Sector 2	Sector 3	Lap Time
1	21.700	17.296	16.119	55.115
2	20.591	15.561	15.314	51.466
3	19.264	15.237	15.012	49.513
4	19.332	15.164	15.558	50.054
5	19.130	15.458	14.821	49.409
6	19.257	15.185	14.998	49.440
7	19.056	15.014	14.591	48.661
8	19.018	14.969	14.555	48.542
9	19.005	14.944	14.601	48.550
10	19.027	15.073	15.113	49.213
11	19.116	14.994	14.636	48.746

Laps	Sector 1	Sector 2	Sector 3	Lap Time
12	19.017	14.973	14.522	48.512
13	19.043	14.999	14.537	48.579

No.271 Bahar Denis				
Laps	Sector 1	Sector 2	Sector 3	Lap Time
1	22.137	17.120	16.248	55.505
2	19.931	15.529	15.344	50.804
3	19.314	15.091	15.199	49.604
4	19.329	15.413	15.146	49.888
5	19.181	15.117	14.888	49.186
6	19.094	15.163	14.710	48.967
7	19.092	14.996	14.595	48.683
8	19.087	14.952	14.517	48.556
9	19.111	14.984	14.465	48.560
10	19.159	15.286	14.992	49.437
11	19.269	14.979	14.882	49.130
12	19.729	15.061	14.491	49.281
13	19.098	14.959	14.599	48.656

No.272 Thompson Harry				
Laps	Sector 1	Sector 2	Sector 3	Lap Time
1	20.407	16.885	15.596	52.888
2	19.343	15.764	15.299	50.406
3	19.197	15.332	14.986	49.515
4	19.766	15.760	14.910	50.436
5	18.970	14.893	14.570	48.433
6	18.933	14.829	14.573	48.335
7	18.954	15.008	15.108	49.070
8	19.026	14.851	14.476	48.353
9	18.918	14.857	14.416	48.191
10	18.858	14.811	14.516	48.185
11	18.866	14.776	14.418	48.060
12	18.870	14.789	14.455	48.114
13	18.866	14.758	14.454	48.078

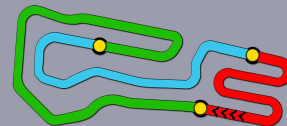


Scan this QR code for live timing



Timing service and charts editing provided by:

Federazione Italiana Cronometristi



OK

Qualifying Heats B-C Starting Grid

Document 18.1 OFFICIAL

				18	248 Lee Frederick Crg / Tm / Bridgestone	
251	Yu Royce Crg / Tm / Bridgestone		109 Points	17	272 Thompson Harry Fa Alonso / Vortex / Bridgestone	
210	Schaller Marek Kosmic / Iame / Bridgestone		93 Points	16	219 Seppanen Elias Exprit / Tm / Bridgestone	
205	Rozenfeld David Tony Kart / Vortex / Bridgestone		100 Points	15	227 Enders Paul Crg / Iame / Bridgestone	
271	Bahar Denis Tony Kart / Vortex / Bridgestone		111 Points	14	267 Vaskelis Kasparas Kr / Parilla / Bridgestone	
245	Skocdopole Dan Fa Alonso / Vortex / Bridgestone		84 Points	13	Fritsch Valentino Birel Art / Tm / Bridgestone	
246	Raffaele Francesca Birel / Tm / Bridgestone		110 Points	12	240 Grinbergas Gustas Birel Art / Tm / Bridgestone	
206	Torreggiani Mathias Tony Kart / Vortex / Bridgestone		90 Points	11	211 Nord Gabriel Tony Kart / Vortex / Bridgestone	
262	Gerner Carl-anton Kr / Parilla / Bridgestone		87 Points	10	243 Settimo Marco Rk / Tm / Bridgestone	
247	Saarijarvi Frans-Emil Kosmic / Vortex / Bridgestone		65 Points	9	266 Marseglia Leonardo Kr / Parilla / Bridgestone	
234	Zagazeta Mathias Exprit / Vortex / Bridgestone		72 Points	8	254 Van der Helm Tijmen Tony Kart / Vortex / Bridgestone	
224	Martinez Carles Praga / Tm / Bridgestone		67 Points	7	241 Coluccio Luigi Birel Art / Tm / Bridgestone	
260	Lulham Christopher Exprit / Tm / Bridgestone		117 Points	6	202 Hodgson Oliver Birel / Parilla / Bridgestone	
263	Gazil Ugo Kr / Parilla / Bridgestone		43 Points	5	229 Meyer Kilian Crg / Tm / Bridgestone	
237	Comanducci Cristian Tony Kart / Vortex / Bridgestone		88 Points	4	201 Vidales Ajenjo David Tony Kart / Vortex / Bridgestone	
235	Ferrari Lorenzo Exprit / Vortex / Bridgestone		31 Points	3	258 Carenini Danny Tony Kart / Vortex / Bridgestone	
231	Hiltbrand Pedro Crg / Tm / Bridgestone		12 Points	2	216 Edgar Jonny Exprit / Tm / Bridgestone	
209	Janker Hannes Kr / Parilla / Bridgestone		2 Points	1	253 Nielsen Nicklas Tony Kart / Vortex / Bridgestone	

POLE POSITION



Start : 16/02 - 16:40 13 Laps = 15,600 Km

23° WINTER CUP (ITA) 15-18/02/2018

Page 1 / 1

FICR

Apex Timing

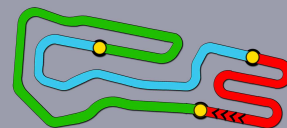


Scan this QR code for live timing



Timing service and charts editing provided by:

**Federazione Italiana
Cronometristi**



Qualifying Heats C-D

Document 23.1 OFFICIAL

OK DEF. RESULTS

Rnk	No.	Entrant	Nat E.	Driver	Nat D.	Equipment	Time	Laps	Best Lap	Gap	Interv.	Sector 1	Sector 2	Sector 3	Penalty	Points
1	209	TB RACING TEAM	DEU	Janker Hannes	DEU	Kr / Parilla / Bridgestone	10:27.825	13	47.943			18.778	14.730	14.435		0
2	221	KOSMIC RACING DEPARTEME	CZE	Stanek Roman	CZE	Kosmic / Vortex / Bridgestone	10:29.394	13	48.015	1.569	1.569	18.930	14.745	14.340		2
3	244	RICKY FLYNN MOTORSPORT	GBR	Maloney Zane	GBR	Fa Alonso / Vortex / Bridgestone	10:29.895	13	47.973	2.070	0.501	18.836	14.734	14.403		3
4	231	CRG SPA	ITA	Hiltbrand Pedro	ITA	Crg / Tm / Bridgestone	10:31.048	13	48.084	3.223	1.153	18.819	14.770	14.495		4
5	208	TB RACING TEAM	DEU	Zug Marius	DEU	Kr / Parilla / Bridgestone	10:31.160	13	47.964	3.335	0.112	18.816	14.729	14.419		5
6	225	PRAGA RACING TEAM	ARG	Pescador Jorge	ARG	Praga / Tm / Bridgestone	10:32.726	13	48.056	4.901	1.566	18.879	14.843	14.334		6
7	235	LENNOX RACING TEAM	GBR	Ferrari Lorenzo	GBR	Exprit / Vortex / Bridgestone	10:33.509	13	48.212	5.684	0.783	18.954	14.807	14.451		7
8	263	KR MOTOR SPORT	SWE	Gazil Ugo	ITA	Kr / Parilla / Bridgestone	10:36.978	13	48.194	9.153	3.469	18.998	14.814	14.382		8
9	237	COMANDUCCI CRISTIAN	ITA	Comanducci Cristian	ITA	Tony Kart / Vortex / Bridgestone	10:37.000	13	48.180	9.175	0.022	18.901	14.831	14.448		9
10	224	PRAGA RACING TEAM	ESP	Martinez Carles	ESP	Praga / Tm / Bridgestone	10:38.775	13	48.132	10.950	1.775	18.866	14.817	14.449		10
11	247	KOSKI MOTORSPORT	FIN	Saarijarvi Frans-Emil	FIN	Kosmic / Vortex / Bridgestone	10:38.861	13	48.054	11.036	0.086	18.892	14.824	14.338		11
12	234	LENNOX RACING TEAM	GBR	Zagazeta Mathias	GBR	Exprit / Vortex / Bridgestone	10:39.506	13	48.137	11.681	0.645	18.957	14.770	14.410		12
13	238	TONY KART RACING TEAM	SWE	Milell Noah	SWE	Tony Kart / Vortex / Bridgestone	10:40.214	13	48.033	12.389	0.708	18.859	14.755	14.419		13
14	239	BIREL ART RACING	CZE	Kacovsky Matej	CZE	Birel Art / Tm / Bridgestone	10:40.618	13	48.227	12.793	0.404	18.967	14.793	14.467		14
15	270	ENERGY CORSE SRL	IRL	Hayes Ross	IRL	Energy / Parilla / Bridgestone	10:43.859	13	48.486	16.034	3.241	19.085	14.881	14.520		15
16	206	WARD RACING	SWE	Torreggiani Mathias	ITA	Tony Kart / Vortex / Bridgestone	10:45.121	13	48.433	17.296	1.262	18.986	14.859	14.588		16
17	222	SODIKART	ITA	Fraisse Vincent	ITA	Sodikart / Tm / Bridgestone	10:45.366	13	48.138	17.541	0.245	18.937	14.830	14.371		17
18	246	BIREL ART RACING	ITA	Raffaele Francesca	ITA	Birel / Tm / Bridgestone	10:45.470	13	48.403	17.645	0.104	18.947	14.970	14.486		18
19	212	NYBERG KJETIL	NOR	Nyberg Tobias	NOR	Tony Kart / Vortex / Bridgestone	10:46.071	13	48.403	18.246	0.601	18.982	14.865	14.556		19
20	207	BRM RACING	ITA	Guidetti Jacopo	ITA	Brm / Tm / Bridgestone	10:47.836	13	48.246	20.011	1.765	18.869	14.887	14.490		20
21	223	ALAKULPPI MARKKU	FIN	Alakulppi Eetu	FIN	Haase / Parilla / Bridgestone	10:48.523	13	48.361	20.698	0.687	19.005	14.981	14.375		21
22	205	WARD RACING	SWE	Rozenfeld David	RUS	Tony Kart / Vortex / Bridgestone	10:48.526	13	48.444	20.701	0.003	19.008	14.882	14.554		22
23	204	SODIKART	GBR	Joyner Tom	GBR	Sodikart / Tm / Bridgestone	10:39.137	13	48.176	21.312	0.611	18.898	14.912	14.366	+10.000	23
24	245	RICKY FLYNN MOTORSPORT	CZE	Skocdopole Dan	CZE	Fa Alonso / Vortex / Bridgestone	10:49.800	13	48.476	21.975	0.663	19.058	14.896	14.522		24
25	251	CRG SPA	HKG	Yu Royce	HKG	Crg / Tm / Bridgestone	10:50.147	13	48.643	22.322	0.347	19.131	15.017	14.495		25
26	262	KR MOTOR SPORT	SWE	Germer Carl-anton	DNK	Kr / Parilla / Bridgestone	10:41.945	13	48.159	24.120	1.798	18.927	14.801	14.431	+10.000	26
27	210	RMW MOTORSPORT	DEU	Schaller Marek	DEU	Kosmic / lame / Bridgestone	10:47.770	13	48.403	29.945	5.825	19.058	14.967	14.378	+10.000	27
28	232	CRG SPA	ARG	Colapinto Franco	ARG	Crg / Parilla / Bridgestone	9:00.871	11	48.279	2 Laps	2 Laps	18.990	14.796	14.493		28
29	260	FORZA RACING	GBR	Lulham Christopher	GBR	Exprit / Tm / Bridgestone	9:00.995	11	48.035	2 Laps	0.124	18.806	14.754	14.475		29
30	259	SPEED KART	POL	Mateusz Kaprzyk	POL	Kosmic / Vortex / Bridgestone	9:09.461	11	48.446	2 Laps	8.466	18.971	14.967	14.508		30
31	213	WARD RACING	SWE	Armellini Andrea	ITA	Tony Kart / Vortex / Bridgestone	5:59.067	7	49.473	6 Laps	4 Laps	19.499	15.371	14.603		31
32	271	LOTUS	ARE	Bahar Denis	ARE	Tony Kart / Vortex / Bridgestone	4:19.578	5	49.068	8 Laps	2 Laps	19.139	14.954	14.975		32
33	250	S.R.T.MOTORSPORT	CHE	Anderruti Leandro	CHE	Tony Kart / Vortex / Bridgestone	2:03.232	2	49.153	11 Laps	3 Laps	19.367	15.150	14.636		33
34	252	MOSER ANITA	CHE	Moser Timo	CHE	Tony Kart / Vortex / Bridgestone	5.862	0		13 Laps	2 Laps					34

No.204 Joyner Tom : Time penalty of 10". According to steward's decision n°15

No.262 Germer Carl-anton : Time penalty of 10". According to steward's decision n°14

No.210 Schaller Marek : Time penalty of 10". According to steward's decision n°13

Leaders : No.209 Janker Hannes (1-13)

Start Time : 16/02 - 14:11:16

Best Lap : No.209 Janker Hannes 47.943 90,10 Kph

Weather : Sunny Air : 8°C Track : Dry

Event Record : No.264 Trivisanutto Lorenzo 47.454 91,03 Kph

23° WINTER CUP (ITA) 15-18/02/2018

Page 1 / 1

FICR

Apex Timing

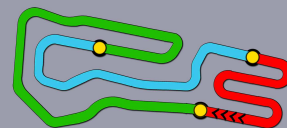


Scan this QR code for live timing



Timing service and charts editing provided by:

Federazione Italiana Cronometristi



OK

Qualifying Heats C-D Lap Chart

For information purposes. No official / regulatory value

	1	2	3	4	5	6	7	8	9	10	11	12	13	14	15	16	17	18	19	20	21	22	23	24	25	26	27	28	29	30	31	32	33	34
Grid	209	221	231	244	235	208	237	225	263	204	260	222	224	232	234	207	247	239	262	259	206	223	246	250	245	212	271	213	205	270	210	252	251	238
Start	209	231	221	235	244	208	225	237	263	204	232	260	224	234	207	247	262	239	206	246	259	245	223	271	250	205	212	213	270	210	238	252	251	222
Lap 1 Interval	209	231	221	244	235	208	225	263	237	204	232	260	224	234	207	247	239	206	259	246	270	271	238	210	245	212	205	251	213	223	222	250	222	250
Lap 2	209	221	244	231	235	208	225	263	237	232	204	260	224	234	207	247	262	206	239	259	270	246	238	271	210	212	205	223	222	245	251	213	250	250
Lap 3	209	221	244	231	235	208	225	263	237	232	204	224	260	207	234	247	206	239	262	270	259	238	246	271	210	212	205	222	223	251	245	213	245	213
Lap 4	209	221	244	231	235	208	225	263	237	232	204	224	260	207	247	234	239	206	262	270	238	259	246	210	271	212	205	222	223	251	245	213	245	213
Lap 5	209	221	244	231	235	208	225	263	237	232	204	260	224	207	247	234	239	262	206	238	270	259	246	210	212	222	223	205	251	245	251	213	245	213
Lap 6	209	221	244	231	208	235	225	263	237	232	204	260	224	207	247	234	239	262	238	206	270	259	246	210	212	222	223	205	251	245	213	245	213	245
Lap 7	209	221	244	231	208	235	225	263	237	232	204	260	224	207	247	234	239	262	238	206	270	246	210	259	222	212	205	251	223	245	251	213	245	213
Lap 8	209	221	244	231	208	235	225	263	237	232	204	260	224	247	234	207	239	262	238	270	206	246	210	222	212	259	205	223	251	245	213	245	213	245
Lap 9	209	221	244	231	208	235	225	263	237	232	204	260	224	247	234	239	262	238	270	206	246	210	222	212	259	205	223	251	245	213	245	213	245	213
Lap 10	209	221	244	231	208	235	225	263	237	232	204	260	224	247	234	239	262	238	270	206	246	210	222	212	259	205	223	251	245	213	245	213	245	213
Lap 11	209	221	244	231	208	235	225	263	237	232	204	260	224	247	234	239	262	238	270	206	246	210	222	212	259	205	223	251	245	213	245	213	245	213
Lap 12	209	221	244	231	208	235	225	263	237	232	204	260	224	247	234	239	262	238	270	206	246	210	222	212	259	205	223	251	245	213	245	213	245	213
Lap 13	209	221	244	231	208	235	225	263	237	232	204	260	224	247	234	239	262	238	270	206	246	210	222	212	259	205	223	251	245	213	245	213	245	213

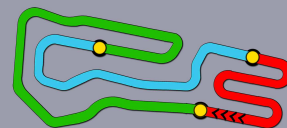


Scan this QR code for live timing



Timing service and charts editing provided by:

**Federazione Italiana
Cronometristi**



OK

Qualifying Heats C-D Analysis

For information purposes. No official / regulatory value

Laps	Sector 1	Sector 2	Sector 3	Lap Time
No.204 Joyner Tom				
1	21.092	16.088	15.528	52.708
2	19.376	15.553	15.053	49.982
3	19.281	15.064	14.408	48.753
4	19.003	15.034	14.475	48.512
5	19.041	14.908	14.430	48.379
6	18.898	14.912	14.366	48.176
7	18.903	14.902	14.379	48.184
8	18.939	14.947	14.377	48.263
9	18.952	14.907	15.082	48.941
10	19.014	14.894	14.337	48.245
11	18.896	14.858	15.183	48.937
12	20.010	15.156	14.511	49.677
13	19.055	14.927	14.299	48.281

Laps	Sector 1	Sector 2	Sector 3	Lap Time
No.205 Rozenfeld David				
1	22.005	16.610	16.110	54.725
2	19.543	15.508	15.757	50.808
3	19.258	15.095	14.722	49.075
4	19.084	14.927	14.592	48.603
5	19.613	15.711	15.272	50.596
6	19.107	14.971	15.133	49.211
7	19.205	15.431	14.928	49.564
8	19.091	14.945	14.641	48.677
9	19.048	14.916	14.543	48.507
10	18.966	14.925	14.555	48.446
11	19.023	14.885	14.555	48.463
12	19.008	14.882	14.554	48.444
13	19.163	15.124	14.900	49.187

Laps	Sector 1	Sector 2	Sector 3	Lap Time
No.206 Torreggiani Mathias				
1	21.737	16.298	15.834	53.869
2	19.648	15.171	14.812	49.631
3	19.314	15.139	14.926	49.379
4	18.940	14.987	14.970	48.897
5	19.282	14.931	15.027	49.240
6	19.198	14.847	14.942	48.987
7	19.057	14.844	14.751	48.652
8	19.056	14.912	15.108	49.076
9	18.981	15.057	14.708	48.746
10	18.986	14.859	14.588	48.433
11	18.988	15.013	14.662	48.663
12	19.001	15.399	14.902	49.302
13	19.021	15.039	15.072	49.132

Laps	Sector 1	Sector 2	Sector 3	Lap Time
No.207 Guidetti Jacopo				
1	21.461	16.347	15.799	53.607

Laps	Sector 1	Sector 2	Sector 3	Lap Time
2	19.320	15.224	14.795	49.339
3	19.164	15.308	14.828	49.300
4	18.969	14.922	14.494	48.385
5	18.869	14.887	14.490	48.246
6	18.980	14.933	14.457	48.370
7	18.931	14.846	14.501	48.278
8	19.044	15.288	15.236	49.568
9	19.017	15.386	14.904	49.307
10	19.103	15.320	15.118	49.541
11	19.094	15.234	14.898	49.226
12	19.292	16.215	15.730	51.237
13	19.709	15.752	15.383	50.844

Laps	Sector 1	Sector 2	Sector 3	Lap Time
No.208 Zug Marius				
1	20.654	15.578	14.723	50.955
2	19.077	15.020	14.522	48.619
3	19.029	14.917	14.551	48.497
4	18.976	14.877	14.432	48.285
5	18.979	14.922	14.470	48.371
6	18.943	14.952	14.456	48.351
7	18.816	14.729	14.419	47.964
8	18.861	14.809	14.370	48.040
9	18.817	14.752	14.433	48.002
10	18.848	14.743	14.413	48.004
11	18.856	14.867	14.405	48.128
12	18.803	14.794	14.409	48.006
13	18.835	14.816	14.425	48.076

Laps	Sector 1	Sector 2	Sector 3	Lap Time
No.209 Janker Hannes				
1	19.564	15.091	14.883	49.538
2	19.036	14.885	14.568	48.489
3	18.866	14.798	14.491	48.155
4	18.843	14.739	14.479	48.061
5	18.830	14.731	14.395	47.956
6	18.778	14.730	14.435	47.943
7	18.805	14.735	14.408	47.948
8	18.846	14.750	14.372	47.968
9	18.837	14.740	14.392	47.969
10	18.870	14.763	14.392	48.025
11	18.861	14.728	14.363	47.952
12	18.877	14.769	14.361	48.007
13	19.081	14.958	14.385	48.424

Laps	Sector 1	Sector 2	Sector 3	Lap Time
No.210 Schaller Marek				
1	20.504	16.756	15.846	53.106
2	19.443	15.800	15.458	50.701
3	19.327	15.216	14.582	49.125

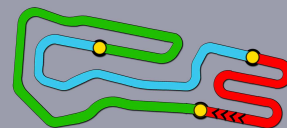
Laps	Sector 1	Sector 2	Sector 3	Lap Time
4	19.199	15.120	14.623	48.942
5	19.222	15.010	14.548	48.780
6	19.034	15.032	14.452	48.518
7	19.107	15.020	14.595	48.722
8	19.091	14.971	14.454	48.516
9	19.096	14.955	14.422	48.473
10	19.477	15.067	14.453	48.997
11	19.058	14.967	14.378	48.403
12	19.139	15.121	15.451	49.711
13	20.016	15.367	15.246	50.629

Laps	Sector 1	Sector 2	Sector 3	Lap Time
No.212 Nyberg Tobias				
1	22.077	16.541	15.764	54.382
2	19.559	15.526	15.741	50.826
3	19.156	15.143	14.716	49.015
4	19.007	15.065	14.591	48.663
5	19.716	15.040	14.581	49.337
6	19.019	14.887	14.588	48.494
7	19.017	14.868	14.768	48.653
8	19.104	14.899	15.102	49.105
9	19.039	14.959	14.598	48.596
10	18.982	14.865	14.556	48.403
11	19.028	14.927	14.566	48.521
12	19.021	14.912	15.003	48.936
13	19.295	14.910	14.598	48.803

Laps	Sector 1	Sector 2	Sector 3	Lap Time
No.213 Armellini Andrea				
1	22.047	16.792	15.769	54.608
2	20.084	15.967	14.890	50.941
3	20.050	15.548	14.712	50.310
4	19.700	15.488	14.577	49.765
5	19.616	15.470	14.584	49.670
6	19.530	15.405	14.587	49.522
7	19.499	15.371	14.603	49.473

Laps	Sector 1	Sector 2	Sector 3	Lap Time
No.221 Stanek Roman				
1	19.708	15.235	14.691	49.634
2	19.448	14.971	14.508	48.927
3	18.996	14.850	14.395	48.241
4	18.887	14.822	14.386	48.095
5	18.947	14.801	14.375	48.123
6	18.897	14.816	14.424	48.137
7	18.894	14.825	14.395	48.114
8	18.955	14.759	14.393	48.107
9	18.930	14.745	14.340	48.015
10	18.892	14.836	14.390	48.118
11	18.950	14.817	14.376	48.143





OK

Qualifying Heats C-D Analysis

For information purposes. No official / regulatory value

Laps	Sector 1	Sector 2	Sector 3	Lap Time
12	18.937	14.734	14.385	48.056
13	18.931	14.797	14.360	48.088

No.222 Fraise Vincent				
Laps	Sector 1	Sector 2	Sector 3	Lap Time
1	19.335	15.419	14.621	49.375
2	19.232	15.204	15.175	49.611
3	19.545	14.997	14.709	49.251
4	19.028	14.910	14.675	48.613
5	19.265	15.522	14.458	49.245
6	18.964	14.955	14.413	48.332
7	18.897	14.904	14.419	48.220
8	19.023	14.969	14.620	48.612
9	18.937	14.830	14.371	48.138
10	19.136	14.892	14.365	48.393
11	18.969	14.919	14.681	48.569
12	18.899	15.189	14.813	48.901
13	18.990	14.962	15.244	49.196

No.223 Alakulppi Eetu				
Laps	Sector 1	Sector 2	Sector 3	Lap Time
1	23.906	16.866	15.008	55.780
2	19.518	15.526	15.355	50.399
3	19.904	15.192	14.578	49.674
4	19.197	15.069	14.490	48.756
5	19.160	15.481	14.902	49.543
6	19.134	15.058	15.061	49.253
7	19.851	15.272	15.012	50.135
8	19.167	15.014	14.538	48.719
9	19.074	14.945	14.410	48.429
10	19.005	14.981	14.375	48.361
11	18.991	14.953	14.452	48.396
12	19.018	14.924	14.467	48.409
13	19.074	15.208	14.744	49.026

No.224 Martinez Carles				
Laps	Sector 1	Sector 2	Sector 3	Lap Time
1	21.410	16.125	15.606	53.141
2	19.381	15.163	15.095	49.639
3	19.128	15.118	14.686	48.932
4	19.049	14.920	14.521	48.490
5	19.012	14.830	14.879	48.721
6	18.886	14.938	14.485	48.309
7	18.875	14.892	14.442	48.209
8	18.883	14.874	14.446	48.203
9	18.866	14.817	14.449	48.132
10	18.991	14.913	14.414	48.318
11	18.819	14.838	15.158	48.815
12	19.629	14.903	14.456	48.988
13	18.889	14.898	14.660	48.447

No.225 Pescador Jorge				
Laps	Sector 1	Sector 2	Sector 3	Lap Time
1	21.093	15.654	14.807	51.554
2	19.258	15.109	14.545	48.912
3	19.044	14.954	14.367	48.365
4	18.916	14.881	14.409	48.206
5	18.933	14.851	14.416	48.200
6	18.987	14.927	14.370	48.284
7	18.989	14.901	14.412	48.302
8	18.920	14.854	14.422	48.196
9	18.932	14.855	14.393	48.180
10	18.932	14.795	14.362	48.089
11	19.005	14.846	14.318	48.169
12	18.879	14.843	14.334	48.056
13	19.024	14.864	14.401	48.289

No.231 Hiltbrand Pedro				
Laps	Sector 1	Sector 2	Sector 3	Lap Time
1	19.691	15.147	14.926	49.764
2	19.995	15.043	14.656	49.694
3	19.012	14.872	14.471	48.355
4	18.913	14.819	14.525	48.257
5	18.905	14.798	14.503	48.206
6	18.854	14.860	14.457	48.171
7	18.846	14.834	14.480	48.160
8	18.819	14.770	14.495	48.084
9	18.904	14.792	14.454	48.150
10	18.899	14.788	14.455	48.142
11	18.863	14.819	14.467	48.149
12	18.862	14.837	14.469	48.168
13	18.883	14.854	14.552	48.289

No.232 Colapinto Franco				
Laps	Sector 1	Sector 2	Sector 3	Lap Time
1	21.216	16.063	15.492	52.771
2	19.403	15.265	15.072	49.740
3	19.091	14.868	14.567	48.526
4	18.980	14.842	14.539	48.361
5	18.990	14.796	14.493	48.279
6	19.028	14.825	14.463	48.316
7	19.037	14.812	14.534	48.383
8	19.006	14.818	14.491	48.315
9	19.010	14.810	14.494	48.314
10	19.053	14.822	14.527	48.402
11	19.032	14.923	15.326	49.281

No.234 Zagazeta Mathias				
Laps	Sector 1	Sector 2	Sector 3	Lap Time
1	21.354	16.266	15.573	53.193
2	19.471	15.153	15.009	49.633
3	19.156	15.341	15.025	49.522

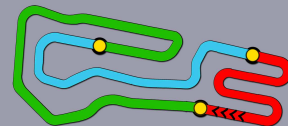
Laps	Sector 1	Sector 2	Sector 3	Lap Time
4	19.110	14.901	14.806	48.817
5	19.083	14.906	14.528	48.517
6	19.030	14.798	14.435	48.263
7	18.957	14.770	14.410	48.137
8	18.986	14.991	14.619	48.596
9	19.065	14.867	14.463	48.395
10	18.955	14.818	14.453	48.226
11	19.038	14.783	14.433	48.254
12	19.177	15.215	14.764	49.156
13	19.008	14.850	14.381	48.239

No.235 Ferrari Lorenzo				
Laps	Sector 1	Sector 2	Sector 3	Lap Time
1	20.399	15.414	14.711	50.524
2	19.243	15.008	14.655	48.906
3	19.044	14.899	14.457	48.400
4	19.036	14.868	14.477	48.381
5	19.008	14.873	14.435	48.316
6	19.244	15.216	14.482	48.942
7	18.969	14.848	14.492	48.309
8	18.954	14.807	14.451	48.212
9	18.975	14.805	14.721	48.501
10	19.083	14.826	14.485	48.394
11	18.939	14.851	14.434	48.224
12	18.980	14.874	14.382	48.236
13	19.023	14.922	14.459	48.404

No.237 Comanducci Cristian				
Laps	Sector 1	Sector 2	Sector 3	Lap Time
1	21.004	16.035	15.662	52.701
2	19.448	15.156	14.664	49.268
3	19.100	14.942	14.538	48.580
4	18.898	14.902	14.502	48.302
5	18.901	14.831	14.448	48.180
6	18.946	14.919	14.464	48.329
7	18.936	14.901	14.406	48.243
8	18.923	14.881	14.484	48.288
9	18.925	14.890	14.557	48.372
10	19.001	14.864	14.520	48.385
11	18.902	14.916	14.493	48.311
12	18.910	14.868	14.867	48.645
13	19.135	15.204	15.120	49.459

No.238 Milell Noah				
Laps	Sector 1	Sector 2	Sector 3	Lap Time
1	20.812	16.206	15.527	52.545
2	19.377	15.826	14.828	50.031
3	19.064	15.115	14.899	49.078
4	19.122	15.018	14.653	48.793
5	18.924	14.893	14.468	48.285





OK

Qualifying Heats C-D Analysis

For information purposes. No official / regulatory value

Laps	Sector 1	Sector 2	Sector 3	Lap Time
6	19.100	14.910	14.691	48.701
7	18.948	14.758	14.409	48.115
8	18.895	14.794	14.417	48.106
9	18.881	14.825	14.512	48.218
10	18.919	14.871	14.487	48.277
11	18.935	14.732	14.401	48.068
12	19.021	14.847	14.517	48.385
13	18.859	14.755	14.419	48.033

No.239 Kacovsky Matej				
1	21.563	16.543	15.834	53.940
2	19.946	15.323	14.769	50.038
3	19.297	15.207	14.844	49.348
4	19.040	14.914	14.649	48.603
5	19.021	14.881	14.562	48.464
6	19.028	14.816	14.557	48.401
7	19.013	14.764	14.528	48.305
8	19.023	14.751	14.563	48.337
9	19.005	14.834	14.697	48.536
10	19.050	14.818	14.599	48.467
11	18.967	14.793	14.467	48.227
12	19.106	14.882	14.745	48.733
13	19.088	14.750	14.504	48.342

No.244 Maloney Zane				
1	19.921	15.205	14.720	49.846
2	19.461	15.004	14.585	49.050
3	18.912	14.791	14.537	48.240
4	18.850	14.819	14.498	48.167
5	18.873	14.793	14.442	48.108
6	18.833	14.773	14.515	48.121
7	18.845	14.815	14.475	48.135
8	18.780	14.799	14.401	47.980
9	18.897	14.784	14.493	48.174
10	18.838	14.781	14.449	48.068
11	18.836	14.734	14.403	47.973
12	18.802	14.815	14.499	48.116
13	18.890	14.798	14.453	48.141

No.245 Skocdopole Dan				
1	21.710	17.181	16.075	54.966
2	19.535	15.761	16.180	51.476
3	20.197	15.344	14.823	50.364
4	19.202	15.031	14.688	48.921
5	19.134	15.395	15.002	49.531
6	19.058	15.024	14.696	48.778
7	19.234	15.292	15.286	49.812

Laps	Sector 1	Sector 2	Sector 3	Lap Time
8	19.186	15.060	14.721	48.967
9	19.121	15.066	14.538	48.725
10	19.093	15.045	14.610	48.748
11	18.997	15.008	14.933	48.938
12	19.058	14.896	14.522	48.476
13	19.078	14.905	14.613	48.596

No.246 Raffaele Francesca				
1	21.686	16.817	15.511	54.014
2	19.746	16.005	14.770	50.521
3	19.197	15.230	15.117	49.544
4	19.250	15.128	15.198	49.576
5	19.019	14.990	14.505	48.514
6	19.019	15.029	14.632	48.680
7	19.183	14.983	14.635	48.801
8	19.092	14.899	14.495	48.486
9	18.946	14.957	14.521	48.424
10	18.947	14.970	14.486	48.403
11	18.979	15.044	15.018	49.041
12	19.141	15.130	14.683	48.954
13	19.243	15.050	14.942	49.235

No.247 Saarijarvi Frans-Emil				
1	21.583	16.446	15.841	53.870
2	19.579	15.260	14.836	49.675
3	19.085	15.028	14.646	48.759
4	19.192	14.926	14.506	48.624
5	18.965	14.876	14.512	48.353
6	18.968	14.872	14.420	48.260
7	18.888	14.858	14.424	48.170
8	18.917	15.100	14.664	48.681
9	18.996	14.846	14.459	48.301
10	18.947	14.862	14.399	48.208
11	18.892	14.824	14.338	48.054
12	19.373	15.013	14.478	48.864
13	18.917	14.898	14.518	48.333

No.250 Anderruti Leandro				
1	35.779	19.414	14.788	1:09.981
2	19.367	15.150	14.636	49.153

No.251 Yu Royce				
1	20.713	16.523	15.849	53.085
2	19.697	15.563	15.719	50.979
3	19.842	15.339	14.819	50.000
4	19.179	15.160	14.565	48.904
5	19.251	15.408	14.816	49.475
6	19.038	15.013	14.865	48.916

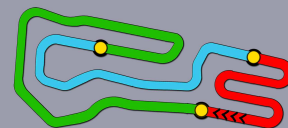
Laps	Sector 1	Sector 2	Sector 3	Lap Time
7	19.264	15.203	15.270	49.737
8	19.061	15.071	14.957	49.089
9	19.150	15.011	14.521	48.682
10	19.064	15.107	14.551	48.722
11	19.072	15.020	15.183	49.275
12	19.088	15.040	14.563	48.691
13	19.131	15.017	14.495	48.643

No.259 Mateusz Kaprzyk				
1	21.563	16.527	15.728	53.818
2	19.649	15.599	14.708	49.956
3	19.275	15.409	15.306	49.990
4	19.105	15.118	15.089	49.312
5	18.971	14.967	14.508	48.446
6	19.097	15.256	14.791	49.144
7	19.127	15.000	15.013	49.140
8	19.257	15.075	15.603	49.935
9	19.176	14.982	14.527	48.685
10	19.066	15.015	14.481	48.562
11	19.035	14.979	15.163	49.177

No.260 Lulham Christopher				
1	21.398	16.163	15.537	53.098
2	19.301	15.279	15.169	49.749
3	19.187	15.406	14.799	49.392
4	18.945	14.970	14.573	48.488
5	18.850	14.846	14.629	48.325
6	18.780	14.772	14.496	48.048
7	18.792	14.758	14.488	48.038
8	18.768	14.776	14.504	48.048
9	18.754	14.863	14.833	48.450
10	18.806	14.754	14.475	48.035
11	18.863	14.893	15.332	49.088

No.262 Gerner Carl-anton				
1	21.340	16.373	15.877	53.590
2	19.483	15.298	15.278	50.059
3	19.508	15.581	14.803	49.892
4	19.080	15.011	14.572	48.663
5	19.270	14.961	14.692	48.923
6	18.992	14.991	14.487	48.470
7	18.974	14.857	14.444	48.275
8	18.920	14.912	14.488	48.320
9	18.923	14.868	14.789	48.580
10	18.977	14.973	14.580	48.530
11	18.927	14.801	14.431	48.159
12	18.906	15.751	14.528	49.185





OK

Qualifying Heats C-D Analysis

For information purposes. No official / regulatory value

Laps	Sector 1	Sector 2	Sector 3	Lap Time
13	18.999	14.972	14.487	48.458

No.263 Gazil Ugo

1	21.055	16.002	15.330	52.387
2	19.371	15.143	14.546	49.060
3	19.026	14.975	14.464	48.465
4	19.014	14.990	14.417	48.421
5	18.973	14.901	14.425	48.299
6	18.998	14.814	14.382	48.194
7	19.076	14.908	14.436	48.420
8	19.008	15.211	14.531	48.750
9	18.961	14.881	14.511	48.353
10	18.971	14.947	14.414	48.332
11	18.992	14.887	14.489	48.368
12	18.981	14.829	14.540	48.350
13	19.138	15.263	15.121	49.522

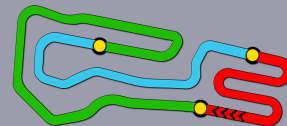
No.270 Hayes Ross

1	20.535	16.645	15.474	52.654
2	19.549	15.574	14.662	49.785
3	19.252	15.264	14.956	49.472
4	19.161	15.135	14.693	48.989
5	19.227	15.072	14.514	48.813
6	19.098	14.872	14.608	48.578
7	19.130	14.926	14.627	48.683
8	19.072	14.940	14.717	48.729
9	19.125	14.890	14.564	48.579
10	19.085	14.881	14.520	48.486
11	19.235	14.993	14.474	48.702
12	19.160	15.207	14.622	48.989
13	19.089	14.935	14.518	48.542

No.271 Bahar Denis

1	21.284	16.928	15.871	54.083
2	19.388	15.966	15.634	50.988
3	19.277	15.054	14.802	49.133
4	19.139	14.954	14.975	49.068
5	20.501	16.001	15.996	52.498





OK

Qualifying Heats C-D Starting Grid

Document 17.1 OFFICIAL

238	Milell Noah Tony Kart / Vortex / Bridgestone	55 Points		17	251	Yu Royce Crg / Tm / Bridgestone	109 Points	
252	Moser Timo Tony Kart / Vortex / Bridgestone	120 Points		16	210	Schaller Marek Kosmic / Iame / Bridgestone	93 Points	
270	Hayes Ross Energy / Parilla / Bridgestone	74 Points		15	205	Rozenfeld David Tony Kart / Vortex / Bridgestone	100 Points	
213	Armellin Andrea Tony Kart / Vortex / Bridgestone	112 Points		14	271	Bahar Denis Tony Kart / Vortex / Bridgestone	111 Points	
212	Nyberg Tobias Tony Kart / Vortex / Bridgestone	85 Points		13	245	Skocdopole Dan Fa Alonso / Vortex / Bridgestone	84 Points	
250	Anderruti Leandro Tony Kart / Vortex / Bridgestone			12	246	Raffaele Francesca Birel / Tm / Bridgestone	110 Points	
223	Alakulppi Eetu Haase / Parilla / Bridgestone	77 Points		11	206	Torreggiani Mathias Tony Kart / Vortex / Bridgestone	90 Points	
259	Mateusz Kaprzyk Kosmic / Vortex / Bridgestone	115 Points		10	262	Gerner Carl-anton Kr / Parilla / Bridgestone	87 Points	
239	Kacovsky Matej Birel Art / Tm / Bridgestone	84 Points		9	247	Saarijarvi Frans-Emil Kosmic / Vortex / Bridgestone	65 Points	
207	Guidetti Jacopo Brm / Tm / Bridgestone	114 Points		8	234	Zagazeta Mathias Exprit / Vortex / Bridgestone	72 Points	
232	Colapinto Franco Crg / Parilla / Bridgestone	62 Points		7	224	Martinez Carles Praga / Tm / Bridgestone	67 Points	
222	Fraisse Vincent Sodikart / Tm / Bridgestone	64 Points		6	260	Lulham Christopher Exprit / Tm / Bridgestone	117 Points	
204	Joyner Tom Sodikart / Tm / Bridgestone	44 Points		5	263	Gazil Ugo Kr / Parilla / Bridgestone	43 Points	
225	Pescador Jorge Praga / Tm / Bridgestone	29 Points		4	237	Comanducci Cristian Tony Kart / Vortex / Bridgestone	88 Points	
208	Zug Marius Kr / Parilla / Bridgestone	26 Points		3	235	Ferrari Lorenzo Exprit / Vortex / Bridgestone	31 Points	
244	Maloney Zane Fa Alonso / Vortex / Bridgestone	48 Points		2	231	Hiltbrand Pedro Crg / Tm / Bridgestone	12 Points	
221	Stanek Roman Kosmic / Vortex / Bridgestone	14 Points		1	209	Janker Hannes Kr / Parilla / Bridgestone	2 Points	

POLE POSITION



Start : 16/02 - 14:10 13 Laps = 15,600 Km

23rd WINTER CUP (ITA) 15-18/02/2018

Page 1 / 1

FICR

Apex Timing

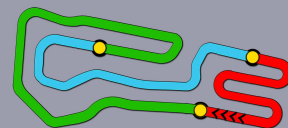


Scan this QR code for live timing



Timing service and charts editing provided by:

**Federazione Italiana
Cronometristi**



Qualifying Heats A-B

Document 22.1 OFFICIAL

OK DEF. RESULTS

Rnk	No.	Entrant	Nat E.	Driver	Nat D.	Equipment	Time	Laps	Best Lap	Gap	Interv.	Sector 1	Sector 2	Sector 3	Penalty	Points
1	264	KR MOTOR SPORT	ITA	Trvisanutto Lorenzo	ITA	Kr / Parilla / Bridgestone	10:30.443	13	47.947			18.890	14.718	14.339		0
2	253	KSM SCHUMACHER RACING	ITA	Nielsen Nicklas	DNK	Tony Kart / Vortex / Bridgestone	10:31.995	13	48.126	1.552	1.552	18.875	14.870	14.381		2
3	228	CRG SPA	ITA	Bradshaw Callum	GBR	Crg / Tm / Bridgestone	10:32.931	13	48.147	2.488	0.936	18.919	14.790	14.438		3
4	201	TONY KART RACING TEAM	ITA	Vidales Ajenjo David	ESP	Tony Kart / Vortex / Bridgestone	10:33.313	13	48.122	2.870	0.382	18.935	14.788	14.399		4
5	265	KR MOTOR SPORT	ITA	Michelotto Mattia	ITA	Kr / Parilla / Bridgestone	10:34.016	13	48.174	3.573	0.703	18.881	14.808	14.485		5
6	202	PF INTERNATIONAL KARTING	GBR	Hodgson Oliver	GBR	Birel / Parilla / Bridgestone	10:35.750	13	48.168	5.307	1.734	18.893	14.844	14.431		6
7	229	CRG SPA	ITA	Meyer Kilian	ESP	Crg / Tm / Bridgestone	10:36.582	13	48.171	6.139	0.832	18.906	14.815	14.450		7
8	216	FORZA RACING	GBR	Edgar Jonny	GBR	Exprit / Tm / Bridgestone	10:38.243	13	48.167	7.800	1.661	18.941	14.806	14.420		8
9	249	KSB RACING TEAM	DNK	Rossel Kevin	DNK	Kosmic / Vortex / Bridgestone	10:38.358	13	48.150	7.915	0.115	18.880	14.825	14.445		9
10	255	KSM SCHUMACHER RACING	ITA	Bizzotto Leonardo	ITA	Tony Kart / Vortex / Bridgestone	10:39.411	13	48.408	8.968	1.053	18.993	14.864	14.551		10
11	266	KR MOTOR SPORT	ITA	Marseglia Leonardo	ITA	Kr / Parilla / Bridgestone	10:40.205	13	48.273	9.762	0.794	18.864	14.811	14.598		11
12	220	KOSMIC RACING DEPARTEME	ITA	Gustafsson Viktor	SWE	Kosmic / Vortex / Bridgestone	10:41.391	13	48.346	10.948	1.186	18.925	14.880	14.541		12
13	257	KSM SCHUMACHER RACING	CHE	Ferati Jasin	CHE	Tony Kart / Vortex / Bridgestone	10:41.795	13	48.355	11.352	0.404	18.954	14.872	14.529		13
14	218	FORZA RACING	GBR	Patterson Dexter	GBR	Exprit / Tm / Bridgestone	10:42.096	13	48.219	11.653	0.301	18.940	14.815	14.464		14
15	272	RICKY FLYNN MOTORSPORT	GBR	Thompson Harry	GBR	Fa Alonso / Vortex / Bridgestone	10:43.482	13	48.087	13.039	1.386	18.865	14.742	14.480		15
16	211	WARD RACING	ITA	Nord Gabriel	SWE	Tony Kart / Vortex / Bridgestone	10:44.524	13	48.355	14.081	1.042	18.913	14.882	14.560		16
17	254	KSM SCHUMACHER RACING	ITA	Van der Helm Tijmen	NLD	Tony Kart / Vortex / Bridgestone	10:44.960	13	48.191	14.517	0.436	18.897	14.839	14.455		17
18	241	BIREL ART RACING	ITA	Coluccio Luigi	ITA	Birel Art / Tm / Bridgestone	10:45.356	13	48.524	14.913	0.396	19.119	14.887	14.518		18
19	268	UNOMATRICULA K-TEAM	ESP	Lahoz Lopez	ESP	Tony Kart / lame / Bridgestone	10:46.398	13	48.291	15.955	1.042	19.012	14.762	14.517		19
20	240	BIREL ART RACING	ITA	Grinbergas Gustas	LTU	Birel Art / Tm / Bridgestone	10:47.036	13	48.318	16.593	0.638	18.950	14.887	14.481		20
21	243	BIREL ART RACING	ITA	Settimo Marco	ITA	Rk / Tm / Bridgestone	10:47.654	13	48.377	17.211	0.618	18.912	14.923	14.542		21
22	226	M2 RACING KARTS	ESP	Sagrera Javier	ESP	Crg / Parilla / Bridgestone	10:48.890	13	48.243	18.447	1.236	18.898	14.895	14.450		22
23	215	SPEED KART	POL	Szczurek Kacper	POL	Kosmic / Vortex / Bridgestone	10:50.486	13	48.190	20.043	1.596	18.918	14.852	14.420		23
24	269	KSB RACING TEAM	DNK	Frederik Kikkenbourg	DNK	Kosmic / Vortex / Bridgestone	10:50.499	13	48.447	20.056	0.013	18.976	14.888	14.583		24
25	258	ASD AUTOEUROPEO MOTOR	ITA	Carenini Danny	ITA	Tony Kart / Vortex / Bridgestone	10:41.495	13	48.382	21.052	0.996	18.914	14.888	14.580	+10.000	25
26	219	FORZA RACING	GBR	Seppanen Elias	FIN	Exprit / Tm / Bridgestone	10:51.692	13	48.416	21.249	0.197	19.008	14.947	14.461		26
27	227	GLITZENHIRN TORSTEN	DEU	Enders Paul	DEU	Crg / lame / Bridgestone	10:52.941	13	48.530	22.498	1.249	19.001	14.967	14.562		27
28	233	CRG SPA	ITA	Rosso Andrea	ITA	Crg / lame / Bridgestone	10:44.064	13	48.282	23.621	1.123	18.996	14.835	14.451	+10.000	28
29	236	MARKUS SEBASTIAN STRAUB	CHE	Pascal Von Allmen	CHE	Sodikart / Tm / Bridgestone	10:54.892	13	48.711	24.449	0.828	19.149	14.989	14.573		29
30	214	TK RACING	NOR	Jakobsen Jenny	NOR	Fa Kart / Tm / Bridgestone	10:55.503	13	48.515	25.060	0.611	18.956	14.955	14.604		30
31	261	WARD RACING	SWE	Jansson Rasmus	SWE	Tony Kart / Vortex / Bridgestone	10:55.868	13	48.532	25.425	0.365	19.046	14.981	14.505		31
32	267	KR MOTOR SPORT	ITA	Vaskelis Kasparas	LTU	Kr / Parilla / Bridgestone	10:56.127	13	48.403	25.684	0.259	18.989	14.856	14.558		32
33	242	BIREL ART RACING	ITA	Fritsch Valentino	ITA	Birel Art / Tm / Bridgestone	10:51.060	13	48.465	30.617	4.933	19.027	14.921	14.517	+10.000	33
34	248	CRG SPA	ITA	Lee Frederick	GBR	Crg / Tm / Bridgestone	11:01.409	13	49.522	30.966	0.349	19.379	15.364	14.779		34
35	203	PF INTERNATIONAL KARTING	GBR	Tillett Archie	GBR	Birel / Parilla / Bridgestone	11:12.960	13	48.478	42.517	11.551	19.024	14.964	14.490		35
36	256	KSB RACING TEAM	CHE	Muth Lukas	CHE	Kosmic / Vortex / Bridgestone	56.148	1	54.570	12 Laps	12 Laps	21.740	16.441	16.389		36

No.258 Carenini Danny : Time penalty of 10". According to steward's decision n°10

No.233 Rosso Andrea : Time penalty of 10". According to steward's decision n°11

No.242 Fritsch Valentino : Time penalty of 10". According to steward's decision n°12

Leaders : No.264 Trvisanutto Lorenzo (1-13)

Start Time : 16/02 - 13:52:23

Best Lap : No.264 Trvisanutto Lorenzo 47.947 90,09 Kph

Weather : Sunny Air : 8°C Track : Dry

Event Record : No.264 Trvisanutto Lorenzo 47.454 91,03 Kph

23° WINTER CUP (ITA) 15-18/02/2018

Page 1 / 1

FICR

Apex Timing

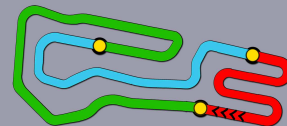


Scan this QR code for live timing



Timing service and charts editing provided by:

Federazione Italiana Cronometristi



OK

Qualifying Heats A-B Lap Chart

For information purposes. No official / regulatory value

	1	2	3	4	5	6	7	8	9	10	11	12	13	14	15	16	17	18	19	20	21	22	23	24	25	26	27	28	29	30	31	32	33	34	35	36			
Grid	264	253	265	216	228	258	218	201	256	229	249	202	220	241	257	254	233	266	268	243	226	211	215	240	255	242	269	267	203	227	261	219	214	272	236	248			
Start	264	265	253	228	216	218	258	256	201	229	249	202	220	241	257	255	254	266	233	243	268	211	226	240	242	269	267	215	203	227	219	261	272	214	236	248			
Lap 1 Interval	264	228	265	253	218	201	258	249	229	202	229	202	255	220	216	256	241	257	266	233	243	268	254	211	226	240	272	242	215	269	267	227	219	203	236	248	214	261	0.0
Lap 2	264	228	253	265	218	201	258	249	202	229	255	220	216	257	266	241	233	243	211	268	226	272	254	242	215	240	267	269	227	203	219	261	236	214	248	248	0.8		
Lap 3	264	228	253	265	201	258	218	249	202	229	255	220	216	266	257	241	233	211	243	268	272	254	226	215	240	242	267	269	203	219	236	261	214	227	248	0.1			
Lap 4	264	228	253	265	201	218	249	202	229	258	255	216	220	266	257	241	233	211	243	272	254	268	215	240	226	242	267	269	203	219	236	261	227	214	248	0.2			
Lap 5	264	253	228	265	201	218	202	249	229	255	216	220	258	266	257	241	233	211	272	254	243	268	215	226	240	242	269	267	203	219	236	261	227	214	248	0.7			
Lap 6	264	253	228	265	201	218	202	229	249	255	216	220	258	266	257	241	233	211	272	254	215	243	268	226	240	267	269	242	219	236	261	227	214	248	203	15.5			
Lap 7	264	253	228	201	265	202	229	218	249	216	255	258	220	266	257	241	233	211	272	254	243	268	240	226	269	242	215	267	219	236	227	261	214	248	203	16.6			
Lap 8	264	253	228	201	265	202	229	218	249	216	255	220	258	266	257	241	233	211	272	254	268	243	240	226	269	242	215	219	227	236	261	267	214	248	203	16.4			
Lap 9	264	253	228	201	265	202	229	218	216	249	255	220	258	266	257	241	233	211	272	254	268	240	243	226	269	242	215	219	227	236	261	214	267	248	203	15.4			
Lap 10	264	253	228	201	265	202	229	218	216	249	255	220	258	266	257	241	233	211	272	254	268	240	243	226	269	242	215	219	227	236	214	261	267	248	203	14.3			
Lap 11	264	253	228	201	265	202	229	216	249	255	220	258	266	218	257	272	233	211	241	254	268	240	243	226	269	215	242	219	227	236	214	261	267	248	203	13.5			
Lap 12	264	253	228	201	265	202	229	216	249	255	258	266	220	218	257	272	233	211	254	241	268	240	243	226	269	215	242	219	227	236	214	261	267	248	203	12.4			
Lap 13	264	253	228	201	265	202	229	216	249	255	266	220	258	257	218	272	233	211	254	241	268	240	243	226	215	269	242	219	227	236	214	261	267	248	203	11.5			

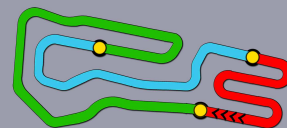


Scan this QR code for live timing



Timing service and charts editing provided by:

Federazione Italiana Cronometristi



OK

Qualifying Heats A-B Analysis

For information purposes. No official / regulatory value

Laps	Sector 1	Sector 2	Sector 3	Lap Time	Laps	Sector 1	Sector 2	Sector 3	Lap Time	Laps	Sector 1	Sector 2	Sector 3	Lap Time
No.201 Vidales Ajenjo David					2	19.728	15.747	15.517	50.992	4	18.980	14.883	14.891	48.754
1	20.855	15.433	14.743	51.031	3	19.320	15.249	15.047	49.616	5	18.983	14.960	14.632	48.575
2	19.109	15.037	14.941	49.087	4	19.241	14.978	14.756	48.975	6	18.936	14.841	14.534	48.311
3	19.060	15.057	14.755	48.872	5	19.222	14.929	14.760	48.911	7	19.113	15.083	15.114	49.310
4	19.013	14.901	14.463	48.377	6	19.037	14.866	14.586	48.489	8	19.090	14.905	14.563	48.558
5	18.972	14.888	14.437	48.297	7	19.020	14.926	14.609	48.555	9	18.932	14.867	14.654	48.453
6	18.986	14.881	14.453	48.320	8	18.967	14.910	14.586	48.463	10	18.926	14.815	14.660	48.401
7	18.960	14.855	14.618	48.433	9	18.962	14.841	14.773	48.576	11	19.070	14.823	14.487	48.380
8	19.049	14.860	14.450	48.359	10	18.925	14.948	15.065	48.938	12	18.941	14.806	14.420	48.167
9	19.035	14.814	14.412	48.261	11	19.163	14.919	14.633	48.715	13	18.950	14.792	14.526	48.268
10	18.940	14.812	14.481	48.233	12	18.955	14.862	14.552	48.369	No.218 Patterson Dexter				
11	18.914	14.803	14.414	48.131	13	18.913	14.882	14.560	48.355	1	20.266	15.632	14.777	50.675
12	18.911	14.826	14.449	48.186	No.214 Jakobsen Jenny					2	19.222	15.087	15.146	49.455
13	18.935	14.788	14.399	48.122	1	21.839	17.233	16.591	55.663	3	19.098	15.011	15.356	49.465
No.202 Hodgson Oliver					2	20.963	15.789	15.076	51.828	4	19.115	15.087	14.849	49.051
1	21.145	15.911	15.164	52.220	3	19.409	15.845	15.534	50.788	5	19.009	14.856	14.504	48.369
2	19.413	15.017	14.581	49.011	4	19.771	15.677	15.691	51.139	6	18.940	14.815	14.464	48.219
3	19.119	15.025	14.496	48.640	5	19.291	15.171	14.806	49.268	7	19.192	16.186	15.072	50.450
4	19.025	15.018	14.988	49.031	6	19.095	15.234	14.753	49.082	8	19.161	14.959	14.594	48.714
5	19.034	14.886	14.625	48.545	7	19.158	15.090	14.734	48.982	9	18.977	14.871	14.563	48.411
6	18.975	14.840	14.468	48.283	8	19.103	15.291	15.424	49.818	10	18.972	14.817	15.140	48.929
7	18.941	15.074	14.454	48.469	9	19.269	15.336	14.841	49.446	11	19.570	14.972	16.126	50.668
8	18.959	14.929	14.458	48.346	10	19.117	14.976	14.813	48.906	12	19.035	14.855	14.481	48.371
9	18.986	14.901	14.406	48.293	11	19.027	14.969	14.748	48.744	13	19.167	15.297	15.370	49.834
10	18.972	14.878	14.458	48.308	12	19.066	15.036	14.632	48.734	No.219 Seppanen Elias				
11	18.960	14.821	14.437	48.218	13	18.956	14.955	14.604	48.515	1	21.991	17.023	16.350	55.364
12	18.893	14.844	14.431	48.168	No.215 Szczurek Kacper					2	19.871	15.717	15.975	51.563
13	18.967	14.980	14.464	48.411	1	21.829	16.748	16.300	54.877	3	19.990	15.855	15.099	50.944
No.203 Tillet Archie					2	19.602	15.863	15.772	51.237	4	19.267	15.180	14.604	49.051
1	22.133	17.025	16.923	56.081	3	19.418	15.164	15.166	49.748	5	19.087	15.122	14.638	48.847
2	19.912	15.636	15.582	51.130	4	19.219	15.090	14.598	48.907	6	19.218	16.175	15.046	50.439
3	20.098	15.500	14.954	50.552	5	19.090	15.393	15.201	49.684	7	19.166	15.146	15.217	49.529
4	19.304	15.153	14.731	49.188	6	19.153	14.946	14.763	48.862	8	19.436	15.108	14.589	49.133
5	19.072	15.069	14.625	48.766	7	19.045	17.908	15.624	52.577	9	19.058	15.090	14.534	48.682
6			16.086	1:09.814	8	19.279	15.007	14.611	48.897	10	19.009	15.027	14.509	48.545
7	20.044	15.565	15.152	50.761	9	19.067	14.902	14.506	48.475	11	18.987	14.973	14.534	48.494
8	19.524	15.199	14.827	49.550	10	18.950	14.820	14.881	48.651	12	19.008	14.947	14.461	48.416
9	19.205	15.075	14.678	48.958	11	18.918	14.852	14.420	48.190	13	19.014	15.015	14.463	48.492
10	19.082	14.992	14.570	48.644	12	19.053	14.766	14.474	48.293	No.220 Gustafsson Viktor				
11	19.107	15.075	14.515	48.697	13	19.003	14.772	14.685	48.460	1	21.211	16.175	15.526	52.912
12	19.024	14.964	14.490	48.478	No.216 Edgar Jonny					2	19.325	15.181	14.739	49.245
13	19.070	15.053	14.571	48.694	1	21.112	17.137	15.533	53.782	3	19.073	14.938	14.661	48.672
No.211 Nord Gabriel					2	19.383	15.158	14.748	49.289	4	19.018	14.942	15.106	49.066
1	21.750	16.583	16.335	54.668	3	19.057	14.941	14.567	48.565	5	19.047	14.974	14.678	48.699

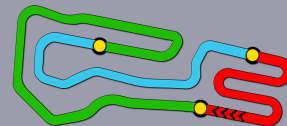


Scan this QR code for live timing



Timing service and charts editing provided by:

Federazione Italiana Cronometristi



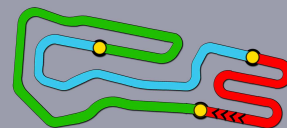
OK

Qualifying Heats A-B Analysis

For information purposes. No official / regulatory value

Laps	Sector 1	Sector 2	Sector 3	Lap Time	Laps	Sector 1	Sector 2	Sector 3	Lap Time	Laps	Sector 1	Sector 2	Sector 3	Lap Time
6	18.925	14.880	14.541	48.346	8	18.987	14.846	14.504	48.337	10	19.078	15.020	14.657	48.755
7	19.099	15.637	15.040	49.776	9	19.000	14.857	14.575	48.432	11	19.090	15.016	14.646	48.752
8	19.068	14.865	14.666	48.599	10	19.027	14.850	14.470	48.347	12	19.116	15.118	14.721	48.955
9	19.038	14.897	14.504	48.439	11	18.919	14.790	14.438	48.147	13	19.149	14.989	14.573	48.711
10	18.902	14.952	14.622	48.476	12	18.967	14.781	14.514	48.262	No.240 Grinbergas Gustas				
11	19.041	14.846	14.828	48.715	13	18.938	14.812	14.484	48.234	1	21.912	16.557	16.406	54.875
12	18.971	14.843	15.218	49.032	No.229 Meyer Kilian					2	20.308	15.836	15.781	51.925
13	19.230	15.226	14.965	49.421	1	21.092	15.929	15.208	52.229	3	19.407	15.227	15.046	49.680
No.226 Sagrera Javier					2	19.618	15.241	14.715	49.574	4	19.331	15.274	14.689	49.294
1	21.955	16.483	16.331	54.769	3	19.060	14.942	14.594	48.596	5	19.062	15.401	15.225	49.688
2	19.755	15.810	15.623	51.188	4	18.991	14.933	14.791	48.715	6	19.103	15.114	14.950	49.167
3	19.677	15.250	15.466	50.393	5	19.121	14.966	14.686	48.773	7	19.251	15.093	14.520	48.864
4	19.488	15.165	15.003	49.656	6	19.058	14.926	14.595	48.579	8	19.107	14.971	14.463	48.541
5	19.136	15.129	15.138	49.403	7	19.084	15.009	14.583	48.676	9	19.074	14.941	14.445	48.460
6	19.181	15.005	15.140	49.326	8	18.992	14.885	14.515	48.392	10	18.979	14.956	14.471	48.406
7	20.000	15.781	14.918	50.699	9	18.967	14.878	14.511	48.356	11	18.950	14.887	14.481	48.318
8	19.043	14.987	14.603	48.633	10	18.952	14.860	14.518	48.330	12	18.973	14.885	14.482	48.340
9	19.006	15.006	14.506	48.518	11	18.903	14.891	14.475	48.269	13	19.003	14.916	14.441	48.360
10	18.954	14.903	14.492	48.349	12	18.906	14.815	14.450	48.171	No.241 Coluccio Luigi				
11	18.972	14.911	14.487	48.370	13	18.919	14.861	14.457	48.237	1	21.427	16.497	16.288	54.212
12	18.925	14.919	14.522	48.366	No.233 Rosso Andrea					2	20.043	16.137	15.610	51.790
13	18.898	14.895	14.450	48.243	1	21.393	16.469	16.421	54.283	3	19.278	15.110	14.739	49.127
No.227 Enders Paul					2	19.862	15.996	15.570	51.428	4	19.198	14.919	14.622	48.739
1	22.095	17.032	16.229	55.356	3	19.486	15.054	14.899	49.439	5	19.108	15.053	14.636	48.797
2	19.660	16.030	15.751	51.441	4	19.212	15.017	14.652	48.881	6	19.071	14.966	14.629	48.666
3			15.263	52.799	5	19.112	14.968	14.726	48.806	7	19.119	14.963	14.622	48.704
4	19.631	15.407	15.058	50.096	6	19.107	14.903	14.555	48.565	8	19.058	14.968	14.664	48.690
5	19.306	15.101	14.741	49.148	7	19.063	14.860	14.653	48.576	9	19.117	14.934	14.853	48.904
6	19.100	15.092	14.599	48.791	8	19.072	14.965	14.588	48.625	10	19.051	14.958	15.431	49.440
7	19.113	15.042	14.771	48.926	9	19.060	14.888	14.896	48.844	11	19.370	14.906	14.595	48.871
8	19.482	15.158	14.676	49.316	10	19.064	14.876	14.882	48.822	12	19.064	14.887	14.912	48.863
9	19.083	14.973	14.630	48.686	11	19.116	15.083	14.597	48.796	13	19.119	14.887	14.518	48.524
10	19.001	14.967	14.562	48.530	12	19.003	14.809	14.516	48.328	No.242 Fritsch Valentino				
11	19.039	14.938	14.591	48.568	13	18.996	14.835	14.451	48.282	1	21.970	16.861	16.175	55.006
12	18.949	14.879	14.869	48.697	No.236 Pascal Von Allmen					2	19.734	15.830	15.690	51.254
13	19.091	14.970	14.669	48.730	1	21.574	17.504	16.259	55.337	3	20.000	15.232	14.997	50.229
No.228 Bradshaw Callum					2	19.682	15.762	15.970	51.414	4	19.291	15.399	14.761	49.451
1	20.034	15.249	14.817	50.100	3	19.788	15.873	15.402	51.063	5	19.169	15.154	15.202	49.525
2	19.090	15.008	14.714	48.812	4	19.305	15.141	14.756	49.202	6	20.300	15.809	14.630	50.739
3	19.088	14.931	14.650	48.669	5	19.134	15.037	14.724	48.895	7	19.208	15.391	14.974	49.573
4	19.001	14.935	14.611	48.547	6	19.121	15.549	15.412	50.082	8	19.163	15.085	14.528	48.776
5	19.055	14.893	14.948	48.896	7	19.130	15.155	15.017	49.302	9	19.093	14.941	14.580	48.614
6	19.001	14.871	14.567	48.439	8	19.975	15.420	15.063	50.458	10	19.086	14.948	14.658	48.692
7	18.893	14.869	14.565	48.327	9	19.500	15.073	14.675	49.248	11	19.067	15.345	14.528	48.940





OK

Qualifying Heats A-B Analysis

For information purposes. No official / regulatory value

Laps	Sector 1	Sector 2	Sector 3	Lap Time
12	19.027	14.921	14.517	48.465
13	18.988	14.996	14.527	48.511

No.243 Settimo Marco				
Laps	Sector 1	Sector 2	Sector 3	Lap Time
1	21.508	16.521	16.326	54.355
2	19.636	16.097	15.487	51.220
3	19.439	15.211	15.366	50.016
4	19.309	15.097	14.621	49.027
5	19.478	15.749	15.266	50.493
6	19.038	15.229	15.182	49.449
7	19.020	15.052	14.551	48.623
8	18.907	15.099	14.815	48.821
9	19.137	15.030	14.853	49.020
10	19.039	15.164	14.574	48.777
11	18.918	14.945	14.525	48.388
12	18.912	14.923	14.542	48.377
13	18.991	14.936	14.479	48.406

No.248 Lee Frederick				
Laps	Sector 1	Sector 2	Sector 3	Lap Time
1	21.508	17.408	16.242	55.158
2	21.121	16.307	15.289	52.717
3	19.579	16.002	15.111	50.692
4	19.632	15.692	15.312	50.636
5	19.383	15.422	14.955	49.760
6	19.332	15.347	14.916	49.595
7	19.448	15.396	14.865	49.709
8	19.278	15.510	14.933	49.721
9	19.355	15.569	15.055	49.979
10	19.422	15.427	14.879	49.728
11	19.379	15.364	14.779	49.522
12	19.344	15.438	14.781	49.563
13	19.343	15.321	14.932	49.596

No.249 Rossel Kevin				
Laps	Sector 1	Sector 2	Sector 3	Lap Time
1	21.129	15.605	14.826	51.560
2	19.248	15.125	14.672	49.045
3	19.124	15.021	14.725	48.870
4	19.167	15.229	14.958	49.354
5	19.012	14.917	14.969	48.898
6	18.959	14.918	14.918	48.795
7	19.399	15.129	14.945	49.473
8	19.026	14.951	14.540	48.517
9	18.981	14.941	14.922	48.844
10	19.009	14.955	14.505	48.469
11	19.111	14.874	14.433	48.418
12	18.948	14.874	14.406	48.228
13	18.880	14.825	14.445	48.150

No.253 Nielsen Nicklas				
Laps	Sector 1	Sector 2	Sector 3	Lap Time
1	20.325	15.536	14.837	50.698
2	19.111	15.065	14.791	48.967
3	18.950	14.945	14.619	48.514
4	18.930	14.916	14.498	48.344
5	18.894	14.908	14.544	48.346
6	18.921	14.871	14.432	48.224
7	18.854	14.870	14.468	48.192
8	18.916	14.935	14.481	48.332
9	18.896	14.845	14.419	48.160
10	18.870	14.858	14.552	48.280
11	18.990	14.880	14.444	48.314
12	18.875	14.870	14.381	48.126
13	18.884	14.877	14.395	48.156

No.254 Van der Helm Tijmen				
Laps	Sector 1	Sector 2	Sector 3	Lap Time
1	22.136	16.476	16.411	55.023
2	20.336	16.122	15.626	52.084
3	19.401	15.311	14.943	49.655
4	19.214	15.117	14.756	49.087
5	19.091	15.482	14.925	49.498
6	19.024	14.949	14.534	48.507
7	19.003	14.986	14.501	48.490
8	19.042	14.938	14.500	48.480
9	19.007	14.936	14.452	48.395
10	19.001	14.854	14.469	48.324
11	18.962	14.985	14.474	48.421
12	19.006	15.035	14.516	48.557
13	18.897	14.839	14.455	48.191

No.255 Bizzotto Leonardo				
Laps	Sector 1	Sector 2	Sector 3	Lap Time
1	20.749	16.275	15.393	52.417
2	19.406	15.105	14.677	49.188
3	19.088	14.996	14.609	48.693
4	19.023	14.953	14.688	48.664
5	19.248	14.964	14.570	48.782
6	19.026	14.894	14.603	48.523
7	19.414	15.361	14.829	49.604
8	19.178	14.947	14.679	48.804
9	19.021	14.908	14.644	48.573
10	19.034	14.908	14.682	48.624
11	18.914	14.879	14.694	48.487
12	18.993	14.864	14.551	48.408
13	18.964	14.860	14.594	48.418

No.256 Muth Lukas				
Laps	Sector 1	Sector 2	Sector 3	Lap Time
1	21.740	16.441	16.389	54.570

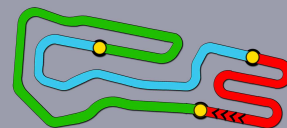
No.257 Ferati Jasin				
Laps	Sector 1	Sector 2	Sector 3	Lap Time
1	21.421	16.614	16.192	54.227
2	19.864	15.625	14.873	50.362
3	19.310	15.046	15.033	49.389
4	19.143	14.931	14.686	48.760
5	19.064	15.003	14.550	48.617
6	19.069	14.909	14.580	48.558
7	19.028	14.907	14.576	48.511
8	19.057	14.926	14.568	48.551
9	19.034	14.980	14.650	48.664
10	19.117	14.833	14.489	48.439
11	19.008	14.909	14.484	48.401
12	18.954	14.872	14.529	48.355
13	19.069	14.871	14.898	48.838

No.258 Carenini Danny				
Laps	Sector 1	Sector 2	Sector 3	Lap Time
1	20.925	15.601	14.813	51.339
2	19.171	15.081	14.709	48.961
3	19.172	14.988	14.992	49.152
4	19.112	15.036	15.728	49.876
5	19.643	15.125	15.132	49.900
6	19.003	14.958	14.575	48.536
7	18.915	15.510	14.714	49.139
8	18.970	14.970	14.988	48.928
9	19.083	14.935	14.598	48.616
10	18.914	14.888	14.580	48.382
11	19.030	14.888	14.782	48.700
12	18.946	14.857	15.020	48.823
13	19.398	15.214	14.991	49.603

No.261 Jansson Rasmus				
Laps	Sector 1	Sector 2	Sector 3	Lap Time
1	21.785	17.159	16.916	55.860
2	19.997	15.478	15.595	51.070
3	19.807	15.596	16.019	51.422
4	19.908	15.533	15.040	50.481
5	19.284	15.110	14.745	49.139
6	19.174	15.030	14.623	48.827
7	19.131	15.088	15.044	49.263
8	19.665	15.446	14.994	50.105
9	19.491	15.441	14.763	49.695
10	19.148	15.070	15.347	49.565
11	19.311	15.043	14.533	48.887
12	19.124	14.983	14.511	48.618
13	19.046	14.981	14.505	48.532

No.264 Trvisanutto Lorenzo				
Laps	Sector 1	Sector 2	Sector 3	Lap Time
1	19.587	15.251	14.671	49.509





OK

Qualifying Heats A-B Analysis

For information purposes. No official / regulatory value

Laps	Sector 1	Sector 2	Sector 3	Lap Time
2	19.162	15.086	14.632	48.880
3	19.114	14.903	14.555	48.572
4	19.075	14.928	14.539	48.542
5	19.017	14.899	14.499	48.415
6	18.948	14.846	14.471	48.265
7	18.962	14.851	14.427	48.240
8	18.962	14.850	14.463	48.275
9	18.948	14.787	14.371	48.106
10	18.922	14.807	14.449	48.178
11	18.924	14.762	14.356	48.042
12	18.890	14.718	14.339	47.947
13	18.960	14.939	14.370	48.269

No.265 Michelotto Mattia				
Laps	Sector 1	Sector 2	Sector 3	Lap Time
1	20.198	15.510	14.861	50.569
2	19.141	15.048	15.384	49.573
3	19.091	14.993	14.679	48.763
4	18.978	14.933	14.568	48.479
5	18.949	14.933	14.497	48.379
6	18.969	14.883	14.521	48.373
7	18.858	14.901	14.928	48.687
8	19.190	14.885	14.510	48.585
9	19.005	14.860	14.488	48.353
10	18.938	14.873	14.508	48.319
11	18.907	14.915	14.467	48.289
12	18.908	14.829	14.455	48.192
13	18.881	14.808	14.485	48.174

No.266 Marseglia Leonardo				
Laps	Sector 1	Sector 2	Sector 3	Lap Time
1	21.570	16.560	16.152	54.282
2	19.849	15.761	14.818	50.428
3	19.130	15.140	14.613	48.883
4	19.013	15.013	14.629	48.655
5	19.038	14.989	14.561	48.588
6	18.977	14.981	14.596	48.554
7	18.970	14.946	14.568	48.484
8	18.976	14.945	14.599	48.520
9	18.946	14.859	14.498	48.303
10	18.891	14.888	14.528	48.307
11	18.844	14.909	14.550	48.303
12	18.864	14.811	14.598	48.273
13	18.967	14.889	14.446	48.302

No.267 Vaskelis Kasperas				
Laps	Sector 1	Sector 2	Sector 3	Lap Time
1	22.190	16.912	16.240	55.342
2	19.665	15.985	15.773	51.423
3	19.363	15.364	14.954	49.681

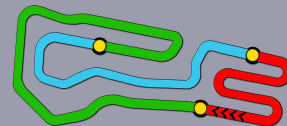
Laps	Sector 1	Sector 2	Sector 3	Lap Time
4	19.287	15.347	14.926	49.560
5	19.122	15.090	15.343	49.555
6	19.205	15.006	14.694	48.905
7	19.626	16.584	15.637	51.847
8	19.909	15.615	15.599	51.123
9	19.188	15.841	14.806	49.835
10	19.153	14.978	14.992	49.123
11	19.508	15.032	14.540	49.080
12	18.981	15.214	14.543	48.738
13	18.989	14.856	14.558	48.403

No.268 Lahoz Lopez				
Laps	Sector 1	Sector 2	Sector 3	Lap Time
1	21.738	16.528	16.185	54.451
2	19.637	16.072	15.789	51.498
3	19.365	15.278	15.123	49.766
4	19.233	15.158	15.342	49.733
5	19.134	15.511	15.123	49.768
6	19.405	15.031	14.939	49.375
7	19.172	15.001	14.631	48.804
8	19.013	14.883	14.601	48.497
9	19.030	14.881	14.554	48.465
10	18.953	14.839	14.569	48.361
11	19.021	14.815	14.486	48.322
12	18.989	14.871	14.485	48.345
13	19.012	14.762	14.517	48.291

No.269 Frederik Kikkenbourg				
Laps	Sector 1	Sector 2	Sector 3	Lap Time
1	22.113	16.992	16.013	55.118
2	19.797	16.331	15.756	51.884
3	19.552	15.320	14.898	49.770
4	19.187	15.470	14.828	49.485
5	19.145	15.109	14.923	49.177
6	19.113	15.065	14.938	49.116
7	19.523	15.809	15.393	50.725
8	19.153	15.039	14.637	48.829
9	19.091	14.948	14.650	48.689
10	18.976	14.888	14.583	48.447
11	19.080	14.895	14.540	48.515
12	19.016	14.906	14.572	48.494
13	18.986	14.900	14.862	48.748

No.272 Thompson Harry				
Laps	Sector 1	Sector 2	Sector 3	Lap Time
1	21.084	16.406	16.135	53.625
2	19.459	15.897	15.711	51.067
3	19.393	15.113	14.955	49.461
4	19.314	15.019	14.817	49.150
5	19.028	15.482	14.654	49.164





OK

Qualifying Heats A-B Starting Grid

Document 16.1 OFFICIAL

248	Lee Frederick Crg / Tm / Bridgestone			18	236	Pascal Von Allmen Sodikart / Tm / Bridgestone		109 Points
272	Thompson Harry Fa Alonso / Vortex / Bridgestone		73 Points	17	214	Jakobsen Jenny Fa Kart / Tm / Bridgestone		122 Points
219	Seppanen Elias Exprit / Tm / Bridgestone		89 Points	16	261	Jansson Rasmus Tony Kart / Vortex / Bridgestone		118 Points
227	Enders Paul Crg / lame / Bridgestone		107 Points	15	203	Tillett Archie Birel / Parilla / Bridgestone		119 Points
267	Vaskelis Kasparas Kr / Parilla / Bridgestone		109 Points	14	269	Frederik Kikkenbourg Kosmic / Vortex / Bridgestone		94 Points
242	Fritsch Valentino Birel Art / Tm / Bridgestone		98 Points	13	255	Bizzotto Leonardo Tony Kart / Vortex / Bridgestone		49 Points
240	Grinbergas Gustas Birel Art / Tm / Bridgestone		99 Points	12	215	Szczurek Kacper Kosmic / Vortex / Bridgestone		85 Points
211	Nord Gabriel Tony Kart / Vortex / Bridgestone		65 Points	11	226	Sagrera Javier Crg / Parilla / Bridgestone		81 Points
243	Settimo Marco Rk / Tm / Bridgestone		81 Points	10	268	Lahoz Lopez Tony Kart / lame / Bridgestone		60 Points
266	Marseglia Leonardo Kr / Parilla / Bridgestone		57 Points	9	233	Rosso Andrea Crg / lame / Bridgestone		90 Points
254	Van der Helm Tijmen Tony Kart / Vortex / Bridgestone		70 Points	8	257	Ferati Jasin Tony Kart / Vortex / Bridgestone		62 Points
241	Coluccio Luigi Birel Art / Tm / Bridgestone		63 Points	7	220	Gustafsson Viktor Kosmic / Vortex / Bridgestone		48 Points
202	Hodgson Oliver Birel / Parilla / Bridgestone		21 Points	6	249	Rossel Kevin Kosmic / Vortex / Bridgestone		39 Points
229	Meyer Kilian Crg / Tm / Bridgestone		44 Points	5	256	Muth Lukas Kosmic / Vortex / Bridgestone		123 Points
201	Vidales Ajenjo David Tony Kart / Vortex / Bridgestone		15 Points	4	218	Patterson Dexter Exprit / Tm / Bridgestone		32 Points
258	Carenini Danny Tony Kart / Vortex / Bridgestone		53 Points	3	228	Bradshaw Callum Crg / Tm / Bridgestone		47 Points
216	Edgar Jonny Exprit / Tm / Bridgestone		18 Points	2	265	Michelotto Mattia Kr / Parilla / Bridgestone		21 Points
253	Nielsen Nicklas Tony Kart / Vortex / Bridgestone		7 Points	1	264	Travisanutto Lorenzo Kr / Parilla / Bridgestone		4 Points

POLE POSITION



Start : 16/02 - 13:50 13 Laps = 15,600 Km

23rd WINTER CUP (ITA) 15-18/02/2018

Page 1 / 1

FICR

Apex Timing

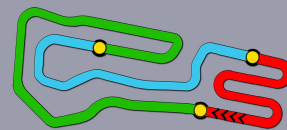


Scan this QR code for live timing



Timing service and charts editing provided by:

**Federazione Italiana
Cronometristi**



OK Qualifying Practice (QP) Results

Document 15.1 OFFICIAL

Rnk	No.	Entrant	Nat E.	Driver	Nat D.	Qp ₁	Qp ₂	Time	Gap	Laps	Group
1	264	KR MOTOR SPORT	SWE	Travisanutto Lorenzo	ITA	47.454	-	47.454		7	A
2	253	KSM SCHUMACHER RACING TEAM	DEU	Nielsen Nicklas	DNK	-	47.704	47.704	0.250	9	B
3	209	TB RACING TEAM	DEU	Jancker Hannes	DEU	47.509	-	47.509	0.055	6	C
4	221	KOSMIC RACING DEPARTEMENT	ITA	Stanek Roman	CZE	-	47.739	47.739	0.285	9	D
5	265	KR MOTOR SPORT	SWE	Michelotto Mattia	ITA	47.780	-	47.780	0.326	8	A
6	216	FORZA RACING	GBR	Edgar Jonny	GBR	-	47.767	47.767	0.313	9	B
7	231	CRG SPA	ITA	Hiltbrand Pedro	ESP	47.810	-	47.810	0.356	8	C
8	244	RICKY FLYNN MOTORSPORT	GBR	Maloney Zane	GBR	-	47.770	47.770	0.316	8	D
9	228	CRG SPA	ITA	Bradshaw Callum	GBR	47.913	-	47.913	0.459	9	A
10	258	ASD AUTOEUROPEO MOTORSPORT	ITA	Carenini Danny	ITA	-	47.873	47.873	0.419	8	B
11	235	LENNOX RACING TEAM	GBR	Ferrari Lorenzo	ITA	47.936	-	47.936	0.482	8	C
12	208	TB RACING TEAM	DEU	Zug Marius	DEU	-	47.879	47.879	0.425	9	D
13	218	FORZA RACING	GBR	Patterson Dexter	GBR	47.939	-	47.939	0.485	8	A
14	201	TONY KART RACING TEAM	ITA	Vidales Ajenjo David	ESP	-	47.893	47.893	0.439	8	B
15	237	COMANDUCCI CRISTIAN	ITA	Comanducci Cristian	ITA	48.008	-	48.008	0.554	9	C
16	225	PRAGA RACING TEAM	ITA	Pescador Jorge	ARG	-	47.901	47.901	0.447	9	D
17	256	KSB RACING TEAM	AUT	Muth Lukas	CHE	48.021	-	48.021	0.567	9	A
18	229	CRG SPA	ITA	Meyer Kilian	ESP	-	47.920	47.920	0.466	9	B
19	263	KR MOTOR SPORT	SWE	Gazil Ugo	GBR	48.033	-	48.033	0.579	8	C
20	204	SODIKART	GBR	Joyner Tom	GBR	-	47.949	47.949	0.495	8	D
21	249	KSB RACING TEAM	AUT	Rossel Kevin	DNK	48.048	-	48.048	0.594	8	A
22	202	PF INTERNATIONAL KARTING LTD	GBR	Hodgson Oliver	GBR	-	47.975	47.975	0.521	9	B
23	260	FORZA RACING	GBR	Lulham Christopher	GBR	48.052	-	48.052	0.598	9	C
24	222	SODIKART	ITA	Fraisse Vincent	ITA	-	48.013	48.013	0.559	9	D
25	220	KOSMIC RACING DEPARTEMENT	ITA	Gustafsson Viktor	SWE	48.055	-	48.055	0.601	9	A
26	241	BIREL ART RACING	ITA	Coluccio Luigi	ITA	-	48.023	48.023	0.569	8	B
27	224	PRAGA RACING TEAM	ITA	Martinez Carles	ESP	48.055	-	48.055	0.601	9	C
28	232	CRG SPA	ITA	Colapinto Franco	ARG	-	48.036	48.036	0.582	9	D
29	257	KSM SCHUMACHER RACING TEAM	DEU	Ferati Jasin	CHE	48.065	-	48.065	0.611	9	A
30	254	KSM SCHUMACHER RACING TEAM	DEU	Van der Helm Tijmen	DNK	-	48.036	48.036	0.582	9	B
31	234	LENNOX RACING TEAM	GBR	Zagazeta Mathias	GBR	48.094	-	48.094	0.640	8	C
32	207	BRM RACING	ITA	Guidetti Jacopo	ITA	-	48.037	48.037	0.583	9	D
33	233	CRG SPA	ITA	Rosso Andrea	ITA	48.103	-	48.103	0.649	9	A
34	266	KR MOTOR SPORT	SWE	Marseglia Leonardo	ITA	-	48.042	48.042	0.588	9	B
35	247	KOSKI MOTORSPORT	FIN	Saarijarvi Frans-Emil	FIN	48.116	-	48.116	0.662	9	C
36	239	BIREL ART RACING	ITA	Kacovsky Matej	CZE	-	48.058	48.058	0.604	8	D
37	268	UNOMATRICULA K-TEAM	ESP	Lahoz Lopez	ITA	48.128	-	48.128	0.674	8	A
38	243	BIREL ART RACING	ITA	Settimo Marco	ITA	-	48.067	48.067	0.613	8	B
39	262	KR MOTOR SPORT	SWE	Gerner Carl-anton	DNK	48.137	-	48.137	0.683	9	C
40	259	SPEED KART	POL	Mateusz Kaprzyk	POL	-	48.093	48.093	0.639	9	D
41	226	M2 RACING KARTS	ESP	Sagrera Javier	ESP	48.150	-	48.150	0.696	9	A
42	211	WARD RACING	SWE	Nord Gabriel	SWE	-	48.122	48.122	0.668	8	B
43	206	WARD RACING	SWE	Torreggiani Mathias	ITA	48.216	-	48.216	0.762	9	C
44	223	ALAKULPPI MARKKU	FIN	Alakulppi Eetu	FIN	-	48.135	48.135	0.681	9	D
45	215	SPEED KART	POL	Szczurek Kacper	FIN	48.229	-	48.229	0.775	8	A
46	240	BIREL ART RACING	ITA	Grinbergas Gustas	ITA	-	48.145	48.145	0.691	8	B
47	246	BIREL ART RACING	ITA	Raffaele Francesca	ITA	48.238	-	48.238	0.784	9	C
48	250	S.R.T.MOTORSPORT	CHE	Anderruti Leandro	CHE	-	48.182	48.182	0.728	5	D
49	255	KSM SCHUMACHER RACING TEAM	DEU	Bizzotto Leonardo	ITA	48.268	-	48.268	0.814	9	A
50	242	BIREL ART RACING	ITA	Fritsch Valentino	DEU	-	48.183	48.183	0.729	9	B
51	245	RICKY FLYNN MOTORSPORT	GBR	Skocdopole Dan	CZE	48.280	-	48.280	0.826	9	C
52	212	NYBERG KJETIL	NOR	Nyberg Tobias	ITA	-	48.226	48.226	0.772	9	D

Gap Between Series : 100.53%

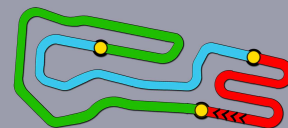


Scan this QR code for live timing



Timing service and charts editing provided by:

Federazione Italiana Cronometristi



OK

Qualifying Practice (QP) Results

Document 15.1 OFFICIAL

Rnk	No.	Entrant	Nat E.	Driver	Nat D.	QpS1	QpS2	Time	Gap	Laps	Group
53	269	KSB RACING TEAM		Frederik Kikkenbourg		48.287	-	48.287	0.833	8	A
54	267	KR MOTOR SPORT		Vaskelis Kasperas		-	48.236	48.236	0.782	9	B
55	271	LOTUS		Bahar Denis		48.291	-	48.291	0.837	9	C
56	213	WARD RACING		Armellin Andrea		-	48.250	48.250	0.796	9	D
57	203	PF INTERNATIONAL KARTING LTD		Tillett Archie		48.304	-	48.304	0.850	9	A
58	227	GLITZENHIRN TORSTEN		Enders Paul		-	48.254	48.254	0.800	9	B
59	205	WARD RACING		Rozenfeld David		48.333	-	48.333	0.879	9	C
60	270	ENERGY CORSE SRL		Hayes Ross		-	48.293	48.293	0.839	9	D
61	261	WARD RACING		Jansson Rasmus		48.339	-	48.339	0.885	9	A
62	219	FORZA RACING		Seppanen Elias		-	48.306	48.306	0.852	9	B
63	210	RMW MOTORSPORT		Schaller Marek		48.354	-	48.354	0.900	8	C
64	252	MOSER ANITA		Moser Timo		-	48.483	48.483	1.029	9	D
65	214	TK RACING		Jakobsen Jenny		48.368	-	48.368	0.914	8	A
66	272	RICKY FLYNN MOTORSPORT		Thompson Harry		-	48.774	48.774	1.320	9	B
67	251	CRG SPA		Yu Royce		48.630	-	48.630	1.176	9	C
68	238	TONY KART RACING TEAM		Milell Noah		-	49.924	49.924	2.470	6	D
69	236	MARKUS SEBASTIAN STRAUBHAAR		Pascal Von Allmen		48.666	-	48.666	1.212	8	A
70	248	CRG SPA		Lee Frederick		-	59.429	59.429	11.975	1	B

Gap Between Series : 100.53%

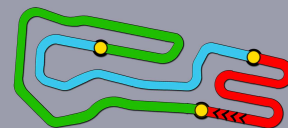


Scan this QR code for live timing



Timing service and charts editing provided by:

**Federazione Italiana
Cronometristi**



OK

Qualifying Practices - Series 2 (QPS2) RESULTS

Document 14.1 OFFICIAL

Rnk	No.	Entrant	Nat E.	Driver	Nat D.	Equipment	Sector 1	Sector 2	Sector 3	Time	Gap	Laps
1	253	KSM SCHUMACHER RACING TEAM	DEU	Nielsen Nicklas	DNK	Tony Kart / Vortex / Bridgestone	18.731	14.701	14.272	47.704		9
2	221	KOSMIC RACING DEPARTEMENT	ITA	Stanek Roman	CZE	Kosmic / Vortex / Bridgestone	18.803	14.683	14.253	47.739	0.035	9
3	216	FORZA RACING	GBR	Edgar Jonny	GBR	Exprit / Tm / Bridgestone	18.793	14.655	14.319	47.767	0.063	9
4	244	RICKY FLYNN MOTORSPORT	GBR	Maloney Zane	GBR	Fa Alonso / Vortex / Bridgestone	18.758	14.672	14.340	47.770	0.066	8
5	258	ASD AUTOEUROPEO MOTORSPORT	ITA	Carenini Danny	ITA	Tony Kart / Vortex / Bridgestone	18.844	14.683	14.346	47.873	0.169	8
6	208	TB RACING TEAM	DEU	Zug Marius	DEU	Kr / Parilla / Bridgestone	18.811	14.735	14.333	47.879	0.175	9
7	201	TONY KART RACING TEAM	ITA	Vidales Ajenjo David	ESP	Tony Kart / Vortex / Bridgestone	18.844	14.734	14.315	47.893	0.189	8
8	225	PRAGA RACING TEAM	ITA	Pescador Jorge	ARG	Praga / Tm / Bridgestone	18.780	14.807	14.314	47.901	0.197	9
9	229	CRG SPA	ITA	Meyer Kilian	ESP	Crq / Tm / Bridgestone	18.827	14.771	14.322	47.920	0.216	9
10	204	SODIKART	GBR	Joyner Tom	GBR	Sodikart / Tm / Bridgestone	18.765	14.843	14.341	47.949	0.245	8
11	202	PF INTERNATIONAL KARTING LTD	GBR	Hodgson Oliver	GBR	Birel / Parilla / Bridgestone	18.887	14.770	14.318	47.975	0.271	9
12	222	SODIKART	GBR	Fraisse Vincent	GBR	Sodikart / Tm / Bridgestone	18.844	14.745	14.424	48.013	0.309	9
13	241	BIREL ART RACING	ITA	Coluccio Luigi	ITA	Birel Art / Tm / Bridgestone	18.880	14.751	14.392	48.023	0.319	8
14	232	CRG SPA	ITA	Colapinto Franco	ARG	Crq / Parilla / Bridgestone	18.918	14.682	14.436	48.036	0.332	9
15	254	KSM SCHUMACHER RACING TEAM	DEU	Van der Helm Tijmen	NLD	Tony Kart / Vortex / Bridgestone	18.895	14.709	14.432	48.036	0.332	9
16	207	BRM RACING	ITA	Guidetti Jacopo	ITA	Brm / Tm / Bridgestone	18.831	14.823	14.383	48.037	0.333	9
17	266	KR MOTOR SPORT	SWE	Marseglia Leonardo	ITA	Kr / Parilla / Bridgestone	18.778	14.828	14.436	48.042	0.338	9
18	239	BIREL ART RACING	ITA	Kacovsky Matej	CZE	Birel Art / Tm / Bridgestone	18.909	14.727	14.422	48.058	0.354	8
19	243	BIREL ART RACING	ITA	Settimo Marco	ITA	Rk / Tm / Bridgestone	18.812	14.840	14.415	48.067	0.363	8
20	259	SPEED KART	POL	Mateusz Kaprzyk	POL	Kosmic / Vortex / Bridgestone	18.899	14.811	14.383	48.093	0.389	9
21	211	WARD RACING	SWE	Nord Gabriel	SWE	Tony Kart / Vortex / Bridgestone	18.819	14.766	14.537	48.122	0.418	8
22	223	ALAKULPPI MARKKU	FIN	Alakulppi Eetu	FIN	Haase / Parilla / Bridgestone	18.908	14.810	14.417	48.135	0.431	9
23	240	BIREL ART RACING	ITA	Grinbergas Gustas	LTU	Birel Art / Tm / Bridgestone	18.911	14.887	14.347	48.145	0.441	8
24	250	S.R.T.MOTORSPORT	CHE	Anderruti Leandro	CHE	Tony Kart / Vortex / Bridgestone	18.986	14.778	14.418	48.182	0.478	5
25	242	BIREL ART RACING	ITA	Fritsch Valentino	DEU	Birel Art / Tm / Bridgestone	19.012	14.792	14.379	48.183	0.479	9
26	212	NYBERG KJETIL	NOR	Nyberg Tobias	NOR	Tony Kart / Vortex / Bridgestone	18.930	14.833	14.463	48.226	0.522	9
27	267	KR MOTOR SPORT	SWE	Vaskelis Kasparas	LTU	Kr / Parilla / Bridgestone	18.960	14.841	14.435	48.236	0.532	9
28	213	WARD RACING	SWE	Armellini Andrea	ITA	Tony Kart / Vortex / Bridgestone	18.997	14.940	14.313	48.250	0.546	9
29	227	GLITZENHIRN TORSTEN	DEU	Enders Paul	DEU	Crq / lame / Bridgestone	18.888	14.823	14.543	48.254	0.550	9
30	270	ENERGY CORSE SRL	ITA	Hayes Ross	IRL	Energy / Parilla / Bridgestone	18.988	14.872	14.433	48.293	0.589	9
31	219	FORZA RACING	GBR	Seppanen Elias	FIN	Exprit / Tm / Bridgestone	18.983	14.921	14.402	48.306	0.602	9
32	252	MOSER ANITA	CHE	Moser Timo	CHE	Tony Kart / Vortex / Bridgestone	19.028	14.821	14.634	48.483	0.779	9
33	272	RICKY FLYNN MOTORSPORT	GBR	Thompson Harry	GBR	Fa Alonso / Vortex / Bridgestone	19.205	15.115	14.454	48.774	1.070	9
34	238	TONY KART RACING TEAM	ITA	Milell Noah	SWE	Tony Kart / Vortex / Bridgestone	20.048	15.288	14.588	49.924	2.220	6
35	248	CRG SPA	ITA	Lee Frederick	HKG	Crq / Tm / Bridgestone	23.274	19.957	16.198	59.429	11.725	1

Start Time : 16/02 - 11:42:56

Weather : Sunny Air : 8°C Track : Dry

Best Lap : No.253 Nielsen Nicklas 47.704 90,55 Kph

Event Record : No.264 Trivisanutto Lorenzo 47.454 91,03 Kph

23° WINTER CUP (ITA) 15-18/02/2018

Page 1 / 1

FICR

Apex Timing

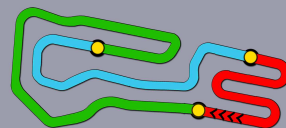


Scan this QR code for live timing



Timing service and charts editing provided by:

**Federazione Italiana
Cronometristi**



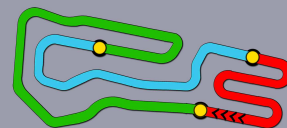
OK

Qualifying Practices - Series 2 (QPS2) Best Sectors Analysis

For information purposes. No official / regulatory value

S1			S2			S3			Ideal Lap Times						
Rnk	No.	Time	Rnk	No.	Time	Rnk	No.	Time	Rnk	No.	Driver	Nat D.	Ideal Lap	Best Lap	Diff.
1	253	18.726	1	216	14.655	1	221	14.253	1	253	Nielsen Nicklas		47.675	47.704	0.029
1	208	18.726	2	244	14.672	2	253	14.272	2	221	Stanek Roman		47.721	47.739	0.018
3	258	18.753	3	253	14.677	3	216	14.280	3	216	Edgar Jonny		47.728	47.767	0.039
4	244	18.758	4	232	14.682	4	201	14.282	4	244	Maloney Zane		47.770	47.770	
5	204	18.765	5	258	14.683	5	225	14.299	4	208	Zug Marius		47.770	47.879	0.109
6	266	18.778	5	221	14.683	6	208	14.309	6	258	Carenini Danny		47.782	47.873	0.091
7	225	18.780	7	239	14.696	7	213	14.313	7	225	Pescador Jorge		47.823	47.901	0.078
8	221	18.785	8	254	14.709	8	202	14.318	8	201	Vidales Ajenjo David		47.848	47.893	0.045
9	216	18.793	9	201	14.722	9	229	14.322	9	229	Meyer Kilian		47.920	47.920	
10	243	18.794	10	208	14.735	10	204	14.325	10	202	Hodgson Oliver		47.928	47.975	0.047
11	254	18.817	11	225	14.744	11	244	14.340	11	222	Fraisse Vincent		47.931	48.013	0.082
12	211	18.819	12	222	14.745	12	258	14.346	12	204	Joyner Tom		47.933	47.949	0.016
13	229	18.827	13	241	14.751	13	240	14.347	13	232	Colapinto Franco		47.949	48.036	0.087
14	207	18.831	14	211	14.752	14	222	14.354	14	254	Van der Helm Tijmen		47.954	48.036	0.082
15	222	18.832	14	202	14.752	15	223	14.357	15	239	Kacovsky Matej		48.003	48.058	0.055
16	201	18.844	16	229	14.771	16	259	14.370	16	266	Marseglia Leonardo		48.012	48.042	0.030
17	202	18.858	17	250	14.778	17	232	14.377	17	207	Guidetti Jacopo		48.017	48.037	0.020
18	241	18.878	18	240	14.791	18	242	14.379	18	241	Coluccio Luigi		48.021	48.023	0.002
19	227	18.888	19	242	14.792	19	207	14.383	19	243	Settimo Marco		48.049	48.067	0.018
20	232	18.890	20	212	14.798	20	241	14.392	19	240	Grinbergas Gustas		48.049	48.145	0.096
21	259	18.899	21	207	14.803	21	239	14.402	21	223	Alakulppi Eetu		48.075	48.135	0.060
22	239	18.905	22	223	14.810	21	219	14.402	22	259	Mateusz Kaprzyk		48.080	48.093	0.013
23	223	18.908	23	259	14.811	23	266	14.406	23	211	Nord Gabriel		48.106	48.122	0.016
24	240	18.911	24	252	14.821	24	243	14.415	24	242	Fritsch Valentino		48.115	48.183	0.068
25	212	18.930	25	227	14.823	25	250	14.418	25	212	Nyberg Tobias		48.157	48.226	0.069
26	267	18.940	26	270	14.826	26	267	14.425	26	250	Anderutti Leandro		48.182	48.182	
27	242	18.944	27	266	14.828	27	254	14.428	27	213	Armellini Andrea		48.183	48.250	0.067
28	219	18.958	28	243	14.840	28	212	14.429	28	267	Vaskelis Kasparas		48.206	48.236	0.030
29	270	18.966	29	267	14.841	29	270	14.433	29	227	Enders Paul		48.210	48.254	0.044
30	213	18.979	30	204	14.843	30	272	14.454	30	270	Hayes Ross		48.225	48.293	0.068
31	250	18.986	31	213	14.891	31	227	14.499	31	219	Seppanen Elias		48.281	48.306	0.025
32	252	19.028	32	219	14.921	32	211	14.535	32	252	Moser Timo		48.483	48.483	
33	272	19.205	33	272	15.104	33	238	14.588	33	272	Thompson Harry		48.763	48.774	0.011
34	238	19.877	34	238	15.288	34	252	14.634	34	238	Milell Noah		49.753	49.924	0.171
35	248	23.274	35	248	19.957	35	248	16.198	35	248	Lee Frederick		59.429	59.429	





OK

Qualifying Practices - Series 2 (QPS2) Analysis

For information purposes. No official / regulatory value

Laps	Sector 1	Sector 2	Sector 3	Lap Time
No.201 Vidales Ajenjo David				
1	21.182	16.790	15.035	53.007
2	19.366	15.313	14.617	49.296
3	19.095	14.901	14.352	48.348
4	18.929	14.735	14.282	47.946
5	18.986	14.834	14.397	48.217
6	18.855	14.730	14.323	47.908
7	18.844	14.734	14.315	47.893
8	18.862	14.722	14.321	47.905

Laps	Sector 1	Sector 2	Sector 3	Lap Time
No.202 Hodgson Oliver				
1	21.186	17.343	15.061	53.590
2	19.617	15.173	14.540	49.330
3	19.166	14.900	14.444	48.510
4	18.999	14.869	14.369	48.237
5	18.963	14.765	14.407	48.135
6	18.893	14.767	14.392	48.052
7	18.858	14.782	14.344	47.984
8	18.910	14.752	14.339	48.001
9	18.887	14.770	14.318	47.975

Laps	Sector 1	Sector 2	Sector 3	Lap Time
No.204 Joyner Tom				
1	21.161	16.151	15.037	52.349
2	20.844	17.359	15.763	53.966
3	19.537	15.232	14.761	49.530
4	19.018	15.015	14.454	48.487
5	18.840	14.935	14.362	48.137
6	18.936	14.880	14.337	48.153
7	18.869	14.855	14.325	48.049
8	18.765	14.843	14.341	47.949

Laps	Sector 1	Sector 2	Sector 3	Lap Time
No.207 Guidetti Jacopo				
1	21.374	16.353	15.046	52.773
2	19.257	15.592	14.596	49.445
3	18.983	14.960	14.428	48.371
4	18.902	14.924	14.405	48.231
5	18.878	14.803	14.392	48.073
6	18.931	14.872	14.414	48.217
7	18.831	14.823	14.383	48.037
8	18.896	14.806	14.386	48.088
9	18.896	18.771	21.289	58.956

Laps	Sector 1	Sector 2	Sector 3	Lap Time
No.208 Zug Marius				
1	21.040	16.637	15.213	52.890
2	20.353	15.501	14.711	50.565
3	19.169	15.666	14.612	49.447
4	18.971	14.800	14.436	48.207
5	18.811	14.735	14.333	47.879

Laps	Sector 1	Sector 2	Sector 3	Lap Time
6	18.777	14.742	14.414	47.933
7	19.201	14.786	14.309	48.296
8	18.914	14.946	14.863	48.723
9	18.726	15.058	14.409	48.193

Laps	Sector 1	Sector 2	Sector 3	Lap Time
No.211 Nord Gabriel				
1	21.578	15.947	15.088	52.613
2	20.441	16.297	14.786	51.524
3	19.237	15.034	14.622	48.893
4	18.862	14.831	15.197	48.890
5	18.936	14.868	14.535	48.339
6	18.860	14.792	14.550	48.202
7	18.831	14.752	14.574	48.157
8	18.819	14.766	14.537	48.122

Laps	Sector 1	Sector 2	Sector 3	Lap Time
No.212 Nyberg Tobias				
1	21.240	16.320	15.337	52.897
2	19.473	15.231	14.604	49.308
3	19.183	15.077	14.627	48.887
4	19.019	14.892	14.429	48.340
5	18.969	14.898	14.520	48.387
6	18.930	14.833	14.463	48.226
7	18.981	14.853	14.519	48.353
8	19.028	14.848	14.478	48.354
9	18.993	14.798	14.485	48.276

Laps	Sector 1	Sector 2	Sector 3	Lap Time
No.213 Armellini Andrea				
1	21.538	16.921	16.218	54.677
2	20.920	15.837	14.896	51.653
3	19.473	16.341	14.621	50.435
4	19.224	15.103	14.390	48.717
5	19.128	14.981	14.375	48.484
6	19.001	14.891	14.364	48.256
7	18.997	14.940	14.313	48.250
8	18.995	14.947	14.323	48.265
9	18.979	14.939	14.376	48.294

Laps	Sector 1	Sector 2	Sector 3	Lap Time
No.216 Edgar Jonny				
1	21.852	16.743	15.572	54.167
2	19.982	15.512	15.163	50.657
3	19.685	15.299	14.531	49.515
4	19.001	14.937	14.376	48.314
5	18.813	14.713	14.282	47.808
6	18.830	14.741	14.313	47.884
7	18.831	14.688	14.280	47.799
8	18.801	14.702	14.295	47.798
9	18.793	14.655	14.319	47.767

Laps	Sector 1	Sector 2	Sector 3	Lap Time
No.219 Seppanen Elias				
1	20.821	16.281	15.271	52.373
2	19.514	15.367	14.657	49.538
3	19.192	15.200	14.532	48.924
4	19.111	15.036	14.455	48.602
5	19.009	14.969	14.431	48.409
6	18.985	14.968	14.438	48.391
7	18.977	14.994	14.412	48.383
8	18.983	14.921	14.402	48.306
9	18.958	14.953	14.423	48.334

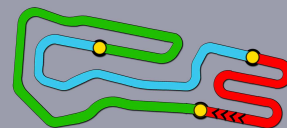
Laps	Sector 1	Sector 2	Sector 3	Lap Time
No.221 Stanek Roman				
1	20.122	15.703	14.745	50.570
2	19.143	15.074	14.600	48.817
3	19.050	14.933	14.308	48.291
4	18.877	14.939	14.287	48.103
5	18.841	14.795	14.311	47.947
6	18.820	14.700	14.276	47.796
7	18.785	14.688	14.281	47.754
8	18.803	14.683	14.253	47.739
9	18.795	14.721	14.291	47.807

Laps	Sector 1	Sector 2	Sector 3	Lap Time
No.222 Fraisse Vincent				
1	20.965	16.278	14.954	52.197
2	19.488	15.259	14.748	49.495
3	19.005	14.985	14.440	48.430
4	18.879	14.788	14.380	48.047
5	19.061	14.987	14.505	48.553
6	18.832	14.882	14.405	48.119
7	18.875	14.794	14.354	48.023
8	18.844	14.745	14.424	48.013
9	18.865	14.795	14.449	48.109

Laps	Sector 1	Sector 2	Sector 3	Lap Time
No.223 Alakulppi Eetu				
1	20.435	15.824	15.257	51.516
2	19.561	15.479	14.581	49.621
3	19.123	14.969	14.404	48.496
4	19.000	14.989	14.394	48.383
5	19.133	15.049	15.001	49.183
6	18.919	15.002	14.357	48.278
7	18.942	14.948	14.383	48.273
8	18.911	14.934	14.432	48.277
9	18.908	14.810	14.417	48.135

Laps	Sector 1	Sector 2	Sector 3	Lap Time
No.225 Pescador Jorge				
1	20.727	16.992	15.155	52.874
2	20.128	15.364	14.604	50.096
3	19.100	15.023	14.729	48.852





OK

Qualifying Practices - Series 2 (QPS2) Analysis

For information purposes. No official / regulatory value

Laps	Sector 1	Sector 2	Sector 3	Lap Time
4	19.013	14.885	14.348	48.246
5	18.780	14.807	14.314	47.901
6	19.760	15.265	14.439	49.464
7	18.825	14.744	14.437	48.006
8	18.852	14.774	14.299	47.925
9	18.894	14.758	14.364	48.016

No.227 Enders Paul				
Laps	Sector 1	Sector 2	Sector 3	Lap Time
1	20.308	16.638	15.324	52.270
2	19.427	15.211	14.645	49.283
3	19.070	15.012	14.649	48.731
4	19.061	14.874	14.604	48.539
5	18.912	14.841	14.619	48.372
6	18.931	14.841	14.499	48.271
7	18.925	14.838	14.520	48.283
8	18.888	14.823	14.543	48.254
9	19.025	15.921	15.190	50.136

No.229 Meyer Kilian				
Laps	Sector 1	Sector 2	Sector 3	Lap Time
1	22.556	18.501	16.351	57.408
2	19.953	15.584	14.728	50.265
3	19.133	15.727	14.801	49.661
4	19.047	14.930	14.718	48.695
5	18.961	14.861	14.405	48.227
6	19.042	14.833	14.399	48.274
7	18.863	14.778	14.396	48.037
8	18.855	14.787	14.340	47.982
9	18.827	14.771	14.322	47.920

No.232 Colapinto Franco				
Laps	Sector 1	Sector 2	Sector 3	Lap Time
1	20.846	21.310	15.794	57.950
2	19.618	15.464	14.754	49.836
3	19.224	14.982	14.714	48.920
4	18.971	14.856	14.377	48.204
5	18.890	14.771	14.395	48.056
6	18.968	14.764	14.441	48.173
7	18.947	14.731	14.400	48.078
8	18.918	14.682	14.436	48.036
9	18.992	15.045	15.376	49.413

No.238 Milell Noah				
Laps	Sector 1	Sector 2	Sector 3	Lap Time
1	21.579	16.865	15.208	53.652
2	20.224	15.667	14.721	50.612
3	19.879	15.497	15.653	51.029
4	20.128	15.384	15.034	50.546
5	19.877	15.429	14.727	50.033
6	20.048	15.288	14.588	49.924

No.239 Kacovsky Matej				
Laps	Sector 1	Sector 2	Sector 3	Lap Time
1	21.025	16.359	15.007	52.391
2	19.360	15.150	14.645	49.155
3	19.089	14.880	14.618	48.587
4	18.916	14.830	14.479	48.225
5	18.941	14.769	14.497	48.207
6	19.008	14.696	14.518	48.222
7	18.905	14.761	14.402	48.068
8	18.909	14.727	14.422	48.058

No.240 Grinbergas Gustas				
Laps	Sector 1	Sector 2	Sector 3	Lap Time
1	23.514	19.572	15.690	58.776
2	20.087	15.658	14.624	50.369
3	19.372	15.374	14.496	49.242
4	19.031	14.897	14.402	48.330
5	18.911	14.887	14.347	48.145
6	18.944	14.791	14.470	48.205
7	18.955	14.807	14.399	48.161
8	18.964	14.810	14.459	48.233

No.241 Coluccio Luigi				
Laps	Sector 1	Sector 2	Sector 3	Lap Time
1	20.825	16.141	15.039	52.005
2	19.287	15.096	14.599	48.982
3	19.075	15.373	17.563	52.011
4	19.032	14.835	14.492	48.359
5	19.070	14.829	14.806	48.705
6	18.878	14.766	14.457	48.101
7	18.907	14.758	14.446	48.111
8	18.880	14.751	14.392	48.023

No.242 Fritsch Valentino				
Laps	Sector 1	Sector 2	Sector 3	Lap Time
1	21.830	16.667	15.573	54.070
2	19.902	15.584	15.074	50.560
3	19.681	15.328	14.628	49.637
4	19.098	14.960	14.439	48.497
5	18.944	14.865	14.466	48.275
6	18.990	14.840	14.441	48.271
7	19.111	14.854	14.457	48.422
8	18.975	14.809	14.842	48.626
9	19.012	14.792	14.379	48.183

No.243 Settimo Marco				
Laps	Sector 1	Sector 2	Sector 3	Lap Time
1	23.697	19.499	15.900	59.096
2	19.974	15.621	14.718	50.313
3	19.141	15.346	14.720	49.207
4	18.885	14.921	14.499	48.305
5	18.937	14.954	14.861	48.752
6	18.935	15.043	14.446	48.424

Laps	Sector 1	Sector 2	Sector 3	Lap Time
7	18.812	14.840	14.415	48.067
8	18.794	14.858	14.626	48.278

No.244 Maloney Zane				
Laps	Sector 1	Sector 2	Sector 3	Lap Time
1	20.769	15.768	14.892	51.429
2	19.179	15.105	14.517	48.801
3	21.405	21.998	20.715	1:04.118
4	19.042	14.827	14.435	48.304
5	18.810	14.751	14.377	47.938
6	18.781	14.696	14.426	47.903
7	18.805	14.679	14.369	47.853
8	18.758	14.672	14.340	47.770

No.248 Lee Frederick				
Laps	Sector 1	Sector 2	Sector 3	Lap Time
1	23.274	19.957	16.198	59.429

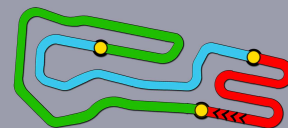
No.250 Anderruti Leandro				
Laps	Sector 1	Sector 2	Sector 3	Lap Time
1	20.563	15.699	14.968	51.230
2	19.451	15.208	15.046	49.705
3	25.822	20.208	15.381	1:01.411
4	19.250	14.978	14.559	48.787
5	18.986	14.778	14.418	48.182

No.252 Moser Timo				
Laps	Sector 1	Sector 2	Sector 3	Lap Time
1	21.277	16.236	15.361	52.874
2	19.638	15.344	14.837	49.819
3	19.388	15.107	14.957	49.452
4	19.364	15.138	14.696	49.198
5	19.243	14.952	14.677	48.872
6	19.319	14.958	14.767	49.044
7	19.119	14.947	14.738	48.804
8	19.028	14.821	14.634	48.483
9	19.041	14.940	14.785	48.766

No.253 Nielsen Nicklas				
Laps	Sector 1	Sector 2	Sector 3	Lap Time
1	22.596	20.047	15.358	58.001
2	19.508	15.394	15.015	49.917
3	19.130	15.037	14.550	48.717
4	18.892	14.904	14.392	48.188
5	18.862	14.715	14.275	47.852
6	18.830	14.906	14.740	48.476
7	18.731	14.701	14.272	47.704
8	18.727	14.677	14.341	47.745
9	18.726	14.693	14.724	48.143

No.254 Van der Helm Tijmen				
Laps	Sector 1	Sector 2	Sector 3	Lap Time
1	20.093	15.803	14.983	50.879
2	19.252	15.180	14.641	49.073
3	19.061	14.961	14.544	48.566





OK

Qualifying Practices - Series 2 (QPS2) Analysis

For information purposes. No official / regulatory value

Laps	Sector 1	Sector 2	Sector 3	Lap Time
4	18.932	15.212	14.633	48.777
5	18.881	14.817	14.428	48.126
6	18.893	14.794	14.445	48.132
7	18.895	14.709	14.432	48.036
8	18.817	14.746	14.505	48.068
9	18.873	14.729	14.509	48.111

No.258 Carenini Danny

1	20.845	17.772	16.216	54.833
2	19.620	15.226	14.594	49.440
3	19.074	14.932	14.657	48.663
4	19.044	14.839	14.452	48.335
5	18.822	14.774	14.398	47.994
6	20.892	15.652	14.393	50.937
7	18.753	14.763	14.407	47.923
8	18.844	14.683	14.346	47.873

No.259 Mateusz Kaprzyk

1	20.844	16.256	15.360	52.460
2	19.683	16.057	15.295	51.035
3	19.257	15.226	14.540	49.023
4	19.138	15.082	14.536	48.756
5	18.963	15.019	14.417	48.399
6	18.946	14.959	14.473	48.378
7	18.975	14.942	14.416	48.333
8	18.899	14.811	14.383	48.093
9	18.939	14.882	14.370	48.191

No.266 Marseglia Leonardo

1	21.236	16.865	15.084	53.185
2	19.211	15.381	14.721	49.313
3	19.397	18.802	14.754	52.953
4	18.959	14.934	14.491	48.384
5	18.817	14.851	14.406	48.074
6	20.442	15.146	14.494	50.082
7	18.823	14.855	14.433	48.111
8	18.778	14.828	14.436	48.042
9	18.835	14.842	14.459	48.136

No.267 Vaskelis Kaspasas

1	21.532	16.445	15.297	53.274
2	19.532	15.481	14.747	49.760
3	20.217	18.823	15.519	54.559
4	19.214	15.055	14.543	48.812
5	19.087	14.932	14.577	48.596
6	20.729	15.000	15.014	50.743
7	19.055	14.869	14.425	48.349
8	18.960	14.841	14.435	48.236

Laps	Sector 1	Sector 2	Sector 3	Lap Time
9	18.940	14.841	14.572	48.353

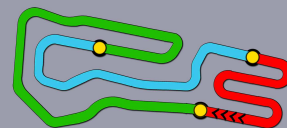
No.270 Hayes Ross

1	22.889	15.907	14.925	53.721
2	19.801	17.908	14.836	52.545
3	19.437	17.296	16.684	53.417
4	19.159	15.034	14.541	48.734
5	19.109	14.943	14.629	48.681
6	19.055	15.122	14.482	48.659
7	18.988	14.872	14.433	48.293
8	18.966	14.892	14.451	48.309
9	19.063	14.826	15.042	48.931

No.272 Thompson Harry

1	21.779	17.096	15.518	54.393
2	20.193	15.734	14.902	50.829
3	19.446	15.536	14.757	49.739
4	19.366	15.485	14.731	49.582
5	19.953	15.273	14.732	49.958
6	19.215	15.104	14.659	48.978
7	19.408	15.130	14.518	49.056
8	19.308	15.153	14.520	48.981
9	19.205	15.115	14.454	48.774





OK

Qualifying Practices - Series 1 (QPS1) RESULTS

Document 13.1 OFFICIAL

Rnk	No.	Entrant	Nat E.	Driver	Nat D.	Equipment	Sector 1	Sector 2	Sector 3	Time	Gap	Laps
1	264	KR MOTOR SPORT	SWE	Trvisanutto Lorenzo	ITA	Kr / Parilla / Bridgestone	18.687	14.560	14.207	47.454		7
2	209	TB RACING TEAM	DEU	Janker Hannes	DEU	Kr / Parilla / Bridgestone	18.649	14.623	14.237	47.509	0.055	6
3	265	KR MOTOR SPORT	SWE	Michelotto Mattia	ITA	Kr / Parilla / Bridgestone	18.770	14.677	14.333	47.780	0.326	8
4	231	CRG SPA	ITA	Hiltbrand Pedro	ESP	Crg / Tm / Bridgestone	18.816	14.752	14.242	47.810	0.356	8
5	228	CRG SPA	ITA	Bradshaw Callum	GBR	Crg / Tm / Bridgestone	18.850	14.697	14.366	47.913	0.459	9
6	235	LENNOX RACING TEAM	GBR	Ferrari Lorenzo	ITA	Exprit / Vortex / Bridgestone	18.911	14.737	14.288	47.936	0.482	8
7	218	FORZA RACING	GBR	Patterson Dexter	GBR	Exprit / Tm / Bridgestone	18.819	14.765	14.355	47.939	0.485	8
8	237	COMANDUCCI CRISTIAN	ITA	Comanducci Cristian	ITA	Tony Kart / Vortex / Bridgestone	18.813	14.793	14.402	48.008	0.554	9
9	256	KSB RACING TEAM	AUT	Muth Lukas	CHE	Kosmic / Vortex / Bridgestone	18.862	14.804	14.355	48.021	0.567	9
10	263	KR MOTOR SPORT	SWE	Gazil Ugo	ITA	Kr / Parilla / Bridgestone	18.835	14.858	14.340	48.033	0.579	8
11	249	KSB RACING TEAM	AUT	Rossel Kevin	DNK	Kosmic / Vortex / Bridgestone	18.847	14.775	14.426	48.048	0.594	8
12	260	FORZA RACING	GBR	Lulham Christopher	GBR	Exprit / Tm / Bridgestone	18.791	14.800	14.461	48.052	0.598	9
13	220	KOSMIC RACING DEPARTEMENT	ITA	Gustafsson Viktor	SWE	Kosmic / Vortex / Bridgestone	18.852	14.768	14.435	48.055	0.601	9
14	224	PRAGA RACING TEAM	ITA	Martinez Carles	ESP	Praga / Tm / Bridgestone	18.901	14.746	14.408	48.055	0.601	9
15	257	KSM SCHUMACHER RACING TEAM	DEU	Ferati Jasin	CHE	Tony Kart / Vortex / Bridgestone	18.861	14.817	14.387	48.065	0.611	9
16	234	LENNOX RACING TEAM	GBR	Zagazeta Mathias	PER	Exprit / Vortex / Bridgestone	18.945	14.763	14.386	48.094	0.640	8
17	233	CRG SPA	ITA	Rosso Andrea	ITA	Crg / lame / Bridgestone	18.869	14.765	14.469	48.103	0.649	9
18	247	KOSKI MOTORSPORT	FIN	Saarjarvi Frans-Emil	FIN	Kosmic / Vortex / Bridgestone	18.891	14.817	14.408	48.116	0.662	9
19	268	UNOMATRICULA K-TEAM	ESP	Lahoz Lopez	ESP	Tony Kart / lame / Bridgestone	18.883	14.764	14.481	48.128	0.674	8
20	262	KR MOTOR SPORT	SWE	Gerner Carl-anton	DNK	Kr / Parilla / Bridgestone	18.849	14.870	14.418	48.137	0.683	9
21	226	M2 RACING KARTS	ESP	Sagrera Javier	ESP	Crg / Parilla / Bridgestone	18.837	14.864	14.449	48.150	0.696	9
22	206	WARD RACING	SWE	Torreggiani Mathias	ITA	Tony Kart / Vortex / Bridgestone	18.858	14.848	14.510	48.216	0.762	9
23	215	SPEED KART	POL	Szczurek Kacper	POL	Kosmic / Vortex / Bridgestone	18.947	14.818	14.464	48.229	0.775	8
24	246	BIREL ART RACING	ITA	Raffaele Francesca	ITA	Birel / Tm / Bridgestone	18.940	14.891	14.407	48.238	0.784	9
25	255	KSM SCHUMACHER RACING TEAM	DEU	Bizzotto Leonardo	ITA	Tony Kart / Vortex / Bridgestone	18.952	14.803	14.513	48.268	0.814	9
26	245	RICKY FLYNN MOTORSPORT	GBR	Skocdopole Dan	CZE	Fa Alonso / Vortex / Bridgestone	18.973	14.853	14.454	48.280	0.826	9
27	269	KSB RACING TEAM	AUT	Frederik Kikkenbourg	DNK	Kosmic / Vortex / Bridgestone	18.868	14.838	14.581	48.287	0.833	8
28	271	LOTUS	SVN	Bahar Denis	ARE	Tony Kart / Vortex / Bridgestone	18.888	14.847	14.556	48.291	0.837	9
29	203	PF INTERNATIONAL KARTING LTD	GBR	Tillett Archie	GBR	Birel / Parilla / Bridgestone	18.951	14.909	14.444	48.304	0.850	9
30	205	WARD RACING	SWE	Rozenfeld David	RUS	Tony Kart / Vortex / Bridgestone	18.886	14.837	14.610	48.333	0.879	9
31	261	WARD RACING	SWE	Jansson Rasmus	SWE	Tony Kart / Vortex / Bridgestone	18.965	14.919	14.455	48.339	0.885	9
32	210	RMW MOTORSPORT	DEU	Schaller Marek	DEU	Kosmic / lame / Bridgestone	19.065	14.950	14.339	48.354	0.900	8
33	214	TK RACING	DNK	Jakobsen Jenny	NOR	Fa Kart / Tm / Bridgestone	18.908	14.918	14.542	48.368	0.914	8
34	251	CRG SPA	ITA	Yu Royce	HKG	Crg / Tm / Bridgestone	19.076	15.001	14.553	48.630	1.176	9
35	236	MARKUS SEBASTIAN STRAUBHAAR	CHE	Pascal Von Allmen	CHE	Sodikart / Tm / Bridgestone	19.115	14.929	14.622	48.666	1.212	8

Start Time : 16/02 - 11:29:51

Best Lap : No.264 Trvisanutto Lorenzo 47.454 91,03 Kph

Weather : Sunny Air : 8°C Track : Dry

23° WINTER CUP (ITA) 15-18/02/2018

Page 1 / 1

FICR

Apex Timing

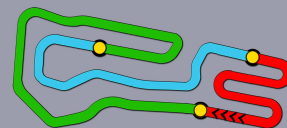


Scan this QR code for live timing



Timing service and charts editing provided by:

**Federazione Italiana
Cronometristi**



OK

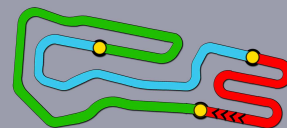
Qualifying Practices - Series 1 (QPS1)

Best Sectors Analysis

For information purposes. No official / regulatory value

S1			S2			S3			Ideal Lap Times						
Rnk	No.	Time	Rnk	No.	Time	Rnk	No.	Time	Rnk	No.	Driver	Nat D.	Ideal Lap	Best Lap	Diff.
1	209	18.649	1	264	14.560	1	264	14.207	1	264	Travisanutto Lorenzo	ITA	47.454	47.454	
2	264	18.687	2	209	14.623	2	209	14.237	2	209	Janker Hannes	DEU	47.509	47.509	
3	265	18.752	3	265	14.677	3	231	14.242	3	265	Michelotto Mattia	ITA	47.762	47.780	0.018
4	220	18.755	4	228	14.697	4	235	14.288	4	231	Hiltbrand Pedro	ESP	47.766	47.810	0.044
5	231	18.772	5	260	14.725	5	228	14.320	5	228	Bradshaw Callum	GBR	47.861	47.913	0.052
6	260	18.791	6	235	14.737	6	265	14.333	6	256	Muth Lukas	CHE	47.905	48.021	0.116
7	256	18.803	7	224	14.746	7	210	14.339	7	235	Ferrari Lorenzo	ITA	47.936	47.936	
8	237	18.813	8	256	14.747	8	263	14.340	8	218	Patterson Dexter	GBR	47.939	47.939	
9	249	18.818	9	237	14.750	9	246	14.348	9	220	Gustafsson Viktor	SWE	47.958	48.055	0.097
10	218	18.819	10	231	14.752	10	256	14.355	10	237	Comanducci Cristian	ITA	47.965	48.008	0.043
11	263	18.835	11	234	14.763	10	218	14.355	11	260	Lulham Christopher	GBR	47.977	48.052	0.075
12	226	18.837	12	268	14.764	12	224	14.381	12	263	Gazil Ugo	ITA	48.008	48.033	0.025
13	228	18.844	13	233	14.765	13	234	14.386	13	249	Rossel Kevin	FRA	48.019	48.048	0.029
14	206	18.847	13	218	14.765	14	257	14.387	14	224	Martinez Carles	ESP	48.028	48.055	0.027
15	262	18.849	15	220	14.768	15	237	14.402	15	257	Ferati Jasin	CHE	48.055	48.065	0.010
16	268	18.852	16	249	14.775	16	262	14.404	16	247	Saarijarvi Frans-Emil	FIN	48.085	48.116	0.031
17	257	18.861	17	247	14.786	17	247	14.408	17	234	Zagazeta Mathias	PER	48.094	48.094	
18	269	18.868	18	255	14.803	18	249	14.426	18	268	Lahoz Lopez	ESP	48.097	48.128	0.031
19	233	18.869	19	269	14.804	19	220	14.435	19	233	Rosso Andrea	ITA	48.103	48.103	
20	205	18.886	20	257	14.807	20	203	14.444	20	226	Sagrera Javier	ESP	48.104	48.150	0.046
21	271	18.888	21	215	14.813	21	226	14.449	21	262	Gerner Carl-anton	DNK	48.123	48.137	0.014
22	247	18.891	22	271	14.816	22	245	14.454	22	246	Raffaele Francesca	ITA	48.179	48.238	0.059
23	224	18.901	23	226	14.818	23	261	14.455	23	206	Torreggiani Mathias	ITA	48.188	48.216	0.028
24	214	18.908	24	205	14.831	24	260	14.461	24	215	Szczurek Kacper	POL	48.224	48.229	0.005
25	235	18.911	25	263	14.833	25	215	14.464	25	271	Bahar Denis	ARE	48.232	48.291	0.059
26	203	18.928	26	206	14.848	26	233	14.469	26	269	Frederik Kikkenbourg	DNK	48.246	48.287	0.041
27	255	18.939	27	245	14.853	27	268	14.481	26	203	Tillett Archie	GBR	48.246	48.304	0.058
28	246	18.940	28	262	14.870	28	206	14.493	28	255	Bizzotto Leonardo	ITA	48.255	48.268	0.013
29	234	18.945	29	203	14.874	29	255	14.513	28	205	Rozenfeld David	RUS	48.255	48.333	0.078
30	215	18.947	30	246	14.891	30	271	14.528	30	245	Skodopole Dan	CZE	48.280	48.280	
31	261	18.954	31	261	14.917	31	205	14.538	31	261	Jansson Rasmus	SWE	48.326	48.339	0.013
32	245	18.973	32	214	14.918	32	214	14.542	32	210	Schaller Marek	DEU	48.354	48.354	
33	251	18.987	33	236	14.929	33	251	14.553	33	214	Jakobsen Jenny	NOR	48.368	48.368	
34	236	19.054	34	210	14.950	34	269	14.574	34	251	Yu Royce	HKG	48.529	48.630	0.101
35	210	19.065	35	251	14.989	35	236	14.622	35	236	Pascal Von Allmen	CHE	48.605	48.666	0.061





OK

Qualifying Practices - Series 1 (QPS1) Analysis

For information purposes. No official / regulatory value

Laps	Sector 1	Sector 2	Sector 3	Lap Time
No.203 Tillet Archie				
1	21.016	16.355	15.342	52.713
2	19.637	15.330	14.881	49.848
3	19.178	15.036	14.563	48.777
4	19.055	15.077	14.501	48.633
5	18.989	14.902	14.445	48.336
6	18.951	14.909	14.444	48.304
7	18.928	15.001	14.497	48.426
8	18.947	14.914	14.457	48.318
9	18.979	14.874	14.466	48.319

Laps	Sector 1	Sector 2	Sector 3	Lap Time
No.205 Rozenfeld David				
1	21.913	16.504	15.585	54.002
2	20.831	18.814	15.681	55.326
3	19.477	15.844	14.946	50.267
4	19.233	15.073	14.736	49.042
5	18.975	15.127	15.032	49.134
6	19.002	14.893	14.574	48.469
7	18.886	14.837	14.610	48.333
8	18.972	14.853	14.538	48.363
9	18.955	14.831	14.568	48.354

Laps	Sector 1	Sector 2	Sector 3	Lap Time
No.206 Torreggiani Mathias				
1	21.251	16.495	15.388	53.134
2	19.543	15.585	14.868	49.996
3	19.486	15.107	14.702	49.295
4	18.925	15.025	14.573	48.523
5	18.893	14.903	14.527	48.323
6	18.866	14.930	14.510	48.306
7	18.869	14.893	14.493	48.255
8	18.847	14.862	14.512	48.221
9	18.858	14.848	14.510	48.216

Laps	Sector 1	Sector 2	Sector 3	Lap Time
No.209 Janker Hannes				
1	22.018	17.126	15.781	54.925
2	19.196	15.092	14.583	48.871
3	18.962	14.735	14.394	48.091
4	18.671	14.675	14.327	47.673
5	18.767	14.633	14.296	47.696
6	18.649	14.623	14.237	47.509

Laps	Sector 1	Sector 2	Sector 3	Lap Time
No.210 Schaller Marek				
1	21.793	16.722	15.303	53.818
2	19.734	16.121	16.163	52.018
3	19.848	16.278	14.892	51.018
4	19.443	15.303	14.990	49.736
5	19.263	16.061	15.021	50.345
6	19.094	15.531	14.574	49.199

Laps	Sector 1	Sector 2	Sector 3	Lap Time
7	19.082	15.076	14.483	48.641
8	19.065	14.950	14.339	48.354
No.214 Jakobsen Jenny				
1	21.629	16.893	15.541	54.063
2	20.922	20.219	17.858	58.999
3	19.808	15.621	15.418	50.847
4	19.501	15.257	14.814	49.572
5	19.890	15.533	14.650	50.073
6	19.053	15.082	14.869	49.004
7	19.047	14.920	14.986	48.953
8	18.908	14.918	14.542	48.368

Laps	Sector 1	Sector 2	Sector 3	Lap Time
No.215 Szczurek Kacper				
1	21.213	16.622	15.216	53.051
2	20.353	17.209	15.410	52.972
3	22.019	17.572	15.157	54.748
4	19.187	15.044	14.537	48.768
5	19.008	16.893	14.767	50.668
6	19.039	14.880	14.676	48.595
7	19.047	14.813	14.866	48.726
8	18.947	14.818	14.464	48.229

Laps	Sector 1	Sector 2	Sector 3	Lap Time
No.218 Patterson Dexter				
1	20.723	16.482	15.512	52.717
2	19.704	15.543	14.901	50.148
3	19.157	15.047	14.662	48.866
4	18.921	14.864	14.420	48.205
5	18.863	14.889	14.437	48.189
6	18.876	14.941	14.409	48.226
7	18.826	14.938	14.511	48.275
8	18.819	14.765	14.355	47.939

Laps	Sector 1	Sector 2	Sector 3	Lap Time
No.220 Gustafsson Viktor				
1	21.630	16.387	15.572	53.589
2	19.498	15.187	14.959	49.644
3	19.077	15.027	14.656	48.760
4	18.970	14.906	14.916	48.792
5	18.926	14.869	14.830	48.625
6	18.810	14.782	14.470	48.062
7	18.755	14.866	14.500	48.121
8	18.852	14.768	14.435	48.055
9	18.875	14.830	14.817	48.522

Laps	Sector 1	Sector 2	Sector 3	Lap Time
No.224 Martinez Carles				
1	21.932	16.657	15.447	54.036
2	19.947	15.879	14.892	50.718
3	19.361	15.146	14.586	49.093
4	19.174	16.546	18.465	54.185

Laps	Sector 1	Sector 2	Sector 3	Lap Time
5	21.515	15.175	14.887	51.577
6	19.183	15.051	14.409	48.643
7	18.982	14.817	14.481	48.280
8	18.901	14.746	14.408	48.055
9	19.005	14.812	14.381	48.198

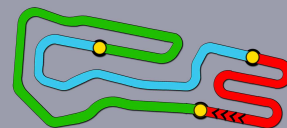
Laps	Sector 1	Sector 2	Sector 3	Lap Time
No.226 Sagrera Javier				
1	20.988	16.815	15.312	53.115
2	19.522	15.769	14.844	50.135
3	19.154	15.167	14.544	48.865
4	19.002	15.074	14.587	48.663
5	18.974	14.981	14.930	48.885
6	18.880	14.909	14.595	48.384
7	18.837	14.864	14.449	48.150
8	18.893	14.834	14.459	48.186
9	18.895	14.818	14.551	48.264

Laps	Sector 1	Sector 2	Sector 3	Lap Time
No.228 Bradshaw Callum				
1	21.598	16.970	15.953	54.521
2	20.032	15.664	15.056	50.752
3	19.229	15.078	14.624	48.931
4	19.048	14.897	14.481	48.426
5	18.844	14.742	14.416	48.002
6	18.908	14.727	14.320	47.955
7	18.882	14.698	14.334	47.914
8	18.850	14.697	14.366	47.913
9	19.079	14.787	15.501	49.367

Laps	Sector 1	Sector 2	Sector 3	Lap Time
No.231 Hiltbrand Pedro				
1	22.071	16.599	15.277	53.947
2	19.595	15.296	14.582	49.473
3	19.013	14.882	14.381	48.276
4	18.829	14.989	14.360	48.178
5	18.816	14.752	14.242	47.810
6	19.082	20.339	14.506	53.927
7	18.772	14.769	14.307	47.848
8	18.842	14.766	14.245	47.853

Laps	Sector 1	Sector 2	Sector 3	Lap Time
No.233 Rosso Andrea				
1	21.963	16.783	15.550	54.296
2	20.897	18.908	15.396	55.201
3	19.671	15.831	14.843	50.345
4	19.083	15.067	14.701	48.851
5	19.164	15.238	14.638	49.040
6	18.962	14.882	14.574	48.418
7	18.936	14.839	14.561	48.336
8	18.869	14.765	14.469	48.103
9	18.916	14.890	14.498	48.304





OK

Qualifying Practices - Series 1 (QPS1) Analysis

For information purposes. No official / regulatory value

Laps	Sector 1	Sector 2	Sector 3	Lap Time
No.234 Zagazeta Mathias				
1	24.110	17.554	15.741	57.405
2	19.757	16.048	15.134	50.939
3	19.242	15.099	14.675	49.016
4	19.182	14.964	14.477	48.623
5	18.956	14.991	14.481	48.428
6	18.972	14.954	14.441	48.367
7	18.968	14.774	14.426	48.168
8	18.945	14.763	14.386	48.094

Laps	Sector 1	Sector 2	Sector 3	Lap Time
No.235 Ferrari Lorenzo				
1	23.431	17.177	15.784	56.392
2	24.205	20.826	18.819	1:03.850
3	20.023	15.379	14.726	50.128
4	19.131	15.144	14.646	48.921
5	19.519	15.079	14.499	49.097
6	18.979	14.820	14.424	48.223
7	18.951	14.828	14.365	48.144
8	18.911	14.737	14.288	47.936

Laps	Sector 1	Sector 2	Sector 3	Lap Time
No.236 Pascal Von Allmen				
1	22.382	16.613	15.523	54.518
2	19.651	15.481	14.985	50.117
3	19.269	15.452	14.869	49.590
4	19.076	15.030	14.856	48.962
5	19.226	16.647	14.962	50.835
6	19.054	15.005	14.623	48.682
7	19.206	15.787	14.710	49.703
8	19.115	14.929	14.622	48.666

Laps	Sector 1	Sector 2	Sector 3	Lap Time
No.237 Comanducci Cristian				
1	21.758	17.865	16.093	55.716
2	19.777	15.546	14.817	50.140
3	19.059	14.936	14.554	48.549
4	18.908	14.922	14.482	48.312
5	18.919	14.928	14.443	48.290
6	18.914	14.950	14.508	48.372
7	18.813	14.793	14.402	48.008
8	18.856	16.322	14.936	50.114
9	18.939	14.750	14.497	48.186

Laps	Sector 1	Sector 2	Sector 3	Lap Time
No.245 Skodopole Dan				
1	20.969	16.384	15.431	52.784
2	19.811	15.508	14.978	50.297
3	19.230	15.131	14.617	48.978
4	19.098	15.027	14.579	48.704
5	19.027	14.974	14.555	48.556
6	19.715	17.505	16.441	53.661

Laps	Sector 1	Sector 2	Sector 3	Lap Time
7	19.067	15.005	14.606	48.678
8	19.011	14.876	14.482	48.369
9	18.973	14.853	14.454	48.280

Laps	Sector 1	Sector 2	Sector 3	Lap Time
No.246 Raffaele Francesca				
1	22.309	17.536	15.951	55.796
2	20.914	18.562	17.865	57.341
3	21.254	16.731	15.091	53.076
4	19.412	15.234	14.586	49.232
5	19.117	15.182	14.443	48.742
6	19.026	15.100	14.546	48.672
7	19.038	14.998	14.444	48.480
8	18.962	14.936	14.348	48.246
9	18.940	14.891	14.407	48.238

Laps	Sector 1	Sector 2	Sector 3	Lap Time
No.247 Saarijarvi Frans-Emil				
1	21.301	16.467	15.302	53.070
2	19.658	15.514	14.995	50.167
3	19.827	15.420	14.806	50.053
4	19.172	15.064	14.577	48.813
5	19.097	14.882	14.529	48.508
6	19.048	14.964	14.495	48.507
7	18.891	14.817	14.408	48.116
8	18.911	14.786	14.560	48.257
9	19.014	14.839	14.419	48.272

Laps	Sector 1	Sector 2	Sector 3	Lap Time
No.249 Rossel Kevin				
1	20.709	16.041	15.452	52.202
2	19.742	15.424	14.951	50.117
3	19.268	15.118	14.642	49.028
4	19.030	14.893	14.574	48.497
5	18.847	14.775	14.426	48.048
6	18.953	19.527	16.851	55.331
7	18.818	14.855	14.676	48.349
8	22.978	21.701	21.826	1:06.505

Laps	Sector 1	Sector 2	Sector 3	Lap Time
No.251 Yu Royce				
1	22.481	17.208	16.370	56.059
2	20.793	16.010	15.484	52.287
3	19.517	15.224	14.613	49.354
4	19.166	15.627	18.166	52.959
5	22.208	15.587	14.577	52.372
6	19.095	15.146	14.557	48.798
7	18.994	14.989	15.159	49.142
8	18.987	14.993	14.765	48.745
9	19.076	15.001	14.553	48.630

Laps	Sector 1	Sector 2	Sector 3	Lap Time
No.255 Bizzotto Leonardo				
1	23.119	18.476	15.551	57.146
2	20.379	15.724	14.888	50.991
3	19.214	15.116	14.753	49.083
4	19.066	14.987	14.601	48.654
5	18.957	14.893	14.542	48.392
6	18.962	15.435	14.713	49.110
7	18.964	14.828	14.521	48.313
8	18.939	15.003	14.890	48.832
9	18.952	14.803	14.513	48.268

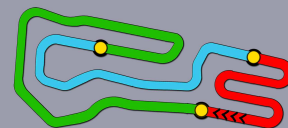
Laps	Sector 1	Sector 2	Sector 3	Lap Time
No.256 Muth Lukas				
1	21.081	16.825	15.386	53.292
2	20.097	15.604	14.846	50.547
3	19.239	14.970	14.553	48.762
4	18.920	14.822	14.507	48.249
5	18.868	14.747	14.496	48.111
6	18.891	14.773	14.368	48.032
7	18.803	14.820	14.439	48.062
8	18.862	14.804	14.355	48.021
9	18.958	14.850	14.470	48.278

Laps	Sector 1	Sector 2	Sector 3	Lap Time
No.257 Ferati Jasin				
1	23.188	18.781	15.726	57.695
2	20.323	15.503	17.464	53.290
3	19.492	15.099	14.651	49.242
4	19.072	15.000	14.509	48.581
5	18.964	14.807	14.545	48.316
6	18.954	14.831	14.430	48.215
7	18.900	14.850	14.434	48.184
8	18.861	14.817	14.387	48.065
9	18.939	14.826	14.486	48.251

Laps	Sector 1	Sector 2	Sector 3	Lap Time
No.260 Lulham Christopher				
1	20.837	16.330	15.619	52.786
2	19.686	17.433	15.280	52.399
3	19.614	15.262	14.805	49.681
4	19.022	14.993	14.821	48.836
5	19.345	14.922	14.673	48.940
6	18.871	14.842	14.593	48.306
7	18.875	14.802	14.538	48.215
8	18.791	14.800	14.461	48.052
9	18.842	14.725	14.559	48.126

Laps	Sector 1	Sector 2	Sector 3	Lap Time
No.261 Jansson Rasmus				
1	21.112	16.152	15.552	52.816
2	19.564	16.771	16.192	52.527
3	19.467	15.336	14.756	49.559





OK

Qualifying Practices - Series 1 (QPS1) Analysis

For information purposes. No official / regulatory value

Laps	Sector 1	Sector 2	Sector 3	Lap Time
4	19.195	15.230	14.594	49.019
5	19.180	15.263	14.539	48.982
6	19.150	14.975	14.484	48.609
7	19.268	14.999	14.459	48.726
8	18.954	14.917	14.481	48.352
9	18.965	14.919	14.455	48.339

No.262 Gerner Carl-anton				
Laps	Sector 1	Sector 2	Sector 3	Lap Time
1	22.837	17.280	15.592	55.709
2	20.906	18.660	16.716	56.282
3	22.881	16.406	15.402	54.689
4	19.270	15.036	14.636	48.942
5	19.015	15.221	14.644	48.880
6	18.992	14.930	14.527	48.449
7	18.938	14.906	14.564	48.408
8	18.849	14.870	14.418	48.137
9	18.886	14.905	14.404	48.195

No.263 Gazil Ugo				
Laps	Sector 1	Sector 2	Sector 3	Lap Time
1	22.192	17.051	16.402	55.645
2	19.890	15.500	14.747	50.137
3	19.342	15.223	19.052	53.617
4	19.226	15.439	14.513	49.178
5	19.030	14.994	14.452	48.476
6	18.910	15.032	14.832	48.774
7	18.881	14.833	14.399	48.113
8	18.835	14.858	14.340	48.033

No.264 Travanutto Lorenzo				
Laps	Sector 1	Sector 2	Sector 3	Lap Time
1	20.798	15.922	15.069	51.789
2	19.648	15.164	14.541	49.353
3	18.867	14.786	14.468	48.121
4	18.791	14.689	14.356	47.836
5	18.750	14.616	14.266	47.632
6	18.691	14.623	14.266	47.580
7	18.687	14.560	14.207	47.454

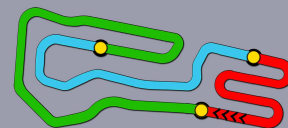
No.265 Michelotto Mattia				
Laps	Sector 1	Sector 2	Sector 3	Lap Time
1	20.632	15.922	15.375	51.929
2	19.544	15.289	14.718	49.551
3	19.009	14.920	14.492	48.421
4	18.938	14.803	14.420	48.161
5	18.795	14.758	14.482	48.035
6	18.752	14.723	14.365	47.840
7	18.770	14.677	14.333	47.780
8	18.906	14.691	15.012	48.609

No.268 Lahoz Lopez				
Laps	Sector 1	Sector 2	Sector 3	Lap Time
1	24.734	20.509	16.951	1:02.194
2	22.762	16.227	15.250	54.239
3	19.450	15.336	14.824	49.610
4	19.072	15.027	14.656	48.755
5	18.973	14.925	14.525	48.423
6	18.852	14.950	14.557	48.359
7	18.883	14.793	14.499	48.175
8	18.883	14.764	14.481	48.128

No.269 Frederik Kikkenbourg				
Laps	Sector 1	Sector 2	Sector 3	Lap Time
1	20.703	23.046	16.742	1:00.491
2	20.178	15.767	15.219	51.164
3	19.323	15.195	15.046	49.564
4	19.104	15.011	15.013	49.128
5	19.138	14.899	14.826	48.863
6	18.980	14.804	14.585	48.369
7	18.868	14.838	14.581	48.287
8	19.002	15.010	14.574	48.586

No.271 Bahar Denis				
Laps	Sector 1	Sector 2	Sector 3	Lap Time
1	21.013	16.231	15.427	52.671
2	19.446	15.289	14.932	49.667
3	19.412	15.179	14.672	49.263
4	19.064	14.917	14.664	48.645
5	18.888	14.847	14.556	48.291
6	19.055	14.872	14.528	48.455
7	18.922	14.915	14.822	48.659
8	18.969	14.862	14.988	48.819
9	18.984	14.816	14.581	48.381



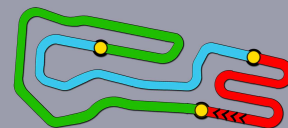


OK ELENCO VERIFICATI (70 Drivers)

Document 9.1 OFFICIAL

No.	Entrant	Nat E.	Driver	Nat D.	Equipment
201	TONY KART RACING TEAM	ITA	Vidales Ajenjo David	ESP	Tony Kart / Vortex / Bridgestone
202	PF INTERNATIONAL KARTING LTD	GBR	Hodgson Oliver	GBR	Birel / Parilla / Bridgestone
203	PF INTERNATIONAL KARTING LTD	GBR	Tillett Archie	GBR	Birel / Parilla / Bridgestone
204	SODIKART	GBR	Joyner Tom	GBR	Sodikart / Tm / Bridgestone
205	WARD RACING	SWE	Rozenfeld David	RUS	Tony Kart / Vortex / Bridgestone
206	WARD RACING	SWE	Torreggiani Mathias	ITA	Tony Kart / Vortex / Bridgestone
207	BRM RACING	ITA	Guidetti Jacopo	ITA	Brm / Tm / Bridgestone
208	TB RACING TEAM	DEU	Zug Marius	DEU	Kr / Parilla / Bridgestone
209	TB RACING TEAM	DEU	Janker Hannes	DEU	Kr / Parilla / Bridgestone
210	RMW MOTORSPORT	DEU	Schaller Marek	DEU	Kosmic / lame / Bridgestone
211	WARD RACING	SWE	Nord Gabriel	SWE	Tony Kart / Vortex / Bridgestone
212	NYBERG KJETIL	NOR	Nyberg Tobias	NOR	Tony Kart / Vortex / Bridgestone
213	WARD RACING	SWE	Armellin Andrea	ITA	Tony Kart / Vortex / Bridgestone
214	TK RACING	DNK	Jakobsen Jenny	NOR	Fa Kart / Tm / Bridgestone
215	SPEED KART	POL	Szczurek Kacper	POL	Kosmic / Vortex / Bridgestone
216	FORZA RACING	GBR	Edgar Jonny	GBR	Exprit / Tm / Bridgestone
218	FORZA RACING	GBR	Patterson Dexter	GBR	Exprit / Tm / Bridgestone
219	FORZA RACING	GBR	Seppanen Elias	FIN	Exprit / Tm / Bridgestone
220	KOSMIC RACING DEPARTEMENT	ITA	Gustafsson Viktor	SWE	Kosmic / Vortex / Bridgestone
221	KOSMIC RACING DEPARTEMENT	ITA	Stanek Roman	CZE	Kosmic / Vortex / Bridgestone
222	SODIKART	FRA	Fraisse Vincent	FRA	Sodikart / Tm / Bridgestone
223	ALAKULPPI MARKKU	FIN	Alakulppi Eetu	FIN	Haase / Parilla / Bridgestone
224	PRAGA RACING TEAM	ITA	Martinez Carles	ESP	Praga / Tm / Bridgestone
225	PRAGA RACING TEAM	ITA	Pescador Jorge	ARG	Praga / Tm / Bridgestone
226	M2 RACING KARTS	ESP	Sagraera Javier	ESP	Crq / Parilla / Bridgestone
227	GLITZENHIRN TORSTEN	DEU	Enders Paul	DEU	Crq / lame / Bridgestone
228	CRG SPA	ITA	Bradshaw Callum	GBR	Crq / Tm / Bridgestone
229	CRG SPA	ITA	Meyer Kilian	ESP	Crq / Tm / Bridgestone
231	CRG SPA	ITA	Hiltbrand Pedro	ESP	Crq / Tm / Bridgestone
232	CRG SPA	ITA	Colapinto Franco	ARG	Crq / Parilla / Bridgestone
233	CRG SPA	ITA	Rosso Andrea	ITA	Crq / lame / Bridgestone
234	LENNOX RACING TEAM	GBR	Zagazeta Mathias	PER	Exprit / Vortex / Bridgestone
235	LENNOX RACING TEAM	GBR	Ferrari Lorenzo	ITA	Exprit / Vortex / Bridgestone
236	MARKUS SEBASTIAN STRAUBHAAR	CHE	Pascal Von Allmen	CHE	Sodikart / Tm / Bridgestone
237	COMANDUCCI CRISTIAN	ITA	Comanducci Cristian	ITA	Tony Kart / Vortex / Bridgestone
238	TONY KART RACING TEAM	ITA	Milell Noah	SWE	Tony Kart / Vortex / Bridgestone
239	BIREL ART RACING	ITA	Kacovsky Matej	CZE	Birel Art / Tm / Bridgestone
240	BIREL ART RACING	ITA	Grinbergas Gustas	LTU	Birel Art / Tm / Bridgestone
241	BIREL ART RACING	ITA	Coluccio Luigi	ITA	Birel Art / Tm / Bridgestone
242	BIREL ART RACING	ITA	Fritsch Valentino	DEU	Birel Art / Tm / Bridgestone
243	BIREL ART RACING	ITA	Settimo Marco	ITA	Rk / Tm / Bridgestone
244	RICKY FLYNN MOTORSPORT	GBR	Maloney Zane	GBR	Fa Alonso / Vortex / Bridgestone
245	RICKY FLYNN MOTORSPORT	GBR	Skocdopole Dan	CZE	Fa Alonso / Vortex / Bridgestone
246	BIREL ART RACING	ITA	Raffaele Francesca	ITA	Birel / Tm / Bridgestone
247	KOSKI MOTORSPORT	FIN	Saarijarvi Frans-Emil	FIN	Kosmic / Vortex / Bridgestone
248	CRG SPA	ITA	Lee Frederick	HKG	Crq / Tm / Bridgestone
249	KSB RACING TEAM	AUT	Rossel Kevin	DNK	Kosmic / Vortex / Bridgestone





OK ELENCO VERIFICATI (70 Drivers)

Document 9.1 OFFICIAL

No.	Entrant	Nat E.	Driver	Nat D.	Equipment
250	S.R.T.MOTORSPORT	CHE	Anderruti Leandro	CHE	Tony Kart / Votrex / Bridgestone
251	CRG SPA	ITA	Yu Royce	HKG	CrG / Tm / Bridgestone
252	MOSER ANITA	CHE	Moser Timo	CHE	Tony Kart / Vortex / Bridgestone
253	KSM SCHUMACHER RACING TEAM	DEU	Nielsen Nicklas	DNK	Tony Kart / Vortex / Bridgestone
254	KSM SCHUMACHER RACING TEAM	DEU	Van der Helm Tijmen	NLD	Tony Kart / Vortex / Bridgestone
255	KSM SCHUMACHER RACING TEAM	DEU	Bizzotto Leonardo	ITA	Tony Kart / Vortex / Bridgestone
256	KSB RACING TEAM	AUT	Muth Lukas	CHE	Kosmic / Vortex / Bridgestone
257	KSM SCHUMACHER RACING TEAM	DEU	Ferati Jasin	CHE	Tony Kart / Vortex / Bridgestone
258	ASD AUTOEUROPEO MOTORSPORT	ITA	Carenini Danny	ITA	Tony Kart / Vortex / Bridgestone
259	SPEED KART	POL	Mateusz Kaprzyk	POL	Kosmic / Vortex / Bridgestone
260	FORZA RACING	GBR	Lulham Christopher	GBR	Exprit / Tm / Bridgestone
261	WARD RACING	SWE	Jansson Rasmus	SWE	Tony Kart / Vortex / Bridgestone
262	KR MOTOR SPORT	SWE	Gerner Carl-anton	DNK	Kr / Parilla / Bridgestone
263	KR MOTOR SPORT	SWE	Gazil Ugo	ERA	Kr / Parilla / Bridgestone
264	KR MOTOR SPORT	SWE	Travisanutto Lorenzo	ITA	Kr / Parilla / Bridgestone
265	KR MOTOR SPORT	SWE	Michelotto Mattia	ITA	Kr / Parilla / Bridgestone
266	KR MOTOR SPORT	SWE	Marseglia Leonardo	ITA	Kr / Parilla / Bridgestone
267	KR MOTOR SPORT	SWE	Vaskelis Kaspas	LTU	Kr / Parilla / Bridgestone
268	UNOMATRICULA K-TEAM	ESP	Lahoz Lopez	ESP	Tony Kart / Iame / Bridgestone
269	KSB RACING TEAM	AUT	Frederik Kikkenbourg	DNK	Kosmic / Vortex / Bridgestone
270	ENERGY CORSE SRL	ITA	Hayes Ross	IRL	Energy / Parilla / Bridgestone
271	LOTUS	SVN	Bahar Denis	ARE	Tony Kart / Vortex / Bridgestone
272	RICKY FLYNN MOTORSPORT	GBR	Thompson Harry	GBR	Fa Alonso / Vortex / Bridgestone

