

DKM
DEUTSCHE KART MEISTERSCHAFT

DMSB

Ergebnisse Results DKM

INT. DMSB

KARTRENNEN LONATO (ITA)

20. - 22. Oktober 2017

- Deutsche Kart Meisterschaft (DKM)
- Deutsche Junioren Kart Meisterschaft (DJKM)
- Deutsche Schaltkart Meisterschaft (DSKM)
- DMSB Schalt Kart Cup (DSKC)

DMSB DKM Deutsche Kart Meisterschaft DKM

vorläufig - ohne Gewähr

Pos	StNr.	Fahrer	Nation	Bewerber/Sponsor	Nation	Chassis/Motor/Reifen	Siege	Gesamt- punkte	Ampfing			Kerpen			Wackersdorf 1				Wackersdorf 2				Lonato (ITA)			
									TQ	Heats	Race 1	Race 2	TQ	Heats	Race 1	Race 2	TQ	Heats	Race 1	Race 2	TQ	Heats	Race 1	Race 2	TQ	Heats
1	21	Hauger, Dennis	NOR	CRG Holland	NLD	CRG / Iame / Vega	5	241	[4]	[9]	[10]	8	20	25	3	15	25	25	15	25	20	3	12	25	20	
2	5	Schumacher, David	DEU	KSM Schumacher Racing Team	DEU	Tony Kart / Vortex / Vega	4	197	9	25	25	3	15	25	[8]	3	11	16	[1]	25	5	15	20	*		
3	1	Tonteri, Paavo	FIN	KSM Schumacher Racing Team	DEU	Tony Kart / Vortex / Vega	1	154	3	10	11	20	9			[7]	10	9	9	13	9	10	16	25		
4	9	Arnold, Felix	DEU	KSM Schumacher Racing Team	DEU	Tony Kart / Vortex / Vega		145	1	15	10	16	1	12	16	20			10	7	8	13	16			
5	20	Meyer, Kilian	ESP	CRG Holland	NLD	CRG / Iame / Vega		135	5	12	13	13					7	11	5	12	20	13	9	11	4	
6	12	Van Berlo, Glenn	NLD	CRG Keijzer Racing	NLD	CRG / Iame / Vega		115	6	20			7	13	9	12	16	20	3	9						
7	14	Tröger, Tim	DEU	CRG TB Racing Team	DEU	CRG / Iame / Vega		101	7		11		6	9	13			2	10	16	11	3	13			
8	19	Maisch, Luca	DEU	CRG TB Racing Team	DEU	Zanardi / Iame / Vega		100	8	16	8					3	9	13	10	6	16	2	[1]	9		
9	22	Munding, Wodan Erik	DEU	Kali-Kart Stern Motorsport	DEU	Kali Kart / Iame / Vega		75					10	11	11	6	3	8	8			3	7	8		
10	18	Kacovsky, Matej	CZE	Solgar Motorsport	DEU	BirelART / Iame / Vega		73	2	3	2		4	4		10	20	13	3	3	4	5				
11	45	Lindh, Rasmus	SWE	Fusion Motorsport	GBR	Expirit / Vortex / Vega		71	3	8	7		8	16		8	9		4	8						
12	17	Füngeling, Luke	DEU	JS Evolution	DEU	Expirit / Vortex / Vega		63	5		1		5	3	10	10	1	2		7	11	2	6			
13	43	Boedler, Cameron	DEU	Mach 1 Motorsport	DEU	Mach 1 / Iame / Vega		43			3		5				1	1	4	2	7	9	11			
14	10	Fritsch, Valentino	DEU	KSM Schumacher Racing Team	DEU	Tony Kart / Vortex / Vega		39		6						5	8		6		5	6	3			
15	31	Dörr, Phil	DEU	CRG TB Racing Team	DEU	Zanardi / Iame / Vega		39		5			2	6	6	4	6	3	2	5						
16	32	Liwinski, David	NLD	Mach 1 Motorsport	DEU	Mach 1 / Iame / Vega		37					5			1			5	5	10	4	7			
17	8	Lipp, Marcel	DEU	Valier Motorsport	DEU	Sodi / Iame / Vega		33		7	5					2	7		5	7						
18	6	Schaller, Marek	DEU	HTTP Kart Team	DEU	OTK/HTTP / Iame / Vega		26					7	5		5	4	4			1					
19	27	Tauscher, Alexander	DEU	Lanari Racing Team	DEU	Zanardi / Iame / Vega		25		1						4			8	6	6					
20	82	Michelotto, Mattia	ITA	Chiesa Corse	GBR	Zanardi / Parilla / Vega		22													1	1	10	10		
21	48	Kocka, Ondrej	CZE	OKKART v ACR	CZE	CRG / Iame / Vega		15									2		2	1	8	2				
22	30	Hansen, Mads E	DNK	TK RACING	DNK	FA Kart / Iame / Vega		14			4						5							5		
23	15	Schöll, Nicolas	AUT	KSB Racing Team	AUT	Kosmic / Vortex / Vega		11		2	6		3													
24	28	Eteki, Adam	FRA	Chiesa Corse	GBR	Zanardi / Iame / Vega		10		1	9															
25	7	Thaqi, Kristian	KOS	Valier Motorsport	DEU	Sodi / Iame / Vega		10											3	7						
26	26	Colakovic, Nermin	DEU	Solgar Motorsport	DEU	Birel / Iame / Vega		7						1			6									
27	33	Ylänen, Kasper	DNK	TK RACING	DNK	Energy / Iame /		5		4			1													
28	88	Schmidli, Titus	CHE	Forza Racing	GBR	OTK / TM / Vega		4												4						
29	40	Fusen, Jan David	DEU	CRG Holland	NLD	CRG / Iame / Vega		4						2				1						1		
30	29	Scott, Dennis Peter	DEU	RL-Competition.com	DEU	CRG / Iame / Vega		1						1												

Strecke / track: 1200m class: DKM (OK)
 started: 33 classified: 32 not classified: 1 excluded: 1 not started: 1

NEU - 1 - NEW

fastest Lap Nielson, Nicklas at: 1:02,461
 Doc. 54.1

Pos	Stf. Nr.	Fahrer Driver	Nation	Bewerber/Sponsor	Nation	Chassis/Motor/Reifen	Points	Runden Laps	Gesamtzeit Differenz	Abstand Gap	beste Runde best Lap	in R. in L.	u Geschw. o Speed
1	1	Tonteri, Paavo	FIN	KSM Schumacher Racing Team	DEU	Tony Kart / Vortex / Vega	25	21	22:06,972		1:02,555	19	68,4 km/h 69,1 km/h
2	71	Bulantsev, Pavel	RUS	WARD RACING	SWE	Tony Kart / Vortex / Vega	*	21	22:16,735	0:09,763	1:02,485	20	67,9 km/h 69,1 km/h
3	72	Morozov, Ilya	RUS	WARD RACING	SWE	Tony Kart / Vortex / Vega	*	21	22:16,885	0:09,913	1:02,498	20	67,9 km/h 69,1 km/h
4	66	Ferrari, Lorenzo	GBR	Fusion Motorsport	GBR	EXPRIT / Vortex / Vega	*	21	22:19,204	0:12,232	1:03,059	8	67,7 km/h 68,5 km/h
5	21	Hauger, Dennis	NOR	CRG Holland	NLD	CRG / Iame / Vega	20	21	22:19,575	0:12,603	1:03,086	5	67,7 km/h 68,5 km/h
6	79	Marseglia, Leonardo	ITA	BABY RACE ACADEMY	ITA	Tony Kart / Vortex / Vega	*	21	22:21,794	0:14,822	1:03,259	6	67,6 km/h 68,3 km/h
7	9	Arnold, Felix	DEU	KSM Schumacher Racing Team	DEU	Tony Kart / Vortex / Vega	16	21	22:23,642	0:16,670	1:03,311	12	67,5 km/h 68,2 km/h
8	78	Nielson, Nicklas	DNK	KSM Schumacher Racing Team	DEU	Tony Kart / Vortex / Vega	*	21	22:25,181	0:18,209	1:02,461	16	67,4 km/h 69,2 km/h
9	14	Tröger, Tim	DEU	CRG TB Racing Team	DEU	CRG / Iame / Vega	13	21	22:27,454	0:20,482	1:03,252	15	67,3 km/h 68,3 km/h
10	64	Rosina, Michael	ITA	CRG Holland	NLD	CRG / Iame / Vega	*	21	22:30,274	0:23,302	1:03,505	6	67,2 km/h 68 km/h
11	43	Boedler, Cameron	DEU	Mach 1 Motorsport	DEU	Mach 1 / Iame / Vega	11	21	22:31,017	0:24,045	1:03,469	11	67,1 km/h 68,1 km/h
12	82	Michelotto, Mattia	ITA	Chiesa Corse	GBR	Zanardi / Parilla / Vega	10	21	22:32,436	0:25,464	1:03,063	7	67,1 km/h 68,5 km/h
13	81	Sizov, Alexsey	RUS	TEAM KOMAROV	RUS	Tony Kart / TM / Vega	*	21	22:32,785	0:25,813	1:03,279	15	67,1 km/h 68,3 km/h
14	19	Maisch, Luca	DEU	CRG TB Racing Team	DEU	Zanardi / Iame / Vega	9	21	22:33,853	0:26,881	1:03,470	7	67 km/h 68,1 km/h
15	22	Munding, Wodan Erik	DEU	Kali-Kart Stern Motorsport	DEU	Kali Kart / Iame / Vega	8	21	22:35,952	0:28,980	1:03,659	5	66,9 km/h 67,9 km/h
16	90	Degenbeck, Patrick	DEU	CRG TB Racing Team	DEU	CRG / Iame / Vega	*	21	22:39,940	0:32,968	1:03,473	11	66,7 km/h 68,1 km/h
17	32	Liwinski, David	NLD	Mach 1 Motorsport	DEU	Mach 1 / Iame / Vega	7	21	22:43,827	0:36,855	1:03,369	12	66,5 km/h 68,2 km/h
18	17	Füngeling, Luke	DEU	JS Evolution	DEU	Exprit / Vortex / Vega	6	21	22:46,795	0:39,823	1:03,390	21	66,4 km/h 68,1 km/h
19	30	Hansen, Mads E	DNK	TK RACING	DNK	FA Kart / Iame / Vega	5	21	22:47,369	0:40,397	1:03,920	12	66,3 km/h 67,6 km/h
20	76	Pollastri, Riccardo	ITA	EMILIA KART SRL	ITA	BirelART / IAME / Vega	*	21	22:50,311	0:43,339	1:03,549	15	66,2 km/h 68 km/h
21	20	Meyer, Kilian	ESP	CRG Holland	NLD	CRG / Iame / Vega	4	21	22:51,991	0:45,019	1:03,807	15	66,1 km/h 67,7 km/h
22	67	Morricono, Eduardo	ITA	Fusion Motorsport	GBR	EXPRIT / Vortex / Vega	*	21	22:52,239	0:45,267	1:03,778	20	66,1 km/h 67,7 km/h
23	10	Fritsch, Valentino	DEU	KSM Schumacher Racing Team	DEU	Tony Kart / Vortex / Vega	3	21	22:53,421	0:46,449	1:03,816	10	66,1 km/h 67,7 km/h
24	69	Orsini, Paolo	ITA	EMILIA KART SRL	ITA	BirelART / IAME / Vega	*	21	22:58,532	0:51,560	1:03,822	12	65,8 km/h 67,7 km/h
25	48	Kocka, Ondrej	CZE	OKKART v ACR	CZE	CRG / Iame / Vega	2	21	23:05,139	0:58,167	1:03,932	15	65,5 km/h 67,6 km/h
26	40	Fusen, Jan David	DEU	CRG Holland	NLD	CRG / Iame / Vega	1	21	23:07,778	1:00,806	1:04,524	8	65,4 km/h 67 km/h
27	27	Tauscher, Alexander	DEU	Lanari Racing Team	DEU	Zanardi / Iame / Vega	0	11	12:29,980	10 R	1:03,667	10	63,4 km/h 67,9 km/h
28	70	Gerner, Carl-Anton	DNK	Chiesa Corse	ITA	Zanardi / Iame / Vega	*	9	10:23,976	12 R	1:03,699	8	62,3 km/h 67,8 km/h
29	18	Kacovsky, Matej	CZE	Solgat Motorsport	DEU	BirelART / Iame / Vega	0	8	8:50,537	13 R	1:03,844	7	65,1 km/h 67,7 km/h
30	86	Schulte, Maximilian	DEU	Solgat Motorsport	DEU	BirelART / TM / Vega	*	5	6:21,698	16 R	1:05,438	2	56,6 km/h 66 km/h
31	85	Sager, Moritz	AUT	KSB Racing Team	AUT	Kosmic / Vortex / Vega	0	1	1:14,516	20 R	1:10,146	1	58 km/h 61,6 km/h
32	54	Rozenfeld, David	RUS	Ward Racing	SWE	Tony Kart / Vortex / Vega	*	0	0:02,607	21 R	1 R		
the following drivers did not start.													
75		Hansen, Mikkel M.	DNK	Racing Motor DK	DNK	Kali Kart / TM / Vega							
5		Schumacher, David	DEU										EXCLUDED

SiNr. 71,81,14,82,17,32,20,67,10,40 5 sec penalty Frontfiring
 SiNr. 86 5 sec penalty Pushing
 SiNr. 5 Disqualifikation from the Race

Rennleitung: Rüdiger Luth Racedirektor: Thomas Lainer
 Sportkommissare: Th. Ferrero / U. Bell / H. Seidel / P. Acerbi
 Techn. Kommissare: Hans-Jürgen Dangers / M. Grasshoff / C. Schmidt / D. Pietzko / M. Somera / A. Mazzanti
 Zeitnahme: KART-DATA timing service Franz Schieszler / Martin Summerer

Zeitnahme / timekeeping
 Franz Schieszler
 Aushangzeit



DMSB **DKM**

05-07/05/17 Ampfing
26-28/05/17 Kerpen
07-09/07/17 Wackersdorf
25-27/08/17 Wackersdorf
20-22/10/17 Lonato (ITA)

20-22/10/2017 Internationales DMSB - Kartrennen Lonato (ITA)

DMSB Reg.Nr. 290-2017

R 19 DKM (OK) Race 2

Strecke / track: 1200

Fahrername Driver	Schumacher David	Tonteri Paavo	Bulantsev Pavel	Morozov Ilya	Ferrari Lorenzo	Hauger Dennis	Marseglia Leonardo	Tröger Tim	Arnold Felix	Nielson Nicklas	Michelotto Mattia	Sizov Alexsey
schnellste Runde in Runde	1:02,417 Rn. 8	1:02,555 Rn. 19	1:02,485 Rn. 20	1:02,498 Rn. 20	1:03,059 Rn. 8	1:03,086 Rn. 5	1:03,259 Rn. 6	1:03,252 Rn. 15	1:03,311 Rn. 12	1:02,461 Rn. 16	1:03,063 Rn. 7	1:03,279 Rn. 15
Speed	69,2 km/h	69,1 km/h	69,1 km/h	69,1 km/h	68,5 km/h	68,5 km/h	68,3 km/h	68,3 km/h	68,2 km/h	69,2 km/h	68,5 km/h	68,3 km/h
Lap 1	1:03,828	1:04,511	1:06,248	1:05,419	1:05,546	1:05,151	1:06,884	1:06,902	1:07,685	1:07,923	1:06,148	1:08,675
Lap 2	1:02,658	1:03,687	1:03,552	1:03,451	1:03,575	1:03,821	1:04,029	1:04,056	1:04,347	1:05,301	1:03,715	1:04,741
Lap 3	1:03,053	1:03,179	1:03,826	1:04,194	1:04,048	1:03,844	1:03,887	1:04,035	1:03,794	1:04,677	1:04,006	1:04,537
Lap 4	1:02,731	1:03,454	1:04,039	1:04,276	1:03,497	1:03,554	1:03,944	1:03,878	1:04,914	1:05,254	1:03,834	1:04,100
Lap 5	1:02,607	1:03,307	1:03,508	1:03,565	1:03,770	1:03,086	1:03,757	1:03,683	1:03,600	1:03,800	1:03,751	1:03,977
Lap 6	1:02,458	1:03,028	1:03,442	1:03,268	1:03,120	1:03,606	1:03,259	1:03,315	1:03,595	1:03,877	1:03,831	1:04,074
Lap 7	1:02,808	1:03,206	1:03,242	1:03,160	1:03,360	1:03,929	1:04,008	1:03,498	1:03,516	1:03,585	1:03,063	1:04,059
Lap 8	1:02,417	1:03,200	1:03,465	1:03,697	1:03,059	1:04,072	1:03,683	1:03,698	1:03,754	1:03,431	1:03,977	1:03,508
Lap 9	1:02,532	1:02,935	1:03,359	1:03,933	1:03,478	1:03,236	1:03,388	1:03,513	1:03,594	1:03,895	1:03,999	1:03,294
Lap 10	1:02,773	1:02,775	1:03,026	1:03,256	1:03,538	1:03,417	1:03,601	1:03,446	1:03,427	1:03,369	1:03,821	1:03,389
Lap 11	1:02,632	1:03,017	1:03,588	1:03,156	1:03,677	1:03,917	1:03,773	1:03,611	1:03,320	1:03,228	1:03,519	1:03,611
Lap 12	1:03,039	1:02,876	1:03,918	1:03,917	1:03,868	1:04,096	1:03,277	1:03,457	1:03,311	1:03,281	1:03,224	1:03,343
Lap 13	1:02,991	1:02,726	1:02,993	1:03,798	1:03,664	1:04,061	1:03,345	1:03,424	1:03,452	1:04,384	1:03,300	1:03,891
Lap 14	1:03,163	1:02,959	1:02,789	1:03,179	1:03,628	1:03,908	1:03,475	1:03,352	1:03,588	1:02,679	1:03,350	1:03,559
Lap 15	1:02,743	1:02,989	1:02,830	1:03,513	1:03,651	1:03,583	1:03,378	1:03,252	1:03,621	1:02,888	1:03,299	1:03,279
Lap 16	1:02,738	1:02,827	1:02,975	1:03,708	1:03,645	1:03,124	1:03,572	1:03,578	1:03,329	1:02,461	1:03,725	1:03,730
Lap 17	1:02,954	1:03,136	1:02,865	1:03,429	1:03,290	1:03,287	1:03,577	1:03,542	1:03,523	1:03,247	1:03,700	1:03,947
Lap 18	1:03,154	1:02,922	1:02,705	1:03,373	1:04,091	1:03,398	1:04,045	1:03,760	1:03,985	1:03,188	1:03,900	1:03,826

22.10.2017 15:14

erg_15_03_11.xls



DMSB

20-22/10/2017 Internationales DMSB - Kartrennen Lonato (ITA)

05-07/05/17 Ampfing
 26-28/05/17 Kerpen
 07-09/07/17 Wackersdorf
 25-27/08/17 Wackersdorf
 20-22/10/17 Lonato (ITA)

DMSB RegNr. 290-2017

R 19 DKM (OK) Race 2

Strecke / track: 1200

Fahrename Driver	Schumacher David	Tonteri Paavo	Bulantsev Pavel	Morozov Ilya	Ferrari Lorenzo	Hauger Dennis	Marseglia Leonardo	Tröger Tim	Arnold Felix	Nielson Nicklas	Michelotto Mattia	Sizov Alexsey
Lap 19	1:02,923	1:02,555	1:02,596	1:03,057	1:03,405	1:03,893	1:03,578	1:03,671	1:03,963	1:03,418	1:03,638	1:04,140
Lap 20	1:02,959	1:03,092	1:02,485	1:02,498	1:03,618	1:03,305	1:03,763	1:03,923	1:03,766	1:02,840	1:03,884	1:03,970
Lap 21	1:03,536	1:03,061	1:02,728	1:03,371	1:03,923	1:03,983	1:03,651	1:03,775	1:03,926	1:03,057	1:09,699	1:04,089



DMSB **DKM**

05-07/05/17 Ampfing
 26-28/05/17 Kerpen
 07-09/07/17 Wackersdorf
 25-27/08/17 Wackersdorf
 20-22/10/17 Lonato (ITA)

20-22/10/2017 Internationales DMSB - Kartrennen Lonato (ITA)

DMSB Reg.Nr. 290-2017

R 19 DKM (OK) Race 2

Strecke / track: 1200

Fahrername Driver	Rosina Michael	Boedler Cameron	Maisch Luca	Munding Wodan Erik	Liwinski David	Degenbeck Patrick	Füngling Luke	Meyer Kilian	Morricone Eduardo	Hansen Mads E	Fritsch Valentino	Pollastri Riccardo
schnellste Runde	1:03,505 Rn. 6	1:03,469 Rn. 11	1:03,470 Rn. 7	1:03,659 Rn. 5	1:03,369 Rn. 12	1:03,473 Rn. 11	1:03,390 Rn. 21	1:03,807 Rn. 15	1:03,778 Rn. 20	1:03,920 Rn. 12	1:03,816 Rn. 10	1:03,549 Rn. 15
Speed	68,0 km/h	68,1 km/h	68,1 km/h	67,9 km/h	68,2 km/h	68,1 km/h	68,1 km/h	67,7 km/h	67,7 km/h	67,6 km/h	67,7 km/h	68,0 km/h
Lap 1	1:06,421	1:09,319	1:09,396	1:07,938	1:09,284	1:09,932	1:09,124	1:09,433	1:09,875	1:10,609	1:09,346	1:09,489
Lap 2	1:04,049	1:04,603	1:06,458	1:05,366	1:05,823	1:06,681	1:05,030	1:05,671	1:06,533	1:06,292	1:06,449	1:07,365
Lap 3	1:03,865	1:04,327	1:04,724	1:04,504	1:05,012	1:05,116	1:05,126	1:05,364	1:05,394	1:06,230	1:05,865	1:05,943
Lap 4	1:03,726	1:04,601	1:05,325	1:04,572	1:06,143	1:05,771	1:06,291	1:06,052	1:05,208	1:04,685	1:06,639	1:05,472
Lap 5	1:03,877	1:03,802	1:04,517	1:03,659	1:05,214	1:05,184	1:04,599	1:05,581	1:07,670	1:05,624	1:07,489	1:06,243
Lap 6	1:03,505	1:04,346	1:03,982	1:04,447	1:04,956	1:03,979	1:05,769	1:04,944	1:04,568	1:04,427	1:05,623	1:04,929
Lap 7	1:03,952	1:04,885	1:03,470	1:04,420	1:04,432	1:04,573	1:05,274	1:05,443	1:04,339	1:04,112	1:04,821	1:04,908
Lap 8	1:05,885	1:04,318	1:03,880	1:04,000	1:03,456	1:04,931	1:04,067	1:06,110	1:04,382	1:04,196	1:04,574	1:04,977
Lap 9	1:03,807	1:03,722	1:04,155	1:03,845	1:05,271	1:04,078	1:04,243	1:04,731	1:04,699	1:04,831	1:04,775	1:05,279
Lap 10	1:03,918	1:03,869	1:03,925	1:03,978	1:04,291	1:03,672	1:04,276	1:04,228	1:03,794	1:04,752	1:03,816	1:04,498
Lap 11	1:03,975	1:03,469	1:03,885	1:03,819	1:03,416	1:03,473	1:04,704	1:04,451	1:04,229	1:04,413	1:04,145	1:04,089
Lap 12	1:03,623	1:04,184	1:03,608	1:04,059	1:03,369	1:03,931	1:04,011	1:04,219	1:03,959	1:03,920	1:04,372	1:04,516
Lap 13	1:03,634	1:04,276	1:03,640	1:05,764	1:03,976	1:03,685	1:04,266	1:03,975	1:04,555	1:04,042	1:04,322	1:04,807
Lap 14	1:04,460	1:03,695	1:03,541	1:04,559	1:03,510	1:04,099	1:04,333	1:04,560	1:04,301	1:04,306	1:04,075	1:04,167
Lap 15	1:04,500	1:03,541	1:03,577	1:03,976	1:03,927	1:03,870	1:03,985	1:03,807	1:03,976	1:04,458	1:03,943	1:03,549
Lap 16	1:03,759	1:03,611	1:03,738	1:03,816	1:03,992	1:04,198	1:04,164	1:04,441	1:04,377	1:04,028	1:04,180	1:04,142
Lap 17	1:04,810	1:03,745	1:03,616	1:03,947	1:04,412	1:03,563	1:04,018	1:04,473	1:04,019	1:04,223	1:04,037	1:03,998
Lap 18	1:03,956	1:03,478	1:03,790	1:04,293	1:04,587	1:04,049	1:03,999	1:04,367	1:04,392	1:04,307	1:04,551	1:04,411



DMSB
DKM
Internationales DMSB - Kartrennen Lonato (ITA)

05-07/05/17 Ampfing
 26-28/05/17 Kerpen
 07-09/07/17 Wackersdorf
 25-27/08/17 Wackersdorf
 20-22/10/17 Lonato (ITA)

DMSB RegNr. 290-2017

R 19 DKM (OK) Race 2

Strecke / track: 1200

Fahrername Driver	Rosina Michael	Boedler Cameron	Maisch Luca	Munding Wodan Erik	Liwinski David	Degenbeck Patrick	Füngeling Luke	Meyer Kilian	Morritone Eduardo	Hansen Mads E	Fritsch Valentino	Pollastri Riccardo
Lap 19	1:04,084	1:03,676	1:03,856	1:04,444	1:03,588	1:03,916	1:04,043	1:04,181	1:04,188	1:04,451	1:04,316	1:04,065
Lap 20	1:04,075	1:03,623	1:03,657	1:04,136	1:03,471	1:03,884	1:03,715	1:04,453	1:03,778	1:04,704	1:04,403	1:04,374
Lap 21	1:04,411	1:03,661	1:03,610	1:04,050	1:03,748	1:03,778	1:03,390	1:04,766	1:04,569	1:04,212	1:03,898	1:03,747



DMSB Internationales DMSB - Kartrennen Lonato (ITA) 

05-07/05/17 Ampfing
 26-28/05/17 Kerpen
 07-09/07/17 Wackersdorf
 25-27/08/17 Wackersdorf
 20-22/10/17 Lonato (ITA)

DMSB Reg.Nr. 290-2017

R 19 DKM (OK) Race 2

Strecke / track: 1200

Fahrername Driver	Orsini Paolo	Fusen Jan David	Kocka Ondrej	Tauscher Alexander	Gerner Carl-Anton	Kacovsky Matej	Schulte Maximilian	Sager Moritz	Rozenfeld David
schnellste Runde	1:03,822 Rn. 12	1:04,524 Rn. 8	1:03,932 Rn. 15	1:03,667 Rn. 10	1:03,699 Rn. 8	1:03,844 Rn. 7	1:05,438 Rn. 2	1:10,146 Rn. 1	
Speed	67,7 km/h	67,0 km/h	67,6 km/h	67,9 km/h	67,8 km/h	67,7 km/h	66,0 km/h	61,6 km/h	
Lap 1	1:10,193	1:10,954	1:07,624	1:09,607	1:09,561	1:10,053	1:08,701	1:10,146	
Lap 2	1:06,376	1:06,574	1:05,233	1:06,683	1:06,177	1:07,132	1:05,438		
Lap 3	1:07,383	1:05,761	1:04,749	1:05,451	1:04,942	1:05,523	1:05,932		
Lap 4	1:05,358	1:05,287	1:04,024	1:04,890	1:06,057	1:05,517	1:07,679		
Lap 5	1:06,253	1:06,499	1:04,181	1:06,469	1:37,078	1:06,703	1:45,751		
Lap 6	1:05,099	1:04,581	1:04,826	1:04,519	1:04,564	1:04,348			
Lap 7	1:05,633	1:06,169	1:05,054	1:04,033	1:03,781	1:03,844			
Lap 8	1:05,043	1:04,524	1:05,266	1:04,133	1:03,699	1:04,527			
Lap 9	1:04,993	1:04,829	1:04,812	1:31,574	1:04,011				
Lap 10	1:04,880	1:06,211	1:04,672	1:03,667					
Lap 11	1:05,262	1:05,660	1:04,889	1:03,809					
Lap 12	1:03,822	1:05,232	1:04,354						
Lap 13	1:05,214	1:05,094	1:04,459						
Lap 14	1:04,778	1:05,326	1:04,124						
Lap 15	1:04,636	1:05,494	1:03,932						
Lap 16	1:04,013	1:05,308	1:04,398						
Lap 17	1:04,432	1:04,924	1:04,283						
Lap 18	1:05,152	1:04,921	1:28,074						



DMSB
Internationales **DMSB - Kartrennen Lonato (ITA)**

05-07/05/17 Ampfing
26-28/05/17 Kerpen
07-09/07/17 Wackersdorf
25-27/08/17 Wackersdorf
20-22/10/17 Lonato (ITA)

DMSB RegNr. 290-2017

R 19 DKM (OK) Race 2

Strecke / track: 1200

Fahrername Driver	Orsini Paolo	Fusen Jan David	Kocka Ondrej	Tauscher Alexander	Gerner Carl-Anton	Kacovsky Matej	Schulte Maximilian	Sager Moritz	Rozenfeld David
Lap 19	1:04,115	1:05,287	1:04,951						
Lap 20	1:06,643	1:05,070	1:04,218						
Lap 21	1:05,282	1:05,303	1:04,874						



DMSB
Internationales DMSB - Kartennen Lonato (ITA)

05-07/05/17 Ampfing
26-28/05/17 Kerpen
07-09/07/17 Wackersdorf
25-27/08/17 Wackersdorf
20-22/10/17 Lonato (ITA)

DMSB Reg.Nr. 290-2017

R 19 DKM (OK) Race 2

Die schnellsten Zeiten

Ort	Nr. Fahrername	Zeit	Streckenl.	ø Speed
Ziel	5 Schumacher, David	1:02,417	1200 m	69,2 km/h
Sektion 1	5 Schumacher, David	0:23,977	581 m	79,7 km/h
Sektion 2	71 Bulantsev, Pavel	0:19,510	390 m	72,0 km/h
Sektion 3	78 Nielson, Nicklas	0:18,261	279 m	55,0 km/h

Runde	Snmr.5 Schumacher, David DEU KSM Schumacher Racing Team			Snmr.1 Tonteri, Paavo FIN KSM Schumacher Racing Team			Snmr.71 Bulantsev, Pavel RUS WARD RACING			Snmr.72 Morozov, Ilya RUS WARD RACING			Snmr.66 Ferrari, Lorenzo GBR Fusion Motorsport						
	theoretisch mögliche Bestzeit	Sektion 2	Sektion 3	theoretisch mögliche Bestzeit	Sektion 2	Sektion 3	theoretisch mögliche Bestzeit	Sektion 2	Sektion 3	theoretisch mögliche Bestzeit	Sektion 2	Sektion 3	theoretisch mögliche Bestzeit	Sektion 2	Sektion 3				
1	1:03,828	0:25,101	0:20,027	0:18,700	0:25,226	0:20,531	0:18,754	1:06,248	0:25,578	0:21,381	0:19,289	1:05,419	0:25,571	0:20,771	0:19,077	1:05,546	0:25,786	0:20,632	0:19,128
2	1:02,658	0:24,102	0:19,826	0:18,730	0:24,534	0:20,323	0:18,830	1:03,552	0:24,982	0:19,849	0:18,721	1:03,451	0:24,682	0:20,042	0:18,727	1:03,575	0:24,745	0:20,175	0:18,655
3	1:03,053	0:24,259	0:20,171	0:18,623	0:24,329	0:20,132	0:18,718	1:03,826	0:24,481	0:20,340	0:19,005	1:04,194	0:24,851	0:20,275	0:19,068	1:04,048	0:24,643	0:20,351	0:19,054
4	1:02,731	0:24,169	0:19,970	0:18,592	0:24,667	0:20,001	0:18,786	1:04,039	0:24,545	0:20,768	0:18,726	1:04,276	0:24,987	0:20,467	0:18,822	1:03,497	0:24,632	0:20,157	0:18,708
5	1:02,607	0:24,177	0:19,985	0:18,445	0:24,307	0:24,654	0:18,804	1:03,508	0:25,071	0:19,778	0:18,659	1:03,565	0:24,620	0:19,989	0:18,956	1:03,770	0:24,519	0:20,202	0:19,049
6	1:02,458	0:24,004	0:19,975	0:18,479	0:24,028	0:24,385	0:18,834	1:03,442	0:24,879	0:19,858	0:18,705	1:03,268	0:24,481	0:20,044	0:18,743	1:03,120	0:24,306	0:20,156	0:18,658
7	1:02,808	0:24,389	0:19,894	0:18,525	0:24,206	0:24,445	0:19,905	1:03,242	0:24,389	0:20,093	0:18,760	1:03,160	0:24,406	0:20,115	0:18,639	1:03,360	0:24,455	0:20,249	0:18,656
8	1:02,417	0:23,977	0:20,140	0:18,300	0:24,200	0:24,441	0:20,062	1:03,465	0:24,377	0:20,240	0:18,848	1:03,697	0:24,442	0:20,403	0:18,852	1:03,059	0:24,365	0:19,895	0:18,799
9	1:02,532	0:24,180	0:19,785	0:18,567	0:24,935	0:24,248	0:19,667	1:03,359	0:24,484	0:19,818	0:19,057	1:03,933	0:24,711	0:20,240	0:18,982	1:03,478	0:24,452	0:20,054	0:18,972
10	1:02,773	0:24,168	0:20,012	0:18,593	0:24,775	0:24,255	0:19,925	1:03,026	0:24,366	0:20,087	0:18,573	1:03,256	0:24,431	0:19,956	0:18,869	1:03,538	0:24,306	0:20,234	0:18,998
11	1:02,632	0:24,146	0:20,000	0:18,486	0:24,017	0:24,191	0:20,081	1:03,588	0:24,535	0:20,071	0:18,982	1:03,156	0:24,331	0:19,967	0:18,858	1:03,677	0:24,383	0:20,222	0:19,072
12	1:03,039	0:24,366	0:20,014	0:18,659	0:24,876	0:24,161	0:19,878	1:03,918	0:24,597	0:19,969	0:19,352	1:03,917	0:24,646	0:20,247	0:19,024	1:03,868	0:24,574	0:20,296	0:18,998
13	1:02,991	0:24,268	0:20,061	0:18,662	0:24,726	0:24,210	0:19,952	1:02,993	0:24,434	0:19,871	0:18,688	1:03,798	0:25,201	0:19,676	0:18,921	1:03,664	0:24,271	0:20,198	0:19,195
14	1:03,163	0:24,319	0:19,981	0:18,863	0:24,959	0:24,218	0:20,024	1:02,789	0:24,221	0:19,725	0:18,843	1:03,179	0:24,491	0:19,993	0:18,695	1:03,628	0:24,621	0:20,166	0:18,841
15	1:02,743	0:24,208	0:19,854	0:18,681	0:24,989	0:24,504	0:20,031	1:02,830	0:24,338	0:19,602	0:18,890	1:03,513	0:24,424	0:19,958	0:19,131	1:03,651	0:24,333	0:20,248	0:19,070
16	1:02,738	0:24,206	0:20,003	0:18,529	0:24,827	0:24,142	0:19,976	1:02,975	0:24,438	0:19,714	0:18,823	1:03,708	0:24,296	0:20,412	0:19,000	1:03,645	0:24,382	0:20,359	0:18,904
17	1:02,954	0:24,342	0:19,898	0:18,714	0:24,136	0:24,226	0:20,100	1:02,865	0:24,224	0:19,586	0:19,055	1:03,429	0:24,278	0:20,132	0:19,019	1:03,290	0:24,246	0:20,136	0:18,908
18	1:03,154	0:24,329	0:20,016	0:18,809	0:24,922	0:24,234	0:19,855	1:02,705	0:24,359	0:19,594	0:18,752	1:03,373	0:24,473	0:20,188	0:18,712	1:04,091	0:24,403	0:20,351	0:19,337
19	1:02,923	0:24,340	0:19,955	0:18,628	1:02,555	0:24,169	0:19,765	1:02,596	0:24,254	0:19,510	0:18,832	1:03,057	0:24,273	0:19,767	0:19,017	1:03,405	0:24,492	0:20,111	0:18,802
20	1:02,959	0:24,116	0:20,090	0:18,753	1:03,092	0:24,292	0:19,976	1:02,485	0:24,394	0:19,622	0:18,469	1:02,498	0:24,170	0:19,535	0:18,793	1:03,618	0:24,406	0:20,333	0:18,879
21	1:03,536	0:24,290	0:20,176	0:19,070	1:03,061	0:24,388	0:19,843	1:02,728	0:24,293	0:19,539	0:18,896	1:03,371	0:24,389	0:19,993	0:18,989	1:03,923	0:24,381	0:20,353	0:19,189



DMSB
Internationales DMSB - Kartrennen Lonato (ITA)

05-07/05/17 Ampfing
26-28/05/17 Kerpen
07-09/07/17 Wackersdorf
25-27/08/17 Wackersdorf
20-22/10/17 Lonato (ITA)

DMSB Reg.Nr. 290-2017

R 19 DKM (OK) Race 2

Die schnellsten Zeiten			
Ort	Nr. Fahrername	Zeit	Streckenl. ø Speed
Ziel	5 Schumacher, David	1:02,417	1200 m 69,2 km/h
Sektion 1	5 Schumacher, David	0:23,977	581 m 79,7 km/h
Sektion 2	71 Bulantsev, Pavel	0:19,510	390 m 72,0 km/h
Sektion 3	78 Nielson, Nicklas	0:18,261	279 m 55,0 km/h

Runde	Smr.21 Hauger, Dennis NOR CRG Holland			Smr.79 Marseglia, Leonardo ITA BABY RACE ACADEMY			Smr.14 Tröger, Tim DEU CRG TB Racing Team			Smr.9 Arnold, Felix DEU KSM Schumacher Racing Team			Smr.78 Nielson, Nicklas DNK KSM Schumacher Racing Team			
	theoretisch mögliche Bestzeit	Ziel	Sektion 3	theoretisch mögliche Bestzeit	Ziel	Sektion 3	theoretisch mögliche Bestzeit	Ziel	Sektion 3	theoretisch mögliche Bestzeit	Ziel	Sektion 3	theoretisch mögliche Bestzeit	Ziel	Sektion 3	
1	1:05,151	0:25,480	0:20,924	0:18,747	1:06,884	0:26,188	0:21,241	0:19,455	1:06,902	0:25,585	0:21,540	0:19,777	1:07,685	0:26,332	0:21,820	0:19,533
2	1:03,821	0:24,823	0:20,115	0:18,883	1:04,029	0:24,916	0:20,017	0:19,096	1:04,056	0:24,590	0:20,424	0:19,042	1:04,347	0:25,052	0:20,465	0:18,830
3	1:03,844	0:24,815	0:20,060	0:18,969	1:03,887	0:24,812	0:19,927	0:19,148	1:04,035	0:24,680	0:20,307	0:19,048	1:03,794	0:24,605	0:20,216	0:18,973
4	1:03,554	0:24,562	0:20,145	0:18,847	1:03,944	0:24,824	0:19,902	0:19,218	1:03,878	0:24,542	0:20,184	0:19,152	1:04,914	0:25,050	0:20,843	0:19,021
5	1:03,086	0:24,418	0:19,960	0:18,708	1:03,757	0:24,812	0:19,934	0:19,011	1:03,683	0:24,479	0:20,138	0:19,066	1:03,600	0:24,387	0:20,242	0:18,971
6	1:03,606	0:24,673	0:19,947	0:18,986	1:03,259	0:24,541	0:19,783	0:18,935	1:03,315	0:24,436	0:19,962	0:18,917	1:03,595	0:24,598	0:20,118	0:18,879
7	1:03,929	0:24,894	0:20,205	0:18,830	1:04,008	0:24,914	0:19,897	0:19,197	1:03,498	0:24,383	0:20,106	0:19,009	1:03,516	0:24,663	0:19,993	0:18,860
8	1:04,072	0:25,032	0:20,141	0:18,899	1:03,683	0:24,767	0:19,951	0:18,965	1:03,698	0:24,777	0:20,047	0:18,874	1:03,754	0:24,422	0:20,394	0:18,938
9	1:03,236	0:24,516	0:19,995	0:18,725	1:03,388	0:24,587	0:19,855	0:18,946	1:03,513	0:24,745	0:19,938	0:18,830	1:03,594	0:24,443	0:20,217	0:18,934
10	1:03,417	0:24,628	0:20,065	0:18,724	1:03,601	0:24,658	0:19,931	0:19,012	1:03,446	0:24,608	0:19,970	0:18,868	1:03,427	0:24,360	0:20,317	0:18,750
11	1:03,917	0:24,473	0:20,091	0:19,353	1:03,773	0:24,822	0:20,103	0:18,848	1:03,611	0:24,530	0:20,022	0:19,059	1:03,320	0:24,697	0:19,828	0:18,795
12	1:04,096	0:24,943	0:20,224	0:18,929	1:03,277	0:24,771	0:19,679	0:18,827	1:03,457	0:24,541	0:20,019	0:18,897	1:03,311	0:24,335	0:20,175	0:18,801
13	1:04,061	0:25,342	0:20,047	0:18,672	1:03,345	0:24,708	0:19,690	0:18,947	1:03,424	0:24,563	0:19,841	0:19,020	1:03,452	0:24,761	0:19,835	0:18,856
14	1:03,908	0:25,128	0:20,024	0:18,756	1:03,475	0:24,588	0:19,840	0:19,047	1:03,352	0:24,576	0:19,918	0:18,858	1:03,588	0:24,660	0:20,182	0:18,746
15	1:03,583	0:24,749	0:19,845	0:18,989	1:03,378	0:24,525	0:19,921	0:18,932	1:03,252	0:24,494	0:19,755	0:19,003	1:03,621	0:24,720	0:19,886	0:19,015
16	1:03,124	0:24,458	0:19,971	0:18,695	1:03,572	0:24,678	0:19,743	0:19,151	1:03,578	0:24,698	0:19,821	0:19,059	1:03,329	0:24,518	0:19,990	0:18,821
17	1:03,287	0:24,383	0:20,017	0:18,887	1:03,577	0:24,743	0:19,843	0:18,991	1:03,542	0:24,725	0:19,883	0:18,934	1:03,523	0:24,634	0:20,067	0:18,822
18	1:03,398	0:24,472	0:19,972	0:18,954	1:04,045	0:24,890	0:19,942	0:19,213	1:03,760	0:24,541	0:20,092	0:19,127	1:03,985	0:24,693	0:20,074	0:19,218
19	1:03,893	0:24,652	0:20,098	0:19,143	1:03,578	0:24,725	0:19,860	0:18,993	1:03,671	0:24,708	0:19,966	0:18,997	1:03,963	0:24,759	0:20,046	0:19,158
20	1:03,305	0:24,755	0:19,863	0:18,687	1:03,763	0:24,642	0:20,075	0:19,046	1:03,923	0:24,728	0:20,085	0:19,110	1:03,766	0:24,723	0:19,977	0:19,066
21	1:03,983	0:24,650	0:20,075	0:19,258	1:03,651	0:24,657	0:20,247	0:18,747	1:03,775	0:24,495	0:20,252	0:19,028	1:03,926	0:24,720	0:19,964	0:19,242



DMSB
Internationales DMSB - Kartrennen Lonato (ITA)

05-07/05/17 Ampfing
26-28/05/17 Kerpen
07-09/07/17 Wackersdorf
25-27/08/17 Wackersdorf
20-22/10/17 Lonato (ITA)

DMSB Reg.Nr. 290-2017

R 19 DKM (OK) Race 2

Die schnellsten Zeiten

Ort	Nr. Fahrername	Zeit	Streckenl.	ø Speed
Ziel	5 Schümacher, David	1:02,417	1200 m	69,2 km/h
Sektion 1	5 Schümacher, David	0:23,977	531 m	79,7 km/h
Sektion 2	71 Bulantsev, Pavel	0:19,510	390 m	72,0 km/h
Sektion 3	78 Nielson, Nicklas	0:18,261	279 m	55,0 km/h

Runde	Smr.82. Michelotto, Mattia ITA Chiesa Corse			Smr.81. Sizov, Alexsey RUS TEAM KOMAROV			Smr.64. Rosina, Michael ITA CRG Holland			Smr.43. Boedler, Cameron DEU Mach 1 Motorsport			Smr.19. Maisch, Luca DEU CRG TB Racing Team		
	theoretisch mögliche Bestzeit	Sektion 2	Sektion 3	theoretisch mögliche Bestzeit	Sektion 1	Sektion 2	Sektion 3	theoretisch mögliche Bestzeit	Sektion 1	Sektion 2	Sektion 3	theoretisch mögliche Bestzeit	Sektion 1	Sektion 2	Sektion 3
1	1:06,148	0:25,784	0:19,466	1:08,675	0:26,454	0:21,633	0:20,588	1:06,421	0:25,952	0:21,132	0:19,337	1:09,319	0:26,792	0:22,192	0:20,335
2	1:03,715	0:24,794	0:18,887	1:04,741	0:25,369	0:20,281	0:19,091	1:04,049	0:24,872	0:20,112	0:19,065	1:04,603	0:25,170	0:20,452	0:18,981
3	1:04,006	0:24,678	0:18,923	1:04,537	0:24,830	0:20,573	0:19,134	1:03,865	0:24,682	0:20,204	0:18,979	1:04,327	0:24,669	0:20,571	0:19,087
4	1:03,834	0:24,450	0:19,041	1:04,100	0:24,922	0:20,151	0:19,027	1:03,726	0:24,615	0:20,209	0:18,902	1:04,601	0:25,203	0:20,318	0:19,080
5	1:03,751	0:24,590	0:18,926	1:03,977	0:24,672	0:20,282	0:19,023	1:03,877	0:24,576	0:20,320	0:18,981	1:03,802	0:24,686	0:20,143	0:18,973
6	1:03,831	0:24,419	0:19,319	1:04,074	0:24,790	0:20,189	0:19,095	1:03,505	0:24,562	0:19,978	0:18,965	1:04,346	0:24,742	0:20,260	0:19,344
7	1:03,063	0:24,432	0:19,852	1:04,059	0:24,700	0:20,244	0:19,115	1:03,952	0:24,914	0:19,950	0:19,088	1:04,885	0:25,067	0:20,473	0:19,345
8	1:03,977	0:24,539	0:20,246	1:03,508	0:24,675	0:20,081	0:18,752	1:05,885	0:24,497	0:22,281	0:19,107	1:04,318	0:24,935	0:20,583	0:18,800
9	1:03,999	0:24,486	0:20,407	1:03,294	0:24,527	0:19,788	0:18,979	1:03,807	0:24,921	0:19,997	0:18,889	1:03,722	0:24,584	0:20,132	0:19,006
10	1:03,821	0:24,486	0:20,282	1:03,389	0:24,624	0:19,868	0:18,897	1:03,918	0:24,901	0:19,979	0:19,038	1:03,869	0:24,715	0:20,284	0:18,870
11	1:03,519	0:24,702	0:20,047	1:03,611	0:24,581	0:20,045	0:18,985	1:03,975	0:24,703	0:19,997	0:19,275	1:03,469	0:24,473	0:20,173	0:18,823
12	1:03,224	0:24,530	0:19,765	1:03,343	0:24,563	0:19,912	0:18,868	1:03,623	0:24,733	0:19,967	0:18,923	1:04,184	0:24,884	0:20,311	0:18,989
13	1:03,300	0:24,294	0:20,058	1:03,891	0:24,786	0:20,068	0:19,037	1:03,634	0:24,463	0:19,883	0:19,288	1:04,276	0:24,500	0:21,019	0:18,757
14	1:03,350	0:24,165	0:20,176	1:03,559	0:24,695	0:19,962	0:18,902	1:04,460	0:25,104	0:20,028	0:19,328	1:03,695	0:24,481	0:20,262	0:18,952
15	1:03,299	0:24,296	0:20,133	1:03,279	0:24,239	0:19,951	0:19,089	1:04,500	0:24,920	0:20,158	0:19,422	1:03,541	0:24,562	0:20,113	0:18,866
16	1:03,725	0:24,503	0:20,244	1:03,730	0:24,836	0:20,012	0:18,882	1:03,759	0:24,370	0:20,172	0:19,217	1:03,611	0:24,409	0:20,173	0:19,029
17	1:03,700	0:24,461	0:20,295	1:03,947	0:24,903	0:19,884	0:19,160	1:04,810	0:25,128	0:20,613	0:19,069	1:03,745	0:24,452	0:20,332	0:18,961
18	1:03,900	0:24,773	0:20,203	1:03,826	0:24,763	0:19,918	0:19,145	1:03,956	0:24,620	0:20,175	0:19,161	1:03,478	0:24,302	0:20,225	0:18,951
19	1:03,638	0:24,655	0:20,081	1:04,140	0:24,654	0:20,621	0:18,865	1:04,084	0:24,672	0:20,114	0:19,298	1:03,676	0:24,619	0:20,073	0:18,984
20	1:03,884	0:24,836	0:20,120	1:03,970	0:24,718	0:20,139	0:19,113	1:04,075	0:24,866	0:20,166	0:19,043	1:03,623	0:24,430	0:20,236	0:18,957
21	1:09,699	0:24,522	0:24,943	1:04,089	0:24,959	0:20,065	0:19,065	1:04,411	0:24,781	0:20,199	0:19,431	1:03,661	0:24,404	0:20,131	0:19,126



DMSB
Internationales DMSB - Kartrennen Lonato (ITA)

05-07/05/17 Ampfing
26-28/05/17 Kerpen
07-09/07/17 Wackersdorf
25-27/08/17 Wackersdorf
20-22/10/17 Lonato (ITA)

DMSB Reg.Nr. 290-2017

R 19 DKM (OK) Race 2

Die schnellsten Zeiten

Ort	Nr. Fahrername	Zeit	Streckenl.	o Speed
Ziel	5 Schümacher, David	1:02,417	1200 m	69,2 km/h
Sektion 1	5 Schümacher, David	0:23,977	581 m	79,7 km/h
Sektion 2	71 Bulantsev, Pavel	0:19,510	390 m	72,0 km/h
Sektion 3	78 Nielson, Nicklas	0:18,261	279 m	55,0 km/h

Runde	Smr.22 Munding,Wolran Erik DEU Kali-Kart Stern Motorsport			Smr.32 Liwinski,David NLD Mach 1 Motorsport			Smr.90 Degenbeck,Patrick DEU CRG TB Racing Team			Smr.17 Füngeling,Luke DEU JS Evolution			Smr.20 Meyer,Kilian ESP CRG Holland						
	theoretisch mögliche Bestzeit	Ziel	Sektion 3	theoretisch mögliche Bestzeit	Ziel	Sektion 3	theoretisch mögliche Bestzeit	Ziel	Sektion 3	theoretisch mögliche Bestzeit	Ziel	Sektion 3	theoretisch mögliche Bestzeit	Ziel	Sektion 3				
1	1:07,938	0:26,324	0:19,817	1:09,284	0:27,084	0:22,055	0:20,145	1:09,932	0:26,616	0:22,303	0:21,013	1:09,124	0:27,170	0:22,110	0:19,844	1:09,433	0:27,035	0:22,187	0:20,211
2	1:05,366	0:24,974	0:19,727	1:05,823	0:25,329	0:20,945	0:19,549	1:06,681	0:25,624	0:21,147	0:19,910	1:05,030	0:25,226	0:20,570	0:19,234	1:05,671	0:25,727	0:20,643	0:19,301
3	1:04,504	0:24,801	0:19,083	1:05,012	0:25,126	0:20,477	0:19,409	1:05,116	0:25,098	0:20,737	0:19,281	1:05,126	0:25,211	0:20,568	0:19,347	1:05,364	0:25,714	0:20,418	0:19,232
4	1:04,572	0:25,103	0:20,296	1:06,143	0:25,055	0:21,767	0:19,321	1:05,771	0:24,650	0:21,070	0:20,051	1:06,291	0:25,627	0:21,468	0:19,196	1:06,052	0:25,750	0:21,075	0:19,227
5	1:03,659	0:24,508	0:18,955	1:05,214	0:25,202	0:20,564	0:19,448	1:05,184	0:25,474	0:20,467	0:19,243	1:04,599	0:25,121	0:20,363	0:19,115	1:05,581	0:25,384	0:20,834	0:19,363
6	1:04,447	0:24,875	0:19,256	1:04,956	0:24,978	0:20,791	0:19,187	1:03,979	0:24,360	0:20,475	0:19,144	1:05,769	0:25,851	0:20,698	0:19,220	1:04,944	0:25,348	0:20,600	0:18,996
7	1:04,420	0:24,858	0:20,331	1:04,432	0:24,813	0:20,566	0:19,053	1:04,573	0:24,505	0:20,602	0:19,466	1:05,274	0:25,074	0:20,660	0:19,540	1:05,443	0:25,095	0:20,867	0:19,481
8	1:04,000	0:24,668	0:20,312	1:03,456	0:24,394	0:20,015	0:19,047	1:04,931	0:25,185	0:20,764	0:18,982	1:04,067	0:25,128	0:19,833	0:19,106	1:06,110	0:25,906	0:20,787	0:19,417
9	1:03,845	0:24,659	0:20,131	1:05,271	0:24,477	0:21,247	0:19,547	1:04,078	0:24,692	0:20,484	0:18,902	1:04,243	0:24,732	0:20,029	0:19,482	1:04,731	0:25,045	0:20,648	0:19,038
10	1:03,978	0:24,808	0:20,032	1:04,291	0:24,590	0:20,306	0:19,395	1:03,672	0:24,278	0:20,519	0:18,875	1:04,276	0:24,741	0:20,180	0:19,355	1:04,228	0:24,766	0:20,655	0:18,807
11	1:03,819	0:24,667	0:20,187	1:03,416	0:24,503	0:19,938	0:18,975	1:03,473	0:24,547	0:20,256	0:18,670	1:04,704	0:25,208	0:20,375	0:19,121	1:04,451	0:24,873	0:20,586	0:18,992
12	1:04,059	0:24,603	0:20,259	1:03,369	0:24,443	0:19,968	0:18,958	1:03,931	0:24,412	0:20,433	0:19,086	1:04,011	0:24,924	0:20,064	0:19,023	1:04,219	0:24,778	0:20,489	0:18,952
13	1:05,764	0:25,739	0:20,759	1:03,976	0:24,795	0:20,117	0:19,064	1:03,685	0:24,211	0:20,388	0:19,086	1:04,266	0:24,787	0:20,350	0:19,129	1:03,975	0:24,696	0:20,426	0:18,853
14	1:04,559	0:25,043	0:20,240	1:03,510	0:24,562	0:19,882	0:19,066	1:04,099	0:24,445	0:20,452	0:19,202	1:04,333	0:24,696	0:20,335	0:19,302	1:04,560	0:24,801	0:20,499	0:19,260
15	1:03,976	0:24,754	0:20,177	1:03,927	0:24,959	0:19,994	0:18,974	1:03,870	0:24,383	0:20,383	0:19,104	1:03,985	0:24,719	0:20,198	0:19,068	1:03,807	0:24,654	0:20,408	0:18,745
16	1:03,816	0:24,590	0:20,152	1:03,992	0:24,707	0:20,207	0:19,078	1:04,198	0:24,463	0:20,521	0:19,214	1:04,164	0:24,826	0:20,240	0:19,098	1:04,441	0:25,036	0:20,457	0:18,948
17	1:03,947	0:24,685	0:20,174	1:04,412	0:24,907	0:20,204	0:19,301	1:03,563	0:24,144	0:20,264	0:19,155	1:04,018	0:24,830	0:19,971	0:19,217	1:04,473	0:24,915	0:20,602	0:18,956
18	1:04,293	0:25,015	0:20,285	1:04,587	0:24,783	0:20,527	0:19,277	1:04,049	0:24,452	0:20,493	0:19,104	1:03,999	0:24,812	0:20,180	0:19,007	1:04,367	0:24,760	0:20,654	0:18,953
19	1:04,444	0:25,075	0:20,276	1:03,588	0:24,651	0:19,897	0:19,040	1:03,916	0:24,643	0:20,359	0:18,914	1:04,043	0:24,687	0:20,085	0:19,271	1:04,181	0:24,754	0:20,661	0:18,766
20	1:04,136	0:24,646	0:20,157	1:03,471	0:24,670	0:19,920	0:18,881	1:03,884	0:24,561	0:20,454	0:18,869	1:03,715	0:24,730	0:19,889	0:19,096	1:04,453	0:24,721	0:20,460	0:19,272
21	1:04,050	0:24,658	0:20,224	1:03,748	0:24,705	0:19,976	0:19,067	1:03,778	0:24,470	0:20,371	0:18,937	1:03,390	0:24,572	0:19,935	0:18,933	1:04,766	0:24,623	0:20,787	0:19,356



DMSB
Internationales DMSB - Kartennen Lonato (ITA)

05-07/05/17 Ampfing
26-28/05/17 Kerpen
07-09/07/17 Wackersdorf
25-27/08/17 Wackersdorf
20-22/10/17 Lonato (ITA)

DMSB Reg.Nr. 290-2017

R 19 DKM (OK) Race 2

Die schnellsten Zeiten

Ort	Nr. Fahrername	Zeit	Streckenl.	ø Speed
Ziel	5 Schumacher, David	1:02,417	1200 m	69,2 km/h
Sektion 1	5 Schumacher, David	0:23,977	581 m	79,7 km/h
Sektion 2	71 Bulantsev, Pavel	0:19,510	390 m	72,0 km/h
Sektion 3	78 Nielson, Nicklas	0:18,261	279 m	55,0 km/h

Runde	Smr.67 Morricono, Eduardo ITA Fusion Motorsport			Smr.30 Hansen, Mads E DNK TK RACING			Smr.10 Fritsch, Valentino DEU KSM Schumacher Racing Team			Smr.76 Pollastri, Riccardo ITA EMILIA KART SRL			Smr.69 Orsini, Paolo ITA EMILIA KART SRL			
	theoretisch mögliche Bestzeit	Sektion 1	Sektion 2	Sektion 3	theoretisch mögliche Bestzeit	Sektion 1	Sektion 2	Sektion 3	theoretisch mögliche Bestzeit	Sektion 1	Sektion 2	Sektion 3	theoretisch mögliche Bestzeit	Sektion 1	Sektion 2	Sektion 3
1	1:09,875	0:24,907	0:22,780	0:20,188	1:10,609	0:26,966	0:22,927	0:20,716	1:09,346	0:26,873	0:22,126	0:20,347	1:09,489	0:26,465	0:22,773	0:20,251
2	1:06,533	0:25,719	0:21,243	0:19,571	1:06,292	0:25,613	0:20,964	0:19,715	1:06,449	0:25,834	0:20,908	0:19,707	1:07,365	0:25,898	0:21,677	0:19,790
3	1:05,394	0:25,566	0:20,800	0:19,028	1:06,230	0:25,640	0:21,308	0:19,282	1:05,865	0:25,280	0:21,267	0:19,318	1:05,943	0:25,363	0:21,177	0:19,403
4	1:05,208	0:24,865	0:20,589	0:19,754	1:04,685	0:24,849	0:20,552	0:19,284	1:06,639	0:25,266	0:20,930	0:20,443	1:05,472	0:25,219	0:20,856	0:19,397
5	1:07,670	0:25,915	0:22,169	0:19,586	1:05,624	0:25,039	0:21,273	0:19,312	1:07,489	0:26,036	0:21,370	0:20,083	1:06,243	0:25,004	0:21,353	0:19,886
6	1:04,568	0:24,758	0:20,516	0:19,294	1:04,427	0:24,844	0:20,379	0:19,204	1:05,623	0:25,517	0:20,856	0:19,250	1:04,929	0:25,332	0:20,346	0:19,251
7	1:04,339	0:24,896	0:20,368	0:19,075	1:04,112	0:24,542	0:20,450	0:19,120	1:04,821	0:25,091	0:20,539	0:19,191	1:04,908	0:25,181	0:20,663	0:19,064
8	1:04,382	0:24,554	0:20,566	0:19,262	1:04,196	0:24,507	0:20,641	0:19,048	1:04,574	0:25,124	0:20,362	0:19,088	1:04,977	0:25,282	0:20,464	0:19,231
9	1:04,699	0:25,021	0:20,623	0:19,055	1:04,831	0:25,246	0:20,312	0:19,273	1:04,775	0:25,064	0:20,181	0:19,530	1:05,279	0:25,202	0:20,807	0:19,270
10	1:03,794	0:24,549	0:20,101	0:19,144	1:04,752	0:24,595	0:20,660	0:19,497	1:03,816	0:24,750	0:20,138	0:18,928	1:04,498	0:24,824	0:20,712	0:18,962
11	1:04,229	0:24,647	0:20,504	0:19,078	1:04,413	0:24,798	0:20,547	0:19,068	1:04,145	0:25,048	0:20,191	0:18,906	1:04,089	0:24,755	0:20,448	0:18,886
12	1:03,959	0:24,601	0:20,397	0:18,961	1:03,920	0:24,449	0:20,363	0:19,108	1:04,372	0:24,740	0:20,567	0:19,065	1:04,516	0:24,848	0:20,563	0:19,105
13	1:04,555	0:25,034	0:20,269	0:19,252	1:04,042	0:24,578	0:20,267	0:19,197	1:04,322	0:24,803	0:20,437	0:19,082	1:04,807	0:24,871	0:20,638	0:19,298
14	1:04,301	0:24,797	0:20,295	0:19,209	1:04,306	0:24,821	0:20,291	0:19,194	1:04,075	0:24,662	0:20,546	0:18,867	1:04,167	0:24,896	0:20,369	0:18,902
15	1:03,926	0:24,566	0:20,301	0:19,059	1:04,458	0:24,877	0:20,398	0:19,183	1:03,943	0:24,787	0:20,200	0:18,956	1:03,549	0:24,523	0:20,231	0:18,795
16	1:04,377	0:24,726	0:20,588	0:19,063	1:04,028	0:24,557	0:20,355	0:19,116	1:04,180	0:24,660	0:20,454	0:19,066	1:04,142	0:24,694	0:20,339	0:19,109
17	1:04,019	0:24,617	0:20,352	0:19,050	1:04,223	0:24,539	0:20,514	0:19,170	1:04,037	0:24,577	0:20,481	0:18,979	1:03,998	0:24,847	0:20,347	0:18,804
18	1:04,392	0:24,611	0:20,469	0:19,312	1:04,307	0:24,683	0:20,483	0:19,141	1:04,551	0:24,571	0:20,663	0:19,317	1:04,411	0:24,854	0:20,302	0:19,255
19	1:04,188	0:24,438	0:20,386	0:19,364	1:04,451	0:24,572	0:20,603	0:19,276	1:04,316	0:25,190	0:20,222	0:18,904	1:04,065	0:24,725	0:20,337	0:19,003
20	1:03,778	0:24,794	0:20,053	0:18,931	1:04,704	0:25,502	0:20,265	0:18,937	1:04,403	0:24,653	0:20,623	0:19,127	1:04,374	0:24,889	0:20,564	0:18,921
21	1:04,569	0:24,518	0:20,774	0:19,277	1:04,212	0:24,481	0:20,547	0:19,184	1:03,898	0:24,553	0:20,513	0:18,832	1:03,747	0:24,438	0:20,251	0:19,058

DMSB



DKM

Internationales DMSB - Kartrennen Lonato (ITA)

20-22/10/2017

05-07/05/17 Ampfing

26-28/05/17 Kerpen

07-09/07/17 Wackersdorf

25-27/08/17 Wackersdorf

20-22/10/17 Lonato (ITA)

DMSB Reg.Nr. 290-2017

R 19 DKM (OK) Race 2

Die schnellsten Zeiten			
Ort	Nr. Fahrername	Zeit	Streckenl. ø Speed
Ziel	5 Schumacher, David	1:02,417	1200 m 69,2 km/h
Sektion 1	5 Schumacher, David	0:23,977	581 m 79,7 km/h
Sektion 2	71 Bulantsev, Pavel	0:19,510	390 m 72,0 km/h
Sektion 3	78 Nielson, Nicklas	0:18,261	279 m 55,0 km/h

Runde	Smr.40 Fusen, Jan David DEU CRG Holland			Smr.48 Kocka, Ondrej CZE OKKART v ACR			Smr.27 Tauscher, Alexander DEU Lanari Racing Team			Smr.70 Gerner, Carl-Anton DNK Chiesa Corse			Smr.18 Kacovsky, Matej CZE Solgat Motorsport			
	theoretisch mögliche Bestzeit	Sektion 1	Sektion 2	Sektion 3	theoretisch mögliche Bestzeit	Sektion 1	Sektion 2	Sektion 3	theoretisch mögliche Bestzeit	Sektion 1	Sektion 2	Sektion 3	theoretisch mögliche Bestzeit	Sektion 1	Sektion 2	Sektion 3
1	1:10,954	0:27,018	0:22,565	0:21,371	1:07,624	0:26,133	0:21,586	0:19,905	1:09,607	0:26,198	0:22,680	0:20,729	1:09,561	0:26,110	0:22,720	0:20,731
2	1:06,574	0:25,803	0:20,992	0:19,779	1:05,233	0:25,080	0:20,700	0:19,453	1:06,683	0:26,301	0:20,979	0:19,403	1:06,177	0:25,122	0:21,183	0:19,872
3	1:05,761	0:25,392	0:21,095	0:19,274	1:04,749	0:25,070	0:20,462	0:19,217	1:05,451	0:25,446	0:20,625	0:19,380	1:04,942	0:24,840	0:20,826	0:19,276
4	1:05,287	0:25,142	0:20,427	0:19,718	1:04,024	0:24,270	0:20,363	0:19,391	1:04,890	0:24,970	0:20,139	0:19,781	1:06,057	0:24,630	0:21,023	0:20,404
5	1:06,499	0:25,545	0:21,340	0:19,614	1:04,181	0:24,634	0:20,407	0:19,140	1:06,469	0:25,770	0:21,350	0:19,349	1:37,078	0:25,259	0:52,196	0:19,623
6	1:04,581	0:24,990	0:20,355	0:19,236	1:04,826	0:24,763	0:20,682	0:19,381	1:04,519	0:25,026	0:20,180	0:19,313	1:04,564	0:24,772	0:20,458	0:19,623
7	1:06,169	0:24,933	0:21,800	0:19,436	1:05,054	0:25,282	0:20,431	0:19,341	1:04,033	0:24,872	0:20,052	0:19,109	1:03,781	0:24,305	0:20,302	0:19,174
8	1:04,524	0:25,018	0:20,305	0:19,201	1:05,266	0:25,413	0:20,751	0:19,102	1:04,133	0:24,921	0:20,318	0:18,894	1:03,699	0:24,416	0:20,434	0:18,849
9	1:04,829	0:25,242	0:20,136	0:19,451	1:04,812	0:25,391	0:20,426	0:18,995	1:31,574	0:51,093	0:20,809	0:19,672	1:04,011	0:24,584	0:20,347	0:19,080
10	1:06,211	0:24,709	0:21,720	0:19,782	1:04,672	0:24,993	0:20,483	0:19,196	1:03,667	0:24,885	0:19,857	0:18,925				
11	1:05,660	0:25,611	0:20,508	0:19,541	1:04,889	0:25,043	0:20,485	0:19,361	1:03,809	0:24,880	0:19,817	0:19,112				
12	1:05,232	0:25,316	0:20,151	0:19,765	1:04,354	0:24,645	0:20,388	0:19,321								
13	1:05,094	0:24,925	0:20,480	0:19,689	1:04,459	0:24,846	0:20,342	0:19,271								
14	1:05,326	0:25,194	0:20,316	0:19,816	1:04,124	0:24,839	0:20,288	0:18,997								
15	1:05,494	0:25,109	0:20,537	0:19,848	1:03,932	0:24,666	0:20,349	0:18,917								
16	1:05,308	0:25,170	0:20,389	0:19,749	1:04,398	0:24,961	0:20,503	0:18,934								
17	1:04,924	0:24,990	0:20,204	0:19,730	1:04,283	0:24,753	0:20,447	0:19,083								
18	1:04,921	0:24,829	0:20,447	0:19,645	1:28,074	0:24,976	0:20,427	0:42,671								
19	1:05,287	0:25,176	0:20,517	0:19,594	1:04,951	0:24,888	0:20,623	0:19,440								
20	1:05,070	0:25,249	0:20,415	0:19,406	1:04,218	0:24,712	0:20,389	0:19,117								
21	1:05,303	0:25,266	0:20,368	0:19,669	1:04,874	0:24,719	0:20,634	0:19,521								



DMSB
Internationales DMSB - Kartrennen Lonato (ITA)

05-07/05/17 Ampfing
26-28/05/17 Kerpen
07-09/07/17 Wackersdorf
25-27/08/17 Wackersdorf
20-22/10/17 Lonato (ITA)

DMSB RegNr. 290-2017

R 19 DKM (OK) Race 2

Die schnellsten Zeiten

Ort	Nr. Fahrername	Zeit	Streckenl.	Ø Speed
Ziel	5 Schümacher, David	1:02,417	1200 m	69,2 km/h
Sektion 1	5 Schümacher, David	0:23,977	531 m	79,7 km/h
Sektion 2	71 Bulantsev, Pavel	0:19,510	390 m	72,0 km/h
Sektion 3	78 Nielson, Nicklas	0:18,261	279 m	55,0 km/h

	Smr.86 Schulte, Maximilian DEU Solgat Motorsport	Smr.85 Sager, Moritz AUT KSB Racing Team	Smr.54 Rozenfeld, David RUS Ward Racing	
	theoretisch mögliche Bestzeit 1:04,849	theoretisch mögliche Bestzeit 1:10,146	theoretisch mögliche Bestzeit 0:48,939	
Ziel	Sektion 1 Sektion 2 Sektion 3	Sektion 1 Sektion 2 Sektion 3	Sektion 1 Sektion 2 Sektion 3	Ziel Sektion 1 Sektion 2 Sektion 3
Runde 1	1:05,438 0:25,120 0:20,503 0:19,226	1:10,146 0:26,554 0:22,493 0:21,099	0:26,609 0:22,330	
Runde 2	1:08,701 0:26,336 0:22,137 0:20,228	1:10,146 0:26,554 0:22,493 0:21,099	0:26,609 0:22,330	
Runde 3	1:05,438 0:25,338 0:20,874 0:19,226			
Runde 4	1:05,932 0:25,761 0:20,503 0:19,668			
Runde 5	1:07,679 0:25,120 0:21,853 0:20,706			
Runde 6	1:45,751 0:25,456 1:00,610 0:19,685			



DMSB
DKM
INTERNATIONALES

20-22/10/2017 Internationales DMSB - Kartennen Lonato (ITA) 

05-07/05/17 Ampfing
26-28/05/17 Kerpen
07-09/07/17 Wackersdorf
25-27/08/17 Wackersdorf
20-22/10/17 Lonato (ITA)

DMSB Reg.Nr. 290-2017

R 19 DKM (OK) Race 2

Ziel		Sektion 1		Sektion 2		Sektion 3	
Fahrername	Zeit	Fahrername	Zeit	Fahrername	Zeit	Fahrername	Zeit
1 5 Schumacher,David	1:02,417	5 Schumacher,David	0:23,977	71 Bulantsev,Pavel	0:19,510	78 Nielson,Nicklas	0:18,261
2 78 Nielson,Nicklas	1:02,461	1 Tonteri,Paavo	0:24,142	72 Morozov,Ilya	0:19,535	5 Schumacher,David	0:18,300
3 71 Bulantsev,Pavel	1:02,485	90 Degenbeck,Patrick	0:24,144	1 Tonteri,Paavo	0:19,667	1 Tonteri,Paavo	0:18,454
4 72 Morozov,Ilya	1:02,498	78 Nielson,Nicklas	0:24,157	79 Marseglia,Leonardo	0:19,679	71 Bulantsev,Pavel	0:18,469
5 1 Tonteri,Paavo	1:02,555	82 Michelotto,Mattia	0:24,165	14 Tröger,Tim	0:19,755	72 Morozov,Ilya	0:18,639
6 66 Ferrari,Lorenzo	1:03,059	72 Morozov,Ilya	0:24,170	82 Michelotto,Mattia	0:19,765	66 Ferrari,Lorenzo	0:18,655
7 82 Michelotto,Mattia	1:03,063	71 Bulantsev,Pavel	0:24,221	5 Schumacher,David	0:19,785	90 Degenbeck,Patrick	0:18,670
8 21 Hauger,Dennis	1:03,086	81 Sizov,Alexsey	0:24,239	81 Sizov,Alexsey	0:19,788	21 Hauger,Dennis	0:18,672
9 14 Tröger,Tim	1:03,252	66 Ferrari,Lorenzo	0:24,246	27 Tauscher,Alexander	0:19,817	19 Maisch,Luca	0:18,722
10 79 Marseglia,Leonardo	1:03,259	48 Kocka,Ondrej	0:24,270	9 Arnold,Felix	0:19,828	20 Meyer,Kilian	0:18,745
11 81 Sizov,Alexsey	1:03,279	43 Boedler,Cameron	0:24,302	17 Füngeling,Luke	0:19,833	9 Arnold,Felix	0:18,746
12 9 Arnold,Felix	1:03,311	70 Gerner,Carl-Anton	0:24,305	21 Hauger,Dennis	0:19,845	79 Marseglia,Leonardo	0:18,747
13 32 Liwinski,David	1:03,369	9 Arnold,Felix	0:24,335	32 Liwinski,David	0:19,882	81 Sizov,Alexsey	0:18,752
14 17 Füngeling,Luke	1:03,390	18 Kacovsky,Matej	0:24,345	64 Rosina,Michael	0:19,883	43 Boedler,Cameron	0:18,757
15 43 Boedler,Cameron	1:03,469	64 Rosina,Michael	0:24,370	66 Ferrari,Lorenzo	0:19,895	82 Michelotto,Mattia	0:18,770
16 19 Maisch,Luca	1:03,470	21 Hauger,Dennis	0:24,383	19 Maisch,Luca	0:19,896	76 Pollastri,Riccardo	0:18,795
17 90 Degenbeck,Patrick	1:03,473	14 Tröger,Tim	0:24,383	69 Orsini,Paolo	0:20,028	14 Tröger,Tim	0:18,830
18 64 Rosina,Michael	1:03,505	32 Liwinski,David	0:24,394	22 Munding,Wodan Erik	0:20,032	10 Fritsch,Valentino	0:18,832
19 76 Pollastri,Riccardo	1:03,549	67 Morricone,Eduardo	0:24,438	78 Nielson,Nicklas	0:20,043	70 Gerner,Carl-Anton	0:18,849
20 22 Munding,Wodan Erik	1:03,659	76 Pollastri,Riccardo	0:24,438	67 Morricone,Eduardo	0:20,053	32 Liwinski,David	0:18,881
21 27 Tauscher,Alexander	1:03,667	30 Hansen,Mads E	0:24,449	43 Boedler,Cameron	0:20,073	64 Rosina,Michael	0:18,889
22 70 Gerner,Carl-Anton	1:03,699	19 Maisch,Luca	0:24,458	40 Fusen,Jan David	0:20,136	27 Tauscher,Alexander	0:18,894
23 67 Morricone,Eduardo	1:03,778	22 Munding,Wodan Erik	0:24,508	10 Fritsch,Valentino	0:20,138	48 Kocka,Ondrej	0:18,917
24 20 Meyer,Kilian	1:03,807	17 Füngeling,Luke	0:24,522	18 Kacovsky,Matej	0:20,226	67 Morricone,Eduardo	0:18,931
25 10 Fritsch,Valentino	1:03,816	79 Marseglia,Leonardo	0:24,525	76 Pollastri,Riccardo	0:20,231	17 Füngeling,Luke	0:18,933
26 69 Orsini,Paolo	1:03,822	10 Fritsch,Valentino	0:24,553	90 Degenbeck,Patrick	0:20,256	30 Hansen,Mads E	0:18,937
27 18 Kacovsky,Matej	1:03,844	69 Orsini,Paolo	0:24,617	30 Hansen,Mads E	0:20,265	22 Munding,Wodan Erik	0:18,955
28 30 Hansen,Mads E	1:03,920	20 Meyer,Kilian	0:24,623	48 Kocka,Ondrej	0:20,288	69 Orsini,Paolo	0:18,972
29 48 Kocka,Ondrej	1:03,932	40 Fusen,Jan David	0:24,709	70 Gerner,Carl-Anton	0:20,302	18 Kacovsky,Matej	0:19,149
30 40 Fusen,Jan David	1:04,524	27 Tauscher,Alexander	0:24,872	20 Meyer,Kilian	0:20,408	40 Fusen,Jan David	0:19,201
31 86 Schulte,Maximilian	1:05,438	86 Schulte,Maximilian	0:25,120	86 Schulte,Maximilian	0:20,503	86 Schulte,Maximilian	0:19,226
32 85 Sager,Moritz	1:10,146	85 Sager,Moritz	0:26,554	54 Rozenfeld,David	0:22,330	85 Sager,Moritz	0:21,099
33 54 Rozenfeld,David		54 Rozenfeld,David	0:26,609	85 Sager,Moritz	0:22,493	54 Rozenfeld,David	

Strecke / track: 1200m class: DKM (OK)
 started: 34 classified: 33 not classified: 1 excluded: 1

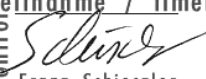
NEU - 3 - NEW

fastest Lap Hauger, Dennis at: 1:01,606
 Doc. 48.3

Pos	Stf. Nr.	Fahrer Driver	Nation	Bewerber/Sponsor	Nation	Chassis/Motor/Reifen	Points	Runden Laps	Gesamtzeit Differenz	Abstand Gap	beste Runde best Lap	in R. in L.	u Beschw. o Speed
1	21	Hauger, Dennis	NOR	CRG Holland	NLD	CRG / Iame / Vega	25	21	21:56,127		1:01,606	7	68,9 km/h 70,1 km/h
2	5	Schumacher, David	DEU	KSM Schumacher Racing Team	DEU	Tony Kart / Vortex / Vega	20	21	21:58,797	0:02,670	1:02,074	6	68,8 km/h 69,6 km/h
3	1	Tonteri, Paavo	FIN	KSM Schumacher Racing Team	DEU	Tony Kart / Vortex / Vega	16	21	21:59,221 0:03,094	0:00,424	1:02,326	16	68,8 km/h 69,3 km/h
4	71	Bulantsev, Pavel	RUS	WARD RACING	SWE	Tony Kart / Vortex / Vega	*	21	22:00,418 0:04,291	0:01,197	1:01,897	13	68,7 km/h 69,8 km/h
5	72	Morozov, Ilya	RUS	WARD RACING	SWE	Tony Kart / Vortex / Vega	*	21	22:06,160 0:10,033	0:05,742	1:01,937	11	68,4 km/h 69,7 km/h
6	9	Arnold, Felix	DEU	KSM Schumacher Racing Team	DEU	Tony Kart / Vortex / Vega	13	21	22:07,243 0:11,116	0:01,083	1:02,402	14	68,4 km/h 69,2 km/h
7	20	Meyer, Kilian	ESP	CRG Holland	NLD	CRG / Iame / Vega	11	21	22:11,371 0:15,244	0:04,128	1:02,451	6	68,1 km/h 69,2 km/h
8	66	Ferrari, Lorenzo	GBR	Fusion Motorsport	GBR	EXPRIT / Vortex / Vega	*	21	22:12,243 0:16,116	0:00,872	1:02,493	18	68,1 km/h 69,1 km/h
9	81	Sizov, Alexsey	RUS	TEAM KOMAROV	RUS	Tony Kart / TM / Vega	*	21	22:13,396 0:17,269	0:01,153	1:02,673	15	68 km/h 68,9 km/h
10	79	Marseglia, Leonardo	ITA	BABY RACE ACADEMY	ITA	Tony Kart / Vortex / Vega	*	21	22:14,049 0:17,922	0:00,653	1:02,242	18	68 km/h 69,4 km/h
11	82	Michelotto, Mattia	ITA	Chiesa Corse	GBR	Zanardi / Parilla / Vega	10	21	22:18,725 0:22,598	0:04,676	1:02,587	8	67,8 km/h 69 km/h
12	64	Rosina, Michael	ITA	CRG Holland	NLD	CRG / Iame / Vega	*	21	22:19,104 0:22,977	0:00,379	1:02,551	11	67,7 km/h 69,1 km/h
13	43	Boedler, Cameron	DEU	Mach 1 Motorsport	DEU	Mach 1 / Iame / Vega	9	21	22:20,452 0:24,325	0:01,348	1:02,501	14	67,7 km/h 69,1 km/h
14	48	Kocka, Ondrej	CZE	OKKART v ACR	CZE	CRG / Iame / Vega	8	21	22:21,972 0:25,845	0:01,520	1:02,840	9	67,6 km/h 68,7 km/h
15	54	Rozenfeld, David	RUS	Ward Racing	SWE	Tony Kart / Vortex / Vega	*	21	22:22,009 0:25,882	0:00,037	1:02,183	11	67,6 km/h 69,5 km/h
16	22	Munding, Wodan Erik	DEU	Kali-Kart Stern Motorsport	DEU	Kali Kart / Iame / Vega	7	21	22:22,330 0:26,203	0:00,321	1:02,763	11	67,6 km/h 68,8 km/h
17	10	Fritsch, Valentino	DEU	KSM Schumacher Racing Team	DEU	Tony Kart / Vortex / Vega	6	21	22:24,572 0:28,445	0:02,242	1:02,902	5	67,5 km/h 68,7 km/h
18	18	Kacovsky, Matej	CZE	Solgat Motorsport	DEU	BirelART / Iame / Vega	5	21	22:24,984 0:28,857	0:00,412	1:02,688	8	67,5 km/h 68,9 km/h
19	32	Liwinski, David	NLD	Mach 1 Motorsport	DEU	Mach 1 / Iame / Vega	4	21	22:27,547 0:31,420	0:02,563	1:02,432	16	67,3 km/h 69,2 km/h
20	14	Tröger, Tim	DEU	CRG TB Racing Team	DEU	CRG / Iame / Vega	3	21	22:27,670 0:31,543	0:00,123	1:02,656	16	67,3 km/h 68,9 km/h
21	86	Schulte, Maximilian	DEU	Solgat Motorsport	DEU	BirelART / TM / Vega	*	21	22:32,045 0:35,918	0:04,375	1:03,404	13	67,1 km/h 68,1 km/h
22	90	Degenbeck, Patrick	DEU	CRG TB Racing Team	DEU	CRG / Iame / Vega	*	21	22:32,675 0:36,548	0:00,630	1:03,222	9	67,1 km/h 68,3 km/h
23	17	Füngeling, Luke	DEU	JS Evolution	DEU	Exprit / Vortex / Vega	2	21	22:34,570 0:38,443	0:01,895	1:03,386	9	67 km/h 68,2 km/h
24	75	Hansen, Mikkel M.	DNK	Racing Motor DK	DNK	Kali Kart / TM / Vega	*	21	22:38,177 0:42,050	0:03,607	1:03,484	10	66,8 km/h 68 km/h
25	19	Maisch, Luca	DEU	CRG TB Racing Team	DEU	Zanardi / Iame / Vega	1	21	22:40,457 0:44,330	0:02,280	1:03,351	5	66,7 km/h 68,2 km/h
26	85	Sager, Moritz	AUT	KSB Racing Team	AUT	Kosmic / Vortex / Vega	0	21	22:42,080 0:45,953	0:01,623	1:03,618	6	66,6 km/h 67,9 km/h
27	40	Fusen, Jan David	DEU	CRG Holland	NLD	CRG / Iame / Vega	0	21	22:42,954 0:46,827	0:00,874	1:03,604	14	66,6 km/h 67,9 km/h
28	69	Orsini, Paolo	ITA	EMILIA KART SRL	ITA	BirelART / IAME / Vega	*	21	22:45,281 0:49,154	0:02,327	1:03,757	15	66,4 km/h 67,8 km/h
29	70	Gerner, Carl-Anton	DNK	Chiesa Corse	ITA	Zanardi / Iame / Vega	*	21	22:51,327 0:55,200	0:06,046	1:02,220	7	66,2 km/h 69,4 km/h
30	30	Hansen, Mads E	DNK	TK RACING	DNK	FA Kart / Iame / Vega	0	14	15:12,842 7 R	7 R	1:03,871	12	66,3 km/h 67,6 km/h
31	67	Morriconi, Eduardo	ITA	Fusion Motorsport	GBR	EXPRIT / Vortex / Vega	*	10	10:53,291 11 R	4 R	1:03,200	6	66,1 km/h 68,4 km/h
32	76	Pollastrì, Riccardo	ITA	EMILIA KART SRL	ITA	BirelART / IAME / Vega	*	4	4:30,320 17 R	6 R	1:04,441	4	63,9 km/h 67 km/h
33	27	Tauscher, Alexander	DEU	Lanari Racing Team	DEU	Zanardi / Iame / Vega	0	3	3:21,987 18 R	1 R	1:05,230	3	64,2 km/h 66,2 km/h
78		Nielson, Nicklas	DNK	KSM Schumacher Racing Team	DEU	Tony Kart / Vortex / Vega							EXCLUDED

SiNr. 72,54,22,18,10,14,32 5 sec penalty Frontfiring
 SiNr. 43,54 5 sec penalty Pushing
 SiNr. 78 black flag

Rennleitung: Rüdiger Luth Racedirektor: Thomas Lainer
 Sportkommissare: Th. Ferrero / U. Bell / H. Seidel / P. Acerbi
 Techn. Kommissare: Hans-Jürgen Dangers / M. Grasshoff / C. Schmidt / D. Pietzko / M. Somera / A. Mazzanti
 Zeitnahme: KART-DATA timing service Franz Schieszler / Martin Summerer

Zeitnahme / timekeeping
 control

 Franz Schieszler

Aushangzeit



DMSB **DKM**

05-07/05/17 Ampfing
26-28/05/17 Kerpen
07-09/07/17 Wackersdorf
25-27/08/17 Wackersdorf
20-22/10/17 Lonato (ITA)

20-22/10/2017 Internationales DMSB - Kartrennen Lonato (ITA)

DMSB Reg.Nr. 290-2017

R 15 DKM (OK) Race 1

Strecke / track: 1200

Fahrername Driver	Schumacher David	Tonteri Paavo	Bulantsev Pavel	Hauger Dennis	Morozov Ilya	Arnold Felix	Meyer Kilian	Ferrari Lorenzo	Sizov Alexsey	Marseglia Leonardo	Rozenfeld David	Michello Mattia
schnellste Runde	1:02,074 Rn. 6	1:02,326 Rn. 16	1:01,897 Rn. 13	1:01,606 Rn. 7	1:01,937 Rn. 11	1:02,402 Rn. 14	1:02,451 Rn. 6	1:02,493 Rn. 18	1:02,673 Rn. 15	1:02,242 Rn. 18	1:02,183 Rn. 11	1:02,587 Rn. 8
Speed	69,6 km/h	69,3 km/h	69,8 km/h	70,1 km/h	69,7 km/h	69,2 km/h	69,2 km/h	69,1 km/h	68,9 km/h	69,4 km/h	69,5 km/h	69,0 km/h
Lap 1	1:03,107	1:03,383	1:06,288	1:02,862	1:05,562	1:05,148	1:04,381	1:07,112	1:05,387	1:07,809	1:07,444	1:06,869
Lap 2	1:05,341	1:02,360	1:04,332	1:04,157	1:03,325	1:03,818	1:04,417	1:03,558	1:04,311	1:05,399	1:04,921	1:04,078
Lap 3	1:02,148	1:02,361	1:03,053	1:02,149	1:03,247	1:04,249	1:02,886	1:03,083	1:03,586	1:03,438	1:04,090	1:03,504
Lap 4	1:02,839	1:02,941	1:03,034	1:02,224	1:02,505	1:02,416	1:02,916	1:03,682	1:03,557	1:03,150	1:03,036	1:03,241
Lap 5	1:02,679	1:02,942	1:03,110	1:03,147	1:02,737	1:03,105	1:02,500	1:02,974	1:03,236	1:03,342	1:03,112	1:03,684
Lap 6	1:02,074	1:03,101	1:01,952	1:02,831	1:02,330	1:02,588	1:02,451	1:03,374	1:03,851	1:02,383	1:02,723	1:04,200
Lap 7	1:02,329	1:02,407	1:02,355	1:01,606	1:02,149	1:03,186	1:03,248	1:02,854	1:02,987	1:03,501	1:02,406	1:03,412
Lap 8	1:02,571	1:02,468	1:02,416	1:02,846	1:02,430	1:03,218	1:03,046	1:02,657	1:03,166	1:02,597	1:03,076	1:02,587
Lap 9	1:02,312	1:03,327	1:02,293	1:02,276	1:02,638	1:02,416	1:02,985	1:02,857	1:02,974	1:02,626	1:02,448	1:02,654
Lap 10	1:02,902	1:03,120	1:02,286	1:03,171	1:02,286	1:03,064	1:03,091	1:03,389	1:03,286	1:02,561	1:03,121	1:02,856
Lap 11	1:02,377	1:02,391	1:01,938	1:02,776	1:01,937	1:02,815	1:03,396	1:02,524	1:03,016	1:02,953	1:02,183	1:03,669
Lap 12	1:02,460	1:02,559	1:02,358	1:02,164	1:02,418	1:02,655	1:03,268	1:02,843	1:03,047	1:02,826	1:02,499	1:02,913
Lap 13	1:02,896	1:02,804	1:01,897	1:02,733	1:02,479	1:02,471	1:03,126	1:02,861	1:03,079	1:03,382	1:02,900	1:03,809
Lap 14	1:02,909	1:02,744	1:02,141	1:03,171	1:03,002	1:02,402	1:02,971	1:02,731	1:03,599	1:02,344	1:02,870	1:03,116
Lap 15	1:02,548	1:02,945	1:02,283	1:02,722	1:02,686	1:02,487	1:03,792	1:02,733	1:02,673	1:02,326	1:03,035	1:03,399
Lap 16	1:02,344	1:02,326	1:02,634	1:02,284	1:02,686	1:02,939	1:03,529	1:02,621	1:03,573	1:03,183	1:02,453	1:03,419
Lap 17	1:02,761	1:02,437	1:02,480	1:02,028	1:02,364	1:03,333	1:02,765	1:02,564	1:02,804	1:03,805	1:02,633	1:03,823
Lap 18	1:02,490	1:02,535	1:02,340	1:02,182	1:02,404	1:02,968	1:03,416	1:02,493	1:03,176	1:02,242	1:03,759	1:03,380



DMSB
20-22/10/2017 Internationales DMSB - Kartrennen Lonato (ITA)

05-07/05/17 Ampfing
 26-28/05/17 Kerpen
 07-09/07/17 Wackersdorf
 25-27/08/17 Wackersdorf
 20-22/10/17 Lonato (ITA)

DMSB RegNr. 290-2017

R 15 DKM (OK) Race 1

Strecke / track: 1200

Fahrename Driver	Schumacher David	Tonteri Paavo	Bulantsev Pavel	Hauger Dennis	Marozov Ilya	Arnold Felix	Meyer Kilian	Ferrari Lorenzo	Sizov Alexsey	Marseglia Leonardo	Rozenfeld David	Michelotto Mattea
Lap 19	1:02,521	1:02,545	1:02,848	1:02,193	1:02,867	1:03,515	1:03,725	1:02,709	1:03,084	1:02,726	1:03,579	1:03,146
Lap 20	1:02,548	1:02,685	1:02,418	1:02,213	1:02,735	1:02,933	1:03,677	1:03,006	1:03,509	1:03,359	1:03,293	1:03,595
Lap 21	1:02,651	1:02,531	1:02,861	1:02,266	1:03,665	1:03,171	1:03,562	1:04,707	1:02,878	1:03,213	1:03,940	1:03,701



DMSB Internationales DMSB - Kartrennen Lonato (ITA) **20-22/10/2017**

05-07/05/17 Ampfing
26-28/05/17 Kerpen
07-09/07/17 Wackersdorf
25-27/08/17 Wackersdorf
20-22/10/17 Lonato (ITA)

DMSB Reg.Nr. 290-2017

R 15 DKM (OK) Race 1

Strecke / track: 1200

Fahrername Driver	Rosina Michael	Boedler Cameron	Kocka Ondrej	Munding Wodan Erik	Fritsch Valentino	Kacovsky Matej	Liwinski David	Tröger Tim	Schulte Maximilian	Degenbeck Patrick	Füngeling Luke	Hansen Mikkel M.
schnellste Runde in Runde	1:02,551 Rn. 11	1:02,501 Rn. 14	1:02,840 Rn. 9	1:02,763 Rn. 11	1:02,902 Rn. 5	1:02,688 Rn. 8	1:02,432 Rn. 16	1:02,656 Rn. 16	1:03,404 Rn. 13	1:03,222 Rn. 9	1:03,386 Rn. 9	1:03,484 Rn. 10
Speed	69,1 km/h	69,1 km/h	68,7 km/h	68,8 km/h	68,7 km/h	68,9 km/h	69,2 km/h	68,9 km/h	68,1 km/h	68,3 km/h	68,2 km/h	68,0 km/h
Lap 1	1:06,186	1:07,236	1:08,129	1:06,119	1:08,350	1:09,104	1:09,210	1:08,709	1:07,538	1:09,405	1:08,121	1:09,799
Lap 2	1:03,991	1:04,033	1:04,632	1:04,137	1:04,190	1:04,435	1:04,813	1:04,948	1:04,591	1:05,440	1:06,110	1:05,628
Lap 3	1:03,643	1:04,110	1:03,633	1:03,390	1:03,617	1:03,935	1:05,265	1:03,882	1:03,893	1:05,183	1:05,304	1:05,508
Lap 4	1:03,900	1:03,313	1:03,638	1:03,764	1:03,723	1:03,235	1:04,492	1:03,800	1:04,516	1:04,537	1:04,798	1:04,546
Lap 5	1:04,333	1:02,986	1:03,516	1:02,866	1:02,902	1:02,990	1:04,416	1:03,288	1:05,128	1:04,218	1:04,556	1:04,733
Lap 6	1:04,305	1:02,861	1:03,499	1:03,171	1:03,336	1:02,815	1:03,427	1:03,557	1:03,964	1:03,586	1:04,146	1:04,047
Lap 7	1:03,126	1:03,552	1:03,377	1:03,017	1:04,308	1:03,348	1:02,816	1:03,137	1:04,379	1:03,750	1:03,546	1:03,613
Lap 8	1:02,557	1:02,881	1:03,392	1:03,533	1:03,131	1:02,688	1:03,146	1:03,613	1:03,599	1:03,576	1:03,449	1:04,108
Lap 9	1:03,159	1:03,296	1:02,840	1:03,105	1:03,080	1:02,965	1:02,656	1:03,765	1:03,691	1:03,222	1:03,386	1:03,629
Lap 10	1:03,248	1:03,275	1:02,843	1:03,135	1:03,286	1:03,602	1:02,985	1:03,021	1:03,903	1:03,826	1:03,993	1:03,484
Lap 11	1:02,551	1:02,736	1:03,564	1:02,763	1:03,463	1:02,732	1:03,894	1:03,341	1:03,607	1:03,298	1:03,473	1:04,435
Lap 12	1:02,885	1:02,959	1:03,824	1:03,181	1:02,941	1:03,000	1:03,514	1:03,789	1:05,182	1:04,159	1:04,419	1:03,874
Lap 13	1:03,990	1:03,509	1:03,243	1:04,507	1:03,132	1:03,128	1:02,773	1:03,484	1:03,404	1:04,191	1:04,639	1:03,878
Lap 14	1:03,819	1:02,501	1:03,362	1:03,511	1:03,241	1:03,720	1:03,076	1:03,241	1:03,849	1:04,094	1:04,120	1:03,990
Lap 15	1:03,600	1:02,974	1:03,084	1:03,447	1:03,347	1:03,441	1:02,655	1:02,756	1:04,125	1:03,356	1:03,869	1:03,874
Lap 16	1:03,284	1:03,282	1:03,383	1:03,317	1:03,543	1:03,395	1:02,432	1:02,656	1:04,263	1:03,366	1:03,784	1:03,819
Lap 17	1:03,024	1:03,582	1:03,552	1:03,253	1:02,918	1:03,349	1:03,175	1:03,444	1:03,712	1:03,580	1:04,114	1:03,799
Lap 18	1:03,419	1:03,789	1:03,064	1:03,247	1:03,149	1:03,917	1:02,963	1:03,011	1:03,651	1:03,704	1:03,409	1:04,036



DMSB
DKM
Internationales DMSB - Kartrennen Lonato (ITA)

05-07/05/17 Ampfing
 26-28/05/17 Kerpen
 07-09/07/17 Wackersdorf
 25-27/08/17 Wackersdorf
 20-22/10/17 Lonato (ITA)

20-22/10/2017 Internationales DMSB - Kartrennen Lonato (ITA)

DMSB RegNr. 290-2017

R 15 DKM (OK) Race 1

Strecke / track: 1200

Fahrername Driver	Rosina Michael	Boedler Cameron	Kocka Ondrej	Munding Wodan Erik	Fritsch Valentino	Kacovsky Matej	Liwinski David	Tröger Tim	Schulte Maximilian	Degenbeck Patrick	Füngeling Luke	Hansen Mikkel M.
Lap 19	1:04,046	1:03,913	1:03,132	1:03,290	1:03,826	1:03,545	1:03,135	1:03,229	1:03,697	1:03,870	1:03,652	1:04,363
Lap 20	1:03,457	1:02,981	1:03,510	1:03,517	1:03,141	1:03,179	1:03,049	1:03,867	1:03,899	1:03,541	1:03,756	1:03,791
Lap 21	1:03,703	1:02,667	1:03,218	1:03,453	1:03,579	1:04,096	1:03,759	1:04,190	1:04,157	1:03,588	1:03,979	1:03,965



DMSB Internationales **DMSB - Kartennen Lonato (ITA)**

05-07/05/17 Ampfing
 26-28/05/17 Kerpen
 07-09/07/17 Wackersdorf
 25-27/08/17 Wackersdorf
 20-22/10/17 Lonato (ITA)

DMSB RegNr. 290-2017

R 15 DKM (OK) Race 1

Strecke / track: 1200

Fahrername Driver	Maisch Luca	Sager Moritz	Fusen Jan David	Orsini Paolo	Gerner Carl-Anton	Hansen Mads E	Morricone Eduardo	Pollastri Riccardo	Tauscher Alexander	Nielson Nicklas
schnellste Runde	1:03,351 Rn. 5	1:03,618 Rn. 6	1:03,604 Rn. 14	1:03,757 Rn. 15	1:02,220 Rn. 7	1:03,871 Rn. 12	1:03,200 Rn. 6	1:04,441 Rn. 4	1:05,230 Rn. 3	
Speed	68,2 km/h	67,9 km/h	67,9 km/h	67,8 km/h	69,4 km/h	67,6 km/h	68,4 km/h	67,0 km/h	66,2 km/h	
Lap 1	1:07,713	1:09,267	1:09,546	1:08,677	1:06,166	1:09,046	1:08,778	1:09,072	1:07,719	
Lap 2	1:04,971	1:05,431	1:05,469	1:05,782	1:03,924	1:05,880	1:05,698	1:06,434	1:05,775	
Lap 3	1:04,121	1:04,819	1:05,199	1:05,850	1:03,207	1:05,742	1:05,110	1:05,962	1:05,230	
Lap 4	1:04,049	1:04,561	1:04,307	1:04,510	1:02,755	1:04,306	1:04,501	1:04,441		
Lap 5	1:03,351	1:05,113	1:04,338	1:05,203	1:02,615	1:04,536	1:03,932			
Lap 6	1:03,989	1:03,618	1:03,967	1:04,481	1:02,814	1:04,379	1:03,200			
Lap 7	1:04,603	1:03,843	1:04,706	1:04,812	1:02,220	1:04,697	1:03,437			
Lap 8	1:03,851	1:04,292	1:04,865	1:04,403	1:02,608	1:04,958	1:03,792			
Lap 9	1:03,423	1:03,676	1:04,661	1:04,071	1:02,649	1:03,989	1:03,750			
Lap 10	1:03,681	1:03,753	1:04,228	1:04,676	1:03,531	1:04,309	1:06,801			
Lap 11	1:04,489	1:04,199	1:03,742	1:04,426	1:03,398	1:03,963				
Lap 12	1:05,118	1:03,683	1:04,077	1:05,125	1:03,499	1:03,871				
Lap 13	1:04,393	1:04,160	1:03,762	1:04,074	1:03,219	1:04,229				
Lap 14	1:04,582	1:04,030	1:03,604	1:04,309	1:03,583	1:04,677				
Lap 15	1:04,997	1:04,688	1:05,392	1:03,757	1:04,497					
Lap 16	1:05,501	1:04,697	1:04,283	1:03,818	1:04,679					
Lap 17	1:04,780	1:04,586	1:04,416	1:04,417	1:36,709					
Lap 18	1:04,490	1:04,383	1:04,114	1:04,089	1:04,420					



DMSB
DKM
Internationales DMSB - Kartrennen Lonato (ITA)

05-07/05/17 Ampfing
 26-28/05/17 Kerpen
 07-09/07/17 Wackersdorf
 25-27/08/17 Wackersdorf
 20-22/10/17 Lonato (ITA)

DMSB RegNr. 290-2017

R 15 DKM (OK) Race 1

Strecke / track: 1200

Fahrername Driver	Maisch Luca	Sager Moritz	Fusen Jan David	Orsini Paolo	Gerner Carl-Anton	Hansen Mads E	Morricone Eduardo	Pollastri Riccardo	Tauscher Alexander	Nielson Nicklas
Lap 19	1:04,554	1:04,833	1:04,841	1:04,664	1:03,457					
Lap 20	1:05,420	1:04,141	1:04,257	1:04,014	1:04,332					
Lap 21	1:04,730	1:04,486	1:04,649	1:04,203	1:04,224					



DMSB
Internationales DMSB - Kartennen Lonato (ITA)

05-07/05/17 Ampfing
26-28/05/17 Kerpen
07-09/07/17 Wackersdorf
25-27/08/17 Wackersdorf
20-22/10/17 Lonato (ITA)

20-22/10/2017 Internationales DMSB - Kartennen Lonato (ITA)

DMSB Reg.Nr. 290-2017

R 15 DKM (OK) Race 1

Die schnellsten Zeiten

Ort	Nr. Fahrername	Zeit	Streckenl.	Ø Speed
Ziel	21 Hauger,Dennis	1:01,606	1200 m	70,1 km/h
Sektion 1	66 Ferrari,Lorenzo	0:23,659	531 m	80,8 km/h
Sektion 2	71 Bulantsev,Pavel	0:19,246	390 m	73,0 km/h
Sektion 3	21 Hauger,Dennis	0:18,008	279 m	55,8 km/h

Runde	Smr.5 Schumacher,David DEU KSM Schumacher Racing Team			Smr.1 Tonteri,Paavo FIN KSM Schumacher Racing Team			Smr.71 Bulantsev,Pavel RUS WARD RACING			Smr.21 Hauger,Dennis NOR CRG Holland			Smr.72 Morozov,Ilya RUS WARD RACING				
	theoretisch mögliche Bestzeit	Ziel	Sektion 3	theoretisch mögliche Bestzeit	Ziel	Sektion 3	theoretisch mögliche Bestzeit	Ziel	Sektion 3	theoretisch mögliche Bestzeit	Ziel	Sektion 3	theoretisch mögliche Bestzeit	Ziel	Sektion 3		
1	1:03,107	0:24,374	0:19,822	1:03,383	0:25,001	0:19,975	1:06,288	0:25,903	0:21,004	0:19,381	1:02,862	0:24,558	0:19,776	1:05,562	0:26,194	0:20,376	0:18,992
2	1:05,341	0:25,400	0:21,110	1:02,360	0:24,320	0:19,695	1:04,332	0:24,717	0:20,331	0:19,284	1:04,157	0:25,570	0:20,273	1:03,325	0:24,351	0:19,651	0:19,323
3	1:02,148	0:23,863	0:19,726	1:02,361	0:24,203	0:19,688	1:03,053	0:24,368	0:19,998	0:18,687	1:02,149	0:24,109	0:19,720	1:03,247	0:24,413	0:19,736	0:19,098
4	1:02,839	0:24,015	0:20,100	1:02,941	0:23,922	0:19,846	1:03,034	0:24,368	0:19,847	0:18,819	1:02,224	0:23,929	0:19,633	1:02,505	0:23,977	0:19,959	0:18,569
5	1:02,679	0:24,216	0:19,925	1:02,942	0:24,309	0:19,943	1:03,110	0:24,569	0:19,855	0:18,686	1:03,147	0:24,268	0:19,972	1:02,737	0:24,004	0:19,792	0:18,941
6	1:02,074	0:24,177	0:19,391	1:03,101	0:24,021	0:20,032	1:01,952	0:24,048	0:19,529	0:18,375	1:02,831	0:24,049	0:19,841	1:02,330	0:24,066	0:19,875	0:18,389
7	1:02,329	0:24,098	0:19,558	1:02,407	0:24,338	0:19,661	1:02,355	0:24,157	0:19,644	0:18,554	1:01,606	0:23,978	0:19,620	1:02,149	0:24,014	0:19,686	0:18,449
8	1:02,571	0:24,140	0:19,682	1:02,468	0:24,042	0:19,762	1:02,416	0:24,264	0:19,469	0:18,683	1:02,846	0:24,175	0:20,154	1:02,430	0:24,065	0:19,778	0:18,587
9	1:02,312	0:24,202	0:19,568	1:03,327	0:24,194	0:19,589	1:02,293	0:23,998	0:19,671	0:18,624	1:02,276	0:24,004	0:19,760	1:02,638	0:24,529	0:19,779	0:18,330
10	1:02,902	0:23,892	0:19,763	1:03,120	0:24,176	0:19,810	1:02,286	0:24,409	0:19,550	0:18,327	1:03,171	0:24,728	0:20,114	1:02,286	0:24,066	0:19,733	0:18,487
11	1:02,377	0:23,958	0:19,680	1:02,391	0:23,995	0:19,627	1:01,938	0:24,208	0:19,246	0:18,484	1:02,776	0:24,201	0:19,908	1:01,937	0:23,962	0:19,754	0:18,221
12	1:02,460	0:24,202	0:19,812	1:02,559	0:24,087	0:20,062	1:02,358	0:24,018	0:19,531	0:18,809	1:02,164	0:24,014	0:19,811	1:02,418	0:24,127	0:19,703	0:18,588
13	1:02,896	0:24,173	0:20,021	1:02,804	0:24,174	0:19,722	1:01,897	0:24,071	0:19,359	0:18,467	1:02,733	0:24,219	0:20,038	1:02,479	0:23,939	0:19,686	0:18,854
14	1:02,909	0:24,307	0:19,745	1:02,744	0:24,358	0:19,825	1:02,141	0:24,049	0:19,464	0:18,628	1:03,171	0:24,160	0:20,421	1:03,002	0:24,271	0:19,846	0:18,885
15	1:02,548	0:24,289	0:19,838	1:02,945	0:24,337	0:19,789	1:02,283	0:23,997	0:19,713	0:18,573	1:02,722	0:24,178	0:19,820	1:02,686	0:24,357	0:19,779	0:18,550
16	1:02,344	0:24,114	0:19,695	1:02,326	0:24,362	0:19,697	1:02,634	0:24,266	0:19,744	0:18,624	1:02,284	0:24,234	0:19,672	1:02,686	0:24,311	0:19,898	0:18,477
17	1:02,761	0:24,192	0:19,672	1:02,437	0:24,198	0:19,558	1:02,480	0:24,159	0:19,705	0:18,616	1:02,028	0:23,942	0:19,759	1:02,364	0:24,117	0:19,638	0:18,609
18	1:02,490	0:24,062	0:19,648	1:02,535	0:24,228	0:19,580	1:02,340	0:24,036	0:19,745	0:18,559	1:02,182	0:24,064	0:19,710	1:02,404	0:24,123	0:19,658	0:18,623
19	1:02,521	0:24,053	0:19,832	1:02,545	0:24,043	0:19,931	1:02,848	0:24,420	0:19,771	0:18,657	1:02,193	0:24,121	0:19,702	1:02,867	0:24,354	0:19,791	0:18,722
20	1:02,548	0:24,049	0:19,730	1:02,685	0:24,256	0:19,809	1:02,418	0:24,280	0:19,669	0:18,469	1:02,213	0:23,891	0:19,765	1:02,735	0:24,256	0:19,758	0:18,721
21	1:02,651	0:24,181	0:19,709	1:02,531	0:24,063	0:19,718	1:02,861	0:24,555	0:19,571	0:18,735	1:02,266	0:23,835	0:19,970	1:03,665	0:24,525	0:19,966	0:19,174

DMSB **DKM** **DKM** **DKM**

05-07/05/17 Ampfing
26-28/05/17 Kerpen
07-09/07/17 Wackersdorf
25-27/08/17 Wackersdorf
20-22/10/17 Lonato (ITA)

20-22/10/2017 Internationales DMSB - Kartrennen Lonato (ITA)

DMSB Reg.Nr. 290-2017

R 15 DKM (OK) Race 1

Die schnellsten Zeiten

Ort	Nr. Fahrername	Zeit	Streckenl.	o Speed
Ziel	21 Hauger,Dennis	1:01,606	1200 m	70,1 km/h
Sektion 1	66 Ferrari,Lorenzo	0:23,659	531 m	80,8 km/h
Sektion 2	71 Bulantsev,Pavel	0:19,246	390 m	73,0 km/h
Sektion 3	21 Hauger,Dennis	0:18,008	279 m	55,8 km/h

Runde	Smr.9 Arnold,Felix DEU KSM Schumacher Racing Team			Smr.20 Meyer,Kilian ESP CRG Holland			Smr.66 Ferrari,Lorenzo GBR Fusion Motorsport			Smr.81 Sizov,Alexsey RUS TEAM KOMAROV			Smr.79 Marsaglia,Leonardo ITA BABY RACE ACADEMY			
	theoretisch mögliche Bestzeit	Sektion 1	Sektion 2	Sektion 3	theoretisch mögliche Bestzeit	Sektion 1	Sektion 2	Sektion 3	theoretisch mögliche Bestzeit	Sektion 1	Sektion 2	Sektion 3	theoretisch mögliche Bestzeit	Sektion 1	Sektion 2	Sektion 3
1	1:05,148	0:25,774	0:20,356	0:19,018	1:04,381	0:25,648	0:20,109	0:18,624	1:07,112	0:26,003	0:21,247	0:19,862	1:07,809	0:26,813	0:20,851	0:20,145
2	1:03,818	0:24,135	0:20,227	0:19,456	1:04,417	0:24,154	0:20,748	0:19,515	1:03,558	0:24,245	0:20,075	0:19,238	1:04,311	0:24,894	0:20,382	0:19,035
3	1:04,249	0:24,803	0:20,311	0:19,135	1:02,886	0:24,386	0:19,864	0:18,636	1:03,083	0:24,230	0:20,099	0:18,754	1:03,586	0:24,316	0:20,184	0:19,086
4	1:02,416	0:24,041	0:19,936	0:18,439	1:02,916	0:24,409	0:19,950	0:18,557	1:03,682	0:24,410	0:20,027	0:19,245	1:03,557	0:24,883	0:19,925	0:18,749
5	1:03,105	0:24,480	0:19,808	0:18,817	1:02,500	0:24,044	0:19,847	0:18,609	1:02,974	0:24,229	0:19,863	0:18,882	1:03,236	0:24,507	0:20,002	0:18,727
6	1:02,588	0:24,020	0:19,890	0:18,678	1:02,451	0:24,050	0:19,773	0:18,628	1:03,374	0:24,492	0:20,046	0:18,836	1:03,851	0:24,626	0:20,205	0:19,020
7	1:03,186	0:24,521	0:20,173	0:18,492	1:03,248	0:24,121	0:20,167	0:18,960	1:02,854	0:24,257	0:19,837	0:18,760	1:02,987	0:24,306	0:19,980	0:18,701
8	1:03,218	0:24,750	0:20,033	0:18,435	1:03,046	0:24,395	0:19,842	0:18,809	1:02,657	0:24,260	0:19,925	0:18,472	1:03,166	0:24,483	0:19,967	0:18,716
9	1:02,416	0:24,408	0:19,649	0:18,359	1:02,985	0:24,417	0:19,790	0:18,778	1:02,857	0:24,128	0:20,088	0:18,641	1:02,974	0:24,338	0:19,854	0:18,782
10	1:03,064	0:24,228	0:20,399	0:18,437	1:03,091	0:24,445	0:19,825	0:18,821	1:03,389	0:24,500	0:19,873	0:19,016	1:03,286	0:24,414	0:19,844	0:19,028
11	1:02,815	0:24,266	0:20,154	0:18,395	1:03,396	0:24,966	0:19,796	0:18,634	1:02,524	0:23,806	0:19,763	0:18,955	1:03,016	0:24,601	0:19,709	0:18,706
12	1:02,655	0:24,313	0:19,944	0:18,398	1:03,268	0:24,661	0:19,897	0:18,710	1:02,843	0:24,286	0:19,855	0:18,702	1:03,047	0:24,312	0:19,947	0:18,788
13	1:02,471	0:24,012	0:20,056	0:18,403	1:03,126	0:24,331	0:20,087	0:18,708	1:02,861	0:24,383	0:20,025	0:18,453	1:03,079	0:24,205	0:20,033	0:18,841
14	1:02,402	0:24,397	0:19,670	0:18,335	1:02,971	0:24,634	0:19,694	0:18,643	1:02,731	0:24,162	0:19,705	0:18,864	1:03,599	0:24,944	0:19,943	0:18,712
15	1:02,487	0:24,028	0:20,061	0:18,398	1:03,792	0:24,116	0:20,773	0:18,903	1:02,733	0:24,192	0:19,783	0:18,758	1:02,673	0:24,251	0:19,652	0:18,770
16	1:02,939	0:24,180	0:20,283	0:18,476	1:03,529	0:24,685	0:20,058	0:18,786	1:02,621	0:24,331	0:19,706	0:18,584	1:03,573	0:24,411	0:20,279	0:18,883
17	1:03,333	0:24,345	0:20,118	0:18,870	1:02,765	0:24,358	0:19,984	0:18,423	1:02,564	0:23,856	0:19,971	0:18,737	1:02,804	0:24,412	0:19,761	0:18,631
18	1:02,968	0:24,546	0:19,814	0:18,608	1:03,416	0:24,361	0:19,987	0:19,068	1:02,493	0:23,659	0:19,947	0:18,887	1:03,176	0:24,578	0:19,852	0:18,746
19	1:03,515	0:24,868	0:20,097	0:18,550	1:03,725	0:24,481	0:20,310	0:18,934	1:02,709	0:24,046	0:19,712	0:18,951	1:03,084	0:24,529	0:19,862	0:18,693
20	1:02,933	0:24,405	0:19,939	0:18,589	1:03,677	0:24,396	0:20,470	0:18,811	1:03,006	0:24,305	0:19,962	0:18,739	1:03,509	0:24,400	0:20,105	0:19,004
21	1:03,171	0:24,328	0:19,900	0:18,943	1:03,562	0:24,479	0:20,451	0:18,632	1:04,707	0:24,945	0:20,807	0:18,955	1:02,878	0:24,266	0:19,791	0:18,821



DMSB
Internationales DMSB - Kartennen Lonato (ITA)

05-07/05/17 Ampfing
26-28/05/17 Kerpen
07-09/07/17 Wackersdorf
25-27/08/17 Wackersdorf
20-22/10/17 Lonato (ITA)

DMSB Reg.Nr. 290-2017

R 15 DKM (OK) Race 1

Die schnellsten Zeiten

Ort	Nr. Fahrername	Zeit	Streckenl.	Ø Speed
Ziel	21 Hauger,Dennis	1:01,606	1200 m	70,1 km/h
Sektion 1	66 Ferrari,Lorenzo	0:23,659	531 m	80,8 km/h
Sektion 2	71 Bulantsev,Pavel	0:19,246	390 m	73,0 km/h
Sektion 3	21 Hauger,Dennis	0:18,008	279 m	55,8 km/h

Runde	Smr.54 Rozenfeld,David RUS World Racing			Smr.82 Michelotto,Matteo ITA Chiesa Corse			Smr.64 Rosina,Michael ITA CRG Holland			Smr.43 Boedler,Cameron DEU Moch 1 Motorsport			Smr.48 Kocka,Ondrej CZE OKKART v ACR			
	theoretisch mögliche Bestzeit	Sektion 1	Sektion 2	Sektion 3	theoretisch mögliche Bestzeit	Sektion 1	Sektion 2	Sektion 3	theoretisch mögliche Bestzeit	Sektion 1	Sektion 2	Sektion 3	theoretisch mögliche Bestzeit	Sektion 1	Sektion 2	Sektion 3
1	1:02,183	0:23,842	0:19,713	0:18,375	1:02,587	0:24,041	0:19,779	0:18,584	1:02,551	0:24,059	0:19,580	0:18,710	1:02,840	0:24,117	0:19,840	0:18,625
2	1:07,444	0:26,539	0:21,447	0:19,458	1:06,869	0:25,903	0:21,112	0:19,854	1:06,186	0:25,943	0:20,868	0:19,375	1:08,129	0:25,936	0:22,518	0:19,675
3	1:04,921	0:25,076	0:20,275	0:19,570	1:04,078	0:24,221	0:20,336	0:19,521	1:03,991	0:24,403	0:20,801	0:18,787	1:04,632	0:24,774	0:20,696	0:19,162
4	1:04,090	0:24,805	0:19,961	0:19,324	1:03,504	0:24,406	0:20,031	0:19,067	1:03,643	0:24,524	0:19,794	0:19,325	1:03,633	0:24,693	0:20,123	0:18,817
5	1:03,036	0:24,453	0:19,872	0:18,711	1:03,241	0:24,253	0:20,009	0:18,979	1:03,900	0:25,066	0:19,963	0:18,871	1:03,638	0:24,816	0:20,149	0:18,673
6	1:03,112	0:24,416	0:19,837	0:18,859	1:03,684	0:24,600	0:20,023	0:19,061	1:04,333	0:24,757	0:20,093	0:19,483	1:03,516	0:24,510	0:20,197	0:18,809
7	1:02,723	0:24,236	0:19,911	0:18,576	1:04,200	0:24,884	0:20,141	0:19,175	1:04,305	0:24,538	0:20,200	0:19,567	1:03,499	0:24,178	0:19,997	0:19,324
8	1:02,406	0:24,221	0:19,810	0:18,375	1:03,412	0:24,806	0:19,807	0:18,799	1:03,126	0:24,558	0:19,673	0:18,895	1:03,377	0:24,145	0:20,496	0:18,736
9	1:03,076	0:24,350	0:20,069	0:18,657	1:02,587	0:24,041	0:19,866	0:18,680	1:02,557	0:24,074	0:19,738	0:18,745	1:02,881	0:24,162	0:19,889	0:18,830
10	1:02,448	0:23,950	0:19,974	0:18,524	1:02,654	0:24,241	0:19,829	0:18,584	1:03,159	0:24,401	0:19,580	0:19,178	1:03,296	0:24,166	0:19,971	0:19,159
11	1:03,121	0:24,535	0:19,959	0:18,627	1:02,856	0:24,156	0:19,875	0:18,825	1:03,248	0:24,392	0:19,924	0:18,932	1:03,275	0:23,975	0:19,988	0:19,312
12	1:02,183	0:23,842	0:19,713	0:18,628	1:03,669	0:24,691	0:20,009	0:18,769	1:02,551	0:24,059	0:19,782	0:18,710	1:02,736	0:24,254	0:19,675	0:18,807
13	1:02,499	0:23,979	0:20,009	0:18,511	1:02,913	0:24,097	0:19,915	0:18,901	1:02,885	0:24,244	0:19,700	0:18,941	1:02,959	0:24,219	0:19,896	0:18,844
14	1:02,900	0:24,244	0:19,833	0:18,823	1:03,809	0:24,699	0:19,904	0:19,006	1:03,990	0:24,424	0:20,055	0:19,511	1:03,509	0:24,485	0:20,140	0:18,884
15	1:02,870	0:24,327	0:19,894	0:18,649	1:03,116	0:24,254	0:19,974	0:18,888	1:03,819	0:24,951	0:20,025	0:18,843	1:02,501	0:23,966	0:19,850	0:18,685
16	1:03,035	0:24,308	0:20,039	0:18,688	1:03,399	0:24,498	0:19,896	0:19,005	1:03,600	0:24,862	0:19,869	0:18,869	1:02,974	0:24,243	0:19,928	0:18,803
17	1:02,453	0:24,175	0:19,836	0:18,442	1:03,419	0:24,245	0:20,172	0:19,002	1:03,284	0:24,571	0:19,956	0:18,757	1:03,282	0:24,179	0:19,930	0:19,173
18	1:02,633	0:24,060	0:19,875	0:18,698	1:03,823	0:25,059	0:19,779	0:18,985	1:03,024	0:24,447	0:19,664	0:18,913	1:03,582	0:24,437	0:19,950	0:19,195
19	1:03,759	0:24,153	0:19,861	0:19,745	1:03,380	0:24,641	0:19,843	0:18,896	1:03,419	0:24,553	0:19,752	0:19,114	1:03,789	0:24,959	0:19,959	0:18,871
20	1:03,579	0:24,846	0:19,868	0:18,865	1:03,146	0:24,439	0:19,905	0:18,802	1:04,046	0:24,928	0:20,149	0:18,969	1:03,913	0:24,156	0:20,961	0:18,796
21	1:03,293	0:24,416	0:20,020	0:18,857	1:03,595	0:24,973	0:19,872	0:18,750	1:03,457	0:24,326	0:19,702	0:19,429	1:02,981	0:24,234	0:20,015	0:18,732
22	1:03,940	0:24,369	0:20,519	0:19,052	1:03,701	0:24,647	0:20,002	0:19,052	1:03,703	0:24,482	0:20,245	0:18,976	1:02,667	0:24,089	0:19,832	0:18,746



DMSB
Internationales DMSB - Kartrennen Lonato (ITA)

05-07/05/17 Ampfing
26-28/05/17 Kerpen
07-09/07/17 Wackersdorf
25-27/08/17 Wackersdorf
20-22/10/17 Lonato (ITA)

DMSB Reg.Nr. 290-2017

R 15 DKM (OK) Race 1

Die schnellsten Zeiten

Ort	Nr. Fahrername	Zeit	Streckenl.	ø Speed
Ziel	21 Hauger,Dennis	1:01,606	1200 m	70,1 km/h
Sektion 1	66 Ferrari,Lorenzo	0:23,659	531 m	80,8 km/h
Sektion 2	71 Bulantsev,Pavel	0:19,246	390 m	73,0 km/h
Sektion 3	21 Hauger,Dennis	0:18,008	279 m	55,8 km/h

Runde	Smr.22 Munding,Wolran Erik DEU Kali-Kart Stern Motorsport			Smr.10 Fritsch,Valentino DEU KSM Schumacher Racing Team			Smr.18 Kacovsky,Matej CZE Solgat Motorsport			Smr.32 Liwinski,David NLD Moch 1 Motorsport			Smr.14 Tröger,Tim DEU CRG TB Racing Team		
	theoretisch mögliche Bestzeit	Sektion 2	Sektion 3	theoretisch mögliche Bestzeit	Sektion 2	Sektion 3	theoretisch mögliche Bestzeit	Sektion 2	Sektion 3	theoretisch mögliche Bestzeit	Sektion 2	Sektion 3	theoretisch mögliche Bestzeit	Sektion 2	Sektion 3
1	1:06,119	0:25,671	0:19,589	1:08,350	0:27,049	0:21,232	0:20,069	1:09,104	0:27,223	0:21,331	0:20,550	1:09,210	0:26,931	0:22,167	0:20,112
2	1:04,137	0:24,472	0:19,211	1:04,190	0:24,771	0:20,399	0:19,020	1:04,435	0:25,031	0:20,429	0:18,975	1:04,813	0:24,876	0:20,700	0:19,287
3	1:03,390	0:24,688	0:18,673	1:03,617	0:24,657	0:20,108	0:18,852	1:03,935	0:24,902	0:19,794	0:19,239	1:05,265	0:24,848	0:21,154	0:19,263
4	1:03,764	0:24,621	0:20,035	1:03,723	0:24,821	0:20,107	0:18,795	1:03,235	0:24,247	0:20,101	0:18,887	1:04,492	0:24,426	0:20,442	0:19,624
5	1:02,866	0:24,156	0:19,964	1:02,902	0:24,186	0:19,887	0:18,829	1:02,990	0:24,083	0:19,995	0:18,912	1:04,416	0:24,846	0:20,261	0:19,309
6	1:03,171	0:24,297	0:20,030	1:03,336	0:24,447	0:19,932	0:18,957	1:02,815	0:24,077	0:19,869	0:18,869	1:03,427	0:24,476	0:20,077	0:18,874
7	1:03,017	0:24,127	0:19,784	1:04,308	0:25,150	0:20,103	0:19,055	1:03,348	0:24,620	0:19,948	0:18,780	1:02,816	0:24,185	0:19,694	0:18,937
8	1:03,533	0:24,308	0:20,156	1:03,131	0:24,579	0:19,885	0:18,667	1:02,688	0:24,408	0:19,670	0:18,610	1:03,146	0:24,340	0:19,980	0:18,826
9	1:03,105	0:24,257	0:19,980	1:03,080	0:24,345	0:19,867	0:18,868	1:02,965	0:24,206	0:19,768	0:18,991	1:02,656	0:24,034	0:19,685	0:18,937
10	1:03,135	0:24,108	0:20,079	1:03,286	0:24,845	0:19,618	0:18,823	1:03,602	0:24,812	0:19,967	0:18,823	1:02,985	0:24,237	0:19,867	0:18,881
11	1:02,763	0:24,000	0:19,817	1:03,463	0:24,904	0:19,807	0:18,732	1:02,732	0:23,815	0:19,906	0:19,011	1:03,894	0:24,555	0:19,798	0:19,541
12	1:03,181	0:24,271	0:19,871	1:02,941	0:24,523	0:19,793	0:18,625	1:03,000	0:24,214	0:19,935	0:18,851	1:03,514	0:24,757	0:19,875	0:18,882
13	1:04,507	0:24,938	0:19,991	1:03,132	0:24,544	0:19,839	0:18,749	1:03,128	0:24,359	0:19,884	0:18,885	1:02,773	0:24,127	0:19,819	0:18,827
14	1:03,511	0:24,361	0:19,996	1:03,241	0:24,453	0:20,069	0:18,719	1:03,720	0:24,713	0:19,957	0:19,050	1:03,076	0:24,350	0:19,772	0:18,954
15	1:03,447	0:24,446	0:20,027	1:03,347	0:24,679	0:19,912	0:18,756	1:03,441	0:24,537	0:19,911	0:18,993	1:02,655	0:24,237	0:19,621	0:18,797
16	1:03,317	0:24,133	0:20,149	1:03,543	0:24,789	0:20,021	0:18,733	1:03,395	0:24,454	0:20,027	0:18,914	1:02,432	0:24,147	0:19,611	0:18,674
17	1:03,253	0:24,478	0:19,793	1:02,918	0:24,499	0:19,682	0:18,737	1:03,349	0:24,723	0:19,732	0:18,894	1:03,175	0:24,429	0:19,871	0:18,875
18	1:03,247	0:24,246	0:19,998	1:03,149	0:24,441	0:19,960	0:18,748	1:03,917	0:24,422	0:20,332	0:19,163	1:02,963	0:24,388	0:19,862	0:18,713
19	1:03,290	0:24,320	0:19,985	1:03,826	0:25,038	0:19,875	0:18,913	1:03,545	0:24,384	0:20,119	0:19,042	1:03,135	0:24,272	0:20,121	0:18,742
20	1:03,517	0:24,524	0:19,943	1:03,141	0:24,558	0:19,745	0:18,838	1:03,179	0:24,258	0:19,892	0:19,029	1:03,049	0:24,338	0:19,943	0:18,768
21	1:03,453	0:24,544	0:19,887	1:03,579	0:24,582	0:19,940	0:19,057	1:04,096	0:25,012	0:20,190	0:18,894	1:03,759	0:24,670	0:20,234	0:18,855



DMSB **DKM**

05-07/05/17 Ampfing
26-28/05/17 Kerpen
07-09/07/17 Wackersdorf
25-27/08/17 Wackersdorf
20-22/10/17 Lonato (ITA)

20-22/10/2017 Internationales DMSB - Kartennen Lonato (ITA)

DMSB Reg.Nr. 290-2017

R 15 DKM (OK) Race 1

Die schnellsten Zeiten			
Ort	Nr. Fahrername	Zeit	Streckenl. o Speed
Ziel	21 Hauger,Dennis	1:01,606	1200 m 70,1 km/h
Sektion 1	66 Ferrari,Lorenzo	0:23,659	531 m 80,8 km/h
Sektion 2	71 Bulantsev,Pavel	0:19,246	390 m 73,0 km/h
Sektion 3	21 Hauger,Dennis	0:18,008	279 m 55,8 km/h

Runde	Smr.86 Schulte,Maximilian DEU Solgat Motorsport			Smr.90 Deegenbeck,Patrick DEU CRG TB Racing Team			Smr.17 Füngeling,Luke DEU JS Evolution			Smr.75 Hensen,Mikkel M. DNK Racing Motor DK			Smr.19 Maisch,Luca DEU CRG TB Racing Team		
	theoretisch mögliche Bestzeit	Ziel	Sektion 3	theoretisch mögliche Bestzeit	Ziel	Sektion 3	theoretisch mögliche Bestzeit	Ziel	Sektion 3	theoretisch mögliche Bestzeit	Ziel	Sektion 3	theoretisch mögliche Bestzeit	Ziel	Sektion 3
1	1:07,538	0:26,323	0:21,461	1:09,405	0:26,608	0:22,825	1:09,972	1:08,121	0:26,857	0:21,388	0:19,876	1:09,799	0:26,648	0:22,965	0:20,186
2	1:04,591	0:24,853	0:20,527	1:05,440	0:24,989	0:21,114	1:09,337	1:06,110	0:25,291	0:21,048	0:19,771	1:05,628	0:25,371	0:21,058	0:19,199
3	1:03,893	0:24,642	0:20,331	1:05,183	0:24,630	0:21,086	0:19,467	1:05,304	0:25,420	0:20,596	0:19,288	1:05,508	0:25,204	0:20,422	0:19,882
4	1:04,516	0:25,143	0:20,351	1:04,537	0:24,524	0:20,795	0:19,218	1:04,798	0:24,662	0:20,323	0:19,813	1:04,546	0:24,584	0:20,526	0:19,436
5	1:05,128	0:25,420	0:20,804	1:04,218	0:24,548	0:20,767	0:18,903	1:04,556	0:25,000	0:20,277	0:19,279	1:04,733	0:24,642	0:20,641	0:19,450
6	1:03,964	0:24,834	0:20,086	1:03,586	0:24,146	0:20,385	0:19,055	1:04,146	0:24,599	0:20,030	0:19,517	1:04,047	0:24,734	0:20,173	0:19,140
7	1:04,379	0:24,424	0:20,675	1:03,750	0:24,431	0:20,238	0:19,081	1:03,546	0:24,317	0:20,052	0:19,177	1:03,613	0:24,771	0:20,085	0:18,757
8	1:03,599	0:24,663	0:20,184	1:03,576	0:24,219	0:20,200	0:19,157	1:03,449	0:24,604	0:19,787	0:19,058	1:04,108	0:24,699	0:20,407	0:19,002
9	1:03,691	0:24,366	0:20,247	1:03,222	0:24,148	0:20,084	0:18,990	1:03,386	0:24,516	0:19,794	0:19,076	1:03,629	0:24,262	0:20,113	0:19,254
10	1:03,903	0:24,262	0:20,374	1:03,826	0:24,302	0:20,553	0:18,971	1:03,993	0:24,632	0:20,246	0:19,115	1:03,484	0:24,613	0:19,973	0:18,898
11	1:03,607	0:24,383	0:20,105	1:03,298	0:24,232	0:20,323	0:18,743	1:03,473	0:24,610	0:19,882	0:18,981	1:04,435	0:25,057	0:20,033	0:19,345
12	1:05,182	0:24,950	0:20,915	1:04,159	0:24,379	0:20,871	0:18,909	1:04,419	0:24,824	0:20,528	0:19,067	1:03,874	0:24,449	0:20,151	0:19,274
13	1:03,404	0:24,630	0:19,837	1:04,191	0:24,803	0:20,303	0:19,085	1:04,639	0:25,234	0:20,248	0:19,157	1:03,878	0:24,665	0:20,236	0:18,977
14	1:03,849	0:24,416	0:20,332	1:04,094	0:24,845	0:20,165	0:19,084	1:04,120	0:24,947	0:20,193	0:18,980	1:03,990	0:24,624	0:20,223	0:19,143
15	1:04,125	0:24,685	0:20,344	1:03,356	0:24,217	0:20,262	0:18,877	1:03,869	0:24,852	0:19,983	0:19,034	1:03,874	0:24,389	0:20,360	0:19,125
16	1:04,263	0:24,763	0:20,590	1:03,366	0:24,501	0:20,217	0:18,648	1:03,784	0:24,653	0:20,213	0:18,918	1:03,819	0:24,611	0:19,834	0:19,374
17	1:03,712	0:24,533	0:20,002	1:03,580	0:24,571	0:19,985	0:19,024	1:04,114	0:24,326	0:20,470	0:19,318	1:03,799	0:24,405	0:20,256	0:19,138
18	1:03,651	0:24,542	0:20,007	1:03,704	0:24,329	0:20,411	0:18,964	1:03,409	0:24,400	0:20,069	0:18,940	1:04,036	0:24,859	0:19,975	0:19,202
19	1:03,697	0:24,673	0:20,003	1:03,870	0:24,442	0:20,177	0:19,251	1:03,652	0:24,703	0:20,025	0:18,924	1:04,363	0:24,805	0:20,100	0:19,458
20	1:03,899	0:24,683	0:20,179	1:03,541	0:24,160	0:20,145	0:19,236	1:03,756	0:24,391	0:20,156	0:19,209	1:03,791	0:24,655	0:19,842	0:19,294
21	1:04,157	0:24,541	0:20,464	1:03,588	0:24,406	0:20,199	0:18,983	1:03,979	0:24,606	0:20,160	0:19,213	1:03,965	0:24,418	0:20,214	0:19,333



DMSB
Internationales DMSB - Kartrennen Lonato (ITA)

05-07/05/17 Ampfing
26-28/05/17 Kerpen
07-09/07/17 Wackersdorf
25-27/08/17 Wackersdorf
20-22/10/17 Lonato (ITA)

DMSB Reg.Nr. 290-2017

R 15 DKM (OK) Race 1

Die schnellsten Zeiten

Ort	Nr. Fahrername	Zeit	Streckenl.	Ø Speed
Ziel	21 Hauger,Dennis	1:01,606	1200 m	70,1 km/h
Sektion 1	66 Ferrari,Lorenzo	0:23,659	531 m	80,8 km/h
Sektion 2	71 Bulantsev,Pavel	0:19,246	390 m	73,0 km/h
Sektion 3	21 Hauger,Dennis	0:18,008	279 m	55,8 km/h

Runde	Smr.85 Sager,Moritz AUT KSB Racing Team			Smr.40 Fusen,Jan David DEU CRG Holland			Smr.69 Orsini,Paolo ITA EMILIA KART SRL			Smr.70 Gerner,Carl-Anton DNK Chiesa Corse			Smr.30 Hansen,Mads E DNK TK RACING							
	theoretisch mögliche Bestzeit	Sektion 2	Sektion 3	theoretisch mögliche Bestzeit	Sektion 1	Sektion 2	Sektion 3	theoretisch mögliche Bestzeit	Sektion 1	Sektion 2	Sektion 3	theoretisch mögliche Bestzeit	Sektion 1	Sektion 2	Sektion 3					
1	1:09,267	0:26,281	0:22,738	0:20,248	1:09,546	0:27,065	0:22,157	0:20,324	1:08,677	0:26,502	0:22,858	0:19,317	1:06,166	0:25,922	0:20,714	0:19,530	1:09,046	0:27,086	0:22,088	0:19,872
2	1:05,431	0:25,262	0:20,863	0:19,306	1:05,469	0:25,006	0:20,855	0:19,608	1:05,782	0:25,671	0:20,777	0:19,334	1:03,924	0:24,592	0:20,302	0:19,030	1:05,880	0:25,158	0:20,981	0:19,741
3	1:04,819	0:24,809	0:20,615	0:19,395	1:05,199	0:24,804	0:21,077	0:19,318	1:05,850	0:25,651	0:21,023	0:19,176	1:03,207	0:24,022	0:20,120	0:19,065	1:05,742	0:24,885	0:21,303	0:19,554
4	1:04,561	0:24,751	0:20,724	0:19,086	1:04,307	0:24,545	0:20,565	0:19,197	1:04,510	0:25,006	0:20,542	0:18,962	1:02,755	0:24,087	0:19,901	0:18,767	1:04,306	0:24,608	0:20,544	0:19,154
5	1:05,113	0:25,654	0:20,421	0:19,038	1:04,338	0:24,910	0:20,111	0:19,317	1:05,203	0:25,520	0:20,520	0:19,163	1:02,615	0:23,903	0:20,146	0:18,566	1:04,536	0:24,851	0:20,734	0:18,951
6	1:03,618	0:24,483	0:20,233	0:18,902	1:03,967	0:24,590	0:20,069	0:19,308	1:04,481	0:24,855	0:20,475	0:19,151	1:02,814	0:24,197	0:19,961	0:18,656	1:04,379	0:24,735	0:20,672	0:18,972
7	1:03,843	0:24,675	0:20,168	0:19,000	1:04,706	0:24,882	0:20,137	0:19,687	1:04,812	0:24,986	0:20,466	0:19,360	1:02,220	0:23,767	0:19,865	0:18,588	1:04,697	0:24,622	0:20,597	0:19,478
8	1:04,292	0:24,896	0:19,996	0:19,400	1:04,865	0:25,195	0:20,432	0:19,238	1:04,403	0:24,938	0:20,357	0:19,108	1:02,608	0:24,073	0:19,996	0:18,539	1:04,958	0:24,782	0:20,520	0:19,656
9	1:03,676	0:24,466	0:20,089	0:19,121	1:04,661	0:24,880	0:20,436	0:19,345	1:04,071	0:24,885	0:20,159	0:19,027	1:02,649	0:24,157	0:19,757	0:18,735	1:03,989	0:24,359	0:20,690	0:18,940
10	1:03,753	0:24,522	0:19,932	0:19,299	1:04,228	0:24,695	0:20,422	0:19,111	1:04,676	0:24,756	0:20,744	0:19,176	1:03,531	0:24,938	0:19,974	0:18,619	1:04,309	0:24,682	0:20,733	0:18,894
11	1:04,199	0:25,100	0:19,938	0:19,161	1:03,742	0:24,445	0:20,047	0:19,250	1:04,426	0:24,965	0:20,289	0:19,172	1:03,398	0:24,217	0:20,103	0:19,078	1:03,963	0:24,852	0:20,180	0:18,931
12	1:03,683	0:24,549	0:20,094	0:19,040	1:04,077	0:24,972	0:19,955	0:19,150	1:05,125	0:24,872	0:20,996	0:19,257	1:03,499	0:24,499	0:20,067	0:18,933	1:03,871	0:24,744	0:20,201	0:18,926
13	1:04,160	0:25,065	0:20,085	0:19,010	1:03,762	0:24,759	0:19,965	0:19,038	1:04,074	0:24,921	0:20,312	0:18,841	1:03,219	0:24,399	0:20,132	0:18,688	1:04,229	0:24,537	0:20,574	0:19,118
14	1:04,030	0:24,763	0:20,013	0:19,254	1:03,604	0:24,667	0:19,909	0:19,028	1:04,309	0:24,939	0:20,427	0:18,943	1:03,583	0:24,597	0:20,255	0:18,731	1:04,677	0:25,000	0:20,501	0:19,176
15	1:04,688	0:24,887	0:20,697	0:19,104	1:05,392	0:24,626	0:21,702	0:19,064	1:03,757	0:24,597	0:20,270	0:18,890	1:04,497	0:24,623	0:20,754	0:19,120	1:04,679	0:25,099	0:20,178	0:19,402
16	1:04,697	0:25,233	0:20,096	0:19,368	1:04,283	0:24,710	0:20,252	0:19,321	1:03,818	0:24,558	0:20,341	0:18,919	1:04,679	0:25,099	0:20,175	0:19,402	1:36,709	0:24,269	0:20,255	0:52,185
17	1:04,586	0:25,007	0:20,147	0:19,432	1:04,416	0:25,016	0:20,155	0:19,245	1:04,417	0:24,814	0:20,402	0:19,201	1:36,709	0:24,269	0:20,258	0:52,185	1:04,420	0:24,630	0:20,587	0:19,203
18	1:04,383	0:24,645	0:20,460	0:19,278	1:04,114	0:24,710	0:20,082	0:19,322	1:04,089	0:24,675	0:20,564	0:18,850	1:04,402	0:24,630	0:20,587	0:19,203	1:03,457	0:24,204	0:20,231	0:19,022
19	1:04,833	0:25,189	0:20,137	0:19,507	1:04,841	0:24,935	0:20,266	0:19,640	1:04,664	0:24,625	0:21,155	0:18,884	1:03,457	0:24,204	0:20,231	0:19,022	1:04,332	0:24,551	0:20,479	0:19,302
20	1:04,141	0:24,928	0:20,147	0:19,066	1:04,257	0:25,059	0:20,028	0:19,170	1:04,014	0:24,682	0:20,384	0:18,948	1:04,332	0:24,551	0:20,479	0:19,302	1:04,332	0:24,551	0:20,479	0:19,302
21	1:04,486	0:24,907	0:20,232	0:19,347	1:04,649	0:24,900	0:20,387	0:19,362	1:04,203	0:24,719	0:20,381	0:19,103	1:04,224	0:24,747	0:20,269	0:19,208	1:04,224	0:24,747	0:20,269	0:19,208



DMSB
Internationales DMSB - Kartrennen Lonato (ITA)

05-07/05/17 Ampfing
26-28/05/17 Kerpen
07-09/07/17 Wackersdorf
25-27/08/17 Wackersdorf
20-22/10/17 Lonato (ITA)

DMSB Reg.Nr. 290-2017

R 15 DKM (OK) Race 1

Die schnellsten Zeiten

Ort	Nr. Fahrername	Zeit	Streckenl.	Ø Speed
Ziel	21 Hauger,Dennis	1:01,606	1200 m	70,1 km/h
Sektion 1	66 Ferrari,Lorenzo	0:23,659	531 m	80,8 km/h
Sektion 2	71 Bulantsev,Pavel	0:19,246	390 m	73,0 km/h
Sektion 3	21 Hauger,Dennis	0:18,008	279 m	55,8 km/h

	Smr.67 Morricone,Eduardo ITA Fusion Motorsport	Smr.76 Pollastri,Riccardo ITA EMILIA KART SRL	Smr.27 Tauscher,Alexander DEU Lonari Racing Team	Smr.78 Nielson,Nicklas DNK KSM Schumacher Racing Team	Ziel	Sektion 1	Sektion 2	Sektion 3
	theoretisch mögliche Bestzeit 1:02,906	theoretisch mögliche Bestzeit 1:04,441	theoretisch mögliche Bestzeit 1:04,311	theoretisch mögliche Bestzeit 1:01,741				
Runde 1	1:08,778 0:26,693 0:21,886 0:20,199	1:09,072 0:26,666 0:22,131 0:20,275	1:07,719 0:26,575 0:21,339 0:19,805	1:03,256 0:24,887 0:19,851 0:18,518				
Runde 2	1:05,698 0:24,819 0:21,252 0:19,627	1:06,434 0:25,824 0:20,955 0:19,655	1:05,775 0:25,640 0:20,414 0:19,721	1:03,022 0:24,694 0:19,946 0:18,382				
Runde 3	1:05,110 0:24,927 0:21,075 0:19,108	1:05,962 0:25,201 0:20,877 0:19,884	1:05,230 0:25,807 0:20,165 0:19,258	1:02,288 0:24,059 0:19,722 0:18,507				
Runde 4	1:04,501 0:24,409 0:20,714 0:19,378	1:04,441 0:24,756 0:20,427 0:19,258		1:02,263 0:23,920 0:19,756 0:18,587				
Runde 5	1:03,932 0:24,592 0:20,473 0:18,867			1:02,805 0:24,310 0:19,918 0:18,577				
Runde 6	1:03,200 0:24,308 0:20,056 0:18,836			1:02,551 0:24,020 0:19,711 0:18,820				
Runde 7	1:03,437 0:24,014 0:20,259 0:19,164			1:02,530 0:24,154 0:19,818 0:18,558				
Runde 8	1:03,792 0:24,253 0:20,340 0:19,199			1:02,740 0:24,131 0:20,273 0:18,336				
Runde 9	1:03,750 0:24,067 0:20,286 0:19,397			1:02,492 0:23,887 0:20,083 0:18,522				
Runde 10	1:06,801 0:24,529 0:22,067 0:20,205			1:03,031 0:24,615 0:20,172 0:18,244				
Runde 11				1:02,721 0:24,154 0:20,040 0:18,527				
Runde 12				1:02,210 0:23,891 0:19,779 0:18,540				
Runde 13				1:02,767 0:24,302 0:19,896 0:18,569				
Runde 14				1:02,631 0:24,297 0:20,081 0:18,253				
Runde 15				1:02,246 0:24,129 0:19,871 0:18,246				
Runde 16				1:02,018 0:24,163 0:19,674 0:18,181				
Runde 17				1:02,237 0:24,008 0:19,851 0:18,378				
Runde 18				1:02,003 0:23,972 0:19,720 0:18,311				
Runde 19				1:02,329 0:24,391 0:19,673 0:18,265				
Runde 20				1:02,135 0:23,987 0:19,790 0:18,358				
Runde 21				1:02,251 0:24,119 0:19,767 0:18,365				

R 15 DKM (OK) Race 1

Ziel		Sektion 1		Sektion 2		Sektion 3	
Fahrername	Zeit	Fahrername	Zeit	Fahrername	Zeit	Fahrername	Zeit
1 21 Hauger,Dennis	1:01,606	66 Ferrari,Lorenzo	0:23,659	71 Bulantsev,Pavel	0:19,246	21 Hauger,Dennis	0:18,008
2 71 Bulantsev,Pavel	1:01,897	70 Gerner,Carl-Anton	0:23,767	79 Marseglia,Leonardo	0:19,373	78 Nielson,Nicklas	0:18,181
3 72 Morozov,Ilya	1:01,937	18 Kacovsky,Matej	0:23,815	5 Schumacher,David	0:19,391	72 Morozov,Ilya	0:18,221
4 78 Nielson,Nicklas	1:02,003	21 Hauger,Dennis	0:23,835	1 Tonteri,Paavo	0:19,558	1 Tonteri,Paavo	0:18,267
5 5 Schumacher,David	1:02,074	54 Rozenfeld,David	0:23,842	64 Rosina,Michael	0:19,580	71 Bulantsev,Pavel	0:18,327
6 54 Rozenfeld,David	1:02,183	5 Schumacher,David	0:23,863	32 Liwinski,David	0:19,611	9 Arnold,Felix	0:18,335
7 70 Gerner,Carl-Anton	1:02,220	78 Nielson,Nicklas	0:23,887	10 Fritsch,Valentino	0:19,618	54 Rozenfeld,David	0:18,375
8 79 Marseglia,Leonardo	1:02,242	43 Boedler,Cameron	0:23,905	21 Hauger,Dennis	0:19,620	5 Schumacher,David	0:18,421
9 1 Tonteri,Paavo	1:02,326	1 Tonteri,Paavo	0:23,922	72 Morozov,Ilya	0:19,638	20 Meyer,Kilian	0:18,423
10 9 Arnold,Felix	1:02,402	72 Morozov,Ilya	0:23,939	9 Arnold,Felix	0:19,649	66 Ferrari,Lorenzo	0:18,453
11 32 Liwinski,David	1:02,432	71 Bulantsev,Pavel	0:23,997	81 Sizov,Alexsey	0:19,652	79 Marseglia,Leonardo	0:18,505
12 20 Meyer,Kilian	1:02,451	22 Munding,Wodan Erik	0:24,000	18 Kacovsky,Matej	0:19,670	70 Gerner,Carl-Anton	0:18,539
13 66 Ferrari,Lorenzo	1:02,493	9 Arnold,Felix	0:24,012	78 Nielson,Nicklas	0:19,673	82 Michelotto,Mattia	0:18,584
14 43 Boedler,Cameron	1:02,501	67 Morricone,Eduardo	0:24,014	43 Boedler,Cameron	0:19,675	18 Kacovsky,Matej	0:18,610
15 64 Rosina,Michael	1:02,551	32 Liwinski,David	0:24,034	20 Meyer,Kilian	0:19,694	48 Kocka,Ondrej	0:18,625
16 82 Michelotto,Mattia	1:02,587	82 Michelotto,Mattia	0:24,041	66 Ferrari,Lorenzo	0:19,705	10 Fritsch,Valentino	0:18,625
17 14 Tröger,Tim	1:02,656	20 Meyer,Kilian	0:24,044	54 Rozenfeld,David	0:19,713	81 Sizov,Alexsey	0:18,631
18 81 Sizov,Alexsey	1:02,673	64 Rosina,Michael	0:24,059	70 Gerner,Carl-Anton	0:19,757	90 Degenbeck,Patrick	0:18,648
19 18 Kacovsky,Matej	1:02,688	14 Tröger,Tim	0:24,076	14 Tröger,Tim	0:19,766	14 Tröger,Tim	0:18,672
20 22 Munding,Wodan Erik	1:02,763	48 Kocka,Ondrej	0:24,117	82 Michelotto,Mattia	0:19,779	22 Munding,Wodan Erik	0:18,673
21 48 Kocka,Ondrej	1:02,840	90 Degenbeck,Patrick	0:24,146	22 Munding,Wodan Erik	0:19,784	32 Liwinski,David	0:18,674
22 10 Fritsch,Valentino	1:02,902	79 Marseglia,Leonardo	0:24,158	17 Füngeling,Luke	0:19,787	43 Boedler,Cameron	0:18,685
23 67 Morricone,Eduardo	1:03,200	10 Fritsch,Valentino	0:24,186	75 Hansen,Mikkel M.	0:19,834	64 Rosina,Michael	0:18,710
24 90 Degenbeck,Patrick	1:03,222	81 Sizov,Alexsey	0:24,205	86 Schulte,Maximilian	0:19,837	86 Schulte,Maximilian	0:18,752
25 19 Maisch,Luca	1:03,351	19 Maisch,Luca	0:24,261	48 Kocka,Ondrej	0:19,840	75 Hansen,Mikkel M.	0:18,757
26 17 Füngeling,Luke	1:03,386	86 Schulte,Maximilian	0:24,262	40 Fusen,Jan David	0:19,909	67 Morricone,Eduardo	0:18,836
27 86 Schulte,Maximilian	1:03,404	75 Hansen,Mikkel M.	0:24,262	85 Sager,Moritz	0:19,932	69 Orsini,Paolo	0:18,841
28 75 Hansen,Mikkel M.	1:03,484	17 Füngeling,Luke	0:24,317	90 Degenbeck,Patrick	0:19,985	30 Hansen,Mads E	0:18,894
29 40 Fusen,Jan David	1:03,604	30 Hansen,Mads E	0:24,359	19 Maisch,Luca	0:20,015	85 Sager,Moritz	0:18,902
30 85 Sager,Moritz	1:03,618	40 Fusen,Jan David	0:24,445	67 Morricone,Eduardo	0:20,056	17 Füngeling,Luke	0:18,918
31 69 Orsini,Paolo	1:03,757	85 Sager,Moritz	0:24,466	69 Orsini,Paolo	0:20,159	19 Maisch,Luca	0:18,929
32 30 Hansen,Mads E	1:03,871	69 Orsini,Paolo	0:24,558	27 Tauscher,Alexander	0:20,165	40 Fusen,Jan David	0:19,028
33 76 Pollastri,Riccardo	1:04,441	76 Pollastri,Riccardo	0:24,756	30 Hansen,Mads E	0:20,180	76 Pollastri,Riccardo	0:19,258
34 27 Tauscher,Alexander	1:05,230	27 Tauscher,Alexander	0:24,888	76 Pollastri,Riccardo	0:20,427	27 Tauscher,Alexander	0:19,258

Strecke / track: 1200m
started: 34 not classified: 0

Doc. 44

Pos	Str. Nr.	Fahrer Driver	Nation	Bewerber/Sponsor	Nation	Chassis/Motor/Reifen	Runden Laps	Gesamtzeit Differenz	Abstand Gap	beste Runde best Lap	in R. in L.	Geschw. Speed
1	1	Tonteri, Paavo	FIN	KSM Schumacher Racing Team	DEU	Tony Kart / Vortex / Vega	9			1:00,595	9	71,3 km/h
2	78	Nielson, Nicklas	DNK	KSM Schumacher Racing Team	DEU	Tony Kart / Vortex / Vega	9	0:00,221	0:00,221	1:00,816	9	71,0 km/h
3	71	Bulantsev, Pavel	RUS	WARD RACING	SWE	Tony Kart / Vortex / Vega	10	0:00,290	0:00,069	1:00,885	6	71,0 km/h
4	79	Marseglia, Leonardo	ITA	BABY RACE ACADEMY	ITA	Tony Kart / Vortex / Vega	9	0:00,470	0:00,180	1:01,065	7	70,7 km/h
5	5	Schumacher, David	DEU	KSM Schumacher Racing Team	DEU	Tony Kart / Vortex / Vega	9	0:00,572	0:00,102	1:01,167	9	70,6 km/h
6	21	Hauger, Dennis	NOR	CRG Holland	NLD	CRG / Iame / Vega	9	0:00,725	0:00,153	1:01,320	8	70,5 km/h
7	9	Arnold, Felix	DEU	KSM Schumacher Racing Team	DEU	Tony Kart / Vortex / Vega	9	0:00,959	0:00,234	1:01,554	9	70,2 km/h
8	66	Ferrari, Lorenzo	GBR	Fusion Motorsport	GBR	EXPRIT / Vortex / Vega	9	0:01,003	0:00,044	1:01,598	7	70,1 km/h
9	32	Liowski, David	NLD	Mach 1 Motorsport	DEU	Mach 1 / Iame / Vega	9	0:01,051	0:00,048	1:01,646	8	70,1 km/h
10	64	Rosina, Michael	ITA	CRG Holland	NLD	CRG / Iame / Vega	9	0:01,076	0:00,025	1:01,671	8	70,0 km/h
11	70	Gerner, Carl-Anton	DNK	Chiesa Corse	ITA	Zanardi / Iame / Vega	9	0:01,162	0:00,086	1:01,757	7	70,0 km/h
12	90	Degenbeck, Patrick	DEU	CRG TB Racing Team	DEU	CRG / Iame / Vega	9	0:01,237	0:00,075	1:01,832	8	69,9 km/h
13	82	Michelotto, Mattia	ITA	Chiesa Corse	GBR	Zanardi / Parilla / Vega	9	0:01,288	0:00,051	1:01,883	7	69,8 km/h
14	20	Meyer, Kilian	ESP	CRG Holland	NLD	CRG / Iame / Vega	9	0:01,357	0:00,069	1:01,952	5	69,7 km/h
15	19	Maisch, Luca	DEU	CRG TB Racing Team	DEU	Zanardi / Iame / Vega	8	0:01,401	0:00,044	1:01,996	7	69,7 km/h
16	72	Morozov, Ilya	RUS	WARD RACING	SWE	Tony Kart / Vortex / Vega	9	0:01,446	0:00,045	1:02,041	9	69,6 km/h
17	27	Tauscher, Alexander	DEU	Lanari Racing Team	DEU	Zanardi / Iame / Vega	8	0:01,452	0:00,006	1:02,047	5	69,6 km/h
18	22	Munding, Wodan Erik	DEU	Kali-Kart Sterna Motorsport	DEU	Kali Kart / Iame / Vega	9	0:01,455	0:00,003	1:02,050	9	69,6 km/h
19	10	Fritsch, Valentino	DEU	KSM Schumacher Racing Team	DEU	Tony Kart / Vortex / Vega	9	0:01,644	0:00,189	1:02,239	6	69,4 km/h
20	14	Tröger, Tim	DEU	CRG TB Racing Team	DEU	CRG / Iame / Vega	9	0:01,678	0:00,034	1:02,273	8	69,4 km/h
21	48	Kocka, Ondrej	CZE	OKKART v ACR	CZE	CRG / Iame / Vega	9	0:01,690	0:00,012	1:02,285	3	69,4 km/h
22	17	Füngeling, Luke	DEU	JS Evolution	DEU	Exprit / Vortex / Vega	9	0:01,763	0:00,073	1:02,358	8	69,3 km/h
23	86	Schulte, Maximilian	DEU	Solgat Motorsport	DEU	BirelART / TM / Vega	9	0:01,879	0:00,116	1:02,474	8	69,1 km/h
24	40	Fusen, Jan David	DEU	CRG Holland	NLD	CRG / Iame / Vega	9	0:01,907	0:00,028	1:02,502	9	69,1 km/h
25	30	Hansen, Mads E	DNK	TK RACING	DNK	FA Kart / Iame / Vega	9	0:01,911	0:00,004	1:02,506	7	69,1 km/h
26	67	Morricono, Eduardo	ITA	Fusion Motorsport	GBR	EXPRIT / Vortex / Vega	9	0:02,016	0:00,105	1:02,611	7	69,0 km/h
27	85	Sager, Moritz	AUT	KSB Racing Team	AUT	Kosmic / Vortex / Vega	9	0:02,017	0:00,001	1:02,612	7	69,0 km/h
28	54	Rozenfeld, David	RUS	Ward Racing	SWE	Tony Kart / Vortex / Vega	9	0:02,032	0:00,015	1:02,627	9	69,0 km/h
29	18	Kacovsky, Matej	CZE	Solgat Motorsport	DEU	BirelART / Iame / Vega	9	0:02,279	0:00,247	1:02,874	8	68,7 km/h
30	76	Pollastri, Riccardo	ITA	EMILIA KART SRL	ITA	BirelART / IAME / Vega	9	0:02,385	0:00,106	1:02,980	9	68,6 km/h
31	81	Sizov, Alexsey	RUS	TEAM KOMAROV	RUS	Tony Kart / TM / Vega	9	0:03,185	0:00,800	1:03,780	9	67,7 km/h
32	75	Hansen, Mikkel M.	DNK	Racing Motor DK	DNK	Kali Kart / TM / Vega	8	0:03,239	0:00,054	1:03,834	6	67,7 km/h
33	43	Boedler, Cameron	DEU	Mach 1 Motorsport	DEU	Mach 1 / Iame / Vega	8	0:03,996	0:00,757	1:04,591	7	66,9 km/h
34	69	Orsini, Paolo	ITA	EMILIA KART SRL	ITA	BirelART / IAME / Vega	7	0:05,805	0:01,809	1:06,400	6	65,1 km/h

Rennleitung: Rüdiger Luth Racedirektor: Thomas Lainer
Sportkommissare: Th. Ferrero / U. Bell / H. Seidel / P. Acerbi
Techn. Kommissare: Hans-Jürgen Dangers / M. Grasshoff / C. Schmidt / D. Pietzko / M. Somera / A. Mazzanti
Zeitnahme: KART-DATA timing service Franz Schieszler / Martin Summerer



DMSB

DKM

05-07/05/17 Ampfing
26-28/05/17 Kerpen
07-09/07/17 Wackersdorf
25-27/08/17 Wackersdorf
20-22/10/17 Lonato (ITA)

20-22/10/2017 Internationales DMSB - Kartrennen Lonato (ITA)

DMSB RegNr. 290-2017

Warm Up DKM (OK)

Strecke / track: 1200 started: 34 classified: 34 not classified: 0

Fahrename Driver	Tonteri Paavo	Nielson Nicklas	Bulantsev Pavel	Marseglia Leonardo	Schumacher David	Hauger Dennis	Arnold Felix	Ferrari Lorenzo	Liwinski David	Rosina Michael	Gerner Carl-Anton	Degenbeck Patrick
schnellste Runde in Runde	1:00,595 Rn. 9	1:00,816 Rn. 9	1:00,885 Rn. 6	1:01,065 Rn. 7	1:01,167 Rn. 9	1:01,320 Rn. 8	1:01,554 Rn. 9	1:01,598 Rn. 7	1:01,646 Rn. 8	1:01,671 Rn. 8	1:01,757 Rn. 7	1:01,832 Rn. 8
Speed	71,3 km/h	71,0 km/h	71,0 km/h	70,7 km/h	70,6 km/h	70,5 km/h	70,2 km/h	70,1 km/h	70,1 km/h	70,0 km/h	70,0 km/h	69,9 km/h
Lap 1	1:02,839	1:03,720	1:02,437	1:04,601	1:03,231	1:04,558	1:05,702	1:05,472	1:03,523	1:04,441	1:04,949	1:05,726
Lap 2	1:02,558	1:02,564	1:01,727	1:03,620	1:01,979	1:02,317	1:04,567	1:03,776	1:02,974	1:02,823	1:03,025	1:05,198
Lap 3	1:01,988	1:01,882	1:01,670	1:01,433	1:01,792	1:01,575	1:03,265	1:02,381	1:02,544	1:02,520	1:02,527	1:03,401
Lap 4	1:01,833	1:01,772	1:01,460	1:01,924	1:01,414	1:29,642	1:02,570	1:02,557	1:02,673	1:02,121	1:03,525	1:03,877
Lap 5	1:01,417	1:01,017	1:00,939	1:01,376	1:01,916	1:01,478	1:02,557	1:02,333	1:02,128	1:02,636	1:02,502	1:03,266
Lap 6	1:01,699	1:00,919	1:00,885	1:01,943	1:01,906	1:01,697	1:02,207	1:01,639	1:01,787	1:01,716	1:02,470	1:02,234
Lap 7	1:01,138	1:00,872	1:01,006	1:01,065	1:03,741	1:02,272	1:02,786	1:01,598	1:02,038	1:02,356	1:01,757	1:02,382
Lap 8	1:01,299	1:01,161	1:01,006	1:01,234	1:01,278	1:01,320	1:02,557	1:01,713	1:01,646	1:01,671	1:02,193	1:01,832
Lap 9	1:00,595	1:00,816	1:01,170	1:01,179	1:01,167	1:01,620	1:01,554	1:01,885	1:01,900	1:01,967	1:01,892	1:03,036
Lap 10			1:01,289									



DMSB **DKM**

05-07/05/17 Ampfing
 26-28/05/17 Kerpen
 07-09/07/17 Wackersdorf
 25-27/08/17 Wackersdorf
 20-22/10/17 Lonato (ITA)

20-22/10/2017 Internationales DMSB - Kartrennen Lonato (ITA)

DMSB RegNr. 290-2017

Warm Up DKM (OK)

Strecke / track: 1200 started: 34 classified: 34 not classified: 0

Fahrername Driver	Michelotto Mattea	Meyer Kilian	Maisch Luca	Morozov Ilya	Tauscher Alexander	Munding Wodan Erik	Fritsch Valentino	Tröger Tim	Kocka Ondrej	Füngeling Luke	Schulte Maximilian	Fusen Jan David
schnellste Runde	1:01,883 Rn. 7	1:01,952 Rn. 5	1:01,996 Rn. 7	1:02,041 Rn. 9	1:02,047 Rn. 5	1:02,050 Rn. 9	1:02,239 Rn. 6	1:02,273 Rn. 8	1:02,285 Rn. 3	1:02,358 Rn. 8	1:02,474 Rn. 8	1:02,502 Rn. 9
Speed	69,8 km/h	69,7 km/h	69,7 km/h	69,6 km/h	69,6 km/h	69,6 km/h	69,4 km/h	69,4 km/h	69,4 km/h	69,3 km/h	69,1 km/h	69,1 km/h
Lap 1	1:05,900	1:05,259	1:07,004	1:05,497	1:12,765	1:05,331	1:05,471	1:05,125	1:04,605	1:04,499	1:08,873	1:08,371
Lap 2	1:02,941	1:03,070	1:39,716	1:04,362	1:03,617	1:03,906	1:06,195	1:03,529	1:03,203	1:02,731	1:06,044	1:05,338
Lap 3	1:03,164	1:02,420	1:03,371	1:03,093	1:02,481	1:04,898	1:03,879	1:03,092	1:02,285	1:02,510	1:04,703	1:04,161
Lap 4	1:03,544	1:02,385	1:04,057	1:03,092	1:02,169	1:04,016	1:03,403	1:02,287	1:02,543	1:02,995	1:04,153	1:04,559
Lap 5	1:02,386	1:01,952	1:04,055	1:03,077	1:02,047	1:02,953	1:02,358	1:02,509	1:03,502	1:05,042	1:04,455	1:04,671
Lap 6	1:02,721	1:02,574	1:02,500	1:02,893	1:03,328	1:02,765	1:02,239	1:03,015	1:02,591	1:02,492	1:02,800	1:04,050
Lap 7	1:01,883	1:02,370	1:01,996	1:03,114	1:02,119	1:02,523	1:02,696	1:02,591	1:03,770	1:02,634	1:02,929	1:03,721
Lap 8	1:02,377	1:02,162	1:02,518	1:02,295	1:02,253	1:02,269	1:02,800	1:02,273	1:03,797	1:02,358	1:02,474	1:03,027
Lap 9	1:02,772	1:02,001		1:02,041		1:02,050	1:03,749	1:02,951	1:03,204	1:03,334	1:02,776	1:02,502
Lap 10												



DMSB Internationales DMSB - Kartrennen Lonato (ITA) 

20-22/10/2017

05-07/05/17 Ampfing
 26-28/05/17 Kerpen
 07-09/07/17 Wackersdorf
 25-27/08/17 Wackersdorf
 20-22/10/17 Lonato (ITA)

DMSB RegNr. 290-2017

Warm Up DKM (OK)

Strecke / track: 1200 started: 34 classified: 34 not classified: 0

Fahrername Driver	Hansen Mads E	Morritone Eduardo	Sager Moritz	Rozenfeld David	Kacovsky Matej	Pollastri Riccardo	Sizov Alexsey	Hansen Mikkel M.	Boedler Cameron	Orsini Paolo
schnellste Runde	1:02,506 Rn. 7	1:02,611 Rn. 7	1:02,612 Rn. 7	1:02,627 Rn. 9	1:02,874 Rn. 8	1:02,980 Rn. 9	1:03,780 Rn. 9	1:03,834 Rn. 6	1:04,591 Rn. 7	1:06,400 Rn. 6
Speed	69,1 km/h	69,0 km/h	69,0 km/h	69,0 km/h	68,7 km/h	68,6 km/h	67,7 km/h	67,7 km/h	66,9 km/h	65,1 km/h
Lap 1	1:07,695	1:08,297	1:07,309	1:39,305	1:04,293	1:07,390	1:06,982	1:05,464	1:06,861	1:09,645
Lap 2	1:03,884	1:05,481	1:05,977	1:04,330	1:05,053	1:04,473	1:05,249	1:04,349	1:06,584	1:06,639
Lap 3	1:03,376	1:04,328	1:04,279	1:04,255	1:03,892	1:03,841	1:03,868	1:04,084	1:05,576	1:07,817
Lap 4	1:02,740	1:04,092	1:03,803	1:03,127	1:03,910	1:03,351	1:04,578	1:03,870	1:05,441	1:08,459
Lap 5	1:02,519	1:03,339	1:03,399	1:03,158	1:03,237	1:04,809	1:03,834	1:03,837	1:04,902	1:06,681
Lap 6	1:02,568	1:03,474	1:02,766	1:03,028	1:03,635	1:04,860	1:04,064	1:03,834	1:04,978	1:06,400
Lap 7	1:02,506	1:02,611	1:02,612	1:03,098	1:03,186	1:05,316	1:04,756	1:04,358	1:04,591	1:07,238
Lap 8	1:02,908	1:03,689	1:02,817	1:02,764	1:02,874	1:03,222	1:04,413	1:04,086	1:43,555	
Lap 9	1:02,699	1:04,011	1:02,617	1:02,627	1:03,589	1:02,980	1:03,780			
Lap 10										



DMSB
Internationales DMSB - Kartrennen Lonato (ITA)

20-22/10/2017

05-07/05/17 Ampfing
26-28/05/17 Kerpen
07-09/07/17 Wackersdorf
25-27/08/17 Wackersdorf
20-22/10/17 Lonato (ITA)

DMSB Reg.Nr. 290-2017

Warm Up DKM (OK)

Die schnellsten Zeiten

Ort	Nr. Fahrername	Zeit	Streckenl.	Ø Speed
Ziel	1 Tonteri,Paavo	1:00,595	1200 m	71,3 km/h
Sektion 1	1 Tonteri,Paavo	0:23,476	531 m	81,4 km/h
Sektion 2	71 Bulantsev,Pavel	0:19,017	390 m	73,8 km/h
Sektion 3	78 Nielson,Nicklas	0:17,891	279 m	56,1 km/h

Runde	Smr.1 Tonteri,Paavo FIN KSM Schumacher Racing Team			Smr.78 Nielson,Nicklas DNK KSM Schumacher Racing Team			Smr.71 Bulantsev,Pavel RUS WARD RACING			Smr.79 Marsaglia,Leonardo ITA BABY RACE ACADEMY			Smr.5 Schumacher,David DEU KSM Schumacher Racing Team							
	theoretisch mögliche Bestzeit	Sektion 1	Sektion 2	Sektion 3	theoretisch mögliche Bestzeit	Sektion 1	Sektion 2	Sektion 3	theoretisch mögliche Bestzeit	Sektion 1	Sektion 2	Sektion 3	theoretisch mögliche Bestzeit	Sektion 1	Sektion 2	Sektion 3				
1	1:02,839	0:24,138	0:20,047	0:18,654	1:03,720	0:24,674	0:20,377	0:18,669	1:02,437	0:24,246	0:19,710	0:18,481	1:04,601	0:25,476	0:20,212	0:18,913	1:03,231	0:24,556	0:20,016	0:18,659
2	1:02,558	0:24,182	0:19,813	0:18,563	1:02,564	0:24,110	0:19,931	0:18,523	1:01,727	0:23,981	0:19,409	0:18,337	1:03,620	0:24,843	0:20,248	0:18,529	1:01,979	0:23,749	0:19,715	0:18,515
3	1:01,988	0:23,861	0:19,726	0:18,401	1:01,882	0:23,975	0:19,649	0:18,258	1:01,670	0:24,023	0:19,322	0:18,325	1:01,433	0:23,762	0:19,222	0:18,449	1:01,792	0:23,952	0:19,596	0:18,244
4	1:01,833	0:24,045	0:19,415	0:18,373	1:01,772	0:23,935	0:19,619	0:18,218	1:01,460	0:23,725	0:19,502	0:18,233	1:01,924	0:24,057	0:19,162	0:18,705	1:01,414	0:23,590	0:19,647	0:18,177
5	1:01,417	0:23,868	0:19,188	0:18,361	1:01,017	0:23,762	0:19,326	0:17,929	1:00,939	0:23,727	0:19,079	0:18,133	1:01,376	0:23,683	0:19,056	0:18,637	1:01,916	0:23,948	0:19,363	0:18,605
6	1:01,699	0:23,974	0:19,564	0:18,161	1:00,919	0:23,634	0:19,207	0:18,078	1:00,885	0:23,595	0:19,108	0:18,182	1:01,943	0:24,450	0:19,131	0:18,362	1:01,906	0:24,034	0:19,366	0:18,506
7	1:01,138	0:23,652	0:19,241	0:18,245	1:00,872	0:23,738	0:19,243	0:17,891	1:01,006	0:23,692	0:19,017	0:18,297	1:01,065	0:23,816	0:19,155	0:18,094	1:03,741	0:23,945	0:21,302	0:18,494
8	1:01,299	0:23,873	0:19,347	0:18,079	1:01,161	0:23,991	0:19,177	0:17,993	1:01,006	0:23,713	0:19,030	0:18,263	1:01,234	0:23,777	0:19,075	0:18,382	1:01,278	0:23,794	0:19,192	0:18,292
9	1:00,595	0:23,476	0:19,210	0:17,909	1:00,816	0:23,549	0:19,250	0:18,017	1:01,170	0:23,935	0:19,021	0:18,214	1:01,179	0:23,915	0:19,145	0:18,119	1:01,167	0:23,730	0:19,233	0:18,204
10									1:01,289	0:23,700	0:19,214	0:18,375								



DMSB

20-22/10/2017 Internationales DMSB - Kartrennen Lonato (ITA)

05-07/05/17 Ampfing
 26-28/05/17 Kerpen
 07-09/07/17 Wackersdorf
 25-27/08/17 Wackersdorf
 20-22/10/17 Lonato (ITA)

DMSB Reg.Nr. 290-2017

Warm Up DKM (OK)

Die schnellsten Zeiten			
Ort	Nr. Fahrername	Zeit	Streckenl. ø Speed
Ziel	1 Tonteri,Paavo	1:00,595	1200 m 71,3 km/h
Sektion 1	1 Tonteri,Paavo	0:23,476	581 m 81,4 km/h
Sektion 2	71 Bulantsev,Pavel	0:19,017	390 m 73,8 km/h
Sektion 3	78 Nielson,Nicklas	0:17,891	279 m 56,1 km/h

Runde	Smr.21 Hauger,Dennis NOR CRG Holland			Smr.9 Arnold,Felix DEU KSM Schumacher Racing Team			Smr.66 Ferrari,Lorenzo GBR Fusion Motorsport			Smr.32 Liwinski,David NLD Mach 1 Motorsport			Smr.64 Rosina,Michael ITA CRG Holland					
	theoretisch mögliche Bestzeit	Sektion 2	Sektion 3	theoretisch mögliche Bestzeit	Sektion 2	Sektion 3	theoretisch mögliche Bestzeit	Sektion 1	Sektion 2	Sektion 3	theoretisch mögliche Bestzeit	Sektion 1	Sektion 2	Sektion 3	theoretisch mögliche Bestzeit	Sektion 1	Sektion 2	Sektion 3
1	1:04,558	0:25,523	0:20,224	0:18,811	0:18,811	0:18,811	1:05,702	0:25,837	0:21,023	0:18,842	1:03,523	0:24,591	0:19,932	0:19,000	1:04,441	0:25,378	0:20,131	0:18,932
2	1:02,317	0:24,141	0:19,786	0:18,390	0:18,390	0:18,390	1:04,567	0:24,543	0:20,994	0:19,030	1:02,974	0:24,371	0:19,693	0:18,910	1:02,823	0:24,419	0:19,666	0:18,738
3	1:01,575	0:23,583	0:19,466	0:18,526	0:18,526	0:18,663	1:03,265	0:24,417	0:20,185	0:18,663	1:02,381	0:24,274	0:19,916	0:18,191	1:02,544	0:24,236	0:19,589	0:18,719
4	1:29,642	0:50,061	0:21,096	0:18,485	0:18,485	0:18,646	1:02,570	0:23,955	0:19,969	0:18,646	1:02,557	0:24,303	0:19,851	0:18,403	1:02,673	0:24,103	0:19,717	0:18,853
5	1:01,478	0:23,650	0:19,572	0:18,256	0:18,256	0:18,726	1:02,557	0:23,878	0:19,953	0:18,726	1:02,333	0:24,162	0:19,854	0:18,317	1:02,128	0:23,749	0:19,565	0:18,814
6	1:01,697	0:23,553	0:19,522	0:18,622	0:18,622	0:18,539	1:02,207	0:23,955	0:19,713	0:18,539	1:01,639	0:23,975	0:19,398	0:18,266	1:01,787	0:23,624	0:19,452	0:18,711
7	1:02,272	0:24,757	0:19,297	0:18,218	0:18,218	0:19,073	1:02,786	0:23,842	0:19,871	0:19,073	1:01,598	0:23,873	0:19,496	0:18,229	1:02,038	0:23,954	0:19,464	0:18,620
8	1:01,320	0:23,736	0:19,358	0:18,226	0:18,226	0:18,574	1:02,557	0:23,980	0:20,003	0:18,574	1:01,713	0:24,139	0:19,663	0:17,911	1:01,646	0:23,658	0:19,421	0:18,567
9	1:01,620	0:23,540	0:19,313	0:18,767	0:18,767	0:17,926	1:01,554	0:23,912	0:19,716	0:17,926	1:01,885	0:23,941	0:19,542	0:18,402	1:01,900	0:23,945	0:19,356	0:18,599
10																		



DMSB
Internationales DMSB - Kartrennen Lonato (ITA)

05-07/05/17 Ampfing
26-28/05/17 Kerpen
07-09/07/17 Wackersdorf
25-27/08/17 Wackersdorf
20-22/10/17 Lonato (ITA)

DMSB Reg.Nr. 290-2017

Warm Up DKM (OK)

Die schnellsten Zeiten				
Ort	Nr. Fahrername	Zeit	Streckenl.	ø Speed
Ziel	1 Tonteri,Paavo	1:00,595	1200 m	71,3 km/h
Sektion 1	1 Tonteri,Paavo	0:23,476	581 m	81,4 km/h
Sektion 2	71 Bulantsev,Pavel	0:19,017	390 m	73,8 km/h
Sektion 3	78 Nielson,Nicklas	0:17,891	279 m	56,1 km/h

Runde	Stm.70 Gerner,Carl-Anton DNK Chiesa Corse			Stm.82 Michelotto,Mattia ITA Chiesa Corse			Stm.90 Degenbeck,Patrick DEU CRG TB Racing Team			Stm.20 Meyer,Kilian ESP CRG Holland			Stm.19 Maisch,Luca DEU CRG TB Racing Team			
	theoretisch mögliche Bestzeit	Sektion 1	Sektion 2	Sektion 3	theoretisch mögliche Bestzeit	Sektion 1	Sektion 2	Sektion 3	theoretisch mögliche Bestzeit	Sektion 1	Sektion 2	Sektion 3	theoretisch mögliche Bestzeit	Sektion 1	Sektion 2	Sektion 3
Runde 1	1:04,949	0:25,407	0:20,827	0:18,715	1:05,726	0:25,524	0:20,810	0:19,392	1:05,259	0:25,272	0:21,010	0:18,977	1:07,004	0:25,458	0:22,030	0:19,516
Runde 2	1:03,025	0:24,119	0:20,472	0:18,434	1:05,198	0:24,454	0:20,301	0:20,443	1:03,070	0:24,078	0:20,041	0:18,951	1:09,716	1:00,415	0:20,620	0:18,681
Runde 3	1:02,527	0:23,726	0:19,798	0:19,003	1:03,401	0:24,545	0:20,064	0:18,792	1:02,420	0:24,069	0:19,740	0:18,611	1:03,371	0:24,444	0:19,984	0:18,943
Runde 4	1:03,525	0:23,938	0:20,448	0:19,139	1:03,877	0:24,113	0:20,132	0:19,632	1:02,385	0:23,999	0:19,801	0:18,585	1:04,057	0:24,000	0:21,266	0:18,791
Runde 5	1:02,502	0:24,072	0:19,877	0:18,553	1:03,266	0:24,571	0:19,874	0:18,821	1:02,386	0:24,139	0:19,533	0:18,714	1:04,055	0:24,342	0:20,045	0:19,668
Runde 6	1:02,470	0:24,267	0:19,842	0:18,361	1:02,234	0:23,982	0:19,870	0:18,382	1:02,721	0:24,339	0:19,760	0:18,622	1:02,500	0:24,236	0:19,767	0:18,497
Runde 7	1:01,757	0:23,592	0:19,593	0:18,572	1:02,382	0:23,911	0:19,798	0:18,673	1:02,574	0:23,884	0:20,045	0:18,645	1:02,500	0:24,236	0:19,767	0:18,497
Runde 8	1:02,193	0:24,204	0:19,612	0:18,377	1:01,832	0:23,962	0:19,598	0:18,272	1:02,370	0:24,341	0:19,659	0:18,370	1:02,162	0:23,788	0:19,630	0:18,578
Runde 9	1:01,892	0:23,733	0:19,622	0:18,537	1:03,036	0:24,110	0:19,883	0:19,043	1:02,377	0:24,343	0:19,470	0:18,564	1:02,001	0:23,937	0:19,696	0:18,558
Runde 10					1:03,036	0:24,110	0:19,883	0:19,043	1:02,772	0:24,366	0:19,456	0:18,950	1:02,001	0:23,825	0:19,609	0:18,567



DMSB
Internationales DMSB - Kartrennen Lonato (ITA)
20-22/10/2017

05-07/05/17 Ampfing
26-28/05/17 Kerpen
07-09/07/17 Wackersdorf
25-27/08/17 Wackersdorf
20-22/10/17 Lonato (ITA)

DMSB Reg.Nr. 290-2017

Warm Up DKM (OK)

Die schnellsten Zeiten			
Ort	Nr. Fahrername	Zeit	Streckenl. ø Speed
Ziel	1 Tomteri,Paavo	1:00,595	1200 m 71,3 km/h
Sektion 1	1 Tomteri,Paavo	0:23,476	581 m 81,4 km/h
Sektion 2	71 Bulantsev,Pavel	0:19,017	390 m 73,8 km/h
Sektion 3	78 Nielson,Nicklas	0:17,891	279 m 56,1 km/h

Runde	Smr.72 Morozov,Ilya RUS WARD RACING		Smr.27 Tauscher,Alexander DEU Lanart Racing Team		Smr.22 Munding,Wodan Erik DEU Kali-Kart Stern Motorsport		Smr.10 Fritsch,Valentino DEU KSM Schumacher Racing Team		Smr.14 Tröger,Tim DEU CRG TB Racing Team			
	theoretisch mögliche Bestzeit	Ziel	theoretisch mögliche Bestzeit	Ziel	theoretisch mögliche Bestzeit	Ziel	theoretisch mögliche Bestzeit	Ziel	theoretisch mögliche Bestzeit	Ziel		
Runde 1	1:05,497	0:25,306	0:20,892	0:19,299	1:12,765	0:31,143	0:21,015	0:20,607	1:05,125	0:25,117	0:20,836	0:19,172
Runde 2	1:04,362	0:25,373	0:20,213	0:18,776	1:03,617	0:24,681	0:19,844	0:19,092	1:03,529	0:24,550	0:20,050	0:18,929
Runde 3	1:03,093	0:24,287	0:20,030	0:18,776	1:02,481	0:24,368	0:19,465	0:18,648	1:03,092	0:24,156	0:19,983	0:18,953
Runde 4	1:03,092	0:24,138	0:19,999	0:18,955	1:02,169	0:23,942	0:19,597	0:18,630	1:02,287	0:23,871	0:19,712	0:18,704
Runde 5	1:03,077	0:24,313	0:19,821	0:18,943	1:02,047	0:24,046	0:19,465	0:18,536	1:02,509	0:24,281	0:19,404	0:18,824
Runde 6	1:02,893	0:24,048	0:19,940	0:18,905	1:03,328	0:24,151	0:20,571	0:18,606	1:03,015	0:24,171	0:19,560	0:19,284
Runde 7	1:03,114	0:24,424	0:19,717	0:18,973	1:02,119	0:24,033	0:19,422	0:18,664	1:02,591	0:24,252	0:19,712	0:18,627
Runde 8	1:02,295	0:24,019	0:19,521	0:18,755	1:02,253	0:24,014	0:19,683	0:18,556	1:02,273	0:24,167	0:19,631	0:18,475
Runde 9	1:02,041	0:23,806	0:19,376	0:18,859	1:02,041	0:23,806	0:19,376	0:18,859	1:02,951	0:23,978	0:20,339	0:18,634
Runde 10												



DMSB
Internationales DMSB - Kartrennen Lonato (ITA)

05-07/05/17 Ampfing
26-28/05/17 Kerpen
07-09/07/17 Wackersdorf
25-27/08/17 Wackersdorf
20-22/10/17 Lonato (ITA)

DMSB Reg.Nr. 290-2017

Warm Up DKM (OK)

Die schnellsten Zeiten				
Ort	Nr. Fahrername	Zeit	Streckenl.	Ø Speed
Ziel	1 Tomteri,Paavo	1:00,595	1200 m	71,3 km/h
Sektion 1	1 Tomteri,Paavo	0:23,476	531 m	81,4 km/h
Sektion 2	71 Bulantsev,Pavel	0:19,017	390 m	73,8 km/h
Sektion 3	78 Nielson,Nicklas	0:17,891	279 m	56,1 km/h

Runde	Smr.48. Kocka,Ondrej CZE OKKART v ACR			Smr.17. Füngeling,Luke DEU JS Evolution			Smr.86. Schulte,Maximilian DEU Solgat Motorsport			Smr.40. Fusen,Jan David DEU CRG Holland			Smr.30. Hansen,Mads E DNK TK RACING			
	theoretisch mögliche Bestzeit	Ziel	Sektion	theoretisch mögliche Bestzeit	Ziel	Sektion	theoretisch mögliche Bestzeit	Ziel	Sektion	theoretisch mögliche Bestzeit	Ziel	Sektion	theoretisch mögliche Bestzeit	Ziel	Sektion	
Runde 1	1:04,605	0:25,355	0:20,287	0:18,963	1:04,499	0:25,099	0:20,383	0:19,017	1:08,873	0:26,518	0:21,971	0:20,384	1:07,695	0:26,572	0:22,054	0:19,069
Runde 2	1:03,203	0:24,392	0:20,087	0:18,724	1:02,731	0:24,201	0:19,990	0:18,540	1:06,044	0:25,685	0:20,561	0:19,798	1:03,884	0:24,364	0:20,768	0:18,752
Runde 3	1:02,285	0:24,017	0:19,667	0:18,601	1:02,510	0:24,217	0:19,818	0:18,475	1:04,703	0:25,022	0:20,686	0:18,995	1:03,376	0:24,839	0:20,013	0:18,524
Runde 4	1:02,543	0:24,470	0:19,518	0:18,555	1:02,995	0:24,169	0:19,810	0:19,016	1:04,153	0:25,236	0:20,278	0:18,639	1:02,740	0:23,957	0:19,970	0:18,813
Runde 5	1:03,502	0:24,233	0:20,503	0:18,766	1:05,042	0:23,838	0:22,214	0:18,990	1:04,455	0:24,441	0:20,278	0:19,736	1:02,519	0:23,817	0:20,005	0:18,697
Runde 6	1:02,591	0:24,107	0:19,868	0:18,616	1:02,492	0:23,911	0:19,813	0:18,768	1:02,800	0:24,653	0:19,850	0:18,297	1:02,568	0:23,964	0:20,155	0:18,449
Runde 7	1:03,770	0:24,805	0:19,899	0:19,066	1:02,634	0:23,973	0:19,971	0:18,690	1:02,929	0:24,417	0:19,959	0:18,553	1:02,506	0:24,074	0:19,884	0:18,548
Runde 8	1:03,797	0:24,914	0:19,879	0:19,004	1:02,358	0:23,849	0:19,790	0:18,719	1:02,474	0:24,196	0:19,666	0:18,612	1:02,908	0:24,449	0:19,979	0:18,480
Runde 9	1:03,204	0:24,678	0:20,138	0:18,388	1:03,334	0:24,360	0:20,129	0:18,845	1:02,776	0:24,218	0:20,064	0:18,494	1:02,699	0:23,886	0:20,020	0:18,793
Runde 10																



DMSB
Internationales DMSB - Kartrennen Lonato (ITA)

05-07/05/17 Ampfing
26-28/05/17 Kerpen
07-09/07/17 Wackersdorf
25-27/08/17 Wackersdorf
20-22/10/17 Lonato (ITA)

DMSB Reg.Nr. 290-2017

Warm Up DKM (OK)

Die schnellsten Zeiten

Ort	Nr. Fahrername	Zeit	Streckenl.	Ø Speed
Ziel	1 Tonteri,Paavo	1:00,595	1200 m	71,3 km/h
Sektion 1	1 Tonteri,Paavo	0:23,476	531 m	81,4 km/h
Sektion 2	71 Bulantsev,Pavel	0:19,017	390 m	73,8 km/h
Sektion 3	78 Nielson,Nicklas	0:17,891	279 m	56,1 km/h

Runde	Smr.67 Morricone,Eduardo ITA Fusion Motorsport			Smr.85 Sager,Moritz AUT KSB Racing Team			Smr.54 Rozenfeld,David RUS Ward Racing			Smr.18 Kacovsky,Matej CZE Solgat Motorsport			Smr.76 Pollastri,Riccardo ITA EMILIA KART SRL						
	theoretisch mögliche Bestzeit	Sektion 2	Sektion 3	theoretisch mögliche Bestzeit	Sektion 2	Sektion 3	theoretisch mögliche Bestzeit	Sektion 1	Sektion 2	Sektion 3	theoretisch mögliche Bestzeit	Sektion 1	Sektion 2	Sektion 3	theoretisch mögliche Bestzeit	Sektion 1	Sektion 2	Sektion 3	
Runde 1	1:08,297	0:26,613	0:19,820	1:07,309	0:27,143	0:21,111	0:19,055	1:39,305	0:58,989	0:21,181	0:19,135	1:04,293	0:24,892	0:20,406	0:18,995	1:07,390	0:26,463	0:21,501	0:19,426
Runde 2	1:05,481	0:25,202	0:20,807	1:05,977	0:26,434	0:20,467	0:19,076	1:04,330	0:25,075	0:20,216	0:19,039	1:05,053	0:24,517	0:20,531	0:20,005	1:04,473	0:25,045	0:20,356	0:19,072
Runde 3	1:04,328	0:24,637	0:20,785	1:04,279	0:25,531	0:20,001	0:18,747	1:04,255	0:25,061	0:20,151	0:19,043	1:03,892	0:24,607	0:20,013	0:19,272	1:03,841	0:24,908	0:19,981	0:18,952
Runde 4	1:04,092	0:24,348	0:20,493	1:03,803	0:25,017	0:19,872	0:18,914	1:03,127	0:24,654	0:19,643	0:18,830	1:03,910	0:24,595	0:20,319	0:18,996	1:03,351	0:24,266	0:20,249	0:18,836
Runde 5	1:03,339	0:24,280	0:19,889	1:03,399	0:24,801	0:19,860	0:18,738	1:03,158	0:24,649	0:19,651	0:18,858	1:03,237	0:24,110	0:19,944	0:19,183	1:04,809	0:24,726	0:20,513	0:19,570
Runde 6	1:03,474	0:24,589	0:20,043	1:02,766	0:24,457	0:19,724	0:18,585	1:03,028	0:24,544	0:19,544	0:18,940	1:03,635	0:24,231	0:19,973	0:19,431	1:04,860	0:24,622	0:20,895	0:19,343
Runde 7	1:02,611	0:23,971	0:19,786	1:02,612	0:24,362	0:19,589	0:18,661	1:03,098	0:24,600	0:19,620	0:18,878	1:03,186	0:24,357	0:20,023	0:18,806	1:05,316	0:25,187	0:20,311	0:19,818
Runde 8	1:03,689	0:24,316	0:20,202	1:02,817	0:24,322	0:19,726	0:18,769	1:02,764	0:24,272	0:19,583	0:18,909	1:02,874	0:24,165	0:19,887	0:18,822	1:03,222	0:24,687	0:19,893	0:18,642
Runde 9	1:04,011	0:24,462	0:20,064	1:02,617	0:24,447	0:19,627	0:18,543	1:02,627	0:24,275	0:19,364	0:18,988	1:03,589	0:24,295	0:20,494	0:18,800	1:02,980	0:24,162	0:20,076	0:18,742
Runde 10																			



DMSB
Internationales DMSB - Kartrennen Lonato (ITA)

05-07/05/17 Ampfing
26-28/05/17 Kerpen
07-09/07/17 Wackersdorf
25-27/08/17 Wackersdorf
20-22/10/17 Lonato (ITA)

DMSB Reg.Nr. 290-2017

Warm Up DKM (OK)

Die schnellsten Zeiten				
Ort	Nr. Fahrername	Zeit	Streckenl.	Ø Speed
Ziel	1 Tonteri,Paavo	1:00,595	1200 m	71,3 km/h
Sektion 1	1 Tonteri,Paavo	0:23,476	531 m	81,4 km/h
Sektion 2	71 Bulantsev,Pavel	0:19,017	390 m	73,8 km/h
Sektion 3	78 Nielson,Nicklas	0:17,891	279 m	56,1 km/h

Runde	Smr.81 Sizov,Alexsey RUS TEAM KOMAROV		Smr.75 Hansen,Mikkel M. DNK Racing Motor DK		Smr.43 Boedler,Cameron DEU Mach 1 Motorsport		Smr.69 Orsini,Paolo ITA EMILIA KART SRL	
	theoretisch mögliche Bestzeit	Ziel	theoretisch mögliche Bestzeit	Ziel	theoretisch mögliche Bestzeit	Ziel	theoretisch mögliche Bestzeit	Ziel
Runde 1	1:06,982	0:26,046	0:21,551	0:19,385	0:20,563	0:19,263	0:27,701	0:21,327
Runde 2	1:05,249	0:25,394	0:20,689	0:19,166	0:20,222	0:18,957	0:26,336	0:20,885
Runde 3	1:03,868	0:24,525	0:20,099	0:19,244	0:25,038	0:19,149	0:26,073	0:22,160
Runde 4	1:04,578	0:25,346	0:20,366	0:18,866	0:24,856	0:19,174	0:26,685	0:22,948
Runde 5	1:03,834	0:24,670	0:20,316	0:18,848	0:25,064	0:19,513	0:25,983	0:20,617
Runde 6	1:04,064	0:24,626	0:20,349	0:19,089	0:24,884	0:19,780	0:25,523	0:21,019
Runde 7	1:04,756	0:25,458	0:19,960	0:19,338	0:24,783	0:20,301	0:25,685	0:21,252
Runde 8	1:04,413	0:24,633	0:20,067	0:19,713	0:24,086	0:20,328	0:25,685	0:21,252
Runde 9	1:03,780	0:24,572	0:20,100	0:19,108				
Runde 10								

Warm Up DKM (OK)

Ziel		Sektion 1		Sektion 2		Sektion 3	
Fahrername	Zeit	Fahrername	Zeit	Fahrername	Zeit	Fahrername	Zeit
1 1 Tonteri,Paavo	1:00,595	1 Tonteri,Paavo	0:23,476	71 Bulantsev,Pavel	0:19,017	78 Nielson,Nicklas	0:17,891
2 78 Nielson,Nicklas	1:00,816	21 Hauger,Dennis	0:23,540	64 Rosina,Michael	0:19,017	1 Tonteri,Paavo	0:17,909
3 71 Bulantsev,Pavel	1:00,885	78 Nielson,Nicklas	0:23,549	79 Marsaglia,Leonardo	0:19,056	66 Ferrari,Lorenzo	0:17,911
4 79 Marsaglia,Leonardo	1:01,065	5 Schumacher,David	0:23,590	78 Nielson,Nicklas	0:19,177	9 Arnold,Felix	0:17,926
5 5 Schumacher,David	1:01,167	70 Gerner,Carl-Anton	0:23,592	1 Tonteri,Paavo	0:19,188	79 Marsaglia,Leonardo	0:18,094
6 21 Hauger,Dennis	1:01,320	71 Bulantsev,Pavel	0:23,595	5 Schumacher,David	0:19,192	71 Bulantsev,Pavel	0:18,133
7 9 Arnold,Felix	1:01,554	20 Meyer,Kilian	0:23,605	21 Hauger,Dennis	0:19,297	5 Schumacher,David	0:18,177
8 66 Ferrari,Lorenzo	1:01,598	32 Liwinski,David	0:23,624	32 Liwinski,David	0:19,356	21 Hauger,Dennis	0:18,218
9 32 Liwinski,David	1:01,646	79 Marsaglia,Leonardo	0:23,683	54 Rozenfeld,David	0:19,364	64 Rosina,Michael	0:18,257
10 64 Rosina,Michael	1:01,671	22 Munding,Wodan Erik	0:23,732	72 Morozov,Ilya	0:19,376	90 Degenbeck,Patrick	0:18,272
11 70 Gerner,Carl-Anton	1:01,757	19 Maisch,Luca	0:23,788	66 Ferrari,Lorenzo	0:19,398	86 Schulte,Maximilian	0:18,297
12 90 Degenbeck,Patrick	1:01,832	82 Michelotto,Mattia	0:23,792	14 Träger,Tim	0:19,404	70 Gerner,Carl-Anton	0:18,361
13 82 Michelotto,Mattia	1:01,883	72 Morozov,Ilya	0:23,806	82 Michelotto,Mattia	0:19,413	20 Meyer,Kilian	0:18,367
14 20 Meyer,Kilian	1:01,952	30 Hansen,Mads E	0:23,817	27 Tauscher,Alexander	0:19,422	48 Kocka,Ondrej	0:18,388
15 19 Maisch,Luca	1:01,996	17 Füngeling,Luke	0:23,838	75 Hansen,Mikkel M.	0:19,513	30 Hansen,Mads E	0:18,449
16 72 Morozov,Ilya	1:02,041	9 Arnold,Felix	0:23,842	48 Kocka,Ondrej	0:19,518	14 Träger,Tim	0:18,475
17 27 Tauscher,Alexander	1:02,047	14 Träger,Tim	0:23,871	10 Fritsch,Valentino	0:19,546	17 Füngeling,Luke	0:18,475
18 22 Munding,Wodan Erik	1:02,050	66 Ferrari,Lorenzo	0:23,873	40 Fusen,Jan David	0:19,585	10 Fritsch,Valentino	0:18,491
19 10 Fritsch,Valentino	1:02,239	90 Degenbeck,Patrick	0:23,911	85 Sager,Moritz	0:19,589	19 Maisch,Luca	0:18,497
20 14 Träger,Tim	1:02,273	27 Tauscher,Alexander	0:23,942	70 Gerner,Carl-Anton	0:19,593	27 Tauscher,Alexander	0:18,536
21 48 Kocka,Ondrej	1:02,285	67 Morrione,Eduardo	0:23,971	90 Degenbeck,Patrick	0:19,598	85 Sager,Moritz	0:18,543
22 17 Füngeling,Luke	1:02,358	48 Kocka,Ondrej	0:24,017	20 Meyer,Kilian	0:19,609	82 Michelotto,Mattia	0:18,564
23 86 Schulte,Maximilian	1:02,474	64 Rosina,Michael	0:24,062	19 Maisch,Luca	0:19,630	32 Liwinski,David	0:18,567
24 40 Fusen,Jan David	1:02,502	18 Kacovsky,Matej	0:24,110	86 Schulte,Maximilian	0:19,666	22 Munding,Wodan Erik	0:18,593
25 30 Hansen,Mads E	1:02,506	10 Fritsch,Valentino	0:24,125	22 Munding,Wodan Erik	0:19,671	76 Pollastri,Riccardo	0:18,642
26 67 Morrione,Eduardo	1:02,611	76 Pollastri,Riccardo	0:24,162	9 Arnold,Felix	0:19,713	40 Fusen,Jan David	0:18,660
27 85 Sager,Moritz	1:02,612	86 Schulte,Maximilian	0:24,196	67 Morrione,Eduardo	0:19,786	72 Morozov,Ilya	0:18,755
28 54 Rozenfeld,David	1:02,627	40 Fusen,Jan David	0:24,233	17 Füngeling,Luke	0:19,790	18 Kacovsky,Matej	0:18,800
29 18 Kacovsky,Matej	1:02,874	54 Rozenfeld,David	0:24,272	30 Hansen,Mads E	0:19,884	54 Rozenfeld,David	0:18,830
30 76 Pollastri,Riccardo	1:02,980	85 Sager,Moritz	0:24,322	18 Kacovsky,Matej	0:19,887	67 Morrione,Eduardo	0:18,842
31 81 Sizov,Alexsey	1:03,780	81 Sizov,Alexsey	0:24,525	76 Pollastri,Riccardo	0:19,893	81 Sizov,Alexsey	0:18,848
32 75 Hansen,Mikkel M.	1:03,834	75 Hansen,Mikkel M.	0:24,588	81 Sizov,Alexsey	0:19,960	75 Hansen,Mikkel M.	0:18,957
33 43 Boedler,Cameron	1:04,591	43 Boedler,Cameron	0:24,915	43 Boedler,Cameron	0:20,103	43 Boedler,Cameron	0:19,063
34 69 Orsini,Paolo	1:06,400	69 Orsini,Paolo	0:25,523	69 Orsini,Paolo	0:20,617	69 Orsini,Paolo	0:19,418

Ranking Heats DKM (OK)

Strecke / track: 1200m

schnellste Rennrunde gefahren von Matej Kacovsky aus Lauf 1 / Runde 6 in 0:46,515

Doc. 39

Pos	Str. Nr.	Fahrer Driver	NAT	Bewerber/Sponsor	B-NAT	Chassis/Motor/Reifen	Punkte Points	Abstand Gap	Quali Pos	Last Heat	Punkte Points	Rn. Lp	Zeit Time	schnellste Runde fastest Lap	in Runde in Lap
1	5	Schumacher, David	DEU	KSM Schumacher Racing Team	DEU	Tony Kart / Vortex / Vega	0		1	2 1 0 3 1 0	13	13	10:15,862 10:12,899	0:46,628 0:46,706	10 12
2	21	Hauger, Dennis	NOR	CRG Holland	NLD	CRG / Iame / Vega	2	2	2	1 1 0 3 2 2	13	13	10:11,492 10:13,705	0:46,634 0:46,760	8 10
3	78	Nielson, Nicklas	DNK	KSM Schumacher Racing Team	DEU	Tony Kart / Vortex / Vega	5	3	7	2 2 2 3 3 3	13	13	10:16,177 10:15,973	0:46,633 0:46,870	10 9
4	1	Tonteri, Paavo	FIN	KSM Schumacher Racing Team	DEU	Tony Kart / Vortex / Vega	6	1	11	1 2 2 3 4 4	13	13	10:12,950 10:17,926	0:46,533 0:46,639	9 8
5	20	Meyer, Kilian	ESP	CRG Holland	NLD	CRG / Iame / Vega	8	2	9	1 3 3 2 5 5	13	13	10:13,753 10:17,685	0:46,533 0:46,654	8 11
6	54	Rozenfeld, David	RUS	Ward Racing	SWE	Tony Kart / Vortex / Vega	10	2	4	2 4 4 3 6 6	13	13	10:17,477 10:18,332	0:46,703 0:46,893	11 9
7	9	Arnold, Felix	DEU	KSM Schumacher Racing Team	DEU	Tony Kart / Vortex / Vega	11	1	13	2 6 6 3 5 5	13	13	10:17,843 10:18,069	0:46,718 0:46,954	12 6
8	72	Morozov, Ilya	RUS	WARD RACING	SWE	Tony Kart / Vortex / Vega	12	1	3	1 4 4 2 8 8	13	13	10:14,416 10:19,347	0:46,579 0:46,748	7 9
9	81	Sizov, Alexsey	RUS	TEAM KOMAROV	RUS	Tony Kart / TM / Vega	13	1	17	1 6 6 3 7 7	13	13	10:15,720 10:18,659	0:46,516 0:46,658	8 7
10	43	Boedler, Cameron	DEU	Mach 1 Motorsport	DEU	Mach 1 / Iame / Vega	16	3	10	2 7 7 3 9 9	13	13	10:18,283 10:22,168	0:46,856 0:47,029	11 8
11	70	Gerner, Carl-Anton	DNK	Chiesa Corse	ITA	Zanardi / Iame / Vega	19	3	8	1 11 11 3 8 8	13	13	10:19,149 10:21,416	0:46,607 0:46,666	12 12
12	71	Bulantsev, Pavel	RUS	WARD RACING	SWE	Tony Kart / Vortex / Vega	21	2	23	1 7 7 3 14 14	13	13	10:16,152 10:24,846	0:46,557 0:46,891	9 9
13	64	Rosina, Michael	ITA	CRG Holland	NLD	CRG / Iame / Vega	21	0	25	2 9 9 3 12 12	13	13	10:20,706 10:24,254	0:46,776 0:47,118	7 11
14	86	Schulte, Maximilian	DEU	Solgat Motorsport	DEU	BirelART / TM / Vega	23	2	12	1 12 12 2 11 11	13	13	10:19,721 10:23,137	0:46,609 0:46,713	10 11
15	27	Tauscher, Alexander	DEU	Lanari Racing Team	DEU	Zanardi / Iame / Vega	23	0	15	1 9 9 2 14 14	13	13	10:18,857 10:24,809	0:46,732 0:46,625	7 10
16	10	Fritsch, Valentino	DEU	KSM Schumacher Racing Team	DEU	Tony Kart / Vortex / Vega	25	2	16	2 10 10 3 15 15	13	13	10:22,819 10:24,931	0:46,832 0:46,877	10 9
17	18	Kacovsky, Matej	CZE	Solgat Motorsport	DEU	BirelART / Iame / Vega	25	0	21	1 13 13 2 12 12	13	13	10:20,251 10:23,199	0:46,515 0:46,712	6 10
18	22	Munding, Wodan Erik	DEU	Kali-Kart Stern Motorsport	DEU	Kali Kart / Iame / Vega	28	3	27	1 10 10 2 18 18	13	13	10:19,112 10:28,944	0:46,672 0:46,904	7 10
19	19	Maisch, Luca	DEU	CRG TB Racing Team	DEU	Zanardi / Iame / Vega	31	3	29	1 15 15 3 16 16	13	13	10:21,064 10:26,195	0:46,675 0:46,844	11 12
20	82	Michelotto, Mattia	ITA	Chiesa Corse	GBR	Zanardi / Parilla / Vega	32	1	6	1 29 29 2 3 3	13	13	1:39,754 10:16,996	0:48,115 0:46,738	2 7
21	17	Füngeling, Luke	DEU	JS Evolution	DEU	Exprit / Vortex / Vega	32	0	22	2 19 19 3 13 13	13	13	10:29,491 10:24,679	0:46,828 0:47,025	10 11
22	14	Tröger, Tim	DEU	CRG TB Racing Team	DEU	CRG / Iame / Vega	34	2	18	1 5 5 2 29 29	13	-	10:15,328 0:02,333	0:46,588 -	10 -
23	67	Morricono, Eduardo	ITA	Fusion Motorsport	GBR	EXPRIT / Vortex / Vega	34	0	26	1 17 17 3 17 17	13	13	10:23,145 10:26,431	0:46,706 0:46,803	10 10
24	30	Hansen, Mads E	DNK	TK RACING	DNK	FA Kart / Iame / Vega	34	0	28	2 15 15 3 19 19	13	13	10:25,508 10:31,040	0:46,986 0:47,156	12 12
25	40	Fusen, Jan David	DEU	CRG Holland	NLD	CRG / Iame / Vega	34	0	31	2 16 16 3 18 18	13	13	10:27,146 10:30,585	0:46,841 0:47,047	10 13
26	76	Pollastri, Riccardo	ITA	EMILIA KART SRL	ITA	BirelART / IAME / Vega	34	0	32	1 14 14 3 20 20	13	13	10:20,601 10:31,422	0:46,723 0:47,325	10 13
27	79	Marseglia, Leonardo	ITA	BABY RACE ACADEMY	ITA	Tony Kart / Vortex / Vega	38	4	5	1 28 28 3 10 10	2	13	1:39,213 10:22,382	0:48,101 0:46,838	2 8
28	12	Van Berlo, Glenn	NLD	CRG Keijzer Racing	NLD	CRG / Iame / Vega	39	1	14	1 8 8 3 30 31	13	-	10:17,522 -	0:46,673 -	8 -
29	32	Liwinski, David	NLD	Mach 1 Motorsport	DEU	Mach 1 / Iame / Vega	39	0	20	1 16 16 3 23 23	13	13	10:21,734 10:35,566	0:46,812 0:47,168	12 12
30	90	Degenbeck, Patrick	DEU	CRG TB Racing Team	DEU	CRG / Iame / Vega	39	0	33	1 22 22 2 17 17	13	13	10:35,815 10:28,865	0:47,114 0:46,970	7 12
31	75	Hansen, Mikkel M.	DNK	Racing Motor DK	DNK	Kali Kart / TM / Vega	40	1	36	1 27 27 2 13 13	11	13	8:55,569 10:24,797	0:47,072 0:46,815	7 12
32	66	Ferrari, Lorenzo	GBR	Fusion Motorsport	GBR	EXPRIT / Vortex / Vega	41	1	19	2 30 30 3 11 11	-	13	0:02,475 10:23,863	- 0:46,856	- 7
33	85	Sager, Moritz	AUT	KSB Racing Team	AUT	Kosmic / Vortex / Vega	41	0	35	1 20 20 3 21 21	13	13	10:29,965 10:32,698	0:47,271 0:47,453	8 11
34	48	Kocka, Ondrej	CZE	OKKART v ACR	CZE	CRG / Iame / Vega	42	1	24	1 18 18 2 24 24	13	13	10:24,520 10:32,986	0:46,958 0:47,206	10 12
35	69	Orsini, Paolo	ITA	EMILIA KART SRL	ITA	BirelART / IAME / Vega	45	3	34	2 21 21 3 24 24	13	13	10:30,186 10:36,995	0:47,118 0:47,413	12 12
36	47	Pytlík, Marek	CZE	OKKART v ACR	CZE	CRG / Iame / Vega	46	1	44	1 24 24 3 22 22	13	13	10:38,380 10:34,549	0:47,881 0:47,730	10 12
37	77	Pedersen, Nicolai	DNK	Brian Pedersen	DNK	Kosmic / Vortex / Vega	47	1	37	2 22 22 3 25 25	13	13	10:30,664 10:43,027	0:46,827 0:47,167	12 8

Ranking Heats DKM (OK)

Strecke / track: 1200m

schnellste Rennrunde gefahren von Matej Kacovsky aus Lauf 1 / Runde 6 in 0:46,515

Doc. 39

Pos	Str. Nr.	Fahrer / Driver	NAT	Bewerber/Sponsor	B-NAT	Chassis/Motor/Reifen	Punkte Points	Abstand Gap	Quali POS	Last Pos Heat	Punkte Points	Rn. Lp	Zeit Time	schnellste Runde fastest Lap	Runde in Lap
38	87	Pavlicek, Matej	CZE	VMS RACING	CZE	Praga / TM / Vega	47	0	38	1 19 19 3 28 28	13	5	10:25,235 4:08,211	0:47,012 0:47,744	7 3
39	34	Pros, Frantisek	CZE	VMS RACING	CZE	Praga / TM / Vega	47	0	41	1 21 21 3 26 26	13	10	10:34,252 10:35,438	0:47,390 0:47,604	11 9
40	80	Armellin, Andrea	ITA	Ward Racing	SWE	Tony Kart / Vortex / Vega	49	2	42	1 26 26 2 23 23	13	13	10:40,648 10:31,086	0:48,064 0:47,013	6 12
41	31	Dörr, Phil	DEU	CRG TB Racing Team	DEU	Zanardi / Iame / Vega	49	0	43	2 20 20 3 29 29	13	-	10:29,740 0:03,793	0:47,158 -	12 -
42	25	Wlömer, Luka	DEU	Mach 1 Motorsport	DEU	Mach 1 / Iame / Vega	50	1	39	1 23 23 2 27 27	13	13	10:38,255 10:40,879	0:47,186 0:47,586	10 7
43	16	Weber, Marcel	DEU	Mach 1 Motorsport	DEU	Mach 1 / Rexon / Vega	51	1	45	1 25 25 2 26 26	13	13	10:39,239 10:39,938	0:47,773 0:47,889	13 9
44	88	Schmidli, Titus	CHE	Forza Racing	GBR	OTK / TM / Vega	52	1	40	2 25 25 3 27 27	13	6	10:33,698 5:02,252	0:47,261 0:47,499	12 4
45	7	Thaqi, Kristian	KOS	Valier Motorsport	DEU	Sodi / Iame / Vega	58	6	30	1 30 30 2 28 28	1	5	0:56,576 4:14,681	0:53,150 0:47,450	1 5

Rennleitung: Rüdiger Luth Racedirektor: Thomas Lainer

Sportkommissare: Th. Ferrero / U. Bell / H. Seidel / P. Acerbi

Techn. Kommissare: Hans-Jürgen Dangers / M. Grasshoff / C. Schmidt / D. Pietzko / M. Somera / A. Mazzanti

Zeitnahme: KART-DATA timing service Franz Schieszler / Martin Summerer

Sirecke / track: 1200m class: DKM (OK)
 started: 29 classified: 29 not classified: 0 not started: 1

NEU - 2 - NEW

fastest Lap Tonteri, Paavo at: 0:46,639
 Doc. 37.2

Pos	Stf. Nr.	Fahrer Driver	Nation	Bewerber/Sponsor	Nation	Chassis/Motor/Reifen	Points	Runden Laps	Gesamtzeit Differenz	Abstand Gap	beste Runde best Lap	in R. in L.	n Geschw. o Speed	
1	5	Schumacher, David	DEU	KSM Schumacher Racing Team	DEU	Tony Kart / Vortex / Vega	0	13	10:12,899		0:46,706	12	91,6 km/h 92,5 km/h	
2	21	Hauger, Dennis	NOR	CRG Holland	NLD	CRG / lame / Vega	2	13	10:13,705	0:00,806	0:46,760	10	91,5 km/h 92,4 km/h	
3	78	Nielson, Nicklas	DNK	KSM Schumacher Racing Team	DEU	Tony Kart / Vortex / Vega	3	13	10:15,973	0:03,074	0:46,870	9	91,2 km/h 92,2 km/h	
4	1	Tonteri, Paavo	FIN	KSM Schumacher Racing Team	DEU	Tony Kart / Vortex / Vega	4	13	10:17,926	0:05,027	0:01,953	0:46,639	8	90,9 km/h 92,6 km/h
5	9	Arnold, Felix	DEU	KSM Schumacher Racing Team	DEU	Tony Kart / Vortex / Vega	5	13	10:18,069	0:05,170	0:00,143	0:46,954	6	90,9 km/h 92 km/h
6	54	Rozenfeld, David	RUS	Ward Racing	SWE	Tony Kart / Vortex / Vega	6	13	10:18,332	0:05,433	0:00,263	0:46,893	9	90,8 km/h 92,1 km/h
7	81	Sizov, Alexsey	RUS	TEAM KOMAROV	RUS	Tony Kart / TM / Vega	7	13	10:18,659	0:05,760	0:00,327	0:46,658	7	90,8 km/h 92,6 km/h
8	70	Gerner, Carl-Anton	DNK	Chiesa Corse	ITA	Zanardi / lame / Vega	8	13	10:21,416	0:08,517	0:02,757	0:46,666	12	90,4 km/h 92,6 km/h
9	43	Boedler, Cameron	DEU	Mach 1 Motorsport	DEU	Mach 1 / lame / Vega	9	13	10:22,168	0:09,269	0:00,752	0:47,029	8	90,3 km/h 91,9 km/h
10	79	Marseglia, Leonardo	ITA	BABY RACE ACADEMY	ITA	Tony Kart / Vortex / Vega	10	13	10:22,382	0:09,483	0:00,214	0:46,838	8	90,2 km/h 92,2 km/h
11	66	Ferrari, Lorenzo	GBR	Fusion Motorsport	GBR	EXPRIT / Vortex / Vega	11	13	10:23,863	0:10,964	0:01,481	0:46,856	7	90 km/h 92,2 km/h
12	64	Rosina, Michael	ITA	CRG Holland	NLD	CRG / lame / Vega	12	13	10:24,254	0:11,355	0:00,391	0:47,118	11	90 km/h 91,7 km/h
13	17	Füngeling, Luke	DEU	JS Evolution	DEU	Exprit / Vortex / Vega	13	13	10:24,679	0:11,780	0:00,425	0:47,025	11	89,9 km/h 91,9 km/h
14	71	Bulantsev, Pavel	RUS	WARD RACING	SWE	Tony Kart / Vortex / Vega	14	13	10:24,846	0:11,947	0:00,167	0:46,891	9	89,9 km/h 92,1 km/h
15	10	Fritsch, Valentino	DEU	KSM Schumacher Racing Team	DEU	Tony Kart / Vortex / Vega	15	13	10:24,931	0:12,032	0:00,085	0:46,877	9	89,9 km/h 92,2 km/h
16	19	Maisch, Luca	DEU	CRG TB Racing Team	DEU	Zanardi / lame / Vega	16	13	10:26,195	0:13,296	0:01,264	0:46,844	12	89,7 km/h 92,2 km/h
17	67	Morricone, Eduardo	ITA	Fusion Motorsport	GBR	EXPRIT / Vortex / Vega	17	13	10:26,431	0:13,532	0:00,236	0:46,803	10	89,7 km/h 92,3 km/h
18	40	Fusen, Jan David	DEU	CRG Holland	NLD	CRG / lame / Vega	18	13	10:30,585	0:17,686	0:04,154	0:47,047	13	89,1 km/h 91,8 km/h
19	30	Hansen, Mads E	DNK	TK RACING	DNK	FA Kart / lame / Vega	19	13	10:31,040	0:18,141	0:00,455	0:47,156	12	89 km/h 91,6 km/h
20	76	Pollastri, Riccardo	ITA	EMILIA KART SRL	ITA	BirelART / IAME / Vega	20	13	10:31,422	0:18,523	0:00,382	0:47,325	13	88,9 km/h 91,3 km/h
21	85	Sager, Moritz	AUT	KSB Racing Team	AUT	Kosmic / Vortex / Vega	21	13	10:32,698	0:19,799	0:01,276	0:47,453	11	88,8 km/h 91 km/h
22	47	Pylik, Marek	CZE	OKKART v ACR	CZE	CRG / lame / Vega	22	13	10:34,549	0:21,650	0:01,851	0:47,730	12	88,5 km/h 90,5 km/h
23	32	Liwinski, David	NLD	Mach 1 Motorsport	DEU	Mach 1 / lame / Vega	23	13	10:35,566	0:22,667	0:01,017	0:47,168	12	88,4 km/h 91,6 km/h
24	69	Orsini, Paolo	ITA	EMILIA KART SRL	ITA	BirelART / IAME / Vega	24	13	10:36,995	0:24,096	0:01,429	0:47,413	12	88,2 km/h 91,1 km/h
25	77	Pedersen, Nicolai	DNK	Brian Pedersen	DNK	Kosmic / Vortex / Vega	25	13	10:43,027	0:30,128	0:06,032	0:47,167	8	87,3 km/h 91,6 km/h
26	34	Pros, Frantisek	CZE	VMS RACING	CZE	Praga / TM / Vega	26	10	10:35,438	3 R	3 R	0:47,604	9	68 km/h 90,7 km/h
27	88	Schmidli, Titus	CHE	Forza Racing	GBR	OTK / TM / Vega	27	6	5:02,252	7 R	4 R	0:47,499	4	85,8 km/h 90,9 km/h
28	87	Pavlicek, Matej	CZE	VMS RACING	CZE	Praga / TM / Vega	28	5	4:08,211	8 R	1 R	0:47,744	3	87 km/h 90,5 km/h
29	31	Dörr, Phil	DEU	CRG TB Racing Team	DEU	Zanardi / lame / Vega	29	0	0:03,793	13 R	5 R			
the following drivers did not start.														
12		Van Berlo, Glenn	NLD					31						

SiNr. 70,32,69 5 sec penalty Frontfairing
 SiNr. 69 5 sec penalty overtaking under yellow

Rennleitung: Rüdiger Luth Racedirektor: Thomas Lainer
 Sportkommissare: Th. Ferrero / U. Bell / H. Seidel / P. Acerbi
 Techn. Kommissare: Hans-Jürgen Dangers / M. Grasshoff / C. Schmidt / D. Pietzko / M. Somera / A. Mazzanti
 Zeitnahme: KART-DATA timing service Franz Schieszler / Martin Summerer

Zeitnahme / timekeeping
 control
 Franz Schieszler
 Aushangzeit



DMSB Internationales **DMSB - Kartrennen Lonato (ITA)** 

20-22/10/2017

05-07/05/17 Ampfing
 26-28/05/17 Kerpen
 07-09/07/17 Wackersdorf
 25-27/08/17 Wackersdorf
 20-22/10/17 Lonato (ITA)

DMSB RegNr. 290-2017

R 11 DKM (OK) Heat 3 A < > B

Strecke / track: 1200

Fahrername Driver	Schumacher David	Hauger Dennis	Nielson Nicklas	Tonteri Paavo	Arnold Felix	Rozenfeld David	Sizov Alexsey	Gerner Carl-Anton	Boedler Cameron	Marseglia Leonardo	Ferrari Lorenzo	Rosina Michael
schnellste Runde in Runde	0:46,706 Rn. 12	0:46,760 Rn. 10	0:46,870 Rn. 9	0:46,639 Rn. 8	0:46,954 Rn. 6	0:46,893 Rn. 9	0:46,658 Rn. 7	0:46,666 Rn. 12	0:47,029 Rn. 8	0:46,838 Rn. 8	0:46,856 Rn. 7	0:47,118 Rn. 11
Speed	92,5 km/h	92,4 km/h	92,2 km/h	92,6 km/h	92,0 km/h	92,1 km/h	92,6 km/h	92,6 km/h	91,9 km/h	92,2 km/h	92,2 km/h	91,7 km/h
Lap 1	0:48,279	0:48,667	0:49,148	0:51,391	0:49,340	0:49,219	0:50,650	0:50,681	0:49,644	0:51,391	0:49,959	0:51,773
Lap 2	0:47,351	0:47,418	0:48,119	0:47,647	0:48,099	0:48,419	0:47,737	0:47,550	0:48,289	0:47,953	0:47,736	0:48,380
Lap 3	0:47,035	0:47,182	0:47,278	0:47,856	0:47,548	0:47,362	0:48,146	0:47,742	0:48,671	0:47,942	0:48,381	0:47,420
Lap 4	0:46,935	0:47,062	0:47,135	0:47,375	0:47,108	0:47,172	0:47,325	0:46,933	0:47,663	0:48,203	0:46,981	0:47,698
Lap 5	0:46,841	0:47,035	0:46,982	0:47,026	0:47,037	0:47,002	0:46,917	0:46,828	0:47,695	0:47,291	0:46,864	0:48,823
Lap 6	0:46,928	0:46,946	0:46,934	0:46,738	0:46,954	0:46,962	0:46,815	0:46,849	0:47,078	0:47,012	0:46,967	0:47,201
Lap 7	0:46,768	0:46,913	0:46,970	0:46,751	0:47,017	0:47,023	0:46,658	0:46,806	0:47,074	0:47,140	0:46,856	0:47,334
Lap 8	0:47,004	0:46,844	0:46,890	0:46,639	0:47,154	0:47,179	0:46,727	0:46,902	0:47,029	0:46,838	0:46,858	0:47,149
Lap 9	0:46,754	0:46,776	0:46,870	0:47,042	0:47,183	0:46,893	0:47,319	0:46,875	0:47,096	0:46,919	0:47,944	0:47,226
Lap 10	0:46,905	0:46,760	0:46,874	0:46,935	0:47,015	0:47,373	0:47,634	0:46,936	0:47,075	0:46,873	0:47,551	0:47,119
Lap 11	0:46,761	0:46,790	0:46,929	0:46,659	0:47,175	0:47,163	0:46,871	0:46,756	0:47,300	0:47,123	0:48,050	0:47,118
Lap 12	0:46,706	0:46,779	0:46,945	0:46,821	0:46,954	0:47,812	0:46,770	0:46,666	0:48,406	0:48,577	0:48,729	0:47,166
Lap 13	0:46,930	0:46,772	0:46,952	0:46,831	0:47,383	0:46,913	0:46,782	0:46,760	0:47,131	0:47,078	0:48,645	0:47,199

DMSB DKM

20-22/10/2017 Internationales DMSB - Kartrennen Lonato (ITA)

DMSB Reg.Nr. 290-2017

R 11 DKM (OK) Heat 3 A < > B

Strecke / track: 1200

05-07/05/17 Ampfing
26-28/05/17 Kerpen
07-09/07/17 Wackersdorf
25-27/08/17 Wackersdorf
20-22/10/17 Lonato (ITA)

Fahrername Driver	Füngling Luke	Bulantsev Pavel	Fritsch Valentino	Maisch Luca	Morricone Eduardo	Fusen Jan David	Hansen Mads E	Pollastri Riccardo	Sager Moritz	Pytlík Marek	Liwinski David	Orsini Paolo
schnellste Runde	0:47,025 Rn. 11	0:46,891 Rn. 9	0:46,877 Rn. 9	0:46,844 Rn. 12	0:46,803 Rn. 10	0:47,047 Rn. 13	0:47,156 Rn. 12	0:47,325 Rn. 13	0:47,453 Rn. 11	0:47,730 Rn. 12	0:47,168 Rn. 12	0:47,413 Rn. 12
Speed	91,9 km/h	92,1 km/h	92,2 km/h	92,2 km/h	92,3 km/h	91,8 km/h	91,6 km/h	91,3 km/h	91,0 km/h	90,5 km/h	91,6 km/h	91,1 km/h
Lap 1	0:51,120	0:52,402	0:49,909	0:52,670	0:52,608	0:52,462	0:51,744	0:51,895	0:54,630	0:53,469	0:51,646	0:52,817
Lap 2	0:48,541	0:48,282	0:48,437	0:48,044	0:48,786	0:48,470	0:48,403	0:49,202	0:48,740	0:49,384	0:47,826	0:48,530
Lap 3	0:47,484	0:47,855	0:48,384	0:47,593	0:47,620	0:47,597	0:47,491	0:47,607	0:48,218	0:48,329	0:47,437	0:48,028
Lap 4	0:47,938	0:47,359	0:48,814	0:47,228	0:47,426	0:48,410	0:47,548	0:48,604	0:47,874	0:48,062	0:48,193	0:47,877
Lap 5	0:48,640	0:48,894	0:49,397	0:49,375	0:48,397	0:47,782	0:50,128	0:48,537	0:47,981	0:48,186	0:49,565	0:49,168
Lap 6	0:47,302	0:47,931	0:48,030	0:49,028	0:49,240	0:48,943	0:50,337	0:48,442	0:48,360	0:48,088	0:49,999	0:48,642
Lap 7	0:47,357	0:47,244	0:47,481	0:47,697	0:48,423	0:48,518	0:47,695	0:48,598	0:47,864	0:48,082	0:48,183	0:47,774
Lap 8	0:47,152	0:46,907	0:46,976	0:47,084	0:47,007	0:47,883	0:47,957	0:47,894	0:47,696	0:48,085	0:47,725	0:48,117
Lap 9	0:47,110	0:46,891	0:46,877	0:46,911	0:46,878	0:47,641	0:47,273	0:47,600	0:47,634	0:47,965	0:47,975	0:47,594
Lap 10	0:47,293	0:46,995	0:47,093	0:47,012	0:46,803	0:48,209	0:47,888	0:47,805	0:47,779	0:47,952	0:47,677	0:47,791
Lap 11	0:47,025	0:47,017	0:47,065	0:46,961	0:46,805	0:47,277	0:47,361	0:47,758	0:47,453	0:47,877	0:47,254	0:47,505
Lap 12	0:47,136	0:47,030	0:47,115	0:46,844	0:46,836	0:47,117	0:47,156	0:47,355	0:47,717	0:47,730	0:47,168	0:47,413
Lap 13	0:48,007	0:47,453	0:47,080	0:46,996	0:46,923	0:47,047	0:47,224	0:47,325	0:47,784	0:47,772	0:47,419	0:47,441



DMSB
Internationales DMSB - Kartrennen Lonato (ITA)

05-07/05/17 Ampfing
26-28/05/17 Kerpen
07-09/07/17 Wackersdorf
25-27/08/17 Wackersdorf
20-22/10/17 Lonato (ITA)

DMSB Reg.Nr. 290-2017

R 11 DKM (OK) Heat 3 A < > B

Strecke / track: 1200

Fahrername Driver	Pedersen Nicolai	Pros Frantisek	Schmidli Titus	Pavlicek Matej	Dörr Phil
schnellste Runde in Runde	0:47,167 Rn. 8	0:47,604 Rn. 9	0:47,499 Rn. 4	0:47,744 Rn. 3	
Speed	91,6 km/h	90,7 km/h	90,9 km/h	90,5 km/h	
Lap 1	0:53,874	0:53,452	0:53,027	0:52,573	
Lap 2	0:48,626	0:48,686	0:49,449	0:48,723	
Lap 3	0:47,751	0:47,799	0:47,860	0:47,744	
Lap 4	0:47,357	0:47,620	0:47,499	0:48,042	
Lap 5	0:48,542	0:48,060	0:48,288	0:48,043	
Lap 6	0:58,437	1:20,617	0:52,492		
Lap 7	0:47,674	0:48,385			
Lap 8	0:47,167	2:42,206			
Lap 9	0:47,288	0:47,604			
Lap 10	0:47,266	0:47,746			
Lap 11	0:47,921				
Lap 12	0:49,036				
Lap 13	0:48,583				

DMSB **DKM**

Internationales DMSB - Kartrennen Lonato (ITA)

20-22/10/2017

05-07/05/17 Ampfing

26-28/05/17 Kerpen

07-09/07/17 Wackersdorf

25-27/08/17 Wackersdorf

20-22/10/17 Lonato (ITA)

DMSB Reg.Nr. 290-2017

R 11 DKM (OK) Heat 3 A < > B

Die schnellsten Zeiten

Ort	Nr. Fahrername	Zeit	Streckenl.	Ø Speed
Ziel	1 Tonteri,Paavo	0:46,639	1200 m	92,6 km/h
Sektion 1	70 Geimer,Carl-Antron	0:18,286	531 m	104,5 km/h
Sektion 2	1 Tonteri,Paavo	0:14,348	390 m	97,9 km/h
Sektion 3	81 Sizov,Alexsey	0:13,870	279 m	72,4 km/h

Runde	Smr.5 Schumacher,David DEU KSM Schumacher Racing Team			Smr.21 Hauger,Dennis NOR CRG Holland			Smr.78 Nielson,Nicklas DNK KSM Schumacher Racing Team			Smr.1 Tonteri,Paavo FIN KSM Schumacher Racing Team			Smr.9 Arnold,Felix DEU KSM Schumacher Racing Team			
	theoretisch mögliche Bestzeit	Ziel	Sektion 3	theoretisch mögliche Bestzeit	Ziel	Sektion 3	theoretisch mögliche Bestzeit	Ziel	Sektion 3	theoretisch mögliche Bestzeit	Ziel	Sektion 3	theoretisch mögliche Bestzeit	Ziel	Sektion 3	
Runde 1	0:46,706	0:18,373	0:14,403	0:46,760	0:18,318	0:14,429	0:46,870	0:18,453	0:14,443	0:46,639	0:18,297	0:14,348	0:46,954	0:18,429	0:14,384	0:13,909
Runde 2	0:48,279	0:19,326	0:14,799	0:48,667	0:19,406	0:14,908	0:49,148	0:19,618	0:15,070	0:46,659	0:18,379	0:14,379	0:49,340	0:20,035	0:14,978	0:14,327
Runde 3	0:47,035	0:18,459	0:14,532	0:47,182	0:18,462	0:14,563	0:47,278	0:18,586	0:14,565	0:46,821	0:18,393	0:14,408	0:48,099	0:18,808	0:14,994	0:14,297
Runde 4	0:46,935	0:18,484	0:14,430	0:47,062	0:18,472	0:14,538	0:47,135	0:18,557	0:14,528	0:46,881	0:18,301	0:14,365	0:47,548	0:18,844	0:14,563	0:14,141
Runde 5	0:46,841	0:18,394	0:14,440	0:47,035	0:18,442	0:14,529	0:46,982	0:18,524	0:14,443	0:46,954	0:18,319	0:14,444	0:47,108	0:18,478	0:14,519	0:14,111
Runde 6	0:46,928	0:18,432	0:14,455	0:46,946	0:18,382	0:14,537	0:46,994	0:18,474	0:14,486	0:46,738	0:18,370	0:14,441	0:47,037	0:18,508	0:14,485	0:14,044
Runde 7	0:46,768	0:18,393	0:14,403	0:46,913	0:18,318	0:14,500	0:46,970	0:18,475	0:14,468	0:46,751	0:18,365	0:14,445	0:46,954	0:18,469	0:14,456	0:14,029
Runde 8	0:47,004	0:18,493	0:14,509	0:46,844	0:18,396	0:14,468	0:46,890	0:18,473	0:14,454	0:46,639	0:18,319	0:14,348	0:47,017	0:18,495	0:14,498	0:14,024
Runde 9	0:46,754	0:18,427	0:14,421	0:46,776	0:18,394	0:14,429	0:46,870	0:18,453	0:14,467	0:47,042	0:18,297	0:14,381	0:47,154	0:18,429	0:14,501	0:14,224
Runde 10	0:46,905	0:18,408	0:14,457	0:46,760	0:18,343	0:14,443	0:46,874	0:18,473	0:14,482	0:46,935	0:18,508	0:14,464	0:47,183	0:18,681	0:14,593	0:13,909
Runde 11	0:46,761	0:18,387	0:14,419	0:46,790	0:18,351	0:14,432	0:46,929	0:18,517	0:14,445	0:46,659	0:18,379	0:14,379	0:47,015	0:18,433	0:14,384	0:14,198
Runde 12	0:46,706	0:18,373	0:14,403	0:46,779	0:18,344	0:14,456	0:46,945	0:18,466	0:14,499	0:46,821	0:18,393	0:14,408	0:47,175	0:18,526	0:14,543	0:14,106
Runde 13	0:46,930	0:18,440	0:14,460	0:46,772	0:18,328	0:14,475	0:46,952	0:18,523	0:14,475	0:46,881	0:18,301	0:14,365	0:46,954	0:18,520	0:14,417	0:14,017
													0:46,954	0:18,451	0:14,425	0:14,507



DMSB
Internationales DMSB - Kartrennen Lonato (ITA)

05-07/05/17 Ampfing
26-28/05/17 Kerpen
07-09/07/17 Wackersdorf
25-27/08/17 Wackersdorf
20-22/10/17 Lonato (ITA)

DMSB Reg.Nr. 290-2017

R 11 DKM (OK) Heat 3 A < > B

Die schnellsten Zeiten

Ort	Nr. Fahrername	Zeit	Streckenl.	Ø Speed
Ziel	1 Tonteri,Paavo	0:46,639	1200 m	92,6 km/h
Sektion 1	70 Gerner,Carl-Anton	0:18,286	531 m	104,5 km/h
Sektion 2	1 Tonteri,Paavo	0:14,348	390 m	97,9 km/h
Sektion 3	81 Sizov,Alexsey	0:13,870	279 m	72,4 km/h

Runde	Smr.54 Rozenfeld,David RUS World Racing			Smr.81 Sizov,Alexsey RUS TEAM KOMAROV			Smr.70 Gerner,Carl-Anton DNK Chiesa Corse			Smr.43 Boedler,Cameron DEU Moch 1 Motorsport			Smr.79 Marsaglia,Leonardo ITA BABY RACE ACADEMY							
	theoretisch mögliche Bestzeit	Ziel	Sektion 3	theoretisch mögliche Bestzeit	Ziel	Sektion 3	theoretisch mögliche Bestzeit	Ziel	Sektion 3	theoretisch mögliche Bestzeit	Ziel	Sektion 3	theoretisch mögliche Bestzeit	Ziel	Sektion 3					
Runde 1	0:49,219	0:19,655	0:15,022	0:14,542	0:50,650	0:20,722	0:15,451	0:14,477	0:46,666	0:18,286	0:14,356	0:13,871	0:47,029	0:18,449	0:14,478	0:14,050	0:46,838	0:18,411	0:14,441	0:13,981
Runde 2	0:48,419	0:18,899	0:15,165	0:14,355	0:47,737	0:18,749	0:14,641	0:14,347	0:47,550	0:18,621	0:14,673	0:14,256	0:48,289	0:18,820	0:14,900	0:14,569	0:47,953	0:19,112	0:14,736	0:14,105
Runde 3	0:47,362	0:18,642	0:14,630	0:14,090	0:48,146	0:18,721	0:14,636	0:14,789	0:47,742	0:18,612	0:14,639	0:14,491	0:48,671	0:18,720	0:14,648	0:15,303	0:47,942	0:18,625	0:14,571	0:14,746
Runde 4	0:47,172	0:18,516	0:14,555	0:14,101	0:47,325	0:18,691	0:14,455	0:14,179	0:46,933	0:18,418	0:14,550	0:13,965	0:47,663	0:18,577	0:14,605	0:14,481	0:48,203	0:18,974	0:14,648	0:14,581
Runde 5	0:47,002	0:18,433	0:14,509	0:14,060	0:46,917	0:18,449	0:14,422	0:14,046	0:46,828	0:18,413	0:14,456	0:13,959	0:47,695	0:18,823	0:14,801	0:14,071	0:47,291	0:18,655	0:14,501	0:14,135
Runde 6	0:46,962	0:18,453	0:14,491	0:14,018	0:46,815	0:18,441	0:14,394	0:13,980	0:46,849	0:18,420	0:14,470	0:13,975	0:47,078	0:18,492	0:14,532	0:14,054	0:47,012	0:18,428	0:14,533	0:14,051
Runde 7	0:47,023	0:18,444	0:14,542	0:14,037	0:46,658	0:18,390	0:14,398	0:13,870	0:46,806	0:18,315	0:14,516	0:14,038	0:47,074	0:18,479	0:14,522	0:14,073	0:47,140	0:18,512	0:14,511	0:14,117
Runde 8	0:47,179	0:18,425	0:14,525	0:14,229	0:46,727	0:18,381	0:14,408	0:13,938	0:46,902	0:18,365	0:14,499	0:14,038	0:47,029	0:18,481	0:14,478	0:14,070	0:46,838	0:18,411	0:14,446	0:13,981
Runde 9	0:46,893	0:18,399	0:14,507	0:13,987	0:47,319	0:18,379	0:14,390	0:14,550	0:46,875	0:18,531	0:14,473	0:13,871	0:47,096	0:18,458	0:14,588	0:14,050	0:46,919	0:18,435	0:14,449	0:14,035
Runde 10	0:47,373	0:18,378	0:14,556	0:14,439	0:47,634	0:18,703	0:14,843	0:14,088	0:46,936	0:18,286	0:14,520	0:14,130	0:47,075	0:18,449	0:14,568	0:14,058	0:46,873	0:18,417	0:14,441	0:14,015
Runde 11	0:47,163	0:18,544	0:14,539	0:14,080	0:46,871	0:18,444	0:14,472	0:13,955	0:46,756	0:18,356	0:14,404	0:13,996	0:47,300	0:18,460	0:14,506	0:14,334	0:47,123	0:18,488	0:14,442	0:14,193
Runde 12	0:47,812	0:18,762	0:14,600	0:14,450	0:46,770	0:18,437	0:14,368	0:13,965	0:46,666	0:18,387	0:14,356	0:13,923	0:48,406	0:19,056	0:14,874	0:14,476	0:48,577	0:19,064	0:14,914	0:14,599
Runde 13	0:46,913	0:18,369	0:14,503	0:14,041	0:46,782	0:18,430	0:14,371	0:13,981	0:46,760	0:18,404	0:14,413	0:13,943	0:47,131	0:18,536	0:14,505	0:14,090	0:47,078	0:18,567	0:14,519	0:13,992



DMSB **Internationales DMSB - Kartrennen Lonato (ITA)**

20-22/10/2017

05-07/05/17 Ampfing
26-28/05/17 Kerpen
07-09/07/17 Wackersdorf
25-27/08/17 Wackersdorf
20-22/10/17 Lonato (ITA)

DMSB Reg.Nr. 290-2017

R 11 DKM (OK) Heat 3 A < > B

Die schnellsten Zeiten

Ort	Nr. Fahrername	Zeit	Streckenl.	Ø Speed
Ziel	1 Tonteri,Paavo	0:46,639	1200 m	92,6 km/h
Sektion 1	70 Geimer,Carl-Anton	0:18,286	531 m	104,5 km/h
Sektion 2	1 Tonteri,Paavo	0:14,348	390 m	97,9 km/h
Sektion 3	81 Sizov,Alexsey	0:13,870	279 m	72,4 km/h

Runde	Smr.66 Ferrari,Lorenzo GBR Fusion Motorsport			Smr.64 Rosina,Michael ITA CRG Holland			Smr.17 Füngeling,Luke DEU JS Evolution			Smr.71 Bulantsev,Pavel RUS WARD RACING			Smr.10 Fritsch,Valentino DEU KSM Schumacher Racing Team					
	theoretisch mögliche Bestzeit	Ziel	Sektion 3	theoretisch mögliche Bestzeit	Ziel	Sektion 3	theoretisch mögliche Bestzeit	Ziel	Sektion 3	theoretisch mögliche Bestzeit	Ziel	Sektion 3	theoretisch mögliche Bestzeit	Ziel	Sektion 3			
Runde 1	0:49,959	0:20,325	0:15,106	0:14,528	0:14,528	0:15,217	0:51,120	0:20,857	0:15,292	0:14,971	0:52,402	0:21,252	0:15,974	0:15,176	0:49,909	0:20,274	0:15,053	0:14,582
Runde 2	0:47,736	0:18,778	0:14,611	0:14,347	0:14,347	0:14,306	0:48,541	0:18,996	0:14,736	0:14,809	0:48,282	0:18,807	0:14,849	0:14,626	0:48,437	0:19,017	0:14,727	0:14,693
Runde 3	0:48,381	0:18,776	0:14,595	0:15,010	0:15,010	0:14,146	0:47,484	0:18,563	0:14,643	0:14,278	0:47,855	0:18,514	0:14,711	0:14,630	0:48,384	0:18,560	0:14,679	0:15,145
Runde 4	0:46,981	0:18,469	0:14,467	0:14,045	0:14,045	0:14,381	0:47,938	0:18,701	0:14,739	0:14,498	0:47,359	0:18,560	0:14,586	0:14,213	0:48,814	0:18,667	0:15,005	0:15,142
Runde 5	0:46,864	0:18,400	0:14,399	0:14,065	0:14,065	0:14,444	0:48,640	0:19,545	0:14,807	0:14,288	0:48,894	0:19,315	0:14,898	0:14,681	0:49,397	0:19,306	0:15,011	0:15,080
Runde 6	0:46,967	0:18,441	0:14,437	0:14,089	0:14,089	0:14,072	0:47,302	0:18,589	0:14,597	0:14,116	0:47,931	0:18,911	0:14,865	0:14,155	0:48,030	0:18,986	0:14,735	0:14,309
Runde 7	0:46,856	0:18,373	0:14,456	0:14,027	0:14,027	0:14,131	0:47,357	0:18,527	0:14,680	0:14,150	0:47,244	0:18,502	0:14,538	0:14,204	0:47,481	0:18,450	0:14,791	0:14,240
Runde 8	0:46,858	0:18,415	0:14,439	0:14,004	0:14,004	0:14,108	0:47,152	0:18,546	0:14,537	0:14,069	0:46,907	0:18,448	0:14,400	0:14,059	0:46,976	0:18,408	0:14,451	0:14,117
Runde 9	0:47,944	0:18,368	0:14,506	0:15,070	0:15,070	0:14,014	0:47,110	0:18,550	0:14,566	0:13,994	0:46,891	0:18,439	0:14,384	0:14,068	0:46,877	0:18,410	0:14,442	0:14,025
Runde 10	0:47,551	0:18,476	0:14,569	0:14,506	0:14,506	0:14,034	0:47,293	0:18,618	0:14,560	0:14,115	0:46,995	0:18,430	0:14,444	0:14,121	0:47,093	0:18,470	0:14,521	0:14,102
Runde 11	0:48,050	0:18,847	0:14,727	0:14,476	0:14,476	0:14,051	0:47,025	0:18,491	0:14,518	0:14,016	0:47,017	0:18,468	0:14,481	0:14,068	0:47,065	0:18,471	0:14,478	0:14,116
Runde 12	0:48,729	0:19,118	0:14,811	0:14,800	0:14,800	0:14,067	0:47,136	0:18,552	0:14,480	0:14,104	0:47,030	0:18,456	0:14,449	0:14,125	0:47,115	0:18,439	0:14,534	0:14,142
Runde 13	0:48,645	0:19,136	0:14,893	0:14,616	0:14,616	0:14,235	0:48,007	0:18,574	0:14,545	0:14,888	0:47,453	0:18,519	0:14,407	0:14,527	0:47,080	0:18,498	0:14,500	0:14,082



DMSB
Internationales DMSB - Kartrennen Lonato (ITA)

05-07/05/17 Ampfing
26-28/05/17 Kerpen
07-09/07/17 Wackersdorf
25-27/08/17 Wackersdorf
20-22/10/17 Lonato (ITA)

DMSB Reg.Nr. 290-2017

R 11 DKM (OK) Heat 3 A < > B

Die schnellsten Zeiten

Ort	Nr. Fahrername	Zeit	Streckenl.	Ø Speed
Ziel	1 Tonteri,Paavo	0:46,639	1200 m	92,6 km/h
Sektion 1	70 Geimer,Carl-Anton	0:18,286	531 m	104,5 km/h
Sektion 2	1 Tonteri,Paavo	0:14,348	390 m	97,9 km/h
Sektion 3	81 Sizov,Alexsey	0:13,870	279 m	72,4 km/h

Runde	Smr.19 Maisch,Luca DEU CRG TB Racing Team			Smr.67 Morricono,Eduardo ITA Fusion Motorsport			Smr.40 Fusen,Jan David DEU CRG Holland			Smr.30 Hansen,Mads E DNK TK RACING			Smr.76 Pollastri,Riccardo ITA EMILIA KART SRL					
	theoretisch mögliche Bestzeit	Ziel	Sektion 3	theoretisch mögliche Bestzeit	Ziel	Sektion 3	theoretisch mögliche Bestzeit	Ziel	Sektion 3	theoretisch mögliche Bestzeit	Ziel	Sektion 3	theoretisch mögliche Bestzeit	Ziel	Sektion 3			
Runde 1	0:52,670	0:21,836	0:15,214	0:52,608	0:21,664	0:15,763	0:52,462	0:21,238	0:16,323	0:14,901	0:51,744	0:20,889	0:15,939	0:14,916	0:51,895	0:21,106	0:15,602	0:15,187
Runde 2	0:48,044	0:18,808	0:14,408	0:48,786	0:19,234	0:14,901	0:48,470	0:18,946	0:15,097	0:14,427	0:48,403	0:18,905	0:14,918	0:14,580	0:49,202	0:19,240	0:14,997	0:14,965
Runde 3	0:47,593	0:18,561	0:14,348	0:47,620	0:18,605	0:14,703	0:47,597	0:18,694	0:14,693	0:14,210	0:47,491	0:18,615	0:14,713	0:14,163	0:47,607	0:18,571	0:14,650	0:14,386
Runde 4	0:47,228	0:18,454	0:14,162	0:47,426	0:18,748	0:14,607	0:48,410	0:18,771	0:15,287	0:14,352	0:47,548	0:18,565	0:14,722	0:14,261	0:48,604	0:19,023	0:15,066	0:14,515
Runde 5	0:49,375	0:19,714	0:15,113	0:48,397	0:18,747	0:15,014	0:47,782	0:18,710	0:14,847	0:14,225	0:50,128	0:19,877	0:15,760	0:14,491	0:48,537	0:19,116	0:15,082	0:14,339
Runde 6	0:49,028	0:19,162	0:14,987	0:49,240	0:19,197	0:14,812	0:48,943	0:18,828	0:15,225	0:14,890	0:50,337	0:19,212	0:15,438	0:15,687	0:48,442	0:18,676	0:14,987	0:14,779
Runde 7	0:47,697	0:18,751	0:14,034	0:48,423	0:18,622	0:15,196	0:48,518	0:18,729	0:15,073	0:14,716	0:47,695	0:18,643	0:14,889	0:14,163	0:48,598	0:19,288	0:15,008	0:14,302
Runde 8	0:47,084	0:18,446	0:14,090	0:47,007	0:18,435	0:14,564	0:47,883	0:18,558	0:14,627	0:14,698	0:47,957	0:18,858	0:14,815	0:14,284	0:47,894	0:18,660	0:14,702	0:14,532
Runde 9	0:46,911	0:18,438	0:13,960	0:46,878	0:18,396	0:14,504	0:47,641	0:18,525	0:14,681	0:14,435	0:47,273	0:18,559	0:14,661	0:14,053	0:47,600	0:18,581	0:14,684	0:14,335
Runde 10	0:47,012	0:18,461	0:14,550	0:46,803	0:18,360	0:14,455	0:48,209	0:18,664	0:14,779	0:14,766	0:47,888	0:18,589	0:15,047	0:14,252	0:47,805	0:18,704	0:14,826	0:14,275
Runde 11	0:46,961	0:18,487	0:14,481	0:46,805	0:18,388	0:14,423	0:47,277	0:18,446	0:14,542	0:14,289	0:47,361	0:18,570	0:14,618	0:14,173	0:47,758	0:18,489	0:14,542	0:14,727
Runde 12	0:46,844	0:18,356	0:14,488	0:46,836	0:18,401	0:14,449	0:47,117	0:18,598	0:14,447	0:14,072	0:47,156	0:18,599	0:14,573	0:13,984	0:47,355	0:18,794	0:14,567	0:13,994
Runde 13	0:46,996	0:18,410	0:14,526	0:46,923	0:18,389	0:14,516	0:47,047	0:18,478	0:14,386	0:14,183	0:47,224	0:18,530	0:14,631	0:14,063	0:47,325	0:18,562	0:14,648	0:14,115



DMSB
Internationales DMSB - Kartrennen Lonato (ITA)

05-07/05/17 Ampfing
26-28/05/17 Kerpen
07-09/07/17 Wackersdorf
25-27/08/17 Wackersdorf
20-22/10/17 Lonato (ITA)

DMSB Reg.Nr. 290-2017

R 11 DKM (OK) Heat 3 A < > B

Die schnellsten Zeiten

Ort	Nr. Fahrername	Zeit	Streckenl.	Ø Speed
Ziel	1 Tonteri,Paavo	0:46,639	1200 m	92,6 km/h
Sektion 1	70 Geimer,Carl-Anton	0:18,286	531 m	104,5 km/h
Sektion 2	1 Tonteri,Paavo	0:14,348	390 m	97,9 km/h
Sektion 3	81 Sizov,Alexsey	0:13,870	279 m	72,4 km/h

Runde	Smr.85 Sager,Moritz AUT KSB Racing Team			Smr.47 Pytlík,Marek CZE OKKART v ACR			Smr.32 Liwinski,David NLD March 1 Motorsport			Smr.69 Orsini,Paolo ITA EMILIA KART SRL			Smr.77 Pedersen,Nicolai DNK Brian Pedersen						
	theoretisch mögliche Bestzeit	Ziel	Sektion 3	theoretisch mögliche Bestzeit	Ziel	Sektion 3	theoretisch mögliche Bestzeit	Ziel	Sektion 3	theoretisch mögliche Bestzeit	Ziel	Sektion 3	theoretisch mögliche Bestzeit	Ziel	Sektion 3				
Runde 1	0:54,630	0:22,765	0:16,161	0:53,469	0:22,296	0:16,171	0:15,002	0:51,646	0:21,170	0:15,598	0:14,878	0:52,817	0:21,515	0:16,221	0:15,081	0:53,874	0:21,556	0:16,098	0:16,220
Runde 2	0:48,740	0:19,197	0:15,092	0:49,384	0:19,285	0:15,363	0:14,736	0:47,826	0:18,758	0:14,763	0:14,305	0:48,530	0:18,998	0:15,041	0:14,491	0:48,626	0:19,001	0:15,140	0:14,485
Runde 3	0:48,218	0:18,895	0:14,958	0:48,329	0:18,961	0:14,980	0:14,388	0:47,437	0:18,487	0:14,582	0:14,368	0:48,028	0:18,832	0:14,879	0:14,317	0:47,751	0:18,695	0:14,860	0:14,196
Runde 4	0:47,874	0:18,686	0:14,936	0:48,062	0:18,765	0:14,856	0:14,441	0:48,193	0:18,729	0:14,693	0:14,771	0:47,877	0:18,684	0:14,790	0:14,403	0:47,357	0:18,506	0:14,621	0:14,230
Runde 5	0:47,981	0:18,768	0:14,898	0:48,186	0:18,809	0:14,932	0:14,445	0:49,565	0:20,019	0:14,901	0:14,645	0:49,168	0:18,755	0:15,199	0:15,214	0:48,542	0:18,591	0:15,080	0:14,871
Runde 6	0:48,360	0:18,836	0:14,982	0:48,088	0:18,868	0:14,835	0:14,385	0:49,999	0:19,251	0:15,031	0:15,717	0:48,642	0:19,418	0:14,799	0:14,425	0:58,437	0:19,212	0:14,627	0:24,598
Runde 7	0:47,864	0:18,884	0:14,773	0:48,082	0:18,880	0:14,800	0:14,402	0:48,183	0:19,174	0:14,803	0:14,206	0:47,774	0:18,612	0:14,801	0:14,361	0:47,674	0:18,706	0:14,906	0:14,062
Runde 8	0:47,696	0:18,673	0:14,769	0:48,085	0:18,844	0:14,846	0:14,395	0:47,725	0:18,434	0:14,924	0:14,367	0:48,117	0:18,821	0:14,706	0:14,590	0:47,167	0:18,508	0:14,614	0:14,045
Runde 9	0:47,634	0:18,780	0:14,723	0:47,965	0:18,826	0:14,802	0:14,337	0:47,975	0:18,521	0:14,840	0:14,614	0:47,594	0:18,755	0:14,641	0:14,198	0:47,288	0:18,513	0:14,741	0:14,034
Runde 10	0:47,779	0:18,636	0:14,879	0:47,952	0:18,906	0:14,774	0:14,272	0:47,677	0:18,542	0:14,696	0:14,439	0:47,791	0:18,659	0:14,775	0:14,357	0:47,266	0:18,468	0:14,646	0:14,152
Runde 11	0:47,453	0:18,716	0:14,680	0:47,877	0:18,850	0:14,772	0:14,255	0:47,254	0:18,495	0:14,565	0:14,194	0:47,505	0:18,674	0:14,560	0:14,271	0:47,921	0:18,485	0:15,169	0:14,267
Runde 12	0:47,717	0:18,854	0:14,668	0:47,730	0:18,812	0:14,691	0:14,227	0:47,168	0:18,475	0:14,559	0:14,134	0:47,413	0:18,729	0:14,564	0:14,120	0:49,086	0:18,644	0:15,765	0:14,627
Runde 13	0:47,784	0:18,900	0:14,659	0:47,772	0:18,781	0:14,728	0:14,263	0:47,419	0:18,431	0:14,538	0:14,450	0:47,441	0:18,607	0:14,657	0:14,177	0:48,583	0:18,697	0:15,394	0:14,492



DMSB
Internationales DMSB - Kartrennen Lonato (ITA)

05-07/05/17 Ampfing
26-28/05/17 Kerpen
07-09/07/17 Wackersdorf
25-27/08/17 Wackersdorf
20-22/10/17 Lonato (ITA)

DMSB Reg.Nr. 290-2017

R 11 DKM (OK) Heat 3 A < > B

Die schnellsten Zeiten				
Ort	Nr. Fahrername	Zeit	Streckenl.	Ø Speed
Ziel	1 Tonteri,Paavo	0:46,639	1200 m	92,6 km/h
Sektion 1	70 Geimer,Carl-Antron	0:18,286	531 m	104,5 km/h
Sektion 2	1 Tonteri,Paavo	0:14,348	390 m	97,9 km/h
Sektion 3	81 Sizov,Alexsey	0:13,870	279 m	72,4 km/h

Runde	Smr.34 Pros,Frantisek CZE VMS RACING			Smr.88 Schmidli,Titus CHE Forza Racing			Smr.87 Pavlicek,Matej CZE VMS RACING			Smr.31 Dörr,Phil DEU CRG TB Racing Team		
	theoretisch mögliche Bestzeit	Ziel	Bestzeit	theoretisch mögliche Bestzeit	Ziel	Bestzeit	theoretisch mögliche Bestzeit	Ziel	Bestzeit	theoretisch mögliche Bestzeit	Ziel	Bestzeit
Runde 1	0:53,452	0:18,680	0:15,925	0:53,027	0:18,499	0:15,746	0:52,573	0:18,744	0:15,299	0:48,723	0:18,550	0:15,019
Runde 2	0:48,686	0:14,628	0:15,159	0:49,449	0:14,133	0:15,218	0:48,723	0:18,969	0:14,747	0:47,744	0:15,305	0:14,449
Runde 3	0:47,799	0:14,628	0:14,873	0:47,860	0:14,133	0:14,853	0:47,744	0:18,669	0:14,141	0:48,042	0:14,944	0:14,131
Runde 4	0:47,620	0:14,628	0:14,748	0:47,499	0:14,748	0:14,710	0:48,042	0:18,550	0:14,125	0:48,043	0:15,059	0:14,433
Runde 5	0:48,060	0:14,628	0:15,040	0:48,288	0:14,628	0:14,833	0:48,043	0:18,873	0:14,776	0:48,043	0:14,836	0:14,334
Runde 6	1:20,617	0:14,628	0:15,043	0:52,492	0:14,628	0:14,756	0:48,043	0:18,723	0:18,923			
Runde 7	0:48,385	0:14,628	0:14,997									
Runde 8	2:42,206	0:14,628	0:15,135									
Runde 9	0:47,604	0:14,628	0:14,628									
Runde 10	0:47,746	0:14,628	0:14,754									
Runde 11												

DMSB



DKM

INTERNATIONALES DMSB - KARTRENNEN LONATO (ITA)

20-22/10/2017

05-07/05/17 Ampfing

26-28/05/17 Kerpen

07-09/07/17 Wackersdorf

25-27/08/17 Wackersdorf

20-22/10/17 Lonato (ITA)

DMSB RegNr. 290-2017

R 11 DKM (OK) Heat 3 A < > B

Ziel		Sektion 1		Sektion 2		Sektion 3	
Fahrername	Zeit	Fahrername	Zeit	Fahrername	Zeit	Fahrername	Zeit
1 1 Tonteri,Paavo	0:46,639	70 Germer,Carl-Anton	0:18,286	1 Tonteri,Paavo	0:14,348	81 Sizov,Alexsey	0:13,870
2 81 Sizov,Alexsey	0:46,658	1 Tonteri,Paavo	0:18,297	70 Germer,Carl-Anton	0:14,356	70 Germer,Carl-Anton	0:13,871
3 70 Germer,Carl-Anton	0:46,666	21 Hauger,Dennis	0:18,318	81 Sizov,Alexsey	0:14,368	1 Tonteri,Paavo	0:13,901
4 5 Schumacher,David	0:46,706	19 Maisch,Luca	0:18,356	9 Arnold,Felix	0:14,384	5 Schumacher,David	0:13,906
5 21 Hauger,Dennis	0:46,760	67 Morrione,Eduardo	0:18,360	71 Bulantsev,Pavel	0:14,384	9 Arnold,Felix	0:13,909
6 67 Morrione,Eduardo	0:46,803	66 Ferrari,Lorenzo	0:18,368	40 Fusen,Jan David	0:14,386	78 Nielson,Nicklas	0:13,919
7 79 Marseglia,Leonardo	0:46,838	54 Rozenfeld,David	0:18,369	66 Ferrari,Lorenzo	0:14,399	21 Hauger,Dennis	0:13,953
8 19 Maisch,Luca	0:46,844	5 Schumacher,David	0:18,373	5 Schumacher,David	0:14,403	19 Maisch,Luca	0:13,960
9 66 Ferrari,Lorenzo	0:46,856	81 Sizov,Alexsey	0:18,379	67 Morrione,Eduardo	0:14,423	67 Morrione,Eduardo	0:13,978
10 78 Nielson,Nicklas	0:46,870	10 Fritsch,Valentino	0:18,408	21 Hauger,Dennis	0:14,429	79 Marseglia,Leonardo	0:13,981
11 10 Fritsch,Valentino	0:46,877	79 Marseglia,Leonardo	0:18,411	64 Rosina,Michael	0:14,438	30 Hansen,Mads E	0:13,984
12 71 Bulantsev,Pavel	0:46,891	9 Arnold,Felix	0:18,429	79 Marseglia,Leonardo	0:14,441	54 Rozenfeld,David	0:13,987
13 54 Rozenfeld,David	0:46,893	71 Bulantsev,Pavel	0:18,430	10 Fritsch,Valentino	0:14,442	17 Füngeling,Luke	0:13,994
14 9 Arnold,Felix	0:46,954	32 Liwinski,David	0:18,431	78 Nielson,Nicklas	0:14,443	76 Pollastri,Riccardo	0:13,994
15 17 Füngeling,Luke	0:47,025	40 Fusen,Jan David	0:18,446	43 Boedler,Cameron	0:14,478	66 Ferrari,Lorenzo	0:14,004
16 43 Boedler,Cameron	0:47,029	43 Boedler,Cameron	0:18,449	17 Füngeling,Luke	0:14,480	64 Rosina,Michael	0:14,014
17 40 Fusen,Jan David	0:47,047	78 Nielson,Nicklas	0:18,453	19 Maisch,Luca	0:14,481	10 Fritsch,Valentino	0:14,025
18 64 Rosina,Michael	0:47,118	77 Pedersen,Nicolai	0:18,468	54 Rozenfeld,David	0:14,491	77 Pedersen,Nicolai	0:14,034
19 30 Hansen,Mads E	0:47,156	76 Pollastri,Riccardo	0:18,489	32 Liwinski,David	0:14,538	43 Boedler,Cameron	0:14,050
20 77 Pedersen,Nicolai	0:47,167	17 Füngeling,Luke	0:18,491	76 Pollastri,Riccardo	0:14,542	85 Sager,Moritz	0:14,057
21 32 Liwinski,David	0:47,168	64 Rosina,Michael	0:18,519	69 Orsini,Paolo	0:14,560	71 Bulantsev,Pavel	0:14,059
22 76 Pollastri,Riccardo	0:47,325	30 Hansen,Mads E	0:18,530	30 Hansen,Mads E	0:14,573	40 Fusen,Jan David	0:14,072
23 69 Orsini,Paolo	0:47,413	87 Pavlicek,Matej	0:18,550	77 Pedersen,Nicolai	0:14,614	69 Orsini,Paolo	0:14,120
24 85 Sager,Moritz	0:47,453	69 Orsini,Paolo	0:18,607	34 Pros,Franitsek	0:14,628	88 Schmidli,Titus	0:14,125
25 88 Schmidli,Titus	0:47,499	85 Sager,Moritz	0:18,636	85 Sager,Moritz	0:14,659	87 Pavlicek,Matej	0:14,131
26 34 Pros,Franitsek	0:47,604	88 Schmidli,Titus	0:18,664	47 Pytlík,Marek	0:14,691	34 Pros,Franitsek	0:14,133
27 47 Pytlík,Marek	0:47,730	34 Pros,Franitsek	0:18,680	88 Schmidli,Titus	0:14,710	32 Liwinski,David	0:14,134
28 87 Pavlicek,Matej	0:47,744	47 Pytlík,Marek	0:18,765	87 Pavlicek,Matej	0:14,836	47 Pytlík,Marek	0:14,227
29 31 Dörr,Phil		31 Dörr,Phil		31 Dörr,Phil		31 Dörr,Phil	

DMSB RegNr. 290-2017
R 7 DKM (OK) Heat 2 A <> C

Sirecke / track: 1200m class: DKM (OK) fastest Lap Tauscher, Alexander at: 0:46,625
 started: 30 classified: 30 not classified: 0 Doc. 32

Pos	Stf. Nr.	Fahrer Driver	Nation	Bewerber/Sponsor	Nation	Chassis/Motor/Reifen	Points	Runden Laps	Gesamtzeit Differenz	Abstand Gap	beste Runde best Lap	in R. in L.	o Geschw. o Speed
1	5	Schumacher, David	DEU	KSM Schumacher Racing Team	DEU	Tony Kart / Vortex / Vega	0	13	10:15,862		0:46,628	10	91,2 km/h 92,6 km/h
2	78	Nielson, Nicklas	DNK	KSM Schumacher Racing Team	DEU	Tony Kart / Vortex / Vega	2	13	10:16,177 0:00,315	0:00,315	0:46,633	10	91,1 km/h 92,6 km/h
3	82	Michelotto, Mattia	ITA	Chiesa Corse	GBR	Zanardi / Parilla / Vega	3	13	10:16,996 0:01,134	0:00,819	0:46,738	7	91 km/h 92,4 km/h
4	54	Rozenfeld, David	RUS	Ward Racing	SWE	Tony Kart / Vortex / Vega	4	13	10:17,477 0:01,615	0:00,481	0:46,703	11	91 km/h 92,5 km/h
5	20	Meyer, Kilian	ESP	CRG Holland	NLD	CRG / Iame / Vega	5	13	10:17,685 0:01,823	0:00,208	0:46,654	11	90,9 km/h 92,6 km/h
6	9	Arnold, Felix	DEU	KSM Schumacher Racing Team	DEU	Tony Kart / Vortex / Vega	6	13	10:17,843 0:01,981	0:00,158	0:46,718	12	90,9 km/h 92,5 km/h
7	43	Boedler, Cameron	DEU	Mach 1 Motorsport	DEU	Mach 1 / Iame / Vega	7	13	10:18,283 0:02,421	0:00,440	0:46,856	11	90,8 km/h 92,2 km/h
8	72	Morozov, Ilya	RUS	WARD RACING	SWE	Tony Kart / Vortex / Vega	8	13	10:19,347 0:03,485	0:01,064	0:46,748	9	90,7 km/h 92,4 km/h
9	64	Rosina, Michael	ITA	CRG Holland	NLD	CRG / Iame / Vega	9	13	10:20,706 0:04,844	0:01,359	0:46,776	7	90,5 km/h 92,4 km/h
10	10	Fritsch, Valentino	DEU	KSM Schumacher Racing Team	DEU	Tony Kart / Vortex / Vega	10	13	10:22,819 0:06,957	0:02,113	0:46,832	10	90,2 km/h 92,2 km/h
11	86	Schulte, Maximilian	DEU	Solgat Motorsport	DEU	BirelART / TM / Vega	11	13	10:23,137 0:07,275	0:00,318	0:46,713	11	90,1 km/h 92,5 km/h
12	18	Kacovsky, Matej	CZE	Solgat Motorsport	DEU	BirelART / Iame / Vega	12	13	10:23,199 0:07,337	0:00,062	0:46,712	10	90,1 km/h 92,5 km/h
13	75	Hansen, Mikkel M.	DNK	Racing Motor DK	DNK	Kali Kart / TM / Vega	13	13	10:24,797 0:08,935	0:01,598	0:46,815	12	89,9 km/h 92,3 km/h
14	27	Tauscher, Alexander	DEU	Lanari Racing Team	DEU	Zanardi / Iame / Vega	14	13	10:24,809 0:08,947	0:00,012	0:46,625	10	89,9 km/h 92,7 km/h
15	30	Hansen, Mads E	DNK	TK RACING	DNK	FA Kart / Iame / Vega	15	13	10:25,508 0:09,646	0:00,699	0:46,986	12	89,8 km/h 91,9 km/h
16	40	Fusen, Jan David	DEU	CRG Holland	NLD	CRG / Iame / Vega	16	13	10:27,146 0:11,284	0:01,638	0:46,841	10	89,5 km/h 92,2 km/h
17	90	Degenbeck, Patrick	DEU	CRG TB Racing Team	DEU	CRG / Iame / Vega	17	13	10:28,865 0:13,003	0:01,719	0:46,970	12	89,3 km/h 92 km/h
18	22	Munding, Wodan Erik	DEU	Kali-Kart Stern Motorsport	DEU	Kali Kart / Iame / Vega	18	13	10:28,944 0:13,082	0:00,079	0:46,904	10	89,3 km/h 92,1 km/h
19	17	Füngeling, Luke	DEU	JS Evolution	DEU	Exprit / Vortex / Vega	19	13	10:29,491 0:13,629	0:00,547	0:46,828	10	89,2 km/h 92,3 km/h
20	31	Dörr, Phil	DEU	CRG TB Racing Team	DEU	Zanardi / Iame / Vega	20	13	10:29,740 0:13,878	0:00,249	0:47,158	12	89,2 km/h 91,6 km/h
21	69	Orsini, Paolo	ITA	EMILIA KART SRL	ITA	BirelART / IAME / Vega	21	13	10:30,186 0:14,324	0:00,446	0:47,118	12	89,1 km/h 91,7 km/h
22	77	Pedersen, Nicolai	DNK	Brian Pedersen	DNK	Kosmic / Vortex / Vega	22	13	10:30,664 0:14,802	0:00,478	0:46,827	12	89 km/h 92,3 km/h
23	80	Armellini, Andrea	ITA	Ward Racing	SWE	Tony Kart / Vortex / Vega	23	13	10:31,086 0:15,224	0:00,422	0:47,013	12	89 km/h 91,9 km/h
24	48	Kocka, Ondrej	CZE	OKKART v ACR	CZE	CRG / Iame / Vega	24	13	10:32,986 0:17,124	0:01,900	0:47,206	12	88,7 km/h 91,5 km/h
25	88	Schmidli, Titus	CHE	Forza Racing	GBR	OTK / TM / Vega	25	13	10:33,698 0:17,836	0:00,712	0:47,261	12	88,6 km/h 91,4 km/h
26	16	Weber, Marcel	DEU	Mach 1 Motorsport	DEU	Mach 1 / Rexion / Vega	26	13	10:39,938 0:24,076	0:06,240	0:47,889	9	87,8 km/h 90,2 km/h
27	25	Wlömer, Luka	DEU	Mach 1 Motorsport	DEU	Mach 1 / Iame / Vega	27	13	10:40,879 0:25,017	0:00,941	0:47,586	7	87,6 km/h 90,8 km/h
28	7	Thaqi, Kristian	KOS	Valier Motorsport	DEU	Sodi / Iame / Vega	28	5	4:14,681 8 R	8 R	0:47,450	5	84,8 km/h 91 km/h
29	14	Tröger, Tim	DEU	CRG TB Racing Team	DEU	CRG / Iame / Vega	29	0	0:02,333 13 R	5 R			
30	66	Ferrari, Lorenzo	GBR	Fusion Motorsport	GBR	EXPRIT / Vortex / Vega	30	0	0:02,475 13 R	0:00,142			

SNr. 7,17,22 5 sec penalty Frontfairing

Renleitung: Rüdiger Luth Racedirektor: Thomas Lainer
 Sportkommissare: Th. Ferrero / U. Bell / H. Seidel / P. Acerbi
 Techn. Kommissare: Hans-Jürgen Dangers / M. Grasshoff / C. Schmidt / D. Pietzko / M. Somera / A. Mazzanti
 Zeitnahme: KART-DATA timing service Franz Schieszler / Martin Summerer

Zeitnahme / timekeeping

control

 Franz Schieszler

Aushangzeit



DMSB **DKM**

05-07/05/17 Ampfing
 26-28/05/17 Kerpen
 07-09/07/17 Wackersdorf
 25-27/08/17 Wackersdorf
 20-22/10/17 Lonato (ITA)

20-22/10/2017 Internationales DMSB - Kartrennen Lonato (ITA)

DMSB Reg.Nr. 290-2017

R 7 DKM (OK) Heat 2 A < > C

Strecke / track: 1200

Fahrername Driver	Schumacher David	Nielson Nicklas	Michelotto Mattia	Rozenfeld David	Meyer Kilian	Arnold Felix	Boedler Cameron	Morozov Ilya	Rosina Michael	Fritsch Valentino	Schulte Maximilian	Karovsky Matej
schnellste Runde in Runde	0:46,628 Rn. 10	0:46,633 Rn. 10	0:46,738 Rn. 7	0:46,703 Rn. 11	0:46,654 Rn. 11	0:46,718 Rn. 12	0:46,856 Rn. 11	0:46,748 Rn. 9	0:46,776 Rn. 7	0:46,832 Rn. 10	0:46,713 Rn. 11	0:46,712 Rn. 10
Speed	92,6 km/h	92,6 km/h	92,4 km/h	92,5 km/h	92,6 km/h	92,5 km/h	92,2 km/h	92,4 km/h	92,4 km/h	92,2 km/h	92,5 km/h	92,5 km/h
Lap 1	0:49,660	0:49,522	0:49,768	0:49,378	0:50,039	0:50,334	0:50,074	0:50,704	0:50,910	0:50,552	0:51,415	0:51,279
Lap 2	0:47,681	0:48,117	0:48,184	0:47,992	0:48,861	0:48,236	0:48,439	0:50,185	0:49,396	0:49,839	0:50,192	0:49,817
Lap 3	0:47,271	0:47,221	0:47,082	0:47,276	0:47,757	0:47,242	0:47,232	0:47,414	0:48,199	0:48,522	0:48,671	0:48,170
Lap 4	0:47,158	0:47,412	0:47,075	0:47,114	0:47,118	0:47,070	0:47,116	0:47,223	0:47,232	0:47,293	0:47,229	0:47,179
Lap 5	0:47,063	0:47,017	0:46,835	0:47,062	0:47,054	0:46,941	0:47,019	0:47,048	0:46,915	0:47,567	0:47,190	0:47,323
Lap 6	0:47,800	0:47,093	0:47,159	0:47,064	0:46,968	0:47,042	0:47,054	0:46,964	0:46,910	0:46,949	0:47,060	0:47,039
Lap 7	0:46,779	0:46,900	0:46,738	0:46,856	0:46,795	0:46,874	0:46,886	0:46,910	0:46,776	0:47,437	0:47,769	0:47,986
Lap 8	0:46,746	0:46,837	0:46,819	0:47,088	0:46,870	0:46,857	0:46,870	0:46,963	0:46,864	0:47,087	0:47,096	0:46,946
Lap 9	0:47,155	0:47,258	0:46,830	0:47,713	0:46,866	0:46,878	0:47,416	0:46,748	0:46,868	0:46,970	0:46,793	0:46,750
Lap 10	0:46,628	0:46,633	0:46,856	0:46,872	0:46,946	0:46,867	0:47,198	0:46,834	0:46,960	0:46,832	0:46,737	0:46,712
Lap 11	0:46,715	0:46,655	0:46,780	0:46,703	0:46,654	0:46,813	0:46,856	0:46,825	0:47,015	0:46,880	0:46,713	0:46,778
Lap 12	0:47,003	0:46,989	0:47,820	0:47,010	0:46,836	0:46,718	0:47,069	0:46,928	0:47,024	0:47,189	0:46,904	0:46,800
Lap 13	0:46,734	0:46,742	0:47,257	0:47,662	0:47,060	0:47,651	0:47,039	0:46,856	0:46,941	0:47,266	0:47,302	0:47,739



DMSB Internationales **DMSB - Kartennen Lonato (ITA)**

20-22/10/2017

05-07/05/17 Ampfing
 26-28/05/17 Kerpen
 07-09/07/17 Wackersdorf
 25-27/08/17 Wackersdorf
 20-22/10/17 Lonato (ITA)

DMSB Reg.Nr. 290-2017

R 7 DKM (OK) Heat 2 A < > C

Strecke / track: 1200

Fahrername Driver	Hansen Mikkel M.	Tauscher Alexander	Hansen Mads E	Fusen Jan David	Degenbeck Patrick	Munding Wodan Erik	Füngling Luke	Dörr Phil	Orsini Paolo	Pedersen Nicolai	Armellin Andrea	Kocka Ondrej
schnellste Runde in Runde	0:46,815 Rn. 12	0:46,625 Rn. 10	0:46,986 Rn. 12	0:46,841 Rn. 10	0:46,970 Rn. 12	0:46,904 Rn. 10	0:46,828 Rn. 10	0:47,158 Rn. 12	0:47,118 Rn. 12	0:46,827 Rn. 12	0:47,013 Rn. 12	0:47,206 Rn. 12
Speed	92,3 km/h	92,7 km/h	91,9 km/h	92,2 km/h	92,0 km/h	92,1 km/h	92,3 km/h	91,6 km/h	91,7 km/h	92,3 km/h	91,9 km/h	91,5 km/h
Lap 1	0:51,680	0:50,418	0:52,490	0:53,492	0:53,110	0:51,822	0:50,591	0:52,563	0:52,497	0:53,433	0:52,884	0:52,233
Lap 2	0:48,823	0:51,350	0:48,618	0:49,518	0:48,036	0:48,517	0:49,461	0:48,625	0:48,413	0:49,724	0:49,620	0:48,837
Lap 3	0:49,468	0:49,829	0:48,959	0:48,137	0:49,955	0:49,461	0:48,287	0:49,020	0:49,141	0:48,752	0:48,532	0:49,631
Lap 4	0:47,512	0:48,202	0:47,281	0:47,863	0:48,634	0:47,304	0:47,565	0:48,339	0:49,427	0:47,929	0:48,109	0:49,644
Lap 5	0:47,246	0:46,994	0:47,242	0:48,003	0:48,817	0:47,275	0:47,487	0:47,311	0:48,038	0:48,524	0:49,072	0:48,994
Lap 6	0:47,060	0:46,829	0:47,070	0:48,053	0:47,140	0:46,936	0:46,975	0:48,009	0:47,402	0:47,548	0:47,425	0:48,417
Lap 7	0:46,976	0:46,809	0:47,423	0:47,407	0:47,579	0:47,730	0:48,673	0:48,085	0:48,769	0:47,624	0:47,544	0:47,234
Lap 8	0:47,307	0:47,238	0:47,732	0:47,065	0:47,102	0:47,244	0:47,306	0:47,297	0:47,406	0:48,191	0:47,736	0:47,411
Lap 9	0:46,921	0:47,132	0:47,498	0:47,102	0:47,248	0:46,978	0:46,831	0:47,450	0:47,154	0:47,262	0:47,293	0:47,379
Lap 10	0:46,997	0:46,625	0:47,098	0:46,841	0:47,028	0:46,904	0:46,828	0:47,366	0:47,128	0:47,292	0:47,170	0:48,548
Lap 11	0:46,845	0:46,849	0:47,120	0:46,875	0:47,043	0:46,950	0:46,927	0:47,199	0:47,212	0:46,852	0:47,140	0:47,430
Lap 12	0:46,815	0:46,838	0:46,986	0:46,849	0:46,970	0:46,944	0:46,949	0:47,158	0:47,118	0:46,827	0:47,013	0:47,206
Lap 13	0:47,715	0:47,519	0:47,196	0:46,932	0:47,078	0:47,123	0:47,975	0:47,210	0:47,196	0:47,063	0:47,792	0:47,249



DMSB
DKM
Internationales DMSB - Kartrennen Lonato (ITA)

05-07/05/17 Ampfing
 26-28/05/17 Kerpen
 07-09/07/17 Wackersdorf
 25-27/08/17 Wackersdorf
 20-22/10/17 Lonato (ITA)

DMSB Reg.Nr. 290-2017

R 7 DKM (OK) Heat 2 A < > C

Strecke / track: 1200

Fahrername Driver	Schmidli Titus	Weber Marcel	Wlömer Luka	Thaqi Kristian	Tröger Tim	Ferrari Lorenzo
schnellste Runde in Runde	0:47,261 Rn. 12	0:47,889 Rn. 9	0:47,586 Rn. 7	0:47,450 Rn. 5		
Speed	91,4 km/h	90,2 km/h	90,8 km/h	91,0 km/h		
Lap 1	0:52,966	0:53,192	0:52,899	0:53,311		
Lap 2	0:50,070	0:49,923	0:48,759	0:48,269		
Lap 3	0:48,440	0:48,715	0:50,061	0:49,456		
Lap 4	0:49,654	0:49,282	0:50,889	0:48,130		
Lap 5	0:47,637	0:48,418	0:47,908	0:47,450		
Lap 6	0:48,086	0:48,325	0:48,059			
Lap 7	0:47,556	0:48,479	0:47,586			
Lap 8	0:47,422	0:48,097	0:47,799			
Lap 9	0:47,308	0:47,889	0:47,787			
Lap 10	0:47,880	0:48,373	0:47,855			
Lap 11	0:47,913	0:48,087	0:48,319			
Lap 12	0:47,261	0:48,659	0:50,263			
Lap 13	0:47,684	0:48,297	0:49,193			

DMSB



Internationales DMSB - Kartrennen Lonato (ITA)

20-22/10/2017

05-07/05/17 Ampfing

26-28/05/17 Kerpen

07-09/07/17 Wackersdorf

25-27/08/17 Wackersdorf

20-22/10/17 Lonato (ITA)

DMSB Reg.Nr. 290-2017

R 7 DKM (OK) Heat 2 A < > C

Die schnellsten Zeiten			
Ort	Nr. Fahrername	Zeit	Streckenl. ø Speed
Ziel	27 Tauscher,Alexander	0:46,625	1200 m 92,7 km/h
Sektion 1	18 Karovsky,Matej	0:18,264	531 m 104,7 km/h
Sektion 2	9 Arnold,Felix	0:14,295	390 m 98,2 km/h
Sektion 3	27 Tauscher,Alexander	0:13,845	279 m 72,5 km/h

Runde	Smr.5 Schumacher,David DEU KSM Schumacher Racing Team			Smr.78 Nielson,Nicklas DNK KSM Schumacher Racing Team			Smr.82 Michelotto,Mattia ITA Chiesa Corse			Smr.54 Rozenfeld,David RUS Ward Racing			Smr.20 Meyer,Kilian ESP CRG Holland							
	theoretisch mögliche Bestzeit	Ziel	Sektion 3	theoretisch mögliche Bestzeit	Ziel	Sektion 3	theoretisch mögliche Bestzeit	Ziel	Sektion 3	theoretisch mögliche Bestzeit	Ziel	Sektion 3	theoretisch mögliche Bestzeit	Ziel	Sektion 3					
Runde 1	0:49,660	0:19,629	0:15,316	0:14,715	0:49,522	0:19,563	0:15,334	0:14,625	0:49,768	0:19,649	0:15,379	0:14,740	0:49,378	0:19,480	0:15,345	0:14,553	0:50,039	0:19,954	0:15,190	0:14,895
Runde 2	0:47,681	0:18,814	0:14,661	0:14,206	0:48,117	0:19,081	0:14,831	0:14,205	0:48,184	0:18,920	0:14,895	0:14,369	0:47,992	0:19,123	0:14,779	0:14,090	0:48,861	0:19,176	0:14,849	0:14,836
Runde 3	0:47,271	0:18,575	0:14,584	0:14,112	0:47,221	0:18,592	0:14,626	0:14,003	0:47,082	0:18,508	0:14,561	0:14,013	0:47,276	0:18,545	0:14,622	0:14,109	0:47,757	0:18,855	0:14,731	0:14,171
Runde 4	0:47,158	0:18,566	0:14,506	0:14,086	0:47,412	0:18,519	0:14,533	0:14,360	0:47,075	0:18,480	0:14,543	0:14,052	0:47,114	0:18,483	0:14,566	0:14,065	0:47,118	0:18,444	0:14,543	0:14,131
Runde 5	0:47,063	0:18,466	0:14,516	0:14,081	0:47,017	0:18,456	0:14,521	0:14,040	0:46,835	0:18,350	0:14,471	0:14,014	0:47,062	0:18,495	0:14,532	0:14,035	0:47,054	0:18,461	0:14,478	0:14,115
Runde 6	0:47,800	0:18,752	0:14,654	0:14,394	0:47,093	0:18,492	0:14,507	0:14,094	0:47,159	0:18,374	0:14,651	0:14,134	0:47,064	0:18,474	0:14,481	0:14,109	0:46,968	0:18,475	0:14,424	0:14,069
Runde 7	0:46,779	0:18,409	0:14,449	0:13,921	0:46,900	0:18,583	0:14,426	0:13,891	0:46,738	0:18,410	0:14,381	0:13,947	0:46,856	0:18,423	0:14,422	0:14,011	0:46,795	0:18,342	0:14,420	0:14,033
Runde 8	0:46,746	0:18,302	0:14,511	0:13,933	0:46,837	0:18,433	0:14,467	0:13,937	0:46,819	0:18,328	0:14,466	0:14,025	0:47,088	0:18,379	0:14,446	0:14,263	0:46,870	0:18,360	0:14,447	0:14,063
Runde 9	0:47,155	0:18,794	0:14,422	0:13,939	0:47,258	0:18,683	0:14,657	0:13,918	0:46,830	0:18,389	0:14,430	0:14,011	0:47,713	0:18,989	0:14,556	0:14,168	0:46,866	0:18,356	0:14,414	0:14,096
Runde 10	0:46,628	0:18,319	0:14,398	0:13,911	0:46,633	0:18,376	0:14,389	0:13,868	0:46,856	0:18,385	0:14,447	0:14,024	0:46,872	0:18,483	0:14,429	0:13,960	0:46,946	0:18,471	0:14,481	0:13,994
Runde 11	0:46,715	0:18,320	0:14,402	0:13,993	0:46,655	0:18,416	0:14,345	0:13,894	0:46,780	0:18,329	0:14,410	0:14,041	0:46,703	0:18,329	0:14,451	0:13,923	0:46,654	0:18,334	0:14,381	0:13,939
Runde 12	0:47,003	0:18,416	0:14,569	0:14,018	0:46,989	0:18,351	0:14,605	0:14,033	0:47,820	0:18,728	0:14,637	0:14,455	0:47,010	0:18,323	0:14,513	0:14,174	0:46,836	0:18,369	0:14,439	0:14,028
Runde 13	0:46,734	0:18,395	0:14,416	0:13,923	0:46,742	0:18,391	0:14,363	0:13,988	0:47,257	0:18,564	0:14,592	0:14,101	0:47,662	0:18,558	0:14,854	0:14,250	0:47,060	0:18,383	0:14,472	0:14,205



DMSB
Internationales DMSB - Kartrennen Lonato (ITA)

05-07/05/17 Ampfing
26-28/05/17 Kerpen
07-09/07/17 Wackersdorf
25-27/08/17 Wackersdorf
20-22/10/17 Lonato (ITA)

DMSB Reg.Nr. 290-2017

R 7 DKM (OK) Heat 2 A < > C

Die schnellsten Zeiten

Ort	Nr. Fahrername	Zeit	Streckenl.	ø Speed
Ziel	27 Tauscher,Alexander	0:46,625	1200 m	92,7 km/h
Sektion 1	18 Karovsky,Matej	0:18,264	531 m	104,7 km/h
Sektion 2	9 Arnold,Felix	0:14,295	390 m	98,2 km/h
Sektion 3	27 Tauscher,Alexander	0:13,845	279 m	72,5 km/h

Runde	Smr.9 Arnold,Felix DEU KSM Schumacher Racing Team			Smr.43 Boedler,Cameron DEU Mach 1 Motorsport			Smr.72 Morozov,Ilya RUS WARD RACING			Smr.64 Rosina,Michael ITA CRG Holland			Smr.10 Fritsch,Valentino DEU KSM Schumacher Racing Team			
	theoretisch mögliche Bestzeit	Ziel	Sektion 3	theoretisch mögliche Bestzeit	Ziel	Sektion 3	theoretisch mögliche Bestzeit	Ziel	Sektion 3	theoretisch mögliche Bestzeit	Ziel	Sektion 3	theoretisch mögliche Bestzeit	Ziel	Sektion 3	
Runde 1	0:50,334	0:20,280	0:15,198	0:14,856	0:50,074	0:20,113	0:15,118	0:14,843	0:50,704	0:20,546	0:15,257	0:14,901	0:50,910	0:20,563	0:15,407	0:14,940
Runde 2	0:48,236	0:18,769	0:14,756	0:14,711	0:48,439	0:19,117	0:14,824	0:14,498	0:50,185	0:18,908	0:16,362	0:14,915	0:49,396	0:19,090	0:15,078	0:15,228
Runde 3	0:47,242	0:18,629	0:14,575	0:14,038	0:47,232	0:18,630	0:14,512	0:14,090	0:47,414	0:18,684	0:14,595	0:14,135	0:48,199	0:19,374	0:14,668	0:14,157
Runde 4	0:47,070	0:18,576	0:14,478	0:14,016	0:47,116	0:18,514	0:14,517	0:14,085	0:47,223	0:18,550	0:14,545	0:14,128	0:47,232	0:18,650	0:14,497	0:14,085
Runde 5	0:46,941	0:18,547	0:14,359	0:14,035	0:47,019	0:18,491	0:14,468	0:14,060	0:47,048	0:18,444	0:14,525	0:14,079	0:46,915	0:18,418	0:14,480	0:14,017
Runde 6	0:47,042	0:18,488	0:14,473	0:14,081	0:47,054	0:18,454	0:14,512	0:14,088	0:46,964	0:18,430	0:14,465	0:14,069	0:46,910	0:18,394	0:14,422	0:14,094
Runde 7	0:46,874	0:18,440	0:14,449	0:13,985	0:46,886	0:18,410	0:14,518	0:13,958	0:46,910	0:18,450	0:14,469	0:13,991	0:46,776	0:18,432	0:14,339	0:14,005
Runde 8	0:46,857	0:18,420	0:14,433	0:14,004	0:46,870	0:18,399	0:14,482	0:13,989	0:46,963	0:18,380	0:14,493	0:14,090	0:46,864	0:18,434	0:14,427	0:14,003
Runde 9	0:46,878	0:18,427	0:14,406	0:14,045	0:47,416	0:18,430	0:14,502	0:14,484	0:46,748	0:18,342	0:14,411	0:13,995	0:46,868	0:18,425	0:14,440	0:14,003
Runde 10	0:46,867	0:18,518	0:14,351	0:13,998	0:47,198	0:18,443	0:14,491	0:14,264	0:46,834	0:18,393	0:14,452	0:13,989	0:46,960	0:18,472	0:14,447	0:14,041
Runde 11	0:46,813	0:18,434	0:14,411	0:13,968	0:46,856	0:18,431	0:14,417	0:14,008	0:46,825	0:18,380	0:14,443	0:14,002	0:47,015	0:18,412	0:14,534	0:14,069
Runde 12	0:46,718	0:18,500	0:14,295	0:13,923	0:47,069	0:18,462	0:14,539	0:14,068	0:46,928	0:18,470	0:14,460	0:13,998	0:47,024	0:18,512	0:14,462	0:14,050
Runde 13	0:47,651	0:18,440	0:14,712	0:14,499	0:47,039	0:18,420	0:14,504	0:14,115	0:46,856	0:18,380	0:14,443	0:14,033	0:46,941	0:18,458	0:14,447	0:14,036

DMSB **DKM**

05-07/05/17 Ampfing
26-28/05/17 Kerpen
07-09/07/17 Wackersdorf
25-27/08/17 Wackersdorf
20-22/10/17 Lonato (ITA)

20-22/10/2017 Internationales DMSB - Kartrennen Lonato (ITA)

DMSB Reg.Nr. 290-2017

R 7 DKM (OK) Heat 2 A < > C

Die schnellsten Zeiten

Ort	Nr. Fahrername	Zeit	Streckenl.	ø Speed
Ziel	27 Tauscher,Alexander	0:46,625	1200 m	92,7 km/h
Sektion 1	18 Karovsky,Matej	0:18,264	531 m	104,7 km/h
Sektion 2	9 Arnold,Felix	0:14,295	390 m	98,2 km/h
Sektion 3	27 Tauscher,Alexander	0:13,845	279 m	72,5 km/h

Runde	Smr.86 Schulte,Maximilian DEU Solgat Motorsport			Smr.18 Karovsky,Matej CZE Solgat Motorsport			Smr.22 Munding,Wotan Erik DEU Kali-Kart Stern Motorsport			Smr.17 Füngeling,Luke DEU JS Evolution			Smr.75 Hansen,Mikkel M. DNK Racing Motor DK		
	theoretisch mögliche Bestzeit	Ziel	0:46,654	theoretisch mögliche Bestzeit	Ziel	0:46,602	theoretisch mögliche Bestzeit	Ziel	0:46,817	theoretisch mögliche Bestzeit	Ziel	0:46,716	theoretisch mögliche Bestzeit	Ziel	0:46,765
Runde 1	0:51,415	0:20,793	0:15,561	0:51,279	0:20,867	0:15,440	0:51,822	0:20,941	0:15,996	0:14,885	0:50,591	0:20,498	0:15,371	0:14,722	0:51,680
Runde 2	0:50,192	0:19,385	0:15,126	0:49,817	0:19,010	0:15,200	0:48,517	0:18,775	0:14,940	0:14,802	0:49,461	0:18,834	0:15,511	0:15,116	0:48,823
Runde 3	0:48,671	0:19,291	0:15,075	0:48,170	0:19,063	0:14,927	0:49,461	0:19,666	0:15,131	0:14,664	0:48,287	0:19,419	0:14,690	0:14,178	0:49,468
Runde 4	0:47,229	0:18,556	0:14,580	0:47,179	0:18,521	0:14,619	0:47,304	0:18,510	0:14,706	0:14,088	0:47,565	0:18,526	0:14,605	0:14,434	0:47,512
Runde 5	0:47,190	0:18,521	0:14,547	0:47,323	0:18,539	0:14,591	0:47,275	0:18,571	0:14,605	0:14,099	0:47,487	0:18,773	0:14,600	0:14,114	0:47,246
Runde 6	0:47,060	0:18,470	0:14,511	0:47,039	0:18,437	0:14,450	0:46,936	0:18,448	0:14,503	0:13,985	0:46,975	0:18,440	0:14,445	0:14,090	0:47,060
Runde 7	0:47,769	0:18,392	0:14,633	0:47,986	0:18,463	0:14,717	0:47,730	0:18,467	0:14,575	0:14,688	0:48,673	0:18,830	0:14,733	0:15,110	0:46,976
Runde 8	0:47,096	0:18,588	0:14,527	0:46,946	0:18,472	0:14,474	0:47,244	0:18,656	0:14,635	0:13,953	0:47,306	0:18,664	0:14,547	0:14,095	0:47,307
Runde 9	0:46,793	0:18,379	0:14,447	0:46,750	0:18,315	0:14,499	0:46,978	0:18,522	0:14,478	0:13,978	0:46,831	0:18,417	0:14,470	0:13,944	0:46,921
Runde 10	0:46,737	0:18,309	0:14,378	0:46,712	0:18,264	0:14,467	0:46,904	0:18,435	0:14,514	0:13,955	0:46,828	0:18,370	0:14,483	0:13,975	0:46,997
Runde 11	0:46,713	0:18,323	0:14,395	0:46,778	0:18,344	0:14,450	0:46,950	0:18,477	0:14,497	0:13,976	0:46,927	0:18,519	0:14,477	0:13,931	0:46,845
Runde 12	0:46,904	0:18,452	0:14,428	0:46,800	0:18,348	0:14,402	0:46,944	0:18,386	0:14,521	0:14,037	0:46,949	0:18,447	0:14,415	0:14,087	0:46,815
Runde 13	0:47,302	0:18,366	0:14,469	0:47,739	0:18,402	0:14,500	0:47,123	0:18,510	0:14,599	0:14,014	0:47,975	0:18,603	0:15,016	0:14,356	0:47,715

DMSB **DKM** **DMSB**

05-07/05/17 Ampfing
26-28/05/17 Kerpen
07-09/07/17 Wackersdorf
25-27/08/17 Wackersdorf
20-22/10/17 Lonato (ITA)

20-22/10/2017 Internationales DMSB - Kartrennen Lonato (ITA)

DMSB Reg.Nr. 290-2017

R 7 DKM (OK) Heat 2 A < > C

Die schnellsten Zeiten

Ort	Nr. Fahrername	Zeit	Streckenl.	Ø Speed
Ziel	27 Tauscher,Alexander	0:46,625	1200 m	92,7 km/h
Sektion 1	18 Karovsky,Matej	0:18,264	531 m	104,7 km/h
Sektion 2	9 Arnold,Felix	0:14,295	390 m	98,2 km/h
Sektion 3	27 Tauscher,Alexander	0:13,845	279 m	72,5 km/h

Runde	Smr.27 Tauscher,Alexander DEU Lanari Racing Team			Smr.30 Hansen,Mads E DNK TK RACING			Smr.40 Fussen,Jan David DEU CRG Holland			Smr.90 Degenbeck,Patrick DEU CRG TB Racing Team			Smr.31 Dörr,Phil DEU CRG TB Racing Team			
	theoretisch mögliche Bestzeit	Ziel	0:46,613	theoretisch mögliche Bestzeit	Ziel	0:46,927	theoretisch mögliche Bestzeit	Ziel	0:46,788	theoretisch mögliche Bestzeit	Ziel	0:46,970	theoretisch mögliche Bestzeit	Ziel	0:47,098	
Runde 1	0:50,418	0:20,317	0:15,171	0:14,930	0:52,490	0:21,173	0:15,770	0:15,547	0:53,492	0:21,998	0:15,610	0:15,884	0:52,563	0:21,343	0:16,005	0:15,215
Runde 2	0:51,350	0:18,978	0:15,996	0:16,376	0:48,618	0:18,985	0:15,045	0:14,588	0:49,518	0:19,854	0:15,112	0:14,552	0:48,625	0:19,399	0:14,900	0:14,326
Runde 3	0:49,829	0:19,901	0:15,046	0:14,882	0:48,859	0:19,322	0:15,076	0:14,461	0:48,137	0:18,717	0:15,048	0:14,372	0:49,020	0:19,152	0:14,982	0:14,886
Runde 4	0:48,202	0:18,614	0:14,775	0:14,813	0:47,281	0:18,547	0:14,695	0:14,039	0:47,863	0:18,716	0:14,640	0:14,507	0:48,339	0:18,822	0:14,969	0:14,548
Runde 5	0:46,994	0:18,515	0:14,558	0:13,921	0:47,242	0:18,497	0:14,693	0:14,052	0:48,003	0:18,710	0:14,484	0:14,809	0:48,311	0:18,531	0:14,564	0:14,216
Runde 6	0:46,829	0:18,448	0:14,482	0:13,899	0:47,070	0:18,468	0:14,596	0:14,006	0:48,053	0:18,861	0:14,779	0:14,413	0:48,009	0:18,903	0:14,718	0:14,388
Runde 7	0:46,809	0:18,395	0:14,467	0:13,947	0:47,423	0:18,455	0:14,622	0:14,346	0:47,407	0:18,594	0:14,769	0:14,044	0:48,085	0:18,671	0:15,354	0:14,060
Runde 8	0:47,238	0:18,434	0:14,542	0:14,262	0:47,732	0:18,702	0:14,623	0:14,407	0:47,065	0:18,511	0:14,511	0:14,043	0:47,297	0:18,573	0:14,618	0:14,106
Runde 9	0:47,132	0:18,513	0:14,551	0:14,068	0:47,498	0:18,557	0:14,580	0:14,361	0:47,102	0:18,556	0:14,555	0:13,991	0:47,450	0:18,526	0:14,592	0:14,332
Runde 10	0:46,625	0:18,394	0:14,386	0:13,845	0:47,098	0:18,545	0:14,540	0:14,013	0:46,841	0:18,449	0:14,456	0:13,936	0:47,366	0:18,657	0:14,623	0:14,086
Runde 11	0:46,849	0:18,457	0:14,454	0:13,938	0:47,120	0:18,512	0:14,616	0:13,992	0:46,875	0:18,487	0:14,428	0:13,960	0:47,199	0:18,509	0:14,594	0:14,096
Runde 12	0:46,838	0:18,523	0:14,409	0:13,906	0:46,986	0:18,501	0:14,553	0:13,932	0:46,849	0:18,485	0:14,453	0:13,911	0:46,970	0:18,537	0:14,596	0:14,025
Runde 13	0:47,519	0:18,382	0:14,709	0:14,428	0:47,196	0:18,513	0:14,646	0:14,037	0:46,932	0:18,466	0:14,462	0:14,004	0:47,078	0:18,611	0:14,579	0:14,071

DMSB **DKM**

05-07/05/17 Ampfing
26-28/05/17 Kerpen
07-09/07/17 Wackersdorf
25-27/08/17 Wackersdorf
20-22/10/17 Lonato (ITA)

Internationales DMSB - Kartrennen Lonato (ITA)

20-22/10/2017

DMSB Reg.Nr. 290-2017

R 7 DKM (OK) Heat 2 A < > C

Die schnellsten Zeiten

Ort	Nr. Fahrername	Zeit	Streckenl.	ø Speed
Ziel	27 Tauscher,Alexander	0:46,625	1200 m	92,7 km/h
Sektion 1	18 Karovsky,Matej	0:18,264	531 m	104,7 km/h
Sektion 2	9 Arnold,Felix	0:14,295	390 m	98,2 km/h
Sektion 3	27 Tauscher,Alexander	0:13,845	279 m	72,5 km/h

Runde	Smr.69 Orsini,Paolo ITA EMILIA KART SRL			Smr.77 Pedersen,Nicolai DNK Brion Pedersen			Smr.80 Armellini,Andrea ITA Ward Racing			Smr.48 Kocka,Ondrej CZE OKKART v ACR			Smr.88 Schmidl,Titus CHE Forza Racing						
	theoretisch mögliche Bestzeit	Sektion 2	Sektion 3	theoretisch mögliche Bestzeit	Sektion 2	Sektion 3	theoretisch mögliche Bestzeit	Sektion 1	Sektion 2	Sektion 3	theoretisch mögliche Bestzeit	Sektion 1	Sektion 2	Sektion 3	theoretisch mögliche Bestzeit	Sektion 1	Sektion 2	Sektion 3	
0:47,118	0:18,513	0:14,491	0:13,967	0:46,827	0:18,423	0:14,401	0:14,003	0:47,013	0:18,549	0:14,505	0:13,900	0:47,206	0:18,495	0:14,591	0:14,029	0:47,261	0:18,533	0:14,576	0:14,073
0:52,497	0:21,271	0:15,582	0:15,644	0:53,433	0:22,143	0:16,375	0:14,915	0:52,884	0:21,618	0:15,920	0:15,346	0:52,233	0:21,392	0:15,893	0:14,948	0:52,966	0:21,761	0:16,026	0:15,179
0:48,413	0:18,962	0:14,916	0:14,535	0:49,724	0:19,488	0:15,490	0:14,746	0:49,620	0:19,778	0:15,447	0:14,395	0:48,837	0:19,030	0:14,898	0:14,909	0:50,070	0:19,664	0:15,248	0:15,158
0:49,141	0:19,479	0:15,108	0:14,554	0:48,752	0:18,567	0:14,909	0:15,276	0:48,532	0:18,761	0:15,156	0:14,615	0:49,631	0:19,367	0:15,117	0:15,147	0:48,440	0:18,909	0:14,760	0:14,771
0:49,427	0:18,920	0:14,786	0:15,721	0:47,929	0:19,044	0:14,590	0:14,295	0:48,109	0:18,678	0:15,107	0:14,324	0:49,644	0:19,473	0:15,350	0:14,821	0:49,654	0:19,561	0:15,385	0:14,708
0:48,038	0:19,098	0:14,764	0:14,176	0:48,524	0:18,978	0:14,890	0:14,656	0:49,072	0:19,138	0:15,012	0:14,922	0:48,994	0:19,249	0:15,191	0:14,554	0:47,637	0:18,791	0:14,643	0:14,203
0:47,402	0:18,646	0:14,599	0:14,157	0:47,548	0:18,438	0:14,567	0:14,543	0:47,425	0:18,745	0:14,585	0:14,095	0:48,417	0:19,250	0:15,030	0:14,137	0:48,086	0:18,721	0:14,922	0:14,443
0:48,769	0:18,657	0:15,462	0:14,650	0:47,624	0:18,623	0:14,647	0:14,354	0:47,544	0:18,624	0:14,647	0:14,273	0:47,234	0:18,518	0:14,672	0:14,044	0:47,556	0:18,633	0:14,706	0:14,217
0:47,406	0:18,790	0:14,557	0:14,059	0:48,191	0:19,028	0:15,017	0:14,146	0:47,736	0:18,906	0:14,732	0:14,098	0:47,411	0:18,573	0:14,695	0:14,143	0:47,422	0:18,633	0:14,684	0:14,105
0:47,154	0:18,624	0:14,563	0:13,967	0:47,262	0:18,428	0:14,595	0:14,239	0:47,293	0:18,716	0:14,677	0:13,900	0:47,379	0:18,495	0:14,591	0:14,293	0:47,308	0:18,606	0:14,576	0:14,126
0:47,128	0:18,596	0:14,491	0:14,041	0:47,292	0:18,740	0:14,530	0:14,022	0:47,170	0:18,639	0:14,579	0:13,952	0:48,548	0:19,256	0:15,168	0:14,124	0:47,880	0:18,780	0:14,997	0:14,103
0:47,212	0:18,573	0:14,534	0:14,105	0:46,852	0:18,424	0:14,410	0:14,018	0:47,140	0:18,603	0:14,615	0:13,922	0:47,430	0:18,582	0:14,819	0:14,029	0:47,913	0:18,737	0:14,777	0:14,399
0:47,118	0:18,513	0:14,555	0:14,050	0:46,827	0:18,423	0:14,401	0:14,003	0:47,013	0:18,549	0:14,505	0:13,959	0:47,206	0:18,503	0:14,619	0:14,084	0:47,261	0:18,533	0:14,655	0:14,073
0:47,196	0:18,583	0:14,491	0:14,122	0:47,063	0:18,478	0:14,483	0:14,102	0:47,792	0:19,053	0:14,765	0:13,974	0:47,249	0:18,577	0:14,642	0:14,030	0:47,684	0:18,735	0:14,617	0:14,332



DMSB
Internationales DMSB - Kartrennen Lonato (ITA)

05-07/05/17 Ampfing
26-28/05/17 Kerpen
07-09/07/17 Wackersdorf
25-27/08/17 Wackersdorf
20-22/10/17 Lonato (ITA)

DMSB Reg.Nr. 290-2017

R 7 DKM (OK) Heat 2 A < > C

Die schnellsten Zeiten				
Ort	Nr. Fahrername	Zeit	Streckenl.	ø Speed
Ziel	27 Tauscher,Alexander	0:46,625	1200 m	92,7 km/h
Sektion 1	18 Karovsky,Matej	0:18,264	531 m	104,7 km/h
Sektion 2	9 Arnold,Felix	0:14,295	390 m	98,2 km/h
Sektion 3	27 Tauscher,Alexander	0:13,845	279 m	72,5 km/h

Runde	Smr.16 Weber,Marcel DEU Mach 1 Motorsport			Smr.25 Wlörner,Luka DEU Mach 1 Motorsport			Smr.7 Thaqi,Kristian KOS Valier Motorsport			Smr.14 Tröger,Tim DEU CRG TB Racing Team			Smr.66 Ferrari,Lorenzo GBR Fusion Motorsport				
	theoretisch mögliche Bestzeit	Sektion 1	Sektion 2	theoretisch mögliche Bestzeit	Sektion 1	Sektion 2	theoretisch mögliche Bestzeit	Sektion 1	Sektion 2	theoretisch mögliche Bestzeit	Sektion 1	Sektion 2	theoretisch mögliche Bestzeit	Sektion 1	Sektion 2	Sektion 3	
0:47,889	0:18,664	0:14,753	0:14,469	0:47,886	0:14,469	0:14,469	0:47,586	0:18,673	0:14,677	0:14,208	0:47,450	0:18,486	0:14,484	0:14,243	0:47,450	0:18,486	0:14,243
0:53,192	0:21,741	0:16,034	0:15,417	0:52,899	0:21,560	0:16,008	0:52,899	0:21,560	0:16,008	0:15,331	0:53,311	0:21,749	0:15,702	0:15,860	0:53,311	0:21,749	0:15,860
0:49,923	0:19,491	0:15,611	0:14,821	0:48,759	0:19,354	0:15,034	0:48,759	0:19,354	0:15,034	0:14,371	0:48,269	0:19,136	0:14,808	0:14,325	0:48,269	0:19,136	0:14,325
0:48,715	0:18,946	0:15,046	0:14,723	0:50,061	0:19,362	0:15,503	0:50,061	0:19,362	0:15,503	0:15,196	0:49,456	0:19,367	0:15,040	0:15,049	0:49,456	0:19,367	0:15,049
0:49,282	0:19,008	0:15,321	0:14,953	0:50,889	0:20,494	0:15,949	0:50,889	0:20,494	0:15,949	0:14,446	0:48,130	0:18,669	0:14,560	0:14,901	0:48,130	0:18,669	0:14,901
0:48,418	0:18,980	0:14,812	0:14,626	0:47,908	0:18,763	0:14,846	0:47,908	0:18,763	0:14,846	0:14,299	0:47,450	0:18,723	0:14,484	0:14,243	0:47,450	0:18,723	0:14,243
0:48,325	0:18,777	0:14,909	0:14,639	0:48,059	0:18,687	0:14,947	0:48,059	0:18,687	0:14,947	0:14,425	0:47,586	0:18,673	0:14,677	0:14,236	0:47,586	0:18,673	0:14,236
0:48,479	0:19,065	0:14,885	0:14,529	0:47,799	0:18,763	0:14,782	0:47,799	0:18,763	0:14,782	0:14,254	0:47,799	0:18,763	0:14,782	0:14,254	0:47,799	0:18,763	0:14,254
0:48,097	0:18,787	0:14,821	0:14,489	0:47,787	0:18,738	0:14,841	0:47,787	0:18,738	0:14,841	0:14,208	0:47,787	0:18,738	0:14,841	0:14,208	0:47,787	0:18,738	0:14,208
0:47,889	0:18,664	0:14,756	0:14,469	0:47,889	0:18,664	0:14,756	0:47,889	0:18,664	0:14,756	0:14,208	0:47,889	0:18,664	0:14,756	0:14,208	0:47,889	0:18,664	0:14,208
0:48,373	0:18,872	0:14,854	0:14,647	0:47,855	0:18,811	0:14,803	0:47,855	0:18,811	0:14,803	0:14,241	0:47,855	0:18,811	0:14,803	0:14,241	0:47,855	0:18,811	0:14,241
0:48,087	0:18,727	0:14,874	0:14,486	0:48,319	0:18,860	0:15,167	0:48,319	0:18,860	0:15,167	0:14,292	0:48,319	0:18,860	0:15,167	0:14,292	0:48,319	0:18,860	0:14,292
0:48,659	0:18,845	0:15,057	0:14,757	0:50,263	0:19,267	0:16,302	0:50,263	0:19,267	0:16,302	0:14,694	0:50,263	0:19,267	0:16,302	0:14,694	0:50,263	0:19,267	0:14,694
0:48,297	0:18,913	0:14,753	0:14,631	0:49,193	0:19,214	0:15,179	0:49,193	0:19,214	0:15,179	0:14,800	0:49,193	0:19,214	0:15,179	0:14,800	0:49,193	0:19,214	0:14,800

DMSB



INTERNATIONALES DMSB - KARTRENNEN LONATO (ITA)

20-22/10/2017

20-22/10/17 Lonato (ITA)

25-27/08/17 Wackersdorf

07-09/07/17 Wackersdorf

26-28/05/17 Kerpen

05-07/05/17 Ampfing

DMSB Reg.Nr. 290-2017

R 7 DKM (OK) Heat 2 A < > C

Ziel		Sektion 1		Sektion 2		Sektion 3	
Fahrername	Zeit	Fahrername	Zeit	Fahrername	Zeit	Fahrername	Zeit
1 27 Tauscher,Alexander	0:46,625	18 Kacovsky,Matej	0:18,264	9 Arnold,Felix	0:14,295	27 Tauscher,Alexander	0:13,845
2 5 Schumacher,David	0:46,628	5 Schumacher,David	0:18,302	64 Rosina,Michael	0:14,339	78 Nielson,Nicklas	0:13,868
3 78 Nielson,Nicklas	0:46,633	86 Schulte,Maximilian	0:18,309	78 Nielson,Nicklas	0:14,345	80 Armellini,Andrea	0:13,900
4 20 Meyer,Kilian	0:46,654	54 Rozenfeld,David	0:18,323	86 Schulte,Maximilian	0:14,378	75 Hansen,Mikkel M.	0:13,903
5 54 Rozenfeld,David	0:46,703	82 Michelotto,Matthia	0:18,328	82 Michelotto,Matthia	0:14,381	5 Schumacher,David	0:13,911
6 18 Kacovsky,Matej	0:46,712	20 Meyer,Kilian	0:18,334	20 Meyer,Kilian	0:14,381	40 Fusen,Jan David	0:13,911
7 86 Schulte,Maximilian	0:46,713	72 Morozov,Ilya	0:18,342	27 Tauscher,Alexander	0:14,386	54 Rozenfeld,David	0:13,923
8 9 Arnold,Felix	0:46,718	78 Nielson,Nicklas	0:18,351	5 Schumacher,David	0:14,398	9 Arnold,Felix	0:13,923
9 82 Michelotto,Matthia	0:46,738	17 Füngeling,Luke	0:18,370	77 Pedersen,Nicolai	0:14,401	17 Füngeling,Luke	0:13,931
10 72 Morozov,Ilya	0:46,748	27 Tauscher,Alexander	0:18,382	18 Kacovsky,Matej	0:14,402	30 Hansen,Mads E	0:13,932
11 64 Rosina,Michael	0:46,776	10 Fritsch,Valentino	0:18,384	10 Fritsch,Valentino	0:14,407	18 Kacovsky,Matej	0:13,936
12 75 Hansen,Mikkel M.	0:46,815	22 Munding,Wodan Erik	0:18,386	75 Hansen,Mikkel M.	0:14,407	20 Meyer,Kilian	0:13,939
13 77 Pedersen,Nicolai	0:46,827	64 Rosina,Michael	0:18,394	72 Morozov,Ilya	0:14,411	82 Michelotto,Matthia	0:13,947
14 17 Füngeling,Luke	0:46,828	43 Boedler,Cameron	0:18,399	17 Füngeling,Luke	0:14,415	22 Munding,Wodan Erik	0:13,953
15 10 Fritsch,Valentino	0:46,832	9 Arnold,Felix	0:18,420	43 Boedler,Cameron	0:14,417	43 Boedler,Cameron	0:13,958
16 40 Fusen,Jan David	0:46,841	77 Pedersen,Nicolai	0:18,423	54 Rozenfeld,David	0:14,422	90 Degenbeck,Patrick	0:13,961
17 43 Boedler,Cameron	0:46,856	40 Fusen,Jan David	0:18,449	40 Fusen,Jan David	0:14,428	86 Schulte,Maximilian	0:13,967
18 22 Munding,Wodan Erik	0:46,904	75 Hansen,Mikkel M.	0:18,455	22 Munding,Wodan Erik	0:14,478	69 Orsini,Paolo	0:13,967
19 90 Degenbeck,Patrick	0:46,970	30 Hansen,Mads E	0:18,455	7 Thaqi,Kristian	0:14,484	72 Morozov,Ilya	0:13,989
20 30 Hansen,Mads E	0:46,986	7 Thaqi,Kristian	0:18,486	69 Orsini,Paolo	0:14,491	10 Fritsch,Valentino	0:13,989
21 80 Armellini,Andrea	0:47,013	48 Kocka,Ondrej	0:18,495	90 Degenbeck,Patrick	0:14,495	64 Rosina,Michael	0:14,003
22 69 Orsini,Paolo	0:47,118	31 Dörr,Phil	0:18,509	80 Armellini,Andrea	0:14,505	77 Pedersen,Nicolai	0:14,003
23 31 Dörr,Phil	0:47,158	69 Orsini,Paolo	0:18,513	30 Hansen,Mads E	0:14,540	31 Dörr,Phil	0:14,025
24 48 Kocka,Ondrej	0:47,206	90 Degenbeck,Patrick	0:18,514	31 Dörr,Phil	0:14,564	48 Kocka,Ondrej	0:14,029
25 88 Schmidli,Titus	0:47,261	88 Schmidli,Titus	0:18,533	88 Schmidli,Titus	0:14,576	88 Schmidli,Titus	0:14,073
26 7 Thaqi,Kristian	0:47,450	80 Armellini,Andrea	0:18,549	48 Kocka,Ondrej	0:14,591	25 Wlömer,Luka	0:14,208
27 25 Wlömer,Luka	0:47,586	16 Weber,Marcel	0:18,664	25 Wlömer,Luka	0:14,677	7 Thaqi,Kristian	0:14,243
28 16 Weber,Marcel	0:47,889	25 Wlömer,Luka	0:18,673	16 Weber,Marcel	0:14,753	16 Weber,Marcel	0:14,469
29 14 Tröger,Tim		14 Tröger,Tim		14 Tröger,Tim		14 Tröger,Tim	
30 66 Ferrari,Lorenzo		66 Ferrari,Lorenzo		66 Ferrari,Lorenzo		66 Ferrari,Lorenzo	

Sirecke / track: 1200m
 started: 30 classified: 30 not classified: 0

class: DKM (OK)

NEU - 1 - NEW

fastest Lap Kacovsky, Matej at: 0:46,515
 Doc. 28.1

Pos	Stf. Nr.	Fahrer Driver	Nation	Bewerber/Sponsor	Nation	Chassis/Motor/Reifen	Points	Runden Laps	Gesamtzeit Differenz	Abstand Gap	beste Runde best Lap	in R. in L.	o Geschw. o Speed
1	21	Hauger, Dennis	NOR	CRG Holland	NLD	CRG / Iame / Vega	0	13	10:11,492		0:46,634	8	91,8 km/h 92,6 km/h
2	1	Tonteri, Paavo	FIN	KSM Schumacher Racing Team	DEU	Tony Kart / Vortex / Vega	2	13	10:12,950	0:01,458	0:46,533	9	91,6 km/h 92,8 km/h
3	20	Meyer, Kilian	ESP	CRG Holland	NLD	CRG / Iame / Vega	3	13	10:13,753	0:02,261	0:46,533	8	91,5 km/h 92,8 km/h
4	72	Morozov, Ilya	RUS	WARD RACING	SWE	Tony Kart / Vortex / Vega	4	13	10:14,416	0:02,924	0:46,579	7	91,4 km/h 92,7 km/h
5	14	Tröger, Tim	DEU	CRG TB Racing Team	DEU	CRG / Iame / Vega	5	13	10:15,328	0:03,836	0:46,588	10	91,3 km/h 92,7 km/h
6	81	Sizov, Alexsey	RUS	TEAM KOMAROV	RUS	Tony Kart / TM / Vega	6	13	10:15,720	0:04,228	0:46,516	8	91,2 km/h 92,9 km/h
7	71	Bulantsev, Pavel	RUS	WARD RACING	SWE	Tony Kart / Vortex / Vega	7	13	10:16,152	0:04,660	0:46,557	9	91,1 km/h 92,8 km/h
8	12	Van Berlo, Glenn	NLD	CRG Keijzer Racing	NLD	CRG / Iame / Vega	8	13	10:17,522	0:06,030	0:46,673	8	90,9 km/h 92,6 km/h
9	27	Tauscher, Alexander	DEU	Lanari Racing Team	DEU	Zanardi / Iame / Vega	9	13	10:18,857	0:07,365	0:46,732	7	90,7 km/h 92,4 km/h
10	22	Munding, Wodan Erik	DEU	Kali-Kart Stern Motorsport	DEU	Kali Kart / Iame / Vega	10	13	10:19,112	0:07,620	0:46,672	7	90,7 km/h 92,6 km/h
11	70	Gerner, Carl-Anton	DNK	Chiesa Corse	ITA	Zanardi / Iame / Vega	11	13	10:19,149	0:07,657	0:46,607	12	90,7 km/h 92,7 km/h
12	86	Schulte, Maximilian	DEU	Solgat Motorsport	DEU	BirelART / TM / Vega	12	13	10:19,721	0:08,229	0:46,609	10	90,6 km/h 92,7 km/h
13	18	Kacovsky, Matej	CZE	Solgat Motorsport	DEU	BirelART / Iame / Vega	13	13	10:20,251	0:08,759	0:46,515	6	90,5 km/h 92,9 km/h
14	76	Pollastri, Riccardo	ITA	EMILIA KART SRL	ITA	BirelART / IAME / Vega	14	13	10:20,601	0:09,109	0:46,723	10	90,5 km/h 92,5 km/h
15	19	Maisch, Luca	DEU	CRG TB Racing Team	DEU	Zanardi / Iame / Vega	15	13	10:21,064	0:09,572	0:46,675	11	90,4 km/h 92,6 km/h
16	32	Liwinski, David	NLD	Mach 1 Motorsport	DEU	Mach 1 / Iame / Vega	16	13	10:21,734	0:10,242	0:46,812	12	90,3 km/h 92,3 km/h
17	67	Morriconi, Eduardo	ITA	Fusion Motorsport	GBR	EXPRIT / Vortex / Vega	17	13	10:23,145	0:11,653	0:46,706	10	90,1 km/h 92,5 km/h
18	48	Kocka, Ondrej	CZE	OKKART v ACR	CZE	CRG / Iame / Vega	18	13	10:24,520	0:13,028	0:46,958	10	89,9 km/h 92 km/h
19	87	Pavlicek, Matej	CZE	VMS RACING	CZE	Praga / TM / Vega	19	13	10:25,235	0:13,743	0:47,012	7	89,8 km/h 91,9 km/h
20	85	Sager, Moritz	AUT	KSB Racing Team	AUT	Kosmic / Vortex / Vega	20	13	10:29,965	0:18,473	0:47,271	8	89,1 km/h 91,4 km/h
21	34	Pros, Frantisek	CZE	VMS RACING	CZE	Praga / TM / Vega	21	13	10:34,252	0:22,760	0:47,390	11	88,5 km/h 91,2 km/h
22	90	Degenbeck, Patrick	DEU	CRG TB Racing Team	DEU	CRG / Iame / Vega	22	13	10:35,815	0:24,323	0:47,114	7	88,3 km/h 91,7 km/h
23	25	Wlörner, Luka	DEU	Mach 1 Motorsport	DEU	Mach 1 / Iame / Vega	23	13	10:38,255	0:26,763	0:47,186	10	88 km/h 91,6 km/h
24	47	Pytlík, Marek	CZE	OKKART v ACR	CZE	CRG / Iame / Vega	24	13	10:38,380	0:26,888	0:47,881	10	88 km/h 90,2 km/h
25	16	Weber, Marcel	DEU	Mach 1 Motorsport	DEU	Mach 1 / Rexion / Vega	25	13	10:39,239	0:27,747	0:47,773	13	87,9 km/h 90,4 km/h
26	80	Armellini, Andrea	ITA	Ward Racing	SWE	Tony Kart / Vortex / Vega	26	13	10:40,648	0:29,156	0:48,064	6	87,7 km/h 89,9 km/h
27	75	Hansen, Mikkel M.	DNK	Racing Motor DK	DNK	Kali Kart / TM / Vega	27	11	8:55,569	2 R	0:47,072	7	88,7 km/h 91,8 km/h
28	79	Marseglia, Leonardo	ITA	BABY RACE ACADEMY	ITA	Tony Kart / Vortex / Vega	28	2	1:39,213	11 R	0:48,101	2	87,1 km/h 89,8 km/h
29	82	Michelotto, Mattia	ITA	Chiesa Corse	GBR	Zanardi / Parilla / Vega	29	2	1:39,754	11 R	0:48,115	2	86,6 km/h 89,8 km/h
30	7	Thaqi, Kristian	KOS	Valier Motorsport	DEU	Sodi / Iame / Vega	30	1	0:56,576	12 R	0:53,150	1	76,4 km/h 81,3 km/h

StNr. 25,70 5 sec penalty Frontfairing
 StNr. 90 5 sec penalty Pushing

Rennleitung: Rüdiger Luth Racedirektor: Thomas Lainer
 Sportkommissare: Th. Ferrero / U. Bell / H. Seidel / P. Acerbi
 Techn. Kommissare: Hans-Jürgen Dangers / M. Grasshoff / C. Schmidt / D. Pietzko / M. Somera / A. Mazzanti
 Zeitnahme: KART-DATA timing service Franz Schieszler / Martin Summerer

Zeitnahme / timekeeping
 control *Schieszler*
 Franz Schieszler
 Aushangzeit



DMSB **DKM**

05-07/05/17 Ampfing
26-28/05/17 Kerpen
07-09/07/17 Wackersdorf
25-27/08/17 Wackersdorf
20-22/10/17 Lonato (ITA)

20-22/10/2017 Internationales DMSB - Kartrennen Lonato (ITA)

DMSB Reg.Nr. 290-2017

R 3 DKM (OK) Heat 1 B < > C

Strecke / track: 1200

Fahrrername Driver	Hauger Dennis	Tonteri Paavo	Meyer Kilian	Morozov Ilya	Tröger Tim	Sizov Alexsey	Bulatisev Pavel	Van Berlo Glenn	Tauscher Alexander	Munding Wodon Erik	Gerner Carl-Anton	Schulte Maximilian
schnellste Runde	0:46,634 Rn. 8	0:46,533 Rn. 9	0:46,533 Rn. 8	0:46,579 Rn. 7	0:46,588 Rn. 10	0:46,516 Rn. 8	0:46,557 Rn. 9	0:46,673 Rn. 8	0:46,732 Rn. 7	0:46,672 Rn. 7	0:46,607 Rn. 12	0:46,609 Rn. 10
Speed	92,6 km/h	92,8 km/h	92,8 km/h	92,7 km/h	92,7 km/h	92,9 km/h	92,8 km/h	92,6 km/h	92,4 km/h	92,6 km/h	92,7 km/h	92,7 km/h
Lap 1	0:48,078	0:48,413	0:50,104	0:49,950	0:51,079	0:50,499	0:51,391	0:50,619	0:52,290	0:52,016	0:49,571	0:50,683
Lap 2	0:47,246	0:47,405	0:47,830	0:47,786	0:47,325	0:47,858	0:47,428	0:47,595	0:47,690	0:48,341	0:47,750	0:48,656
Lap 3	0:47,143	0:47,103	0:47,365	0:47,253	0:47,350	0:47,640	0:47,260	0:48,979	0:47,068	0:47,451	0:47,093	0:47,857
Lap 4	0:46,937	0:47,002	0:46,725	0:46,822	0:47,228	0:47,938	0:47,949	0:47,475	0:47,297	0:47,115	0:46,940	0:48,091
Lap 5	0:46,798	0:46,832	0:47,052	0:47,519	0:46,796	0:46,827	0:46,748	0:46,815	0:47,046	0:47,078	0:46,917	0:47,113
Lap 6	0:46,918	0:46,841	0:46,681	0:46,846	0:46,910	0:46,766	0:46,664	0:46,820	0:46,867	0:46,749	0:46,940	0:46,731
Lap 7	0:46,752	0:46,580	0:46,554	0:46,572	0:46,621	0:46,637	0:46,664	0:46,810	0:46,732	0:46,672	0:46,758	0:46,940
Lap 8	0:46,634	0:46,597	0:46,533	0:46,702	0:46,608	0:46,516	0:46,608	0:46,673	0:47,071	0:46,946	0:46,688	0:46,985
Lap 9	0:46,752	0:46,533	0:46,723	0:46,658	0:46,601	0:46,589	0:46,557	0:46,803	0:46,913	0:46,881	0:46,769	0:47,695
Lap 10	0:46,706	0:46,917	0:46,594	0:46,627	0:46,588	0:46,551	0:46,559	0:46,775	0:46,814	0:46,722	0:46,985	0:46,609
Lap 11	0:46,696	0:46,992	0:46,587	0:46,675	0:46,687	0:46,647	0:46,719	0:46,724	0:46,809	0:46,675	0:46,684	0:46,839
Lap 12	0:46,791	0:47,035	0:46,619	0:46,690	0:46,610	0:46,721	0:46,670	0:46,795	0:46,847	0:46,790	0:46,607	0:46,764
Lap 13	0:46,821	0:46,983	0:46,668	0:46,761	0:46,677	0:46,614	0:46,691	0:46,838	0:46,897	0:46,814	0:46,841	0:46,801



DMSB Internationales DMSB - Kartrennen Lonato (ITA) 

20-22/10/2017

05-07/05/17 Ampfing
 26-28/05/17 Kerpen
 07-09/07/17 Wackersdorf
 25-27/08/17 Wackersdorf
20-22/10/17 Lonato (ITA)

DMSB Reg.Nr. 290-2017

R 3 DKM (OK) Heat 1 B < > C

Strecke / track: 1200

Fahrername Driver	Kacovsky Matej	Pollastri Riccardo	Maisch Luca	Liwinski David	Morritone Eduardo	Kocka Ondrej	Pavlicek Matej	Sager Moritz	Degenbeck Patrick	Pros Frantisek	Wlömer Luka	Pytlík Marek
schnellste Runde	0:46,515 Rn. 6	0:46,723 Rn. 10	0:46,675 Rn. 11	0:46,812 Rn. 12	0:46,706 Rn. 10	0:46,958 Rn. 10	0:47,012 Rn. 7	0:47,271 Rn. 8	0:47,114 Rn. 7	0:47,390 Rn. 11	0:47,186 Rn. 10	0:47,881 Rn. 10
Speed	92,9 km/h	92,5 km/h	92,6 km/h	92,3 km/h	92,5 km/h	92,0 km/h	91,9 km/h	91,4 km/h	91,7 km/h	91,2 km/h	91,6 km/h	90,2 km/h
Lap 1	0:52,937	0:51,829	0:51,694	0:52,324	0:52,724	0:52,538	0:52,520	0:53,444	0:52,939	0:53,119	0:52,987	0:53,366
Lap 2	0:48,784	0:48,384	0:47,522	0:48,306	0:49,051	0:48,894	0:48,629	0:48,435	0:49,476	0:48,854	0:49,024	0:49,533
Lap 3	0:48,371	0:47,437	0:47,434	0:48,262	0:49,095	0:47,971	0:49,080	0:49,226	0:49,065	0:48,296	0:48,286	0:48,586
Lap 4	0:46,818	0:47,161	0:47,314	0:47,149	0:47,129	0:47,233	0:47,426	0:48,465	0:47,757	0:52,203	0:48,402	0:48,294
Lap 5	0:46,949	0:47,601	0:47,092	0:47,312	0:46,998	0:47,577	0:47,236	0:48,079	0:49,701	0:47,745	0:48,886	0:49,278
Lap 6	<u>0:46,515</u>	0:46,957	0:46,910	0:46,898	0:46,854	0:46,975	0:47,220	0:47,647	0:47,129	0:47,823	0:47,357	0:48,530
Lap 7	0:46,598	0:46,907	0:46,773	0:46,933	0:47,157	0:47,384	<u>0:47,012</u>	0:47,384	0:47,114	0:47,594	0:47,281	0:47,967
Lap 8	0:46,882	0:46,779	0:47,590	0:47,314	0:47,542	0:47,322	0:47,079	<u>0:47,271</u>	0:47,959	0:47,828	0:48,079	0:48,270
Lap 9	0:46,725	0:47,068	0:48,992	0:47,445	0:47,056	0:47,755	0:47,320	0:47,363	0:47,149	0:47,444	0:47,446	0:48,240
Lap 10	0:46,615	<u>0:46,723</u>	0:46,786	0:46,924	<u>0:46,706</u>	<u>0:46,958</u>	0:47,015	0:47,497	0:47,198	0:47,398	<u>0:47,186</u>	<u>0:47,881</u>
Lap 11	0:46,755	0:46,827	<u>0:46,675</u>	0:46,946	0:46,800	0:46,961	0:47,141	0:47,321	0:47,240	<u>0:47,390</u>	0:47,844	0:47,978
Lap 12	0:46,840	0:47,318	0:46,789	<u>0:46,812</u>	0:46,782	0:47,092	0:47,075	0:47,470	0:47,186	0:47,467	0:48,795	0:48,119
Lap 13	0:46,722	0:46,849	0:46,924	0:46,951	0:46,792	0:47,072	0:47,185	0:47,316	0:47,238	0:47,429	0:47,633	0:47,914



DMSB
Internationales DMSB - Kartrennen Lonato (ITA)

05-07/05/17 Ampfing
26-28/05/17 Kerpen
07-09/07/17 Wackersdorf
25-27/08/17 Wackersdorf
20-22/10/17 Lonato (ITA)

DMSB RegNr. 290-2017

R 3 DKM (OK) Heat 1 B < > C

Strecke / track: 1200

Fahrername Driver	Weber Marcel	Armellin Andrea	Hansen Mikkel M.	Marseglia Leonardo	Michelotto Mattia	Thaqi Kristian
schnellste Runde in Runde	0:47,773 Rn. 13	0:48,064 Rn. 6	0:47,072 Rn. 7	0:48,101 Rn. 2	0:48,115 Rn. 2	0:53,150 Rn. 1
Speed	90,4 km/h	89,9 km/h	91,8 km/h	89,8 km/h	89,8 km/h	81,3 km/h
Lap 1	0:52,510	0:52,359	0:52,921	0:49,589	0:50,001	0:53,150
Lap 2	0:49,393	0:49,028	0:48,321	0:48,101	0:48,115	
Lap 3	0:48,700	0:48,793	0:48,791			
Lap 4	0:48,208	0:48,357	0:48,811			
Lap 5	0:49,392	0:49,484	0:49,509			
Lap 6	0:48,151	0:48,064	0:47,079			
Lap 7	0:48,110	0:48,110	0:47,072			
Lap 8	0:48,999	0:48,839	0:47,559			
Lap 9	0:48,478	0:49,411	0:47,235			
Lap 10	0:48,149	0:48,590	0:47,134			
Lap 11	0:48,037	0:48,330	0:47,143			
Lap 12	0:48,185	0:48,164				
Lap 13	0:47,773	0:48,240				

DMSB



Internationales DMSB - Kartrennen Lonato (ITA)

20-22/10/2017

05-07/05/17 Ampfing

26-28/05/17 Kerpen

07-09/07/17 Wackersdorf

25-27/08/17 Wackersdorf

20-22/10/17 Lonato (ITA)

DMSB Reg.Nr. 290-2017

R 3 DKM (OK) Heat 1 B < > C

Die schnellsten Zeiten

Ort	Nr. Fahrername	Zeit	Streckenl.	Ø Speed
Ziel	18 Karovsky, Matej	0:46,515	1200 m	92,9 km/h
Sektion 1	18 Karovsky, Matej	0:18,239	531 m	104,8 km/h
Sektion 2	71 Bulantsev, Pavel	0:14,262	390 m	98,4 km/h
Sektion 3	70 Gerner, Carl-Anton	0:13,834	279 m	72,6 km/h

Runde	Snr.21 Hauger, Dennis NOR CRG Holland			Snr.1 Tonteri, Paavo FIN KSM Schumacher Racing Team			Snr.20 Meyer, Kilian ESP CRG Holland			Snr.70 Gerner, Carl-Anton DNK Chiesa Corse			Snr.72 Morozov, Ilya RUS WARD RACING				
	theoretisch mögliche Bestzeit	Ziel	Sektion 3	theoretisch mögliche Bestzeit	Ziel	Sektion 3	theoretisch mögliche Bestzeit	Ziel	Sektion 3	theoretisch mögliche Bestzeit	Ziel	Sektion 3	theoretisch mögliche Bestzeit	Ziel	Sektion 3		
Runde 1	0:48,078	0:19,141	0:14,763	0:14,174	0:48,413	0:19,472	0:14,758	0:14,183	0:50,104	0:20,538	0:14,996	0:14,570	0:49,571	0:19,800	0:15,025	0:14,746	
Runde 2	0:47,246	0:18,541	0:14,556	0:14,149	0:47,405	0:18,568	0:14,644	0:14,193	0:47,830	0:18,664	0:14,626	0:14,540	0:47,750	0:18,776	0:14,696	0:14,278	
Runde 3	0:47,143	0:18,526	0:14,582	0:14,035	0:47,103	0:18,501	0:14,464	0:14,138	0:47,365	0:18,512	0:14,644	0:14,209	0:47,093	0:18,557	0:14,496	0:14,040	
Runde 4	0:46,937	0:18,414	0:14,532	0:13,991	0:47,002	0:18,475	0:14,496	0:14,031	0:46,725	0:18,301	0:14,394	0:14,030	0:46,940	0:18,485	0:14,528	0:13,927	
Runde 5	0:46,798	0:18,384	0:14,482	0:13,932	0:46,832	0:18,440	0:14,424	0:13,968	0:47,052	0:18,287	0:14,396	0:14,369	0:46,917	0:18,539	0:14,448	0:13,930	
Runde 6	0:46,918	0:18,416	0:14,472	0:14,030	0:46,841	0:18,429	0:14,461	0:13,951	0:46,681	0:18,342	0:14,397	0:13,942	0:46,940	0:18,433	0:14,511	0:13,996	
Runde 7	0:46,752	0:18,373	0:14,431	0:13,948	0:46,580	0:18,375	0:14,290	0:13,915	0:46,554	0:18,274	0:14,340	0:13,940	0:46,758	0:18,465	0:14,443	0:13,850	
Runde 8	0:46,634	0:18,311	0:14,424	0:13,899	0:46,597	0:18,381	0:14,297	0:13,919	0:46,533	0:18,277	0:14,300	0:13,956	0:46,688	0:18,348	0:14,456	0:13,884	
Runde 9	0:46,752	0:18,372	0:14,458	0:13,922	0:46,533	0:18,350	0:14,309	0:13,874	0:46,723	0:18,319	0:14,421	0:13,983	0:46,769	0:18,413	0:14,456	0:13,900	
Runde 10	0:46,706	0:18,327	0:14,437	0:13,942	0:46,917	0:18,401	0:14,533	0:13,983	0:46,594	0:18,279	0:14,351	0:13,964	0:46,985	0:18,333	0:14,558	0:14,294	
Runde 11	0:46,696	0:18,332	0:14,437	0:13,927	0:46,992	0:18,505	0:14,482	0:14,005	0:46,587	0:18,338	0:14,347	0:13,902	0:46,684	0:18,356	0:14,431	0:13,897	
Runde 12	0:46,791	0:18,443	0:14,422	0:13,926	0:47,035	0:18,496	0:14,531	0:14,008	0:46,619	0:18,328	0:14,324	0:13,967	0:46,607	0:18,377	0:14,596	0:13,834	
Runde 13	0:46,821	0:18,348	0:14,454	0:14,019	0:46,983	0:18,554	0:14,483	0:13,946	0:46,668	0:18,368	0:14,349	0:13,951	0:46,841	0:18,467	0:14,431	0:13,943	



DMSB
Internationales DMSB - Kartrennen Lonato (ITA)

05-07/05/17 Ampfing
26-28/05/17 Kerpen
07-09/07/17 Wackersdorf
25-27/08/17 Wackersdorf
20-22/10/17 Lonato (ITA)

20-22/10/2017 Internationales DMSB - Kartrennen Lonato (ITA)

DMSB Reg.Nr. 290-2017

R 3 DKM (OK) Heat 1 B < > C

Die schnellsten Zeiten

Ort	Nr. Fahrername	Zeit	Streckenl.	ø Speed
Ziel	18 Karovsky, Matej	0:46,515	1200 m	92,9 km/h
Sektion 1	18 Karovsky, Matej	0:18,239	531 m	104,8 km/h
Sektion 2	71 Bulantsev, Pavel	0:14,262	390 m	98,4 km/h
Sektion 3	70 Gerner, Carl-Anton	0:13,834	279 m	72,6 km/h

Runde	Snr.14 Tröger, Tim DEU CRG TB Racing Team			Snr.81 Sizov, Alexsey RUS TEAM KOMAROV			Snr.71 Bulantsev, Pavel RUS WARD RACING			Snr.12 Van Berlo, Glenn NLD CRG Keijzer Racing			Snr.27 Tauscher, Alexander DEU Lanari Racing Team						
	theoretisch mögliche Bestzeit	Sektion 2	Sektion 3	theoretisch mögliche Bestzeit	Sektion 2	Sektion 3	theoretisch mögliche Bestzeit	Sektion 1	Sektion 2	Sektion 3	theoretisch mögliche Bestzeit	Sektion 1	Sektion 2	Sektion 3	theoretisch mögliche Bestzeit	Sektion 1	Sektion 2	Sektion 3	
Runde 1	0:51,079	0:21,173	0:15,456	0:50,499	0:20,777	0:14,938	0:14,784	0:51,391	0:20,978	0:15,622	0:14,791	0:50,619	0:20,972	0:15,043	0:14,604	0:52,290	0:21,670	0:15,976	0:14,644
Runde 2	0:47,325	0:18,627	0:14,568	0:47,858	0:18,859	0:14,819	0:14,180	0:47,428	0:18,574	0:14,584	0:14,270	0:47,595	0:18,770	0:14,585	0:14,240	0:47,690	0:18,776	0:14,749	0:14,765
Runde 3	0:47,350	0:18,463	0:14,539	0:47,640	0:18,532	0:14,634	0:14,474	0:47,260	0:18,391	0:14,445	0:14,424	0:48,979	0:18,479	0:14,638	0:15,862	0:47,068	0:18,542	0:14,515	0:14,011
Runde 4	0:47,228	0:18,688	0:14,011	0:47,938	0:18,658	0:14,879	0:14,401	0:47,949	0:18,465	0:14,740	0:14,744	0:47,475	0:18,419	0:14,451	0:14,605	0:47,297	0:18,725	0:14,560	0:14,012
Runde 5	0:46,796	0:18,435	0:14,316	0:46,827	0:18,432	0:14,418	0:13,977	0:46,748	0:18,395	0:14,341	0:14,012	0:46,815	0:18,394	0:14,338	0:14,083	0:47,046	0:18,553	0:14,520	0:13,973
Runde 6	0:46,910	0:18,504	0:14,427	0:46,766	0:18,415	0:14,411	0:13,940	0:46,664	0:18,373	0:14,366	0:13,925	0:46,820	0:18,417	0:14,360	0:14,043	0:46,867	0:18,477	0:14,441	0:13,949
Runde 7	0:46,621	0:18,453	0:14,287	0:46,637	0:18,387	0:14,370	0:13,880	0:46,664	0:18,316	0:14,422	0:13,926	0:46,810	0:18,437	0:14,386	0:13,987	0:46,732	0:18,402	0:14,447	0:13,883
Runde 8	0:46,608	0:18,421	0:14,320	0:46,516	0:18,377	0:14,278	0:13,861	0:46,608	0:18,342	0:14,350	0:13,916	0:46,673	0:18,343	0:14,365	0:13,965	0:47,071	0:18,447	0:14,672	0:13,952
Runde 9	0:46,601	0:18,392	0:14,347	0:46,589	0:18,370	0:14,307	0:13,912	0:46,557	0:18,324	0:14,262	0:13,971	0:46,803	0:18,374	0:14,470	0:13,959	0:46,913	0:18,468	0:14,473	0:13,972
Runde 10	0:46,588	0:18,364	0:14,334	0:46,551	0:18,390	0:14,298	0:13,863	0:46,559	0:18,340	0:14,282	0:13,937	0:46,775	0:18,346	0:14,465	0:13,964	0:46,814	0:18,492	0:14,446	0:13,876
Runde 11	0:46,687	0:18,409	0:14,401	0:46,647	0:18,416	0:14,347	0:13,884	0:46,719	0:18,426	0:14,396	0:13,897	0:46,724	0:18,372	0:14,399	0:13,953	0:46,809	0:18,467	0:14,475	0:13,867
Runde 12	0:46,610	0:18,412	0:14,348	0:46,721	0:18,434	0:14,382	0:13,905	0:46,670	0:18,371	0:14,363	0:13,936	0:46,795	0:18,384	0:14,454	0:13,957	0:46,847	0:18,509	0:14,434	0:13,904
Runde 13	0:46,677	0:18,467	0:14,368	0:46,614	0:18,407	0:14,338	0:13,869	0:46,691	0:18,430	0:14,328	0:13,933	0:46,888	0:18,504	0:14,422	0:13,912	0:46,897	0:18,465	0:14,492	0:13,940



DMSB
Internationales DMSB - Kartrennen Lonato (ITA)

05-07/05/17 Ampfing
26-28/05/17 Kerpen
07-09/07/17 Wackersdorf
25-27/08/17 Wackersdorf
20-22/10/17 Lonato (ITA)

DMSB Reg.Nr. 290-2017

R 3 DKM (OK) Heat 1 B < > C

Die schnellsten Zeiten

Ort	Nr. Fahrername	Zeit	Streckenl.	Ø Speed
Ziel	18 Kacovsky,Matej	0:46,515	1200 m	92,9 km/h
Sektion 1	18 Kacovsky,Matej	0:18,239	581 m	104,8 km/h
Sektion 2	71 Bulantsev,Pavel	0:14,262	390 m	98,4 km/h
Sektion 3	70 Gerner,Carl-Anton	0:13,834	279 m	72,6 km/h

Runde	Smr.22 Munding,Wodan Erik DEU Kali-Kart Stern Motorsport			Smr.86 Schulte,Maximilian DEU Solgat Motorsport			Smr.18 Kacovsky,Matej CZE Solgat Motorsport			Smr.76 Pollastri,Riccardo ITA EMILIA KART SRL			Smr.19 Maisch,Luca DEU CRG TB Racing Team			
	theoretisch mögliche Bestzeit	Ziel	Sektion 3	theoretisch mögliche Bestzeit	Ziel	Sektion 3	theoretisch mögliche Bestzeit	Ziel	Sektion 3	theoretisch mögliche Bestzeit	Ziel	Sektion 3	theoretisch mögliche Bestzeit	Ziel	Sektion 3	
Runde 1	0:52,016	0:21,255	0:15,845	0:14,916	0:50,683	0:20,993	0:15,179	0:14,511	0:52,937	0:21,584	0:16,278	0:15,075	0:51,829	0:20,887	0:15,747	0:15,195
Runde 2	0:48,341	0:19,126	0:14,809	0:14,406	0:48,656	0:18,890	0:14,807	0:14,959	0:48,784	0:18,726	0:15,126	0:14,932	0:47,522	0:19,194	0:14,770	0:14,420
Runde 3	0:47,451	0:18,604	0:14,819	0:14,028	0:47,857	0:18,678	0:14,610	0:14,569	0:48,371	0:19,314	0:14,809	0:14,248	0:47,437	0:18,681	0:14,663	0:14,093
Runde 4	0:47,115	0:18,510	0:14,541	0:14,064	0:48,091	0:19,373	0:14,610	0:14,108	0:46,818	0:18,381	0:14,389	0:14,048	0:47,161	0:18,523	0:14,589	0:14,049
Runde 5	0:47,078	0:18,413	0:14,619	0:14,046	0:47,113	0:18,504	0:14,403	0:14,206	0:46,949	0:18,508	0:14,416	0:14,025	0:47,601	0:18,521	0:14,645	0:14,435
Runde 6	0:46,749	0:18,381	0:14,453	0:13,915	0:46,731	0:18,369	0:14,380	0:13,982	0:46,515	0:18,290	0:14,304	0:13,921	0:46,957	0:18,431	0:14,516	0:14,010
Runde 7	0:46,672	0:18,281	0:14,425	0:13,966	0:46,940	0:18,448	0:14,465	0:14,027	0:46,598	0:18,300	0:14,350	0:13,948	0:46,907	0:18,450	0:14,492	0:13,965
Runde 8	0:46,946	0:18,366	0:14,498	0:14,082	0:46,985	0:18,341	0:14,494	0:14,150	0:46,882	0:18,239	0:14,386	0:14,257	0:46,779	0:18,333	0:14,519	0:13,927
Runde 9	0:46,881	0:18,464	0:14,481	0:13,936	0:47,695	0:19,104	0:14,510	0:14,081	0:46,725	0:18,352	0:14,468	0:13,905	0:47,068	0:18,733	0:14,432	0:13,903
Runde 10	0:46,722	0:18,391	0:14,383	0:13,948	0:46,609	0:18,280	0:14,315	0:14,014	0:46,615	0:18,255	0:14,335	0:14,025	0:46,723	0:18,426	0:14,411	0:13,886
Runde 11	0:46,675	0:18,413	0:14,389	0:13,873	0:46,839	0:18,462	0:14,453	0:13,924	0:46,755	0:18,326	0:14,489	0:13,940	0:46,827	0:18,387	0:14,516	0:13,924
Runde 12	0:46,790	0:18,374	0:14,492	0:13,924	0:46,764	0:18,421	0:14,434	0:13,909	0:46,840	0:18,375	0:14,517	0:13,948	0:47,318	0:18,413	0:14,484	0:14,421
Runde 13	0:46,814	0:18,370	0:14,487	0:13,957	0:46,801	0:18,477	0:14,450	0:13,874	0:46,722	0:18,382	0:14,389	0:13,951	0:46,849	0:18,426	0:14,452	0:13,971



DMSB
Internationales DMSB - Kartrennen Lonato (ITA)

05-07/05/17 Ampfing
26-28/05/17 Kerpen
07-09/07/17 Wackersdorf
25-27/08/17 Wackersdorf
20-22/10/17 Lonato (ITA)

DMSB Reg.Nr. 290-2017

R 3 DKM (OK) Heat 1 B < > C

Die schnellsten Zeiten

Ort	Nr. Fahrername	Zeit	Streckenl.	ø Speed
Ziel	18 Karovsky, Matej	0:46,515	1200 m	92,9 km/h
Sektion 1	18 Karovsky, Matej	0:18,239	531 m	104,8 km/h
Sektion 2	71 Bulantsev, Pavel	0:14,262	390 m	98,4 km/h
Sektion 3	70 Gerner, Carl-Anton	0:13,834	279 m	72,6 km/h

Runde	Smr.32 Liwinski, David NLD Mach 1 Motorsport			Smr.67 Morricono, Eduardo ITA Fusion Motorsport			Smr.48 Kocka, Ondrej CZE OKKART v ACR			Smr.87 Pavlicek, Matej CZE VMS RACING			Smr.85 Sager, Moritz AUT KSB Racing Team						
	theoretisch mögliche Bestzeit	Ziel	Sektion 3	theoretisch mögliche Bestzeit	Ziel	Sektion 3	theoretisch mögliche Bestzeit	Ziel	Sektion 3	theoretisch mögliche Bestzeit	Ziel	Sektion 3	theoretisch mögliche Bestzeit	Ziel	Sektion 3				
Runde 1	0:52,324	0:20,995	0:15,374	0:52,724	0:21,561	0:16,088	0:15,075	0:52,538	0:21,523	0:16,114	0:14,901	0:52,520	0:21,158	0:16,320	0:15,042	0:53,444	0:21,631	0:16,586	0:15,227
Runde 2	0:48,306	0:18,947	0:14,770	0:49,051	0:18,968	0:15,177	0:14,906	0:48,894	0:18,891	0:14,986	0:15,017	0:48,629	0:18,853	0:15,084	0:14,692	0:48,435	0:18,937	0:15,161	0:14,337
Runde 3	0:48,262	0:18,930	0:15,157	0:49,095	0:19,534	0:15,092	0:14,469	0:47,971	0:19,109	0:14,751	0:14,111	0:49,080	0:19,165	0:14,850	0:15,065	0:49,226	0:18,935	0:15,345	0:14,946
Runde 4	0:47,149	0:18,487	0:14,594	0:47,129	0:18,520	0:14,526	0:14,083	0:47,233	0:18,551	0:14,543	0:14,139	0:47,426	0:18,605	0:14,647	0:14,174	0:48,465	0:18,799	0:15,077	0:14,589
Runde 5	0:47,312	0:18,406	0:14,575	0:46,998	0:18,434	0:14,526	0:14,038	0:47,577	0:18,852	0:14,573	0:14,152	0:47,236	0:18,547	0:14,613	0:14,076	0:48,079	0:19,063	0:14,877	0:14,139
Runde 6	0:46,898	0:18,410	0:14,472	0:46,854	0:18,436	0:14,479	0:13,939	0:46,975	0:18,456	0:14,450	0:14,069	0:47,220	0:18,488	0:14,602	0:14,130	0:47,647	0:18,678	0:14,767	0:14,202
Runde 7	0:46,933	0:18,407	0:14,486	0:47,157	0:18,360	0:14,533	0:14,264	0:47,384	0:18,447	0:14,479	0:14,458	0:47,012	0:18,471	0:14,519	0:14,022	0:47,384	0:18,601	0:14,744	0:14,039
Runde 8	0:47,314	0:18,365	0:14,440	0:47,542	0:18,602	0:14,604	0:14,336	0:47,322	0:18,546	0:14,505	0:14,271	0:47,079	0:18,531	0:14,586	0:13,962	0:47,271	0:18,521	0:14,661	0:14,089
Runde 9	0:47,445	0:18,477	0:14,647	0:47,056	0:18,473	0:14,591	0:13,992	0:47,755	0:18,547	0:15,191	0:14,017	0:47,320	0:18,548	0:14,612	0:14,160	0:47,363	0:18,657	0:14,654	0:14,052
Runde 10	0:46,924	0:18,457	0:14,447	0:46,706	0:18,364	0:14,414	0:13,928	0:46,958	0:18,459	0:14,525	0:13,974	0:47,015	0:18,476	0:14,538	0:14,001	0:47,497	0:18,649	0:14,756	0:14,092
Runde 11	0:46,946	0:18,416	0:14,508	0:46,800	0:18,406	0:14,479	0:13,915	0:46,961	0:18,485	0:14,552	0:13,924	0:47,141	0:18,521	0:14,524	0:14,096	0:47,321	0:18,565	0:14,676	0:14,080
Runde 12	0:46,812	0:18,386	0:13,918	0:46,782	0:18,451	0:14,476	0:13,855	0:47,092	0:18,548	0:14,522	0:14,022	0:47,075	0:18,498	0:14,538	0:14,039	0:47,470	0:18,614	0:14,718	0:14,138
Runde 13	0:46,951	0:18,386	0:14,460	0:46,792	0:18,385	0:14,501	0:13,906	0:47,072	0:18,489	0:14,615	0:13,968	0:47,185	0:18,494	0:14,652	0:14,039	0:47,316	0:18,507	0:14,764	0:14,045



DMSB
Internationales DMSB - Kartrennen Lonato (ITA)

05-07/05/17 Ampfing
26-28/05/17 Kerpen
07-09/07/17 Wackersdorf
25-27/08/17 Wackersdorf
20-22/10/17 Lonato (ITA)

DMSB Reg.Nr. 290-2017

R 3 DKM (OK) Heat 1 B < > C

Die schnellsten Zeiten

Ort	Nr. Fahrername	Zeit	Streckenl.	ø Speed
Ziel	18 Karovsky, Matej	0:46,515	1200 m	92,9 km/h
Sektion 1	18 Karovsky, Matej	0:18,239	531 m	104,8 km/h
Sektion 2	71 Bulantsev, Pavel	0:14,262	390 m	98,4 km/h
Sektion 3	70 Gerner, Carl-Anton	0:13,834	279 m	72,6 km/h

Runde	Smr.90 Degenbeck, Patrick DEU CRG TB Racing Team			Smr.25 Wlörner, Luka DEU Mach 1 Motorsport			Smr.34 Pros, Frantisek CZE VMS RACING			Smr.47 Pytlík, Marek CZE OKKART v ACR			Smr.16 Weber, Marcel DEU Mach 1 Motorsport			
	theoretisch mögliche Bestzeit	Ziel	Sektion 3	theoretisch mögliche Bestzeit	Ziel	Sektion 3	theoretisch mögliche Bestzeit	Ziel	Sektion 3	theoretisch mögliche Bestzeit	Ziel	Sektion 3	theoretisch mögliche Bestzeit	Ziel	Sektion 3	
Runde 1	0:52,939	0:20,880	0:16,337	0:15,722	0:52,987	0:21,708	0:16,015	0:15,264	0:47,390	0:18,618	0:14,594	0:14,049	0:53,366	0:20,742	0:17,210	0:15,414
Runde 2	0:49,476	0:20,122	0:14,952	0:14,402	0:49,024	0:19,372	0:14,956	0:14,696	0:48,854	0:19,047	0:14,985	0:14,822	0:49,533	0:19,583	0:15,392	0:14,558
Runde 3	0:49,065	0:19,148	0:15,473	0:14,444	0:48,286	0:19,198	0:14,944	0:14,144	0:48,296	0:18,746	0:15,063	0:14,487	0:48,586	0:19,101	0:14,996	0:14,489
Runde 4	0:47,757	0:18,714	0:14,862	0:14,181	0:48,402	0:18,669	0:15,034	0:14,699	0:52,203	0:18,719	0:19,101	0:14,383	0:48,294	0:19,095	0:14,848	0:14,351
Runde 5	0:49,701	0:19,726	0:15,475	0:14,500	0:48,886	0:19,598	0:15,244	0:14,044	0:47,745	0:18,780	0:14,731	0:14,234	0:49,278	0:18,994	0:15,375	0:14,909
Runde 6	0:47,129	0:18,684	0:14,490	0:13,955	0:47,357	0:18,605	0:14,638	0:14,114	0:47,823	0:18,656	0:14,948	0:14,219	0:48,530	0:18,926	0:14,819	0:14,785
Runde 7	0:47,114	0:18,508	0:14,566	0:14,040	0:47,281	0:18,651	0:14,622	0:14,008	0:47,594	0:18,727	0:14,699	0:14,168	0:47,967	0:18,910	0:14,829	0:14,228
Runde 8	0:47,959	0:18,558	0:14,835	0:14,566	0:48,079	0:18,773	0:15,137	0:14,169	0:47,828	0:18,719	0:14,974	0:14,135	0:48,270	0:18,927	0:15,030	0:14,313
Runde 9	0:47,149	0:18,547	0:14,546	0:14,056	0:47,446	0:18,675	0:14,644	0:14,127	0:47,444	0:18,697	0:14,646	0:14,101	0:48,240	0:18,831	0:15,164	0:14,245
Runde 10	0:47,198	0:18,537	0:14,650	0:14,011	0:47,186	0:18,558	0:14,591	0:14,037	0:47,398	0:18,689	0:14,613	0:14,096	0:47,881	0:18,897	0:14,799	0:14,185
Runde 11	0:47,240	0:18,763	0:14,477	0:14,000	0:47,844	0:19,158	0:14,623	0:14,063	0:47,390	0:18,747	0:14,594	0:14,049	0:47,978	0:18,947	0:14,774	0:14,257
Runde 12	0:47,186	0:18,590	0:14,625	0:13,971	0:48,795	0:18,644	0:15,947	0:14,204	0:47,467	0:18,618	0:14,703	0:14,146	0:48,119	0:19,137	0:14,778	0:14,204
Runde 13	0:47,238	0:18,666	0:14,581	0:13,991	0:47,633	0:18,826	0:14,703	0:14,104	0:47,429	0:18,692	0:14,633	0:14,104	0:47,914	0:18,921	0:14,804	0:14,189



DMSB
Internationales DMSB - Kartrennen Lonato (ITA)

05-07/05/17 Ampfing
26-28/05/17 Kerpen
07-09/07/17 Wackersdorf
25-27/08/17 Wackersdorf
20-22/10/17 Lonato (ITA)

DMSB Reg.Nr. 290-2017

R 3 DKM (OK) Heat 1 B < > C

Die schnellsten Zeiten

Ort	Nr. Fahrername	Zeit	Streckenl.	Ø Speed
Ziel	18 Karovsky, Matej	0:46,515	1200 m	92,9 km/h
Sektion 1	18 Karovsky, Matej	0:18,239	531 m	104,8 km/h
Sektion 2	71 Bulantsev, Pavel	0:14,262	390 m	98,4 km/h
Sektion 3	70 Gerner, Carl-Anton	0:13,834	279 m	72,6 km/h

	Smr.80 Armellin, Andrea ITA World Racing	Smr.75 Hansen, Mikkel M. DNK Racing Motor DK	Smr.79 Marseglia, Leonardo ITA BABY RACE ACADEMY	Smr.82 Michelotto, Mattia ITA Chiesa Corse	Smr.7 Thaqi, Kristian KOS Valter Motorsport
	theoretisch mögliche Bestzeit 0:47,874	theoretisch mögliche Bestzeit 0:47,017	theoretisch mögliche Bestzeit 0:48,008	theoretisch mögliche Bestzeit 0:47,939	theoretisch mögliche Bestzeit 0:53,150
	Ziel Sektion 1 Sektion 2 Sektion 3	Ziel Sektion 1 Sektion 2 Sektion 3	Ziel Sektion 1 Sektion 2 Sektion 3	Ziel Sektion 1 Sektion 2 Sektion 3	Ziel Sektion 1 Sektion 2 Sektion 3
Runde 1	0:48,064 0:18,588 0:15,054 0:14,232	0:47,072 0:18,541 0:14,538 0:13,938	0:48,101 0:18,671 0:14,761 0:14,576	0:48,115 0:18,495 0:14,712 0:14,732	0:53,150 0:21,229 0:16,582 0:15,339
Runde 2	0:52,359 0:20,353 0:16,792 0:15,214	0:52,921 0:20,802 0:16,797 0:15,322	0:49,589 0:19,965 0:15,048 0:14,576	0:50,001 0:20,198 0:15,071 0:14,732	0:53,150 0:21,229 0:16,582 0:15,339
Runde 3	0:49,028 0:19,265 0:15,431 0:14,332	0:48,321 0:19,162 0:14,828 0:14,331	0:48,101 0:18,671 0:14,761 0:14,669	0:48,115 0:18,650 0:14,712 0:14,753	
Runde 4	0:48,793 0:19,078 0:15,224 0:14,491	0:48,791 0:18,734 0:15,115 0:14,942	0:48,101 0:18,671 0:14,761 0:14,902	0:48,115 0:18,495 0:14,787	
Runde 5	0:48,357 0:18,588 0:15,363 0:14,406	0:48,811 0:19,128 0:15,061 0:14,622			
Runde 6	0:49,484 0:18,917 0:15,610 0:14,957	0:49,509 0:19,625 0:15,519 0:14,365			
Runde 7	0:48,064 0:18,712 0:15,054 0:14,298	0:47,079 0:18,541 0:14,564 0:13,974			
Runde 8	0:48,110 0:18,671 0:15,096 0:14,343	0:47,072 0:18,578 0:14,556 0:13,938			
Runde 9	0:48,839 0:18,753 0:15,589 0:14,497	0:47,559 0:18,605 0:14,882 0:14,072			
Runde 10	0:49,411 0:18,843 0:15,444 0:15,124	0:47,235 0:18,585 0:14,604 0:14,046			
Runde 11	0:48,590 0:18,661 0:15,494 0:14,435	0:47,134 0:18,575 0:14,538 0:14,021			
Runde 12	0:48,330 0:18,643 0:15,357 0:14,330	0:47,143 0:18,597 0:14,575 0:13,971			
Runde 13	0:48,164 0:18,694 0:15,238 0:14,232				
	0:48,240 0:18,605 0:15,200 0:14,435				

DMSB **DKM**

20-22/10/2017 Internationales DMSB - Kartrennen Lonato (ITA)

20-22/10/17 Lonato (ITA)

DMSB RegNr. 290-2017

05-07/05/17 Ampfing
26-28/05/17 Kerpen
07-09/07/17 Wackersdorf
25-27/08/17 Wackersdorf
20-22/10/17 Lonato (ITA)

R 3 DKM (OK) Heat 1 B < > C

Ziel		Sektion 1		Sektion 2		Sektion 3	
Fahrername	Zeit	Fahrername	Zeit	Fahrername	Zeit	Fahrername	Zeit
1 18 Kacovsky,Matej	0:46,515	18 Kacovsky,Matej	0:18,239	71 Bulantsev,Pavel	0:14,262	70 Gerner,Carl-Anton	0:13,834
2 81 Sizov,Alexsey	0:46,516	20 Meyer,Kilian	0:18,274	81 Sizov,Alexsey	0:14,278	14 Tröger,Tim	0:13,842
3 1 Tonteri,Paavo	0:46,533	86 Schulte,Maximilian	0:18,280	14 Tröger,Tim	0:14,287	67 Morricone,Eduardo	0:13,855
4 20 Meyer,Kilian	0:46,533	22 Munding,Wodan Erik	0:18,281	1 Tonteri,Paavo	0:14,290	81 Sizov,Alexsey	0:13,861
5 71 Bulantsev,Pavel	0:46,557	72 Morozov,Ilya	0:18,291	20 Meyer,Kilian	0:14,300	27 Tauscher,Alexander	0:13,867
6 72 Morozov,Ilya	0:46,579	21 Hauger,Dennis	0:18,311	72 Morozov,Ilya	0:14,304	22 Munding,Wodan Erik	0:13,873
7 14 Tröger,Tim	0:46,588	71 Bulantsev,Pavel	0:18,316	18 Kacovsky,Matej	0:14,304	1 Tonteri,Paavo	0:13,874
8 70 Gerner,Carl-Anton	0:46,607	19 Maisch,Luca	0:18,325	86 Schulte,Maximilian	0:14,315	86 Schulte,Maximilian	0:13,874
9 86 Schulte,Maximilian	0:46,609	70 Gerner,Carl-Anton	0:18,333	12 Van Berlo,Glenn	0:14,338	76 Pollastri,Ricardo	0:13,886
10 21 Hauger,Dennis	0:46,634	76 Pollastri,Ricardo	0:18,333	70 Gerner,Carl-Anton	0:14,358	71 Bulantsev,Pavel	0:13,897
11 22 Munding,Wodan Erik	0:46,672	12 Van Berlo,Glenn	0:18,343	22 Munding,Wodan Erik	0:14,383	21 Hauger,Dennis	0:13,899
12 12 Van Berlo,Glenn	0:46,673	1 Tonteri,Paavo	0:18,350	76 Pollastri,Ricardo	0:14,411	20 Meyer,Kilian	0:13,902
13 19 Maisch,Luca	0:46,675	67 Morricone,Eduardo	0:18,360	67 Morricone,Eduardo	0:14,414	18 Kacovsky,Matej	0:13,905
14 67 Morricone,Eduardo	0:46,706	14 Tröger,Tim	0:18,364	21 Hauger,Dennis	0:14,422	19 Maisch,Luca	0:13,910
15 76 Pollastri,Ricardo	0:46,723	32 Liwinski,David	0:18,365	27 Tauscher,Alexander	0:14,434	12 Van Berlo,Glenn	0:13,912
16 27 Tauscher,Alexander	0:46,732	81 Sizov,Alexsey	0:18,370	19 Maisch,Luca	0:14,440	32 Liwinski,David	0:13,918
17 32 Liwinski,David	0:46,812	27 Tauscher,Alexander	0:18,402	32 Liwinski,David	0:14,447	48 Kocka,Ondrej	0:13,924
18 48 Kocka,Ondrej	0:46,958	48 Kocka,Ondrej	0:18,447	48 Kocka,Ondrej	0:14,450	75 Hansen,Mikkel M.	0:13,938
19 87 Pavlicek,Matej	0:47,012	87 Pavlicek,Matej	0:18,471	90 Degenbeck,Patrick	0:14,477	72 Morozov,Ilya	0:13,940
20 75 Hansen,Mikkel M.	0:47,072	82 Michelotto,Mattia	0:18,495	87 Pavlicek,Matej	0:14,519	90 Degenbeck,Patrick	0:13,955
21 90 Degenbeck,Patrick	0:47,114	85 Sager,Moritz	0:18,507	75 Hansen,Mikkel M.	0:14,538	87 Pavlicek,Matej	0:13,962
22 25 Wlömer,Luka	0:47,186	90 Degenbeck,Patrick	0:18,508	25 Wlömer,Luka	0:14,591	25 Wlömer,Luka	0:14,008
23 85 Sager,Moritz	0:47,271	75 Hansen,Mikkel M.	0:18,541	34 Pros,Frantisek	0:14,594	85 Sager,Moritz	0:14,039
24 34 Pros,Frantisek	0:47,390	25 Wlömer,Luka	0:18,558	85 Sager,Moritz	0:14,654	34 Pros,Frantisek	0:14,049
25 16 Weber,Marcel	0:47,773	80 Armellini,Andrea	0:18,588	82 Michelotto,Mattia	0:14,712	47 Pytlik,Marek	0:14,185
26 47 Pytlik,Marek	0:47,881	34 Pros,Frantisek	0:18,618	16 Weber,Marcel	0:14,745	80 Armellini,Andrea	0:14,232
27 80 Armellini,Andrea	0:48,064	16 Weber,Marcel	0:18,645	79 Marseglia,Leonardo	0:14,761	16 Weber,Marcel	0:14,321
28 79 Marseglia,Leonardo	0:48,101	79 Marseglia,Leonardo	0:18,671	47 Pytlik,Marek	0:14,774	79 Marseglia,Leonardo	0:14,576
29 82 Michelotto,Mattia	0:48,115	47 Pytlik,Marek	0:18,831	80 Armellini,Andrea	0:15,054	82 Michelotto,Mattia	0:14,732
30 7 Thaqi,Kristian	0:53,150	7 Thaqi,Kristian	0:21,229	7 Thaqi,Kristian	0:16,582	7 Thaqi,Kristian	0:15,339



DMSB **DKM**

Internationales DMSB - Kartrennen Lonato (ITA)

20-22/10/2017

05-07/05/17 Ampfing
26-28/05/17 Kerpen
07-09/07/17 Wackersdorf
25-27/08/17 Wackersdorf
20-22/10/17 Lonato (ITA)

DMSB RegNr. 290-2017

Groups DKM (OK)

Group A

Pos.	Stnr No.	Fahrer Driver	Nat	Bewerber Sponsor
1	5	Schumacher, David	DEU	KSM Schumacher Racing Team
4	54	Rozenfeld, David	RUS	Ward Racing
7	78	Nielson, Nicklas	DNK	KSM Schumacher Racing Team
10	43	Boedler, Cameron	DEU	Mach 1 Motorsport
13	9	Arnold, Felix	DEU	KSM Schumacher Racing Team
16	10	Fritsch, Valentino	DEU	KSM Schumacher Racing Team
19	66	Ferrari, Lorenzo	GBR	Fusion Motorsport
22	17	Füngeling, Luke	DEU	JS Evolution
25	64	Rosina, Michael	ITA	CRG Holland
28	30	Hansen, Mads E	DNK	TK RACING
31	40	Fusen, Jan David	DEU	CRG Holland
34	69	Orsini, Paolo	ITA	EMILIA KART SRL
37	77	Pedersen, Nicolai	DNK	Brian Pedersen
40	88	Schmidli, Titus	CHE	Forza Racing
43	31	Dörr, Phil	DEU	CRG TB Racing Team

Group B

Pos.	Stnr No.	Fahrer Driver	Nat	Bewerber Sponsor
2	21	Hauger, Dennis	NOR	CRG Holland
5	79	Marseglio, Leonardo	ITA	BABY RACE ACADEMY
8	70	Gerner, Carl-Anton	DNK	Chiesa Corse
11	1	Tonteri, Paavo	FIN	KSM Schumacher Racing Team
14	12	Van Berlo, Glenn	NLD	CRG Keizer Racing
17	81	Sizov, Alexsey	RUS	TEAM KOMAROV
20	32	Liwiniski, David	NLD	Mach 1 Motorsport
23	71	Bulatsev, Pavel	RUS	WARD RACING
26	67	Morricono, Eduardo	ITA	Fusion Motorsport
29	19	Maisch, Luca	DEU	CRG TB Racing Team
32	76	Pollastri, Riccardo	ITA	EMILIA KART SRL
35	85	Sager, Moritz	AUT	KS Racing Team
38	87	Pavlicek, Matej	CZE	VMS RACING
41	34	Pros, Frantisek	CZE	VMS RACING
44	47	Pylfik, Marek	CZE	OKKART v ACR

Group C

Pos.	Stnr No.	Fahrer Driver	Nat	Bewerber Sponsor
3	72	Morozov, Ilya	RUS	WARD RACING
6	82	Michelotto, Mattia	ITA	Chiesa Corse
9	20	Meyer, Kilian	ESP	CRG Holland
12	86	Schulte, Maximilian	DEU	Solgar Motorsport
15	27	Tauscher, Alexander	DEU	Lonari Racing Team
18	14	Tröger, Tim	DEU	CRG TB Racing Team
21	18	Kacovsky, Matej	CZE	Solgar Motorsport
24	48	Kocka, Ondrej	CZE	OKKART v ACR
27	22	Munding, Wodan Erik	DEU	Kali-Kart Stern Motorsport
30	7	Thaqi, Kristian	KOS	Valier Motorsport
33	90	Degenbeck, Patrick	DEU	CRG TB Racing Team
36	75	Hansen, Mikkel M.	DNK	Racing Motor DK
39	25	Wömer, Luka	DEU	Mach 1 Motorsport
42	80	Armellin, Andrea	ITA	Ward Racing
45	16	Weber, Marcel	DEU	Mach 1 Motorsport

Renleitung: Rüdiger Luth Racedirektor: Thomas Lainer

Sportkommissare: Th. Ferrero / U. Bell / H. Seidel / P. Acerbi

Techn. Kommissare: Hans-Jürgen Dangers / M. Grasshoff / C. Schmidt / D. Pietzko / M. Somera / A. Mazzanti

Zeitnahme: KART-DATA timing service Franz Schieszler / Martin Summerer

Qualifying Practice DKM (OK)

Strecke / track: 1200m

class: DKM (OK)

started: 45 classified: 45 not classified: 0

Doc. 19

Pos	Str. Nr.	Fahrer Driver	Nation	Bewerber/Sponsor	Nation	Chassis/Motor/Reifen	Rn. Laps	schnellste Zeit fastest Lap	Abstand Gap	Lauf Heat	Rn. Lp	Zeit Time
1	5	Schumacher, David		KSM Schumacher Racing Team		Tony Kart / Vortex / Vega	7	0:46,186		2	7	<u>0:46,186</u>
2	21	Hauger, Dennis		CRG Holland		CRG / Iame / Vega	7	0:46,210	0:00,024	1	7	<u>0:46,210</u>
3	72	Morozov, Ilya		WARD RACING		Tony Kart / Vortex / Vega	7	0:46,253	0:00,043	1	7	<u>0:46,253</u>
4	54	Rozenfeld, David		Ward Racing		Tony Kart / Vortex / Vega	7	0:46,263	0:00,010	1	7	<u>0:46,263</u>
5	79	Marseglia, Leonardo		BABY RACE ACADEMY		Tony Kart / Vortex / Vega	7	0:46,266	0:00,003	1	7	<u>0:46,266</u>
6	82	Michelotto, Mattia		Chiesa Corse		Zanardi / Parilla / Vega	7	0:46,276	0:00,010	1	7	<u>0:46,276</u>
7	78	Nielson, Nicklas		KSM Schumacher Racing Team		Tony Kart / Vortex / Vega	7	0:46,277	0:00,001	2	7	<u>0:46,277</u>
8	70	Gerner, Carl-Anton		Chiesa Corse		Zanardi / Iame / Vega	7	0:46,280	0:00,003	1	7	<u>0:46,280</u>
9	20	Meyer, Kilian		CRG Holland		CRG / Iame / Vega	7	0:46,303	0:00,023	2	7	<u>0:46,303</u>
10	43	Boedler, Cameron		Mach 1 Motorsport		Mach 1 / Iame / Vega	7	0:46,320	0:00,017	1	7	<u>0:46,320</u>
11	1	Tonteri, Paavo		KSM Schumacher Racing Team		Tony Kart / Vortex / Vega	7	0:46,335	0:00,015	2	7	<u>0:46,335</u>
12	86	Schulte, Maximilian		Solgat Motorsport		BirelART / TM / Vega	7	0:46,357	0:00,022	1	7	<u>0:46,357</u>
13	9	Arnold, Felix		KSM Schumacher Racing Team		Tony Kart / Vortex / Vega	7	0:46,360	0:00,003	2	7	<u>0:46,360</u>
14	12	Van Berlo, Glenn		CRG Keijzer Racing		CRG / Iame / Vega	7	0:46,360	0:00,000	1	7	<u>0:46,360</u>
15	27	Tauscher, Alexander		Lanari Racing Team		Zanardi / Iame / Vega	7	0:46,379	0:00,019	1	7	<u>0:46,379</u>
16	10	Fritsch, Valentino		KSM Schumacher Racing Team		Tony Kart / Vortex / Vega	7	0:46,382	0:00,003	1	7	<u>0:46,382</u>
17	81	Sizov, Alexsey		TEAM KOMAROV		Tony Kart / TM / Vega	7	0:46,385	0:00,003	1	7	<u>0:46,385</u>
18	14	Tröger, Tim		CRG TB Racing Team		CRG / Iame / Vega	7	0:46,392	0:00,007	1	7	<u>0:46,392</u>
19	66	Ferrari, Lorenzo		Fusion Motorsport		EXPRIT / Vortex / Vega	7	0:46,402	0:00,010	2	7	<u>0:46,402</u>
20	32	Liwinski, David		Mach 1 Motorsport		Mach 1 / Iame / Vega	7	0:46,450	0:00,048	2	7	<u>0:46,450</u>
21	18	Kacovsky, Matej		Solgat Motorsport		BirelART / Iame / Vega	7	0:46,477	0:00,027	1	7	<u>0:46,477</u>
22	17	Füngeling, Luke		JS Evolution		Exprit / Vortex / Vega	7	0:46,516	0:00,039	2	7	<u>0:46,516</u>
23	71	Bulantsev, Pavel		WARD RACING		Tony Kart / Vortex / Vega	7	0:46,522	0:00,006	2	7	<u>0:46,522</u>
24	48	Kocka, Ondrej		OKKART v ACR		CRG / Iame / Vega	7	0:46,533	0:00,011	1	7	<u>0:46,533</u>
25	64	Rosina, Michael		CRG Holland		CRG / Iame / Vega	7	0:46,538	0:00,005	2	7	<u>0:46,538</u>
26	67	Morricono, Eduardo		Fusion Motorsport		EXPRIT / Vortex / Vega	7	0:46,543	0:00,005	2	7	<u>0:46,543</u>
27	22	Munding, Wodan Erik		Kali-Kart Stern Motorsport		Kali Kart / Iame / Vega	7	0:46,588	0:00,045	2	7	<u>0:46,588</u>
28	30	Hansen, Mads E		TK RACING		FA Kart / Iame / Vega	6	0:46,588	0:00,000	1	6	<u>0:46,588</u>
29	19	Maisch, Luca		CRG TB Racing Team		Zanardi / Iame / Vega	7	0:46,607	0:00,019	1	7	<u>0:46,607</u>
30	7	Thaqi, Kristian		Valier Motorsport		Sodi / Iame / Vega	7	0:46,681	0:00,074	1	7	<u>0:46,681</u>
31	40	Fusen, Jan David		CRG Holland		CRG / Iame / Vega	7	0:46,697	0:00,016	2	7	<u>0:46,697</u>
32	76	Pollastri, Riccardo		EMILIA KART SRL		BirelART / IAME / Vega	6	0:46,736	0:00,039	1	6	<u>0:46,736</u>
33	90	Degenbeck, Patrick		CRG TB Racing Team		CRG / Iame / Vega	7	0:46,754	0:00,018	2	7	<u>0:46,754</u>
34	69	Orsini, Paolo		EMILIA KART SRL		BirelART / IAME / Vega	7	0:46,755	0:00,001	1	7	<u>0:46,755</u>
35	85	Sager, Moritz		KSB Racing Team		Kosmic / Vortex / Vega	7	0:46,879	0:00,124	2	7	<u>0:46,879</u>
36	75	Hansen, Mikkel M.		Racing Motor DK		Kali Kart / TM / Vega	7	0:46,892	0:00,013	2	7	<u>0:46,892</u>
37	77	Pedersen, Nicolai		Brian Pedersen		Kosmic / Vortex / Vega	6	0:46,906	0:00,014	1	6	<u>0:46,906</u>

















Qualifying Practice DKM (OK)

Strecke / track: 1200m

class: DKM (OK)

started: 45 classified: 45 not classified: 0

Doc. 19

Pos	Str. Nr.	Fahrer Driver	Nation	Bewerber/Sponsor	Nation	Chassis/Motor/Reifen	Rn. Laps	schnellste Zeit fastest Lap	Abstand Gap	Lauf Heat	Rn. Lp	Zeit Time
38	87	Pavlicek, Matej		VMS RACING		Praga / TM / Vega	7	0:46,924	0:00,018	2	7	<u>0:46,924</u>
39	25	Wlömer, Luka		Mach 1 Motorsport		Mach 1 / lame / Vega	7	0:46,962	0:00,038	1	7	<u>0:46,962</u>
40	88	Schmidli, Titus		Forza Racing		OTK / TM / Vega	7	0:47,009	0:00,047	2	7	<u>0:47,009</u>
41	34	Pros, Frantisek		VMS RACING		Praga / TM / Vega	7	0:47,018	0:00,009	1	7	<u>0:47,018</u>
42	80	Armellin, Andrea		Ward Racing		Tony Kart / Vortex / Vega	7	0:47,025	0:00,007	2	7	<u>0:47,025</u>
43	31	Dörr, Phil		CRG TB Racing Team		Zanardi / lame / Vega	7	0:47,094	0:00,069	2	7	<u>0:47,094</u>
44	47	Pytlík, Marek		OKKART v ACR		CRG / lame / Vega	7	0:47,403	0:00,309	2	7	<u>0:47,403</u>
45	16	Weber, Marcel		Mach 1 Motorsport		Mach 1 / Rexion / Vega	7	0:47,872	0:00,469	2	7	<u>0:47,872</u>

Rennleitung: Rüdiger Luth Racedirektor: Thomas Lainer

Sportkommissare: Th. Ferrero / U. Bell / H. Seidel / P. Acerbi

Techn. Kommissare: Hans-Jürgen Dangers / M. Grasshoff / C. Schmidt / D. Pietzko / M. Somera / A. Mazzanti

Zeitnahme: KART-DATA timing service Franz Schieszler / Martin Summerer

Qualifying practice DKM (OK) Group 2

Strecke / track: 1200m

started: 22 classified: 22 not classified: 0

Doc. 18

Pos	Str. Nr.	Fahrer Driver	Nation	Bewerber/Sponsor	Nation	Chassis/Motor/Reifen	Runden Laps	Gesamtzeit Differenz	Abstand Gap	beste Runde best Lap	in R. in L.	Geschw. Speed
1	5	Schumacher, David	DEU	KSM Schumacher Racing Team	DEU	Tony Kart / Vortex / Vega	7			0:46,186	7	93,5 km/h
2	78	Nielson, Nicklas	DNK	KSM Schumacher Racing Team	DEU	Tony Kart / Vortex / Vega	7	0:00,091	0:00,091	0:46,277	7	93,4 km/h
3	20	Meyer, Kilian	ESP	CRG Holland	NLD	CRG / Iame / Vega	7	0:00,117	0:00,026	0:46,303	6	93,3 km/h
4	1	Tonteri, Paavo	FIN	KSM Schumacher Racing Team	DEU	Tony Kart / Vortex / Vega	7	0:00,149	0:00,032	0:46,335	5	93,2 km/h
5	9	Arnold, Felix	DEU	KSM Schumacher Racing Team	DEU	Tony Kart / Vortex / Vega	7	0:00,174	0:00,025	0:46,360	6	93,2 km/h
6	66	Ferrari, Lorenzo	GBR	Fusion Motorsport	GBR	EXPRIT / Vortex / Vega	7	0:00,216	0:00,042	0:46,402	7	93,1 km/h
7	32	Liwinski, David	NLD	Mach 1 Motorsport	DEU	Mach 1 / Iame / Vega	7	0:00,264	0:00,048	0:46,450	5	93,0 km/h
8	17	Füngeling, Luke	DEU	JS Evolution	DEU	Exprit / Vortex / Vega	7	0:00,330	0:00,066	0:46,516	6	92,9 km/h
9	71	Bulantsev, Pavel	RUS	WARD RACING	SWE	Tony Kart / Vortex / Vega	7	0:00,336	0:00,006	0:46,522	6	92,9 km/h
10	64	Rosina, Michael	ITA	CRG Holland	NLD	CRG / Iame / Vega	7	0:00,352	0:00,016	0:46,538	5	92,8 km/h
11	67	Morricono, Eduardo	ITA	Fusion Motorsport	GBR	EXPRIT / Vortex / Vega	7	0:00,357	0:00,005	0:46,543	6	92,8 km/h
12	22	Munding, Wodan Erik	DEU	Kali-Kart Stern Motorsport	DEU	Kali Kart / Iame / Vega	7	0:00,402	0:00,045	0:46,588	7	92,7 km/h
13	40	Fusen, Jan David	DEU	CRG Holland	NLD	CRG / Iame / Vega	7	0:00,511	0:00,109	0:46,697	7	92,5 km/h
14	90	Degenbeck, Patrick	DEU	CRG TB Racing Team	DEU	CRG / Iame / Vega	7	0:00,568	0:00,057	0:46,754	4	92,4 km/h
15	85	Sager, Moritz	AUT	KSB Racing Team	AUT	Kosmic / Vortex / Vega	7	0:00,693	0:00,125	0:46,879	7	92,2 km/h
16	75	Hansen, Mikkel M.	DNK	Racing Motor DK	DNK	Kali Kart / TM / Vega	7	0:00,706	0:00,013	0:46,892	6	92,1 km/h
17	87	Pavlicek, Matej	CZE	VMS RACING	CZE	Praga / TM / Vega	7	0:00,738	0:00,032	0:46,924	7	92,1 km/h
18	88	Schmidli, Titus	CHE	Forza Racing	GBR	OTK / TM / Vega	7	0:00,823	0:00,085	0:47,009	7	91,9 km/h
19	80	Armellini, Andrea	ITA	Ward Racing	SWE	Tony Kart / Vortex / Vega	7	0:00,839	0:00,016	0:47,025	6	91,9 km/h
20	31	Dörr, Phil	DEU	CRG TB Racing Team	DEU	Zanardi / Iame / Vega	7	0:00,908	0:00,069	0:47,094	7	91,7 km/h
21	47	Pytlík, Marek	CZE	OKKART v ACR	CZE	CRG / Iame / Vega	7	0:01,217	0:00,309	0:47,403	7	91,1 km/h
22	16	Weber, Marcel	DEU	Mach 1 Motorsport	DEU	Mach 1 / Rexion / Vega	7	0:01,686	0:00,469	0:47,872	6	90,2 km/h

Rennleitung: Rüdiger Luth Racedirektor: Thomas Lainer

Sportkommissare: Th. Ferrero / U. Bell / H. Seidel / P. Acerbi

Techn. Kommissare: Hans-Jürgen Dangers / M. Grasshoff / C. Schmidt / D. Pietzko / M. Somera / A. Mazzanti

Zeitnahme: KART-DATA timing service Franz Schieszler / Martin Summerer

Zeitnahme / timekeeping

control 
Franz Schieszler

Aushangzeit : 12:10:11



DMSB **DKM**

05-07/05/17 Ampfing
26-28/05/17 Kerpen
07-09/07/17 Wackersdorf
25-27/08/17 Wackersdorf
20-22/10/17 Lonato (ITA)

20-22/10/2017 Internationales DMSB - Kartrennen Lonato (ITA)

DMSB Reg.Nr. 290-2017

Qualifying practice DKM (OK) Group 2

Strecke / track: 1200 started: 22 classified: 22 not classified: 0

Fahrername Driver	Schumacher David	Nielson Nicklas	Meyer Kilian	Tonteri Paavo	Arnold Felix	Ferrari Lorenzo	Liwinski David	Füngeling Luke	Bulamitsev Pavel	Rosina Michael	Morricone Eduardo	Munding Wodan Erik
schnellste Runde in Runde	0:46,186 Rn. 7	0:46,277 Rn. 7	0:46,303 Rn. 6	0:46,335 Rn. 5	0:46,360 Rn. 6	0:46,402 Rn. 7	0:46,450 Rn. 5	0:46,516 Rn. 6	0:46,522 Rn. 6	0:46,538 Rn. 5	0:46,543 Rn. 6	0:46,588 Rn. 7
Speed	93,5 km/h	93,4 km/h	93,3 km/h	93,2 km/h	93,2 km/h	93,1 km/h	93,0 km/h	92,9 km/h	92,9 km/h	92,8 km/h	92,8 km/h	92,7 km/h
Lap 1	<u>0:56,088</u>	0:49,732	0:48,669	0:56,098	0:48,554	0:54,538	0:51,407	0:49,626	0:56,298	0:55,708	0:58,351	0:57,668
Lap 2	0:47,257	0:47,882	0:49,772	0:47,356	0:47,041	0:47,536	0:47,630	0:49,641	0:47,104	0:47,317	0:47,786	0:48,772
Lap 3	0:46,603	0:46,855	0:46,708	0:46,847	0:46,739	0:46,839	0:47,117	0:48,225	0:46,758	0:46,940	0:48,368	0:47,203
Lap 4	0:46,492	0:46,549	0:46,434	0:46,422	0:46,639	0:46,658	0:46,825	0:46,790	0:46,536	0:46,636	0:47,056	0:46,858
Lap 5	0:46,795	0:46,288	0:46,498	0:46,335	0:46,458	0:46,584	0:46,450	0:46,665	0:46,656	0:46,538	0:46,626	0:46,741
Lap 6	0:46,348	0:46,322	0:46,303	0:46,644	0:46,360	0:46,487	0:46,559	0:46,516	0:46,522	0:46,543	0:46,543	0:46,670
Lap 7	<u>0:46,186</u>	<u>0:46,277</u>	0:46,367	0:46,370	0:46,360	0:46,402	0:46,481	0:46,670	0:46,557	0:46,569	0:46,543	0:46,588



DMSB Internationales DMSB - Kartrennen Lonato (ITA) **20-22/10/2017**

05-07/05/17 Ampfing
 26-28/05/17 Kerpen
 07-09/07/17 Wackersdorf
 25-27/08/17 Wackersdorf
 20-22/10/17 Lonato (ITA)

DMSB Reg.Nr. 290-2017

Qualifying practice DKM (OK) Group 2

Strecke / track: 1200 started: 22 classified: 22 not classified: 0

Fahrername Driver	Fusen Jan David	Degenbeck Patrick	Sager Moritz	Hansen Mikkel M.	Pavlicek Matej	Schmidli Titus	Armellini Andrea	Dörr Phil	Pytlík Marek	Weber Marcel
schnellste Runde in Runde	0:46,697 Rn. 7	0:46,754 Rn. 4	0:46,879 Rn. 7	0:46,892 Rn. 6	0:46,924 Rn. 7	0:47,009 Rn. 7	0:47,025 Rn. 6	0:47,094 Rn. 7	0:47,403 Rn. 7	0:47,872 Rn. 6
Speed	92,5 km/h	92,4 km/h	92,2 km/h	92,1 km/h	92,1 km/h	91,9 km/h	91,9 km/h	91,7 km/h	91,1 km/h	90,2 km/h
Lap 1	0:50,945	0:48,957	0:48,746	0:48,938	0:50,066	0:49,237	0:49,984	0:49,662	0:49,014	0:51,181
Lap 2	0:48,772	0:47,416	0:47,807	0:48,201	0:48,083	0:47,884	0:48,092	0:48,001	0:48,029	0:49,744
Lap 3	0:47,401	0:46,952	0:47,442	0:47,495	0:47,060	0:47,262	0:47,620	0:47,323	0:47,979	0:49,203
Lap 4	0:47,005	0:46,754	0:46,997	0:46,988	0:47,071	0:47,061	0:47,255	0:47,211	0:47,493	0:47,980
Lap 5	0:46,767	0:46,773	0:48,516	0:46,942	0:47,171	0:47,106	0:47,208	0:47,301	0:47,637	0:48,023
Lap 6	0:46,731	0:46,882	0:47,223	0:46,892	0:46,933	0:47,077	0:47,025	0:47,169	0:47,484	0:47,872
Lap 7	0:46,697	0:46,940	0:46,879	0:47,378	0:46,924	0:47,009	0:47,415	0:47,094	0:47,403	0:48,003

DMSB **DKM** **Internationales DMSB - Kartrennen Lonato (ITA)** **20-22/10/2017**

05-07/05/17 Ampfing
26-28/05/17 Kerpen
07-09/07/17 Wackersdorf
25-27/08/17 Wackersdorf
20-22/10/17 Lonato (ITA)

DMSB Reg.Nr. 290-2017

Qualifying practice DKM (OK) Group 2

Die schnellsten Zeiten				
Ort	Nr. Fahrername	Zeit	Streckenl.	Ø Speed
Ziel	5 Schumacher, David	0:46,186	1200 m	93,5 km/h
Sektion 1	1 Tonteri, Paavo	0:18,232	531 m	104,8 km/h
Sektion 2	5 Schumacher, David	0:14,161	390 m	99,1 km/h
Sektion 3	78 Nielson, Nicklas	0:13,746	279 m	73,1 km/h

Runde	Smr.5 Schumacher, David DEU KSM Schumacher Racing Team			Smr.78 Nielson, Nicklas DNK KSM Schumacher Racing Team			Smr.20 Meyer, Kilian ESP CRG Holland			Smr.1 Tonteri, Paavo FIN KSM Schumacher Racing Team			Smr.9 Arnold, Felix DEU KSM Schumacher Racing Team						
	theoretisch mögliche Bestzeit	Sektion 2	Sektion 3	theoretisch mögliche Bestzeit	Sektion 2	Sektion 3	theoretisch mögliche Bestzeit	Sektion 1	Sektion 2	Sektion 3	theoretisch mögliche Bestzeit	Sektion 1	Sektion 2	Sektion 3	theoretisch mögliche Bestzeit	Sektion 1	Sektion 2	Sektion 3	
0:46,186	0:18,238	0:14,161	0:13,787	0:46,277	0:18,274	0:14,204	0:13,746	0:46,303	0:18,235	0:14,240	0:13,821	0:46,335	0:18,232	0:14,240	0:13,817	0:46,360	0:14,186	0:13,814	
0:56,088	0:21,936	0:19,587	0:14,565	0:49,732	0:20,123	0:15,286	0:14,323	0:48,669	0:19,551	0:14,920	0:14,198	0:56,098	0:20,014	0:21,603	0:14,481	0:48,554	0:19,279	0:15,050	0:14,225
0:47,257	0:18,682	0:14,538	0:14,037	0:47,882	0:18,846	0:14,907	0:14,129	0:49,772	0:18,517	0:17,236	0:14,019	0:47,356	0:18,763	0:14,501	0:14,092	0:47,041	0:18,630	0:14,481	0:13,930
0:46,603	0:18,385	0:14,321	0:13,897	0:46,855	0:18,560	0:14,425	0:13,870	0:46,708	0:18,434	0:14,369	0:13,905	0:46,847	0:18,529	0:14,460	0:13,858	0:46,739	0:18,462	0:14,348	0:13,929
0:46,492	0:18,344	0:14,307	0:13,841	0:46,549	0:18,397	0:14,328	0:13,824	0:46,434	0:18,283	0:14,303	0:13,848	0:46,422	0:18,326	0:14,279	0:13,817	0:46,639	0:18,414	0:14,244	0:13,981
0:46,795	0:18,403	0:14,508	0:13,884	0:46,288	0:18,306	0:14,236	0:13,746	0:46,498	0:18,419	0:14,240	0:13,839	0:46,335	0:18,263	0:14,240	0:13,832	0:46,458	0:18,398	0:14,246	0:13,814
0:46,348	0:18,269	0:14,192	0:13,887	0:46,322	0:18,274	0:14,252	0:13,796	0:46,303	0:18,235	0:14,247	0:13,821	0:46,644	0:18,301	0:14,385	0:13,958	0:46,360	0:18,300	0:14,211	0:13,849
0:46,186	0:18,238	0:14,161	0:13,787	0:46,277	0:18,286	0:14,204	0:13,787	0:46,367	0:18,249	0:14,244	0:13,874	0:46,370	0:18,232	0:14,248	0:13,890	0:46,360	0:18,359	0:14,186	0:13,815



DMSB
Internationales DMSB - Kartrennen Lonato (ITA)

05-07/05/17 Ampfing
26-28/05/17 Kerpen
07-09/07/17 Wackersdorf
25-27/08/17 Wackersdorf
20-22/10/17 Lonato (ITA)

DMSB Reg.Nr. 290-2017

Qualifying practice DKM (OK) Group 2

Die schnellsten Zeiten			
Ort	Nr. Fahrername	Zeit	Streckenl. ø Speed
Ziel	5 Schumacher, David	0:46,186	1200 m 93,5 km/h
Sektion 1	1 Tomerai, Pauvo	0:18,232	531 m 104,8 km/h
Sektion 2	5 Schumacher, David	0:14,161	390 m 99,1 km/h
Sektion 3	78 Nielson, Nicklas	0:13,746	279 m 73,1 km/h

	Smr.66 Ferrari, Lorenzo GBR Fusion Motorsport	Smr.32 Liwinski, David NLD Mach 1 Motorsport	Smr.17 Füngeling, Luke DEU JS Evolution	Smr.71 Bulantsev, Pavel RUS WARD RACING	Smr.64 Rosina, Michael ITA CRG Holland
	theoretisch mögliche Bestzeit 0:46,344	theoretisch mögliche Bestzeit 0:46,393	theoretisch mögliche Bestzeit 0:46,492	theoretisch mögliche Bestzeit 0:46,426	theoretisch mögliche Bestzeit 0:46,501
Runde 1	Ziel 0:46,402 Sektion 1 0:18,304 Sektion 2 0:14,252 Sektion 3 0:13,788	Ziel 0:46,450 Sektion 1 0:18,245 Sektion 2 0:14,305 Sektion 3 0:13,843	Ziel 0:46,516 Sektion 1 0:18,368 Sektion 2 0:14,298 Sektion 3 0:13,826	Ziel 0:46,522 Sektion 1 0:18,293 Sektion 2 0:14,206 Sektion 3 0:13,927	Ziel 0:46,538 Sektion 1 0:18,331 Sektion 2 0:14,322 Sektion 3 0:13,848
Runde 2	0:54,538 0:22,957 0:16,701 0:14,880	0:51,407 0:20,050 0:16,934 0:14,423	0:49,626 0:19,632 0:15,419 0:14,575	0:56,298 0:21,894 0:19,971 0:14,433	0:55,708 0:21,129 0:20,263 0:14,316
Runde 3	0:47,536 0:18,775 0:14,753 0:14,008	0:47,630 0:18,784 0:14,777 0:14,069	0:49,641 0:19,974 0:14,991 0:14,676	0:47,104 0:18,546 0:14,519 0:14,039	0:47,317 0:18,697 0:14,639 0:13,981
Runde 4	0:46,839 0:18,528 0:14,406 0:13,905	0:47,117 0:18,501 0:14,624 0:13,992	0:48,225 0:19,538 0:14,651 0:14,036	0:46,758 0:18,527 0:14,291 0:13,940	0:46,940 0:18,456 0:14,462 0:14,022
Runde 5	0:46,658 0:18,385 0:14,345 0:13,928	0:46,825 0:18,382 0:14,467 0:13,976	0:46,790 0:18,467 0:14,413 0:13,910	0:46,536 0:18,313 0:14,213 0:14,010	0:46,636 0:18,354 0:14,349 0:13,933
Runde 6	0:46,584 0:18,377 0:14,346 0:13,861	0:46,450 0:18,245 0:14,353 0:13,852	0:46,665 0:18,416 0:14,298 0:13,951	0:46,656 0:18,339 0:14,280 0:14,037	0:46,538 0:18,331 0:14,359 0:13,848
Runde 7	0:46,487 0:18,304 0:14,309 0:13,874	0:46,559 0:18,405 0:14,305 0:13,849	0:46,516 0:18,368 0:14,322 0:13,826	0:46,522 0:18,366 0:14,229 0:13,927	0:46,543 0:18,335 0:14,325 0:13,883
Runde 7	0:46,402 0:18,362 0:14,252 0:13,788	0:46,481 0:18,318 0:14,320 0:13,843	0:46,670 0:18,459 0:14,309 0:13,902	0:46,557 0:18,293 0:14,206 0:14,058	0:46,569 0:18,347 0:14,322 0:13,900



DMSB
Internationales DMSB - Kartrennen Lonato (ITA)

05-07/05/17 Ampfing
26-28/05/17 Kerpen
07-09/07/17 Wackersdorf
25-27/08/17 Wackersdorf
20-22/10/17 Lonato (ITA)

DMSB Reg.Nr. 290-2017

Qualifying practice DKM (OK) Group 2

Die schnellsten Zeiten				
Ort	Nr. Fahrername	Zeit	Streckenl.	ø Speed
Ziel	5 Schümacher, David	0:46,186	1200 m	93,5 km/h
Sektion 1	1 Tonteri, Paavo	0:18,232	531 m	104,8 km/h
Sektion 2	5 Schümacher, David	0:14,161	390 m	99,1 km/h
Sektion 3	78 Nielson, Nicklas	0:13,746	279 m	73,1 km/h

Runde	Smr.67 Morricone, Eduardo ITA Fusion Motorsport			Smr.22 Munding, Wodan Erik DEU Kali-Kart Stern Motorsport			Smr.40 Fusen, Jan David DEU CRG Holland			Smr.90 Degenbeck, Patrick DEU CRG TB Racing Team			Smr.85 Sager, Moritz AUT KSB Racing Team					
	theoretisch mögliche Bestzeit	Ziel	Bestzeit	theoretisch mögliche Bestzeit	Ziel	Bestzeit	theoretisch mögliche Bestzeit	Ziel	Bestzeit	theoretisch mögliche Bestzeit	Ziel	Bestzeit	theoretisch mögliche Bestzeit	Ziel	Bestzeit			
Runde 1	0:46,543	0:18,353	0:14,285	0:46,588	0:18,305	0:14,384	0:46,697	0:18,343	0:14,358	0:13,904	0:46,754	0:18,454	0:14,359	0:13,876	0:46,879	0:18,435	0:14,470	0:13,952
Runde 2	0:58,351	0:24,863	0:18,461	0:57,668	0:21,434	0:18,589	0:50,945	0:19,557	0:16,848	0:14,540	0:48,957	0:19,602	0:15,166	0:14,189	0:48,746	0:19,428	0:15,103	0:14,215
Runde 3	0:47,786	0:18,917	0:14,805	0:48,772	0:19,612	0:14,917	0:48,772	0:18,815	0:15,879	0:14,078	0:47,416	0:18,725	0:14,678	0:14,013	0:47,807	0:18,848	0:14,860	0:14,099
Runde 4	0:48,368	0:18,976	0:15,290	0:47,203	0:18,644	0:14,570	0:47,401	0:18,562	0:14,863	0:13,976	0:46,952	0:18,523	0:14,502	0:13,927	0:47,442	0:18,615	0:14,793	0:14,034
Runde 5	0:47,056	0:18,597	0:14,448	0:46,858	0:18,380	0:14,503	0:47,005	0:18,474	0:14,501	0:14,030	0:46,754	0:18,454	0:14,424	0:13,876	0:46,997	0:18,506	0:14,539	0:13,952
Runde 6	0:46,626	0:18,386	0:14,350	0:46,741	0:18,375	0:14,471	0:46,767	0:18,505	0:14,358	0:13,904	0:46,773	0:18,509	0:14,359	0:13,905	0:48,516	0:19,473	0:15,063	0:13,980
Runde 7	0:46,543	0:18,353	0:14,356	0:46,670	0:18,320	0:14,455	0:46,731	0:18,422	0:14,361	0:13,948	0:46,882	0:18,455	0:14,405	0:14,022	0:47,223	0:18,655	0:14,604	0:13,964
Runde 7	0:46,543	0:18,359	0:14,285	0:46,588	0:18,305	0:14,384	0:46,697	0:18,343	0:14,385	0:13,969	0:46,940	0:18,466	0:14,550	0:13,924	0:46,879	0:18,435	0:14,470	0:13,974



DMSB
Internationales DMSB - Kartennen Lonato (ITA)

05-07/05/17 Ampfing
26-28/05/17 Kerpen
07-09/07/17 Wackersdorf
25-27/08/17 Wackersdorf
20-22/10/17 Lonato (ITA)

DMSB Reg.Nr. 290-2017

Qualifying practice DKM (OK) Group 2

Die schnellsten Zeiten				
Ort	Nr. Fahrername	Zeit	Streckenl.	ø Speed
Ziel	5 Schumacher, David	0:46,186	1200 m	93,5 km/h
Sektion 1	1 Tomerzi, Paolo	0:18,232	531 m	104,8 km/h
Sektion 2	5 Schumacher, David	0:14,161	390 m	99,1 km/h
Sektion 3	78 Nielson, Nicklas	0:13,746	279 m	73,1 km/h

Runde	Stm.75 Hansen, Mikkel M. DNK Racing Motor DK			Stm.87 Pavlicek, Matej CZE VMS RACING			Stm.88 Schmidli, Tino CHE Forza Racing			Stm.80 Armellini, Andrea ITA Ward Racing			Stm.31 Dörr, Phil DEU CRG TB Racing Team						
	theoretisch mögliche Bestzeit	Sektion 2	Sektion 3	theoretisch mögliche Bestzeit	Sektion 2	Sektion 3	theoretisch mögliche Bestzeit	Sektion 1	Sektion 2	Sektion 3	theoretisch mögliche Bestzeit	Sektion 1	Sektion 2	Sektion 3	theoretisch mögliche Bestzeit	Sektion 1	Sektion 2	Sektion 3	
0:46,892	0:18,523	0:14,396	0:13,865	0:46,924	0:18,436	0:14,412	0:14,006	0:47,009	0:18,494	0:14,471	0:13,951	0:47,025	0:18,495	0:14,565	0:13,957	0:47,094	0:18,536	0:14,493	0:13,951
0:48,938	0:19,543	0:15,084	0:14,311	0:50,066	0:19,876	0:15,635	0:14,555	0:49,237	0:19,460	0:15,364	0:14,413	0:49,984	0:19,958	0:15,519	0:14,507	0:49,662	0:19,831	0:15,378	0:14,453
0:48,201	0:18,802	0:14,923	0:14,476	0:48,083	0:19,120	0:14,787	0:14,176	0:47,884	0:18,812	0:14,944	0:14,128	0:48,092	0:18,982	0:15,033	0:14,077	0:48,001	0:18,994	0:14,861	0:14,146
0:47,495	0:18,926	0:14,617	0:13,952	0:47,060	0:18,569	0:14,477	0:14,014	0:47,262	0:18,644	0:14,592	0:14,026	0:47,620	0:18,915	0:14,708	0:13,997	0:47,323	0:18,599	0:14,649	0:14,075
0:46,988	0:18,553	0:14,432	0:14,003	0:47,071	0:18,562	0:14,412	0:14,097	0:47,061	0:18,504	0:14,566	0:13,991	0:47,255	0:18,641	0:14,637	0:13,977	0:47,211	0:18,536	0:14,620	0:14,055
0:46,942	0:18,582	0:14,495	0:13,865	0:47,171	0:18,459	0:14,637	0:14,075	0:47,106	0:18,494	0:14,557	0:14,055	0:47,208	0:18,569	0:14,565	0:14,074	0:47,301	0:18,566	0:14,638	0:14,097
0:46,892	0:18,542	0:14,396	0:13,954	0:46,933	0:18,436	0:14,473	0:14,024	0:47,077	0:18,513	0:14,471	0:14,093	0:47,025	0:18,495	0:14,573	0:13,957	0:47,169	0:18,598	0:14,564	0:14,007
0:47,378	0:18,523	0:14,449	0:14,406	0:46,924	0:18,492	0:14,426	0:14,006	0:47,009	0:18,579	0:14,479	0:13,951	0:47,415	0:18,622	0:14,614	0:14,179	0:47,094	0:18,650	0:14,493	0:13,951



DMSB
Internationales DMSB - Kartennen Lonato (ITA)

05-07/05/17 Ampfing
26-28/05/17 Kerpen
07-09/07/17 Wackersdorf
25-27/08/17 Wackersdorf
20-22/10/17 Lonato (ITA)

DMSB RegNr. 290-2017

Qualifying practice DKM (OK) Group 2

Die schnellsten Zeiten					
Ort	Nr. Fahrername	Zeit	Streckenl.	ø Speed	
Ziel	5 Schümacher, David	0:46,186	1200 m	93,5 km/h	
Sektion 1	1 Tonteri, Paavo	0:18,232	531 m	104,8 km/h	
Sektion 2	5 Schümacher, David	0:14,161	390 m	99,1 km/h	
Sektion 3	78 Nielson, Nicklas	0:13,746	279 m	73,1 km/h	

Runde	Snr.47 Pylik,Marek CZE OKKART v ACR			Snr.16 Weber,Marcel DEU Mach 1 Motorsport			Ziel	Sektion 1	Sektion 2	Sektion 3	Ziel	Sektion 1	Sektion 2	Sektion 3	Ziel	Sektion 1	Sektion 2	Sektion 3	
	theoretisch mögliche Bestzeit	Sektion 1	Sektion 2	Sektion 3	theoretisch mögliche Bestzeit	Sektion 1													Sektion 2
Runde 1	0:49,014	0:19,644	0:15,081	0:14,289	0:51,181	0:20,526	0:15,838	0:14,817											
Runde 2	0:48,029	0:18,933	0:14,849	0:14,247	0:49,744	0:19,854	0:15,471	0:14,419											
Runde 3	0:47,979	0:19,033	0:14,828	0:14,118	0:49,203	0:19,509	0:15,298	0:14,396											
Runde 4	0:47,493	0:18,652	0:14,612	0:14,229	0:47,980	0:18,921	0:14,855	0:14,204											
Runde 5	0:47,637	0:18,945	0:14,523	0:14,169	0:48,023	0:18,805	0:14,800	0:14,418											
Runde 6	0:47,484	0:18,701	0:14,607	0:14,176	0:47,872	0:18,905	0:14,685	0:14,282											
Runde 7	0:47,403	0:18,722	0:14,591	0:14,090	0:48,003	0:18,781	0:14,681	0:14,541											



DMSB Internationales DMSB - Kartennen Lonato (ITA) 

20-22/10/2017

05-07/05/17 Ampfing
26-28/05/17 Kerpen
07-09/07/17 Wackersdorf
25-27/08/17 Wackersdorf
20-22/10/17 Lonato (ITA)

DMSB Reg.Nr. 290-2017

Qualifying practice DKM (OK) Group 2

Ziel		Sektion 1		Sektion 2		Sektion 3	
Fahrername	Zeit	Fahrername	Zeit	Fahrername	Zeit	Fahrername	Zeit
1 5 Schumacher,David	0:46,186	1 Tonteri,Paavo	0:18,232	5 Schumacher,David	0:14,161	78 Nielson,Nicklas	0:13,746
2 78 Nielson,Nicklas	0:46,277	20 Meyer,Kilian	0:18,235	9 Arnold,Felix	0:14,186	5 Schumacher,David	0:13,787
3 20 Meyer,Kilian	0:46,303	5 Schumacher,David	0:18,238	78 Nielson,Nicklas	0:14,204	66 Ferrari,Lorenzo	0:13,788
4 1 Tonteri,Paavo	0:46,335	32 Liwinski,David	0:18,245	71 Bulantsev,Pavel	0:14,206	9 Arnold,Felix	0:13,814
5 9 Arnold,Felix	0:46,360	78 Nielson,Nicklas	0:18,274	20 Meyer,Kilian	0:14,240	1 Tonteri,Paavo	0:13,817
6 66 Ferrari,Lorenzo	0:46,402	71 Bulantsev,Pavel	0:18,293	1 Tonteri,Paavo	0:14,240	20 Meyer,Kilian	0:13,821
7 32 Liwinski,David	0:46,450	9 Arnold,Felix	0:18,300	66 Ferrari,Lorenzo	0:14,252	17 Füngeling,Luke	0:13,826
8 17 Füngeling,Luke	0:46,516	66 Ferrari,Lorenzo	0:18,304	67 Morrione,Eduardo	0:14,285	67 Morrione,Eduardo	0:13,834
9 71 Bulantsev,Pavel	0:46,522	22 Munding,Wodan Erik	0:18,305	17 Füngeling,Luke	0:14,298	32 Liwinski,David	0:13,843
10 64 Rosina,Michael	0:46,538	64 Rosina,Michael	0:18,331	32 Liwinski,David	0:14,305	64 Rosina,Michael	0:13,848
11 67 Morrione,Eduardo	0:46,543	40 Fusen,Jan David	0:18,343	64 Rosina,Michael	0:14,322	75 Hansen,Mikkel M.	0:13,865
12 22 Munding,Wodan Erik	0:46,588	67 Morrione,Eduardo	0:18,353	40 Fusen,Jan David	0:14,358	90 Degenbeck,Patrick	0:13,876
13 40 Fusen,Jan David	0:46,697	17 Füngeling,Luke	0:18,368	90 Degenbeck,Patrick	0:14,359	22 Munding,Wodan Erik	0:13,895
14 90 Degenbeck,Patrick	0:46,754	85 Sager,Moritz	0:18,435	22 Munding,Wodan Erik	0:14,384	40 Fusen,Jan David	0:13,904
15 85 Sager,Moritz	0:46,879	87 Pavlicek,Matej	0:18,436	75 Hansen,Mikkel M.	0:14,396	71 Bulantsev,Pavel	0:13,927
16 75 Hansen,Mikkel M.	0:46,892	90 Degenbeck,Patrick	0:18,454	87 Pavlicek,Matej	0:14,412	88 Schmidli,Titus	0:13,951
17 87 Pavlicek,Matej	0:46,924	88 Schmidli,Titus	0:18,494	85 Sager,Moritz	0:14,470	31 Dörr,Phil	0:13,951
18 88 Schmidli,Titus	0:47,009	80 Armellin,Andrea	0:18,495	88 Schmidli,Titus	0:14,471	85 Sager,Moritz	0:13,952
19 80 Armellin,Andrea	0:47,025	75 Hansen,Mikkel M.	0:18,523	31 Dörr,Phil	0:14,493	80 Armellin,Andrea	0:13,957
20 31 Dörr,Phil	0:47,094	31 Dörr,Phil	0:18,536	47 Pytlík,Marek	0:14,523	87 Pavlicek,Matej	0:14,006
21 47 Pytlík,Marek	0:47,403	47 Pytlík,Marek	0:18,652	80 Armellin,Andrea	0:14,565	47 Pytlík,Marek	0:14,090
22 16 Weber,Marcel	0:47,872	16 Weber,Marcel	0:18,781	16 Weber,Marcel	0:14,681	16 Weber,Marcel	0:14,204

Qualifying practice DKM (OK) Group 1

Strecke / track: 1200m
started: 23 classified: 23 not classified: 0

Doc. 16

Pos	Str. Nr.	Fahrer Driver	Nation	Bewerber/Sponsor	Nation	Chassis/Motor/Reifen	Runden Laps	Gesamtzeit Differenz	Abstand Gap	beste Runde best Lap	in R. in L.	Geschw. Speed
1	21	Hauger, Dennis	NOR	CRG Holland	NLD	CRG / Iame / Vega	7			0:46,210	6	93,5 km/h
2	72	Morozov, Ilya	RUS	WARD RACING	SWE	Tony Kart / Vortex / Vega	7	0:00,043	0:00,043	0:46,253	5	93,4 km/h
3	54	Rozenfeld, David	RUS	Ward Racing	SWE	Tony Kart / Vortex / Vega	7	0:00,053	0:00,010	0:46,263	7	93,4 km/h
4	79	Marseglia, Leonardo	ITA	BABY RACE ACADEMY	ITA	Tony Kart / Vortex / Vega	7	0:00,056	0:00,003	0:46,266	7	93,4 km/h
5	82	Michelotto, Mattia	ITA	Chiesa Corse	GBR	Zanardi / Parilla / Vega	7	0:00,066	0:00,010	0:46,276	6	93,4 km/h
6	70	Gerner, Carl-Anton	DNK	Chiesa Corse	ITA	Zanardi / Iame / Vega	7	0:00,070	0:00,004	0:46,280	7	93,3 km/h
7	43	Boedler, Cameron	DEU	Mach 1 Motorsport	DEU	Mach 1 / Iame / Vega	7	0:00,110	0:00,040	0:46,320	6	93,3 km/h
8	86	Schulte, Maximilian	DEU	Salgat Motorsport	DEU	BirelART / TM / Vega	7	0:00,147	0:00,037	0:46,357	7	93,2 km/h
9	12	Van Berlo, Glenn	NLD	CRG Keijzer Racing	NLD	CRG / Iame / Vega	7	0:00,150	0:00,003	0:46,360	7	93,2 km/h
10	27	Tauscher, Alexander	DEU	Lanari Racing Team	DEU	Zanardi / Iame / Vega	7	0:00,169	0:00,019	0:46,379	7	93,1 km/h
11	10	Fritsch, Valentino	DEU	KSM Schumacher Racing Team	DEU	Tony Kart / Vortex / Vega	7	0:00,172	0:00,003	0:46,382	7	93,1 km/h
12	81	Sizov, Alexsey	RUS	TEAM KOMAROV	RUS	Tony Kart / TM / Vega	7	0:00,175	0:00,003	0:46,385	7	93,1 km/h
13	14	Tröger, Tim	DEU	CRG TB Racing Team	DEU	CRG / Iame / Vega	7	0:00,182	0:00,007	0:46,392	7	93,1 km/h
14	18	Kacovsky, Matej	CZE	Salgat Motorsport	DEU	BirelART / Iame / Vega	7	0:00,267	0:00,085	0:46,477	7	92,9 km/h
15	48	Kocka, Ondrej	CZE	OKKART v ACR	CZE	CRG / Iame / Vega	7	0:00,323	0:00,056	0:46,533	7	92,8 km/h
16	30	Hansen, Mads E	DNK	TK RACING	DNK	FA Kart / Iame / Vega	6	0:00,378	0:00,055	0:46,588	6	92,7 km/h
17	19	Maisch, Luca	DEU	CRG TB Racing Team	DEU	Zanardi / Iame / Vega	7	0:00,397	0:00,019	0:46,607	7	92,7 km/h
18	7	Thaqi, Kristian	KOS	Valier Motorsport	DEU	Sodi / Iame / Vega	7	0:00,471	0:00,074	0:46,681	6	92,5 km/h
19	76	Pollastri, Riccardo	ITA	EMILIA KART SRL	ITA	BirelART / IAME / Vega	6	0:00,526	0:00,055	0:46,736	5	92,4 km/h
20	69	Orsini, Paolo	ITA	EMILIA KART SRL	ITA	BirelART / IAME / Vega	7	0:00,545	0:00,019	0:46,755	5	92,4 km/h
21	77	Pedersen, Nicolai	DNK	Brian Pedersen	DNK	Kosmic / Vortex / Vega	6	0:00,696	0:00,151	0:46,906	6	92,1 km/h
22	25	Wlömer, Luka	DEU	Mach 1 Motorsport	DEU	Mach 1 / Iame / Vega	7	0:00,752	0:00,056	0:46,962	4	92,0 km/h
23	34	Pros, Frantisek	CZE	VMS RACING	CZE	Praga / TM / Vega	7	0:00,808	0:00,056	0:47,018	5	91,9 km/h

Rennleitung: Rüdiger Luth Racedirektor: Thomas Lainer
Sportkommissare: Th. Ferrero / U. Bell / H. Seidel / P. Acerbi
Techn. Kommissare: Hans-Jürgen Dangers / M. Grasshoff / C. Schmidt / D. Pietzko / M. Somera / A. Mazzanti
Zeitnahme: KART-DATA timing service Franz Schieszler / Martin Summerer

Zeitnahme / timekeeping

control 
Franz Schieszler

Aushangzeit : 11:59:20



DMSB **DKM**

05-07/05/17 Ampfing
26-28/05/17 Kerpen
07-09/07/17 Wackersdorf
25-27/08/17 Wackersdorf
20-22/10/17 Lonato (ITA)

20-22/10/2017 Internationales DMSB - Kartrennen Lonato (ITA)

DMSB Reg.Nr. 290-2017

Qualifying practice DKM (OK) Group 1

Strecke / track: 1200 started: 23 classified: 23 not classified: 0

Fahrername Driver	Hauger Dennis Rn. 6 93,5 km/h	Morozov Ilya Rn. 5 93,4 km/h	Rozenfeld David Rn. 7 93,4 km/h	Marseglia Leonardo Rn. 7 93,4 km/h	Michelotto Matia Rn. 6 93,4 km/h	Gerner Carl-Anton Rn. 7 93,3 km/h	Boedler Cameron Rn. 6 93,3 km/h	Schulte Maximilian Rn. 7 93,2 km/h	Van Berlo Glenn Rn. 7 93,2 km/h	Tauscher Alexander Rn. 7 93,1 km/h	Fritsch Valentino Rn. 7 93,1 km/h	Sizov Alexsey Rn. 7 93,1 km/h
schnellste Runde in Runde	0:46,210	0:46,253	0:46,263	0:46,266	0:46,276	0:46,280	0:46,320	0:46,357	0:46,360	0:46,379	0:46,382	0:46,385
Speed	<u>93,5 km/h</u>	93,4 km/h	93,4 km/h	93,4 km/h	93,4 km/h	93,3 km/h	93,3 km/h	93,2 km/h	93,2 km/h	93,1 km/h	93,1 km/h	93,1 km/h
Lap 1	0:50,838	0:48,799	0:49,691	0:48,633	0:48,555	0:51,538	0:49,265	0:51,441	0:50,093	0:49,974	0:49,842	0:48,481
Lap 2	0:46,863	0:47,267	0:47,551	0:47,157	0:48,709	0:48,329	0:46,828	0:48,740	0:47,119	0:47,770	0:47,406	0:46,917
Lap 3	0:46,426	0:47,020	0:46,673	0:46,620	0:46,433	0:46,836	0:46,416	0:46,859	0:46,634	0:47,759	0:46,862	0:46,504
Lap 4	0:46,378	0:46,343	0:46,303	0:47,512	0:46,971	0:46,459	0:46,363	0:46,495	0:46,468	0:46,570	0:46,518	0:46,514
Lap 5	0:46,254	0:46,253	0:46,310	0:48,906	0:47,329	0:46,372	0:46,457	0:46,505	0:46,511	0:46,445	0:46,557	0:46,490
Lap 6	0:46,210	0:46,261	0:46,281	0:46,402	0:46,276	0:46,380	0:46,320	0:46,609	0:46,375	0:46,446	0:46,393	0:46,459
Lap 7	0:46,357	0:46,271	0:46,263	0:46,266	0:46,427	0:46,280	0:46,582	0:46,357	0:46,360	0:46,379	0:46,382	0:46,385



DMSB **DKM**

05-07/05/17 Ampfing
 26-28/05/17 Kerpen
 07-09/07/17 Wackersdorf
 25-27/08/17 Wackersdorf
 20-22/10/17 Lonato (ITA)

20-22/10/2017 Internationales DMSB - Kartrennen Lonato (ITA)

DMSB Reg.Nr. 290-2017

Qualifying practice DKM (OK) Group 1

Strecke / track: 1200 started: 23 classified: 23 not classified: 0

Fahrername Driver	Träger Tim	Kacovsky Matej	Kocka Ondrej	Hansen Mads E	Maisch Luca	Thaqi Kristian	Pollastri Riccardo	Orsini Paolo	Pedersen Niccolai	Wlömer Luka	Pros Frantisek
schnellste Runde in Runde	0:46,392 Rn. 7	0:46,477 Rn. 7	0:46,533 Rn. 7	0:46,588 Rn. 6	0:46,607 Rn. 7	0:46,681 Rn. 6	0:46,736 Rn. 5	0:46,755 Rn. 5	0:46,906 Rn. 6	0:46,962 Rn. 4	0:47,018 Rn. 5
Speed	93,1 km/h	92,9 km/h	92,8 km/h	92,7 km/h	92,7 km/h	92,5 km/h	92,4 km/h	92,4 km/h	92,1 km/h	92,0 km/h	91,9 km/h
Lap 1	0:50,464	0:51,339	0:48,898	0:56,712	0:48,742	0:50,215	0:50,706	0:50,472	0:50,617	0:50,740	0:50,958
Lap 2	0:48,261	0:47,930	0:47,250	0:47,519	0:47,230	0:48,164	0:47,146	0:48,233	0:47,893	0:48,329	0:48,146
Lap 3	0:46,965	0:47,105	0:46,814	0:47,008	0:46,854	0:47,412	0:46,797	0:47,207	0:47,402	0:47,359	0:47,315
Lap 4	0:46,688	0:46,692	0:46,631	0:47,006	0:46,735	0:47,234	0:49,727	0:46,977	0:47,631	0:46,962	0:47,161
Lap 5	0:46,536	0:46,626	0:46,737	0:47,083	0:46,808	0:46,817	0:46,736	0:46,755	0:46,940	0:47,001	0:47,018
Lap 6	0:46,446	0:46,810	0:46,663	0:46,588	0:46,665	0:46,681	0:46,847	0:46,959	0:46,906	0:47,024	0:47,068
Lap 7	0:46,392	0:46,477	0:46,533	0:46,607	0:46,607	0:46,847	0:46,847	0:46,808	0:46,906	0:46,973	0:47,086



DMSB
Internationales DMSB - Kartrennen Lonato (ITA)

05-07/05/17 Ampfing
26-28/05/17 Kerpen
07-09/07/17 Wackersdorf
25-27/08/17 Wackersdorf
20-22/10/17 Lonato (ITA)

DMSB Reg.Nr. 290-2017

Qualifying practice DKM (OK) Group 1

Die schnellsten Zeiten

Ort	Nr. Fahrername	Zeit	Streckenl.	Ø Speed
Ziel	21 Hauger,Dennis	0:46,210	1200 m	93,5 km/h
Sektion 1	21 Hauger,Dennis	0:18,179	531 m	105,2 km/h
Sektion 2	82 Michelotto,Mattia	0:14,184	390 m	99,0 km/h
Sektion 3	54 Rozenfeld,David	0:13,760	279 m	73,0 km/h

Runde	Smr.21 Hauger,Dennis NOR CRG Holland			Smr.72 Morozov,Ilya RUS WARD RACING			Smr.54 Rozenfeld,David RUS Ward Racing			Smr.79 Marsaglia,Leonardo ITA BABY RACE ACADEMY			Smr.82 Michelotto,Mattia ITA Chiesa Corse						
	theoretisch mögliche Bestzeit	Sektion 2	Sektion 3	theoretisch mögliche Bestzeit	Sektion 1	Sektion 2	Sektion 3	theoretisch mögliche Bestzeit	Sektion 1	Sektion 2	Sektion 3	theoretisch mögliche Bestzeit	Sektion 1	Sektion 2	Sektion 3				
Runde 1	0:50,838	0:20,172	0:14,419	0:48,799	0:19,581	0:14,913	0:14,305	0:49,691	0:20,025	0:15,220	0:14,446	0:48,633	0:19,508	0:14,887	0:14,238	0:48,555	0:19,543	0:14,938	0:14,074
Runde 2	0:46,863	0:18,552	0:14,401	0:47,267	0:18,654	0:14,518	0:14,095	0:47,551	0:19,021	0:14,543	0:13,987	0:47,157	0:18,549	0:14,562	0:14,046	0:48,709	0:19,034	0:15,718	0:13,957
Runde 3	0:46,426	0:18,269	0:14,340	0:47,020	0:18,662	0:14,429	0:13,929	0:46,673	0:18,456	0:14,320	0:13,897	0:46,620	0:18,340	0:14,310	0:13,970	0:46,433	0:18,283	0:14,291	0:13,859
Runde 4	0:46,378	0:18,274	0:14,286	0:46,343	0:18,269	0:14,210	0:13,864	0:46,303	0:18,282	0:14,209	0:13,812	0:47,512	0:18,301	0:14,302	0:14,909	0:46,971	0:18,289	0:14,770	0:13,912
Runde 5	0:46,254	0:18,241	0:14,206	0:46,253	0:18,216	0:14,229	0:13,808	0:46,310	0:18,244	0:14,286	0:13,780	0:48,906	0:18,397	0:16,237	0:14,272	0:47,329	0:19,177	0:14,362	0:13,790
Runde 6	0:46,210	0:18,179	0:14,215	0:46,261	0:18,225	0:14,233	0:13,803	0:46,281	0:18,248	0:14,250	0:13,783	0:46,402	0:18,265	0:14,265	0:13,872	0:46,276	0:18,254	0:14,239	0:13,783
Runde 7	0:46,357	0:18,203	0:14,271	0:46,271	0:18,244	0:14,216	0:13,811	0:46,263	0:18,222	0:14,281	0:13,760	0:46,266	0:18,233	0:14,203	0:13,830	0:46,427	0:18,302	0:14,184	0:13,941



DMSB
Internationales DMSB - Kartennen Lonato (ITA)

05-07/05/17 Ampfing
26-28/05/17 Kerpen
07-09/07/17 Wackersdorf
25-27/08/17 Wackersdorf
20-22/10/17 Lonato (ITA)

20-22/10/2017 Internationales DMSB - Kartennen Lonato (ITA)

DMSB Reg.Nr. 290-2017

Qualifying practice DKM (OK) Group 1

Die schnellsten Zeiten				
Ort	Nr. Fahrername	Zeit	Streckenl.	ø Speed
Ziel	21 Hauger,Dennis	0:46,270	1200 m	93,5 km/h
Sektion 1	21 Hauger,Dennis	0:18,179	581 m	105,2 km/h
Sektion 2	82 Michelotto,Mattia	0:14,184	390 m	99,0 km/h
Sektion 3	54 Rozenfeld,David	0:13,760	279 m	73,0 km/h

Runde	Stmr.70 Gerner,Carl-Anton DNK Chiesa Corse			Stmr.43 Boedler,Cameron DEU Mach 1 Motorsport			Stmr.86 Schulte,Maximilian DEU Solgat Motorsport			Stmr.12 Van Berlo,Glenn NLD CRG Keijzer Racing			Stmr.27 Tauscher,Alexander DEU Lanari Racing Team										
	theoretisch mögliche Bestzeit	Ziel	Sektion 3	theoretisch mögliche Bestzeit	Ziel	Sektion 3	theoretisch mögliche Bestzeit	Ziel	Sektion 3	theoretisch mögliche Bestzeit	Ziel	Sektion 3	theoretisch mögliche Bestzeit	Ziel	Sektion 3								
Runde 1	0:51,538	0:20,362	0:16,221	0:14,955	0:14,955	0:14,955	0:49,265	0:20,061	0:14,984	0:14,220	0:14,220	0:51,441	0:20,531	0:15,613	0:15,297	0:50,093	0:19,882	0:15,541	0:14,670	0:49,974	0:19,966	0:15,633	0:14,375
Runde 2	0:48,329	0:19,549	0:14,649	0:14,131	0:13,935	0:13,935	0:46,828	0:18,574	0:14,319	0:13,935	0:13,935	0:48,740	0:19,559	0:14,978	0:14,203	0:47,119	0:18,677	0:14,473	0:13,969	0:47,770	0:18,594	0:14,799	0:14,377
Runde 3	0:46,836	0:18,486	0:14,392	0:13,958	0:13,858	0:13,858	0:46,416	0:18,301	0:14,257	0:13,858	0:13,858	0:46,859	0:18,486	0:14,399	0:13,974	0:46,634	0:18,424	0:14,346	0:13,864	0:47,759	0:19,363	0:14,562	0:13,834
Runde 4	0:46,459	0:18,285	0:14,348	0:13,826	0:13,844	0:13,844	0:46,363	0:18,311	0:14,208	0:13,844	0:13,844	0:46,495	0:18,324	0:14,265	0:13,906	0:46,468	0:18,310	0:14,309	0:13,849	0:46,570	0:18,349	0:14,358	0:13,863
Runde 5	0:46,372	0:18,301	0:14,278	0:13,793	0:13,836	0:13,836	0:46,457	0:18,356	0:14,265	0:13,836	0:13,836	0:46,505	0:18,340	0:14,296	0:13,869	0:46,511	0:18,416	0:14,269	0:13,826	0:46,445	0:18,362	0:14,315	0:13,768
Runde 6	0:46,380	0:18,238	0:14,267	0:13,875	0:13,778	0:13,778	0:46,320	0:18,300	0:14,242	0:13,778	0:13,778	0:46,609	0:18,450	0:14,250	0:13,909	0:46,375	0:18,316	0:14,276	0:13,783	0:46,446	0:18,358	0:14,285	0:13,803
Runde 7	0:46,280	0:18,219	0:14,236	0:13,825	0:13,951	0:13,951	0:46,582	0:18,340	0:14,291	0:13,951	0:13,951	0:46,357	0:18,299	0:14,223	0:13,835	0:46,360	0:18,295	0:14,236	0:13,829	0:46,379	0:18,275	0:14,340	0:13,764



DMSB
Internationales DMSB - Kartrennen Lonato (ITA)

05-07/05/17 Ampfing
26-28/05/17 Kerpen
07-09/07/17 Wackersdorf
25-27/08/17 Wackersdorf
20-22/10/17 Lonato (ITA)

DKM

20-22/10/2017 Internationales DMSB - Kartrennen Lonato (ITA)

DMSB Reg.Nr. 290-2017

Qualifying practice DKM (OK) Group 1

Die schnellsten Zeiten				
Ort	Nr. Fahrername	Zeit	Streckenl.	ø Speed
Ziel	21 Hauger,Dennis	0:46,270	1200 m	93,5 km/h
Sektion 1	21 Hauger,Dennis	0:18,179	531 m	105,2 km/h
Sektion 2	82 Michelotto,Mattia	0:14,184	390 m	99,0 km/h
Sektion 3	54 Rozenfeld,David	0:13,760	279 m	73,0 km/h

Runde	Smr.10 Fritsch,Valentino DEU KSM Schumacher Racing Team			Smr.14 Tröger,Tim DEU CRG TB Racing Team			Smr.18 Kacovsky,Matej CZE Solgat Motorsport			Smr.48 Kocka,Ondrej CZE OKKART v ACR						
	theoretisch mögliche Bestzeit	Ziel	Ø	theoretisch mögliche Bestzeit	Ziel	Ø	theoretisch mögliche Bestzeit	Ziel	Ø	theoretisch mögliche Bestzeit	Ziel	Ø				
Runde 1	0:49,842	0:19,873	0:15,165	0:14,804	0:48,481	0:19,438	0:14,957	0:14,086	0:46,385	0:18,260	0:14,262	0:13,842	0:46,533	0:18,343	0:14,304	0:13,874
Runde 2	0:47,406	0:18,714	0:14,598	0:14,094	0:46,917	0:18,569	0:14,418	0:13,930	0:46,477	0:18,354	0:14,289	0:13,834	0:48,898	0:19,764	0:14,919	0:14,215
Runde 3	0:46,862	0:18,499	0:14,436	0:13,927	0:46,504	0:18,350	0:14,299	0:13,855	0:47,930	0:18,974	0:14,713	0:14,243	0:47,250	0:18,586	0:14,624	0:14,040
Runde 4	0:46,518	0:18,376	0:14,293	0:13,849	0:46,514	0:18,374	0:14,262	0:13,878	0:47,105	0:18,484	0:14,529	0:14,092	0:46,814	0:18,458	0:14,369	0:13,987
Runde 5	0:46,557	0:18,342	0:14,302	0:13,913	0:46,490	0:18,348	0:14,275	0:13,867	0:46,692	0:18,364	0:14,366	0:13,962	0:46,631	0:18,410	0:14,304	0:13,917
Runde 6	0:46,393	0:18,311	0:14,246	0:13,836	0:46,459	0:18,294	0:14,323	0:13,842	0:46,626	0:18,439	0:14,340	0:13,847	0:46,737	0:18,458	0:14,341	0:13,938
Runde 7	0:46,382	0:18,247	0:14,242	0:13,893	0:46,385	0:18,260	0:14,274	0:13,851	0:46,810	0:18,430	0:14,356	0:14,024	0:46,663	0:18,343	0:14,338	0:13,982
					0:46,392	0:18,298	0:14,317	0:13,777	0:46,477	0:18,354	0:14,289	0:13,834	0:46,533	0:18,354	0:14,305	0:13,874



DMSB
Internationales DMSB - Kartrennen Lonato (ITA)

05-07/05/17 Ampfing
26-28/05/17 Kerpen
07-09/07/17 Wackersdorf
25-27/08/17 Wackersdorf
20-22/10/17 Lonato (ITA)

20-22/10/2017

DMSB Reg.Nr. 290-2017

Qualifying practice DKM (OK) Group 1

Die schnellsten Zeiten				
Ort	Nr. Fahrername	Zeit	Streckenl.	ø Speed
Ziel	21 Hauger,Dennis	0:46,270	1200 m	93,5 km/h
Sektion 1	21 Hauger,Dennis	0:18,179	581 m	105,2 km/h
Sektion 2	82 Michelotto,Mattia	0:14,184	390 m	99,0 km/h
Sektion 3	54 Rozenfeld,David	0:13,760	279 m	73,0 km/h

Runde	Smr.30 Hansen,Mads E DNK TK RACING			Smr.19 Maisch,Luca DEU CRG TB Racing Team			Smr.7 Thaqi,Kristian KOS Valier Motorsport			Smr.76 Pollastri,Riccardo ITA EMILIA KART SRL			Smr.69 Orsini,Paolo ITA EMILIA KART SRL			
	theoretisch mögliche Bestzeit	Ziel	Sektion 3	theoretisch mögliche Bestzeit	Ziel	Sektion 3	theoretisch mögliche Bestzeit	Ziel	Sektion 3	theoretisch mögliche Bestzeit	Ziel	Sektion 3	theoretisch mögliche Bestzeit	Ziel	Sektion 3	
Runde 1	0:56,712	0:23,300	0:18,892	0:14,520	0:48,742	0:19,524	0:14,972	0:14,246	0:50,215	0:20,022	0:15,662	0:14,531	0:50,472	0:20,474	0:15,554	0:14,444
Runde 2	0:47,519	0:18,742	0:14,761	0:14,016	0:47,230	0:18,639	0:14,546	0:14,045	0:48,164	0:18,907	0:14,977	0:14,280	0:48,233	0:19,240	0:14,762	0:14,231
Runde 3	0:47,008	0:18,405	0:14,634	0:13,969	0:46,854	0:18,457	0:14,425	0:13,972	0:47,412	0:18,678	0:14,583	0:14,151	0:46,797	0:18,340	0:14,584	0:14,005
Runde 4	0:47,006	0:18,450	0:14,520	0:14,036	0:46,735	0:18,428	0:14,351	0:13,956	0:47,234	0:18,400	0:14,455	0:14,379	0:49,727	0:18,392	0:14,733	0:16,602
Runde 5	0:47,083	0:18,434	0:14,800	0:13,849	0:46,808	0:18,506	0:14,399	0:13,903	0:46,817	0:18,431	0:14,436	0:13,950	0:46,736	0:18,491	0:14,433	0:13,812
Runde 6	0:46,588	0:18,286	0:14,442	0:13,860	0:46,665	0:18,412	0:14,333	0:13,920	0:46,681	0:18,379	0:14,398	0:13,904	0:46,959	0:18,532	0:14,439	0:13,988
Runde 7					0:46,607	0:18,460	0:14,348	0:13,799	0:46,847	0:18,544	0:14,441	0:13,862	0:46,808	0:18,405	0:14,369	0:14,034



DMSB Internationales DMSB - Kartrennen Lonato (ITA) **20-22/10/2017**

05-07/05/17 Ampfing
 26-28/05/17 Kerpen
 07-09/07/17 Wackersdorf
 25-27/08/17 Wackersdorf
 20-22/10/17 Lonato (ITA)

DMSB Reg.Nr. 290-2017

Qualifying practice DKM (OK) Group 1

Die schnellsten Zeiten				
Ort	Nr. Fahrername	Zeit	Streckenl.	ø Speed
Ziel	21 Hauger,Dennis	0:46,210	1200 m	93,5 km/h
Sektion 1	21 Hauger,Dennis	0:18,179	581 m	105,2 km/h
Sektion 2	82 Michelotto,Mattia	0:14,184	390 m	99,0 km/h
Sektion 3	54 Rozenfeld,David	0:13,760	279 m	73,0 km/h

Runde	Smr.77 Pedersen,Nicolai DNK			Smr.25 Wlömer,Luka DEU			Smr.34 Pros,Franisek CZE		
	theoretisch mögliche Bestzeit	Ziel	Sektion 3	theoretisch mögliche Bestzeit	Ziel	Sektion 3	theoretisch mögliche Bestzeit	Ziel	Sektion 3
Runde 1	0:50,617	0:20,642	0:15,444	0:20,590	0:15,458	0:14,692	0:50,958	0:20,840	0:15,519
Runde 2	0:47,893	0:18,973	0:14,668	0:18,992	0:14,919	0:14,418	0:48,146	0:18,995	0:14,887
Runde 3	0:47,402	0:18,632	0:14,555	0:18,626	0:14,692	0:14,041	0:47,315	0:18,650	0:14,590
Runde 4	0:47,631	0:18,692	0:14,754	0:18,521	0:14,488	0:13,953	0:47,161	0:18,561	0:14,567
Runde 5	0:46,940	0:18,355	0:14,562	0:18,441	0:14,487	0:14,073	0:47,018	0:18,635	0:14,445
Runde 6	0:46,906	0:18,527	0:14,413	0:18,512	0:14,560	0:13,952	0:47,068	0:18,590	0:14,484
Runde 7				0:18,479	0:14,524	0:13,970	0:47,086	0:18,581	0:14,454



DMSB **DKM**

05-07/05/17 Ampfing
 26-28/05/17 Kerpen
 07-09/07/17 Wackersdorf
 25-27/08/17 Wackersdorf
 20-22/10/17 Lonato (ITA)

20-22/10/2017 Internationales DMSB - Kartennen Lonato (ITA)

DMSB Reg.Nr. 290-2017

Qualifying practice DKM (OK) Group 1

Ziel		Sektion 1		Sektion 2		Sektion 3	
Fahrername	Zeit	Fahrername	Zeit	Fahrername	Zeit	Fahrername	Zeit
1 21 Hauger,Dennis	0:46,210	21 Hauger,Dennis	0:18,179	82 Michelotto,Mattia	0:14,184	54 Rozenfeld,David	0:13,760
2 72 Morozov,Ilya	0:46,253	72 Morozov,Ilya	0:18,216	79 Marseglia,Leonardo	0:14,203	27 Tauscher,Alexander	0:13,764
3 54 Rozenfeld,David	0:46,263	70 Gerner,Carl-Anton	0:18,219	21 Hauger,Dennis	0:14,206	14 Träger,Tim	0:13,777
4 79 Marseglia,Leonardo	0:46,266	54 Rozenfeld,David	0:18,222	43 Boedler,Cameron	0:14,208	43 Boedler,Cameron	0:13,778
5 82 Michelotto,Mattia	0:46,276	79 Marseglia,Leonardo	0:18,233	54 Rozenfeld,David	0:14,209	82 Michelotto,Mattia	0:13,783
6 70 Gerner,Carl-Anton	0:46,280	10 Fritsch,Valentino	0:18,247	72 Morozov,Ilya	0:14,210	12 Van Berlo,Glenn	0:13,783
7 43 Boedler,Cameron	0:46,320	82 Michelotto,Mattia	0:18,254	86 Schulte,Maximilian	0:14,223	70 Gerner,Carl-Anton	0:13,793
8 86 Schulte,Maximilian	0:46,357	81 Sizov,Alexsey	0:18,260	70 Gerner,Carl-Anton	0:14,236	19 Maisch,Luca	0:13,799
9 12 Van Berlo,Glenn	0:46,360	76 Pollastri,Riccardo	0:18,270	12 Van Berlo,Glenn	0:14,236	72 Morozov,Ilya	0:13,803
10 27 Tauscher,Alexander	0:46,379	27 Tauscher,Alexander	0:18,275	10 Fritsch,Valentino	0:14,242	21 Hauger,Dennis	0:13,807
11 10 Fritsch,Valentino	0:46,382	30 Hansen,Mads E	0:18,286	81 Sizov,Alexsey	0:14,262	76 Pollastri,Riccardo	0:13,812
12 81 Sizov,Alexsey	0:46,385	12 Van Berlo,Glenn	0:18,295	27 Tauscher,Alexander	0:14,285	79 Marseglia,Leonardo	0:13,830
13 14 Träger,Tim	0:46,392	14 Träger,Tim	0:18,298	18 Kacovsky,Matej	0:14,289	18 Kacovsky,Matej	0:13,834
14 18 Kacovsky,Matej	0:46,477	86 Schulte,Maximilian	0:18,299	14 Träger,Tim	0:14,298	86 Schulte,Maximilian	0:13,835
15 48 Kocka,Ondrej	0:46,533	43 Boedler,Cameron	0:18,300	48 Kocka,Ondrej	0:14,304	10 Fritsch,Valentino	0:13,836
16 30 Hansen,Mads E	0:46,588	48 Kocka,Ondrej	0:18,343	19 Maisch,Luca	0:14,333	81 Sizov,Alexsey	0:13,842
17 19 Maisch,Luca	0:46,607	18 Kacovsky,Matej	0:18,354	69 Orsini,Paolo	0:14,369	30 Hansen,Mads E	0:13,849
18 7 Thaqi,Kristian	0:46,681	77 Pedersen,Nicolai	0:18,355	7 Thaqi,Kristian	0:14,398	7 Thaqi,Kristian	0:13,862
19 76 Pollastri,Riccardo	0:46,736	7 Thaqi,Kristian	0:18,379	77 Pedersen,Nicolai	0:14,413	48 Kocka,Ondrej	0:13,874
20 69 Orsini,Paolo	0:46,755	69 Orsini,Paolo	0:18,401	76 Pollastri,Riccardo	0:14,433	69 Orsini,Paolo	0:13,920
21 77 Pedersen,Nicolai	0:46,906	19 Maisch,Luca	0:18,412	30 Hansen,Mads E	0:14,442	34 Pros,Frantisek	0:13,938
22 25 Wlömer,Luka	0:46,962	25 Wlömer,Luka	0:18,441	34 Pros,Frantisek	0:14,445	25 Wlömer,Luka	0:13,952
23 34 Pros,Frantisek	0:47,018	34 Pros,Frantisek	0:18,561	25 Wlömer,Luka	0:14,487	77 Pedersen,Nicolai	0:13,966

free practice DKM (OK) Group 2

Strecke / track: 1200m
started: 22 classified: 22 not classified: 0

Doc. 6

Pos	Str. Nr.	Fahrer Driver	Nation	Bewerber/Sponsor	Nation	Chassis/Motor/Reifen	Runden Laps	Gesamtzeit Differenz	Abstand Gap	beste Runde best Lap	in R. in L.	Geschw. Speed
1	5	Schumacher, David	DEU	KSM Schumacher Racing Team	DEU	Tony Kart / Vortex / Vega	15			0:46,293	14	93,3 km/h
2	9	Arnold, Felix	DEU	KSM Schumacher Racing Team	DEU	Tony Kart / Vortex / Vega	16	0:00,106	0:00,106	0:46,399	16	93,1 km/h
3	1	Tonteri, Paavo	FIN	KSM Schumacher Racing Team	DEU	Tony Kart / Vortex / Vega	14	0:00,214	0:00,108	0:46,507	13	92,9 km/h
4	17	Füngeling, Luke	DEU	JS Evolution	DEU	Exprit / Vortex / Vega	14	0:00,256	0:00,042	0:46,549	13	92,8 km/h
5	66	Ferrari, Lorenzo	GBR	Fusion Motorsport	GBR	EXPRIT / Vortex / Vega	9	0:00,275	0:00,019	0:46,568	8	92,8 km/h
6	32	Liwinski, David	NLD	Mach 1 Motorsport	DEU	Mach 1 / Iame / Vega	14	0:00,279	0:00,004	0:46,572	14	92,8 km/h
7	20	Meyer, Kilian	ESP	CRG Holland	NLD	CRG / Iame / Vega	15	0:00,285	0:00,006	0:46,578	14	92,7 km/h
8	71	Bulantsev, Pavel	RUS	WARD RACING	SWE	Tony Kart / Vortex / Vega	12	0:00,389	0:00,104	0:46,682	8	92,5 km/h
9	40	Fusen, Jan David	DEU	CRG Holland	NLD	CRG / Iame / Vega	14	0:00,393	0:00,004	0:46,686	14	92,5 km/h
10	67	Morricono, Eduardo	ITA	Fusion Motorsport	GBR	EXPRIT / Vortex / Vega	12	0:00,452	0:00,059	0:46,745	8	92,4 km/h
11	90	Degenbeck, Patrick	DEU	CRG TB Racing Team	DEU	CRG / Iame / Vega	15	0:00,513	0:00,061	0:46,806	14	92,3 km/h
12	64	Rosina, Michael	ITA	CRG Holland	NLD	CRG / Iame / Vega	9	0:00,550	0:00,037	0:46,843	9	92,2 km/h
13	22	Munding, Wodan Erik	DEU	Kali-Kart Stern Motorsport	DEU	Kali Kart / Iame / Vega	15	0:00,704	0:00,154	0:46,997	14	91,9 km/h
14	75	Hansen, Mikkel M.	DNK	Racing Motor DK	DNK	Kali Kart / TM / Vega	17	0:00,839	0:00,135	0:47,132	13	91,7 km/h
15	85	Sager, Moritz	AUT	KSB Racing Team	AUT	Kosmic / Vortex / Vega	16	0:00,865	0:00,026	0:47,158	14	91,6 km/h
16	31	Dörr, Phil	DEU	CRG TB Racing Team	DEU	Zanardi / Iame / Vega	15	0:00,878	0:00,013	0:47,171	14	91,6 km/h
17	87	Pavlicek, Matej	CZE	VMS RACING	CZE	Praga / TM / Vega	17	0:01,005	0:00,127	0:47,298	15	91,3 km/h
18	88	Schmidli, Titus	CHE	Forza Racing	GBR	OTK / TM / Vega	16	0:01,058	0:00,053	0:47,351	15	91,2 km/h
19	80	Armellin, Andrea	ITA	Ward Racing	SWE	Tony Kart / Vortex / Vega	12	0:01,158	0:00,100	0:47,451	10	91,0 km/h
20	78	Nielson, Nicklas	DNK	KSM Schumacher Racing Team	DEU	Tony Kart / Vortex / Vega	6	0:01,187	0:00,029	0:47,480	6	91,0 km/h
21	47	Pytlík, Marek	CZE	OKKART v ACR	CZE	CRG / Iame / Vega	15	0:01,190	0:00,003	0:47,483	15	91,0 km/h
22	16	Weber, Marcel	DEU	Mach 1 Motorsport	DEU	Mach 1 / Rexion / Vega	13	0:01,474	0:00,284	0:47,767	10	90,4 km/h

Rennleitung: Rüdiger Luth Racedirektor: Thomas Lainer

Sportkommissare: Th. Ferrero / U. Bell / H. Seidel / P. Acerbi

Techn. Kommissare: Hans-Jürgen Dangers / M. Grasshoff / C. Schmidt / D. Pietzko / M. Somera / A. Mazzanti

Zeitnahme: KART-DATA timing service Franz Schiesler / Martin Summerer



DMSB
Internationales DMSB - Kartrennen Lonato (ITA)

20-22/10/2017

05-07/05/17 Ampfing
26-28/05/17 Kerpen
07-09/07/17 Wackersdorf
25-27/08/17 Wackersdorf
20-22/10/17 Lonato (ITA)

DMSB RegNr. 290-2017

free practice DKM (OK) Group 2

Strecke / track: 1200 started: 22 classified: 22 not classified: 0

Fahrenname Driver	Schumacher David	Arnold Felix	Tonteri Paavo	Füngeling Luke	Ferrari Lorenzo	Liwinski David	Meyer Kilian	Bulantsev Pavel	Fusen Jan David	Morricone Eduardo	Degenbeck Patrick	Rosina Michael
schnellste Runde in Runde	0:46,293 Rn. 14	0:46,399 Rn. 16	0:46,507 Rn. 13	0:46,549 Rn. 13	0:46,568 Rn. 8	0:46,572 Rn. 14	0:46,578 Rn. 14	0:46,682 Rn. 8	0:46,686 Rn. 14	0:46,745 Rn. 8	0:46,806 Rn. 14	0:46,843 Rn. 9
Speed	93,3 km/h	93,1 km/h	92,9 km/h	92,8 km/h	92,8 km/h	92,8 km/h	92,7 km/h	92,5 km/h	92,5 km/h	92,4 km/h	92,3 km/h	92,2 km/h
Lap 1	0:51,233	0:51,775	0:50,969	0:51,616	0:52,069	0:51,495	0:50,268	0:48,991	0:52,559	0:51,364	0:51,358	0:54,535
Lap 2	0:48,238	0:47,904	0:48,915	0:48,265	0:49,027	0:50,202	0:48,088	0:47,251	0:49,249	0:47,972	0:48,169	0:53,387
Lap 3	0:47,089	0:47,511	0:47,608	0:48,068	0:47,270	0:47,428	0:47,141	0:47,047	0:47,655	0:47,265	0:47,473	0:51,857
Lap 4	0:46,862	0:46,952	0:47,099	0:47,288	0:47,147	0:47,339	0:46,894	0:47,143	0:47,274	0:48,238	0:47,655	0:52,605
Lap 5	0:46,718	0:46,829	0:47,067	0:46,931	0:47,039	0:47,665	0:46,689	0:46,978	0:47,205	0:47,184	0:47,007	0:47,619
Lap 6	0:46,703	0:46,723	0:46,972	0:47,350	0:46,860	4:25,269	0:46,997	0:46,895	0:47,242	0:47,300	0:47,094	0:47,236
Lap 7	0:46,673	0:46,689	3:58,748	0:46,827	0:46,643	0:49,015	0:46,893	0:46,829	3:31,920	0:46,962	3:36,333	0:47,243
Lap 8	3:28,190	0:46,693	0:50,624	4:28,810	0:46,568	0:50,236	3:21,669	0:46,682	0:50,499	0:46,745	0:49,898	0:46,897
Lap 9	0:50,522	2:53,435	0:47,735	0:49,200	0:46,928	0:49,055	0:53,459	0:47,054	0:48,159	0:46,788	0:49,920	0:46,843
Lap 10	0:51,215	0:49,553	0:47,213	0:47,309	0:46,684	0:46,684	0:49,183	0:46,806	0:47,256	0:46,813	0:47,799	
Lap 11	0:46,669	0:47,119	0:46,885	0:46,861	0:48,740	0:46,636	0:47,305	0:47,032	0:46,920	0:47,671	0:47,319	
Lap 12	0:46,570	0:46,788	0:46,565	0:46,563	0:46,636	0:46,636	0:47,083	0:46,791	0:46,725	0:46,803	0:46,814	
Lap 13	0:46,403	0:46,421	0:46,507	0:46,549	0:46,826	0:46,826	0:46,784	0:46,716	0:46,716		0:46,916	
Lap 14	0:46,293	0:46,460	0:46,729	0:46,782	0:46,572	0:46,572	0:46,578	0:46,686	0:46,686		0:46,806	
Lap 15	0:46,305	0:46,511			0:46,622	0:46,622					0:46,869	
Lap 16		0:46,399										
Lap 17												



DMSB
Internationales DMSB - Kartrennen Lonato (ITA)

05-07/05/17 Ampfing
26-28/05/17 Kerpen
07-09/07/17 Wackersdorf
25-27/08/17 Wackersdorf
20-22/10/17 Lonato (ITA)

DMSB Reg.Nr. 290-2017

free practice DKM (OK) Group 2

Strecke / track: 1200 started: 22 classified: 22 not classified: 0

Fahrername Driver	Munding Wodan Erik	Hansen Mikkel M.	Sager Moritz	Dörr Phil	Pavlicek Matej	Schmidli Titus	Armellini Andrea	Nielson Nicklas	Pytlík Marek	Weber Marcel
schnellste Runde in Runde	0:46,997 Rn. 14	0:47,132 Rn. 13	0:47,158 Rn. 14	0:47,171 Rn. 14	0:47,298 Rn. 15	0:47,351 Rn. 15	0:47,451 Rn. 10	0:47,480 Rn. 6	0:47,483 Rn. 15	0:47,767 Rn. 10
Speed	91,9 km/h	91,7 km/h	91,6 km/h	91,6 km/h	91,3 km/h	91,2 km/h	91,0 km/h	91,0 km/h	91,0 km/h	90,4 km/h
Lap 1	0:51,462	0:50,072	0:51,383	0:52,038	0:53,679	0:51,730	0:56,107	0:53,680	0:51,805	0:52,696
Lap 2	0:49,019	0:48,456	0:48,685	0:48,999	0:49,561	0:49,097	0:55,075	0:50,792	0:48,693	0:49,767
Lap 3	0:47,732	0:48,246	0:48,157	0:48,069	0:47,904	0:48,376	0:52,642	7:16,451	0:48,423	0:48,926
Lap 4	0:47,390	0:48,433	0:47,715	0:47,600	0:47,719	0:47,991	0:51,535	0:50,862	0:47,930	3:37,403
Lap 5	0:47,256	0:47,451	0:47,842	0:47,962	0:47,381	0:47,537	0:50,828	0:48,421	0:47,827	0:51,913
Lap 6	0:47,248	0:47,355	2:41,892	2:54,361	0:47,325	0:47,730	0:49,320	0:47,480	0:47,781	0:49,048
Lap 7	0:47,286	1:29,803	0:50,602	0:50,770	0:47,600	0:47,704	0:48,517	0:48,487	0:48,487	0:49,230
Lap 8	2:55,551	0:47,260	0:48,765	0:48,971	1:34,320	0:47,461	0:48,501	0:47,863	3:21,297	0:47,863
Lap 9	0:50,454	0:47,381	0:48,500	0:47,948	0:47,600	0:47,741	0:47,577	0:47,883	0:49,670	0:47,883
Lap 10	0:49,215	0:47,784	0:47,970	0:47,612	0:47,459	0:47,703	0:47,451	0:47,767	0:50,712	0:47,767
Lap 11	0:48,712	0:47,197	0:47,444	0:47,463	0:47,792	0:47,839	0:47,460	0:48,498	0:48,498	0:47,852
Lap 12	0:47,394	0:47,585	0:48,105	0:47,657	0:47,450	0:47,546	1:05,139	0:48,823	0:48,823	0:47,805
Lap 13	0:47,170	0:47,132	0:47,671	0:47,440	0:47,481	0:47,658	0:47,528	0:47,528	0:47,528	0:47,883
Lap 14	0:46,997	0:47,242	0:47,158	0:47,171	0:47,447	0:47,408	0:47,715	0:47,715	0:47,715	0:47,883
Lap 15	0:47,070	0:47,186	0:47,587	0:47,195	0:47,298	0:47,351	0:47,504	0:47,483	0:47,483	0:47,883
Lap 16		0:47,171	0:47,254		0:47,382	0:47,504				
Lap 17		0:47,155			0:47,520					



DMSB
Internationales DMSB - Kartrennen Lonato (ITA)

05-07/05/17 Ampfing
26-28/05/17 Kerpen
07-09/07/17 Wackersdorf
25-27/08/17 Wackersdorf
20-22/10/17 Lonato (ITA)

DMSB Reg.Nr. 290-2017

free practice DKM (OK) Group 2

Die schnellsten Zeiten

Ort	Nr. Fahrername	Zeit	Streckenl.	Ø Speed
Ziel	5 Schumacher, David	0:46,293	1200 m	93,3 km/h
Sektion 1	5 Schumacher, David	0:18,291	581 m	104,5 km/h
Sektion 2	5 Schumacher, David	0:14,200	390 m	98,9 km/h
Sektion 3	17 Füngeling, Luke	0:13,779	279 m	72,9 km/h

Runde	Smr.5 Schumacher, David DEU KSM Schumacher Racing Team			Smr.9 Arnold, Felix DEU KSM Schumacher Racing Team			Smr.1 Tonteri, Paavo FIN KSM Schumacher Racing Team			Smr.17 Füngeling, Luke DEU JS Evolution			Smr.66 Ferrari, Lorenzo GBR Fusion Motorsport							
	theoretisch mögliche Bestzeit	Ziel	Sektion 3	theoretisch mögliche Bestzeit	Ziel	Sektion 3	theoretisch mögliche Bestzeit	Ziel	Sektion 3	theoretisch mögliche Bestzeit	Ziel	Sektion 3	theoretisch mögliche Bestzeit	Ziel	Sektion 3					
1	0:51,233	0:21,013	0:15,718	0:14,502	0:51,775	0:20,600	0:16,045	0:15,130	0:50,969	0:20,449	0:15,802	0:14,718	0:51,616	0:20,892	0:16,016	0:14,708	0:52,069	0:21,705	0:15,844	0:14,520
2	0:48,238	0:19,398	0:14,792	0:14,048	0:47,904	0:18,880	0:14,836	0:14,188	0:48,915	0:19,251	0:15,001	0:14,663	0:48,265	0:19,011	0:15,034	0:14,220	0:49,027	0:19,875	0:14,921	0:14,231
3	0:47,089	0:18,649	0:14,470	0:13,970	0:47,511	0:18,581	0:14,852	0:14,078	0:47,608	0:18,797	0:14,752	0:14,059	0:48,068	0:18,725	0:14,838	0:14,505	0:47,270	0:18,611	0:14,575	0:14,084
4	0:46,862	0:18,502	0:14,347	0:14,013	0:46,952	0:18,521	0:14,491	0:13,940	0:47,099	0:18,610	0:14,473	0:14,016	0:47,288	0:18,692	0:14,643	0:13,953	0:47,147	0:18,696	0:14,431	0:14,020
5	0:46,718	0:18,444	0:14,360	0:13,914	0:46,829	0:18,479	0:14,375	0:13,975	0:47,067	0:18,599	0:14,488	0:13,980	0:46,931	0:18,456	0:14,464	0:14,011	0:47,039	0:18,599	0:14,436	0:14,004
6	0:46,703	0:18,431	0:14,323	0:13,949	0:46,723	0:18,443	0:14,303	0:13,977	0:46,972	0:18,506	0:14,520	0:13,946	0:47,350	0:18,812	0:14,499	0:14,039	0:46,860	0:18,504	0:14,387	0:13,969
7	0:46,673	0:18,416	0:14,315	0:13,942	0:46,689	0:18,440	0:14,324	0:13,925	3:58,748	3:22,230	0:20,374	0:16,144	0:46,827	0:18,433	0:14,426	0:13,968	0:46,643	0:18,372	0:14,281	0:13,990
8	3:28,190	2:52,713	0:19,329	0:16,148	0:46,693	0:18,385	0:14,358	0:13,950	0:50,624	0:20,213	0:15,718	0:14,693	4:28,810	3:53,946	0:18,926	0:15,938	0:46,568	0:18,342	0:14,301	0:13,925
9	0:50,522	0:19,742	0:15,314	0:15,466	2:53,435	2:17,006	0:20,320	0:16,109	0:47,735	0:18,850	0:14,733	0:14,152	0:49,200	0:19,581	0:15,233	0:14,386	0:46,928	0:18,530	0:14,495	0:13,903
10	0:51,215	0:22,555	0:14,588	0:14,072	0:49,553	0:19,444	0:15,631	0:14,478	0:47,213	0:18,702	0:14,564	0:13,947	0:47,309	0:18,560	0:14,677	0:14,072				
11	0:46,669	0:19,508	0:14,295	0:13,866	0:47,119	0:18,608	0:14,570	0:13,941	0:46,885	0:18,570	0:14,447	0:13,868	0:46,861	0:18,500	0:14,427	0:13,934				
12	0:46,570	0:19,371	0:14,289	0:13,910	0:46,788	0:18,482	0:14,367	0:13,939	0:46,565	0:18,421	0:14,311	0:13,833	0:46,563	0:18,373	0:14,380	0:13,810				
13	0:46,403	0:19,324	0:14,234	0:13,845	0:46,421	0:18,306	0:14,300	0:13,815	0:46,507	0:18,369	0:14,306	0:13,832	0:46,549	0:18,367	0:14,261	0:13,921				
14	0:46,293	0:18,291	0:14,215	0:13,787	0:46,460	0:18,316	0:14,342	0:13,802	0:46,729	0:18,317	0:14,488	0:13,924	0:46,782	0:18,428	0:14,575	0:13,779				
15	0:46,305	0:18,322	0:14,200	0:13,783	0:46,511	0:18,370	0:14,315	0:13,826												
16					0:46,399	0:18,303	0:14,268	0:13,828												
17																				



DMSB
Internationales DMSB - Kartrennen Lonato (ITA)

05-07/05/17 Ampfing
26-28/05/17 Kerpen
07-09/07/17 Wackersdorf
25-27/08/17 Wackersdorf
20-22/10/17 Lonato (ITA)

DMSB Reg.Nr. 290-2017

free practice DKM (OK) Group 2

Die schnellsten Zeiten

Ort	Nr. Fahrername	Zeit	Streckenl.	ø Speed
Ziel	5 Schumacher, David	0:46,293	1200 m	93,3 km/h
Sektion 1	5 Schumacher, David	0:18,291	581 m	104,5 km/h
Sektion 2	5 Schumacher, David	0:14,200	390 m	98,9 km/h
Sektion 3	17 Füngelng,Luke	0:13,779	279 m	72,9 km/h

Runde	Smr.32 Liwinski,David NLD Mach 1 Motorsport			Smr.20 Meyer,Kilian ESP CRG Holland			Smr.71 Bulantsev,Pavel RUS WARD RACING			Smr.40 Fusen,Jan David DEU CRG Holland			Smr.67 Morricone,Eduardo ITA Fusion Motorsport		
	theoretisch mögliche Bestzeit	Ziel	Sektion 3	theoretisch mögliche Bestzeit	Ziel	Sektion 3	theoretisch mögliche Bestzeit	Ziel	Sektion 3	theoretisch mögliche Bestzeit	Ziel	Sektion 3	theoretisch mögliche Bestzeit	Ziel	Sektion 3
Runde 1	0:51,495	0:21,686	0:15,205	0:50,268	0:20,524	0:15,220	0:48,991	0:19,488	0:15,158	0:48,991	0:19,488	0:15,158	0:51,364	0:20,635	0:15,941
Runde 2	0:50,202	0:20,994	0:14,951	0:48,088	0:19,208	0:14,788	0:47,251	0:18,608	0:14,521	0:47,251	0:18,608	0:14,521	0:47,972	0:18,839	0:14,865
Runde 3	0:47,428	0:18,713	0:14,592	0:47,141	0:18,594	0:14,528	0:47,047	0:18,506	0:14,512	0:47,047	0:18,506	0:14,512	0:47,265	0:18,582	0:14,554
Runde 4	0:47,339	0:18,543	0:14,599	0:46,894	0:18,485	0:14,448	0:47,143	0:18,456	0:14,587	0:47,143	0:18,456	0:14,587	0:48,238	0:18,551	0:15,545
Runde 5	0:47,665	0:18,921	0:14,596	0:46,689	0:18,430	0:14,373	0:46,978	0:18,449	0:14,468	0:46,978	0:18,449	0:14,468	0:47,184	0:18,600	0:14,506
Runde 6	4:25,269	3:50,243	0:19,279	0:46,997	0:18,463	0:14,606	0:46,895	0:18,408	0:14,396	0:46,895	0:18,408	0:14,396	0:47,300	0:18,503	0:14,681
Runde 7	0:49,015	0:19,212	0:15,114	0:46,893	0:18,385	0:14,629	0:46,829	0:18,373	0:14,347	0:46,829	0:18,373	0:14,347	0:46,962	0:18,431	0:14,485
Runde 8	0:50,236	0:20,902	0:14,828	3:21,669	2:45,826	0:19,872	0:46,682	0:18,341	0:14,316	0:46,682	0:18,341	0:14,316	0:46,745	0:18,427	0:14,382
Runde 9	0:49,055	0:20,360	0:14,682	0:53,459	0:19,541	0:15,361	0:47,054	0:18,399	0:14,615	0:47,054	0:18,399	0:14,615	0:46,788	0:18,383	0:14,435
Runde 10	0:46,684	0:18,344	0:14,401	0:49,183	0:20,263	0:14,764	0:46,806	0:18,423	0:14,385	0:46,806	0:18,423	0:14,385	0:46,813	0:18,452	0:14,389
Runde 11	0:48,740	0:18,437	0:16,238	0:47,305	0:18,507	0:14,489	0:47,032	0:18,448	0:14,418	0:47,032	0:18,448	0:14,418	0:47,671	0:18,897	0:14,769
Runde 12	0:46,636	0:18,419	0:14,354	0:47,083	0:18,685	0:14,474	0:46,791	0:18,396	0:14,365	0:46,791	0:18,396	0:14,365	0:46,803	0:18,382	0:14,443
Runde 13	0:46,826	0:18,371	0:14,369	0:46,784	0:18,508	0:14,406	0:46,716	0:18,406	0:14,364	0:46,716	0:18,406	0:14,364	0:46,686	0:18,366	0:14,349
Runde 14	0:46,572	0:18,312	0:14,367	0:46,578	0:18,447	0:14,282	0:46,686	0:18,366	0:14,349	0:46,686	0:18,366	0:14,349	0:46,686	0:18,366	0:14,349
Runde 15				0:46,622	0:18,490	0:14,300									
Runde 16															



DMSB
Internationales DMSB - Kartrennen Lonato (ITA)

05-07/05/17 Ampfing
26-28/05/17 Kerpen
07-09/07/17 Wackersdorf
25-27/08/17 Wackersdorf
20-22/10/17 Lonato (ITA)

DMSB Reg.Nr. 290-2017

free practice DKM (OK) Group 2

Die schnellsten Zeiten

Ort	Nr. Fahrername	Zeit	Streckenl.	Ø Speed
Ziel	5 Schumacher, David	0:46,293	1200 m	93,3 km/h
Sektion 1	5 Schumacher, David	0:18,291	581 m	104,5 km/h
Sektion 2	5 Schumacher, David	0:14,200	390 m	98,9 km/h
Sektion 3	17 Füngelng,Luke	0:13,779	279 m	72,9 km/h

Runde	Smr.90 Degenbeck, Patrick DEU CRG TB Racing Team			Smr.64 Rosina, Michael ITA CRG Holland			Smr.22 Munding, Wotan Erik DEU Kali-Kart Stern Motorsport			Smr.75 Hensen, Mikkel M. DNK Racing Motor DK			Smr.85 Sager, Moritz AUT KSB Racing Team						
	theoretisch mögliche Bestzeit	Ziel	Sektion 3	theoretisch mögliche Bestzeit	Ziel	Sektion 3	theoretisch mögliche Bestzeit	Ziel	Sektion 3	theoretisch mögliche Bestzeit	Ziel	Sektion 3	theoretisch mögliche Bestzeit	Ziel	Sektion 3				
Runde 1	0:51,358	0:20,563	0:14,691	0:54,535	0:21,970	0:16,463	0:16,102	0:51,462	0:20,805	0:15,991	0:14,666	0:50,072	0:20,350	0:15,403	0:14,319	0:51,383	0:20,852	0:15,915	0:14,616
Runde 2	0:48,169	0:19,064	0:14,952	0:53,387	0:21,142	0:17,359	0:14,886	0:49,019	0:19,718	0:14,985	0:14,316	0:48,456	0:18,990	0:15,222	0:14,244	0:48,685	0:19,191	0:15,183	0:14,311
Runde 3	0:47,473	0:18,770	0:14,752	0:51,857	0:20,996	0:15,377	0:15,484	0:47,732	0:18,704	0:14,823	0:14,205	0:48,246	0:19,149	0:14,947	0:14,150	0:48,157	0:19,127	0:14,937	0:14,093
Runde 4	0:47,655	0:18,632	0:14,690	0:52,605	0:23,365	0:15,014	0:14,226	0:47,390	0:18,578	0:14,701	0:14,111	0:48,433	0:18,704	0:15,063	0:14,666	0:47,715	0:18,702	0:14,895	0:14,118
Runde 5	0:47,007	0:18,537	0:14,583	0:47,619	0:18,861	0:14,610	0:14,148	0:47,256	0:18,563	0:14,635	0:14,058	0:47,451	0:18,637	0:14,651	0:14,163	0:47,842	0:18,823	0:14,904	0:14,115
Runde 6	0:47,094	0:18,556	0:14,567	0:47,236	0:18,726	0:14,495	0:14,015	0:47,248	0:18,549	0:14,695	0:14,004	0:47,355	0:18,672	0:14,570	0:14,113	2:41,892	2:07,532	0:18,733	0:15,627
Runde 7	3:36,333	3:01,185	0:19,351	0:47,243	0:18,808	0:14,518	0:13,917	0:47,286	0:18,534	0:14,629	0:14,123	1:29,803	0:59,985	0:15,680	0:14,138	0:50,602	0:20,250	0:15,755	0:14,597
Runde 8	0:49,898	0:20,116	0:15,355	0:46,897	0:18,498	0:14,576	0:13,823	2:55,551	2:18,611	0:21,018	0:15,922	0:47,260	0:18,660	0:14,567	0:14,033	0:48,765	0:19,082	0:15,298	0:14,385
Runde 9	0:49,920	0:20,399	0:14,918	0:46,843	0:18,567	0:14,451	0:13,825	0:50,454	0:20,154	0:15,564	0:14,736	0:47,381	0:18,659	0:14,589	0:14,133	0:48,500	0:19,361	0:15,054	0:14,085
Runde 10	0:47,799	0:18,907	0:14,835	0:46,843	0:18,567	0:14,451	0:13,825	0:49,215	0:19,002	0:15,031	0:15,182	0:47,704	0:18,749	0:14,858	0:14,177	0:47,970	0:18,920	0:14,902	0:14,148
Runde 11	0:47,319	0:18,626	0:14,680	0:47,712	0:18,801	0:14,773	0:15,138	0:48,712	0:18,801	0:14,773	0:15,138	0:47,197	0:18,645	0:14,517	0:14,035	0:47,444	0:18,631	0:14,785	0:14,028
Runde 12	0:46,814	0:18,483	0:14,491	0:47,394	0:18,586	0:14,684	0:14,124	0:47,394	0:18,586	0:14,684	0:14,124	0:47,585	0:18,703	0:14,715	0:14,167	0:48,105	0:18,893	0:14,816	0:14,396
Runde 13	0:46,916	0:18,566	0:14,511	0:46,916	0:18,566	0:14,511	0:13,839	0:47,170	0:18,490	0:14,579	0:14,101	0:47,132	0:18,642	0:14,419	0:14,071	0:47,671	0:18,993	0:14,717	0:13,961
Runde 14	0:46,806	0:18,524	0:14,416	0:46,997	0:18,447	0:14,502	0:14,048	0:46,997	0:18,447	0:14,502	0:14,048	0:47,242	0:18,597	0:14,528	0:14,117	0:47,158	0:18,501	0:14,707	0:13,950
Runde 15	0:46,869	0:18,543	0:14,475	0:47,070	0:18,487	0:14,524	0:14,059	0:47,070	0:18,487	0:14,524	0:14,059	0:47,186	0:18,635	0:14,516	0:14,035	0:47,587	0:18,446	0:14,829	0:14,312
Runde 16				0:47,171	0:18,604	0:14,482	0:14,085	0:47,171	0:18,604	0:14,482	0:14,085	0:47,171	0:18,604	0:14,482	0:14,085	0:47,254	0:18,707	0:14,647	0:13,900
Runde 17				0:47,155	0:18,582	0:14,516	0:14,057	0:47,155	0:18,582	0:14,516	0:14,057	0:47,155	0:18,582	0:14,516	0:14,057				



DMSB
Internationales DMSB - Kartennen Lonato (ITA)

05-07/05/17 Ampfing
26-28/05/17 Kerpen
07-09/07/17 Wackersdorf
25-27/08/17 Wackersdorf
20-22/10/17 Lonato (ITA)

DMSB Reg.Nr. 290-2017

free practice DKM (OK) Group 2

Die schnellsten Zeiten

Ort	Nr. Fahrername	Zeit	Streckenl.	Ø Speed
Ziel	5 Schumacher, David	0:46,293	1200 m	93,3 km/h
Sektion 1	5 Schumacher, David	0:18,291	581 m	104,5 km/h
Sektion 2	5 Schumacher, David	0:14,200	390 m	98,9 km/h
Sektion 3	17 Füngelng,Luke	0:13,779	279 m	72,9 km/h

Runde	Smr.31 Dörr,Phil DEU CRG TB Racing Team			Smr.87 Pavlicek,Matej CZE VMS RACING			Smr.88 Schmidli,Tinus CHE Forza Racing			Smr.80 Armellini,Andrea ITA Ward Racing			Smr.78 Nielson,Nicklas DNK KSM Schumacher Racing Team					
	theoretisch mögliche Bestzeit	Ziel	Sektion 3	theoretisch mögliche Bestzeit	Ziel	Sektion 3	theoretisch mögliche Bestzeit	Ziel	Sektion 3	theoretisch mögliche Bestzeit	Ziel	Sektion 3	theoretisch mögliche Bestzeit	Ziel	Sektion 3			
Runde 1	0:52,038	0:21,550	0:15,787	0:53,679	0:21,447	0:17,095	0:51,730	0:21,030	0:15,945	0:47,311	0:47,351	0:18,562	0:14,579	0:14,170	0:53,680	0:21,794	0:16,614	0:15,272
Runde 2	0:48,999	0:19,526	0:15,131	0:49,561	0:19,015	0:15,333	0:49,097	0:18,933	0:15,689	0:14,475	0:48,376	0:19,117	0:14,860	0:14,399	0:50,792	0:19,899	0:15,761	0:15,132
Runde 3	0:48,069	0:18,936	0:14,915	0:47,904	0:18,916	0:14,741	0:48,376	0:19,117	0:14,860	0:14,399	0:47,991	0:18,694	0:14,960	0:14,337	0:52,642	0:21,439	0:16,429	0:14,774
Runde 4	0:47,600	0:18,754	0:14,760	0:47,719	0:18,938	0:14,700	0:47,991	0:18,694	0:14,960	0:14,337	0:47,537	0:18,649	0:14,634	0:14,254	0:51,535	0:20,940	0:16,146	0:14,449
Runde 5	0:47,962	0:18,754	0:14,792	0:47,381	0:18,568	0:14,544	0:47,537	0:18,649	0:14,634	0:14,254	0:47,730	0:18,634	0:14,781	0:14,315	0:50,828	0:20,602	0:15,770	0:14,456
Runde 6	2:54,361	2:17,818	0:19,552	0:47,325	0:18,665	0:14,501	0:47,730	0:18,634	0:14,781	0:14,315	0:47,704	0:18,707	0:14,711	0:14,286	0:49,320	0:19,990	0:15,204	0:14,126
Runde 7	0:50,770	0:20,151	0:15,662	0:47,600	0:18,550	0:14,667	0:47,704	0:18,707	0:14,711	0:14,286	0:47,461	0:18,567	0:14,611	0:14,283	0:48,517	0:19,513	0:14,930	0:14,074
Runde 8	0:48,971	0:19,005	0:15,599	1:34,320	1:05,084	0:14,988	0:47,461	0:18,567	0:14,611	0:14,283	0:47,741	0:18,825	0:14,746	0:14,170	0:48,501	0:19,096	0:15,203	0:14,202
Runde 9	0:47,948	0:18,783	0:14,862	0:47,600	0:18,731	0:14,664	0:47,741	0:18,825	0:14,746	0:14,170	0:47,703	0:18,609	0:14,590	0:14,504	0:47,577	0:18,859	0:14,716	0:14,002
Runde 10	0:47,612	0:18,778	0:14,739	0:47,459	0:18,568	0:14,616	0:47,703	0:18,609	0:14,590	0:14,504	0:47,839	0:18,675	0:14,620	0:14,544	0:47,451	0:18,725	0:14,638	0:14,088
Runde 11	0:47,463	0:18,729	0:14,665	0:47,792	0:18,855	0:14,687	0:47,839	0:18,675	0:14,620	0:14,544	0:47,546	0:18,585	0:14,617	0:14,344	0:47,460	0:18,676	0:14,754	0:14,030
Runde 12	0:47,657	0:18,738	0:14,705	0:47,450	0:18,507	0:14,640	0:47,546	0:18,585	0:14,617	0:14,344	0:47,658	0:18,638	0:14,579	0:14,441	1:05,139	0:18,799	0:23,606	0:22,734
Runde 13	0:47,440	0:18,736	0:14,657	0:47,481	0:18,662	0:14,584	0:47,658	0:18,638	0:14,579	0:14,441	0:47,408	0:18,596	0:14,593	0:14,219				
Runde 14	0:47,171	0:18,618	0:14,558	0:47,447	0:18,633	0:14,599	0:47,408	0:18,596	0:14,593	0:14,219	0:47,351	0:18,562	0:14,614	0:14,175				
Runde 15	0:47,195	0:18,572	0:14,579	0:47,298	0:18,619	0:14,548	0:47,351	0:18,562	0:14,614	0:14,175	0:47,504	0:18,673	0:14,619	0:14,212				
Runde 16				0:47,382	0:18,539	0:14,633	0:47,504	0:18,673	0:14,619	0:14,212								
Runde 17				0:47,520	0:18,598	0:14,582	0:47,520	0:18,598	0:14,582	0:14,340								



DMSB Internationales DMSB - Kartrennen Lonato (ITA) 

05-07/05/17 Ampfing
26-28/05/17 Kerpen
07-09/07/17 Wackersdorf
25-27/08/17 Wackersdorf
20-22/10/17 Lonato (ITA)

DMSB RegNr. 290-2017

free practice DKM (OK) Group 2

Die schnellsten Zeiten				
Ort	Nr. Fahrername	Zeit	Streckenl.	ø Speed
Ziel	5 Schumacher, David	0:46,293	1200 m	93,3 km/h
Sektion 1	5 Schumacher, David	0:18,291	531 m	104,5 km/h
Sektion 2	5 Schumacher, David	0:14,200	390 m	98,9 km/h
Sektion 3	17 Füngelng,Luke	0:13,779	279 m	72,9 km/h

Runde	SImr.47 Pytlík,Marek CZE OKKART v ACR			SImr.16 Weber,Marcel DEU Mach 1 Motorsport			Ziel	Sektion 1	Sektion 2	Sektion 3	Ziel	Sektion 1	Sektion 2	Sektion 3	Ziel	Sektion 1	Sektion 2	Sektion 3
	theoretisch mögliche Bestzeit 0:47,350	Sektion 1	Sektion 2	Sektion 3	theoretisch mögliche Bestzeit 0:47,641	Sektion 1												
Runde 1	0:51,805	0:20,890	0:16,023	0:14,892	0:47,483	0:18,660	0:14,620	0:14,070	0:52,696	0:21,694	0:16,142	0:14,860						
Runde 2	0:48,693	0:19,114	0:15,055	0:14,524	0:49,767	0:19,787	0:15,242	0:14,738	0:49,767	0:19,787	0:15,242	0:14,738						
Runde 3	0:48,423	0:19,182	0:14,889	0:14,352	0:48,926	0:19,327	0:15,046	0:14,553	0:48,926	0:19,327	0:15,046	0:14,553						
Runde 4	0:47,930	0:18,777	0:14,845	0:14,308	3:37,403	3:01,946	0:19,074	0:16,383	3:37,403	3:01,946	0:19,074	0:16,383						
Runde 5	0:47,827	0:18,778	0:14,728	0:14,321	0:51,913	0:20,756	0:16,076	0:15,081	0:51,913	0:20,756	0:16,076	0:15,081						
Runde 6	0:47,781	0:18,756	0:14,721	0:14,304	0:49,048	0:19,299	0:15,139	0:14,610	0:49,048	0:19,299	0:15,139	0:14,610						
Runde 7	0:48,487	0:18,923	0:15,192	0:14,372	0:49,230	0:19,104	0:15,605	0:14,521	0:49,230	0:19,104	0:15,605	0:14,521						
Runde 8	3:21,297	2:47,095	0:18,491	0:15,711	0:47,863	0:18,775	0:14,766	0:14,322	0:47,863	0:18,775	0:14,766	0:14,322						
Runde 9	0:49,670	0:19,776	0:15,227	0:14,667	0:47,883	0:18,824	0:14,802	0:14,257	0:47,883	0:18,824	0:14,802	0:14,257						
Runde 10	0:50,712	0:19,398	0:16,230	0:15,084	0:47,767	0:18,779	0:14,658	0:14,330	0:47,767	0:18,779	0:14,658	0:14,330						
Runde 11	0:48,498	0:18,798	0:14,985	0:14,715	0:47,852	0:18,778	0:14,683	0:14,391	0:47,852	0:18,778	0:14,683	0:14,391						
Runde 12	0:48,823	0:19,467	0:15,118	0:14,238	0:47,805	0:18,829	0:14,731	0:14,245	0:47,805	0:18,829	0:14,731	0:14,245						
Runde 13	0:47,528	0:18,716	0:14,662	0:14,150	0:47,883	0:18,798	0:14,779	0:14,366	0:47,883	0:18,798	0:14,779	0:14,366						
Runde 14	0:47,715	0:18,660	0:14,701	0:14,354														
Runde 15	0:47,483	0:18,793	0:14,620	0:14,070														
Runde 16																		



DMSB Internationales DMSB - Kartennen Lonato (ITA) 

20-22/10/2017

05-07/05/17 Ampfing
26-28/05/17 Kerpen
07-09/07/17 Wackersdorf
25-27/08/17 Wackersdorf
20-22/10/17 Lonato (ITA)

DMSB RegNr. 290-2017

free practice DKM (OK) Group 2

Ziel		Sektion 1		Sektion 2		Sektion 3	
Fahrername	Zeit	Fahrername	Zeit	Fahrername	Zeit	Fahrername	Zeit
1 5 Schumacher,David	0:46,293	5 Schumacher,David	0:18,291	5 Schumacher,David	0:14,200	17 Füngeling,Luke	0:13,779
2 9 Arnold,Felix	0:46,399	9 Arnold,Felix	0:18,303	17 Füngeling,Luke	0:14,261	5 Schumacher,David	0:13,783
3 1 Tonteri,Paavo	0:46,507	32 Liwinski,David	0:18,312	9 Arnold,Felix	0:14,268	9 Arnold,Felix	0:13,802
4 17 Füngeling,Luke	0:46,549	1 Tonteri,Paavo	0:18,317	66 Ferrari,Lorenzo	0:14,281	64 Rosina,Michael	0:13,823
5 66 Ferrari,Lorenzo	0:46,568	71 Bulatsev,Pavel	0:18,341	20 Meyer,Kilian	0:14,282	1 Tonteri,Paavo	0:13,832
6 32 Liwinski,David	0:46,572	66 Ferrari,Lorenzo	0:18,342	1 Tonteri,Paavo	0:14,306	20 Meyer,Kilian	0:13,832
7 20 Meyer,Kilian	0:46,578	40 Fusen,Jan David	0:18,366	71 Bulatsev,Pavel	0:14,316	90 Degenbeck,Patrick	0:13,839
8 71 Bulatsev,Pavel	0:46,682	17 Füngeling,Luke	0:18,367	40 Fusen,Jan David	0:14,349	32 Liwinski,David	0:13,863
9 40 Fusen,Jan David	0:46,686	67 Morrione,Eduardo	0:18,382	32 Liwinski,David	0:14,354	40 Fusen,Jan David	0:13,895
10 67 Morrione,Eduardo	0:46,745	20 Meyer,Kilian	0:18,385	67 Morrione,Eduardo	0:14,382	85 Sager,Moritz	0:13,900
11 90 Degenbeck,Patrick	0:46,806	85 Sager,Moritz	0:18,446	90 Degenbeck,Patrick	0:14,416	66 Ferrari,Lorenzo	0:13,903
12 64 Rosina,Michael	0:46,843	22 Munding,Wodan Erik	0:18,447	75 Hansen,Mikkel M.	0:14,419	67 Morrione,Eduardo	0:13,936
13 22 Munding,Wodan Erik	0:46,997	90 Degenbeck,Patrick	0:18,483	64 Rosina,Michael	0:14,451	31 Dörr,Phil	0:13,995
14 75 Hansen,Mikkel M.	0:47,132	64 Rosina,Michael	0:18,498	87 Pavlicek,Matej	0:14,501	71 Bulatsev,Pavel	0:13,998
15 85 Sager,Moritz	0:47,158	87 Pavlicek,Matej	0:18,507	22 Munding,Wodan Erik	0:14,502	80 Armellin,Andrea	0:14,002
16 31 Dörr,Phil	0:47,171	88 Schmidli,Titus	0:18,562	31 Dörr,Phil	0:14,558	22 Munding,Wodan Erik	0:14,004
17 87 Pavlicek,Matej	0:47,298	31 Dörr,Phil	0:18,572	88 Schmidli,Titus	0:14,579	75 Hansen,Mikkel M.	0:14,033
18 88 Schmidli,Titus	0:47,351	75 Hansen,Mikkel M.	0:18,582	78 Nielson,Nicklas	0:14,588	47 Pylfik,Marek	0:14,070
19 80 Armellin,Andrea	0:47,451	78 Nielson,Nicklas	0:18,655	47 Pylfik,Marek	0:14,620	87 Pavlicek,Matej	0:14,081
20 78 Nielson,Nicklas	0:47,480	47 Pylfik,Marek	0:18,660	80 Armellin,Andrea	0:14,638	78 Nielson,Nicklas	0:14,156
21 47 Pylfik,Marek	0:47,483	80 Armellin,Andrea	0:18,676	85 Sager,Moritz	0:14,647	88 Schmidli,Titus	0:14,170
22 16 Weber,Marcel	0:47,767	16 Weber,Marcel	0:18,738	16 Weber,Marcel	0:14,658	16 Weber,Marcel	0:14,245

Strecke / track: 1200m

started: 23 classified: 23 not classified: 0

Doc. 5

Pos	Str. Nr.	Fahrer Driver	Nation	Bewerber/Sponsor	Nation	Chassis/Motor/Reifen	Runden Laps	Gesamtzeit Differenz	Abstand Gap	beste Runde best Lap	in R. in L.	Geschw. Speed
1	43	Boedler, Cameron		Mach 1 Motorsport		Mach 1 / Iame / Vega	15			0:46,359	12	93,2 km/h
2	54	Rozenfeld, David		Ward Racing		Tony Kart / Vortex / Vega	15	0:00,007	0:00,007	0:46,366	12	93,2 km/h
3	82	Michelotto, Mattia		Chiesa Corse		Zanardi / Parilla / Vega	15	0:00,023	0:00,016	0:46,382	12	93,1 km/h
4	72	Morozov, Ilya		WARD RACING		Tony Kart / Vortex / Vega	12	0:00,026	0:00,003	0:46,385	12	93,1 km/h
5	18	Kacovsky, Matej		Solgat Motorsport		BirelART / Iame / Vega	16	0:00,072	0:00,046	0:46,431	16	93,0 km/h
6	81	Sizov, Alexsey		TEAM KOMAROV		Tony Kart / TM / Vega	15	0:00,079	0:00,007	0:46,438	15	93,0 km/h
7	86	Schulte, Maximilian		Solgat Motorsport		BirelART / TM / Vega	16	0:00,111	0:00,032	0:46,470	13	93,0 km/h
8	21	Hauger, Dennis		CRG Holland		CRG / Iame / Vega	15	0:00,115	0:00,004	0:46,474	15	93,0 km/h
9	70	Gerner, Carl-Anton		Chiesa Corse		Zanardi / Iame / Vega	16	0:00,134	0:00,019	0:46,493	13	92,9 km/h
10	14	Tröger, Tim		CRG TB Racing Team		CRG / Iame / Vega	16	0:00,135	0:00,001	0:46,494	16	92,9 km/h
11	27	Tauscher, Alexander		Lanari Racing Team		Zanardi / Iame / Vega	15	0:00,258	0:00,123	0:46,617	14	92,7 km/h
12	79	Marseglia, Leonardo		BABY RACE ACADEMY		Tony Kart / Vortex / Vega	16	0:00,302	0:00,044	0:46,661	15	92,6 km/h
13	19	Maisch, Luca		CRG TB Racing Team		Zanardi / Iame / Vega	16	0:00,324	0:00,022	0:46,683	16	92,5 km/h
14	77	Pedersen, Nicolai		Brian Pedersen		Kosmic / Vortex / Vega	16	0:00,353	0:00,029	0:46,712	13	92,5 km/h
15	10	Fritsch, Valentino		KSM Schumacher Racing Team		Tony Kart / Vortex / Vega	15	0:00,362	0:00,009	0:46,721	13	92,5 km/h
16	30	Hansen, Mads E		TK RACING		FA Kart / Iame / Vega	16	0:00,406	0:00,044	0:46,765	16	92,4 km/h
17	76	Pollastri, Riccardo		EMILIA KART SRL		BirelART / IAME / Vega	15	0:00,441	0:00,035	0:46,800	13	92,3 km/h
18	7	Thaqj, Kristian		Valier Motorsport		Sodi / Iame / Vega	15	0:00,460	0:00,019	0:46,819	14	92,3 km/h
19	48	Kocka, Ondrej		OKKART v ACR		CRG / Iame / Vega	15	0:00,474	0:00,014	0:46,833	15	92,2 km/h
20	69	Orsini, Paolo		EMILIA KART SRL		BirelART / IAME / Vega	15	0:00,590	0:00,116	0:46,949	11	92,0 km/h
21	25	Wlömer, Luka		Mach 1 Motorsport		Mach 1 / Iame / Vega	15	0:00,855	0:00,265	0:47,214	14	91,5 km/h
22	12	Van Berlo, Glenn		CRG Keijzer Racing		CRG / Iame / Vega	4	0:01,129	0:00,274	0:47,488	3	91,0 km/h
23	34	Pros, Frantisek		VMS RACING		Praga / TM / Vega	11	0:01,458	0:00,329	0:47,817	7	90,3 km/h

Rennleitung: Rüdiger Luth Racedirektor: Thomas Lainer

Sportkommissare: Th. Ferrero / U. Bell / H. Seidel / P. Acerbi

Techn. Kommissare: Hans-Jürgen Dangers / M. Grasshoff / C. Schmidt / D. Pietzko / M. Somera / A. Mazzanti

Zeitnahme: KART-DATA timing service Franz Schiesler / Martin Summerer



DMSB **DKM**

05-07/05/17 Ampfing
26-28/05/17 Kerpen
07-09/07/17 Wackersdorf
25-27/08/17 Wackersdorf
20-22/10/17 Lonato (ITA)

20-22/10/2017 Internationales DMSB - Kartrennen Lonato (ITA)

DMSB Reg.Nr. 290-2017

free practice DKM (OK) Group 1

Strecke / track: 1200 started: 23 classified: 23 not classified: 0

Fahrername Driver	Boedler Cameron	Rozenfeld David	Michelotto Mattia	Morozov Ilya	Kacovsky Matej	Sizov Alexsey	Schulte Maximilian	Hauger Dennis	Gerner Carl-Anton	Tröger Tim	Tauscher Alexander	Marseglia Leonardo
schnellste Runde in Runde	0:46,359 Rn. 12	0:46,366 Rn. 12	0:46,382 Rn. 12	0:46,385 Rn. 12	0:46,431 Rn. 16	0:46,438 Rn. 15	0:46,470 Rn. 13	0:46,474 Rn. 15	0:46,493 Rn. 13	0:46,494 Rn. 16	0:46,617 Rn. 14	0:46,661 Rn. 15
Speed	93,2 km/h	93,2 km/h	93,1 km/h	93,1 km/h	93,0 km/h	93,0 km/h	93,0 km/h	93,0 km/h	92,9 km/h	92,9 km/h	92,7 km/h	92,6 km/h
Lap 1	0:50,790	0:50,501	0:51,118	0:50,509	0:50,579	0:50,568	0:55,811	0:51,286	0:52,428	0:51,689	0:51,174	0:55,893
Lap 2	0:47,619	0:47,897	0:48,013	0:47,564	0:48,150	0:47,656	0:48,979	0:48,651	0:48,520	0:48,107	0:49,086	0:51,747
Lap 3	0:47,010	0:47,103	0:47,069	0:47,824	0:47,319	0:47,140	0:47,609	0:47,284	0:47,895	0:47,384	0:47,579	0:50,188
Lap 4	0:47,324	0:46,858	0:46,777	0:46,883	0:47,177	0:46,839	0:47,182	0:47,099	0:46,923	0:46,915	0:47,622	0:49,232
Lap 5	0:46,915	0:46,820	0:46,733	0:47,215	0:47,098	0:46,747	0:46,900	0:47,028	2:52,030	0:47,198	0:47,126	0:48,938
Lap 6	0:46,891	3:14,266	0:46,783	0:46,650	0:46,935	0:46,765	0:46,932	0:46,887	0:52,589	0:46,841	0:47,128	0:48,527
Lap 7	3:46,887	0:50,349	3:51,188	0:46,521	0:47,130	3:13,639	0:46,833	3:09,579	0:52,679	0:47,079	0:47,465	0:48,537
Lap 8	0:50,308	0:48,719	0:55,245	0:46,564	2:31,366	0:51,827	2:23,238	0:49,663	0:47,498	2:21,716	3:07,270	0:47,855
Lap 9	0:47,232	0:47,699	0:47,412	0:46,535	0:49,677	0:48,182	0:50,045	0:47,930	0:47,072	0:50,048	0:51,588	2:27,321
Lap 10	0:46,861	0:46,638	0:46,782	0:47,458	0:47,850	0:46,973	0:47,877	0:46,973	0:47,442	0:48,277	0:47,472	0:50,266
Lap 11	0:46,441	0:46,388	0:46,472	0:46,483	0:47,536	0:46,613	0:47,110	0:46,711	0:46,637	0:46,945	0:47,021	0:47,516
Lap 12	0:46,359	0:46,366	0:46,382	0:46,385	0:46,915	0:46,485	0:47,061	0:46,633	0:46,570	0:47,594	0:46,790	0:46,916
Lap 13	0:46,362	0:46,577	0:47,648	0:46,483	0:46,563	0:46,492	0:46,470	0:46,516	0:46,493	0:46,766	0:46,681	0:46,744
Lap 14	0:46,492	0:46,621	0:46,573	0:46,555	0:46,555	0:46,708	0:46,876	0:46,602	0:46,563	0:46,509	0:46,617	0:46,892
Lap 15	0:46,415	0:47,021	0:46,416	0:46,700	0:46,700	0:46,438	0:46,630	0:46,474	0:46,581	0:46,643	0:46,700	0:46,661
Lap 16				0:46,431	0:46,431		0:46,559		0:46,507	0:46,494		0:46,766



DMSB Internationales DMSB - Kartrennen Lonato (ITA)

20-22/10/2017

05-07/05/17 Ampfing
 26-28/05/17 Kerpen
 07-09/07/17 Wackersdorf
 25-27/08/17 Wackersdorf
 20-22/10/17 Lonato (ITA)

DMSB Reg.Nr. 290-2017

free practice DKM (OK) Group 1

Strecke / track: 1200 started: 23 classified: 23 not classified: 0

Fahrername Driver	Maisch Luca	Pedersen Nicolaï	Fritsch Valentino	Hansen Mads E	Pollastri Riccardo	Thaqi Kristian	Kocka Ondrej	Orsini Paolo	Wlörner Luka	Van Berlo Glenn	Pros Frantisek
schnellste Runde in Runde	0:46,683 Rn. 16	0:46,712 Rn. 13	0:46,721 Rn. 13	0:46,765 Rn. 16	0:46,800 Rn. 13	0:46,819 Rn. 14	0:46,833 Rn. 15	0:46,949 Rn. 11	0:47,214 Rn. 14	0:47,488 Rn. 3	0:47,817 Rn. 7
Speed	92,5 km/h	92,5 km/h	92,5 km/h	92,4 km/h	92,3 km/h	92,3 km/h	92,2 km/h	92,0 km/h	91,5 km/h	91,0 km/h	90,3 km/h
Lap 1	0:54,647	0:52,766	0:52,383	0:54,887	0:53,174	0:52,556	0:52,340	0:51,918	0:51,567	0:53,409	0:53,491
Lap 2	0:47,904	0:48,720	0:48,178	0:52,461	0:49,198	0:48,463	0:48,531	0:49,050	0:48,630	0:50,656	0:51,932
Lap 3	0:47,473	0:47,735	0:47,753	0:47,931	0:47,520	0:47,903	0:48,091	0:49,398	0:47,787	0:47,488	0:48,989
Lap 4	0:47,060	0:47,526	0:46,968	0:47,536	0:47,633	0:47,782	0:47,744	0:48,628	0:47,570	0:47,987	0:48,888
Lap 5	0:46,759	0:47,329	0:46,889	0:47,509	0:51,230	0:47,269	0:47,256	0:47,680	0:47,488	0:47,488	0:48,055
Lap 6	0:46,870	0:47,349	0:47,657	0:47,679	0:46,971	0:47,188	2:58,468	3:36,568	0:47,663	0:47,663	0:49,752
Lap 7	2:13,681	0:47,299	0:47,166	2:40,867	3:02,155	3:11,582	0:51,968	0:49,580	3:09,317	0:47,317	0:47,817
Lap 8	0:52,186	0:47,262	0:47,246	0:51,911	0:54,297	0:50,814	0:48,780	0:47,858	0:50,210	0:48,107	0:48,107
Lap 9	0:48,598	0:47,115	3:13,071	0:49,514	0:47,809	0:48,367	0:47,776	0:47,465	0:48,174	0:47,864	0:47,864
Lap 10	0:47,865	0:46,989	0:50,558	0:47,609	0:47,504	0:47,639	0:47,121	0:47,215	0:47,630	0:47,354	6:00,354
Lap 11	0:47,059	1:48,466	0:47,539	0:46,948	0:47,137	0:46,974	0:46,907	0:46,949	0:47,745	0:47,464	0:49,464
Lap 12	0:46,741	0:46,951	0:46,842	0:47,015	0:47,044	0:46,860	0:46,886	0:47,295	0:47,359	0:47,359	0:47,359
Lap 13	0:46,698	0:46,712	0:46,721	0:46,843	0:46,800	0:47,189	0:46,929	0:48,065	0:47,254	0:47,214	0:47,214
Lap 14	0:46,823	0:47,055	0:46,738	0:46,835	0:46,991	0:46,819	0:47,099	0:47,102	0:47,214	0:47,214	0:47,214
Lap 15	0:51,383	0:46,928	0:46,727	0:46,850	0:46,958	0:46,834	0:46,833	0:47,105	0:47,225	0:47,225	0:47,225
Lap 16	0:46,683	0:47,059		0:46,765							



DMSB
Internationales DMSB - Kartennen Lonato (ITA)

05-07/05/17 Ampfing
26-28/05/17 Kerpen
07-09/07/17 Wackersdorf
25-27/08/17 Wackersdorf
20-22/10/17 Lonato (ITA)

DMSB Reg.Nr. 290-2017

free practice DKM (OK) Group 1

Die schnellsten Zeiten

Ort	Nr. Fahrername	Zeit	Streckenl.	ø Speed
Ziel	43 Boedler,Cameron	0:46,359	1200 m	93,2 km/h
Sektion 1	70 Geimer,Carl-Antron	0:18,235	581 m	104,8 km/h
Sektion 2	43 Boedler,Cameron	0:14,210	390 m	98,8 km/h
Sektion 3	54 Rozenfeld,David	0:13,779	279 m	72,9 km/h

Runde	Smr.43 Boedler,Cameron DEU Mach 1 Motorsport			Smr.54 Rozenfeld,David RUS Ward Racing			Smr.82 Michelotto,Mattia ITA Chiesa Corse			Smr.72 Morozov,Ilya RUS WARD RACING			Smr.18 Kacovsky,Matej CZE Solgat Motorsport		
	theoretisch mögliche Bestzeit	Ziel	Sektion 3	theoretisch mögliche Bestzeit	Ziel	Sektion 3	theoretisch mögliche Bestzeit	Ziel	Sektion 3	theoretisch mögliche Bestzeit	Ziel	Sektion 3	theoretisch mögliche Bestzeit	Ziel	Sektion 3
Runde 1	0:50,790	0:20,515	0:15,690	0:50,501	0:20,757	0:15,262	0:14,482	0:51,118	0:21,465	0:15,351	0:14,302	0:50,509	0:20,443	0:15,706	0:14,360
Runde 2	0:47,619	0:18,830	0:14,627	0:47,897	0:18,970	0:14,816	0:14,111	0:48,013	0:19,147	0:14,798	0:14,068	0:47,564	0:18,743	0:14,748	0:14,073
Runde 3	0:47,010	0:18,501	0:14,459	0:47,103	0:18,549	0:14,518	0:14,036	0:47,069	0:18,547	0:14,516	0:14,006	0:47,824	0:18,784	0:14,953	0:14,087
Runde 4	0:47,324	0:18,603	0:14,598	0:46,858	0:18,453	0:14,458	0:13,947	0:46,777	0:18,459	0:14,400	0:13,918	0:46,883	0:18,464	0:14,441	0:13,978
Runde 5	0:46,915	0:18,406	0:14,446	0:46,820	0:18,450	0:14,389	0:13,981	0:46,733	0:18,393	0:14,391	0:13,949	0:47,215	0:18,638	0:14,551	0:14,026
Runde 6	0:46,891	0:18,456	0:14,345	3:14,266	2:39,194	0:19,408	0:15,664	0:46,783	0:18,486	0:14,339	0:13,958	0:46,650	0:18,435	0:14,335	0:13,880
Runde 7	3:46,887	3:13,032	0:18,242	0:50,349	0:19,773	0:16,205	0:14,371	3:51,188	3:15,635	0:20,159	0:15,394	0:46,521	0:18,359	0:14,320	0:13,842
Runde 8	0:50,308	0:20,844	0:15,105	0:48,719	0:19,047	0:15,408	0:14,264	0:55,245	0:22,781	0:17,836	0:14,628	0:46,564	0:18,368	0:14,278	0:13,918
Runde 9	0:47,232	0:18,718	0:14,432	0:47,699	0:18,574	0:15,121	0:14,004	0:47,412	0:18,654	0:14,733	0:14,025	0:46,535	0:18,365	0:14,280	0:13,890
Runde 10	0:46,861	0:18,409	0:14,440	0:46,638	0:18,349	0:14,387	0:13,902	0:46,782	0:18,436	0:14,460	0:13,886	0:47,458	0:19,082	0:14,477	0:13,899
Runde 11	0:46,441	0:18,347	0:14,210	0:46,388	0:18,238	0:14,306	0:13,844	0:46,472	0:18,345	0:14,266	0:13,861	0:46,483	0:18,326	0:14,304	0:13,853
Runde 12	0:46,359	0:18,299	0:14,238	0:46,366	0:18,294	0:14,293	0:13,779	0:46,382	0:18,320	0:14,215	0:13,847	0:46,385	0:18,270	0:14,300	0:13,815
Runde 13	0:46,362	0:18,243	0:14,264	0:46,577	0:18,364	0:14,328	0:13,885	0:47,648	0:18,511	0:15,292	0:13,845	0:46,563	0:18,319	0:14,336	0:13,908
Runde 14	0:46,492	0:18,323	0:14,278	0:46,621	0:18,450	0:14,360	0:13,811	0:46,573	0:18,325	0:14,331	0:13,917	0:46,555	0:18,429	0:14,322	0:13,804
Runde 15	0:46,415	0:18,260	0:14,228	0:47,021	0:18,316	0:14,848	0:13,857	0:46,416	0:18,274	0:14,272	0:13,870	0:46,700	0:18,461	0:14,280	0:13,959
Runde 16												0:46,431	0:18,274	0:14,307	0:13,850



DMSB
Internationales DMSB - Kartennen Lonato (ITA)

05-07/05/17 Ampfing
26-28/05/17 Kerpen
07-09/07/17 Wackersdorf
25-27/08/17 Wackersdorf
20-22/10/17 Lonato (ITA)

DMSB Reg.Nr. 290-2017

free practice DKM (OK) Group 1

Die schnellsten Zeiten

Ort	Nr. Fahrername	Zeit	Streckenl.	Ø Speed
Ziel	43 Boedler,Cameron	0:46,359	1200 m	93,2 km/h
Sektion 1	70 Gerner,Carl-Anton	0:18,235	581 m	104,8 km/h
Sektion 2	43 Boedler,Cameron	0:14,210	390 m	98,8 km/h
Sektion 3	54 Rozenfeld,David	0:13,779	279 m	72,9 km/h

Runde	Strm.81 Sizov,Alexsey RUS TEAM KOMAROV			Strm.86 Schulte,Maximilian DEU Solgat Motorsport			Strm.21 Hauger,Dennis NOR CRG Holland			Strm.70 Gerner,Carl-Anton DNK Chiesa Corse			Strm.14 Träger,Tim DEU CRG TB Racing Team					
	theoretisch mögliche Bestzeit	Ziel	Sektion 3	theoretisch mögliche Bestzeit	Ziel	Sektion 3	theoretisch mögliche Bestzeit	Ziel	Sektion 3	theoretisch mögliche Bestzeit	Ziel	Sektion 3	theoretisch mögliche Bestzeit	Ziel	Sektion 3			
Runde 1	0:50,568	0:20,732	0:15,468	0:55,811	0:23,050	0:17,497	0:51,286	0:21,002	0:15,942	0:14,342	0:52,428	0:21,092	0:16,223	0:15,113	0:51,689	0:21,016	0:15,698	0:14,975
Runde 2	0:47,656	0:18,899	0:14,647	0:48,979	0:19,353	0:15,025	0:48,651	0:19,346	0:15,059	0:14,246	0:48,520	0:19,316	0:14,888	0:14,316	0:48,107	0:18,963	0:14,802	0:14,342
Runde 3	0:47,140	0:18,591	0:14,493	0:47,609	0:18,781	0:14,635	0:47,284	0:18,674	0:14,594	0:14,016	0:47,895	0:19,133	0:14,619	0:14,143	0:47,384	0:18,691	0:14,501	0:14,192
Runde 4	0:46,839	0:18,505	0:14,414	0:47,182	0:18,491	0:14,544	0:47,099	0:18,601	0:14,482	0:14,016	0:46,923	0:18,496	0:14,511	0:13,916	0:46,915	0:18,598	0:14,352	0:13,965
Runde 5	0:46,747	0:18,448	0:14,334	0:46,900	0:18,426	0:14,446	0:47,028	0:18,576	0:14,535	0:13,917	2:52,030	2:16,875	0:19,270	0:15,885	0:47,198	0:18,624	0:14,370	0:14,204
Runde 6	0:46,765	0:18,415	0:14,400	0:46,932	0:18,542	0:14,393	0:46,887	0:18,514	0:14,439	0:13,934	0:52,589	0:20,056	0:16,916	0:15,617	0:46,841	0:18,600	0:14,325	0:13,916
Runde 7	3:13,639	2:36,324	0:20,720	0:46,833	0:18,442	0:14,371	3:09,579	2:34,771	0:18,875	0:15,933	0:52,679	0:21,143	0:17,259	0:14,277	0:47,079	0:18,499	0:14,482	0:14,098
Runde 8	0:51,827	0:20,844	0:16,229	2:23,238	1:47,856	0:19,201	0:49,663	0:19,938	0:15,263	0:14,462	0:47,498	0:18,846	0:14,585	0:14,067	2:21,716	1:43,759	0:21,012	0:16,945
Runde 9	0:48,182	0:18,801	0:15,099	0:50,045	0:20,168	0:15,446	0:47,930	0:19,174	0:14,667	0:14,089	0:47,072	0:18,612	0:14,477	0:13,983	0:50,048	0:19,789	0:15,511	0:14,748
Runde 10	0:46,973	0:18,515	0:14,502	0:47,877	0:18,758	0:14,925	0:46,973	0:18,495	0:14,508	0:13,970	0:47,442	0:18,387	0:14,704	0:14,351	0:48,277	0:18,931	0:15,078	0:14,268
Runde 11	0:46,613	0:18,372	0:14,358	0:47,110	0:18,451	0:14,553	0:46,711	0:18,473	0:14,389	0:13,849	0:46,637	0:18,346	0:14,366	0:13,925	0:46,945	0:18,451	0:14,574	0:13,920
Runde 12	0:46,485	0:18,376	0:14,253	0:47,061	0:18,557	0:14,531	0:46,633	0:18,487	0:14,322	0:13,824	0:46,570	0:18,355	0:14,350	0:13,865	0:47,594	0:18,627	0:15,039	0:13,928
Runde 13	0:46,492	0:18,367	0:14,273	0:46,470	0:18,274	0:14,328	0:46,516	0:18,333	0:14,380	0:13,803	0:46,493	0:18,266	0:14,387	0:13,840	0:46,766	0:18,494	0:14,307	0:13,965
Runde 14	0:46,708	0:18,489	0:14,266	0:46,876	0:18,281	0:14,388	0:46,602	0:18,349	0:14,397	0:13,856	0:46,563	0:18,235	0:14,441	0:13,887	0:46,509	0:18,341	0:14,282	0:13,886
Runde 15	0:46,438	0:18,289	0:14,302	0:46,630	0:18,282	0:14,396	0:46,474	0:18,325	0:14,331	0:13,818	0:46,581	0:18,282	0:14,357	0:13,942	0:46,643	0:18,376	0:14,359	0:13,908
Runde 16				0:46,559	0:18,276	0:14,337	0:46,474	0:18,325	0:14,331	0:13,818	0:46,507	0:18,290	0:14,309	0:13,908	0:46,494	0:18,330	0:14,226	0:13,938



DMSB
Internationales DMSB - Kartrennen Lonato (ITA)

05-07/05/17 Ampfing
26-28/05/17 Kerpen
07-09/07/17 Wackersdorf
25-27/08/17 Wackersdorf
20-22/10/17 Lonato (ITA)

DMSB Reg.Nr. 290-2017

free practice DKM (OK) Group 1

Die schnellsten Zeiten				
Ort	Nr. Fahrername	Zeit	Streckenl.	ø Speed
Ziel	43 Boedler,Cameron	0:46,359	1200 m	93,2 km/h
Sektion 1	70 Geimer,Carl-Antron	0:18,235	581 m	104,8 km/h
Sektion 2	43 Boedler,Cameron	0:14,210	390 m	98,8 km/h
Sektion 3	54 Rozenfeld,David	0:13,779	279 m	72,9 km/h

Runde	Smr.27 Tauscher,Alexander DEU Lanari Racing Team			Smr.79 Marseglia,Leonardo ITA BABY RACE ACADEMY			Smr.19 Maisch,Luca DEU CRG TB Racing Team			Smr.77 Pedersen,Nicolai DNK Brian Pedersen			Smr.10 Fritsch,Valentino DEU KSM Schumacher Racing Team							
	theoretisch mögliche Bestzeit	Ziel	Sektion 3	theoretisch mögliche Bestzeit	Ziel	Sektion 3	theoretisch mögliche Bestzeit	Ziel	Sektion 3	theoretisch mögliche Bestzeit	Ziel	Sektion 3	theoretisch mögliche Bestzeit	Ziel	Sektion 3					
1	0:51,174	0:20,541	0:14,582	0:55,893	0:22,642	0:18,140	0:15,111	0:54,647	0:21,029	0:16,161	0:17,457	0:46,683	0:18,348	0:14,330	0:13,917	0:52,383	0:21,475	0:15,731	0:15,177	
2	0:49,086	0:19,165	0:14,737	0:51,747	0:21,323	0:15,891	0:14,533	0:47,904	0:18,976	0:14,750	0:14,178	0:46,741	0:18,469	0:14,344	0:13,928	0:48,178	0:18,952	0:14,751	0:14,475	
3	0:47,579	0:18,706	0:14,145	0:50,188	0:20,644	0:15,342	0:14,202	0:47,473	0:18,655	0:14,657	0:14,161	0:46,698	0:18,451	0:14,330	0:13,917	0:47,753	0:18,931	0:14,595	0:14,227	
4	0:47,622	0:19,051	0:14,001	0:49,232	0:19,929	0:15,011	0:14,292	0:47,060	0:18,510	0:14,551	0:13,999	0:46,823	0:18,445	0:14,337	0:14,041	0:46,968	0:18,458	0:14,439	0:14,071	
5	0:47,126	0:18,598	0:14,026	0:48,938	0:19,837	0:15,061	0:14,040	0:46,759	0:18,348	0:14,410	0:14,001	0:46,892	0:18,459	0:14,545	0:14,005	0:46,889	0:18,453	0:14,428	0:14,008	
6	0:47,128	0:18,446	0:14,642	0:48,527	0:19,583	0:14,912	0:14,032	0:46,870	0:18,566	0:14,378	0:13,926	0:46,951	0:18,528	0:14,901	0:14,037	0:47,657	0:18,704	0:14,517	0:14,436	
7	0:47,465	0:18,977	0:13,961	0:48,537	0:19,356	0:15,183	0:13,998	2:13,681	1:37,360	0:19,830	0:16,491	0:47,299	0:18,540	0:14,579	0:14,180	0:47,166	0:18,561	0:14,507	0:14,098	
8	3:07,270	2:28,945	0:21,737	0:47,855	0:19,085	0:14,748	0:14,022	0:52,186	0:21,092	0:16,105	0:14,989	0:47,262	0:18,558	0:14,582	0:14,122	0:47,246	0:18,597	0:14,616	0:14,033	
9	0:51,588	0:20,662	0:14,665	2:27,321	1:52,798	0:18,834	0:15,689	0:48,598	0:19,053	0:15,266	0:14,279	0:47,115	0:18,473	0:14,491	0:14,151	3:13,071	2:36,337	0:20,468	0:16,266	
10	0:47,472	0:18,698	0:14,066	0:50,266	0:20,308	0:15,555	0:14,403	0:47,865	0:18,632	0:15,074	0:14,159	0:46,989	0:18,439	0:14,545	0:14,005	0:50,558	0:20,410	0:15,571	0:14,577	
11	0:47,021	0:18,651	0:14,507	0:47,516	0:18,849	0:14,652	0:14,015	0:47,059	0:18,570	0:14,476	0:14,013	1:48,466	1:19,528	0:14,901	0:14,037	0:47,539	0:18,797	0:14,605	0:14,137	
12	0:46,790	0:18,479	0:14,483	0:46,916	0:18,496	0:14,471	0:13,949	0:46,741	0:18,469	0:14,344	0:13,928	0:46,951	0:18,534	0:14,420	0:13,997	0:46,842	0:18,456	0:14,406	0:13,980	
13	0:46,681	0:18,390	0:13,924	0:46,744	0:18,415	0:14,360	0:13,969	0:46,698	0:18,451	0:14,330	0:13,917	0:46,712	0:18,376	0:14,552	0:13,984	0:46,721	0:18,352	0:14,444	0:13,925	
14	0:46,617	0:18,411	0:14,355	0:46,892	0:18,327	0:14,624	0:13,941	0:46,823	0:18,445	0:14,337	0:14,041	0:47,055	0:18,448	0:14,506	0:14,101	0:46,738	0:18,387	0:14,430	0:13,921	
15	0:46,700	0:18,449	0:14,430	0:46,661	0:18,414	0:14,338	0:13,909	0:51,383	0:21,859	0:15,472	0:14,052	0:46,928	0:18,463	0:14,432	0:14,033	0:46,727	0:18,364	0:14,398	0:13,965	
16				0:46,766	0:18,442	0:14,403	0:13,921	0:46,683	0:18,400	0:14,345	0:13,938	0:47,059	0:18,455	0:14,445	0:14,159					



DMSB
Internationales DMSB - Kartrennen Lonato (ITA)

05-07/05/17 Ampfing
26-28/05/17 Kerpen
07-09/07/17 Wackersdorf
25-27/08/17 Wackersdorf
20-22/10/17 Lonato (ITA)

DMSB Reg.Nr. 290-2017

free practice DKM (OK) Group 1

Die schnellsten Zeiten

Ort	Nr. Fahrername	Zeit	Streckenl.	ø Speed
Ziel	43 Boedler,Cameron	0:46,359	1200 m	93,2 km/h
Sektion 1	70 Geimer,Carl-Antron	0:18,235	531 m	104,8 km/h
Sektion 2	43 Boedler,Cameron	0:14,210	390 m	98,8 km/h
Sektion 3	54 Rozenfeld,David	0:13,779	279 m	72,9 km/h

Runde	Smr.30 Hansen,Mads E DNK TK RACING			Smr.76 Pollastri,Riccardo ITA EMILIA KART SRL			Smr.7 Thaqi,Kristian KOS Valier Motorsport			Smr.48 Kocka,Ondrej CZE OKKART v ACR			Smr.69 Orsini,Paolo ITA EMILIA KART SRL					
	theoretisch mögliche Bestzeit	Ziel	Sektion 3	theoretisch mögliche Bestzeit	Ziel	Sektion 3	theoretisch mögliche Bestzeit	Ziel	Sektion 2	Sektion 3	theoretisch mögliche Bestzeit	Ziel	Sektion 1	Sektion 2	Sektion 3			
Runde 1	0:46,887	0:21,765	0:15,078	0:53,174	0:20,870	0:17,192	0:52,556	0:21,552	0:15,869	0:15,135	0:46,819	0:18,357	0:14,373	0:13,961	0:46,949	0:18,476	0:14,405	0:14,001
Runde 2	0:52,461	0:21,778	0:14,496	0:49,198	0:19,202	0:14,943	0:48,463	0:19,057	0:14,954	0:14,452	0:48,531	0:19,147	0:15,060	0:14,324	0:49,050	0:19,187	0:14,807	0:15,056
Runde 3	0:47,931	0:18,784	0:14,946	0:47,520	0:18,798	0:14,650	0:47,903	0:18,761	0:14,733	0:14,409	0:48,091	0:18,874	0:14,779	0:14,438	0:49,398	0:19,916	0:15,096	0:14,386
Runde 4	0:47,536	0:18,645	0:14,780	0:47,633	0:18,549	0:14,665	0:47,782	0:18,724	0:14,559	0:14,499	0:47,744	0:18,891	0:14,711	0:14,142	0:48,628	0:18,742	0:14,714	0:15,172
Runde 5	0:47,509	0:18,578	0:14,768	0:51,230	0:18,808	0:16,623	0:47,269	0:18,625	0:14,498	0:14,146	0:47,256	0:18,558	0:14,553	0:14,145	0:47,680	0:18,880	0:14,654	0:14,196
Runde 6	0:47,679	0:18,718	0:14,790	0:46,971	0:18,484	0:14,447	0:47,188	0:18,465	0:14,573	0:14,150	2:58,468	2:22,643	0:19,660	0:16,165	3:36,568	3:03,735	0:17,261	0:15,572
Runde 7	2:40,867	2:05,526	0:19,459	3:02,155	2:23,133	0:20,032	3:11,582	2:34,722	0:20,137	0:16,723	0:51,968	0:21,157	0:16,079	0:14,732	0:49,580	0:19,872	0:15,220	0:14,488
Runde 8	0:51,911	0:21,054	0:16,123	0:54,297	0:22,825	0:15,549	0:50,814	0:20,713	0:15,558	0:14,543	0:48,780	0:19,110	0:15,263	0:14,407	0:47,858	0:18,763	0:14,836	0:14,259
Runde 9	0:49,514	0:19,960	0:15,186	0:47,809	0:18,922	0:14,725	0:48,367	0:19,011	0:15,109	0:14,247	0:47,776	0:18,810	0:14,856	0:14,110	0:47,465	0:18,729	0:14,661	0:14,075
Runde 10	0:47,609	0:18,661	0:14,852	0:47,504	0:18,410	0:14,980	0:47,639	0:18,815	0:14,598	0:14,226	0:47,121	0:18,488	0:14,582	0:14,051	0:47,215	0:18,527	0:14,580	0:14,108
Runde 11	0:46,948	0:18,403	0:14,586	0:47,137	0:18,542	0:14,567	0:46,974	0:18,490	0:14,523	0:13,961	0:46,907	0:18,428	0:14,533	0:13,946	0:46,949	0:18,489	0:14,459	0:14,001
Runde 12	0:47,015	0:18,399	0:14,656	0:47,044	0:18,416	0:14,565	0:46,860	0:18,357	0:14,531	0:13,972	0:46,886	0:18,436	0:14,499	0:13,951	0:47,295	0:18,558	0:14,487	0:14,250
Runde 13	0:46,843	0:18,357	0:14,510	0:46,800	0:18,390	0:14,481	0:47,189	0:18,394	0:14,440	0:14,355	0:46,929	0:18,404	0:14,348	0:14,177	0:48,065	0:18,883	0:15,153	0:14,029
Runde 14	0:46,835	0:18,379	0:14,539	0:46,991	0:18,483	0:14,466	0:46,819	0:18,420	0:14,435	0:13,964	0:47,099	0:18,730	0:14,391	0:13,978	0:47,102	0:18,476	0:14,519	0:14,107
Runde 15	0:46,850	0:18,338	0:14,542	0:46,958	0:18,428	0:14,533	0:46,834	0:18,470	0:14,373	0:13,991	0:46,833	0:18,365	0:14,509	0:13,959	0:47,105	0:18,490	0:14,405	0:14,210
Runde 16	0:46,765	0:18,391	0:14,499	0:46,958	0:18,428	0:14,533	0:46,834	0:18,470	0:14,373	0:13,991	0:46,833	0:18,365	0:14,509	0:13,959	0:47,105	0:18,490	0:14,405	0:14,210



DMSB
Internationales DMSB - Kartrennen Lonato (ITA)

05-07/05/17 Ampfing
26-28/05/17 Kerpen
07-09/07/17 Wackersdorf
25-27/08/17 Wackersdorf
20-22/10/17 Lonato (ITA)

DMSB Reg.Nr. 290-2017

free practice DKM (OK) Group 1

Die schnellsten Zeiten				
Ort	Nr. Fahrername	Zeit	Streckenl.	ø Speed
Ziel	43 Boedler,Cameron	0:46,359	1200 m	93,2 km/h
Sektion 1	70 Geimer,Carl-Antron	0:18,235	531 m	104,8 km/h
Sektion 2	43 Boedler,Cameron	0:14,210	390 m	98,8 km/h
Sektion 3	54 Rozenfeld,David	0:13,779	279 m	72,9 km/h

Runde	Smr.25 Wlmer,Luka DEU Mach 1 Motorsport			Smr.12 Van Berlo,Glenn NLD CRG Keijzer Racing			Smr.34 Pros,Franisek CZE VMS RACING			
	theoretisch mögliche Besitzzeit	Sektion 1	Sektion 2	theoretisch mögliche Besitzzeit	Sektion 1	Sektion 2	theoretisch mögliche Besitzzeit	Sektion 1	Sektion 2	Sektion 3
Runde 1	0:51,567	0:20,337	0:16,220	0:15,010	0:15,010	0:14,959	0:53,409	0:21,871	0:16,579	0:14,959
Runde 2	0:48,630	0:19,359	0:15,113	0:14,158	0:14,158	0:15,561	0:50,656	0:19,919	0:15,176	0:15,561
Runde 3	0:47,787	0:18,914	0:14,764	0:14,109	0:14,109	0:14,134	0:47,488	0:18,697	0:14,657	0:14,134
Runde 4	0:47,570	0:18,801	0:14,635	0:14,134	0:14,134	0:14,196	0:47,987	0:18,899	0:14,892	0:14,196
Runde 5	0:47,488	0:18,619	0:14,682	0:14,187	0:14,187					
Runde 6	0:47,663	0:18,602	0:14,827	0:14,234	0:14,234					
Runde 7	3:09,317	2:34,786	0:18,668	0:15,863	0:15,863					
Runde 8	0:50,210	0:20,014	0:15,501	0:14,695	0:14,695					
Runde 9	0:48,174	0:19,031	0:14,954	0:14,189	0:14,189					
Runde 10	0:47,630	0:18,853	0:14,689	0:14,088	0:14,088					
Runde 11	0:47,745	0:18,804	0:14,766	0:14,175	0:14,175					
Runde 12	0:47,359	0:18,675	0:14,616	0:14,068	0:14,068					
Runde 13	0:47,254	0:18,679	0:14,582	0:13,993	0:13,993					
Runde 14	0:47,214	0:18,669	0:14,565	0:13,980	0:13,980					
Runde 15	0:47,225	0:18,596	0:14,553	0:14,076	0:14,076					
Runde 16										



DMSB **DKM**

05-07/05/17 Ampfing
 26-28/05/17 Kerpen
 07-09/07/17 Wackersdorf
 25-27/08/17 Wackersdorf
 20-22/10/17 Lonato (ITA)

20-22/10/2017 Internationales DMSB - Kartennen Lonato (ITA)

DMSB RegNr. 290-2017

free practice DKM (OK) Group 1

Ziel		Sektion 1		Sektion 2		Sektion 3	
Fahrername	Zeit	Fahrername	Zeit	Fahrername	Zeit	Fahrername	Zeit
1 43 Boedler,Cameron	0:46,359	70 Gerner,Carl-Anton	0:18,235	43 Boedler,Cameron	0:14,210	54 Rozenfeld,David	0:13,779
2 54 Rozenfeld,David	0:46,366	54 Rozenfeld,David	0:18,238	82 Michelotto,Mattia	0:14,215	21 Hauger,Dennis	0:13,803
3 82 Michelotto,Mattia	0:46,382	43 Boedler,Cameron	0:18,243	14 Träger,Tim	0:14,226	18 Katovsky,Matej	0:13,804
4 72 Morozov,Ilya	0:46,385	72 Morozov,Ilya	0:18,270	81 Sizov,Alexsey	0:14,253	72 Morozov,Ilya	0:13,815
5 18 Katovsky,Matej	0:46,431	82 Michelotto,Mattia	0:18,274	72 Morozov,Ilya	0:14,278	27 Tauscher,Alexander	0:13,821
6 81 Sizov,Alexsey	0:46,438	18 Katovsky,Matej	0:18,274	18 Katovsky,Matej	0:14,280	43 Boedler,Cameron	0:13,822
7 86 Schulte,Maximilian	0:46,470	86 Schulte,Maximilian	0:18,274	54 Rozenfeld,David	0:14,293	70 Gerner,Carl-Anton	0:13,840
8 21 Hauger,Dennis	0:46,474	81 Sizov,Alexsey	0:18,289	70 Gerner,Carl-Anton	0:14,309	82 Michelotto,Mattia	0:13,845
9 70 Gerner,Carl-Anton	0:46,493	21 Hauger,Dennis	0:18,325	21 Hauger,Dennis	0:14,322	81 Sizov,Alexsey	0:13,847
10 14 Träger,Tim	0:46,494	79 Marsaglia,Leonardo	0:18,327	86 Schulte,Maximilian	0:14,328	86 Schulte,Maximilian	0:13,868
11 27 Tauscher,Alexander	0:46,617	14 Träger,Tim	0:18,330	19 Maisch,Luca	0:14,330	30 Hansen,Mads E	0:13,875
12 79 Marsaglia,Leonardo	0:46,661	30 Hansen,Mads E	0:18,338	79 Marsaglia,Leonardo	0:14,338	14 Träger,Tim	0:13,886
13 19 Maisch,Luca	0:46,683	19 Maisch,Luca	0:18,348	48 Kocka,Ondrej	0:14,348	79 Marsaglia,Leonardo	0:13,909
14 77 Pedersen,Nicolai	0:46,712	10 Fritsch,Valentino	0:18,352	77 Pedersen,Nicolai	0:14,352	19 Maisch,Luca	0:13,917
15 10 Fritsch,Valentino	0:46,721	7 Thaqi,Kristian	0:18,357	27 Tauscher,Alexander	0:14,355	10 Fritsch,Valentino	0:13,921
16 30 Hansen,Mads E	0:46,765	48 Kocka,Ondrej	0:18,365	7 Thaqi,Kristian	0:14,373	76 Pollastri,Riccardo	0:13,929
17 76 Pollastri,Riccardo	0:46,800	77 Pedersen,Nicolai	0:18,376	10 Fritsch,Valentino	0:14,398	48 Kocka,Ondrej	0:13,946
18 7 Thaqi,Kristian	0:46,819	27 Tauscher,Alexander	0:18,390	69 Orsini,Paolo	0:14,405	7 Thaqi,Kristian	0:13,961
19 48 Kocka,Ondrej	0:46,833	76 Pollastri,Riccardo	0:18,390	76 Pollastri,Riccardo	0:14,447	25 Wlömer,Luka	0:13,980
20 69 Orsini,Paolo	0:46,949	69 Orsini,Paolo	0:18,476	30 Hansen,Mads E	0:14,499	77 Pedersen,Nicolai	0:13,984
21 25 Wlömer,Luka	0:47,214	25 Wlömer,Luka	0:18,596	25 Wlömer,Luka	0:14,553	69 Orsini,Paolo	0:14,001
22 12 Van Berlo,Glenn	0:47,488	12 Van Berlo,Glenn	0:18,697	12 Van Berlo,Glenn	0:14,657	12 Van Berlo,Glenn	0:14,134
23 34 Pros,Frantisek	0:47,817	34 Pros,Frantisek	0:18,793	34 Pros,Frantisek	0:14,718	34 Pros,Frantisek	0:14,277