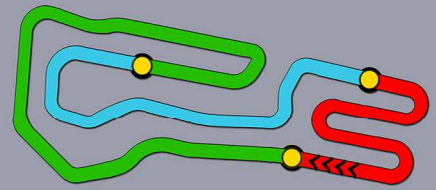


**SOUTH
GARDA
KARTING**

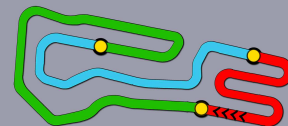


22nd

**WINTER
CUP**

17-18-19.02.2017

4 A A = > 7 f A =



OK

Final (F)

Document 46.1 OFFICIAL

Rnk	N°	Entrant	Nat E. Driver	Nat D. Material	Time	Laps	Best Lap	Gap	Interv.	Sector 1	Sector 2	Sector 3	Penalty
1	237	Chiesa Corse	Trvisanutto, Lorenzo	Zanardi / Parilla / Bridgestone	17:42.660	22	47.835			18.783	15.570	13.482	
2	223	Crg Spa	Hauger, Dennis	Crg / Parilla / Bridgestone	17:42.994	22	47.775	0.334	0.334	18.647	15.602	13.526	
3	212	Kosmic Racing Team	Pourchaire, Theo	Kosmic / Vortex / Bridgestone	17:43.312	22	47.698	0.652	0.318	18.692	15.568	13.438	
4	210	Kosmic Racing Team	Basz, Karol	Kosmic / Vortex / Bridgestone	17:43.407	22	47.770	0.747	0.095	18.676	15.578	13.516	
5	229	Tony Kart Racing Team	Petecof, Gianluca	Tony Kart / Vortex / Bridgestone	17:46.426	22	47.697	3.766	3.019	18.703	15.541	13.453	
6	252	Ksm Schumacher Racing Team	Tonteri, Paavo	Tony Kart / Vortex / Bridgestone	17:53.757	22	47.875	11.097	7.331	18.736	15.584	13.555	
7	228	Tony Kart Racing Team	Novalak, Clement	Tony Kart / Vortex / Bridgestone	17:46.837	22	47.795	14.177	3.080	18.737	15.556	13.502	+10.000
8	241	Energy Corse Srl	Kenneally, Finlay	Energy / Vortex / Bridgestone	17:58.347	22	47.812	15.687	1.510	18.695	15.598	13.519	
9	213	Kosmic Racing Team	Vebster, Daniel	Kosmic / Vortex / Bridgestone	17:58.373	22	47.855	15.713	0.026	18.671	15.587	13.597	
10	257	Birel Art Racing	Lindh, Rasmus	Riccardo Kart / Tm / Bridgestone	17:58.701	22	48.114	16.041	0.328	18.816	15.622	13.676	
11	254	Ward Racing	Dzitiey, Yuriy	Tony Kart / Vortex / Bridgestone	18:00.488	22	48.296	17.828	1.787	18.896	15.732	13.668	
12	221	Forza Racing	Alvarez, Sebastian	Exprit / Vortex / Bridgestone	18:01.032	22	47.969	18.372	0.544	18.771	15.666	13.532	
13	248	Baby Race	Moretti, Marzio	Tony Kart / Vortex / Bridgestone	18:01.682	22	47.955	19.022	0.650	18.764	15.598	13.593	
14	224	Crg Spa	Meyer, Kilian	Crg / Parilla / Bridgestone	18:02.564	22	47.865	19.904	0.882	18.723	15.638	13.504	
15	258	Ward Racing	Blomqvist, Isac	Tony Kart / Vortex / Bridgestone	17:54.348	22	47.728	21.688	1.784	18.668	15.538	13.522	+10.000
16	216	Kosmic Racing Team	Hicham, Mazou	Kosmic / Vortex / Bridgestone	18:07.227	22	47.857	24.567	2.879	18.740	15.580	13.537	
17	214	Forza Racing	Jewiss, Kiern	Exprit / Vortex / Bridgestone	17:58.296	22	48.133	25.636	1.069	18.768	15.635	13.730	+10.000
18	204	Ward Racing	Rozenfeld, David	Tony Kart / Vortex / Bridgestone	18:08.394	22	48.066	25.734	0.098	18.820	15.670	13.576	
19	205	Crg Spa	Rosina, Michael	Crg / Parilla / Bridgestone	18:08.759	22	48.049	26.099	0.365	18.856	15.632	13.561	
20	203	Ward Racing	Shvetsov, Ivan	Tony Kart / Vortex / Bridgestone	17:59.415	22	47.973	26.755	0.656	18.820	15.551	13.602	+10.000
21	226	Crg Spa	Bradshaw, Callum	Crg / Parilla / Bridgestone	18:09.803	22	48.136	27.143	0.388	18.656	15.566	13.914	
22	242	Baby Race	Morricono, Edoardo	Tony Kart / Vortex / Bridgestone	18:09.920	22	47.988	27.260	0.117	18.790	15.605	13.593	
23	235	Ricky Flynn Motorsport	Taufik, Sami	Fa Alonso / Vortex / Bridgestone	18:11.578	22	48.510	28.918	1.658	18.852	15.695	13.963	
24	240	Chiesa Corse	Gheno, Jacopo	Zanardi / Parilla / Bridgestone	18:02.827	22	47.868	30.167	1.249	18.708	15.690	13.470	+10.000
25	239	Chiesa Corse	Arnaud, Hugo	Zanardi / Parilla / Bridgestone	18:07.172	22	48.237	34.512	4.345	18.893	15.715	13.629	+10.000
26	232	Energy Corse Srl	Nouet, Theo	Energy / Parilla / Bridgestone	12:47.430	15	47.982	7 Laps	7 Laps	18.794	15.539	13.649	
27	218	Ksm Schumacher Racing Team	Schumacher, David	Tony Kart / Vortex / Bridgestone	11:59.596	14	48.057	8 Laps	1 Lap	18.843	15.599	13.615	
28	238	Chiesa Corse	Eteki, Adam	Zanardi / Parilla / Bridgestone	8:56.234	11	47.683	11 Laps	3 Laps	18.643	15.533	13.507	
29	227	Tony Kart Racing Team	Vidales, David	Tony Kart / Vortex / Bridgestone	8:56.446	11	47.814	11 Laps	0.212	18.678	15.600	13.536	
30	251	Komarov Igor	Sitnikov, Nikita	Tony Kart / Tm / Bridgestone	9:06.791	11	48.184	11 Laps	10.345	18.765	15.673	13.746	
31	230	Crg Spa	Alatalo, William	Crg / Parilla / Bridgestone	9:09.925	11	48.275	11 Laps	3.134	18.870	15.737	13.668	
32	211	Kosmic Racing Team	Milell, Noah	Kosmic / Vortex / Bridgestone	3:22.720	4	48.666	18 Laps	7 Laps	18.997	15.779	13.890	
33	201	Tony Kart Racing Team	Hiltbrand, Pedro	Tony Kart / Vortex / Bridgestone	1:41.742	2	49.015	20 Laps	2 Laps	18.910	15.993	14.112	
34	246	Birel Art Racing	Collet, Caio	Birel Art / Tm / Bridgestone	1:42.057	2	49.024	20 Laps	0.315	18.974	15.882	14.168	

N°228 Novalak, Clement : Time penalty of 10". According to steward's decision n°159

N°258 Blomqvist, Isac : Time penalty of 10". According to steward's decision n°163

N°214 Jewiss, Kiern : Time penalty of 10". According to steward's decision n°160

N°203 Shvetsov, Ivan : Time penalty of 10". According to steward's decision n°164

N°240 Gheno, Jacopo : Time penalty of 10". According to steward's decision n°161

N°239 Arnaud, Hugo : Time penalty of 10". According to steward's decision n°162

Leaders : N°237 Trvisanutto, Lorenzo (1-10) / N°223 Hauger, Dennis (11-11) / N°237 Trvisanutto, Lorenzo (12-22)

Start Time : 19/02 - 15:17:06

Best Lap : N°238 Eteki, Adam 47.683 90,59 Kph

Weather : Sunny Air : 1°C Track : Dry

Event Record : N°212 Pourchaire, Theo 47.343 91,24 Kph

N°257 05:26 Lap 6

22°WINTER CUP (ITA) 16-19/02/2017

Page 1 / 1

Ficr Mantova

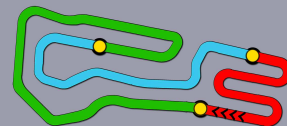
Apex Timing



Scan this QR Code for livetiming

Data processing and charts edit provided by:





OK

Final (F)
Lap Chart

For information purposes. No official / regulatory value

	1	2	3	4	5	6	7	8	9	10	11	12	13	14	15	16	17	18	19	20	21	22	23	24	25	26	27	28	29	30	31	32	33	34
Grid	237	212	223	238	210	201	246	213	257	214	211	227	232	228	252	241	229	203	251	218	254	216	258	205	221	240	230	226	224	235	204	248	242	239
Start	237	223	210	246	212	257	238	211	201	213	232	214	227	228	252	229	251	241	203	254	218	258	216	221	230	205	224	240	204	226	235	248	242	239
Lap 1 Interval	237 1.2	223 0.2	210 0.1	257 0.2	246 0.3	212 0.3	238 1.2	228 0.1	214 0.0	227 0.0	211 0.1	232 0.1	229 0.2	251 0.0	252 0.3	254 0.1	213 0.2	203 0.3	241 0.1	218 0.2	258 0.2	221 0.1	230 0.5	235 0.2	239 0.2	248 0.4	224 0.1	204 0.2	240 0.4	205 0.2	242 0.2	226 0.2	216 11.1	
Lap 2	237 1.1	223 0.3	210 0.6	257 0.1	246 0.1	212 0.1	238 0.9	228 0.3	227 1.4	229 0.0	251 1.1	211 0.3	229 0.2	232 0.3	214 0.3	254 0.1	203 0.5	252 0.1	213 0.1	218 0.1	241 0.3	258 0.1	221 0.2	230 0.5	235 0.0	248 0.2	224 0.1	204 0.1	240 0.0	239 0.0	205 0.2	242 0.3	226 0.3	216 10.0
Lap 3	237 0.9	223 0.3	210 0.7	257 0.5	246 0.4	212 0.5	238 0.2	228 1.8	227 0.3	229 0.1	251 0.0	211 0.8	232 1.1	229 0.5	254 0.3	252 0.3	203 0.1	214 0.2	213 0.3	258 0.1	218 0.3	221 0.1	235 0.0	241 0.0	248 0.2	224 0.0	230 0.1	240 0.1	204 1.4	242 0.0	205 0.1	226 0.1	216 8.2	
Lap 4	237 0.7	223 0.4	210 1.4	212 0.7	238 0.3	228 0.2	227 1.2	229 0.6	257 0.5	232 0.2	254 0.3	251 0.6	252 0.5	203 0.6	213 0.9	214 0.0	258 0.2	218 0.0	235 0.3	241 0.2	248 0.8	224 0.3	204 0.3	230 0.1	240 0.5	221 0.2	239 0.6	242 0.1	205 0.0	226 1.0	216 5.8			
Lap 5	237 0.6	223 0.4	210 1.3	212 0.6	238 0.6	227 0.1	228 2.6	229 0.0	257 0.1	232 0.6	254 0.5	251 0.4	252 0.5	203 0.7	213 0.5	214 0.7	258 0.7	235 0.3	241 0.1	218 0.0	248 0.3	224 0.2	204 0.3	230 0.4	240 0.3	221 1.9	242 0.0	239 0.1	205 0.1	226 0.6	216 4.7			
Lap 6	237 0.4	223 0.5	210 1.2	212 0.6	238 0.6	227 0.2	228 3.0	229 1.2	257 0.2	232 0.2	254 0.2	251 0.1	252 0.4	203 0.1	213 0.2	214 0.7	258 0.5	218 1.5	235 0.3	248 0.0	224 0.0	241 0.0	204 0.1	230 0.1	240 0.3	221 0.0	242 2.2	239 0.6	205 0.6	226 0.3	216 3.5			
Lap 7	237 0.3	223 0.5	210 1.0	212 0.7	238 0.6	227 0.3	228 3.0	229 1.7	257 0.3	232 1.0	254 0.1	251 0.5	252 0.2	203 0.1	213 0.3	214 0.1	258 1.0	218 0.7	235 0.5	241 0.0	248 0.2	224 0.3	230 0.4	221 0.2	204 0.3	240 0.3	242 0.5	239 0.7	205 1.3	226 0.3	216 2.4			
Lap 8	237 0.2	223 0.6	210 0.8	212 0.6	238 0.6	227 0.5	228 2.7	229 2.6	257 0.0	232 0.9	254 0.2	251 1.1	252 0.1	203 0.1	213 0.1	214 0.1	258 0.2	218 0.3	235 0.7	248 0.9	241 0.4	235 0.0	224 0.0	230 0.2	221 0.3	204 0.4	240 0.5	242 1.0	239 0.9	205 0.8	226 0.8	216 1.8		
Lap 9	237 0.2	223 0.6	210 0.6	212 0.6	238 0.7	227 0.5	228 2.7	229 3.1	257 0.1	232 0.3	254 0.4	251 1.4	252 0.5	203 0.1	213 0.1	214 0.7	258 0.3	254 0.1	203 0.7	248 0.3	218 0.1	241 0.4	230 1.4	224 0.7	221 0.1	235 0.3	204 0.2	240 0.7	239 0.1	242 0.1	205 0.5	226 1.0	216 1.4	
Lap 10	237 0.1	223 0.4	210 0.5	212 0.5	238 0.9	227 0.7	228 2.5	229 3.9	257 0.1	232 0.1	254 0.7	251 0.9	252 0.3	203 0.2	213 0.4	214 1.5	258 0.2	254 0.4	203 0.0	248 0.1	218 1.1	241 0.1	230 1.1	221 1.0	235 0.9	224 0.1	204 0.0	240 0.6	239 0.5	242 0.4	226 0.1	216 0.9		
Lap 11	223 0.0	237 0.3	210 0.3	212 1.6	238 0.2	227 0.6	228 2.4	229 4.3	257 0.2	232 0.2	254 1.4	251 0.7	252 0.1	203 0.1	213 0.1	214 0.2	258 1.4	254 0.0	203 0.7	248 0.1	218 0.1	241 0.7	230 0.4	221 0.9	235 1.4	224 0.5	240 0.4	204 0.0	239 0.0	242 0.2	226 0.9	216 0.1		
Lap 12	237 0.2	210 0.5	212 0.0	223 3.4	228 0.9	229 4.7	232 0.1	252 0.2	214 1.3	258 0.6	213 0.4	254 0.9	241 1.4	203 0.7	248 1.1	221 0.1	235 1.5	224 0.2	240 0.3	239 0.6	205 0.2	204 0.6	216 0.2	226 0.2	242 0.1	218 18.1								
Lap 13	237 0.3	210 0.4	212 0.1	223 3.4	228 1.0	229 5.0	232 0.0	252 0.3	214 0.8	258 0.5	213 0.5	254 1.2	241 1.2	203 0.8	221 1.8	248 0.1	224 1.6	240 0.2	239 0.4	235 0.6	204 0.2	205 0.0	216 0.0	226 0.6	242 0.3	218 18.1								
Lap 14	237 0.2	210 0.5	223 0.1	212 3.2	228 0.8	229 6.1	252 0.0	257 0.3	214 0.4	258 0.6	213 1.6	254 0.7	241 0.9	203 1.9	221 0.3	248 1.6	224 0.2	240 0.4	239 1.5	235 0.1	204 0.1	216 0.0	205 0.2	226 0.1	242 0.1	232 16.2	218 1.7							
Lap 15	237 0.2	210 0.2	223 0.3	212 3.3	228 0.4	229 6.5	252 0.3	257 0.2	214 0.1	258 0.4	213 2.1	254 0.4	241 0.8	203 2.0	221 0.4	248 1.5	224 0.2	240 0.2	239 0.7	235 2.0	216 0.0	204 0.2	205 0.0	242 0.3	226 0.2	232 16.5								
Lap 16	237 0.5	223 0.1	210 0.0	212 3.2	228 0.3	229 6.6	252 0.5	257 0.3	214 0.0	258 0.2	213 2.7	241 0.0	254 0.8	203 2.0	221 0.4	248 1.5	224 0.3	240 1.0	239 1.9	216 0.3	235 0.3	204 0.1	205 0.1	242 0.7	226 0.1									

22°WINTER CUP (ITA) 16-19/02/2017

Ficr Mantova

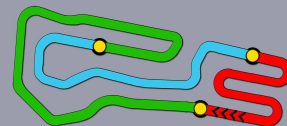
Apex Timing



Scan this QR Code for livetiming

Data processing and charts edit provided by:





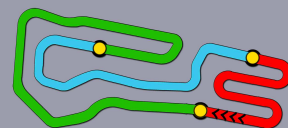
OK

Final (F)
Lap Chart

For information purposes. No official / regulatory value

Lap 17	237	223	210	212	228	229	252	258	257	214	213	241	254	203	221	248	224	240	239	216	235	204	205	226	242
	0.3	0.2	0.2	3.1	0.2	6.9	1.0	0.0	0.1	0.1	2.3	0.4	0.6	2.0	0.5	1.3	0.3	1.3	1.4	0.9	0.2	0.0	0.8	0.1	
Lap 18	237	223	212	210	228	229	252	258	257	213	214	241	254	203	221	248	224	240	239	216	204	205	235	226	242
	0.2	0.6	0.0	3.0	0.2	6.9	0.9	1.2	0.1	0.0	1.1	0.9	0.3	2.0	0.5	1.1	0.3	1.7	1.3	1.5	0.2	0.2	0.2	0.0	
Lap 19	237	223	212	210	229	228	252	258	257	214	213	241	203	254	221	248	224	240	239	216	204	205	226	242	235
	0.1	0.5	0.3	3.2	0.2	6.7	0.7	1.6	0.3	0.2	0.5	1.7	0.0	1.7	0.6	1.0	0.3	2.1	1.0	1.6	0.2	1.0	0.0	0.0	
Lap 20	237	223	212	210	229	228	252	258	214	213	241	257	203	254	221	248	224	240	239	216	204	205	226	242	235
	0.2	0.3	0.4	3.3	0.2	6.6	0.7	2.5	0.0	0.2	0.6	1.0	0.5	1.2	0.6	0.9	0.2	2.6	0.5	1.9	0.4	1.0	0.2	0.6	
Lap 21	237	223	212	210	229	228	252	258	214	241	213	257	203	254	221	248	224	240	239	216	204	205	226	242	235
	0.1	0.3	0.4	3.3	0.3	6.6	0.7	3.4	0.0	0.0	0.5	0.8	0.8	0.8	0.5	0.8	0.3	2.8	0.2	2.0	0.3	1.1	0.1	1.1	
Lap 22	237	223	212	210	229	228	252	258	214	241	213	257	203	254	221	248	224	240	239	216	204	205	226	242	235
	0.3	0.3	0.0	3.0	0.4	6.9	0.5	3.9	0.0	0.0	0.3	0.7	1.0	0.5	0.6	0.8	0.2	4.3	0.0	1.1	0.3	1.0	0.1	1.6	





OK

Final (F)
Analysis

For information purposes. No official / regulatory value

Laps	Sector 1	Sector 2	Sector 3	Lap Time
N°201 Hiltbrand, Pedro				
1	20.273	16.027	13.980	50.280
2	18.910	15.993	14.112	49.015
N°203 Shvetsov, Ivan				
1	21.821	17.137	14.357	53.315
2	19.486	16.460	14.769	50.715
3	19.703	16.166	14.187	50.056
4	19.070	15.759	13.772	48.601
5	18.946	15.630	13.664	48.240
6	18.884	15.651	14.142	48.677
7	19.316	16.088	14.664	50.068
8	18.930	15.682	14.019	48.631
9	19.262	16.203	14.140	49.605
10	19.006	15.665	14.894	49.565
11	19.415	15.767	13.766	48.948
12	18.862	15.733	14.237	48.832
13	18.936	15.663	13.816	48.415
14	18.846	15.635	13.591	48.072
15	18.820	15.551	13.602	47.973
16	18.841	15.652	13.597	48.090
17	18.926	15.570	13.598	48.094
18	18.837	15.550	13.653	48.040
19	18.878	15.613	13.731	48.222
20	18.899	15.610	13.539	48.048
21	18.823	15.638	13.614	48.075
22	18.901	15.635	13.534	48.070
N°204 Rozenfeld, David				
1	22.227	18.007	14.803	55.037
2	19.220	16.129	15.050	50.399
3	19.532	16.143	13.993	49.668
4	19.627	16.437	13.932	49.996
5	18.875	15.823	13.643	48.341
6	18.883	15.705	14.311	48.899
7	20.496	15.995	13.728	50.219
8	18.889	15.809	13.602	48.300
9	18.819	17.249	13.959	50.027
10	18.913	15.852	14.133	48.898
11	18.974	15.907	14.651	49.532

Laps	Sector 1	Sector 2	Sector 3	Lap Time
12	19.816	15.959	14.152	49.927
13	18.981	15.812	13.909	48.702
14	18.882	15.781	14.453	49.116
15	19.267	15.756	14.047	49.070
16	18.974	15.745	13.752	48.471
17	18.837	15.715	13.994	48.546
18	18.843	15.890	13.879	48.612
19	18.821	15.681	13.605	48.107
20	18.828	15.707	13.575	48.110
21	18.820	15.670	13.576	48.066
22	18.795	15.795	13.684	48.274
N°205 Rosina, Michael				
1	21.679	19.083	15.314	56.076
2	19.594	16.238	14.291	50.123
3	19.706	16.298	14.983	50.987
4	19.608	16.174	14.267	50.049
5	19.421	15.967	14.467	49.855
6	19.355	16.063	14.268	49.686
7	19.455	15.990	13.855	49.300
8	18.902	15.733	13.627	48.262
9	18.871	15.819	13.757	48.447
10	19.242	15.971	13.780	48.993
11	18.885	15.746	13.630	48.261
12	19.124	15.747	14.043	48.914
13	18.930	15.805	14.724	49.459
14	19.223	15.788	14.144	49.155
15	19.419	15.770	13.791	48.980
16	19.077	15.794	13.711	48.582
17	18.842	15.759	13.839	48.440
18	19.017	15.848	13.936	48.801
19	18.866	15.662	13.636	48.164
20	18.948	15.662	13.634	48.244
21	18.856	15.632	13.561	48.049
22	18.836	15.693	13.719	48.248
N°210 Basz, Karol				
1	20.179	16.103	14.035	50.317
2	19.147	15.832	13.818	48.797
3	18.888	15.773	13.919	48.580

Laps	Sector 1	Sector 2	Sector 3	Lap Time
4	18.854	15.695	13.765	48.314
5	18.778	15.724	13.703	48.205
6	18.781	15.616	13.693	48.090
7	18.758	15.667	13.633	48.058
8	18.722	15.671	13.624	48.017
9	18.770	15.630	13.581	47.981
10	18.695	15.613	13.624	47.932
11	18.746	15.619	13.625	47.990
12	18.768	15.839	13.716	48.323
13	18.858	15.629	13.828	48.315
14	18.836	15.647	13.607	48.090
15	18.804	15.668	13.609	48.081
16	18.808	15.636	14.091	48.535
17	18.759	15.619	13.594	47.972
18	18.742	15.613	13.871	48.226
19	18.800	15.611	13.560	47.971
20	18.680	15.562	13.590	47.832
21	18.676	15.578	13.516	47.770
22	18.657	15.596	13.764	48.017
N°211 Milell, Noah				
1	21.019	16.270	15.351	52.640
2	19.858	16.079	14.453	50.390
3	19.035	15.726	13.937	48.698
4	18.997	15.779	13.890	48.666
N°212 Pourchaire, Theo				
1	20.727	16.436	14.060	51.223
2	18.869	15.888	14.042	48.799
3	18.999	15.813	13.972	48.784
4	19.085	15.670	13.706	48.461
5	18.797	15.630	13.670	48.097
6	18.734	15.630	13.639	48.003
7	18.718	15.615	13.514	47.847
8	18.718	15.599	13.547	47.864
9	18.685	15.577	13.501	47.763
10	18.669	15.585	13.531	47.785
11	18.697	15.595	13.520	47.812
12	18.733	15.859	13.925	48.517
13	18.767	15.592	13.833	48.192

22°WINTER CUP (ITA) 16-19/02/2017

Ficr Mantova

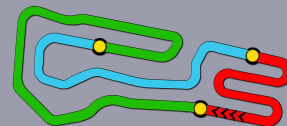
Apex Timing



Scan this QR Code for livetiming

Data processing and charts edit provided by:





OK

Final (F)
Analysis

For information purposes. No official / regulatory value

Laps	Sector 1	Sector 2	Sector 3	Lap Time
14	18.808	15.649	13.947	48.404
15	18.724	15.638	13.587	47.949
16	18.723	15.561	13.765	48.049
17	18.879	15.625	13.574	48.078
18	18.752	15.599	13.588	47.939
19	18.679	15.550	13.514	47.743
20	18.692	15.568	13.438	47.698
21	18.656	15.578	13.529	47.763
22	18.728	15.771	13.875	48.374

N°213 Webster, Daniel

1	21.951	17.150	14.426	53.527
2	19.684	16.765	14.864	51.313
3	19.524	16.293	14.489	50.306
4	19.189	15.837	13.964	48.990
5	18.782	15.640	13.677	48.099
6	18.716	15.636	13.824	48.176
7	18.950	16.009	14.300	49.259
8	18.888	15.673	14.433	48.994
9	18.962	15.820	13.998	48.780
10	18.760	15.554	13.584	47.898
11	18.673	15.637	14.421	48.731
12	19.146	15.633	13.697	48.476
13	18.764	15.695	13.718	48.177
14	18.790	15.745	13.645	48.180
15	18.671	15.587	13.597	47.855
16	18.705	15.622	13.590	47.917
17	18.853	15.659	13.796	48.308
18	19.226	15.606	14.092	48.924
19	19.142	15.657	13.676	48.475
20	18.738	15.541	13.991	48.270
21	18.754	15.640	14.386	48.780
22	18.848	15.596	13.949	48.393

N°214 Jewiss, Kiern

1	21.399	16.366	14.399	52.164
2	20.409	16.703	14.425	51.537
3	18.981	17.577	14.599	51.157
4	19.088	15.929	14.220	49.237
5	19.012	15.829	13.760	48.601

Laps	Sector 1	Sector 2	Sector 3	Lap Time
6	18.831	15.747	13.732	48.310
7	18.673	15.826	14.245	48.744
8	18.824	15.656	14.182	48.662
9	18.876	15.668	13.789	48.333
10	18.768	15.635	13.730	48.133
11	18.737	15.601	13.916	48.254
12	18.789	15.620	13.779	48.188
13	18.781	15.624	13.847	48.252
14	18.755	15.697	13.692	48.144
15	18.788	15.768	13.767	48.323
16	18.829	15.618	13.816	48.263
17	18.957	15.643	13.844	48.444
18	19.077	15.692	14.322	49.091
19	18.969	15.619	13.652	48.240
20	18.714	15.579	14.130	48.423
21	18.928	15.652	14.155	48.735
22	18.723	15.611	14.074	48.408

N°216 Hicham, Mazou

1	21.904	17.577	28.597	1:08.078
2	19.326	15.981	13.922	49.229
3	19.020	15.827	13.767	48.614
4	18.964	15.843	13.696	48.503
5	18.886	15.852	13.668	48.406
6	18.876	15.733	13.597	48.206
7	18.850	15.739	13.626	48.215
8	18.749	15.729	13.596	48.074
9	18.820	15.727	13.676	48.223
10	18.771	15.711	13.637	48.119
11	18.726	15.774	13.589	48.089
12	18.985	15.730	14.105	48.820
13	18.843	15.680	13.731	48.254
14	18.889	15.788	14.374	49.051
15	19.055	15.586	14.067	48.708
16	18.904	15.657	13.663	48.224
17	18.740	15.580	13.537	47.857
18	18.802	15.577	13.858	48.237
19	18.769	15.570	13.676	48.015
20	18.770	15.568	13.520	47.858

Laps	Sector 1	Sector 2	Sector 3	Lap Time
21	18.778	15.605	13.520	47.903
22	18.883	16.094	14.204	49.181

N°218 Schumacher, David

1	21.853	17.307	14.487	53.647
2	19.370	16.516	14.864	50.750
3	19.453	16.285	15.011	50.749
4	18.993	15.761	13.983	48.737
5	18.963	16.067	14.474	49.504
6	18.854	15.882	14.460	49.196
7	18.835	15.642	13.716	48.193
8	18.843	15.599	13.615	48.057
9	18.776	16.183	14.544	49.503
10	18.866	15.609	14.403	48.878
11	18.809	15.627	13.761	48.197
12	19.251	15.745	39.032	1:14.028
13	19.380	15.781	13.606	48.767
14	18.799	15.639	13.801	48.239

N°221 Alvarez, Sebastian

1	21.770	17.430	14.621	53.821
2	19.268	16.588	15.145	51.001
3	19.111	16.352	14.662	50.125
4	20.494	16.600	14.581	51.675
5	18.977	15.879	13.724	48.580
6	18.837	15.776	13.681	48.294
7	19.824	15.903	13.727	49.454
8	18.894	15.682	13.591	48.167
9	18.882	16.833	14.001	49.716
10	19.042	15.752	13.612	48.406
11	18.859	15.775	13.564	48.198
12	18.814	15.728	14.199	48.741
13	19.072	15.788	14.093	48.953
14	18.878	15.701	13.599	48.178
15	18.818	15.657	13.629	48.104
16	18.810	15.714	13.573	48.097
17	18.800	15.691	13.570	48.061
18	18.816	15.677	13.531	48.024
19	18.801	15.653	13.555	48.009
20	18.813	15.708	13.504	48.025

22°WINTER CUP (ITA) 16-19/02/2017

Ficr Mantova

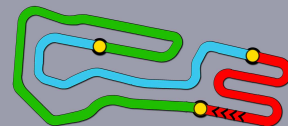
Apex Timing



Scan this QR Code for livetiming

Data processing and charts edit provided by:





OK

Final (F) Analysis

For information purposes. No official / regulatory value

Laps	Sector 1	Sector 2	Sector 3	Lap Time
21	18.771	15.666	13.532	47.969
22	18.797	15.616	13.570	47.983
N°223 Hauger, Dennis				
1	20.088	16.137	13.971	50.196
2	19.029	15.882	13.840	48.751
3	18.880	15.858	13.784	48.522
4	18.857	15.752	13.663	48.272
5	18.807	15.709	13.636	48.152
6	18.747	15.681	13.582	48.010
7	18.782	15.652	13.575	48.009
8	18.753	15.636	13.575	47.964
9	18.776	15.643	13.597	48.016
10	18.754	15.699	13.598	48.051
11	18.795	15.667	13.636	48.098
12	19.068	16.013	14.177	49.258
13	18.920	15.622	13.749	48.291
14	18.808	15.687	13.586	48.081
15	18.647	15.602	13.526	47.775
16	18.714	15.652	13.807	48.173
17	18.698	15.613	13.511	47.822
18	18.713	15.602	13.501	47.816
19	18.751	15.585	13.499	47.835
20	18.766	15.661	13.470	47.897
21	18.719	15.615	13.458	47.792
22	18.931	15.689	13.738	48.358
N°224 Meyer, Kilian				
1	22.594	17.699	14.878	55.171
2	19.187	16.066	15.163	50.416
3	19.332	16.012	14.208	49.552
4	19.848	16.190	13.871	49.909
5	18.810	15.852	13.706	48.368
6	18.822	15.747	14.477	49.046
7	20.112	15.692	13.633	49.437
8	18.796	15.779	14.023	48.598
9	19.035	16.709	14.109	49.853
10	19.355	16.009	14.337	49.701
11	18.925	15.809	14.338	49.072
12	18.850	15.714	14.020	48.584

Laps	Sector 1	Sector 2	Sector 3	Lap Time
13	18.882	15.781	14.327	48.990
14	18.911	15.713	13.672	48.296
15	18.768	15.703	13.625	48.096
16	18.782	15.702	13.600	48.084
17	18.724	15.675	13.574	47.973
18	18.721	15.651	13.545	47.917
19	18.726	15.609	13.580	47.915
20	18.745	15.628	13.566	47.939
21	18.723	15.638	13.504	47.865
22	18.735	15.639	13.668	48.042
N°226 Bradshaw, Callum				
1	22.403	18.175	15.514	56.092
2	19.607	16.230	14.510	50.347
3	19.471	16.309	14.674	50.454
4	20.193	16.222	14.486	50.901
5	19.246	15.958	14.309	49.513
6	19.023	15.832	14.478	49.333
7	19.060	15.881	14.377	49.318
8	18.894	15.776	14.082	48.752
9	18.836	15.702	14.081	48.619
10	18.739	15.731	14.072	48.542
11	18.844	15.778	14.322	48.944
12	18.891	15.707	14.642	49.240
13	18.847	15.676	14.127	48.650
14	18.795	15.759	14.039	48.593
15	19.409	15.782	14.196	49.387
16	18.985	15.708	14.183	48.876
17	18.781	15.665	13.940	48.386
18	18.650	15.666	14.126	48.442
19	18.816	15.671	14.275	48.762
20	18.665	15.586	13.916	48.167
21	18.656	15.566	13.914	48.136
22	18.608	15.628	13.950	48.186
N°227 Vidales, David				
1	20.873	16.220	15.022	52.115
2	19.257	15.950	13.803	49.010
3	18.879	15.736	13.722	48.337
4	19.023	15.871	13.712	48.606

Laps	Sector 1	Sector 2	Sector 3	Lap Time
5	18.777	15.633	13.647	48.057
6	18.739	15.632	13.622	47.993
7	18.726	15.624	13.566	47.916
8	18.678	15.600	13.536	47.814
9	18.733	15.618	13.526	47.877
10	18.658	15.602	13.577	47.837
11	18.708	15.747	13.721	48.176
N°228 Novalak, Clement				
1	21.114	16.402	14.470	51.986
2	19.181	15.807	13.827	48.815
3	18.939	15.720	13.740	48.399
4	19.167	15.801	13.656	48.624
5	18.852	15.647	13.945	48.444
6	18.814	15.699	13.579	48.092
7	18.722	15.608	13.632	47.962
8	18.807	15.644	13.578	48.029
9	18.780	15.629	13.518	47.927
10	18.814	15.620	13.561	47.995
11	18.825	15.646	13.568	48.039
12	18.859	16.893	13.772	49.524
13	18.893	15.675	13.708	48.276
14	18.873	15.623	13.618	48.114
15	18.825	15.617	13.641	48.083
16	18.829	15.561	13.581	47.971
17	18.795	15.571	13.559	47.925
18	18.831	15.575	13.515	47.921
19	19.140	15.726	13.542	48.408
20	18.893	15.575	13.492	47.960
21	18.750	15.539	13.525	47.814
22	18.737	15.556	13.502	47.795
N°229 Petecof, Gianluca				
1	21.424	16.343	14.690	52.457
2	19.835	16.447	14.156	50.438
3	18.884	15.786	14.184	48.854
4	19.246	15.757	13.687	48.690
5	18.796	15.784	13.765	48.345
6	19.160	15.690	13.618	48.468
7	18.745	15.639	13.584	47.968

22°WINTER CUP (ITA) 16-19/02/2017

Ficr Mantova

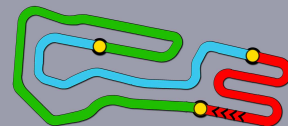
Apex Timing



Scan this QR Code for livetiming

Data processing and charts edit provided by:





OK

Final (F) Analysis

For information purposes. No official / regulatory value

Laps	Sector 1	Sector 2	Sector 3	Lap Time
8	18.706	15.590	13.504	47.800
9	18.800	15.593	13.516	47.909
10	18.658	15.540	13.567	47.765
11	18.717	15.640	13.594	47.951
12	18.787	15.655	13.565	48.007
13	18.752	15.611	13.996	48.359
14	18.795	15.626	13.512	47.933
15	18.628	15.549	13.537	47.714
16	18.711	15.596	13.564	47.871
17	18.692	15.566	13.529	47.787
18	18.758	15.649	13.504	47.911
19	18.861	15.583	13.549	47.993
20	18.706	15.663	13.503	47.872
21	18.684	15.624	13.482	47.790
22	18.703	15.541	13.453	47.697

N°230 Alatalo, William

1	22.051	17.441	14.739	54.231
2	19.095	16.375	15.540	51.010
3	19.626	16.536	14.046	50.208
4	19.680	16.426	14.261	50.367
5	18.951	15.835	13.710	48.496
6	18.882	15.738	14.060	48.680
7	20.045	15.734	13.650	49.429
8	18.830	15.688	13.822	48.340
9	19.057	16.240	13.767	49.064
10	18.943	15.719	13.619	48.281
11	18.870	15.737	13.668	48.275

N°232 Nouet, Theo

1	21.195	16.453	14.874	52.522
2	19.783	16.867	14.249	50.899
3	18.997	15.796	13.767	48.560
4	19.329	15.901	13.782	49.012
5	18.801	15.723	13.707	48.231
6	19.253	16.103	14.470	49.826
7	19.532	16.158	13.958	49.648
8	18.949	15.652	13.668	48.269
9	18.794	15.539	13.649	47.982
10	18.725	15.622	13.863	48.210

Laps	Sector 1	Sector 2	Sector 3	Lap Time
11	19.046	15.622	13.692	48.360
12	18.974	15.650	13.668	48.292
13	18.926	15.688	14.039	48.653
14	19.164	42.811	14.894	1:16.869
15	19.624	16.057	13.864	49.545

N°235 Taoufik, Sami

1	21.589	17.309	14.872	53.770
2	19.184	16.240	15.445	50.869
3	19.185	15.900	14.496	49.581
4	19.176	15.856	13.893	48.925
5	18.985	15.849	14.156	48.990
6	18.912	15.911	14.868	49.691
7	19.654	15.731	13.863	49.248
8	18.855	15.728	14.249	48.832
9	19.529	16.694	14.306	50.529
10	18.978	15.866	14.121	48.965
11	18.945	15.751	13.999	48.695
12	18.901	15.734	14.222	48.857
13	18.995	15.814	15.765	50.574
14	19.021	15.787	14.393	49.201
15	19.020	15.810	14.072	48.902
16	19.156	15.714	13.772	48.642
17	18.852	15.695	13.963	48.510
18	18.941	15.901	14.478	49.320
19	19.167	15.710	14.177	49.054
20	19.214	15.966	13.795	48.975
21	18.910	15.852	13.765	48.527
22	19.028	15.820	13.833	48.681

N°237 Travanutto, Lorenzo

1	19.431	15.912	13.865	49.208
2	19.017	15.814	13.983	48.814
3	19.144	15.844	13.790	48.778
4	18.970	15.732	13.750	48.452
5	18.897	15.727	13.647	48.271
6	18.873	15.662	13.641	48.176
7	18.856	15.640	13.625	48.121
8	18.841	15.623	13.593	48.057
9	18.858	15.627	13.579	48.064

Laps	Sector 1	Sector 2	Sector 3	Lap Time
10	18.853	15.621	13.601	48.075
11	18.848	15.597	13.914	48.359
12	18.974	15.707	13.672	48.353
13	18.894	15.650	13.694	48.238
14	18.934	15.641	13.583	48.158
15	18.856	15.634	13.640	48.130
16	18.825	15.662	13.632	48.119
17	18.815	15.599	13.574	47.988
18	18.791	15.605	13.533	47.929
19	18.794	15.573	13.534	47.901
20	18.784	15.569	13.497	47.850
21	18.783	15.570	13.482	47.835
22	18.991	15.629	13.578	48.198

N°238 Eteki, Adam

1	20.889	16.365	15.076	52.330
2	18.992	15.840	13.751	48.583
3	18.808	15.680	13.755	48.243
4	19.269	15.761	13.737	48.767
5	18.783	15.598	13.652	48.033
6	18.737	15.599	13.602	47.938
7	18.744	15.625	13.550	47.919
8	18.744	15.593	13.497	47.834
9	18.716	15.590	13.460	47.766
10	18.643	15.533	13.507	47.683
11	18.822	16.053	13.994	48.869

N°239 Arnaud, Hugo

1	21.367	17.244	14.925	53.536
2	19.085	16.146	16.138	51.369
3	19.704	16.206	15.171	51.081
4	19.556	16.097	14.404	50.057
5	19.237	15.952	14.678	49.867
6	19.345	15.975	13.853	49.173
7	18.999	15.846	13.756	48.601
8	18.975	15.809	13.840	48.624
9	19.033	15.816	13.960	48.809
10	19.055	15.837	13.746	48.638
11	19.062	15.835	14.059	48.956
12	19.006	15.797	14.201	49.004

22°WINTER CUP (ITA) 16-19/02/2017

Ficr Mantova

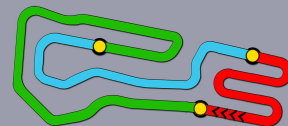
Apex Timing



Scan this QR Code for livetiming

Data processing and charts edit provided by:





OK

Final (F)

Analysis

For information purposes. No official / regulatory value

Laps	Sector 1	Sector 2	Sector 3	Lap Time
13	18.928	15.754	14.048	48.730
14	18.868	15.762	13.660	48.290
15	18.845	15.810	13.726	48.381
16	18.935	15.798	13.696	48.429
17	18.887	15.780	13.663	48.330
18	18.906	15.706	13.687	48.299
19	18.906	15.808	13.662	48.376
20	18.897	15.707	13.697	48.301
21	18.893	15.715	13.629	48.237
22	19.003	16.140	14.226	49.369

N°240 Gheno, Jacopo

1	22.293	17.460	15.925	55.678
2	19.120	16.063	14.893	50.076
3	19.623	16.430	14.972	51.025
4	18.934	16.034	14.261	49.229
5	18.871	15.811	13.796	48.478
6	18.829	15.747	13.951	48.527
7	20.166	16.148	13.833	50.147
8	18.892	15.751	13.750	48.393
9	18.750	17.002	14.545	50.297
10	19.666	15.857	13.803	49.326
11	18.877	15.721	13.720	48.318
12	18.757	15.698	13.960	48.415
13	18.852	15.688	14.410	48.950
14	18.861	15.682	13.735	48.278
15	18.834	15.667	13.608	48.109
16	18.842	15.674	13.615	48.131
17	18.852	15.661	13.532	48.045
18	18.709	15.619	13.557	47.885
19	18.754	15.614	13.557	47.925
20	18.708	15.690	13.470	47.868
21	18.759	15.615	13.579	47.953
22	18.670	15.598	13.651	47.919

N°241 Kenneally, Finlay

1	21.811	17.123	14.654	53.588
2	19.752	16.486	15.059	51.297
3	19.298	16.301	15.077	50.676
4	19.484	15.895	13.726	49.105

Laps	Sector 1	Sector 2	Sector 3	Lap Time
5	18.928	15.817	14.148	48.893
6	18.956	15.926	14.874	49.756
7	19.663	15.721	13.736	49.120
8	18.842	15.731	13.700	48.273
9	18.815	15.762	13.636	48.213
10	18.801	15.592	14.124	48.517
11	18.876	15.704	13.717	48.297
12	19.015	15.664	14.141	48.820
13	18.825	15.643	13.864	48.332
14	18.796	15.640	13.585	48.021
15	18.790	15.649	13.580	48.019
16	18.759	15.678	13.633	48.070
17	18.699	15.609	13.562	47.870
18	18.709	15.631	13.507	47.847
19	18.695	15.598	13.519	47.812
20	18.769	15.627	13.594	47.990
21	18.776	15.624	14.072	48.472
22	19.059	15.566	13.766	48.391

N°242 Morricone, Edoardo

1	22.011	18.184	15.289	55.484
2	19.515	16.222	14.550	50.287
3	19.614	16.341	14.553	50.508
4	19.631	16.082	14.399	50.112
5	19.295	15.879	14.533	49.707
6	19.095	15.798	13.722	48.615
7	18.927	15.816	13.667	48.410
8	18.941	15.762	13.661	48.364
9	18.867	16.497	14.635	49.999
10	19.663	15.876	14.107	49.646
11	19.356	15.941	13.787	49.084
12	19.543	15.857	14.303	49.703
13	18.923	15.768	14.109	48.800
14	18.863	15.804	13.774	48.441
15	19.347	15.856	13.743	48.946
16	19.252	15.966	13.747	48.965
17	19.289	15.695	13.680	48.664
18	18.851	15.681	13.849	48.381
19	19.088	15.791	13.900	48.779

Laps	Sector 1	Sector 2	Sector 3	Lap Time
20	19.057	15.755	13.571	48.383
21	18.790	15.605	13.593	47.988
22	18.797	15.722	13.658	48.177

N°246 Collet, Caio

1	20.645	16.281	14.034	50.960
2	18.974	15.882	14.168	49.024

N°248 Moretti, Marzio

1	21.861	17.447	14.986	54.294
2	19.124	15.905	15.422	50.451
3	19.326	15.899	14.412	49.637
4	19.820	15.932	13.920	49.672
5	18.801	15.716	13.872	48.389
6	18.870	15.767	14.627	49.264
7	19.191	15.619	13.780	48.590
8	18.707	15.616	13.724	48.047
9	18.809	15.691	14.061	48.561
10	18.769	15.666	14.379	48.814
11	18.809	15.678	13.868	48.355
12	19.427	16.002	15.568	50.997
13	19.343	15.863	14.061	49.267
14	18.930	15.680	13.698	48.308
15	18.772	15.689	13.784	48.245
16	18.770	15.629	13.661	48.060
17	18.852	15.678	13.670	48.200
18	18.730	15.592	13.742	48.064
19	18.718	15.628	13.686	48.032
20	18.728	15.615	13.678	48.021
21	18.764	15.598	13.593	47.955
22	18.731	15.595	13.711	48.037

N°251 Sitnikov, Nikita

1	21.579	16.322	14.439	52.340
2	19.647	16.042	14.289	49.978
3	18.959	15.780	14.370	49.109
4	19.989	16.219	13.973	50.181
5	18.977	15.688	13.742	48.407
6	18.790	15.694	15.020	49.504
7	18.878	16.085	13.960	48.923
8	18.900	15.740	13.758	48.398

22° WINTER CUP (ITA) 16-19/02/2017

Ficr Mantova

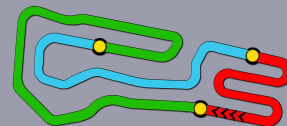
Apex Timing



Scan this QR Code for livetiming

Data processing and charts edit provided by:





OK

Final (F) Analysis

For information purposes. No official / regulatory value

Laps	Sector 1	Sector 2	Sector 3	Lap Time
9	18.765	15.673	13.746	48.184
10	18.852	15.854	13.848	48.554
11	18.931	16.271	15.044	50.246

N°252 Tonteri, Paavo

Laps	Sector 1	Sector 2	Sector 3	Lap Time
1	21.711	16.683	14.472	52.866
2	19.654	16.611	15.346	51.611
3	19.393	16.051	13.879	49.323
4	18.913	15.780	13.815	48.508
5	18.901	15.709	13.700	48.310
6	18.799	15.650	13.985	48.434
7	19.029	15.640	13.679	48.348
8	18.786	15.662	13.978	48.426
9	18.979	15.683	13.858	48.520
10	18.901	15.651	14.169	48.721
11	19.055	15.720	13.706	48.481
12	18.830	15.730	13.750	48.310
13	18.818	15.725	14.155	48.698
14	18.918	15.628	14.088	48.634
15	18.755	15.637	13.711	48.103
16	18.747	15.618	13.634	47.999
17	18.765	15.602	13.653	48.020
18	18.740	15.617	13.590	47.947
19	18.732	15.589	13.621	47.942
20	18.764	15.531	13.585	47.880
21	18.736	15.584	13.555	47.875
22	18.814	15.649	13.560	48.023

N°254 Dzitiev, Yuriy

Laps	Sector 1	Sector 2	Sector 3	Lap Time
1	21.578	16.717	14.404	52.699
2	19.830	16.459	14.483	50.772
3	19.172	15.910	13.840	48.922
4	18.944	15.763	13.738	48.445
5	18.878	15.821	13.768	48.467
6	18.878	15.980	14.783	49.641
7	19.100	16.703	14.145	49.948
8	18.916	15.740	14.324	48.980
9	19.110	15.777	14.419	49.306
10	18.919	15.767	13.676	48.362
11	18.898	15.746	13.777	48.421

Laps	Sector 1	Sector 2	Sector 3	Lap Time
12	19.055	16.177	13.788	49.020
13	18.869	15.784	13.848	48.501
14	18.872	15.791	13.850	48.513
15	18.834	15.756	13.748	48.338
16	18.874	15.768	13.980	48.622
17	18.896	15.732	13.668	48.296
18	18.843	15.703	13.763	48.309
19	18.863	15.681	14.131	48.675
20	19.005	15.717	13.759	48.481
21	18.808	15.738	13.808	48.354
22	18.933	15.694	13.708	48.335

N°257 Lindh, Rasmus

Laps	Sector 1	Sector 2	Sector 3	Lap Time
1	20.258	16.103	13.872	50.233
2	19.093	16.013	14.354	49.460
3	18.944	15.829	13.716	48.489
4	20.626	16.700	14.351	51.677
5	19.291	16.203	14.084	49.578
6	19.315	16.101	14.295	49.711
7	18.959	15.780	13.755	48.494
8	18.911	15.782	14.002	48.695
9	18.887	15.698	13.802	48.387
10	18.910	15.677	14.021	48.608
11	18.847	15.711	13.746	48.304
12	18.894	15.705	13.800	48.399
13	18.872	15.717	14.119	48.708
14	19.142	15.693	14.198	49.033
15	19.101	15.645	13.711	48.457
16	18.837	15.624	13.687	48.148
17	18.916	15.612	14.125	48.653
18	19.138	15.645	14.261	49.044
19	18.816	15.622	13.676	48.114
20	18.820	15.699	15.258	49.777
21	18.985	15.675	13.667	48.327
22	18.953	15.643	13.603	48.199

N°258 Blomqvist, Isac

Laps	Sector 1	Sector 2	Sector 3	Lap Time
1	21.795	17.351	14.652	53.798
2	19.379	16.519	15.012	50.910
3	19.263	16.310	14.353	49.926

Laps	Sector 1	Sector 2	Sector 3	Lap Time
4	19.050	15.901	14.086	49.037
5	18.876	16.072	14.146	49.094
6	18.712	15.654	13.743	48.109
7	18.711	15.653	14.372	48.736
8	18.865	15.727	14.110	48.702
9	18.877	15.658	14.026	48.561
10	18.816	15.602	13.560	47.978
11	18.681	15.602	14.095	48.378
12	18.896	15.643	13.574	48.113
13	18.686	15.611	13.816	48.113
14	18.792	15.666	13.617	48.075
15	18.765	15.575	13.693	48.033
16	18.795	15.679	13.680	48.154
17	18.705	15.648	13.818	48.171
18	18.701	15.572	13.546	47.819
19	18.668	15.538	13.522	47.728
20	18.699	15.587	13.563	47.849
21	18.728	15.565	13.580	47.873
22	18.707	15.537	13.661	47.905

22°WINTER CUP (ITA) 16-19/02/2017

Ficr Mantova

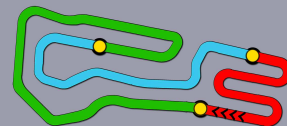
Apex Timing



Scan this QR Code for livetiming

Data processing and charts edit provided by:





OK

Final (F)
Starting Grid

Document 45.1 OFFICIAL

239	Arnaud, Hugo Zanardi / Parilla / Bridgestone	72 Points	17	242	Morricone, Edoardo Tony Kart / Vortex / Bridgestone	65 Points
248	Moretti, Marzio Tony Kart / Vortex / Bridgestone	64 Points	16	204	Rozenfeld, David Tony Kart / Vortex / Bridgestone	62 Points
235	Taoufik, Sami Fa Alonso / Vortex / Bridgestone	61 Points	15	224	Meyer, Kilian Crg / Parilla / Bridgestone	60 Points
226	Bradshaw, Callum Crg / Parilla / Bridgestone	60 Points	14	230	Alatalo, William Crg / Parilla / Bridgestone	59 Points
240	Gheno, Jacopo Zanardi / Parilla / Bridgestone	54 Points	13	221	Alvarez, Sebastian Exprit / Vortex / Bridgestone	52 Points
205	Rosina, Michael Crg / Parilla / Bridgestone	51 Points	12	258	Blomqvist, Isac Tony Kart / Vortex / Bridgestone	51 Points
216	Hicham, Mazou Kosmic / Vortex / Bridgestone	50 Points	11	254	Dzitiev, Yuriy Tony Kart / Vortex / Bridgestone	49 Points
218	Schumacher, David Tony Kart / Vortex / Bridgestone	48 Points	10	251	Sitnikov, Nikita Tony Kart / Tm / Bridgestone	46 Points
203	Shvetsov, Ivan Tony Kart / Vortex / Bridgestone	44 Points	9	229	Petecof, Gianluca Tony Kart / Vortex / Bridgestone	43 Points
241	Kenneally, Finlay Energy / Vortex / Bridgestone	41 Points	8	252	Tonteri, Paavo Tony Kart / Vortex / Bridgestone	38 Points
228	Novalak, Clement Tony Kart / Vortex / Bridgestone	34 Points	7	232	Nouet, Theo Energy / Parilla / Bridgestone	34 Points
227	Vidales, David Tony Kart / Vortex / Bridgestone	33 Points	6	211	Milell, Noah Kosmic / Vortex / Bridgestone	31 Points
214	Jewiss, Kiern Exprit / Vortex / Bridgestone	29 Points	5	257	Lindh, Rasmus Ricciardo Kart / Tm / Bridgestone	25 Points
213	Vebster, Daniel Kosmic / Vortex / Bridgestone	25 Points	4	246	Collet, Caio Birel Art / Tm / Bridgestone	22 Points
201	Hiltbrand, Pedro Tony Kart / Vortex / Bridgestone	14 Points	3	210	Basz, Karol Kosmic / Vortex / Bridgestone	14 Points
238	Eteki, Adam Zanardi / Parilla / Bridgestone	12 Points	2	223	Hauger, Dennis Crg / Parilla / Bridgestone	6 Points
212	Pourchaire, Theo Kosmic / Vortex / Bridgestone	6 Points	1	237	Travisanutto, Lorenzo Zanardi / Parilla / Bridgestone	4 Points

POLE POSITION



Start : 19/02 - 15:15 22 Laps = 26,400 Km

22° WINTER CUP (ITA) 16-19/02/2017

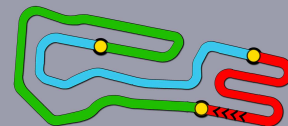
Ficr Mantova

Apex Timing

Data processing and charts edit provided by:



Scan this QR Code for livetiming



OK

Final Heats (FH) Results

Document 44.1 OFFICIAL

Rnk	N°	Entrant	Nat E.	Driver	Nat D.	QP	QH	SH1	SH2	Points
1	237	Chiesa Corse		Travisanutto, Lorenzo		4	4	-	0	4
2	212	Kosmic Racing Team		Pourchaire, Theo		1	3	3	-	6
3	223	Crg Spa		Hauger, Dennis		2	6	0	-	6
4	238	Chiesa Corse		Eteki, Adam		6	10	2	-	12
5	210	Kosmic Racing Team		Basz, Karol		7	11	-	3	14
6	201	Tony Kart Racing Team		Hiltbrand, Pedro		15	12	-	2	14
7	246	Birel Art Racing		Collet, Caio		12	15	7	-	22
8	213	Kosmic Racing Team		Vebster, Daniel		5	12	13	-	25
9	257	Birel Art Racing		Lindh, Rasmus		10	21	4	-	25
10	214	Forza Racing		Jewiss, Kiern		25	22	-	7	29
11	211	Kosmic Racing Team		Milell, Noah		11	27	-	4	31
12	227	Tony Kart Racing Team		Vidales, David		3	7	-	26	33
13	232	Energy Corse Srl		Nouet, Theo		16	26	8	-	34
14	228	Tony Kart Racing Team		Novalak, Clement		21	29	5	-	34
15	252	Ksm Schumacher Racing Team		Tonteri, Paavo		29	32	6	-	38
16	241	Energy Corse Srl		Kenneally, Finlay		14	35	-	6	41
17	229	Tony Kart Racing Team		Petecof, Gianluca		8	16	-	27	43
18	203	Ward Racing		Shvetsov, Ivan		36	34	-	10	44
19	251	Komarov Igor		Sitnikov, Nikita		23	36	10	-	46
20	218	Ksm Schumacher Racing Team		Schumacher, David		18	25	-	23	48
21	254	Ward Racing		Dzitiey, Yuriy		39	40	9	-	49
22	216	Kosmic Racing Team		Hicham, Mazou		13	35	15	-	50
23	258	Ward Racing		Blomqvist, Isac		9	25	26	-	51
24	205	Crg Spa		Rosina, Michael		26	38	-	13	51
25	221	Forza Racing		Alvarez, Sebastian		19	32	-	20	52
26	240	Chiesa Corse		Gheno, Jacopo		22	43	-	11	54
27	230	Crg Spa		Alatalo, William		30	51	-	8	59
28	226	Crg Spa		Bradshaw, Callum		24	44	-	16	60
29	224	Crg Spa		Meyer, Kilian		34	51	-	9	60
30	235	Ricky Flynn Motorsport		Taoufik, Sami		31	56	-	5	61
31	204	Ward Racing		Rozenfeld, David		27	50	12	-	62
32	248	Baby Race		Moretti, Marzio		51	43	21	-	64
33	242	Baby Race		Morricone, Edoardo		40	54	11	-	65
34	239	Chiesa Corse		Arnaud, Hugo		42	60	-	12	72
NOT QUALIFIED										
35	250	Keijzer Racing		Van Berlo, Glenn		33	51	25	-	76
36	245	Morsicani Racing		Di Cori, Alessandro		37	56	-	21	77
37	209	RI-Competition		Binder, Rene		44	61	16	-	77

22° WINTER CUP (ITA) 16-19/02/2017

Ficr Mantova

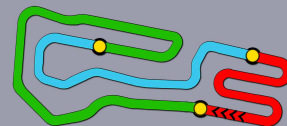
Apex Timing



Scan this QR Code for livetiming

Data processing and charts edit provided by:





OK

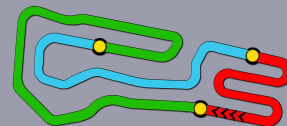
Final Heats (FH)

Document 44.1 OFFICIAL

Results

Rnk	N°	Entrant	Nat E.	Driver	Nat D.	Qp	QH	SH1	SH2	Points
38	231	Exprit Kart Team	CHE	Weibel, Samuel	CHE	48	61	-	17	78
39	234	Ricky Flynn Motorsport	GBR	Kruetten, Niklas	DEU	17	57	23	-	80
40	243	Ksm Schumacher Racing Team	DEU	Owega, Jusuf	DEU	35	56	24	-	80
41	255	Fusion Motorsport	GBR	Ferrari, Lorenzo	ITA	41	69	-	14	83
42	249	Birel Art Racing	ITA	Matthews, Jace	AUS		70	14	-	84
43	233	Energy Corse Srl	ITA	Goldschmied, Dominik	SVK	49	67	18	-	85
44	260	X-Rei Motorsport	CHE	Eichenberger, Tara	CHE	47	66	20	-	86
45	261	Forza Racing	GBR	Vaskelis, Kaspar		53	62	-	24	86
46	206	Fun Racing Shop	CHE	Von Allmen, Pascal	CHE	46	65	-	22	87
47	202	Af Competition	DNK	Gerner, Carl-Anton	DNK	28	62	27	-	89
48	207	Ward Racing	SWE	Lobanenko, Artem	RUS	38	71	-	18	89
49	256	Armellini Andrea	ITA	Armellini, Andrea	ITA	50	70	19	-	89
50	247	Baby Race	ITA	Varrone, Nicolas	ARG	45	76	-	15	91
51	222	Stern Motorosport	DEU	Munding, Wodan Erik	DEU	43	67	-	25	92
52	215	Ksm Schumacher Racing Team	DEU	Fritsch, Valentino	DEU	52	73	-	19	92
53	219	Chupinin Anton	UKR	Simonov, Mikhail	RUS	32	64	30	-	94
54	220	Af Competition	DNK	Jensen, Daniel	DNK	55	72	22	-	94
55	253	Ward Racing	SWE	Persson, Sebastian	SWE	20	79	17	-	96
56	259	Schettino Mario	ITA	Schettino, Mario	ITA	54	70	-	28	98
57	236	R&R Racing Team	AUT	Filip loan, Ugran	AUT		73	28	-	101





OK

Super Heat 2 (SH2)

Document 43.1 OFFICIAL

Rnk	N°	Entrant	Nat E.	Driver	Nat D.	Material	Time	Laps	Best Lap	Gap	Interv.	Sector 1	Sector 2	Sector 3	Penalty	Points
1	237	Chiesa Corse	ITA	Travisanutto, Lorenzo	ITA	Zanardi / Parilla / Bridgestone	12:02.890	15	47.826			18.796	15.563	13.467		0
2	201	Tony Kart Racing Team	ITA	Hiltbrand, Pedro	ESP	Tony Kart / Vortex / Bridgestone	12:03.153	15	47.658	0.263	0.263	18.655	15.598	13.405		2
3	210	Kosmic Racing Team	ITA	Basz, Karol	POL	Kosmic / Vortex / Bridgestone	12:03.748	15	47.718	0.858	0.595	18.677	15.569	13.472		3
4	211	Kosmic Racing Team	ITA	Milell, Noah	ITA	Kosmic / Vortex / Bridgestone	12:07.000	15	47.686	4.110	3.252	18.705	15.480	13.501		4
5	235	Ricky Flynn Motorsport	GBR	Taoufik, Sami	MAR	Fa Alonso / Vortex / Bridgestone	12:08.971	15	47.819	6.081	1.971	18.677	15.565	13.577		5
6	241	Energy Corse Srl	ITA	Kenneally, Finlay	GBR	Energy / Vortex / Bridgestone	12:10.336	15	47.704	7.446	1.365	18.715	15.555	13.434		6
7	214	Forza Racing	GBR	Jewiss, Kiern	GBR	Exprit / Vortex / Bridgestone	12:12.243	15	48.240	9.353	1.907	18.895	15.711	13.634		7
8	230	Crg Spa	ITA	Alatalo, William	FIN	Crg / Parilla / Bridgestone	12:12.465	15	47.856	9.575	0.222	18.760	15.641	13.455		8
9	224	Crg Spa	ITA	Meyer, Kilian	ITA	Crg / Parilla / Bridgestone	12:12.828	15	47.881	9.938	0.363	18.714	15.588	13.579		9
10	203	Ward Racing	GBR	Shvetsov, Ivan	RUS	Tony Kart / Vortex / Bridgestone	12:12.937	15	47.885	10.047	0.109	18.846	15.569	13.470		10
11	240	Chiesa Corse	GBR	Gheno, Jacopo	ITA	Zanardi / Parilla / Bridgestone	12:13.363	15	47.970	10.473	0.426	18.688	15.691	13.591		11
12	239	Chiesa Corse	GBR	Arnaut, Hugo	ITA	Zanardi / Parilla / Bridgestone	12:15.256	15	48.025	12.366	1.893	18.737	15.672	13.616		12
13	205	Crg Spa	ITA	Rosina, Michael	ITA	Crg / Parilla / Bridgestone	12:15.388	15	48.198	12.498	0.132	18.897	15.720	13.581		13
14	255	Fusion Motorsport	GBR	Ferrari, Lorenzo	ITA	Exprit / Tm / Bridgestone	12:18.726	15	47.990	15.836	3.338	18.806	15.617	13.567		14
15	247	Baby Race	ITA	Varrone, Nicolas	ARG	Tony Kart / Vortex / Bridgestone	12:19.388	15	48.337	16.498	0.662	18.886	15.660	13.791		15
16	226	Crg Spa	ITA	Bradshaw, Callum	GBR	Crg / Parilla / Bridgestone	12:19.517	15	47.905	16.627	0.129	18.738	15.630	13.537		16
17	231	Exprit Kart Team	CHE	Weibel, Samuel	CHE	Exprit / Vortex / Bridgestone	12:20.194	15	48.116	17.304	0.677	18.754	15.668	13.694		17
18	207	Ward Racing	GBR	Lobanenko, Artem	RUS	Tony Kart / Vortex / Bridgestone	12:20.490	15	47.936	17.600	0.296	18.777	15.623	13.536		18
19	215	Ksm Schumacher Racing Team	DEU	Fritsch, Valentino	DEU	Tony Kart / Vortex / Bridgestone	12:21.099	15	48.152	18.209	0.609	18.804	15.666	13.682		19
20	221	Forza Racing	GBR	Alvarez, Sebastian	GBR	Exprit / Vortex / Bridgestone	12:15.335	15	47.950	22.445	4.236	18.751	15.659	13.540	+10.000	20
21	245	Morsicani Racing	ITA	Di Cori, Alessandro	ITA	Crg / Parilla / Bridgestone	12:19.055	15	48.477	26.165	3.720	18.988	15.752	13.737	+10.000	21
22	206	Fun Racing Shop	CHE	Von Allmen, Pascal	CHE	Sodi / Tm / Bridgestone	12:20.678	15	48.115	27.788	1.623	18.800	15.759	13.556	+10.000	22
23	218	Ksm Schumacher Racing Team	DEU	Schumacher, David	DEU	Tony Kart / Vortex / Bridgestone	12:34.584	15	47.940	41.694	13.906	18.828	15.590	13.522	+10.000	23
24	261	Forza Racing	GBR	Vaskelis, Kaspar	GBR	Exprit / Tm / Bridgestone	4:50.929	5	48.655	10 Laps	10 Laps	18.933	15.997	13.725		24
25	222	Stern Motorosport	DEU	Munding, Wodan Erik	DEU	Kali Kart / Parilla / Bridgestone	1:47.259	2	50.326	13 Laps	3 Laps	19.323	16.474	14.529		25
26	227	Tony Kart Racing Team	ITA	Vidales, David	ESP	Tony Kart / Vortex / Bridgestone	51.568	1	49.825	14 Laps	1 Lap	19.934	16.022	13.869		26
27	229	Tony Kart Racing Team	ITA	Petecof, Gianluca	BRA	Tony Kart / Vortex / Bridgestone	51.951	1	50.171	14 Laps	0.383	19.756	16.094	14.321		27
28	259	Schettino Mario	ITA	Schettino, Mario	ITA	Tony Kart / Parilla / Bridgestone	3.812	0		15 Laps	1 Lap					28

N°221 Alvarez, Sebastian : Time penalty of 10". According to steward's decision n°128
 N°245 Di Cori, Alessandro : Time penalty of 10". According to steward's decision n°129
 N°206 Von Allmen, Pascal : Time penalty of 10". According to steward's decision n°130
 N°218 Schumacher, David : Time penalty of 10". According to steward's decision n°131

Leaders : N°237 Travisanutto, Lorenzo (1-15)

Start Time : 19/02 - 12:32:11

Best Lap : N°201 Hiltbrand, Pedro 47.658 90,64 Kph

Weather : Sunny Air : 1°C Track : Dry

Event Record : N°212 Pourchaire, Theo 47.343 91,24 Kph

N°261 04:49 Lap 4

N°218 05:54 Lap 6

22°WINTER CUP (ITA) 16-19/02/2017

Ficr Mantova

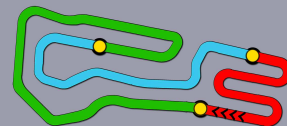
Apex Timing



Scan this QR Code for livetiming

Data processing and charts edit provided by:





OK

Super Heat 2 (SH2)

Lap Chart

For information purposes. No official / regulatory value

	1	2	3	4	5	6	7	8	9	10	11	12	13	14	15	16	17	18	19	20	21	22	23	24	25	26	27	28	
Grid	237	227	210	201	229	214	218	211	221	203	241	205	240	226	230	224	235	245	239	231	261	206	222	255	259	207	215	247	
Start	237	210	227	229	218	201	221	214	211	203	241	240	205	230	226	224	235	239	245	261	231	222	206	259	215	255	207	247	
Lap 1 Interval	237 0.8	210 0.4	227 0.3	218 0.0	229 0.2	201 0.3	214 0.1	203 0.4	211 0.5	235 0.1	221 0.0	241 0.7	230 0.5	224 0.0	205 0.1	239 0.6	245 0.1	261 0.0	231 0.4	222 0.4	206 0.2	222 0.2	215 0.2	259 0.3	255 0.1	207 0.1	218 0.1		
Lap 2	237 0.7	210 1.9	201 0.1	214 0.5	211 0.0	235 0.0	203 0.0	241 0.1	221 0.3	230 0.6	240 0.5	224 0.2	205 0.3	239 0.5	245 0.1	261 1.4	247 0.0	222 0.3	215 0.3	226 0.0	206 0.2	206 0.1	255 0.2	231 0.2	207 0.1	218 18.4			
Lap 3	237 0.8	210 1.7	201 0.4	214 0.7	235 0.2	211 0.4	241 0.4	203 0.4	230 0.4	221 0.2	224 0.1	240 0.4	205 0.0	239 0.2	245 0.5	261 0.2	247 2.1	231 1.2	255 0.1	215 0.2	206 0.0	207 0.1	226 0.3	218 17.8					
Lap 4	237 0.7	210 1.4	201 0.9	214 0.2	235 0.3	211 0.4	241 0.8	203 0.2	230 0.4	224 0.3	221 0.5	240 0.4	239 0.2	205 0.4	245 1.0	247 1.5	231 1.2	255 0.5	207 0.2	215 0.1	206 0.0	226 0.3	218 17.3	261 16.5					
Lap 5	237 0.7	210 1.2	201 1.4	214 0.1	235 0.1	211 0.2	241 0.9	203 0.3	230 0.3	224 0.3	221 0.5	240 0.4	239 0.3	205 0.6	245 1.0	247 1.5	255 1.7	231 0.0	207 0.0	215 0.4	226 0.4	206 0.0	218 16.9	261 17.2					
Lap 6	237 0.8	210 0.9	201 1.8	214 0.6	211 0.0	235 0.0	241 0.0	203 0.3	230 0.3	224 0.2	221 0.7	240 0.5	239 0.2	205 0.9	245 1.3	247 1.3	231 2.0	255 0.4	207 0.6	215 0.3	226 0.0	206 0.0	215 0.1	218 15.9					
Lap 7	237 0.9	210 0.7	201 2.2	214 0.8	235 0.0	211 0.1	241 0.2	203 0.2	230 0.2	224 0.1	221 0.6	240 0.5	239 0.4	205 1.1	245 1.5	247 1.2	231 2.0	255 0.2	207 0.5	215 0.4	226 0.3	206 0.3	215 0.4	218 15.4					
Lap 8	237 0.8	210 0.6	201 2.7	214 0.6	211 0.2	235 0.2	241 0.3	203 0.0	230 0.0	224 0.4	221 0.4	240 0.3	239 0.5	205 1.2	245 1.7	247 1.0	231 2.3	255 0.1	207 0.0	215 0.3	226 0.7	206 0.4	215 0.4	218 15.2					
Lap 9	237 0.8	210 0.4	201 3.2	214 0.1	235 0.3	211 0.3	241 0.2	203 0.2	230 0.2	224 0.2	221 0.1	240 0.3	239 0.7	205 1.3	245 2.1	247 0.9	231 1.9	255 0.5	207 0.0	215 0.1	226 0.5	206 0.4	215 0.4	218 15.1					
Lap 10	237 0.7	210 0.2	201 3.8	211 0.6	235 0.0	211 0.0	241 0.1	203 0.1	230 0.1	224 0.2	221 0.3	240 0.4	239 0.7	205 1.5	245 2.3	247 0.7	231 1.6	255 0.4	207 0.4	215 0.4	226 0.5	206 0.1	215 0.2	218 14.9					
Lap 11	237 1.0	210 0.0	211 3.7	235 1.1	214 0.0	241 0.0	224 0.1	230 0.1	203 0.7	221 0.1	240 0.1	239 0.4	205 1.6	245 2.5	247 0.8	255 1.1	207 0.4	226 0.5	231 0.6	206 0.1	215 0.2	218 14.7							
Lap 12	237 0.9	201 0.3	210 3.4	211 1.4	235 1.7	241 0.0	214 0.6	230 0.1	203 0.3	224 1.0	221 0.4	239 0.2	240 0.1	205 0.8	245 2.8	247 0.7	255 0.6	207 0.3	226 0.5	231 0.8	206 0.6	215 0.0	218 14.4						
Lap 13	237 0.7	201 0.3	210 3.3	211 1.6	235 1.6	241 0.5	214 0.1	230 0.3	203 1.0	224 0.4	221 0.2	239 0.0	240 0.1	205 0.1	245 2.9	247 0.7	255 0.2	207 0.0	226 0.3	231 1.1	206 0.8	215 0.3	218 14.0						
Lap 14	237 0.5	201 0.3	210 3.4	211 1.8	235 1.4	241 1.2	214 0.0	230 0.1	203 0.8	224 0.5	221 0.8	239 0.8	240 0.1	205 0.2	245 2.9	247 0.1	255 0.8	207 0.9	226 0.1	231 0.1	206 0.6	215 0.3	218 13.7						
Lap 15	237 0.2	201 0.5	210 3.2	211 1.9	235 1.3	241 1.9	214 0.2	230 0.3	203 0.1	224 0.4	221 0.4	239 1.8	240 0.0	205 0.0	245 3.3	247 0.3	255 0.3	207 0.3	226 0.1	231 0.6	206 0.1	215 0.4	218 13.4						

22°WINTER CUP (ITA) 16-19/02/2017

Ficr Mantova

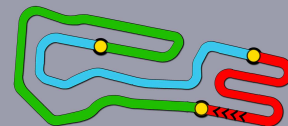
Apex Timing



Scan this QR Code for livetiming

Data processing and charts edit provided by:





OK

Super Heat 2 (SH2)

Analysis

For information purposes. No official / regulatory value

Laps	Sector 1	Sector 2	Sector 3	Lap Time	Laps	Sector 1	Sector 2	Sector 3	Lap Time	Laps	Sector 1	Sector 2	Sector 3	Lap Time
N°201 Hiltbrand, Pedro					6	18.963	15.648	13.659	48.270	12	18.777	15.623	13.536	47.936
1	20.058	16.075	14.082	50.215	7	18.992	15.791	13.609	48.392	13	18.827	15.579	13.667	48.073
2	18.938	16.175	14.143	49.256	8	18.940	15.695	13.646	48.281	14	19.365	16.206	14.178	49.749
3	18.866	15.735	13.566	48.167	9	18.897	15.720	13.581	48.198	15	19.265	15.774	13.875	48.914
4	18.750	15.631	13.530	47.911	10	18.957	15.760	13.601	48.318	N°210 Basz, Karol				
5	18.789	15.679	13.508	47.976	11	18.934	15.775	13.533	48.242	1	19.637	16.015	13.781	49.433
6	18.735	15.619	13.504	47.858	12	18.891	15.778	13.635	48.304	2	18.939	15.782	13.691	48.412
7	18.771	15.610	13.478	47.859	13	18.923	15.807	13.883	48.613	3	18.908	15.747	13.718	48.373
8	18.737	15.580	13.475	47.792	14	18.931	15.881	13.733	48.545	4	18.871	15.639	13.683	48.193
9	18.748	15.548	13.483	47.779	15	19.072	16.212	13.772	49.056	5	18.866	15.689	13.620	48.175
10	18.655	15.598	13.405	47.658	N°206 Von Allmen, Pascal					6	18.835	15.682	13.601	48.118
11	18.679	15.578	13.491	47.748	1	20.978	17.305	14.388	52.671	7	18.807	15.640	13.661	48.108
12	18.718	15.590	13.500	47.808	2	19.568	17.046	14.846	51.460	8	18.750	15.631	13.545	47.926
13	18.729	15.595	13.440	47.764	3	19.780	16.341	14.245	50.366	9	18.788	15.569	13.554	47.911
14	18.701	15.558	13.413	47.672	4	19.293	16.049	13.942	49.284	10	18.761	15.579	13.499	47.839
15	18.685	15.542	13.457	47.684	5	19.028	15.906	14.195	49.129	11	18.717	15.568	13.823	48.108
N°203 Shvetsov, Ivan					6	18.991	15.994	14.103	49.088	12	18.944	15.613	13.504	48.061
1	20.340	16.098	13.831	50.269	7	19.034	15.819	13.581	48.434	13	18.740	15.550	13.469	47.759
2	19.054	15.864	14.774	49.692	8	18.848	15.853	13.597	48.298	14	18.677	15.569	13.472	47.718
3	19.255	16.216	14.210	49.681	9	18.800	15.759	13.556	48.115	15	18.731	15.565	13.627	47.923
4	19.037	15.687	13.683	48.407	10	18.912	15.777	13.662	48.351	N°211 Milell, Noah				
5	18.784	15.644	13.536	47.964	11	18.882	15.792	13.572	48.246	1	20.835	16.242	13.832	50.909
6	18.836	15.571	13.527	47.934	12	18.868	15.796	13.910	48.574	2	18.948	15.890	14.258	49.096
7	18.754	15.806	13.842	48.402	13	18.905	15.804	13.652	48.361	3	19.228	15.991	13.742	48.961
8	18.789	15.652	13.837	48.278	14	18.862	15.765	13.589	48.216	4	18.762	15.594	13.621	47.977
9	18.786	15.631	13.519	47.936	15	18.916	15.753	13.632	48.301	5	18.680	15.660	13.758	48.098
10	18.717	15.535	13.796	48.048	N°207 Lobanenka, Artem					6	18.860	15.644	14.122	48.626
11	19.509	15.780	14.127	49.416	1	20.771	17.864	15.269	53.904	7	18.805	15.685	14.088	48.578
12	18.894	16.318	14.203	49.415	2	19.731	16.362	14.153	50.246	8	18.806	15.661	13.576	48.043
13	19.427	15.949	13.690	49.066	3	19.182	16.527	14.236	49.945	9	18.671	15.509	13.545	47.725
14	18.846	15.569	13.470	47.885	4	19.108	15.760	14.083	48.951	10	18.781	15.651	13.673	48.105
15	18.785	15.621	13.721	48.127	5	18.930	15.683	13.673	48.286	11	18.728	15.472	13.539	47.739
N°205 Rosina, Michael					6	19.441	16.078	14.207	49.726	12	18.705	15.480	13.501	47.686
1	21.645	16.888	14.385	52.918	7	18.861	15.637	13.565	48.063	13	18.705	15.523	13.505	47.733
2	19.490	16.017	13.666	49.173	8	18.776	15.627	13.631	48.034	14	18.746	15.508	13.491	47.745
3	19.045	15.849	13.807	48.701	9	18.974	15.718	13.748	48.440	15	18.686	15.538	13.538	47.762
4	19.350	16.117	13.911	49.378	10	18.789	15.685	13.466	47.940					
5	18.973	15.812	13.646	48.431	11	18.832	15.575	13.570	47.977					

22°WINTER CUP (ITA) 16-19/02/2017

Ficr Mantova

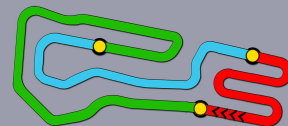
Apex Timing



Scan this QR Code for livetiming

Data processing and charts edit provided by:





OK

Super Heat 2 (SH2) Analysis

For information purposes. No official / regulatory value

Laps	Sector 1	Sector 2	Sector 3	Lap Time
N°214 Jewiss, Kiern				
1	20.439	16.117	13.886	50.442
2	18.999	15.906	14.211	49.116
3	19.011	15.740	13.717	48.468
4	18.873	15.710	13.823	48.406
5	18.868	15.796	13.774	48.438
6	18.841	15.768	13.714	48.323
7	18.800	15.770	13.695	48.265
8	18.818	15.728	13.730	48.276
9	18.796	15.745	13.710	48.251
10	18.784	15.677	14.518	48.979
11	18.895	15.711	13.634	48.240
12	19.512	16.066	14.168	49.746
13	18.974	15.755	13.626	48.355
14	18.753	15.705	13.953	48.411
15	18.929	15.772	13.737	48.438

Laps	Sector 1	Sector 2	Sector 3	Lap Time
N°215 Fritsch, Valentino				
1	21.041	17.628	14.984	53.653
2	19.184	16.385	14.431	50.000
3	19.729	16.301	14.602	50.632
4	18.990	15.868	14.421	49.279
5	18.900	15.804	13.885	48.589
6	19.145	16.095	14.574	49.814
7	19.201	15.834	13.719	48.754
8	18.889	15.726	13.642	48.257
9	18.810	15.700	13.678	48.188
10	18.804	15.666	13.682	48.152
11	18.820	15.726	13.686	48.232
12	18.752	15.735	13.836	48.323
13	19.035	15.852	13.745	48.632
14	18.799	15.735	13.699	48.233
15	18.804	15.766	13.830	48.400

Laps	Sector 1	Sector 2	Sector 3	Lap Time
N°218 Schumacher, David				
1	20.084	16.035	13.888	50.007
2	18.962	40.658	15.427	1:15.047
3	19.581	16.112	13.952	49.645
4	19.128	15.792	13.737	48.657
5	19.021	15.724	13.684	48.429

Laps	Sector 1	Sector 2	Sector 3	Lap Time
6	18.895	15.611	13.700	48.206
7	18.971	15.696	13.560	48.227
8	18.878	15.643	13.608	48.129
9	18.861	15.635	13.578	48.074
10	18.828	15.590	13.522	47.940
11	18.804	15.638	13.555	47.997
12	18.857	15.677	13.516	48.050
13	18.875	15.680	13.624	48.179
14	18.856	15.636	13.527	48.019
15	18.884	15.627	13.583	48.094

Laps	Sector 1	Sector 2	Sector 3	Lap Time
N°221 Alvarez, Sebastian				
1	20.951	16.233	14.702	51.886
2	19.283	15.969	13.703	48.955
3	18.898	16.380	14.634	49.912
4	19.258	15.778	13.667	48.703
5	18.832	15.722	13.628	48.182
6	18.820	15.681	13.530	48.031
7	18.807	15.681	13.578	48.066
8	18.891	15.699	13.601	48.191
9	18.751	15.659	13.540	47.950
10	18.762	15.725	13.520	48.007
11	18.930	15.807	14.014	48.751
12	18.899	16.245	14.171	49.315
13	19.229	16.238	14.111	49.578
14	19.408	15.802	13.804	49.014
15	18.895	16.006	13.885	48.786

Laps	Sector 1	Sector 2	Sector 3	Lap Time
N°222 Munding, Wodan Erik				
1	21.081	17.625	14.689	53.395
2	19.323	16.474	14.529	50.326

Laps	Sector 1	Sector 2	Sector 3	Lap Time
N°224 Meyer, Kilian				
1	21.266	16.762	14.445	52.473
2	19.283	15.983	13.663	48.929
3	18.837	15.832	13.944	48.613
4	18.949	15.690	13.601	48.240
5	18.753	15.628	13.530	47.911
6	18.687	15.653	13.565	47.905
7	18.674	15.647	13.743	48.064
8	18.688	15.663	14.075	48.426

Laps	Sector 1	Sector 2	Sector 3	Lap Time
9	18.860	15.618	13.511	47.989
10	18.714	15.588	13.579	47.881
11	19.056	15.591	13.569	48.216
12	19.422	16.348	14.555	50.325
13	18.784	15.675	13.532	47.991
14	18.666	15.655	13.789	48.110
15	18.949	15.981	13.930	48.860

Laps	Sector 1	Sector 2	Sector 3	Lap Time
N°226 Bradshaw, Callum				
1	21.892	17.720	15.492	55.104
2	19.133	16.280	14.375	49.788
3	19.177	15.956	15.931	51.064
4	19.211	15.978	13.981	49.170
5	18.935	15.763	13.986	48.684
6	18.902	15.972	14.204	49.078
7	18.869	15.710	13.591	48.170
8	18.706	15.653	13.555	47.914
9	18.818	15.738	13.741	48.297
10	18.937	15.641	13.622	48.200
11	18.804	15.665	13.648	48.117
12	18.722	15.598	13.587	47.907
13	18.738	15.630	13.537	47.905
14	19.008	16.239	13.949	49.196
15	18.886	15.652	13.582	48.120

Laps	Sector 1	Sector 2	Sector 3	Lap Time
N°227 Vidales, David				
1	19.934	16.022	13.869	49.825

Laps	Sector 1	Sector 2	Sector 3	Lap Time
N°229 Petecof, Gianluca				
1	19.756	16.094	14.321	50.171

Laps	Sector 1	Sector 2	Sector 3	Lap Time
N°230 Alatalo, William				
1	21.292	16.744	14.073	52.109
2	19.101	15.997	13.695	48.793
3	18.831	15.965	14.164	48.960
4	18.769	15.820	13.615	48.204
5	18.832	15.694	13.545	48.071
6	18.767	15.670	13.510	47.947
7	18.735	15.676	14.025	48.436
8	18.779	15.726	13.883	48.388
9	18.944	15.683	13.552	48.179

22°WINTER CUP (ITA) 16-19/02/2017

Ficr Mantova

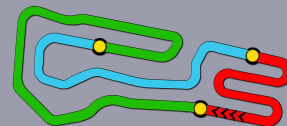
Apex Timing



Scan this QR Code for livetiming

Data processing and charts edit provided by:





OK

Super Heat 2 (SH2)

Analysis

For information purposes. No official / regulatory value

Laps	Sector 1	Sector 2	Sector 3	Lap Time
10	18.713	15.663	13.499	47.875
11	19.031	15.916	13.794	48.741
12	18.770	16.343	14.273	49.386
13	18.760	15.641	13.455	47.856
14	18.792	15.653	13.865	48.310
15	19.008	15.900	13.689	48.597

N°231 Weibel, Samuel				
Laps	Sector 1	Sector 2	Sector 3	Lap Time
1	21.712	17.915	15.333	54.960
2	19.324	16.310	14.160	49.794
3	19.325	16.119	14.088	49.532
4	18.973	15.811	13.992	48.776
5	18.911	15.765	14.331	49.007
6	19.067	15.764	13.807	48.638
7	18.856	15.746	13.801	48.403
8	18.833	15.729	14.187	48.749
9	18.955	15.687	13.940	48.582
10	19.407	15.713	13.744	48.864
11	18.812	15.770	13.634	48.216
12	18.754	15.668	13.694	48.116
13	18.735	15.706	13.746	48.187
14	18.785	15.732	13.842	48.359
15	18.998	15.733	13.756	48.487

N°235 Taoufik, Sami				
Laps	Sector 1	Sector 2	Sector 3	Lap Time
1	20.731	16.064	14.005	50.800
2	18.863	15.820	13.907	48.590
3	19.106	15.757	13.746	48.609
4	18.688	15.614	13.614	47.916
5	18.775	15.727	13.746	48.248
6	19.130	15.745	14.035	48.910
7	18.797	15.758	13.844	48.399
8	18.777	15.575	14.050	48.402
9	18.677	15.565	13.577	47.819
10	18.679	15.576	14.141	48.396
11	18.835	15.593	13.789	48.217
12	18.766	15.625	13.614	48.005
13	18.776	15.596	13.577	47.949
14	18.766	15.651	13.531	47.948
15	18.744	15.587	13.532	47.863

Laps	Sector 1	Sector 2	Sector 3	Lap Time
10	18.713	15.663	13.499	47.875
11	19.031	15.916	13.794	48.741
12	18.770	16.343	14.273	49.386
13	18.760	15.641	13.455	47.856
14	18.792	15.653	13.865	48.310
15	19.008	15.900	13.689	48.597

N°237 Trvisanutto, Lorenzo				
Laps	Sector 1	Sector 2	Sector 3	Lap Time
1	19.464	15.867	13.726	49.057
2	18.955	15.850	13.694	48.499
3	18.915	15.767	13.601	48.283
4	18.862	15.718	13.645	48.225
5	18.875	15.693	13.586	48.154
6	18.855	15.659	13.557	48.071
7	18.803	15.638	13.528	47.969
8	18.809	15.685	13.530	48.024
9	18.797	15.625	13.533	47.955
10	18.793	15.623	13.465	47.881
11	18.796	15.563	13.467	47.826
12	18.803	15.608	13.498	47.909
13	18.896	15.583	13.478	47.957
14	18.780	15.619	13.463	47.862
15	18.788	15.622	13.541	47.951

N°239 Arnaud, Hugo				
Laps	Sector 1	Sector 2	Sector 3	Lap Time
1	21.037	17.179	14.787	53.003
2	19.124	15.983	13.795	48.902
3	18.899	15.870	13.763	48.532
4	19.130	15.953	13.657	48.740
5	18.760	15.760	13.672	48.192
6	18.737	15.672	13.616	48.025
7	18.793	15.716	13.639	48.148
8	18.768	15.737	13.649	48.154
9	18.815	15.720	13.601	48.136
10	18.756	15.755	13.575	48.086
11	18.818	15.665	13.679	48.162
12	18.785	16.077	14.146	49.008
13	19.323	16.085	13.960	49.368
14	19.034	15.797	13.717	48.548
15	19.178	15.931	14.000	49.109

N°240 Gheno, Jacopo				
Laps	Sector 1	Sector 2	Sector 3	Lap Time
1	21.010	17.267	14.473	52.750
2	19.089	16.013	13.673	48.775
3	18.800	15.846	14.647	49.293
4	19.213	15.856	13.612	48.681
5	18.762	15.720	13.607	48.089

Laps	Sector 1	Sector 2	Sector 3	Lap Time
6	18.816	15.732	13.599	48.147
7	18.707	15.687	13.614	48.008
8	18.688	15.691	13.591	47.970
9	18.709	15.691	13.605	48.005
10	18.730	15.668	13.684	48.082
11	18.735	15.713	13.982	48.430
12	18.931	16.301	14.371	49.603
13	19.108	16.018	13.834	48.960
14	18.767	15.654	13.562	47.983
15	18.679	15.678	13.693	48.050

N°241 Kenneally, Finlay				
Laps	Sector 1	Sector 2	Sector 3	Lap Time
1	21.314	16.508	13.715	51.537
2	18.960	15.943	13.624	48.527
3	19.133	16.242	13.748	49.123
4	18.770	15.657	13.550	47.977
5	18.759	15.657	13.484	47.900
6	18.817	15.775	13.902	48.494
7	18.918	15.796	13.852	48.566
8	18.850	15.682	14.277	48.809
9	18.754	15.588	13.531	47.873
10	18.642	15.534	13.736	47.912
11	18.961	15.659	13.587	48.207
12	19.506	16.100	14.031	49.637
13	18.754	15.554	13.522	47.830
14	18.715	15.555	13.434	47.704
15	18.699	15.670	13.432	47.801

N°245 Di Cori, Alessandro				
Laps	Sector 1	Sector 2	Sector 3	Lap Time
1	21.224	17.109	14.742	53.075
2	19.324	16.072	13.891	49.287
3	19.035	15.769	13.777	48.581
4	19.015	15.936	14.656	49.607
5	18.894	15.794	13.807	48.495
6	19.009	15.799	13.778	48.586
7	18.894	15.820	13.782	48.496
8	18.963	15.810	13.762	48.535
9	18.982	15.768	13.805	48.555
10	19.013	15.756	13.748	48.517
11	18.988	15.752	13.737	48.477

22°WINTER CUP (ITA) 16-19/02/2017

Ficr Mantova

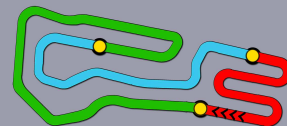
Apex Timing



Scan this QR Code for livetiming

Data processing and charts edit provided by:





OK

Super Heat 2 (SH2)

Analysis

For information purposes. No official / regulatory value

Laps	Sector 1	Sector 2	Sector 3	Lap Time
12	19.036	15.769	13.760	48.565
13	19.084	15.846	13.844	48.774
14	19.090	15.806	13.817	48.713
15	19.634	15.898	14.056	49.588

N°247 Varrone, Nicolas

Laps	Sector 1	Sector 2	Sector 3	Lap Time
1	20.778	17.306	14.834	52.918
2	19.124	16.373	14.317	49.814
3	19.172	16.248	14.001	49.421
4	18.858	15.737	14.160	48.755
5	18.958	15.776	13.767	48.501
6	18.906	15.674	13.805	48.385
7	18.886	15.660	13.791	48.337
8	18.880	15.665	13.839	48.384
9	18.903	15.732	13.745	48.380
10	18.956	15.693	13.733	48.382
11	19.083	15.722	13.791	48.596
12	18.941	15.700	13.771	48.412
13	19.085	15.715	14.314	49.114
14	19.060	15.693	13.822	48.575
15	19.011	15.794	14.176	48.981

N°255 Ferrari, Lorenzo

Laps	Sector 1	Sector 2	Sector 3	Lap Time
1	21.293	17.794	15.221	54.308
2	19.445	16.064	14.226	49.735
3	19.402	15.959	14.531	49.892
4	18.960	15.842	14.353	49.155
5	18.758	15.698	14.014	48.470
6	19.507	15.862	13.748	49.117
7	18.876	15.685	13.657	48.218
8	18.760	15.746	13.838	48.344
9	18.733	15.650	13.670	48.053
10	18.800	15.661	13.598	48.059
11	18.801	15.675	13.569	48.045
12	18.806	15.617	13.567	47.990
13	18.788	15.615	13.719	48.122
14	18.863	15.588	13.609	48.060
15	19.329	15.827	13.980	49.136

Laps	Sector 1	Sector 2	Sector 3	Lap Time
N°261 Vaskelis, Kaspar				
1	21.170	17.428	14.433	53.031
2	19.585	15.943	13.854	49.382
3	18.933	15.997	13.725	48.655
4	18.865	15.899	52.585	1:27.349
5	19.388	15.976	13.821	49.185

22°WINTER CUP (ITA) 16-19/02/2017

Ficr Mantova

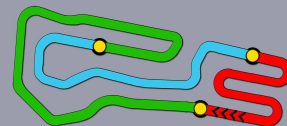
Apex Timing



Scan this QR Code for livetiming

Data processing and charts edit provided by:





OK

Super Heat 2 (SH2)
Starting Grid

Document 39.1 OFFICIAL

247	Varrone, Nicolas Tony Kart / Vortex / Bridgestone	91 Points	14	215	Fritsch, Valentino Tony Kart / Vortex / Bridgestone	92 Points
207	Lobanenko, Artem Tony Kart / Vortex / Bridgestone	89 Points	13	259	Schettino, Mario Tony Kart / Parilla / Bridgestone	98 Points
255	Ferrari, Lorenzo Exprit / Tm / Bridgestone	83 Points	12	222	Munding, Wodan Erik Kali Kart / Parilla / Bridgestone	92 Points
206	Von Allmen, Pascal Sodi / Tm / Bridgestone	87 Points	11	261	Vaskelis, Kaspar Exprit / Tm / Bridgestone	86 Points
231	Weibel, Samuel Exprit / Vortex / Bridgestone	78 Points	10	239	Arnaud, Hugo Zanardi / Parilla / Bridgestone	72 Points
245	Di Cori, Alessandro Crg / Parilla / Bridgestone	77 Points	9	235	Taoufik, Sami Fa Alonso / Vortex / Bridgestone	61 Points
224	Meyer, Kilian Crg / Parilla / Bridgestone	60 Points	8	230	Alatalo, William Crg / Parilla / Bridgestone	59 Points
226	Bradshaw, Callum Crg / Parilla / Bridgestone	60 Points	7	240	Gheno, Jacopo Zanardi / Parilla / Bridgestone	54 Points
205	Rosina, Michael Crg / Parilla / Bridgestone	51 Points	6	241	Kenneally, Finlay Energy / Vortex / Bridgestone	41 Points
203	Shvetsov, Ivan Tony Kart / Vortex / Bridgestone	44 Points	5	221	Alvarez, Sebastian Exprit / Vortex / Bridgestone	52 Points
211	Milell, Noah Kosmic / Vortex / Bridgestone	31 Points	4	218	Schumacher, David Tony Kart / Vortex / Bridgestone	48 Points
214	Jewiss, Kiern Exprit / Vortex / Bridgestone	29 Points	3	229	Petecof, Gianluca Tony Kart / Vortex / Bridgestone	43 Points
201	Hiltbrand, Pedro Tony Kart / Vortex / Bridgestone	14 Points	2	210	Basz, Karol Kosmic / Vortex / Bridgestone	14 Points
227	Vidales, David Tony Kart / Vortex / Bridgestone	33 Points	1	237	Travisanutto, Lorenzo Zanardi / Parilla / Bridgestone	4 Points

POLE POSITION



Start : 19/02 - 12:30 15 Laps = 18,000 Km

22°WINTER CUP (ITA) 16-19/02/2017

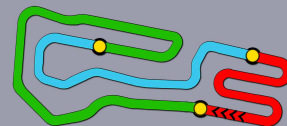
Ficr Mantova

Apex Timing

Data processing and charts edit provided by:



Scan this QR Code for livetiming



OK

Super Heat 1 (SH1)

Document 42.1 OFFICIAL

Rnk	N°	Entrant	Nat E. Driver	Nat D. Material	Time	Laps	Best Lap	Gap	Interv.	Sector 1	Sector 2	Sector 3	Penalty	Points
1	223	Crg Spa	Hauger, Dennis	Crg / Parilla / Bridgestone	12:03.412	15	47.610			18.689	15.550	13.371		0
2	238	Chiesa Corse	Eteki, Adam	Zanardi / Parilla / Bridgestone	12:04.801	15	47.698	1.389	1.389	18.639	15.580	13.479		2
3	212	Kosmic Racing Team	Pourchaire, Theo	Kosmic / Vortex / Bridgestone	12:04.892	15	47.658	1.480	0.091	18.673	15.542	13.443		3
4	257	Birel Art Racing	Lindh, Rasmus	Ricciardo Kart / Tm / Bridgestone	12:05.333	15	47.601	1.921	0.441	18.649	15.519	13.433		4
5	228	Tony Kart Racing Team	Novalak, Clement	Tony Kart / Vortex / Bridgestone	12:06.102	15	47.783	2.690	0.769	18.708	15.570	13.505		5
6	252	Ksm Schumacher Racing Team	Tonteri, Paavo	Tony Kart / Vortex / Bridgestone	12:06.598	15	47.654	3.186	0.496	18.697	15.528	13.429		6
7	246	Birel Art Racing	Collet, Caio	Birel Art / Tm / Bridgestone	12:07.541	15	47.802	4.129	0.943	18.678	15.605	13.519		7
8	232	Energy Corse Srl	Nouet, Theo	Energy / Parilla / Bridgestone	12:11.285	15	47.867	7.873	3.744	18.736	15.661	13.470		8
9	254	Ward Racing	Dzitiev, Yuriy	Tony Kart / Vortex / Bridgestone	12:13.194	15	47.991	9.782	1.909	18.799	15.634	13.558		9
10	251	Komarov Igor	Sitnikov, Nikita	Tony Kart / Tm / Bridgestone	12:13.252	15	47.676	9.840	0.058	18.686	15.534	13.456		10
11	242	Baby Race	Morricone, Edoardo	Tony Kart / Vortex / Bridgestone	12:14.770	15	47.872	11.358	1.518	18.695	15.626	13.551		11
12	204	Ward Racing	Rozenfeld, David	Tony Kart / Vortex / Bridgestone	12:16.435	15	47.935	13.023	1.665	18.772	15.649	13.514		12
13	213	Kosmic Racing Team	Vebster, Daniel	Kosmic / Vortex / Bridgestone	12:07.805	15	47.732	14.393	1.370	18.729	15.548	13.455	+10.000	13
14	249	Birel Art Racing	Matthews, Jace	Ricciardo Kart / Tm / Bridgestone	12:17.869	15	47.767	14.457	0.064	18.601	15.539	13.627		14
15	216	Kosmic Racing Team	Hicham, Mazou	Kosmic / Vortex / Bridgestone	12:08.439	15	47.815	15.027	0.570	18.692	15.708	13.415	+10.000	15
16	209	Rl-Competition	Binder, Rene	Crg / Parilla / Bridgestone	12:19.692	15	47.915	16.280	1.253	18.748	15.600	13.567		16
17	253	Ward Racing	Persson, Sebastian	Tony Kart / Vortex / Bridgestone	12:21.175	15	47.876	17.763	1.483	18.696	15.619	13.561		17
18	233	Energy Corse Srl	Goldschmied, Dominik	Energy / Vortex / Bridgestone	12:21.298	15	48.185	17.886	0.123	18.889	15.714	13.582		18
19	256	Armellini Andrea	Armellini, Andrea	Tony Kart / Vortex / Bridgestone	12:21.404	15	48.066	17.992	0.106	18.790	15.681	13.595		19
20	260	X-Rei Motorsport	Eichenberger, Tara	Exprit / Vortex / Bridgestone	12:21.685	15	47.943	18.273	0.281	18.751	15.614	13.578		20
21	248	Baby Race	Moretti, Marzio	Tony Kart / Vortex / Bridgestone	12:21.855	15	47.998	18.443	0.170	18.692	15.623	13.683		21
22	220	Af Competition	Jensen, Daniel	Fa / Vortex / Bridgestone	12:27.108	15	48.745	23.696	5.253	19.103	15.904	13.738		22
23	234	Ricky Flynn Motorsport	Kruetten, Niklas	Fa Alonso / Vortex / Bridgestone	12:18.664	15	47.863	25.252	1.556	18.734	15.541	13.588	+10.000	23
24	243	Ksm Schumacher Racing Team	Owega, Jusuf	Tony Kart / Vortex / Bridgestone	12:43.275	15	47.873	39.863	14.611	18.820	15.660	13.393		24
25	250	Keijzer Racing	Van Berlo, Glenn	Crg / Parilla / Bridgestone	6:40.597	8	48.027	7 Laps	7 Laps	18.856	15.658	13.513		25
26	258	Ward Racing	Blomqvist, Isac	Tony Kart / Vortex / Bridgestone	4:56.783	6	48.051	9 Laps	2 Laps	18.795	15.598	13.658		26
27	202	Af Competition	Gerner, Carl-Anton	Fa / Vortex / Bridgestone	3:27.038	4	49.217	11 Laps	2 Laps	19.262	15.766	14.189		27
28	236	R&R Racing Team	Filip Ioan, Ugran	Tony Kart / Tm / Bridgestone		0		15 Laps	4 Laps					28

N°213 Vebster, Daniel : Time penalty of 10". According to steward's decision n°125

N°216 Hicham, Mazou : Time penalty of 10". According to steward's decision n°126

N°234 Kruetten, Niklas : Time penalty of 10". According to steward's decision n°127

Not Classified

219	Chupinin Anton	Simonov, Mikhail	Tony Kart / Vortex / Bridgestone					DNS						30
-----	----------------	------------------	----------------------------------	--	--	--	--	------------	--	--	--	--	--	----

Leaders : N°212 Pourchaire, Theo (1-8) / N°223 Hauger, Dennis (9-15)

Start Time : 19/02 - 12:11:53

Best Lap : N°257 Lindh, Rasmus 47.601 90,75 Kph

Weather : Sunny Air : 1°C Track : Dry

Event Record : N°212 Pourchaire, Theo 47.343 91,24 Kph

22°WINTER CUP (ITA) 16-19/02/2017

Ficr Mantova

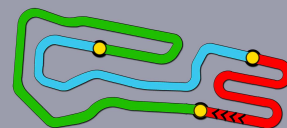
Apex Timing



Scan this QR Code for livetiming

Data processing and charts edit provided by:





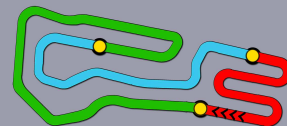
OK

Super Heat 1 (SH1) Lap Chart

For information purposes. No official / regulatory value

	1	2	3	4	5	6	7	8	9	10	11	12	13	14	15	16	17	18	19	20	21	22	23	24	25	26	27	28	29
Grid	212	223	238	213	246	257	258	232	228	252	216	251	254	248	204	250	242	243	234	209	202	219	260	233	256	249	220	236	253
Start	212	223	238	246	258	228	213	216	257	232	254	252	251	204	242	248	250	234	243	202	209	260	233	249	256	220	253		
Lap 1 Interval	212	238	223	228	246	216	213	258	252	257	254	232	251	248	250	242	204	243	234	202	233	209	220	253	249	256	260	260	260
Lap 2	212	238	223	228	246	216	258	257	252	213	254	232	251	250	248	242	204	234	233	243	202	209	220	253	249	256	260	260	260
Lap 3	212	238	223	228	246	216	258	257	252	213	254	232	250	251	248	242	234	233	204	243	209	202	220	249	253	256	260	260	260
Lap 4	212	223	238	228	246	216	257	258	252	213	254	232	250	251	248	242	234	233	204	243	202	209	220	249	253	256	260	260	260
Lap 5	212	223	238	228	246	216	257	258	252	213	254	232	250	251	248	242	234	204	233	209	249	220	253	256	260	243	260	260	260
Lap 6	212	223	238	246	228	216	257	252	258	213	254	232	250	248	251	242	234	204	233	209	249	220	256	253	260	243	260	260	260
Lap 7	212	223	238	246	228	257	216	252	213	254	232	251	242	204	250	233	234	209	249	248	256	220	253	260	243	260	260	260	260
Lap 8	212	223	238	246	228	257	216	252	213	254	232	251	242	204	250	233	234	249	209	256	253	248	260	220	243	260	260	260	260
Lap 9	223	238	212	228	246	257	252	216	213	232	254	251	242	204	233	249	234	209	256	253	248	260	220	243	260	260	260	260	260
Lap 10	223	238	212	228	257	246	252	216	213	232	254	251	242	204	233	249	234	209	256	253	248	260	220	243	260	260	260	260	260
Lap 11	223	238	212	257	228	246	252	213	216	232	254	251	242	204	233	249	234	209	256	253	248	260	220	243	260	260	260	260	260
Lap 12	223	238	212	257	228	252	246	213	216	232	254	251	242	204	249	233	234	209	256	253	248	260	220	243	260	260	260	260	260
Lap 13	223	238	212	257	228	252	246	213	216	232	254	251	242	204	249	234	209	233	253	256	248	260	220	243	260	260	260	260	260
Lap 14	223	238	212	257	228	252	246	213	216	232	254	251	242	204	249	234	209	233	253	256	248	260	220	243	260	260	260	260	260
Lap 15	223	238	212	257	228	252	246	213	216	232	254	251	242	204	249	234	209	253	233	256	248	260	220	243	260	260	260	260	260





OK

Super Heat 1 (SH1) Analysis

For information purposes. No official / regulatory value

Laps	Sector 1	Sector 2	Sector 3	Lap Time
N°202 Gerner, Carl-Anton				
1	22.084	17.651	14.953	54.688
2	19.625	16.229	14.557	50.411
3	19.138	15.874	14.382	49.394
4	19.262	15.766	14.189	49.217

Laps	Sector 1	Sector 2	Sector 3	Lap Time
N°204 Rozenfeld, David				
1	22.156	17.821	14.761	54.738
2	19.277	16.149	14.362	49.788
3	19.771	16.081	14.252	50.104
4	19.003	15.976	14.529	49.508
5	19.216	15.861	13.647	48.724
6	18.777	15.623	13.571	47.971
7	18.737	16.163	13.800	48.700
8	18.800	15.648	13.547	47.995
9	18.751	15.644	13.567	47.962
10	18.788	15.661	13.569	48.018
11	18.743	15.644	13.595	47.982
12	18.772	15.649	13.514	47.935
13	18.776	15.643	13.625	48.044
14	18.795	15.694	13.688	48.177
15	18.805	15.700	13.569	48.074

Laps	Sector 1	Sector 2	Sector 3	Lap Time
N°209 Binder, Rene				
1	22.150	17.900	14.962	55.012
2	19.495	16.394	14.389	50.278
3	19.089	15.963	14.048	49.100
4	19.512	15.933	14.025	49.470
5	19.446	15.943	13.723	49.112
6	18.794	15.743	13.595	48.132
7	18.910	15.845	13.978	48.733
8	19.498	15.898	13.882	49.278
9	18.995	15.872	13.707	48.574
10	18.886	15.653	13.519	48.058
11	18.810	15.650	13.535	47.995
12	18.839	15.628	13.506	47.973
13	18.873	15.706	13.957	48.536
14	18.748	15.600	13.567	47.915
15	18.916	15.668	13.596	48.180

Laps	Sector 1	Sector 2	Sector 3	Lap Time
N°212 Pourchaire, Theo				
1	20.576	16.152	13.873	50.601
2	19.063	15.828	13.661	48.552
3	18.954	15.729	13.605	48.288
4	18.835	15.690	13.557	48.082
5	18.803	15.641	13.571	48.015
6	18.719	15.628	13.588	47.935
7	18.826	15.619	13.503	47.948
8	18.810	15.618	13.536	47.964
9	18.778	15.626	14.461	48.865
10	18.786	15.685	13.530	48.001
11	18.736	15.576	13.471	47.783
12	18.764	15.652	13.520	47.936
13	18.752	15.552	13.473	47.777
14	18.673	15.542	13.443	47.658
15	18.679	15.556	13.741	47.976

Laps	Sector 1	Sector 2	Sector 3	Lap Time
N°213 Vebster, Daniel				
1	21.103	16.298	14.274	51.675
2	19.863	16.078	14.295	50.236
3	19.014	15.728	13.645	48.387
4	18.792	15.708	13.535	48.035
5	18.730	15.622	13.542	47.894
6	18.840	15.852	13.607	48.299
7	18.884	15.624	13.490	47.998
8	18.721	15.620	13.523	47.864
9	18.753	15.536	13.564	47.853
10	18.837	15.631	13.576	48.044
11	18.916	15.600	13.497	48.013
12	18.729	15.548	13.455	47.732
13	18.716	15.588	13.469	47.773
14	18.721	15.590	13.498	47.809
15	18.748	15.624	13.541	47.913

Laps	Sector 1	Sector 2	Sector 3	Lap Time
N°216 Hicham, Mazou				
1	20.636	16.354	14.476	51.466
2	19.124	15.931	13.748	48.803
3	18.910	15.829	13.595	48.334
4	18.933	15.716	13.579	48.228
5	18.857	15.688	13.553	48.098

Laps	Sector 1	Sector 2	Sector 3	Lap Time
6	18.651	15.680	13.543	47.874
7	18.753	15.744	13.953	48.450
8	18.864	15.673	13.573	48.110
9	18.782	15.695	14.101	48.578
10	18.785	15.719	13.564	48.068
11	19.210	15.760	13.483	48.453
12	18.790	15.605	13.569	47.964
13	18.785	15.589	13.462	47.836
14	18.692	15.708	13.415	47.815
15	18.767	15.697	13.552	48.016

Laps	Sector 1	Sector 2	Sector 3	Lap Time
N°220 Jensen, Daniel				
1	22.027	17.992	15.139	55.158
2	19.845	16.196	14.075	50.116
3	19.198	15.975	13.959	49.132
4	19.173	15.953	13.816	48.942
5	19.316	16.261	13.845	49.422
6	19.133	15.843	13.809	48.785
7	19.126	15.934	14.654	49.714
8	19.434	16.005	14.361	49.800
9	19.127	15.861	13.855	48.843
10	19.191	15.898	13.774	48.863
11	19.103	15.904	13.738	48.745
12	19.177	15.877	13.789	48.843
13	19.092	15.955	13.811	48.858
14	19.241	15.838	13.756	48.835
15	19.115	15.858	13.821	48.794

Laps	Sector 1	Sector 2	Sector 3	Lap Time
N°223 Hauger, Dennis				
1	20.760	16.340	13.959	51.059
2	19.106	15.870	13.632	48.608
3	18.839	15.692	13.564	48.095
4	18.866	15.687	13.505	48.058
5	18.716	15.612	13.502	47.830
6	18.792	15.620	13.539	47.951
7	18.793	15.690	13.480	47.963
8	18.732	15.636	13.548	47.916
9	18.730	15.647	13.957	48.334
10	18.675	15.648	13.407	47.730
11	18.649	15.566	13.456	47.671

22°WINTER CUP (ITA) 16-19/02/2017

Ficr Mantova

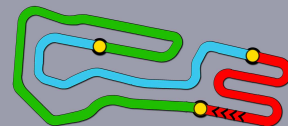
Apex Timing



Scan this QR Code for livetiming

Data processing and charts edit provided by:





OK

Super Heat 1 (SH1)

Analysis

For information purposes. No official / regulatory value

Laps	Sector 1	Sector 2	Sector 3	Lap Time
12	18.678	15.639	13.393	47.710
13	18.689	15.550	13.371	47.610
14	18.673	15.547	13.412	47.632
15	18.662	15.588	13.387	47.637

N°228 Novalak, Clement				
Laps	Sector 1	Sector 2	Sector 3	Lap Time
1	20.594	16.306	14.208	51.108
2	19.102	15.867	13.693	48.662
3	18.867	15.687	13.623	48.177
4	18.845	15.722	13.681	48.248
5	18.765	15.620	13.566	47.951
6	18.776	15.672	13.946	48.394
7	18.799	15.662	13.588	48.049
8	18.788	15.645	13.538	47.971
9	18.763	15.589	13.741	48.093
10	18.728	15.618	13.511	47.857
11	18.702	15.609	13.790	48.101
12	18.777	15.571	13.520	47.868
13	18.764	15.582	13.477	47.823
14	18.741	15.581	13.558	47.880
15	18.708	15.570	13.505	47.783

N°232 Nouet, Theo				
Laps	Sector 1	Sector 2	Sector 3	Lap Time
1	21.868	16.846	14.503	53.217
2	19.517	16.566	14.364	50.447
3	19.224	15.894	13.727	48.845
4	18.912	15.764	13.699	48.375
5	18.878	15.632	13.535	48.045
6	18.780	15.641	13.613	48.034
7	18.861	15.684	13.621	48.166
8	18.764	15.674	13.613	48.051
9	18.993	15.602	13.528	48.123
10	18.771	15.615	13.576	47.962
11	18.770	15.625	13.500	47.895
12	18.777	15.641	13.464	47.882
13	18.797	15.614	13.521	47.932
14	18.781	15.665	13.541	47.987
15	18.736	15.661	13.470	47.867

Laps	Sector 1	Sector 2	Sector 3	Lap Time
N°233 Goldschmied, Dominik				
1	21.982	17.592	14.908	54.482
2	19.402	16.045	13.952	49.399
3	19.271	15.917	14.003	49.191
4	19.409	15.997	14.707	50.113
5	19.098	15.795	13.975	48.868
6	18.889	15.714	13.582	48.185
7	18.800	16.209	13.828	48.837
8	18.940	15.784	13.633	48.357
9	18.863	15.793	13.622	48.278
10	18.855	15.754	13.585	48.194
11	18.858	15.788	13.639	48.285
12	18.922	15.790	14.004	48.716
13	18.855	15.829	14.470	49.154
14	19.156	15.811	13.679	48.646
15	18.939	15.820	14.237	48.996

N°234 Kruetten, Niklas				
Laps	Sector 1	Sector 2	Sector 3	Lap Time
1	22.281	17.580	14.814	54.675
2	19.279	16.103	14.300	49.682
3	19.255	15.822	14.132	49.209
4	19.470	15.927	14.664	50.061
5	18.848	15.704	13.659	48.211
6	18.709	15.639	13.608	47.956
7	19.080	16.959	14.207	50.246
8	19.297	15.702	14.217	49.216
9	19.049	15.756	13.647	48.452
10	18.748	15.595	13.536	47.879
11	18.757	15.555	13.586	47.898
12	18.693	15.641	13.898	48.232
13	18.826	15.723	13.633	48.182
14	18.738	15.591	13.546	47.875
15	18.734	15.541	13.588	47.863

N°238 Eteki, Adam				
Laps	Sector 1	Sector 2	Sector 3	Lap Time
1	20.624	16.222	13.792	50.638
2	19.109	15.848	13.731	48.688
3	18.881	15.726	13.629	48.236
4	18.870	15.641	14.028	48.539
5	18.759	15.622	13.566	47.947

Laps	Sector 1	Sector 2	Sector 3	Lap Time
6	18.686	15.647	13.580	47.913
7	18.774	15.627	13.584	47.985
8	18.691	15.612	13.584	47.887
9	18.737	15.639	13.759	48.135
10	18.742	15.663	13.503	47.908
11	18.688	15.566	13.550	47.804
12	18.815	15.640	13.509	47.964
13	18.664	15.583	13.505	47.752
14	18.639	15.580	13.479	47.698
15	18.637	15.602	13.851	48.090

N°242 Morricone, Edoardo				
Laps	Sector 1	Sector 2	Sector 3	Lap Time
1	22.285	17.015	14.680	53.980
2	19.325	16.390	14.502	50.217
3	19.091	16.048	14.326	49.465
4	19.305	15.985	13.856	49.146
5	18.824	15.701	13.782	48.307
6	18.689	15.729	13.698	48.116
7	19.730	15.804	13.656	49.190
8	18.750	15.710	13.593	48.053
9	18.694	15.634	13.603	47.931
10	18.671	15.620	13.625	47.916
11	18.705	15.646	13.602	47.953
12	18.721	15.624	13.617	47.962
13	18.709	15.634	13.607	47.950
14	18.741	15.608	13.526	47.875
15	18.695	15.626	13.551	47.872

N°243 Owega, Jusuf				
Laps	Sector 1	Sector 2	Sector 3	Lap Time
1	22.074	17.559	14.727	54.360
2	20.253	16.202	14.123	50.578
3	19.087	15.950	14.402	49.439
4	18.984	15.964	14.433	49.381
5	19.630	38.904	14.581	1:13.115
6	19.484	16.138	14.125	49.747
7	19.098	15.847	13.729	48.674
8	18.961	15.823	13.662	48.446
9	18.874	15.749	13.598	48.221
10	18.894	15.703	13.536	48.133
11	18.838	15.637	13.527	48.002

22°WINTER CUP (ITA) 16-19/02/2017

Ficr Mantova

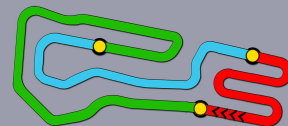
Apex Timing



Scan this QR Code for livetiming

Data processing and charts edit provided by:





OK

Super Heat 1 (SH1)

Analysis

For information purposes. No official / regulatory value

Laps	Sector 1	Sector 2	Sector 3	Lap Time
12	18.845	15.629	13.429	47.903
13	18.820	15.660	13.393	47.873
14	18.821	15.823	13.576	48.220
15	18.811	15.656	13.560	48.027

N°246 Collet, Caio				
Laps	Sector 1	Sector 2	Sector 3	Lap Time
1	20.724	16.321	14.539	51.584
2	19.084	15.908	13.731	48.723
3	18.878	15.726	13.649	48.253
4	18.821	15.705	13.599	48.125
5	18.794	15.686	13.534	48.014
6	18.742	15.620	13.559	47.921
7	18.739	15.682	13.582	48.003
8	18.763	15.656	13.540	47.959
9	18.800	15.643	14.234	48.677
10	18.986	15.701	13.564	48.251
11	18.748	15.613	13.530	47.891
12	19.327	15.685	13.571	48.583
13	18.678	15.605	13.519	47.802
14	18.726	15.582	13.572	47.880
15	18.770	15.623	13.607	48.000

N°248 Moretti, Marzio				
Laps	Sector 1	Sector 2	Sector 3	Lap Time
1	21.847	17.001	14.511	53.359
2	19.155	16.816	14.740	50.711
3	19.046	15.917	14.399	49.362
4	19.449	15.791	13.684	48.924
5	18.795	15.612	13.610	48.017
6	18.715	15.657	14.030	48.402
7	20.310	18.660	14.482	53.452
8	19.479	15.853	14.107	49.439
9	19.002	15.766	13.689	48.457
10	18.772	15.650	13.661	48.083
11	18.699	15.674	13.674	48.047
12	18.692	15.623	13.683	47.998
13	18.759	15.645	13.729	48.133
14	18.793	15.692	13.830	48.315
15	18.714	15.654	13.940	48.308

N°249 Matthews, Jace				
Laps	Sector 1	Sector 2	Sector 3	Lap Time
1	22.256	17.940	15.852	56.048
2	19.605	16.916	14.084	50.605
3	19.004	15.792	13.958	48.754
4	18.898	15.807	13.910	48.615
5	18.945	16.031	13.749	48.725
6	18.842	15.663	13.668	48.173
7	18.831	15.882	13.820	48.533
8	19.234	15.702	14.107	49.043
9	18.892	15.645	13.614	48.151
10	18.588	15.600	13.640	47.828
11	18.601	15.539	13.627	47.767
12	18.854	15.744	13.742	48.340
13	18.700	15.631	13.543	47.874
14	18.621	15.673	13.476	47.770
15	18.637	15.653	13.498	47.788

N°250 Van Berlo, Glenn				
Laps	Sector 1	Sector 2	Sector 3	Lap Time
1	21.988	16.808	14.535	53.331
2	19.152	16.438	14.720	50.310
3	18.905	16.179	14.396	49.480
4	18.982	15.882	13.688	48.552
5	18.751	15.694	13.605	48.050
6	18.696	15.696	14.453	48.845
7	20.450	16.345	14.206	51.001
8	18.856	15.658	13.513	48.027

N°251 Sitnikov, Nikita				
Laps	Sector 1	Sector 2	Sector 3	Lap Time
1	21.995	16.784	14.296	53.075
2	19.403	16.585	14.648	50.636
3	19.110	16.223	14.550	49.883
4	19.400	15.688	13.706	48.794
5	18.729	15.628	13.583	47.940
6	18.697	15.599	14.431	48.727
7	19.438	15.728	13.640	48.806
8	18.696	15.620	13.525	47.841
9	18.676	15.612	13.557	47.845
10	18.654	15.548	13.548	47.750
11	18.676	15.533	13.475	47.684
12	18.686	15.534	13.456	47.676

Laps	Sector 1	Sector 2	Sector 3	Lap Time
13	18.632	15.552	13.534	47.718
14	18.605	15.582	13.533	47.720
15	18.694	15.666	14.194	48.554

N°252 Tonteri, Paavo				
Laps	Sector 1	Sector 2	Sector 3	Lap Time
1	21.300	16.544	13.934	51.778
2	19.283	15.966	14.524	49.773
3	18.845	15.699	13.602	48.146
4	18.755	15.657	13.552	47.964
5	18.778	15.692	13.545	48.015
6	18.893	15.595	13.571	48.059
7	18.643	15.631	13.557	47.831
8	18.771	15.578	13.505	47.854
9	18.784	15.601	13.624	48.009
10	18.760	15.554	13.447	47.761
11	18.646	15.568	13.541	47.755
12	18.967	15.584	13.474	48.025
13	18.733	15.559	13.443	47.735
14	18.697	15.528	13.429	47.654
15	18.707	15.547	13.464	47.718

N°253 Persson, Sebastian				
Laps	Sector 1	Sector 2	Sector 3	Lap Time
1	21.238	17.840	15.480	54.558
2	19.887	16.540	14.195	50.622
3	19.034	16.008	14.258	49.300
4	19.070	15.787	13.825	48.682
5	18.953	16.236	14.041	49.230
6	18.997	15.850	14.174	49.021
7	18.849	15.978	14.372	49.199
8	19.265	15.752	13.835	48.852
9	18.752	15.704	13.633	48.089
10	18.696	15.619	13.561	47.876
11	18.718	15.670	13.569	47.957
12	18.717	15.805	13.503	48.025
13	18.728	15.750	13.953	48.431
14	18.782	15.586	13.549	47.917
15	18.752	15.710	13.977	48.439

N°254 Dzitiev, Yuriy				
Laps	Sector 1	Sector 2	Sector 3	Lap Time
1	21.246	17.255	14.436	52.937
2	19.657	16.479	14.412	50.548

22°WINTER CUP (ITA) 16-19/02/2017

Ficr Mantova

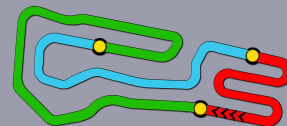
Apex Timing



Scan this QR Code for livetiming

Data processing and charts edit provided by:





OK

Super Heat 1 (SH1)

Analysis

For information purposes. No official / regulatory value

Laps	Sector 1	Sector 2	Sector 3	Lap Time
3	19.006	15.896	13.722	48.624
4	18.893	15.808	13.665	48.366
5	18.794	15.718	13.589	48.101
6	18.853	15.677	13.630	48.160
7	18.757	15.705	13.590	48.052
8	18.833	15.686	13.665	48.184
9	19.245	15.765	13.635	48.645
10	18.772	15.658	13.648	48.078
11	18.799	15.634	13.558	47.991
12	18.838	15.706	13.599	48.143
13	18.792	15.617	13.615	48.024
14	18.779	15.628	13.607	48.014
15	18.843	15.950	14.037	48.830

Laps	Sector 1	Sector 2	Sector 3	Lap Time
9	18.631	15.522	13.979	48.132
10	18.822	15.502	13.516	47.840
11	18.653	15.457	13.523	47.633
12	18.615	15.491	13.517	47.623
13	18.649	15.519	13.433	47.601
14	18.707	15.542	13.524	47.773
15	18.683	15.500	13.465	47.648

N°258 Blomqvist, Isac

1	21.432	16.371	14.232	52.035
2	19.300	15.909	13.712	48.921
3	18.876	15.728	13.736	48.340
4	18.836	15.644	14.174	48.654
5	18.795	15.598	13.658	48.051
6	19.167	15.641	13.914	48.722

N°256 Armellini, Andrea

1	22.020	17.945	16.264	56.229
2	19.579	16.497	14.474	50.550
3	19.205	15.847	13.806	48.858
4	19.091	15.934	13.822	48.847
5	18.872	16.330	13.948	49.150
6	19.150	15.754	13.762	48.666
7	18.851	16.017	14.113	48.981
8	19.078	15.776	13.614	48.468
9	18.869	15.720	13.635	48.224
10	18.790	15.681	13.595	48.066
11	18.810	15.730	13.608	48.148
12	18.852	15.682	13.576	48.110
13	18.842	15.728	14.216	48.786
14	18.883	15.659	13.588	48.130
15	18.804	15.648	13.841	48.293

N°260 Eichenberger, Tara

1	22.249	17.886	16.499	56.634
2	19.762	16.696	14.231	50.689
3	19.185	15.993	13.815	48.993
4	19.051	15.894	13.741	48.686
5	18.972	16.219	13.890	49.081
6	19.128	15.887	13.816	48.831
7	18.921	16.039	14.198	49.158
8	19.577	15.876	14.028	49.481
9	18.917	15.642	13.579	48.138
10	18.759	15.659	13.612	48.030
11	18.731	15.664	13.603	47.998
12	18.751	15.614	13.578	47.943
13	18.768	15.744	13.630	48.142
14	18.793	15.710	13.735	48.238
15	18.764	15.736	13.562	48.062

N°257 Lindh, Rasmus

1	21.612	16.694	13.907	52.213
2	19.114	15.990	14.004	49.108
3	18.734	15.706	13.660	48.100
4	18.689	15.607	13.717	48.013
5	18.770	15.605	13.553	47.928
6	18.586	15.728	13.567	47.881
7	18.685	15.509	13.594	47.788
8	18.689	15.555	13.462	47.706

22°WINTER CUP (ITA) 16-19/02/2017

Ficr Mantova

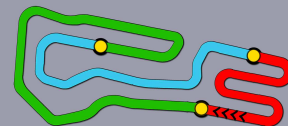
Apex Timing



Scan this QR Code for livetiming

Data processing and charts edit provided by:


































OK

Super Heat 1 (SH1)
Starting Grid

Document 38.1 OFFICIAL

				15	253 Persson, Sebastian Tony Kart / Vortex / Bridgestone	 96 Points
236 Filip Ioan, Ugran Tony Kart / Tm / Bridgestone	 101 Points	14	220 Jensen, Daniel Fa / Vortex / Bridgestone		 94 Points	
249 Matthews, Jace Ricciardo Kart / Tm / Bridgestone	 84 Points	13	256 Armellini, Andrea Tony Kart / Vortex / Bridgestone		 89 Points	
233 Goldschmied, Dominik Energy / Vortex / Bridgestone	 85 Points	12	260 Eichenberger, Tara Exprit / Vortex / Bridgestone		 86 Points	
219 Simonov, Mikhail Tony Kart / Vortex / Bridgestone	 94 Points	11	202 Gerner, Carl-Anton Fa / Vortex / Bridgestone		 89 Points	
209 Binder, Rene Crg / Parilla / Bridgestone	 77 Points	10	234 Kruetten, Niklas Fa Alonso / Vortex / Bridgestone		 80 Points	
243 Owega, Jusuf Tony Kart / Vortex / Bridgestone	 80 Points	9	242 Morricone, Edoardo Tony Kart / Vortex / Bridgestone		 65 Points	
250 Van Berlo, Glenn Crg / Parilla / Bridgestone	 76 Points	8	204 Rozenfeld, David Tony Kart / Vortex / Bridgestone		 62 Points	
248 Moretti, Marzio Tony Kart / Vortex / Bridgestone	 64 Points	7	254 Dzitiev, Yuriy Tony Kart / Vortex / Bridgestone		 49 Points	
251 Sitnikov, Nikita Tony Kart / Tm / Bridgestone	 46 Points	6	216 Hicham, Mazou Kosmic / Vortex / Bridgestone		 50 Points	
252 Tonteri, Paavo Tony Kart / Vortex / Bridgestone	 38 Points	5	228 Novalak, Clement Tony Kart / Vortex / Bridgestone		 34 Points	
232 Nouet, Theo Energy / Parilla / Bridgestone	 34 Points	4	258 Blomqvist, Isac Tony Kart / Vortex / Bridgestone		 51 Points	
257 Lindh, Rasmus Ricciardo Kart / Tm / Bridgestone	 25 Points	3	246 Collet, Caio Birel Art / Tm / Bridgestone		 22 Points	
213 Vebster, Daniel Kosmic / Vortex / Bridgestone	 25 Points	2	238 Eteki, Adam Zanardi / Parilla / Bridgestone		 12 Points	
223 Hauger, Dennis Crg / Parilla / Bridgestone	 6 Points	1	212 Pourchaire, Theo Kosmic / Vortex / Bridgestone		 6 Points	

POLE POSITION



Start : 19/02 - 12:10 15 Laps = 18,000 Km

22°WINTER CUP (ITA) 16-19/02/2017

Ficr Mantova

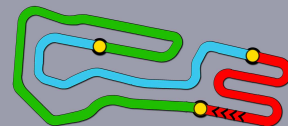
Apex Timing 



Scan this QR Code for livetiming

Data processing and charts edit provided by:





OK

Qualifying Heats (QH) Results

Document 37.1 OFFICIAL

Rnk	N°	Entrant	Nat E.	Driver	Nat D.	Qp	A-B	C-D	B-C	A-C	A-D	B-D	Points	Group
1	212	Kosmic Racing Team	ITA	Pourchaire, Theo	FRA	1	0	-	-	0	3	-	3	1
2	237	Chiesa Corse	GBR	Travisanutto, Lorenzo	ITA	4	-	4	-	-	0	0	4	2
3	223	Crg Spa	ITA	Hauger, Dennis	ITA	2	4	-	0	-	-	2	6	1
4	227	Tony Kart Racing Team	ITA	Vidales, David	ESP	3	-	0	2	5	-	-	7	2
5	238	Chiesa Corse	GBR	Eteki, Adam	FRA	6	3	-	4	-	-	3	10	1
6	210	Kosmic Racing Team	ITA	Basz, Karol	POL	7	-	2	3	6	-	-	11	2
7	213	Kosmic Racing Team	ITA	Vebster, Daniel	SWE	5	5	-	-	2	5	-	12	1
8	201	Tony Kart Racing Team	ITA	Hiltbrand, Pedro	ESP	15	-	3	5	4	-	-	12	2
9	246	Birel Art Racing	ITA	Collet, Caio	BRA	12	-	6	-	-	4	5	15	1
10	229	Tony Kart Racing Team	ITA	Petecof, Gianluca	BRA	8	-	10	-	-	2	4	16	2
11	257	Birel Art Racing	ITA	Lindh, Rasmus	SWE	10	8	-	7	-	-	6	21	1
12	214	Forza Racing	GBR	Jewiss, Kiern	GBR	25	6	-	-	7	9	-	22	2
13	258	Ward Racing	SWE	Blomqvist, Isac	SWE	9	16	-	-	3	6	-	25	1
14	218	Ksm Schumacher Racing Team	DEU	Schumacher, David	DEU	18	9	-	9	-	-	7	25	2
15	232	Energy Corse Srl	ITA	Nouet, Theo	FRA	16	-	9	-	-	7	10	26	1
16	211	Kosmic Racing Team	ITA	Milell, Noah	SWE	11	-	5	6	16	-	-	27	2
17	228	Tony Kart Racing Team	ITA	Novalak, Clement	GBR	21	2	-	-	19	8	-	29	1
18	221	Forza Racing	GBR	Alvarez, Sebastian	GBR	19	-	11	10	11	-	-	32	2
19	252	Ksm Schumacher Racing Team	DEU	Tonteri, Paavo	FIN	29	10	-	-	8	14	-	32	1
20	203	Ward Racing	SWE	Shvetsov, Ivan	RUS	36	-	13	-	-	13	8	34	2
21	216	Kosmic Racing Team	ITA	Hicham, Mazou	CHE	13	13	-	-	10	12	-	35	1
22	241	Energy Corse Srl	ITA	Kenneally, Finlay	GBR	14	11	-	8	-	-	16	35	2
23	251	Komarov Igor	RUS	Sitnikov, Nikita	RUS	23	-	7	20	9	-	-	36	1
24	205	Crg Spa	ITA	Rosina, Michael	ITA	26	12	-	11	-	-	15	38	2
25	254	Ward Racing	SWE	Dzitiev, Yuriy	RUS	39	-	15	13	12	-	-	40	1
26	240	Chiesa Corse	GBR	Gheno, Jacopo	ITA	22	17	-	17	-	-	9	43	2
27	248	Baby Race	ITA	Moretti, Marzio	ITA	51	-	12	16	15	-	-	43	1
28	226	Crg Spa	ITA	Bradshaw, Callum	GBR	24	-	8	-	-	10	26	44	2
29	204	Ward Racing	SWE	Rozenfeld, David	RUS	27	-	21	15	14	-	-	50	1
30	230	Crg Spa	ITA	Alatalo, William	FIN	30	26	-	14	-	-	11	51	2
31	250	Keijzer Racing	NLD	Van Berlo, Glenn	NLD	33	23	-	-	17	11	-	51	1
32	224	Crg Spa	ITA	Meyer, Kilian	ITA	34	14	-	25	-	-	12	51	2
33	242	Baby Race	ITA	Morriconi, Edoardo	ITA	40	-	19	-	-	15	20	54	1
34	235	Ricky Flynn Motorsport	GBR	Taufik, Sami	MAR	31	-	22	12	22	-	-	56	2
35	243	Ksm Schumacher Racing Team	DEU	Owega, Jusuf	DEU	35	-	17	26	13	-	-	56	1
36	245	Morsicani Racing	ITA	Di Cori, Alessandro	ITA	37	15	-	-	20	21	-	56	2
37	234	Ricky Flynn Motorsport	GBR	Kruetten, Niklas	DEU	17	7	-	-	23	27	-	57	1
38	239	Chiesa Corse	GBR	Arnaud, Hugo	FRA	42	24	-	22	-	-	14	60	2

22nd WINTER CUP (ITA) 16-19/02/2017

Ficr Mantova

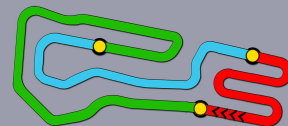
Apex Timing



Scan this QR Code for livetiming

Data processing and charts edit provided by:





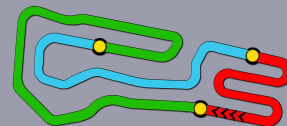
OK

Qualifying Heats (QH) Results

Document 37.1 OFFICIAL

Rnk	N°	Entrant	Nat E.	Driver	Nat D.	Q ^o	A-B	C-D	B-C	A-C	A-D	B-D	Points	Group
39	209	Rl-Competition		Binder, Rene		44	-	25	-	-	17	19	61	1
40	231	Exprit Kart Team		Weibel, Samuel		48	-	20	-	-	19	22	61	2
41	202	Af Competition		Gerner, Carl-Anton		28	-	23	-	-	26	13	62	1
42	261	Forza Racing		Vaskelis, Kaspar		53	28	-	-	18	16	-	62	2
43	219	Chupinin Anton		Simonov, Mikhail		32	-	16	-	-	31	17	64	1
44	206	Fun Racing Shop		Von Allmen, Pascal		46	19	-	28	-	-	18	65	2
45	260	X-Rei Motorsport		Eichenberger, Tara		47	-	27	18	21	-	-	66	1
46	222	Stern Motorsport		Munding, Wodan Erik		43	-	18	23	26	-	-	67	2
47	233	Energy Corse Srl		Goldschmied, Dominik		49	18	-	-	29	20	-	67	1
48	255	Fusion Motorsport		Ferrari, Lorenzo		41	20	-	-	25	24	-	69	2
49	256	Armellin Andrea		Armellin, Andrea		50	30	-	19	-	-	21	70	1
50	259	Schettino Mario		Schettino, Mario		54	25	-	21	-	-	24	70	2
51	249	Birel Art Racing		Matthews, Jace			-	14	-	-	25	31	70	1
52	207	Ward Racing		Lobanenko, Artem		38	21	-	27	-	-	23	71	2
53	220	Af Competition		Jensen, Daniel		55	-	24	24	24	-	-	72	1
54	215	Ksm Schumacher Racing Team		Fritsch, Valentino		52	-	28	-	-	18	27	73	2
55	236	R&R Racing Team		Filip Ioan, Ugran			22	-	-	28	23	-	73	1
56	247	Baby Race		Varrone, Nicolas		45	27	-	-	27	22	-	76	2
57	253	Ward Racing		Persson, Sebastian		20	-	26	-	-	28	25	79	1





OK

Qualifying Heat B-D

Document 36.1 OFFICIAL

Rnk	N°	Entrant	Nat E.	Driver	Nat D.	Material	Time	Laps	Best Lap	Gap	Interv.	Sector 1	Sector 2	Sector 3	Penalty	Points
1	237	Chiesa Corse	GBR	Trvisanutto, Lorenzo	ITA	Zanardi / Parilla / Bridgestone	10:29.557	13	47.940			17.823	14.587	15.530		0
2	223	Crg Spa	ITA	Hauger, Dennis	ITA	Crg / Parilla / Bridgestone	10:30.135	13	47.888	0.578	0.578	17.727	14.701	15.460		2
3	238	Chiesa Corse	GBR	Eteki, Adam	ITA	Zanardi / Parilla / Bridgestone	10:30.292	13	47.848	0.735	0.157	17.706	14.570	15.564		3
4	229	Tony Kart Racing Team	ITA	Petecof, Gianluca	ITA	Tony Kart / Vortex / Bridgestone	10:31.328	13	47.733	1.771	1.036	17.718	14.578	15.445		4
5	246	Birel Art Racing	ITA	Collet, Caio	BRA	Birel Art / Tm / Bridgestone	10:31.412	13	47.886	1.855	0.084	17.709	14.636	15.541		5
6	257	Birel Art Racing	ITA	Lindh, Rasmus	SWE	Ricciardo Kart / Tm / Bridgestone	10:32.325	13	47.982	2.768	0.913	17.730	14.650	15.602		6
7	218	Ksm Schumacher Racing Team	DEU	Schumacher, David	DEU	Tony Kart / Vortex / Bridgestone	10:33.165	13	48.032	3.608	0.840	17.811	14.646	15.575		7
8	203	Ward Racing	SWE	Shvetsov, Ivan	RUS	Tony Kart / Vortex / Bridgestone	10:34.102	13	47.944	4.545	0.937	17.855	14.596	15.493		8
9	240	Chiesa Corse	GBR	Gheno, Jacopo	ITA	Zanardi / Parilla / Bridgestone	10:34.503	13	48.103	4.946	0.401	17.826	14.693	15.584		9
10	232	Energy Corse Srl	ITA	Nouet, Theo	ITA	Energy / Parilla / Bridgestone	10:34.792	13	47.978	5.235	0.289	17.732	14.645	15.601		10
11	230	Crg Spa	ITA	Alatalo, William	FIN	Crg / Parilla / Bridgestone	10:35.508	13	48.011	5.951	0.716	17.764	14.735	15.512		11
12	224	Crg Spa	ITA	Meyer, Kilian	ITA	Crg / Parilla / Bridgestone	10:35.849	13	48.038	6.292	0.341	17.808	14.690	15.540		12
13	202	Af Competition	DNK	Gerner, Carl-Anton	DNK	Fa / Vortex / Bridgestone	10:36.868	13	48.116	7.311	1.019	17.853	14.681	15.582		13
14	239	Chiesa Corse	GBR	Arnaud, Hugo	ITA	Zanardi / Parilla / Bridgestone	10:40.910	13	48.238	11.353	4.042	17.840	14.809	15.589		14
15	205	Crg Spa	ITA	Rosina, Michael	ITA	Crg / Parilla / Bridgestone	10:41.071	13	48.018	11.514	0.161	17.816	14.728	15.474		15
16	241	Energy Corse Srl	ITA	Kenneally, Finlay	GBR	Energy / Vortex / Bridgestone	10:32.389	13	47.730	12.832	1.318	17.686	14.620	15.424	+10.000	16
17	219	Chupinin Anton	RUS	Simonov, Mikhail	RUS	Tony Kart / Vortex / Bridgestone	10:43.373	13	48.141	13.816	0.984	17.747	14.725	15.669		17
18	206	Fun Racing Shop	CHE	Von Allmen, Pascal	CHE	Sodi / Tm / Bridgestone	10:43.809	13	48.273	14.252	0.436	17.876	14.794	15.603		18
19	209	RI-Competition	DEU	Binder, Rene	DEU	Crg / Parilla / Bridgestone	10:44.124	13	48.273	14.567	0.315	17.828	14.739	15.706		19
20	242	Baby Race	ITA	Morricone, Edoardo	ITA	Tony Kart / Vortex / Bridgestone	10:44.304	13	48.163	14.747	0.180	17.810	14.762	15.591		20
21	256	Armellini Andrea	ITA	Armellini, Andrea	ITA	Tony Kart / Vortex / Bridgestone	10:45.603	13	48.217	16.046	1.299	17.875	14.678	15.664		21
22	231	Exprit Kart Team	CHE	Weibel, Samuel	CHE	Exprit / Vortex / Bridgestone	10:49.836	13	48.479	20.279	4.233	17.948	14.723	15.808		22
23	207	Ward Racing	SWE	Lobanenko, Artem	RUS	Tony Kart / Vortex / Bridgestone	10:44.874	13	48.013	25.317	5.038	17.771	14.694	15.548	+10.000	23
24	259	Schettino Mario	ITA	Schettino, Mario	ITA	Tony Kart / Parilla / Bridgestone	5:06.037	6	48.984	7 Laps	7 Laps	18.064	14.986	15.934		24
25	253	Ward Racing	SWE	Persson, Sebastian	SWE	Tony Kart / Vortex / Bridgestone	2.527	0		13 Laps	6 Laps					25
26	226	Crg Spa	ITA	Bradshaw, Callum	GBR	Crg / Parilla / Bridgestone	2.657	0		13 Laps	0.130					26
27	215	Ksm Schumacher Racing Team	DEU	Fritsch, Valentino	DEU	Tony Kart / Vortex / Bridgestone	4.003	0		13 Laps	1.346					27

N°241 Kenneally, Finlay : Time penalty of 10". According to steward's decision n° 99

N°207 Lobanenko, Artem : Time penalty of 10". According to steward's decision n° 101

Not Classified

249	Birel Art Racing	ITA	Matthews, Jace	AUS	Ricciardo Kart / Tm / Bridgestone	10:43.449		47.868	Excluded			17.634	14.577	15.657		31
-----	------------------	-----	----------------	-----	-----------------------------------	-----------	--	--------	----------	--	--	--------	--------	--------	--	----

N°249 Matthews, Jace : Excluded from manche. According to steward's decision n° 100

Leaders : N°223 Hauger, Dennis (1-12) / N°237 Trvisanutto, Lorenzo (13-13)

Start Time : 18/02 - 16:04:26

Best Lap : N°241 Kenneally, Finlay 47.730 90,50 Kph

Weather : Sunny Air : 13°C Track : Dry

Event Record : N°212 Pourchaire, Theo 47.343 91,24 Kph

22°WINTER CUP (ITA) 16-19/02/2017

Ficr Mantova

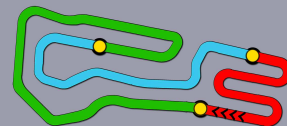
Apex Timing



Scan this QR Code for livetiming

Data processing and charts edit provided by:





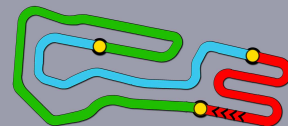
OK

Qualifying Heat B-D Lap Chart

For information purposes. No official / regulatory value

	1	2	3	4	5	6	7	8	9	10	11	12	13	14	15	16	17	18	19	20	21	22	23	24	25	26	27	28
Grid	223	237	238	229	257	246	241	232	218	253	240	226	205	202	230	219	224	203	207	242	239	209	206	231	256	215	259	249
Start	223	237	238	229	246	257	241	232	218	253	226	240	202	219	205	203	230	224	242	209	239	207	231	206	215	249	259	256
Lap 1 Interval	223	237	238	229	246	257	241	232	218	240	203	202	219	224	239	209	230	207	231	249	205	206	256	259	242			
Lap 2	223	237	238	246	229	257	241	218	240	232	203	219	224	202	239	230	209	207	231	249	205	256	206	259	242			
Lap 3	223	237	238	246	229	257	241	218	240	203	219	232	224	230	239	202	209	207	249	231	256	205	206	259	242			
Lap 4	223	237	238	246	229	257	241	218	240	203	219	232	224	230	202	239	209	207	249	205	256	206	231	259	242			
Lap 5	223	237	238	246	229	241	257	218	240	203	232	224	230	202	219	239	209	207	249	205	256	206	231	259	242			
Lap 6	223	237	238	246	229	241	257	218	240	203	232	224	230	202	239	209	219	205	206	249	205	256	207	231	249	242	259	
Lap 7	223	237	238	246	229	257	241	218	240	203	232	224	230	202	239	219	209	205	206	249	231	242	207	256				
Lap 8	223	237	238	229	246	257	218	241	240	203	232	224	230	202	239	219	205	209	206	249	231	242	207	256				
Lap 9	223	237	238	229	246	257	218	241	240	203	232	224	230	202	239	205	219	209	206	249	242	231	207	256				
Lap 10	223	237	238	229	246	257	241	218	240	203	232	224	230	202	239	205	219	249	206	209	242	231	207	256				
Lap 11	223	237	238	229	246	257	241	218	240	203	232	230	224	202	239	205	219	249	206	209	242	231	207	256				
Lap 12	223	237	229	238	246	257	241	218	203	240	232	230	224	202	239	205	219	249	206	209	242	207	256	231				
Lap 13	237	223	238	229	246	257	241	218	203	240	232	230	224	202	239	205	219	249	206	209	242	207	256	231				





OK

Qualifying Heat B-D Analysis

For information purposes. No official / regulatory value

Laps	Sector 1	Sector 2	Sector 3	Lap Time	Laps	Sector 1	Sector 2	Sector 3	Lap Time	Laps	Sector 1	Sector 2	Sector 3	Lap Time
N°202 Gerner, Carl-Anton					N°206 Von Allmen, Pascal					N°218 Schumacher, David				
1	20.367	15.519	16.551	52.437	10	17.794	14.705	15.522	48.021	6	18.160	15.684	16.350	50.194
2	18.161	14.993	16.497	49.651	11	17.816	14.728	15.474	48.018	7	18.117	14.797	16.712	49.626
3	18.910	14.904	15.670	49.484	12	17.797	14.704	15.590	48.091	8	18.447	14.904	15.664	49.015
4	17.958	14.844	15.767	48.569	13	17.803	14.772	15.639	48.214	9	17.921	14.771	15.719	48.411
5	18.186	14.780	15.752	48.718	N°207 Lobanenkov, Artem					10	17.964	14.761	16.521	49.246
6	17.860	14.758	15.577	48.195	1	20.879	16.561	17.029	54.469	11	17.946	14.773	15.752	48.471
7	17.853	14.681	15.582	48.116	2	18.281	15.236	16.336	49.853	12	17.828	14.739	15.706	48.273
8	17.901	14.735	15.567	48.203	3	18.162	15.252	15.866	49.280	13	17.849	14.747	15.962	48.558
9	17.869	14.717	15.554	48.140	4	18.170	15.052	15.803	49.025	N°219 Simonov, Mikhail				
10	17.893	14.690	15.571	48.154	5	17.911	14.882	15.745	48.538	1	19.666	15.352	16.196	51.214
11	17.815	14.750	15.612	48.177	6	17.931	14.914	16.164	49.009	2	18.397	14.827	15.679	48.903
12	17.822	14.717	15.610	48.149	7	18.117	14.934	15.716	48.767	3	17.985	14.726	15.659	48.370
13	17.813	14.740	15.606	48.159	8	18.004	14.880	15.591	48.475	4	17.957	14.677	15.737	48.371
N°203 Shvetsov, Ivan					N°209 Binder, Rene									
1	20.599	15.241	16.077	51.917	9	17.990	14.809	15.630	48.429	5	17.835	14.623	15.607	48.065
2	18.125	14.797	15.949	48.871	10	18.204	14.829	15.785	48.818	6	17.862	14.611	15.608	48.081
3	18.245	14.970	15.789	49.004	11	17.931	14.773	15.682	48.386	7	17.939	14.664	15.744	48.347
4	17.985	14.640	15.557	48.182	12	17.876	14.794	15.603	48.273	8	18.049	14.648	15.673	48.370
5	17.817	14.705	15.540	48.062	13	17.909	14.842	15.802	48.553	9	17.886	14.635	15.616	48.137
6	17.919	14.640	15.594	48.153	N°205 Rosina, Michael					10	17.867	14.708	15.895	48.470
7	17.977	14.615	15.640	48.232	1	21.547	17.247	16.378	55.172	11	17.811	14.646	15.575	48.032
8	17.942	14.725	15.609	48.276	2	18.300	15.310	15.897	49.507	12	17.777	14.670	15.647	48.094
9	17.855	14.596	15.493	47.944	3	18.154	15.750	15.997	49.901	13	17.777	14.711	15.704	48.192
10	17.831	14.669	15.611	48.111	4	18.146	14.918	15.628	48.692	N°2020 (Empty)				
11	17.876	14.627	15.561	48.064	5	17.922	14.833	15.603	48.358					
12	17.843	14.615	15.727	48.185	6	17.830	14.838	15.603	48.271					
13	17.922	14.609	15.657	48.188	7	18.094	14.747	16.636	49.477					
					8	17.999	14.670	15.564	48.233					
					9	17.850	14.816	15.584	48.250					

22°WINTER CUP (ITA) 16-19/02/2017

Ficr Mantova

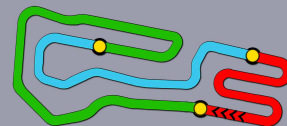
Apex Timing



Scan this QR Code for livetiming

Data processing and charts edit provided by:





OK

Qualifying Heat B-D Analysis

For information purposes. No official / regulatory value

Laps	Sector 1	Sector 2	Sector 3	Lap Time	Laps	Sector 1	Sector 2	Sector 3	Lap Time	Laps	Sector 1	Sector 2	Sector 3	Lap Time
N°223 Hauger, Dennis					N°230 Alatalo, William					N°237 Trvisanutto, Lorenzo				
1	18.637	15.016	15.632	49.285	10	17.790	14.667	15.486	47.943	6	17.803	14.735	15.626	48.164
2	18.047	14.823	15.606	48.476	11	17.718	14.570	15.445	47.733	7	17.821	14.658	15.652	48.131
3	17.873	14.726	15.553	48.152	12	17.740	14.656	15.751	48.147	8	17.853	14.686	15.580	48.119
4	17.817	14.692	15.525	48.034	13	17.814	15.574	16.314	49.702	9	17.810	14.676	15.539	48.025
5	17.727	14.701	15.460	47.888	N°231 Weibel, Samuel					10	17.812	14.704	15.537	48.053
6	17.748	14.634	15.560	47.942	1	21.365	16.329	15.805	53.499	11	17.791	14.693	15.538	48.022
7	17.786	14.756	15.610	48.152	2	18.184	14.893	15.624	48.701	12	17.823	14.622	15.551	47.996
8	17.847	14.755	15.600	48.202	3	18.209	14.850	15.720	48.779	13	17.732	14.645	15.601	47.978
9	17.845	14.779	15.536	48.160	4	17.821	14.748	15.574	48.143	N°238 Eteki, Adam				
10	17.913	14.848	15.542	48.303	5	17.936	14.796	16.001	48.733	1	18.657	14.991	15.801	49.449
11	17.900	14.800	15.428	48.128	6	17.846	14.708	15.592	48.146	2	18.083	14.798	15.716	48.597
12	17.885	14.918	15.734	48.537	7	17.828	14.772	15.558	48.158	3	17.936	14.704	15.718	48.358
13	18.259	15.012	15.753	49.024	8	17.823	14.778	15.532	48.133	4	17.865	14.663	15.691	48.219
N°224 Meyer, Kilian					N°232 Nouet, Theo									
1	20.206	15.763	16.590	52.559	1	20.013	15.242	15.969	51.224					
2	18.099	14.929	16.016	49.044	2	18.757	14.980	16.212	49.949					
3	17.997	14.839	15.933	48.769	3	18.225	14.968	16.415	49.608					
4	17.845	14.786	15.647	48.278	4	17.852	14.726	15.830	48.408					
5	18.193	14.716	16.011	48.920	5	18.094	14.733	15.845	48.672					
6	17.839	14.687	15.592	48.118						6	17.796	14.562	15.668	48.026
7	17.827	14.700	15.608	48.135						7	17.803	14.588	15.773	48.164
8	17.828	14.672	15.632	48.132						8	17.809	14.692	15.628	48.129
9	17.808	14.690	15.540	48.038						9	17.801	14.623	15.607	48.031
10	17.792	14.699	15.599	48.090						10	17.749	14.658	15.634	48.041
11	17.806	14.676	15.915	48.397						11	17.706	14.578	15.564	47.848
12	17.885	14.729	15.645	48.259						12	17.793	14.630	16.052	48.475
13	17.733	14.690	15.634	48.057						13	17.953	14.933	15.692	48.578
N°229 Petecof, Gianluca														
1	19.355	15.037	15.749	50.141										
2	18.007	14.858	15.961	48.826										
3	17.954	14.824	15.603	48.381										
4	17.881	14.654	15.575	48.110										
5	17.811	14.630	15.533	47.974										
6	17.787	14.668	15.530	47.985										
7	17.748	14.618	15.567	47.933										
8	17.876	14.708	15.789	48.373										
9	17.814	14.663	15.476	47.953										

22°WINTER CUP (ITA) 16-19/02/2017

Ficr Mantova

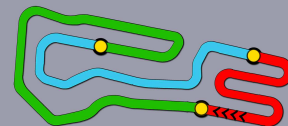
Apex Timing



Scan this QR Code for livetiming

Data processing and charts edit provided by:





OK

Qualifying Heat B-D Analysis

For information purposes. No official / regulatory value

Laps	Sector 1	Sector 2	Sector 3	Lap Time
N°239 Arnaud, Hugo				
1	20.275	15.732	16.431	52.438
2	18.160	15.008	15.787	48.955
3	18.158	14.952	16.047	49.157
4	17.956	14.896	16.028	48.880
5	18.303	15.008	15.790	49.101
6	18.401	15.352	16.438	50.191
7	17.964	14.915	15.618	48.497
8	17.883	14.843	15.635	48.361
9	17.890	14.880	15.696	48.466
10	17.911	14.865	15.567	48.343
11	17.842	15.011	15.605	48.458
12	17.840	14.809	15.589	48.238
13	17.840	14.840	15.649	48.329

Laps	Sector 1	Sector 2	Sector 3	Lap Time
N°240 Gheno, Jacopo				
1	20.326	15.197	15.916	51.439
2	18.112	15.020	16.297	49.429
3	18.225	14.849	15.746	48.820
4	17.899	14.716	15.637	48.252
5	17.826	14.693	15.584	48.103
6	17.753	14.715	15.644	48.112
7	17.766	14.667	15.759	48.192
8	17.821	14.736	15.603	48.160
9	17.815	14.703	15.611	48.129
10	17.763	14.718	15.624	48.105
11	17.756	14.767	15.582	48.105
12	17.736	14.741	16.077	48.554
13	18.051	14.722	15.658	48.431

Laps	Sector 1	Sector 2	Sector 3	Lap Time
N°241 Kenneally, Finlay				
1	19.622	15.315	15.734	50.671
2	18.049	14.967	15.546	48.562
3	18.047	14.891	15.530	48.468
4	17.906	14.720	15.949	48.575
5	17.823	14.717	15.592	48.132
6	17.923	14.707	15.544	48.174
7	18.133	14.767	15.852	48.752
8	18.256	14.783	15.544	48.583
9	17.886	14.721	15.563	48.170

Laps	Sector 1	Sector 2	Sector 3	Lap Time
10	17.817	14.693	15.666	48.176
11	17.764	14.641	15.448	47.853
12	17.686	14.620	15.424	47.730
13	17.808	14.685	15.630	48.123

Laps	Sector 1	Sector 2	Sector 3	Lap Time
N°242 Morricone, Edoardo				
1	20.915	20.955	16.623	58.493
2	18.497	15.024	15.891	49.412
3	18.031	14.810	15.781	48.622
4	17.900	14.825	15.790	48.515
5	17.854	14.695	15.692	48.241
6	17.938	14.941	15.769	48.648
7	18.257	14.964	15.719	48.940
8	17.971	14.806	15.698	48.475
9	17.908	14.788	15.778	48.474
10	17.810	14.762	15.591	48.163
11	17.900	14.727	15.739	48.366
12	17.831	14.776	15.667	48.274
13	17.806	14.769	15.904	48.479

Laps	Sector 1	Sector 2	Sector 3	Lap Time
N°246 Collet, Caio				
1	19.432	15.112	15.767	50.311
2	17.981	14.801	15.735	48.517
3	17.853	14.802	15.588	48.243
4	17.772	14.710	15.562	48.044
5	17.751	14.678	15.501	47.930
6	17.742	14.618	15.588	47.948
7	17.786	14.615	15.739	48.140
8	17.831	14.699	16.159	48.689
9	17.807	14.684	15.601	48.092
10	17.685	14.692	15.510	47.887
11	17.709	14.636	15.541	47.886
12	17.622	14.659	15.722	48.003
13	17.868	15.352	16.300	49.520

Laps	Sector 1	Sector 2	Sector 3	Lap Time
N°249 Matthews, Jace				
1	20.861	16.380	16.508	53.749
2	18.362	15.139	15.983	49.484
3	18.272	14.943	15.751	48.966
4	17.798	14.728	15.687	48.213
5	17.694	14.762	15.807	48.263

Laps	Sector 1	Sector 2	Sector 3	Lap Time
6	17.787	14.811	18.828	51.426
7	18.653	14.927	15.861	49.441
8	17.816	14.713	15.688	48.217
9	17.757	14.608	15.726	48.091
10	17.826	14.564	15.781	48.171
11	17.726	14.678	15.636	48.040
12	17.634	14.577	15.657	47.868
13	17.653	14.544	17.086	49.283

Laps	Sector 1	Sector 2	Sector 3	Lap Time
N°256 Armellin, Andrea				
1	19.651	16.720	16.821	53.192
2	18.572	15.069	16.090	49.731
3	18.012	14.986	16.206	49.204
4	18.141	14.805	15.999	48.945
5	18.038	14.759	15.757	48.554
6	17.958	14.776	16.547	49.281
7	19.391	15.264	16.172	50.827
8	18.133	14.823	15.849	48.805
9	17.945	14.714	15.691	48.350
10	17.872	14.700	15.676	48.248
11	17.813	14.762	15.933	48.508
12	17.920	14.779	15.794	48.493
13	17.875	14.678	15.664	48.217

Laps	Sector 1	Sector 2	Sector 3	Lap Time
N°257 Lindh, Rasmus				
1	19.497	15.192	16.034	50.723
2	18.045	14.760	15.752	48.557
3	18.046	14.709	15.705	48.460
4	17.865	14.639	16.058	48.562
5	17.763	14.651	16.042	48.456
6	17.833	14.732	15.611	48.176
7	17.824	14.706	15.921	48.451
8	17.821	14.705	15.742	48.268
9	17.788	14.648	15.692	48.128
10	17.730	14.650	15.602	47.982
11	17.756	14.646	15.628	48.030
12	17.721	14.627	15.690	48.038
13	17.748	14.701	15.739	48.188

22°WINTER CUP (ITA) 16-19/02/2017

Ficr Mantova

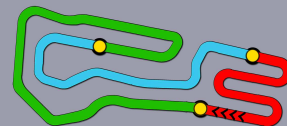
Apex Timing



Scan this QR Code for livetiming

Data processing and charts edit provided by:





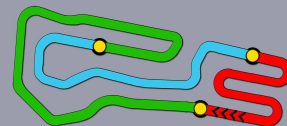
OK

Qualifying Heat B-D Analysis

For information purposes. No official / regulatory value

Laps	Sector 1	Sector 2	Sector 3	Lap Time
N°259 Schettino, Mario				
1	19.688	17.182	16.688	53.558
2	18.572	15.246	15.960	49.778
3	18.392	15.124	16.006	49.522
4	18.138	15.127	15.872	49.137
5	18.064	14.986	15.934	48.984
6	18.152	15.440	16.391	49.983





OK

Qualifying Heat B-D Starting Grid

Document 31 OFFICIAL

249	Matthews, Jace Ricciardo Kart / Tm / Bridgestone	84 Points	14	259	Schettino, Mario Tony Kart / Parilla / Bridgestone	98 Points
215	Fritsch, Valentino Tony Kart / Vortex / Bridgestone	92 Points	13	256	Armellin, Andrea Tony Kart / Vortex / Bridgestone	89 Points
231	Weibel, Samuel Exprit / Vortex / Bridgestone	78 Points	12	206	Von Allmen, Pascal Sodi / Tm / Bridgestone	87 Points
209	Binder, Rene Crg / Parilla / Bridgestone	77 Points	11	239	Arnaud, Hugo Zanardi / Parilla / Bridgestone	72 Points
242	Morricono, Edoardo Tony Kart / Vortex / Bridgestone	65 Points	10	207	Lobanenko, Artem Tony Kart / Vortex / Bridgestone	89 Points
203	Shvetsov, Ivan Tony Kart / Vortex / Bridgestone	44 Points	9	224	Meyer, Kilian Crg / Parilla / Bridgestone	60 Points
219	Simonov, Mikhail Tony Kart / Vortex / Bridgestone	94 Points	8	230	Alatalo, William Crg / Parilla / Bridgestone	59 Points
202	Gerner, Carl-Anton Fa / Vortex / Bridgestone	89 Points	7	205	Rosina, Michael Crg / Parilla / Bridgestone	51 Points
226	Bradshaw, Callum Crg / Parilla / Bridgestone	60 Points	6	240	Gheno, Jacopo Zanardi / Parilla / Bridgestone	54 Points
253	Persson, Sebastian Tony Kart / Vortex / Bridgestone	96 Points	5	218	Schumacher, David Tony Kart / Vortex / Bridgestone	48 Points
232	Nouet, Theo Energy / Parilla / Bridgestone	34 Points	4	241	Kenneally, Finlay Energy / Vortex / Bridgestone	41 Points
246	Collet, Caio Birel Art / Tm / Bridgestone	22 Points	3	257	Lindh, Rasmus Ricciardo Kart / Tm / Bridgestone	25 Points
229	Petecof, Gianluca Tony Kart / Vortex / Bridgestone	43 Points	2	238	Eteki, Adam Zanardi / Parilla / Bridgestone	12 Points
237	Travisanutto, Lorenzo Zanardi / Parilla / Bridgestone	4 Points	1	223	Hauger, Dennis Crg / Parilla / Bridgestone	6 Points

POLE POSITION



Start : 18/02 - 15:55 13 Laps = 15,600 Km

22°WINTER CUP (ITA) 16-19/02/2017

Ficr Mantova

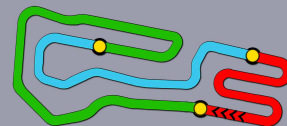
Apex Timing



Scan this QR Code for livetiming

Data processing and charts edit provided by:





OK

Qualifying Heat A-D

Document 35.1 OFFICIAL

Rnk	N°	Entrant	Nat E.	Driver	Nat D.	Material	Time	Laps	Best Lap	Gap	Interv.	Sector 1	Sector 2	Sector 3	Penalty	Points
1	237	Chiesa Corse	GBR	Trvisanutto, Lorenzo	ITA	Zanardi / Parilla / Bridgestone	10:28.323	13	47.818			17.775	14.590	15.453		0
2	229	Tony Kart Racing Team	ITA	Petecof, Gianluca	BRA	Tony Kart / Vortex / Bridgestone	10:28.445	13	47.744	0.122	0.122	17.718	14.589	15.437		2
3	212	Kosmic Racing Team	ITA	Pourchaire, Theo	BRA	Kosmic / Vortex / Bridgestone	10:28.827	13	47.696	0.504	0.382	17.704	14.543	15.449		3
4	246	Birel Art Racing	ITA	Collet, Caio	BRA	Birel Art / Tm / Bridgestone	10:29.201	13	47.683	0.878	0.374	17.650	14.590	15.443		4
5	213	Kosmic Racing Team	ITA	Vebster, Daniel	SWE	Kosmic / Vortex / Bridgestone	10:29.638	13	47.699	1.315	0.437	17.683	14.547	15.469		5
6	258	Ward Racing	SWE	Blomqvist, Isac	SWE	Tony Kart / Vortex / Bridgestone	10:31.305	13	47.872	2.982	1.667	17.659	14.612	15.601		6
7	232	Energy Corse Srl	ITA	Nouet, Theo	ITA	Energy / Parilla / Bridgestone	10:31.635	13	47.810	3.312	0.330	17.720	14.579	15.511		7
8	228	Tony Kart Racing Team	ITA	Novalak, Clement	GBR	Tony Kart / Vortex / Bridgestone	10:31.850	13	47.810	3.527	0.215	17.731	14.596	15.483		8
9	214	Forza Racing	GBR	Jewiss, Kiern	GBR	Exprit / Vortex / Bridgestone	10:32.500	13	47.899	4.177	0.650	17.618	14.686	15.595		9
10	226	Crg Spa	ITA	Bradshaw, Callum	GBR	Crg / Parilla / Bridgestone	10:32.776	13	47.891	4.453	0.276	17.721	14.671	15.499		10
11	250	Keijzer Racing	NLD	Van Berlo, Glenn	NLD	Crg / Parilla / Bridgestone	10:33.501	13	47.946	5.178	0.725	17.739	14.698	15.509		11
12	216	Kosmic Racing Team	ITA	Hicham, Mazou	CHE	Kosmic / Vortex / Bridgestone	10:34.412	13	48.044	6.089	0.911	17.859	14.637	15.548		12
13	203	Ward Racing	SWE	Shvetsov, Ivan	RUS	Tony Kart / Vortex / Bridgestone	10:34.587	13	47.964	6.264	0.175	17.803	14.638	15.523		13
14	252	Ksm Schumacher Racing Team	DEU	Tonteri, Paavo	FIN	Tony Kart / Vortex / Bridgestone	10:37.192	13	47.809	8.869	2.605	17.770	14.569	15.470		14
15	242	Baby Race	ITA	Morricone, Edoardo	ITA	Tony Kart / Vortex / Bridgestone	10:37.361	13	47.988	9.038	0.169	17.781	14.630	15.577		15
16	261	Forza Racing	GBR	Vaskelis, Kaspar	ITA	Exprit / Tm / Bridgestone	10:37.932	13	48.151	9.609	0.571	17.837	14.685	15.629		16
17	209	Rl-Competition	DEU	Binder, Rene	DEU	Crg / Parilla / Bridgestone	10:39.295	13	48.158	10.972	1.363	17.878	14.703	15.577		17
18	215	Ksm Schumacher Racing Team	DEU	Fritsch, Valentino	DEU	Tony Kart / Vortex / Bridgestone	10:39.753	13	48.206	11.430	0.458	17.808	14.681	15.717		18
19	231	Exprit Kart Team	CHE	Weibel, Samuel	CHE	Exprit / Vortex / Bridgestone	10:42.377	13	48.320	14.054	2.624	17.924	14.624	15.772		19
20	233	Energy Corse Srl	ITA	Goldschmied, Dominik	CHE	Energy / Vortex / Bridgestone	10:42.721	13	48.460	14.398	0.344	17.937	14.851	15.672		20
21	245	Morsicani Racing	ITA	Di Cori, Alessandro	ITA	Crg / Parilla / Bridgestone	10:43.137	13	48.416	14.814	0.416	17.983	14.806	15.627		21
22	247	Baby Race	ITA	Varrone, Nicolas	ARG	Tony Kart / Vortex / Bridgestone	10:47.317	13	48.689	18.994	4.180	18.119	14.800	15.770		22
23	236	R&R Racing Team	AUT	Filip Ioan, Ugran	AUT	Tony Kart / Tm / Bridgestone	10:47.391	13	48.749	29.068	10.074	18.135	14.906	15.708	+10.000	23
24	255	Fusion Motorsport	GBR	Ferrari, Lorenzo	ITA	Exprit / Tm / Bridgestone	8:10.554	10	48.155	3 Laps	3 Laps	17.855	14.671	15.629		24
25	249	Birel Art Racing	ITA	Matthews, Jace	AUS	Ricciardo Kart / Tm / Bridgestone	1:46.222	2	49.090	11 Laps	8 Laps	18.241	14.916	15.933		25
26	202	Af Competition	DNK	Gerner, Carl-Anton	DNK	Fa / Vortex / Bridgestone	55.914	1	53.444	12 Laps	1 Lap	21.484	15.565	16.395		26
27	234	Ricky Flynn Motorsport	GBR	Kruetten, Niklas	DEU	Fa Alonso / Vortex / Bridgestone	2.123	0		13 Laps	1 Lap					27
28	253	Ward Racing	SWE	Persson, Sebastian	SWE	Tony Kart / Vortex / Bridgestone	2.159	0		13 Laps	0.036					28

N°236 Filip Ioan, Ugran : Time penalty of 10". According to steward's decision n°81

Not Classified

219	Chupinin Anton	UKR	Simonov, Mikhail	RUS	Tony Kart / Vortex / Bridgestone	10:36.569		48.030	Excluded			17.746	14.641	15.643		31
-----	----------------	-----	------------------	-----	----------------------------------	-----------	--	--------	----------	--	--	--------	--------	--------	--	----

N°219 Simonov, Mikhail : EXCLUDED". According to steward's decision n°82

Leaders : N°237 Trvisanutto, Lorenzo (1-1) / N°229 Petecof, Gianluca (2-2) / N°237 Trvisanutto, Lorenzo (3-13)

Start Time : 18/02 - 14:08:17

Best Lap : N°246 Collet, Caio 47.683 90,59 Kph

Weather : Slightly cloudy Air : 5°C Track : Dry

Event Record : N°212 Pourchaire, Theo 47.343 91,24 Kph

22°WINTER CUP (ITA) 16-19/02/2017

Ficr Mantova

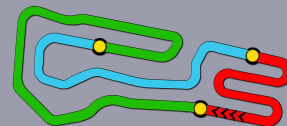
Apex Timing



Scan this QR Code for livetiming

Data processing and charts edit provided by:





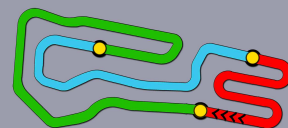
OK

Qualifying Heat A-D Lap Chart

For information purposes. No official / regulatory value

	1	2	3	4	5	6	7	8	9	10	11	12	13	14	15	16	17	18	19	20	21	22	23	24	25	26	27	28	29
Grid	212	237	213	229	258	246	216	232	234	253	228	226	214	202	252	219	250	203	245	242	255	209	247	231	233	215	261	249	236
Start	212	237	229	213	246	258	232	216	234	253	228	214	226	252	202	250	245	255	219	203	247	242	209	233	231	261	215	236	249
Lap 1 Interval	237	229	212	246	213	258	228	216	214	232	226	250	255	219	203	242	209	202	245	261	233	247	249	252	215	231	236	249	
		0.1	0.7	0.6	0.0	0.5	0.0	0.5	0.1	0.1	0.2	0.2	0.4	0.1	0.2	0.2	0.3	0.2	0.1	0.4	0.1	0.2	0.2	0.1	0.1	0.2	0.1	0.1	
Lap 2	229	237	212	246	213	258	228	216	214	232	250	226	255	219	203	242	209	245	261	233	249	252	247	215	231	236	249		
		0.2	0.2	0.4	0.4	0.2	0.2	0.8	0.0	0.1	0.2	0.3	0.9	0.4	0.1	0.0	0.1	0.5	0.0	0.2	0.5	0.1	0.4	0.5	0.2	0.0	0.0		
Lap 3	237	229	246	212	213	258	228	214	232	216	226	250	255	219	203	242	209	261	233	252	245	215	247	231	236	249			
		0.0	0.3	0.0	0.4	0.2	0.2	1.4	0.2	0.1	0.0	0.0	0.7	0.3	0.1	0.3	0.3	1.2	0.4	0.2	0.3	0.2	0.2	0.1	0.1	0.1			
Lap 4	237	246	229	212	213	258	228	214	232	226	250	255	216	203	219	242	209	261	252	233	215	231	247	245	236	249			
		0.1	0.0	0.0	0.1	0.1	0.1	1.6	0.1	0.3	0.3	0.5	0.2	0.7	0.3	0.0	0.1	0.8	0.7	0.2	0.6	0.9	0.0	0.2	0.1	0.1			
Lap 5	237	229	246	212	213	228	258	214	232	226	250	255	216	203	219	242	261	209	252	233	215	231	247	245	236	249			
		0.3	0.1	0.0	0.3	0.5	0.2	0.5	0.2	0.4	0.3	0.5	0.2	0.7	0.7	0.4	0.8	0.3	0.0	0.3	0.6	0.6	0.6	0.3	0.0	0.0			
Lap 6	237	229	212	246	213	258	214	228	232	226	250	255	216	203	219	242	261	252	209	233	215	231	247	245	236	249			
		0.3	0.8	0.4	0.4	0.2	0.2	0.1	0.0	0.2	0.2	0.5	0.2	0.6	0.8	0.4	0.8	0.5	0.3	0.2	0.3	0.5	1.0	0.2	0.3	0.3			
Lap 7	237	229	212	246	213	258	214	232	228	226	250	255	216	203	219	242	261	252	209	215	233	231	245	247	236	249			
		0.3	0.7	0.4	0.5	0.6	0.2	0.2	0.4	0.2	0.3	0.1	0.1	0.7	0.8	0.4	0.8	0.2	0.8	0.6	0.1	0.2	1.5	0.3	0.2	0.2			
Lap 8	237	229	212	246	213	258	232	214	228	226	250	255	216	203	219	242	252	261	209	215	233	231	245	236	247	249			
		0.3	0.6	0.4	0.4	0.8	0.4	0.1	0.2	0.2	0.3	0.2	0.2	0.6	0.7	0.6	0.9	0.0	1.0	0.5	0.4	0.3	1.5	0.8	0.0	0.0			
Lap 9	237	229	212	246	213	258	232	214	228	226	250	255	216	203	219	242	252	261	209	215	233	231	245	247	236	249			
		0.3	0.5	0.3	0.4	1.0	0.4	0.3	0.1	0.4	0.3	0.5	0.2	0.3	1.0	0.3	0.7	0.5	1.0	0.5	0.9	0.1	1.3	2.0	0.2	0.2			
Lap 10	237	229	212	246	213	258	232	228	214	226	250	216	203	255	219	242	252	261	209	215	231	233	245	247	236	249			
		0.3	0.4	0.4	0.4	1.0	0.3	0.4	0.3	0.2	0.2	0.9	0.2	0.0	1.1	0.2	0.5	0.8	1.2	0.4	1.8	0.0	0.7	2.4	0.2	0.2			
Lap 11	237	229	212	246	213	258	232	228	214	226	250	216	203	219	242	252	261	209	215	231	233	245	247	236	249				
		0.2	0.4	0.4	0.4	1.2	0.3	0.3	0.4	0.2	0.5	0.9	0.2	1.3	0.2	0.2	1.1	1.2	0.4	2.1	0.2	0.4	2.7	0.3	0.3	0.3			
Lap 12	237	229	212	246	213	258	232	228	214	226	250	216	203	219	242	252	261	209	215	231	233	245	247	236	249				
		0.2	0.3	0.3	0.4	1.4	0.3	0.3	0.6	0.2	0.6	0.8	0.2	1.7	0.2	0.0	1.2	1.2	0.5	2.4	0.2	0.5	3.0	0.4	0.4	0.4			
Lap 13	237	229	212	246	213	258	232	228	214	226	250	216	203	219	252	242	261	209	215	231	233	245	247	236	249				
		0.1	0.3	0.3	0.4	1.6	0.3	0.2	0.6	0.2	0.7	0.9	0.1	1.9	0.6	0.1	0.5	1.3	0.4	2.6	0.3	0.4	4.1	0.0	0.4	0.4			





OK

Qualifying Heat A-D Analysis

For information purposes. No official / regulatory value

Laps	Sector 1	Sector 2	Sector 3	Lap Time
N°202 Gerner, Carl-Anton				
1	21.484	15.565	16.395	53.444

Laps	Sector 1	Sector 2	Sector 3	Lap Time
N°203 Shvetsov, Ivan				
1	20.297	15.405	16.439	52.141
2	18.137	15.013	16.341	49.491
3	18.006	14.707	15.574	48.287
4	17.897	14.926	16.039	48.862
5	17.990	14.696	15.560	48.246
6	17.927	14.670	15.548	48.145
7	17.952	14.702	15.562	48.216
8	17.896	14.663	15.561	48.120
9	17.803	14.638	15.523	47.964
10	17.775	14.611	15.676	48.062
11	17.829	14.644	15.533	48.006
12	17.881	14.588	15.571	48.040
13	17.886	14.577	15.601	48.064

Laps	Sector 1	Sector 2	Sector 3	Lap Time
N°209 Binder, Rene				
1	20.176	15.610	16.283	52.069
2	18.242	15.046	15.882	49.170
3	18.186	14.836	15.694	48.716
4	17.953	14.858	15.925	48.736
5	18.711	15.368	16.050	50.129
6	18.255	14.822	15.735	48.812
7	17.969	14.837	15.591	48.397
8	17.907	14.740	15.655	48.302
9	17.897	14.785	15.587	48.269
10	18.036	14.766	15.611	48.413
11	17.937	14.731	15.598	48.266
12	17.878	14.703	15.577	48.158
13	17.871	14.721	15.688	48.280

Laps	Sector 1	Sector 2	Sector 3	Lap Time
N°212 Pourchaire, Theo				
1	19.322	15.137	15.585	50.044
2	17.878	14.849	15.703	48.430
3	17.904	14.765	15.867	48.536
4	18.004	14.653	15.851	48.508
5	18.444	14.622	15.531	48.597
6	18.462	14.735	15.490	48.687

Laps	Sector 1	Sector 2	Sector 3	Lap Time
7	17.770	14.578	15.449	47.797
8	17.734	14.550	15.474	47.758
9	17.748	14.597	15.524	47.869
10	17.704	14.543	15.449	47.696
11	17.685	14.624	15.464	47.773
12	17.727	14.583	15.413	47.723
13	17.745	14.629	15.426	47.800

Laps	Sector 1	Sector 2	Sector 3	Lap Time
N°213 Vebster, Daniel				
1	19.303	15.255	16.049	50.607
2	18.021	14.834	15.741	48.596
3	17.798	14.668	15.703	48.169
4	17.827	14.594	15.734	48.155
5	18.565	14.631	15.612	48.808
6	18.326	15.040	15.781	49.147
7	17.799	14.560	15.571	47.930
8	17.662	14.513	15.564	47.739
9	17.668	14.561	15.523	47.752
10	17.713	14.564	15.509	47.786
11	17.724	14.519	15.497	47.740
12	17.683	14.547	15.469	47.699
13	17.655	14.569	15.540	47.764

Laps	Sector 1	Sector 2	Sector 3	Lap Time
N°214 Jewiss, Kiern				
1	19.772	15.160	16.321	51.253
2	18.013	14.777	15.977	48.767
3	17.916	14.692	16.203	48.811
4	17.782	14.696	15.663	48.141
5	17.796	14.696	15.647	48.139
6	17.681	14.721	15.913	48.315
7	17.753	14.681	15.838	48.272
8	17.741	14.627	15.992	48.360
9	17.763	14.647	15.607	48.017
10	17.667	14.988	15.638	48.293
11	17.674	14.663	15.574	47.911
12	17.696	14.687	15.620	48.003
13	17.618	14.686	15.595	47.899

Laps	Sector 1	Sector 2	Sector 3	Lap Time
N°215 Fritsch, Valentino				
1	20.910	15.907	16.408	53.225
2	18.444	15.351	16.141	49.936

Laps	Sector 1	Sector 2	Sector 3	Lap Time
3	17.906	14.834	16.101	48.841
4	18.062	14.801	15.734	48.597
5	17.835	14.717	16.185	48.737
6	17.896	14.721	15.759	48.376
7	17.872	14.680	15.882	48.434
8	17.808	14.681	15.717	48.206
9	17.830	14.686	15.718	48.234
10	17.817	14.721	15.734	48.272
11	17.856	14.673	15.744	48.273
12	17.831	14.698	15.720	48.249
13	17.823	14.738	15.675	48.236

Laps	Sector 1	Sector 2	Sector 3	Lap Time
N°216 Hicham, Mazou				
1	19.765	15.259	16.384	51.408
2	17.949	14.829	16.038	48.816
3	17.872	14.669	16.701	49.242
4	18.615	14.696	16.146	49.457
5	17.913	14.750	15.622	48.285
6	17.841	14.712	15.621	48.174
7	17.852	14.643	15.647	48.142
8	17.926	14.684	15.617	48.227
9	17.925	14.695	15.674	48.294
10	17.816	14.700	15.612	48.128
11	17.771	14.677	15.608	48.056
12	17.859	14.637	15.548	48.044
13	17.860	14.574	15.668	48.102

Laps	Sector 1	Sector 2	Sector 3	Lap Time
N°219 Simonov, Mikhail				
1	20.306	15.348	16.334	51.988
2	18.199	14.837	16.565	49.601
3	17.827	14.682	15.743	48.252
4	17.925	14.962	16.463	49.350
5	18.209	14.732	15.747	48.688
6	17.851	14.687	15.711	48.249
7	17.800	14.712	15.657	48.169
8	17.746	14.641	15.643	48.030
9	17.820	14.747	15.669	48.236
10	17.784	14.679	15.766	48.229
11	17.787	14.688	15.740	48.215
12	17.892	14.685	15.830	48.407

22°WINTER CUP (ITA) 16-19/02/2017

Ficr Mantova

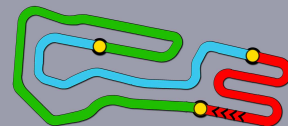
Apex Timing



Scan this QR Code for livetiming

Data processing and charts edit provided by:





OK

Qualifying Heat A-D Analysis

For information purposes. No official / regulatory value

Laps	Sector 1	Sector 2	Sector 3	Lap Time
13	17.904	14.655	15.728	48.287
N°226 Bradshaw, Callum				
1	20.309	15.293	16.063	51.665
2	18.514	14.892	15.691	49.097
3	17.956	14.878	15.636	48.470
4	18.051	14.665	15.510	48.226
5	17.895	14.789	15.582	48.266
6	17.888	14.717	15.610	48.215
7	17.939	14.758	15.925	48.622
8	17.847	14.697	15.517	48.061
9	17.764	14.651	15.583	47.998
10	17.751	14.652	15.574	47.977
11	17.721	14.671	15.499	47.891
12	17.811	14.664	15.505	47.980
13	17.762	14.656	15.550	47.968
N°228 Novalak, Clement				
1	19.310	15.334	16.028	50.672
2	18.021	14.821	15.681	48.523
3	17.834	14.667	15.737	48.238
4	17.763	14.607	15.628	47.998
5	18.371	14.846	15.736	48.953
6	17.858	14.865	16.606	49.329
7	18.144	14.685	15.917	48.746
8	17.762	14.607	15.626	47.995
9	17.731	14.566	15.554	47.851
10	17.731	14.596	15.483	47.810
11	17.753	14.554	15.526	47.833
12	17.748	14.516	15.556	47.820
13	17.751	14.582	15.527	47.860
N°229 Petecof, Gianluca				
1	18.627	14.942	15.660	49.229
2	18.223	14.820	15.613	48.656
3	17.935	14.774	15.968	48.677
4	17.902	14.708	16.163	48.773
5	18.036	14.804	15.658	48.498
6	17.849	14.651	15.503	48.003
7	17.825	14.639	15.469	47.933
8	17.775	14.616	15.491	47.882

Laps	Sector 1	Sector 2	Sector 3	Lap Time
9	17.776	14.645	15.472	47.893
10	17.806	14.619	15.427	47.852
11	17.718	14.589	15.437	47.744
12	17.764	14.600	15.461	47.825
13	17.775	14.568	15.428	47.771
N°231 Weibel, Samuel				
1	21.613	15.737	16.372	53.722
2	18.239	15.194	16.469	49.902
3	17.977	14.864	16.233	49.074
4	18.306	14.872	15.899	49.077
5	17.927	14.778	15.720	48.425
6	17.900	14.685	15.738	48.323
7	17.924	14.624	15.772	48.320
8	17.953	14.801	15.790	48.544
9	17.910	14.859	15.845	48.614
10	18.131	14.948	15.897	48.976
11	17.999	14.812	15.751	48.562
12	17.946	14.738	15.841	48.525
13	17.907	14.709	15.802	48.418
N°232 Nouet, Theo				
1	20.040	15.488	16.209	51.737
2	17.969	14.813	15.989	48.771
3	17.940	14.650	16.274	48.864
4	17.854	14.620	15.640	48.114
5	17.823	14.700	15.639	48.162
6	17.787	14.659	15.930	48.376
7	17.983	14.619	15.627	48.229
8	17.709	14.599	15.681	47.989
9	17.684	14.595	15.559	47.838
10	17.720	14.579	15.511	47.810
11	17.718	14.610	15.583	47.911
12	17.744	14.638	15.512	47.894
13	17.790	14.622	15.545	47.957
N°233 Goldschmied, Dominik				
1	21.068	15.467	16.508	53.043
2	18.228	14.921	15.774	48.923
3	18.180	15.172	16.266	49.618
4	17.941	15.075	15.842	48.858

Laps	Sector 1	Sector 2	Sector 3	Lap Time
5	17.957	14.904	15.899	48.760
6	18.025	14.881	15.729	48.635
7	17.936	14.824	16.212	48.972
8	17.967	14.792	15.732	48.491
9	18.022	14.910	15.807	48.739
10	18.254	15.237	15.748	49.239
11	18.131	14.886	15.773	48.790
12	17.937	14.851	15.672	48.460
13	17.950	14.832	15.750	48.532
N°236 Filip loan, Ugran				
1	21.025	16.348	16.060	53.433
2	18.448	15.456	15.972	49.876
3	18.067	15.063	15.964	49.094
4	18.526	15.204	15.699	49.429
5	18.183	15.153	15.732	49.068
6	18.185	14.940	15.653	48.778
7	18.209	15.011	15.673	48.893
8	18.135	14.906	15.708	48.749
9	18.170	15.280	16.522	49.972
10	18.179	14.971	15.625	48.775
11	18.192	15.009	15.755	48.956
12	18.156	15.017	15.679	48.852
13	18.173	14.971	16.066	49.210
N°237 Trvisanutto, Lorenzo				
1	18.452	14.972	15.697	49.121
2	18.631	14.796	15.677	49.104
3	17.928	14.754	15.662	48.344
4	17.835	14.681	16.092	48.608
5	17.943	14.685	15.760	48.388
6	17.809	14.637	15.552	47.998
7	17.782	14.611	15.537	47.930
8	17.800	14.593	15.489	47.882
9	17.817	14.609	15.458	47.884
10	17.812	14.614	15.468	47.894
11	17.775	14.590	15.453	47.818
12	17.768	14.570	15.497	47.835
13	17.773	14.574	15.533	47.880

22°WINTER CUP (ITA) 16-19/02/2017

Ficr Mantova

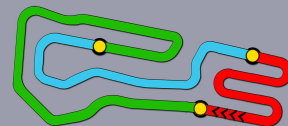
Apex Timing



Scan this QR Code for livetiming

Data processing and charts edit provided by:





OK

Qualifying Heat A-D Analysis

For information purposes. No official / regulatory value

Laps	Sector 1	Sector 2	Sector 3	Lap Time
N°242 Morricono, Edoardo				
1	20.327	15.357	16.291	51.975
2	18.177	14.958	16.208	49.343
3	18.121	14.732	15.716	48.569
4	17.807	14.853	16.248	48.908
5	18.602	14.769	15.676	49.047
6	17.912	14.663	15.645	48.220
7	17.852	14.684	15.690	48.226
8	17.879	14.677	15.620	48.176
9	17.781	14.630	15.577	47.988
10	17.821	14.681	15.624	48.126
11	17.874	14.682	15.655	48.211
12	17.796	14.684	15.915	48.395
13	17.942	14.697	16.192	48.831

Laps	Sector 1	Sector 2	Sector 3	Lap Time
N°245 Di Cori, Alessandro				
1	21.400	15.532	16.412	53.344
2	18.298	15.007	15.942	49.247
3	18.152	14.906	17.457	50.515
4	19.290	15.020	15.851	50.161
5	18.155	15.116	15.847	49.118
6	17.997	14.776	15.758	48.531
7	18.091	14.838	15.680	48.609
8	17.985	14.893	15.674	48.552
9	17.914	14.841	15.710	48.465
10	17.936	14.868	15.632	48.436
11	18.000	14.858	15.645	48.503
12	17.965	14.837	15.698	48.500
13	17.983	14.806	15.627	48.416

Laps	Sector 1	Sector 2	Sector 3	Lap Time
N°246 Collet, Caio				
1	19.290	15.315	15.843	50.448
2	17.857	14.774	15.593	48.224
3	17.792	14.657	15.655	48.104
4	17.758	14.689	15.916	48.363
5	17.913	14.730	16.074	48.717
6	18.616	14.839	15.667	49.122
7	17.721	14.603	15.500	47.824
8	17.717	14.576	15.494	47.787
9	17.639	14.648	15.489	47.776

Laps	Sector 1	Sector 2	Sector 3	Lap Time
10	17.632	14.655	15.480	47.767
11	17.646	14.600	15.498	47.744
12	17.650	14.590	15.443	47.683
13	17.642	14.619	15.541	47.802

Laps	Sector 1	Sector 2	Sector 3	Lap Time
N°247 Varrone, Nicolas				
1	21.632	15.583	16.492	53.707
2	18.796	15.079	15.995	49.870
3	18.232	15.226	16.144	49.602
4	18.402	14.830	16.107	49.339
5	18.159	14.885	15.984	49.028
6	18.119	14.800	15.770	48.689
7	18.461	14.914	15.812	49.187
8	18.130	14.886	16.040	49.056
9	18.330	14.970	16.308	49.608
10	18.149	14.867	15.838	48.854
11	18.142	14.826	15.808	48.776
12	18.166	14.847	15.819	48.832
13	18.214	14.848	16.491	49.553

Laps	Sector 1	Sector 2	Sector 3	Lap Time
N°249 Matthews, Jace				
1	20.779	15.569	16.355	52.703
2	18.241	14.916	15.933	49.090

Laps	Sector 1	Sector 2	Sector 3	Lap Time
N°250 Van Berlo, Glenn				
1	20.212	15.384	16.037	51.633
2	18.062	14.840	15.610	48.512
3	17.882	14.772	16.210	48.864
4	18.240	14.805	15.540	48.585
5	17.905	14.746	15.551	48.202
6	17.819	14.764	15.571	48.154
7	17.764	14.936	15.997	48.697
8	17.814	14.640	15.609	48.063
9	17.799	14.660	15.521	47.980
10	17.739	14.698	15.509	47.946
11	17.824	14.723	15.589	48.136
12	17.822	14.787	15.500	48.109
13	17.839	14.755	15.450	48.044

Laps	Sector 1	Sector 2	Sector 3	Lap Time
N°252 Tonteri, Paavo				
1	22.579	15.508	16.728	54.815

Laps	Sector 1	Sector 2	Sector 3	Lap Time
2	18.386	14.922	15.828	49.136
3	17.909	14.805	16.395	49.109
4	17.913	14.741	15.740	48.394
5	17.872	14.792	15.946	48.610
6	18.074	14.704	15.558	48.336
7	17.773	14.645	15.509	47.927
8	17.793	14.619	15.608	48.020
9	17.770	14.569	15.470	47.809
10	17.832	14.595	15.471	47.898
11	17.799	14.608	15.536	47.943
12	17.777	14.632	15.754	48.163
13	18.004	14.690	15.920	48.614

Laps	Sector 1	Sector 2	Sector 3	Lap Time
N°255 Ferrari, Lorenzo				
1	19.847	15.594	16.420	51.861
2	18.454	14.868	16.029	49.351
3	17.921	14.736	15.676	48.333
4	17.923	14.709	15.731	48.363
5	17.844	14.748	15.648	48.240
6	17.855	14.671	15.629	48.155
7	17.827	14.753	15.663	48.243
8	17.881	14.672	15.639	48.192
9	17.923	14.722	15.636	48.281
10	17.829	14.828	16.057	48.714

Laps	Sector 1	Sector 2	Sector 3	Lap Time
N°258 Blomqvist, Isac				
1	19.558	15.358	16.099	51.015
2	17.941	14.728	15.665	48.334
3	17.805	14.680	15.702	48.187
4	17.755	14.632	15.695	48.082
5	18.492	14.730	16.157	49.379
6	17.846	14.943	15.898	48.687
7	17.797	14.591	15.849	48.237
8	17.742	14.589	15.666	47.997
9	17.733	14.592	15.573	47.898
10	17.710	14.600	15.563	47.873
11	17.659	14.612	15.601	47.872
12	17.721	14.567	15.594	47.882
13	17.757	14.650	15.612	48.019

22°WINTER CUP (ITA) 16-19/02/2017

Ficr Mantova

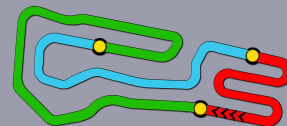
Apex Timing



Scan this QR Code for livetiming

Data processing and charts edit provided by:





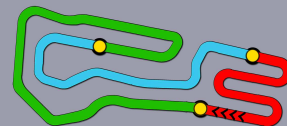
OK

Qualifying Heat A-D Analysis

For information purposes. No official / regulatory value

Laps	Sector 1	Sector 2	Sector 3	Lap Time
N°261 Vaskelis, Kaspar				
1	20.529	15.360	16.688	52.577
2	17.968	15.038	15.896	48.902
3	18.291	14.859	16.215	49.365
4	17.927	14.753	15.614	48.294
5	17.982	15.132	15.807	48.921
6	17.863	14.717	15.653	48.233
7	17.860	14.749	15.607	48.216
8	17.827	14.640	15.922	48.389
9	18.048	14.644	15.607	48.299
10	17.861	14.706	15.658	48.225
11	17.820	14.755	15.645	48.220
12	17.829	14.750	15.620	48.199
13	17.837	14.685	15.629	48.151





OK

Qualifying Heat A-D Starting Grid

Document 30 OFFICIAL

249	Matthews, Jace Ricciardo Kart / Tm / Bridgestone	AUS	84 Points	15	236	Filip Ioan, Ugran Tony Kart / Tm / Bridgestone	AUT	101 Points
215	Fritsch, Valentino Tony Kart / Vortex / Bridgestone	DEU	92 Points	14	261	Vaskelis, Kaspar Exprit / Tm / Bridgestone		86 Points
231	Weibel, Samuel Exprit / Vortex / Bridgestone	CHE	78 Points	13	233	Goldschmied, Dominik Energy / Vortex / Bridgestone	SVK	85 Points
209	Binder, Rene Crg / Parilla / Bridgestone	DEU	77 Points	12	247	Varrone, Nicolas Tony Kart / Vortex / Bridgestone	ARG	91 Points
242	Morriconi, Edoardo Tony Kart / Vortex / Bridgestone	ITA	65 Points	11	255	Ferrari, Lorenzo Exprit / Tm / Bridgestone	ITA	83 Points
203	Shvetsov, Ivan Tony Kart / Vortex / Bridgestone	RUS	44 Points	10	245	Di Cori, Alessandro Crg / Parilla / Bridgestone	ITA	77 Points
219	Simonov, Mikhail Tony Kart / Vortex / Bridgestone	RUS	94 Points	9	250	Van Berlo, Glenn Crg / Parilla / Bridgestone	NLD	76 Points
202	Gerner, Carl-Anton Fa / Vortex / Bridgestone	DNK	89 Points	8	252	Tonteri, Paavo Tony Kart / Vortex / Bridgestone	FIN	38 Points
226	Bradshaw, Callum Crg / Parilla / Bridgestone	GBR	60 Points	7	214	Jewiss, Kiern Exprit / Vortex / Bridgestone	GBR	29 Points
253	Persson, Sebastian Tony Kart / Vortex / Bridgestone	SWE	96 Points	6	228	Novalak, Clement Tony Kart / Vortex / Bridgestone	GBR	34 Points
232	Nouet, Theo Energy / Parilla / Bridgestone	FRA	34 Points	5	234	Kruetten, Niklas Fa Alonso / Vortex / Bridgestone	DEU	80 Points
246	Collet, Caio Birel Art / Tm / Bridgestone	BRA	22 Points	4	216	Hicham, Mazou Kosmic / Vortex / Bridgestone	CHE	50 Points
229	Petecof, Gianluca Tony Kart / Vortex / Bridgestone	BRA	43 Points	3	258	Blomqvist, Isac Tony Kart / Vortex / Bridgestone	SWE	51 Points
237	Travisanutto, Lorenzo Zanardi / Parilla / Bridgestone	ITA	4 Points	2	213	Vebster, Daniel Kosmic / Vortex / Bridgestone	SWE	25 Points
				1	212	Pourchaire, Theo Kosmic / Vortex / Bridgestone	FRA	6 Points

POLE POSITION



Start : 18/02 - 14:05 13 Laps = 15,600 Km

22°WINTER CUP (ITA) 16-19/02/2017

Ficr Mantova

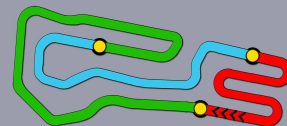
Apex Timing



Scan this QR Code for livetiming

Data processing and charts edit provided by:





OK

Qualifying Heat A-C

Document 34.1 OFFICIAL

Rnk	N°	Entrant	Nat E. Driver	Nat D. Material	Time	Laps	Best Lap	Gap	Interv.	Sector 1	Sector 2	Sector 3	Penalty	Points
1	212	Kosmic Racing Team	Pourchaire, Theo	Kosmic / Vortex / Bridgestone	10:24.899	13	47.632			17.691	14.530	15.411		0
2	213	Kosmic Racing Team	Webster, Daniel	Kosmic / Vortex / Bridgestone	10:25.272	13	47.651	0.373	0.373	17.627	14.539	15.485		2
3	258	Ward Racing	Blomqvist, Isac	Tony Kart / Vortex / Bridgestone	10:27.443	13	47.818	2.544	2.171	17.646	14.603	15.569		3
4	201	Tony Kart Racing Team	Hiltbrand, Pedro	Tony Kart / Vortex / Bridgestone	10:28.589	13	47.663	3.690	1.146	17.644	14.563	15.456		4
5	227	Tony Kart Racing Team	Vidales, David	Tony Kart / Vortex / Bridgestone	10:29.348	13	47.717	4.449	0.759	17.723	14.536	15.458		5
6	210	Kosmic Racing Team	Basz, Karol	Kosmic / Vortex / Bridgestone	10:29.800	13	47.866	4.901	0.452	17.762	14.604	15.500		6
7	214	Forza Racing	Jewiss, Kiern	Exprit / Vortex / Bridgestone	10:31.792	13	47.944	6.893	1.992	17.664	14.674	15.606		7
8	252	Ksm Schumacher Racing Team	Tonteri, Paavo	Tony Kart / Vortex / Bridgestone	10:32.066	13	47.795	7.167	0.274	17.716	14.610	15.469		8
9	251	Komarov Igor	Sitnikov, Nikita	Tony Kart / Tm / Bridgestone	10:33.781	13	47.867	8.882	1.715	17.725	14.546	15.596		9
10	216	Kosmic Racing Team	Hicham, Mazou	Kosmic / Vortex / Bridgestone	10:34.467	13	47.902	9.568	0.686	17.720	14.561	15.621		10
11	221	Forza Racing	Alvarez, Sebastian	Exprit / Vortex / Bridgestone	10:34.847	13	48.004	9.948	0.380	17.820	14.687	15.497		11
12	254	Ward Racing	Dzitiev, Yuriy	Tony Kart / Vortex / Bridgestone	10:37.221	13	47.979	12.322	2.374	17.735	14.675	15.569		12
13	243	Ksm Schumacher Racing Team	Owega, Jusuf	Tony Kart / Vortex / Bridgestone	10:37.470	13	47.810	12.571	0.249	17.685	14.567	15.558		13
14	204	Ward Racing	Rozenfeld, David	Tony Kart / Vortex / Bridgestone	10:37.957	13	47.912	13.058	0.487	17.806	14.662	15.444		14
15	248	Baby Race	Moretti, Marzio	Tony Kart / Vortex / Bridgestone	10:38.221	13	47.829	13.322	0.264	17.684	14.608	15.537		15
16	211	Kosmic Racing Team	Milell, Noah	Kosmic / Vortex / Bridgestone	10:29.541	13	47.756	14.642	1.320	17.662	14.531	15.563	+10.000	16
17	250	Keijzer Racing	Van Berlo, Glenn	Crg / Parilla / Bridgestone	10:39.985	13	48.029	15.086	0.444	17.791	14.707	15.531		17
18	261	Forza Racing	Vaskelis, Kaspar	Exprit / Tm / Bridgestone	10:40.733	13	48.021	15.834	0.748	17.744	14.612	15.665		18
19	228	Tony Kart Racing Team	Novalak, Clement	Tony Kart / Vortex / Bridgestone	10:31.973	13	47.794	17.074	1.240	17.737	14.531	15.526	+10.000	19
20	245	Morsicani Racing	Di Cori, Alessandro	Crg / Parilla / Bridgestone	10:42.546	13	48.269	17.647	0.573	17.869	14.737	15.663		20
21	260	X-Rei Motorsport	Eichenberger, Tara	Exprit / Vortex / Bridgestone	10:43.973	13	48.135	19.074	1.427	17.888	14.656	15.591		21
22	235	Ricky Flynn Motorsport	Taoufik, Sami	Fa Alonso / Vortex / Bridgestone	10:34.181	13	47.833	19.282	0.208	17.696	14.560	15.577	+10.000	22
23	234	Ricky Flynn Motorsport	Kruetten, Niklas	Fa Alonso / Vortex / Bridgestone	10:36.236	13	48.010	21.337	2.055	17.842	14.636	15.532	+10.000	23
24	220	Af Competition	Jensen, Daniel	Fa / Vortex / Bridgestone	10:46.417	13	48.601	21.518	0.181	18.084	14.853	15.664		24
25	255	Fusion Motorsport	Ferrari, Lorenzo	Exprit / Tm / Bridgestone	10:39.898	13	48.096	24.999	3.481	17.771	14.688	15.637	+10.000	25
26	222	Stern Motorosport	Munding, Wodan Erik	Kali Kart / Parilla / Bridgestone	10:43.133	13	48.140	28.234	3.235	17.810	14.683	15.647	+10.000	26
27	247	Baby Race	Varrone, Nicolas	Tony Kart / Vortex / Bridgestone	10:46.468	13	48.560	31.569	3.335	18.045	14.750	15.765	+10.000	27
28	236	R&R Racing Team	Filip Ioan, Ugran	Tony Kart / Tm / Bridgestone	9:09.320	11	48.555	2 Laps	2 Laps	18.040	14.905	15.610		28
29	233	Energy Corse Srl	Goldschmied, Dominik	Energy / Vortex / Bridgestone	1:46.678	2	49.902	11 Laps	9 Laps	18.459	15.453	15.990		29

N°211 Milell, Noah : Time penalty of 10". According to steward's decision n°60

N°228 Novalak, Clement : Time penalty of 10". According to steward's decision n°61

N°235 Taoufik, Sami : Time penalty of 10". According to steward's decision n°62

N°234 Kruetten, Niklas : Time penalty of 10". According to steward's decision n°63

N°255 Ferrari, Lorenzo : Time penalty of 10". According to steward's decision n°64

N°222 Munding, Wodan Erik : Time penalty of 10". According to steward's decision n°65

N°247 Varrone, Nicolas : Time penalty of 10". According to steward's decision n°66

Leaders : N°212 Pourchaire, Theo (1-13)

Start Time : 18/02 - 12:18:30

Best Lap : N°212 Pourchaire, Theo 47.632 90,69 Kph

Weather : Slightly cloudy Air : 5°C Track : Dry

Event Record : N°212 Pourchaire, Theo 47.343 91,24 Kph

22nd WINTER CUP (ITA) 16-19/02/2017

Ficr Mantova

Apex Timing

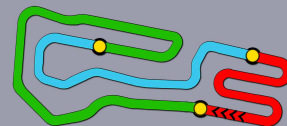


Scan this QR Code for livetiming

Data processing and charts edit provided by:



FEDERAZIONE ITALIANA Cronometristi



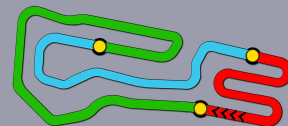
OK

Qualifying Heat A-C Lap Chart

For information purposes. No official / regulatory value

	1	2	3	4	5	6	7	8	9	10	11	12	13	14	15	16	17	18	19	20	21	22	23	24	25	26	27	28	29
Grid	212	227	213	210	258	211	216	201	234	221	228	251	214	204	252	235	250	243	245	254	255	222	247	260	233	248	261	220	236
Start	212	213	258	227	210	216	211	234	201	228	221	214	251	252	204	250	235	243	245	254	255	247	222	233	260	261	248	236	220
Lap 1 Interval	212	213	258	210	227	211	214	201	228	221	216	251	234	252	250	235	254	204	243	247	255	245	222	248	233	260	261	220	236
		0.3	0.5	0.3	0.5	0.1	0.2	0.0	0.1	0.3	0.3	0.0	0.3	0.3	0.1	0.2	0.2	0.1	0.1	0.2	0.2	0.2	0.1	0.2	0.1	0.3	0.3	0.0	0.1
Lap 2	212	213	258	210	211	214	201	227	221	228	216	251	234	252	235	254	250	204	243	255	247	245	222	248	233	260	261	220	236
		0.3	0.7	0.3	0.8	0.3	0.4	0.0	0.6	0.4	0.0	0.8	0.4	0.1	0.3	0.1	0.0	0.3	0.2	0.2	0.3	0.0	0.3	0.0	0.0	0.7	0.3	0.0	0.0
Lap 3	212	213	258	210	211	214	201	227	221	228	251	216	252	235	254	250	234	243	204	255	245	248	247	220	236	261	222	260	
		0.3	0.8	0.2	0.8	0.5	0.2	0.2	0.7	0.3	1.2	0.2	0.0	0.3	0.7	0.1	0.1	0.1	0.0	0.1	1.1	0.2	0.0	1.3	0.3	0.5	0.4	0.4	
Lap 4	212	213	258	210	211	201	214	227	221	228	251	252	235	216	254	234	250	204	243	255	248	245	247	220	261	236	222	260	
		0.2	0.9	0.3	0.7	0.8	0.0	0.1	0.9	0.2	1.4	0.2	0.4	0.2	1.2	0.2	0.1	0.0	0.1	0.0	1.1	0.0	0.2	1.1	0.3	0.5	0.1	0.4	
Lap 5	212	213	258	210	211	201	227	214	228	221	251	252	235	216	254	234	204	243	248	255	250	245	247	261	220	222	236	260	
		0.2	0.9	0.3	0.7	0.7	0.4	0.1	1.2	0.2	0.9	0.2	0.3	0.3	1.4	0.2	1.0	0.2	1.2	0.0	0.3	0.3	0.1	0.2	0.3	0.7	0.2	0.1	
Lap 6	212	213	258	210	211	201	227	214	228	221	252	251	235	216	234	254	204	243	248	255	250	247	261	245	220	222	260	236	
		0.5	0.7	0.2	0.7	0.7	0.3	0.5	0.8	0.6	0.8	0.0	0.2	0.3	2.1	0.0	0.7	0.2	1.3	0.2	0.3	0.9	0.0	0.3	0.2	0.2	0.7	0.4	
Lap 7	212	213	258	210	211	201	227	214	228	221	252	235	251	216	234	254	243	204	248	255	250	261	245	247	222	220	260	236	
		0.5	0.9	0.2	0.7	0.7	0.3	0.7	0.7	0.9	0.5	0.8	0.1	0.0	2.0	0.3	0.9	0.1	0.8	0.3	0.2	1.3	0.4	0.4	0.2	0.3	0.1	0.8	
Lap 8	212	213	258	210	211	201	227	214	228	252	221	235	251	216	234	254	243	204	248	255	250	261	245	222	247	220	260	236	
		0.4	1.0	0.2	0.7	0.5	0.3	0.9	0.5	1.5	0.1	0.5	0.2	0.1	1.8	0.3	0.9	0.2	0.7	0.8	0.0	1.1	0.5	0.9	0.3	0.2	0.1	0.7	
Lap 9	212	213	258	210	211	201	227	214	228	252	221	235	251	216	234	254	243	204	248	255	250	261	245	222	247	260	220	236	
		0.4	1.4	0.1	0.4	0.5	0.3	1.2	0.4	1.5	0.4	0.3	0.3	0.4	1.7	0.4	0.6	0.3	0.6	1.1	0.1	1.0	0.7	1.0	0.6	0.1	0.2	0.4	
Lap 10	212	213	258	210	211	201	227	214	228	252	235	251	221	216	234	254	243	204	248	255	250	261	245	222	260	247	220	236	
		0.4	1.6	0.2	0.2	0.5	0.3	1.4	0.2	1.5	0.9	0.1	0.0	0.4	1.8	0.3	0.5	0.4	0.5	1.3	0.2	1.1	0.9	0.8	1.0	0.4	0.3	0.1	
Lap 11	212	213	258	211	210	201	227	228	214	252	251	235	221	216	234	254	243	204	248	255	250	261	245	222	260	247	220	236	
		0.4	1.8	0.3	0.0	0.2	0.5	1.9	0.2	1.1	1.7	0.2	0.0	0.0	1.7	0.4	0.2	0.5	0.4	1.5	0.2	1.0	1.3	0.6	1.0	0.8	0.3	0.5	
Lap 12	212	213	258	210	211	201	227	228	214	252	251	235	216	221	234	254	243	204	248	255	250	261	245	222	260	247	220		
		0.4	2.0	0.5	0.0	0.0	0.4	2.2	0.2	0.9	1.7	0.3	0.3	0.2	1.3	0.4	0.1	0.5	0.4	1.8	0.2	0.8	1.6	0.5	0.9	1.3	0.3		
Lap 13	212	213	258	201	227	211	210	214	228	252	251	235	216	221	234	254	243	204	248	255	250	261	245	222	260	220	247		
		0.3	2.1	1.1	0.7	0.1	0.2	1.9	0.1	0.0	1.7	0.4	0.2	0.3	1.3	0.9	0.2	0.4	0.2	1.6	0.0	0.7	1.8	0.5	0.8	2.4	0.0		





OK

Qualifying Heat A-C Analysis

For information purposes. No official / regulatory value

Laps	Sector 1	Sector 2	Sector 3	Lap Time
N°201 Hiltbrand, Pedro				
1	19.148	15.133	16.489	50.770
2	18.129	15.042	15.727	48.898
3	17.815	14.712	15.592	48.119
4	17.775	14.667	15.581	48.023
5	17.718	14.673	15.526	47.917
6	17.790	14.594	15.481	47.865
7	17.764	14.641	15.463	47.868
8	17.701	14.592	15.439	47.732
9	17.712	14.598	15.468	47.778
10	17.704	14.574	15.459	47.737
11	17.644	14.563	15.456	47.663
12	17.721	14.595	15.496	47.812
13	17.937	14.814	15.553	48.304

Laps	Sector 1	Sector 2	Sector 3	Lap Time
N°204 Rozenfeld, David				
1	20.642	15.629	16.392	52.663
2	18.104	15.132	16.727	49.963
3	17.977	14.914	16.163	49.054
4	18.541	14.804	15.705	49.050
5	18.693	14.841	15.629	49.163
6	17.901	14.660	15.547	48.108
7	17.807	14.721	16.125	48.653
8	17.906	14.747	15.493	48.146
9	17.789	14.647	15.519	47.955
10	17.785	14.693	15.522	48.000
11	17.781	14.664	15.537	47.982
12	17.806	14.662	15.444	47.912
13	17.827	15.000	15.822	48.649

Laps	Sector 1	Sector 2	Sector 3	Lap Time
N°210 Basz, Karol				
1	19.104	14.988	15.814	49.906
2	17.952	14.771	15.578	48.301
3	17.784	14.707	15.600	48.091
4	17.845	14.672	15.530	48.047
5	17.734	14.687	15.546	47.967
6	17.796	14.620	15.542	47.958
7	17.742	14.615	15.537	47.894
8	17.762	14.604	15.500	47.866
9	17.705	14.659	15.720	48.084

Laps	Sector 1	Sector 2	Sector 3	Lap Time
10	17.755	14.623	15.605	47.983
11	17.695	14.582	15.869	48.146
12	17.757	14.600	15.595	47.952
13	18.113	15.562	15.972	49.647

Laps	Sector 1	Sector 2	Sector 3	Lap Time
N°211 Millel, Noah				
1	19.151	15.027	16.272	50.450
2	18.204	14.717	15.644	48.565
3	17.806	14.582	15.678	48.066
4	17.724	14.576	15.635	47.935
5	17.731	14.619	15.642	47.992
6	17.751	14.544	15.611	47.906
7	17.733	14.560	15.602	47.895
8	17.754	14.525	15.606	47.885
9	17.707	14.508	15.565	47.780
10	17.662	14.531	15.563	47.756
11	17.717	14.525	15.623	47.865
12	17.691	14.543	15.868	48.102
13	18.152	15.319	15.841	49.312

Laps	Sector 1	Sector 2	Sector 3	Lap Time
N°212 Pourchaire, Theo				
1	18.642	14.872	15.570	49.084
2	17.917	14.703	15.526	48.146
3	17.840	14.658	15.550	48.048
4	17.837	14.635	15.560	48.032
5	17.808	14.620	15.523	47.951
6	17.778	14.632	15.421	47.831
7	17.714	14.666	15.492	47.872
8	17.716	14.610	15.452	47.778
9	17.759	14.578	15.468	47.805
10	17.688	14.588	15.469	47.745
11	17.729	14.573	15.424	47.726
12	17.691	14.530	15.411	47.632
13	17.709	14.615	15.440	47.764

Laps	Sector 1	Sector 2	Sector 3	Lap Time
N°213 Vebster, Daniel				
1	18.825	14.894	15.615	49.334
2	17.834	14.679	15.624	48.137
3	17.816	14.642	15.561	48.019
4	17.808	14.583	15.545	47.936
5	17.791	14.606	15.556	47.953

Laps	Sector 1	Sector 2	Sector 3	Lap Time
6	17.906	14.658	15.634	48.198
7	17.723	14.570	15.521	47.814
8	17.662	14.581	15.488	47.731
9	17.721	14.523	15.527	47.771
10	17.691	14.524	15.500	47.715
11	17.705	14.495	15.515	47.715
12	17.675	14.512	15.519	47.706
13	17.627	14.539	15.485	47.651

Laps	Sector 1	Sector 2	Sector 3	Lap Time
N°214 Jewiss, Kiern				
1	19.277	15.008	16.141	50.426
2	18.118	14.730	15.742	48.590
3	17.872	14.677	15.708	48.257
4	17.833	14.660	15.889	48.382
5	17.815	14.656	15.881	48.352
6	17.931	14.702	15.623	48.256
7	17.747	14.660	15.583	47.990
8	17.796	14.669	15.596	48.061
9	17.727	14.727	15.621	48.075
10	17.664	14.674	15.606	47.944
11	17.772	14.736	15.948	48.456
12	17.740	14.663	15.626	48.029
13	17.746	14.628	16.249	48.623

Laps	Sector 1	Sector 2	Sector 3	Lap Time
N°216 Hicham, Mazou				
1	19.621	15.699	16.406	51.726
2	18.501	14.864	15.867	49.232
3	18.536	14.796	16.438	49.770
4	18.159	15.184	15.643	48.986
5	17.835	14.621	15.550	48.006
6	17.806	14.603	15.548	47.957
7	17.820	14.618	15.761	48.199
8	17.950	14.641	15.593	48.184
9	17.866	14.644	15.598	48.108
10	17.788	14.542	15.634	47.964
11	17.769	14.680	15.792	48.241
12	18.044	14.620	15.514	48.178
13	17.720	14.561	15.621	47.902

22°WINTER CUP (ITA) 16-19/02/2017

Ficr Mantova

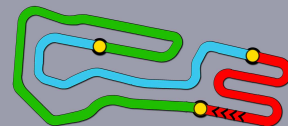
Apex Timing



Scan this QR Code for livetiming

Data processing and charts edit provided by:





OK

Qualifying Heat A-C Analysis

For information purposes. No official / regulatory value

Laps	Sector 1	Sector 2	Sector 3	Lap Time	Laps	Sector 1	Sector 2	Sector 3	Lap Time	Laps	Sector 1	Sector 2	Sector 3	Lap Time
N°220 Jensen, Daniel					10	17.840	14.754	15.647	48.241	2	18.263	15.298	16.574	50.135
1	20.569	16.439	16.356	53.364	11	17.810	14.683	15.647	48.140	3	18.516	14.881	16.523	49.920
2	18.379	15.487	16.483	50.349	12	17.753	14.786	15.700	48.239	4	18.004	14.949	16.103	49.056
3	18.637	15.033	15.830	49.500	13	17.834	14.747	15.735	48.316	5	17.943	14.726	15.596	48.265
4	18.113	14.930	15.919	48.962	N°227 Vidales, David					6	17.862	14.748	15.772	48.382
5	18.047	15.229	15.873	49.149	1	18.914	15.128	16.450	50.492	7	17.829	14.640	15.568	48.037
6	18.025	15.199	15.771	48.995	2	18.609	14.882	15.973	49.464	8	17.827	14.621	15.606	48.054
7	18.542	14.944	15.657	49.143	3	17.916	14.848	15.550	48.314	9	17.842	14.636	15.532	48.010
8	18.009	14.998	15.773	48.780	4	17.844	14.643	15.528	48.015	10	17.846	14.614	15.604	48.064
9	18.056	15.093	15.852	49.001	5	17.836	14.677	15.558	48.071	11	17.876	14.609	15.579	48.064
10	18.055	14.989	15.795	48.839	6	17.764	14.557	15.494	47.815	12	17.856	14.637	15.557	48.050
11	18.084	14.853	15.664	48.601	7	17.731	14.579	15.513	47.823	13	17.873	14.611	15.596	48.080
12	18.112	14.802	15.797	48.711	8	17.745	14.584	15.486	47.815	N°235 Taoufik, Sami				
13	18.116	14.871	15.931	48.918	9	17.690	14.562	15.503	47.755	1	20.235	15.358	16.400	51.993
N°221 Alvarez, Sebastian					10	17.724	14.551	15.472	47.747	2	18.019	15.196	16.574	49.789
1	19.901	15.268	16.002	51.171	11	17.727	14.587	15.483	47.797	3	17.882	14.749	15.826	48.457
2	18.077	14.984	16.055	49.116	12	17.723	14.536	15.458	47.717	4	17.871	14.689	15.748	48.308
3	17.954	14.880	15.619	48.453	13	17.694	15.119	15.829	48.642	5	17.664	14.630	15.614	47.908
4	17.850	14.769	15.580	48.199	N°228 Novalak, Clement					6	17.701	14.614	15.666	47.981
5	18.371	14.812	15.548	48.731	1	19.351	14.992	16.502	50.845	7	17.793	14.654	15.961	48.408
6	17.948	14.702	15.653	48.303	2	18.064	15.134	16.754	49.952	8	17.696	14.560	15.577	47.833
7	17.820	14.756	15.587	48.163	3	18.009	14.728	15.545	48.282	9	17.657	14.604	15.586	47.847
8	18.054	14.832	15.814	48.700	4	17.847	14.689	15.558	48.094	10	17.752	14.584	15.693	48.029
9	17.844	14.766	15.504	48.114	5	18.056	14.619	15.615	48.290	11	17.846	14.679	16.285	48.810
10	17.764	14.679	16.142	48.585	6	17.791	14.574	15.504	47.869	12	17.718	14.606	15.645	47.969
11	17.789	14.838	15.996	48.623	7	17.735	14.599	15.523	47.857	13	17.684	14.554	15.704	47.942
12	18.165	14.812	15.529	48.506	8	17.745	14.626	15.529	47.900	N°236 Filip Ioan, Ugran				
13	17.820	14.687	15.497	48.004	9	17.796	14.619	15.486	47.901	1	20.960	16.525	16.271	53.756
N°222 Munding, Wodan Erik					10	17.737	14.531	15.526	47.794	2	18.480	15.542	16.308	50.330
1	20.574	16.050	16.420	53.044	11	17.768	14.589	15.631	47.988	3	18.989	15.036	15.756	49.781
2	18.523	15.024	16.625	50.172	12	17.841	14.595	15.576	48.012	4	18.226	15.332	15.958	49.516
3	21.244	15.060	15.869	52.173	13	17.800	14.575	16.648	49.023	5	18.397	15.111	15.740	49.248
4	18.021	14.830	15.785	48.636	N°233 Goldschmied, Dominik					6	18.403	15.224	15.758	49.385
5	18.138	14.893	15.797	48.828	1	20.613	16.327	16.361	53.301	7	17.940	15.023	15.792	48.755
6	17.870	14.824	15.717	48.411	2	18.459	15.453	15.990	49.902	8	18.035	14.953	15.667	48.655
7	18.036	14.753	15.789	48.578	N°234 Kruetten, Niklas					9	18.040	14.905	15.610	48.555
8	18.033	14.870	15.716	48.619	1	20.322	15.626	16.079	52.027	10	18.072	14.890	15.603	48.565
9	17.845	14.756	15.765	48.366	11					11	18.051	14.981	15.922	48.954

22°WINTER CUP (ITA) 16-19/02/2017

Ficr Mantova

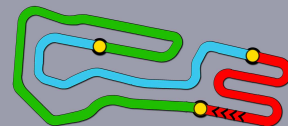
Apex Timing



Scan this QR Code for livetiming

Data processing and charts edit provided by:





OK

Qualifying Heat A-C Analysis

For information purposes. No official / regulatory value

Laps	Sector 1	Sector 2	Sector 3	Lap Time	Laps	Sector 1	Sector 2	Sector 3	Lap Time	Laps	Sector 1	Sector 2	Sector 3	Lap Time
N°243 Owega, Jusuf					10	18.314	14.911	15.782	49.007	6	17.756	14.629	15.946	48.331
1	20.355	15.639	16.382	52.376	11	18.045	14.750	15.765	48.560	7	17.909	14.640	16.203	48.752
2	18.189	15.070	16.860	50.119	12	18.080	14.791	15.854	48.725	8	17.810	14.606	15.605	48.021
3	17.989	14.862	15.930	48.781	13	18.136	14.806	16.375	49.317	9	17.771	14.545	15.562	47.878
4	18.449	14.749	16.003	49.201	N°248 Moretti, Marzio					10	17.692	14.565	15.617	47.874
5	18.481	14.763	16.005	49.249	1	20.338	16.158	16.442	52.938	11	17.744	14.771	15.866	48.381
6	17.799	14.749	15.593	48.141	2	18.497	15.316	16.142	49.955	12	17.740	14.639	15.520	47.899
7	17.768	14.616	15.890	48.274	3	18.327	14.773	16.205	49.305	13	17.725	14.546	15.596	47.867
8	17.797	14.621	15.617	48.035	4	17.848	14.855	16.117	48.820	N°252 Tonteri, Paavo				
9	17.685	14.567	15.558	47.810	5	17.743	15.089	16.461	49.293	1	20.235	15.373	16.284	51.892
10	17.732	14.642	15.557	47.931	6	17.857	14.715	15.643	48.215	2	18.006	15.459	16.472	49.937
11	17.737	14.599	15.532	47.868	7	17.686	14.619	15.650	47.955	3	18.043	14.715	15.673	48.431
12	17.703	14.716	15.491	47.910	8	17.737	14.650	15.598	47.985	4	18.029	14.680	15.533	48.242
13	17.993	15.180	15.554	48.727	9	17.684	14.608	15.537	47.829	5	17.798	14.651	15.498	47.947
N°245 Di Cori, Alessandro					10	17.752	14.597	15.588	47.937	6	17.783	14.590	15.674	48.047
1	20.592	16.000	16.621	53.213	11	17.697	14.630	15.561	47.888	7	17.762	14.623	15.467	47.852
2	18.735	15.240	15.972	49.947	12	17.674	14.660	15.568	47.902	8	17.727	14.687	15.537	47.951
3	18.424	14.957	16.052	49.433	13	17.716	14.865	15.897	48.478	9	17.755	14.643	15.456	47.854
4	17.974	14.858	16.314	49.146	N°250 Van Berlo, Glenn					10	17.724	14.597	15.489	47.810
5	18.010	14.958	16.943	49.911	1	20.199	15.520	16.248	51.967	11	17.716	14.610	15.469	47.795
6	18.513	15.240	15.736	49.489	2	18.113	15.569	16.577	50.259	12	17.771	14.608	15.465	47.844
7	17.889	14.824	15.633	48.346	3	18.196	14.897	16.018	49.111	13	17.754	14.625	15.535	47.914
8	17.962	14.760	15.600	48.322	4	17.842	14.942	16.578	49.362	N°254 Dzitiev, Yuriy				
9	17.848	14.822	15.621	48.291	5	18.978	15.162	16.905	51.045	1	20.131	15.448	16.433	52.012
10	17.876	14.802	15.704	48.382	6	17.974	14.740	15.639	48.353	2	18.053	15.228	16.399	49.680
11	17.924	14.828	15.644	48.396	7	17.791	14.707	15.531	48.029	3	18.200	14.801	16.037	49.038
12	17.889	14.802	15.637	48.328	8	17.776	14.646	15.893	48.315	4	17.936	15.136	16.073	49.145
13	17.869	14.737	15.663	48.269	9	17.919	14.738	15.570	48.227	5	17.854	14.711	15.658	48.223
N°247 Varrone, Nicolas					10	17.860	14.733	15.534	48.127	6	17.913	14.768	16.050	48.731
1	20.395	15.641	16.366	52.402	11	17.810	14.776	15.548	48.134	7	17.911	14.746	15.625	48.282
2	18.490	14.990	16.965	50.445	12	17.820	14.760	15.598	48.178	8	17.787	14.643	15.663	48.093
3	18.569	15.255	16.004	49.828	13	17.772	14.769	15.663	48.204	9	17.801	14.662	15.624	48.087
4	18.036	14.935	16.120	49.091	N°251 Sitnikov, Nikita					10	17.735	14.675	15.569	47.979
5	18.065	14.951	16.735	49.751	1	20.182	15.131	16.065	51.378	11	17.845	14.657	15.671	48.173
6	18.217	14.854	15.848	48.919	2	18.349	15.405	16.221	49.975	12	17.856	14.611	15.605	48.072
7	18.273	15.128	15.860	49.261	3	17.908	14.699	16.149	48.756	13	18.108	14.893	15.587	48.588
8	18.311	14.998	15.818	49.127	4	17.897	14.687	15.668	48.252					
9	18.017	14.834	15.869	48.720	5	17.757	14.641	15.589	47.987					

22°WINTER CUP (ITA) 16-19/02/2017

Ficr Mantova

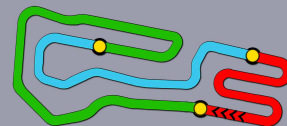
Apex Timing



Scan this QR Code for livetiming

Data processing and charts edit provided by:





OK

Qualifying Heat A-C Analysis

For information purposes. No official / regulatory value

Laps	Sector 1	Sector 2	Sector 3	Lap Time
N°255 Ferrari, Lorenzo				
1	20.623	16.022	16.235	52.880
2	18.114	14.846	16.836	49.796
3	18.080	14.880	15.719	48.679
4	18.335	15.069	15.705	49.109
5	18.671	15.135	16.707	50.513
6	17.887	14.800	15.681	48.368
7	17.771	14.688	15.637	48.096
8	17.787	14.704	15.992	48.483
9	17.803	14.681	15.614	48.098
10	17.834	14.696	15.586	48.116
11	17.868	14.698	15.574	48.140
12	17.857	14.700	15.598	48.155
13	17.811	14.760	15.769	48.340

Laps	Sector 1	Sector 2	Sector 3	Lap Time
N°258 Blomqvist, Isac				
1	18.957	15.033	15.830	49.820
2	17.868	14.800	15.667	48.335
3	17.784	14.707	15.638	48.129
4	17.711	14.669	15.616	47.996
5	17.744	14.684	15.570	47.998
6	17.738	14.624	15.614	47.976
7	17.693	14.626	15.653	47.972
8	17.653	14.627	15.593	47.873
9	17.699	14.632	15.829	48.160
10	17.711	14.602	15.550	47.863
11	17.680	14.614	15.651	47.945
12	17.658	14.601	15.611	47.870
13	17.646	14.603	15.569	47.818

Laps	Sector 1	Sector 2	Sector 3	Lap Time
N°260 Eichenberger, Tara				
1	20.901	16.212	16.443	53.556
2	18.347	15.683	16.673	50.703
3	20.450	15.040	15.867	51.357
4	18.077	14.863	15.716	48.656
5	18.029	15.014	15.759	48.802
6	18.231	14.846	15.641	48.718
7	17.917	14.831	15.618	48.366
8	18.039	14.971	15.750	48.760
9	18.098	14.799	15.678	48.575

Laps	Sector 1	Sector 2	Sector 3	Lap Time
10	18.053	14.704	15.648	48.405
11	17.919	14.630	15.619	48.168
12	17.888	14.656	15.591	48.135
13	17.968	14.642	15.602	48.212

Laps	Sector 1	Sector 2	Sector 3	Lap Time
N°261 Vaskelis, Kaspar				
1	20.890	16.383	16.489	53.762
2	18.356	15.449	16.216	50.021
3	20.237	14.915	15.664	50.816
4	17.894	14.770	15.701	48.365
5	17.923	14.836	15.645	48.404
6	18.112	15.109	15.558	48.779
7	18.030	14.701	15.571	48.302
8	17.862	14.695	15.618	48.175
9	17.786	14.751	15.601	48.138
10	17.766	14.716	15.675	48.157
11	17.754	14.675	15.620	48.049
12	17.744	14.612	15.665	48.021
13	17.795	14.661	15.619	48.075

22°WINTER CUP (ITA) 16-19/02/2017

Ficr Mantova

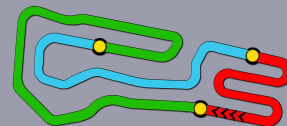
Apex Timing



Scan this QR Code for livetiming

Data processing and charts edit provided by:





OK

Qualifying Heat A-C Starting Grid

Document 29 OFFICIAL

220	Jensen, Daniel Fa / Vortex / Bridgestone	94 Points	15	236	Filip Ioan, Ugran Tony Kart / Tm / Bridgestone	101 Points
248	Moretti, Marzio Tony Kart / Vortex / Bridgestone	64 Points	14	261	Vaskelis, Kaspar Exprit / Tm / Bridgestone	86 Points
260	Eichenberger, Tara Exprit / Vortex / Bridgestone	86 Points	13	233	Goldschmied, Dominik Energy / Vortex / Bridgestone	85 Points
222	Munding, Wodan Erik Kali Kart / Parilla / Bridgestone	92 Points	12	247	Varrone, Nicolas Tony Kart / Vortex / Bridgestone	91 Points
254	Dzitiey, Yuriy Tony Kart / Vortex / Bridgestone	49 Points	11	255	Ferrari, Lorenzo Exprit / Tm / Bridgestone	83 Points
243	Owega, Jusuf Tony Kart / Vortex / Bridgestone	80 Points	10	245	Di Cori, Alessandro Crg / Parilla / Bridgestone	77 Points
235	Taoufik, Sami Fa Alonso / Vortex / Bridgestone	61 Points	9	250	Van Berlo, Glenn Crg / Parilla / Bridgestone	76 Points
204	Rozenfeld, David Tony Kart / Vortex / Bridgestone	62 Points	8	252	Tonteri, Paavo Tony Kart / Vortex / Bridgestone	38 Points
251	Sitnikov, Nikita Tony Kart / Tm / Bridgestone	46 Points	7	214	Jewiss, Kiern Exprit / Vortex / Bridgestone	29 Points
221	Alvarez, Sebastian Exprit / Vortex / Bridgestone	52 Points	6	228	Novalak, Clement Tony Kart / Vortex / Bridgestone	34 Points
201	Hiltbrand, Pedro Tony Kart / Vortex / Bridgestone	14 Points	5	234	Kruetten, Niklas Fa Alonso / Vortex / Bridgestone	80 Points
211	Milell, Noah Kosmic / Vortex / Bridgestone	31 Points	4	216	Hicham, Mazou Kosmic / Vortex / Bridgestone	50 Points
210	Basz, Karol Kosmic / Vortex / Bridgestone	14 Points	3	258	Blomqvist, Isac Tony Kart / Vortex / Bridgestone	51 Points
227	Vidales, David Tony Kart / Vortex / Bridgestone	33 Points	2	213	Vebster, Daniel Kosmic / Vortex / Bridgestone	25 Points
			1	212	Pourchaire, Theo Kosmic / Vortex / Bridgestone	6 Points

POLE POSITION



Start : 18/02 - 12:15 13 Laps = 15,600 Km

22°WINTER CUP (ITA) 16-19/02/2017

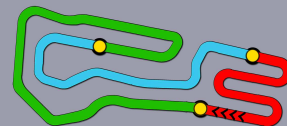
Ficr Mantova

Apex Timing

Data processing and charts edit provided by:



Scan this QR Code for livetiming



OK

Qualifying Heat B-C

Document 28.1 OFFICIAL

Rnk	N°	Entrant	Nat E. Driver	Nat D. Material	Time	Laps	Best Lap	Gap	Interv.	Sector 1	Sector 2	Sector 3	Penalty	Points
1	223	Crg Spa	ITA Hauger, Dennis	ITA Crg / Parilla / Bridgestone	10:27.494	13	47.773			18.720	14.612	14.441		0
2	227	Tony Kart Racing Team	ITA Vidales, David	ESP Tony Kart / Vortex / Bridgestone	10:28.269	13	47.795	0.775	0.775	18.673	14.573	14.549		2
3	210	Kosmic Racing Team	ITA Basz, Karol	POL Kosmic / Vortex / Bridgestone	10:28.782	13	47.804	1.288	0.513	18.676	14.613	14.515		3
4	238	Chiesa Corse	ITA Eteki, Adam	ITA Zanardi / Parilla / Bridgestone	10:29.310	13	47.815	1.816	0.528	18.665	14.600	14.550		4
5	201	Tony Kart Racing Team	ITA Hiltbrand, Pedro	ESP Tony Kart / Vortex / Bridgestone	10:29.836	13	47.810	2.342	0.526	18.695	14.594	14.521		5
6	211	Kosmic Racing Team	ITA Milell, Noah	SWE Kosmic / Vortex / Bridgestone	10:30.743	13	47.877	3.249	0.907	18.701	14.592	14.584		6
7	257	Birel Art Racing	ITA Lindh, Rasmus	SWE Ricciardo Kart / Tm / Bridgestone	10:35.640	13	47.917	8.146	4.897	18.720	14.679	14.518		7
8	241	Energy Corse Srl	ITA Kenneally, Finlay	GBR Energy / Vortex / Bridgestone	10:35.909	13	47.868	8.415	0.269	18.729	14.665	14.474		8
9	218	Ksm Schumacher Racing Team	DEU Schumacher, David	DEU Tony Kart / Vortex / Bridgestone	10:36.043	13	47.993	8.549	0.134	18.719	14.574	14.700		9
10	221	Forza Racing	GBR Alvarez, Sebastian	GBR Exprit / Vortex / Bridgestone	10:36.554	13	48.129	9.060	0.511	18.838	14.750	14.541		10
11	205	Crg Spa	ITA Rosina, Michael	ITA Crg / Parilla / Bridgestone	10:38.052	13	48.157	10.558	1.498	18.847	14.785	14.525		11
12	235	Ricky Flynn Motorsport	GBR Taoufik, Sami	MAR Fa Alonso / Vortex / Bridgestone	10:39.322	13	48.216	11.828	1.270	18.803	14.748	14.665		12
13	254	Ward Racing	SWE Dzitiev, Yuriy	RUS Tony Kart / Vortex / Bridgestone	10:39.439	13	48.210	11.945	0.117	18.872	14.640	14.698		13
14	230	Crg Spa	ITA Alatalo, William	FIN Crg / Parilla / Bridgestone	10:39.561	13	48.228	12.067	0.122	18.802	14.800	14.626		14
15	204	Ward Racing	SWE Rozenfeld, David	RUS Tony Kart / Vortex / Bridgestone	10:39.753	13	48.078	12.259	0.192	18.803	14.740	14.535		15
16	248	Baby Race	ITA Moretti, Marzio	ITA Tony Kart / Vortex / Bridgestone	10:40.037	13	48.101	12.543	0.284	18.756	14.722	14.623		16
17	240	Chiesa Corse	ITA Gheno, Jacopo	ITA Zanardi / Parilla / Bridgestone	10:40.296	13	48.166	12.802	0.259	18.792	14.675	14.699		17
18	260	X-Rei Motorsport	CHE Eichenberger, Tara	CHE Exprit / Vortex / Bridgestone	10:42.075	13	48.333	14.581	1.779	18.884	14.716	14.733		18
19	256	Armellini Andrea	ITA Armellini, Andrea	ITA Tony Kart / Vortex / Bridgestone	10:43.323	13	48.462	15.829	1.248	18.951	14.774	14.737		19
20	251	Komarov Igor	RUS Sitnikov, Nikita	RUS Tony Kart / Tm / Bridgestone	10:39.089	13	48.139	21.595	5.766	18.848	14.650	14.641	+10.000	20
21	259	Schettino Mario	ITA Schettino, Mario	ITA Tony Kart / Parilla / Bridgestone	10:50.953	13	49.031	23.459	1.864	19.113	15.027	14.891		21
22	239	Chiesa Corse	GBR Arnaud, Hugo	GBR Zanardi / Parilla / Bridgestone	10:41.007	13	48.325	23.513	0.054	18.859	14.788	14.678	+10.000	22
23	222	Stern Motorosport	DEU Munding, Wodan Erik	DEU Kali Kart / Parilla / Bridgestone	10:42.568	13	48.399	25.074	1.561	18.852	14.786	14.761	+10.000	23
24	220	Af Competition	DNK Jensen, Daniel	DNK Fa / Vortex / Bridgestone	10:51.048	13	49.163	33.554	8.480	19.191	15.025	14.947	+10.000	24
25	224	Crg Spa	ITA Meyer, Kilian	ITA Crg / Parilla / Bridgestone	2.762	0		13 Laps	13 Laps					25
26	243	Ksm Schumacher Racing Team	DEU Owega, Jusuf	DEU Tony Kart / Vortex / Bridgestone	2.605	0		13 Laps						26
27	207	Ward Racing	SWE Lobanenko, Artem	RUS Tony Kart / Vortex / Bridgestone	2.947	0		13 Laps	0.342					27
28	206	Fun Racing Shop	CHE Von Allmen, Pascal	CHE Sodi / Tm / Bridgestone	3.610	0		13 Laps	0.663					28

N°251 Sitnikov, Nikita : Time penalty of 10". According to steward's decision n°36

N°239 Arnaud, Hugo : Time penalty of 10". According to steward's decision n°37

N°222 Munding, Wodan Erik : Time penalty of 10". According to steward's decision n°39

N°220 Jensen, Daniel : Time penalty of 10". According to steward's decision n°38

Leaders : N°223 Hauger, Dennis (1-13)

Start Time : 17/02 - 17:03:24

Best Lap : N°223 Hauger, Dennis 47.773 90,42 Kph

Weather : Sunny Air : 15°C Track : Dry

Event Record : N°212 Pourchaire, Theo 47.343 91,24 Kph

22nd WINTER CUP (ITA) 16-19/02/2017

Ficr Mantova

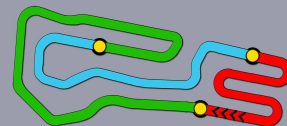
Apex Timing



Scan this QR Code for livetiming

Data processing and charts edit provided by:





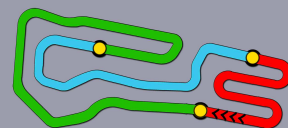
OK

Qualifying Heat B-C Lap Chart

For information purposes. No official / regulatory value

	1	2	3	4	5	6	7	8	9	10	11	12	13	14	15	16	17	18	19	20	21	22	23	24	25	26	27	28
Grid	223	227	238	210	257	211	241	201	218	221	240	251	205	204	230	235	224	243	207	254	239	222	206	260	256	248	259	220
Start	223	227	238	210	257	211	201	221	241	218	251	204	240	235	205	243	230	254	224	222	248	207	239	260	220	206	256	259
Lap 1 Interval	223	238	227	210	257	201	211	241	221	251	218	205	240	235	204	230	254	222	239	260	256	248	220	259				
Lap 2	223	238	227	210	201	211	257	241	221	251	218	205	240	235	230	254	204	239	222	260	256	248	220	259				
Lap 3	223	227	210	238	201	211	257	251	241	218	221	205	235	240	230	254	239	204	222	260	248	256	220	259				
Lap 4	223	227	210	238	201	211	251	257	241	218	221	205	235	240	230	254	239	204	222	248	260	256	220	259				
Lap 5	223	227	210	238	201	211	257	251	241	218	221	205	235	240	254	230	204	239	248	222	260	256	220	259				
Lap 6	223	227	210	238	201	211	257	251	241	218	221	235	205	254	230	240	204	239	248	222	260	256	220	259				
Lap 7	223	227	210	238	201	211	257	241	251	218	221	235	205	254	230	204	239	240	248	222	260	256	220	259				
Lap 8	223	227	210	238	201	211	257	241	251	218	221	235	205	254	230	204	239	248	240	222	260	256	220	259				
Lap 9	223	227	210	238	201	211	257	241	251	218	221	235	205	254	204	230	239	248	240	222	260	256	220	259				
Lap 10	223	227	210	238	201	211	257	241	218	221	235	251	205	254	204	230	248	240	239	222	260	256	220	259				
Lap 11	223	227	210	238	201	211	257	241	218	221	205	251	235	254	204	230	248	240	239	260	222	256	220	259				
Lap 12	223	227	210	238	201	211	257	241	218	221	205	235	251	254	230	204	248	240	239	260	222	256	220	259				
Lap 13	223	227	210	238	201	211	257	241	218	221	205	251	235	254	230	204	248	240	239	260	222	256	259	220				





OK

Qualifying Heat B-C Analysis

For information purposes. No official / regulatory value

Laps	Sector 1	Sector 2	Sector 3	Lap Time
N°201 Hiltbrand, Pedro				
1	20.613	15.301	15.334	51.248
2	19.007	14.925	14.774	48.706
3	18.957	14.770	14.703	48.430
4	18.824	14.699	14.595	48.118
5	18.764	14.639	14.612	48.015
6	18.816	14.670	14.578	48.064
7	18.748	14.634	14.549	47.931
8	18.736	14.666	14.550	47.952
9	18.744	14.595	14.543	47.882
10	18.725	14.612	14.528	47.865
11	18.715	14.602	14.535	47.852
12	18.688	14.624	14.527	47.839
13	18.695	14.594	14.521	47.810

Laps	Sector 1	Sector 2	Sector 3	Lap Time
N°204 Rozenfeld, David				
1	21.850	15.959	15.851	53.660
2	19.509	15.136	15.206	49.851
3	19.437	15.023	14.715	49.175
4	18.894	14.982	14.774	48.650
5	18.889	14.966	14.731	48.586
6	18.818	14.745	14.723	48.286
7	19.095	14.958	14.640	48.693
8	18.892	14.757	14.644	48.293
9	18.854	14.744	14.631	48.229
10	18.858	14.706	14.603	48.167
11	18.803	14.740	14.535	48.078
12	19.048	15.140	15.086	49.274
13	18.807	14.790	14.801	48.398

Laps	Sector 1	Sector 2	Sector 3	Lap Time
N°205 Rosina, Michael				
1	21.077	15.795	15.827	52.699
2	19.154	14.929	14.690	48.773
3	18.942	14.961	15.054	48.957
4	18.976	14.814	14.646	48.436
5	18.876	14.834	15.429	49.139
6	19.331	14.911	14.618	48.860
7	18.894	14.843	14.688	48.425
8	18.847	14.785	14.525	48.157
9	18.804	14.792	14.678	48.274

Laps	Sector 1	Sector 2	Sector 3	Lap Time
10	18.931	14.756	14.535	48.222
11	19.127	14.974	14.738	48.839
12	18.821	14.902	14.705	48.428
13	18.873	14.800	14.634	48.307
N°210 Basz, Karol				
1	20.515	15.091	14.792	50.398
2	18.948	14.818	14.663	48.429
3	18.814	14.971	14.728	48.513
4	18.835	14.682	14.605	48.122
5	18.735	14.685	14.655	48.075
6	18.760	14.675	14.608	48.043
7	18.728	14.648	14.648	48.024
8	18.716	14.629	14.595	47.940
9	18.709	14.620	14.581	47.910
10	18.721	14.626	14.534	47.881
11	18.676	14.613	14.515	47.804
12	18.659	14.592	14.586	47.837
13	18.739	14.605	14.510	47.854

Laps	Sector 1	Sector 2	Sector 3	Lap Time
N°211 Milell, Noah				
1	21.052	15.361	15.096	51.509
2	19.035	14.963	15.081	49.079
3	18.910	14.680	14.718	48.308
4	18.801	14.649	14.659	48.109
5	18.790	14.648	14.674	48.112
6	18.751	14.619	14.633	48.003
7	18.701	14.592	14.584	47.877
8	18.684	14.624	14.646	47.954
9	18.704	14.593	14.672	47.969
10	18.721	14.596	14.624	47.941
11	18.714	14.612	14.633	47.959
12	18.741	14.619	14.613	47.973
13	18.691	14.610	14.608	47.909

Laps	Sector 1	Sector 2	Sector 3	Lap Time
N°218 Schumacher, David				
1	21.710	15.547	15.273	52.530
2	19.125	14.923	14.736	48.784
3	18.963	15.048	14.797	48.808
4	18.933	14.708	14.798	48.439
5	19.023	15.063	15.308	49.394

Laps	Sector 1	Sector 2	Sector 3	Lap Time
6	18.937	14.677	14.682	48.296
7	18.751	14.666	14.598	48.015
8	18.801	14.669	14.725	48.195
9	18.722	14.633	14.838	48.193
10	18.998	14.647	14.628	48.273
11	18.821	14.678	14.601	48.100
12	18.719	14.574	14.700	47.993
13	18.829	14.837	15.071	48.737

Laps	Sector 1	Sector 2	Sector 3	Lap Time
N°220 Jensen, Daniel				
1	22.792	16.214	15.562	54.568
2	19.325	15.152	15.285	49.762
3	19.427	15.154	14.994	49.575
4	19.136	15.084	14.948	49.168
5	19.235	15.046	15.136	49.417
6	19.241	15.001	15.121	49.363
7	19.535	15.123	15.028	49.686
8	19.252	15.131	14.923	49.306
9	19.582	15.115	14.985	49.682
10	19.206	14.991	15.004	49.201
11	19.225	15.024	14.969	49.218
12	19.191	15.025	14.947	49.163
13	19.232	14.996	15.200	49.428

Laps	Sector 1	Sector 2	Sector 3	Lap Time
N°221 Alvarez, Sebastian				
1	20.956	15.712	15.411	52.079
2	19.095	14.931	14.710	48.736
3	19.201	15.315	15.250	49.766
4	18.862	14.845	14.680	48.387
5	18.920	14.937	15.447	49.304
6	18.885	14.758	14.600	48.243
7	18.831	14.729	14.575	48.135
8	18.773	14.719	14.648	48.140
9	18.805	14.666	14.676	48.147
10	19.297	14.829	14.638	48.764
11	18.838	14.750	14.541	48.129
12	18.823	14.726	14.637	48.186
13	18.887	14.813	14.636	48.336

22°WINTER CUP (ITA) 16-19/02/2017

Ficr Mantova

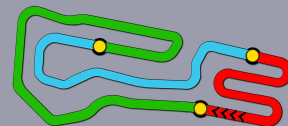
Apex Timing



Scan this QR Code for livetiming

Data processing and charts edit provided by:





OK

Qualifying Heat B-C Analysis

For information purposes. No official / regulatory value

Laps	Sector 1	Sector 2	Sector 3	Lap Time
N°222 Munding, Wodan Erik				
1	22.668	15.808	15.392	53.868
2	19.607	15.172	15.780	50.559
3	19.062	15.005	14.921	48.988
4	19.037	14.905	14.966	48.908
5	19.012	14.862	15.124	48.998
6	18.886	14.889	14.729	48.504
7	18.962	14.828	14.806	48.596
8	18.910	14.851	14.779	48.540
9	18.932	14.813	14.746	48.491
10	18.852	14.786	14.761	48.399
11	18.847	14.838	15.069	48.754
12	19.087	14.823	14.725	48.635
13	18.885	14.820	14.858	48.563

Laps	Sector 1	Sector 2	Sector 3	Lap Time
N°223 Hauger, Dennis				
1	19.621	15.028	14.737	49.386
2	18.945	14.942	14.625	48.512
3	18.915	14.817	14.579	48.311
4	18.839	14.751	14.544	48.134
5	18.847	14.742	14.570	48.159
6	18.820	14.732	14.528	48.080
7	18.761	14.696	14.540	47.997
8	18.757	14.692	14.449	47.898
9	18.744	14.663	14.491	47.898
10	18.723	14.650	14.460	47.833
11	18.694	14.675	14.457	47.826
12	18.720	14.612	14.441	47.773
13	18.737	14.662	14.484	47.883

Laps	Sector 1	Sector 2	Sector 3	Lap Time
N°227 Vidales, David				
1	20.335	15.090	14.786	50.211
2	18.919	14.823	14.647	48.389
3	18.895	14.873	14.688	48.456
4	18.821	14.707	14.607	48.135
5	18.776	14.692	14.611	48.079
6	18.759	14.651	14.548	47.958
7	18.720	14.662	14.585	47.967
8	18.717	14.633	14.566	47.916
9	18.766	14.626	14.537	47.929

Laps	Sector 1	Sector 2	Sector 3	Lap Time
10	18.691	14.659	14.537	47.887
11	18.691	14.627	14.519	47.837
12	18.673	14.573	14.549	47.795
13	18.739	14.613	14.490	47.842

Laps	Sector 1	Sector 2	Sector 3	Lap Time
N°230 Alatalo, William				
1	21.717	15.978	15.826	53.521
2	19.342	15.088	14.730	49.160
3	19.015	14.905	14.673	48.593
4	19.009	14.873	14.638	48.520
5	18.915	14.878	15.271	49.064
6	19.035	14.847	15.002	48.884
7	19.111	14.868	14.670	48.649
8	18.879	14.827	14.696	48.402
9	18.841	14.759	14.909	48.509
10	19.012	14.769	14.637	48.418
11	18.802	14.800	14.626	48.228
12	18.864	15.014	14.696	48.574
13	18.856	14.769	14.784	48.409

Laps	Sector 1	Sector 2	Sector 3	Lap Time
N°235 Taoufik, Sami				
1	21.682	15.784	15.908	53.374
2	19.117	15.066	14.898	49.081
3	18.849	14.911	14.889	48.649
4	18.893	14.745	14.768	48.406
5	18.905	14.752	15.162	48.819
6	19.036	14.693	14.777	48.506
7	18.803	14.748	14.665	48.216
8	18.794	14.759	14.696	48.249
9	18.871	14.673	14.742	48.286
10	18.732	14.680	14.828	48.240
11	19.314	14.792	15.324	49.430
12	19.122	14.673	14.729	48.524
13	18.826	14.651	15.572	49.049

Laps	Sector 1	Sector 2	Sector 3	Lap Time
N°238 Eteki, Adam				
1	20.070	15.076	14.738	49.884
2	18.874	14.849	14.796	48.519
3	18.942	15.268	15.039	49.249
4	18.890	14.701	14.712	48.303
5	18.828	14.724	14.631	48.183

Laps	Sector 1	Sector 2	Sector 3	Lap Time
6	18.762	14.684	14.588	48.034
7	18.707	14.641	14.587	47.935
8	18.721	14.657	14.631	48.009
9	18.684	14.609	14.583	47.876
10	18.655	14.637	14.576	47.868
11	18.665	14.600	14.550	47.815
12	18.673	14.571	14.585	47.829
13	18.660	14.651	14.581	47.892

Laps	Sector 1	Sector 2	Sector 3	Lap Time
N°239 Arnaud, Hugo				
1	22.655	15.732	15.323	53.710
2	19.299	14.989	15.019	49.307
3	19.167	14.907	14.777	48.851
4	18.962	14.878	14.806	48.646
5	18.939	14.994	15.051	48.984
6	18.843	14.789	14.808	48.440
7	18.894	14.969	15.089	48.952
8	18.869	14.836	14.722	48.427
9	18.974	14.837	14.686	48.497
10	18.847	14.843	15.243	48.933
11	18.891	14.873	14.684	48.448
12	18.859	14.788	14.678	48.325
13	18.879	14.850	14.703	48.432

Laps	Sector 1	Sector 2	Sector 3	Lap Time
N°240 Gheno, Jacopo				
1	21.662	15.777	15.910	53.349
2	19.081	15.030	14.801	48.912
3	18.831	15.012	15.263	49.106
4	18.907	14.817	14.718	48.442
5	18.888	14.868	15.041	48.797
6	19.101	14.826	15.550	49.477
7	19.044	15.057	15.664	49.765
8	18.840	14.796	15.114	48.750
9	18.885	14.799	14.688	48.372
10	18.818	14.736	14.773	48.327
11	18.796	14.799	14.633	48.228
12	18.739	14.794	14.637	48.170
13	18.792	14.675	14.699	48.166

22°WINTER CUP (ITA) 16-19/02/2017

Ficr Mantova

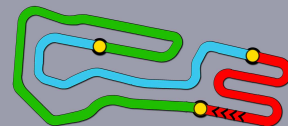
Apex Timing



Scan this QR Code for livetiming

Data processing and charts edit provided by:





OK

Qualifying Heat B-C Analysis

For information purposes. No official / regulatory value

Laps	Sector 1	Sector 2	Sector 3	Lap Time
N°241 Kenneally, Finlay				
1	21.066	15.678	15.082	51.826
2	19.066	14.903	14.781	48.750
3	19.297	14.864	15.155	49.316
4	18.954	14.835	14.846	48.635
5	19.040	15.065	15.173	49.278
6	18.892	14.680	14.571	48.143
7	18.824	14.709	14.576	48.109
8	18.729	14.665	14.474	47.868
9	18.889	14.681	15.112	48.682
10	18.779	14.644	14.531	47.954
11	18.765	14.664	14.523	47.952
12	18.878	14.734	14.637	48.249
13	18.884	15.005	15.054	48.943

Laps	Sector 1	Sector 2	Sector 3	Lap Time
N°248 Moretti, Marzio				
1	24.144	15.705	15.092	54.941
2	19.094	15.071	15.760	49.925
3	19.228	14.914	14.732	48.874
4	18.922	14.896	15.057	48.875
5	18.823	14.839	14.776	48.438
6	18.798	14.768	14.671	48.237
7	18.781	14.683	14.825	48.289
8	18.822	14.790	14.810	48.422
9	18.781	14.765	14.753	48.299
10	18.783	14.731	14.870	48.384
11	18.756	14.722	14.623	48.101
12	18.783	14.727	14.627	48.137
13	18.846	14.707	14.696	48.249

Laps	Sector 1	Sector 2	Sector 3	Lap Time
N°251 Sitnikov, Nikita				
1	21.223	15.797	15.209	52.229
2	19.153	14.883	14.765	48.801
3	19.022	15.003	14.724	48.749
4	18.878	14.672	14.814	48.364
5	18.969	15.250	15.224	49.443
6	18.848	14.650	14.641	48.139
7	18.790	14.667	14.907	48.364
8	18.809	14.687	14.662	48.158
9	18.719	14.653	14.961	48.333

Laps	Sector 1	Sector 2	Sector 3	Lap Time
10	19.468	14.720	15.267	49.455
11	19.487	14.942	14.947	49.376
12	19.332	14.818	14.677	48.827
13	18.820	14.552	15.182	48.554

Laps	Sector 1	Sector 2	Sector 3	Lap Time
N°254 Dzitiev, Yuriy				
1	22.646	15.672	15.483	53.801
2	19.281	15.097	14.985	49.363
3	18.992	14.849	14.706	48.547
4	18.930	14.754	14.682	48.366
5	18.909	14.791	14.959	48.659
6	18.854	14.829	15.151	48.834
7	19.138	14.735	14.641	48.514
8	18.868	14.763	14.683	48.314
9	18.815	14.733	14.699	48.247
10	18.911	14.736	14.700	48.347
11	18.872	14.640	14.698	48.210
12	19.180	15.051	14.728	48.959
13	18.855	14.750	14.989	48.594

Laps	Sector 1	Sector 2	Sector 3	Lap Time
N°256 Armellin, Andrea				
1	22.453	16.063	14.989	53.505
2	19.462	15.074	15.707	50.243
3	19.575	15.029	14.804	49.408
4	19.006	14.868	15.137	49.011
5	19.165	14.919	14.687	48.771
6	19.024	14.812	14.727	48.563
7	19.026	14.827	14.675	48.528
8	18.954	14.865	14.845	48.664
9	18.970	14.821	14.793	48.584
10	18.950	14.807	14.763	48.520
11	18.951	14.774	14.737	48.462
12	19.035	14.860	14.744	48.639
13	18.972	14.872	14.764	48.608

Laps	Sector 1	Sector 2	Sector 3	Lap Time
N°257 Lindh, Rasmus				
1	20.664	15.243	15.113	51.020
2	19.239	14.958	15.554	49.751
3	19.227	14.766	15.040	49.033
4	18.873	14.754	15.076	48.703
5	19.052	14.862	14.892	48.806

Laps	Sector 1	Sector 2	Sector 3	Lap Time
6	18.886	14.834	14.694	48.414
7	18.735	14.714	14.672	48.121
8	18.774	14.720	14.718	48.212
9	18.792	14.692	14.869	48.353
10	18.720	14.679	14.518	47.917
11	18.794	14.846	14.671	48.311
12	18.808	14.747	14.713	48.268
13	18.867	14.937	14.931	48.735

Laps	Sector 1	Sector 2	Sector 3	Lap Time
N°259 Schettino, Mario				
1	22.369	16.749	15.264	54.382
2	19.417	15.415	15.117	49.949
3	19.276	15.254	14.868	49.398
4	19.247	15.238	14.754	49.239
5	19.124	15.115	14.827	49.066
6	19.250	15.211	14.935	49.396
7	19.540	15.138	14.958	49.636
8	19.259	15.149	14.879	49.287
9	19.788	15.199	14.859	49.846
10	19.113	15.027	14.891	49.031
11	19.227	15.162	14.885	49.274
12	19.239	15.022	14.817	49.078
13	19.236	15.099	14.850	49.185

Laps	Sector 1	Sector 2	Sector 3	Lap Time
N°260 Eichenberger, Tara				
1	22.865	15.847	15.265	53.977
2	19.362	15.110	15.734	50.206
3	19.210	14.973	14.845	49.028
4	19.042	14.906	15.481	49.429
5	19.002	14.817	14.832	48.651
6	18.958	14.837	14.759	48.554
7	18.938	14.849	14.709	48.496
8	18.964	14.806	14.724	48.494
9	18.932	14.808	14.706	48.446
10	18.909	14.737	14.744	48.390
11	18.908	14.795	14.780	48.483
12	18.896	14.785	14.760	48.441
13	18.884	14.716	14.733	48.333

22°WINTER CUP (ITA) 16-19/02/2017

Ficr Mantova

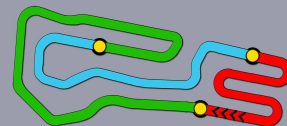
Apex Timing



Scan this QR Code for livetiming

Data processing and charts edit provided by:





OK

Qualifying Heat B-C Starting Grid

Document 25 OFFICIAL

220	Jensen, Daniel Fa / Vortex / Bridgestone	94 Points	14	259	Schettino, Mario Tony Kart / Parilla / Bridgestone	98 Points
248	Moretti, Marzio Tony Kart / Vortex / Bridgestone	64 Points	13	256	Armellin, Andrea Tony Kart / Vortex / Bridgestone	89 Points
260	Eichenberger, Tara Exprit / Vortex / Bridgestone	86 Points	12	206	Von Allmen, Pascal Sodi / Tm / Bridgestone	87 Points
222	Munding, Wodan Erik Kali Kart / Parilla / Bridgestone	92 Points	11	239	Arnaud, Hugo Zanardi / Parilla / Bridgestone	72 Points
254	Dzitiey, Yuriy Tony Kart / Vortex / Bridgestone	49 Points	10	207	Lobanenko, Artem Tony Kart / Vortex / Bridgestone	89 Points
243	Owega, Jusuf Tony Kart / Vortex / Bridgestone	80 Points	9	224	Meyer, Kilian Crg / Parilla / Bridgestone	60 Points
235	Taufik, Sami Fa Alonso / Vortex / Bridgestone	61 Points	8	230	Alatalo, William Crg / Parilla / Bridgestone	59 Points
204	Rozenfeld, David Tony Kart / Vortex / Bridgestone	62 Points	7	205	Rosina, Michael Crg / Parilla / Bridgestone	51 Points
251	Sitnikov, Nikita Tony Kart / Tm / Bridgestone	46 Points	6	240	Gheno, Jacopo Zanardi / Parilla / Bridgestone	54 Points
221	Alvarez, Sebastian Exprit / Vortex / Bridgestone	52 Points	5	218	Schumacher, David Tony Kart / Vortex / Bridgestone	48 Points
201	Hiltbrand, Pedro Tony Kart / Vortex / Bridgestone	14 Points	4	241	Kenneally, Finlay Energy / Vortex / Bridgestone	41 Points
211	Milell, Noah Kosmic / Vortex / Bridgestone	31 Points	3	257	Lindh, Rasmus Ricciardo Kart / Tm / Bridgestone	25 Points
210	Basz, Karol Kosmic / Vortex / Bridgestone	14 Points	2	238	Eteki, Adam Zanardi / Parilla / Bridgestone	12 Points
227	Vidales, David Tony Kart / Vortex / Bridgestone	33 Points	1	223	Hauger, Dennis Crg / Parilla / Bridgestone	6 Points

POLE POSITION



Start : 17/02 - 17:00 13 Laps = 15,600 Km

22°WINTER CUP (ITA) 16-19/02/2017

Ficr Mantova

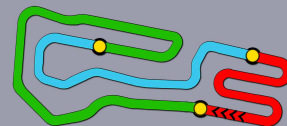
Apex Timing



Scan this QR Code for livetiming

Data processing and charts edit provided by:





OK

Qualifying Heat C-D

Document 27 OFFICIAL

Rnk	N°	Entrant	Nat E.	Driver	Nat D.	Material	Time	Laps	Best Lap	Gap	Interv.	Sector 1	Sector 2	Sector 3	Penalty	Points
1	227	Tony Kart Racing Team	ITA	Vidales, David	ESP	Tony Kart / Vortex / Bridgestone	10:26.831	13	47.902			18.720	14.650	14.532		0
2	210	Kosmic Racing Team	ITA	Basz, Karol	POL	Kosmic / Vortex / Bridgestone	10:27.113	13	47.892	0.282	0.282	18.706	14.616	14.570		2
3	201	Tony Kart Racing Team	ITA	Hiltbrand, Pedro	ESP	Tony Kart / Vortex / Bridgestone	10:28.394	13	47.861	1.563	1.281	18.668	14.611	14.582		3
4	237	Chiesa Corse	GBR	Travisanutto, Lorenzo	ITA	Zanardi / Parilla / Bridgestone	10:29.034	13	47.910	2.203	0.640	18.775	14.605	14.530		4
5	211	Kosmic Racing Team	ITA	Milell, Noah	SWE	Kosmic / Vortex / Bridgestone	10:29.320	13	47.880	2.489	0.286	18.751	14.539	14.590		5
6	246	Birel Art Racing	ITA	Collet, Caio	BRA	Birel Art / Tm / Bridgestone	10:31.123	13	47.884	4.292	1.803	18.674	14.658	14.552		6
7	251	Komarov Igor	RUS	Sitnikov, Nikita	RUS	Tony Kart / Tm / Bridgestone	10:31.654	13	48.012	4.823	0.531	18.754	14.643	14.615		7
8	226	Crg Spa	ITA	Bradshaw, Callum	GBR	Crg / Parilla / Bridgestone	10:33.069	13	48.033	6.238	1.415	18.774	14.676	14.583		8
9	232	Energy Corse Srl	ITA	Nouet, Theo	FRA	Energy / Parilla / Bridgestone	10:33.464	13	48.004	6.633	0.395	18.675	14.620	14.709		9
10	229	Tony Kart Racing Team	ITA	Petecof, Gianluca	BRA	Tony Kart / Vortex / Bridgestone	10:34.125	13	47.790	7.294	0.661	18.649	14.618	14.523		10
11	221	Forza Racing	GBR	Alvarez, Sebastian	GBR	Exprit / Vortex / Bridgestone	10:34.366	13	48.127	7.535	0.241	18.808	14.765	14.554		11
12	248	Baby Race	ITA	Moretto, Marzio	ITA	Tony Kart / Vortex / Bridgestone	10:34.833	13	47.836	8.002	0.467	18.645	14.597	14.594		12
13	203	Ward Racing	SWE	Shvetsov, Ivan	RUS	Tony Kart / Vortex / Bridgestone	10:36.163	13	48.067	9.332	1.330	18.866	14.590	14.611		13
14	249	Birel Art Racing	ITA	Matthews, Jace	AUS	Ricciardo Kart / Tm / Bridgestone	10:37.585	13	47.910	10.754	1.422	18.639	14.666	14.605		14
15	254	Ward Racing	SWE	Dzitiey, Yuriy	RUS	Tony Kart / Vortex / Bridgestone	10:39.581	13	48.191	12.750	1.996	18.840	14.662	14.689		15
16	219	Chupinin Anton	UKR	Simonov, Mikhail	RUS	Tony Kart / Vortex / Bridgestone	10:40.316	13	48.193	13.485	0.735	18.759	14.674	14.760		16
17	243	Ksm Schumacher Racing Team	DEU	Owega, Jusuf	DEU	Tony Kart / Vortex / Bridgestone	10:40.446	13	48.146	13.615	0.130	18.733	14.789	14.624		17
18	222	Stern Motorsport	DEU	Munding, Wodan Erik	ITA	Kali Kart / Parilla / Bridgestone	10:41.964	13	48.259	15.133	1.518	18.783	14.784	14.692		18
19	242	Baby Race	ITA	Morricono, Edoardo	ITA	Tony Kart / Vortex / Bridgestone	10:42.273	13	48.193	15.442	0.309	18.779	14.709	14.705		19
20	231	Exprit Kart Team	CHE	Weibel, Samuel	CHE	Exprit / Vortex / Bridgestone	10:42.963	13	48.430	16.132	0.690	19.005	14.739	14.686		20
21	204	Ward Racing	SWE	Rozenfeld, David	RUS	Tony Kart / Vortex / Bridgestone	10:33.924	13	48.079	17.093	0.961	18.829	14.705	14.545	+10.000	21
22	235	Ricky Flynn Motorsport	GBR	Taoufik, Sami	MAR	Fa Alonso / Vortex / Bridgestone	10:44.270	13	48.160	17.439	0.346	18.788	14.607	14.765		22
23	202	Af Competition	DNK	Gerner, Carl-Anton	DNK	Fa / Vortex / Bridgestone	10:39.231	13	48.136	22.400	4.961	18.867	14.606	14.663	+10.000	23
24	220	Af Competition	DNK	Jensen, Daniel	DNK	Fa / Vortex / Bridgestone	10:50.268	13	49.112	23.437	1.037	19.168	15.026	14.918		24
25	209	Rl-Competition	DEU	Binder, Rene	DEU	Crg / Parilla / Bridgestone	10:45.270	12	48.318	1 Lap	1 Lap	18.885	14.775	14.658	+10.000	25
26	253	Ward Racing	SWE	Persson, Sebastian	SWE	Tony Kart / Vortex / Bridgestone	7:24.171	9	48.394	4 Laps	3 Laps	18.780	14.757	14.857		26
27	260	X-Rei Motorsport	CHE	Eichenberger, Tara	CHE	Exprit / Vortex / Bridgestone	5:50.755	7	48.461	6 Laps	2 Laps	18.961	14.815	14.685		27
28	215	Ksm Schumacher Racing Team	DEU	Fritsch, Valentino	DEU	Tony Kart / Vortex / Bridgestone	1:47.905	2	50.106	11 Laps	5 Laps	19.230	15.151	15.725		28

N°204 Rozenfeld, David : Time penalty of 10". According to steward's decision n°10

N°202 Gerner, Carl-Anton : Time penalty of 10". According to steward's decision n°11

N°209 Binder, Rene : Time penalty of 10". According to steward's decision n°12

Leaders : N°227 Vidales, David (1-13)

Start Time : 17/02 - 14:52:19

Best Lap : N°229 Petecof, Gianluca 47.790 90,39 Kph

Weather : Sunny Air : 15°C Track : Dry

Event Record : N°212 Pourchaire, Theo 47.343 91,24 Kph

22°WINTER CUP (ITA) 16-19/02/2017

Ficr Mantova

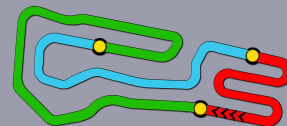
Apex Timing



Scan this QR Code for livetiming

Data processing and charts edit provided by:





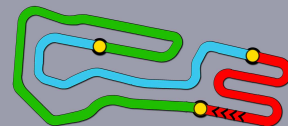
OK

Qualifying Heat C-D Lap Chart

For information purposes. No official / regulatory value

	1	2	3	4	5	6	7	8	9	10	11	12	13	14	15	16	17	18	19	20	21	22	23	24	25	26	27	28
Grid	227	237	210	229	211	246	201	232	221	253	251	226	204	202	235	219	243	203	254	242	222	209	260	231	248	215	220	249
Start	227	210	211	237	201	229	221	246	251	232	204	235	226	243	254	202	222	219	203	248	260	242	249	209	231	215	220	
Lap 1 Interval	227	210 0.3	237 0.7	211 0.1	201 0.0	229 0.2	221 0.3	246 0.3	251 0.2	235 0.2	253 0.7	226 0.0	204 0.5	202 0.4	235 0.4	219 0.1	243 0.6	203 0.2	254 0.4	242 0.1	222 0.0	209 0.3	260 0.2	231 0.2	248 0.3	215 0.1	220 0.0	249 0.5
Lap 2	227	210 0.2	237 0.8	201 0.3	229 0.3	211 0.4	221 0.1	251 0.4	235 0.2	246 0.0	226 0.7	253 0.1	232 0.4	204 0.2	254 0.5	243 0.3	248 0.3	203 0.4	202 0.5	249 0.4	219 0.7	222 0.1	260 0.7	231 0.2	215 0.1	242 0.1	220 0.2	209 2.5
Lap 3	227	210 0.3	237 0.7	201 0.2	229 0.3	211 0.4	221 0.2	251 0.4	235 0.3	246 0.1	226 0.8	232 0.4	253 0.3	204 0.0	254 0.3	248 0.8	203 0.2	243 0.1	202 0.8	249 0.1	219 0.5	222 0.4	260 0.8	231 0.5	242 0.5	220 0.3	209 47.3	
Lap 4	227	210 0.3	237 0.6	201 0.2	229 0.3	211 0.4	221 0.5	251 0.2	246 0.3	235 0.0	226 0.9	232 0.3	204 0.7	253 0.2	254 0.1	248 0.3	203 0.5	243 0.5	249 0.9	202 0.0	219 0.5	222 0.3	260 1.0	231 0.4	242 0.3	220 0.9	209 50.3	
Lap 5	227	210 0.4	237 0.9	201 0.0	229 0.3	211 0.3	251 0.9	221 0.0	246 0.0	235 0.2	226 0.7	232 0.3	204 0.7	253 0.6	248 0.2	254 0.0	203 0.3	243 0.7	249 0.5	202 0.2	219 0.6	222 0.4	260 1.2	231 0.4	242 0.5	220 1.5	209 49.5	
Lap 6	227	210 0.4	201 1.4	237 0.3	211 0.2	251 1.0	221 0.0	246 0.3	235 0.1	226 0.8	232 0.0	204 0.6	229 0.2	248 0.7	253 0.5	254 0.2	203 0.0	243 0.2	249 0.3	202 0.3	219 0.6	222 0.4	260 1.5	231 0.4	242 0.4	220 2.4	209 49.1	
Lap 7	227	210 0.4	201 1.4	237 0.3	211 0.3	251 1.1	246 0.4	235 0.3	221 0.1	226 0.4	232 0.3	204 0.4	248 1.1	229 0.0	253 0.5	203 0.2	254 1.1	202 0.3	249 0.0	243 0.1	219 0.0	222 0.4	260 1.6	231 0.2	242 0.2	220 3.6	209 48.0	
Lap 8	227	210 0.4	201 1.3	237 0.4	211 0.2	251 1.4	246 0.1	235 0.5	221 0.1	226 0.3	232 0.2	204 0.3	248 1.0	229 0.2	203 1.0	253 0.3	254 0.9	249 0.3	202 0.1	243 0.3	222 0.4	219 0.2	231 1.7	242 0.3	220 4.0	209 47.3		
Lap 9	227	210 0.5	201 1.3	237 0.5	211 0.2	246 1.8	251 0.0	221 0.7	226 0.3	232 0.1	204 0.4	248 0.7	229 0.1	203 1.4	253 0.6	249 1.4	202 0.2	243 0.1	254 0.0	235 0.0	219 0.3	222 0.1	231 1.7	242 0.2	220 4.8	209 46.6		
Lap 10	227	210 0.4	201 1.3	237 0.5	211 0.3	246 1.8	251 0.2	226 1.0	221 0.0	232 0.1	204 0.3	248 0.7	229 0.1	203 1.5	249 2.1	202 0.8	254 0.3	219 0.4	243 0.1	222 0.1	235 0.2	231 1.0	242 0.2	220 5.4	209 45.9			
Lap 11	227	210 0.3	201 1.4	237 0.5	211 0.2	246 1.7	251 0.4	226 1.1	232 0.3	204 0.4	221 0.0	229 0.7	248 0.2	203 1.0	249 1.9	202 1.1	254 0.3	219 0.6	243 0.2	222 0.7	231 0.4	242 0.1	235 1.5	220 4.7	209 45.0			
Lap 12	227	210 0.2	201 1.4	237 0.5	211 0.4	246 1.7	251 0.4	226 1.2	232 0.2	204 0.5	221 0.1	229 0.3	248 0.5	203 1.1	249 1.7	202 1.3	254 0.3	219 0.6	243 0.2	222 1.1	242 0.6	231 0.3	235 1.4	220 5.2	209 44.1			
Lap 13	227	210 0.2	201 1.2	237 0.6	211 0.2	246 1.8	251 0.5	226 1.4	232 0.3	204 0.4	229 0.2	221 0.2	248 0.4	203 1.3	249 1.4	202 1.6	254 0.3	219 0.7	243 0.1	222 1.5	242 0.3	231 0.6	235 1.3	220 5.9				





OK

Qualifying Heat C-D Analysis

For information purposes. No official / regulatory value

Laps	Sector 1	Sector 2	Sector 3	Lap Time	Laps	Sector 1	Sector 2	Sector 3	Lap Time	Laps	Sector 1	Sector 2	Sector 3	Lap Time
N°201 Hiltbrand, Pedro					10	18.821	14.669	14.584	48.074	7	18.759	14.661	14.607	48.027
1	19.914	14.992	14.919	49.825	11	18.833	14.648	14.628	48.109	8	18.730	14.643	14.597	47.970
2	19.204	14.764	14.601	48.569	12	18.941	14.704	14.548	48.193	9	18.733	14.608	14.581	47.922
3	18.846	14.662	14.658	48.166	13	18.914	14.687	14.677	48.278	10	18.704	14.618	14.578	47.900
4	18.840	14.630	14.620	48.090	N°204 Rozenfeld, David					11	18.706	14.616	14.570	47.892
5	18.742	14.653	14.680	48.075	1	21.392	15.899	15.206	52.497	12	18.710	14.629	14.575	47.914
6	19.044	14.816	14.630	48.490	2	19.041	14.953	14.628	48.622	13	18.778	14.579	14.693	48.050
7	18.748	14.618	14.643	48.009	3	18.821	14.886	14.846	48.553	N°211 Milell, Noah				
8	18.738	14.625	14.553	47.916	4	18.874	14.864	14.743	48.481	1	19.584	15.069	15.258	49.911
9	18.668	14.611	14.582	47.861	5	18.829	14.705	14.545	48.079	2	19.383	15.155	14.891	49.429
10	18.764	14.652	14.517	47.933	6	18.824	14.800	14.662	48.286	3	18.782	14.699	14.693	48.174
11	18.732	14.648	14.577	47.957	7	18.839	14.701	14.566	48.106	4	18.771	14.620	14.681	48.072
12	18.699	14.653	14.570	47.922	8	18.795	14.692	14.614	48.101	5	18.737	14.586	14.638	47.961
13	18.719	14.637	14.555	47.911	9	18.814	14.690	14.630	48.134	6	18.989	14.799	14.683	48.471
N°202 Gerner, Carl-Anton					10	18.829	14.692	14.584	48.105	7	18.764	14.603	14.683	48.050
1	21.177	16.265	16.409	53.851	11	18.949	14.829	14.628	48.406	8	18.723	14.602	14.619	47.944
2	19.086	14.863	14.857	48.806	12	18.821	14.690	14.653	48.164	9	18.699	14.569	14.657	47.925
3	18.841	14.826	15.242	48.909	13	18.862	14.709	14.599	48.170	10	18.733	14.604	14.655	47.992
4	18.826	14.931	15.079	48.836	N°209 Binder, Rene					11	18.744	14.621	14.608	47.973
5	18.867	14.606	14.663	48.136	1	22.119	16.461	16.448	55.028	12	18.718	14.619	14.682	48.019
6	18.747	14.680	14.721	48.148	2	20.578	15.715	15.863	52.156	13	18.751	14.539	14.590	47.880
7	18.724	15.017	15.192	48.933	3	58.764	19.315	16.246	1:34.325	N°215 Fritsch, Valentino				
8	19.086	14.742	14.772	48.600	4	20.336	16.359	15.401	52.096	1	20.916	16.455	16.068	53.439
9	18.879	14.686	15.291	48.856	5	19.030	14.826	14.690	48.546	2	19.230	15.151	15.725	50.106
10	18.994	14.928	14.759	48.681	6	19.019	14.967	14.783	48.769	N°219 Simonov, Mikhail				
11	18.843	14.697	14.723	48.263	7	18.938	14.798	14.666	48.402	1	21.695	17.003	15.904	54.602
12	18.757	14.687	14.745	48.189	8	18.957	14.891	14.629	48.477	2	19.247	14.942	14.994	49.183
13	18.780	14.714	14.734	48.228	9	18.980	14.827	14.666	48.473	3	18.849	14.795	14.757	48.401
N°203 Shvetsov, Ivan					10	19.036	14.805	14.732	48.573	4	18.800	15.000	14.858	48.658
1	21.355	16.207	15.696	53.258	11	18.885	14.775	14.658	48.318	5	18.781	14.687	14.757	48.225
2	19.118	14.831	14.735	48.684	12	18.968	14.777	14.657	48.402	6	18.759	14.674	14.760	48.193
3	18.854	14.635	14.999	48.488	N°210 Basz, Karol					7	18.783	14.750	14.970	48.503
4	18.828	14.723	14.752	48.303	1	19.517	14.912	14.712	49.141	8	19.363	15.172	14.877	49.412
5	18.866	14.590	14.611	48.067	2	18.894	14.812	14.661	48.367	9	18.783	14.717	14.867	48.367
6	18.816	14.716	15.242	48.774	3	18.893	14.737	14.650	48.280	10	18.966	14.819	15.108	48.893
7	19.041	14.652	14.724	48.417	4	18.834	14.695	14.656	48.185	11	19.074	14.684	14.770	48.528
8	18.850	14.599	14.842	48.291	5	18.806	14.634	14.574	48.014	12	18.757	14.723	14.719	48.199
9	18.809	14.857	14.593	48.259	6	18.733	14.669	14.650	48.052	13	18.812	14.683	14.782	48.277

22°WINTER CUP (ITA) 16-19/02/2017

Ficr Mantova

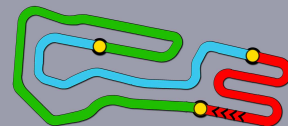
Apex Timing



Scan this QR Code for livetiming

Data processing and charts edit provided by:





OK

Qualifying Heat C-D Analysis

For information purposes. No official / regulatory value

Laps	Sector 1	Sector 2	Sector 3	Lap Time	Laps	Sector 1	Sector 2	Sector 3	Lap Time	Laps	Sector 1	Sector 2	Sector 3	Lap Time
N°220 Jensen, Daniel					10	18.909	14.948	15.154	49.011	6	19.108	17.510	15.653	52.271
1	20.839	16.542	15.747	53.128	11	18.965	15.319	15.007	49.291	7	19.242	14.882	14.978	49.102
2	19.660	15.305	15.146	50.111	12	18.971	14.740	14.816	48.527	8	18.823	14.696	14.647	48.166
3	19.419	15.164	14.921	49.504	13	18.926	14.825	14.799	48.550	9	18.649	14.618	14.523	47.790
4	19.168	15.026	14.918	49.112	N°226 Bradshaw, Callum					10	18.839	14.646	14.560	48.045
5	19.160	15.169	15.012	49.341	1	20.938	15.249	14.979	51.166	11	18.729	14.660	14.883	48.272
6	19.163	15.037	15.036	49.236	2	18.981	15.023	14.830	48.834	12	18.699	14.606	14.558	47.863
7	19.206	15.032	15.206	49.444	3	18.873	14.907	14.685	48.465	13	18.729	14.672	14.506	47.907
8	19.162	15.026	15.044	49.232	4	18.909	14.720	14.621	48.250	N°231 Weibel, Samuel				
9	19.096	15.046	15.027	49.169	5	18.774	14.676	14.583	48.033	1	21.458	16.346	16.261	54.065
10	19.251	15.048	14.957	49.256	6	18.759	15.140	14.830	48.729	2	19.394	15.036	15.391	49.821
11	19.155	15.098	15.002	49.255	7	18.855	14.683	14.549	48.087	3	19.463	14.898	14.773	49.134
12	19.177	15.052	14.989	49.218	8	18.831	14.684	14.663	48.178	4	19.062	14.875	14.713	48.650
13	19.207	14.992	14.983	49.182	9	18.735	14.739	14.636	48.110	5	19.096	14.790	14.685	48.571
N°221 Alvarez, Sebastian					10	18.760	14.718	14.764	48.242	6	19.005	14.739	14.686	48.430
1	20.327	15.083	14.780	50.190	11	18.846	14.675	14.627	48.148	7	19.001	14.759	14.717	48.477
2	18.975	15.192	14.824	48.991	12	18.767	14.694	14.668	48.129	8	19.062	14.964	14.705	48.731
3	18.823	14.807	14.619	48.249	13	18.812	14.713	14.629	48.154	9	19.038	14.795	14.681	48.514
4	18.847	14.882	14.617	48.346	N°227 Vidales, David					10	19.103	14.759	14.725	48.587
5	18.832	14.726	14.954	48.512	1	19.281	14.907	14.649	48.837	11	19.018	14.746	14.731	48.495
6	19.010	14.886	14.658	48.554	2	18.959	14.792	14.700	48.451	12	19.466	14.784	14.777	49.027
7	18.919	14.752	15.361	49.032	3	18.872	14.724	14.608	48.204	13	19.076	14.771	14.716	48.563
8	18.918	14.742	14.536	48.196	4	18.843	14.703	14.616	48.162	N°232 Nouet, Theo				
9	18.808	14.765	14.554	48.127	5	18.766	14.643	14.592	48.001	1	21.349	15.693	15.088	52.130
10	18.798	14.762	15.124	48.684	6	18.769	14.623	14.573	47.965	2	19.059	14.886	14.825	48.770
11	19.283	14.779	14.878	48.940	7	18.731	14.645	14.658	48.034	3	18.805	14.732	14.811	48.348
12	18.883	14.729	14.644	48.256	8	18.766	14.642	14.568	47.976	4	18.812	14.710	14.707	48.229
13	18.922	14.945	14.590	48.457	9	18.720	14.650	14.532	47.902	5	18.675	14.620	14.709	48.004
N°222 Munding, Wodan Erik					10	18.821	14.630	14.546	47.997	6	18.717	14.905	14.814	48.436
1	21.586	16.286	16.052	53.924	11	18.774	14.626	14.555	47.955	7	18.920	14.736	14.671	48.327
2	19.684	15.135	15.196	50.015	12	18.753	14.656	14.620	48.029	8	18.708	14.725	14.719	48.152
3	18.976	14.902	14.823	48.701	13	18.755	14.594	14.648	47.997	9	18.667	14.676	14.673	48.016
4	18.873	14.876	14.796	48.545	N°229 Petecof, Gianluca					10	18.787	14.663	14.778	48.228
5	18.845	14.780	14.696	48.321	1	20.208	14.980	14.824	50.012	11	19.095	14.674	14.545	48.314
6	18.783	14.784	14.692	48.259	2	19.204	14.894	14.639	48.737	12	18.706	14.678	14.684	48.068
7	18.851	14.802	14.833	48.486	3	18.750	14.800	14.605	48.155	13	18.797	14.656	14.811	48.264
8	18.907	15.004	14.745	48.656	4	18.737	14.741	14.578	48.056					
9	18.806	14.798	15.214	48.818	5	18.795	14.701	14.561	48.057					

22°WINTER CUP (ITA) 16-19/02/2017

Ficr Mantova

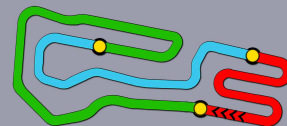
Apex Timing



Scan this QR Code for livetiming

Data processing and charts edit provided by:





OK

Qualifying Heat C-D Analysis

For information purposes. No official / regulatory value

Laps	Sector 1	Sector 2	Sector 3	Lap Time
N°235 Taoufik, Sami				
1	20.580	15.008	14.828	50.416
2	18.988	14.887	15.011	48.886
3	18.891	14.735	14.694	48.320
4	18.805	14.638	14.798	48.241
5	18.864	14.659	14.715	48.238
6	18.880	14.792	15.000	48.672
7	18.821	14.651	14.911	48.383
8	18.788	14.607	14.765	48.160
9	18.738	19.306	16.279	54.323
10	19.813	14.867	15.093	49.773
11	18.890	17.139	15.271	51.300
12	19.098	14.795	14.781	48.674
13	18.883	14.787	14.787	48.457

Laps	Sector 1	Sector 2	Sector 3	Lap Time
N°237 Travanutto, Lorenzo				
1	19.798	15.031	14.906	49.735
2	19.004	14.776	14.668	48.448
3	18.871	14.718	14.645	48.234
4	18.828	14.690	14.595	48.113
5	18.811	14.655	14.833	48.299
6	19.601	14.743	14.560	48.904
7	18.816	14.652	14.551	48.019
8	18.787	14.614	14.556	47.957
9	18.711	14.626	14.608	47.945
10	18.817	14.619	14.524	47.960
11	18.761	14.672	14.546	47.979
12	18.775	14.605	14.530	47.910
13	18.804	14.646	14.551	48.001

Laps	Sector 1	Sector 2	Sector 3	Lap Time
N°242 Morricono, Edoardo				
1	22.081	16.635	15.908	54.624
2	19.557	15.209	15.241	50.007
3	19.551	15.025	14.812	49.388
4	18.915	14.840	14.741	48.496
5	19.288	14.814	14.653	48.755
6	18.855	14.811	14.676	48.342
7	18.819	14.772	14.659	48.250
8	19.029	15.009	14.765	48.803
9	18.903	14.791	14.740	48.434

Laps	Sector 1	Sector 2	Sector 3	Lap Time
10	19.044	14.800	14.777	48.621
11	18.947	14.803	14.645	48.395
12	19.071	14.777	14.680	48.528
13	18.779	14.709	14.705	48.193

Laps	Sector 1	Sector 2	Sector 3	Lap Time
N°243 Owega, Jusuf				
1	21.088	15.957	15.673	52.718
2	19.076	14.934	14.853	48.863
3	18.899	14.888	15.560	49.347
4	18.943	14.966	14.783	48.692
5	18.851	14.769	14.710	48.330
6	18.840	14.694	14.695	48.229
7	19.069	14.803	15.888	49.760
8	19.374	14.726	14.669	48.769
9	18.718	14.776	15.158	48.652
10	18.822	15.075	15.557	49.454
11	19.162	14.847	14.668	48.677
12	18.743	14.780	14.674	48.197
13	18.733	14.789	14.624	48.146

Laps	Sector 1	Sector 2	Sector 3	Lap Time
N°246 Collet, Caio				
1	20.345	15.246	14.822	50.413
2	18.945	15.051	15.494	49.490
3	18.938	14.829	14.617	48.384
4	18.766	14.748	14.510	48.024
5	18.669	14.698	14.777	48.144
6	18.918	15.056	14.676	48.650
7	18.762	14.655	14.769	48.186
8	18.689	14.676	14.622	47.987
9	18.757	14.700	14.611	48.068
10	18.715	14.719	14.563	47.997
11	18.674	14.658	14.552	47.884
12	18.703	14.710	14.603	48.016
13	18.680	14.728	14.561	47.969

Laps	Sector 1	Sector 2	Sector 3	Lap Time
N°248 Moretti, Marzio				
1	21.162	16.217	15.627	53.006
2	18.934	14.861	14.698	48.493
3	18.725	14.904	14.995	48.624
4	18.695	14.721	14.630	48.046
5	18.720	14.701	14.760	48.181

Laps	Sector 1	Sector 2	Sector 3	Lap Time
6	18.739	14.807	14.836	48.382
7	18.735	14.733	14.809	48.277
8	18.748	14.654	14.620	48.022
9	18.645	14.597	14.594	47.836
10	18.683	14.744	14.612	48.039
11	18.718	14.667	15.329	48.714
12	18.800	14.691	14.662	48.153
13	18.638	14.710	14.704	48.052

Laps	Sector 1	Sector 2	Sector 3	Lap Time
N°249 Matthews, Jace				
1	21.244	16.460	15.714	53.418
2	19.301	14.873	14.842	49.016
3	18.714	14.750	15.167	48.631
4	18.915	14.775	14.947	48.637
5	18.645	14.671	14.644	47.960
6	18.648	14.605	14.781	48.034
7	19.021	15.229	15.042	49.292
8	18.979	14.676	14.721	48.376
9	18.789	14.753	15.222	48.764
10	18.827	14.717	14.601	48.145
11	18.639	14.666	14.605	47.910
12	18.678	14.681	14.624	47.983
13	18.705	14.651	14.601	47.957

Laps	Sector 1	Sector 2	Sector 3	Lap Time
N°251 Sitnikov, Nikita				
1	20.444	15.152	14.964	50.560
2	19.006	14.792	15.077	48.875
3	18.868	14.711	14.632	48.211
4	18.814	14.668	14.641	48.123
5	18.841	14.689	14.691	48.221
6	19.004	14.790	14.765	48.559
7	18.811	14.721	14.634	48.166
8	18.842	14.731	14.654	48.227
9	18.764	14.734	14.822	48.320
10	18.853	14.665	14.700	48.218
11	18.792	14.631	14.647	48.070
12	18.754	14.643	14.615	48.012
13	18.790	14.629	14.614	48.033

22°WINTER CUP (ITA) 16-19/02/2017

Ficr Mantova

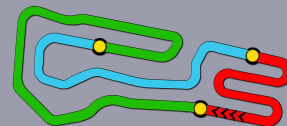
Apex Timing



Scan this QR Code for livetiming

Data processing and charts edit provided by:





OK

Qualifying Heat C-D Analysis

For information purposes. No official / regulatory value

Laps	Sector 1	Sector 2	Sector 3	Lap Time
N°253 Persson, Sebastian				
1	20.780	15.259	15.149	51.188
2	18.948	14.870	15.213	49.031
3	18.946	14.889	15.287	49.122
4	18.763	14.852	15.226	48.841
5	18.844	14.745	14.867	48.456
6	18.913	14.758	15.517	49.188
7	18.780	14.757	14.857	48.394
8	18.708	14.731	15.455	48.894
9	18.836	14.868	14.900	48.604

N°254 Dzitiev, Yuriy				
1	21.125	16.118	15.218	52.461
2	19.045	14.930	14.741	48.716
3	18.908	14.837	14.677	48.422
4	18.889	14.974	14.668	48.531
5	18.916	14.698	15.011	48.625
6	18.852	14.843	15.370	49.065
7	19.573	14.752	15.234	49.559
8	18.988	14.733	14.737	48.458
9	18.850	14.741	15.876	49.467
10	19.147	14.927	14.810	48.884
11	18.816	14.778	14.690	48.284
12	18.840	14.662	14.689	48.191
13	18.845	14.754	14.638	48.237

N°260 Eichenberger, Tara				
1	21.782	16.176	15.877	53.835
2	19.588	15.480	15.224	50.292
3	19.131	14.916	14.803	48.850
4	19.072	14.845	14.814	48.731
5	18.992	14.844	14.725	48.561
6	18.961	14.815	14.685	48.461
7	19.004	14.880	14.745	48.629

22°WINTER CUP (ITA) 16-19/02/2017

Ficr Mantova

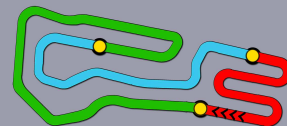
Apex Timing



Scan this QR Code for livetiming

Data processing and charts edit provided by:





OK

Qualifying Heat C-D Starting Grid

Document 24 OFFICIAL

249	Matthews, Jace Ricciardo Kart / Tm / Bridgestone	84 Points	14	220	Jensen, Daniel Fa / Vortex / Bridgestone	94 Points
215	Fritsch, Valentino Tony Kart / Vortex / Bridgestone	92 Points	13	248	Moretti, Marzio Tony Kart / Vortex / Bridgestone	64 Points
231	Weibel, Samuel Exprit / Vortex / Bridgestone	78 Points	12	260	Eichenberger, Tara Exprit / Vortex / Bridgestone	86 Points
209	Binder, Rene Crg / Parilla / Bridgestone	77 Points	11	222	Munding, Wodan Erik Kali Kart / Parilla / Bridgestone	92 Points
242	Morricono, Edoardo Tony Kart / Vortex / Bridgestone	65 Points	10	254	Dzitiey, Yuriy Tony Kart / Vortex / Bridgestone	49 Points
203	Shvetsov, Ivan Tony Kart / Vortex / Bridgestone	44 Points	9	243	Owega, Jusuf Tony Kart / Vortex / Bridgestone	80 Points
219	Simonov, Mikhail Tony Kart / Vortex / Bridgestone	94 Points	8	235	Taoufik, Sami Fa Alonso / Vortex / Bridgestone	61 Points
202	Gerner, Carl-Anton Fa / Vortex / Bridgestone	89 Points	7	204	Rozenfeld, David Tony Kart / Vortex / Bridgestone	62 Points
226	Bradshaw, Callum Crg / Parilla / Bridgestone	60 Points	6	251	Sitnikov, Nikita Tony Kart / Tm / Bridgestone	46 Points
253	Persson, Sebastian Tony Kart / Vortex / Bridgestone	96 Points	5	221	Alvarez, Sebastian Exprit / Vortex / Bridgestone	52 Points
232	Nouet, Theo Energy / Parilla / Bridgestone	34 Points	4	201	Hiltbrand, Pedro Tony Kart / Vortex / Bridgestone	14 Points
246	Collet, Caio Birel Art / Tm / Bridgestone	22 Points	3	211	Milell, Noah Kosmic / Vortex / Bridgestone	31 Points
229	Petecof, Gianluca Tony Kart / Vortex / Bridgestone	43 Points	2	210	Basz, Karol Kosmic / Vortex / Bridgestone	14 Points
237	Trvisanutto, Lorenzo Zanardi / Parilla / Bridgestone	4 Points	1	227	Vidales, David Tony Kart / Vortex / Bridgestone	33 Points

POLE POSITION



Start : 17/02 - 14:50 13 Laps = 15,600 Km

22°WINTER CUP (ITA) 16-19/02/2017

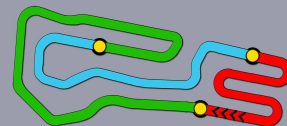
Ficr Mantova

Apex Timing

Data processing and charts edit provided by:



Scan this QR Code for livetiming



OK

Qualifying Heat A-B

Document 27 OFFICIAL

Rnk	N°	Entrant	Nat	E. Driver	Nat	D. Material	Time	Laps	Best Lap	Gap	Interv.	Sector 1	Sector 2	Sector 3	Penalty	Points
1	212	Kosmic Racing Team	ITA	Pourchaire, Theo	ITA	Kosmic / Vortex / Bridgestone	10:26.339	13	47.793			18.643	14.623	14.527		0
2	228	Tony Kart Racing Team	ITA	Novalak, Clement	ITA	Tony Kart / Vortex / Bridgestone	10:28.784	13	47.957	2.445	2.445	18.715	14.572	14.670		2
3	238	Chiesa Corse	ITA	Eteki, Adam	ITA	Zanardi / Parilla / Bridgestone	10:29.267	13	47.910	2.928	0.483	18.716	14.580	14.614		3
4	223	Crg Spa	ITA	Hauger, Dennis	ITA	Crg / Parilla / Bridgestone	10:30.079	13	47.607	3.740	0.812	18.654	14.579	14.374		4
5	213	Kosmic Racing Team	ITA	Vebster, Daniel	ITA	Kosmic / Vortex / Bridgestone	10:32.042	13	47.897	5.703	1.963	18.684	14.595	14.618		5
6	214	Forza Racing	ITA	Jewiss, Kiern	ITA	Exprit / Vortex / Bridgestone	10:32.351	13	48.024	6.012	0.309	18.701	14.661	14.662		6
7	234	Ricky Flynn Motorsport	ITA	Kruetten, Niklas	ITA	Fa Alonso / Vortex / Bridgestone	10:32.521	13	48.069	6.182	0.170	18.773	14.633	14.663		7
8	257	Birel Art Racing	ITA	Lindh, Rasmus	ITA	Ricciardo Kart / Tm / Bridgestone	10:32.804	13	47.979	6.465	0.283	18.716	14.610	14.653		8
9	218	Ksm Schumacher Racing Team	ITA	Schumacher, David	ITA	Tony Kart / Vortex / Bridgestone	10:33.028	13	47.929	6.689	0.224	18.733	14.581	14.615		9
10	252	Ksm Schumacher Racing Team	ITA	Tonteri, Paavo	ITA	Tony Kart / Vortex / Bridgestone	10:33.746	13	47.995	7.407	0.718	18.669	14.647	14.679		10
11	241	Energy Corse Srl	ITA	Kenneally, Finlay	ITA	Energy / Vortex / Bridgestone	10:33.961	13	47.842	7.622	0.215	18.710	14.614	14.518		11
12	205	Crg Spa	ITA	Rosina, Michael	ITA	Crg / Parilla / Bridgestone	10:35.617	13	47.940	9.278	1.656	18.759	14.700	14.481		12
13	216	Kosmic Racing Team	ITA	Hicham, Mazou	ITA	Kosmic / Vortex / Bridgestone	10:36.325	13	47.964	9.986	0.708	18.739	14.608	14.617		13
14	224	Crg Spa	ITA	Meyer, Kilian	ITA	Crg / Parilla / Bridgestone	10:38.497	13	48.003	12.158	2.172	18.793	14.647	14.563		14
15	245	Morsicani Racing	ITA	Di Cori, Alessandro	ITA	Crg / Parilla / Bridgestone	10:41.390	13	48.180	15.051	2.893	18.819	14.730	14.631		15
16	258	Ward Racing	ITA	Blomqvist, Isac	ITA	Tony Kart / Vortex / Bridgestone	10:42.819	13	47.961	16.480	1.429	18.669	14.622	14.670		16
17	240	Chiesa Corse	ITA	Gheno, Jacopo	ITA	Zanardi / Parilla / Bridgestone	10:35.950	13	48.067	19.611	3.131	18.823	14.693	14.551	+10.000	17
18	233	Energy Corse Srl	ITA	Goldschmied, Dominik	ITA	Energy / Vortex / Bridgestone	10:46.398	13	48.376	20.059	0.448	18.946	14.710	14.720		18
19	206	Fun Racing Shop	ITA	Von Allmen, Pascal	ITA	Sodi / Tm / Bridgestone	10:48.329	13	48.361	21.990	1.931	18.817	14.763	14.781		19
20	255	Fusion Motorsport	ITA	Ferrari, Lorenzo	ITA	Exprit / Tm / Bridgestone	10:48.899	13	48.417	22.560	0.570	18.923	14.789	14.705		20
21	207	Ward Racing	ITA	Lobanenko, Artem	ITA	Tony Kart / Vortex / Bridgestone	10:40.418	13	48.002	24.079	1.519	18.709	14.649	14.644	+10.000	21
22	236	R&R Racing Team	ITA	Filip Ioan, Ugran	ITA	Tony Kart / Tm / Bridgestone	10:52.558	13	48.802	26.219	2.140	19.017	14.964	14.821		22
23	250	Keijzer Racing	ITA	Van Berlo, Glenn	ITA	Crg / Parilla / Bridgestone	10:46.463	13	48.101	30.124	3.905	18.716	14.735	14.650	+10.000	23
24	239	Chiesa Corse	ITA	Arnaud, Hugo	ITA	Zanardi / Parilla / Bridgestone	10:46.543	13	48.352	30.204	0.080	18.906	14.793	14.653	+10.000	24
25	259	Schettino Mario	ITA	Schettino, Mario	ITA	Tony Kart / Parilla / Bridgestone	10:51.321	13	48.832	34.982	4.778	18.974	15.033	14.825	+10.000	25
26	230	Crg Spa	ITA	Alatalo, William	ITA	Crg / Parilla / Bridgestone	8:12.882	10	48.217	3 Laps	3 Laps	18.834	14.739	14.644		26
27	247	Baby Race	ITA	Varrone, Nicolas	ITA	Tony Kart / Vortex / Bridgestone	8:19.518	10	48.658	3 Laps	6.636	19.004	14.836	14.818		27
28	261	Forza Racing	ITA	Vaskelis, Kaspar	ITA	Exprit / Tm / Bridgestone	5:05.182	6	48.566	7 Laps	4 Laps	19.016	14.828	14.722		28

- N°240 Gheno, Jacopo : Time penalty of 10". According to steward's decision n°5
- N°207 Lobanenko, Artem : Time penalty of 10". According to steward's decision n°6
- N°250 Van Berlo, Glenn : Time penalty of 10". According to steward's decision n°7
- N°239 Arnaud, Hugo : Time penalty of 10". According to steward's decision n°8
- N°259 Schettino, Mario : Time penalty of 10". According to steward's decision n°9

Not Classified

256	Armellin Andrea	ITA	Armellin, Andrea	ITA	Tony Kart / Vortex / Bridgestone					DNS						30
-----	-----------------	-----	-------------------------	-----	----------------------------------	--	--	--	--	-----	--	--	--	--	--	----

Leaders : N°212 Pourchaire, Theo (1-13)

Start Time : 17/02 - 14:31:37

Best Lap : N°223 Hauger, Dennis 47.607 90,74 Kph

Weather : Sunny Air : 15°C Track : Dry

Event Record : N°212 Pourchaire, Theo 47.343 91,24 Kph

N°247 07:43 Lap 9

22°WINTER CUP (ITA) 16-19/02/2017

Ficr Mantova

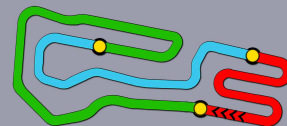
Apex Timing



Scan this QR Code for livetiming

Data processing and charts edit provided by:





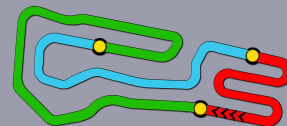
OK

Qualifying Heat A-B Lap Chart

For information purposes. No official / regulatory value

	1	2	3	4	5	6	7	8	9	10	11	12	13	14	15	16	17	18	19	20	21	22	23	24	25	26	27	28	29
Grid	212	223	213	238	258	257	216	241	234	218	228	240	214	205	252	230	250	224	245	207	255	239	247	206	233	256	261	259	236
Start	212	213	223	258	238	216	257	234	228	241	214	218	252	240	250	205	230	245	255	224	247	207	233	261	239	236	206	259	
Lap 1 Interval	212	213	228	238	214	257	234	216	223	241	218	252	240	250	230	205	247	255	245	224	233	206	207	239	236	261	259	258	258
Lap 2	212	213	228	238	214	257	234	223	216	241	218	252	240	250	230	205	255	245	224	247	233	207	239	206	236	261	259	258	258
Lap 3	212	228	213	238	214	257	234	223	216	218	252	241	240	230	250	205	255	245	224	247	207	233	206	261	236	239	258	259	259
Lap 4	212	228	238	214	213	257	234	223	216	218	252	241	240	230	205	250	255	245	224	247	207	233	261	258	239	206	259	236	236
Lap 5	212	228	238	214	213	257	223	234	218	216	252	241	240	205	230	255	250	224	245	247	207	233	261	258	239	206	236	259	259
Lap 6	212	228	238	214	213	257	223	234	218	252	216	241	240	205	230	255	250	224	245	207	247	233	258	261	239	206	236	259	259
Lap 7	212	228	238	214	257	223	213	234	218	252	216	241	240	205	230	250	255	224	245	207	247	258	233	239	206	236	259	259	259
Lap 8	212	228	238	214	223	213	257	234	218	252	216	241	240	205	230	250	224	245	207	247	258	233	239	206	255	236	259	259	259
Lap 9	212	228	238	214	223	213	234	257	218	252	216	241	240	205	230	250	224	245	207	258	233	247	239	206	255	259	236	236	236
Lap 10	212	228	238	223	214	213	234	257	218	252	241	240	216	205	230	250	224	245	207	258	233	239	247	206	255	259	236	236	236
Lap 11	212	228	238	223	214	213	234	257	218	252	241	240	205	216	224	207	245	258	233	239	250	206	255	259	236	236	236	236	236
Lap 12	212	228	238	223	213	214	234	257	218	252	241	205	240	216	224	207	245	258	233	239	250	206	255	259	236	236	236	236	236
Lap 13	212	228	238	223	213	214	234	257	218	252	241	205	240	216	224	207	245	258	233	239	250	206	255	259	236	236	236	236	236





OK

Qualifying Heat A-B Analysis

For information purposes. No official / regulatory value

Laps	Sector 1	Sector 2	Sector 3	Lap Time
N°205 Rosina, Michael				
1	21.790	16.274	15.371	53.435
2	19.032	14.866	14.635	48.533
3	18.823	14.922	15.269	49.014
4	18.932	14.758	14.986	48.676
5	18.852	14.774	14.614	48.240
6	18.759	14.700	14.481	47.940
7	18.875	14.824	14.726	48.425
8	18.797	14.658	14.637	48.092
9	18.788	14.692	14.608	48.088
10	18.725	14.676	14.702	48.103
11	18.967	14.669	14.519	48.155
12	18.795	14.735	14.585	48.115
13	18.814	14.668	14.613	48.095

Laps	Sector 1	Sector 2	Sector 3	Lap Time
N°206 Von Allmen, Pascal				
1	21.279	16.051	15.824	53.154
2	19.489	15.201	15.682	50.372
3	19.303	15.275	15.720	50.298
4	19.122	15.837	15.808	50.767
5	19.021	14.880	14.794	48.695
6	18.802	14.794	14.791	48.387
7	18.888	14.803	14.770	48.461
8	18.817	14.763	14.781	48.361
9	18.837	14.804	14.817	48.458
10	18.832	14.817	14.800	48.449
11	21.353	15.137	14.988	51.478
12	18.961	14.881	14.811	48.653
13	18.857	14.849	14.852	48.558

Laps	Sector 1	Sector 2	Sector 3	Lap Time
N°207 Lobanenکو, Artem				
1	22.268	16.336	15.778	54.382
2	19.310	15.346	15.146	49.802
3	19.484	15.175	15.452	50.111
4	19.093	14.771	14.785	48.649
5	18.860	14.708	14.657	48.225
6	18.901	14.850	14.858	48.609
7	18.792	14.724	14.635	48.151
8	18.775	14.696	14.650	48.121
9	18.848	14.694	14.585	48.127

Laps	Sector 1	Sector 2	Sector 3	Lap Time
10	18.818	14.651	14.655	48.124
11	18.993	14.790	14.876	48.659
12	18.759	14.773	14.646	48.178
13	18.709	14.649	14.644	48.002

Laps	Sector 1	Sector 2	Sector 3	Lap Time
N°212 Pourchaire, Theo				
1	19.264	14.934	14.594	48.792
2	18.829	14.773	14.697	48.299
3	18.792	14.743	14.632	48.167
4	18.786	14.695	14.611	48.092
5	18.751	14.669	14.615	48.035
6	18.704	14.620	14.603	47.927
7	18.701	14.632	14.615	47.948
8	18.692	14.615	14.514	47.821
9	18.643	14.623	14.527	47.793
10	18.692	14.661	14.552	47.905
11	18.702	14.615	14.565	47.882
12	18.778	14.643	14.536	47.957
13	18.748	14.649	14.574	47.971

Laps	Sector 1	Sector 2	Sector 3	Lap Time
N°213 Vebster, Daniel				
1	19.586	14.938	14.747	49.271
2	18.793	14.789	14.695	48.277
3	18.817	14.768	15.071	48.656
4	18.894	14.675	15.564	49.133
5	18.819	14.694	14.747	48.260
6	18.790	14.664	15.033	48.487
7	19.562	14.733	14.747	49.042
8	18.699	14.584	14.693	47.976
9	18.915	14.597	14.621	48.133
10	18.828	14.605	14.659	48.092
11	18.684	14.595	14.618	47.897
12	18.869	14.715	15.063	48.647
13	18.836	14.660	14.752	48.248

Laps	Sector 1	Sector 2	Sector 3	Lap Time
N°214 Jewiss, Kiern				
1	19.972	15.068	14.702	49.742
2	18.819	14.744	14.717	48.280
3	18.845	14.738	14.733	48.316
4	18.715	14.745	14.729	48.189
5	18.848	14.772	14.693	48.313

Laps	Sector 1	Sector 2	Sector 3	Lap Time
6	18.834	14.705	15.066	48.605
7	18.701	14.661	14.662	48.024
8	18.743	14.714	14.645	48.102
9	18.687	14.727	14.714	48.128
10	18.783	14.696	15.086	48.565
11	18.845	14.741	14.677	48.263
12	18.875	14.799	15.224	48.898
13	18.929	14.732	14.836	48.497

Laps	Sector 1	Sector 2	Sector 3	Lap Time
N°216 Hicham, Mazou				
1	20.516	15.150	15.953	51.619
2	19.163	14.803	15.209	49.175
3	18.980	14.735	14.922	48.637
4	18.916	14.743	14.698	48.357
5	18.818	14.726	15.532	49.076
6	19.231	14.741	14.780	48.752
7	18.804	14.642	14.657	48.103
8	18.739	14.608	14.617	47.964
9	18.822	14.655	14.896	48.373
10	19.285	14.722	14.994	49.001
11	19.221	14.746	14.696	48.663
12	18.805	14.640	14.715	48.160
13	18.788	14.791	14.795	48.374

Laps	Sector 1	Sector 2	Sector 3	Lap Time
N°218 Schumacher, David				
1	21.415	15.389	14.900	51.704
2	19.122	14.815	14.940	48.877
3	19.174	14.719	14.723	48.616
4	18.834	14.763	14.741	48.338
5	18.776	14.679	15.223	48.678
6	18.859	14.633	14.724	48.216
7	18.832	14.667	14.679	48.178
8	18.733	14.581	14.615	47.929
9	18.758	14.601	14.633	47.992
10	18.793	14.616	14.648	48.057
11	18.754	14.608	14.596	47.958
12	18.754	14.638	14.633	48.025
13	18.726	14.572	14.671	47.969

22°WINTER CUP (ITA) 16-19/02/2017

Ficr Mantova

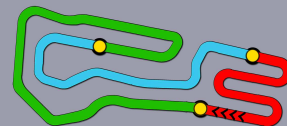
Apex Timing



Scan this QR Code for livetiming

Data processing and charts edit provided by:





OK

Qualifying Heat A-B Analysis

For information purposes. No official / regulatory value

Laps	Sector 1	Sector 2	Sector 3	Lap Time
N°223 Hauger, Dennis				
1	21.760	15.243	14.916	51.919
2	19.118	14.943	14.762	48.823
3	18.758	14.713	14.499	47.970
4	18.777	14.697	14.507	47.981
5	18.694	14.697	14.633	48.024
6	18.680	14.643	14.415	47.738
7	19.001	14.644	14.412	48.057
8	18.684	14.609	14.992	48.285
9	18.691	14.583	14.388	47.662
10	18.687	14.704	14.819	48.210
11	18.654	14.579	14.374	47.607
12	18.789	14.685	14.442	47.916
13	18.712	14.717	14.513	47.942

Laps	Sector 1	Sector 2	Sector 3	Lap Time
N°224 Meyer, Kilian				
1	22.104	16.009	15.707	53.820
2	19.317	15.113	15.433	49.863
3	19.046	14.911	14.714	48.671
4	18.869	14.731	14.696	48.296
5	18.829	14.780	14.741	48.350
6	18.739	14.677	14.612	48.028
7	18.876	14.665	14.869	48.410
8	19.100	14.874	14.733	48.707
9	18.793	14.647	14.563	48.003
10	18.782	14.704	14.703	48.189
11	19.106	14.771	14.643	48.520
12	18.873	14.817	14.621	48.311
13	18.820	14.771	14.589	48.180

Laps	Sector 1	Sector 2	Sector 3	Lap Time
N°228 Novalak, Clement				
1	19.549	14.896	14.698	49.143
2	18.926	14.722	14.715	48.363
3	18.814	14.652	14.720	48.186
4	18.839	14.691	14.695	48.225
5	18.746	14.642	14.683	48.071
6	18.763	14.569	14.728	48.060
7	18.765	14.597	14.649	48.011
8	18.725	14.573	14.684	47.982
9	18.715	14.572	14.670	47.957

Laps	Sector 1	Sector 2	Sector 3	Lap Time
10	18.801	14.567	14.657	48.025
11	18.784	14.615	14.727	48.126
12	18.948	14.725	14.728	48.401
13	18.777	14.584	14.656	48.017

Laps	Sector 1	Sector 2	Sector 3	Lap Time
N°230 Alatalo, William				
1	21.549	16.023	15.141	52.713
2	19.119	15.002	14.743	48.864
3	18.897	14.970	15.113	48.980
4	18.889	14.812	15.041	48.742
5	18.887	14.817	15.087	48.791
6	18.895	14.781	14.695	48.371
7	18.901	14.752	14.701	48.354
8	18.834	14.739	14.644	48.217
9	18.815	14.740	14.721	48.276
10	18.834	14.776	15.117	48.727

Laps	Sector 1	Sector 2	Sector 3	Lap Time
N°233 Goldschmied, Dominik				
1	22.007	16.086	15.763	53.856
2	19.509	15.138	15.410	50.057
3	19.529	15.229	15.768	50.526
4	19.467	15.017	14.855	49.339
5	18.978	14.872	14.720	48.570
6	18.843	14.870	14.714	48.427
7	18.979	14.840	15.089	48.908
8	18.946	14.710	14.720	48.376
9	18.905	14.971	14.866	48.742
10	18.978	14.859	14.787	48.624
11	19.501	15.006	14.907	49.414
12	18.981	15.042	14.863	48.886
13	18.973	14.986	15.386	49.345

Laps	Sector 1	Sector 2	Sector 3	Lap Time
N°234 Kruetten, Niklas				
1	20.862	15.100	15.496	51.458
2	19.002	14.809	14.703	48.514
3	18.763	14.661	14.747	48.171
4	18.771	14.656	14.684	48.111
5	18.769	14.615	15.019	48.403
6	18.853	14.664	14.685	48.202
7	18.781	14.707	14.723	48.211
8	18.773	14.633	14.663	48.069

Laps	Sector 1	Sector 2	Sector 3	Lap Time
9	18.864	14.683	14.655	48.202
10	18.805	14.646	14.757	48.208
11	18.736	14.647	14.726	48.109
12	18.929	14.628	14.775	48.332
13	18.823	14.715	14.837	48.375

Laps	Sector 1	Sector 2	Sector 3	Lap Time
N°236 Filip Ioan, Ugran				
1	22.143	16.657	15.748	54.548
2	19.256	15.263	15.029	49.548
3	19.356	15.958	15.503	50.817
4	19.644	15.214	15.686	50.544
5	19.129	15.051	15.012	49.192
6	19.062	14.922	14.876	48.860
7	19.017	14.964	14.821	48.802
8	19.136	14.946	14.965	49.047
9	20.207	15.150	14.833	50.190
10	19.118	15.033	14.850	49.001
11	19.181	15.384	15.161	49.726
12	19.206	15.132	14.930	49.268
13	19.172	15.108	14.968	49.248

Laps	Sector 1	Sector 2	Sector 3	Lap Time
N°238 Eteki, Adam				
1	20.174	14.932	14.738	49.844
2	18.853	14.765	14.724	48.342
3	18.763	14.718	14.676	48.157
4	18.769	14.684	14.970	48.423
5	18.864	14.682	14.689	48.235
6	18.757	14.644	14.620	48.021
7	18.716	14.580	14.614	47.910
8	18.693	14.661	14.652	48.006
9	18.711	14.592	14.644	47.947
10	18.766	14.630	14.605	48.001
11	18.815	14.641	14.572	48.028
12	18.773	14.709	14.644	48.126
13	18.811	14.686	14.677	48.174

Laps	Sector 1	Sector 2	Sector 3	Lap Time
N°239 Arnaud, Hugo				
1	21.964	16.431	15.803	54.198
2	19.264	15.404	15.073	49.741
3	19.428	15.810	15.880	51.118
4	19.405	15.275	15.081	49.761

22°WINTER CUP (ITA) 16-19/02/2017

Ficr Mantova

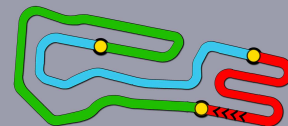
Apex Timing



Scan this QR Code for livetiming

Data processing and charts edit provided by:





OK

Qualifying Heat A-B Analysis

For information purposes. No official / regulatory value

Laps	Sector 1	Sector 2	Sector 3	Lap Time
5	18.914	14.868	14.715	48.497
6	18.899	14.803	14.718	48.420
7	18.906	14.793	14.653	48.352
8	18.848	14.792	14.732	48.372
9	18.940	14.849	14.684	48.473
10	19.027	14.820	15.078	48.925
11	19.261	14.905	14.714	48.880
12	18.916	15.113	14.783	48.812
13	19.203	14.915	15.249	49.367

N°240 Gheno, Jacopo

1	21.612	15.722	15.210	52.544
2	18.961	14.904	14.774	48.639
3	18.895	15.242	15.138	49.275
4	18.833	14.880	14.653	48.366
5	18.804	14.738	14.706	48.248
6	18.894	14.838	14.996	48.728
7	18.946	14.705	14.631	48.282
8	18.733	14.737	14.632	48.102
9	18.751	14.705	14.634	48.090
10	18.757	14.673	14.752	48.182
11	18.823	14.693	14.551	48.067
12	18.892	14.767	14.975	48.634
13	18.813	14.765	14.603	48.181

N°241 Kenneally, Finlay

1	21.365	15.360	14.810	51.535
2	19.449	14.948	14.656	49.053
3	19.425	15.405	14.679	49.509
4	18.925	14.731	14.562	48.218
5	18.895	14.726	14.722	48.343
6	19.578	14.936	14.647	49.161
7	18.862	14.681	14.568	48.111
8	18.774	14.635	14.493	47.902
9	18.731	14.687	14.549	47.967
10	18.907	14.646	14.574	48.127
11	18.710	14.614	14.518	47.842
12	18.744	14.645	14.494	47.883
13	18.747	14.634	14.521	47.902

Laps	Sector 1	Sector 2	Sector 3	Lap Time
N°245 Di Cori, Alessandro				
1	21.968	16.151	15.692	53.811
2	19.263	15.109	15.259	49.631
3	19.029	14.924	14.766	48.719
4	18.906	14.824	14.736	48.466
5	18.867	14.786	14.986	48.639
6	18.942	14.757	14.676	48.375
7	18.819	14.730	14.631	48.180
8	18.999	14.996	15.388	49.383
9	18.995	14.867	14.748	48.610
10	18.918	14.788	14.687	48.393
11	19.129	14.893	15.145	49.167
12	18.990	14.844	14.732	48.566
13	18.980	14.817	14.701	48.498

N°247 Varrone, Nicolas

1	21.574	15.888	15.622	53.084
2	19.639	15.119	16.147	50.905
3	19.519	15.099	15.041	49.659
4	19.082	14.872	14.839	48.793
5	19.004	14.836	14.818	48.658
6	18.947	14.787	15.196	48.930
7	19.027	14.819	14.907	48.753
8	19.101	14.800	15.103	49.004
9	19.106	14.939	15.452	49.497
10	19.019	14.750	15.287	49.056

N°250 Van Berlo, Glenn

1	21.618	15.816	15.245	52.679
2	19.130	14.874	14.726	48.730
3	18.860	15.116	15.424	49.400
4	18.964	14.742	15.503	49.209
5	19.273	14.896	14.802	48.971
6	18.785	14.818	14.722	48.325
7	18.784	14.757	14.794	48.335
8	18.950	14.677	14.586	48.213
9	18.716	14.735	14.650	48.101
10	18.759	14.714	14.831	48.304
11	25.523	15.458	14.880	55.861
12	19.008	14.813	14.740	48.561

Laps	Sector 1	Sector 2	Sector 3	Lap Time
13	18.905	14.906	15.293	49.104

N°252 Tonteri, Paavo

1	21.468	15.687	15.137	52.292
2	18.978	14.795	14.836	48.609
3	19.033	15.094	14.768	48.895
4	18.792	14.646	14.754	48.192
5	18.708	14.681	14.991	48.380
6	18.865	14.617	14.724	48.206
7	18.796	14.661	14.755	48.212
8	18.804	14.575	14.702	48.081
9	18.696	14.616	14.690	48.002
10	18.744	14.665	14.768	48.177
11	18.747	14.654	14.624	48.025
12	18.726	14.689	14.657	48.072
13	18.669	14.647	14.679	47.995

N°255 Ferrari, Lorenzo

1	21.762	16.124	15.554	53.440
2	19.294	15.044	14.870	49.208
3	18.910	14.844	14.736	48.490
4	18.957	14.825	14.816	48.598
5	19.082	14.812	14.715	48.609
6	18.923	14.789	14.705	48.417
7	18.834	14.734	15.084	48.652
8	19.180	15.281	21.605	56.066
9	20.038	15.229	14.970	50.237
10	18.975	14.853	14.770	48.598
11	19.064	14.812	14.755	48.631
12	18.909	14.801	14.728	48.438
13	18.947	14.804	14.751	48.502

N°257 Lindh, Rasmus

1	20.767	14.995	15.113	50.875
2	18.929	14.788	14.773	48.490
3	18.742	14.729	14.725	48.196
4	18.768	14.658	14.694	48.120
5	18.732	14.643	14.719	48.094
6	18.757	14.614	14.757	48.128
7	18.774	14.679	14.622	48.075
8	18.678	14.793	15.516	48.987

22°WINTER CUP (ITA) 16-19/02/2017

Ficr Mantova

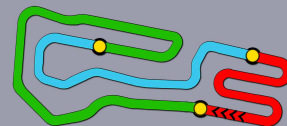
Apex Timing



Scan this QR Code for livetiming

Data processing and charts edit provided by:





OK

Qualifying Heat A-B

For information purposes. No official / regulatory value

Analysis

Laps	Sector 1	Sector 2	Sector 3	Lap Time	Laps	Sector 1	Sector 2	Sector 3	Lap Time
9	19.536	14.746	14.812	49.094	5	19.016	14.828	14.722	48.566
10	18.797	14.683	14.741	48.221	6	18.963	15.204	15.112	49.279
11	18.716	14.610	14.653	47.979					
12	18.917	14.639	14.651	48.207					
13	18.729	14.602	14.887	48.218					

N°258 Blomqvist, Isac

1	27.223	15.946	15.522	58.691
2	19.239	15.030	14.886	49.155
3	18.900	14.912	15.138	48.950
4	18.983	15.403	15.009	49.395
5	18.788	14.725	14.662	48.175
6	18.734	14.733	14.744	48.211
7	18.764	14.757	14.845	48.366
8	18.712	14.571	14.809	48.092
9	19.166	14.893	14.902	48.961
10	18.784	14.663	14.677	48.124
11	19.286	14.702	14.678	48.666
12	18.750	14.628	14.702	48.080
13	18.669	14.622	14.670	47.961

N°259 Schettino, Mario

1	20.185	16.702	16.600	53.487
2	19.508	15.250	14.862	49.620
3	19.185	15.485	15.524	50.194
4	19.528	15.320	15.230	50.078
5	19.321	15.414	15.025	49.760
6	19.049	15.103	14.838	48.990
7	18.974	15.033	14.825	48.832
8	18.887	15.090	14.872	48.849
9	19.648	15.070	14.873	49.591
10	19.099	15.040	14.774	48.913
11	19.176	15.086	14.844	49.106
12	19.084	15.135	14.854	49.073
13	19.103	15.129	15.011	49.243

N°261 Vaskelis, Kaspar

1	22.312	16.461	16.657	55.430
2	19.283	15.208	14.923	49.414
3	18.968	15.521	15.453	49.942
4	19.017	15.202	14.764	48.983

22°WINTER CUP (ITA) 16-19/02/2017

Ficr Mantova

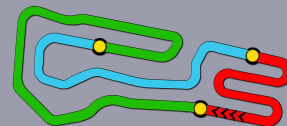
Apex Timing



Scan this QR Code for livetiming

Data processing and charts edit provided by:





OK

Qualifying Heat A-B
Starting Grid

Document 23 OFFICIAL

				15	236 Filip Ioan, Ugran Tony Kart / Tm / Bridgestone		101 Points
259 Schettino, Mario Tony Kart / Parilla / Bridgestone		98 Points	14	261 Vaskelis, Kaspar Exprit / Tm / Bridgestone			86 Points
256 Armellin, Andrea Tony Kart / Vortex / Bridgestone		89 Points	13	233 Goldschmied, Dominik Energy / Vortex / Bridgestone			85 Points
206 Von Allmen, Pascal Sodi / Tm / Bridgestone		87 Points	12	247 Varrone, Nicolas Tony Kart / Vortex / Bridgestone			91 Points
239 Arnaud, Hugo Zanardi / Parilla / Bridgestone		72 Points	11	255 Ferrari, Lorenzo Exprit / Tm / Bridgestone			83 Points
207 Lobanenko, Artem Tony Kart / Vortex / Bridgestone		89 Points	10	245 Di Cori, Alessandro Crg / Parilla / Bridgestone			77 Points
224 Meyer, Kilian Crg / Parilla / Bridgestone		60 Points	9	250 Van Berlo, Glenn Crg / Parilla / Bridgestone			76 Points
230 Alatalo, William Crg / Parilla / Bridgestone		59 Points	8	252 Tonteri, Paavo Tony Kart / Vortex / Bridgestone			38 Points
205 Rosina, Michael Crg / Parilla / Bridgestone		51 Points	7	214 Jewiss, Kiern Exprit / Vortex / Bridgestone			29 Points
240 Gheno, Jacopo Zanardi / Parilla / Bridgestone		54 Points	6	228 Novalak, Clement Tony Kart / Vortex / Bridgestone			34 Points
218 Schumacher, David Tony Kart / Vortex / Bridgestone		48 Points	5	234 Kruetten, Niklas Fa Alonso / Vortex / Bridgestone			80 Points
241 Kenneally, Finlay Energy / Vortex / Bridgestone		41 Points	4	216 Hicham, Mazou Kosmic / Vortex / Bridgestone			50 Points
257 Lindh, Rasmus Ricciardo Kart / Tm / Bridgestone		25 Points	3	258 Blomqvist, Isac Tony Kart / Vortex / Bridgestone			51 Points
238 Eteki, Adam Zanardi / Parilla / Bridgestone		12 Points	2	213 Vebster, Daniel Kosmic / Vortex / Bridgestone			25 Points
223 Hauger, Dennis Crg / Parilla / Bridgestone		6 Points	1	212 Pourchaire, Theo Kosmic / Vortex / Bridgestone			6 Points

POLE POSITION



Start : 17/02 - 14:30 13 Laps = 15,600 Km

22°WINTER CUP (ITA) 16-19/02/2017

Ficr Mantova

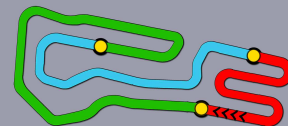
Apex Timing



Scan this QR Code for livetiming

Data processing and charts edit provided by:





OK

Qualifying Practice (QP) Results

Document 22.1 OFFICIAL

Rnk	N°	Entrant	Nat E.	Driver	Nat D.	QP _{G1}	QP _{G2}	Time	Gap	Laps	Group
1	212	Kosmic Racing Team	ITA	Pourchaire, Theo	GBR	47.343	-	47.343		8	A
2	223	Crg Spa	ITA	Hauger, Dennis	ITA	-	47.514	47.514	0.171	8	B
3	227	Tony Kart Racing Team	ITA	Vidales, David	ESP	47.602	-	47.602	0.259	8	C
4	237	Chiesa Corse	GBR	Travisanutto, Lorenzo	ITA	47.604	-	47.604	0.261	7	D
5	213	Kosmic Racing Team	ITA	Vebster, Daniel	SWE	47.616	-	47.616	0.273	8	A
6	238	Chiesa Corse	GBR	Eteki, Adam	ITA	-	47.640	47.640	0.297	7	B
7	210	Kosmic Racing Team	ITA	Basz, Karol	POL	47.642	-	47.642	0.299	9	C
8	229	Tony Kart Racing Team	ITA	Petecof, Gianluca	BRA	47.644	-	47.644	0.301	8	D
9	258	Ward Racing	SWE	Blomqvist, Isac	SWE	-	47.666	47.666	0.323	8	A
10	257	Birel Art Racing	ITA	Lindh, Rasmus	SWE	47.674	-	47.674	0.331	8	B
11	211	Kosmic Racing Team	ITA	Milell, Noah	SWE	-	47.677	47.677	0.334	8	C
12	246	Birel Art Racing	ITA	Collet, Caio	BRA	-	47.679	47.679	0.336	8	D
13	216	Kosmic Racing Team	ITA	Hicham, Mazou	CHE	-	47.699	47.699	0.356	8	A
14	241	Energy Corse Srl	ITA	Kenneally, Finlay	GBR	47.729	-	47.729	0.386	8	B
15	201	Tony Kart Racing Team	ITA	Hiltbrand, Pedro	ESP	47.730	-	47.730	0.387	8	C
16	232	Energy Corse Srl	ITA	Nouet, Theo	FRA	47.742	-	47.742	0.399	9	D
17	234	Ricky Flynn Motorsport	GBR	Kruetten, Niklas	GER	-	47.743	47.743	0.400	8	A
18	218	Ksm Schumacher Racing Team	GBR	Schumacher, David	GER	-	47.751	47.751	0.408	8	B
19	221	Forza Racing	GBR	Alvarez, Sebastian	GBR	-	47.755	47.755	0.412	8	C
20	253	Ward Racing	SWE	Persson, Sebastian	SWE	-	47.761	47.761	0.418	8	D
21	228	Tony Kart Racing Team	ITA	Novalak, Clement	GBR	47.762	-	47.762	0.419	8	A
22	240	Chiesa Corse	GBR	Gheno, Jacopo	ITA	-	47.762	47.762	0.419	7	B
23	251	Komarov Igor	RUS	Sitnikov, Nikita	RUS	47.766	-	47.766	0.423	8	C
24	226	Crg Spa	ITA	Bradshaw, Callum	GBR	-	47.770	47.770	0.427	8	D
25	214	Forza Racing	GBR	Jewiss, Kiern	GBR	47.782	-	47.782	0.439	8	A
26	205	Crg Spa	ITA	Rosina, Michael	ITA	-	47.819	47.819	0.476	8	B
27	204	Ward Racing	SWE	Rozenfeld, David	RUS	-	47.820	47.820	0.477	8	C
28	202	Af Competition	DNK	Gerner, Carl-Anton	DNK	47.825	-	47.825	0.482	9	D
29	252	Ksm Schumacher Racing Team	DEU	Tonteri, Paavo	FIN	-	47.826	47.826	0.483	8	A
30	230	Crg Spa	ITA	Alatalo, William	FIN	47.838	-	47.838	0.495	8	B
31	235	Ricky Flynn Motorsport	GBR	Taoufik, Sami	MAR	-	47.843	47.843	0.500	8	C
32	219	Chupinin Anton	NLD	Simonov, Mikhail	RUS	47.867	-	47.867	0.524	8	D
33	250	Keijzer Racing	NLD	Van Berlo, Glenn	RUS	-	47.876	47.876	0.533	8	A
34	224	Crg Spa	ITA	Meyer, Kilian	ITA	-	47.889	47.889	0.546	8	B
35	243	Ksm Schumacher Racing Team	DEU	Owega, Jusuf	DEU	47.891	-	47.891	0.548	8	C
36	203	Ward Racing	SWE	Shvetsov, Ivan	RUS	-	47.894	47.894	0.551	8	D
37	245	Morsicani Racing	ITA	Di Cori, Alessandro	ITA	47.929	-	47.929	0.586	8	A
38	207	Ward Racing	SWE	Lobanenko, Artem	RUS	47.959	-	47.959	0.616	8	B
39	254	Ward Racing	SWE	Dzitiev, Yuriy	RUS	-	47.978	47.978	0.635	9	C
40	242	Baby Race	ITA	Morricono, Edoardo	ITA	47.983	-	47.983	0.640	8	D
41	255	Fusion Motorsport	GBR	Ferrari, Lorenzo	ITA	48.019	-	48.019	0.676	8	A
42	239	Chiesa Corse	GBR	Arnaud, Hugo	ITA	48.074	-	48.074	0.731	7	B
43	222	Stern Motorsport	DEU	Munding, Wodan Erik	GER	48.086	-	48.086	0.743	8	C
44	209	RI-Competition	DEU	Binder, Rene	GER	48.091	-	48.091	0.748	8	D
45	247	Baby Race	ITA	Varrone, Nicolas	ITA	48.115	-	48.115	0.772	9	A
46	206	Fun Racing Shop	CHE	Von Allmen, Pascal	CHE	48.177	-	48.177	0.834	12	B
47	260	X-Rei Motorsport	CHE	Eichenberger, Tara	CHE	48.184	-	48.184	0.841	8	C
48	231	Exprit Kart Team	CHE	Weibel, Samuel	CHE	48.186	-	48.186	0.843	8	D
49	233	Energy Corse Srl	ITA	Goldschmied, Dominik	ITA	-	48.204	48.204	0.861	8	A

Gap Between Series : 100.36%

22nd WINTER CUP (ITA) 16-19/02/2017

Ficr Mantova

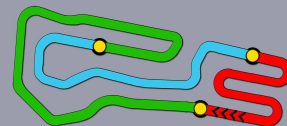
Apex Timing



Scan this QR Code for livetiming

Data processing and charts edit provided by:





OK

Qualifying Practice (QP) Results

Document 22.1 OFFICIAL

Rnk	N°	Entrant	Nat E.	Driver	Nat D.	QpG1	QpG2	Time	Gap	Laps	Group
50	256	Armellini Andrea		Armellini, Andrea		-	48.257	48.257	0.914	8	B
51	248	Baby Race		Moretti, Marzio		-	48.497	48.497	1.154	5	C
52	215	Ksm Schumacher Racing Team		Fritsch, Valentino		-	48.503	48.503	1.160	4	D
53	261	Forza Racing		Vaskelis, Kaspar		-	48.574	48.574	1.231	8	A
54	259	Schettino Mario		Schettino, Mario		-	48.628	48.628	1.285	8	B
55	220	Af Competition		Jensen, Daniel		-	48.787	48.787	1.444	8	C

Not Classified

	249	Birel Art Racing		Matthews, Jace		No Time	-				D
	236	R&R Racing Team		Filip Iovan, Ugran		-	Excluded				A

Gap Between Series : 100.36%

22°WINTER CUP (ITA) 16-19/02/2017

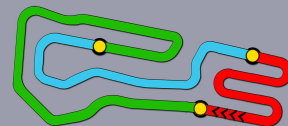
Ficr Mantova

Apex Timing

Data processing and charts edit provided by:



Scan this QR Code for livetiming



OK

Qualifying Practice - Gr 2 (QPG2)

Document 21 OFFICIAL

Rnk	N°	Entrant	Nat E.	Driver	Nat D.	Material	Sector 1	Sector 2	Sector 3	Time	Gap	Laps
1	223	Crg Spa	ITA	Hauger, Dennis	ITA	Crg / Parilla / Bridgestone	18.592	14.547	14.375	47.514		8
2	238	Chiesa Corse	GBR	Eteki, Adam	ITA	Zanardi / Parilla / Bridgestone	18.577	14.514	14.549	47.640	0.126	7
3	258	Ward Racing	SWE	Blomqvist, Isac	SWE	Tony Kart / Vortex / Bridgestone	18.625	14.568	14.473	47.666	0.152	8
4	211	Kosmic Racing Team	ITA	Milell, Noah	SWE	Kosmic / Vortex / Bridgestone	18.609	14.503	14.565	47.677	0.163	8
5	246	Birel Art Racing	ITA	Collet, Caio	BRA	Birel Art / Tm / Bridgestone	18.607	14.616	14.456	47.679	0.165	8
6	216	Kosmic Racing Team	ITA	Hicham, Mazou	CHE	Kosmic / Vortex / Bridgestone	18.632	14.539	14.528	47.699	0.185	8
7	234	Ricky Flynn Motorsport	GBR	Kruetten, Niklas	DEU	Fa Alonso / Vortex / Bridgestone	18.595	14.503	14.645	47.743	0.229	8
8	218	Ksm Schumacher Racing Team	DEU	Schumacher, David	DEU	Tony Kart / Vortex / Bridgestone	18.694	14.494	14.563	47.751	0.237	8
9	221	Forza Racing	GBR	Alvarez, Sebastian	GBR	Exprit / Vortex / Bridgestone	18.688	14.586	14.481	47.755	0.241	8
10	253	Ward Racing	SWE	Persson, Sebastian	SWE	Tony Kart / Vortex / Bridgestone	18.705	14.610	14.446	47.761	0.247	8
11	240	Chiesa Corse	GBR	Gheno, Jacopo	ITA	Zanardi / Parilla / Bridgestone	18.618	14.606	14.538	47.762	0.248	7
12	226	Crg Spa	ITA	Bradshaw, Callum	GBR	Crg / Parilla / Bridgestone	18.684	14.583	14.503	47.770	0.256	8
13	205	Crg Spa	ITA	Rosina, Michael	ITA	Crg / Parilla / Bridgestone	18.748	14.644	14.427	47.819	0.305	8
14	204	Ward Racing	SWE	Rozenfeld, David	RUS	Tony Kart / Vortex / Bridgestone	18.756	14.641	14.423	47.820	0.306	8
15	252	Ksm Schumacher Racing Team	DEU	Tonteri, Paavo	FIN	Tony Kart / Vortex / Bridgestone	18.651	14.566	14.609	47.826	0.312	8
16	235	Ricky Flynn Motorsport	GBR	Taoufik, Sami	MAR	Fa Alonso / Vortex / Bridgestone	18.708	14.502	14.633	47.843	0.329	8
17	250	Keijzer Racing	NLD	Van Berlo, Glenn	NLD	Crg / Parilla / Bridgestone	18.697	14.681	14.498	47.876	0.362	8
18	224	Crg Spa	ITA	Meyer, Kilian	ITA	Crg / Parilla / Bridgestone	18.735	14.624	14.530	47.889	0.375	8
19	203	Ward Racing	SWE	Shvetsov, Ivan	RUS	Tony Kart / Vortex / Bridgestone	18.769	14.638	14.487	47.894	0.380	8
20	254	Ward Racing	SWE	Dzitiey, Yuriy	RUS	Tony Kart / Vortex / Bridgestone	18.733	14.709	14.536	47.978	0.464	9
21	233	Energy Corse Srl	ITA	Goldschmied, Dominik	SVK	Energy / Vortex / Bridgestone	18.769	14.770	14.665	48.204	0.690	8
22	256	Armellin Andrea	ITA	Armellin, Andrea	ITA	Tony Kart / Vortex / Bridgestone	18.866	14.692	14.699	48.257	0.743	8
23	248	Baby Race	ITA	Moretti, Marzio	ITA	Tony Kart / Vortex / Bridgestone	18.966	14.875	14.656	48.497	0.983	5
24	215	Ksm Schumacher Racing Team	DEU	Fritsch, Valentino	DEU	Tony Kart / Vortex / Bridgestone	18.800	14.819	14.884	48.503	0.989	4
25	261	Forza Racing	GBR	Vaskelis, Kaspar	GBR	Exprit / Tm / Bridgestone	19.290	14.894	14.390	48.574	1.060	8
26	259	Schettino Mario	ITA	Schettino, Mario	ITA	Tony Kart / Parilla / Bridgestone	18.897	15.029	14.702	48.628	1.114	8
27	220	Af Competition	DNK	Jensen, Daniel	DNK	Fa / Vortex / Bridgestone	18.960	14.895	14.932	48.787	1.273	8

Not Classified

236	R&R Racing Team	AUT	Filip Ioan, Ugran	AUT	Tony Kart / Tm / Bridgestone	18.837	14.808	14.612	Excluded		
-----	-----------------	-----	-------------------	-----	------------------------------	--------	--------	--------	-----------------	--	--

N°236 Filip Ioan, Ugran : Driver n. 236 exclusion from the manche. Dec. n. 4 CCSS

Start Time : 17/02 - 12:05:21

Best Lap : N°223 Hauger, Dennis

47.514 90,92 Kph

Weather : Sunny Air : 15°C Track : Dry

Event Record : N°212 Pourchaire, Theo

47.343 91,24 Kph

22°WINTER CUP (ITA) 16-19/02/2017

Ficr Mantova

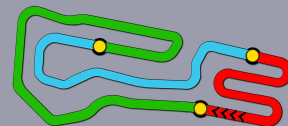
Apex Timing



Scan this QR Code for livetiming

Data processing and charts edit provided by:





OK

Qualifying Practice - Gr 2 (QPG2)

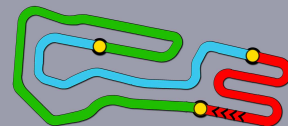
For information purposes. No official / regulatory value

Best Sectors Analysis

S1			S2			S3		
Rnk	N°	Time	Rnk	N°	Time	Rnk	N°	Time
1	238	18.577	1	211	14.462	1	223	14.375
2	223	18.592	2	218	14.494	2	261	14.390
3	234	18.595	3	252	14.496	3	204	14.423
4	246	18.603	4	235	14.502	4	205	14.427
5	211	18.609	5	234	14.503	5	253	14.446
6	240	18.618	6	238	14.514	6	221	14.454
7	258	18.625	7	216	14.539	7	246	14.456
7	218	18.625	8	223	14.547	8	216	14.465
9	216	18.632	9	224	14.550	9	258	14.473
10	253	18.634	10	258	14.554	10	203	14.487
11	235	18.644	11	226	14.583	11	250	14.498
12	252	18.651	12	221	14.586	12	226	14.503
13	226	18.680	13	246	14.595	13	252	14.516
14	221	18.688	14	240	14.606	14	211	14.524
15	250	18.697	14	203	14.606	15	224	14.530
16	203	18.708	16	253	14.610	16	254	14.536
17	224	18.730	17	204	14.620	17	238	14.537
18	254	18.733	18	250	14.626	18	240	14.538
19	205	18.748	19	205	14.644	19	218	14.563
20	204	18.754	20	254	14.673	20	234	14.566
21	233	18.769	21	256	14.692	21	235	14.571
22	215	18.800	22	233	14.706	22	233	14.612
23	256	18.866	23	215	14.819	23	256	14.623
24	259	18.869	24	261	14.856	24	248	14.656
25	220	18.960	25	220	14.866	25	259	14.700
26	248	18.966	26	248	14.875	26	220	14.864
27	261	19.224	27	259	15.015	27	215	14.884

				Ideal Lap Times			
Rnk	N°	Driver	Nat D.	Ideal Lap	Best Lap	Diff.	
1	223	Hauger, Dennis	ITA	47.514	47.514		
2	211	Milell, Noah	SWE	47.595	47.677	0.082	
3	238	Eteki, Adam	FRA	47.628	47.640	0.012	
4	216	Hicham, Mazou	CHE	47.636	47.699	0.063	
5	258	Blomqvist, Isac	SWE	47.652	47.666	0.014	
6	246	Collet, Caio	BRA	47.654	47.679	0.025	
7	252	Tonteri, Paavo	FIN	47.663	47.826	0.163	
8	234	Kruetten, Niklas	DEU	47.664	47.743	0.079	
9	218	Schumacher, David	DEU	47.682	47.751	0.069	
10	253	Persson, Sebastian	SWE	47.690	47.761	0.071	
11	235	Taoufik, Sami	MAR	47.717	47.843	0.126	
12	221	Alvarez, Sebastian	GBR	47.728	47.755	0.027	
13	240	Gheno, Jacopo	ITA	47.762	47.762		
14	226	Bradshaw, Callum	GBR	47.766	47.770	0.004	
15	204	Rozenfeld, David	RUS	47.797	47.820	0.023	
16	203	Shvetsov, Ivan	RUS	47.801	47.894	0.093	
17	224	Meyer, Kilian	ITA	47.810	47.889	0.079	
18	205	Rosina, Michael	ITA	47.819	47.819		
19	250	Van Berlo, Glenn	NLD	47.821	47.876	0.055	
20	254	Dzitiev, Yuriy	RUS	47.942	47.978	0.036	
21	233	Goldschmied, Dominik	SVK	48.087	48.204	0.117	
22	256	Armellin, Andrea	ITA	48.181	48.257	0.076	
23	261	Vaskelis, Kaspar		48.470	48.574	0.104	
24	248	Moretti, Marzio	ITA	48.497	48.497		
25	215	Fritsch, Valentino	DEU	48.503	48.503		
26	259	Schettino, Mario	ITA	48.584	48.628	0.044	
27	220	Jensen, Daniel	DNK	48.690	48.787	0.097	





OK

Qualifying Practice - Gr 2 (QPG2) Analysis

For information purposes. No official / regulatory value

Laps	Sector 1	Sector 2	Sector 3	Lap Time
N°203 Shvetsov, Ivan				
1	23.098	16.759	14.929	54.786
2	18.929	14.848	14.549	48.326
3	18.769	14.638	14.487	47.894
4	18.708	14.632	14.608	47.948
5	21.652	19.800	15.670	57.122
6	18.816	14.640	14.607	48.063
7	18.746	14.606	14.562	47.914
8	18.837	14.699	14.536	48.072

Laps	Sector 1	Sector 2	Sector 3	Lap Time
N°204 Rozenfeld, David				
1	20.552	16.042	15.079	51.673
2	19.317	15.025	14.643	48.985
3	18.910	14.785	14.555	48.250
4	19.319	15.388	14.513	49.220
5	18.754	14.933	14.687	48.374
6	18.774	14.736	14.589	48.099
7	18.763	14.620	14.581	47.964
8	18.756	14.641	14.423	47.820

Laps	Sector 1	Sector 2	Sector 3	Lap Time
N°205 Rosina, Michael				
1	25.279	18.601	14.961	58.841
2	19.041	14.950	14.469	48.460
3	18.812	14.791	14.443	48.046
4	18.860	14.812	14.456	48.128
5	20.069	16.174	16.507	52.750
6	19.630	14.712	15.010	49.352
7	18.824	14.699	14.468	47.991
8	18.748	14.644	14.427	47.819

Laps	Sector 1	Sector 2	Sector 3	Lap Time
N°211 Milell, Noah				
1	19.500	15.245	14.984	49.729
2	18.923	14.897	14.696	48.516
3	19.019	14.775	17.324	51.118
4	19.222	16.529	14.644	50.395
5	18.680	14.595	14.607	47.882
6	18.678	14.485	14.524	47.687
7	18.609	14.503	14.565	47.677
8	18.682	14.462	14.642	47.786

Laps	Sector 1	Sector 2	Sector 3	Lap Time
N°215 Fritsch, Valentino				
1	19.725	15.456	15.124	50.305
2	19.012	14.921	14.969	48.902
3	18.800	14.819	14.884	48.503
4	18.989	14.899	14.896	48.784

Laps	Sector 1	Sector 2	Sector 3	Lap Time
N°216 Hicham, Mazou				
1	19.574	16.578	15.674	51.826
2	18.891	14.788	14.657	48.336
3	18.680	14.614	14.516	47.810
4	19.383	14.877	14.579	48.839
5	18.717	14.691	14.576	47.984
6	18.735	14.568	14.559	47.862
7	18.632	14.539	14.528	47.699
8	18.664	14.603	14.465	47.732

Laps	Sector 1	Sector 2	Sector 3	Lap Time
N°218 Schumacher, David				
1	23.310	17.945	15.051	56.306
2	18.982	14.779	14.640	48.401
3	18.700	14.721	14.636	48.057
4	18.871	14.972	14.619	48.462
5	18.678	14.900	14.609	48.187
6	18.625	14.550	14.618	47.793
7	18.694	14.494	14.563	47.751
8	18.691	14.579	14.677	47.947

Laps	Sector 1	Sector 2	Sector 3	Lap Time
N°220 Jensen, Daniel				
1	21.356	15.782	15.300	52.438
2	19.257	15.136	14.931	49.324
3	19.022	14.989	14.864	48.875
4	19.015	15.294	14.945	49.254
5	19.022	15.500	15.219	49.741
6	19.038	14.866	14.943	48.847
7	18.960	14.895	14.932	48.787
8	19.015	14.943	14.941	48.899

Laps	Sector 1	Sector 2	Sector 3	Lap Time
N°221 Alvarez, Sebastian				
1	19.746	16.291	14.899	50.936
2	18.925	14.763	14.454	48.142
3	18.758	14.688	14.469	47.915
4	21.614	14.741	14.494	50.849

Laps	Sector 1	Sector 2	Sector 3	Lap Time
5	18.743	14.623	14.459	47.825
6	18.688	14.586	14.481	47.755
7	18.719	14.633	14.522	47.874
8	18.719	14.666	14.539	47.924

Laps	Sector 1	Sector 2	Sector 3	Lap Time
N°223 Hauger, Dennis				
1	20.342	15.573	14.702	50.617
2	19.176	14.835	14.392	48.403
3	18.644	14.568	14.438	47.650
4	18.609	14.626	14.436	47.671
5	18.602	14.866	14.512	47.980
6	18.652	14.628	14.422	47.702
7	18.592	14.547	14.375	47.514
8	18.608	14.615	14.392	47.615

Laps	Sector 1	Sector 2	Sector 3	Lap Time
N°224 Meyer, Kilian				
1	25.383	17.953	15.236	58.572
2	19.157	14.915	14.591	48.663
3	18.844	14.730	14.557	48.131
4	18.796	14.689	14.590	48.075
5	19.360	18.009	14.694	52.063
6	18.730	14.684	14.588	48.002
7	18.735	14.624	14.530	47.889
8	18.747	14.550	14.613	47.910

Laps	Sector 1	Sector 2	Sector 3	Lap Time
N°226 Bradshaw, Callum				
1	26.994	16.234	15.147	58.375
2	18.999	14.887	14.556	48.442
3	18.818	14.678	14.635	48.131
4	18.759	14.644	14.601	48.004
5	20.317	17.426	14.623	52.366
6	18.792	14.730	14.722	48.244
7	18.684	14.583	14.503	47.770
8	18.680	14.646	14.553	47.879

Laps	Sector 1	Sector 2	Sector 3	Lap Time
N°233 Goldschmied, Dominik				
1	21.570	15.425	15.054	52.049
2	18.885	14.979	14.732	48.596
3	18.813	14.724	14.733	48.270
4	18.769	14.770	14.665	48.204
5	20.830	14.741	14.612	50.183

22°WINTER CUP (ITA) 16-19/02/2017

Ficr Mantova

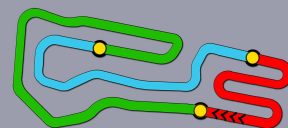
Apex Timing



Scan this QR Code for livetiming

Data processing and charts edit provided by:





OK

Qualifying Practice - Gr 2 (QPG2) Analysis

For information purposes. No official / regulatory value

Laps	Sector 1	Sector 2	Sector 3	Lap Time
6	18.812	14.737	14.710	48.259
7	18.853	14.884	14.763	48.500
8	18.877	14.706	14.764	48.347

N°234 Kruetten, Niklas

1	19.700	15.299	15.373	50.372
2	19.118	17.689	17.213	54.020
3	18.836	14.718	14.809	48.363
4	18.974	14.682	14.657	48.313
5	18.685	14.561	14.574	47.820
6	18.768	15.741	14.566	49.075
7	18.714	14.536	14.588	47.838
8	18.595	14.503	14.645	47.743

N°235 Taoufik, Sami

1	19.463	15.233	14.749	49.445
2	18.796	14.630	14.675	48.101
3	18.758	14.650	14.571	47.979
4	19.376	17.333	15.117	51.826
5	18.771	14.603	14.586	47.960
6	18.644	14.581	14.643	47.868
7	19.103	15.810	15.194	50.107
8	18.708	14.502	14.633	47.843

N°236 Filip Iovan, Ugran

1	20.131	15.677	15.074	50.882
2	19.172	14.970	14.696	48.838
3	18.959	15.067	14.786	48.812
4	18.886	14.843	14.655	48.384
5	18.826	14.902	14.561	48.289
6	18.837	14.808	14.612	48.257
7	18.899	14.851	14.630	48.380
8	18.933	15.817	15.104	49.854
9	19.634	14.956	15.014	49.604
10	18.995	14.803	14.869	48.667
11	19.314	15.632	15.264	50.210

N°238 Eteki, Adam

1	19.755	16.119	14.857	50.731
2	18.827	14.752	15.706	49.285
3	19.594	14.775	14.607	48.976

Laps	Sector 1	Sector 2	Sector 3	Lap Time
4	18.662	14.574	14.537	47.773
5	18.658	14.564	14.542	47.764
6	18.577	14.514	14.549	47.640
7	18.705	14.551	14.561	47.817

N°240 Gheno, Jacopo

1	20.674	15.461	14.936	51.071
2	19.119	14.793	15.223	49.135
3	18.769	14.746	14.556	48.071
4	18.670	14.674	14.546	47.890
5	18.618	14.606	14.538	47.762
6	18.635	14.680	14.606	47.921
7	18.946	14.855	14.654	48.455

N°246 Collet, Caio

1	20.151	15.614	14.816	50.581
2	18.782	14.727	14.482	47.991
3	18.603	14.622	14.490	47.715
4	23.551	20.611	14.828	58.990
5	18.638	14.945	16.572	50.155
6	18.608	14.604	14.512	47.724
7	18.666	14.595	14.474	47.735
8	18.607	14.616	14.456	47.679

N°248 Moretti, Marzio

1	20.174	15.408	14.913	50.495
2	18.966	14.875	14.656	48.497
3	19.407	15.339	14.742	49.488
4	19.125	15.113	14.735	48.973
5	19.172	15.087	14.764	49.023

N°250 Van Berlo, Glenn

1	19.444	15.111	14.572	49.127
2	18.759	14.760	14.742	48.261
3	18.749	14.692	14.990	48.431
4	18.917	14.755	14.543	48.215
5	18.739	14.722	14.519	47.980
6	18.697	14.681	14.498	47.876
7	18.721	14.626	14.565	47.912
8	18.703	14.674	14.561	47.938

Laps	Sector 1	Sector 2	Sector 3	Lap Time
------	----------	----------	----------	----------

N°252 Tonteri, Paavo

1	19.384	15.031	14.790	49.205
2	18.867	14.777	16.372	50.016
3	18.973	14.585	14.714	48.272
4	24.892	16.873	14.898	56.663
5	18.817	14.847	14.659	48.323
6	18.651	14.566	14.609	47.826
7	18.698	14.696	14.579	47.973
8	18.846	14.496	14.516	47.858

N°253 Persson, Sebastian

1	20.898	15.818	15.233	51.949
2	19.115	15.043	14.598	48.756
3	21.992	14.916	15.357	52.265
4	19.418	14.746	14.659	48.823
5	18.951	14.680	14.546	48.177
6	18.729	14.645	14.504	47.878
7	18.634	14.633	14.521	47.788
8	18.705	14.610	14.446	47.761

N°254 Dzitiev, Yuriy

1	19.774	15.352	14.734	49.860
2	18.957	14.875	14.615	48.447
3	18.963	14.673	14.550	48.186
4	18.733	14.709	14.536	47.978
5	18.830	14.801	14.599	48.230
6	18.942	14.690	14.539	48.171
7	18.859	14.754	14.643	48.256
8	18.745	14.704	14.590	48.039
9	18.796	14.695	14.565	48.056

N°256 Armellini, Andrea

1	21.095	16.646	16.516	54.257
2	20.155	15.221	15.138	50.514
3	19.046	14.785	14.623	48.454
4	18.951	14.784	14.668	48.403
5	18.918	14.720	14.696	48.334
6	18.942	14.774	14.708	48.424
7	19.303	14.991	16.322	50.616
8	18.866	14.692	14.699	48.257

22°WINTER CUP (ITA) 16-19/02/2017

Ficr Mantova

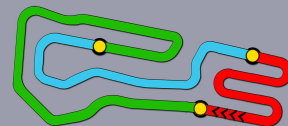
Apex Timing



Scan this QR Code for livetiming

Data processing and charts edit provided by:





OK

Qualifying Practice - Gr 2 (QPG2) Analysis

For information purposes. No official / regulatory value

Laps	Sector 1	Sector 2	Sector 3	Lap Time
N°258 Blomqvist, Isac				
1	19.916	15.896	15.014	50.826
2	18.916	14.825	14.596	48.337
3	18.686	14.600	14.621	47.907
4	22.387	17.443	15.114	54.944
5	18.735	14.849	14.614	48.198
6	18.780	14.712	14.589	48.081
7	18.625	14.568	14.473	47.666
8	18.699	14.554	14.545	47.798
N°259 Schettino, Mario				
1	22.094	16.803	15.168	54.065
2	19.210	15.593	14.822	49.625
3	18.974	15.074	14.856	48.904
4	19.038	15.078	17.928	52.044
5	22.376	15.066	14.700	52.142
6	18.901	15.059	14.742	48.702
7	18.897	15.029	14.702	48.628
8	18.869	15.015	14.768	48.652
N°261 Vaskelis, Kaspar				
1	20.106	15.499	14.686	50.291
2	19.434	15.100	14.438	48.972
3	19.342	14.956	14.434	48.732
4	19.398	15.113	14.434	48.945
5	19.224	15.238	14.447	48.909
6	19.290	14.894	14.390	48.574
7	19.655	14.864	14.398	48.917
8	19.532	14.856	14.495	48.883

22°WINTER CUP (ITA) 16-19/02/2017

Ficr Mantova

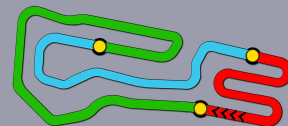
Apex Timing



Scan this QR Code for livetiming

Data processing and charts edit provided by:





OK

Qualifying Practice - Gr 1 (QPG1)

Document 18 OFFICIAL

Rnk	N°	Entrant	Nat E.	Driver	Nat D.	Material	Sector 1	Sector 2	Sector 3	Time	Gap	Laps
1	212	Kosmic Racing Team	ITA	Pourchaire, Theo	ESP	Kosmic / Vortex / Bridgestone	18.553	14.466	14.324	47.343		8
2	227	Tony Kart Racing Team	ITA	Vidales, David	ESP	Tony Kart / Vortex / Bridgestone	18.576	14.537	14.489	47.602	0.259	8
3	237	Chiesa Corse	GBR	Travisanutto, Lorenzo	ITA	Zanardi / Parilla / Bridgestone	18.665	14.468	14.471	47.604	0.261	7
4	213	Kosmic Racing Team	ITA	Vebster, Daniel	SWE	Kosmic / Vortex / Bridgestone	18.651	14.469	14.496	47.616	0.273	8
5	210	Kosmic Racing Team	ITA	Basz, Karol	POL	Kosmic / Vortex / Bridgestone	18.631	14.545	14.466	47.642	0.299	9
6	229	Tony Kart Racing Team	ITA	Petecof, Gianluca	BRA	Tony Kart / Vortex / Bridgestone	18.607	14.554	14.483	47.644	0.301	8
7	257	Birel Art Racing	ITA	Lindh, Rasmus	SWE	Ricciardo Kart / Tm / Bridgestone	18.623	14.552	14.499	47.674	0.331	8
8	241	Energy Corse Srl	ITA	Kenneally, Finlay	GBR	Energy / Vortex / Bridgestone	18.695	14.586	14.448	47.729	0.386	8
9	201	Tony Kart Racing Team	ITA	Hiltbrand, Pedro	ESP	Tony Kart / Vortex / Bridgestone	18.666	14.544	14.520	47.730	0.387	8
10	232	Energy Corse Srl	ITA	Nouet, Theo	ITA	Energy / Parilla / Bridgestone	18.652	14.601	14.489	47.742	0.399	9
11	228	Tony Kart Racing Team	ITA	Novalak, Clement	GBR	Tony Kart / Vortex / Bridgestone	18.706	14.503	14.553	47.762	0.419	8
12	251	Komarov Igor	RUS	Sitnikov, Nikita	RUS	Tony Kart / Tm / Bridgestone	18.618	14.538	14.610	47.766	0.423	8
13	214	Forza Racing	GBR	Jewiss, Kiern	GBR	Exprit / Vortex / Bridgestone	18.614	14.619	14.549	47.782	0.439	8
14	202	Af Competition	DNK	Gerner, Carl-Anton	DNK	Fa / Vortex / Bridgestone	18.659	14.621	14.545	47.825	0.482	9
15	230	Crg Spa	ITA	Alatalo, William	FIN	Crg / Parilla / Bridgestone	18.682	14.630	14.526	47.838	0.495	8
16	219	Chupinin Anton	UKR	Simonov, Mikhail	RUS	Tony Kart / Vortex / Bridgestone	18.652	14.597	14.618	47.867	0.524	8
17	243	Ksm Schumacher Racing Team	DEU	Owega, Jusuf	DEU	Tony Kart / Vortex / Bridgestone	18.670	14.633	14.588	47.891	0.548	8
18	245	Morsicani Racing	ITA	Di Cori, Alessandro	ITA	Crg / Parilla / Bridgestone	18.696	14.685	14.548	47.929	0.586	8
19	207	Ward Racing	SWE	Lobanenko, Artem	RUS	Tony Kart / Vortex / Bridgestone	18.672	14.685	14.602	47.959	0.616	8
20	242	Baby Race	ITA	Morricone, Edoardo	ITA	Tony Kart / Vortex / Bridgestone	18.701	14.681	14.601	47.983	0.640	8
21	255	Fusion Motorsport	GBR	Ferrari, Lorenzo	ITA	Exprit / Tm / Bridgestone	18.738	14.716	14.565	48.019	0.676	8
22	239	Chiesa Corse	GBR	Arnaud, Hugo	ITA	Zanardi / Parilla / Bridgestone	18.710	14.763	14.601	48.074	0.731	7
23	222	Stern Motorosport	DEU	Munding, Wodan Erik	DEU	Kali Kart / Parilla / Bridgestone	18.722	14.724	14.640	48.086	0.743	8
24	209	RI-Competition	DEU	Binder, Rene	DEU	Crg / Parilla / Bridgestone	18.838	14.665	14.588	48.091	0.748	8
25	247	Baby Race	ITA	Varrone, Nicolas	ARG	Tony Kart / Vortex / Bridgestone	18.793	14.664	14.658	48.115	0.772	9
26	206	Fun Racing Shop	CHE	Von Allmen, Pascal	CHE	Sodi / Tm / Bridgestone	18.713	14.830	14.634	48.177	0.834	12
27	260	X-Rei Motorsport	CHE	Eichenberger, Tara	CHE	Exprit / Vortex / Bridgestone	18.818	14.787	14.579	48.184	0.841	8
28	231	Exprit Kart Team	CHE	Weibel, Samuel	CHE	Exprit / Vortex / Bridgestone	18.858	14.688	14.640	48.186	0.843	8

Not Classified

249	Birel Art Racing	ITA	Matthews, Jace	AUS	Ricciardo Kart / Tm / Bridgestone					No Time		
-----	------------------	-----	----------------	-----	-----------------------------------	--	--	--	--	---------	--	--

Start Time : 17/02 - 11:50:04

Best Lap : N°212 Pourchaire, Theo

47.343

91,24 Kph

Weather : Sunny Air : 15°C Track : Dry

22°WINTER CUP (ITA) 16-19/02/2017

Ficr Mantova

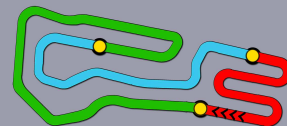
Apex Timing



Scan this QR Code for livetiming

Data processing and charts edit provided by:





OK

Qualifying Practice - Gr 1 (QPG1)

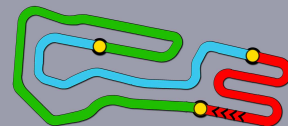
For information purposes. No official / regulatory value

Best Sectors Analysis

S1			S2			S3		
Rnk	N°	Time	Rnk	N°	Time	Rnk	N°	Time
1	212	18.553	1	212	14.466	1	212	14.324
2	227	18.576	2	237	14.468	2	213	14.437
3	213	18.579	3	213	14.469	3	229	14.444
4	210	18.588	4	210	14.491	4	241	14.448
5	229	18.607	5	228	14.501	5	210	14.466
6	214	18.614	6	251	14.514	6	237	14.471
7	251	18.618	7	227	14.520	7	227	14.475
8	257	18.623	8	201	14.544	8	232	14.489
9	232	18.624	9	232	14.546	9	257	14.499
10	219	18.652	10	257	14.552	10	201	14.509
11	201	18.656	11	229	14.554	11	230	14.515
12	202	18.659	12	219	14.575	12	202	14.518
13	243	18.665	13	241	14.586	13	251	14.519
13	237	18.665	14	243	14.603	14	228	14.521
15	230	18.670	15	214	14.619	15	245	14.548
16	207	18.672	16	202	14.621	16	214	14.549
17	245	18.685	17	230	14.630	17	255	14.565
17	228	18.685	18	207	14.662	18	260	14.575
19	241	18.695	19	247	14.664	19	239	14.577
20	242	18.701	20	209	14.665	20	207	14.587
21	239	18.710	21	255	14.671	21	243	14.588
22	206	18.713	22	242	14.674	21	209	14.588
23	255	18.717	23	231	14.678	23	242	14.601
24	222	18.722	24	245	14.681	24	219	14.613
25	247	18.793	25	239	14.685	25	222	14.618
26	260	18.818	26	222	14.723	26	206	14.634
27	209	18.825	27	206	14.736	27	231	14.640
28	231	18.858	28	260	14.749	28	247	14.641

				Ideal Lap Times			
Rnk	N°	Driver	Nat D.	Ideal Lap	Best Lap	Diff.	
1	212	Pourchaire, Theo	ITA	47.343	47.343		
2	213	Vebster, Daniel	SWE	47.485	47.616	0.131	
3	210	Basz, Karol	POL	47.545	47.642	0.097	
4	227	Vidales, David	ESP	47.571	47.602	0.031	
5	237	Travisanutto, Lorenzo	ITA	47.604	47.604		
6	229	Petecof, Gianluca	BRA	47.605	47.644	0.039	
7	251	Sitnikov, Nikita	RUS	47.651	47.766	0.115	
8	232	Nouet, Theo	FRA	47.659	47.742	0.083	
9	257	Lindh, Rasmus	SWE	47.674	47.674		
10	228	Novalak, Clement	GBR	47.707	47.762	0.055	
11	201	Hiltbrand, Pedro	ESP	47.709	47.730	0.021	
12	241	Kenneally, Finlay	GBR	47.729	47.729		
13	214	Jewiss, Kiern	GBR	47.782	47.782		
14	202	Gerner, Carl-Anton	DNK	47.798	47.825	0.027	
15	230	Alatalo, William	FIN	47.815	47.838	0.023	
16	219	Simonov, Mikhail	RUS	47.840	47.867	0.027	
17	243	Owega, Jusuf	DEU	47.856	47.891	0.035	
18	245	Di Cori, Alessandro	ITA	47.914	47.929	0.015	
19	207	Lobanenko, Artem	RUS	47.921	47.959	0.038	
20	255	Ferrari, Lorenzo	ITA	47.953	48.019	0.066	
21	239	Arnaud, Hugo	FRA	47.972	48.074	0.102	
22	242	Morricone, Edoardo	ITA	47.976	47.983	0.007	
23	222	Munding, Wodan Erik	DEU	48.063	48.086	0.023	
24	209	Binder, Rene	DEU	48.078	48.091	0.013	
25	206	Von Allmen, Pascal	CHE	48.083	48.177	0.094	
26	247	Varrone, Nicolas	ARG	48.098	48.115	0.017	
27	260	Eichenberger, Tara	CHE	48.142	48.184	0.042	
28	231	Weibel, Samuel	CHE	48.176	48.186	0.010	





OK

Qualifying Practice - Gr 1 (QP1) Analysis

For information purposes. No official / regulatory value

Laps	Sector 1	Sector 2	Sector 3	Lap Time
N°201 Hiltbrand, Pedro				
1	20.791	17.345	15.193	53.329
2	18.930	14.727	14.563	48.220
3	18.710	14.575	14.509	47.794
4	18.666	14.544	14.520	47.730
5	18.665	14.552	14.549	47.766
6	18.656	14.554	14.530	47.740
7	22.068	16.446	14.687	53.201
8	18.661	14.558	14.541	47.760

Laps	Sector 1	Sector 2	Sector 3	Lap Time
N°202 Gerner, Carl-Anton				
1	20.119	15.635	15.295	51.049
2	19.061	15.057	14.757	48.875
3	18.797	14.850	14.679	48.326
4	18.815	14.774	14.580	48.169
5	18.659	14.621	14.545	47.825
6	18.827	15.448	14.816	49.091
7	18.837	14.733	14.561	48.131
8	18.692	14.715	14.561	47.968
9	18.679	14.644	14.518	47.841

Laps	Sector 1	Sector 2	Sector 3	Lap Time
N°206 Von Allmen, Pascal				
1	19.370	15.106	14.792	49.268
2	18.771	14.873	14.636	48.280
3	18.713	14.830	14.634	48.177
4	18.763	14.795	14.719	48.277
5	18.812	15.304	14.867	48.983
6	18.898	14.836	14.738	48.472
7	18.760	14.741	14.795	48.296
8	18.729	14.742	14.811	48.282
9	18.757	14.791	14.793	48.341
10	18.797	15.066	15.022	48.885
11	18.743	14.736	14.861	48.340
12	18.874	14.757	14.773	48.404

Laps	Sector 1	Sector 2	Sector 3	Lap Time
N°207 Lobanenکو, Artem				
1	22.834	16.993	15.739	55.566
2	19.274	14.874	15.071	49.219
3	18.852	14.825	14.765	48.442
4	18.856	14.730	14.977	48.563

Laps	Sector 1	Sector 2	Sector 3	Lap Time
5	20.576	14.742	14.724	50.042
6	18.698	14.662	14.649	48.009
7	18.720	14.664	14.587	47.971
8	18.672	14.685	14.602	47.959

Laps	Sector 1	Sector 2	Sector 3	Lap Time
N°209 Binder, Rene				
1	20.375	16.356	15.883	52.614
2	19.994	15.290	14.893	50.177
3	18.949	14.829	14.782	48.560
4	18.896	14.773	14.664	48.333
5	18.842	14.732	14.631	48.205
6	18.825	14.893	14.739	48.457
7	18.850	14.727	14.737	48.314
8	18.838	14.665	14.588	48.091

Laps	Sector 1	Sector 2	Sector 3	Lap Time
N°210 Basz, Karol				
1	19.542	15.440	14.780	49.762
2	18.800	14.946	14.640	48.386
3	18.716	14.631	14.566	47.913
4	18.588	14.540	14.536	47.664
5	18.645	14.491	14.573	47.709
6	18.589	14.549	14.535	47.673
7	20.009	15.274	15.794	51.077
8	18.631	14.545	14.466	47.642
9	18.706	14.525	14.473	47.704

Laps	Sector 1	Sector 2	Sector 3	Lap Time
N°212 Pourchaire, Theo				
1	22.894	22.062	18.058	1:03.014
2	18.987	14.846	14.590	48.423
3	18.600	14.560	14.479	47.639
4	18.568	14.543	14.401	47.512
5	18.562	14.518	14.444	47.524
6	18.607	14.497	14.424	47.528
7	21.942	17.257	14.544	53.743
8	18.553	14.466	14.324	47.343

Laps	Sector 1	Sector 2	Sector 3	Lap Time
N°213 Vebster, Daniel				
1	28.775	18.713	18.608	1:06.096
2	20.007	15.053	14.752	49.812
3	18.846	14.779	14.512	48.137
4	18.651	14.620	14.522	47.793

Laps	Sector 1	Sector 2	Sector 3	Lap Time
5	18.632	14.596	14.437	47.665
6	18.579	14.620	14.673	47.872
7	18.651	14.469	14.496	47.616
8	18.593	14.538	14.543	47.674

Laps	Sector 1	Sector 2	Sector 3	Lap Time
N°214 Jewiss, Kiern				
1	21.084	16.759	15.367	53.210
2	18.998	14.894	15.705	49.597
3	19.325	14.812	14.611	48.748
4	18.716	14.685	14.554	47.955
5	18.614	14.619	14.549	47.782
6	18.654	14.657	14.597	47.908
7	18.723	18.783	15.024	52.530
8	18.688	14.709	14.609	48.006

Laps	Sector 1	Sector 2	Sector 3	Lap Time
N°219 Simonov, Mikhail				
1	21.366	18.284	15.580	55.230
2	18.990	15.217	16.934	51.141
3	19.072	14.816	14.653	48.541
4	18.701	14.613	14.613	47.927
5	18.653	14.648	14.668	47.969
6	18.652	14.597	14.618	47.867
7	18.674	14.585	14.628	47.887
8	18.690	14.575	14.989	48.254

Laps	Sector 1	Sector 2	Sector 3	Lap Time
N°222 Munding, Wodan Erik				
1	21.246	15.989	15.325	52.560
2	19.527	15.853	14.909	50.289
3	18.929	14.838	14.618	48.385
4	18.939	14.747	14.698	48.384
5	18.829	14.794	14.651	48.274
6	18.726	14.736	14.654	48.116
7	18.780	14.723	14.662	48.165
8	18.722	14.724	14.640	48.086

Laps	Sector 1	Sector 2	Sector 3	Lap Time
N°227 Vidales, David				
1	19.860	18.535	19.909	58.304
2	19.334	18.758	18.719	56.811
3	18.907	14.752	14.687	48.346
4	18.670	14.655	14.558	47.883
5	18.601	14.520	14.529	47.650

22°WINTER CUP (ITA) 16-19/02/2017

Ficr Mantova

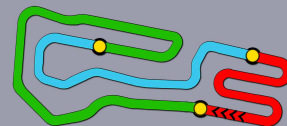
Apex Timing



Scan this QR Code for livetiming

Data processing and charts edit provided by:





OK

Qualifying Practice - Gr 1 (QP1) Analysis

For information purposes. No official / regulatory value

Laps	Sector 1	Sector 2	Sector 3	Lap Time
6	18.606	14.543	14.475	47.624
7	18.576	14.537	14.489	47.602
8	18.605	14.590	14.538	47.733

N°228 Novalak, Clement

1	19.659	16.272	14.921	50.852
2	18.902	14.740	14.530	48.172
3	18.743	14.562	14.521	47.826
4	18.754	14.761	14.876	48.391
5	18.720	14.565	14.591	47.876
6	18.685	14.526	14.600	47.811
7	18.714	14.501	14.626	47.841
8	18.706	14.503	14.553	47.762

N°229 Petecof, Gianluca

1	19.881	17.217	15.548	52.646
2	18.848	14.768	14.491	48.107
3	18.624	14.626	14.493	47.743
4	18.611	14.652	14.444	47.707
5	18.726	14.600	14.483	47.809
6	18.665	14.592	14.478	47.735
7	18.617	14.560	14.473	47.650
8	18.607	14.554	14.483	47.644

N°230 Alatalo, William

1	21.286	17.184	15.325	53.795
2	19.165	14.967	14.573	48.705
3	18.792	14.827	14.590	48.209
4	18.813	15.231	14.515	48.559
5	18.682	14.630	14.526	47.838
6	18.670	14.685	14.567	47.922
7	18.776	17.678	14.826	51.280
8	18.722	14.639	14.558	47.919

N°231 Weibel, Samuel

1	20.162	17.128	15.811	53.101
2	19.825	15.486	14.999	50.310
3	19.167	14.919	14.787	48.873
4	20.014	17.133	14.717	51.864
5	19.105	14.792	14.642	48.539
6	18.884	14.678	14.641	48.203

Laps	Sector 1	Sector 2	Sector 3	Lap Time
7	19.300	14.734	14.699	48.733
8	18.858	14.688	14.640	48.186

N°232 Nouet, Theo

1	20.249	15.376	14.941	50.566
2	18.904	14.782	14.594	48.280
3	18.703	14.614	14.613	47.930
4	18.732	14.546	14.631	47.909
5	18.624	14.597	14.595	47.816
6	18.657	14.555	14.560	47.772
7	18.669	14.601	14.508	47.778
8	18.652	14.601	14.489	47.742
9	19.368	14.595	14.536	48.499

N°237 Trivisanutto, Lorenzo

1	22.035	16.399	15.525	53.959
2	19.659	14.986	14.666	49.311
3	18.752	14.607	14.523	47.882
4	18.711	14.529	14.502	47.742
5	19.417	14.979	14.528	48.924
6	18.677	14.522	14.630	47.829
7	18.665	14.468	14.471	47.604

N°239 Arnaud, Hugo

1	22.031	16.535	15.359	53.925
2	19.710	15.127	14.665	49.502
3	18.847	14.854	14.854	48.555
4	18.819	14.841	14.649	48.309
5	18.710	14.763	14.601	48.074
6	18.848	14.947	14.939	48.734
7	18.819	14.685	14.577	48.081

N°241 Kenneally, Finlay

1	21.163	22.293	19.806	1:03.262
2	19.336	15.031	14.580	48.947
3	18.840	14.760	14.483	48.083
4	18.738	14.697	14.478	47.913
5	18.768	14.600	14.460	47.828
6	18.696	14.648	14.555	47.899
7	18.730	14.668	14.519	47.917
8	18.695	14.586	14.448	47.729

Laps	Sector 1	Sector 2	Sector 3	Lap Time
------	----------	----------	----------	----------

N°242 Morricone, Edoardo

1	21.887	18.008	16.732	56.627
2	22.083	17.123	16.143	55.349
3	20.769	15.883	14.813	51.465
4	18.896	14.821	14.650	48.367
5	18.723	14.674	14.641	48.038
6	18.705	14.713	14.629	48.047
7	18.881	15.000	14.675	48.556
8	18.701	14.681	14.601	47.983

N°243 Owega, Jusuf

1	24.471	17.247	16.356	58.074
2	19.122	15.194	16.104	50.420
3	18.871	14.883	14.909	48.663
4	18.699	14.746	15.022	48.467
5	18.703	14.688	14.685	48.076
6	18.665	14.603	14.674	47.942
7	18.722	14.733	14.650	48.105
8	18.670	14.633	14.588	47.891

N°245 Di Cori, Alessandro

1	19.800	16.953	16.211	52.964
2	20.138	16.102	15.035	51.275
3	19.693	14.892	14.610	49.195
4	18.761	14.824	14.625	48.210
5	18.685	14.690	14.622	47.997
6	18.696	14.685	14.548	47.929
7	18.728	14.688	14.618	48.034
8	18.696	14.681	14.682	48.059

N°247 Varrone, Nicolas

1	19.697	15.793	15.233	50.723
2	19.077	14.916	14.723	48.716
3	18.868	14.691	14.692	48.251
4	18.793	14.664	14.658	48.115
5	18.834	14.723	14.741	48.298
6	19.125	15.827	14.913	49.865
7	18.922	14.693	14.641	48.256
8	18.873	14.691	14.787	48.351
9	18.857	14.729	14.816	48.402

22°WINTER CUP (ITA) 16-19/02/2017

Ficr Mantova

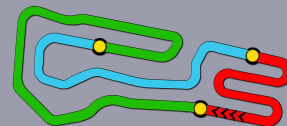
Apex Timing



Scan this QR Code for livetiming

Data processing and charts edit provided by:





OK

Qualifying Practice - Gr 1 (QPG1) Analysis

For information purposes. No official / regulatory value

Laps	Sector 1	Sector 2	Sector 3	Lap Time
N°251 Sitnikov, Nikita				
1	23.411	20.040	17.142	1:00.593
2	19.411	15.063	14.836	49.310
3	18.845	14.733	14.616	48.194
4	18.758	14.617	14.519	47.894
5	18.769	14.569	14.541	47.879
6	18.618	14.538	14.610	47.766
7	18.631	14.514	14.800	47.945
8	18.763	14.582	14.593	47.938
N°255 Ferrari, Lorenzo				
1	20.266	17.832	16.301	54.399
2	22.155	16.474	15.262	53.891
3	19.749	15.138	15.084	49.971
4	18.771	14.898	14.832	48.501
5	18.738	14.716	14.565	48.019
6	18.717	14.671	14.768	48.156
7	18.771	14.740	14.669	48.180
8	18.737	14.738	14.581	48.056
N°257 Lindh, Rasmus				
1	23.571	19.176	15.375	58.122
2	19.159	15.076	14.698	48.933
3	18.787	14.815	14.507	48.109
4	18.652	14.647	14.525	47.824
5	18.671	14.604	14.526	47.801
6	18.646	14.593	14.565	47.804
7	18.775	14.570	14.565	47.910
8	18.623	14.552	14.499	47.674
N°260 Eichenberger, Tara				
1	20.542	15.838	15.264	51.644
2	19.357	15.230	14.916	49.503
3	19.129	14.941	14.728	48.798
4	19.082	14.952	14.669	48.703
5	18.925	14.845	14.701	48.471
6	18.988	14.889	15.012	48.889
7	18.892	14.749	14.575	48.216
8	18.818	14.787	14.579	48.184

22°WINTER CUP (ITA) 16-19/02/2017

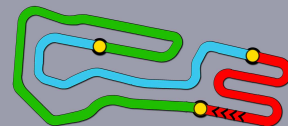
Ficr Mantova

Apex Timing

Data processing and charts edit provided by:



Scan this QR Code for livetiming



OK Entry List (57 Drivers)

Document 11 OFFICIAL

N°	Entrant	Nat E.	Driver	Nat D.	Material
201	Tony Kart Racing Team	ITA	Hiltbrand, Pedro	ESP	Tony Kart / Vortex / Bridgestone
202	Af Competition	DNK	Gerner, Carl-Anton	DNK	Fa / Vortex / Bridgestone
203	Ward Racing	SWE	Shvetsov, Ivan	RUS	Tony Kart / Vortex / Bridgestone
204	Ward Racing	SWE	Rozenfeld, David	RUS	Tony Kart / Vortex / Bridgestone
205	Crg Spa	ITA	Rosina, Michael	ITA	Crg / Parilla / Bridgestone
206	Fun Racing Shop	CHE	Von Allmen, Pascal	CHE	Sodi / Tm / Bridgestone
207	Ward Racing	SWE	Lobanenko, Artem	RUS	Tony Kart / Vortex / Bridgestone
209	RI-Competition	DEU	Binder, Rene	DEU	Crg / Parilla / Bridgestone
210	Kosmic Racing Team	ITA	Basz, Karol	POL	Kosmic / Vortex / Bridgestone
211	Kosmic Racing Team	ITA	Milell, Noah	SWE	Kosmic / Vortex / Bridgestone
212	Kosmic Racing Team	ITA	Pourchaire, Theo	FRA	Kosmic / Vortex / Bridgestone
213	Kosmic Racing Team	ITA	Vebster, Daniel	SWE	Kosmic / Vortex / Bridgestone
214	Forza Racing	GBR	Jewiss, Kiern	GBR	Exprit / Vortex / Bridgestone
215	Ksm Schumacher Racing Team	DEU	Fritsch, Valentino	DEU	Tony Kart / Vortex / Bridgestone
216	Kosmic Racing Team	ITA	Hicham, Mazou	CHE	Kosmic / Vortex / Bridgestone
218	Ksm Schumacher Racing Team	DEU	Schumacher, David	DEU	Tony Kart / Vortex / Bridgestone
219	Chupinin Anton	UKR	Simonov, Mikhail	RUS	Tony Kart / Vortex / Bridgestone
220	Af Competition	DNK	Jensen, Daniel	DNK	Fa / Vortex / Bridgestone
221	Forza Racing	GBR	Alvarez, Sebastian	GBR	Exprit / Vortex / Bridgestone
222	Stern Motorsport	DEU	Munding, Wodan Erik	DEU	Kali Kart / Parilla / Bridgestone
223	Crg Spa	ITA	Hauger, Dennis	ITA	Crg / Parilla / Bridgestone
224	Crg Spa	ITA	Meyer, Kilian	ITA	Crg / Parilla / Bridgestone
226	Crg Spa	ITA	Bradshaw, Callum	GBR	Crg / Parilla / Bridgestone
227	Tony Kart Racing Team	ITA	Vidales, David	ESP	Tony Kart / Vortex / Bridgestone
228	Tony Kart Racing Team	ITA	Novalak, Clement	GBR	Tony Kart / Vortex / Bridgestone
229	Tony Kart Racing Team	ITA	Petecof, Gianluca	BRA	Tony Kart / Vortex / Bridgestone
230	Crg Spa	ITA	Alatalo, William	FIN	Crg / Parilla / Bridgestone
231	Exprit Kart Team	CHE	Weibel, Samuel	CHE	Exprit / Vortex / Bridgestone
232	Energy Corse Srl	ITA	Nouet, Theo	FRA	Energy / Parilla / Bridgestone
233	Energy Corse Srl	ITA	Goldschmied, Dominik	SVK	Energy / Vortex / Bridgestone
234	Ricky Flynn Motorsport	GBR	Kruetten, Niklas	DEU	Fa Alonso / Vortex / Bridgestone
235	Ricky Flynn Motorsport	GBR	Taoufik, Sami	MAR	Fa Alonso / Vortex / Bridgestone
236	R&R Racing Team	AUT	Filip Ioan, Ugran	AUT	Tony Kart / Tm / Bridgestone
237	Chiesa Corse	GBR	Travisanutto, Lorenzo	ITA	Zanardi / Parilla / Bridgestone
238	Chiesa Corse	GBR	Eteki, Adam	FRA	Zanardi / Parilla / Bridgestone
239	Chiesa Corse	GBR	Arnaud, Hugo	FRA	Zanardi / Parilla / Bridgestone
240	Chiesa Corse	GBR	Gheno, Jacopo	ITA	Zanardi / Parilla / Bridgestone
241	Energy Corse Srl	ITA	Kenneally, Finlay	GBR	Energy / Vortex / Bridgestone
242	Baby Race	ITA	Morricono, Edoardo	ITA	Tony Kart / Vortex / Bridgestone
243	Ksm Schumacher Racing Team	DEU	Owega, Jusuf	DEU	Tony Kart / Vortex / Bridgestone

22nd WINTER CUP (ITA) 16-19/02/2017

Ficr Mantova

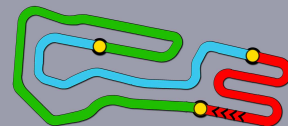
Apex Timing



Scan this QR Code for livetiming

Data processing and charts edit provided by:



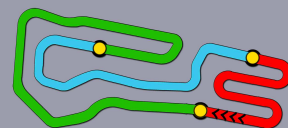


OK Entry List (57 Drivers)

Document 11 OFFICIAL

N°	Entrant	Nat E.	Driver	Nat D.	Material
245	Morsicani Racing		Di Cori, Alessandro		Crg / Parilla / Bridgestone
246	Birel Art Racing		Collet, Caio		Birel Art / Tm / Bridgestone
247	Baby Race		Varrone, Nicolas		Tony Kart / Vortex / Bridgestone
248	Baby Race		Moretti, Marzio		Tony Kart / Vortex / Bridgestone
249	Birel Art Racing		Matthews, Jace		Ricciardo Kart / Tm / Bridgestone
250	Keijzer Racing		Van Berlo, Glenn		Crg / Parilla / Bridgestone
251	Komarov Igor		Sitnikov, Nikita		Tony Kart / Tm / Bridgestone
252	Ksm Schumacher Racing Team		Tonteri, Paavo		Tony Kart / Vortex / Bridgestone
253	Ward Racing		Persson, Sebastian		Tony Kart / Vortex / Bridgestone
254	Ward Racing		Dzitiey, Yuriy		Tony Kart / Vortex / Bridgestone
255	Fusion Motorsport		Ferrari, Lorenzo		Exprit / Tm / Bridgestone
256	Armellin Andrea		Armellin, Andrea		Tony Kart / Vortex / Bridgestone
257	Birel Art Racing		Lindh, Rasmus		Ricciardo Kart / Tm / Bridgestone
258	Ward Racing		Blomqvist, Isac		Tony Kart / Vortex / Bridgestone
259	Schettino Mario		Schettino, Mario		Tony Kart / Parilla / Bridgestone
260	X-Rei Motorsport		Eichenberger, Tara		Exprit / Vortex / Bridgestone
261	Forza Racing		Vaskelis, Kaspar		Exprit / Tm / Bridgestone





OK Entry List (57 Drivers)

Document 2

N°	Entrant	Nat E.	Driver	Nat D.	Material
201	Tony Kart Racing Team		Hiltbrand, Pedro		Tony Kart / Vortex / Bridgestone
202	Af Competition		Gerner, Carl-Anton		Fa / Vortex / Bridgestone
203	Ward Racing		Shvetsov, Ivan		Tony Kart / Vortex / Bridgestone
204	Ward Racing		Rozenfeld, David		Tony Kart / Vortex / Bridgestone
205	Crg Spa		Rosina, Michael		Crg / Parilla / Bridgestone
206	Fun Racing Shop		Von Allmen, Pascal		Sodi / Tm / Bridgestone
207	Ward Racing		Lobanenko, Artem		Tony Kart / Vortex / Bridgestone
209	RI-Competition		Binder, Rene		Crg / Parilla / Bridgestone
210	Kosmic Racing Team		Basz, Karol		Kosmic / Vortex / Bridgestone
211	Kosmic Racing Team		Milell, Noah		Kosmic / Vortex / Bridgestone
212	Kosmic Racing Team		Pourchaire, Theo		Kosmic / Vortex / Bridgestone
213	Kosmic Racing Team		Vebster, Daniel		Kosmic / Vortex / Bridgestone
214	Forza Racing		Jewiss, Kiern		Exprit / Vortex / Bridgestone
215	Ksm Schumacher Racing Team		Fritsch, Valentino		Tony Kart / Vortex / Bridgestone
216	Kosmic Racing Team		Hicham, Mazou		Kosmic / Vortex / Bridgestone
218	Ksm Schumacher Racing Team		Schumacher, David		Tony Kart / Vortex / Bridgestone
219	Chupinin Anton		Simonov, Mikhail		Tony Kart / Vortex / Bridgestone
220	Af Competition		Jensen, Daniel		Fa / Vortex / Bridgestone
221	Forza Racing		Alvarez, Sebastian		Exprit / Vortex / Bridgestone
222	Stern Motorsport		Munding, Wodan Erik		Kali Kart / Parilla / Bridgestone
223	Crg Spa		Hauger, Dennis		Crg / Parilla / Bridgestone
224	Crg Spa		Meyer, Kilian		Crg / Parilla / Bridgestone
226	Crg Spa		Bradshaw, Callum		Crg / Parilla / Bridgestone
227	Tony Kart Racing Team		Vidales, David		Tony Kart / Vortex / Bridgestone
228	Tony Kart Racing Team		Novalak, Clement		Tony Kart / Vortex / Bridgestone
229	Tony Kart Racing Team		Petecof, Gianluca		Tony Kart / Vortex / Bridgestone
230	Crg Spa		Alatalo, William		Crg / Parilla / Bridgestone
231	Exprit Kart Team		Weibel, Samuel		Exprit / Vortex / Bridgestone
232	Energy Corse Srl		Nouet, Theo		Energy / Parilla / Bridgestone
233	Energy Corse Srl		Goldschmied, Dominik		Energy / Vortex / Bridgestone
234	Ricky Flynn Motorsport		Kruetten, Niklas		Fa Alonso / Vortex / Bridgestone
235	Ricky Flynn Motorsport		Taoufik, Sami		Fa Alonso / Vortex / Bridgestone
236	R&R Racing Team		Filip Ioan, Ugran		Tony Kart / Tm / Bridgestone
237	Chiesa Corse		Travisanutto, Lorenzo		Zanardi / Parilla / Bridgestone
238	Chiesa Corse		Eteki, Adam		Zanardi / Parilla / Bridgestone
239	Chiesa Corse		Arnaud, Hugo		Zanardi / Parilla / Bridgestone
240	Chiesa Corse		Gheno, Jacopo		Zanardi / Parilla / Bridgestone
241	Energy Corse Srl		Kenneally, Finlay		Energy / Vortex / Bridgestone
242	Baby Race		Morricono, Edoardo		Tony Kart / Vortex / Bridgestone
243	Ksm Schumacher Racing Team		Owega, Jusuf		Tony Kart / Vortex / Bridgestone

22nd WINTER CUP (ITA) 16-19/02/2017

Ficr Mantova

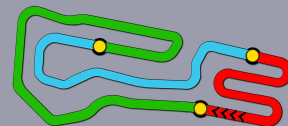
Apex Timing



Scan this QR Code for livetiming

Data processing and charts edit provided by:





OK Entry List (57 Drivers)

Document 2

N°	Entrant	Nat E.	Driver	Nat D.	Material
245	Morsicani Racing		Di Cori, Alessandro		Crg / Parilla / Bridgestone
246	Birel Art Racing		Collet, Caio		Birel Art / Tm / Bridgestone
247	Baby Race		Varrone, Nicolas		Tony Kart / Vortex / Bridgestone
248	Baby Race		Moretti, Marzio		Tony Kart / Vortex / Bridgestone
249	Birel Art Racing		Matthews, Jace		Ricciardo Kart / Tm / Bridgestone
250	Keijzer Racing		Van Berlo, Glenn		Crg / Parilla / Bridgestone
251	Komarov Igor		Sitnikov, Nikita		Tony Kart / Tm / Bridgestone
252	Ksm Schumacher Racing Team		Tonteri, Paavo		Tony Kart / Vortex / Bridgestone
253	Ward Racing		Persson, Sebastian		Tony Kart / Vortex / Bridgestone
254	Ward Racing		Dzitiey, Yuriy		Tony Kart / Vortex / Bridgestone
255	Fusion Motorsport		Ferrari, Lorenzo		Exprit / Tm / Bridgestone
256	Armellin Andrea		Armellin, Andrea		Tony Kart / Vortex / Bridgestone
257	Birel Art Racing		Lindh, Rasmus		Ricciardo Kart / Tm / Bridgestone
258	Ward Racing		Blomqvist, Isac		Tony Kart / Vortex / Bridgestone
259	Schettino Mario		Schettino, Mario		Tony Kart / Parilla / Bridgestone
260	X-Rei Motorsport		Eichenberger, Tara		Exprit / Vortex / Bridgestone
261	Forza Racing		Vaskelis, Kaspar		Exprit / Tm / Bridgestone

