



SAKC / ADAC Kart Cup Ampfing

X30 Junioren

Kartbahn Ampfing 1,063 Km

Freies Training

22.05.2016 08:24

Training (10:00 Zeit) gestartet um 8:24:42

Pos.	Nr.	Name	Nat-Wohnort	Fabrikat	Bewerber/Sponsor	Rnd.	Beste Zeit	Diff.	In Rd.	km/h
1	109	Marek Schaller		Tony Kart/IAME X30	RMW Motorsport/ADAC Westfalen e.V.	10	44.580		9	85,841
2	4	Gerrit Hartwig		Tonykart/Iame X30	Gerrit Hartwig/	9	44.582	0.002	9	85,837
3	89	Niklas Bienek		Tony Kart/IAME	Team Zinner/	9	44.596	0.016	7	85,810
4	334	Jan-Philipp Springob		Kosmic/Iame	CV-Racing Team by HTP Motorsport/Drive	9	44.633	0.053	7	85,739
5	115	Hendrik Schulze Frenking		Intrepid/IAME	Hemkemeyer/	8	44.656	0.076	8	85,695
6	250	Louis Kulke		Gillard/Iame X30	/	11	44.735	0.155	10	85,544
7	55	Levi O'Dey		Tony/Iame	KSM Racing Team /	10	44.752	0.172	8	85,511
8	426	Philipp Britz		Top-Kart/IAME	PJM Motorsport / KUS e.V./	10	44.780	0.200	10	85,458
9	9	Felix Wischlitzki		Mad-Croc/Iame	RS-Motorsport/	10	44.804	0.224	8	85,412
10	120	Niklas Koch		Gillard/IAME X30 Ju	ADAC Hessen-Thüringen e.V./	10	44.810	0.230	8	85,401
11	40	Javin Lewis Seyhan Seyhan		Top Kart/IAME X30	Top Kart Germany/	10	44.818	0.238	6	85,385
12	25	Patrick Degenbeck		Mad-Croc/X30 Jun.	RS-Motorsport/	10	44.896	0.316	6	85,237
13	330	Krasniqi Justin		Kosmic/Iame	CV-Racing by HTP/	10	45.070	0.490	6	84,908
14	10	Marc Elter		Jesolo/IAME	TR Motorsport/	9	45.200	0.620	8	84,664
15	110	Marcel Schminke		Tony Kart/IAME X30	RMW Motorsport/ADAC Hessen-Thüringen	10	45.227	0.647	9	84,613
16	33	Jan Knecht		Toni Kart/IAME X30	FSRacing Performance/	10	45.281	0.701	7	84,512
17	22	Jonas Wieser		Intrepid/Iame X30	AK-Racing/	9	45.287	0.707	6	84,501
18	334	Nico Mayer		Topkart/IAME X30	Motorsportteam ADAC Württemberg e.V. /	10	45.292	0.712	10	84,492
19	20	Nick Strobel		Praga/X30 Motor	Strobel, Nick/	10	45.346	0.766	8	84,391
20	124	Miroslaw Kravchenko		Mach1/Iame X30Ju	DS Kartsport/Msc Langefeld/AdDAC North	10	45.355	0.775	7	84,374
21	7	Marcel Weber		KOSMIC/IAME/X30.	Team Zinner/PST GmbH	10	45.367	0.787	4	84,352
22	34	Maximilian Rosenschon		Mad Croc/IAME	RS-Motorsport/Ultra-DEX	10	45.395	0.815	8	84,300
23	17	Nico Wurster		FA/Iame	Lanari Racing Team/ADAC Team Württeml	9	45.439	0.859	6	84,218
24	108	Mika Rausch		DR/IAME X30 Junic	RRT Rausch Racing Team/	10	45.499	0.919	7	84,107
25	11	Tobias Pfisterer		Art/Iame X30	MCKt Kirchheim unter Teck/	8	45.631	1.051	7	83,864
26	6	Niclas Wiedmann		Mad Croc /IAME	Niclas Wiedmann/Mad Croc	10	45.707	1.127	7	83,725
27	19	Lindner Andreas		MadCroc/IAME	/	9	45.773	1.193	8	83,604
28	18	Rouven Wilk		MS/X30J	WilkSport ADAC Nordbaden/Wilk Reisen ,1	6	45.786	1.206	3	83,580
29	424	Philipp Klugar		DR/Iame X30 jr.	ADAC Sachsen e.V. / Team NKS/	10	45.788	1.208	9	83,576
30	123	Tom Kölsch		Tony Kart /IAME X30	RMW Motorsport ADAC Westfalen e.V./	8	45.891	1.311	7	83,389
31	85	Julian Wannemacher		ART/IAME	Kircher Motorsport/ingenieurwerk GmbH	9	45.925	1.345	7	83,327
32	12	Alexander Tauscher		BRM/IAME	Binder-Racing/	4	45.931	1.351	2	83,316
33	132	Christian Wilken		Exprit/IAME	im-racing motorsport/	5	46.662	2.082	3	82,011
34	71	Kilian Tabel		CRG/IAME	CRG TB Racing Team/Tabema.de				0	-

Ergebnis vorbehaltlich der techn. und sportl. Nachuntersuchung!

Zeitnahme: CAMP-COMPANY, Obmann: Ernst Willems, Trierweiler

Rennleiter: Karin Medefind, Meißen

Aushang: _____ h _____ - Reg.Nr. /2016

Orbits



Lizenziert für Camp Company

Gedruckt: 22.05.2016 08:34:26



SAKC / ADAC Kart Cup Ampfing

X30 Junioren

Kartbahn Ampfing 1,063 Km

Freies Training

22.05.2016 08:24

Training (10:00 Zeit) gestartet um 8:24:42

Runde	Rundenzeit	Diff.	Tageszeit
(109) Marek Schaller			
1	46.833	+2.253	8:26:58.456
2	45.657	+1.077	8:27:44.113
3	45.378	+0.798	8:28:29.491
4	45.028	+0.448	8:29:14.519
5	45.246	+0.666	8:29:59.765
6	45.623	+1.043	8:30:45.388
7	44.812	+0.232	8:31:30.200
8	44.686	+0.106	8:32:14.886
9	44.580		8:32:59.466
10	45.877	+1.297	8:33:45.343
(4) Gerrit Hartwig			
1	51.281	+6.699	8:27:19.900
2	46.175	+1.593	8:28:06.075
3	45.611	+1.029	8:28:51.686
4	45.164	+0.582	8:29:36.850
5	44.878	+0.296	8:30:21.728
6	44.795	+0.213	8:31:06.523
7	45.296	+0.714	8:31:51.819
8	45.400	+0.818	8:32:37.219
9	44.582		8:33:21.801
(89) Niklas Bienek			
1	48.986	+4.390	8:27:19.245
2	45.761	+1.165	8:28:05.006
3	44.993	+0.397	8:28:49.999
4	44.888	+0.292	8:29:34.887
5	45.306	+0.710	8:30:20.193
6	44.704	+0.108	8:31:04.897
7	44.596		8:31:49.493
8	44.792	+0.196	8:32:34.285
9	44.745	+0.149	8:33:19.030
(334) Jan-Philipp Springob			
1	47.810	+3.177	8:27:15.615
2	46.010	+1.377	8:28:01.625
3	44.954	+0.321	8:28:46.579
4	45.379	+0.746	8:29:31.958
5	44.845	+0.212	8:30:16.803
6	44.739	+0.106	8:31:01.542
7	44.633		8:31:46.175
8	45.053	+0.420	8:32:31.228
9	44.757	+0.124	8:33:15.985
(115) Hendrik Schulze Frenking			
1	47.311	+2.655	8:26:29.039
2	46.831	+2.175	8:27:15.870
3	45.396	+0.740	8:28:01.266
4	45.024	+0.368	8:28:46.290
5	45.308	+0.652	8:29:31.598
6	2:16.335	+1:31.679	8:31:47.933
7	44.812	+0.156	8:32:32.745
8	44.656		8:33:17.401
(250) Louis Kulke			
1	48.003	+3.268	8:26:26.342
2	46.593	+1.858	8:27:12.935
3	45.601	+0.866	8:27:58.536
4	45.521	+0.786	8:28:44.057
5	45.040	+0.305	8:29:29.097
6	44.774	+0.039	8:30:13.871
7	44.898	+0.163	8:30:58.769
8	44.792	+0.057	8:31:43.561
9	44.847	+0.112	8:32:28.408

Runde	Rundenzeit	Diff.	Tageszeit
10	44.735		8:33:13.143
11	47.019	+2.284	8:34:00.162
(55) Levi O'Dey			
1	46.967	+2.215	8:26:36.571
2	47.531	+2.779	8:27:24.102
3	45.900	+1.148	8:28:10.002
4	45.350	+0.598	8:28:55.352
5	45.275	+0.523	8:29:40.627
6	44.988	+0.236	8:30:25.615
7	44.961	+0.209	8:31:10.576
8	44.752		8:31:55.328
9	45.098	+0.346	8:32:40.426
10	45.350	+0.598	8:33:25.776
(426) Philipp Britz			
1	47.771	+2.991	8:26:25.733
2	46.494	+1.714	8:27:12.227
3	45.831	+1.051	8:27:58.058
4	45.264	+0.484	8:28:43.322
5	45.303	+0.523	8:29:28.625
6	45.119	+0.339	8:30:13.744
7	45.550	+0.770	8:30:59.294
8	44.807	+0.027	8:31:44.101
9	44.812	+0.032	8:32:28.913
10	44.780		8:33:13.693
(9) Felix Wischlitzki			
1	46.553	+1.749	8:26:31.192
2	47.518	+2.714	8:27:18.710
3	45.664	+0.860	8:28:04.374
4	44.997	+0.193	8:28:49.371
5	45.214	+0.410	8:29:34.585
6	45.800	+0.996	8:30:20.385
7	44.853	+0.049	8:31:05.238
8	44.804		8:31:50.042
9	45.224	+0.420	8:32:35.266
10	45.017	+0.213	8:33:20.283
(120) Niklas Koch			
1	47.884	+3.074	8:26:59.346
2	46.017	+1.207	8:27:45.363
3	45.332	+0.522	8:28:30.695
4	45.314	+0.504	8:29:16.009
5	45.298	+0.488	8:30:01.307
6	45.192	+0.382	8:30:46.499
7	45.530	+0.720	8:31:32.029
8	44.810		8:32:16.839
9	44.813	+0.003	8:33:01.652
10	48.787	+3.977	8:33:50.439
(40) Javin Lewis Seyhan Seyhan			
1	48.488	+3.670	8:26:41.002
2	46.206	+1.388	8:27:27.208
3	45.651	+0.833	8:28:12.859
4	46.117	+1.299	8:28:58.976
5	45.477	+0.659	8:29:44.453
6	44.818		8:30:29.271
7	44.952	+0.134	8:31:14.223
8	44.851	+0.033	8:31:59.074
9	45.041	+0.223	8:32:44.115
10	45.874	+1.056	8:33:29.989
(25) Patrick Degenbeck			
1	48.519	+3.623	8:26:40.041
2	46.203	+1.307	8:27:26.244

Runde	Rundenzeit	Diff.	Tageszeit
3	45.409	+0.513	8:28:11.653
4	46.890	+1.994	8:28:58.543
5	45.590	+0.694	8:29:44.133
6	44.896		8:30:29.029
7	44.917	+0.021	8:31:13.946
8	45.965	+1.069	8:31:59.911
9	44.936	+0.040	8:32:44.847
10	45.001	+0.105	8:33:29.848
(330) Krasniqi Justin			
1	48.184	+3.114	8:26:35.460
2	47.238	+2.168	8:27:22.698
3	45.846	+0.776	8:28:08.544
4	45.501	+0.431	8:28:54.045
5	45.381	+0.311	8:29:39.426
6	45.070		8:30:24.496
7	45.091	+0.021	8:31:09.587
8	45.205	+0.135	8:31:54.792
9	45.321	+0.251	8:32:40.113
10	45.229	+0.159	8:33:25.342
(10) Marc Elter			
1	48.473	+3.273	8:26:28.174
2	46.442	+1.242	8:27:14.616
3	45.945	+0.745	8:28:00.561
4	45.526	+0.326	8:28:46.087
5	46.263	+1.063	8:29:32.350
6	45.721	+0.521	8:30:18.071
7	45.439	+0.239	8:31:03.510
8	45.200		8:31:48.710
9	45.982	+0.782	8:32:34.692
(110) Marcel Schminke			
1	47.315	+2.088	8:27:00.812
2	46.164	+0.937	8:27:46.976
3	45.655	+0.428	8:28:32.631
4	45.490	+0.263	8:29:18.121
5	45.354	+0.127	8:30:03.475
6	45.542	+0.315	8:30:49.017
7	45.403	+0.176	8:31:34.420
8	45.418	+0.191	8:32:19.838
9	45.227		8:33:05.065
10	46.533	+1.306	8:33:51.598
(33) Jan Knecht			
1	48.438	+3.157	8:26:29.539
2	47.272	+1.991	8:27:16.811
3	46.345	+1.064	8:28:03.156
4	45.557	+0.276	8:28:48.713
5	45.515	+0.234	8:29:34.228
6	46.796	+1.515	8:30:21.024
7	45.281		8:31:06.305
8	45.320	+0.039	8:31:51.625
9	45.499	+0.218	8:32:37.124
10	45.637	+0.356	8:33:22.761
(22) Jonas Wieser			
1	47.369	+2.082	8:26:29.916
2	47.043	+1.756	8:27:16.959
3	45.573	+0.286	8:28:02.532
4	46.250	+0.963	8:28:48.782
5	2:07.815	+1:22.528	8:30:56.597
6	45.287		8:31:41.884
7	45.406	+0.119	8:32:27.290
8	45.298	+0.011	8:33:12.588
9	48.111	+2.824	8:34:00.699

Ergebnis vorbehaltlich der techn. und sportl. Nachuntersuchung!

Zeitnahme: CAMP-COMPANY, Obmann: Ernst Willems, Trierweiler

Rennleiter: Karin Medefind, Meißen

Aushang: _____ h _____ - Reg.Nr. /2016

Gedruckt: 22.05.2016 08:35:04



Lizensiert für Camp Company



SAKC / ADAC Kart Cup Ampfing

X30 Junioren

Kartbahn Ampfing 1,063 Km

Freies Training

22.05.2016 08:24

Training (10:00 Zeit) gestartet um 8:24:42

Runde	Rundenzeit	Diff.	Tageszeit
(334) Nico Mayer			
1	48.041	+2.749	8:26:42.430
2	46.977	+1.685	8:27:29.407
3	46.449	+1.157	8:28:15.856
4	46.360	+1.068	8:29:02.216
5	46.801	+1.509	8:29:49.017
6	45.589	+0.297	8:30:34.606
7	45.434	+0.142	8:31:20.040
8	45.553	+0.261	8:32:05.593
9	45.529	+0.237	8:32:51.122
10	45.292		8:33:36.414

Runde	Rundenzeit	Diff.	Tageszeit
(20) Nick Strobel			
1	47.355	+2.009	8:26:33.221
2	46.914	+1.568	8:27:20.135
3	46.181	+0.835	8:28:06.316
4	45.658	+0.312	8:28:51.974
5	45.424	+0.078	8:29:37.398
6	45.462	+0.116	8:30:22.860
7	45.454	+0.108	8:31:08.314
8	45.346		8:31:53.660
9	46.292	+0.946	8:32:39.952
10	46.105	+0.759	8:33:26.057

Runde	Rundenzeit	Diff.	Tageszeit
(124) Miroslaw Kravchenko			
1	48.676	+3.321	8:26:25.565
2	47.095	+1.740	8:27:12.660
3	45.801	+0.446	8:27:58.461
4	45.523	+0.168	8:28:43.984
5	45.629	+0.274	8:29:29.613
6	45.589	+0.234	8:30:15.202
7	45.355		8:31:00.557
8	46.072	+0.717	8:31:46.629
9	1:23.179	+37.824	8:33:09.808
10	46.678	+1.323	8:33:56.486

Runde	Rundenzeit	Diff.	Tageszeit
(7) Marcel Weber			
1	47.182	+1.815	8:26:30.336
2	47.604	+2.237	8:27:17.940
3	45.806	+0.439	8:28:03.746
4	45.367		8:28:49.113
5	45.883	+0.516	8:29:34.996
6	45.645	+0.278	8:30:20.641
7	45.387	+0.020	8:31:06.028
8	45.449	+0.082	8:31:51.477
9	46.809	+1.442	8:32:38.286
10	45.702	+0.335	8:33:23.988

Runde	Rundenzeit	Diff.	Tageszeit
(34) Maximilian Rosenschon			
1	47.580	+2.185	8:26:51.265
2	46.759	+1.364	8:27:38.024
3	45.963	+0.568	8:28:23.987
4	45.825	+0.430	8:29:09.812
5	45.750	+0.355	8:29:55.562
6	45.603	+0.208	8:30:41.165
7	45.510	+0.115	8:31:26.675
8	45.395		8:32:12.070
9	45.510	+0.115	8:32:57.580
10	49.714	+4.319	8:33:47.294

Runde	Rundenzeit	Diff.	Tageszeit
(17) Nico Wurster			
1	49.121	+3.682	8:27:33.426
2	46.405	+0.966	8:28:19.831
3	46.472	+1.033	8:29:06.303
4	46.239	+0.800	8:29:52.542

Runde	Rundenzeit	Diff.	Tageszeit
5	45.622	+0.183	8:30:38.164
6	45.439		8:31:23.603
7	45.502	+0.063	8:32:09.105
8	45.518	+0.079	8:32:54.623
9	45.504	+0.065	8:33:40.127

Runde	Rundenzeit	Diff.	Tageszeit
(108) Mika Rausch			
1	48.810	+3.311	8:26:42.064
2	47.122	+1.623	8:27:29.186
3	46.528	+1.029	8:28:15.714
4	46.749	+1.250	8:29:02.463
5	46.757	+1.258	8:29:49.220
6	45.688	+0.189	8:30:34.908
7	45.499		8:31:20.407
8	45.618	+0.119	8:32:06.025
9	45.556	+0.057	8:32:51.581
10	46.855	+1.356	8:33:38.436

Runde	Rundenzeit	Diff.	Tageszeit
(11) Tobias Pfisterer			
1	47.059	+1.428	8:26:52.338
2	46.192	+0.561	8:27:38.530
3	46.189	+0.558	8:28:24.719
4	46.037	+0.406	8:29:10.756
5	46.785	+1.154	8:29:57.541
6	45.729	+0.098	8:30:43.270
7	45.631		8:31:28.901
8	46.632	+1.001	8:32:15.533

Runde	Rundenzeit	Diff.	Tageszeit
(6) Nicolas Wiedmann			
1	48.014	+2.307	8:27:02.281
2	46.706	+0.999	8:27:48.987
3	46.490	+0.783	8:28:35.477
4	45.996	+0.289	8:29:21.473
5	45.908	+0.201	8:30:07.381
6	45.753	+0.046	8:30:53.134
7	45.707		8:31:38.841
8	46.033	+0.326	8:32:24.874
9	45.779	+0.072	8:33:10.653
10	47.762	+2.055	8:33:58.415

Runde	Rundenzeit	Diff.	Tageszeit
(19) Lindner Andreas			
1	48.695	+2.922	8:26:47.213
2	47.544	+1.771	8:27:34.757
3	46.800	+1.027	8:28:21.557
4	47.952	+2.179	8:29:09.509
5	49.617	+3.844	8:29:59.126
6	46.777	+1.004	8:30:45.903
7	46.222	+0.449	8:31:32.125
8	45.773		8:32:17.898
9	46.975	+1.202	8:33:04.873

Runde	Rundenzeit	Diff.	Tageszeit
(18) Rouven Wilk			
1	48.361	+2.575	8:26:40.618
2	46.295	+0.509	8:27:26.913
3	45.786		8:28:12.699
4	47.481	+1.695	8:29:00.180
5	46.873	+1.087	8:29:47.053
6	2:56.011	+2:10.225	8:32:43.064

Runde	Rundenzeit	Diff.	Tageszeit
(424) Philipp Klugar			
1	48.410	+2.622	8:26:55.910
2	47.050	+1.262	8:27:42.960
3	47.102	+1.314	8:28:30.062
4	46.448	+0.660	8:29:16.510
5	45.977	+0.189	8:30:02.487
6	46.945	+1.157	8:30:49.432

Runde	Rundenzeit	Diff.	Tageszeit
7	45.968	+0.180	8:31:35.400
8	45.897	+0.109	8:32:21.297
9	45.788		8:33:07.085
10	47.888	+2.100	8:33:54.973

Runde	Rundenzeit	Diff.	Tageszeit
(123) Tom Kölsch			
1	47.652	+1.761	8:26:36.158
2	48.081	+2.190	8:27:24.239
3	46.298	+0.407	8:28:10.537
4	49.548	+3.657	8:29:00.085
5	48.803	+2.912	8:29:48.888
6	2:34.664	+1:48.773	8:32:23.552
7	45.891		8:33:09.443
8	47.644	+1.753	8:33:57.087

Runde	Rundenzeit	Diff.	Tageszeit
(85) Julian Wannemacher			
1	48.167	+2.242	8:26:50.640
2	47.311	+1.386	8:27:37.951
3	46.594	+0.669	8:28:24.545
4	46.007	+0.082	8:29:10.552
5	47.468	+1.543	8:29:58.020
6	46.015	+0.090	8:30:44.035
7	45.925		8:31:29.960
8	46.278	+0.353	8:32:16.238
9	1:43.064	+57.139	8:33:59.302

Runde	Rundenzeit	Diff.	Tageszeit
(12) Alexander Tauscher			
1	46.527	+0.596	8:27:52.786
2	45.931		8:28:38.717
3	56.730	+10.799	8:29:35.447
4	2:58.089	+2:12.158	8:32:33.536

Runde	Rundenzeit	Diff.	Tageszeit
(132) Christian Wilken			
1	48.619	+1.957	8:26:35.173
2	48.277	+1.615	8:27:23.450
3	46.662		8:28:10.112
4	47.779	+1.117	8:28:57.891
5	1:06.493	+19.831	8:30:04.384

Ergebnis vorbehaltlich der techn. und sportl. Nachuntersuchung!

Zeitnahme: CAMP-COMPANY, Obmann: Ernst Willems, Trierweiler

Rennleiter: Karin Medefind, Meißen

Aushang: _____ h _____ - Reg.Nr. /2016

Gedruckt: 22.05.2016 08:35:04



Lizensiert für Camp Company



SAKC / ADAC Kart Cup Ampfing

X30 Junioren

Kartbahn Ampfing 1,063 Km

Zeittraining

22.05.2016 10:25

Qualifikation (10:00 Zeit) gestartet um 10:22:26

Pos.	Nr.	Name	Nat-Wohnort	Fabrikat	Bewerber/Sponsor	Rnd.	Beste Zeit	Diff.	In Rd.	km/h
1	89	Niklas Bienek		Tony Kart/IAME	Team Zinner/	9	44.184		4	86,611
2	4	Gerrit Hartwig		Tonykart/Iame X30	Gerrit Hartwig/	13	44.336	0.152	6	86,314
3	109	Marek Schaller		Tony Kart/IAME X30	RMW Motorsport/ADAC Westfalen e.V.	12	44.408	0.224	4	86,174
4	334	Jan-Philipp Springob		Kosmic/Iame	CV-Racing Team by HTP Motorsport/Drive	11	44.417	0.233	4	86,156
5	9	Felix Wischlitzki		Mad-Croc/Iame	RS-Motorsport/	9	44.419	0.235	6	86,152
6	120	Niklas Koch		Gillard/IAME X30 Jr	ADAC Hessen-Thüringen e.V./	12	44.446	0.262	5	86,100
7	250	Louis Kulke		Gillard/Iame X30	/	12	44.490	0.306	6	86,015
8	25	Patrick Degenbeck		Mad-Croc/X30 Jun.	RS-Motorsport/	12	44.551	0.367	4	85,897
9	40	Javin Lewis Seyhan Seyhan		Top Kart/IAME X30	Top Kart Germany/	13	44.567	0.383	6	85,866
10	124	Miroslaw Kravchenko		Mach1/Iame X30Ju	DS Kartsport/Msc Langefeld/AdDAC North	13	44.598	0.414	4	85,807
11	426	Philipp Britz		Top-Kart/IAME	PJM Motorsport / KUS e.V./	13	44.641	0.457	4	85,724
12	115	Hendrik Schulze Frenking		Intrepid/IAME	Hemkemeyer/	13	44.690	0.506	6	85,630
13	7	Marcel Weber		KOSMIC/IAME/X30.	Team Zinner/PST GmbH	12	44.704	0.520	6	85,603
14	71	Kilian Tabel		CRG/IAME	CRG TB Racing Team/Tabema.de	11	44.711	0.527	5	85,590
15	14	Nico Mayer		Topkart/IAME X30	Motorsportteam ADAC Württemberg e.V. /	12	44.712	0.528	5	85,588
16	10	Marc Elter		Jesolo/IAME	TR Motorsport/	8	44.726	0.542	4	85,561
17	330	Krasniqi Justin		Kosmic/Iame	CV-Racing by HTP/	11	44.742	0.558	4	85,530
18	22	Jonas Wieser		Intrepid/Iame X30	AK-Racing/	8	44.779	0.595	5	85,460
19	55	Levi O'Dey		Tony/Iame	KSM Racing Team /	12	44.789	0.605	5	85,441
20	110	Marcel Schminke		Tony Kart/IAME X30	RMW Motorsport/ADAC Hessen-Thüringen	12	44.800	0.616	6	85,420
21	17	Nico Wurster		FA/Iame	Lanari Racing Team/ADAC Team Württeml	11	44.836	0.652	3	85,351
22	20	Nick Strobel		Praga/X30 Motor	Strobel, Nick/	12	44.870	0.686	6	85,286
23	11	Tobias Pfisterer		Art/Iame X30	MCKt Kirchheim unter Teck/	12	44.901	0.717	4	85,228
24	19	Lindner Andreas		MadCroc/IAME	/	12	44.962	0.778	4	85,112
25	33	Jan Knecht		Toni Kart/IAME X30	FSRacing Performance/	12	44.996	0.812	9	85,048
26	123	Tom Kölsch		Tony Kart /IAME X30	RMW Motorsport ADAC Westfalen e.V./	12	45.038	0.854	4	84,968
27	424	Philipp Klugar		DR/Iame X30 jr.	ADAC Sachsen e.V. / Team NKS/	11	45.118	0.934	6	84,818
28	108	Mika Rausch		DR/IAME X30 Junic	RRT Rausch Racing Team/	12	45.244	1.060	4	84,581
29	34	Maximilian Rosenschon		Mad Croc/IAME	RS-Motorsport/Ultra-DEX	12	45.302	1.118	4	84,473
30	6	Niclas Wiedmann		Mad Croc /IAME	Niclas Wiedmann/Mad Croc	11	45.337	1.153	5	84,408
31	12	Alexander Tauscher		BRM/IAME	Binder-Racing/	7	45.360	1.176	3	84,365
32	85	Julian Wannemacher		ART/IAME	Kircher Motorsport/ingenieurwerk GmbH	12	45.468	1.284	8	84,165
33	132	Christian Wilken		Exprit/IAME	im-racing motorsport/	12	45.582	1.398	8	83,954
34	18	Rouven Wilk		MS/X30J	WilkSport ADAC Nordbaden/Wilk Reisen ,1				0	-

Ergebnis vorbehaltlich der techn. und sportl. Nachuntersuchung!

Zeitnahme: CAMP-COMPANY, Obmann: Ernst Willems, Trierweiler

Rennleiter: Karin Medefind, Meißen

Aushang: _____ h _____ - Reg.Nr. /2016

Orbits

DMSB

Lizensiert für Camp Company

Gedruckt: 22.05.2016 10:33:16

SAKC / ADAC Kart Cup Ampfing

X30 Junioren

Kartbahn Ampfing 1,063 Km

Zeittraining

22.05.2016 10:25

Qualifikation (10:00 Zeit) gestartet um 10:22:26

Runde	Rundenzeit	Diff.	Tageszeit
(89) Niklas Bienek			
1	50.316	+6.132	10:24:48.723
2	45.006	+0.822	10:25:33.729
3	44.248	+0.064	10:26:17.977
4	44.184		10:27:02.161
5	44.524	+0.340	10:27:46.685
6	44.482	+0.298	10:28:31.167
7	44.915	+0.731	10:29:16.082
8	51.163	+6.979	10:30:07.245
9	48.426	+4.242	10:30:55.671

Runde	Rundenzeit	Diff.	Tageszeit
(4) Gerrit Hartwig			
1	47.023	+2.687	10:23:59.340
2	45.763	+1.427	10:24:45.103
3	44.530	+0.194	10:25:29.633
4	44.581	+0.245	10:26:14.214
5	45.342	+1.006	10:26:59.556
6	44.336		10:27:43.892
7	44.727	+0.391	10:28:28.619
8	45.096	+0.760	10:29:13.715
9	44.731	+0.395	10:29:58.446
10	44.639	+0.303	10:30:43.085
11	45.987	+1.651	10:31:29.072
12	44.563	+0.227	10:32:13.635
13	44.738	+0.402	10:32:58.373

Runde	Rundenzeit	Diff.	Tageszeit
(109) Marek Schaller			
1	46.580	+2.172	10:24:38.472
2	44.996	+0.588	10:25:23.468
3	44.587	+0.179	10:26:08.055
4	44.408		10:26:52.463
5	44.624	+0.216	10:27:37.087
6	44.894	+0.486	10:28:21.981
7	44.619	+0.211	10:29:06.600
8	44.618	+0.210	10:29:51.218
9	44.602	+0.194	10:30:35.820
10	44.513	+0.105	10:31:20.333
11	44.720	+0.312	10:32:05.053
12	44.724	+0.316	10:32:49.777

Runde	Rundenzeit	Diff.	Tageszeit
(334) Jan-Philipp Springob			
1	45.207	+0.790	10:25:00.545
2	44.685	+0.268	10:25:45.230
3	44.626	+0.209	10:26:29.856
4	44.417		10:27:14.273
5	44.489	+0.072	10:27:58.762
6	44.542	+0.125	10:28:43.304
7	44.621	+0.204	10:29:27.925
8	49.622	+5.205	10:30:17.547
9	44.556	+0.139	10:31:02.103
10	44.870	+0.453	10:31:46.973
11	45.212	+0.795	10:32:32.185

Runde	Rundenzeit	Diff.	Tageszeit
(9) Felix Wischlitzi			
1	53.966	+9.547	10:24:41.459
2	46.026	+1.607	10:25:27.485
3	44.593	+0.174	10:26:12.078
4	45.221	+0.802	10:26:57.299
5	44.674	+0.255	10:27:41.973
6	44.419		10:28:26.392
7	44.708	+0.289	10:29:11.100
8	45.055	+0.636	10:29:56.155
9	47.062	+2.643	10:30:43.217

Runde	Rundenzeit	Diff.	Tageszeit
(120) Niklas Koch			

Runde	Rundenzeit	Diff.	Tageszeit
1	45.977	+1.531	10:24:38.940
2	45.460	+1.014	10:25:24.400
3	44.533	+0.087	10:26:08.933
4	44.589	+0.143	10:26:53.522
5	44.446		10:27:37.968
6	44.461	+0.015	10:28:22.429
7	44.493	+0.047	10:29:06.922
8	44.615	+0.169	10:29:51.537
9	44.676	+0.230	10:30:36.213
10	44.587	+0.141	10:31:20.800
11	44.660	+0.214	10:32:05.460
12	44.715	+0.269	10:32:50.175

Runde	Rundenzeit	Diff.	Tageszeit
(250) Louis Kulke			
1	48.301	+3.811	10:24:08.947
2	44.991	+0.501	10:24:53.938
3	44.966	+0.476	10:25:38.904
4	50.734	+6.244	10:26:29.638
5	45.645	+1.155	10:27:15.283
6	44.490		10:27:59.773
7	44.631	+0.141	10:28:44.404
8	44.875	+0.385	10:29:29.279
9	44.704	+0.214	10:30:13.983
10	45.123	+0.633	10:30:59.106
11	44.659	+0.169	10:31:43.765
12	44.610	+0.120	10:32:28.375

Runde	Rundenzeit	Diff.	Tageszeit
(25) Patrick Degenbeck			
1	46.010	+1.459	10:24:44.071
2	44.986	+0.435	10:25:29.057
3	44.725	+0.174	10:26:13.782
4	44.551		10:26:58.333
5	44.619	+0.068	10:27:42.952
6	44.615	+0.064	10:28:27.567
7	44.687	+0.136	10:29:12.254
8	44.746	+0.195	10:29:57.000
9	45.482	+0.931	10:30:42.482
10	45.220	+0.669	10:31:27.702
11	44.825	+0.274	10:32:12.527
12	45.207	+0.656	10:32:57.734

Runde	Rundenzeit	Diff.	Tageszeit
(40) Javin Lewis Seyhan Seyhan			
1	45.832	+1.265	10:24:00.854
2	49.877	+5.310	10:24:50.731
3	45.485	+0.918	10:25:36.216
4	44.821	+0.254	10:26:21.037
5	44.577	+0.010	10:27:05.614
6	44.567		10:27:50.181
7	44.792	+0.225	10:28:34.973
8	44.662	+0.095	10:29:19.635
9	44.932	+0.365	10:30:04.567
10	44.739	+0.172	10:30:49.306
11	44.837	+0.270	10:31:34.143
12	44.668	+0.101	10:32:18.811
13	44.883	+0.316	10:33:03.694

Runde	Rundenzeit	Diff.	Tageszeit
(124) Miroslaw Kravchenko			
1	46.473	+1.875	10:23:59.137
2	45.547	+0.949	10:24:44.684
3	44.808	+0.210	10:25:29.492
4	44.598		10:26:14.090
5	44.999	+0.401	10:26:59.089
6	44.723	+0.125	10:27:43.812
7	45.128	+0.530	10:28:28.940
8	45.498	+0.900	10:29:14.438
9	45.101	+0.503	10:29:59.539

Runde	Rundenzeit	Diff.	Tageszeit
10	44.938	+0.340	10:30:44.477
11	45.178	+0.580	10:31:29.655
12	45.165	+0.567	10:32:14.820
13	45.930	+1.332	10:33:00.750

Runde	Rundenzeit	Diff.	Tageszeit
(426) Philipp Britz			
1	47.689	+3.048	10:24:00.672
2	46.402	+1.761	10:24:47.074
3	45.151	+0.510	10:25:32.225
4	44.641		10:26:16.866
5	44.662	+0.021	10:27:01.528
6	44.714	+0.073	10:27:46.242
7	44.735	+0.094	10:28:30.977
8	44.880	+0.239	10:29:15.857
9	44.664	+0.023	10:30:00.521
10	44.697	+0.056	10:30:45.218
11	46.977	+2.336	10:31:32.195
12	44.673	+0.032	10:32:16.868
13	46.846	+2.205	10:33:03.714

Runde	Rundenzeit	Diff.	Tageszeit
(115) Hendrik Schulze Frenking			
1	45.683	+0.993	10:24:00.162
2	48.889	+4.199	10:24:49.051
3	45.789	+1.099	10:25:34.840
4	44.824	+0.134	10:26:19.664
5	45.726	+1.036	10:27:05.390
6	44.690		10:27:50.080
7	44.782	+0.092	10:28:34.862
8	45.166	+0.476	10:29:20.028
9	45.102	+0.412	10:30:05.130
10	44.862	+0.172	10:30:49.992
11	44.906	+0.216	10:31:34.898
12	44.963	+0.273	10:32:19.861
13	44.772	+0.082	10:33:04.633

Runde	Rundenzeit	Diff.	Tageszeit
(7) Marcel Weber			
1	46.110	+1.406	10:24:45.332
2	44.979	+0.275	10:25:30.311
3	44.765	+0.061	10:26:15.076
4	44.900	+0.196	10:26:59.976
5	44.815	+0.111	10:27:44.791
6	44.704		10:28:29.495
7	45.980	+1.276	10:29:15.475
8	48.806	+4.102	10:30:04.281
9	44.833	+0.129	10:30:49.114
10	45.570	+0.866	10:31:34.684
11	45.005	+0.301	10:32:19.689
12	45.326	+0.622	10:33:05.015

Runde	Rundenzeit	Diff.	Tageszeit
(71) Kilian Tabel			
1	45.667	+0.956	10:25:08.808
2	45.093	+0.382	10:25:53.901
3	44.887	+0.176	10:26:38.788
4	44.990	+0.279	10:27:23.778
5	44.711		10:28:08.489
6	45.014	+0.303	10:28:53.503
7	45.031	+0.320	10:29:38.534
8	45.144	+0.433	10:30:23.678
9	44.846	+0.135	10:31:08.524
10	45.241	+0.530	10:31:53.765
11	44.988	+0.277	10:32:38.753

Runde	Rundenzeit	Diff.	Tageszeit
(14) Nico Mayer			
1	46.232	+1.520	10:24:05.193
2	45.352	+0.640	10:24:50.545
3	46.056	+1.344	10:25:36.601



SAKC / ADAC Kart Cup Ampfing

X30 Junioren

Kartbahn Ampfing 1,063 Km

Zeittraining

22.05.2016 10:25

Qualifikation (10:00 Zeit) gestartet um 10:22:26

Runde	Rundenzeit	Diff.	Tageszeit
4	45.110	+0.398	10:26:21.711
5	44.712		10:27:06.423
6	48.392	+3.680	10:27:54.815
7	46.154	+1.442	10:28:40.969
8	45.189	+0.477	10:29:26.158
9	45.106	+0.394	10:30:11.264
10	45.328	+0.616	10:30:56.592
11	45.510	+0.798	10:31:42.102
12	45.355	+0.643	10:32:27.457

(10) Marc Elter

1	45.321	+0.595	10:25:21.434
2	44.766	+0.040	10:26:06.200
3	44.830	+0.104	10:26:51.030
4	44.726		10:27:35.756
5	44.823	+0.097	10:28:20.579
6	44.862	+0.136	10:29:05.441
7	45.121	+0.395	10:29:50.562
8	54.719	+9.993	10:30:45.281

(330) Krasniqi Justin

1	46.141	+1.399	10:25:05.113
2	45.104	+0.362	10:25:50.217
3	44.841	+0.099	10:26:35.058
4	44.742		10:27:19.800
5	45.013	+0.271	10:28:04.813
6	44.915	+0.173	10:28:49.728
7	45.089	+0.347	10:29:34.817
8	45.005	+0.263	10:30:19.822
9	44.973	+0.231	10:31:04.795
10	45.247	+0.505	10:31:50.042
11	45.164	+0.422	10:32:35.206

(22) Jonas Wieser

1	47.665	+2.886	10:24:30.850
2	45.240	+0.461	10:25:16.090
3	44.876	+0.097	10:26:00.966
4	44.856	+0.077	10:26:45.822
5	44.779		10:27:30.601
6	44.996	+0.217	10:28:15.597
7	45.078	+0.299	10:29:00.675
8	46.816	+2.037	10:29:47.491

(55) Levi O'Dey

1	46.544	+1.755	10:23:59.973
2	47.042	+2.253	10:24:47.015
3	55.432	+10.643	10:25:42.447
4	45.124	+0.335	10:26:27.571
5	44.789		10:27:12.360
6	44.907	+0.118	10:27:57.267
7	44.961	+0.172	10:28:42.228
8	45.179	+0.390	10:29:27.407
9	46.118	+1.329	10:30:13.525
10	44.800	+0.011	10:30:58.325
11	45.087	+0.298	10:31:43.412
12	45.910	+1.121	10:32:29.322

(110) Marcel Schminke

1	46.493	+1.693	10:24:43.286
2	45.353	+0.553	10:25:28.639
3	44.959	+0.159	10:26:13.598
4	46.040	+1.240	10:26:59.638
5	44.840	+0.040	10:27:44.478
6	44.800		10:28:29.278
7	45.487	+0.687	10:29:14.765
8	45.034	+0.234	10:29:59.799

Runde	Rundenzeit	Diff.	Tageszeit
9	44.909	+0.109	10:30:44.708
10	46.275	+1.475	10:31:30.983
11	45.212	+0.412	10:32:16.195
12	45.273	+0.473	10:33:01.468

(17) Nico Wurster

1	48.908	+4.072	10:24:49.003
2	45.626	+0.790	10:25:34.629
3	44.836		10:26:19.465
4	44.854	+0.018	10:27:04.319
5	44.942	+0.106	10:27:49.261
6	46.088	+1.252	10:28:35.349
7	44.952	+0.116	10:29:20.301
8	47.211	+2.375	10:30:07.512
9	46.997	+2.161	10:30:54.509
10	45.299	+0.463	10:31:39.808
11	45.220	+0.384	10:32:25.028

(20) Nick Strobel

1	48.708	+3.838	10:24:38.698
2	47.569	+2.699	10:25:26.267
3	45.374	+0.504	10:26:11.641
4	45.868	+0.998	10:26:57.509
5	45.018	+0.148	10:27:42.527
6	44.870		10:28:27.397
7	47.140	+2.270	10:29:14.537
8	45.535	+0.665	10:30:00.072
9	44.917	+0.047	10:30:44.989
10	45.167	+0.297	10:31:30.156
11	45.250	+0.380	10:32:15.406
12	45.752	+0.882	10:33:01.158

(11) Tobias Pfisterer

1	46.341	+1.440	10:24:39.480
2	46.048	+1.147	10:25:25.528
3	45.039	+0.138	10:26:10.567
4	44.901		10:26:55.468
5	45.046	+0.145	10:27:40.514
6	45.025	+0.124	10:28:25.539
7	45.101	+0.200	10:29:10.640
8	45.830	+0.929	10:29:56.470
9	45.887	+0.986	10:30:42.357
10	46.843	+1.942	10:31:29.200
11	45.856	+0.955	10:32:15.056
12	45.261	+0.360	10:33:00.317

(19) Lindner Andreas

1	46.827	+1.865	10:24:05.604
2	45.844	+0.882	10:24:51.448
3	45.525	+0.563	10:25:36.973
4	44.962		10:26:21.935
5	45.223	+0.261	10:27:07.158
6	45.464	+0.502	10:27:52.622
7	45.573	+0.611	10:28:38.195
8	45.441	+0.479	10:29:23.636
9	45.369	+0.407	10:30:09.005
10	45.575	+0.613	10:30:54.580
11	45.589	+0.627	10:31:40.169
12	45.126	+0.164	10:32:25.295

(33) Jan Knecht

1	46.314	+1.318	10:24:07.257
2	45.488	+0.492	10:24:52.745
3	45.551	+0.555	10:25:38.296
4	45.537	+0.541	10:26:23.833
5	45.216	+0.220	10:27:09.049

Runde	Rundenzeit	Diff.	Tageszeit
6	45.472	+0.476	10:27:54.521
7	45.111	+0.115	10:28:39.632
8	45.056	+0.060	10:29:24.688
9	44.996		10:30:09.684
10	45.369	+0.373	10:30:55.053
11	45.399	+0.403	10:31:40.452
12	45.112	+0.116	10:32:25.564

(123) Tom Kölsch

1	46.522	+1.484	10:24:38.809
2	45.750	+0.712	10:25:24.559
3	45.092	+0.054	10:26:09.651
4	45.038		10:26:54.689
5	45.336	+0.298	10:27:40.025
6	45.260	+0.222	10:28:25.285
7	45.248	+0.210	10:29:10.533
8	45.308	+0.270	10:29:55.841
9	46.583	+1.545	10:30:42.424
10	46.204	+1.166	10:31:28.628
11	47.142	+2.104	10:32:15.770
12	45.477	+0.439	10:33:01.247

(424) Philipp Klugar

1	46.556	+1.438	10:24:40.630
2	45.970	+0.852	10:25:26.600
3	49.340	+4.222	10:26:15.940
4	45.471	+0.353	10:27:01.411
5	45.683	+0.565	10:27:47.094
6	45.118		10:28:32.212
7	45.654	+0.536	10:29:17.866
8	48.906	+3.788	10:30:06.772
9	45.491	+0.373	10:30:52.263
10	45.412	+0.294	10:31:37.675
11	45.662	+0.544	10:32:23.337

(108) Mika Rausch

1	46.668	+1.424	10:24:25.045
2	45.914	+0.670	10:25:10.959
3	45.364	+0.120	10:25:56.323
4	45.244		10:26:41.567
5	45.443	+0.199	10:27:27.010
6	45.503	+0.259	10:28:12.513
7	45.414	+0.170	10:28:57.927
8	45.309	+0.065	10:29:43.236
9	45.457	+0.213	10:30:28.693
10	45.400	+0.156	10:31:14.093
11	45.588	+0.344	10:31:59.681
12	45.675	+0.431	10:32:45.356

(34) Maximilian Rosenschon

1	47.991	+2.689	10:24:31.256
2	45.566	+0.264	10:25:16.822
3	45.422	+0.120	10:26:02.244
4	45.302		10:26:47.546
5	45.480	+0.178	10:27:33.026
6	45.743	+0.441	10:28:18.769
7	45.486	+0.184	10:29:04.255
8	46.686	+1.384	10:29:50.941
9	46.464	+1.162	10:30:37.405
10	46.166	+0.864	10:31:23.571
11	49.974	+4.672	10:32:13.545
12	49.354	+4.052	10:33:02.899

(6) Niclas Wiedmann

1	47.136	+1.799	10:24:49.830
2	46.055	+0.718	10:25:35.885

Ergebnis vorbehaltlich der techn. und sportl. Nachuntersuchung!

Zeitnahme: CAMP-COMPANY, Obmann: Ernst Willems, Trierweiler

Rennleiter: Karin Medefind, Meißen

Aushang: _____ h _____ - Reg.Nr. /2016

Gedruckt: 22.05.2016 10:33:43



Lizensiert für Camp Company



SAKC / ADAC Kart Cup Ampfing

X30 Junioren

Kartbahn Ampfing 1,063 Km

Zeittraining

22.05.2016 10:25

Qualifikation (10:00 Zeit) gestartet um 10:22:26

Runde	Rundenzeit	Diff.	Tageszeit
3	45.552	+0.215	10:26:21.437
4	46.056	+0.719	10:27:07.493
5	45.337		10:27:52.830
6	45.661	+0.324	10:28:38.491
7	45.383	+0.046	10:29:23.874
8	45.407	+0.070	10:30:09.281
9	45.590	+0.253	10:30:54.871
10	48.017	+2.680	10:31:42.888
11	47.350	+2.013	10:32:30.238

(12) Alexander Tauscher

1	45.951	+0.591	10:25:03.030
2	45.544	+0.184	10:25:48.574
3	45.360		10:26:33.934
4	50.678	+5.318	10:27:24.612
5	57.424	+12.064	10:28:22.036
6	51.585	+6.225	10:29:13.621
7	46.468	+1.108	10:30:00.089

(85) Julian Wannemacher

1	46.656	+1.188	10:24:06.135
2	45.752	+0.284	10:24:51.887
3	46.152	+0.684	10:25:38.039
4	46.257	+0.789	10:26:24.296
5	45.544	+0.076	10:27:09.840
6	45.683	+0.215	10:27:55.523
7	45.788	+0.320	10:28:41.311
8	45.468		10:29:26.779
9	46.653	+1.185	10:30:13.432
10	47.128	+1.660	10:31:00.560
11	47.187	+1.719	10:31:47.747
12	46.326	+0.858	10:32:34.073

(132) Christian Wilken

1	47.558	+1.976	10:24:32.702
2	46.617	+1.035	10:25:19.319
3	45.671	+0.089	10:26:04.990
4	45.629	+0.047	10:26:50.619
5	45.752	+0.170	10:27:36.371
6	45.802	+0.220	10:28:22.173
7	46.210	+0.628	10:29:08.383
8	45.582		10:29:53.965
9	46.045	+0.463	10:30:40.010
10	45.606	+0.024	10:31:25.616
11	45.923	+0.341	10:32:11.539
12	46.775	+1.193	10:32:58.314

Runde Rundenzeit Diff. Tageszeit

Runde Rundenzeit Diff. Tageszeit

Ergebnis vorbehaltlich der techn. und sportl. Nachuntersuchung!

Zeitnahme: CAMP-COMPANY, Obmann: Ernst Willems, Trierweiler

Rennleiter: Karin Medefind, Meißen

Aushang: _____ h _____ - Reg.Nr. /2016

Gedruckt: 22.05.2016 10:33:43

Orbits

DMSB

Lizenziert für Camp Company

Seite 3/3



SAKC / ADAC Kart Cup Ampfing

X30 Junioren

Kartbahn Ampfing 1,063 Km

Lauf 1


22.05.2016 12:45

Rennen (15 Runden)

14	424
	27
13	33
	25
12	11
	23
11	17
	21
10	55
	19
9	330
	17
8	14
	15
7	7
	13
6	426
	11
5	40
	9
4	250
	7
3	9
	5
2	109
	3
1	89

POLE POSITION 1

108
28
123
26
19
24
20
22
110
20
22
18
10
16
71
14
115
12
124
10
25
8
120
6
334
4
4
2



Ergebnis vorbehaltlich der techn. und sportl. Nachuntersuchung!

Zeitnahme: CAMP-COMPANY, Obmann: Ernst Willems, Trierweiler

Rennleiter: Karin Medefind, Meißen

Aushang: _____ h _____ - Reg.Nr. /2016

Gedruckt: 22.05.2016 10:34:36



Lizenziert für Camp Company



SAKC / ADAC Kart Cup Ampfing

X30 Junioren

Kartbahn Ampfing 1,063 Km


Lauf 1

22.05.2016 12:45

Rennen (15 Runden)

17	132
	33
16	12
	31
15	34
	29

18
34
85
32
6
30



Ergebnis vorbehaltlich der techn. und sportl. Nachuntersuchung!

Zeitnahme: CAMP-COMPANY, Obmann: Ernst Willems, Trierweiler
Rennleiter: Karin Medefind, Meißen

Aushang: _____ h _____ - Reg.Nr. /2016

Gedruckt: 22.05.2016 10:34:36



Lizenziert für Camp Company



SAKC / ADAC Kart Cup Ampfing

X30 Junioren

Kartbahn Ampfing 1,063 Km

---NEU---

Lauf 1

22.05.2016 12:45

Rennen (15 Runden) gestartet um 12:43:22

Pos.	Nr.	Name	Nat-Wohnort	Fabrikat	Bewerber/Sponsor	Rnd.	Gesamtzeit	Diff.	Beste Zeit	In Rd.	Pkt.
1	89	Niklas Bienek		Tony Kart/IAME	Team Zinner/	15	12:13.686		44.627	9	25
2	334	Jan-Philipp Springob		Kosmic/Iame	CV-Racing Team by HTP Motorsport/Dri	15	12:15.545	1.859	44.572	11	20
3	109	Marek Schaller		Tony Kart/IAME X30	RMW Motorsport/ADAC Westfalen e.V.	15	12:15.672	1.986	44.737	8	16
4	9	Felix Wischlitzki		Mad-Croc/Iame	RS-Motorsport/	15	12:16.311	2.625	44.750	11	13
5	4	Gerrit Hartwig		Tonykart/Iame X30 Junik	Gerrit Hartwig/	15	12:17.776	4.090	44.619	8	11
6	25	Patrick Degenbeck		Mad-Croc/X30 Jun.	RS-Motorsport/	15	12:18.187	4.501	44.781	8	10
7	124	Miroslaw Kravchenko		Mach1/Iame X30JuniorN	DS Kartsport/Msc Langefeld/AdDAC Nor	15	12:20.493	6.807	45.053	13	9
8	115	Hendrik Schulze Frenkin		Intrepid/IAME	Hemkemeyer/	15	12:20.546	6.860	44.910	7	8
9	40	Javin Lewis Seyhan Seyf		Top Kart/IAME X30 Junik	Top Kart Germany/	15	12:20.691	7.005	44.890	10	7
10	10	Marc Elter		Jesolo/IAME	TR Motorsport/	15	12:20.790	7.104	44.925	7	6
11	250	Louis Kulke		Gillard/Iame X30	/	15	12:21.100	7.414	44.802	9	5
12	426	Philipp Britz		Top-Kart/IAME	PJM Motorsport / KÜS e.V./	15	12:21.331	7.645	44.883	10	4
13	7	Marcel Weber		KOSMIC/IAME/X30J	Team Zinner/PST GmbH	15	12:21.786	8.100	44.808	7	3
14	22	Jonas Wieser		Intrepid/Iame X30	AK-Racing/	15	12:22.888	9.202	44.982	7	2
15	71	Kilian Tabel		CRG/IAME	CRG TB Racing Team/Tabema.de	15	12:23.881	10.195	44.971	10	1
16	14	Nico Mayer		Topkart/IAME X30	Motorsportteam ADAC Württemberg e.)	15	12:26.793	13.107	45.301	6	0
17	20	Nick Strobel		Praga/X30 Motor	Strobel, Nick/	15	12:26.971	13.285	45.211	8	0
18	19	Lindner Andreas		MadCroc/IAME	/	15	12:27.123	13.437	45.154	6	0
19	330	Krasniqi Justin		Kosmic/Iame	CV-Racing by HTP/	15	12:27.693	14.007	44.944	7	0
20	110	Marcel Schminke		Tony Kart/IAME X30	RMW Motorsport/ADAC Hessen-Thüring	15	12:27.855	14.169	45.157	8	0
21	17	Nico Wurster		FA/Iame	Lanari Racing Team/ADAC Team Württe	15	12:28.435	14.749	45.229	10	0
22	55	Levi O'Dey		Tony/Iame	KSM Racing Team /	15	12:29.371	15.685	44.883	9	0
23	12	Alexander Tauscher		BRM/IAME	Binder-Racing/	15	12:30.724	17.038	45.408	11	0
24	6	Niclas Wiedmann		Mad Croc /IAME	Niclas Wiedmann/Mad Croc	15	12:30.858	17.172	45.403	7	0
25	11	Tobias Pfisterer		Art/Iame X30	MCKt Kirchheim unter Teck/	15	12:31.051	17.365	45.102	14	0
26	34	Maximilian Rosenschon		Mad Croc/IAME	RS-Motorsport/Ultra-DEX	15	12:35.006	21.320	45.540	9	0
27	108	Mika Rausch		DR/IAME X30 Junior	RRT Rausch Racing Team/	15	12:37.229	23.543	45.570	12	0
28	424	Philipp Klugar		DR/Iame X30 jr.	ADAC Sachsen e.V. / Team NKS/	15	12:38.512	24.826	45.489	8	0
29	85	Julian Wannemacher		ART/IAME	Kircher Motorsport/ingenieurwerk GmbI	15	12:38.845	25.159	45.501	6	0
30	132	Christian Wilken		Exprit/IAME	im-racing motorsport/	15	12:39.231	25.545	45.374	11	0
Nicht Klassifiziert (75% = 12 Rnd.)											
33		Jan Knecht		Toni Kart/IAME X30 Juni	FSRacing Performance/	9	8:08.251	6 Runden	45.268	6	0
120		Niklas Koch		Gillard/IAME X30 Junior	ADAC Hessen-Thüringen e.V./	5	5:09.860	10 Runden	45.261	4	0
123		Tom Kölsch		Tony Kart /IAME X30 Jur	RMW Motorsport ADAC Westfalen e.V./	3	3:23.156	12 Runden	46.354	3	0
WA	18	Rouven Wilk		MS/X30J	WilkSport ADAC Nordbaden/Wilk Reiser	15	12:27.463	WA	45.031	8	0

Bemerkungen

Gestartet: 34 Gewertet: 30 Nicht gewertet: 4
#18: Nichtwertung - Missachtung von Flaggenzeichen

Vorsprung	Ø km/h	Beste Rundenzeit	km/h	Beste Runde von
1.859	78,238	44.572	85,857	334 - Jan-Philipp Springob

Ergebnis vorbehaltlich der techn. und sportl. Nachuntersuchung!

Orbits

Zeitnahme: CAMP-COMPANY, Obmann: Ernst Willems, Trierweiler

Rennleiter: Karin Medefind, Meißen

Aushang: _____ h _____ - Reg.Nr. /2016



Lizenziert für Camp Company

Gedruckt: 22.05.2016 13:21:17



SAKC / ADAC Kart Cup Ampfing

X30 Junioren

Kartbahn Ampfing 1,063 Km

Lauf 1

22.05.2016 12:45

Rennen (15 Runden) gestartet um 12:43:22

Runde	Rundenzeit	Diff.	Tageszeit
10	44.883		12:51:58.134
11	45.019	+0.136	12:52:43.153
12	44.982	+0.099	12:53:28.135
13	45.399	+0.516	12:54:13.534
14	45.045	+0.162	12:54:58.579
15	45.411	+0.528	12:55:43.990

(7) Marcel Weber

1	1:43.211	+58.403	12:45:07.582
2	47.537	+2.729	12:45:55.119
3	46.287	+1.479	12:46:41.406
4	46.510	+1.702	12:47:27.916
5	45.957	+1.149	12:48:13.873
6	45.060	+0.252	12:48:58.933
7	44.808		12:49:43.741
8	45.111	+0.303	12:50:28.852
9	45.051	+0.243	12:51:13.903
10	45.083	+0.275	12:51:58.986
11	45.561	+0.753	12:52:44.547
12	44.983	+0.175	12:53:29.530
13	44.993	+0.185	12:54:14.523
14	44.884	+0.076	12:54:59.407
15	45.038	+0.230	12:55:44.445

(22) Jonas Wieser

1	1:43.346	+58.364	12:45:07.572
2	47.858	+2.876	12:45:55.430
3	46.144	+1.162	12:46:41.574
4	46.186	+1.204	12:47:27.760
5	45.584	+0.602	12:48:13.344
6	45.148	+0.166	12:48:58.492
7	44.982		12:49:43.474
8	45.164	+0.182	12:50:28.638
9	44.990	+0.008	12:51:13.628
10	45.182	+0.200	12:51:58.810
11	45.820	+0.838	12:52:44.630
12	45.233	+0.251	12:53:29.863
13	45.160	+0.178	12:54:15.023
14	45.169	+0.187	12:55:00.192
15	45.355	+0.373	12:55:45.547

(71) Kilian Tabel

1	1:43.342	+58.371	12:45:07.227
2	49.026	+4.055	12:45:56.253
3	45.789	+0.818	12:46:42.042
4	45.943	+0.972	12:47:27.985
5	46.065	+1.094	12:48:14.050
6	45.196	+0.225	12:48:59.246
7	45.133	+0.162	12:49:44.379
8	45.023	+0.052	12:50:29.402
9	45.048	+0.077	12:51:14.450
10	44.971		12:51:59.421
11	45.319	+0.348	12:52:44.740
12	45.709	+0.738	12:53:30.449
13	45.735	+0.764	12:54:16.184
14	45.300	+0.329	12:55:01.484
15	45.056	+0.085	12:55:46.540

(14) Nico Mayer

1	1:43.109	+57.808	12:45:07.823
2	48.948	+3.647	12:45:56.771
3	45.718	+0.417	12:46:42.489
4	45.710	+0.409	12:47:28.199
5	46.460	+1.159	12:48:14.659
6	45.301		12:48:59.960
7	45.430	+0.129	12:49:45.390

Runde	Rundenzeit	Diff.	Tageszeit
8	45.428	+0.127	12:50:30.818
9	45.352	+0.051	12:51:16.170
10	45.505	+0.204	12:52:01.675
11	45.627	+0.326	12:52:47.302
12	45.552	+0.251	12:53:32.854
13	45.461	+0.160	12:54:18.315
14	45.572	+0.271	12:55:03.887
15	45.565	+0.264	12:55:49.452

(20) Nick Strobel

1	1:43.297	+58.086	12:45:08.015
2	48.869	+3.658	12:45:56.884
3	45.928	+0.717	12:46:42.812
4	45.540	+0.329	12:47:28.352
5	46.362	+1.151	12:48:14.714
6	45.352	+0.141	12:49:00.066
7	45.522	+0.311	12:49:45.588
8	45.211		12:50:30.799
9	45.474	+0.263	12:51:16.273
10	45.464	+0.253	12:52:01.737
11	45.641	+0.430	12:52:47.378
12	45.640	+0.429	12:53:33.018
13	45.369	+0.158	12:54:18.387
14	45.582	+0.371	12:55:03.969
15	45.661	+0.450	12:55:49.630

(19) Lindner Andreas

1	1:43.409	+58.255	12:45:08.318
2	48.802	+3.648	12:45:57.120
3	46.839	+1.685	12:46:43.959
4	45.708	+0.554	12:47:29.667
5	45.619	+0.465	12:48:15.286
6	45.154		12:49:00.440
7	45.302	+0.148	12:49:45.742
8	45.296	+0.142	12:50:31.038
9	45.419	+0.265	12:51:16.457
10	45.528	+0.374	12:52:01.985
11	45.469	+0.315	12:52:47.454
12	45.643	+0.489	12:53:33.097
13	45.396	+0.242	12:54:18.493
14	45.594	+0.440	12:55:04.087
15	45.695	+0.541	12:55:49.782

(18) Rouven Wilk

1	1:42.587	+57.556	12:45:09.627
2	49.244	+4.213	12:45:58.871
3	46.032	+1.001	12:46:44.903
4	45.237	+0.206	12:47:30.140
5	46.105	+1.074	12:48:16.245
6	45.431	+0.400	12:49:01.676
7	45.101	+0.070	12:49:46.777
8	45.031		12:50:31.808
9	45.094	+0.063	12:51:16.902
10	45.407	+0.376	12:52:02.309
11	45.943	+0.912	12:52:48.252
12	45.232	+0.201	12:53:33.484
13	45.424	+0.393	12:54:18.908
14	45.541	+0.510	12:55:04.449
15	45.673	+0.642	12:55:50.122

(330) Krasniqi Justin

1	1:43.104	+58.160	12:45:07.988
2	49.039	+4.095	12:45:57.027
3	46.290	+1.346	12:46:43.317
4	45.571	+0.627	12:47:28.888
5	47.193	+2.249	12:48:16.081

Runde	Rundenzeit	Diff.	Tageszeit
6	45.468	+0.524	12:49:01.549
7	44.944		12:49:46.493
8	45.112	+0.168	12:50:31.605
9	45.163	+0.219	12:51:16.768
10	45.390	+0.446	12:52:02.158
11	45.790	+0.846	12:52:47.948
12	45.339	+0.395	12:53:33.287
13	45.510	+0.566	12:54:18.797
14	45.511	+0.567	12:55:04.308
15	46.044	+1.100	12:55:50.352

(110) Marcel Schminke

1	1:43.208	+58.051	12:45:07.766
2	50.471	+5.314	12:45:58.237
3	46.179	+1.022	12:46:44.416
4	45.544	+0.387	12:47:29.960
5	46.179	+1.022	12:48:16.139
6	46.003	+0.846	12:49:02.142
7	45.309	+0.152	12:49:47.451
8	45.157		12:50:32.608
9	45.276	+0.119	12:51:17.884
10	45.189	+0.032	12:52:03.073
11	45.417	+0.260	12:52:48.490
12	45.341	+0.184	12:53:33.831
13	45.650	+0.493	12:54:19.481
14	45.359	+0.202	12:55:04.840
15	45.674	+0.517	12:55:50.514

(17) Nico Wurster

1	1:43.387	+58.158	12:45:08.789
2	48.958	+3.729	12:45:57.747
3	46.204	+0.975	12:46:43.951
4	45.323	+0.094	12:47:29.274
5	47.177	+1.948	12:48:16.451
6	46.148	+0.919	12:49:02.599
7	45.742	+0.513	12:49:48.341
8	45.715	+0.486	12:50:34.056
9	45.318	+0.089	12:51:19.374
10	45.229		12:52:04.603
11	45.307	+0.078	12:52:49.910
12	45.338	+0.109	12:53:35.248
13	45.325	+0.096	12:54:20.573
14	45.246	+0.017	12:55:05.819
15	45.275	+0.046	12:55:51.094

(55) Levi O'Dey

1	1:43.137	+58.254	12:45:08.138
2	49.316	+4.433	12:45:57.454
3	45.883	+1.000	12:46:43.337
4	45.176	+0.293	12:47:28.513
5	52.405	+7.522	12:48:20.918
6	45.220	+0.337	12:49:06.138
7	45.370	+0.487	12:49:51.508
8	45.070	+0.187	12:50:36.578
9	44.883		12:51:21.461
10	45.246	+0.363	12:52:06.707
11	45.125	+0.242	12:52:51.832
12	44.908	+0.025	12:53:36.740
13	45.215	+0.332	12:54:21.955
14	44.963	+0.080	12:55:06.918
15	45.112	+0.229	12:55:52.030

(12) Alexander Tauscher

1	1:41.970	+56.562	12:45:10.087
2	48.951	+3.543	12:45:59.038
3	46.023	+0.615	12:46:45.061

Ergebnis vorbehaltlich der techn. und sportl. Nachuntersuchung!

Zeitnahme: CAMP-COMPANY, Obmann: Ernst Willems, Trierweiler

Rennleiter: Karin Medefind, Meißen

Aushang: _____ h _____ - Reg.Nr. /2016

Gedruckt: 22.05.2016 12:57:08



Lizensiert für Camp Company

SAKC / ADAC Kart Cup Ampfing

X30 Junioren

Kartbahn Ampfing 1,063 Km

Lauf 1

22.05.2016 12:45

Rennen (15 Runden) gestartet um 12:43:22

Runde	Rundenzeit	Diff.	Tageszeit
4	45.638	+0.230	12:47:30.699
5	46.091	+0.683	12:48:16.790
6	46.064	+0.656	12:49:02.854
7	45.479	+0.071	12:49:48.333
8	45.619	+0.211	12:50:33.952
9	45.668	+0.260	12:51:19.620
10	45.625	+0.217	12:52:05.245
11	45.408		12:52:50.653
12	45.585	+0.177	12:53:36.238
13	45.580	+0.172	12:54:21.818
14	45.927	+0.519	12:55:07.745
15	45.638	+0.230	12:55:53.383

(6) Niclas Wiedmann

1	1:42.474	+57.071	12:45:09.090
2	49.431	+4.028	12:45:58.521
3	46.108	+0.705	12:46:44.629
4	47.023	+1.620	12:47:31.652
5	45.744	+0.341	12:48:17.396
6	45.783	+0.380	12:49:03.179
7	45.403		12:49:48.582
8	45.704	+0.301	12:50:34.286
9	45.559	+0.156	12:51:19.845
10	45.518	+0.115	12:52:05.363
11	45.599	+0.196	12:52:50.962
12	45.565	+0.162	12:53:36.527
13	45.791	+0.388	12:54:22.318
14	45.594	+0.191	12:55:07.912
15	45.605	+0.202	12:55:53.517

(11) Tobias Pfisterer

1	1:43.247	+58.145	12:45:08.989
2	51.258	+6.156	12:46:00.247
3	46.834	+1.732	12:46:47.081
4	47.678	+2.576	12:47:34.759
5	45.838	+0.736	12:48:20.597
6	45.399	+0.297	12:49:05.996
7	45.849	+0.747	12:49:51.845
8	45.516	+0.414	12:50:37.361
9	45.218	+0.116	12:51:22.579
10	45.145	+0.043	12:52:07.724
11	45.202	+0.100	12:52:52.926
12	45.238	+0.136	12:53:38.164
13	45.325	+0.223	12:54:23.489
14	45.102		12:55:08.591
15	45.119	+0.017	12:55:53.710

(34) Maximilian Rosenschon

1	1:43.189	+57.649	12:45:09.954
2	49.983	+4.443	12:45:59.937
3	46.757	+1.217	12:46:46.694
4	47.009	+1.469	12:47:33.703
5	45.990	+0.450	12:48:19.693
6	45.838	+0.298	12:49:05.531
7	46.078	+0.538	12:49:51.609
8	45.974	+0.434	12:50:37.583
9	45.540		12:51:23.123
10	45.577	+0.037	12:52:08.700
11	45.543	+0.003	12:52:54.243
12	45.966	+0.426	12:53:40.209
13	46.051	+0.511	12:54:26.260
14	45.709	+0.169	12:55:11.969
15	45.696	+0.156	12:55:57.665

(108) Mika Rausch

1	1:43.146	+57.576	12:45:08.739
---	----------	---------	--------------

Runde	Rundenzeit	Diff.	Tageszeit
2	50.104	+4.534	12:45:58.843
3	46.591	+1.021	12:46:45.434
4	50.799	+5.229	12:47:36.233
5	46.118	+0.548	12:48:22.351
6	45.658	+0.088	12:49:08.009
7	45.571	+0.001	12:49:53.580
8	45.666	+0.096	12:50:39.246
9	45.932	+0.362	12:51:25.178
10	45.726	+0.156	12:52:10.904
11	45.616	+0.046	12:52:56.520
12	45.570		12:53:42.090
13	45.946	+0.376	12:54:28.036
14	45.778	+0.208	12:55:13.814
15	46.074	+0.504	12:55:59.888

(424) Philipp Klugar

1	1:43.455	+57.966	12:45:09.935
2	50.724	+5.235	12:46:00.659
3	46.695	+1.206	12:46:47.354
4	48.422	+2.933	12:47:35.776
5	46.415	+0.926	12:48:22.191
6	46.234	+0.745	12:49:08.425
7	45.729	+0.240	12:49:54.154
8	45.489		12:50:39.643
9	46.267	+0.778	12:51:25.910
10	45.643	+0.154	12:52:11.553
11	45.539	+0.050	12:52:57.092
12	45.700	+0.211	12:53:42.792
13	45.626	+0.137	12:54:28.418
14	46.265	+0.776	12:55:14.683
15	46.488	+0.999	12:56:01.171

(85) Julian Wannemacher

1	1:42.666	+57.165	12:45:09.502
2	50.516	+5.015	12:46:00.018
3	46.900	+1.399	12:46:46.918
4	48.342	+2.841	12:47:35.260
5	46.430	+0.929	12:48:21.690
6	45.501		12:49:07.191
7	45.751	+0.250	12:49:52.942
8	45.665	+0.164	12:50:38.607
9	45.708	+0.207	12:51:24.315
10	45.736	+0.235	12:52:10.051
11	45.721	+0.220	12:52:55.772
12	46.074	+0.573	12:53:41.846
13	46.068	+0.567	12:54:27.914
14	46.599	+1.098	12:55:14.513
15	46.991	+1.490	12:56:01.504

(132) Christian Wilken

1	1:42.477	+57.103	12:45:10.917
2	49.930	+4.556	12:46:00.847
3	46.679	+1.305	12:46:47.526
4	49.037	+3.663	12:47:36.563
5	46.293	+0.919	12:48:22.856
6	46.018	+0.644	12:49:08.874
7	45.600	+0.226	12:49:54.474
8	45.739	+0.365	12:50:40.213
9	46.165	+0.791	12:51:26.378
10	45.796	+0.422	12:52:12.174
11	45.374		12:52:57.548
12	45.594	+0.220	12:53:43.142
13	45.690	+0.316	12:54:28.832
14	46.078	+0.704	12:55:14.910
15	46.980	+1.606	12:56:01.890

(33) Jan Knecht

1	1:43.151	+57.883	12:45:09.045
2	50.167	+4.899	12:45:59.212
3	46.405	+1.137	12:46:45.617
4	49.716	+4.448	12:47:35.333
5	45.913	+0.645	12:48:21.246
6	45.268		12:49:06.514
7	45.516	+0.248	12:49:52.030
8	46.283	+1.015	12:50:38.313
9	52.597	+7.329	12:51:30.910

(120) Niklas Koch

1	1:43.308	+58.047	12:45:06.418
2	47.638	+2.377	12:45:54.056
3	46.372	+1.111	12:46:40.428
4	45.261		12:47:25.689
5	1:06.830	+21.569	12:48:32.519

(123) Tom Kölsch

1	1:35.945	+49.591	12:45:10.188
2	49.273	+2.919	12:45:59.461
3	46.354		12:46:45.815



SAKC / ADAC Kart Cup Ampfing

X30 Junioren

Kartbahn Ampfing 1,063 Km

Lauf 2

22.05.2016 16:30

----NEU----

Rennen (15 Runden)

14	108	424
	27	28
13	11	34
	25	26
12	12	6
	23	24
11	17	55
	21	22
10	330	110
	19	20
9	20	19
	17	18
8	71	14
	15	16
7	7	22
	13	14
6	250	426
	11	12
5	40	10
	9	10
4	124	115
	7	8
3	4	25
	5	6
2	109	9
	3	4
1	89	334
		2

POLE POSITION 1



Ergebnis vorbehaltlich der techn. und sportl. Nachuntersuchung!

Zeitnahme: CAMP-COMPANY, Obmann: Ernst Willems, Trierweiler

Rennleiter: Karin Medefind, Meißen

Aushang: _____ h _____ - Reg.Nr. /2016

Gedruckt: 22.05.2016 13:22:53



Lizenziert für Camp Company



SAKC / ADAC Kart Cup Ampfing

X30 Junioren

Kartbahn Ampfing 1,063 Km


Lauf 2

22.05.2016 16:30

Rennen (15 Runden)

17	123
	33
16	33
	31
15	85
	29

18
34
120
32
132
30



Ergebnis vorbehaltlich der techn. und sportl. Nachuntersuchung!

Zeitnahme: CAMP-COMPANY, Obmann: Ernst Willems, Trierweiler

Rennleiter: Karin Medefind, Meißen

Aushang: _____ h _____ - Reg.Nr. /2016

Gedruckt: 22.05.2016 13:22:53



Lizenziert für Camp Company



SAKC / ADAC Kart Cup Ampfing

X30 Junioren

Kartbahn Ampfing 1,063 Km

Lauf 2

22.05.2016 16:30

Rennen (15 Runden) gestartet um 16:34:09

Pos.	Nr.	Name	Nat-Wohnort	Fabrikat	Bewerber/Sponsor	Rnd.	Gesamtzeit	Diff.	Beste Zeit	In Rd.	Pkt.
1	89	Niklas Bienek		Tony Kart/IAME	Team Zinner/	15	12:07.558		44.718	10	25
2	9	Felix Wischlitzki		Mad-Croc/Iame	RS-Motorsport/	15	12:11.797	4.239	45.131	14	20
3	334	Jan-Philipp Springob		Kosmic/Iame	CV-Racing Team by HTP Motorsport/Dri	15	12:12.032	4.474	44.923	15	16
4	109	Marek Schaller		Tony Kart/IAME X30	RMW Motorsport/ADAC Westfalen e.V.	15	12:12.455	4.897	45.090	7	13
5	40	Javin Lewis Seyhan Seyt		Top Kart/IAME X30 Junic	Top Kart Germany/	15	12:12.638	5.080	44.815	10	11
6	10	Marc Elter		Jesolo/IAME	TR Motorsport/	15	12:12.763	5.205	44.931	9	10
7	426	Philipp Britz		Top-Kart/IAME	PJM Motorsport / KÜS e.V./	15	12:13.399	5.841	44.939	13	9
8	7	Marcel Weber		KOSMIC/IAME/X30J	Team Zinner/PST GmbH	15	12:13.694	6.136	44.901	10	8
9	124	Mirosław Kravchenko		Mach1/Iame X30JuniorN	DS Kartsport/Msc Langefeld/AdDAC Nor	15	12:14.378	6.820	44.989	12	7
10	4	Gerrit Hartwig		Tonykart/Iame X30 Junic	Gerrit Hartwig/	15	12:14.582	7.024	44.911	12	6
11	250	Louis Kulke		Gillard/Iame X30	/	15	12:14.886	7.328	44.917	12	5
12	22	Jonas Wieser		Intrepid/Iame X30	AK-Racing/	15	12:16.066	8.508	45.123	9	4
13	71	Kilian Tabel		CRG/IAME	CRG TB Racing Team/Tabema.de	15	12:17.266	9.708	45.069	12	3
14	14	Nico Mayer		Topkart/IAME X30	Motorsportteam ADAC Württemberg e.V.	15	12:18.414	10.856	45.137	13	2
15	20	Nick Strobel		Praga/X30 Motor	Strobel, Nick/	15	12:18.978	11.420	45.141	11	1
16	115	Hendrik Schulze Frenkin		Intrepid/IAME	Hemkemeyer/	15	12:19.344	11.786	44.933	12	0
17	55	Levi O'Dey		Tony/Iame	KSM Racing Team /	15	12:19.737	12.179	45.028	14	0
18	11	Tobias Pfisterer		Art/Iame X30	MCKT Kirchheim unter Teck/	15	12:21.781	14.223	45.143	10	0
19	120	Niklas Koch		Gillard/IAME X30 Junior	ADAC Hessen-Thüringen e.V./	15	12:21.996	14.438	44.758	8	0
20	19	Lindner Andreas		MadCroc/IAME	/	15	12:22.351	14.793	45.221	10	0
21	17	Nico Wurster		FA/Iame	Lanari Racing Team/ADAC Team Württe	15	12:23.449	15.891	45.242	10	0
22	123	Tom Kolsch		Tony Kart /IAME X30 Jur	RMW Motorsport ADAC Westfalen e.V./	15	12:25.546	17.988	45.271	10	0
23	6	Niclas Wiedmann		Mad Croc /IAME	Niclas Wiedmann/Mad Croc	15	12:26.067	18.509	45.397	12	0
24	25	Patrick Degenbeck		Mad-Croc/X30 Jun.	RS-Motorsport/	15	12:27.854	20.296	44.826	15	0
25	33	Jan Knecht		Toni Kart/IAME X30 Juni	FSRacing Performance/	15	12:33.264	25.706	45.151	8	0
26	85	Julian Wannemacher		ART/IAME	Kircher Motorsport/ingenieurwerk GmbL	15	12:37.893	30.335	45.638	9	0
27	424	Philipp Klugar		DR/Iame X30 jr.	ADAC Sachsen e.V. / Team NKS/	15	12:39.672	32.114	45.737	10	0
28	132	Christian Wilken		Exprit/IAME	im-racing motorsport/	15	12:40.023	32.465	45.670	11	0
29	18	Rouven Wilk		MS/X30J	WilkSport ADAC Nordbaden/Wilk Reiser	15	12:40.064	32.506	45.099	8	0
30	110	Marcel Schminke		Tony Kart/IAME X30	RMW Motorsport/ADAC Hessen-Thüring	15	12:45.578	38.020	45.141	13	0
31	12	Alexander Tauscher		BRM/IAME	Binder-Racing/	14	11:50.869	1 Runde	45.558	8	0
32	108	Mika Rausch		DR/IAME X30 Junior	RRT Rausch Racing Team/	14	12:08.992	1 Runde	45.533	13	0
Nicht Klassifiziert (75% = 12 Rnd.)											
	330	Krasniqi Justin		Kosmic/Iame	CV-Racing by HTP/	4	4:19.977	11 Runden	47.645	3	0
	34	Maximilian Rosenschon		Mad Croc/IAME	RS-Motorsport/Ultra-DEX	2	2:27.892	13 Runden	50.379	2	0

Bemerkungen

Gestartet: 34 Gewertet: 32 Nicht gewertet: 2

Vorsprung	Ø km/h	Beste Rundenzeit	km/h	Beste Runde von
4.239	78,897	44.718	85,576	89 - Niklas Bienek

Ergebnis vorbehaltlich der techn. und sportl. Nachuntersuchung!

Orbits

Zeitnahme: CAMP-COMPANY, Obmann: Ernst Willems, Trierweiler

Rennleiter: Karin Medefind, Meißen

Aushang: _____ h _____ - Reg.Nr. 01/169/2016



Lizensiert für Camp Company

Gedruckt: 22.05.2016 16:48:02

SAKC / ADAC Kart Cup Ampfing

X30 Junioren

Kartbahn Ampfing 1,063 Km

Lauf 2

22.05.2016 16:30

Rennen (15 Runden) gestartet um 16:34:09

Runde	Rundenzeit	Diff.	Tageszeit	Runde	Rundenzeit	Diff.	Tageszeit	Runde	Rundenzeit	Diff.	Tageszeit		
(71) Kilian Tabel													
1	1:35.338	+50.269	16:35:45.870	8	45.382	+0.449	16:41:12.043	6	45.632	+0.411	16:39:40.728		
2	49.125	+4.056	16:36:34.995	9	45.281	+0.348	16:41:57.324	7	45.402	+0.181	16:40:26.130		
3	46.546	+1.477	16:37:21.541	10	45.300	+0.367	16:42:42.624	8	45.500	+0.279	16:41:11.630		
4	46.221	+1.152	16:38:07.762	11	45.110	+0.177	16:43:27.734	9	45.426	+0.205	16:41:57.056		
5	46.114	+1.045	16:38:53.876	12	44.933		16:44:12.667	10	45.221		16:42:42.277		
6	45.637	+0.568	16:39:39.513	13	45.140	+0.207	16:44:57.807	11	46.705	+1.484	16:43:28.982		
7	45.283	+0.214	16:40:24.796	14	45.063	+0.130	16:45:42.870	12	45.694	+0.473	16:44:14.676		
8	45.290	+0.221	16:41:10.086	15	45.756	+0.823	16:46:28.626	13	45.559	+0.338	16:45:00.235		
9	45.554	+0.485	16:41:55.640					14	45.578	+0.357	16:45:45.813		
10	45.244	+0.175	16:42:40.884					15	45.820	+0.599	16:46:31.633		
11	45.189	+0.120	16:43:26.073										
12	45.069		16:44:11.142										
13	45.099	+0.030	16:44:56.241										
14	45.202	+0.133	16:45:41.443										
15	45.105	+0.036	16:46:26.548										
(14) Nico Mayer													
1	1:35.462	+50.325	16:35:46.014	(55) Levi O'Dey	1	1:35.316	+50.288	16:35:46.586	(17) Nico Wurster	1	1:34.805	+49.563	16:35:46.309
2	48.585	+3.448	16:36:34.599	2	50.042	+5.014	16:36:36.628	2	50.215	+4.973	16:36:36.524		
3	46.828	+1.691	16:37:21.427	3	46.094	+1.066	16:37:22.722	3	46.412	+1.170	16:37:22.936		
4	46.132	+0.995	16:38:07.559	4	45.693	+0.665	16:38:08.415	4	46.698	+1.456	16:38:09.634		
5	46.132	+0.995	16:38:53.691	5	45.579	+0.551	16:38:53.994	5	45.622	+0.380	16:38:55.256		
6	45.575	+0.438	16:39:39.266	6	45.699	+0.671	16:39:39.693	6	45.684	+0.442	16:39:40.940		
7	45.217	+0.080	16:40:24.483	7	45.459	+0.431	16:40:25.152	7	45.558	+0.316	16:40:26.498		
8	45.379	+0.242	16:41:09.862	8	45.199	+0.171	16:41:10.351	8	45.288	+0.046	16:41:11.786		
9	45.648	+0.511	16:41:55.510	9	45.445	+0.417	16:41:55.796	9	45.465	+0.223	16:41:57.251		
10	45.841	+0.704	16:42:41.351	10	46.064	+1.036	16:42:41.860	10	45.242		16:42:42.493		
11	45.196	+0.059	16:43:26.547	11	45.205	+0.177	16:43:27.065	11	48.192	+2.950	16:43:30.685		
12	45.328	+0.191	16:44:11.875	12	45.113	+0.085	16:44:12.178	12	45.558	+0.316	16:44:16.243		
13	45.137		16:44:57.012	13	45.429	+0.401	16:44:57.607	13	45.490	+0.248	16:45:01.733		
14	45.282	+0.145	16:45:42.294	14	45.028		16:45:42.635	14	45.619	+0.377	16:45:47.352		
15	45.402	+0.265	16:46:27.696	15	46.384	+1.356	16:46:29.019	15	45.379	+0.137	16:46:32.731		
(20) Nick Strobel													
1	1:35.265	+50.124	16:35:46.044	(11) Tobias Pfisterer	1	1:34.262	+49.119	16:35:46.786	(123) Tom Kölsch	1	1:33.638	+48.367	16:35:48.497
2	49.459	+4.318	16:36:35.503	2	51.006	+5.863	16:36:37.792	2	49.770	+4.499	16:36:38.267		
3	46.576	+1.435	16:37:22.079	3	48.185	+3.042	16:37:25.977	3	49.148	+3.877	16:37:27.415		
4	46.678	+1.537	16:38:08.757	4	45.851	+0.708	16:38:11.828	4	46.291	+1.020	16:38:13.706		
5	45.873	+0.732	16:38:54.630	5	45.595	+0.452	16:38:57.423	5	45.772	+0.501	16:38:59.478		
6	45.397	+0.256	16:39:40.027	6	45.491	+0.348	16:39:42.914	6	45.516	+0.245	16:39:44.994		
7	45.425	+0.284	16:40:25.452	7	45.177	+0.034	16:40:28.091	7	45.683	+0.412	16:40:30.677		
8	45.239	+0.098	16:41:10.691	8	45.202	+0.059	16:41:13.293	8	45.604	+0.333	16:41:16.281		
9	45.331	+0.190	16:41:56.022	9	45.242	+0.099	16:41:58.535	9	45.479	+0.208	16:42:01.760		
10	45.608	+0.467	16:42:41.630	10	45.143		16:42:43.678	10	45.271		16:42:47.031		
11	45.141		16:43:26.771	11	45.458	+0.315	16:43:29.136	11	45.444	+0.173	16:43:32.475		
12	45.189	+0.048	16:44:11.960	12	45.465	+0.322	16:44:14.601	12	45.499	+0.228	16:44:17.974		
13	45.370	+0.229	16:44:57.330	13	45.494	+0.351	16:45:00.095	13	45.341	+0.070	16:45:03.315		
14	45.151	+0.010	16:45:42.481	14	45.347	+0.204	16:45:45.442	14	46.208	+0.937	16:45:49.523		
15	45.779	+0.638	16:46:28.260	15	45.621	+0.478	16:46:31.063	15	45.305	+0.034	16:46:34.828		
(115) Hendrik Schulze Frenking													
1	1:35.638	+50.705	16:35:45.392	(120) Niklas Koch	1	1:34.105	+49.347	16:35:47.892	(6) Niclas Wiedmann	1	1:35.064	+49.667	16:35:46.892
2	52.074	+7.141	16:36:37.466	2	50.574	+5.816	16:36:38.466	2	51.159	+5.762	16:36:38.051		
3	47.718	+2.785	16:37:25.184	3	51.577	+6.819	16:37:30.043	3	49.054	+3.657	16:37:27.105		
4	45.424	+0.491	16:38:10.608	4	45.362	+0.604	16:38:15.405	4	45.946	+0.549	16:38:13.051		
5	45.370	+0.437	16:38:55.978	5	44.948	+0.190	16:39:00.353	5	46.104	+0.707	16:38:59.155		
6	45.270	+0.337	16:39:41.248	6	44.949	+0.191	16:39:45.302	6	45.580	+0.183	16:39:44.735		
7	45.413	+0.480	16:40:26.661	7	45.531	+0.773	16:40:30.833	7	46.223	+0.826	16:40:30.958		
				8	44.758		16:41:15.591	8	45.676	+0.279	16:41:16.634		
				9	44.933	+0.175	16:42:00.524	9	45.496	+0.099	16:42:02.130		
				10	44.944	+0.186	16:42:45.468	10	45.476	+0.079	16:42:47.606		
				11	45.521	+0.763	16:43:30.989	11	45.433	+0.036	16:43:33.039		
				12	45.172	+0.414	16:44:16.161	12	45.397		16:44:18.436		
				13	45.187	+0.429	16:45:01.348	13	45.460	+0.063	16:45:03.896		
				14	44.811	+0.053	16:45:46.159	14	45.974	+0.577	16:45:49.870		
				15	45.119	+0.361	16:46:31.278	15	45.479	+0.082	16:46:35.349		
(19) Lindner Andreas													
1	1:35.358	+50.137	16:35:46.108	(25) Patrick Degenbeck	1	1:35.416	+50.590	16:35:45.009					
2	50.838	+5.617	16:36:36.946	2	47.889	+3.063	16:36:32.898						
3	46.215	+0.994	16:37:23.161	3	1:03.554	+18.728	16:37:36.452						
4	46.216	+0.995	16:38:09.377										
5	45.719	+0.498	16:38:55.096										



SAKC / ADAC Kart Cup Ampfing

X30 Junioren

Kartbahn Ampfing 1,063 Km

Lauf 2

22.05.2016 16:30

Rennen (15 Runden) gestartet um 16:34:09

Runde	Rundenzeit	Diff.	Tageszeit
4	45.375	+0.549	16:38:21.827
5	44.965	+0.139	16:39:06.792
6	45.291	+0.465	16:39:52.083
7	45.199	+0.373	16:40:37.282
8	44.949	+0.123	16:41:22.231
9	44.859	+0.033	16:42:07.090
10	44.926	+0.100	16:42:52.016
11	44.942	+0.116	16:43:36.958
12	44.857	+0.031	16:44:21.815
13	44.998	+0.172	16:45:06.813
14	45.497	+0.671	16:45:52.310
15	44.826		16:46:37.136

(33) Jan Knecht

1	1:34.060	+48.909	16:35:48.487
2	51.311	+6.160	16:36:39.798
3	53.778	+8.627	16:37:33.576
4	46.579	+1.428	16:38:20.155
5	46.231	+1.080	16:39:06.386
6	46.157	+1.006	16:39:52.543
7	45.768	+0.617	16:40:38.311
8	45.151		16:41:23.462
9	45.390	+0.239	16:42:08.852
10	45.551	+0.400	16:42:54.403
11	45.498	+0.347	16:43:39.901
12	45.522	+0.371	16:44:25.423
13	45.329	+0.178	16:45:10.752
14	46.014	+0.863	16:45:56.766
15	45.780	+0.629	16:46:42.546

(85) Julian Wannemacher

1	1:35.178	+49.540	16:35:48.555
2	50.749	+5.111	16:36:39.304
3	54.188	+8.550	16:37:33.492
4	46.574	+0.936	16:38:20.066
5	45.939	+0.301	16:39:06.005
6	46.277	+0.639	16:39:52.282
7	45.892	+0.254	16:40:38.174
8	45.819	+0.181	16:41:23.993
9	45.638		16:42:09.631
10	45.880	+0.242	16:42:55.511
11	46.205	+0.567	16:43:41.716
12	45.935	+0.297	16:44:27.651
13	46.410	+0.772	16:45:14.061
14	47.137	+1.499	16:46:01.198
15	45.977	+0.339	16:46:47.175

(424) Philipp Klugar

1	1:34.284	+48.547	16:35:47.324
2	51.895	+6.158	16:36:39.219
3	57.744	+12.007	16:37:36.963
4	46.744	+1.007	16:38:23.707
5	46.043	+0.306	16:39:09.750
6	46.356	+0.619	16:39:56.106
7	45.918	+0.181	16:40:42.024
8	45.919	+0.182	16:41:27.943
9	45.817	+0.080	16:42:13.760
10	45.737		16:42:59.497
11	45.904	+0.167	16:43:45.401
12	45.865	+0.128	16:44:31.266
13	45.767	+0.030	16:45:17.033
14	45.840	+0.103	16:46:02.873
15	46.081	+0.344	16:46:48.954

(132) Christian Wilken

1	1:34.220	+48.550	16:35:47.870
---	----------	---------	--------------

Runde	Rundenzeit	Diff.	Tageszeit
2	51.829	+6.159	16:36:39.699
3	56.662	+10.992	16:37:36.361
4	46.495	+0.825	16:38:22.856
5	45.931	+0.261	16:39:08.787
6	46.959	+1.289	16:39:55.746
7	45.928	+0.258	16:40:41.674
8	46.038	+0.368	16:41:27.712
9	45.717	+0.047	16:42:13.429
10	45.752	+0.082	16:42:59.181
11	45.670		16:43:44.851
12	46.033	+0.363	16:44:30.884
13	45.693	+0.023	16:45:16.577
14	46.164	+0.494	16:46:02.741
15	46.564	+0.894	16:46:49.305

(18) Rouven Wilk

1	1:34.121	+49.022	16:35:48.121
2	50.576	+5.477	16:36:38.697
3	49.376	+4.277	16:37:28.073
4	45.467	+0.368	16:38:13.540
5	45.406	+0.307	16:38:58.946
6	45.389	+0.290	16:39:44.335
7	45.194	+0.095	16:40:29.529
8	45.099		16:41:14.628
9	45.117	+0.018	16:41:59.745
10	45.195	+0.096	16:42:44.940
11	46.486	+1.387	16:43:31.426
12	45.297	+0.198	16:44:16.723
13	45.226	+0.127	16:45:01.949
14	1:02.008	+16.909	16:46:03.957
15	45.389	+0.290	16:46:49.346

(110) Marcel Schminke

1	1:35.222	+50.081	16:35:46.275
2	51.374	+6.233	16:36:37.649
3	1:11.578	+26.437	16:37:49.227
4	46.191	+1.050	16:38:35.418
5	45.726	+0.585	16:39:21.144
6	45.513	+0.372	16:40:06.657
7	45.551	+0.410	16:40:52.208
8	45.482	+0.341	16:41:37.690
9	45.263	+0.122	16:42:22.953
10	45.311	+0.170	16:43:08.264
11	45.456	+0.315	16:43:53.720
12	45.300	+0.159	16:44:39.020
13	45.141		16:45:24.161
14	45.281	+0.140	16:46:09.442
15	45.418	+0.277	16:46:54.860

(12) Alexander Tauscher

1	1:34.460	+48.902	16:35:46.403
2	49.448	+3.890	16:36:35.851
3	46.371	+0.813	16:37:22.222
4	46.051	+0.493	16:38:08.273
5	46.639	+1.081	16:38:54.912
6	45.714	+0.156	16:39:40.626
7	46.528	+0.970	16:40:27.154
8	45.558		16:41:12.712
9	45.697	+0.139	16:41:58.409
10	45.715	+0.157	16:42:44.124
11	46.030	+0.472	16:43:30.154
12	45.612	+0.054	16:44:15.766
13	45.656	+0.098	16:45:01.422
14	58.729	+13.171	16:46:00.151

(108) Mika Rausch

1	1:34.220	+48.550	16:35:47.870
---	----------	---------	--------------

Runde	Rundenzeit	Diff.	Tageszeit
1	1:34.243	+48.710	16:35:46.964
2	50.963	+5.430	16:36:37.927
3	1:14.070	+28.537	16:37:51.997
4	46.210	+0.677	16:38:38.207
5	45.929	+0.396	16:39:24.136
6	45.893	+0.360	16:40:10.029
7	45.881	+0.348	16:40:55.910
8	45.690	+0.157	16:41:41.600
9	45.818	+0.285	16:42:27.418
10	45.640	+0.107	16:43:13.058
11	45.965	+0.432	16:43:59.023
12	48.121	+2.588	16:44:47.144
13	45.533		16:45:32.677
14	45.597	+0.064	16:46:18.274

(330) Krasniqi Justin

1	1:34.982	+47.337	16:35:46.191
2	48.963	+1.318	16:36:35.154
3	47.645		16:37:22.799
4	1:06.460	+18.815	16:38:29.259

(34) Maximilian Rosenschon

1	1:34.607	+44.228	16:35:46.795
2	50.379		16:36:37.174

Ergebnis vorbehaltlich der techn. und sportl. Nachuntersuchung!

Zeitnahme: CAMP-COMPANY, Obmann: Ernst Willems, Trierweiler

Rennleiter: Karin Medefind, Meißen

Aushang: _____ h _____ - Reg.Nr. 01/169/2016

Gedruckt: 22.05.2016 16:50:19



Lizensiert für Camp Company



SAKC / ADAC Kart Cup Ampfing

X30 Junioren

Kartbahn Ampfing 1,063 Km

Tageswertung

Pos.	Nr.	Nachname	Vorname	Bewerber/Sponsor	Fabrikat	L1	L2	Gesamtpunktzahl
1	89	Bienek	Niklas	Team Zinner/	Tony Kart/IAME	25	25	50
2	334	Springob	Jan-Philipp	CV-Racing Team by HTP M	Kosmic/Iame	20	16	36
3	9	Wischlitzki	Felix	RS-Motorsport/	Mad-Croc/Iame	13	20	33
4	109	Schaller	Marek	RMW Motorsport/ADAC We	Tony Kart/IAME X30	16	13	29
5	40	Seyhan	Javin Lewis Sey	Top Kart Germany/	Top Kart/IAME X30 Junior	7	11	18
6	4	Hartwig	Gerrit	Gerrit Hartwig/	Tonykart/Iame X30 Junior	11	6	17
7	124	Kravchenko	Miroslaw	DS Kartsport/Msc Langefel	Mach1/Iame X30JuniorNK	9	7	16
8	10	Elter	Marc	TR Motorsport/	Jesolo/IAME	6	10	16
9	426	Britz	Philipp	PJM Motorsport / KÜS e.V./	Top-Kart/IAME	4	9	13
10	7	Weber	Marcel	Team Zinner/PST GmbH	KOSMIC/IAME/X30J	3	8	11
11	250	Kulke	Louis	/	Gillard/Iame X30	5	5	10
12	25	Degenbeck	Patrick	RS-Motorsport/	Mad-Croc/X30 Jun.	10	0	10
13	115	Schulze Frenking	Hendrik	Hemkemeyer/	Intrepid/IAME	8	0	8
14	22	Wieser	Jonas	AK-Racing/	Intrepid/Iame X30	2	4	6
15	71	Tabel	Kilian	CRG TB Racing Team/Tab	CRG/IAME	1	3	4
16	14	Mayer	Nico	Motorsportteam ADAC Wür	Topkart/IAME X30	0	2	2
17	20	Strobel	Nick	Strobel, Nick/	Praga/X30 Motor	0	1	1
18	120	Koch	Niklas	ADAC Hessen-Thüringen e.	Gillard/IAME X30 Junior	0	0	0
19	55	O'Dey	Levi	KSM Racing Team /	Tony/Iame	0	0	0
20	330	Justin	Krasniqi	CV-Racing by HTP/	Kosmic/Iame	0	0	0
21	18	Wilk	Rouven	WilkSport ADAC Nordbader	MS/X30J	0	0	0
22	11	Pfisterer	Tobias	MCKt Kirchheim unter Teck	Art/Iame X30	0	0	0
23	110	Schminke	Marcel	RMW Motorsport/ADAC He	Tony Kart/IAME X30	0	0	0
24	33	Knecht	Jan	FSRacing Performance/	Toni Kart/IAME X30 Junio	0	0	0
25	19	Andreas	Lindner	/	MadCroc/IAME	0	0	0
26	17	Wurster	Nico	Lanari Racing Team/ADAC	FA/Iame	0	0	0
27	123	Kölsch	Tom	RMW Motorsport ADAC W	Tony Kart /IAME X30 Juni	0	0	0
28	132	Wilken	Christian	im-racing motorsport/	Exprit/IAME	0	0	0
29	6	Wiedmann	Niclas	Niclas Wiedmann/Mad Croc	Mad Croc /IAME	0	0	0
30	12	Tauscher	Alexander	Binder-Racing/	BRM/IAME	0	0	0
31	424	Klugar	Philipp	ADAC Sachsen e.V. / Team	DR/Iame X30 jr.	0	0	0
32	85	Wannemacher	Julian	Kircher Motorsport/ingenie	ART/IAME	0	0	0
33	108	Rausch	Mika	RRT Rausch Racing Team/	DR/IAME X30 Junior	0	0	0
34	34	Rosenschon	Maximilian	RS-Motorsport/Ultra-DEX	Mad Croc/IAME	0	0	0

Ergebnis vorbehaltlich der techn. und sportl. Nachuntersuchung!

Zeitnahme: CAMP-COMPANY, Obmann: Ernst Willems, Trierweiler

Rennleiter: Karin Medefind, Meißen

Aushang: _____ h _____ - Reg.Nr. 01/169/2016

Gedruckt: 22.05.2016 17:02:07



Lizenziert für Camp Company