















X30 Super (Sup) Qualifying Practice Classement de la séance

Cl	N°	Pilote	Nat	Nat	Meilleur S1	Meilleur S2	Meilleur S3	Temps idéal	Temps	Ecart	Tour	Vitesse
Rnk	No.	Driver			Best S1	Best S2	Best S3	Ideal Time	Time	Gap	Lap	Speed
1	622	BREYSSE Kevin	FRA		17.190	13.029	19.045	49.264	49.351		7	91,62
2	623	RICCI Thomas	FRA		17.221	13.093	19.180	49.494	49.534	+0.183	10	91,28
3	650	VAN BOGAERT Lennert	BEL		17.223	13.077	19.153	49.453	49.536	+0.185	7	91,27
4	603	MAESTRANZI Marco	ITA		17.248	13.066	19.156	49.470	49.536	+0.185	10	91,27
5	631	DE PAUW Ulysse	BEL		17.219	13.088	19.198	49.505	49.583	+0.232	8	91,19
6	633	LITCHFIELD Mark	GBR		17.349	13.054	19.221	49.624	49.637	+0.286	9	91,09
7	602	COMPERE Victor	FRA		17.344	13.068	19.161	49.573	49.653	+0.302	9	91,06
8	613	COLLIGNON Corentin	FRA		17.304	13.085	19.242	49.631	49.670	+0.319	8	91,03
9	616	MIDALI Luca	FRA		17.340	13.063	19.240	49.643	49.702	+0.351	10	90,97
10	688	POTTY Maxime	BEL		17.334	13.032	19.273	49.639	49.711	+0.360	12	90,95
11	689	GREENFIELD Taylor	PER		17.250	13.052	19.274	49.576	49.727	+0.376	9	90,92
12	617	GIRARD Ingrid	FRA		17.240	13.171	19.254	49.665	49.754	+0.403	9	90,87
13	669	PRETTE Louis	MON		17.350	13.126	19.178	49.654	49.776	+0.425	11	90,83
14	620	OBERG Viktor	SWE		17.331	13.131	19.275	49.737	49.784	+0.433	6	90,82
15	675	GODEFROID William	BEL		17.298	13.070	19.272	49.640	49.811	+0.460	12	90,77
16	612	DRION Maxime	BEL		17.374	13.101	19.287	49.762	49.841	+0.490	8	90,72
17	615	PICOT Nicolas	FRA		17.274	13.114	19.370	49.758	49.842	+0.491	8	90,71
18	607	DESPLAT Nelson	FRA		17.493	13.162	19.278	49.933	49.948	+0.597	7	90,52
19	609	RONGIER Quentin	FRA		17.396	13.136	19.452	49.984	50.003	+0.652	10	90,42
20	626	NERGUTI Alban	FRA		17.347	13.182	19.349	49.878	50.020	+0.669	8	90,39
21	618	ROSSI Giacomo	ITA		17.448	13.180	19.398	50.026	50.063	+0.712	7	90,31
22	684	SOLINAS Sebastiano	ITA		17.477	13.226	19.289	49.992	50.064	+0.713	10	90,31
23	608	MAZOU Hicham	SUI		17.405	13.192	19.466	50.063	50.148	+0.797	10	90,16
24	628	PEDRANZINI Patrick	ITA		17.458	13.298	19.464	50.220	50.222	+0.871	8	90,03
25	601	DAUENHAUER Tobias	GER		17.507	13.234	19.485	50.226	50.279	+0.928	6	89,93
26	614	ROMULUS Lucas	FRA		17.521	13.282	19.487	50.290	50.346	+0.995	6	89,81
27	664	RIVA Luca	ITA		17.713	13.350	19.671	50.734	50.828	+1.477	9	88,95
28	625	SANSONE Antoine	FRA		17.768	13.473	19.707	50.948	50.948	+1.597	8	88,74

Sous réserve du contrôle technique ou de fait sportif

Le Chronométrage



Affiché à

Le Président du Collège

X30 Super (Sup) Qualifying Practice

Historique / Records

Tour	Secteur 1	Secteur 2	Secteur 3	Temps
Lap	Sector 1	Sector 2	Sector 3	Time

601 DAUENHAUER Tobias

START				
1		15.037	21.434	
2	18.582	13.589	20.067	52.238
3	17.967	13.324	19.758	51.049
4	17.781	13.348	19.653	50.782
5	17.586	13.263	19.681	50.530
6	17.516	13.278	19.485	50.279
7	17.621	13.276	19.612	50.509
8	17.508	13.276	19.513	50.297
9	17.507	14.945	19.727	52.179
10	17.536	13.323	19.556	50.415
11	17.856	13.234	19.567	50.657
FINISH				
12	17.514	13.319	19.547	50.380

602 COMPERE Victor

START				
1		14.357	21.871	
2	18.180	13.774	19.880	51.834
3	17.670	13.500	19.545	50.715
4	17.485	13.116	19.219	49.820
5	17.475	13.152	19.279	49.906
6	17.475			49.785
7	17.351	13.115	19.265	49.731
8	17.344	13.145	21.380	51.869
9	17.368	13.068	19.217	49.653
10	17.493	13.138	19.234	49.865
11	17.366	13.130	19.161	49.657
FINISH				
12	17.362	13.096	19.234	49.692

603 MAESTRANZI Marco

START				
1		14.600	20.519	
2	18.308	13.684	19.616	51.608
3	17.648	13.284	19.504	50.436
4	17.411	13.138	19.259	49.808

Tour	Secteur 1	Secteur 2	Secteur 3	Temps
Lap	Sector 1	Sector 2	Sector 3	Time

5	17.335			49.615
6	17.295	13.172	19.200	49.667
7	17.248	13.695	19.317	50.260
8	17.319	13.110	19.208	49.637
9	17.294	13.128	19.156	49.578
10	17.285	13.066	19.185	49.536
11	17.332	13.185	19.288	49.805
FINISH				
12	17.358	13.169	19.781	50.308

607 DESPLAT Nelson

START				
1		14.241	21.841	
2	18.547	13.756	20.141	52.444
3	18.038	13.775	20.038	51.851
4	17.779	13.427	19.631	50.837
5	17.621	13.274	19.609	50.504
6	17.620			50.177
7	17.493	13.162	19.293	49.948
8	17.595	13.204	19.278	50.077
9	17.549	13.519	19.342	50.410
10	17.612	13.360	20.564	51.536
11	17.572	13.243	19.602	50.417
FINISH				
12	17.674	13.304	19.545	50.523

608 MAZOU Hicham

START				
1		16.298	21.455	
2	18.374	13.613	19.875	51.862
3	17.769	13.320	19.549	50.638
4	17.567	13.316	22.479	53.362
5	21.543			54.874
6	17.814	13.573	19.916	51.303
7	17.547	13.430	20.046	51.023
8	17.579	13.621	19.520	50.720
9	17.897	13.253	19.466	50.616
10	17.405	13.192	19.551	50.148
FINISH				

X 30 CHALLENGE EUROPA 2016

X30 Super

(Sup) Qualifying Practice

Historique / Records

Tour	Secteur 1	Secteur 2	Secteur 3	Temps
Lap	Sector 1	Sector 2	Sector 3	Time
11	17.433	13.267	19.472	50.172

609 RONGIER Quentin

START				
1		14.979	20.835	
2	18.060	13.592	20.038	51.690
3	17.772	13.493	19.707	50.972
4	17.563	13.250	19.521	50.334
5	17.515	13.258	19.497	50.270
6	17.478	13.231	19.460	50.169
7	17.401	13.204	19.494	50.099
8	17.396	13.196	20.821	51.413
9	17.502	13.157	19.452	50.111
10	17.397	13.136	19.470	50.003
11	17.396	13.537	19.681	50.614
FINISH				

612 DRION Maxime

START				
1		14.120	28.137	
2	18.097	13.383	19.624	51.104
3	17.531	13.127	19.400	50.058
4	17.637	13.101	19.287	50.025
5	17.374	13.283	19.312	49.969
6	17.378	13.130	22.048	52.556
7	17.389	13.158	19.310	49.857
8	17.390	13.154	19.297	49.841
9	17.519	13.192	19.393	50.104
10	17.489	13.320	20.917	51.726
FINISH				

613 COLLIGNON Corentin

START				
1		17.704	23.076	
2	20.566	16.050	20.396	57.012
3	17.785	13.716	19.593	51.094
4	17.842	13.240	19.839	50.921

Tour	Secteur 1	Secteur 2	Secteur 3	Temps
Lap	Sector 1	Sector 2	Sector 3	Time
5	17.490			49.925
6	17.362	13.118	19.250	49.730
7	17.400	13.130	19.372	49.902
8	17.343	13.085	19.242	49.670
9	17.304	13.134	19.249	49.687
10	17.355	13.222	19.243	49.820
FINISH				
11	17.340	13.131	19.277	49.748

614 ROMULUS Lucas

START				
1		15.785	21.547	
2	19.225	13.627	19.855	52.707
3	17.859	13.363	19.637	50.859
4	17.540	13.329	19.545	50.414
5	17.553	13.311	19.487	50.351
6	17.521	13.282	19.543	50.346
7	17.592	13.451	20.829	51.872
8	17.568	13.305	19.563	50.436
9	17.661	13.329	19.796	50.786
10	18.182	13.754	19.899	51.835
FINISH				

615 PICOT Nicolas

START				
1		17.508	21.114	
2	18.318	13.413	19.865	51.596
3	17.560	13.325	19.598	50.483
4	17.487	13.204	19.479	50.170
5	17.411	13.235	19.416	50.062
6	17.274	13.179	19.419	49.872
7	17.320	13.159	19.410	49.889
8	17.326	13.127	19.389	49.842
9	17.343	13.248	19.525	50.116
10	17.366	13.114	19.370	49.850
11	17.337	13.179	19.452	49.968
FINISH				
12	17.427	13.203	19.400	50.030

X 30 CHALLENGE EUROPA 2016

X30 Super

(Sup) Qualifying Practice

Historique / Records

Tour	Secteur 1	Secteur 2	Secteur 3	Temps
Lap	Sector 1	Sector 2	Sector 3	Time

616 MIDALI Luca

START				
1		15.234	21.145	
2	18.446	13.442	20.256	52.144
3	17.760	13.179	19.684	50.623
4	17.482	13.155	19.406	50.043
5	17.416	13.148	19.385	49.949
6	18.591	14.976	19.368	52.935
7	17.341	13.063	19.557	49.961
8	17.432	13.100	19.348	49.880
9	17.340	13.131	19.316	49.787
10	17.341	13.121	19.240	49.702
11	17.407	13.173	19.364	49.944
FINISH				
12	17.622	15.989	20.762	54.373

617 GIRARD Ingrid

START				
1		15.202	20.492	
2	18.038	13.578	19.695	51.311
3	17.687	13.299	19.419	50.405
4	17.443	13.185	19.391	50.019
5	17.385	13.212	19.254	49.851
6	17.479	13.293	19.302	50.074
7	17.324	13.171	19.267	49.762
8	17.284	13.190	19.296	49.770
9	17.283	13.205	19.266	49.754
10	17.257	13.207	19.353	49.817
11	17.240	13.208	19.316	49.764
FINISH				
12	17.336	13.212	19.327	49.875

618 ROSSI Giacomo

START				
1		18.098	22.697	
2	20.425	13.917	19.847	54.189
3	17.757	13.308	19.509	50.574

Tour	Secteur 1	Secteur 2	Secteur 3	Temps
Lap	Sector 1	Sector 2	Sector 3	Time

4	17.910	13.217	19.850	50.977
5	17.616	13.587	25.068	56.271
6	17.697	13.274	19.527	50.498
7	17.448	13.189	19.426	50.063
8	17.476	13.212	19.403	50.091
9	17.465	13.228	19.398	50.091
10	17.506	13.227	19.407	50.140
FINISH				
11	17.485	13.180	19.455	50.120

620 OBERG Viktor

START				
1		16.959	22.803	
2	18.944	15.797	20.047	54.788
3	17.736	13.276	19.374	50.386
4	17.458	13.198	19.385	50.041
5	17.438			49.895
6	17.331	13.178	19.275	49.784
7	17.985	13.659	19.538	51.182
8	17.389	13.203	19.290	49.882
9	17.390	13.131	19.303	49.824
10	17.429	13.188	19.291	49.908
FINISH				
11	17.444	13.194	20.422	51.060

622 BREYSSE Kevin

START				
1		17.002	24.851	
2	19.405	13.831	19.815	53.051
3	17.537	13.243	19.268	50.048
4	17.415	13.029	19.045	49.489
5	17.205	13.762	28.175	59.142
6	17.392	13.126	19.072	49.590
7	17.215	13.043	19.093	49.351
8	17.275	14.614	19.601	51.490
9	17.229	13.044	19.088	49.361
10	17.190	13.131	19.262	49.583
FINISH				

X 30 CHALLENGE EUROPA 2016

X30 Super

(Sup) Qualifying Practice

Historique / Records

Tour	Secteur 1	Secteur 2	Secteur 3	Temps
Lap	Sector 1	Sector 2	Sector 3	Time

623 RICCI Thomas

START				
1		17.137	22.659	
2	19.811	13.792	19.898	53.501
3	17.695	13.239	19.413	50.347
4	17.406	13.185	19.236	49.827
5	17.368	13.128	19.344	49.840
6	18.285	13.150	19.240	50.675
7	17.272	13.093	19.208	49.573
8	17.353	13.358	19.362	50.073
9	17.221	13.108	19.224	49.553
10	17.241	13.113	19.180	49.534
FINISH				
11	17.315	13.254	19.437	50.006

625 SANSONE Antoine

START				
1		16.380	22.452	
2	19.117	14.252	20.606	53.975
3	18.271	13.991	20.057	52.319
4	17.982	13.607	20.271	51.860
5	18.073			55.602
6	17.963	13.734	20.297	51.994
7	18.397	13.942	20.204	52.543
8	17.768	13.473	19.707	50.948
FINISH				

626 NERGUTI Alban

START				
1		20.253	22.105	
2	18.315	13.730	20.213	52.258
3	17.899	13.408	19.650	50.957
4	17.557	13.205	19.501	50.263
5	17.493			50.347
6	17.534	13.182	20.165	50.881
7	17.398	13.214	19.450	50.062
8	17.347	13.324	19.349	50.020

Tour	Secteur 1	Secteur 2	Secteur 3	Temps
Lap	Sector 1	Sector 2	Sector 3	Time

9	17.473	13.202	19.617	50.292
10	17.408	13.230	19.622	50.260
FINISH				
11	17.536	13.223	19.538	50.297

628 PEDRANZINI Patrick

START				
1		15.785	21.178	
2	18.640	13.803	20.162	52.605
3	17.864	13.484	19.615	50.963
4	17.744	13.359	19.617	50.720
5	17.514			50.687
6	17.802	13.629	19.522	50.953
7	17.515	13.298	19.532	50.345
8	17.458	13.300	19.464	50.222
9	17.595	13.374	19.580	50.549
10	17.511	13.308	19.489	50.308
11	17.591	13.365	19.511	50.467
FINISH				
12	17.567	13.442	19.605	50.614

631 DE PAUW Ulysse

START				
1		17.711	23.391	
2	20.646	16.228	21.378	58.252
3	18.158	13.580	19.623	51.361
4	17.540	13.168	19.446	50.154
5	17.427			49.794
6	17.314	13.119	19.201	49.634
7	17.303	13.339	19.382	50.024
8	17.277	13.108	19.198	49.583
9	17.272	13.088	19.241	49.601
10	17.219	15.035	24.474	56.728
FINISH				
11	17.348	13.097	19.213	49.658

633 LITCHFIELD Mark

START				
-------	--	--	--	--

X 30 CHALLENGE EUROPA 2016

X30 Super

(Sup) Qualifying Practice

Historique / Records

Tour Lap	Secteur 1 Sector 1	Secteur 2 Sector 2	Secteur 3 Sector 3	Temps Time
1		14.166	21.129	
2	18.437	13.514	19.978	51.929
3	17.813	13.767	19.694	51.274
4	17.524	13.121	19.302	49.947
5	17.458	13.130	19.222	49.810
6	17.520			50.264
7	17.461	13.135	19.232	49.828
8	17.377	13.054	19.342	49.773
9	17.354	13.061	19.222	49.637
10	18.247	13.175	19.221	50.643
11	17.426	13.067	19.247	49.740
	FINISH			
12	17.349	13.072	19.286	49.707

650 VAN BOGAERT Lennert

START				
1		17.608	22.571	
2	20.398	15.630	23.665	59.693
3	18.181	13.342	19.413	50.936
4	17.315	13.078	19.250	49.643
5	17.290			49.679
6	17.223	13.089	19.259	49.571
7	17.277	13.106	19.153	49.536
8	17.306	13.195	19.249	49.750
9	17.406	13.077	19.203	49.686
10	17.276	13.079	19.269	49.624
	FINISH			
11	17.445	13.187	19.979	50.611

664 RIVA Luca

START				
1		15.071	21.157	
2	19.355	14.882	20.357	54.594
3	18.300	13.687	19.939	51.926
4	17.979	13.520	19.782	51.281
5	17.781			51.021
6	17.905	13.942	19.671	51.518
7	17.755	13.472	19.764	50.991
8	17.804	13.350	19.757	50.911

Tour Lap	Secteur 1 Sector 1	Secteur 2 Sector 2	Secteur 3 Sector 3	Temps Time
9	17.713	13.408	19.707	50.828
10	17.881	13.487	19.863	51.231
11	17.747	13.479	19.802	51.028
	FINISH			
12	17.791	13.581	21.403	52.775

669 PRETTE Louis

START				
1		18.391	24.626	
2	21.177	16.484	22.019	59.680
3	18.071	13.522	19.402	50.995
4	17.948	13.223	19.321	50.492
5	17.635			50.141
6	17.484	13.453	19.587	50.524
7	17.482	13.166	19.178	49.826
8	17.350	13.166	19.271	49.787
9	17.458	13.173	19.305	49.936
10	17.400	13.134	19.319	49.853
	FINISH			
11	17.392	13.126	19.258	49.776

675 GODEFROID William

START				
1		14.525	20.587	
2	18.121	14.005	20.743	52.869
3	17.814	13.510	19.517	50.841
4	17.708	13.166	19.284	50.158
5	17.357	13.070	19.476	49.903
6	17.469			50.169
7	17.409	13.163	19.272	49.844
8	17.315	13.131	19.393	49.839
9	17.333	13.188	19.358	49.879
10	18.377	13.148	19.608	51.133
11	17.391	13.107	19.405	49.903
	FINISH			
12	17.298	13.117	19.396	49.811

X 30 CHALLENGE EUROPA 2016

X30 Super

(Sup) Qualifying Practice

Historique / Records

Tour	Secteur 1	Secteur 2	Secteur 3	Temps
Lap	Sector 1	Sector 2	Sector 3	Time

688 POTTY Maxime

START				
1		14.049	20.338	
2	18.155	13.361	19.864	51.380
3	17.809	13.259	19.658	50.726
4	17.535	13.082	19.458	50.075
5	17.469	13.103	19.329	49.901
6	17.344			49.785
7	17.477	13.209	19.367	50.053
8	17.656	13.134	19.339	50.129
9	17.334	13.182	19.292	49.808
10	17.649	14.705	19.408	51.762
11	17.456	15.075	19.421	51.952
FINISH				
12	17.406	13.032	19.273	49.711

689 GREENFIELD Taylor

START				
1		18.035	23.429	
2	20.255	16.236	22.585	59.076
3	18.092	13.462	19.927	51.481
4	18.008	13.253	19.586	50.847
5	17.407	13.121	19.274	49.802
6	17.250	13.052	19.500	49.802
7	17.352	13.125	19.342	49.819
8	17.410	13.138	19.316	49.864
9	17.342	13.088	19.297	49.727
10	17.326	13.097	19.449	49.872
FINISH				
11	17.524	16.674	20.871	55.069

X30 Super (Sup) Heat 1

Classement / Classification

Cl Rnk	N° No.	Concurrent Entrant	Pilote Driver	Nat	Nat	Tours Laps	Ecart Gap	M.Tour B.Lap	Vitesse Speed	Points
1	622	MMC Racing	BREYSSE Kevin	FRA		12		49.813	90,77	0
2	623	LM Karting	RICCI Thomas	FRA		12	+2.019	49.988	90,45	2
3	603	Evokart Srl	MAESTRANZI Marco	ITA		12	+3.398	49.950	90,52	3
4	602	RSD Karting	COMPERE Victor	FRA		12	+3.599	49.820	90,75	4
5	688	Karting Club Condroz	POTTY Maxime	BEL		12	+4.843	49.992	90,44	5
6	633	PF International	LITCHFIELD Mark	GBR		12	+5.360	50.094	90,26	6
7	613	VDK Racing	COLLIGNON Corentin	FRA		12	+5.718	49.910	90,59	7
8	631	De Pauw	DE PAUW Ulysse	BEL		12	+6.150	49.807	90,78	8
9	650	Van Bogaert Peter	VAN BOGAERT Lennert	BEL		12	+6.229	49.852	90,70	9
10	609	Rongier Jean-Luc	RONGIER Quentin	FRA		12	+8.476	50.233	90,01	10
11	669	MMC Racing	PRETTE Louis	MON		12	+8.562	49.999	90,43	11
12	612	KC Condroz	DRION Maxime	BEL		12	+9.228	50.236	90,00	12
13	607	RSD Karting	DESPLAT Nelson	FRA		12	+9.600	50.134	90,19	13
14	617	Girard Ingrid	GIRARD Ingrid	FRA		12	+11.543	50.023	90,39	14
15	620	PDB Racing Team	OBERG Viktor	SWE		12	+12.030	50.035	90,36	15
16	615	Picot	PICOT Nicolas	FRA		12	+12.615	50.145	90,17	16
17	618	Rossi Giacomo	ROSSI Giacomo	ITA		12	+13.540	50.378	89,75	17
18	689	PDB Racing Team	GREENFIELD Taylor	PER		12	+13.950	50.015	90,40	18
19	626	Nerguti Compétition	NERGUTI Alban	FRA		12	+14.153	50.385	89,74	19
20	684	Solinas Sebastiano	SOLINAS Sebastiano	ITA		12	+15.667	50.279	89,93	20
21	608	Spirit Karting	MAZOU Hicham	SUI		12	+16.680	50.501	89,53	21
22	628	Pedranzini Patrick	PEDRANZINI Patrick	ITA		12	+20.776	50.606	89,34	22
23	616	Ludo Racing	MIDALI Luca	FRA		12	+24.151	50.019	90,39	23
24	625	Sansone Team Compétition	SANSONE Antoine	FRA		12	+24.943	51.101	88,48	24
25	664	Riva	RIVA Luca	ITA		12	+28.539	51.646	87,54	25
26	614	Kartomanie	ROMULUS Lucas	FRA		10	+2 Laps	50.756	89,08	26
27	675	CG Racing	GODEFROID William	BEL		2	+10 Laps	53.415	84,65	27

Meilleur tour / Best lap: 631 DE PAUW Ulysse - 49.807

Abandons / DNFs

601	KK-Racing	DAUENHAUER Tobias	GER		30
-----	-----------	-------------------	-----	--	----

N° 684 Pénalité 10 secondes / Time penalty of 10s : Carénage avant mal installé / Incorrectly installed front fairing

N° 609 Pénalité 10 secondes / Time penalty of 10s : Carénage avant mal installé / Incorrectly installed front fairing

Sous réserve du contrôle technique ou de fait sportif

Le Chronométrage

Affiché à

Le Président du Collège

X30 Super (Sup) Heat 1

Historique / Records

Tour	Secteur 1	Secteur 2	Secteur 3	Temps
Lap	Sector 1	Sector 2	Sector 3	Time
		14.581	20.030	
		14.563	19.988	
		14.465	20.017	
		14.392	19.924	
		14.658	20.138	
		14.652	20.114	
		14.771	20.144	
		14.747	20.166	
		14.954	20.275	
		14.854	20.215	
		14.968	20.340	
		15.011	20.347	
		14.857	20.487	
		14.889	20.446	
		14.950	20.508	
		15.002	20.430	
		14.641	20.599	
		14.864	20.478	
		14.774	20.527	
		15.083	20.309	
		14.995	20.499	
		14.939	20.571	

Tour	Secteur 1	Secteur 2	Secteur 3	Temps
Lap	Sector 1	Sector 2	Sector 3	Time
		14.933	20.613	
		15.007	20.866	
		14.505	20.733	
		15.228	20.734	
		15.159	20.919	
		START		
	25.680	30.649	46.871	
	25.861	30.643	46.431	
	26.137	30.781	45.559	
	26.356	30.743	44.627	
	26.740	30.367	45.242	
	26.616	31.046	43.722	
	27.220	30.729	42.804	
	26.516	30.716	44.557	
	27.242	30.692	43.426	
	27.394	31.141	41.625	
	27.480	31.151	42.251	
	27.746	30.928	41.116	
	27.835	30.974	40.586	
	28.280	30.899	40.320	
	27.517	34.097	38.980	
	27.919	30.895	41.496	

X 30 CHALLENGE EUROPA 2016

X30 Super

(Sup) Heat 1

Historique / Records

Tour Lap	Secteur 1 Sector 1	Secteur 2 Sector 2	Secteur 3 Sector 3	Temps Time
	28.673	31.550	39.231	
	28.640	31.151	38.964	
	28.532	30.971	38.434	
	28.680	31.092	39.573	
	28.661	31.088	38.921	
	28.197	31.032	38.047	
	28.550	30.883	38.555	
	28.019	31.332	37.368	
	28.395	31.273	36.976	
	27.171	31.237	37.856	
	27.076	31.255	37.071	
1	18.447	13.374	19.397	51.218
1	18.610	13.458	19.586	51.654
1	18.674	13.805	19.846	52.325
1	19.091	13.628	19.930	52.649
1	18.947	13.637	19.855	52.439
1	19.390	13.542	19.860	52.792
1	19.424	13.633	19.799	52.856
1	19.278	13.572	19.941	52.791
1	19.620	13.612	19.853	53.085
1	20.041	13.726	19.770	53.537

Tour Lap	Secteur 1 Sector 1	Secteur 2 Sector 2	Secteur 3 Sector 3	Temps Time
1	19.736	13.801	20.039	53.576
1	20.017	13.494	19.904	53.415
1	19.792	13.424	19.907	53.123
1	19.860	13.501	19.884	53.245
1	20.112	13.557	19.773	53.442
1	21.047	13.852	19.985	54.884
1	21.794	13.865	20.216	55.875
1	21.093	13.831	20.250	55.174
1	21.143	13.811	20.262	55.216
1	21.413	13.634	20.519	55.566
1	21.469	13.822	20.199	55.490
1	21.875	13.832	19.914	55.621
1	23.131	13.871	19.983	56.985
1	21.817	14.150	20.364	56.331
1	21.968	14.203	20.143	56.314
1	24.433	13.561	19.911	57.905
1	21.721	14.072	20.540	56.333
2	17.696	13.330	19.367	50.393
2	17.701	13.360	19.492	50.553
2	17.755	13.405	19.464	50.624
2	17.928	13.375	19.579	50.882
2	17.957	13.585	19.910	51.452
2	17.957	13.504	19.941	51.402

X 30 CHALLENGE EUROPA 2016

X30 Super

(Sup) Heat 1

Historique / Records

Tour Lap	Secteur 1 Sector 1	Secteur 2 Sector 2	Secteur 3 Sector 3	Temps Time
2	17.813	13.506	19.995	51.314
2	17.805	14.137	20.424	52.366
2	17.993	13.317	20.392	51.702
2	17.820	13.363	20.177	51.360
2	17.787	13.311	19.895	50.993
2	17.943	13.561	19.651	51.155
2	17.943	14.033	19.967	51.943
2	17.863	13.944	20.219	52.026
2	17.938	13.588	20.534	52.060
2	18.186	13.528	20.036	51.750
2	17.967	13.475	20.436	51.878
2	17.818	13.471	19.964	51.253
2	18.070	13.808	20.010	51.888
2	17.828	13.284	24.235	55.347
2	17.913	13.335	19.730	50.978
2	18.206	13.609	20.331	52.146
2	18.226	13.804	20.156	52.186
2	18.030	13.610	20.193	51.833
2	17.820	13.319	27.446	58.585
2	17.853	13.318	37.008	1:08.179
2	17.828	13.309	55.085	1:26.222

Tour Lap	Secteur 1 Sector 1	Secteur 2 Sector 2	Secteur 3 Sector 3	Temps Time
3	17.470	13.285	19.439	50.194
3	17.627	13.219	19.485	50.331
3	17.638	13.306	19.600	50.544
3	17.705	13.219	19.515	50.439
3	17.697	13.265	19.443	50.405
3	17.827	13.255	19.547	50.629
3	17.923	13.295	19.827	51.045
3	17.625	13.272	19.608	50.505
3	17.741	13.360	19.453	50.554
3	17.817	13.276	19.430	50.523
3	17.924	13.348	19.523	50.795
3	17.675	13.265	19.558	50.498
3	17.639	13.198	19.517	50.354
3	17.712	13.406	19.627	50.745
3	17.732	13.395	19.623	50.750
3	17.868	13.250	19.659	50.777
3	18.087	13.585	19.478	51.150
3	18.002	13.549	19.490	51.041
3	18.021	13.785	19.695	51.501
3	18.060	13.683	20.213	51.956
3	17.946	13.464	19.925	51.335

X 30 CHALLENGE EUROPA 2016

X30 Super

(Sup) Heat 1

Historique / Records

Tour Lap	Secteur 1 Sector 1	Secteur 2 Sector 2	Secteur 3 Sector 3	Temps Time
3	18.206	14.066	20.513	52.785
3	18.038	13.624	20.091	51.753
3	17.907	13.779	19.945	51.631
3	18.215	13.467	19.740	51.422
3	18.241	13.561	19.662	51.464
4	17.630	13.287	19.275	50.192
4	17.596	13.310	19.499	50.405
4	17.633	13.293	19.464	50.390
4	17.643	13.174	19.535	50.352
4	17.618	13.204	19.402	50.224
4	17.632	13.238	19.427	50.297
4	17.664	13.185	19.486	50.335
4	17.607	13.303	19.367	50.277
4	18.169	13.230	19.481	50.880
4	17.649	13.262	19.500	50.411
4	17.603	13.245	19.532	50.380
4	17.587	13.225	19.551	50.363
4	17.613	13.182	19.514	50.309
4	17.594	13.326	19.603	50.523
4	17.716	13.304	19.498	50.518
4	17.722	13.316	19.785	50.823
4	17.567	13.270	19.600	50.437

Tour Lap	Secteur 1 Sector 1	Secteur 2 Sector 2	Secteur 3 Sector 3	Temps Time
4	17.567	13.238	19.531	50.336
4	17.554	13.237	19.438	50.229
4	17.882	13.461	19.751	51.094
4	17.902	13.437	19.692	51.031
4	17.943	13.499	20.177	51.619
4	18.063	13.663	19.966	51.692
4	17.985	13.788	19.884	51.657
4	17.584	13.257	19.594	50.435
4	17.771	13.320	19.428	50.519
5	17.513	13.260	19.288	50.061
5	17.528	13.297	19.448	50.273
5	17.622	13.312	19.363	50.297
5	17.582	13.146	19.447	50.175
5	17.414	13.190	19.332	49.936
5	17.564	13.124	19.430	50.118
5	17.511	13.227	19.264	50.002
5	17.505	13.200	19.581	50.286
5	17.473	13.171	19.398	50.042
5	17.640	13.220	19.376	50.236
5	17.569	13.266	19.446	50.281
5	17.535	13.244	19.452	50.231

X 30 CHALLENGE EUROPA 2016

X30 Super

(Sup) Heat 1

Historique / Records

Tour Lap	Secteur 1 Sector 1	Secteur 2 Sector 2	Secteur 3 Sector 3	Temps Time
5	17.491	13.254	19.458	50.203
5	17.565	13.309	19.654	50.528
5	17.640	13.294	19.587	50.521
5	17.687	13.376	19.421	50.484
5	17.912	13.718	19.458	51.088
5	17.625	13.750	19.466	50.841
5	17.847	14.086	20.015	51.948
5	17.668	13.326	19.415	50.409
5	17.798	13.445	19.869	51.112
5	17.867	13.404	19.609	50.880
5	17.724	13.338	19.304	50.366
5	17.965	13.802	19.980	51.747
5	18.175	13.621	20.091	51.887
5	17.688	13.273	19.304	50.265
6	17.416	13.194	19.203	49.813
6	17.462	13.242	19.400	50.104
6	17.500	13.250	19.340	50.090
6	17.542	13.142	19.419	50.103
6	17.438	13.141	19.321	49.900
6	17.593	13.074	19.356	50.023
6	17.437	13.172	19.301	49.910

Tour Lap	Secteur 1 Sector 1	Secteur 2 Sector 2	Secteur 3 Sector 3	Temps Time
6	17.481	13.193	19.433	50.107
6	17.537	13.217	19.839	50.593
6	17.602	13.286	19.444	50.332
6	17.570	13.137	19.575	50.282
6	17.469	13.204	19.408	50.081
6	17.541	13.199	19.394	50.134
6	17.681	13.301	19.582	50.564
6	17.617	13.352	19.949	50.918
6	17.609	13.216	19.320	50.145
6	17.494	13.278	19.310	50.082
6	17.532	13.188	19.328	50.048
6	17.736	13.297	19.616	50.649
6	17.557	13.363	19.359	50.279
6	17.809	13.391	19.574	50.774
6	17.412	13.192	19.468	50.072
6	17.625	13.409	19.852	50.886
6	18.436	13.928	19.956	52.320
6	18.226	13.876	20.038	52.140
6	17.570	13.212	19.286	50.068
7	17.463	13.158	19.236	49.857
7	17.490	13.202	19.350	50.042
7	17.385	13.311	19.312	50.008

X 30 CHALLENGE EUROPA 2016

X30 Super

(Sup) Heat 1

Historique / Records

Tour	Secteur 1	Secteur 2	Secteur 3	Temps
Lap	Sector 1	Sector 2	Sector 3	Time
7	17.535	13.199	19.360	50.094
7	17.497	13.190	19.298	49.985
7	17.489			49.992
7	17.469			50.058
7	17.401			49.807
7	17.400			49.852
7	17.557			50.265
7	17.577			50.279
7	17.532			50.132
7	17.522			50.169
7	17.656	13.319	19.538	50.513
7	17.517	13.279	19.385	50.181
7	17.516	13.401	19.437	50.354
7	17.543	13.262	19.465	50.270
7	17.788	13.585	19.895	51.268
7	17.651	13.414	19.511	50.576
7	17.579	13.497	19.988	51.064
7	17.459	13.253	19.355	50.067
7	17.751	13.744	19.673	51.168
7	17.692	13.472	19.712	50.876
7	17.969	13.914	19.810	51.693
7	18.058	14.277	20.136	52.471

Tour	Secteur 1	Secteur 2	Secteur 3	Temps
Lap	Sector 1	Sector 2	Sector 3	Time
7	17.613	13.217	19.303	50.133
8	17.501	13.243	19.231	49.975
8	17.432	13.175	19.433	50.040
8	17.517	13.150	19.283	49.950
8	17.580	13.141	19.262	49.983
8	17.858	13.205	19.392	50.455
8	17.463	13.194	19.370	50.027
8	17.397	13.252	19.344	49.993
8	17.467	13.143	19.278	49.888
8	17.460	13.192	19.369	50.021
8	17.634	13.286	19.422	50.342
8	17.562	13.240	19.431	50.233
8	17.481	13.162	19.356	49.999
8	17.512	13.238	19.415	50.165
8	17.474	13.332	19.481	50.287
8	17.466	13.362	19.385	50.213
8	17.491	13.367	19.459	50.317
8	17.941	13.562	19.873	51.376
8	17.710	13.283	19.648	50.641
8	17.666	13.412	19.424	50.502
8	17.457	13.199	19.408	50.064

X 30 CHALLENGE EUROPA 2016

X30 Super

(Sup) Heat 1

Historique / Records

Tour Lap	Secteur 1 Sector 1	Secteur 2 Sector 2	Secteur 3 Sector 3	Temps Time
8	17.689	13.847	19.775	51.311
8	17.706	13.443	19.607	50.756
8	17.619	13.444	19.682	50.745
8	17.736	13.546	19.826	51.108
8	18.079	13.698	20.056	51.833
8	17.584	13.191	19.244	50.019
9	17.410	13.202	19.265	49.877
9	17.467	13.175	19.374	50.016
9	17.497	13.207	19.288	49.992
9	17.495	13.171	19.238	49.904
9	17.570	13.145	19.432	50.147
9	17.472	13.165	19.396	50.033
9	17.465	13.123	19.285	49.873
9	17.764	13.256	19.400	50.420
9	17.413	13.222	19.363	49.998
9	17.670	13.254	19.498	50.422
9	17.662	13.590	19.512	50.764
9	17.491	13.177	19.395	50.063
9	17.492	13.353	19.514	50.359
9	17.482	13.231	19.484	50.197
9	17.432	13.226	19.365	50.023
9	17.519	13.257	19.362	50.138

Tour Lap	Secteur 1 Sector 1	Secteur 2 Sector 2	Secteur 3 Sector 3	Temps Time
9	17.663	13.278	19.520	50.461
9	17.678	13.301	19.595	50.574
9	17.497	13.280	19.355	50.132
9	17.563	13.760	19.467	50.790
9	17.736	13.288	19.505	50.529
9	17.711	13.411	19.654	50.776
9	17.628	13.460	19.518	50.606
9	17.736	13.549	19.816	51.101
9	18.172	13.722	20.074	51.968
9	17.582	13.230	19.273	50.085
10	17.351	13.302	19.408	50.061
10	17.404	13.225	19.408	50.037
10	17.475	13.227	19.321	50.023
10	17.436	13.123	19.261	49.820
10	17.594	13.203	19.460	50.257
10	17.441	13.144	19.433	50.018
10	17.384	13.132	19.370	49.886
10	17.487	13.217	19.321	50.025
10	17.481	13.224	19.374	50.079
10	17.558	13.144	19.548	50.250
10	17.586	13.469	19.339	50.394

X 30 CHALLENGE EUROPA 2016

X30 Super

(Sup) Heat 1

Historique / Records

Tour Lap	Secteur 1 Sector 1	Secteur 2 Sector 2	Secteur 3 Sector 3	Temps Time
10	17.633	13.997	19.518	51.148
10	17.568	13.241	19.485	50.294
10	17.503	13.261	19.403	50.167
10	17.463	13.286	19.749	50.498
10	17.500	13.300	19.399	50.199
10	17.661	13.273	19.479	50.413
10	17.627	13.255	19.503	50.385
10	17.461	13.159	19.400	50.020
10	17.674	13.395	19.425	50.494
10	17.622	13.282	19.597	50.501
10	17.887	15.149	20.004	53.040
10	17.811	13.517	19.896	51.224
10	17.651	13.255	19.455	50.361
10	18.252	13.658	20.293	52.203
10	17.707	16.043	26.474	1:00.224
11	17.558	13.243	19.221	50.022
11	17.475	13.191	19.322	49.988
11	17.510	13.202	19.300	50.012
11	17.499	13.154	19.327	49.980
11	17.557	13.203	19.564	50.324
11	17.600	13.421	19.772	50.793

Tour Lap	Secteur 1 Sector 1	Secteur 2 Sector 2	Secteur 3 Sector 3	Temps Time
11	17.437	13.296	19.535	50.268
11	17.584	13.384	19.960	50.928
11	17.507	13.234	19.481	50.222
11	17.551	13.292	19.489	50.332
11	17.499	13.231	19.389	50.119
11	17.560	13.323	19.477	50.360
11	17.573	13.282	19.546	50.401
11	17.449	13.283	19.391	50.123
11	17.527	13.197	19.311	50.035
11	17.589	13.212	19.638	50.439
11	17.562	13.309	19.507	50.378
11	17.577	13.262	19.548	50.387
11	17.417	13.178	19.420	50.015
11	17.632	13.366	19.453	50.451
11	17.655	13.404	19.601	50.660
11	17.744	13.434	19.636	50.814
11	17.815	13.631	19.844	51.290
11	17.545	13.263	19.333	50.141
11	17.938	13.657	20.051	51.646
FINISH				
12	17.370	13.191	19.407	49.968
12	17.452	13.211	19.436	50.099
12	17.487	13.246	19.722	50.455

X 30 CHALLENGE EUROPA 2016

X30 Super

(Sup) Heat 1

Historique / Records

Tour	Secteur 1	Secteur 2	Secteur 3	Temps
Lap	Sector 1	Sector 2	Sector 3	Time
12	17.482	13.170	19.769	50.421
12	17.556	13.202	19.404	50.162
12	17.632	13.287	19.450	50.369
12	17.614	13.430	19.421	50.465
12	17.674	13.496	19.595	50.765
12	17.760	13.434	19.557	50.751
12	17.566	13.209	19.868	50.643
12	17.538	13.228	19.753	50.519
12	17.579	13.265	19.500	50.344
12	17.576	13.208	19.603	50.387
12	17.433	13.230	19.366	50.029
12	17.484	13.211	19.456	50.151
12	17.645	13.386	19.531	50.562
12	17.674	13.311	19.497	50.482
12	17.415	13.257	19.537	50.209
12	17.666	13.255	19.958	50.879
12	17.644	13.462	19.577	50.683
12	17.650	13.336	19.621	50.607
12	17.810	13.466	19.773	51.049
12	17.687	13.311	19.517	50.515
12	17.897	13.899	19.812	51.608

Tour	Secteur 1	Secteur 2	Secteur 3	Temps
Lap	Sector 1	Sector 2	Sector 3	Time
12	17.949	13.669	20.032	51.650

X30 Super (Sup) Heat 1

Tour par tour / Lap by lap

Grille / Grid	622	623	650	603	631	633	602	613	616	688	689	617	669	620	675	612	615	607	609	626	618	684	608	628	601	614	664	625
---------------	-----	-----	-----	-----	-----	-----	-----	-----	-----	-----	-----	-----	-----	-----	-----	-----	-----	-----	-----	-----	-----	-----	-----	-----	-----	-----	-----	-----

	1.	2.	3.	4.	5.	6.	7.	8.	9.	10.	11.	12.	13.	14.	15.	16.	17.	18.	19.	20.	21.	22.	23.	24.	25.	26.	27.	28.	
Départ / Start	622	623	650	631	603	602	633	616	613	689	688	669	675	615	617	620	612	607	626	609	618	684	608	628	614	664	625		
Tour / Lap 1	622	623	603	650	633	631	602	688	613	616	689	675	620	612	609	607	669	626	618	684	608	614	617	628	664	615	625		
Tour / Lap 2	622	623	603	633	631	602	688	650	613	612	609	669	607	626	618	684	608	617	615	620	614	628	684	664	625	689	616	675	
Tour / Lap 3	622	623	603	633	602	688	631	650	613	612	609	669	607	626	618	608	617	615	620	614	628	684	664	625	689	616			
Tour / Lap 4	622	623	603	633	602	688	650	613	631	612	609	669	607	626	618	608	617	615	620	614	684	628	664	625	689	616			
Tour / Lap 5	622	623	603	633	602	688	613	650	631	612	609	669	607	626	618	615	617	620	608	684	614	628	689	664	625	616			
Tour / Lap 6	622	623	603	633	602	688	613	631	650	612	609	669	607	618	626	615	617	620	608	684	614	689	628	664	625	616			
Tour / Lap 7	622	623	603	633	602	688	613	631	650	612	609	669	607	618	615	617	620	626	684	608	689	614	628	625	664	616			
Tour / Lap 8	622	623	603	602	633	688	613	631	650	612	609	669	607	615	617	620	618	626	684	689	608	614	628	625	664	616			
Tour / Lap 9	622	623	603	602	633	688	631	613	650	609	612	669	607	615	617	620	618	626	689	684	608	614	628	625	664	616			
Tour / Lap 10	622	623	603	602	633	688	631	613	650	609	669	612	607	617	615	620	618	626	689	684	608	628	625	616	664	614			
Tour / Lap 11	622	623	603	602	688	633	613	631	650	609	669	612	607	617	620	615	618	626	689	684	608	628	625	616	664				
Tour / Lap 12	622	623	603	602	688	633	613	631	650	609	669	612	607	617	620	615	618	689	626	684	608	628	616	625	664				

X30 Super (Sup) Heat 2

Classement / Classification

Cl Rnk	N° No.	Concurrent Entrant	Pilote Driver	Nat	Nat	Tours Laps	Ecart Gap	M.Tour B.Lap	Vitesse Speed	Pénalité Penalty	Points
1	622	MMC Racing	BREYSSE Kevin	FRA		12		49.851	90,70		0
2	623	LM Karting	RICCI Thomas	FRA		12	+1.368	50.043	90,35		2
3	650	Van Bogaert Peter	VAN BOGAERT Lennert	BEL		12	+1.789	50.055	90,33		3
4	602	RSD Karting	COMPERE Victor	FRA		12	+2.341	49.915	90,58		4
5	633	PF International	LITCHFIELD Mark	GBR		12	+3.073	50.035	90,36		5
6	689	PDB Racing Team	GREENFIELD Taylor	PER		12	+3.366	49.973	90,48		6
7	675	CG Racing	GODEFROID William	BEL		12	+4.110	49.901	90,61		7
8	688	Karting Club Condroz	POTTY Maxime	BEL		12	+4.553	49.994	90,44		8
9	669	MMC Racing	PRETTE Louis	MON		12	+7.245	50.208	90,05		9
10	616	Ludo Racing	MIDALI Luca	FRA		12	+10.264	50.193	90,08		10
11	612	KC Condroz	DRION Maxime	BEL		12	+10.880	50.263	89,95		11
12	607	RSD Karting	DESPLAT Nelson	FRA		12	+14.043	50.456	89,61		12
13	609	Rongier Jean-Luc	RONGIER Quentin	FRA		12	+14.125	50.415	89,68		13
14	618	Rossi Giacomo	ROSSI Giacomo	ITA		12	+14.820	50.268	89,94		14
15	608	Spirit Karting	MAZOU Hicham	SUI		12	+14.917	50.406	89,70		15
16	684	Solinas Sebastiano	SOLINAS Sebastiano	ITA		12	+15.085	50.516	89,50		16
17	628	Pedranzini Patrick	PEDRANZINI Patrick	ITA		12	+17.173	50.665	89,24		17
18	617	Girard Ingrid	GIRARD Ingrid	FRA		12	+17.840	49.862	90,68	+10.000	18
19	615	Picot	PICOT Nicolas	FRA		12	+19.242	50.168	90,12	+10.000	19
20	664	Riva	RIVA Luca	ITA		12	+21.328	51.260	88,20		20
21	625	Sansone Team Compétition	SANSONE Antoine	FRA		12	+21.616	51.025	88,61		21
22	626	Nerguti Compétition	NERGUTI Alban	FRA		12	+23.433	50.457	89,61	+10.000	22
23	614	Kartomanie	ROMULUS Lucas	FRA		12	+24.626	50.954	88,73		23
24	613	VDK Racing	COLLIGNON Corentin	FRA		12	+34.541	50.152	90,15	+10.000	24
25	620	PDB Racing Team	OBBERG Viktor	SWE		10	+2 Laps	50.156	90,15		25
26	631	De Pauw	DE PAUW Ulysse	BEL		3	+9 Laps	53.032	85,26		26
27	603	Evokart Srl	MAESTRANZI Marco	ITA		1	+11 Laps	52.595	85,97		27

Meilleur tour / Best lap: 622 BREYSSE Kevin - 49.851

Abandons / DNFs

601	KK-Racing	DAUENHAUER Tobias	GER		30
-----	-----------	-------------------	-----	--	----

N° 613 - 617 - 626 Pénalité 10 secondes / Time penalty of 10s : Carénage avant mal installé / Incorrectly installed front fairing

N° 615 Pénalité 10 secondes / Time penalty of 10s : ART. 2.24 : Incident de course : Collision avec le pilote n°613 Rapport n° 18

Sous réserve du contrôle technique ou de fait sportif

Le Chronométrage



Affiché à

Le Président du Collège

X30 Super (Sup) Heat 2

Historique / Records

Tour	Secteur 1	Secteur 2	Secteur 3	Temps
Lap	Sector 1	Sector 2	Sector 3	Time

602 COMPERE Victor

START				
	24.763			
1	19.516			52.639
2	17.764		2:29.949	51.494
3	17.644			50.384
4	17.542	13.260	19.412	50.214
5	17.562	13.157	19.370	50.089
6	17.572			50.017
7	17.585	13.153	19.300	50.038
8	17.588	13.208	19.515	50.311
9	17.463	13.133	19.335	49.931
10	17.439	13.254	19.280	49.973
11	17.456	13.168	19.291	49.915
FINISH				
12	17.439	13.177	19.323	49.939

603 MAESTRANZI Marco

START				
	24.095			
1	18.950			52.595
FINISH				

607 DESPLAT Nelson

START				
	26.890			
1	20.437			54.479
2	17.881		3:45.589	51.397
3	17.975			51.566
4	17.851	13.402	19.646	50.899
5	17.760	13.596	20.009	51.365
6	17.802	13.360	19.823	50.985
7	17.709	13.294	19.596	50.599
8	17.708	13.238	19.582	50.528
9	17.658	13.227	19.571	50.456

Tour	Secteur 1	Secteur 2	Secteur 3	Temps
Lap	Sector 1	Sector 2	Sector 3	Time

10	17.647	13.358	19.701	50.706
11	17.674	13.304	19.605	50.583
FINISH				
12	17.742	14.189	20.146	52.077

608 MAZOU Hicham

START				
	27.015			
1	20.932			55.376
2	17.943		3:45.991	51.829
3	18.066			51.274
4	17.780	13.634	20.322	51.736
5	18.045	13.370	19.926	51.341
6	17.773	13.387	19.627	50.787
7	17.713	13.301	19.602	50.616
8	17.556	13.317	19.571	50.444
9	17.688	13.415	19.610	50.713
10	17.633	13.244	19.529	50.406
11	17.571	13.343	19.521	50.435
FINISH				
12	17.546	13.381	20.077	51.004

609 RONGIER Quentin

START				
	26.665			
1	20.883			54.930
2	18.037		3:46.075	51.508
3	17.903			51.891
4	17.883	13.570	20.078	51.531
5	17.741	13.350	19.619	50.710
6	17.633	13.311	19.724	50.668
7	17.635	13.366	19.663	50.664
8	17.643	13.318	19.881	50.842
9	17.661	13.299	19.563	50.523
10	17.500	13.272	19.651	50.423
11	17.587	13.272	19.556	50.415
FINISH				

X 30 CHALLENGE EUROPA 2016

X30 Super

(Sup) Heat 2

Historique / Records

Tour	Secteur 1	Secteur 2	Secteur 3	Temps
Lap	Sector 1	Sector 2	Sector 3	Time
12	17.571	13.767	19.914	51.252

612 DRION Maxime

START				
	26.810			
1	20.084			53.975
2	17.820		3:46.193	51.817
3	17.990			52.406
4	17.887	13.638	19.559	51.084
5	17.763	13.327	19.539	50.629
6	17.804	13.364	19.554	50.722
7	17.641	13.261	19.482	50.384
8	17.626	13.248	19.476	50.350
9	17.558	13.231	19.474	50.263
10	17.563	13.260	19.477	50.300
11	17.623	13.242	19.487	50.352
FINISH				
12	17.582	13.259	19.486	50.327

613 COLLIGNON Corentin

START				
	25.214			
1	19.544			53.022
2	17.720		2:31.022	52.719
3	17.708			50.519
4	17.647	13.334	19.630	50.611
5	17.614	13.306	19.426	50.346
6	17.586	13.311	19.433	50.330
7	17.544	13.736	19.857	51.137
8	17.573	13.273	19.371	50.217
9	17.564	13.318	19.397	50.279
10	17.490	13.263	19.399	50.152
11	17.843	13.245	19.280	50.368
FINISH				
12	17.435	13.286	36.601	1:07.322

Tour	Secteur 1	Secteur 2	Secteur 3	Temps
Lap	Sector 1	Sector 2	Sector 3	Time

614 ROMULUS Lucas

START				
	26.814			
1	20.669			54.854
2	17.914		3:44.447	51.714
3	22.702			57.289
4	18.368	13.694	20.044	52.106
5	17.976	13.623	19.890	51.489
6	17.990	13.677	19.838	51.505
7	17.774	13.605	19.754	51.133
8	17.781	13.505	19.753	51.039
9	17.747	13.524	19.683	50.954
10	17.780	13.476	19.773	51.029
11	17.786	13.531	19.707	51.024
FINISH				
12	17.771	13.577	19.777	51.125

615 PICOT Nicolas

START				
	26.869			
1	20.299			53.657
2	17.807		3:45.333	51.645
3	18.014			51.033
4	17.566	13.298	19.555	50.419
5	17.518	13.200	19.480	50.198
6	17.530	13.221	19.427	50.178
7	17.456	13.325	19.387	50.168
8	17.527	13.263	19.395	50.185
9	17.467	13.187	19.522	50.176
10	17.509	13.299	19.446	50.254
11	17.495	13.298	19.856	50.649
FINISH				
12	17.525	13.358	21.525	52.408

616 MIDALI Luca

X 30 CHALLENGE EUROPA 2016

X30 Super

(Sup) Heat 2

Historique / Records

Tour	Secteur 1	Secteur 2	Secteur 3	Temps
Lap	Sector 1	Sector 2	Sector 3	Time
START				
	25.557			
1	20.351			53.741
2	17.847		2:30.916	52.193
3	18.301			52.481
4	17.877	13.641	19.680	51.198
5	17.673	13.383	19.604	50.660
6	17.620	13.345	19.506	50.471
7	17.654	13.301	19.444	50.399
8	17.620	13.251	19.383	50.254
9	17.629	13.285	19.497	50.411
10	17.563	13.256	19.374	50.193
11	17.609	13.324	19.382	50.315
FINISH				
12	17.607	13.204	19.591	50.402

617 GIRARD Ingrid

Tour	Secteur 1	Secteur 2	Secteur 3	Temps
Lap	Sector 1	Sector 2	Sector 3	Time
START				
	25.626			
1	20.228			53.836
2	17.673		2:29.922	52.086
3	18.013			52.263
4	17.845	13.407	19.496	50.748
5	17.696	13.439	19.527	50.662
6	17.407	13.287	19.366	50.060
7	17.466	13.250	19.365	50.081
8	17.466	13.223	19.315	50.004
9	17.387	13.203	19.358	49.948
10	17.376	13.203	19.283	49.862
11	17.457	13.223	19.265	49.945
FINISH				
12	17.393	13.256	19.757	50.406

618 ROSSI Giacomo

Tour	Secteur 1	Secteur 2	Secteur 3	Temps
Lap	Sector 1	Sector 2	Sector 3	Time
START				
	26.891			
1	20.749			54.584

Tour	Secteur 1	Secteur 2	Secteur 3	Temps
Lap	Sector 1	Sector 2	Sector 3	Time
2	17.884		3:44.978	51.449
3	17.890			51.908
4	17.794	13.858	20.633	52.285
5	18.085	13.367	19.631	51.083
6	17.696	13.320	19.525	50.541
7	17.650	13.236	19.498	50.384
8	17.550	13.253	19.582	50.385
9	17.582	13.281	19.496	50.359
10	17.531	13.302	19.435	50.268
11	17.672	13.278	19.517	50.467
FINISH				
12	17.682	14.209	20.455	52.346

620 OBERG Viktor

Tour	Secteur 1	Secteur 2	Secteur 3	Temps
Lap	Sector 1	Sector 2	Sector 3	Time
START				
	26.096			
1	20.541			54.349
2	17.753		3:46.116	51.162
3	17.767			51.119
4	17.686	13.302	19.462	50.450
5	17.514	13.233	19.481	50.228
6	17.584	13.233	19.412	50.229
7	17.536	13.212	19.408	50.156
8	17.586	13.202	19.401	50.189
9	17.569	13.298	19.378	50.245
10	17.631	13.241	19.395	50.267
FINISH				

622 BREYSSE Kevin

Tour	Secteur 1	Secteur 2	Secteur 3	Temps
Lap	Sector 1	Sector 2	Sector 3	Time
	14.365	20.089		
START				
	24.127			
1	18.372			51.350
2	17.642		2:30.407	50.443
3	17.540			50.297
4	17.592	13.374	19.547	50.513
5	17.576	13.289	19.329	50.194
6	17.549			50.096

X 30 CHALLENGE EUROPA 2016

X30 Super

(Sup) Heat 2

Historique / Records

Tour	Secteur 1	Secteur 2	Secteur 3	Temps
Lap	Sector 1	Sector 2	Sector 3	Time
7	17.593	13.215	19.325	50.133
8	17.502	13.200	19.328	50.030
9	17.378	13.153	19.320	49.851
10	17.425	13.241	19.263	49.929
11	17.474	13.238	19.343	50.055
FINISH				
12	17.534	13.302	19.339	50.175

623 RICCI Thomas

START				
24.002				
1	18.995			52.099
2	17.796		2:31.242	50.652
3	17.593			50.212
4	17.584	13.277	19.477	50.338
5	17.550	13.226	19.412	50.188
6	17.567			50.256
7	17.522	13.215	19.361	50.098
8	17.512	13.195	19.336	50.043
9	17.553	13.227	19.363	50.143
10	17.556	13.238	19.351	50.145
11	17.430	13.237	19.398	50.065
FINISH				
12	17.544	13.207	19.328	50.079

625 SANSONE Antoine

START				
26.047				
1	20.694			55.408
2	18.222		3:44.449	52.564
3	18.459			52.502
4	17.829	13.625	19.922	51.376
5	17.883	13.594	20.094	51.571
6	17.955	13.586	19.731	51.272
7	17.781	13.510	19.782	51.073
8	17.847	13.506	19.672	51.025
9	17.830	13.527	19.681	51.038

Tour	Secteur 1	Secteur 2	Secteur 3	Temps
Lap	Sector 1	Sector 2	Sector 3	Time
10	17.790	13.541	19.747	51.078
11	17.813	13.747	19.844	51.404
FINISH				
12	17.816	13.501	19.952	51.269

626 NERGUTI Alban

START				
26.798				
1	20.580			54.611
2	17.876		3:45.203	51.554
3	17.789			51.685
4	17.926	14.158	20.012	52.096
5	17.694	13.276	19.617	50.587
6	17.617	13.298	19.577	50.492
7	17.696	13.277	19.568	50.541
8	17.675	13.316	19.575	50.566
9	17.745	13.239	19.599	50.583
10	17.604	13.287	19.566	50.457
11	17.721	13.250	19.497	50.468
FINISH				
12	17.755	13.711	19.835	51.301

628 PEDRANZINI Patrick

START				
26.179				
1	21.210			55.715
2	18.035		3:45.727	51.996
3	17.956			51.482
4	17.900	13.567	19.977	51.444
5	17.794	13.495	19.718	51.007
6	17.859	13.465	19.779	51.103
7	17.783	13.487	19.716	50.986
8	17.714	13.464	19.688	50.866
9	17.610	13.455	19.600	50.665
10	17.663	13.398	19.774	50.835
11	17.707	13.593	19.672	50.972
FINISH				

X 30 CHALLENGE EUROPA 2016

X30 Super

(Sup) Heat 2

Historique / Records

Tour	Secteur 1	Secteur 2	Secteur 3	Temps
Lap	Sector 1	Sector 2	Sector 3	Time
12	17.564	13.469	19.821	50.854

631 DE PAUW Ulysse

START				
	24.303			
1	19.386			53.032
2	17.693		2:37.104	57.541
3	18.647			54.689
FINISH				

633 LITCHFIELD Mark

START				
	24.589			
1	18.971			52.189
2	17.798		2:29.433	50.847
3	17.742			50.553
4	17.651	13.209	19.493	50.353
5	17.656	13.199	19.518	50.373
6	17.543			50.194
7	17.594	13.129	19.444	50.167
8	17.603	13.226	19.846	50.675
9	17.526	13.137	19.372	50.035
10	17.505	13.145	19.439	50.089
11	17.487	13.175	19.384	50.046
FINISH				
12	17.549	13.143	19.426	50.118

650 VAN BOGAERT Lennert

START				
	24.159			
1	18.769			51.834
2	17.712		2:29.623	50.600
3	17.555			50.261
4	17.556	13.308	19.447	50.311

Tour	Secteur 1	Secteur 2	Secteur 3	Temps
Lap	Sector 1	Sector 2	Sector 3	Time
5	17.521	13.275	19.476	50.272
6	17.612			50.249
7	17.465	13.279	19.364	50.108
8	17.522	13.181	19.352	50.055
9	17.570	13.266	19.738	50.574
10	17.520	13.266	19.414	50.200
11	17.468	13.204	19.466	50.138
FINISH				
12	17.477	13.255	19.418	50.150

664 RIVA Luca

START				
	25.910			
1	20.894			55.723
2	18.137		3:43.873	52.091
3	18.005			51.589
4	17.987	13.535	19.880	51.402
5	18.124	13.543	19.858	51.525
6	18.123	13.517	19.875	51.515
7	18.028	13.568	19.832	51.428
8	17.926	13.516	19.864	51.306
9	17.926	13.555	19.779	51.260
10	18.041	13.582	19.760	51.383
11	17.979	13.582	19.793	51.354
FINISH				
12	17.888	13.497	19.963	51.348

669 PRETTE Louis

START				
	25.774			
1	19.737			53.046
2	17.878		3:45.557	51.564
3	17.769			50.846
4	17.673	13.631	19.548	50.852
5	17.660	13.215	19.356	50.231
6	17.539	13.252	19.417	50.208
7	17.627	13.281	19.497	50.405

X 30 CHALLENGE EUROPA 2016

X30 Super

(Sup) Heat 2

Historique / Records

Tour	Secteur 1	Secteur 2	Secteur 3	Temps
Lap	Sector 1	Sector 2	Sector 3	Time
8	17.623	13.242	19.428	50.293
9	17.605	13.291	19.460	50.356
10	17.600	13.560	19.535	50.695
11	17.543	13.158	19.624	50.325
FINISH				
12	17.544	13.363	19.660	50.567

675 GODEFROID William

START				
25.761				
1	20.079			53.516
2	17.786	3:45.721		51.564
3	17.589			50.360
4	17.717	13.344	19.507	50.568
5	17.523	13.225	19.426	50.174
6	17.417			49.951
7	17.457	13.190	19.400	50.047
8	17.518	13.194	19.336	50.048
9	17.460	13.136	19.343	49.939
10	17.448	13.178	19.387	50.013
11	17.560	13.144	19.349	50.053
FINISH				
12	17.418	13.124	19.359	49.901

688 POTTY Maxime

START				
25.740				
1	20.082			53.395
2	17.867	2:29.655		51.550
3	17.753			50.505
4	17.604	13.219	19.467	50.290
5	17.567	13.175	19.441	50.183
6	17.568			50.165
7	17.513	13.141	19.437	50.091
8	17.472	13.112	19.410	49.994
9	17.521	13.141	19.716	50.378
10	17.537	13.178	19.362	50.077

Tour	Secteur 1	Secteur 2	Secteur 3	Temps
Lap	Sector 1	Sector 2	Sector 3	Time
11	17.527	13.175	19.474	50.176
FINISH				
12	17.416	13.152	19.441	50.009

689 GREENFIELD Taylor

START				
25.392				
1	19.457			52.953
2	17.833	2:28.570		51.392
3	17.665			50.438
4	17.489	13.261	19.537	50.287
5	17.519	13.220	19.400	50.139
6	17.521			50.183
7	17.458	13.247	19.419	50.124
8	17.434	13.237	19.424	50.095
9	17.525	13.163	19.353	50.041
10	17.447	13.196	19.330	49.973
11	17.442	13.210	19.332	49.984
FINISH				
12	17.484	13.202	19.356	50.042

X30 Super (Sup) Heat 2

Tour par tour / Lap by lap

Grille / Grid	622	623	650	603	631	633	602	613	616	688	689	617	669	620	675	612	615	607	609	626	618	684	608	628	601	614	664	625
---------------	-----	-----	-----	-----	-----	-----	-----	-----	-----	-----	-----	-----	-----	-----	-----	-----	-----	-----	-----	-----	-----	-----	-----	-----	-----	-----	-----	-----

	1.	2.	3.	4.	5.	6.	7.	8.	9.	10.	11.	12.	13.	14.	15.	16.	17.	18.	19.	20.	21.	22.	23.	24.	25.	26.	27.	28.
Départ / Start	622	650	623	603	631	602	633	613	616	689	688	669	617	675	620	612	615	607	626	684	618	609	608	628	614	664	625	
Tour / Lap 1	622	650	623	633	603	602	631	613	689	669	688	616	675	617	615	612	620	607	626	618	684	609	614	608	628	664	625	
Tour / Lap 2	622	650	623	633	602	689	669	688	675	613	616	615	620	617	612	607	626	618	684	609	614	608	628	664	631	625		
Tour / Lap 3	622	650	623	633	602	689	688	669	675	613	615	620	607	616	617	626	612	618	684	609	608	628	664	625	631	614		
Tour / Lap 4	622	650	623	633	602	689	688	675	669	613	615	620	607	617	616	612	626	609	684	618	608	628	664	625	614			
Tour / Lap 5	622	650	623	633	602	689	688	675	669	613	615	620	617	616	607	612	626	609	618	684	608	628	664	625	614			
Tour / Lap 6	622	650	623	633	602	689	688	675	669	613	615	620	617	616	612	607	626	609	618	684	608	628	664	625	614			
Tour / Lap 7	622	650	623	633	602	689	688	675	669	615	620	613	617	616	612	607	626	609	618	608	684	628	664	625	614			
Tour / Lap 8	622	650	623	602	633	689	688	675	669	615	620	613	617	616	612	607	626	618	609	608	684	628	664	625	614			
Tour / Lap 9	622	623	650	602	633	689	675	688	669	615	620	613	617	616	612	607	626	618	609	608	684	628	664	625	614			
Tour / Lap 10	622	623	650	602	633	689	675	688	615	669	620	613	617	616	612	607	626	618	609	608	684	628	664	625	614			
Tour / Lap 11	622	623	650	602	633	689	675	688	669	615	613	617	616	612	607	626	618	609	608	684	628	664	625	614				
Tour / Lap 12	622	623	650	602	633	689	675	688	669	617	615	616	612	626	607	609	618	608	684	628	664	625	613	614				

X30 Super (Sup) Heat 3

Classement / Classification

Cl Rnk	N° No.	Concurrent Entrant	Pilote Driver	Nat	Nat	Tours Laps	Ecart Gap	M.Tour B.Lap	Vitesse Speed	Pénalité Penalty	Points
1	622	MMC Racing	BREYSSE Kevin	FRA		12		50.045	90,35		0
2	631	De Pauw	DE PAUW Ulysse	BEL		12	+2.144	49.943	90,53		2
3	603	Evokart Srl	MAESTRANZI Marco	ITA		12	+2.417	50.089	90,27		3
4	602	RSD Karting	COMPERE Victor	FRA		12	+2.725	49.995	90,44		4
5	623	LM Karting	RICCI Thomas	FRA		12	+3.035	49.864	90,67		5
6	688	Karting Club Condroz	POTTY Maxime	BEL		12	+4.324	50.186	90,09		6
7	633	PF International	LITCHFIELD Mark	GBR		12	+5.204	50.186	90,09		7
8	615	Picot	PICOT Nicolas	FRA		12	+5.474	50.104	90,24		8
9	650	Van Bogaert Peter	VAN BOGAERT Lennert	BEL		12	+5.762	50.180	90,10		9
10	620	PDB Racing Team	OBERG Viktor	SWE		12	+5.905	50.130	90,19		10
11	689	PDB Racing Team	GREENFIELD Taylor	PER		12	+6.288	50.094	90,26		11
12	617	Girard Ingrid	GIRARD Ingrid	FRA		12	+6.428	50.082	90,28		12
13	669	MMC Racing	PRETTE Louis	MON		12	+6.771	50.296	89,89		13
14	675	CG Racing	GODEFROID William	BEL		12	+7.610	50.174	90,11		14
15	612	KC Condroz	DRION Maxime	BEL		12	+8.793	50.282	89,92		15
16	607	RSD Karting	DESPLAT Nelson	FRA		12	+11.816	50.477	89,57		16
17	616	Ludo Racing	MIDALI Luca	FRA		12	+11.880	50.357	89,79		17
18	618	Rossi Giacomo	ROSSI Giacomo	ITA		12	+12.019	50.509	89,52		18
19	684	Solinas Sebastiano	SOLINAS Sebastiano	ITA		12	+13.807	50.588	89,38		19
20	614	Kartomanie	ROMULUS Lucas	FRA		12	+14.205	50.682	89,21		20
21	613	VDK Racing	COLLIGNON Corentin	FRA		12	+19.766	50.243	89,99	+10.000	21
22	626	Nerguti Compétition	NERGUTI Alban	FRA		12	+21.373	50.913	88,81		22
23	625	Sansone Team Compétition	SANSONE Antoine	FRA		12	+22.947	51.228	88,26		23
24	608	Spirit Karting	MAZOU Hicham	SUI		12	+23.352	50.584	89,38		24
25	664	Riva	RIVA Luca	ITA		12	+24.931	51.304	88,13		25
26	609	Rongier Jean-Luc	RONGIER Quentin	FRA		4	+8 Laps	51.064	88,54		26
27	628	Pedranzini Patrick	PEDRANZINI Patrick	ITA		2	+10 Laps	51.874	87,16		27

Meilleur tour / Best lap: 623 RICCI Thomas - 49.864

Abandons / DNFs

601	KK-Racing	DAUENHAUER Tobias	GER		30
-----	-----------	-------------------	-----	--	----

N° 613 N° 33 Pénalité 10 secondes / Time penalty of 10s : Carénage avant mal installé / Incorrectly installed front fairing

Sous réserve du contrôle technique ou de fait sportif

Le Chronométrage



Affiché à

Le Président du Collège

X30 Super (Sup) Heat 3

Historique / Records

Tour	Secteur 1	Secteur 2	Secteur 3	Temps
Lap	Sector 1	Sector 2	Sector 3	Time

602 COMPERE Victor

START				
	18.460	31.874	50.715	
1	19.507	13.693	20.183	53.383
2	17.852			51.186
3	17.785	13.314	19.519	50.618
4	17.667	13.287	19.568	50.522
5	17.734			50.461
6	17.666			50.332
7	17.562	13.247	19.350	50.159
8	17.521	13.169	19.312	50.002
9	17.446	13.204	19.348	49.998
10	17.492	13.161	19.342	49.995
11	17.458	13.218	19.525	50.201
FINISH				
12	17.606	13.203	19.368	50.177

603 MAESTRANZI Marco

START				
	18.309	31.102	52.114	
1	19.018	13.696	19.778	52.492
2	17.798			50.771
3	17.739	13.345	19.524	50.608
4	17.627	13.378	19.420	50.425
5	17.649			50.424
6	17.633			50.391
7	17.551	13.298	19.395	50.244
8	17.636	13.279	19.376	50.291
9	17.567	13.232	19.290	50.089
10	17.498	13.278	19.406	50.182
11	17.619	13.635	19.525	50.779
FINISH				
12	17.563	13.271	19.345	50.179

607 DESPLAT Nelson

--	--	--	--	--

Tour	Secteur 1	Secteur 2	Secteur 3	Temps
Lap	Sector 1	Sector 2	Sector 3	Time

START				
	18.621	31.694	47.739	
1	19.775	14.151	20.503	54.429
2	18.239	13.567	19.800	51.606
3	17.955	13.466	19.814	51.235
4	17.682	13.485	20.186	51.353
5	17.745			50.760
6	17.762			50.711
7	17.599	13.291	19.587	50.477
8	17.718	13.592	19.693	51.003
9	17.620	13.339	19.572	50.531
10	17.614	13.406	19.589	50.609
11	17.602	13.352	19.542	50.496
FINISH				
12	17.757	13.448	20.335	51.540

608 MAZOU Hicham

START				
	18.464	29.799	47.408	
1	20.243	20.171	20.220	1:00.634
2	18.242	13.789	19.871	51.902
3	18.551	13.487	19.784	51.822
4	17.747	13.496	20.218	51.461
5	17.858			50.978
6	17.826			50.982
7	17.742	13.473	19.832	51.047
8	17.801	13.332	19.765	50.898
9	17.789	13.403	20.018	51.210
10	17.686	13.402	22.069	53.157
11	18.031	13.426	19.780	51.237
FINISH				
12	17.699	13.339	19.546	50.584

609 RONGIER Quentin

START				
	18.563	30.644	48.475	
1	19.599	14.249	20.415	54.263

X 30 CHALLENGE EUROPA 2016

X30 Super

(Sup) Heat 3

Historique / Records

Tour	Secteur 1	Secteur 2	Secteur 3	Temps
Lap	Sector 1	Sector 2	Sector 3	Time
2	18.270	13.893	20.365	52.528
3	17.980	13.570	19.804	51.354
4	17.858	13.507	19.699	51.064
FINISH				

612 DRION Maxime

START				
	18.668	31.521	48.048	
1	19.516	13.813	20.593	53.922
2	18.435	13.581	19.953	51.969
3	17.926	13.363	19.791	51.080
4	17.724	13.540	19.597	50.861
5	17.763			50.601
6	17.668			50.774
7	17.755	13.278	19.523	50.556
8	17.686	13.259	19.476	50.421
9	17.626	13.225	19.431	50.282
10	17.653	13.245	19.525	50.423
11	17.683	13.353	19.456	50.492
FINISH				
12	17.689	13.273	19.494	50.456

613 COLLIGNON Corentin

START				
		23.857	42.395	
1	20.499	14.179	20.236	54.914
2	18.119	13.620	19.851	51.590
3	17.812	13.517	19.762	51.091
4	17.695	13.405	19.441	50.541
5	17.650			50.459
6	17.751			50.526
7	17.571	13.354	19.369	50.294
8	17.542	13.346	19.395	50.283
9	17.517	13.338	19.388	50.243
10	17.561	13.329	19.469	50.359
11	17.596	13.322	19.518	50.436
FINISH				
12	17.806	13.300	19.376	50.482

Tour	Secteur 1	Secteur 2	Secteur 3	Temps
Lap	Sector 1	Sector 2	Sector 3	Time

614 ROMULUS Lucas

START				
	18.677	30.631	45.981	
1	21.062	14.065	20.078	55.205
2	18.073	13.552	19.897	51.522
3	17.870	13.538	19.707	51.115
4	17.949	13.474	19.864	51.287
5	17.713			50.682
6	17.822			50.866
7	17.763	13.398	19.627	50.788
8	18.523	13.512	19.736	51.771
9	17.829	13.458	19.480	50.767
10	17.755	13.386	19.615	50.756
11	17.781	13.457	19.564	50.802
FINISH				
12	17.768	13.393	19.656	50.817

615 PICOT Nicolas

START				
	18.492	31.353	48.569	
1	19.470	13.580	19.907	52.957
2	17.786			51.254
3	17.777	13.283	19.925	50.985
4	17.692	13.279	19.586	50.557
5	17.603			50.406
6	17.782			50.506
7	17.502	13.255	19.419	50.176
8	17.545	13.245	19.362	50.152
9	17.523	13.135	19.446	50.104
10	17.503	13.239	19.690	50.432
11	17.685	13.314	19.639	50.638
FINISH				
12	17.562	13.501	19.583	50.646

616 MIDALI Luca

X 30 CHALLENGE EUROPA 2016

X30 Super

(Sup) Heat 3

Historique / Records

Tour	Secteur 1	Secteur 2	Secteur 3	Temps
Lap	Sector 1	Sector 2	Sector 3	Time
START				
	18.614	31.863	50.582	
1	19.566	13.733	21.456	54.755
2	18.322	13.756	19.987	52.065
3	17.875	13.377	19.696	50.948
4	17.841	13.826	20.132	51.799
5	17.782			51.477
6	17.815			51.070
7	17.708	13.333	19.472	50.513
8	17.746	13.370	19.520	50.636
9	17.745	13.346	19.527	50.618
10	17.630	13.324	19.418	50.372
11	17.582	13.295	19.480	50.357
FINISH				
12	17.693	13.354	20.294	51.341

Tour	Secteur 1	Secteur 2	Secteur 3	Temps
Lap	Sector 1	Sector 2	Sector 3	Time
2	18.080	13.709	19.809	51.598
3	17.932	13.883	19.711	51.526
4	17.858	13.388	19.705	50.951
5	17.813			50.837
6	17.724			50.705
7	17.722	13.554	19.660	50.936
8	17.802	13.312	19.587	50.701
9	17.736	13.576	19.621	50.933
10	17.706	13.307	19.636	50.649
11	17.679	13.293	19.537	50.509
FINISH				
12	17.665	13.337	19.849	50.851

617 GIRARD Ingrid

Tour	Secteur 1	Secteur 2	Secteur 3	Temps
Lap	Sector 1	Sector 2	Sector 3	Time
START				
	18.654	31.500	49.673	
1	20.040	14.459	20.245	54.744
2	18.100	13.515	19.749	51.364
3	17.674	13.396	19.568	50.638
4	17.634	13.355	19.540	50.529
5	17.532			50.323
6	17.565			50.271
7	17.648	13.245	19.477	50.370
8	17.445	13.269	19.368	50.082
9	17.478	13.274	19.403	50.155
10	17.427	13.236	19.472	50.135
11	17.602	13.355	19.941	50.898
FINISH				
12	17.867	13.297	19.473	50.637

618 ROSSI Giacomo

Tour	Secteur 1	Secteur 2	Secteur 3	Temps
Lap	Sector 1	Sector 2	Sector 3	Time
START				
	19.228	30.338	47.370	
1	19.904	14.137	20.636	54.677

620 OBERG Viktor

Tour	Secteur 1	Secteur 2	Secteur 3	Temps
Lap	Sector 1	Sector 2	Sector 3	Time
START				
	18.298	31.645	48.877	
1	19.669	13.914	20.652	54.235
2	17.975			51.129
3	17.695	13.268	19.616	50.579
4	17.665	13.310	19.504	50.479
5	17.625			50.319
6	17.692			50.360
7	17.626	13.277	19.474	50.377
8	17.516	13.188	19.426	50.130
9	17.514	13.226	19.438	50.178
10	17.591	13.243	19.560	50.394
11	17.592	13.401	19.668	50.661
FINISH				
12	17.582	13.236	19.685	50.503

622 BREYSSE Kevin

Tour	Secteur 1	Secteur 2	Secteur 3	Temps
Lap	Sector 1	Sector 2	Sector 3	Time
START				
	18.245	31.796	53.167	
1	18.532	13.539	19.677	51.748
2	17.806			50.808
3	17.680	13.415	19.507	50.602
4	17.584	13.326	19.498	50.408

X 30 CHALLENGE EUROPA 2016

X30 Super

(Sup) Heat 3

Historique / Records

Tour	Secteur 1	Secteur 2	Secteur 3	Temps
Lap	Sector 1	Sector 2	Sector 3	Time
5	17.534			50.233
6	17.482			50.141
7	17.426	13.285	19.350	50.061
8	17.436	13.248	19.383	50.067
9	17.469	13.222	19.360	50.051
10	17.388	13.257	19.400	50.045
11	17.494	13.237	19.396	50.127
FINISH				
12	17.484	13.366	19.527	50.377

623 RICCI Thomas

START				
	18.353	31.466	53.107	
1	18.770	13.616	19.751	52.137
2	17.898			51.010
3	17.649	13.345	19.539	50.533
4	17.614	13.313	19.612	50.539
5	17.630			50.811
6	17.665			50.388
7	17.569	13.240	19.389	50.198
8	17.654	13.579	19.548	50.781
9	17.590	13.252	19.327	50.169
10	17.428	13.140	19.296	49.864
11	17.548	13.394	19.842	50.784
FINISH				
12	17.713	13.291	19.359	50.363

625 SANSONE Antoine

START				
	19.750	27.583	45.792	
1	20.305	14.658	20.356	55.319
2	18.424	14.023	20.027	52.474
3	18.020	13.784	20.007	51.811
4	18.020	13.647	19.856	51.523
5	17.964			51.852
6	17.935			51.565
7	17.921	13.589	19.931	51.441

Tour	Secteur 1	Secteur 2	Secteur 3	Temps
Lap	Sector 1	Sector 2	Sector 3	Time
8	17.855	13.695	19.847	51.397
9	17.924	13.523	20.360	51.807
10	18.087	13.574	20.415	52.076
11	17.872	13.508	19.848	51.228
FINISH				
12	17.891	13.618	19.817	51.326

626 NERGUTI Alban

START				
	18.892	31.589	47.134	
1	20.266	19.891	20.453	1:00.610
2	18.284	14.089	19.934	52.307
3	18.014	13.531	19.771	51.316
4	17.855	13.809	19.738	51.402
5	17.824			51.044
6	17.729			50.934
7	17.893	13.485	19.732	51.110
8	17.769	13.483	19.661	50.913
9	17.782	13.495	19.746	51.023
10	17.877	13.423	20.180	51.480
11	17.795	13.482	19.747	51.024
FINISH				
12	17.833	13.457	19.638	50.928

628 PEDRANZINI Patrick

START				
	18.658	30.309	46.327	
1	20.471	14.720	20.791	55.982
2	18.226	13.595	20.053	51.874
FINISH				

631 DE PAUW Ulysse

START				
	18.660	31.287	51.417	

X 30 CHALLENGE EUROPA 2016

X30 Super

(Sup) Heat 3

Historique / Records

Tour Lap	Secteur 1 Sector 1	Secteur 2 Sector 2	Secteur 3 Sector 3	Temps Time
1	19.403	13.773	20.115	53.291
2	17.828			51.000
3	17.723	13.309	19.556	50.588
4	17.635	13.370	19.627	50.632
5	17.530			50.211
6	17.435			49.999
7	17.457	13.188	19.298	49.943
8	17.589	13.368	19.371	50.328
9	17.483	13.237	19.360	50.080
10	17.446	13.179	19.376	50.001
11	17.554	13.347	19.523	50.424
FINISH				
12	17.451	13.246	19.352	50.049

633 LITCHFIELD Mark

START				
	18.653	31.476	51.163	
1	19.216	13.606	20.040	52.862
2	17.823			50.977
3	17.823	13.326	19.616	50.765
4	17.711	13.641	19.649	51.001
5	17.710			50.459
6	17.617			50.660
7	17.584	13.249	19.506	50.339
8	17.546	13.216	19.424	50.186
9	17.567	13.177	19.446	50.190
10	17.603	13.665	19.701	50.969
11	17.665	13.322	19.507	50.494
FINISH				
12	17.653	13.471	19.515	50.639

650 VAN BOGAERT Lennert

START				
	18.340	31.402	52.378	
1	18.919	13.910	19.999	52.828
2	18.235			52.365
3	17.704	13.369	19.889	50.962

Tour Lap	Secteur 1 Sector 1	Secteur 2 Sector 2	Secteur 3 Sector 3	Temps Time
4	17.672	13.243	19.520	50.435
5	17.639			50.372
6	17.558			50.344
7	17.557	13.214	19.512	50.283
8	17.595	13.207	19.412	50.214
9	17.512	13.227	19.441	50.180
10	17.526	13.457	19.954	50.937
11	17.564	13.447	19.587	50.598
FINISH				
12	17.618	13.339	19.784	50.741

664 RIVA Luca

START				
	19.182	26.933	46.501	
1	20.839	14.541	20.433	55.813
2	18.189	13.836	20.120	52.145
3	18.076	13.711	20.038	51.825
4	18.036	13.710	19.954	51.700
5	18.005			53.450
6	18.395			52.672
7	18.054	13.639	19.867	51.560
8	17.964	13.524	19.816	51.304
9	18.021	13.543	19.905	51.469
10	18.021	13.647	19.902	51.570
11	18.118	13.600	19.838	51.556
FINISH				
12	18.011	13.540	19.992	51.543

669 PRETTE Louis

START				
	18.722	31.318	49.166	
1	19.528	14.064	20.559	54.151
2	17.937			51.019
3	17.706	13.314	19.684	50.704
4	17.725	13.310	19.990	51.025
5	17.640			50.416
6	17.592			50.343

X 30 CHALLENGE EUROPA 2016

X30 Super

(Sup) Heat 3

Historique / Records

Tour	Secteur 1	Secteur 2	Secteur 3	Temps
Lap	Sector 1	Sector 2	Sector 3	Time
7	17.663	13.292	19.774	50.729
8	17.603	13.283	19.557	50.443
9	17.529	13.250	19.517	50.296
10	17.572	13.309	19.504	50.385
11	17.528	13.295	19.567	50.390
FINISH				
12	17.651	13.330	19.543	50.524

Tour	Secteur 1	Secteur 2	Secteur 3	Temps
Lap	Sector 1	Sector 2	Sector 3	Time
10	17.517	13.253	19.565	50.335
11	17.554	13.182	19.562	50.298
FINISH				
12	17.625	13.231	19.507	50.363

675 GODEFROID William

START				
	18.479	49.734	32.114	
1	20.019	14.157	19.850	54.026
2	18.018	13.592	19.809	51.419
3	17.806	13.485	19.582	50.873
4	17.638	13.397	19.769	50.804
5	17.645			50.305
6	17.585			50.252
7	17.506	13.264	19.417	50.187
8	17.605	13.211	19.498	50.314
9	17.617	13.300	19.519	50.436
10	17.577	13.271	19.468	50.316
11	17.515	13.218	19.441	50.174
FINISH				
12	17.599	13.264	19.382	50.245

689 GREENFIELD Taylor

START				
	18.327	31.635	49.894	
1	19.534	13.860	20.681	54.075
2	17.818			50.891
3	17.741	13.376	19.730	50.847
4	17.745	13.313	19.562	50.620
5	17.600			50.325
6	17.885			50.613
7	17.545	13.221	19.522	50.288
8	17.515	13.141	19.438	50.094
9	17.522	13.183	19.405	50.110
10	17.481	13.147	19.984	50.612
11	17.477	13.525	20.235	51.237
FINISH				
12	17.604	13.310	19.533	50.447

688 POTTY Maxime

START				
	18.821	31.909	50.240	
1	19.329	13.696	20.201	53.226
2	17.892			51.205
3	17.754	13.369	19.656	50.779
4	17.701	13.288	19.548	50.537
5	17.630			50.377
6	17.633			50.447
7	17.595	13.197	19.514	50.306
8	17.604	13.179	19.462	50.245
9	17.500	13.232	19.454	50.186

X30 Super (Sup) Heat 3




























Tour par tour / Lap by lap

Grille / Grid	622	623	650	603	631	633	602	613	616	688	689	617	669	620	675	612	615	607	609	626	618	684	608	628	601	614	664	625
---------------	-----	-----	-----	-----	-----	-----	-----	-----	-----	-----	-----	-----	-----	-----	-----	-----	-----	-----	-----	-----	-----	-----	-----	-----	-----	-----	-----	-----

	1.	2.	3.	4.	5.	6.	7.	8.	9.	10.	11.	12.	13.	14.	15.	16.	17.	18.	19.	20.	21.	22.	23.	24.	25.	26.	27.	28.
Départ / Start	622	623	650	603	631	633	602	616	688	689	617	669	620	615	612	609	607	618	626	684	608	628	614	675	664	613	625	
Tour / Lap 1	622	623	603	650	633	631	602	688	615	689	669	616	620	612	617	609	607	618	684	675	614	613	628	664	625	626	608	
Tour / Lap 2	622	623	603	633	631	602	688	650	615	689	669	620	617	616	612	607	618	675	609	684	614	613	628	664	625	608	626	
Tour / Lap 3	622	623	603	633	631	602	688	650	615	689	669	620	617	616	612	607	675	618	609	614	613	684	664	625	626	608		
Tour / Lap 4	622	623	603	631	633	602	688	650	615	689	620	669	617	612	675	616	607	618	609	613	614	684	664	625	626	608		
Tour / Lap 5	622	603	623	631	633	602	688	650	615	689	620	669	617	612	675	607	618	616	613	614	684	625	664	626	608			
Tour / Lap 6	622	603	623	631	602	633	688	650	615	689	620	669	617	675	612	607	618	613	616	614	684	625	626	608	664			
Tour / Lap 7	622	603	623	631	602	633	688	650	615	689	620	617	669	675	612	607	613	618	616	614	684	625	626	608	664			
Tour / Lap 8	622	603	631	623	602	633	688	650	615	689	620	617	669	675	612	613	607	618	616	684	614	625	626	608	664			
Tour / Lap 9	622	603	631	623	602	633	688	650	615	689	620	617	669	675	612	613	607	616	618	684	614	626	625	608	664			
Tour / Lap 10	622	603	631	623	602	688	633	615	650	689	620	617	669	675	612	613	607	616	618	684	614	626	625	608	664			
Tour / Lap 11	622	631	603	602	623	688	633	615	650	620	617	689	669	675	612	613	607	616	618	684	614	626	625	608	664			
Tour / Lap 12	622	631	603	602	623	688	633	615	650	620	689	617	669	675	612	613	607	616	618	684	614	626	625	608	664			

X30 Super

Classement Intermédiaire / Provisional Intermediate Classification

Cl Rnk	N° No.	Pilote Driver	Nat	Nat	M1	M2	M3	Points	Essais Qualifying
1	622	BREYSSE Kevin	FRA		0	0	0	0	1
2	623	RICCI Thomas	FRA		2	2	5	9	2
3	602	COMPERE Victor	FRA		4	4	4	12	7
4	633	LITCHFIELD Mark	GBR		6	5	7	18	6
5	688	POTTY Maxime	BEL		5	8	6	19	10
6	650	VAN BOGAERT Lennert	BEL		9	3	9	21	3
7	603	MAESTRANZI Marco	ITA		3	27	3	33	4
8	669	PRETTE Louis	MON		11	9	13	33	13
9	689	GREENFIELD Taylor	PER		18	6	11	35	11
10	631	DE PAUW Ulysse	BEL		8	26	2	36	5
11	612	DRION Maxime	BEL		12	11	15	38	16
12	607	DESPLAT Nelson	FRA		13	12	16	41	18
13	615	PICOT Nicolas	FRA		16	19	8	43	17
14	617	GIRARD Ingrid	FRA		14	18	12	44	12
15	675	GODEFROID William	BEL		27	7	14	48	15
16	609	RONGIER Quentin	FRA		10	13	26	49	19
17	618	ROSSI Giacomo	ITA		17	14	18	49	21
18	616	MIDALI Luca	FRA		23	10	17	50	9
19	620	OBERG Viktor	SWE		15	25	10	50	14
20	613	COLLIGNON Corentin	FRA		7	24	21	52	8
21	684	SOLINAS Sebastiano	ITA		20	16	19	55	22
22	608	MAZOU Hicham	SUI		21	15	24	60	23
23	626	NERGUTI Alban	FRA		19	22	22	63	20
24	628	PEDRANZINI Patrick	ITA		22	17	27	66	24
25	625	SANSONE Antoine	FRA		24	21	23	68	28
26	614	ROMULUS Lucas	FRA		26	23	20	69	26
27	664	RIVA Luca	ITA		25	20	25	70	27

Sous réserve du contrôle technique ou de fait sportif

Le Chronométrage



Affiché à

Le Président du Collège

X30 Super (Sup) Race 1

Classement / Classification

Cl Rnk	N° No.	Concurrent Entrant	Pilote Driver	Nat	Nat	Tours Laps	Ecart Gap	M.Tour B.Lap	Vitesse Speed	Points
1	622	MMC Racing	BREYSSE Kevin	FRA		20		49.590	91,17	88
2	602	RSD Karting	COMPERE Victor	FRA		20	+1.249	49.664	91,04	83
3	623	LM Karting	RICCI Thomas	FRA		20	+4.867	49.789	90,81	79
4	633	PF International	LITCHFIELD Mark	GBR		20	+5.775	49.761	90,86	76
5	688	Karting Club Condroz	POTTY Maxime	BEL		20	+6.631	49.804	90,78	74
6	631	De Pauw	DE PAUW Ulysse	BEL		20	+7.988	49.822	90,75	73
7	620	PDB Racing Team	OBERG Viktor	SWE		20	+9.838	49.761	90,86	72
8	615	Picot	PICOT Nicolas	FRA		20	+9.893	49.883	90,64	71
9	675	CG Racing	GODEFROID William	BEL		20	+10.654	49.852	90,70	70
10	650	Van Bogaert Peter	VAN BOGAERT Lennert	BEL		20	+11.328	50.036	90,36	69
11	613	VDK Racing	COLLIGNON Corentin	FRA		20	+11.534	49.928	90,56	68
12	689	PDB Racing Team	GREENFIELD Taylor	PER		20	+11.710	49.824	90,75	67
13	617	Girard Ingrid	GIRARD Ingrid	FRA		20	+11.852	49.782	90,82	66
14	616	Ludo Racing	MIDALI Luca	FRA		20	+15.894	50.016	90,40	65
15	669	MMC Racing	PRETTE Louis	MON		20	+15.931	50.092	90,26	64
16	618	Rossi Giacomo	ROSSI Giacomo	ITA		20	+19.828	50.302	89,88	63
17	608	Spirit Karting	MAZOU Hicham	SUI		20	+21.298	50.214	90,04	62
18	626	Nerguti Compétition	NERGUTI Alban	FRA		20	+23.334	50.327	89,84	61
19	609	Rongier Jean-Luc	RONGIER Quentin	FRA		20	+26.052	50.378	89,75	60
20	628	Pedranzini Patrick	PEDRANZINI Patrick	ITA		20	+29.887	50.720	89,14	59
21	614	Kartomanie	ROMULUS Lucas	FRA		20	+30.898	50.819	88,97	58
22	684	Solinas Sebastiano	SOLINAS Sebastiano	ITA		20	+31.120	50.330	89,83	57
23	625	Sansone Team Compétition	SANSONE Antoine	FRA		20	+32.706	50.741	89,11	56
24	664	Riva	RIVA Luca	ITA		5	+15 Laps	51.359	88,03	55
25	607	RSD Karting	DESPLAT Nelson	FRA		5	+15 Laps	51.812	87,26	54
26	612	KC Condroz	DRION Maxime	BEL		4	+16 Laps	50.882	88,86	53
27	603	Evokart Srl	MAESTRANZI Marco	ITA		2	+18 Laps	52.390	86,30	52

Meilleur tour / Best lap: 622 BREYSSE Kevin - 49.590

Sous réserve du contrôle technique ou de fait sportif

Le Chronométrage



Affiché à

Le Président du Collège

X30 Super (Sup) Race 1

Historique / Records

Tour	Secteur 1	Secteur 2	Secteur 3	Temps
Lap	Sector 1	Sector 2	Sector 3	Time

602 COMPERE Victor

	14.418	20.085		
	START			
	20.125	34.665	48.393	
1	18.556	13.368	19.732	51.656
2	17.728	13.260	19.321	50.309
3	17.474	13.164	19.287	49.925
4	17.491	13.124	19.250	49.865
5	17.440	13.090	19.241	49.771
6	17.435	13.123	19.214	49.772
7	17.425	13.115	19.224	49.764
8	17.357	13.107	19.219	49.683
9	17.415	13.153	19.243	49.811
10	17.365	13.097	19.202	49.664
11	17.402	13.147	19.239	49.788
12	17.428	13.174	19.272	49.874
13	17.430	13.165	19.266	49.861
14	17.420	13.167	19.245	49.832
15	17.375	13.138	19.293	49.806
16	17.385	13.237	19.246	49.868
17	17.400	13.191	19.224	49.815
18	17.375	13.156	19.283	49.814
19	17.404	13.202	19.297	49.903
	FINISH			
20	17.388	13.228	19.351	49.967

603 MAESTRANZI Marco

	14.452	20.191		
	START			
	20.215	35.141	46.515	
1	19.154	13.672	19.818	52.644
2	17.819	14.725	19.846	52.390
	FINISH			

607 DESPLAT Nelson

	14.676	20.469		
	START			
	18.817	34.511	45.792	

Tour	Secteur 1	Secteur 2	Secteur 3	Temps
Lap	Sector 1	Sector 2	Sector 3	Time

1	19.950	13.822	20.154	53.926
2	18.075	13.658	20.302	52.035
3	18.052	13.907	20.606	52.565
4	18.504	13.314	19.994	51.812
5	17.796	15.838	33.498	1:07.132
	FINISH			

608 MAZOU Hicham

	14.477	20.867		
	START			
	18.770	31.971	42.356	
1	20.638	13.929	20.183	54.750
2	18.083	13.484	19.973	51.540
3	18.102	13.410	21.108	52.620
4	17.968	13.415	19.798	51.181
5	18.552	13.634	19.752	51.938
6	17.645	13.211	19.462	50.318
7	17.551	13.249	19.442	50.242
8	17.581	13.187	19.446	50.214
9	17.686	13.349	19.479	50.514
10	17.623	13.352	19.426	50.401
11	17.733	13.302	19.483	50.518
12	17.532	13.281	19.428	50.241
13	17.509	13.254	19.511	50.274
14	17.661	13.322	19.415	50.398
15	17.599	13.285	19.428	50.312
16	17.659	13.307	19.474	50.440
17	17.527	13.212	19.533	50.272
18	17.550	13.245	19.459	50.254
19	17.487	13.192	19.537	50.216
	FINISH			
20	17.546	13.352	19.615	50.513

609 RONGIER Quentin

	14.868	20.906		
	START			
	18.404	31.436	44.629	
1	19.674	13.802	20.410	53.886
2	18.101	13.707	20.392	52.200

X 30 CHALLENGE EUROPA 2016

X30 Super

(Sup) Race 1

Historique / Records

Tour	Secteur 1	Secteur 2	Secteur 3	Temps
Lap	Sector 1	Sector 2	Sector 3	Time
3	18.274	13.420	20.334	52.028
4	17.922	13.578	20.560	52.060
5	17.897	13.622	19.619	51.138
6	17.759	13.393	19.612	50.764
7	17.684	13.346	19.519	50.549
8	17.625	13.256	19.497	50.378
9	17.687	13.274	19.475	50.436
10	17.686	13.274	19.570	50.530
11	17.709	13.292	19.870	50.871
12	17.703	13.273	19.570	50.546
13	17.694	13.364	19.678	50.736
14	17.711	13.371	19.638	50.720
15	17.893	13.544	19.717	51.154
16	17.765	13.496	19.580	50.841
17	17.698	13.419	19.730	50.847
18	17.842	13.492	19.667	51.001
19	17.739	13.295	19.747	50.781
FINISH				
20	17.779	13.412	19.613	50.804

612 DRION Maxime

	14.923	19.999		
START				
	19.543	36.191	45.513	
1	18.994	13.699	19.696	52.389
2	17.824	26.254	21.126	1:05.204
3	18.077	13.494	19.648	51.219
4	17.813	13.261	19.808	50.882
FINISH				

613 COLLIGNON Corentin

	14.542	20.195		
START				
	18.127	34.430	42.656	
1	20.296	13.785	20.173	54.254
2	18.007	13.557	19.750	51.314
3	18.050	13.438	19.476	50.964
4	17.575	13.260	19.326	50.161
5	17.494	13.506	19.388	50.388

Tour	Secteur 1	Secteur 2	Secteur 3	Temps
Lap	Sector 1	Sector 2	Sector 3	Time
6	17.476	13.213	19.287	49.976
7	17.790	13.180	19.379	50.349
8	17.435	13.192	19.301	49.928
9	17.435	13.238	19.340	50.013
10	17.468	13.236	19.303	50.007
11	17.472	13.225	19.249	49.946
12	17.439	13.220	19.283	49.942
13	17.433	13.207	19.355	49.995
14	17.391	13.252	19.342	49.985
15	17.441	13.219	19.360	50.020
16	17.482	13.271	19.396	50.149
17	17.455	13.188	19.333	49.976
18	17.455	13.207	19.333	49.995
19	17.578	13.195	19.346	50.119
FINISH				
20	17.516	13.243	19.402	50.161

614 ROMULUS Lucas

		14.503	20.500	
START				
	18.476	31.594	41.793	
1	20.668	13.801	20.305	54.774
2	18.148	13.444	19.929	51.521
3	17.943	13.461	20.318	51.722
4	18.144	13.377	20.083	51.604
5	18.509	13.556	19.925	51.990
6	18.070	13.437	19.697	51.204
7	17.883	13.467	19.631	50.981
8	17.857	13.435	19.697	50.989
9	17.850	13.358	19.768	50.976
10	17.842	13.424	19.670	50.936
11	17.764	13.414	19.652	50.830
12	17.756	13.418	19.694	50.868
13	17.846	13.443	19.744	51.033
14	17.756	13.401	19.784	50.941
15	17.753	13.367	19.771	50.891
16	18.185	13.425	19.754	51.364
17	17.822	13.414	19.728	50.964
18	17.872	13.444	19.778	51.094
19	17.826	13.433	19.642	50.901
FINISH				

X 30 CHALLENGE EUROPA 2016

X30 Super

(Sup) Race 1

Historique / Records

Tour	Secteur 1	Secteur 2	Secteur 3	Temps
Lap	Sector 1	Sector 2	Sector 3	Time
20	17.721	13.375	19.723	50.819

615 PICOT Nicolas

	14.911	20.877		
START				
	19.518	35.533	45.394	
1	19.013	13.709	19.633	52.355
2	17.811	13.592	19.454	50.857
3	17.424	13.194	19.524	50.142
4	17.461	13.188	19.463	50.112
5	17.465	13.182	19.370	50.017
6	17.393	13.305	19.502	50.200
7	17.345	13.263	19.358	49.966
8	17.404	13.132	19.347	49.883
9	17.440	13.323	19.403	50.166
10	17.421	13.232	19.423	50.076
11	17.483	13.232	19.530	50.245
12	17.484	13.220	19.436	50.140
13	17.529	13.653	19.484	50.666
14	17.472	13.229	19.433	50.134
15	17.476	13.248	19.450	50.174
16	17.409	13.280	19.530	50.219
17	17.427	13.209	19.475	50.111
18	17.412	13.209	19.456	50.077
19	17.414	13.223	19.443	50.080
FINISH				
20	17.543	13.374	20.050	50.967

616 MIDALI Luca

	14.080	20.139		
START				
	18.432	33.373	44.295	
1	20.079	13.942	20.074	54.095
2	18.031	13.847	19.800	51.678
3	17.950	13.725	19.565	51.240
4	17.822	13.156	19.371	50.349
5	17.503	13.161	19.352	50.016
6	17.572	13.103	19.345	50.020
7	17.592	13.225	19.549	50.366

Tour	Secteur 1	Secteur 2	Secteur 3	Temps
Lap	Sector 1	Sector 2	Sector 3	Time
8	17.597	13.197	19.389	50.183
9	17.611	13.322	19.364	50.297
10	17.589	13.234	19.368	50.191
11	17.566	13.302	19.379	50.247
12	17.571	13.257	19.339	50.167
13	17.636	13.236	19.344	50.216
14	17.593	13.300	19.436	50.329
15	17.642	13.319	19.373	50.334
16	17.602	13.306	19.688	50.596
17	17.702	13.241	19.486	50.429
18	17.688	13.197	19.471	50.356
19	17.603	13.162	19.462	50.227
FINISH				
20	17.686	13.218	19.784	50.688

617 GIRARD Ingrid

	13.991	19.905		
START				
	18.190	33.869	45.092	
1	20.240	13.825	20.154	54.219
2	18.094	13.439	20.075	51.608
3	18.036	13.344	19.427	50.807
4	17.520	13.189	19.332	50.041
5	17.457	13.212	19.280	49.949
6	17.573	13.276	19.316	50.165
7	17.419	13.197	19.188	49.804
8	17.405	13.159	19.218	49.782
9	17.531	13.553	19.439	50.523
10	17.470	13.175	19.288	49.933
11	17.402	13.204	19.276	49.882
12	17.447	13.232	19.284	49.963
13	17.498	13.239	19.296	50.033
14	17.460	13.269	19.341	50.070
15	17.595	13.770	19.564	50.929
16	17.513	13.299	19.333	50.145
17	17.497	13.278	19.268	50.043
18	17.483	13.273	19.276	50.032
19	17.490	13.306	19.391	50.187
FINISH				
20	17.623	13.277	19.310	50.210

X 30 CHALLENGE EUROPA 2016

X30 Super

(Sup) Race 1

Historique / Records

Tour	Secteur 1	Secteur 2	Secteur 3	Temps
Lap	Sector 1	Sector 2	Sector 3	Time

618 ROSSI Giacomo

		14.451	20.262	
	START			
	20.090	36.709	43.749	
1	20.628	13.762	20.280	54.670
2	18.147	13.483	20.002	51.632
3	18.044	13.535	20.145	51.724
4	17.953	13.397	19.618	50.968
5	17.625	13.260	19.601	50.486
6	17.536	13.359	19.544	50.439
7	17.654	13.345	19.522	50.521
8	17.541	13.226	19.542	50.309
9	17.576	13.294	19.563	50.433
10	17.617	13.296	19.481	50.394
11	17.597	13.251	19.522	50.370
12	17.664	13.303	19.483	50.450
13	17.609	13.270	19.581	50.460
14	17.537	13.251	19.531	50.319
15	17.646	13.305	19.546	50.497
16	17.585	13.336	19.553	50.474
17	17.653	13.282	19.599	50.534
18	17.564	13.226	19.512	50.302
19	17.585	13.290	19.496	50.371
	FINISH			
20	17.635	13.328	19.568	50.531

620 OBERG Viktor

		13.760	19.796	
	START			
	18.966	36.727	43.418	
1	20.570	13.824	20.242	54.636
2	17.751	13.468	20.020	51.239
3	17.921	13.546	19.576	51.043
4	17.487	13.157	19.170	49.814
5	17.456	13.208	19.282	49.946
6	17.419	13.141	19.326	49.886
7	17.424	13.167	19.222	49.813
8	17.392	13.130	19.239	49.761
9	17.395	13.257	19.255	49.907

Tour	Secteur 1	Secteur 2	Secteur 3	Temps
Lap	Sector 1	Sector 2	Sector 3	Time

10	17.413	13.157	19.230	49.800
11	17.517	13.157	19.251	49.925
12	17.435	13.252	19.222	49.909
13	17.446	13.173	19.303	49.922
14	17.410	13.230	19.207	49.847
15	17.496	13.215	19.309	50.020
16	17.453	13.275	19.257	49.985
17	17.381	13.241	19.269	49.891
18	17.366	13.132	19.268	49.766
19	17.411	13.188	19.258	49.857
	FINISH			
20	17.566	13.319	19.905	50.790

622 BREYSSE Kevin

		14.632	20.005	
	START			
	20.279	33.931	49.607	
1	18.413	13.486	19.581	51.480
2	17.624	13.307	19.308	50.239
3	17.457	13.234	19.342	50.033
4	17.352	13.163	19.125	49.640
5	17.377	13.171	19.180	49.728
6	17.380	13.196	19.327	49.903
7	17.364	13.182	19.230	49.776
8	17.323	13.210	19.168	49.701
9	17.346	13.207	19.184	49.737
10	17.294	13.135	19.161	49.590
11	17.364	13.125	19.212	49.701
12	17.354	13.165	19.203	49.722
13	17.329	13.197	19.187	49.713
14	17.413	13.171	19.206	49.790
15	17.375	13.169	19.317	49.861
16	17.332	13.233	19.199	49.764
17	17.392	13.240	19.259	49.891
18	17.306	13.173	19.203	49.682
19	17.451	13.153	19.276	49.880
	FINISH			
20	17.345	13.204	19.226	49.775

X 30 CHALLENGE EUROPA 2016

X30 Super

(Sup) Race 1

Historique / Records

Tour	Secteur 1	Secteur 2	Secteur 3	Temps
Lap	Sector 1	Sector 2	Sector 3	Time

623 RICCI Thomas

		14.291	20.117	
	START			
	20.239	34.025	49.303	
1	19.234	13.425	19.666	52.325
2	17.737	13.271	19.472	50.480
3	17.572	13.172	19.430	50.174
4	17.545	13.131	19.278	49.954
5	17.468	13.161	19.318	49.947
6	17.408	13.162	19.360	49.930
7	17.434	13.218	19.322	49.974
8	17.396	13.201	19.235	49.832
9	17.381	13.135	19.273	49.789
10	17.373	13.219	19.249	49.841
11	17.508	13.136	19.350	49.994
12	17.563	13.191	19.285	50.039
13	17.448	13.205	19.322	49.975
14	17.492	13.178	19.370	50.040
15	17.437	13.198	19.373	50.008
16	17.408	13.282	19.351	50.041
17	17.388	13.178	19.352	49.918
18	17.400	13.211	19.364	49.975
19	17.423	13.242	19.395	50.060
	FINISH			
20	17.468	13.229	19.346	50.043

625 SANSONE Antoine

		15.593	21.196	
	START			
	18.706	30.010	42.032	
1	20.867	14.368	20.632	55.867
2	18.097	13.698	20.060	51.855
3	18.013	13.459	19.928	51.400
4	17.796	13.868	19.742	51.406
5	17.819	13.964	20.075	51.858
6	17.746	13.537	19.771	51.054
7	17.713	13.465	19.817	50.995
8	17.640	13.408	19.693	50.741
9	17.681	13.507	19.694	50.882

Tour	Secteur 1	Secteur 2	Secteur 3	Temps
Lap	Sector 1	Sector 2	Sector 3	Time

10	17.709	13.432	19.764	50.905
11	17.758	13.491	19.678	50.927
12	17.623	13.485	19.729	50.837
13	17.651	13.542	19.652	50.845
14	17.699	13.481	19.797	50.977
15	17.740	13.564	19.738	51.042
16	17.645	13.550	19.924	51.119
17	17.680	13.503	19.706	50.889
18	17.860	13.446	20.172	51.478
19	17.951	13.583	19.871	51.405
	FINISH			
20	17.735	13.507	19.868	51.110

626 NERGUTI Alban

		14.330	20.769	
	START			
	18.826	32.139	42.480	
1	20.909	14.001	20.307	55.217
2	18.148	13.507	19.776	51.431
3	17.753	13.364	19.929	51.046
4	18.174	13.292	19.687	51.153
5	17.753	13.359	19.677	50.789
6	17.681	13.354	19.714	50.749
7	17.683	13.357	19.678	50.718
8	17.633	13.269	19.597	50.499
9	17.637	13.238	19.621	50.496
10	17.757	13.295	19.616	50.668
11	17.718	13.342	19.587	50.647
12	17.688	13.283	19.882	50.853
13	17.525	13.260	19.542	50.327
14	17.631	13.317	19.523	50.471
15	17.605	13.448	19.504	50.557
16	17.694	13.334	19.564	50.592
17	17.677	13.366	19.534	50.577
18	17.702	13.324	19.571	50.597
19	17.665	13.395	19.603	50.663
	FINISH			
20	17.665	13.372	19.639	50.676

X 30 CHALLENGE EUROPA 2016

X30 Super

(Sup) Race 1

Historique / Records

Tour	Secteur 1	Secteur 2	Secteur 3	Temps
Lap	Sector 1	Sector 2	Sector 3	Time

628 PEDRANZINI Patrick

		14.878	20.952	
	START			
	18.611	31.187	42.248	
1	20.598	14.696	20.454	55.748
2	18.166	13.558	20.171	51.895
3	18.026	13.508	19.856	51.390
4	17.886	13.473	19.885	51.244
5	18.178	13.669	19.920	51.767
6	17.842	13.553	19.737	51.132
7	17.814	13.442	19.641	50.897
8	17.854	13.435	19.853	51.142
9	17.952	13.386	19.698	51.036
10	17.665	13.406	19.990	51.061
11	17.711	13.352	19.657	50.720
12	17.661	13.359	19.792	50.812
13	17.957	13.454	19.646	51.057
14	17.652	13.397	19.733	50.782
15	17.765	13.328	19.675	50.768
16	17.935	13.381	19.577	50.893
17	17.724	13.428	19.613	50.765
18	17.735	13.479	19.586	50.800
19	17.718	13.368	19.746	50.832
	FINISH			
20	17.698	13.394	19.634	50.726

631 DE PAUW Ulysse

		14.275	20.367	
	START			
	18.829	35.148	46.506	
1	19.641	13.971	19.638	53.250
2	17.992	13.732	19.816	51.540
3	17.676	13.283	19.397	50.356
4	17.495	13.222	19.312	50.029
5	17.443	13.156	19.223	49.822
6	17.400	13.131	19.324	49.855
7	17.463	13.083	19.334	49.880
8	17.731	13.101	19.336	50.168
9	17.456	13.127	19.271	49.854

Tour	Secteur 1	Secteur 2	Secteur 3	Temps
Lap	Sector 1	Sector 2	Sector 3	Time

10	17.478	13.155	19.267	49.900
11	17.474	13.173	19.277	49.924
12	17.479	13.144	19.255	49.878
13	17.458	13.400	19.373	50.231
14	17.429	13.217	19.401	50.047
15	17.455	13.228	19.329	50.012
16	17.394	13.209	19.317	49.920
17	17.438	13.209	19.328	49.975
18	17.507	13.242	19.350	50.099
19	17.451	13.176	19.360	49.987
	FINISH			
20	17.487	13.214	19.357	50.058

633 LITCHFIELD Mark

		14.313	20.141	
	START			
	20.175	34.729	48.213	
1	18.720	13.363	19.550	51.633
2	17.816	13.279	19.306	50.401
3	17.664	13.239	19.413	50.316
4	17.513	13.183	19.289	49.985
5	17.417	13.095	19.249	49.761
6	17.509	13.162	19.379	50.050
7	17.475	13.207	19.266	49.948
8	17.434	13.163	19.297	49.894
9	17.431	13.163	19.329	49.923
10	17.534	13.166	19.333	50.033
11	17.500	13.178	19.338	50.016
12	17.554	13.479	19.400	50.433
13	17.492	13.147	19.322	49.961
14	17.501	13.186	19.325	50.012
15	17.547	13.186	19.362	50.095
16	17.481	13.242	19.288	50.011
17	17.513	13.201	19.378	50.092
18	17.566	13.180	19.334	50.080
19	17.581	13.376	19.433	50.390
	FINISH			
20	17.524	13.183	19.428	50.135

X 30 CHALLENGE EUROPA 2016

X30 Super

(Sup) Race 1

Historique / Records

Tour	Secteur 1	Secteur 2	Secteur 3	Temps
Lap	Sector 1	Sector 2	Sector 3	Time

650 VAN BOGAERT Lennert

		14.443	20.005	
	START			
	20.322	34.795	47.311	
1	19.660	13.671	19.841	53.172
2	17.846	13.589	19.445	50.880
3	17.627	13.227	19.473	50.327
4	17.529	13.171	19.336	50.036
5	17.498	13.255	19.366	50.119
6	17.536	13.134	19.446	50.116
7	17.518	13.204	19.667	50.389
8	18.015	13.243	19.354	50.612
9	17.556	13.245	19.351	50.152
10	17.498	13.239	19.369	50.106
11	17.499	13.286	19.387	50.172
12	17.460	13.249	19.374	50.083
13	17.524	13.308	19.401	50.233
14	17.493	13.253	19.392	50.138
15	17.456	13.250	19.641	50.347
16	17.634	13.580	19.605	50.819
17	17.527	13.235	19.390	50.152
18	17.538	13.242	19.458	50.238
19	17.488	13.245	19.356	50.089
	FINISH			
20	17.626	13.279	19.409	50.314

664 RIVA Luca

		15.327	21.677	
	START			
	19.228	28.807	41.771	
1	20.248	14.391	20.455	55.094
2	18.298	13.555	20.036	51.889
3	17.996	13.577	19.786	51.359
4	18.082	14.259	20.642	52.983
5	18.423	14.207	20.688	53.318
	FINISH			

Tour	Secteur 1	Secteur 2	Secteur 3	Temps
Lap	Sector 1	Sector 2	Sector 3	Time

669 PRETTE Louis

		24.454	25.392	
	START			
1	19.149	13.885	1:45.672	13.025
2				38.260
3				51.461
4				50.311
5				50.092
6				50.706
7				50.664
8				50.543
9				50.355
10				48.939
11				51.501
12				50.328
13				50.181
14				50.224
15				50.379
16				50.227
17				50.375
18				50.262
19				50.286
	FINISH			
20				50.922

675 GODEFROID William

		14.679	20.607	
	START			
	19.581	36.047	44.866	
1	19.976	13.731	20.033	53.740
2	17.961	13.455	20.034	51.450
3	17.685	13.259	19.363	50.307
4	17.503	13.158	19.370	50.031
5	17.592	13.102	19.299	49.993
6	17.429	13.334	19.728	50.491
7	17.436	13.203	19.244	49.883
8	17.502	13.173	19.282	49.957
9	17.408	13.185	19.259	49.852

X 30 CHALLENGE EUROPA 2016

X30 Super

(Sup) Race 1

Historique / Records

Tour	Secteur 1	Secteur 2	Secteur 3	Temps
Lap	Sector 1	Sector 2	Sector 3	Time
10	17.580	13.163	19.296	50.039
11	17.432	13.195	19.262	49.889
12	17.514	13.305	19.314	50.133
13	17.521	13.178	19.278	49.977
14	17.524	13.471	19.353	50.348
15	17.560	13.186	19.369	50.115
16	17.588	13.338	19.404	50.330
17	17.445	13.187	19.331	49.963
18	17.491	13.221	19.375	50.087
19	17.490	13.260	19.367	50.117
FINISH				
20	17.529	13.349	19.402	50.280

688 POTTY Maxime

	14.194	20.143		
START				
	20.362	34.833	47.817	
1	18.998	13.682	19.996	52.676
2	18.413	13.854	19.729	51.996
3	17.722	13.196	19.471	50.389
4	17.591	13.139	19.403	50.133
5	17.554	13.141	19.345	50.040
6	17.471	13.089	19.301	49.861
7	17.460	13.141	19.388	49.989
8	17.435	13.117	19.292	49.844
9	17.469	13.122	19.293	49.884
10	17.510	13.114	19.282	49.906
11	17.420	13.155	19.274	49.849
12	17.417	13.170	19.242	49.829
13	17.424	13.158	19.268	49.850
14	17.444	13.212	19.321	49.977
15	17.404	13.192	19.375	49.971
16	17.477	13.175	19.257	49.909
17	17.425	13.152	19.311	49.888
18	17.380	13.183	19.241	49.804
19	17.416	13.181	19.315	49.912
FINISH				
20	17.590	13.241	19.433	50.264

Tour	Secteur 1	Secteur 2	Secteur 3	Temps
Lap	Sector 1	Sector 2	Sector 3	Time

689 GREENFIELD Taylor

		14.873	20.641	
START				
	19.394	35.348	45.809	
1	19.820	13.994	19.674	53.488
2	17.864	14.050	19.899	51.813
3	17.684	13.399	19.431	50.514
4	17.534	13.287	19.313	50.134
5	17.459	13.191	19.349	49.999
6	17.613	13.559	19.780	50.952
7	17.589	13.172	19.258	50.019
8	17.422	13.196	19.316	49.934
9	17.430	13.163	19.231	49.824
10	17.577	13.209	19.344	50.130
11	17.515	13.196	19.527	50.238
12	17.474	13.266	19.329	50.069
13	17.499	13.265	19.290	50.054
14	17.494	13.202	19.475	50.171
15	17.499	13.468	19.443	50.410
16	17.422	13.295	19.360	50.077
17	17.561	13.277	19.405	50.243
18	17.487	13.274	19.352	50.113
19	17.535	13.251	19.652	50.438
FINISH				
20	17.593	13.235	19.360	50.188

X30 Super (Sup) Race 1

Tour par tour / Lap by lap

Grille / Grid	622	623	602	633	688	650	603	669	689	631	612	607	615	617	675	609	618	616	620	613	684	608	626	628	625	614	664
---------------	-----	-----	-----	-----	-----	-----	-----	-----	-----	-----	-----	-----	-----	-----	-----	-----	-----	-----	-----	-----	-----	-----	-----	-----	-----	-----	-----

	1.	2.	3.	4.	5.	6.	7.	8.	9.	10.	11.	12.	13.	14.	15.	16.	17.	18.	19.	20.	21.	22.	23.	24.	25.	26.	27.
Départ / Start	622	602	623	633	688	603	650	689	612	631	607	615	617	675	609	616	613	618	620	608	628	614	684	626	625	664	669
Tour / Lap 1	622	602	633	623	688	603	612	615	650	689	631	607	675	609	617	616	613	618	620	608	614	626	628	684	664	625	669
Tour / Lap 2	622	602	633	623	615	650	688	603	631	669	689	675	607	617	613	616	609	620	618	608	614	626	684	628	664	625	612
Tour / Lap 3	622	602	633	623	615	650	688	631	689	675	669	617	613	616	620	607	609	618	626	614	684	608	628	664	625	612	
Tour / Lap 4	622	602	633	623	615	650	688	631	689	675	669	617	613	620	616	618	626	607	684	609	614	608	628	625	664	612	
Tour / Lap 5	622	602	633	623	615	650	688	631	689	675	669	617	620	613	616	618	626	609	614	608	628	625	664	684	607		
Tour / Lap 6	622	602	633	623	615	650	688	631	675	689	617	620	669	613	616	618	626	609	608	614	628	625	684				
Tour / Lap 7	622	602	633	623	615	688	650	631	675	689	617	620	613	669	616	618	626	609	608	614	628	625	684				
Tour / Lap 8	622	602	633	623	615	688	631	650	675	689	617	620	613	616	669	618	626	609	608	614	628	625	684				
Tour / Lap 9	622	602	633	623	615	688	631	650	675	689	620	617	613	616	669	618	626	609	608	614	628	625	684				
Tour / Lap 10	622	602	633	623	615	688	631	650	675	689	620	617	613	669	616	618	626	609	608	614	628	625	684				
Tour / Lap 11	622	602	633	623	688	615	631	650	675	620	689	617	613	616	669	618	626	608	609	614	628	625	684				
Tour / Lap 12	622	602	623	633	688	615	631	650	675	620	689	617	613	616	669	618	608	626	609	614	628	625	684				
Tour / Lap 13	622	602	623	633	688	631	615	650	675	620	689	617	613	616	669	618	608	626	609	614	628	625	684				
Tour / Lap 14	622	602	623	633	688	631	615	650	620	675	689	617	613	616	669	618	608	626	609	614	628	625	684				
Tour / Lap 15	622	602	623	633	688	631	615	620	650	675	689	613	617	616	669	618	608	626	609	614	628	625	684				
Tour / Lap 16	622	602	623	633	688	631	615	620	675	650	689	613	617	669	616	618	608	626	609	628	614	625	684				
Tour / Lap 17	622	602	623	633	688	631	615	620	675	650	689	613	617	669	616	618	608	626	609	628	614	625	684				
Tour / Lap 18	622	602	623	633	688	631	615	620	675	650	689	613	617	669	616	618	608	626	609	628	614	684	625				
Tour / Lap 19	622	602	623	633	688	631	615	620	675	650	613	689	617	669	616	618	608	626	609	628	614	684	625				
Tour / Lap 20	622	602	623	633	688	631	620	615	675	650	613	689	617	616	669	618	608	626	609	628	614	684	625				

X30 Super (Sup) Race 2

Classement / Classification

Cl	N°	Concurrent	Pilote	Nat	Nat	Tours	Ecart	M.Tour	Vitesse	Points
Rnk	No.	Entrant	Driver			Laps	Gap	B.Lap	Speed	
1	622	MMC Racing	BREYSSE Kevin	FRA		20		49.928	90,56	88
2	602	RSD Karting	COMPERE Victor	FRA		20	+1.058	50.014	90,40	83
3	688	Karting Club Condroz	POTTY Maxime	BEL		20	+2.160	49.873	90,66	79
4	623	LM Karting	RICCI Thomas	FRA		20	+2.644	50.057	90,32	76
5	633	PF International	LITCHFIELD Mark	GBR		20	+4.561	50.173	90,12	74
6	631	De Pauw	DE PAUW Ulysse	BEL		20	+4.946	50.032	90,37	73
7	620	PDB Racing Team	OBERG Viktor	SWE		20	+6.839	50.080	90,28	72
8	613	VDK Racing	COLLIGNON Corentin	FRA		20	+7.606	50.078	90,29	71
9	615	Picot	PICOT Nicolas	FRA		20	+7.867	50.089	90,27	70
10	612	KC Condroz	DRION Maxime	BEL		20	+8.199	50.000	90,43	69
11	617	Girard Ingrid	GIRARD Ingrid	FRA		20	+9.279	50.044	90,35	68
12	650	Van Bogaert Peter	VAN BOGAERT Lennert	BEL		20	+10.350	50.189	90,09	67
13	689	PDB Racing Team	GREENFIELD Taylor	PER		20	+10.540	50.229	90,01	66
14	669	MMC Racing	PRETTE Louis	MON		20	+11.227	50.126	90,20	65
15	616	Ludo Racing	MIDALI Luca	FRA		20	+11.713	50.203	90,06	64
16	614	Kartomanie	ROMULUS Lucas	FRA		20	+14.745	50.224	90,02	63
17	609	Rongier Jean-Luc	RONGIER Quentin	FRA		20	+15.423	50.017	90,40	62
18	618	Rossi Giacomo	ROSSI Giacomo	ITA		20	+16.633	50.577	89,40	61
19	608	Spirit Karting	MAZOU Hicham	SUI		20	+18.272	50.358	89,78	60
20	607	RSD Karting	DESPLAT Nelson	FRA		20	+20.746	50.451	89,62	59
21	628	Pedranzini Patrick	PEDRANZINI Patrick	ITA		20	+23.356	50.545	89,45	58
22	626	Nerguti Compétition	NERGUTI Alban	FRA		20	+23.714	50.529	89,48	57
23	664	Riva	RIVA Luca	ITA		20	+29.177	50.855	88,91	56
24	684	Solinas Sebastiano	SOLINAS Sebastiano	ITA		20	+29.283	50.771	89,05	55
25	625	Sansone Team Compétition	SANSONE Antoine	FRA		20	+34.904	50.974	88,70	54
26	675	CG Racing	GODEFROID William	BEL		13	+7 Laps	50.402	89,71	53
27	603	Evokart Srl	MAESTRANZI Marco	ITA		5	+15 Laps	50.404	89,70	52

Meilleur tour / Best lap: 688 POTTY Maxime - 49.873

Sous réserve du contrôle technique ou de fait sportif

Le Chronométrage



Affiché à

Le Président du Collège

X30 Super (Sup) Race 2

Historique / Records

Tour	Secteur 1	Secteur 2	Secteur 3	Temps
Lap	Sector 1	Sector 2	Sector 3	Time

602 COMPERE Victor

		14.400	20.070	
		START		
	19.145	30.867	48.665	
1	18.998	13.653	19.868	52.519
2	17.816	13.424	19.663	50.903
3	17.634	13.331	19.537	50.502
4	17.548	13.231	19.402	50.181
5	17.722	13.256	19.448	50.426
6	17.618	13.294	19.460	50.372
7	17.589	13.232	19.419	50.240
8	17.471	13.218	19.382	50.071
9	17.513	13.236	19.396	50.145
10	17.478	13.217	19.355	50.050
11	17.481	13.288	19.439	50.208
12	17.517	13.191	19.345	50.053
13	17.442	13.226	19.482	50.150
14	17.503	13.202	19.469	50.174
15	17.504	13.221	19.422	50.147
16	17.494	13.211	19.391	50.096
17	17.420	13.190	19.404	50.014
18	17.510	13.164	19.343	50.017
19	17.512	13.179	19.364	50.055
		FINISH		
20	17.492	13.190	19.398	50.080

603 MAESTRANZI Marco

		15.127	20.238	
		START		
	18.089	24.735	38.888	
1	25.596	13.833	19.691	59.120
2	17.718	13.341	19.561	50.620
3	17.622	13.307	19.751	50.680
4	17.483	13.248	19.673	50.404
5	17.480	13.351	19.686	50.517
		FINISH		

607 DESPLAT Nelson

		14.944	20.397	
--	--	--------	--------	--

Tour	Secteur 1	Secteur 2	Secteur 3	Temps
Lap	Sector 1	Sector 2	Sector 3	Time

		START		
	18.311	29.463	41.264	
1	25.561	13.863	20.292	59.716
2	17.996	13.474	19.874	51.344
3	17.679	13.665	19.778	51.122
4	17.918	13.561	19.762	51.241
5	17.722	13.363	19.696	50.781
6	17.649	13.374	19.583	50.606
7	17.696	13.321	19.491	50.508
8	17.631	13.352	19.531	50.514
9	17.678	13.320	19.852	50.850
10	17.792	13.345	19.592	50.729
11	17.587	13.262	19.602	50.451
12	17.615	13.397	19.658	50.670
13	17.673	13.381	19.685	50.739
14	17.727	13.432	19.758	50.917
15	17.708	13.288	19.710	50.706
16	17.711	13.316	19.676	50.703
17	17.680	13.305	19.641	50.626
18	17.662	13.278	19.656	50.596
19	17.624	13.313	19.627	50.564
		FINISH		
20	17.654	13.408	19.782	50.844

608 MAZOU Hicham

		14.782	21.152	
		START		
	18.848	29.028	44.116	
1	21.206	13.969	20.893	56.068
2	18.422	13.530	19.946	51.898
3	17.960	13.551	20.786	52.297
4	17.847	13.417	20.232	51.496
5	17.906	13.421	19.822	51.149
6	17.863	13.418	20.246	51.527
7	17.714	13.432	19.701	50.847
8	17.661	13.395	19.521	50.577
9	17.621	13.508	19.590	50.719
10	17.718	13.370	19.589	50.677
11	17.525	13.341	19.557	50.423
12	17.635	13.293	19.477	50.405
13	17.670	13.331	19.692	50.693

X 30 CHALLENGE EUROPA 2016

X30 Super

(Sup) Race 2

Historique / Records

Tour	Secteur 1	Secteur 2	Secteur 3	Temps
Lap	Sector 1	Sector 2	Sector 3	Time
14	17.569	13.397	19.613	50.579
15	17.554	13.244	19.602	50.400
16	17.665	13.251	19.526	50.442
17	17.637	13.290	19.574	50.501
18	17.529	13.280	19.549	50.358
19	17.565	13.411	19.505	50.481
FINISH				
20	17.687	13.342	19.665	50.694

609 RONGIER Quentin

15.357		20.957		
START				
18.665	28.510	43.327		
1	21.578	13.906	19.934	55.418
2	17.720	13.786	20.377	51.883
3	17.848	13.711	20.174	51.733
4	17.658	13.202	19.612	50.472
5	17.605	13.263	19.338	50.206
6	17.618	13.456	19.315	50.389
7	17.632	13.240	19.304	50.176
8	17.566	13.249	19.393	50.208
9	17.451	13.172	19.394	50.017
10	17.614	13.296	19.470	50.380
11	17.821	13.207	19.501	50.529
12	21.845	13.412	19.569	54.826
13	17.773	13.433	19.458	50.664
14	17.565	13.282	19.484	50.331
15	17.537	13.242	19.398	50.177
16	17.646	13.252	19.478	50.376
17	17.595	13.212	19.516	50.323
18	17.680	13.477	19.400	50.557
19	17.547	13.279	19.424	50.250
FINISH				
20	17.593	13.284	19.419	50.296

612 DRION Maxime

14.328		20.971		
START				
18.897	29.126	39.788		

Tour	Secteur 1	Secteur 2	Secteur 3	Temps
Lap	Sector 1	Sector 2	Sector 3	Time
1	21.127	13.836	20.114	55.077
2	17.762	13.746	19.797	51.305
3	17.926	13.472	19.599	50.997
4	17.489	13.237	19.410	50.136
5	17.789	13.598	19.702	51.089
6	17.694	13.321	19.396	50.411
7	17.533	13.204	19.363	50.100
8	17.455	13.295	19.339	50.089
9	17.546	13.261	19.405	50.212
10	17.613	13.343	19.374	50.330
11	17.497	13.180	19.323	50.000
12	17.566	13.408	19.589	50.563
13	17.711	13.439	19.396	50.546
14	17.567	13.239	19.490	50.296
15	17.509	13.194	19.400	50.103
16	17.508	13.227	19.410	50.145
17	17.477	13.211	19.404	50.092
18	17.534	13.218	19.341	50.093
19	17.482	13.214	19.412	50.108
FINISH				
20	17.556	13.241	19.378	50.175

613 COLLIGNON Corentin

14.183		20.853		
START				
19.176	29.632	46.296		
1	19.968	13.786	20.083	53.837
2	17.946	13.577	20.193	51.716
3	17.745	13.396	19.604	50.745
4	17.752	13.290	19.452	50.494
5	17.723	13.344	19.524	50.591
6	17.571	13.266	19.883	50.720
7	17.886	13.286	19.767	50.939
8	17.559	13.257	19.784	50.600
9	17.598	13.206	19.631	50.435
10	17.502	13.262	19.385	50.149
11	17.541	13.201	19.421	50.163
12	17.671	13.204	19.436	50.311
13	17.546	13.242	19.398	50.186
14	17.586	13.211	19.408	50.205
15	17.558	13.206	19.410	50.174

X 30 CHALLENGE EUROPA 2016

X30 Super

(Sup) Race 2

Historique / Records

Tour Lap	Secteur 1 Sector 1	Secteur 2 Sector 2	Secteur 3 Sector 3	Temps Time
16	17.512	13.221	19.345	50.078
17	17.503	13.297	19.416	50.216
18	17.500	13.243	19.388	50.131
19	17.545	13.260	19.362	50.167
FINISH				
20	17.531	13.247	19.482	50.260

614 ROMULUS Lucas

		15.096	20.834	
START				
	18.646	28.855	42.745	
1	21.155	14.497	20.366	56.018
2	17.890	13.434	20.142	51.466
3	17.901	13.687	20.099	51.687
4	17.770	13.312	19.456	50.538
5	17.868	13.479	19.446	50.793
6	17.506	13.244	19.482	50.232
7	17.607	13.221	19.407	50.235
8	17.495	13.249	19.480	50.224
9	17.518	13.262	19.516	50.296
10	17.563	13.296	19.507	50.366
11	17.630	13.514	19.492	50.636
12	17.651	13.295	19.634	50.580
13	17.604	13.287	19.661	50.552
14	17.628	13.343	19.538	50.509
15	17.668	13.352	19.612	50.632
16	17.628	13.350	19.701	50.679
17	17.658	13.470	19.626	50.754
18	17.624	13.374	19.662	50.660
19	17.696	13.358	19.678	50.732
FINISH				
20	17.824	13.447	19.721	50.992

615 PICOT Nicolas

		14.501	21.063	
START				
	18.544	29.714	47.280	
1	18.906	13.721	19.997	52.624
2	18.083	14.436	20.340	52.859

Tour Lap	Secteur 1 Sector 1	Secteur 2 Sector 2	Secteur 3 Sector 3	Temps Time
3	17.853	13.452	19.734	51.039
4	17.608	13.419	19.606	50.633
5	17.631	13.234	19.543	50.408
6	17.652	13.297	19.676	50.625
7	17.586	13.371	19.517	50.474
8	17.508	13.298	19.506	50.312
9	17.650	13.314	19.596	50.560
10	17.501	13.358	19.498	50.357
11	17.548	13.349	19.701	50.598
12	17.647	13.354	19.388	50.389
13	17.522	13.302	19.443	50.267
14	17.529	13.266	19.490	50.285
15	17.517	13.166	19.415	50.098
16	17.583	13.618	19.527	50.728
17	17.423	13.228	19.461	50.112
18	17.576	13.246	19.451	50.273
19	17.433	13.231	19.425	50.089
FINISH				
20	17.515	13.185	19.457	50.157

616 MIDALI Luca

		14.629	20.612	
START				
	19.895	29.741	44.711	
1	19.764	13.908	20.023	53.695
2	17.897	13.716	20.416	52.029
3	18.120	13.434	19.690	51.244
4	17.735	13.276	19.553	50.564
5	17.800	13.337	19.577	50.714
6	17.952	13.360	19.461	50.773
7	17.696	13.346	19.625	50.667
8	17.677	13.487	19.491	50.655
9	17.603	13.585	19.581	50.769
10	17.609	13.602	19.577	50.788
11	17.919	13.285	19.575	50.779
12	17.751	13.301	19.462	50.514
13	17.630	13.296	19.452	50.378
14	17.598	13.445	19.869	50.912
15	17.716	13.213	19.506	50.435
16	17.605	13.212	19.386	50.203
17	17.579	13.215	19.488	50.282

X 30 CHALLENGE EUROPA 2016

X30 Super

(Sup) Race 2

Historique / Records

Tour	Secteur 1	Secteur 2	Secteur 3	Temps
Lap	Sector 1	Sector 2	Sector 3	Time
18	17.605	13.301	19.434	50.340
19	17.566	13.199	19.459	50.224
FINISH				
20	17.566	13.255	19.491	50.312

Tour	Secteur 1	Secteur 2	Secteur 3	Temps
Lap	Sector 1	Sector 2	Sector 3	Time
5	17.742	13.382	19.654	50.778
6	17.738	13.720	19.646	51.104
7	18.025	13.332	19.567	50.924
8	17.616	13.362	19.605	50.583
9	17.705	13.324	19.548	50.577
10	17.705	13.356	19.625	50.686
11	17.614	13.355	19.644	50.613
12	17.666	13.309	19.625	50.600
13	17.669	13.337	19.601	50.607
14	17.678	13.396	19.701	50.775
15	17.724	13.335	19.646	50.705
16	17.701	13.329	19.646	50.676
17	17.633	13.315	19.640	50.588
18	17.711	13.766	19.674	51.151
19	17.721	13.332	19.625	50.678
FINISH				
20	17.707	13.364	19.579	50.650

617 GIRARD Ingrid

		14.281	20.787	
START				
	19.194	30.420	45.583	
1	20.648	14.026	20.352	55.026
2	17.932	13.625	19.819	51.376
3	17.995	13.445	19.556	50.996
4	17.678	13.342	19.415	50.435
5	17.919	13.585	20.032	51.536
6	17.667	13.383	19.441	50.491
7	17.457	13.275	19.438	50.170
8	17.523	13.270	19.390	50.183
9	17.532	13.360	19.395	50.287
10	17.550	13.328	19.878	50.756
11	17.705	13.252	19.493	50.450
12	17.537	13.309	19.392	50.238
13	17.388	13.311	19.402	50.101
14	17.794	13.337	19.412	50.543
15	17.500	13.358	19.443	50.301
16	17.527	13.269	19.420	50.216
17	17.470	13.343	19.384	50.197
18	17.502	13.231	19.379	50.112
19	17.487	13.259	19.321	50.067
FINISH				
20	17.412	13.245	19.387	50.044

618 ROSSI Giacomo

		14.802	20.488	
START				
	19.843	29.771	44.307	
1	20.725	13.956	20.453	55.134
2	18.260	13.684	19.913	51.857
3	17.979	13.521	20.021	51.521
4	17.762	13.416	19.683	50.861

620 OBERG Viktor

		14.210	21.406	
START				
	18.634	29.628	47.455	
1	18.988	13.699	19.932	52.619
2	17.860	15.880	20.676	54.416
3	17.870	13.464	19.535	50.869
4	17.611	13.292	19.401	50.304
5	17.802	13.335	19.441	50.578
6	17.558	13.337	19.416	50.311
7	17.550	13.215	19.399	50.164
8	17.530	13.291	19.357	50.178
9	17.512	13.333	19.502	50.347
10	17.515	13.269	19.344	50.128
11	17.602	13.272	19.531	50.405
12	17.538	13.274	19.390	50.202
13	17.508	13.319	19.334	50.161
14	17.581	13.325	19.387	50.293
15	17.493	13.279	19.372	50.144
16	17.517	13.286	19.331	50.134
17	17.471	13.346	19.335	50.152
18	17.497	13.255	19.328	50.080
19	17.476	13.316	19.341	50.133

X 30 CHALLENGE EUROPA 2016

X30 Super

(Sup) Race 2

Historique / Records

Tour	Secteur 1	Secteur 2	Secteur 3	Temps
Lap	Sector 1	Sector 2	Sector 3	Time
FINISH				
20	17.546	13.278	19.332	50.156

622 BREYSSE Kevin

		14.400	20.034	
START				
	19.289	30.416	49.036	
1	18.433	13.532	19.641	51.606
2	17.797	13.429	19.727	50.953
3	17.634	13.368	19.528	50.530
4	17.633	13.383	19.450	50.466
5	17.459	13.297	19.440	50.196
6	17.513	13.315	19.406	50.234
7	17.522	13.326	19.400	50.248
8	17.421	13.246	19.453	50.120
9	17.431	13.275	19.436	50.142
10	17.478	13.237	19.336	50.051
11	17.423	13.344	19.376	50.143
12	17.529	13.291	19.315	50.135
13	17.491	13.232	19.319	50.042
14	17.423	13.299	19.493	50.215
15	17.476	13.296	19.382	50.154
16	17.426	13.230	19.337	49.993
17	17.427	13.233	19.268	49.928
18	17.372	13.246	19.354	49.972
19	17.493	13.223	19.314	50.030
FINISH				
20	17.522	13.244	19.750	50.516

623 RICCI Thomas

		14.435	22.201	
START				
	19.033	27.993	48.253	
1	18.744	13.828	20.223	52.795
2	17.877	13.381	19.695	50.953
3	17.710	13.379	19.675	50.764
4	17.594	13.255	19.391	50.240
5	17.613	13.303	19.413	50.329
6	17.566	13.300	19.488	50.354

Tour	Secteur 1	Secteur 2	Secteur 3	Temps
Lap	Sector 1	Sector 2	Sector 3	Time
7	17.526	13.269	19.451	50.246
8	17.490	13.287	19.428	50.205
9	17.529	13.280	19.434	50.243
10	17.430	13.251	19.440	50.121
11	17.474	13.300	19.427	50.201
12	17.536	13.268	19.416	50.220
13	17.593	13.246	19.373	50.212
14	17.433	13.242	19.382	50.057
15	17.454	13.208	19.395	50.057
16	17.485	13.248	19.414	50.147
17	17.538	13.211	19.432	50.181
18	17.503	13.203	19.364	50.070
19	17.507	13.232	19.692	50.431
FINISH				
20	17.502	13.254	19.478	50.234

625 SANSONE Antoine

		15.465	21.281	
START				
	18.908	27.118	42.470	
1	23.522	14.017	20.381	57.920
2	18.269	13.731	20.322	52.322
3	18.009	13.718	20.371	52.098
4	17.963	13.707	19.996	51.666
5	18.148	14.139	19.925	52.212
6	17.818	14.141	20.011	51.970
7	17.814	13.630	19.903	51.347
8	17.734	13.866	19.842	51.442
9	17.643	13.574	19.757	50.974
10	17.851	13.573	19.908	51.332
11	17.742	13.549	19.783	51.074
12	18.203	13.672	19.889	51.764
13	17.805	13.657	19.918	51.380
14	17.874	13.630	19.819	51.323
15	17.765	13.557	19.920	51.242
16	17.979	13.628	19.948	51.555
17	17.864	13.637	20.120	51.621
18	17.882	13.571	19.990	51.443
19	17.785	13.659	20.052	51.496
FINISH				
20	17.995			51.947

X 30 CHALLENGE EUROPA 2016

X30 Super

(Sup) Race 2

Historique / Records

Tour	Secteur 1	Secteur 2	Secteur 3	Temps
Lap	Sector 1	Sector 2	Sector 3	Time

626 NERGUTI Alban

		14.828	20.514	
	START			
	20.021	29.614	43.869	
1	20.531	13.930	20.413	54.874
2	18.139	14.430	20.219	52.788
3	17.976	13.746	20.607	52.329
4	17.970	13.422	19.940	51.332
5	17.788	13.677	19.757	51.222
6	17.842	13.574	20.671	52.087
7	17.830	13.645	19.746	51.221
8	17.767	13.678	19.788	51.233
9	17.685	13.307	19.816	50.808
10	18.127	13.427	19.675	51.229
11	17.616	13.712	19.819	51.147
12	17.773	13.435	20.096	51.304
13	17.753	13.440	19.672	50.865
14	17.649	13.419	19.692	50.760
15	17.685	13.399	19.683	50.767
16	17.517	13.359	19.653	50.529
17	17.659	13.344	19.670	50.673
18	17.659	13.342	19.668	50.669
19	17.710	13.323	19.520	50.553
	FINISH			
20	18.125	13.785	19.810	51.720

628 PEDRANZINI Patrick

		15.467	20.992	
	START			
	18.652	28.348	43.604	
1	22.743	14.001	20.216	56.960
2	17.956	13.604	19.780	51.340
3	17.810	13.600	20.232	51.642
4	17.756	13.367	20.571	51.694
5	17.668	13.445	19.937	51.050
6	17.647	13.465	20.164	51.276
7	17.807	13.427	19.623	50.857
8	17.583	13.322	19.686	50.591
9	17.811	13.847	20.253	51.911

Tour	Secteur 1	Secteur 2	Secteur 3	Temps
Lap	Sector 1	Sector 2	Sector 3	Time

10	18.515	13.421	19.679	51.615
11	17.630	13.597	19.824	51.051
12	17.802	13.403	19.829	51.034
13	17.996	13.431	19.949	51.376
14	17.656	13.423	19.657	50.736
15	17.551	13.347	19.696	50.594
16	17.734	13.420	19.676	50.830
17	17.661	13.351	19.533	50.545
18	17.601	13.263	19.750	50.614
19	17.654	13.350	19.597	50.601
	FINISH			
20	17.866	13.464	19.639	50.969

631 DE PAUW Ulysse

		14.282	21.429	
	START			
	18.514	29.478	47.780	
1	19.600	13.611	20.087	53.298
2	17.818	13.857	19.736	51.411
3	17.789	13.634	19.982	51.405
4	17.747	13.269	19.598	50.614
5	17.633	13.269	19.479	50.381
6	17.653	13.203	19.495	50.351
7	17.562	13.290	19.449	50.301
8	17.541	13.274	19.441	50.256
9	17.502	13.237	19.408	50.147
10	17.526	13.292	19.490	50.308
11	17.510	13.260	19.494	50.264
12	17.641	13.238	19.398	50.277
13	17.505	13.265	19.390	50.160
14	17.487	13.266	19.420	50.173
15	17.496	13.298	19.496	50.290
16	17.504	13.227	19.424	50.155
17	17.499	13.198	19.395	50.092
18	17.464	13.239	19.329	50.032
19	17.488	13.166	19.380	50.034
	FINISH			
20	17.461	13.212	19.379	50.052

X 30 CHALLENGE EUROPA 2016

X30 Super

(Sup) Race 2

Historique / Records

Tour	Secteur 1	Secteur 2	Secteur 3	Temps
Lap	Sector 1	Sector 2	Sector 3	Time

633 LITCHFIELD Mark

		14.258	20.893	
	START			
	18.022	30.339	48.232	
1	18.685	13.517	19.794	51.996
2	17.775	13.347	19.704	50.826
3	17.683	13.296	19.541	50.520
4	17.682	13.359	19.460	50.501
5	17.658	13.247	19.493	50.398
6	17.935	13.269	19.504	50.708
7	17.606	13.201	19.414	50.221
8	17.505	13.254	19.414	50.173
9	17.531	13.357	19.428	50.316
10	17.541	13.254	19.409	50.204
11	17.550	13.559	19.514	50.623
12	17.557	13.202	19.448	50.207
13	17.595	13.234	19.479	50.308
14	17.601	13.342	19.764	50.707
15	17.576	13.215	19.446	50.237
16	17.555	13.275	19.454	50.284
17	17.719	13.243	19.590	50.552
18	17.583	13.256	19.487	50.326
19	17.691	13.296	19.466	50.453
	FINISH			
20	17.569	13.249	19.446	50.264

650 VAN BOGAERT Lennert

		14.468	20.763	
	START			
	19.091	29.575	46.380	
1	19.125	13.806	19.944	52.875
2	17.933	13.809	19.740	51.482
3	17.751	13.372	19.757	50.880
4	17.698	13.586	19.872	51.156
5	17.896	13.352	19.556	50.804
6	17.676	13.368	19.966	51.010
7	17.672	13.317	19.423	50.412
8	17.656	13.328	19.478	50.462
9	17.693	13.290	19.813	50.796

Tour	Secteur 1	Secteur 2	Secteur 3	Temps
Lap	Sector 1	Sector 2	Sector 3	Time

10	17.610	13.308	19.508	50.426
11	17.566	13.286	19.384	50.236
12	17.690	13.571	19.585	50.846
13	17.726	13.692	19.747	51.165
14	17.720	13.321	19.431	50.472
15	17.586	13.228	19.452	50.266
16	17.524	13.250	19.469	50.243
17	17.562	13.529	19.664	50.755
18	17.576	13.246	19.443	50.265
19	17.534	13.262	19.393	50.189
	FINISH			
20	17.643	13.315	19.507	50.465

664 RIVA Luca

		15.468	20.811	
	START			
	18.951	25.767	42.023	
1	20.683	13.810	20.248	54.741
2	18.127	13.639	20.243	52.009
3	17.973	13.676	19.810	51.459
4	17.866	13.466	19.802	51.134
5	18.056	14.298	19.860	52.214
6	18.036	13.821	19.764	51.621
7	17.637	13.482	19.736	50.855
8	17.827	13.478	19.679	50.984
9	17.877	13.458	19.753	51.088
10	17.856	13.863	20.098	51.817
11	17.945	13.953	20.347	52.245
12	17.944	13.544	19.847	51.335
13	17.981	13.511	19.863	51.355
14	18.015	13.608	19.932	51.555
15	18.027	13.528	20.010	51.565
16	17.952	13.534	19.853	51.339
17	17.898	13.656	19.854	51.408
18	17.958	13.503	19.874	51.335
19	17.942	13.493	19.921	51.356
	FINISH			
20	17.892			51.497

X 30 CHALLENGE EUROPA 2016

X30 Super

(Sup) Race 2

Historique / Records

Tour	Secteur 1	Secteur 2	Secteur 3	Temps
Lap	Sector 1	Sector 2	Sector 3	Time

669 PRETTE Louis

		21.754	21.990	
	START			
	18.480	17.767	42.844	
1	19.738	14.069	20.147	53.954
2	17.948	13.506	19.915	51.369
3	17.879	13.347	19.696	50.922
4	17.746	13.401	19.786	50.933
5	18.341	13.569	19.837	51.747
6	17.700	13.568	19.828	51.096
7	17.536	13.356	19.470	50.362
8	17.572	13.246	19.749	50.567
9	17.605	13.220	19.476	50.301
10	17.532	13.314	19.479	50.325
11	17.965	13.521	19.495	50.981
12	17.637	13.342	19.491	50.470
13	17.527	13.272	19.456	50.255
14	17.580	13.460	19.589	50.629
15	17.518	13.288	19.473	50.279
16	17.505	13.271	19.404	50.180
17	17.580	13.265	19.509	50.354
18	17.494	13.291	19.420	50.205
19	17.478	13.295	19.495	50.268
	FINISH			
20	17.473	13.256	19.397	50.126

675 GODEFROID William

		14.834	20.727	
	START			
	18.895	29.568	47.162	
1	19.741	13.672	20.064	53.477
2	17.847	13.641	19.994	51.482
3	17.642	13.324	19.656	50.622
4	17.662	13.345	19.517	50.524
5	17.596	13.258	19.548	50.402
6	17.662	13.331	19.770	50.763
7	17.716	13.235	19.579	50.530
8	17.615	13.439	19.665	50.719
9	17.915	13.744	20.172	51.831

Tour	Secteur 1	Secteur 2	Secteur 3	Temps
Lap	Sector 1	Sector 2	Sector 3	Time

10	17.593	13.518	20.192	51.303
11	18.176	14.237	19.688	52.101
12	17.766	13.357	19.657	50.780
13	24.644	17.130	21.513	1:03.287
	FINISH			

688 POTTY Maxime

		14.202	21.030	
	START			
	18.190	30.260	47.997	
1	19.874	13.544	20.101	53.519
2	17.886	13.802	19.744	51.432
3	17.709	13.426	19.570	50.705
4	17.686	13.339	19.467	50.492
5	17.568	13.247	19.563	50.378
6	17.560	13.235	19.512	50.307
7	17.488	13.230	19.394	50.112
8	17.487	13.216	19.441	50.144
9	17.500	13.157	19.407	50.064
10	17.447	13.187	19.366	50.000
11	17.511	13.258	19.403	50.172
12	17.449	13.144	19.319	49.912
13	17.514	13.186	19.334	50.034
14	17.379	13.259	19.467	50.105
15	17.413	13.178	19.282	49.873
16	17.382	13.158	19.398	49.938
17	17.443	13.165	19.409	50.017
18	17.534	13.160	19.324	50.018
19	17.610	13.128	19.395	50.133
	FINISH			
20	17.463	13.164	19.309	49.936

689 GREENFIELD Taylor

		14.592	20.597	
	START			
	19.298	29.601	45.471	
1	19.637	13.979	20.028	53.644
2	17.869	13.658	20.092	51.619
3	17.825	13.491	19.740	51.056

X 30 CHALLENGE EUROPA 2016

X30 Super

(Sup) Race 2

Historique / Records

Tour	Secteur 1	Secteur 2	Secteur 3	Temps
Lap	Sector 1	Sector 2	Sector 3	Time
4	18.036	13.363	19.581	50.980
5	17.651	13.299	19.611	50.561
6	17.456	13.363	19.686	50.505
7	17.654	13.293	19.518	50.465
8	17.553	13.533	20.037	51.123
9	17.611	13.405	19.784	50.800
10	17.557	13.371	19.865	50.793
11	17.647	13.366	19.535	50.548
12	17.860	13.309	19.587	50.756
13	17.554	13.342	19.511	50.407
14	17.520	13.281	19.480	50.281
15	17.468	13.258	19.512	50.238
16	17.585	13.321	19.451	50.357
17	17.532	13.251	19.517	50.300
18	17.598	13.318	19.409	50.325
19	17.479	13.276	19.474	50.229
FINISH				
20	17.560	13.272	19.416	50.248

X30 Super (Sup) Race 2


Tour par tour / Lap by lap

Grille / Grid	622	602	623	633	688	631	620	615	675	650	613	689	617	616	669	618	608	626	609	628	614	684	625	664	607	612	603
---------------	-----	-----	-----	-----	-----	-----	-----	-----	-----	-----	-----	-----	-----	-----	-----	-----	-----	-----	-----	-----	-----	-----	-----	-----	-----	-----	-----

	1.	2.	3.	4.	5.	6.	7.	8.	9.	10.	11.	12.	13.	14.	15.	16.	17.	18.	19.	20.	21.	22.	23.	24.	25.	26.	27.
Départ / Start	622	623	602	633	688	631	615	620	650	689	675	616	613	618	626	617	669	608	628	684	614	609	664	612	607	603	625
Tour / Lap 1	622	633	602	623	615	620	650	631	688	675	689	616	613	669	684	626	618	617	664	612	609	608	614	628	625	603	607
Tour / Lap 2	622	633	602	623	650	631	688	675	615	689	613	616	669	684	620	617	618	612	664	626	609	614	608	628	603	625	607
Tour / Lap 3	622	633	602	623	650	688	675	631	615	689	613	669	616	620	617	612	618	664	609	614	626	628	608	603	684	607	625
Tour / Lap 4	622	633	602	623	688	675	650	631	615	613	689	616	669	620	617	612	618	664	609	614	626	603	628	608	607	684	625
Tour / Lap 5	622	633	602	623	688	675	631	650	615	613	689	616	620	669	612	617	618	609	614	664	603	626	628	608	607	684	625
Tour / Lap 6	622	602	633	623	688	631	675	615	650	613	689	620	616	612	617	669	609	618	614	664	628	626	608	607	684	625	
Tour / Lap 7	622	602	633	623	688	631	675	615	650	689	620	613	616	612	617	669	609	614	618	664	628	608	626	607	684	625	
Tour / Lap 8	622	602	633	623	688	631	675	615	650	620	613	689	612	616	617	609	669	614	618	664	628	608	607	626	684	625	
Tour / Lap 9	622	602	633	623	688	631	615	620	650	613	675	612	689	617	616	609	669	614	618	664	608	607	628	626	684	625	
Tour / Lap 10	622	602	633	623	688	631	615	620	650	613	612	689	675	617	609	616	669	614	618	608	607	664	626	628	684	625	
Tour / Lap 11	622	602	623	633	688	631	620	615	650	613	612	689	617	609	616	669	614	675	618	608	607	626	628	664	684	625	
Tour / Lap 12	622	602	623	633	688	631	620	615	613	650	612	617	689	616	669	614	675	618	609	608	607	628	626	664	684	625	
Tour / Lap 13	622	602	623	633	688	631	620	615	613	612	650	617	689	616	669	614	618	609	608	607	626	628	664	684	675	625	
Tour / Lap 14	622	602	623	688	633	631	620	615	613	612	650	617	689	669	616	614	618	609	608	607	626	628	664	684	625		
Tour / Lap 15	622	602	623	688	633	631	620	615	613	612	650	617	689	669	616	614	618	609	608	607	626	628	664	684	625		
Tour / Lap 16	622	602	623	688	633	631	620	613	615	612	650	617	689	669	616	614	618	609	608	607	626	628	664	684	625		
Tour / Lap 17	622	602	623	688	633	631	620	613	615	612	617	650	689	669	616	614	618	609	608	607	626	628	664	684	625		
Tour / Lap 18	622	602	623	688	633	631	620	613	615	612	617	650	689	669	616	614	609	618	608	607	626	628	664	684	625		
Tour / Lap 19	622	602	688	623	633	631	620	613	615	612	617	650	689	669	616	614	609	618	608	607	626	628	664	684	625		
Tour / Lap 20	622	602	688	623	633	631	620	613	615	612	617	650	689	669	616	614	609	618	608	607	628	626	664	684	625		

X30 Super

Classement final / Final Classification

Cl ^t	N°	Concurrent	Pilote	Nat	Nat	R1	R2	Points
Rnk	No.	Entrant	Driver					
1	622	MMC Racing	BREYSSE Kevin	FRA		88	88	176
2	602	RSD Karting	COMPERE Victor	FRA		83	83	166
3	623	LM Karting	RICCI Thomas	FRA		79	76	155
4	688	Karting Club Condroz	POTTY Maxime	BEL		74	79	153
5	633	PF International	LITCHFIELD Mark	GBR		76	74	150
6	631	De Pauw	DE PAUW Ulysse	BEL		73	73	146
7	620	PDB Racing Team	OBBERG Viktor	SWE		72	72	144
8	615	Picot	PICOT Nicolas	FRA		71	70	141
9	613	VDK Racing	COLLIGNON Corentin	FRA		68	71	139
10	650	Van Bogaert Peter	VAN BOGAERT Lennert	BEL		69	67	136
11	617	Girard Ingrid	GIRARD Ingrid	FRA		66	68	134
12	689	PDB Racing Team	GREENFIELD Taylor	PER		67	66	133
13	669	MMC Racing	PRETTE Louis	MON		64	65	129
14	616	Ludo Racing	MIDALI Luca	FRA		65	64	129
15	618	Rossi Giacomo	ROSSI Giacomo	ITA		63	61	124
16	675	CG Racing	GODEFROID William	BEL		70	53	123
17	612	KC Condroz	DRION Maxime	BEL		53	69	122
18	609	Rongier Jean-Luc	RONGIER Quentin	FRA		60	62	122
19	608	Spirit Karting	MAZOU Hicham	SUI		62	60	122
20	614	Kartomanie	ROMULUS Lucas	FRA		58	63	121
21	626	Nerguti Compétition	NERGUTI Alban	FRA		61	57	118
22	628	Pedranzini Patrick	PEDRANZINI Patrick	ITA		59	58	117
23	607	RSD Karting	DESPLAT Nelson	FRA		54	59	113
24	684	Solinas Sebastiano	SOLINAS Sebastiano	ITA		57	55	112
25	664	Riva	RIVA Luca	ITA		55	56	111
26	625	Sansone Team Compétition	SANSONE Antoine	FRA		56	54	110
27	603	Evokart Srl	MAESTRANZI Marco	ITA		52	52	104

Le Chronométrage



Affiché à

Le Président du Collège