

























X 30 CHALLENGE EUROPA 2016

X30 Super Shifter (Shi) Qualifying Practice Classement de la séance

Cl	N°	Pilote	Nat	Nat	Meilleur S1	Meilleur S2	Meilleur S3	Temps idéal	Temps	Ecart	Tour	Vitesse
Rnk	No.	Driver			Best S1	Best S2	Best S3	Ideal Time	Time	Gap	Lap	Speed
1	448	LAPINA Lorenzo	ITA		17.145	12.689	18.649	48.483	48.483		8	93,26
2	401	VIGANO Matteo	ITA		17.169	12.677	18.625	48.471	48.511	+0.028	5	93,20
3	483	POLLINI Renda	ITA		17.187	12.733	18.674	48.594	48.594	+0.111	6	93,04
4	402	TELLONE Pasquale	ITA		17.259	12.765	18.782	48.806	48.820	+0.337	5	92,61
5	479	BURAN Alessandro	ITA		17.272	12.774	18.829	48.875	48.909	+0.426	6	92,44
6	414	MAASSAD Karl	LIB		17.298	12.803	18.807	48.908	48.934	+0.451	7	92,40
7	405	BOURGEOIS Pierre	FRA		17.310	12.759	18.887	48.956	48.999	+0.516	9	92,27
8	418	DI PIETRO Andrea	ITA		17.305	12.843	18.863	49.011	49.026	+0.543	7	92,22
9	415	SARFATI Jean-Noël	FRA		17.268	12.845	18.859	48.972	49.063	+0.580	6	92,15
10	437	PIIRIMAGI Sten	EST		17.345	12.770	18.893	49.008	49.067	+0.584	11	92,15
11	425	ALLEN Scott	GBR		17.340	12.766	18.891	48.997	49.077	+0.594	7	92,13
12	450	DELRE Thierry	BEL		17.335	12.792	18.961	49.088	49.133	+0.650	7	92,02
13	412	SOUSA Yohan	POR		17.365	12.784	18.965	49.114	49.168	+0.685	6	91,96
14	424	GARCIA SANCHEZ Eduardo	ESP		17.340	12.860	18.913	49.113	49.184	+0.701	7	91,93
15	481	PROSPERI Enrico	ITA		17.415	12.820	18.906	49.141	49.189	+0.706	7	91,92
16	482	DE VECCHI Stefano	ITA		17.363	12.889	18.967	49.219	49.274	+0.791	7	91,76
17	408	FUCHS Julian	GER		17.390	12.895	19.003	49.288	49.342	+0.859	8	91,63
18	461	GIOMARELLI Luca	ITA		17.529	12.923	18.958	49.410	49.440	+0.957	11	91,45
19	422	MELAS Riccardo	ITA		17.499	12.933	18.963	49.395	49.454	+0.971	7	91,43
20	423	LEPERT Sébastien	FRA		17.528	12.979	19.157	49.664	49.693	+1.210	9	90,99
21	477	DEBBAS Karim	LIB		17.601	13.043	19.110	49.754	49.832	+1.349	10	90,73
22	478	BOISSEAUX Charles-Eric	FRA		17.524	13.087	19.260	49.871	49.895	+1.412	7	90,62
23	480	VALENTI Marco	ITA		17.696	13.109	19.392	50.197	50.362	+1.879	8	89,78
24	427	MIZZONI Mirko	ITA		18.377	13.642	19.624	51.643	51.643	+3.160	4	87,55
25	411	TILLOCA Luca	ITA		18.658	14.952	19.454	53.064	53.397	+4.914	3	84,67

Sous réserve du contrôle technique ou de fait sportif

Le Chronométrage



Affiché à

Le Président du Collège

X 30 CHALLENGE EUROPA 2016

X30 Super Shiffter (Shi) Qualifying Practice Historique / Records

Tour	Secteur 1	Secteur 2	Secteur 3	Temps
Lap	Sector 1	Sector 2	Sector 3	Time

401 VIGANO Matteo

START				
1		16.741	21.602	
2	18.945	14.736	20.006	53.687
3	17.440	13.074	18.860	49.374
4	17.238	12.790	18.730	48.758
5	17.187	12.699	18.625	48.511
6	17.169	12.677	18.679	48.525
FINISH				

402 TELLONE Pasquale

START				
1		16.910	22.631	
2	18.551	14.305	20.106	52.962
3	17.608	12.937	18.916	49.461
4	17.369	12.817	18.871	49.057
5	17.259	12.765	18.796	48.820
6	17.289	12.806	18.842	48.937
7	17.306	12.790	18.782	48.878
8	19.945	16.416	18.915	55.276
9	17.345			49.003
FINISH				

405 BOURGEOIS Pierre

START				
1		16.153	21.494	
2	19.215	13.554	19.600	52.369
3	17.996	13.051	19.136	50.183
4	17.513	12.947	19.006	49.466
5	17.444	12.830	18.941	49.215
6	17.350	12.834	18.913	49.097
7	17.340	12.879	18.897	49.116
8	17.310	12.884	18.905	49.099
9	17.353	12.759	18.887	48.999
10	17.357	12.878	18.888	49.123

Tour	Secteur 1	Secteur 2	Secteur 3	Temps
Lap	Sector 1	Sector 2	Sector 3	Time

11	17.366			49.325
FINISH				
12	21.560	15.252	19.164	55.976

408 FUCHS Julian

START				
1		15.053	21.574	
2	21.027	14.707	19.884	55.618
3	18.039	13.100	19.352	50.491
4	17.651	13.057	19.197	49.905
5	17.548	14.227	19.709	51.484
6	17.691	12.965	19.137	49.793
7	17.486	12.905	19.003	49.394
8	17.407	12.895	19.040	49.342
9	17.894	14.239	19.105	51.238
10	17.472	12.948	19.086	49.506
11	17.390			49.359
FINISH				
12	17.481	13.252	19.576	50.309

411 TILLOCA Luca

START				
1		17.383	22.877	
2	20.008	14.952	20.326	55.286
3	18.658	15.285	19.454	53.397
FINISH				

412 SOUSA Yohan

START				
1		17.310	26.307	
2	21.117	13.735	19.535	54.387
3	17.828	12.954	19.187	49.969
4	17.524	12.817	19.004	49.345
5	17.504	12.829	18.975	49.308

X 30 CHALLENGE EUROPA 2016

X30 Super Shifter

(Shi) Qualifying Practice

Historique / Records

Tour	Secteur 1	Secteur 2	Secteur 3	Temps
Lap	Sector 1	Sector 2	Sector 3	Time
6	17.394	12.784	18.990	49.168
7	17.371	12.887	19.992	50.250
8	17.422	12.799	18.980	49.201
9	17.413	12.797	18.970	49.180
10	17.429	12.822	18.965	49.216
11	17.365	12.801	19.022	49.188
FINISH				
12	17.777	12.997	32.776	1:03.550

414 MAASSAD Karl

START				
1		15.483	21.537	
2	18.799	14.386	20.665	53.850
3	17.597	12.945	18.855	49.397
4	17.576	12.850	18.938	49.364
5	17.376	12.903	18.938	49.217
6	17.322	12.813	18.807	48.942
7	17.298	12.803	18.833	48.934
8	17.384	12.858	19.701	49.943
FINISH				

415 SARFATI Jean-Noël

START				
1		17.563	23.860	
2	21.878	14.156	20.085	56.119
3	17.866	13.069	19.143	50.078
4	17.931	13.019	19.157	50.107
5	17.533	12.954	19.005	49.492
6	17.329	12.871	18.863	49.063
7	17.268	12.845	18.979	49.092
8	17.418	12.858	18.897	49.173
9	17.302	12.926	18.859	49.087
10	17.389	12.938	19.014	49.341
11	17.402	12.974	19.052	49.428
FINISH				
12	17.525	13.475	22.642	53.642

Tour	Secteur 1	Secteur 2	Secteur 3	Temps
Lap	Sector 1	Sector 2	Sector 3	Time

418 DI PIETRO Andrea

START				
1		19.500	29.196	
2	21.863	14.099	19.459	55.421
3	17.799	13.011	19.030	49.840
4	17.515	12.955	18.902	49.372
5	17.429	12.923	18.875	49.227
6	17.453	12.843	18.906	49.202
7	17.305	12.858	18.863	49.026
8	17.362	12.843	18.895	49.100
9	19.274	14.276	21.391	54.941
10	17.363	12.892	18.975	49.230
FINISH				
11	18.164	18.175	23.307	59.646

422 MELAS Riccardo

START				
1		15.833	21.821	
2	19.790	13.832	19.444	53.066
3	17.863	12.984	19.436	50.283
4	17.604	12.995	19.240	49.839
5	17.586	13.595	19.440	50.621
6	17.679	12.940	19.089	49.708
7	17.530	12.961	18.963	49.454
8	17.716	12.994	19.163	49.873
9	17.569	12.933	19.051	49.553
10	17.504	12.946	19.190	49.640
11	17.499			50.131
FINISH				
12	19.955	18.198	23.218	1:01.371

423 LEPERT Sébastien

START				
1		16.468	21.872	
2	19.964	13.944	19.798	53.706
3	18.955	13.350	19.506	51.811
4	17.864	13.102	19.275	50.241

X 30 CHALLENGE EUROPA 2016

X30 Super Shifter

(Shi) Qualifying Practice

Historique / Records

Tour	Secteur 1	Secteur 2	Secteur 3	Temps
Lap	Sector 1	Sector 2	Sector 3	Time
5	17.838	13.014	19.232	50.084
6	17.854	13.037	19.477	50.368
7	17.738	12.979	19.172	49.889
8	17.655	13.041	19.203	49.899
9	17.528	13.008	19.157	49.693
10	17.631	12.999	19.158	49.788
11	17.687			49.922
FINISH				
12	17.589	13.117	19.197	49.903

424 GARCIA SANCHEZ Eduardo

START				
1		16.386	22.020	
2	18.365	13.936	20.800	53.101
3	17.655	13.103	19.142	49.900
4	17.550	12.971	19.058	49.579
5	17.364	12.897	19.075	49.336
6	17.425	13.072	18.913	49.410
7	17.340	12.894	18.950	49.184
8	17.466	12.860	18.932	49.258
9	17.472	12.925	19.072	49.469
10	17.390			49.335
FINISH				
11	19.218	14.047	21.025	54.290

425 ALLEN Scott

START				
1		15.010	22.959	
2	19.487	13.459	19.634	52.580
3	17.856	13.010	19.117	49.983
4	17.436	12.865	19.058	49.359
5	17.430	12.885	19.008	49.323
6	17.385	12.949	18.891	49.225
7	17.340	12.831	18.906	49.077
8	17.387	12.766	18.982	49.135
9	17.396	12.894	18.982	49.272
10	17.361	12.942	18.905	49.208
11	17.491			49.571
FINISH				

Tour	Secteur 1	Secteur 2	Secteur 3	Temps
Lap	Sector 1	Sector 2	Sector 3	Time

427 MIZZONI Mirko

START				
1		18.365	26.304	
2	21.130	16.861	22.587	1:00.578
3	20.243	14.377	21.374	55.994
4	18.377	13.642	19.624	51.643
FINISH				

437 PIIRIMAGI Sten

START				
1		20.221	22.206	
2	18.919	13.592	19.501	52.012
3	17.763	13.059	19.199	50.021
4	17.591	13.026	19.176	49.793
5	17.351	12.873	18.893	49.117
6	17.345	12.843	18.970	49.158
7	17.422	12.770	18.940	49.132
8	17.378	12.834	18.902	49.114
9	19.883	15.248	19.000	54.131
10	17.471			49.333
FINISH				
11	17.374	12.785	18.908	49.067

448 LAPINA Lorenzo

START				
1		16.712	22.508	
2	19.367	14.539	20.688	54.594
3	18.737	14.168	32.552	1:05.457
4	19.066	16.687	28.287	1:04.040
5	17.629	12.969	21.593	52.191
6	17.338	12.784	18.766	48.888
7	17.242	12.772	18.652	48.666
8	17.145	12.689	18.649	48.483
9	19.807	15.360	23.768	58.935
10	17.208	12.741	18.710	48.659
FINISH				
11	17.218	14.271	20.849	52.338

X 30 CHALLENGE EUROPA 2016

X30 Super Shifter

(Shi) Qualifying Practice

Historique / Records

Tour	Secteur 1	Secteur 2	Secteur 3	Temps
Lap	Sector 1	Sector 2	Sector 3	Time

450 DELRE Thierry

START				
1		16.594	21.901	
2	19.583	13.520	19.570	52.673
3	17.829	13.079	19.267	50.175
4	17.502	12.927	19.079	49.508
5	17.463	12.848	19.024	49.335
6	17.335	12.853	19.013	49.201
7	17.339	12.792	19.002	49.133
8	17.352	12.887	18.991	49.230
9	17.404	12.861	18.961	49.226
10	17.347	12.912	19.037	49.296
11	17.356			49.360
FINISH				
12	18.533	15.202	21.320	55.055

461 GIOMARELLI Luca

START				
1		18.701	26.217	
2	21.349	14.432	19.686	55.467
3	18.003	13.048	19.199	50.250
4	17.695	12.965	19.143	49.803
5	17.834	12.995	18.958	49.787
6	17.682	12.960	19.099	49.741
7	17.580	12.963	19.000	49.543
8	17.605	12.942	19.030	49.577
9	17.616			49.514
10	17.675	12.944	19.066	49.685
11	17.529	12.923	18.988	49.440
FINISH				
12	17.668	12.959	20.289	50.916

477 DEBBAS Karim

START				
1		18.191	23.185	
2	19.786	13.665	19.945	53.396
3	17.988	13.165	19.464	50.617

Tour	Secteur 1	Secteur 2	Secteur 3	Temps
Lap	Sector 1	Sector 2	Sector 3	Time

4	17.787	13.193	19.300	50.280
5	17.704	13.348	19.398	50.450
6	17.686	13.043	19.301	50.030
7	17.696	13.111	19.225	50.032
8	18.146	13.056	19.292	50.494
9	17.683	13.058	19.110	49.851
10	17.601	13.070	19.161	49.832
11	17.676	13.174	19.272	50.122
FINISH				
12	17.666	13.124	19.302	50.092

478 BOISSEAUX Charles-Eric

START				
1		15.839	21.772	
2	19.849	13.826	19.716	53.391
3	17.871	13.131	19.485	50.487
4	18.030	13.345	19.409	50.784
5	17.900	13.166	19.466	50.532
6	17.538	13.164	19.323	50.025
7	17.524	13.087	19.284	49.895
8	17.612	13.221	19.260	50.093
9	17.580	13.182	20.813	51.575
10	17.622	13.142	19.295	50.059
11	17.574			50.179
FINISH				

479 BURAN Alessandro

START				
1		16.368	22.156	
2	19.405	14.347	20.758	54.510
3	18.825	14.369	23.049	56.243
4	17.525	12.986	19.876	50.387
5	17.290	12.774	18.868	48.932
6	17.272	12.808	18.829	48.909
7	17.324	12.828	18.856	49.008
8	17.352	14.165	24.885	56.402
9	17.394	12.900	18.912	49.206
10	17.773			51.689
FINISH				

X 30 CHALLENGE EUROPA 2016

X30 Super Shifter

(Shi) Qualifying Practice

Historique / Records

Tour	Secteur 1	Secteur 2	Secteur 3	Temps
Lap	Sector 1	Sector 2	Sector 3	Time

480 VALENTI Marco

START				
1		16.621	22.049	
2	19.368	13.876	20.109	53.353
3	18.039	13.344	19.457	50.840
4	18.498	13.324	19.435	51.257
5	17.738	13.305	22.561	53.604
6	18.246	13.134	19.475	50.855
7	18.248	13.109	19.470	50.827
8	17.696	13.241	19.425	50.362
9	17.743	13.211	20.056	51.010
10	18.188			53.630
FINISH				
11	17.805	13.177	19.392	50.374

481 PROSPERI Enrico

START				
1		16.559	22.434	
2	18.357	13.158	19.254	50.769
3	17.677	12.967	19.057	49.701
4	17.472	12.973	18.987	49.432
5	17.446	12.885	18.925	49.256
6	17.462	12.925	18.927	49.314
7	17.463	12.820	18.906	49.189
8	17.415	13.033	18.937	49.385
9	17.434	13.084	19.506	50.024
10	17.498			49.366
FINISH				
11	17.493	12.905	18.970	49.368

482 DE VECCHI Stefano

START				
1		17.797	20.638	
2	18.389	13.198	19.273	50.860
3	17.660	13.052	19.193	49.905
4	17.581	12.973	18.967	49.521
5	17.624	13.004	19.280	49.908

Tour	Secteur 1	Secteur 2	Secteur 3	Temps
Lap	Sector 1	Sector 2	Sector 3	Time

6	17.468	12.889	18.985	49.342
7	17.363	12.917	18.994	49.274
8	17.577	13.077	19.064	49.718
9	17.477	17.897	22.926	58.300
FINISH				

483 POLLINI Renda

START				
1		16.786	23.001	
2	18.996	14.324	19.739	53.059
3	17.617	12.834	18.833	49.284
4	17.301	12.818	18.691	48.810
5	17.257	12.804	18.715	48.776
6	17.187	12.733	18.674	48.594
7	17.239	12.761	18.742	48.742
8	23.166	14.857	18.913	56.936
9	17.355			49.040
FINISH				

X30 Super Shifter

(Shi) Race 1

Classement / Classification


Cl ^t	N ^o	Concurrent	Pilote	Nat	Nat	Tours	Ecart	M.Tour	Vitesse	Pénalité	Points
Rnk	No.	Entrant	Driver			Laps	Gap	B.Lap	Speed	Penalty	
1	401	Comer Spa	VIGANO Matteo	ITA		20		49.369	91,58		88
2	483	Renda Mostorsport sas	POLLINI Renda	ITA		20	+0.240	49.340	91,64		83
3	411	GP Racing	TILLOCA Luca	ITA		20	+3.506	49.222	91,86		79
4	448	Ital Corse Racing Team	LAPINA Lorenzo	ITA		20	+4.260	49.256	91,79		76
5	437	Piirimagi Sten	PIIRIMAGI Sten	EST		20	+4.807	49.299	91,71		74
6	412	Sousa Cristovao	SOUSA Yohan	POR		20	+5.128	49.342	91,63		73
7	481	Renda Mostorsport SAS	PROSPERI Enrico	ITA		20	+6.361	49.168	91,96		72
8	425	Allen	ALLEN Scott	GBR		20	+7.321	49.350	91,62		71
9	424	LTP Competicion	GARCIA SANCHEZ Eduardo	ESP		20	+11.724	49.695	90,98		70
10	450	Mach 1 Motorsport	DELRE Thierry	BEL		20	+12.747	49.679	91,01		69
11	408	AK-Racing	FUCHS Julian	GER		20	+13.540	49.619	91,12		68
12	418	GP Racing	DI PIETRO Andrea	ITA		20	+13.611	49.472	91,39		67
13	427	Ital Corse Racing Team	MIZZONI Mirko	ITA		20	+15.576	49.689	90,99		66
14	414	Maassad Pierre	MAASSAD Karl	LIB		20	+16.888	49.427	91,48	+5.000	65
15	482	De Vecchi Gilberto	DE VECCHI Stefano	ITA		20	+25.743	49.633	91,10		64
16	423	XS Racing	LEPERT Sébastien	FRA		20	+26.361	50.131	90,19		63
17	477	Debbas Karim	DEBBAS Karim	LIB		20	+28.013	50.044	90,35		62
18	480	Renda Mostorsport SAS	VALENTI Marco	ITA		20	+34.510	50.241	89,99		61
19	422	Melas Riccardo	MELAS Riccardo	ITA		13	+7 Laps	49.840	90,72		60
20	415	Sarfati Bernard	SARFATI Jean-Noël	FRA		6	+14 Laps	49.552	91,24		59
21	405	Idéal Kart	BOURGEOIS Pierre	FRA		5	+15 Laps	49.692	90,99		58
22	478	Le Castellet Kart Racing	BOISSEAUX Charles-Eric	FRA			+20 Laps				57

Meilleur tour / Best lap: 481 PROSPERI Enrico - 49.168



Pas un tour / No lap

478	Le Castellet Kart Racing	BOISSEAUX Charles-Eric	FRA		57
-----	--------------------------	------------------------	-----	---	----

Exclu de la manche / Excluded

479	Haase	BURAN Alessandro	ITA	
-----	-------	------------------	-----	---

Exclus de la manifestation / Excluded from the event

402	BRM Racing Srl	TELLONE Pasquale	ITA	
461	Giomarelli	GIOMARELLI Luca	ITA	

N^o 479 Exclusion de la manche / Exclusion from the heat Rapport n^o 34

Non respect du drapeau jaune / Non compliance with the yellow flag

N^o 414 Pénalité 5 secondes / Time penalty of 5s : Départ anticipé / Anticipated departure ART. 2.20a Rapport n^o 35

N^o 461 Exclusion du meeting / Exclusion from the meeting : Pilote agressif / Aggressive pilot : Bagarre à l'arrivée Rapport n^o 44

N^o 402 Exclusion du meeting / Exclusion from the meeting : Pilote agressif / Aggressive pilot : Bagarre à l'arrivée Rapport n^o 48

N^o 461 Exclusion du meeting / Exclusion from the meeting : Pilote agressif / Aggressive pilot : Bagarre à l'arrivée Rapport n^o 47

Sous réserve du contrôle technique ou de fait sportif

X 30 CHALLENGE EUROPA 2016

X30 Super Shifter

(Shi) Race 1

Classement / Classification

Le Chronométrage



Affiché à

Le Président du Collège

X30 Super Shifter

(Shi) Heat 1

Historique / Records

Tour	Secteur 1	Secteur 2	Secteur 3	Temps
Lap	Sector 1	Sector 2	Sector 3	Time

401 VIGANO Matteo				
		17.560	22.062	
	18.776	14.460	37.871	
START				
1	19.514	13.080	19.117	51.711
2	17.775	13.083	19.111	49.969
3	17.633	12.993	19.024	49.650
4	17.538	12.959	18.972	49.469
5	17.422	12.849	19.045	49.316
6	17.462	12.876	18.966	49.304
7	17.372	12.886	18.914	49.172
8	17.387	12.925	18.948	49.260
9	17.511			49.321
10	17.381	12.936	18.997	49.314
11	17.562	12.862	18.961	49.385
FINISH				
12	17.419	12.906	19.112	49.437

402 TELLONE Pasquale				
		17.345	22.090	
START				
	18.744	14.529	1:05.575	
1	20.518	13.255	19.280	53.053
2	17.897	13.048	19.317	50.262
3	17.691	13.050	19.161	49.902
4	17.638	12.975	18.973	49.586
5	17.578	12.906	18.928	49.412
6	17.512	12.962	19.110	49.584
7	17.617	12.956	19.045	49.618
8	18.142	13.257	19.909	51.308
9	17.611	13.001	19.178	49.790
10	17.545	12.957	19.140	49.642
11	17.522	12.999	19.116	49.637
FINISH				
12	17.706	13.054	19.083	49.843

405 BOURGEOIS Pierre				
		17.986	21.125	

Tour	Secteur 1	Secteur 2	Secteur 3	Temps
Lap	Sector 1	Sector 2	Sector 3	Time

START				
	19.383	14.689	1:04.113	
1	20.866	13.883	19.867	54.616
2	18.967	13.163	35.379	1:07.509
FINISH				

408 FUCHS Julian				
		17.207	21.786	
START				
	19.084	15.722	1:00.224	
1	21.367	14.295	20.222	55.884
2	18.464	13.558	19.572	51.594
3	17.975	13.064	19.605	50.644
4	17.776	13.067	19.272	50.115
5	17.707	13.074	19.312	50.093
6	17.720	13.152	19.337	50.209
7	17.712	13.086	19.264	50.062
8	17.672	13.160	19.375	50.207
9	17.792	13.069	19.207	50.068
10	17.601	13.098	19.256	49.955
11	17.771	13.104	19.246	50.121
FINISH				
12	17.721	13.120	19.263	50.104

411 TILLOCA Luca				
		17.231	23.642	
START				
	19.415	14.073	55.728	
1	20.221	13.908	19.647	53.776
2	18.838	13.298	19.141	51.277
3	17.714	12.922	18.933	49.569
4	17.549	12.975	18.904	49.428
5	17.527	12.925	18.923	49.375
6	17.849	12.857	19.045	49.751
7	17.468	13.235	19.072	49.775
8	17.447	12.869	19.000	49.316
9	17.400	12.879	19.012	49.291
10	17.425	12.858	18.930	49.213
11	17.450	12.852	18.855	49.157

X 30 CHALLENGE EUROPA 2016

X30 Super Shifter

(Shi) Heat 1

Historique / Records

Tour	Secteur 1	Secteur 2	Secteur 3	Temps
Lap	Sector 1	Sector 2	Sector 3	Time

FINISH

12	17.943	13.091	19.397	50.431
----	--------	--------	--------	--------

412 SOUSA Yohan

17.609 21.571

START

19.430 15.571 1:01.414

1	20.626	14.035	19.784	54.445
2	19.081	13.654	19.384	52.119
3	17.717	12.957	19.208	49.882
4	17.623	12.904	19.227	49.754
5	17.634	12.870	19.144	49.648
6	17.506	12.868	19.115	49.489
7	17.493	12.965	19.061	49.519
8	17.550	13.011	19.103	49.664
9	17.563	12.913	19.121	49.597
10	17.626	12.900	19.157	49.683
11	17.576	12.922	19.145	49.643

FINISH

12	17.618	12.953	19.112	49.683
----	--------	--------	--------	--------

414 MAASSAD Karl

17.599 21.527

START

19.385 14.668 1:04.308

1	19.003	13.254	19.168	51.425
2	17.672	13.016	19.193	49.881
3	17.624	12.945	19.119	49.688
4	17.535	12.933	19.035	49.503
5	17.524	12.988	18.898	49.410
6	17.469	12.868	18.850	49.187
7	17.453	12.872	18.931	49.256
8	17.551	12.975	18.947	49.473
9	17.402			49.264
10	17.518	12.898	19.005	49.421
11	17.560	12.942	19.202	49.704

FINISH

12	17.492	12.903	18.970	49.365
----	--------	--------	--------	--------

Tour	Secteur 1	Secteur 2	Secteur 3	Temps
Lap	Sector 1	Sector 2	Sector 3	Time

415 SARFATI Jean-Noël

17.760 21.251

START

19.155 15.018 1:03.689

1	20.937	14.722	19.972	55.631
2	18.581	13.836	19.502	51.919
3	17.878	13.252	19.326	50.456
4	17.571	13.002	19.126	49.699
5	17.566	12.989	19.142	49.697
6	17.553	12.959	19.060	49.572
7	17.576	12.942	19.145	49.663
8	17.515	13.029	19.090	49.634
9	17.512	12.946	19.060	49.518
10	17.568	13.006	19.122	49.696
11	17.489	12.978	19.119	49.586

FINISH

12	17.499	12.976	19.014	49.489
----	--------	--------	--------	--------

418 DI PIETRO Andrea

17.799 21.235

START

19.219 14.751 1:03.828

1	20.499	13.728	19.588	53.815
2	17.820	13.092	19.171	50.083
3	17.661	12.988	19.178	49.827
4	17.620	12.960	19.068	49.648
5	17.548	12.991	19.124	49.663
6	17.544	12.969	18.977	49.490
7	17.500	12.947	19.098	49.545
8	17.731	12.973	19.341	50.045
9	17.629	12.998	19.299	49.926
10	17.524	12.944	19.101	49.569
11	17.546	12.978	19.166	49.690

FINISH

12	17.939	13.200	19.671	50.810
----	--------	--------	--------	--------

422 MELAS Riccardo

17.549 22.924

X 30 CHALLENGE EUROPA 2016

X30 Super Shifter

(Shi) Heat 1

Historique / Records

Tour	Secteur 1	Secteur 2	Secteur 3	Temps
Lap	Sector 1	Sector 2	Sector 3	Time
START				
	18.597	14.993	58.792	
1	21.265	14.497	20.380	56.142
2	18.264	14.045	19.971	52.280
3	18.609	13.419	19.442	51.470
4	17.981	13.273	19.508	50.762
5	17.987	13.119	19.174	50.280
6	17.716	13.053	19.750	50.519
7	18.117	13.066	19.226	50.409
8	17.838	13.139	19.169	50.146
9	18.028	13.114	19.358	50.500
10	17.935	13.223	19.330	50.488
11	17.878	13.056	19.261	50.195
FINISH				
12	18.130	13.051	19.376	50.557

423 LEPERT Sébastien

	17.420	21.454		
START				
	18.793	15.556	59.957	
1	20.760	14.199	20.001	54.960
2	18.433	13.882	19.657	51.972
3	18.003	13.124	20.436	51.563
4	17.937	13.149	19.239	50.325
5	17.770	13.046	19.302	50.118
6	17.863	13.835	19.425	51.123
7	18.042	13.069	19.306	50.417
8	17.782	13.720	19.570	51.072
9	17.892	13.167	19.416	50.475
10	18.131	13.282	19.361	50.774
11	17.905	13.147	19.313	50.365
FINISH				
12	17.789	13.066	19.342	50.197

424 GARCIA SANCHEZ Eduardo

	17.828	21.275		
START				
	19.524	15.464	1:01.286	
1	19.976	13.508	19.415	52.899

Tour	Secteur 1	Secteur 2	Secteur 3	Temps
Lap	Sector 1	Sector 2	Sector 3	Time
2	17.805	13.051	19.207	50.063
3	17.730	13.155	19.588	50.473
4	17.580	13.006	19.032	49.618
5	17.631	13.065	19.147	49.843
6	17.584	12.864	19.115	49.563
7	17.624	12.853	19.083	49.560
8	17.627	13.096	19.230	49.953
9	17.663	12.986	19.241	49.890
10	17.598	13.042	19.127	49.767
11	17.951	13.089	19.173	50.213
FINISH				
12	17.584	13.071	19.343	49.998

425 ALLEN Scott

	17.614	21.128		
START				
	18.921	15.069	1:03.576	
1	21.009	13.875	19.704	54.588
2	18.713	13.179	19.288	51.180
3	17.869	13.295	19.214	50.378
4	17.624	12.977	19.166	49.767
5	17.548	12.913	19.089	49.550
6	17.549	12.854	19.067	49.470
7	17.542	12.927	19.076	49.545
8	17.701	12.965	19.151	49.817
9	17.515	12.964	19.070	49.549
10	17.586	12.950	19.093	49.629
11	17.579	12.967	19.053	49.599
FINISH				
12	17.545	12.984	19.069	49.598

427 MIZZONI Mirko

	16.716	23.218		
START				
	18.708	14.515	57.850	
1	21.406	14.068	20.151	55.625
FINISH				

X 30 CHALLENGE EUROPA 2016

X30 Super Shifter

(Shi) Heat 1

Historique / Records

Tour	Secteur 1	Secteur 2	Secteur 3	Temps
Lap	Sector 1	Sector 2	Sector 3	Time
437 PIIRIMAGI Sten				
	17.762	21.123		
START				
	19.498	15.147	1:02.718	
1	19.216	13.203	19.433	51.852
2	17.786	13.106	19.263	50.155
3	17.631	13.014	19.187	49.832
4	17.585	12.894	19.140	49.619
5	17.511	12.921	19.197	49.629
6	17.577	12.884	19.190	49.651
7	17.538	12.943	19.217	49.698
8	18.079	13.175	19.190	50.444
9	17.661	13.013	19.058	49.732
10	17.477	13.093	19.119	49.689
11	17.681	12.966	19.095	49.742
FINISH				
12	17.464	12.999	19.182	49.645

448 LAPINA Lorenzo

	17.296	22.028		
	18.585	14.506	37.804	
START				
	48.163	13.232	19.135	
1	17.720	12.997	19.090	49.807
2	17.633	12.990	19.095	49.718
3	17.568	12.856	18.961	49.385
4	17.501	12.862	19.008	49.371
5	17.409	12.819	18.944	49.172
6	17.463	12.820	18.902	49.185
7	17.475	12.863	18.909	49.247
8	17.510			49.387
9	17.394	12.835	19.049	49.278
10	17.496	12.885	18.955	49.336
FINISH				
11	17.556	12.945	18.975	49.476

450 DELRE Thierry

	17.582	21.353		
--	--------	--------	--	--

Tour	Secteur 1	Secteur 2	Secteur 3	Temps
Lap	Sector 1	Sector 2	Sector 3	Time
START				
	19.422	15.848	1:01.587	
1	20.324	13.850	19.699	53.873
2	18.620	13.151	19.250	51.021
3	17.724	13.079	19.278	50.081
4	17.626	12.932	19.146	49.704
5	17.590	12.954	19.123	49.667
6	17.568	13.027	19.111	49.706
7	17.461	13.578	19.271	50.310
8	17.645	12.999	19.144	49.788
9	17.487	12.992	19.080	49.559
10	17.564	12.917	19.188	49.669
11	17.451	12.979	19.047	49.477
FINISH				
12	17.478	13.028	19.049	49.555

461 GIOMARELLI Luca

START				
FINISH				

477 DEBBAS Karim

	17.080	22.834		
START				
	18.485	14.826	58.983	
1	20.930	14.238	20.537	55.705
2	18.242	13.902	19.961	52.105
3	18.177	13.319	19.565	51.061
4	17.889	13.221	19.459	50.569
5	17.866	13.158	19.347	50.371
6	17.752	13.251	19.396	50.399
7	17.754	13.135	19.484	50.373
8	17.703	13.158	19.603	50.464
9	17.945	13.196	19.451	50.592
10	17.853	13.272	19.940	51.065
11	17.919	13.215	19.399	50.533
FINISH				
12	17.764	13.243	19.399	50.406

X 30 CHALLENGE EUROPA 2016

X30 Super Shifter

(Shi) Heat 1

Historique / Records

Tour	Secteur 1	Secteur 2	Secteur 3	Temps
Lap	Sector 1	Sector 2	Sector 3	Time

478 BOISSEUX Charles-Eric

	17.446	22.409		
	START			
	18.302	15.059	59.296	
1	20.600	14.027	19.950	54.577
2	18.567	13.460	19.769	51.796
3	17.957	13.366	19.659	50.982
4	17.792	13.173	19.670	50.635
5	17.859	13.129	19.404	50.392
6	17.741	13.041	19.470	50.252
7	17.636	13.147	19.327	50.110
8	17.699	13.134	19.300	50.133
9	17.737	13.117	19.361	50.215
10	17.598	13.087	19.447	50.132
11	17.632	13.185	19.418	50.235
	FINISH			
12	17.737	13.143	19.459	50.339

479 BURAN Alessandro

	17.528	21.820		
	START			
	19.064	14.804	1:04.579	
1	20.015	13.259	19.266	52.540
2	17.945	13.083	19.627	50.655
3	17.731	13.025	19.249	50.005
4	17.642	12.969	19.101	49.712
5	17.526	12.918	19.041	49.485
6	17.566	13.000	19.048	49.614
7	17.605	12.941	19.117	49.663
8	17.751	13.210	19.601	50.562
9	17.632	12.992	19.081	49.705
10	17.576	12.966	19.092	49.634
11	17.578	12.943	19.254	49.775
	FINISH			
12	17.629	12.965	19.126	49.720

480 VALENTI Marco

	16.750	23.694		
--	--------	--------	--	--

Tour	Secteur 1	Secteur 2	Secteur 3	Temps
Lap	Sector 1	Sector 2	Sector 3	Time

START

FINISH

481 PROSPERI Enrico

	16.689	21.718		
	START			
	19.185	15.661	1:00.995	
1	20.305	13.771	19.836	53.912
2	18.620	13.168	20.978	52.766
3	18.054	13.109	19.221	50.384
4	17.721	13.004	19.062	49.787
5	17.678	12.989	19.035	49.702
6	17.579	12.900	19.069	49.548
7	17.611	12.989	19.136	49.736
8	17.616	13.045	19.092	49.753
9	17.540	13.027	19.027	49.594
10	17.567	12.912	19.089	49.568
11	17.603	12.931	19.048	49.582
	FINISH			
12	17.483	12.958	19.077	49.518

482 DE VECCHI Stefano

	17.265	22.135		
	START			
	19.114	15.449	1:00.839	
1	21.429	13.905	20.059	55.393
2	18.358	13.957	19.878	52.193
3	17.999	13.109	20.140	51.248
4	18.279	13.069	19.166	50.514
5	17.639	13.157	19.209	50.005
6	17.793	13.190	19.614	50.597
7	18.648	13.164	19.249	51.061
8	17.638	13.482	19.247	50.367
9	17.678	13.065	19.111	49.854
10	17.620	13.031	19.216	49.867
11	17.618	12.938	19.216	49.772
	FINISH			
12	17.529	12.976	19.200	49.705

X 30 CHALLENGE EUROPA 2016

X30 Super Shifter

(Shi) Heat 1

Historique / Records

Tour	Secteur 1	Secteur 2	Secteur 3	Temps
Lap	Sector 1	Sector 2	Sector 3	Time

483 POLLINI Renda

		17.397	22.114	
	START			
	18.794	14.682	1:04.915	
1	20.004	13.167	19.186	52.357
2	17.840	12.992	19.080	49.912
3	17.729	12.949	19.067	49.745
4	17.544	13.010	18.899	49.453
5	17.511	12.877	18.956	49.344
6	17.445	12.881	18.899	49.225
7	17.485	12.885	18.919	49.289
8	17.428	12.862	18.896	49.186
9	17.541			49.359
10	17.467	12.908	18.968	49.343
11	17.561	12.910	19.206	49.677
	FINISH			
12	17.680	12.957	19.011	49.648

X30 Super Shiffter (Shi) Heat 1 Tour par tour / Lap by lap

Grille / Grid	448	401	483	402	479	414	405	418	415	437	425	450	412	424	481	482	408	461	422	423	477	478	480	427	411
---------------	-----	-----	-----	-----	-----	-----	-----	-----	-----	-----	-----	-----	-----	-----	-----	-----	-----	-----	-----	-----	-----	-----	-----	-----	-----

	1.	2.	3.	4.	5.	6.	7.	8.	9.	10.	11.	12.	13.	14.	15.	16.	17.	18.	19.	20.	21.	22.	23.	24.	25.
Départ / Start	401	483	402	479	414	405	418	437	415	450	424	412	425	481	408	482	423	478	427	422	411	477	448		
Tour / Lap 1	401	414	483	437	479	402	424	418	450	405	481	412	425	411	478	415	423	482	408	427	422	477	448		
Tour / Lap 2	401	414	483	437	402	479	424	418	450	425	411	412	481	478	415	423	408	482	422	477	405	448			
Tour / Lap 3	401	414	483	437	402	479	418	424	450	411	425	412	481	415	478	408	423	482	477	422	448				
Tour / Lap 4	401	414	483	437	402	479	418	424	450	411	425	412	481	415	408	478	423	482	477	422	448				
Tour / Lap 5	401	414	483	437	402	479	418	424	450	411	425	412	481	415	408	478	423	482	477	422	448				
Tour / Lap 6	401	414	483	437	402	479	418	424	450	411	425	412	481	415	408	478	482	423	477	422	448				
Tour / Lap 7	401	414	483	437	402	479	418	424	411	450	425	412	481	415	408	478	423	482	477	422	448				
Tour / Lap 8	401	414	483	437	479	402	418	424	411	450	425	412	481	415	408	478	482	423	477	422	448				
Tour / Lap 9	401	414	483	437	479	402	418	424	411	450	425	412	481	415	408	478	482	423	477	422	448				
Tour / Lap 10	401	414	483	437	479	402	418	424	411	450	425	412	481	415	408	478	482	423	422	477	448				
Tour / Lap 11	401	414	483	437	479	402	418	411	424	450	425	412	481	415	408	478	482	423	422	477	448				
Tour / Lap 12	401	414	483	437	479	402	411	418	424	450	425	412	481	415	408	478	482	423	422	477					

X30 Super Shifter

(Shi) Heat 2

Classement / Classification

Cl	N°	Concurrent	Pilote	Nat	Nat	Tours	Ecart	M.Tour	Vitesse	Pénalité	Points
Rnk	No.	Entrant	Driver			Laps	Gap	B.Lap	Speed	Penalty	
1	401	Comer Spa	VIGANO Matteo	ITA		12		49.292	91,73		0
2	448	Ital Corse Racing Team	LAPINA Lorenzo	ITA		12	+0.199	49.288	91,73		2
3	483	Renda Mostorsport sas	POLLINI Renda	ITA		12	+0.491	49.277	91,75		3
4	414	Maassad Pierre	MAASSAD Karl	LIB		12	+2.022	49.366	91,59		4
5	479	Haase	BURAN Alessandro	ITA		12	+5.202	49.580	91,19		5
6	437	Piirimagi Sten	PIIRIMAGI Sten	EST		12	+5.458	49.517	91,31		6
7	450	Mach 1 Motorsport	DELRE Thierry	BEL		12	+5.960	49.444	91,44		7
8	402	BRM Racing Srl	TELLONE Pasquale	ITA		12	+6.915	49.575	91,20		8
9	425	Allen	ALLEN Scott	GBR		12	+7.189	49.554	91,24		9
10	411	GP Racing	TILLOCA Luca	ITA		12	+7.612	49.330	91,66		10
11	418	GP Racing	DI PIETRO Andrea	ITA		12	+7.986	49.518	91,31		11
12	412	Sousa Cristovao	SOUSA Yohan	POR		12	+8.218	49.470	91,40		12
13	424	LTP Competicion	GARCIA SANCHEZ Eduardo	ESP		12	+10.294	49.648	91,07		13
14	461	Giomarelli	GIOMARELLI Luca	ITA		12	+11.097	49.739	90,90		14
15	481	Renda Mostorsport SAS	PROSPERI Enrico	ITA		12	+11.231	49.498	91,34		15
16	408	AK-Racing	FUCHS Julian	GER		12	+11.854	49.735	90,91		16
17	415	Sarfati Bernard	SARFATI Jean-Noël	FRA		12	+12.198	49.694	90,98		17
18	405	Idéal Kart	BOURGEOIS Pierre	FRA		12	+12.887	49.766	90,85		18
19	482	De Vecchi Gilberto	DE VECCHI Stefano	ITA		12	+13.130	49.780	90,83		19
20	478	Le Castellet Kart Racing	BOISSEAUX Charles-Eric	FRA		12	+20.153	50.233	90,01		20
21	477	Debbas Karim	DEBBAS Karim	LIB		12	+20.658	50.236	90,00		21
22	480	Renda Mostorsport SAS	VALENTI Marco	ITA		12	+23.916	50.447	89,63		22
23	423	XS Racing	LEPERT Sébastien	FRA		3	+9 Laps	51.257	88,21		23
24	422	Melas Riccardo	MELAS Riccardo	ITA		3	+9 Laps	50.933	88,77		24
25	427	Ital Corse Racing Team	MIZZONI Mirko	ITA		3	+9 Laps	50.181	90,10	+5.000	25

Meilleur tour / Best lap: 483 POLLINI Renda - 49.277

N° 427 Pénalité 5 secondes / Time penalty of 5s : Départ anticipé / Anticipated departure ART. 2.20a Rappoert n° 19

Sous réserve du contrôle technique ou de fait sportif

Le Chronométrage

Affiché à

Le Président du Collège

X30 Super Shifter

(Shi) Heat 2

Historique / Records

Tour	Secteur 1	Secteur 2	Secteur 3	Temps
Lap	Sector 1	Sector 2	Sector 3	Time

401 VIGANO Matteo

		15.375	20.958	
	18.869	14.044	56.648	
	24.984	13.894	30.660	
	START			
1	19.376	13.074	19.224	51.674
2	17.833	13.131	19.256	50.220
3	17.663	13.072	19.157	49.892
4	17.532	13.089	19.188	49.809
5	17.601	12.936	19.094	49.631
6	17.496	12.967	19.079	49.542
7	17.483	12.914	18.993	49.390
8	17.478			49.450
9	17.401			49.328
10	17.426			49.404
11	17.421			49.292
	FINISH			
12	17.441	12.911	18.981	49.333

402 TELLONE Pasquale

		15.790	20.385	
	18.876	14.083	1:00.906	
	START			
	19.945	14.015	54.634	
1	20.060	13.324	20.112	53.496
2	18.156	13.154	19.298	50.608
3	17.874	13.322	19.772	50.968
4	17.768			49.984
5	17.734	12.981	19.505	50.220
6	17.789	13.006	19.158	49.953
7	17.646	12.994	19.170	49.810
8	17.461			49.616
9	17.497			49.581
10	17.561			49.575
11	17.592	12.940	19.178	49.710
	FINISH			
12	17.633	12.931	19.154	49.718

Tour	Secteur 1	Secteur 2	Secteur 3	Temps
Lap	Sector 1	Sector 2	Sector 3	Time

405 BOURGEOIS Pierre

		16.168	20.604	
	18.254	15.742	59.244	
	START			
	20.378	14.381	53.121	
1	19.919	13.600	23.242	56.761
2	18.197	13.387	19.460	51.044
3	17.862	13.256	19.315	50.433
4	17.849			50.675
5	17.643	13.094	19.295	50.032
6	17.561	13.001	19.204	49.766
7	17.677	13.011	19.126	49.814
8	17.735			49.860
9	17.660			50.259
10	17.790			49.909
11	17.775	13.001	19.179	49.955
	FINISH			
12	17.650	13.123	19.560	50.333

408 FUCHS Julian

		15.966	21.022	
	18.791	14.868	56.773	
	START			
	20.154	14.991	51.022	
1	19.965	13.776	19.817	53.558
2	18.346	13.122	19.765	51.233
3	17.995	13.909	19.483	51.387
4	17.750			50.198
5	18.743	13.064	19.177	50.984
6	17.748	12.967	19.244	49.959
7	17.644	12.944	19.147	49.735
8	17.593			49.753
9	17.838			50.307
10	17.624			49.828
11	17.548	13.001	19.236	49.785
	FINISH			
12	17.596	12.977	19.309	49.882

X 30 CHALLENGE EUROPA 2016

X30 Super Shifter

(Shi) Heat 2

Historique / Records

Tour	Secteur 1	Secteur 2	Secteur 3	Temps
Lap	Sector 1	Sector 2	Sector 3	Time

411 TILLOCA Luca

		17.446	21.668	
	19.407	14.921	52.389	
	START			
	23.566	14.597	46.343	
1	20.070	13.414	20.496	53.980
2	17.932	13.126	19.194	50.252
3	17.839	13.412	19.217	50.468
4	17.738			50.232
5	17.985	12.951	19.075	50.011
6	17.575	12.968	18.945	49.488
7	17.550	12.928	19.252	49.730
8	17.495			49.385
9	17.415			49.330
10	17.622			49.437
11	17.528	12.902	19.214	49.644
	FINISH			
12	17.646	12.900	19.003	49.549

412 SOUSA Yohan

		16.171	20.614	
	18.768	16.190	57.852	
	START			
	19.923	14.709	52.390	
1	20.159	14.243	19.743	54.145
2	18.007	13.008	19.267	50.282
3	17.827	13.034	19.439	50.300
4	17.804			51.188
5	17.662	12.877	19.117	49.656
6	17.538	12.828	19.104	49.470
7	17.577	12.961	19.217	49.755
8	17.572			49.674
9	17.556			49.590
10	17.877			49.961
11	17.545	12.891	19.208	49.644
	FINISH			
12	17.587	12.926	19.184	49.697

Tour	Secteur 1	Secteur 2	Secteur 3	Temps
Lap	Sector 1	Sector 2	Sector 3	Time

414 MAASSAD Karl

		15.966	20.579	
	18.491	15.535	59.707	
	START			
	20.192	14.113	53.207	
1	19.429	13.437	19.222	52.088
2	17.783	13.067	19.219	50.069
3	17.667	13.090	19.307	50.064
4	17.645	13.016	19.058	49.719
5	17.629	13.036	19.032	49.697
6	17.496	12.959	19.021	49.476
7	17.590	12.894	18.987	49.471
8	17.443			49.465
9	17.531			49.589
10	17.440			49.366
11	17.536			49.662
	FINISH			
12	17.512	13.020	19.102	49.634

415 SARFATI Jean-Noël

		15.885	20.749	
	18.522	15.409	59.209	
	START			
	20.071	14.580	52.916	
1	20.193	13.667	20.130	53.990
2	17.863	13.147	19.435	50.445
3	17.829	13.109	20.132	51.070
4	17.846			51.172
5	18.487	13.085	19.228	50.800
6	17.774	12.926	19.215	49.915
7	17.540	12.987	19.167	49.694
8	17.630			49.979
9	17.981			50.885
10	17.710			49.917
11	17.644	12.995	19.161	49.800
	FINISH			
12	17.548	13.033	19.320	49.901

X 30 CHALLENGE EUROPA 2016

X30 Super Shifter

(Shi) Heat 2

Historique / Records

Tour	Secteur 1	Secteur 2	Secteur 3	Temps
Lap	Sector 1	Sector 2	Sector 3	Time

418 DI PIETRO Andrea

		15.852	20.920	
	18.369	15.478	59.181	
	START			
	20.259	14.612	52.482	
1	19.405	13.401	22.567	55.373
2	17.916	13.039	19.448	50.403
3	17.690	12.925	19.625	50.240
4	17.639			50.261
5	17.553	12.922	19.137	49.612
6	17.554	12.958	19.090	49.602
7	17.696	12.954	19.105	49.755
8	17.555			49.591
9	17.601			49.721
10	17.480			49.518
11	17.565	13.012	19.295	49.872
	FINISH			
12	17.959	12.929	19.128	50.016

422 MELAS Riccardo

		16.253	20.905	
	18.420	15.581	56.699	
	START			
	20.299	15.148	49.942	
1	21.423	14.129	20.349	55.901
2	18.281	13.416	20.049	51.746
3	18.016	13.355	19.562	50.933
	FINISH			

423 LEPERT Sébastien

		15.904	21.050	
	18.844	14.731	58.096	
	START			
	20.831	15.070	49.504	
1	20.857	13.787	20.129	54.773
2	18.245	13.406	19.606	51.257
3	17.988	14.660	19.745	52.393

Tour	Secteur 1	Secteur 2	Secteur 3	Temps
Lap	Sector 1	Sector 2	Sector 3	Time

FINISH

424 GARCIA SANCHEZ Eduardo

		16.528	20.614	
	19.138	15.808	58.374	
	START			
	19.844	14.919	51.523	
1	19.592	13.567	19.974	53.133
2	18.017	13.182	19.468	50.667
3	17.903	13.033	19.888	50.824
4	17.834			51.480
5	17.891	13.256	19.388	50.535
6	17.579	12.952	19.302	49.833
7	17.571	12.919	19.158	49.648
8	17.568			49.866
9	17.714			50.043
10	17.668			49.804
11	17.572	13.039	19.127	49.738
	FINISH			
12	17.662	12.975	19.259	49.896

425 ALLEN Scott

		16.194	20.716	
	18.722	15.321	59.241	
	START			
	19.945	14.555	52.638	
1	20.016	13.603	20.062	53.681
2	17.979	13.097	19.347	50.423
3	18.000	13.067	19.521	50.588
4	17.764			50.093
5	17.596	12.964	19.203	49.763
6	17.737	13.054	19.164	49.955
7	17.688	12.997	19.188	49.873
8	17.486			49.554
9	17.581			49.683
10	17.512			49.607
11	17.469	12.985	19.132	49.586
	FINISH			
12	17.595	12.974	19.194	49.763

X 30 CHALLENGE EUROPA 2016

X30 Super Shifter

(Shi) Heat 2

Historique / Records

Tour	Secteur 1	Secteur 2	Secteur 3	Temps
Lap	Sector 1	Sector 2	Sector 3	Time
427 MIZZONI Mirko				
		16.119	22.186	
	19.949	14.807	53.580	
	START			
	22.394	14.843	45.973	
1	21.282	14.009	20.495	55.786
2	17.982	13.445	19.724	51.151
3	17.701	13.128	19.352	50.181
	FINISH			

		16.844	20.522	
	18.753	15.478	58.638	
	START			
	19.978	14.888	52.120	
1	19.870	13.470	19.930	53.270
2	18.270	13.112	19.317	50.699
3	17.810	13.064	19.278	50.152
4	17.659			49.834
5	17.611	13.002	19.232	49.845
6	17.540	12.924	19.053	49.517
7	17.491	12.963	19.164	49.618
8	17.608			49.657
9	17.561			49.705
10	17.548			49.698
11	17.499	12.936	19.123	49.558
	FINISH			
12	17.555	12.940	19.127	49.622

		14.719	20.507	
	18.605	14.413	34.363	
	START			
1	43.573	13.111	19.151	46h58:04.592
2	17.742	13.069	19.217	50.028
3	17.729	13.069	19.173	49.971

4	17.719	13.050	19.079	49.848
5	17.558	12.992	19.024	49.574
6	17.534	12.895	18.954	49.383
7	17.557	12.915	18.968	49.440
8	17.488			49.321
9	17.497			49.354
10	17.457			49.380
11	17.446			49.288
	FINISH			
12	17.542	12.864	18.937	49.343

		16.372	20.662	
	18.638	16.110	58.477	
	START			
	19.953	14.783	51.833	
1	19.636	13.449	19.966	53.051
2	17.950	13.038	19.341	50.329
3	17.767	13.124	20.081	50.972
4	17.744			50.017
5	17.596	13.036	19.175	49.807
6	17.706	12.917	19.121	49.744
7	17.475	12.977	19.103	49.555
8	17.531			49.590
9	17.562			49.695
10	17.475			49.594
11	17.457	12.981	19.084	49.522
	FINISH			
12	17.456	12.929	19.059	49.444

		15.605	21.288	
	18.986	15.069	58.418	
	START			
	20.299	15.035	49.865	
1	20.514	13.882	20.076	54.472
2	18.036	13.239	19.442	50.717
3	18.157	13.250	19.501	50.908
4	17.769			50.190

X 30 CHALLENGE EUROPA 2016

X30 Super Shifter

(Shi) Heat 2

Historique / Records

Tour Lap	Secteur 1 Sector 1	Secteur 2 Sector 2	Secteur 3 Sector 3	Temps Time
5	18.152	12.986	19.209	50.347
6	17.705	12.944	19.403	50.052
7	17.591	12.972	19.176	49.739
8	17.724			49.883
9	17.610			49.797
10	17.697			49.764
11	17.624	13.149	19.227	50.000
	FINISH			
12	17.732	13.183	19.220	50.135

Tour Lap	Secteur 1 Sector 1	Secteur 2 Sector 2	Secteur 3 Sector 3	Temps Time
6	17.806	13.178	19.682	50.666
7	17.840	13.180	19.428	50.448
8	17.756			50.339
9	17.634			50.233
10	17.819			50.745
11	17.643	13.216	19.521	50.380
	FINISH			
12	17.698	13.218	19.532	50.448

477 DEBBAS Karim

	18.432	14.712	57.838	
	START			
	20.115	15.559	48.954	
1	21.124	14.141	20.407	55.672
2	18.358	13.450	19.842	51.650
3	18.451	13.789	19.834	52.074
4	18.043			51.033
5	17.886	13.484	19.393	50.763
6	17.934	13.209	19.593	50.736
7	17.893	13.203	19.499	50.595
8	17.828			50.555
9	17.716			50.395
10	17.909			50.508
11	17.887	13.275	19.347	50.509
	FINISH			
12	17.647	13.176	19.413	50.236

478 BOISSEUX Charles-Eric

	15.858	21.156		
	18.555	15.356	57.305	
	START			
	20.835	15.612	48.909	
1	20.933	14.329	21.266	56.528
2	18.473	13.511	19.706	51.690
3	17.976	13.470	19.637	51.083
4	18.073			50.857
5	18.251	13.298	19.560	51.109

479 BURAN Alessandro

		15.696	20.601	
	18.745	15.176	59.643	
	START			
	20.186	14.131	53.953	
1	19.487	13.437	19.920	52.844
2	18.273	13.209	19.429	50.911
3	17.756	13.105	19.233	50.094
4	17.723	13.053	19.181	49.957
5	17.615	13.000	19.194	49.809
6	17.602	12.938	19.163	49.703
7	17.611	12.993	19.269	49.873
8	17.568			49.661
9	17.547			49.637
10	17.576			49.667
11	17.567	12.988	19.138	49.693
	FINISH			
12	17.501	12.924	19.155	49.580

480 VALENTI Marco

	START			
	18.298	14.635	2:25.654	
1	20.772	13.606	20.010	54.388
2	18.154	13.406	19.748	51.308
3	18.205	13.528	19.785	51.518
4	17.869			50.942
5	17.933	13.276	19.515	50.724
6	18.080	13.341	19.517	50.938
7	17.777	13.303	19.663	50.743

X 30 CHALLENGE EUROPA 2016

X30 Super Shifter

(Shi) Heat 2

Historique / Records

Tour	Secteur 1	Secteur 2	Secteur 3	Temps
Lap	Sector 1	Sector 2	Sector 3	Time
8	17.789			50.872
9	17.921			50.769
10	17.828			50.510
11	17.911	13.647	19.547	51.105
FINISH				
12	17.697	13.262	19.488	50.447

Tour	Secteur 1	Secteur 2	Secteur 3	Temps
Lap	Sector 1	Sector 2	Sector 3	Time
9	17.628			49.780
10	17.522			49.817
11	17.624	12.960	19.296	49.880
FINISH				
12	17.566	13.056	19.629	50.251

481 PROSPERI Enrico

		15.792	20.642	
	18.228	15.337	57.473	
START				
	20.417	14.696	51.302	
1	20.468	13.908	21.019	55.395
2	18.238	13.478	19.547	51.263
3	17.962	13.213	19.340	50.515
4	17.811			50.054
5	17.938	13.072	19.103	50.113
6	17.778	12.991	19.144	49.913
7	17.599	13.007	19.093	49.699
8	17.634			49.861
9	17.740			49.800
10	17.572			49.498
11	17.716	13.127	19.144	49.987
FINISH				
12	17.722	13.233	19.207	50.162

483 POLLINI Renda

		15.833	20.416	
	18.812	14.242	1:00.130	
START				
	19.873	14.029	54.836	
1	19.303	13.084	19.170	51.557
2	17.850	13.033	19.235	50.118
3	17.734	13.006	19.209	49.949
4	17.728	13.038	19.114	49.880
5	17.606	13.261	19.109	49.976
6	17.563	12.911	18.907	49.381
7	17.530	12.923	18.964	49.417
8	17.417			49.385
9	17.449			49.387
10	17.534			49.343
11	17.432			49.277
FINISH				
12	17.474	12.900	18.988	49.362

482 DE VECCHI Stefano

		16.147	20.527	
	18.758	15.704	58.786	
START				
	20.303	15.149	50.244	
1	21.460	14.152	20.121	55.733
2	18.169	13.415	20.508	52.092
3	17.942	13.186	19.428	50.556
4	17.738			50.113
5	17.819	13.081	19.301	50.201
6	17.678	13.008	19.209	49.895
7	17.641	13.022	19.300	49.963
8	17.606			49.878

X30 Super Shiffter (Shi) Heat 2 Tour par tour / Lap by lap

Grille / Grid	448	401	483	402	479	414	405	418	415	437	425	450	412	424	481	482	408	461	422	423	477	478	480	427	411
---------------	-----	-----	-----	-----	-----	-----	-----	-----	-----	-----	-----	-----	-----	-----	-----	-----	-----	-----	-----	-----	-----	-----	-----	-----	-----


	1.	2.	3.	4.	5.	6.	7.	8.	9.	10.	11.	12.	13.	14.	15.	16.	17.	18.	19.	20.	21.	22.	23.	24.	25.
Départ / Start	448	401	483	402	414	479	418	405	437	425	415	450	424	412	482	481	461	408	427	422	423	478	477	411	480
Tour / Lap 1	401	483	448	414	479	402	437	450	424	425	415	408	412	418	461	411	423	481	482	405	427	422	477	478	480
Tour / Lap 2	401	483	448	414	479	402	450	437	424	425	415	412	418	408	461	411	423	481	405	427	482	422	477	478	480
Tour / Lap 3	401	483	448	414	479	437	402	450	425	424	412	418	415	411	461	408	481	405	427	482	423	422	478	477	480
Tour / Lap 4	401	483	448	414	479	437	402	450	425	418	412	424	411	415	461	408	481	405	482	478	477	480			
Tour / Lap 5	401	448	483	414	479	437	450	402	425	418	412	411	424	461	415	481	408	405	482	478	477	480			
Tour / Lap 6	401	448	483	414	479	437	450	402	425	418	412	411	424	461	415	481	408	405	482	478	477	480			
Tour / Lap 7	401	448	483	414	479	437	450	402	425	418	412	411	424	461	415	481	408	405	482	478	477	480			
Tour / Lap 8	401	448	483	414	479	437	450	402	425	418	412	411	424	461	415	481	408	405	482	478	477	480			
Tour / Lap 9	401	448	483	414	479	437	450	402	425	418	412	411	424	461	481	408	415	405	482	478	477	480			
Tour / Lap 10	401	448	483	414	479	437	450	402	425	418	411	412	424	461	481	408	415	405	482	478	477	480			
Tour / Lap 11	401	448	483	414	479	437	450	402	425	418	411	412	424	461	481	408	415	405	482	478	477	480			
Tour / Lap 12	401	448	483	414	479	437	450	402	425	411	418	412	424	461	481	408	415	405	482	478	477	480			

X30 Super Shifter (Shi) Heat 3 Classement / Classification

Cl ^t	N ^o	Concurrent	Pilote	Nat	Nat	Tours	Ecart	M.Tour	Vitesse	Pénalité	Points
Rnk	No.	Entrant	Driver			Laps	Gap	B.Lap	Speed	Penalty	
1	483	Renda Mostorsport sas	POLLINI Renda	ITA		12		49.424	91,48		0
2	401	Comer Spa	VIGANO Matteo	ITA		12	+0.347	49.463	91,41		2
3	448	Ital Corse Racing Team	LAPINA Lorenzo	ITA		12	+0.995	49.483	91,37		3
4	402	BRM Racing Srl	TELLONE Pasquale	ITA		12	+3.192	49.666	91,04		4
5	479	Haase	BURAN Alessandro	ITA		12	+3.437	49.577	91,20		5
6	425	Allen	ALLEN Scott	GBR		12	+5.428	49.723	90,93		6
7	450	Mach 1 Motorsport	DELRE Thierry	BEL		12	+5.829	49.539	91,27		7
8	437	Piirimagi Sten	PIIRIMAGI Sten	EST		12	+6.017	49.611	91,14		8
9	408	AK-Racing	FUCHS Julian	GER		12	+7.059	49.667	91,03		9
10	482	De Vecchi Gilberto	DE VECCHI Stefano	ITA		12	+7.669	49.780	90,83		10
11	411	GP Racing	TILLOCA Luca	ITA		12	+8.551	49.452	91,43		11
12	481	Renda Mostorsport SAS	PROSPERI Enrico	ITA		12	+9.406	49.624	91,11		12
13	461	Giomarelli	GIOMARELLI Luca	ITA		12	+11.366	49.734	90,91		13
14	412	Sousa Cristovao	SOUSA Yohan	POR		12	+11.754	49.823	90,75		14
15	427	Ital Corse Racing Team	MIZZONI Mirko	ITA		12	+12.965	49.378	91,57		15
16	424	LTP Competicion	GARCIA SANCHEZ Eduardo	ESP		12	+14.632	50.075	90,29		16
17	405	Idéal Kart	BOURGEOIS Pierre	FRA		12	+16.392	49.703	90,97	+10.000	17
18	415	Sarfati Bernard	SARFATI Jean-Noël	FRA		12	+17.866	49.730	90,92	+10.000	18
19	478	Le Castellet Kart Racing	BOISSEAU Charles-Eric	FRA		12	+19.085	50.463	89,60		19
20	480	Renda Mostorsport SAS	VALENTI Marco	ITA		12	+20.243	50.650	89,27		20
21	477	Debbas Karim	DEBBAS Karim	LIB		12	+20.732	50.600	89,35		21
22	418	GP Racing	DI PIETRO Andrea	ITA		8	+4 Laps	49.716	90,94		22
23	422	Melas Riccardo	MELAS Riccardo	ITA		4	+8 Laps	50.871	88,88		23
24	423	XS Racing	LEPERT Sébastien	FRA		3	+9 Laps	52.569	86,01		24

Meilleur tour / Best lap: 427 MIZZONI Mirko - 49.378

Exclu de la manche / Excluded

414	Maassad Pierre	MAASSAD Karl	LIB	
-----	----------------	--------------	-----	---

N° 415 Pénalité 10 secondes / Time penalty of 10s : ART. 2.24 : Départ anticipé / Anticipated departure ART. 2.20a Rapport n° 25

N° 405 Pénalité 10 secondes / Time penalty of 10s : ART. 2.24 : Départ anticipé / Anticipated departure ART. 2.20a Rapport n° 26

N° 414 Exclusion de la manche / Exclusion from the heat : Non conformité technique / Technical non-compliance Rapport n° 27

Sous réserve du contrôle technique ou de fait sportif

Le Chronométrage



Affiché à

Le Président du Collège

X30 Super Shiffter

(Shi) Heat 3

Historique / Records

Tour	Secteur 1	Secteur 2	Secteur 3	Temps
Lap	Sector 1	Sector 2	Sector 3	Time

401 VIGANO Matteo

		16.700	21.086	
	START			
	18.798	14.134	1:02.281	
1	19.652	13.217	20.057	52.926
2	18.293	13.219	19.399	50.911
3	17.860	13.155	19.298	50.313
4	17.683	13.099	19.407	50.189
5	18.086	13.180	19.346	50.612
6	17.699	13.101	19.281	50.081
7	17.625	13.062	19.247	49.934
8	17.584	13.044	19.159	49.787
9	17.536			49.728
10	17.596			49.746
11	17.981	13.003	19.129	50.113
	FINISH			
12	17.484	12.904	19.075	49.463

402 TELLONE Pasquale

		15.438	21.565	
	START			
	18.833	13.905	1:02.249	
1	20.172	13.417	19.740	53.329
2	18.157	13.554	19.607	51.318
3	17.981	13.617	19.438	51.036
4	17.741	13.809	19.760	51.310
5	17.720	13.081	19.322	50.123
6	17.707	13.130	19.322	50.159
7	17.772	13.127	19.243	50.142
8	17.653	13.022	19.106	49.781
9	17.547			49.696
10	17.588			49.731
11	17.581	13.001	19.122	49.704
	FINISH			
12	17.556	12.962	19.148	49.666

405 BOURGEOIS Pierre

		15.549	22.125	
--	--	--------	--------	--

Tour	Secteur 1	Secteur 2	Secteur 3	Temps
Lap	Sector 1	Sector 2	Sector 3	Time

	START			
	18.583	14.413	1:00.076	
1	19.712	13.340	19.977	53.029
2	18.323	14.209	19.469	52.001
3	17.932	13.506	19.490	50.928
4	17.724	14.013	20.468	52.205
5	18.104	13.113	19.294	50.511
6	17.685	13.072	19.209	49.966
7	17.666	13.085	19.204	49.955
8	17.601	13.087	19.183	49.871
9	17.516			50.775
10	18.349			50.569
11	17.593	13.012	19.143	49.748
	FINISH			
12	17.670	12.983	19.050	49.703

408 FUCHS Julian

		14.888	21.534	
	START			
	18.682	14.030	57.872	
1	20.455	13.537	19.850	53.842
2	18.052	13.257	19.581	50.890
3	17.961	13.189	19.443	50.593
4	17.789	13.748	20.293	51.830
5	18.063	13.179	19.377	50.619
6	17.790	13.068	19.315	50.173
7	17.860	13.042	19.241	50.143
8	17.931	12.998	19.186	50.115
9	17.706			49.928
10	17.961			50.421
11	17.663	12.969	19.177	49.809
	FINISH			
12	17.526	13.009	19.132	49.667

411 TILLOCA Luca

		16.063	22.616	
	START			
	19.835	14.213	51.630	
1	20.584	13.713	20.685	54.982

X 30 CHALLENGE EUROPA 2016

X30 Super Shifter

(Shi) Heat 3

Historique / Records

Tour Lap	Secteur 1 Sector 1	Secteur 2 Sector 2	Secteur 3 Sector 3	Temps Time
2	19.253	13.443	19.626	52.322
3	17.858	13.129	19.216	50.203
4	17.628	13.154	20.389	51.171
5	18.204	13.261	20.208	51.673
6	18.069	13.031	19.428	50.528
7	17.674	13.005	19.179	49.858
8	17.566	12.948	19.096	49.610
9	17.593			49.724
10	17.519	12.992	19.107	49.618
11	17.488	12.942	19.022	49.452
FINISH				
12	17.509	12.932	19.064	49.505

412 SOUSA Yohan

	15.525	22.511		
START				
	18.545	14.129	58.801	
1	20.427	13.810	19.690	53.927
2	18.022	13.421	19.788	51.231
3	17.844	13.426	19.506	50.776
4	17.808			56.068
5	18.582	13.342	19.782	51.706
6	17.934	13.056	19.362	50.352
7	17.764	13.026	19.244	50.034
8	17.743	12.986	19.205	49.934
9	17.779			50.146
10	17.687	13.038	19.149	49.874
11	17.625	12.962	19.236	49.823
FINISH				
12	17.599	13.072	19.153	49.824

414 MAASSAD Karl

	15.178	22.125		
START				
	18.742	13.924	1:01.227	
1	19.145	13.292	19.730	52.167
2	18.591	13.360	19.308	51.259
3	17.862	13.106	19.195	50.163
4	17.769	13.098	19.321	50.188

Tour Lap	Secteur 1 Sector 1	Secteur 2 Sector 2	Secteur 3 Sector 3	Temps Time
5	17.825	13.484	19.484	50.793
6	17.692	13.568	19.511	50.771
7	17.818	13.171	19.150	50.139
8	17.607	13.008	19.022	49.637
9	17.574			49.585
10	17.586			49.620
11	17.596	12.937	19.165	49.698
FINISH				
12	17.650	12.965	19.013	49.628

415 SARFATI Jean-Noël

	15.455	22.556		
START				
	18.441	14.206	59.717	
1	20.432	14.020	19.623	54.075
2	17.942	13.647	19.673	51.262
3	17.796	13.616	19.369	50.781
4	17.760	14.018	20.108	51.886
5	18.145	13.281	19.386	50.812
6	17.763	13.074	19.250	50.087
7	17.568	13.050	19.173	49.791
8	17.606	13.035	19.089	49.730
9	17.491			50.261
10	18.591		1:11.495	51.732
11	17.572	13.135	19.095	49.802
FINISH				
12	17.635	13.188	19.216	50.039

418 DI PIETRO Andrea

	15.406	22.458		
START				
	18.341	14.247	59.978	
1	20.197	13.310	19.802	53.309
2	18.020	13.688	19.546	51.254
3	17.879	13.323	19.285	50.487
4	17.666	13.099	24.318	55.083
5	18.181	13.186	19.457	50.824
6	17.696	13.034	19.372	50.102
7	17.619	13.128	19.219	49.966

X 30 CHALLENGE EUROPA 2016

X30 Super Shifter

(Shi) Heat 3

Historique / Records

Tour	Secteur 1	Secteur 2	Secteur 3	Temps
Lap	Sector 1	Sector 2	Sector 3	Time
8	17.511	13.039	19.166	49.716
FINISH				

Tour	Secteur 1	Secteur 2	Secteur 3	Temps
Lap	Sector 1	Sector 2	Sector 3	Time
FINISH				
12	17.754	13.028	19.295	50.077

422 MELAS Riccardo

	15.651	21.331		
START				
	18.328	13.664	56.214	
1	21.000	13.852	19.926	54.778
2	18.144	13.247	19.685	51.076
3	18.195	13.345	19.331	50.871
4	17.873	13.587	47.953	1:19.413
FINISH				

425 ALLEN Scott

		15.167	22.807	
START				
	18.676	13.876	59.757	
1	20.171	13.736	19.554	53.461
2	18.101	13.666	19.544	51.311
3	17.852	13.405	19.511	50.768
4	17.820	13.936	20.143	51.899
5	18.242	13.204	19.446	50.892
6	17.770	13.011	19.152	49.933
7	17.672	13.005	19.170	49.847
8	17.571	13.012	19.144	49.727
9	17.563			50.224
10	17.649			49.863
11	17.651	13.034	19.153	49.838
FINISH				
12	17.592	13.028	19.103	49.723

423 LEPERT Sébastien

	15.110	20.944		
START				
	19.049	13.679	57.039	
1	21.816	14.021	20.471	56.308
2	18.618	13.476	20.475	52.569
3	18.158	15.912	23.982	58.052
FINISH				

427 MIZZONI Mirko

	16.703	22.600		
START				
	19.879	14.762	49.841	
1	20.909	14.303	20.657	55.869
2	18.922	13.846	20.000	52.768
3	18.056	13.805	19.690	51.551
4	17.861	13.256	20.043	51.160
5	18.425	13.806	19.635	51.866
6	17.674	13.332	19.503	50.509
7	17.547	13.070	19.285	49.902
8	17.472	12.970	19.123	49.565
9	17.380			49.378
10	17.718	13.108	19.207	50.033
11	17.818	13.339	19.121	50.278
FINISH				
12	17.471	12.959	19.085	49.515

424 GARCIA SANCHEZ Eduardo

	15.783	22.095		
START				
	18.698	14.312	58.565	
1	20.706	13.858	20.408	54.972
2	17.994	13.562	19.720	51.276
3	18.363	13.236	19.389	50.988
4	17.862	13.803	20.461	52.126
5	18.480	13.519	20.387	52.386
6	18.027	13.123	20.040	51.190
7	17.910	13.104	19.264	50.278
8	17.789	13.094	19.192	50.075
9	17.869			51.317
10	17.770	13.100	19.275	50.145
11	17.812	14.128	19.526	51.466

X 30 CHALLENGE EUROPA 2016

X30 Super Shifter

(Shi) Heat 3

Historique / Records

Tour	Secteur 1	Secteur 2	Secteur 3	Temps
Lap	Sector 1	Sector 2	Sector 3	Time

437 PIIRIMAGI Sten

	15.642	22.679		
	START			
	18.663	14.039	59.336	
1	20.721	14.013	19.785	54.519
2	18.069	13.295	20.178	51.542
3	18.004	13.191	19.367	50.562
4	17.813	13.716	20.193	51.722
5	18.169	13.611	19.361	51.141
6	17.756	13.068	19.224	50.048
7	17.683	12.976	19.103	49.762
8	17.666	12.935	19.010	49.611
9	17.508			49.703
10	18.026			50.150
11	17.632	12.955	19.113	49.700
	FINISH			
12	17.648	12.879	19.108	49.635

448 LAPINA Lorenzo

	15.619	20.646		
	START			
	18.815	15.040	1:03.378	
1	19.913	13.221	19.743	52.877
2	18.541	13.424	19.373	51.338
3	17.900	13.010	19.196	50.106
4	17.769	13.110	19.327	50.206
5	18.241	13.114	19.528	50.883
6	17.760	13.238	19.593	50.591
7	17.857	13.137	19.224	50.218
8	17.693	12.937	19.053	49.683
9	17.521			49.483
10	17.580			49.653
11	17.609	12.881	19.095	49.585
	FINISH			
12	17.792	12.934	18.943	49.669

450 DELRE Thierry

	15.526	22.509		
--	--------	--------	--	--

Tour	Secteur 1	Secteur 2	Secteur 3	Temps
Lap	Sector 1	Sector 2	Sector 3	Time

	START			
	18.624	14.189	59.210	
1	20.144	14.096	19.768	54.008
2	18.216	14.336	19.503	52.055
3	17.928	13.166	19.413	50.507
4	17.726	13.761	20.098	51.585
5	18.196	13.197	19.267	50.660
6	17.751	13.115	19.275	50.141
7	17.519	12.987	19.033	49.539
8	17.560	13.021	19.106	49.687
9	17.485			49.978
10	17.994			50.183
11	17.501	12.996	19.131	49.628
	FINISH			
12	17.516	12.973	19.171	49.660

461 GIOMARELLI Luca

	15.269	22.349		
	START			
	18.591	13.999	57.674	
1	21.856	14.228	20.290	56.374
2	18.339	13.305	19.460	51.104
3	17.992	13.153	19.415	50.560
4	17.734	13.462	21.053	52.249
5	18.125	13.315	20.347	51.787
6	18.007	13.067	19.981	51.055
7	17.881	13.176	19.257	50.314
8	17.708	13.076	19.131	49.915
9	17.826			50.125
10	17.749	12.979	19.138	49.866
11	17.630	12.969	19.172	49.771
	FINISH			
12	17.665	12.937	19.132	49.734

477 DEBBAS Karim

	15.748	21.631		
	START			
	18.365	13.680	55.544	
1	21.712	14.041	20.488	56.241

X 30 CHALLENGE EUROPA 2016

X30 Super Shifter

(Shi) Heat 3

Historique / Records

Tour Lap	Secteur 1 Sector 1	Secteur 2 Sector 2	Secteur 3 Sector 3	Temps Time
2	19.321	13.432	20.033	52.786
3	18.168	13.424	19.545	51.137
4	17.959	13.456	20.328	51.743
5	18.581	15.536	20.091	54.208
6	18.060	13.303	19.570	50.933
7	17.964	13.354	19.544	50.862
8	17.895	13.319	19.503	50.717
9	17.837			50.600
10	17.764	13.196	19.759	50.719
11	17.814	13.387	19.531	50.732
FINISH				
12	17.862	13.261	19.699	50.822

478 BOISSEAUX Charles-Eric

	15.625	20.664		
START				
	18.700	14.071	56.648	
1	20.681	14.015	20.767	55.463
2	19.793	13.464	20.221	53.478
3	18.031	14.402	19.734	52.167
4	17.976	13.399	19.921	51.296
5	18.241	13.815	19.841	51.897
6	17.869	13.301	19.884	51.054
7	17.856	13.228	19.603	50.687
8	17.763	13.216	19.484	50.463
9	17.867			50.795
10	17.787	13.347	19.716	50.850
11	17.900	13.438	19.726	51.064
FINISH				
12	17.764	13.298	19.629	50.691

479 BURAN Alessandro

	15.408	22.105		
START				
	18.533	14.451	1:00.968	
1	20.188	13.294	19.741	53.223
2	18.008	13.853	19.611	51.472
3	17.845	13.558	19.421	50.824
4	17.786	13.915	20.366	52.067

Tour Lap	Secteur 1 Sector 1	Secteur 2 Sector 2	Secteur 3 Sector 3	Temps Time
5	17.822	13.037	19.441	50.300
6	17.686	13.031	19.210	49.927
7	17.598	12.949	19.266	49.813
8	17.561	12.998	19.154	49.713
9	17.509			49.611
10	17.503			49.577
11	17.559	13.016	19.069	49.644
FINISH				
12	17.506	12.955	19.127	49.588

480 VALENTI Marco

		15.640	21.305	
START				
	18.498	13.600	56.332	
1	20.828	14.145	20.412	55.385
2	19.365	13.701	19.868	52.934
3	17.910	13.592	19.622	51.124
4	18.127	13.505	20.297	51.929
5	18.459	13.762	20.006	52.227
6	18.044	13.214	19.726	50.984
7	17.962	13.176	19.512	50.650
8	18.038	13.528	19.547	51.113
9	18.033			51.154
10	17.929	13.299	19.563	50.791
11	17.826	13.421	19.404	50.651
FINISH				
12	17.902	13.518	19.459	50.879

481 PROSPERI Enrico

		14.764	21.464	
START				
	18.417	14.377	58.003	
1	22.221	13.809	20.340	56.370
2	18.195	13.173	19.481	50.849
3	17.950	13.156	19.428	50.534
4	17.882	13.559	20.305	51.746
5	18.477	13.459	20.061	51.997
6	18.025	13.066	19.296	50.387
7	17.731	12.986	19.205	49.922

X 30 CHALLENGE EUROPA 2016

X30 Super Shifter

(Shi) Heat 3

Historique / Records

Tour	Secteur 1	Secteur 2	Secteur 3	Temps
Lap	Sector 1	Sector 2	Sector 3	Time
8	17.683	13.018	19.190	49.891
9	17.674			50.166
10	17.702	13.011	19.188	49.901
11	17.546	12.962	19.116	49.624
FINISH				
12	17.611	12.950	19.099	49.660

Tour	Secteur 1	Secteur 2	Secteur 3	Temps
Lap	Sector 1	Sector 2	Sector 3	Time
11	17.724	12.987	18.998	49.709
FINISH				
12	17.531	12.958	18.960	49.449

482 DE VECCHI Stefano

	15.634	21.909		
START				
	18.528	14.369	58.386	
1	21.122	13.592	20.307	55.021
2	18.002	13.488	19.780	51.270
3	17.933	13.178	19.287	50.398
4	17.682	13.683	20.365	51.730
5	18.133	13.388	19.308	50.829
6	17.793	13.054	19.118	49.965
7	17.755	13.031	19.186	49.972
8	17.674	13.029	19.196	49.899
9	17.636			49.780
10	17.999			50.440
11	17.735	13.011	19.166	49.912
FINISH				
12	17.644	13.125	19.217	49.986

483 POLLINI Renda

	16.734	21.797		
START				
	18.875	14.053	1:01.829	
1	19.899	13.337	19.488	52.724
2	18.425	13.464	19.292	51.181
3	17.957	13.089	19.197	50.243
4	17.652	13.100	19.278	50.030
5	17.896	13.241	19.534	50.671
6	17.678	13.352	19.394	50.424
7	17.704	13.023	19.126	49.853
8	17.570	12.996	18.953	49.519
9	17.498			49.424
10	17.648			49.648























X30 Super Shiffter (Shi) Heat 3 Tour par tour / Lap by lap

Grille / Grid	448	401	483	402	479	414	405	418	415	437	425	450	412	424	481	482	408	461	422	423	477	478	480	427	411
---------------	-----	-----	-----	-----	-----	-----	-----	-----	-----	-----	-----	-----	-----	-----	-----	-----	-----	-----	-----	-----	-----	-----	-----	-----	-----

	1.	2.	3.	4.	5.	6.	7.	8.	9.	10.	11.	12.	13.	14.	15.	16.	17.	18.	19.	20.	21.	22.	23.	24.	25.
Départ / Start	401	448	483	405	402	414	418	415	479	437	425	412	450	424	481	482	461	423	408	422	478	477	411	480	427
Tour / Lap 1	414	401	448	483	405	402	418	479	425	415	412	450	437	408	424	482	422	478	481	461	411	423	477	480	427
Tour / Lap 2	401	414	448	483	402	418	405	479	425	415	412	408	437	450	424	482	422	481	461	411	423	478	477	480	427
Tour / Lap 3	401	414	448	483	418	402	405	479	425	415	412	408	437	450	482	424	422	481	461	411	477	480	478	427	423
Tour / Lap 4	401	414	448	483	402	479	405	425	415	408	437	450	482	418	424	481	411	461	412	477	478	480	427	422	
Tour / Lap 5	401	414	483	448	402	479	405	425	415	408	450	437	482	418	481	424	411	461	412	478	427	480	477		
Tour / Lap 6	401	483	414	448	402	479	405	425	415	408	450	437	482	418	481	411	424	461	412	427	478	480	477		
Tour / Lap 7	401	483	414	448	402	479	405	425	415	450	408	437	482	418	481	411	424	461	412	427	478	480	477		
Tour / Lap 8	401	483	414	448	402	479	405	425	415	450	437	408	482	418	481	411	424	461	412	427	478	480	477		
Tour / Lap 9	401	483	414	448	402	479	425	415	450	405	437	408	482	411	481	461	412	424	427	478	480	477			
Tour / Lap 10	401	483	414	448	402	479	425	450	437	405	408	482	415	411	481	461	412	424	427	478	480	477			
Tour / Lap 11	483	401	414	448	402	479	425	450	437	405	408	482	415	411	481	461	412	427	424	478	480	477			
Tour / Lap 12	483	401	414	448	402	479	425	450	437	405	408	482	415	411	481	461	412	427	424	478	480	477			

X30 Super Shiftter

Classement Intermédiaire / Provisional Intermediate Classification

Clt Rnk	N° No.	Pilote Driver	Nat	Nat	M1	M2	M3	Points	Essais Qualifying
1	401	VIGANO Matteo	ITA		0	0	2	2	2
2	448	LAPINA Lorenzo	ITA		2	2	3	7	1
3	483	POLLINI Renda	ITA		4	3	0	7	3
4	402	TELLONE Pasquale	ITA		6	8	4	18	4
5	437	PIIRIMAGI Sten	EST		5	6	8	19	10
6	450	DELRE Thierry	BEL		10	7	7	24	12
7	425	ALLEN Scott	GBR		11	9	6	26	11
8	411	TILLOCA Luca	ITA		7	10	11	28	25
9	414	MAASSAD Karl	LIB		3	4	27	34	6
10	479	BURAN Alessandro	ITA		27	5	5	37	5
11	412	SOUSA Yohan	POR		12	12	14	38	13
12	424	GARCIA SANCHEZ Eduardo	ESP		9	13	16	38	14
13	481	PROSPERI Enrico	ITA		13	15	12	40	15
14	408	FUCHS Julian	GER		15	16	9	40	17
15	418	DI PIETRO Andrea	ITA		8	11	22	41	8
16	482	DE VECCHI Stefano	ITA		17	19	10	46	16
17	461	GIOMARELLI Luca	ITA		21	14	13	48	18
18	415	SARFATI Jean-Noël	FRA		14	17	18	49	9
19	478	BOISSEAUX Charles-Eric	FRA		16	20	19	55	22
20	405	BOURGEOIS Pierre	FRA		22	18	17	57	7
21	477	DEBBAS Karim	LIB		20	21	21	62	21
22	427	MIZZONI Mirko	ITA		23	25	15	63	24
23	423	LEPERT Sébastien	FRA		18	23	24	65	20
24	422	MELAS Riccardo	ITA		19	24	23	66	19
25	480	VALENTI Marco	ITA		24	22	20	66	23

Le Chronométrage



Affiché à

Le Président du Collège

X30 Super Shifter

(Shi) Race 1

Classement / Classification


Cl	N°	Concurrent	Pilote	Nat	Nat	Tours	Ecart	M.Tour	Vitesse	Pénalité	Points
Rnk	No.	Entrant	Driver			Laps	Gap	B.Lap	Speed	Penalty	
1	401	Comer Spa	VIGANO Matteo	ITA		20		49.369	91,58		88
2	483	Renda Mostorsport sas	POLLINI Renda	ITA		20	+0.240	49.340	91,64		83
3	411	GP Racing	TILLOCA Luca	ITA		20	+3.506	49.222	91,86		79
4	448	Ital Corse Racing Team	LAPINA Lorenzo	ITA		20	+4.260	49.256	91,79		76
5	437	Piirimagi Sten	PIIRIMAGI Sten	EST		20	+4.807	49.299	91,71		74
6	412	Sousa Cristovao	SOUSA Yohan	POR		20	+5.128	49.342	91,63		73
7	481	Renda Mostorsport SAS	PROSPERI Enrico	ITA		20	+6.361	49.168	91,96		72
8	425	Allen	ALLEN Scott	GBR		20	+7.321	49.350	91,62		71
9	424	LTP Competicion	GARCIA SANCHEZ Eduardo	ESP		20	+11.724	49.695	90,98		70
10	450	Mach 1 Motorsport	DELRE Thierry	BEL		20	+12.747	49.679	91,01		69
11	408	AK-Racing	FUCHS Julian	GER		20	+13.540	49.619	91,12		68
12	418	GP Racing	DI PIETRO Andrea	ITA		20	+13.611	49.472	91,39		67
13	427	Ital Corse Racing Team	MIZZONI Mirko	ITA		20	+15.576	49.689	90,99		66
14	414	Maassad Pierre	MAASSAD Karl	LIB		20	+16.888	49.427	91,48	+5.000	65
15	482	De Vecchi Gilberto	DE VECCHI Stefano	ITA		20	+25.743	49.633	91,10		64
16	423	XS Racing	LEPERT Sébastien	FRA		20	+26.361	50.131	90,19		63
17	477	Debbas Karim	DEBBAS Karim	LIB		20	+28.013	50.044	90,35		62
18	480	Renda Mostorsport SAS	VALENTI Marco	ITA		20	+34.510	50.241	89,99		61
19	422	Melas Riccardo	MELAS Riccardo	ITA		13	+7 Laps	49.840	90,72		60
20	415	Sarfati Bernard	SARFATI Jean-Noël	FRA		6	+14 Laps	49.552	91,24		59
21	405	Idéal Kart	BOURGEOIS Pierre	FRA		5	+15 Laps	49.692	90,99		58
22	478	Le Castellet Kart Racing	BOISSEAUX Charles-Eric	FRA			+20 Laps				57

Meilleur tour / Best lap: 481 PROSPERI Enrico - 49.168



Pas un tour / No lap

478	Le Castellet Kart Racing	BOISSEAUX Charles-Eric	FRA		57
-----	--------------------------	------------------------	-----	---	----

Exclu de la manche / Excluded

479	Haase	BURAN Alessandro	ITA	
-----	-------	------------------	-----	---

Exclus de la manifestation / Excluded from the event

402	BRM Racing Srl	TELLONE Pasquale	ITA	
461	Giomarelli	GIOMARELLI Luca	ITA	

N° 479 Exclusion de la manche / Exclusion from the heat Rapport n° 34

Non respect du drapeau jaune / Non compliance with the yellow flag

N° 414 Pénalité 5 secondes / Time penalty of 5s : Départ anticipé / Anticipated departure ART. 2.20a Rapport n° 35

N° 461 Exclusion du meeting / Exclusion from the meeting : Pilote agressif / Aggressive pilot : Bagarre à l'arrivée Rapport n° 44

N° 402 Exclusion du meeting / Exclusion from the meeting : Pilote agressif / Aggressive pilot : Bagarre à l'arrivée Rapport n° 48

N° 461 Exclusion du meeting / Exclusion from the meeting : Pilote agressif / Aggressive pilot : Bagarre à l'arrivée Rapport n° 47

Sous réserve du contrôle technique ou de fait sportif

X 30 CHALLENGE EUROPA 2016

X30 Super Shifter

(Shi) Race 1

Classement / Classification

Le Chronométrage



Affiché à

Le Président du Collège

X30 Super Shifter

(Shi) Race 1

Historique / Records

Tour	Secteur 1	Secteur 2	Secteur 3	Temps
Lap	Sector 1	Sector 2	Sector 3	Time

401 VIGANO Matteo

		15.869	25.229	
	START			
	22.219	21.013	1:11.274	
1	19.468	13.155	19.257	51.880
2	17.737	13.064	19.212	50.013
3	17.590	13.032	19.156	49.778
4	17.500	13.004	19.037	49.541
5	17.573	12.981	19.085	49.639
6	17.443	12.885	19.041	49.369
7	17.565	13.048	19.049	49.662
8	17.471	12.934	19.129	49.534
9	17.526	12.933	19.049	49.508
10	17.464	12.907	19.043	49.414
11	17.530	12.963	19.046	49.539
12	17.464	12.950	19.062	49.476
13	17.482	12.950	19.005	49.437
14	17.518	13.134	19.032	49.684
15	17.464	12.953	18.990	49.407
16	17.508	12.926	18.999	49.433
17	17.424	12.970	19.014	49.408
18	17.476	12.922	19.043	49.441
19	17.567	12.906	19.018	49.491
	FINISH			
20	17.500	12.950	18.991	49.441

402 TELLONE Pasquale

		16.151	23.772	
	START			
	21.795	21.654	1:09.951	
1	19.411	13.381	19.325	52.117
2	17.871	13.597	20.699	52.167
3	18.677	13.282	19.721	51.680
4	18.073	13.047	19.161	50.281
	FINISH			

405 BOURGEOIS Pierre

		17.446	21.307	
--	--	--------	--------	--

Tour	Secteur 1	Secteur 2	Secteur 3	Temps
Lap	Sector 1	Sector 2	Sector 3	Time

	START			
	22.669	22.265	1:03.238	
1	20.033	13.592	19.545	53.170
2	17.757	13.324	19.394	50.475
3	18.403	13.406	19.905	51.714
4	17.603	12.990	19.099	49.692
5	17.517	12.951	19.273	49.741
	FINISH			

408 FUCHS Julian

		17.281	22.863	
	START			
	22.033	22.595	1:06.268	
1	19.918	13.271	19.547	52.736
2	17.863	13.022	19.972	50.857
3	18.044	13.106	19.211	50.361
4	17.636	13.064	19.193	49.893
5	17.696	13.084	20.464	51.244
6	18.400	13.062	19.341	50.803
7	17.821	13.057	19.210	50.088
8	17.599	13.007	19.187	49.793
9	17.812	13.040	19.200	50.052
10	17.614	12.950	19.217	49.781
11	17.540	13.139	19.359	50.038
12	17.674	13.000	19.262	49.936
13	17.681	13.380	19.159	50.220
14	17.598	12.954	19.219	49.771
15	17.563	12.965	19.186	49.714
16	17.505	12.922	19.192	49.619
17	17.603	13.025	19.180	49.808
18	17.664	12.989	19.323	49.976
19	17.741	13.117	19.309	50.167
	FINISH			
20	17.671	12.993	19.335	49.999

411 TILLOCA Luca

		16.451	23.812	
	START			
	21.523	21.956	1:08.477	

X 30 CHALLENGE EUROPA 2016

X30 Super Shiffter

(Shi) Race 1

Historique / Records

Tour	Secteur 1	Secteur 2	Secteur 3	Temps
Lap	Sector 1	Sector 2	Sector 3	Time
1	20.248	13.185	19.426	52.859
2	18.009	13.029	19.990	51.028
3	17.902	12.912	19.051	49.865
4	17.590	12.902	18.980	49.472
5	17.487	12.822	19.030	49.339
6	17.438	12.942	18.989	49.369
7	17.538	12.995	19.029	49.562
8	17.523	12.899	19.082	49.504
9	17.408	12.844	18.988	49.240
10	17.460	12.892	18.959	49.311
11	17.465	12.992	18.952	49.409
12	17.436	12.809	18.977	49.222
13	17.744	12.901	18.986	49.631
14	17.556	12.918	19.093	49.567
15	17.487	13.007	19.055	49.549
16	17.501	12.953	19.615	50.069
17	17.728	12.943	19.069	49.740
18	17.565	12.941	19.003	49.509
19	17.577	13.021	19.083	49.681
FINISH				
20	17.451	12.913	19.064	49.428

412 SOUSA Yohan

	17.222	22.980		
START				
	21.961	22.170	1:06.664	
1	19.375	13.156	19.433	51.964
2	17.794	13.280	20.030	51.104
3	17.559	12.868	19.102	49.529
4	17.480	12.872	19.044	49.396
5	17.415	12.811	19.274	49.500
6	17.489	13.147	19.066	49.702
7	17.418	12.852	19.075	49.345
8	17.474	12.874	19.106	49.454
9	17.431	12.897	19.014	49.342
10	17.403	12.961	19.088	49.452
11	17.379	12.897	19.151	49.427
12	17.497	12.930	19.093	49.520
13	17.568	12.895	19.118	49.581
14	17.620	12.918	19.082	49.620
15	17.563	12.896	19.092	49.551

Tour	Secteur 1	Secteur 2	Secteur 3	Temps
Lap	Sector 1	Sector 2	Sector 3	Time
16	17.507	12.990	19.580	50.077
17	17.641	13.052	19.092	49.785
18	17.607	13.269	19.994	50.870
19	17.825	12.860	19.144	49.829
FINISH				
20	17.581	12.947	19.193	49.721

414 MAASSAD Karl

	15.794	22.967		
START				
	21.377	21.640	1:08.333	
1	24.009	13.431	19.504	56.944
2	17.749	13.134	19.270	50.153
3	17.607	13.052	19.339	49.998
4	17.631	13.085	19.064	49.780
5	17.450	12.900	19.125	49.475
6	19.099	12.940	18.925	50.964
7	17.477	12.907	19.071	49.455
8	17.730	12.984	19.073	49.787
9	18.096	12.991	19.020	50.107
10	17.674	12.945	19.122	49.741
11	17.557	13.078	19.388	50.023
12	17.845	12.996	19.130	49.971
13	17.622	13.050	19.051	49.723
14	17.568	12.903	19.166	49.637
15	17.492	12.958	18.977	49.427
16	17.495	12.967	19.099	49.561
17	17.711	13.072	19.108	49.891
18	17.613	12.926	19.100	49.639
19	17.918	13.031	19.040	49.989
FINISH				
20	17.572	12.961	19.062	49.595

415 SARFATI Jean-Noël

	16.350	22.326		
START				
	22.049	22.810	1:04.024	
1	20.689	13.702	19.697	54.088
2	18.177	13.135	19.153	50.465

X 30 CHALLENGE EUROPA 2016

X30 Super Shifter

(Shi) Race 1

Historique / Records

Tour	Secteur 1	Secteur 2	Secteur 3	Temps
Lap	Sector 1	Sector 2	Sector 3	Time
3	17.785	13.332	19.895	51.012
4	17.626	13.347	19.209	50.182
5	17.480	13.015	19.057	49.552
6	31.430	13.763	20.424	1:05.617
FINISH				

418 DI PIETRO Andrea

	15.681	22.415		
START				
	22.315	22.739	1:04.589	
1	20.313	13.664	19.552	53.529
2	17.740	13.363	19.341	50.444
3	18.505	13.146	19.196	50.847
4	17.970	13.029	19.207	50.206
5	17.689	12.937	19.270	49.896
6	22.570	13.134	19.310	55.014
7	17.717	12.996	19.211	49.924
8	17.584	13.005	19.092	49.681
9	17.532	12.944	18.996	49.472
10	17.441	12.992	19.122	49.555
11	17.520	13.021	19.105	49.646
12	17.506	12.957	19.054	49.517
13	17.530	12.952	19.158	49.640
14	17.556	12.984	19.118	49.658
15	17.561	12.906	19.135	49.602
16	17.550	12.994	19.108	49.652
17	17.509	12.998	19.105	49.612
18	17.522	13.019	19.120	49.661
19	17.567	12.939	19.025	49.531
FINISH				
20	17.518	12.919	19.164	49.601

422 MELAS Riccardo

	17.486	22.006		
START				
	19.058	14.084	53.487	
1	20.819	13.909	19.907	54.635
2	18.361	13.179	19.797	51.337
3	17.876	13.417	19.373	50.666

Tour	Secteur 1	Secteur 2	Secteur 3	Temps
Lap	Sector 1	Sector 2	Sector 3	Time
4	17.986	13.274	19.348	50.608
5	17.658	13.000	19.228	49.886
6	19.024	13.500	19.411	51.935
7	20.027	13.859	19.575	53.461
8	17.980	13.097	19.181	50.258
9	17.629	13.004	19.207	49.840
10	17.641	13.085	19.546	50.272
11	17.838	13.130	19.645	50.613
12	17.811	13.067	19.434	50.312
13	17.765	13.074	26.136	56.975
FINISH				

423 LEPERT Sébastien

	16.641	23.647		
START				
	20.819	22.294	1:01.872	
1	20.671	13.593	19.883	54.147
2	18.091	13.534	19.489	51.114
3	18.083	13.145	19.389	50.617
4	17.916	12.975	19.240	50.131
5	17.750	13.232	19.535	50.517
6	19.108	13.268	19.400	51.776
7	17.848	13.096	19.416	50.360
8	17.786	13.220	19.468	50.474
9	17.736	13.156	19.264	50.156
10	17.757	13.123	19.380	50.260
11	18.189	13.236	20.787	52.212
12	17.814	13.107	19.516	50.437
13	17.726	13.184	19.321	50.231
14	17.774	13.063	19.318	50.155
15	17.915	13.213	19.555	50.683
16	17.765	13.202	19.476	50.443
17	17.885	13.103	19.494	50.482
18	17.938	13.211	19.495	50.644
19	17.884	13.517	19.938	51.339
FINISH				
20	17.770	13.235	19.383	50.388

424 GARCIA SANCHEZ Eduardo

	17.313	22.915		
--	--------	--------	--	--

X 30 CHALLENGE EUROPA 2016

X30 Super Shifter

(Shi) Race 1

Historique / Records

Tour	Secteur 1	Secteur 2	Secteur 3	Temps
Lap	Sector 1	Sector 2	Sector 3	Time
START				
	21.722	22.190	1:07.246	
1	20.360	13.369	19.595	53.324
2	17.695	13.159	20.114	50.968
3	18.497	13.097	19.240	50.834
4	17.776	12.996	19.116	49.888
5	17.530	12.965	19.825	50.320
6	17.747	12.933	19.024	49.704
7	17.475	13.037	19.183	49.695
8	17.562	13.058	19.140	49.760
9	17.696	13.232	19.480	50.408
10	17.628	12.960	19.169	49.757
11	17.724	13.078	19.039	49.841
12	17.589	13.028	19.172	49.789
13	17.544	13.057	19.277	49.878
14	17.892	12.949	19.127	49.968
15	17.599	13.017	19.303	49.919
16	17.576	13.079	19.150	49.805
17	17.591	13.012	19.238	49.841
18	17.576	12.945	19.267	49.788
19	17.766	12.990	19.146	49.902
FINISH				
20	17.645	12.993	19.283	49.921

425 ALLEN Scott

	16.054	24.153		
START				
	21.337	22.469	1:09.021	
1	19.568	13.057	19.343	51.968
2	17.892	13.319	19.720	50.931
3	17.586	12.896	18.980	49.462
4	17.424	12.871	19.055	49.350
5	17.543	12.879	19.056	49.478
6	17.490	12.888	19.110	49.488
7	17.497	12.934	19.004	49.435
8	17.607	12.939	19.035	49.581
9	17.496	12.895	19.006	49.397
10	17.502	12.903	19.028	49.433
11	17.523	12.909	19.089	49.521
12	17.555	12.893	19.506	49.954
13	17.899	12.895	19.339	50.133

Tour	Secteur 1	Secteur 2	Secteur 3	Temps
Lap	Sector 1	Sector 2	Sector 3	Time
14	17.664	12.888	19.053	49.605
15	17.588	12.945	19.103	49.636
16	17.620	12.902	19.480	50.002
17	17.996	13.376	19.134	50.506
18	17.543	12.921	19.299	49.763
19	17.956	12.947	19.146	50.049
FINISH				
20	17.611	13.002	21.018	51.631

427 MIZZONI Mirko

		16.846	23.575	
START				
	20.399	21.956	1:03.514	
1	20.623	13.630	19.762	54.015
2	18.051	13.469	19.754	51.274
3	17.803	13.196	19.494	50.493
4	17.765	13.387	19.289	50.441
5	17.544	13.063	19.396	50.003
6	18.547	13.170	19.239	50.956
7	17.511	13.150	19.261	49.922
8	17.558	13.084	19.179	49.821
9	17.552	13.010	19.225	49.787
10	17.548	13.035	19.162	49.745
11	17.591	13.080	19.222	49.893
12	17.579	13.008	19.156	49.743
13	17.559	13.035	19.095	49.689
14	17.476	13.121	19.140	49.737
15	17.546	13.012	19.267	49.825
16	17.908	13.045	19.222	50.175
17	17.621	13.075	19.358	50.054
18	17.574	13.070	19.313	49.957
19	17.537	13.123	19.349	50.009
FINISH				
20	17.561	13.017	19.311	49.889

437 PIIRIMAGI Sten

		17.048	23.486	
START				
	21.353	21.803	1:09.560	

X 30 CHALLENGE EUROPA 2016

X30 Super Shifter

(Shi) Race 1

Historique / Records

Tour	Secteur 1	Secteur 2	Secteur 3	Temps
Lap	Sector 1	Sector 2	Sector 3	Time
1	19.517	13.191	19.459	52.167
2	18.072	13.309	19.837	51.218
3	17.555	12.930	19.062	49.547
4	17.443	12.834	19.026	49.303
5	17.428	12.924	19.220	49.572
6	17.431	12.859	19.009	49.299
7	17.579	12.923	19.099	49.601
8	17.555	12.939	19.063	49.557
9	17.398	12.880	19.066	49.344
10	17.491	12.888	19.049	49.428
11	17.469	12.911	19.046	49.426
12	17.530	12.977	19.113	49.620
13	17.510	12.985	19.205	49.700
14	17.521	12.983	19.033	49.537
15	17.478	12.972	19.074	49.524
16	17.493	13.111	20.061	50.665
17	17.841	12.960	19.177	49.978
18	17.504	12.958	19.762	50.224
19	17.733	12.933	19.089	49.755
FINISH				
20	17.547	12.985	19.093	49.625

448 LAPINA Lorenzo

16.249		24.256		
START				
1	19.570	13.181	19.367	52.118
2	18.142	13.496	19.264	50.902
3	17.714	12.980	19.011	49.705
4	17.680	13.023	19.055	49.758
5	17.564	12.947	19.413	49.924
6	17.837	13.562	19.081	50.480
7	17.839	13.071	19.136	50.046
8	17.562	12.928	18.988	49.478
9	17.579	12.910	18.963	49.452
10	17.473	12.897	18.958	49.328
11	17.493	12.962	18.972	49.427
12	17.467	12.837	18.952	49.256
13	17.527	12.864	19.047	49.438
14	17.578	13.086	19.167	49.831
15	17.572	12.937	18.955	49.464

Tour	Secteur 1	Secteur 2	Secteur 3	Temps
Lap	Sector 1	Sector 2	Sector 3	Time
16	17.595	12.915	19.551	50.061
17	17.797	13.075	19.001	49.873
18	17.506	12.895	19.397	49.798
19	17.551	12.901	19.001	49.453
FINISH				
20	17.571	12.872	19.027	49.470

450 DELRE Thierry

15.805		24.170		
START				
21.611		22.261	1:09.160	
1	20.112	13.185	19.639	52.936
2	17.850	13.053	20.167	51.070
3	17.810	13.058	19.521	50.389
4	17.697	12.986	19.227	49.910
5	17.830	12.983	19.259	50.072
6	17.767	13.016	19.261	50.044
7	17.758	12.993	19.272	50.023
8	18.042	13.007	19.268	50.317
9	17.801	13.295	19.488	50.584
10	17.565	12.964	19.201	49.730
11	18.042	13.106	19.389	50.537
12	17.574	12.961	19.265	49.800
13	17.540	12.955	19.195	49.690
14	17.718	13.015	19.219	49.952
15	17.624	12.958	19.294	49.876
16	17.587	12.983	19.228	49.798
17	17.759	12.968	19.228	49.955
18	17.560	12.888	19.231	49.679
19	17.824	13.434	19.283	50.541
FINISH				
20	17.630	12.976	19.400	50.006

461 GIOMARELLI Luca

15.699		22.631		
START				
22.298		22.904	1:04.013	
1	20.967	13.525	19.930	54.422
2	18.381	13.275	19.547	51.203

X 30 CHALLENGE EUROPA 2016

X30 Super Shifter

(Shi) Race 1

Historique / Records

Tour Lap	Secteur 1 Sector 1	Secteur 2 Sector 2	Secteur 3 Sector 3	Temps Time
3	17.960	13.378	20.472	51.810
4	17.929	13.098	19.308	50.335
5	17.806	13.049	19.446	50.301
6	19.017	13.215	19.409	51.641
7	18.090	13.098	19.332	50.520
8	17.815	13.059	19.215	50.089
9	17.724	13.026	19.229	49.979
10	17.779	13.067	19.347	50.193
11	18.181	13.199	20.098	51.478
12	17.787	13.048	19.251	50.086
13	17.825	13.204	19.245	50.274
14	17.836	13.032	19.290	50.158
15	17.734	13.154	19.295	50.183
16	17.801	13.080	19.344	50.225
17	17.829	13.121	19.295	50.245
18	17.769	13.132	19.338	50.239
19	17.797	13.073	19.305	50.175
FINISH				
20	17.773	13.078	19.428	50.279

477 DEBBAS Karim

16.913		23.535			
START					
20.086		23.054	1:02.544		
1	21.102	14.042	19.869	55.013	
2	17.961	13.589	19.836	51.386	
3	17.804	13.344	19.492	50.640	
4	17.998	13.405	20.183	51.586	
5	17.787	13.122	19.320	50.229	
6	18.885	13.178	19.548	51.611	
7	17.705	13.181	19.295	50.181	
8	17.729	13.295	19.367	50.391	
9	17.780	13.173	19.422	50.375	
10	17.780	13.258	19.432	50.470	
11	17.737	13.271	19.383	50.391	
12	17.805	13.191	19.472	50.468	
13	18.031	13.214	19.519	50.764	
14	17.797	13.303	19.466	50.566	
15	17.587	13.194	19.263	50.044	
16	17.750	13.151	19.853	50.754	
17	18.802	13.371	19.644	51.817	

Tour Lap	Secteur 1 Sector 1	Secteur 2 Sector 2	Secteur 3 Sector 3	Temps Time
18	17.866	13.216	19.515	50.597
19	17.791	13.204	19.413	50.408
FINISH				
20	17.850	13.194	19.663	50.707

478 BOISSEUX Charles-Eric

17.223		24.168		
START				
FINISH				

479 BURAN Alessandro

17.355		22.992			
START					
21.713		21.954	1:07.744		
1	19.653	13.301	19.552	52.506	
2	17.836	13.037	20.150	51.023	
3	18.166	12.984	19.255	50.405	
4	17.695	13.018	19.139	49.852	
5	17.880	13.113	19.330	50.323	
6	17.655	12.992	19.179	49.826	
7	17.777	13.087	19.447	50.311	
8	17.735	13.161	19.178	50.074	
9	17.743	13.013	19.250	50.006	
10	17.558	12.953	19.169	49.680	
11	17.503	13.028	19.159	49.690	
12	17.550	13.029	19.121	49.700	
13	17.465	12.985	19.095	49.545	
14	17.483	12.991	19.136	49.610	
15	17.519	12.999	19.133	49.651	
16	17.502	12.939	19.104	49.545	
17	17.519	12.965	19.135	49.619	
18	17.498	13.027	19.120	49.645	
19	17.554	13.042	19.118	49.714	
FINISH					
20	17.496	12.969	19.235	49.700	

480 VALENTI Marco

14.791		23.240		
--------	--	--------	--	--

X 30 CHALLENGE EUROPA 2016

X30 Super Shifter

(Shi) Race 1

Historique / Records

Tour	Secteur 1	Secteur 2	Secteur 3	Temps
Lap	Sector 1	Sector 2	Sector 3	Time
START				
	20.332	24.371	1:01.023	
1	20.044	13.991	20.241	54.276
2	18.022	13.351	19.608	50.981
3	17.789	13.430	19.584	50.803
4	17.727	13.311	20.066	51.104
5	17.851	13.186	19.345	50.382
6	20.554	13.411	19.775	53.740
7	17.919	13.319	19.425	50.663
8	17.864	13.274	19.693	50.831
9	18.142	13.192	19.296	50.630
10	19.420	13.496	19.441	52.357
11	17.998	13.312	19.376	50.686
12	17.740	13.150	19.351	50.241
13	17.676	13.174	19.519	50.369
14	17.773	13.323	19.608	50.704
15	17.715	13.301	19.542	50.558
16	17.889	13.265	19.743	50.897
17	18.089	13.393	19.812	51.294
18	17.902	13.327	19.550	50.779
19	17.827	13.544	19.743	51.114
FINISH				
20	17.865	13.262	19.719	50.846

481 PROSPERI Enrico

	15.410	22.785		
START				
	22.340	21.583	1:06.609	
1	20.373	13.515	19.436	53.324
2	17.736	13.004	19.756	50.496
3	18.055	13.278	19.275	50.608
4	17.578	12.846	19.063	49.487
5	17.693	13.052	20.001	50.746
6	17.517	12.911	18.952	49.380
7	17.593	12.936	19.123	49.652
8	17.651	12.874	19.011	49.536
9	17.517	12.917	18.944	49.378
10	17.477	12.907	18.972	49.356
11	17.513	12.919	18.971	49.403
12	17.453	12.861	18.964	49.278
13	17.457	12.881	18.933	49.271

Tour	Secteur 1	Secteur 2	Secteur 3	Temps
Lap	Sector 1	Sector 2	Sector 3	Time
14	17.446	12.846	18.876	49.168
15	17.478	12.870	18.992	49.340
16	17.502	12.889	19.001	49.392
17	17.488	12.895	19.130	49.513
18	17.563	12.863	19.209	49.635
19	18.035	12.943	19.152	50.130
FINISH				
20	17.605	13.005	19.906	50.516

482 DE VECCHI Stefano

	15.394	22.519		
START				
	22.358	22.755	1:05.461	
1	20.464	13.729	19.462	53.655
2	17.726	13.175	19.550	50.451
3	18.408	13.275	19.405	51.088
4	17.750	13.012	19.093	49.855
5	17.584	12.938	19.214	49.736
6	27.593	13.221	19.180	59.994
7	17.667	12.911	19.055	49.633
8	17.811	13.038	19.290	50.139
9	17.678	12.966	19.208	49.852
10	17.697	13.053	19.186	49.936
11	17.706	12.962	19.395	50.063
12	17.705	13.134	19.267	50.106
13	17.683	13.043	19.287	50.013
14	17.846	13.131	19.395	50.372
15	17.711	13.103	19.202	50.016
16	17.728	13.059	19.703	50.490
17	17.753	13.043	19.237	50.033
18	17.809	13.101	19.299	50.209
19	17.851	13.506	19.314	50.671
FINISH				
20	17.826	13.262	19.151	50.239

483 POLLINI Renda

	16.415	24.113		
START				
	21.840	21.476	1:10.388	

X 30 CHALLENGE EUROPA 2016

X30 Super Shifter

(Shi) Race 1

Historique / Records

Tour	Secteur 1	Secteur 2	Secteur 3	Temps
Lap	Sector 1	Sector 2	Sector 3	Time
1	19.312	13.188	19.255	51.755
2	18.146	13.118	19.187	50.451
3	17.613	12.908	18.992	49.513
4	17.528	12.923	18.900	49.351
5	17.515	12.908	18.986	49.409
6	17.498	12.900	18.961	49.359
7	17.540	13.042	19.130	49.712
8	17.537	12.908	18.971	49.416
9	17.609	12.888	19.112	49.609
10	17.483	12.943	18.984	49.410
11	17.533	12.934	19.036	49.503
12	17.552	12.915	19.003	49.470
13	17.525	12.897	19.071	49.493
14	17.469	13.230	19.054	49.753
15	17.482	12.857	19.001	49.340
16	17.442	12.959	18.970	49.371
17	17.506	12.904	19.013	49.423
18	17.529	12.856	19.025	49.410
19	17.570	12.919	19.111	49.600
	FINISH			
20	17.520	12.876	19.034	49.430

X30 Super Shiffter (Shi) Race 1 Tour par tour / Lap by lap

Grille / Grid	401	448	483	402	437	450	425	411	414	479	412	424	481	408	418	482	461	415	478	405	477	427	423	422	480
---------------	-----	-----	-----	-----	-----	-----	-----	-----	-----	-----	-----	-----	-----	-----	-----	-----	-----	-----	-----	-----	-----	-----	-----	-----	-----

	1.	2.	3.	4.	5.	6.	7.	8.	9.	10.	11.	12.	13.	14.	15.	16.	17.	18.	19.	20.	21.	22.	23.	24.	25.
Départ / Start	401	448	483	402	437	450	425	414	411	412	479	424	408	481	418	461	482	405	415	477	423	427	422	480	
Tour / Lap 1	401	448	483	402	437	425	412	450	479	411	408	424	481	418	405	482	461	415	423	427	477	422	414	480	
Tour / Lap 2	401	483	448	425	437	412	402	450	479	411	408	481	424	418	405	482	415	461	423	414	427	477	422	480	
Tour / Lap 3	401	483	448	425	437	412	411	450	479	408	481	402	424	418	482	405	415	414	423	427	461	477	422	480	
Tour / Lap 4	401	483	448	425	437	412	411	450	479	408	481	424	402	418	482	405	414	415	423	427	461	422	477	480	
Tour / Lap 5	401	483	425	448	437	412	411	450	479	481	424	408	418	482	405	414	415	423	427	461	422	477	480		
Tour / Lap 6	401	483	425	437	412	448	411	450	479	481	424	408	414	427	423	461	418	422	477	480	482	415			
Tour / Lap 7	401	483	425	437	412	411	448	450	481	479	424	408	414	427	423	418	461	477	422	480	482				
Tour / Lap 8	401	483	425	437	412	411	448	481	450	479	424	408	414	427	418	423	461	477	422	482	480				
Tour / Lap 9	401	483	425	437	412	411	448	481	479	450	424	408	414	427	418	423	461	477	422	482	480				
Tour / Lap 10	401	483	425	437	412	411	448	481	479	450	424	408	414	427	418	423	461	477	422	482	480				
Tour / Lap 11	401	483	425	437	412	411	448	481	479	424	450	408	414	427	418	461	423	477	482	422	480				
Tour / Lap 12	401	483	437	425	412	411	448	481	479	424	450	408	414	427	418	461	423	477	482	422	480				
Tour / Lap 13	401	483	437	412	411	425	448	481	479	424	450	414	408	427	418	461	423	477	482	480	422				
Tour / Lap 14	401	483	437	412	411	425	448	481	479	424	450	414	408	427	418	461	423	477	482	480					
Tour / Lap 15	401	483	437	412	411	425	448	481	479	424	450	414	408	427	418	461	423	477	482	480					
Tour / Lap 16	401	483	412	411	437	425	448	481	479	424	450	414	408	418	427	461	423	477	482	480					
Tour / Lap 17	401	483	412	411	437	448	425	481	479	424	450	414	408	418	427	461	423	482	477	480					
Tour / Lap 18	401	483	411	448	437	412	425	481	479	424	450	414	408	418	427	461	423	482	477	480					
Tour / Lap 19	401	483	411	448	437	412	425	481	479	424	414	450	408	418	427	461	482	423	477	480					
Tour / Lap 20	401	483	411	448	437	412	481	425	479	424	414	450	408	418	427	461	482	423	477	480					

X30 Super Shiffter (Shi) Race 2 Classement / Classification

Cl	N°	Concurrent	Pilote	Nat	Nat	Tours	Ecart	M.Tour	Vitesse	Points
Rnk	No.	Entrant	Driver			Laps	Gap	B.Lap	Speed	
1	401	Comer Spa	VIGANO Matteo	ITA		20		49.105	92,08	88
2	448	Ital Corse Racing Team	LAPINA Lorenzo	ITA		20	+0.239	49.085	92,11	83
3	483	Renda Mostorsport sas	POLLINI Renda	ITA		20	+0.796	49.048	92,18	79
4	412	Sousa Cristovao	SOUSA Yohan	POR		20	+7.397	49.483	91,37	76
5	411	GP Racing	TILLOCA Luca	ITA		20	+7.540	49.336	91,64	74
6	418	GP Racing	DI PIETRO Andrea	ITA		20	+8.804	49.485	91,37	73
7	425	Allen	ALLEN Scott	GBR		20	+9.100	49.535	91,28	72
8	437	Piirimagi Sten	PIIRIMAGI Sten	EST		20	+12.695	49.576	91,20	71
9	414	Maassad Pierre	MAASSAD Karl	LIB		20	+12.949	49.339	91,64	70
10	427	Ital Corse Racing Team	MIZZONI Mirko	ITA		20	+13.284	49.347	91,62	69
11	479	Haase	BURAN Alessandro	ITA		20	+14.894	49.479	91,38	68
12	450	Mach 1 Motorsport	DELRE Thierry	BEL		20	+15.437	49.559	91,23	67
13	405	Idéal Kart	BOURGEOIS Pierre	FRA		20	+16.387	49.686	91,00	66
14	408	AK-Racing	FUCHS Julian	GER		20	+18.716	49.726	90,93	65
15	423	XS Racing	LEPERT Sébastien	FRA		20	+29.526	50.053	90,33	64
16	424	LTP Competicion	GARCIA SANCHEZ Eduardo	ESP		20	+30.916	49.785	90,82	63
17	480	Renda Mostorsport SAS	VALENTI Marco	ITA		20	+38.260	50.453	89,62	62
18	477	Debbas Karim	DEBBAS Karim	LIB		20	+49.517	50.430	89,66	61
19	482	De Vecchi Gilberto	DE VECCHI Stefano	ITA		18	+2 Laps	49.949	90,52	60
20	481	Renda Mostorsport SAS	PROSPERI Enrico	ITA		8	+12 Laps	49.809	90,77	59
21	478	Le Castellet Kart Racing	BOISSEAUX Charles-Eric	FRA		4	+16 Laps	52.282	86,48	58
22	415	Sarfati Bernard	SARFATI Jean-Noël	FRA		2	+18 Laps	52.843	85,56	57

Meilleur tour / Best lap: 483 POLLINI Renda - 49.048

Absent sur la grille / DNSs

422	Melas Riccardo	MELAS Riccardo	ITA	
-----	----------------	----------------	-----	--

Exclus de la manifestation / Excluded from the event

402	BRM Racing Srl	TELLONE Pasquale	ITA	
461	Giomarelli	GIOMARELLI Luca	ITA	

N° 461 Exclusion du meeting / Exclusion from the meeting : Pilote agressif / Aggressive pilot : Bagarre à l'arrivée Rapport n° 44

N° 402 Exclusion du meeting / Exclusion from the meeting : Pilote agressif / Aggressive pilot : Bagarre à l'arrivée Rapport n° 48

Sous réserve du contrôle technique ou de fait sportif

Le Chronométrage



Affiché à

Le Président du Collège

X30 Super Shiffter

(Shi) Race 2

Historique / Records

Tour	Secteur 1	Secteur 2	Secteur 3	Temps
Lap	Sector 1	Sector 2	Sector 3	Time

401 VIGANO Matteo

		15.317	22.358	
	19.728	16.075	39.984	
START				
	20.691	14.655	1:03.987	
1	19.333	13.061	19.240	51.634
2	17.874	13.053	19.223	50.150
3	17.682	12.941	19.227	49.850
4	17.628	12.949	19.076	49.653
5	17.559	12.872	18.984	49.415
6	17.503	12.882	19.423	49.808
7	17.970	13.112	19.062	50.144
8	17.517	12.932	19.076	49.525
9	17.457	12.899	19.022	49.378
10	17.383	12.901	18.997	49.281
11	17.483	12.905	18.986	49.374
12	17.450	12.868	18.977	49.295
13	17.437	12.881	19.003	49.321
14	17.392	12.895	18.946	49.233
15	17.378	12.853	18.928	49.159
16	17.476	12.895	18.993	49.364
17	17.401	12.851	18.962	49.214
18	17.410	12.781	18.914	49.105
19	17.387	12.807	18.977	49.171
FINISH				
20	17.437	12.797	18.930	49.164

402 TELLONE Pasquale

		16.542	20.867	
	18.868	17.328	57.153	
START				
	21.470	14.958	58.865	
1	20.077	13.855	20.453	54.385
2	18.286	13.290	19.330	50.906
3	17.643	12.984	19.008	49.635
4	17.532	12.932	19.050	49.514
5	17.634	12.997	18.924	49.555
6	17.517	12.985	19.230	49.732
7	17.518	13.005	19.112	49.635

Tour	Secteur 1	Secteur 2	Secteur 3	Temps
Lap	Sector 1	Sector 2	Sector 3	Time

8	17.880	13.566	20.993	52.439
9	18.058			50.030
10	17.406	12.900	19.050	49.356
11	17.413	13.457	19.029	49.899
12	17.552	13.017	19.016	49.585
13	17.482	12.930	19.002	49.414
14	17.526	12.935	18.983	49.444
15	17.736	14.603	19.297	51.636
16	17.531	12.960	18.984	49.475
17	17.529	12.926	18.987	49.442
18	17.430	12.920	18.983	49.333
19	17.433	13.015	19.034	49.482
FINISH				
20	17.463	12.862	18.994	49.319

405 BOURGEOIS Pierre

		16.128	21.174	
	19.165	17.652	57.412	
START				
	20.461	15.368	59.922	
1	20.414	13.629	20.614	54.657
2	18.460	13.894	19.588	51.942
3	17.742	13.011	19.163	49.916
4	17.609	12.976	19.207	49.792
5	17.996	13.481	19.307	50.784
6	17.635	12.990	19.151	49.776
7	17.462	13.045	19.477	49.984
8	17.967	13.052	19.151	50.170
9	17.557			49.854
10	17.691	13.070	19.144	49.905
11	17.950	13.119	19.185	50.254
12	17.607	13.161	19.113	49.881
13	17.550	13.026	19.110	49.686
14	17.664	12.935	19.151	49.750
15	17.597	12.988	19.175	49.760
16	17.519	13.100	19.206	49.825
17	17.514	13.045	19.134	49.693
18	17.649	12.998	19.122	49.769
19	17.551	13.013	19.191	49.755
FINISH				
20	17.642	13.069	19.168	49.879

X 30 CHALLENGE EUROPA 2016

X30 Super Shifter

(Shi) Race 2

Historique / Records

Tour	Secteur 1	Secteur 2	Secteur 3	Temps
Lap	Sector 1	Sector 2	Sector 3	Time

408 FUCHS Julian

		15.232	21.613	
	20.425	16.104	1:01.273	
	START			
	20.223	15.149	1:01.957	
1	20.539	13.972	20.223	54.734
2	18.174	13.274	19.679	51.127
3	18.056	13.563	19.327	50.946
4	17.799	12.999	19.292	50.090
5	18.011	13.570	19.532	51.113
6	18.155	13.037	19.468	50.660
7	17.702	13.017	19.291	50.010
8	17.737	13.048	19.409	50.194
9	17.667			50.003
10	17.634	13.049	19.279	49.962
11	17.680	13.054	19.351	50.085
12	17.612	12.991	19.233	49.836
13	17.479	12.981	19.266	49.726
14	17.591	13.054	19.338	49.983
15	17.655	12.931	19.284	49.870
16	17.736	13.006	19.242	49.984
17	17.635	13.023	19.318	49.976
18	17.606	12.988	19.261	49.855
19	17.602	13.021	19.267	49.890
	FINISH			
20	17.583	13.059	19.350	49.992

411 TILLOCA Luca

		15.713	22.535	
	20.472	15.564	1:01.984	
	START			
	20.196	14.858	1:03.684	
1	22.031	13.768	20.064	55.863
2	18.281	13.163	19.187	50.631
3	17.624	12.955	19.117	49.696
4	17.672	12.952	19.075	49.699
5	17.636	12.913	18.984	49.533
6	17.550	12.981	18.985	49.516
7	17.548	12.991	19.055	49.594

Tour	Secteur 1	Secteur 2	Secteur 3	Temps
Lap	Sector 1	Sector 2	Sector 3	Time

8	17.835	12.920	19.034	49.789
9	17.529	12.875	19.104	49.508
10	17.412	12.912	19.013	49.337
11	17.408	12.891	19.062	49.361
12	17.409	12.878	19.049	49.336
13	17.756	12.922	19.132	49.810
14	17.517	12.968	19.167	49.652
15	17.568	12.993	18.905	49.466
16	17.460	12.894	19.013	49.367
17	17.515	12.882	18.994	49.391
18	17.512	12.993	18.939	49.444
19	17.417	12.935	18.998	49.350
	FINISH			
20	17.429	12.970	19.070	49.469

412 SOUSA Yohan

		14.967	22.021	
	20.587	15.387	1:00.893	
	START			
	20.324	15.046	1:03.288	
1	19.318	13.188	19.445	51.951
2	17.868	13.026	19.396	50.290
3	17.764	13.110	19.295	50.169
4	17.795	13.104	19.207	50.106
5	17.644	12.972	19.202	49.818
6	17.632	12.996	19.166	49.794
7	17.573	13.069	19.225	49.867
8	17.613	12.975	19.205	49.793
9	17.570	12.990	19.179	49.739
10	17.582	12.911	19.226	49.719
11	17.523	12.958	19.224	49.705
12	17.506	12.963	19.199	49.668
13	17.540	13.002	19.172	49.714
14	17.554	13.025	19.087	49.666
15	17.548	12.937	19.139	49.624
16	17.469	13.014	19.162	49.645
17	17.562	12.949	19.120	49.631
18	17.555	12.978	19.159	49.692
19	17.488	12.974	19.021	49.483
	FINISH			
20	17.472	12.955	19.212	49.639

X 30 CHALLENGE EUROPA 2016

X30 Super Shifter

(Shi) Race 2

Historique / Records

Tour	Secteur 1	Secteur 2	Secteur 3	Temps
Lap	Sector 1	Sector 2	Sector 3	Time
414 MAASSAD Karl				
		15.284	20.973	
	19.680	15.903	1:00.902	
START				
	20.586	15.107	1:00.848	
1	19.353	13.394	19.607	52.354
2	18.046	13.138	19.383	50.567
3	17.734	13.058	19.365	50.157
4	17.723	13.120	19.234	50.077
5	17.704	12.931	19.138	49.773
6	17.551	13.033	19.170	49.754
7	17.755	13.718	19.455	50.928
8	18.291	14.397	19.627	52.315
9	17.729			49.954
10	17.575	13.024	19.182	49.781
11	17.565	13.358	19.028	49.951
12	17.602	12.974	19.000	49.576
13	17.526	13.525	19.227	50.278
14	17.600	12.969	19.007	49.576
15	17.625	13.141	19.037	49.803
16	17.537	13.048	19.038	49.623
17	17.573	12.982	19.071	49.626
18	17.513	12.956	18.870	49.339
19	17.516	12.912	18.974	49.402
FINISH				
20	17.535	12.946	19.062	49.543

415 SARFATI Jean-Noël				
		16.180	21.042	
	19.160	17.740	57.104	
START				
	20.881	15.400	59.718	
1	23.840	13.344	19.403	56.587
2	17.960	13.397	21.486	52.843
FINISH				

418 DI PIETRO Andrea				
		14.830	21.423	

		20.349	16.193	1:00.651	
START					
		19.952	15.272	1:01.980	
1	20.574	13.392	19.496	53.462	
2	17.971	13.032	19.276	50.279	
3	17.758	13.114	19.127	49.999	
4	17.644	13.115	19.162	49.921	
5	17.592	12.983	19.172	49.747	
6	17.535	12.929	19.132	49.596	
7	17.622	13.151	19.244	50.017	
8	17.540	12.966	19.168	49.674	
9	17.503	12.943	19.039	49.485	
10	17.498	12.985	19.135	49.618	
11	17.429	12.950	19.145	49.524	
12	17.457	12.981	19.170	49.608	
13	17.548	12.978	19.093	49.619	
14	17.563	12.947	19.138	49.648	
15	17.724	13.017	19.274	50.015	
16	17.584	13.038	19.083	49.705	
17	17.501	12.964	19.171	49.636	
18	17.490	12.967	19.094	49.551	
19	17.508	12.993	19.096	49.597	
FINISH					
20	17.466	12.996	19.140	49.602	

423 LEPERT Sébastien				
		15.505	21.534	
	19.709	15.695	59.117	
START				
	20.674	15.176	1:00.970	
1	20.393	13.592	20.004	53.989
2	19.021	13.873	20.218	53.112
3	18.228	13.809	20.085	52.122
4	18.057	13.257	19.687	51.001
5	17.950	13.208	19.729	50.887
6	17.845	13.178	19.455	50.478
7	17.924	13.267	19.617	50.808
8	17.983	13.108	19.566	50.657
9	17.846	13.134	19.524	50.504
10	17.835	13.144	19.484	50.463
11	17.870	13.080	19.736	50.686

X 30 CHALLENGE EUROPA 2016

X30 Super Shifter

(Shi) Race 2

Historique / Records

Tour	Secteur 1	Secteur 2	Secteur 3	Temps
Lap	Sector 1	Sector 2	Sector 3	Time
12	17.913	13.123	19.472	50.508
13	17.822	13.163	19.319	50.304
14	17.869	13.201	19.497	50.567
15	17.952	13.152	19.385	50.489
16	17.827	13.142	19.517	50.486
17	17.838	13.295	19.381	50.514
18	17.702	13.036	19.315	50.053
19	17.816	13.129	19.374	50.319
FINISH				
20	17.680	13.119	19.570	50.369

424 GARCIA SANCHEZ Eduardo

		15.173	21.854	
	20.536	15.700	1:01.954	
START				
	19.806	14.929	1:02.419	
1	33.952	13.491	19.699	1:07.142
2	18.115	13.328	19.692	51.135
3	18.147	13.257	19.626	51.030
4	17.962	13.088	19.432	50.482
5	17.807	13.113	19.218	50.138
6	17.687	13.045	19.287	50.019
7	17.737	13.093	19.473	50.303
8	17.785	12.985	19.333	50.103
9	17.632	13.084	19.541	50.257
10	17.674	13.031	19.340	50.045
11	17.650	13.158	19.489	50.297
12	17.724	13.090	19.392	50.206
13	17.760	13.042	19.249	50.051
14	17.586	13.005	19.252	49.843
15	17.739	13.037	19.426	50.202
16	17.633	13.059	19.299	49.991
17	17.628	13.055	19.258	49.941
18	17.596	12.998	19.294	49.888
19	17.556	12.986	19.243	49.785
FINISH				
20	17.578	12.982	19.276	49.836

425 ALLEN Scott

		15.240	22.013	
--	--	---------------	---------------	--

Tour	Secteur 1	Secteur 2	Secteur 3	Temps
Lap	Sector 1	Sector 2	Sector 3	Time
	20.496	15.645	1:00.072	
START				
	20.691	15.257	1:02.798	
1	19.447	13.234	19.415	52.096
2	17.835	13.161	19.323	50.319
3	17.665	13.097	19.288	50.050
4	17.668	13.057	19.343	50.068
5	17.690	13.014	19.261	49.965
6	17.668	13.021	19.152	49.841
7	17.608	13.054	19.219	49.881
8	17.671	13.037	19.180	49.888
9	17.651	13.038	19.142	49.831
10	17.531	12.999	19.198	49.728
11	17.550	12.991	19.152	49.693
12	17.586	13.025	19.127	49.738
13	17.526	13.016	19.120	49.662
14	17.531	12.982	19.262	49.775
15	18.280	12.977	19.124	50.381
16	17.614	12.941	19.149	49.704
17	17.501	12.923	19.111	49.535
18	17.599	12.978	19.080	49.657
19	17.594	12.936	19.076	49.606
FINISH				
20	17.594	12.951	19.045	49.590

427 MIZZONI Mirko

		15.239	20.752	
	20.056	16.668	1:00.051	
START				
	20.339	15.232	1:01.933	
1	21.225	13.489	20.372	55.086
2	18.474	14.017	19.838	52.329
3	18.401	13.622	19.465	51.488
4	17.583	12.976	19.104	49.663
5	17.446	12.906	19.105	49.457
6	17.704	12.964	19.077	49.745
7	17.465	12.928	19.145	49.538
8	17.659	12.909	19.107	49.675
9	17.659			50.144
10	17.462	12.926	19.106	49.494
11	17.581	13.124	19.060	49.765

X 30 CHALLENGE EUROPA 2016

X30 Super Shifter

(Shi) Race 2

Historique / Records

Tour	Secteur 1	Secteur 2	Secteur 3	Temps
Lap	Sector 1	Sector 2	Sector 3	Time
12	17.423	12.896	19.028	49.347
13	17.539	12.904	19.170	49.613
14	17.484	13.002	19.006	49.492
15	17.505	13.493	19.175	50.173
16	17.488	12.905	19.023	49.416
17	17.508	12.925	19.062	49.495
18	17.491	12.918	19.071	49.480
19	17.483	12.857	19.026	49.366
FINISH				
20	17.441	12.963	19.136	49.540

437 PIIRIMAGI Sten

		14.981	21.912	
	20.225	15.604	1:01.853	
START				
	20.349	15.307	1:02.813	
1	19.792	13.437	19.723	52.952
2	18.731	13.237	19.689	51.657
3	17.955	13.097	19.348	50.400
4	17.833	13.031	19.303	50.167
5	17.687	13.032	19.145	49.864
6	17.528	12.946	19.102	49.576
7	17.929	13.238	19.237	50.404
8	17.801	13.263	20.183	51.247
9	17.541	13.025	19.196	49.762
10	17.497	13.023	19.124	49.644
11	17.604	13.013	19.113	49.730
12	17.586	13.009	19.147	49.742
13	17.533	12.972	19.219	49.724
14	17.537	13.049	19.120	49.706
15	17.668	12.959	19.188	49.815
16	17.553	13.038	19.131	49.722
17	17.619	12.984	19.117	49.720
18	17.536	12.959	19.121	49.616
19	17.530	12.992	19.088	49.610
FINISH				
20	17.484	13.002	19.252	49.738

448 LAPINA Lorenzo

15.080 21.714

Tour	Secteur 1	Secteur 2	Secteur 3	Temps
Lap	Sector 1	Sector 2	Sector 3	Time
	21.243	15.633	1:00.125	
START				
	20.311	15.061	1:03.711	
1	19.135	13.039	19.149	51.323
2	17.818	13.053	19.196	50.067
3	17.716	12.931	19.096	49.743
4	17.637	12.943	19.027	49.607
5	17.568	12.912	19.009	49.489
6	17.503	12.890	19.145	49.538
7	17.865	13.472	19.720	51.057
8	17.792	12.894	18.879	49.565
9	17.511	12.831	18.894	49.236
10	17.461	12.897	18.891	49.249
11	17.415	12.914	18.906	49.235
12	17.401	12.826	18.907	49.134
13	17.383	12.880	18.922	49.185
14	17.431	12.843	18.917	49.191
15	17.566	12.868	18.865	49.299
16	17.438	12.864	18.985	49.287
17	17.408	12.855	18.822	49.085
18	17.418	12.862	18.939	49.219
19	17.394	12.853	18.863	49.110
FINISH				
20	17.460	12.800	18.919	49.179

450 DELRE Thierry

		14.975	21.875	
	20.556	15.863	1:00.645	
START				
	19.856	15.837	1:02.338	
1	19.646	13.360	19.819	52.825
2	18.288	13.146	19.562	50.996
3	18.177	13.029	19.449	50.655
4	18.194	13.046	19.433	50.673
5	18.360	13.117	19.591	51.068
6	17.724	13.096	19.344	50.164
7	17.722	13.084	19.318	50.124
8	17.675	13.098	19.524	50.297
9	18.226			50.823
10	17.770	12.975	19.297	50.042
11	17.968	13.042	19.223	50.233

X 30 CHALLENGE EUROPA 2016

X30 Super Shifter

(Shi) Race 2

Historique / Records

Tour	Secteur 1	Secteur 2	Secteur 3	Temps
Lap	Sector 1	Sector 2	Sector 3	Time
12	17.600	12.980	19.223	49.803
13	17.522	13.005	19.211	49.738
14	17.540	12.899	19.183	49.622
15	17.604	13.006	19.213	49.823
16	17.522	12.883	19.154	49.559
17	17.656	12.906	19.159	49.721
18	17.556	12.904	19.155	49.615
19	17.513	12.932	19.244	49.689
FINISH				
20	17.513	12.891	19.182	49.586

461 GIOMARELLI Luca

		15.184	21.285	
	19.456	16.235	59.744	
START				
	20.937	15.084	1:00.989	
1	21.449	13.434	20.012	54.895
2	18.428	13.293	19.368	51.089
3	17.767	13.252	19.135	50.154
4	17.568	12.909	19.077	49.554
5	17.642	12.977	19.172	49.791
6	17.540	12.931	19.029	49.500
7	17.471	12.876	19.058	49.405
8	17.601	13.936	19.413	50.950
9	17.619	12.986	19.305	49.910
10	17.578	12.941	19.088	49.607
11	17.569	13.035	19.112	49.716
12	17.572	12.989	19.207	49.768
13	17.533	12.922	19.242	49.697
14	17.652	12.914	19.122	49.688
15	17.823	15.636	20.914	54.373
16	21.048	13.222	19.497	53.767
17	17.848	13.208	19.417	50.473
18	17.715	13.055	19.288	50.058
19	17.929	13.165	19.667	50.761
FINISH				
20	17.850	13.020	19.409	50.279

477 DEBBAS Karim

		15.690	21.472	
--	--	--------	--------	--

Tour	Secteur 1	Secteur 2	Secteur 3	Temps
Lap	Sector 1	Sector 2	Sector 3	Time
	19.287	16.385	59.090	
START				
	20.540	15.306	1:00.152	
1	22.890	13.595	19.910	56.395
2	18.188	14.018	20.921	53.127
3	32.669	13.332	19.838	1:05.839
4	17.998	13.301	19.659	50.958
5	18.026	13.279	20.041	51.346
6	17.960	13.240	19.587	50.787
7	17.920	13.236	19.706	50.862
8	18.004	13.263	19.648	50.915
9	17.842	13.185	19.551	50.578
10	17.823	13.261	19.564	50.648
11	17.863	13.276	19.683	50.822
12	17.874	13.213	19.615	50.702
13	17.807	13.312	19.558	50.677
14	17.804	13.196	19.587	50.587
15	17.870	13.245	19.424	50.539
16	17.752	13.240	19.582	50.574
17	17.776	13.182	19.472	50.430
18	17.792	13.306	19.405	50.503
19	17.826	13.211	19.837	50.874
FINISH				
20	18.026	13.360	19.623	51.009

478 BOISSEAUX Charles-Eric

		16.333	21.190	
	19.133	18.089	56.695	
START				
	22.156	14.457	58.937	
1	21.267	13.409	19.957	54.633
2	18.444	14.338	21.792	54.574
3	19.229	13.413	19.640	52.282
4	22.353	19.673	21.054	1:03.080
FINISH				

479 BURAN Alessandro

		17.637	20.804	
	18.105	17.913	54.706	

X 30 CHALLENGE EUROPA 2016

X30 Super Shifter

(Shi) Race 2

Historique / Records

Tour	Secteur 1	Secteur 2	Secteur 3	Temps
Lap	Sector 1	Sector 2	Sector 3	Time
START				
	21.537	18.242	55.751	
1	21.538	13.433	19.804	54.775
2	17.965	14.030	19.699	51.694
3	18.157	13.225	19.297	50.679
4	17.729	12.987	19.171	49.887
5	17.609	12.925	19.190	49.724
6	17.646	12.915	19.140	49.701
7	17.512	12.938	19.172	49.622
8	17.592	12.975	19.140	49.707
9	17.747			50.025
10	17.605	12.948	19.116	49.669
11	17.616	13.392	19.164	50.172
12	17.521	12.921	19.141	49.583
13	17.511	12.966	19.171	49.648
14	17.487	12.890	19.102	49.479
15	17.635	13.284	19.402	50.321
16	17.615	12.944	19.148	49.707
17	17.546	12.956	19.153	49.655
18	17.555	12.997	19.146	49.698
19	17.535	12.919	19.126	49.580
FINISH				
20	17.521	12.941	19.117	49.579

480 VALENTI Marco

		16.082	21.164	
	19.154	17.563	1:16.435	
START				
	19.415	13.530	45.247	
1	23.728	13.684	19.988	57.400
2	18.258	13.471	19.760	51.489
3	18.423	13.403	19.751	51.577
4	18.094	13.634	19.827	51.555
5	18.030	13.248	19.546	50.824
6	18.013	13.282	19.609	50.904
7	17.860	13.311	19.706	50.877
8	18.079	13.305	19.774	51.158
9	18.004	13.246	19.565	50.815
10	18.005	13.362	19.573	50.940
11	17.963	13.375	19.443	50.781
12	18.009	13.603	19.928	51.540

Tour	Secteur 1	Secteur 2	Secteur 3	Temps
Lap	Sector 1	Sector 2	Sector 3	Time
13	17.958	13.466	19.714	51.138
14	17.926	13.230	19.392	50.548
15	17.703	13.193	19.557	50.453
16	17.990	13.345	19.628	50.963
17	17.894	13.305	19.452	50.651
18	17.979	13.223	19.524	50.726
19	17.828	13.278	19.526	50.632
FINISH				
20	17.888	13.430	19.513	50.831

481 PROSPERI Enrico

		15.243	21.732	
	20.489	15.812	1:01.563	
START				
	20.270	14.697	1:02.754	
1	23.745	13.426	19.672	56.843
2	18.310	1:12.169	19.887	1:50.366
3	18.166	13.205	19.385	50.756
4	17.794	13.050	19.218	50.062
5	17.659	13.018	19.132	49.809
6	17.701	12.969	19.207	49.877
7	17.674	13.013	19.237	49.924
8	17.587	13.051	19.184	49.822
FINISH				

482 DE VECCHI Stefano

		15.455	21.459	
	19.161	15.892	59.955	
START				
	21.250	14.980	1:00.227	
1	22.352	13.561	19.771	55.684
2	18.613	14.169	42.377	1:15.159
3	18.294	13.429	19.812	51.535
4	18.189	13.329	19.518	51.036
5	17.969	13.287	19.434	50.690
6	17.935	13.298	19.549	50.782
7	17.824	13.204	19.554	50.582
8	17.810	13.258	19.424	50.492
9	17.765	13.133	19.356	50.254

X 30 CHALLENGE EUROPA 2016

X30 Super Shifter

(Shi) Race 2

Historique / Records

Tour	Secteur 1	Secteur 2	Secteur 3	Temps
Lap	Sector 1	Sector 2	Sector 3	Time
10	17.800	13.126	19.338	50.264
11	17.762	13.204	19.291	50.257
12	17.760	13.218	19.308	50.286
13	17.774	13.227	19.244	50.245
14	17.666	13.049	19.234	49.949
15	17.652	13.073	19.317	50.042
16	17.727	13.156	19.297	50.180
17	17.788	13.090	19.232	50.110
18	17.660	13.079	19.266	50.005
FINISH				







483 POLLINI Renda

		15.550	22.154	
	19.903	16.070	1:02.376	
START				
	19.959	15.768	1:03.560	
1	19.502	13.044	19.238	51.784
2	17.851	12.982	19.265	50.098
3	17.671	13.030	19.412	50.113
4	17.605	12.992	18.980	49.577
5	17.564	12.966	19.096	49.626
6	17.530	12.874	19.001	49.405
7	18.020	13.213	19.665	50.898
8	18.038	12.922	18.895	49.855
9	17.447	12.820	18.905	49.172
10	17.504	12.853	18.858	49.215
11	17.429	12.850	18.934	49.213
12	17.462	12.891	18.903	49.256
13	17.398	12.847	18.803	49.048
14	17.445	12.878	18.929	49.252
15	17.450	12.929	18.867	49.246
16	17.406	12.958	18.923	49.287
17	17.454	12.870	18.885	49.209
18	17.380	12.900	18.882	49.162
19	17.487	12.883	18.901	49.271
FINISH				
20	17.464	12.852	19.000	49.316

X30 Super Shifter (Shi) Race 2 Tour par tour / Lap by lap

Grille / Grid	401	483	411	448	437	412	481	425	424	450	408	418	427	414	461	482	423	477	480	422	415	405	402	478	479
---------------	-----	-----	-----	-----	-----	-----	-----	-----	-----	-----	-----	-----	-----	-----	-----	-----	-----	-----	-----	-----	-----	-----	-----	-----	-----

	1.	2.	3.	4.	5.	6.	7.	8.	9.	10.	11.	12.	13.	14.	15.	16.	17.	18.	19.	20.	21.	22.	23.	24.	25.
Départ / Start	401	483	448	412	411	437	425	481	424	450	418	414	408	482	461	427	423	402	477	405	478	415	479	480	
Tour / Lap 1	401	483	448	412	425	437	414	450	418	423	408	411	402	461	405	427	478	482	479	481	477	415	480	424	
Tour / Lap 2	401	483	448	412	425	414	450	418	437	411	408	402	461	405	423	427	479	478	477	415	480	424	482	481	
Tour / Lap 3	401	448	483	412	425	414	418	450	437	411	402	461	408	405	479	427	423	480	478	424	477	482	481		
Tour / Lap 4	401	448	483	412	425	414	418	437	450	411	402	461	408	405	479	427	423	480	424	478	477	482	481		
Tour / Lap 5	401	448	483	412	425	414	418	437	411	402	461	450	405	408	479	427	423	480	424	477	482	481			
Tour / Lap 6	448	401	483	412	425	414	418	437	411	402	461	450	405	479	427	408	423	480	424	477	482	481			
Tour / Lap 7	401	448	483	412	425	418	414	411	402	437	461	450	479	405	427	408	423	480	424	477	482	481			
Tour / Lap 8	401	448	483	412	425	418	411	437	461	414	402	450	479	427	405	408	423	480	424	477	482	481			
Tour / Lap 9	401	448	483	412	425	418	411	437	461	414	402	479	450	427	405	408	423	480	424	477	482				
Tour / Lap 10	401	448	483	412	425	418	411	437	461	414	402	479	427	450	405	408	423	480	424	477	482				
Tour / Lap 11	401	448	483	412	425	418	411	437	461	414	402	427	479	450	405	408	423	480	424	477	482				
Tour / Lap 12	401	448	483	412	425	418	411	437	461	414	402	427	479	450	405	408	423	424	480	477	482				
Tour / Lap 13	401	448	483	412	425	418	411	437	461	402	414	427	479	450	405	408	423	424	480	477	482				
Tour / Lap 14	401	448	483	412	425	418	411	437	461	402	414	427	479	450	405	408	423	424	480	477	482				
Tour / Lap 15	401	448	483	412	411	418	425	437	414	427	402	479	450	405	408	461	423	424	480	477	482				
Tour / Lap 16	401	448	483	412	411	418	425	437	414	427	402	479	450	405	408	461	423	424	480	477	482				
Tour / Lap 17	401	448	483	412	411	418	425	437	414	427	402	479	450	405	408	461	423	424	480	477	482				
Tour / Lap 18	401	448	483	412	411	418	425	437	414	427	402	479	450	405	408	461	423	424	480	477	482				
Tour / Lap 19	401	448	483	412	411	418	425	437	414	427	402	479	450	405	408	461	423	424	480	477					
Tour / Lap 20	401	448	483	412	411	418	425	437	414	427	402	479	450	405	408	461	423	424	480	477					

Cl ^t	N ^o	Concurrent	Pilote	Nat	Nat	R1	R2	Points
Rnk	No.	Entrant	Driver					
1	401	Comer Spa	VIGANO Matteo	ITA		88	88	176
2	483	Renda Mostorsport sas	POLLINI Renda	ITA		83	79	162
3	448	Ital Corse Racing Team	LAPINA Lorenzo	ITA		76	83	159
4	411	GP Racing	TILLOCA Luca	ITA		79	74	153
5	412	Sousa Cristovao	SOUSA Yohan	POR		73	76	149
6	437	Piirimagi Sten	PIIRIMAGI Sten	EST		74	71	145
7	425	Allen	ALLEN Scott	GBR		71	72	143
8	418	GP Racing	DI PIETRO Andrea	ITA		67	73	140
9	450	Mach 1 Motorsport	DELRE Thierry	BEL		69	67	136
10	414	Maassad Pierre	MAASSAD Karl	LIB		65	70	135
11	427	Ital Corse Racing Team	MIZZONI Mirko	ITA		66	69	135
12	408	AK-Racing	FUCHS Julian	GER		68	65	133
13	424	LTP Competicion	GARCIA SANCHEZ Eduardo	ESP		70	63	133
14	481	Renda Mostorsport SAS	PROSPERI Enrico	ITA		72	59	131
15	423	XS Racing	LEPERT Sébastien	FRA		63	64	127
16	405	Idéal Kart	BOURGEOIS Pierre	FRA		58	66	124
17	482	De Vecchi Gilberto	DE VECCHI Stefano	ITA		64	60	124
18	480	Renda Mostorsport SAS	VALENTI Marco	ITA		61	62	123
19	477	Debbas Karim	DEBBAS Karim	LIB		62	61	123
20	415	Sarfati Bernard	SARFATI Jean-Noël	FRA		59	57	116
21	478	Le Castellet Kart Racing	BOISSEAUX Charles-Eric	FRA		57	58	115
22	479	Haase	BURAN Alessandro	ITA		-	68	68
23	422	Melas Riccardo	MELAS Riccardo	ITA		60	0	60

Le Chronométrage



Affiché à

Le Président du Collège