

Cl	N°	Pilote	Nat	Nat	Meilleur S1	Meilleur S2	Meilleur S3	Temps idéal	Temps	Ecart	Tour	Vitesse
Rnk	No.	Driver			Best S1	Best S2	Best S3	Ideal Time	Time	Gap	Lap	Speed
1	132	HODGSON Oliver	GBR		17.403	13.471	19.568	50.442	50.498		7	89,54
2	114	BARBARIN Guillaume	FRA		17.570	13.497	19.657	50.724	50.762	+0.264	5	89,07
3	131	PAUL Maximilian	GER		17.526	13.449	19.736	50.711	50.770	+0.272	7	89,06
4	170	LEON Carlos	SPA		17.577	13.463	19.589	50.629	50.797	+0.299	7	89,01
5	129	BEAUMANN David	FRA		17.563	13.499	19.667	50.729	50.801	+0.303	5	89,00
6	172	ROBINSON Saul Ryker	GBR		17.490	13.540	19.700	50.730	50.859	+0.361	8	88,90
7	157	COUT Anthony	FRA		17.599	13.486	19.697	50.782	50.864	+0.366	6	88,89
8	149	THOMPSON Joshua	GBR		17.511	13.578	19.646	50.735	50.870	+0.372	9	88,88
9	125	JAYNE Kévin	FRA		17.598	13.567	19.645	50.810	50.903	+0.405	5	88,82
10	120	ANCHER Brian	FRA		17.540	13.548	19.799	50.887	50.976	+0.478	8	88,70
11	168	BONNETTO Romain	FRA		17.565	13.507	19.775	50.847	50.981	+0.483	11	88,69
12	124	HASKETT Roman	GBR		17.606	13.649	19.715	50.970	51.020	+0.522	7	88,62
13	211	FELBER Alessandro	SUI		17.580	13.570	19.788	50.938	51.028	+0.530	11	88,61
14	173	MARKIEWICZ Nicolas	FRA		17.648	13.601	19.762	51.011	51.053	+0.555	9	88,56
15	242	TENORIO Kevin	SPA		17.764	13.571	19.790	51.125	51.125	+0.627	5	88,44
16	119	LEHNER Norick	SUI		17.684	13.600	19.885	51.169	51.232	+0.734	6	88,25
17	139	PISELLI Matteo	ITA		17.535	13.668	20.043	51.246	51.320	+0.822	6	88,10
18	169	BARILE Saverio	ITA		17.728	13.682	19.890	51.300	51.333	+0.835	6	88,08
19	163	HUBLET Axel	FRA		17.831	13.675	19.891	51.397	51.482	+0.984	7	87,82
20	208	NOTARGIACOMO Johan	FRA		17.828	13.626	19.999	51.453	51.529	+1.031	7	87,74
21	112	Duc-GONINAZ Louis-Alexandre	FRA		17.741	13.754	19.999	51.494	51.575	+1.077	7	87,67
22	118	OVASKA Tuisku	FIN		17.805	13.781	19.877	51.463	51.578	+1.080	8	87,66
23	148	HOFMANN Sophie	GER		18.034	13.769	20.018	51.821	51.908	+1.410	10	87,10

Sous réserve du contrôle technique ou de fait sportif

Le Chronométrage



Affiché à

Le Président du Collège

X30 Senior

(Sen) Qualifying Practice Group 1

Historique / Records

Tour	Secteur 1	Secteur 2	Secteur 3	Temps
Lap	Sector 1	Sector 2	Sector 3	Time

112 DUC-GONINAZ Louis-Alexandre

START				
1		15.474	21.249	
2	18.488	14.375	20.574	53.437
3	18.203	13.855	20.151	52.209
4	18.030	13.836	20.099	51.965
5	18.117	13.808	20.032	51.957
6	17.998	13.756	20.138	51.892
7	17.741	13.762	20.072	51.575
8	17.977	14.261	21.267	53.505
9	18.051	13.754	19.999	51.804
10	17.907	13.911	20.131	51.949
11	17.981	13.925	20.074	51.980
12	17.938	13.958	20.731	52.627
FINISH				
13	17.953	14.115	20.142	52.210

114 BARBARIN Guillaume

START				
1		15.630	22.505	
2	18.500	13.807	20.021	52.328
3	17.873	13.620	19.791	51.284
4	17.686	13.639	20.236	51.561
5	17.598	13.507	19.657	50.762
6	17.618	15.544	20.493	53.655
7	17.641	13.497	19.664	50.802
8	17.570	16.332	22.486	56.388
9	17.664	13.532	19.701	50.897
FINISH				

118 OVASKA Tuisku

START				
1		15.319	21.120	
2	18.666	14.083	20.235	52.984
3	18.160	13.939	19.948	52.047
4	17.836	13.841	19.918	51.595
5	18.366	13.810	19.942	52.118
6	17.805	13.822	20.088	51.715
7	17.913	14.165	20.005	52.083

Tour	Secteur 1	Secteur 2	Secteur 3	Temps
Lap	Sector 1	Sector 2	Sector 3	Time

8	17.834	13.841	19.903	51.578
9	17.947	13.781	19.877	51.605
10	17.820	14.291	20.214	52.325
11	17.831	13.825	19.931	51.587
12	19.000	14.323	20.658	53.981
13	18.079	13.949	20.113	52.141
FINISH				
14	18.134	14.018	19.976	52.128

119 LEHNER Norick

START				
1		15.423	21.210	
2	18.535	14.061	20.332	52.928
3	18.755	13.854	20.179	52.788
4	18.188	13.808	20.056	52.052
5	17.836	13.690	19.891	51.417
6	17.716	13.600	19.916	51.232
7	17.684	13.930	19.945	51.559
8	17.729	13.694	19.896	51.319
9	17.728	13.708	19.885	51.321
10	18.098	13.780	19.936	51.814
11	17.686	13.732	19.904	51.322
12	17.715	13.691	19.976	51.382
FINISH				

120 ANCHER Brian

START				
1		14.756	21.314	
2	18.776	13.999	20.277	53.052
3	17.956	13.802	20.090	51.848
4	17.710	13.639	19.857	51.206
5	17.766	13.606	19.820	51.192
6	17.652	13.653	20.199	51.504
7	17.692	13.608	19.799	51.099
8	17.611	13.548	19.817	50.976
9	17.664	13.584	19.831	51.079
10	17.698	13.692	19.918	51.308
11	17.609	13.785	19.901	51.295
12	17.540	13.768	20.148	51.456
13	17.973	15.666	22.819	56.458

X 30 CHALLENGE EUROPA 2016

X30 Senior

(Sen) Qualifying Practice Group 1

Historique / Records

Tour	Secteur 1	Secteur 2	Secteur 3	Temps
Lap	Sector 1	Sector 2	Sector 3	Time

FINISH				
14	18.839	13.856	20.060	52.755

124 HASKETT Roman

START				
-------	--	--	--	--

1		15.122	20.636	
2	18.255	13.922	19.996	52.173
3	17.901	13.808	19.920	51.629
4	17.699	13.669	19.924	51.292
5	17.735	13.856	19.813	51.404
6	17.710	13.651	19.783	51.144
7	17.606	13.699	19.715	51.020
8	17.810	13.649	19.888	51.347
9	17.655	13.667	19.965	51.287
10	19.814	16.356	20.252	56.422
11	17.723	13.721	19.879	51.323
12	17.886	13.729	19.844	51.459
13	17.678	13.675	19.829	51.182
FINISH				

125 JAYNE Kévin

START				
-------	--	--	--	--

1		15.307	21.239	
2	19.543	14.865	20.130	54.538
3	17.936	13.702	19.729	51.367
4	17.722	13.685	19.718	51.125
5	17.683	13.575	19.645	50.903
6	17.699	13.574	19.832	51.105
7	17.598	13.588	19.746	50.932
8	17.645	13.635	19.683	50.963
9	17.656	13.567	19.853	51.076
10	17.654	13.673	21.626	52.953
11	17.655	13.717	19.753	51.125
12	17.705	13.595	19.920	51.220
FINISH				

129 BEAUMANN David

START				
-------	--	--	--	--

Tour	Secteur 1	Secteur 2	Secteur 3	Temps
Lap	Sector 1	Sector 2	Sector 3	Time

1		16.156	21.694	
2	18.610	13.855	20.099	52.564
3	18.006	13.606	19.836	51.448
4	17.806	13.522	19.798	51.126
5	17.606	13.528	19.667	50.801
6	17.652	13.499	19.801	50.952
7	17.676	13.555	19.703	50.934
8	17.563	13.830	19.722	51.115
9	17.885	13.575	19.691	51.151
10	17.640	13.773	19.868	51.281
11	17.699	13.603	19.718	51.020
12	17.753	13.575	19.977	51.305
13	17.827	13.576	19.837	51.240
FINISH				
14	17.801	13.600	19.864	51.265

131 PAUL Maximilian

START				
-------	--	--	--	--

1		17.181	22.363	
2	18.556	14.108	20.207	52.871
3	17.942	13.596	19.863	51.401
4	17.757	13.652	19.765	51.174
5	17.567	13.528	19.756	50.851
6	17.901	13.468	19.736	51.105
7	17.574	13.449	19.747	50.770
8	17.573	13.805	20.061	51.439
9	17.588	13.509	19.758	50.855
10	17.621	13.550	19.822	50.993
11	17.526	13.599	19.814	50.939
12	17.656	15.484	19.868	53.008
FINISH				

132 HODGSON Oliver

START				
-------	--	--	--	--

1		14.711	20.645	
2	18.047	13.811	19.891	51.749
3	17.989	13.585	19.758	51.332
4	17.628	13.800	19.689	51.117
5	17.564	13.471	19.687	50.722

X 30 CHALLENGE EUROPA 2016

X30 Senior

(Sen) Qualifying Practice Group 1

Historique / Records

Tour	Secteur 1	Secteur 2	Secteur 3	Temps
Lap	Sector 1	Sector 2	Sector 3	Time
6	17.564	13.509	19.612	50.685
7	17.403	13.527	19.568	50.498
8	17.573	13.862	19.684	51.119
9	17.586	13.541	19.638	50.765
10	17.606	13.533	19.710	50.849
11	18.198	15.616	19.683	53.497
12	17.500	13.624	19.865	50.989
FINISH				

139 PISELLI Matteo

START				
1		15.699	21.321	
2	18.676	14.025	20.524	53.225
3	17.975	13.862	20.166	52.003
4	17.706	13.764	20.138	51.608
5	17.664	13.668	20.043	51.375
6	17.578	13.693	20.049	51.320
7	17.535	16.772	22.995	57.302
8	17.850	13.822	20.163	51.835
FINISH				

148 HOFMANN Sophie

START				
1		15.717	21.357	
2	18.798	14.044	20.342	53.184
3	18.218	14.234	20.409	52.861
4	18.191	13.831	20.152	52.174
5	18.146	13.809	20.288	52.243
6	18.043	13.910	20.177	52.130
7	18.034	13.922	20.119	52.075
8	18.190	15.107	20.227	53.524
9	18.184	13.803	20.042	52.029
10	18.070	13.820	20.018	51.908
11	18.061	13.856	20.135	52.052
12	18.085	13.769	20.150	52.004
FINISH				
13	18.205	15.346	21.281	54.832

Tour	Secteur 1	Secteur 2	Secteur 3	Temps
Lap	Sector 1	Sector 2	Sector 3	Time

149 THOMPSON Joshua

START				
1		14.600	20.783	
2	18.220	13.758	20.032	52.010
3	17.766	13.597	19.832	51.195
4	17.640	13.657	19.880	51.177
5	17.678	13.583	19.646	50.907
6	17.511	13.663	19.701	50.875
7	18.027	13.819	19.794	51.640
8	17.633	13.587	19.776	50.996
9	17.535	13.578	19.757	50.870
10	17.748	13.716	19.821	51.285
11	17.599	13.673	19.798	51.070
FINISH				

157 COUT Anthony

START				
1		18.969	22.032	
2	18.618	14.193	20.221	53.032
3	17.949	13.654	19.965	51.568
4	17.740	14.236	20.151	52.127
5	17.616	13.486	19.771	50.873
6	17.627	13.540	19.697	50.864
7	17.622	13.527	19.757	50.906
8	17.619	13.629	19.932	51.180
9	17.678	13.561	19.821	51.060
10	17.632	13.585	19.828	51.045
11	17.599	13.631	19.848	51.078
12	17.695	14.313	19.887	51.895
FINISH				

163 HUBLET Axel

START				
1		14.753	20.884	
2	18.389	13.864	20.190	52.443
3	18.063	13.747	20.001	51.811
4	18.039	13.717	20.043	51.799

X 30 CHALLENGE EUROPA 2016

X30 Senior

(Sen) Qualifying Practice Group 1

Historique / Records

Tour Lap	Secteur 1 Sector 1	Secteur 2 Sector 2	Secteur 3 Sector 3	Temps Time
5	17.976	13.710	19.963	51.649
6	17.921	13.697	20.003	51.621
7	17.831	13.675	19.976	51.482
8	17.951	13.675	19.916	51.542
9	17.873	13.719	19.960	51.552
10	18.134	13.859	20.095	52.088
11	17.884	13.802	19.891	51.577
12	17.933	13.860	20.049	51.842
13	17.898	13.742	20.079	51.719
FINISH				

168 BONNETTO Romain

START				
1		15.952	21.342	
2	18.241	13.826	20.048	52.115
3	17.908	13.695	19.939	51.542
4	17.648	13.569	19.843	51.060
5	17.683	13.545	19.807	51.035
6	17.650	13.507	20.209	51.366
7	17.662	13.568	19.881	51.111
8	17.645	13.562	19.824	51.031
9	17.635	13.589	19.775	50.999
10	17.565	13.712	19.846	51.123
11	17.595	13.597	19.789	50.981
12	17.602	13.605	19.828	51.035
FINISH				
13	17.674	13.630	19.859	51.163

169 BARILE Saverio

START				
1		15.136	20.732	
2	18.520	13.941	20.148	52.609
3	17.984	13.852	19.965	51.801
4	17.864	13.771	19.890	51.525
5	17.871	13.763	19.965	51.599
6	17.728	13.682	19.923	51.333
7	17.729	13.748	19.926	51.403
8	17.831	13.778	20.001	51.610
9	17.760	13.743	20.169	51.672

Tour Lap	Secteur 1 Sector 1	Secteur 2 Sector 2	Secteur 3 Sector 3	Temps Time
10	17.753	13.953	20.055	51.761
11	17.865	13.747	19.940	51.552
12	17.858	13.848	20.062	51.768
FINISH				

170 LEON Carlos

START				
1		15.602	22.375	
2	18.105	13.714	19.910	51.729
3	17.686	13.487	19.887	51.060
4	17.658	13.463	19.685	50.806
5	17.695	13.630	19.638	50.963
6	17.695	13.624	19.644	50.963
7	17.627	13.581	19.589	50.797
8	17.577	13.567	19.688	50.832
9	17.689	13.612	19.701	51.002
10	21.025	16.566	19.960	57.551
11	17.740	13.680	19.678	51.098
12	17.624	13.764	19.820	51.208
13	17.661	13.723	19.787	51.171
FINISH				

172 ROBINSON Saul Ryker

START				
1		14.540	20.674	
2	18.284	13.795	20.056	52.135
3	17.718	13.661	19.919	51.298
4	17.664	13.659	19.854	51.177
5	17.600	13.579	19.761	50.940
6	17.647	13.578	19.700	50.925
7	17.490	13.584	19.887	50.961
8	17.512	13.582	19.765	50.859
9	17.562	13.540	19.795	50.897
10	17.537	13.623	19.776	50.936
11	17.691	13.559	19.770	51.020
12	18.304	14.500	19.800	52.604
FINISH				
13	17.806	13.741	19.849	51.396

X 30 CHALLENGE EUROPA 2016

X30 Senior

(Sen) Qualifying Practice Group 1

Historique / Records

Tour	Secteur 1	Secteur 2	Secteur 3	Temps
Lap	Sector 1	Sector 2	Sector 3	Time

173 MARKIEWICZ Nicolas

START				
1		14.796	21.228	
2	18.531	13.922	20.266	52.719
3	18.233	13.715	19.973	51.921
4	18.160	13.641	20.176	51.977
5	18.010	13.678	20.066	51.754
6	17.788	13.616	19.928	51.332
7	17.720	13.682	19.832	51.234
8	17.752	13.636	19.762	51.150
9	17.648	13.601	19.804	51.053
10	17.849	13.634	19.876	51.359
11	17.830	13.625	20.071	51.526
12	17.797	13.714	19.935	51.446
13	17.760	13.778	20.075	51.613
FINISH				

208 NOTARGIACOMO Johan

START				
1		14.953	20.784	
2	18.542	13.860	20.282	52.684
3	18.016	13.701	20.025	51.742
4	17.917	13.626	20.145	51.688
5	17.872	13.666	20.061	51.599
6	17.933	13.680	20.059	51.672
7	17.834	13.641	20.054	51.529
8	18.117	13.634	19.999	51.750
9	17.828	13.681	20.124	51.633
10	17.867	13.709	20.120	51.696
11	17.882	13.732	20.021	51.635
FINISH				

211 FELBER Alessandro

START				
1		14.911	20.983	
2	18.506	14.307	20.264	53.077
3	17.961	13.809	20.874	52.644

Tour	Secteur 1	Secteur 2	Secteur 3	Temps
Lap	Sector 1	Sector 2	Sector 3	Time

4	17.963	14.041	20.162	52.166
5	17.729	13.570	19.823	51.122
6	17.580	13.694	19.829	51.103
7	18.004	14.200	19.871	52.075
8	17.751	14.075	19.865	51.691
9	17.820	13.621	19.788	51.229
10	17.665	13.806	19.894	51.365
11	17.638	13.599	19.791	51.028
12	17.630	13.659	19.862	51.151
13	17.750	13.590	19.910	51.250
FINISH				
14	17.820	13.786	19.957	51.563


242 TENORIO Kevin

START				
1		15.859	21.458	
2	20.507	15.941	25.694	1:02.142
3	19.205	13.907	20.120	53.232
4	18.589	15.716	19.999	54.304
5	17.764	13.571	19.790	51.125
FINISH				

X30 Senior

(Sen) Qualifying Practice Group 2

Classement de la Séance / Session classification

Cl	N°	Pilote	Nat	Nat	Meilleur S1	Meilleur S2	Meilleur S3	Temps idéal	Temps	Ecart	Tour	Vitesse
Rnk	No.	Driver			Best S1	Best S2	Best S3	Ideal Time	Time	Gap	Lap	Speed
1	150	BAUDOT Geoffrey	FRA		17.453	13.426	19.582	50.461	50.555		8	89,43
2	116	GARCIA Sylvér	FRA		17.556	13.514	19.576	50.646	50.670	+0.115	5	89,23
3	263	DI CORI Alessandro	ITA		17.488	13.523	19.675	50.686	50.750	+0.195	5	89,09
4	102	FRAÏSSE Vincent	FRA		17.518	13.439	19.720	50.677	50.778	+0.223	11	89,04
5	239	SALVATORE Benjamin	FRA		17.480	13.503	19.718	50.701	50.793	+0.238	8	89,02
6	121	THOMASSIN Bryan	FRA		17.575	13.543	19.698	50.816	50.877	+0.322	9	88,87
7	136	CHANY Christopher	FRA		17.649	13.552	19.678	50.879	50.879	+0.324	6	88,86
8	216	BAIGUINI Ivan	ITA		17.611	13.593	19.633	50.837	50.882	+0.327	10	88,86
9	104	SOTIROPOULOS Sotis	GRE		17.612	13.555	19.669	50.836	50.904	+0.349	8	88,82
10	205	MARION Aurélien	FRA		17.606	13.473	19.724	50.803	50.907	+0.352	6	88,82
11	221	NÄSCHER Patrick	LIE		17.596	13.519	19.730	50.845	50.943	+0.388	9	88,75
12	220	PINTO Diogo	POR		17.631	13.542	19.763	50.936	50.957	+0.402	5	88,73
13	223	VECCHIO Federico	ITA		17.648	13.556	19.676	50.880	50.974	+0.419	6	88,70
14	140	CERIBELLA Anthony	FRA		17.646	13.572	19.721	50.939	50.982	+0.427	10	88,69
15	203	MATTU Fabio	ITA		17.632	13.625	19.749	51.006	51.030	+0.475	7	88,60
16	144	LAY Gilian	FRA		17.681	13.460	19.816	50.957	51.034	+0.479	5	88,59
17	237	BARTELS Mike	NED		17.667	13.519	19.746	50.932	51.108	+0.553	6	88,47
18	194	VIAN Jason	FRA		17.588	13.561	19.854	51.003	51.138	+0.583	8	88,41
19	134	HOCHWIND Timo	GER		17.628	13.633	19.802	51.063	51.158	+0.603	7	88,38
20	235	WING HOONG Chia	MYS		17.588	13.594	19.888	51.070	51.246	+0.691	12	88,23
21	218	DUARTE Luis	POR		17.655	13.650	19.860	51.165	51.289	+0.734	10	88,15
22	246	JETZER Ramona	SUI		17.748	13.635	19.900	51.283	51.325	+0.770	7	88,09
23	177	HEIM Philipp	GER		17.830	13.695	19.940	51.465	51.504	+0.949	6	87,79

Sous réserve du contrôle technique ou de fait sportif

Le Chronométrage



Affiché à

Le Président du Collège

X30 Senior

(Sen) Qualifying Practice Group 2

Historique / Records

Tour	Secteur 1	Secteur 2	Secteur 3	Temps
Lap	Sector 1	Sector 2	Sector 3	Time

102 FRAÏSSE Vincent

START				
1		14.841	21.095	
2	18.265	13.781	20.058	52.104
3	17.970	13.633	19.801	51.404
4	17.767	13.493	19.732	50.992
5	17.679	13.465	19.773	50.917
6	17.624	13.477	19.720	50.821
7	18.952	13.491	19.895	52.338
8	17.518	13.448	21.441	52.407
9	17.620	14.106	26.007	57.733
10	17.593	13.520	19.760	50.873
11	17.527	13.439	19.812	50.778
FINISH				

104 SOTIROPOULOS Sotis

START				
1		14.859	20.881	
2	18.495	15.166	20.582	54.243
3	17.944	13.701	19.938	51.583
4	17.814	13.611	19.922	51.347
5	17.756	13.555	19.669	50.980
6	17.704	13.588	19.709	51.001
7	17.612	13.570	20.124	51.306
8	17.618	13.581	19.705	50.904
9	17.762	13.601	19.762	51.125
10	17.744	14.411	21.029	53.184
11	17.710	13.653	19.813	51.176
FINISH				
12	17.710	13.644	19.749	51.103

116 GARCIA Sylvér

START				
1		14.876	20.809	
2	18.186	13.813	19.826	51.825
3	17.795	13.607	19.626	51.028
4	17.630	13.553	19.608	50.791
5	17.556	13.534	19.580	50.670
6	17.580	13.514	19.576	50.670

Tour	Secteur 1	Secteur 2	Secteur 3	Temps
Lap	Sector 1	Sector 2	Sector 3	Time

7	17.603	13.521	19.621	50.745
FINISH				

121 THOMASSIN Bryan

START				
1		16.060	21.503	
2	18.366	13.855	20.124	52.345
3	18.012	13.719	19.877	51.608
4	17.787	13.630	19.825	51.242
5	17.705	13.616	19.769	51.090
6	17.634	13.543	19.719	50.896
7	17.655	13.584	19.783	51.022
8	17.587	13.651	19.757	50.995
9	17.583	13.596	19.698	50.877
10	17.575	13.604	19.808	50.987
11	17.593	13.625	19.709	50.927
FINISH				
12	17.606	13.560	19.814	50.980

134 HOCHWIND Timo

START				
1		15.000	20.914	
2	18.457	13.862	20.092	52.411
3	17.875	13.711	19.927	51.513
4	17.752	13.649	19.845	51.246
5	17.688	13.643	19.949	51.280
6	17.658	13.633	19.907	51.198
7	17.650	13.706	19.802	51.158
8	17.685	13.641	19.863	51.189
9	17.717	13.701	19.908	51.326
10	17.730	13.725	19.923	51.378
11	17.628	13.697	19.942	51.267
FINISH				
12	17.777	13.710	19.979	51.466

136 CHANY Christopher

START				
1		15.877	21.085	

X 30 CHALLENGE EUROPA 2016

X30 Senior

(Sen) Qualifying Practice Group 2

Historique / Records

Tour Lap	Secteur 1 Sector 1	Secteur 2 Sector 2	Secteur 3 Sector 3	Temps Time
2	18.178	14.076	20.005	52.259
3	18.537	13.698	19.868	52.103
4	17.895	13.599	19.680	51.174
5	17.654	13.583	19.727	50.964
6	17.649	13.552	19.678	50.879
7	17.814	13.605	19.715	51.134
8	17.653	13.636	21.259	52.548
9	17.934	14.144	19.881	51.959
10	17.756	16.217	19.930	53.903
11	17.734	13.607	19.742	51.083
FINISH				
12	17.680	13.621	19.774	51.075

140 CERIBELLA Anthony

START				
1		15.580	20.849	
2	18.470	14.107	20.214	52.791
3	17.973	13.703	19.911	51.587
4	17.784	13.658	19.850	51.292
5	17.760	13.672	19.781	51.213
6	17.826	13.572	19.811	51.209
7	17.747	13.657	19.879	51.283
8	17.670	13.649	19.796	51.115
9	17.646	13.634	19.925	51.205
10	17.646	13.615	19.721	50.982
11	17.681	13.632	19.815	51.128
FINISH				
12	17.738	13.723	19.883	51.344

144 LAY Gilian

START				
1		14.339	20.971	
2	18.339	13.793	20.092	52.224
3	17.935	13.771	19.898	51.604
4	17.798	13.572	19.841	51.211
5	17.682	13.536	19.816	51.034
6	17.699	13.460	19.903	51.062
7	17.776	13.539	19.845	51.160
8	17.681	13.572	20.216	51.469

Tour Lap	Secteur 1 Sector 1	Secteur 2 Sector 2	Secteur 3 Sector 3	Temps Time
9	17.860	13.730	19.889	51.479
10	20.261	14.578	21.618	56.457
11	17.864	13.669	20.239	51.772
FINISH				

150 BAUDOT Geoffrey

START				
1		14.876	20.750	
2	18.317	13.837	19.943	52.097
3	17.733	13.645	19.887	51.265
4	17.659	13.520	19.670	50.849
5	17.657	13.499	19.699	50.855
6	17.537	13.428	19.687	50.652
7	17.505	13.447	19.628	50.580
8	17.547	13.426	19.582	50.555
9	17.453	13.545	23.255	54.253
10	17.483	13.474	19.625	50.582
11	17.484	13.475	19.954	50.913
FINISH				

177 HEIM Philipp

START				
1		14.983	21.051	
2	18.682	14.110	20.270	53.062
3	18.635	13.879	20.058	52.572
4	17.912	13.801	19.967	51.680
5	17.830	13.732	19.969	51.531
6	17.869	13.695	19.940	51.504
7	17.873	13.755	20.086	51.714
8	17.885	13.717	20.259	51.861
9	18.120	13.860	20.079	52.059
10	17.917	14.102	20.036	52.055
11	17.989	13.745	20.042	51.776
FINISH				
12	18.020	13.803	20.057	51.880

194 VIAN Jason

START				
-------	--	--	--	--

X 30 CHALLENGE EUROPA 2016

X30 Senior

(Sen) Qualifying Practice Group 2

Historique / Records

Tour Lap	Secteur 1 Sector 1	Secteur 2 Sector 2	Secteur 3 Sector 3	Temps Time
1		15.039	20.976	
2	18.454	14.044	20.136	52.634
3	17.944	13.958	20.106	52.008
4	17.963	13.639	19.864	51.466
5	17.701	13.645	19.868	51.214
6	17.671	13.722	20.164	51.557
7	17.869	13.655	19.917	51.441
8	17.637	13.639	19.862	51.138
9	17.588	13.621	20.075	51.284
10	17.679	13.561	20.035	51.275
11	17.920	13.621	19.915	51.456
	FINISH			
12	17.618	13.721	19.854	51.193

203 MATTU Fabio

START				
1		15.905	21.658	
2	18.590	14.101	20.189	52.880
3	17.984	13.745	19.837	51.566
4	17.863	13.703	19.818	51.384
5	17.763	13.664	19.854	51.281
6	17.741	13.625	19.777	51.143
7	17.632	13.649	19.749	51.030
8	17.703	14.938	23.777	56.418
9	18.548	14.174	19.842	52.564
10	17.643	15.634	23.470	56.747
11	17.865	13.769	19.792	51.426
	FINISH			
12	17.697	13.695	19.793	51.185

205 MARION Aurélien

START				
1		14.559	20.752	
2	18.352	13.751	20.031	52.134
3	17.997	13.635	19.811	51.443
4	17.785	13.580	19.800	51.165
5	17.701	13.473	19.761	50.935
6	17.683	13.495	19.729	50.907
7	17.719	15.141	19.981	52.841

Tour Lap	Secteur 1 Sector 1	Secteur 2 Sector 2	Secteur 3 Sector 3	Temps Time
8	17.677	13.523	19.787	50.987
9	17.606	13.506	21.641	52.753
10	17.808	13.723	19.923	51.454
11	17.652	13.563	19.790	51.005
	FINISH			
12	17.674	13.566	19.724	50.964

216 BAIGUINI Ivan

START				
1		14.907	20.865	
2	18.374	13.929	20.022	52.325
3	17.876	13.757	19.732	51.365
4	17.826	13.618	19.684	51.128
5	17.733	13.593	19.704	51.030
6	17.709	13.663	19.677	51.049
7	17.687	13.640	19.681	51.008
8	17.638	13.611	19.692	50.941
9	17.611	13.656	19.711	50.978
10	17.628	13.621	19.633	50.882
11	17.684	13.660	19.716	51.060
	FINISH			
12	17.670	13.624	19.734	51.028

218 DUARTE Luis

START				
1		15.242	21.125	
2	18.463	13.955	20.094	52.512
3	18.017	13.824	19.974	51.815
4	17.976	13.793	19.919	51.688
5	17.827	13.798	19.860	51.485
6	17.823	13.650	19.905	51.378
7	17.768	13.707	19.910	51.385
8	18.240	13.876	19.934	52.050
9	17.725	13.819	19.890	51.434
10	17.655	13.715	19.919	51.289
11	17.696	13.725	19.920	51.341
	FINISH			
12	17.682	13.757	19.954	51.393

X 30 CHALLENGE EUROPA 2016

X30 Senior

(Sen) Qualifying Practice Group 2

Historique / Records

Tour	Secteur 1	Secteur 2	Secteur 3	Temps
Lap	Sector 1	Sector 2	Sector 3	Time

220 PINTO Diogo

START				
1		16.691	21.099	
2	18.219	13.759	20.027	52.005
3	17.864	13.616	19.877	51.357
4	17.660	13.594	19.779	51.033
5	17.640	13.542	19.775	50.957
6	17.664	13.629	19.763	51.056
7	17.631	13.585	19.823	51.039
8	17.651	13.627	19.818	51.096
9	17.718	13.763	19.900	51.381
10	17.711	13.760	20.104	51.575
11	17.978	14.590	20.128	52.696
FINISH				

221 NÄSCHER Patrick

START				
1		15.230	21.328	
2	18.457	13.857	20.122	52.436
3	17.988	13.650	19.870	51.508
4	17.831	13.579	19.854	51.264
5	17.718	13.585	19.773	51.076
6	17.675	13.519	19.768	50.962
7	17.682	13.588	19.733	51.003
8	17.650	13.534	19.871	51.055
9	17.658	13.555	19.730	50.943
10	17.798	13.640	19.864	51.302
11	17.596	13.611	19.808	51.015
FINISH				

223 VECCHIO Federico

START				
1		15.811	21.250	
2	18.568	14.037	20.185	52.790
3	18.083	13.659	19.867	51.609
4	17.850	13.659	19.882	51.391
5	17.731	13.568	19.774	51.073

Tour	Secteur 1	Secteur 2	Secteur 3	Temps
Lap	Sector 1	Sector 2	Sector 3	Time

6	17.742	13.556	19.676	50.974
7	17.775	13.622	19.859	51.256
8	17.695	13.600	19.701	50.996
9	17.757	13.617	19.847	51.221
10	17.670	13.625	19.784	51.079
11	17.648	13.559	19.836	51.043
FINISH				
12	17.778	13.610	19.859	51.247

235 WING HOONG Chia

START				
1		14.817	21.064	
2	18.313	13.898	20.114	52.325
3	17.918	13.717	19.914	51.549
4	17.796	13.719	19.888	51.403
5	18.007	13.649	19.914	51.570
6	17.973	13.594	19.966	51.533
7	17.588	13.809	19.991	51.388
8	17.629	13.627	19.994	51.250
9	17.588	13.849	20.391	51.828
10	17.780	13.872	20.060	51.712
11	17.747	13.710	20.010	51.467
FINISH				
12	17.650	13.667	19.929	51.246

237 BARTELS Mike

START				
1		15.619	20.997	
2	18.353	13.905	20.515	52.773
3	17.927	13.764	19.846	51.537
4	17.804	13.643	19.869	51.316
5	18.170	13.724	19.878	51.772
6	17.766	13.596	19.746	51.108
7	17.676	13.665	19.833	51.174
8	17.697	13.519	20.090	51.306
9	17.790	13.617	19.956	51.363
10	17.667	13.667	19.881	51.215
11	17.766	13.703	20.070	51.539
FINISH				

X 30 CHALLENGE EUROPA 2016

X30 Senior

(Sen) Qualifying Practice Group 2

Historique / Records

Tour	Secteur 1	Secteur 2	Secteur 3	Temps
Lap	Sector 1	Sector 2	Sector 3	Time
12	17.813	13.712	20.009	51.534

239 SALVATORE Benjamin

START				
1		15.049	21.032	
2	18.271	13.934	20.185	52.390
3	18.159	13.700	19.913	51.772
4	17.724	13.647	19.836	51.207
5	17.637	13.573	19.752	50.962
6	17.609	13.552	19.753	50.914
7	17.581	13.523	19.736	50.840
8	17.542	13.533	19.718	50.793
9	17.480	13.503	19.845	50.828
10	17.521	13.524	19.839	50.884
11	17.711	13.745	20.471	51.927
FINISH				
12	17.627	13.562	19.798	50.987



246 JETZER Ramona

START				
1		15.909	21.630	
2	18.914	13.962	20.430	53.306
3	18.202	13.729	20.357	52.288
4	18.023	13.750	19.987	51.760
5	17.812	13.655	19.934	51.401
6	17.822	13.635	19.945	51.402
7	17.748	13.677	19.900	51.325
8	17.927	13.656	20.044	51.627
9	17.808	13.676	19.951	51.435
10	17.789	13.773	19.991	51.553
11	17.768	13.715	20.039	51.522
FINISH				
12	17.813	13.723	20.102	51.638

263 DI CORI Alessandro

START				
1		14.416	20.386	

Tour	Secteur 1	Secteur 2	Secteur 3	Temps
Lap	Sector 1	Sector 2	Sector 3	Time
2	18.135	13.768	19.973	51.876
3	17.757	13.618	19.746	51.121
4	17.636	13.536	19.748	50.920
5	17.549	13.523	19.678	50.750
6	17.557	13.542	19.675	50.774
7	17.515	13.576	19.739	50.830
8	17.536	13.534	19.762	50.832
9	17.502	13.559	19.720	50.781
10	17.488	13.594	19.739	50.821
11	17.496	13.574	19.792	50.862
12	17.509	13.575	19.788	50.872
FINISH				

Cl	N°	Pilote	Nat	Nat	Meilleur S1	Meilleur S2	Meilleur S3	Temps idéal	Temps	Ecart	Tour	Vitesse
Rnk	No.	Driver			Best S1	Best S2	Best S3	Ideal Time	Time	Gap	Lap	Speed
1	142	RUSSO Vittorio Maria	ITA		17.496	13.470	19.569	50.535	50.610		6	89,34
2	217	GRINWIS Rowan	NED		17.590	13.556	19.668	50.814	50.882	+0.272	10	88,86
3	128	ELLIS Hugo	GBR		17.502	13.575	19.765	50.842	50.918	+0.308	9	88,80
4	273	VAN DER LAAN Mauricio	SPA		17.587	13.604	19.686	50.877	50.925	+0.315	6	88,78
5	106	VON DANWITZ Hendrick	GER		17.570	13.545	19.722	50.837	50.935	+0.325	9	88,77
6	137	RIQUET Clément	FRA		17.607	13.518	19.744	50.869	50.948	+0.338	12	88,74
7	151	FONTECHA MARTINEZ Laia	SPA		17.567	13.549	19.798	50.914	50.973	+0.363	7	88,70
8	165	POTAIN Jérémy	FRA		17.671	13.529	19.709	50.909	50.992	+0.382	7	88,67
9	176	ARNAUD Hugo	FRA		17.672	13.532	19.747	50.951	50.997	+0.387	5	88,66
10	117	HAUSSERMANN Justin	GER		17.633	13.541	19.756	50.930	51.002	+0.392	7	88,65
11	215	LOUSSIER Paul	FRA		17.579	13.549	19.728	50.856	51.016	+0.406	6	88,63
12	111	WILSON Euan	GBR		17.616	13.631	19.773	51.020	51.063	+0.453	7	88,54
13	158	MARSEROU Vincent	FRA		17.751	13.539	19.775	51.065	51.089	+0.479	7	88,50
14	147	MC MAHON Sean	IRL		17.610	13.620	19.789	51.019	51.099	+0.489	11	88,48
15	127	VAILATI Lorenzo	ITA		17.626	13.602	19.831	51.059	51.118	+0.508	6	88,45
16	103	GRADELLINI Manuel	ITA		17.679	13.649	19.763	51.091	51.144	+0.534	12	88,40
17	107	STEFFEN Simon	GER		17.649	13.591	19.864	51.104	51.174	+0.564	12	88,35
18	171	MARTINEZ CLAVELL Daniel	SPA		17.716	13.630	19.820	51.166	51.206	+0.596	7	88,30
19	146	ESCARTIN Orso	FRA		17.720	13.602	19.797	51.119	51.256	+0.646	8	88,21
20	174	GIBIER Sébastien	FRA		17.664	13.676	19.958	51.298	51.347	+0.737	6	88,05
21	266	CAPPELLO Christopher	FRA		17.753	13.719	19.866	51.338	51.380	+0.770	5	88,00
22	272	RASCLE Hugo	FRA		17.787	13.708	19.804	51.299	51.396	+0.786	7	87,97
23	141	GALANOPOULOS Efstratios	GRE		18.677	14.011	21.298	53.986	54.816	+4.206	2	82,48

Sous réserve du contrôle technique ou de fait sportif

Le Chronométrage



Affiché à

Le Président du Collège

Tour	Secteur 1	Secteur 2	Secteur 3	Temps
Lap	Sector 1	Sector 2	Sector 3	Time

103 GRADELLINI Manuel

START				
1		15.577	21.747	
2	18.551	13.930	20.214	52.695
3	18.050	13.795	20.011	51.856
4	17.860	13.720	21.369	52.949
5	17.921	13.679	19.894	51.494
6	17.865	13.739	19.891	51.495
7	17.756	13.649	19.798	51.203
8	17.786	13.695	19.839	51.320
9	17.682	13.718	19.775	51.175
10	17.749	13.729	19.827	51.305
11	17.761	13.690	19.837	51.288
FINISH				
12	17.679	13.702	19.763	51.144

106 VON DANWITZ Hendrick

START				
1		14.789	20.842	
2	18.483	13.833	20.082	52.398
3	17.921	13.782	20.097	51.800
4	17.751	13.545	19.789	51.085
5	17.801	13.596	19.722	51.119
6	17.671	13.571	19.760	51.002
7	17.603	13.637	20.648	51.888
8	17.704	13.694	19.837	51.235
9	17.570	13.592	19.773	50.935
10	17.766	13.618	19.859	51.243
11	18.034	13.664	19.812	51.510
FINISH				
12	17.638	13.702	19.913	51.253

107 STEFFEN Simon

START				
1		15.727	22.534	
2	19.419	14.048	20.553	54.020
3	18.503	13.838	20.131	52.472
4	17.901	13.610	20.040	51.551
5	17.818	13.641	19.906	51.365

Tour	Secteur 1	Secteur 2	Secteur 3	Temps
Lap	Sector 1	Sector 2	Sector 3	Time

6	17.788	13.658	19.926	51.372
7	17.749	13.591	20.023	51.363
8	17.803	13.701	19.933	51.437
9	17.705	13.623	19.900	51.228
10	17.720	13.671	19.926	51.317
11	17.649	13.682	19.914	51.245
FINISH				
12	17.676	13.634	19.864	51.174

111 WILSON Euan

START				
1		15.213	21.467	
2	18.311	13.926	20.412	52.649
3	18.416	13.740	19.974	52.130
4	18.063	13.777	20.186	52.026
5	18.182	13.677	19.783	51.642
6	17.630	13.686	19.773	51.089
7	17.616	13.643	19.804	51.063
8	17.670	13.685	19.903	51.258
9	17.978	15.577	19.958	53.513
10	17.706	13.637	19.926	51.269
11	17.801	15.265	19.806	52.872
FINISH				
12	17.661	13.631	20.087	51.379

117 HAUSSERMANN Justin

START				
1		14.894	21.014	
2	18.758	14.084	21.396	54.238
3	18.134	13.733	19.981	51.848
4	17.790	13.613	19.806	51.209
5	17.924	13.647	19.847	51.418
6	17.684	13.619	19.774	51.077
7	17.705	13.541	19.756	51.002
8	17.847	13.709	19.871	51.427
9	18.004	13.607	19.792	51.403
10	17.633	13.620	20.099	51.352
11	17.651	13.658	19.830	51.139
FINISH				
12	17.704	13.720	20.041	51.465

X 30 CHALLENGE EUROPA 2016

X30 Senior

(Sen) Qualifying Practice Group 3

Historique / Records

Tour	Secteur 1	Secteur 2	Secteur 3	Temps
Lap	Sector 1	Sector 2	Sector 3	Time

127 VAILATI Lorenzo

START				
1		15.206	21.025	
2	18.738	16.934	20.287	55.959
3	17.923	13.731	19.989	51.643
4	17.900	13.692	19.966	51.558
5	17.783	13.662	19.867	51.312
6	17.656	13.627	19.835	51.118
7	17.746	13.602	19.855	51.203
8	17.672	13.658	19.867	51.197
9	17.685	13.724	19.903	51.312
10	17.796	13.632	19.954	51.382
11	17.626	13.650	19.919	51.195
FINISH				
12	17.701	13.654	19.831	51.186

128 ELLIS Hugo

START				
1		16.443	22.825	
2	18.901	14.830	20.215	53.946
3	17.935	13.628	20.045	51.608
4	19.504	14.231	19.973	53.708
5	17.643	13.644	19.885	51.172
6	17.646	13.598	19.853	51.097
7	17.589	13.594	19.765	50.948
8	17.601	13.575	19.800	50.976
9	17.535	13.609	19.774	50.918
10	17.566	13.654	19.769	50.989
11	17.502	13.632	19.787	50.921
FINISH				
12	17.524	13.639	19.792	50.955

137 RIQUET Clément

START				
1		14.848	20.876	
2	18.432	13.921	20.331	52.684
3	17.953	13.767	19.986	51.706

Tour	Secteur 1	Secteur 2	Secteur 3	Temps
Lap	Sector 1	Sector 2	Sector 3	Time

4	17.783	13.655	19.895	51.333
5	17.747	13.640	19.904	51.291
6	17.674	14.077	19.762	51.513
7	17.665	13.532	19.786	50.983
8	17.686	13.694	22.668	54.048
9	17.756	13.631	19.809	51.196
10	17.607	13.588	19.822	51.017
11	17.916	14.218	19.744	51.878
FINISH				
12	17.657	13.518	19.773	50.948

141 GALANOPOULOS Efstratios

START				
1		15.202	21.298	
2	18.677	14.011	22.128	54.816
FINISH				

142 RUSSO Vittorio Maria

START				
1		14.815	20.631	
2	18.280	13.710	19.927	51.917
3	17.786	13.649	19.824	51.259
4	17.640	13.553	19.595	50.788
5	17.565	13.665	19.624	50.854
6	17.550	13.470	19.590	50.610
7	17.496	13.523	19.599	50.618
8	17.545	13.514	19.569	50.628
9	17.575	13.497	19.578	50.650
10	17.570	13.548	21.899	53.017
11	19.767	14.567	19.788	54.122
FINISH				
12	17.609	13.566	19.660	50.835

146 ESCARTIN Orso

START				
1		15.157	21.122	
2	18.670	13.961	20.350	52.981

X 30 CHALLENGE EUROPA 2016

X30 Senior

(Sen) Qualifying Practice Group 3

Historique / Records

Tour	Secteur 1	Secteur 2	Secteur 3	Temps
Lap	Sector 1	Sector 2	Sector 3	Time
3	18.194	14.140	20.130	52.464
4	18.484	14.184	20.063	52.731
5	18.009	13.710	19.876	51.595
6	18.061	14.041	19.906	52.008
7	17.940	13.602	19.883	51.425
8	17.758	13.701	19.797	51.256
9	17.720	13.829	19.892	51.441
10	17.774	13.697	20.243	51.714
11	18.059	13.759	19.927	51.745
FINISH				
12	17.887	14.034	20.240	52.161

147 MC MAHON Sean

START				
1		14.818	20.914	
2	19.254	13.963	20.283	53.500
3	18.052	13.745	19.931	51.728
4	17.872	13.620	19.821	51.313
5	17.761	13.625	19.879	51.265
6	17.610	13.651	19.861	51.122
7	17.668	13.626	19.882	51.176
8	17.664	13.668	20.082	51.414
9	17.777	13.723	19.827	51.327
10	17.654	13.685	20.018	51.357
11	17.677	13.633	19.789	51.099
FINISH				
12	17.732	13.717	19.960	51.409

151 FONTECHA MARTINEZ Laia

START				
1		15.364	23.105	
2	18.832	13.933	20.326	53.091
3	18.276	13.607	19.860	51.743
4	18.039	13.797	19.868	51.704
5	17.983	13.667	19.919	51.569
6	17.636	13.549	19.848	51.033
7	17.567	13.608	19.798	50.973
8	17.651	13.779	19.943	51.373
FINISH				

Tour	Secteur 1	Secteur 2	Secteur 3	Temps
Lap	Sector 1	Sector 2	Sector 3	Time

158 MARSEROU Vincent

START				
1		15.265	20.999	
2	18.675	13.859	20.219	52.753
3	17.935	13.722	19.849	51.506
4	18.006	13.669	19.930	51.605
5	17.932	13.655	20.882	52.469
6	17.836	13.678	19.801	51.315
7	17.771	13.539	19.779	51.089
8	17.768	13.580	19.775	51.123
9	17.799	14.461	19.989	52.249
10	17.789	13.658	20.595	52.042
11	17.878	13.768	20.517	52.163
FINISH				
12	17.751	13.669	19.799	51.219

165 POTAIN Jérémy

START				
1		14.808	21.000	
2	18.522	14.198	22.462	55.182
3	18.122	13.696	19.894	51.712
4	17.832	13.529	19.964	51.325
5	17.817	13.682	21.874	53.373
6	17.811	13.615	19.823	51.249
7	17.713	13.570	19.709	50.992
8	17.773	13.607	19.752	51.132
9	17.692	13.660	19.724	51.076
10	17.765	13.623	19.815	51.203
11	17.671	14.109	19.922	51.702
FINISH				
12	17.677	13.617	19.843	51.137

171 MARTINEZ CLAVELL Daniel

START				
1		15.370	21.369	
2	18.508	13.913	20.393	52.814
3	18.184	13.806	19.924	51.914

X 30 CHALLENGE EUROPA 2016

X30 Senior

(Sen) Qualifying Practice Group 3

Historique / Records

Tour	Secteur 1	Secteur 2	Secteur 3	Temps
Lap	Sector 1	Sector 2	Sector 3	Time
4	19.447	14.067	20.093	53.607
5	17.774	13.732	19.937	51.443
6	17.840	13.743	19.887	51.470
7	17.717	13.630	19.859	51.206
8	17.735	13.681	19.820	51.236
9	17.716	13.773	19.855	51.344
10	17.886	13.701	19.898	51.485
11	19.174	14.045	19.854	53.073
FINISH				
12	17.779	13.670	19.920	51.369

174 GIBIER Sébastien

START				
1		14.958	21.491	
2	18.428	13.960	20.275	52.663
3	17.954	13.798	20.162	51.914
4	17.914	13.725	20.055	51.694
5	17.814	13.729	19.962	51.505
6	17.713	13.676	19.958	51.347
7	17.680	13.741	19.963	51.384
8	17.819	13.750	20.095	51.664
9	17.696	13.783	20.022	51.501
10	17.664	13.717	20.036	51.417
11	17.669	13.787	20.005	51.461
FINISH				
12	17.758	13.739	19.984	51.481

176 ARNAUD Hugo

START				
1		14.667	20.724	
2	18.486	13.847	20.087	52.420
3	18.035	13.786	19.903	51.724
4	17.786	13.601	19.860	51.247
5	17.700	13.550	19.747	50.997
6	17.672	13.532	19.908	51.112
7	17.781	14.007	20.201	51.989
8	17.839	13.630	19.825	51.294
9	17.703	13.591	19.796	51.090
10	17.683	13.620	20.018	51.321

Tour	Secteur 1	Secteur 2	Secteur 3	Temps
Lap	Sector 1	Sector 2	Sector 3	Time
11	18.382	14.073	19.889	52.344
FINISH				
12	17.708	13.631	20.176	51.515

215 LOUSSIER Paul

START				
1		14.702	20.772	
2	18.337	13.751	20.413	52.501
3	18.000	13.640	19.843	51.483
4	17.795	13.682	20.143	51.620
5	17.771	13.549	19.728	51.048
6	17.591	13.616	19.809	51.016
7	17.717	13.581	19.870	51.168
8	18.092	13.609	19.933	51.634
9	17.719	13.598	20.069	51.386
10	17.579	13.588	19.929	51.096
11	17.743	13.611	19.844	51.198
FINISH				
12	17.761	15.045	21.954	54.760

217 GRINWIS Rowan

START				
1		15.658	22.910	
2	19.293	14.549	20.691	54.533
3	18.225	13.825	20.087	52.137
4	17.959	13.890	19.904	51.753
5	17.824	13.639	19.830	51.293
6	17.737	15.680	20.211	53.628
7	17.710	13.556	19.840	51.106
8	17.627	13.586	19.753	50.966
9	17.633	13.621	19.668	50.922
10	17.590	13.623	19.669	50.882
11	17.684	13.640	19.767	51.091
FINISH				
12	17.664	13.645	19.743	51.052

266 CAPPELLO Christopher

START				
-------	--	--	--	--

X 30 CHALLENGE EUROPA 2016

X30 Senior

(Sen) Qualifying Practice Group 3

Historique / Records

Tour	Secteur 1	Secteur 2	Secteur 3	Temps
Lap	Sector 1	Sector 2	Sector 3	Time
1		14.854	20.721	
2	18.377	13.952	20.254	52.583
3	17.911	13.845	20.049	51.805
4	17.823	13.764	19.951	51.538
5	17.787	13.727	19.866	51.380
6	17.753	13.719	19.967	51.439
7	1:09.761	20.055	22.601	1:52.417
FINISH				

Tour	Secteur 1	Secteur 2	Secteur 3	Temps
Lap	Sector 1	Sector 2	Sector 3	Time
12	17.713	13.760	19.840	51.313

272 RASCLE Hugo

START				
1		14.865	20.915	
2	18.508	13.958	20.211	52.677
3	18.049	14.227	20.056	52.332
4	18.214	13.719	19.969	51.902
5	17.840	14.050	19.963	51.853
6	17.887	13.727	19.804	51.418
7	17.874	13.708	19.814	51.396
8	17.803	13.777	19.871	51.451
9	17.815	13.743	19.838	51.396
10	17.787	13.714	20.051	51.552
11	17.879	13.766	19.888	51.533
FINISH				
12	17.865	13.971	19.984	51.820

273 VAN DER LAAN Mauricio

START				
1		15.078	21.414	
2	19.346	13.812	19.883	53.041
3	17.818	13.604	19.766	51.188
4	17.810	13.931	19.781	51.522
5	17.631	13.639	19.727	50.997
6	17.607	13.632	19.686	50.925
7	17.587	13.629	19.717	50.933
8	17.823	15.385	19.744	52.952
9	17.684	13.630	19.694	51.008
10	19.854	13.917	19.779	53.550
11	18.063	13.678	19.901	51.642
FINISH				

Classement après les essais chronométrés

Cl	N°	Pilote	Nat	Chassis	Temps	Ecart	2e Temps
Rnk	No.	Driver		Chassis	Time	Gap	2nd time
1	132	HODGSON Oliver		Birel	50.498		50.685
2	150	BAUDOT Geoffrey		Kosmic	50.555	+0.057	50.580
3	142	RUSSO Vittorio Maria			50.610	+0.112	50.618
4	116	GARCIA Sylvér		TB Kart	50.670	+0.172	50.670
5	263	DI CORI Alessandro		Tony-Kart	50.750	+0.252	50.774
6	114	BARBARIN Guillaume		Exprit	50.762	+0.264	50.802
7	131	PAUL Maximilian			50.770	+0.272	50.851
8	102	FRAÏSSE Vincent		Sodi Kart	50.778	+0.280	50.821
9	239	SALVATORE Benjamin		Tony-Kart	50.793	+0.295	50.828
10	170	LEON Carlos		FA	50.797	+0.299	50.806
11	129	BEAUMANN David		Kosmic	50.801	+0.303	50.934
12	172	ROBINSON Saul Ryker		MS Kart	50.859	+0.361	50.897
13	157	COUT Anthony		Tony-Kart	50.864	+0.366	50.873
14	149	THOMPSON Joshua			50.870	+0.372	50.875
15	121	THOMASSIN Bryan		Tecno	50.877	+0.379	50.896
16	136	CHANY Christopher		Tony-Kart	50.879	+0.381	50.964
17	217	GRINWIS Rowan		Gillard	50.882	+0.384	50.922
18	216	BAIGUINI Ivan		Energy	50.882	+0.384	50.941
19	125	JAYNE Kévin		Tony-Kart	50.903	+0.405	50.932
20	104	SOTIROPOULOS Sotis		Evokart	50.904	+0.406	50.980
21	205	MARION Aurélien		Energy	50.907	+0.409	50.935
22	128	ELLIS Hugo		Tony-Kart	50.918	+0.420	50.921
23	273	VAN DER LAAN Mauricio		FA Kart	50.925	+0.427	50.933
24	106	VON DANWITZ Hendrick		Kosmic	50.935	+0.437	51.002
25	221	NÄSCHER Patrick		Tony-Kart	50.943	+0.445	50.962
26	137	RIQUET Clément		Kosmic	50.948	+0.450	50.983
27	220	PINTO Diogo		FA Kart	50.957	+0.459	51.033
28	151	FONTECHA MARTINEZ Laia		FA	50.973	+0.475	51.033
29	223	VECCHIO Federico		PCR	50.974	+0.476	50.996
30	120	ANCHER Brian		Kosmic	50.976	+0.478	51.079
31	168	BONNETTO Romain		Tony-Kart	50.981	+0.483	50.999
32	140	CERIBELLA Anthony		Exprit	50.982	+0.484	51.115
33	165	POTAIN Jérémy		Sodi	50.992	+0.494	51.076
34	176	ARNAUD Hugo		Sodi	50.997	+0.499	51.090
35	117	HAUSSERMANN Justin		Kosmic	51.002	+0.504	51.077
36	215	LOUSSIER Paul		Tony-Kart	51.016	+0.518	51.048
37	124	HASKETT Roman		Tony-Kart	51.020	+0.522	51.144
38	211	FELBER Alessandro		Tony-Kart	51.028	+0.530	51.103
39	203	MATTU Fabio		Alpha	51.030	+0.532	51.143
40	144	LAY Gilian		FA Kart	51.034	+0.536	51.062
41	173	MARKIEWICZ Nicolas		Kosmic	51.053	+0.555	51.150
42	111	WILSON Euan		FA Kart	51.063	+0.565	51.089
43	158	MARSEROU Vincent		Evokart	51.089	+0.591	51.123
44	147	MC MAHON Sean		Tony-Kart	51.099	+0.601	51.122
45	237	BARTELS Mike		Gillard	51.108	+0.610	51.174

X 30 CHALLENGE EUROPA 2016

X30 Senior

Classement après les essais chronométrés

Cl Rnk	N° No.	Pilote Driver	Nat	Chassis Chassis	Temps Time	Ecart Gap	2e Temps 2nd time
46	127	VAILATI Lorenzo		Kosmic	51.118	+0.620	51.186
47	242	TENORIO Kevin		FA	51.125	+0.627	53.232
48	194	VIAN Jason		Kosmic	51.138	+0.640	51.193
49	103	GRADELLINI Manuel		Evokart	51.144	+0.646	51.175
50	134	HOCHWIND Timo		CRG	51.158	+0.660	51.189
51	107	STEFFEN Simon		Top-Kart	51.174	+0.676	51.228
52	171	MARTINEZ CLAVELL Daniel		FA	51.206	+0.708	51.236
53	119	LEHNER Norick		Mad Croc	51.232	+0.734	51.319
54	235	WING HOONG Chia		Wright	51.246	+0.748	51.250
55	146	ESCARTIN Orso		Tony-Kart	51.256	+0.758	51.425
56	218	DUARTE Luis		Tony-Kart	51.289	+0.791	51.341
57	139	PISELLI Matteo			51.320	+0.822	51.375
58	246	JETZER Ramona		Kosmic	51.325	+0.827	51.401
59	169	BARILE Saverio		Tony-Kart	51.333	+0.835	51.403
60	174	GIBIER Sébastien		Tony-Kart	51.347	+0.849	51.384
61	266	CAPPELLO Christopher		Tony-Kart	51.380	+0.882	51.439
62	272	RASCLE Hugo		Exprit	51.396	+0.898	51.396
63	163	HUBLET Axel		Birel Art	51.482	+0.984	51.542
64	177	HEIM Philipp		Tony-Kart	51.504	+1.006	51.531
65	208	NOTARGIACOMO Johan		Tony-Kart	51.529	+1.031	51.599
66	112	DUC-GONINAZ Louis-Alexandre		Tony-Kart	51.575	+1.077	51.804
67	118	OVASKA Tuisku		Mad-Croc	51.578	+1.080	51.587
68	148	HOFMANN Sophie		DR	51.908	+1.410	52.004
69	141	GALANOPOULOS Efstratios		Tecno	54.816	+4.318	

Ecart entre les séries : 0.222% / Gap between series : 0.222%

Le Chronométrage

Heure d'affichage

Le Président du Collège

Liste des groupes / List of groups

N°	Pilote	Nat
No.	Driver	

Série / Group A

132	HODGSON Oliver	
263	DI CORI Alessandro	
239	SALVATORE Benjamin	
157	COUT Anthony	
217	GRINWIS Rowan	
205	MARION Aurélien	
221	NÄSCHER Patrick	
223	VECCHIO Federico	
165	POTAIN Jérémy	
124	HASKETT Roman	
173	MARKIEWICZ Nicolas	
237	BARTELS Mike	
103	GRADELLINI Manuel	
119	LEHNER Norick	
139	PISELLI Matteo	
266	CAPPELLO Christopher	
208	NOTARGIACOMO Johan	
141	GALANOPOULOS Efstratios	

18 Concurrents / Competitors

Série / Group B

150	BAUDOT Geoffrey	
114	BARBARIN Guillaume	
170	LEON Carlos	
149	THOMPSON Joshua	
216	BAIGUINI Ivan	
128	ELLIS Hugo	
137	RIQUET Clément	
120	ANCHER Brian	
176	ARNAUD Hugo	
211	FELBER Alessandro	
111	WILSON Euan	
127	VAILATI Lorenzo	
134	HOCHWIND Timo	
235	WING HOONG Chia	
246	JETZER Ramona	
272	RASCLE Hugo	
112	DUC-GONINAZ Louis-Alexandre	

N°	Pilote	Nat
No.	Driver	

17 Concurrents / Competitors

Série / Group C

142	RUSSO Vittorio Maria	
131	PAUL Maximilian	
129	BEAUMANN David	
121	THOMASSIN Bryan	
125	JAYNE Kevin	
273	VAN DER LAAN Mauricio	
220	PINTO Diogo	
168	BONNETTO Romain	
117	HAUSSERMANN Justin	
203	MATTU Fabio	
158	MARSEROU Vincent	
242	TENORIO Kevin	
107	STEFFEN Simon	
146	ESCARTIN Orso	
169	BARILE Saverio	
163	HUBLET Axel	
118	OVASKA Tuisku	

17 Concurrents / Competitors

Série / Group D

116	GARCIA Sylver	
102	FRAÏSSE Vincent	
172	ROBINSON Saul Ryker	
136	CHANY Christopher	
104	SOTIROPOULOS Sotis	
106	VON DANWITZ Hendrick	
151	FONTECHA MARTINEZ Laia	
140	CERIBELLA Anthony	
215	LOUSSIÉ Paul	
144	LAY Gilian	
147	MC MAHON Sean	
194	VIAN Jason	
171	MARTINEZ CLAVELL Daniel	
218	DUARTE Luis	
174	GIBIER Sébastien	
177	HEIM Philipp	
148	HOFMANN Sophie	

17 Concurrents / Competitors

X30 Senior

(Sen) Race 2 - B

Classement / Classification

Cl ^t	N ^o	Concurrent	Pilote	Nat	Nat	Tours	Ecart	M.Tour	Vitesse	Pénalité	Points
Rnk	No.	Entrant	Driver			Laps	Gap	B.Lap	Speed	Penalty	
1	144	R Reproduction	LAY Gilian	FRA		12		51.511	87,77		88
2	124	Litchfield Motorsport	HASKETT Roman	GBR		12	+0.988	51.416	87,94		83
3	104	Evokart Srl	SOTIROPOULOS Fotis	GRE		12	+1.410	51.479	87,83	+3.000	79
4	203	Mattu Bastiano	MATTU Fabio	ITA		12	+1.411	51.518	87,76		76
5	151	AC Motorsport	FONTECHA MARTINEZ Laia	SPA		12	+2.329	51.639	87,56		74
6	266	Cappello Motorsport	CAPPELLO Christopher	FRA		12	+2.486	51.401	87,96		73
7	176	Ludo Racing	ARNAUD Hugo	FRA		12	+3.388	51.590	87,64		72
8	173	240 Racing	MARKIEWICZ Nicolas	FRA		12	+3.863	51.690	87,47		71
9	146	Braun Racing	ESCARTIN Orso	FRA		12	+3.965	51.633	87,57		70
10	147	Mc Mahon	MC MAHON Sean	IRL		12	+4.290	51.521	87,76		69
11	117	Team Zinner	HAUSSERMANN Justin	GER		12	+8.359	51.672	87,50		68
12	218	Duarte Paulo	DUARTE Luis	POR		12	+10.594	52.038	86,89		67
13	119	IM-Racing	LEHNER Norick	SUI		12	+10.728	51.834	87,23		66
14	158	Marserou	MARSEROU Vincent	FRA		12	+10.837	51.689	87,47		65
15	118	Mad-Croc Karting	OVASKA Tuisku	FIN		12	+11.001	51.902	87,11		64
16	211	Im-Racing	FELBER Alessandro	SUI		12	+12.191	51.987	86,97		63
17	235	SWRD	WING HOONG Chia	MYS		12	+12.375	51.705	87,44		62
18	208	RK Compétition	NOTARGIACOMO Johan	FRA		12	+12.621	51.709	87,44		61
19	246	Jetzer Ramona	JETZER Ramona	SUI		12	+17.799	51.691	87,47		60
20	165	Ludo Racing	POTAIN Jérémy	FRA		12	+20.038	52.127	86,74		59
21	141	Athens Kart Shop	GALANOPOULOS Efstratios	GRE		12	+21.569	52.144	86,71		58
22	148	NKS for racing	HOFMANN Sophie	GER		12	+22.071	52.004	86,94		57
23	272	Motor's	RASCLE Hugo	FRA		12	+22.308	52.516	86,09		56
24	171	Martinez Fedi Pablo	MARTINEZ CLAVELL Daniel	SPA		12	+24.211	51.760	87,35		55
25	103	Evokart Srl	GRADELLINI Manuel	ITA		12	+25.016	51.817	87,26		54
26	112	Motor's	DUC-GONINAZ Louis-Alexandre	FRA		12	+27.390	52.117	86,75	+10.000	53
27	134	RL-Competition	HOCHWIND Timo	GER		12	+29.616	51.540	87,72	+10.000	52
28	127	Vailati Lorenzo	VAILATI Lorenzo	ITA		12	+30.219	51.425	87,92	+10.000	51
29	177	AK-Racing	HEIM Philipp	GER		8	+4 Laps	52.465	86,18		50
30	237	PDB Racing Team	BARTELS Mike	NED		2	+10 Laps	56.675	79,78		49

Meilleur tour / Best lap: 266 CAPPELLO Christopher - 51.401

Exclus de la manifestation / Excluded from the event

139	Piselli Matteo	PISELLI Matteo	ITA	
-----	----------------	----------------	-----	--

N° 112 Pénalité 10 secondes / Time penalty of 10s : Carénage avant mal installé / Incorrectly installed front fairing

N° 104 Pénalité 3 secondes / Time penalty of 3s Rapport n° 36

Sortie partielle du couloir avant le départ / Partial exit of the corridor before the departure selon art. 2.20a

N° 127 Pénalité 10 secondes / Time penalty of 10s : ART. 2.24 Rapport n° 37

N° 139 Exclusion du meeting / Exclusion from the meeting : Exclusion du meeting / Exclusion from the meeting Rapport n° 45

Incident de course : Collision avec le pilote n°171

N° 134 Pénalité 10 secondes / Time penalty of 10s : ART. 2.24 Rapport n° 38

Incident de course : Collision avec le pilote n°128

X 30 CHALLENGE EUROPA 2016

X30 Senior

(Sen) Race 2 - B

Classement / Classification

Sous réserve du contrôle technique ou de fait sportif

Le Chronométrage

A handwritten signature in black ink, consisting of a stylized 'A' shape with a horizontal line extending to the right.

Affiché à

Le Président du Collège

Tour	Secteur 1	Secteur 2	Secteur 3	Temps
Lap	Sector 1	Sector 2	Sector 3	Time

103 GRADELLINI Manuel

		20.436	31.534	
	START			
	20.880	23.217	36.745	
	START			
1	22.125	14.662	21.780	58.567
2	18.334	13.975	20.328	52.637
3	18.807	14.099	20.937	53.843
4	18.090	13.785	20.028	51.903
	FINISH			

111 WILSON Euan

		20.639	31.869	
	START			
	20.850	23.920	37.396	
	START			
1	21.441	14.846	20.669	56.956
2	18.177	13.826	20.104	52.107
3	17.854	13.697	20.358	51.909
4	18.073	13.798	20.007	51.878
5	17.761	13.716	19.888	51.365
6	17.743	13.838	20.240	51.821
7	17.709	13.676	19.816	51.201
8	17.770	13.615	19.936	51.321
9	17.700	13.601	19.860	51.161
10	17.623	13.657	19.855	51.135
11	17.801	13.652	19.880	51.333
	FINISH			
12	17.925	13.842	20.098	51.865

112 DUC-GONINAZ Louis-Alexandre

		20.076	30.088	
	START			
	22.122	23.710	34.544	
	START			
1	22.374	14.612	21.240	58.226
2	18.470	14.486	20.872	53.828
3	18.601	14.115	21.037	53.753
4	18.495	14.279	20.694	53.468
5	18.164	14.007	20.310	52.481
6	18.183	13.889	20.195	52.267
7	18.142	13.979	20.370	52.491

Tour	Secteur 1	Secteur 2	Secteur 3	Temps
Lap	Sector 1	Sector 2	Sector 3	Time

8	18.300	13.955	20.311	52.566
9	17.981	13.898	20.453	52.332
10	18.189	13.985	20.206	52.380
11	18.639	13.990	20.238	52.867
	FINISH			
12	18.377	14.653	21.780	54.810

114 BARBARIN Guillaume

		20.258	33.279	
	START			
	21.402	22.938	40.230	
	START			
1	19.782	14.163	20.311	54.256
2	18.113	13.954	20.389	52.456
3	17.908	13.701	19.944	51.553
4	17.758	13.615	19.845	51.218
5	17.860	13.625	19.856	51.341
6	17.748	13.531	19.879	51.158
7	17.774	13.572	19.844	51.190
8	17.776	13.546	19.830	51.152
9	17.671	13.462	19.823	50.956
10	17.705	13.512	19.824	51.041
11	17.660	13.530	19.843	51.033
	FINISH			
12	17.692	13.708	20.218	51.618

119 LEHNER Norick

		20.729	31.389	
	START			
	21.287	22.925	36.380	
	START			
1	21.790	14.668	21.161	57.619
2	18.228	13.850	20.662	52.740
3	18.354	13.868	20.224	52.446
4	17.900	13.752	20.010	51.662
5	17.822	13.762	19.890	51.474
6	17.887	14.091	20.046	52.024
7	17.731	13.867	20.107	51.705
8	17.853	13.829	19.909	51.591
9	17.814	13.740	19.908	51.462
10	17.847	13.823	19.932	51.602
11	17.783	13.742	19.928	51.453
	FINISH			

X 30 CHALLENGE EUROPA 2016

X30 Senior

(Sen) Qualifying Heat A-B

Historique / Records

Tour	Secteur 1	Secteur 2	Secteur 3	Temps
Lap	Sector 1	Sector 2	Sector 3	Time
12	17.857	13.691	20.063	51.611

120 ANCHER Brian

		20.010	33.059	
		START		
	20.943	23.551	38.586	
		START		
1	20.695	15.740	21.646	58.081
2	18.226	13.876	20.807	52.909
3	18.668	14.149	20.472	53.289
4	17.922	13.847	20.368	52.137
5	18.204	13.875	20.102	52.181
6	17.906	13.925	20.313	52.144
7	17.944	13.762	20.089	51.795
8	17.814	13.709	20.345	51.868
9	17.708	13.980	20.521	52.209
10	17.751	13.697	19.861	51.309
11	17.766	13.696	19.914	51.376
		FINISH		
12	17.788	13.747	19.978	51.513

124 HASKETT Roman

		20.551	32.376	
		START		
	20.527	23.708	37.540	
		START		
1	20.297	14.618	20.810	55.725
2	18.224	13.832	20.108	52.164
3	17.929	13.926	20.608	52.463
4	18.011	13.731	20.013	51.755
5	17.898	13.684	19.988	51.570
6	17.780	13.744	19.897	51.421
7	17.757	13.720	19.848	51.325
8	17.868	13.807	20.087	51.762
9	17.922	13.731	20.249	51.902
10	17.822	13.723	19.906	51.451
11	17.785	13.636	19.905	51.326
		FINISH		
12	17.797	13.892	20.322	52.011

Tour	Secteur 1	Secteur 2	Secteur 3	Temps
Lap	Sector 1	Sector 2	Sector 3	Time

127 VAILATI Lorenzo

		21.107	32.593	
		START		
	20.478	23.292	36.782	
		START		
1	20.779	20.859	21.041	1:02.679
2	18.506	13.980	20.252	52.738
3	17.944	13.815	20.113	51.872
4	18.191	13.778	20.952	52.921
5	17.993	13.748	22.413	54.154
6	17.995	13.757	20.017	51.769
7	17.837	13.708	20.001	51.546
8	17.916	13.663	19.904	51.483
9	17.789	13.685	19.907	51.381
10	17.842	13.667	19.967	51.476
11	17.808	13.692	19.990	51.490
		FINISH		
12	17.776	13.668	19.921	51.365

128 ELLIS Hugo

		20.162	33.234	
		START		
	21.089	23.245	39.088	
		START		
1	20.037	14.634	20.220	54.891
2	18.012	13.913	20.196	52.121
3	18.143	13.848	20.044	52.035
4	17.790	13.837	19.964	51.591
5	17.669	13.669	19.986	51.324
6	17.763	13.861	19.924	51.548
7	17.702	13.680	19.953	51.335
8	17.584	13.669	19.953	51.206
9	17.610	13.650	19.848	51.108
10	17.629	13.668	19.868	51.165
11	17.640	13.685	19.898	51.223
		FINISH		
12	17.636	13.702	19.935	51.273

X 30 CHALLENGE EUROPA 2016

X30 Senior

(Sen) Qualifying Heat A-B

Historique / Records

Tour	Secteur 1	Secteur 2	Secteur 3	Temps
Lap	Sector 1	Sector 2	Sector 3	Time

132 HODGSON Oliver

		21.869	33.005	
	START			
	21.476	23.113	40.427	
	START			
1	18.849	14.032	20.199	53.080
2	18.619	14.187	20.472	53.278
3	17.886	13.738	20.060	51.684
4	17.833	13.717	19.882	51.432
5	17.726	13.624	19.868	51.218
6	17.663	13.623	19.809	51.095
7	17.682	13.659	19.819	51.160
8	17.679	13.580	19.737	50.996
9	17.579	13.622	19.789	50.990
10	17.645	13.642	19.753	51.040
11	17.644	13.638	19.831	51.113
	FINISH			
12	17.709	14.015	20.181	51.905

Tour	Secteur 1	Secteur 2	Secteur 3	Temps
Lap	Sector 1	Sector 2	Sector 3	Time

137 RIQUET Clément

		20.174	33.149	
	START			
	21.196	23.485	38.655	
	START			
1	20.147	14.563	20.673	55.383
2	18.063	13.823	20.092	51.978
3	18.159	13.835	20.088	52.082
4	17.968	13.726	19.964	51.658
5	17.822	13.655	19.938	51.415
6	17.737	13.656	19.975	51.368
7	17.809	13.558	19.969	51.336
8	17.715	13.614	19.824	51.153
9	17.668	13.609	19.833	51.110
10	17.669	13.615	19.848	51.132
11	17.631	13.636	19.910	51.177
	FINISH			
12	17.756	13.632	19.831	51.219

134 HOCHWIND Timo

		20.873	32.412	
	START			
	21.414	23.721	35.632	
	START			
1	23.159	15.128	21.371	59.658
2	18.433	14.021	20.633	53.087
3	18.145	13.959	21.248	53.352
4	18.390	13.871	20.451	52.712
5	18.488	13.825	20.419	52.732
6	18.030	13.816	20.100	51.946
7	17.891	13.744	20.071	51.706
8	17.858	13.739	20.072	51.669
9	17.798	13.775	20.144	51.717
10	17.907	13.794	20.094	51.795
11	17.904	13.839	20.164	51.907
	FINISH			
12	17.811	13.864	20.277	51.952

139 PISELLI Matteo

		20.544	31.232	
	START			
	21.592	22.838	36.286	
	START			
1	22.171	14.390	20.993	57.554
2	18.212	13.896	20.699	52.807
3	18.428			53.712
4	18.144	13.774	20.121	52.039
5	18.627	14.025	20.315	52.967
6	17.916	13.741	19.857	51.514
7	17.860	13.708	19.818	51.386
8	17.842	13.695	19.986	51.523
9	17.866	14.089	20.406	52.361
10	17.838	13.707	20.025	51.570
11	18.005	14.093	20.153	52.251
	FINISH			
12	17.871	14.152	21.759	53.782

X 30 CHALLENGE EUROPA 2016

X30 Senior

(Sen) Qualifying Heat A-B

Historique / Records

Tour	Secteur 1	Secteur 2	Secteur 3	Temps
Lap	Sector 1	Sector 2	Sector 3	Time

141 GALANOPOULOS Efstratios

		20.553	31.220	
	START			
	22.075	24.068	34.053	
	START			
1	21.948	14.745	21.134	57.827
2	18.432	14.289	20.326	53.047
3	18.216	14.321	20.647	53.184
4	18.110	13.824	20.362	52.296
5	17.930	14.042	20.579	52.551
6	17.837	13.775	20.013	51.625
7	17.747	13.721	20.002	51.470
8	17.784	13.679	19.962	51.425
9	17.688	13.834	20.296	51.818
10	17.832	13.759	19.994	51.585
11	17.921	13.883	20.107	51.911
	FINISH			
12	17.905	13.871	22.467	54.243

Tour	Secteur 1	Secteur 2	Secteur 3	Temps
Lap	Sector 1	Sector 2	Sector 3	Time

150 BAUDOT Geoffrey

		21.402	33.458	
	START			
	21.394	22.948	40.458	
	START			
1	19.021	13.836	20.225	53.082
2	18.116	13.825	20.218	52.159
3	17.798	13.845	19.988	51.631
4	17.856	13.611	19.958	51.425
5	17.617	13.603	19.859	51.079
6	17.677	13.609	19.817	51.103
7	17.701	13.640	19.904	51.245
8	17.621	13.632	19.895	51.148
9	17.595	13.572	19.849	51.016
10	17.617	13.620	19.868	51.105
11	17.622	13.638	19.815	51.075
	FINISH			
12	17.563	13.659	19.866	51.088

149 THOMPSON Joshua

		20.305	33.245	
	START			
	21.347	23.094	39.737	
	START			
1	20.660	14.669	20.831	56.160
2	18.181	13.871	20.200	52.252
3	17.934	13.856	20.853	52.643
4	18.554	13.785	20.010	52.349
5	17.874	13.691	19.927	51.492
6	17.867	14.049	20.021	51.937
7	18.013	13.718	19.979	51.710
8	17.858	13.796	19.991	51.645
9	17.966	13.762	20.242	51.970
10	17.804	13.728	19.924	51.456
11	17.846	13.749	19.849	51.444
	FINISH			
12	17.851	13.761	20.174	51.786

157 COUT Anthony

		20.004	32.680	
	START			
	21.309	23.219	39.506	
	START			
1	19.946	14.079	20.333	54.358
2	18.133	13.917	20.707	52.757
3	18.421	13.926	20.537	52.884
4	18.372	13.722	20.054	52.148
5	18.316	13.699	20.336	52.351
6	17.858	14.038	20.326	52.222
7	17.887	13.638	19.970	51.495
8	17.789	13.715	20.277	51.781
9	17.889	13.687	19.977	51.553
10	17.755	13.593	19.991	51.339
11	17.802	13.644	19.892	51.338
	FINISH			
12	17.750	13.853	20.225	51.828

X 30 CHALLENGE EUROPA 2016

X30 Senior

(Sen) Qualifying Heat A-B

Historique / Records

Tour	Secteur 1	Secteur 2	Secteur 3	Temps
Lap	Sector 1	Sector 2	Sector 3	Time

165 POTAIN Jérémy

		20.147	32.958	
	START			
	20.378	23.505	38.131	
	START			
1	21.340	14.690	20.549	56.579
2	18.197	13.911	20.214	52.322
3	17.973	13.750	20.708	52.431
4	18.309	14.141	20.133	52.583
5	17.978	13.761	20.814	52.553
6	17.959	14.006	20.011	51.976
7	17.868	14.102	20.311	52.281
8	17.941	13.740	20.084	51.765
9	17.892	13.979	19.890	51.761
10	17.896	13.704	19.841	51.441
11	17.808	13.600	19.894	51.302
	FINISH			
12	17.769	13.673	19.880	51.322

Tour	Secteur 1	Secteur 2	Secteur 3	Temps
Lap	Sector 1	Sector 2	Sector 3	Time

173 MARKIEWICZ Nicolas

		20.149	32.475	
	START			
	20.278	23.848	37.429	
	START			
1	21.165	14.758	20.518	56.441
2	18.372	13.866	20.612	52.850
3	18.054	13.834	20.306	52.194
4	18.135	13.935	20.340	52.410
5	17.909	13.823	20.360	52.092
6	17.927	14.025	20.588	52.540
7	17.869	13.804	20.261	51.934
8	18.020	13.771	20.104	51.895
9	18.002	16.303	20.709	55.014
10	18.083	13.830	20.120	52.033
11	17.959	13.705	19.988	51.652
	FINISH			
12	17.755	13.873	20.887	52.515

170 LEON Carlos

		20.692	32.801	
	START			
	21.704	23.011	39.893	
	START			
1	19.661	13.962	20.306	53.929
2	18.107	13.865	21.253	53.225
3	18.087	13.814	20.080	51.981
4	18.048	14.099	20.203	52.350
5	18.215	13.718	19.958	51.891
6	17.880	13.746	19.837	51.463
7	17.872	13.721	19.885	51.478
8	17.831	13.682	19.921	51.434
9	17.904	13.724	20.054	51.682
10	18.119	13.807	19.925	51.851
11	17.893	13.692	20.147	51.732
	FINISH			
12	18.152	14.035	21.277	53.464

176 ARNAUD Hugo

		19.991	32.817	
	START			
	21.009	23.802	38.147	
	START			
1	20.999	14.716	20.562	56.277
2	18.254	13.897	20.136	52.287
3	18.017	13.741	20.547	52.305
4	18.192	13.794	20.644	52.630
5	17.967	13.800	20.664	52.431
6	18.059	13.812	20.208	52.079
7	17.990	14.045	20.380	52.415
8	17.926	13.708	20.396	52.030
9	17.976	15.737	20.396	54.109
10	17.900	13.672	20.091	51.663
11	18.083	13.846	20.144	52.073
	FINISH			
12	17.918	13.934	21.069	52.921

X 30 CHALLENGE EUROPA 2016

X30 Senior

(Sen) Qualifying Heat A-B

Historique / Records

Tour	Secteur 1	Secteur 2	Secteur 3	Temps
Lap	Sector 1	Sector 2	Sector 3	Time

205 MARION Aurélien

		20.083	32.743	
	START			
	20.877	23.337	39.023	
	START			
1	20.125	14.578	21.208	55.911
2	18.138	13.892	20.173	52.203
3	18.063	14.104	21.138	53.305
4	18.775	14.151	20.053	52.979
5	17.990	13.781	20.141	51.912
6	17.841	13.770	19.906	51.517
7	17.891	13.711	19.936	51.538
8	17.816	13.650	19.837	51.303
9	17.783	13.598	19.861	51.242
10	17.748	13.595	19.839	51.182
11	17.797	13.614	19.873	51.284
	FINISH			
12	17.775	13.735	20.613	52.123

208 NOTARGIACOMO Johan

		20.558	31.258	
	START			
	22.208	23.880	33.915	
	START			
1	20.533	14.800	20.973	56.306
2	18.261	13.933	21.055	53.249
3	18.367	14.951	20.553	53.871
4	18.123	13.915	20.491	52.529
5	18.157	13.859	33.521	1:05.537
6	18.890	14.195	21.888	54.973
	FINISH			

211 FELBER Alessandro

		20.414	32.299	
	START			
	20.685	24.148	37.585	
	START			

Tour	Secteur 1	Secteur 2	Secteur 3	Temps
Lap	Sector 1	Sector 2	Sector 3	Time

1	23.360	14.554	23.061	1:00.975
2	18.382	14.111	20.422	52.915
3	18.114	14.102	20.675	52.891
4	18.397	13.962	20.553	52.912
5	18.320	13.830	22.865	55.015
6	18.121	13.966	20.391	52.478
7	18.152	14.070	20.212	52.434
8	18.033	13.895	20.452	52.380
9	18.064	14.291	20.262	52.617
10	18.065	13.905	20.334	52.304
11	18.091	14.054	20.273	52.418
	FINISH			
12	18.006	13.873	20.369	52.248

216 BAIGUINI Ivan

		20.356	33.678	
	START			
	20.920	23.098	39.469	
	START			
1	19.828	14.138	20.291	54.257
2	18.098	13.798	20.888	52.784
3	18.621	14.333	20.390	53.344
4	17.983	13.763	20.082	51.828
5	17.993	13.700	20.022	51.715
6	17.810	13.713	19.848	51.371
7	17.802	13.741	19.909	51.452
8	17.773	13.681	19.859	51.313
9	17.773	13.666	19.950	51.389
10	17.950	13.811	19.976	51.737
11	17.760	13.729	20.089	51.578
	FINISH			
12	17.962	13.738	19.806	51.506

217 GRINWIS Rowan

		20.237	32.771	
	START			
	21.257	23.315	39.154	
	START			
1	20.151	14.453	20.367	54.971

X 30 CHALLENGE EUROPA 2016

X30 Senior

(Sen) Qualifying Heat A-B

Historique / Records

Tour Lap	Secteur 1 Sector 1	Secteur 2 Sector 2	Secteur 3 Sector 3	Temps Time
2	18.189	14.148	20.229	52.566
3	18.534	13.889	20.410	52.833
4	17.959	13.816	19.933	51.708
5	17.960	13.691	19.995	51.646
6	17.800	13.749	19.907	51.456
7	17.873	13.750	19.863	51.486
8	17.749	13.704	19.821	51.274
9	17.910	13.683	19.877	51.470
10	17.892	13.770	19.898	51.560
11	17.815	13.721	19.888	51.424
	FINISH			
12	17.749	13.860	19.971	51.580

Tour Lap	Secteur 1 Sector 1	Secteur 2 Sector 2	Secteur 3 Sector 3	Temps Time
3	18.942	14.406	21.015	54.363
4	18.676	13.854	21.052	53.582
5	18.377	13.716	20.296	52.389
6	18.267	13.820	20.002	52.089
7	17.889	13.685	20.065	51.639
8	17.800	13.635	19.912	51.347
9	17.790	13.648	20.111	51.549
10	17.952	13.734	20.116	51.802
11	17.827	13.799	20.094	51.720
	FINISH			
12	17.822	13.790	20.616	52.228

221 NÄSCHER Patrick

	20.003	33.075		
	START			
	20.794	23.258	38.872	
	START			
1	20.638	14.634	21.272	56.544
2	18.206	13.871	20.139	52.216
3	17.921	13.733	20.680	52.334
4	18.020	13.781	20.028	51.829
5	17.851	13.637	20.025	51.513
6	17.849	13.735	20.031	51.615
7	17.764	13.645	19.928	51.337
8	17.808	13.580	19.905	51.293
9	17.841	13.635	19.898	51.374
10	17.789	13.664	20.259	51.712
11	17.816	13.648	19.954	51.418
	FINISH			
12	17.825	14.560	20.539	52.924

235 WING HOONG Chia

	21.003	32.095		
	START			
	21.598	23.681	35.502	
	START			
1	21.291	14.936	21.077	57.304
2	18.262	13.806	21.132	53.200
3	18.361	14.106	20.308	52.775
4	18.117	13.815	20.226	52.158
5	18.061	13.870	20.162	52.093
6	18.175	13.887	20.166	52.228
7	17.840	13.779	20.109	51.728
8	17.763	13.698	19.959	51.420
9	17.714	14.332	21.570	53.616
10	17.940	13.755	20.024	51.719
11	17.832	13.850	20.151	51.833
	FINISH			
12	17.905	13.896	20.736	52.537

223 VECCHIO Federico

	19.909	32.978		
	START			
	20.416	23.417	38.470	
	START			
1	20.531	16.533	22.085	59.149
2	18.261	13.822	20.439	52.522

237 BARTELS Mike

	20.485	32.198		
	START			
	20.320	23.826	37.205	
	START			
	FINISH			

X 30 CHALLENGE EUROPA 2016

X30 Senior

(Sen) Qualifying Heat A-B

Historique / Records

Tour	Secteur 1	Secteur 2	Secteur 3	Temps
Lap	Sector 1	Sector 2	Sector 3	Time

239 SALVATORE Benjamin

		20.185	33.395	
	START			
	21.220	23.008	39.960	
	START			
1	19.587	13.954	20.346	53.887
2	18.134	14.124	20.809	53.067
3	18.087	13.771	20.139	51.997
4	17.904	13.781	20.083	51.768
5	17.892	13.737	20.083	51.712
6	17.806	14.108	20.165	52.079
7	17.728	13.686	20.278	51.692
8	17.744	13.727	19.989	51.460
9	17.655	13.681	19.836	51.172
10	17.704	13.718	19.878	51.300
11	17.707	13.683	19.900	51.290
	FINISH			
12	17.711	13.652	20.033	51.396

Tour	Secteur 1	Secteur 2	Secteur 3	Temps
Lap	Sector 1	Sector 2	Sector 3	Time

263 DI CORI Alessandro

		20.380	33.248	
	START			
	21.209	23.077	40.281	
	START			
1	19.514	13.928	20.143	53.585
2	18.140	14.137	20.190	52.467
3	17.905	13.773	19.946	51.624
4	17.746	13.689	19.912	51.347
5	17.728	13.667	19.895	51.290
6	17.709	13.643	19.839	51.191
7	17.629	13.689	19.793	51.111
8	17.697	13.666	20.123	51.486
9	17.650	13.597	19.863	51.110
10	17.586	13.563	19.733	50.882
11	17.625	13.642	19.766	51.033
	FINISH			
12	17.765	13.906	20.447	52.118

246 JETZER Ramona

		20.123	31.929	
	START			
	21.601	23.588	35.578	
	START			
1	22.015	14.439	21.864	58.318
2	18.431	13.923	20.475	52.829
3	18.682	14.314	21.369	54.365
4	18.220	13.810	20.599	52.629
5	18.097	13.782	20.126	52.005
6	17.879	13.675	19.950	51.504
7	17.887	13.722	19.955	51.564
8	17.835	13.727	19.997	51.559
9	17.823	13.697	20.563	52.083
10	18.254	13.814	20.004	52.072
11	17.957	13.721	20.036	51.714
	FINISH			
12	17.864	13.804	21.027	52.695

266 CAPPELLO Christopher

		20.508	30.954	
	START			
	21.980	23.804	34.880	
	START			
1	22.602	15.092	21.195	58.889
2	18.258	14.016	20.594	52.868
3	18.017	14.331	20.661	53.009
4	18.082	13.719	20.071	51.872
5	17.902	13.796	20.237	51.935
6	17.855	13.668	19.922	51.445
7	17.824	13.663	19.834	51.321
8	17.745	13.639	20.000	51.384
9	17.690	14.079	20.299	52.068
10	17.820	13.719	19.879	51.418
11	17.748	13.697	19.852	51.297
	FINISH			
12	17.785	13.695	19.980	51.460

X 30 CHALLENGE EUROPA 2016

X30 Senior

(Sen) Qualifying Heat A-B

Historique / Records

Tour	Secteur 1	Secteur 2	Secteur 3	Temps
Lap	Sector 1	Sector 2	Sector 3	Time

272 RASCLE Hugo

		19.880	30.506	
	START			
	21.921	23.421	34.833	
	START			
1	21.279	14.607	28.816	1:04.702
2	18.458	14.426	20.526	53.410
3	18.230	13.974	20.293	52.497
4	18.166	13.885	20.227	52.278
5	18.037	13.856	20.221	52.114
6	17.882	13.835	20.063	51.780
7	17.942	14.024	20.167	52.133
8	18.065	13.790	20.051	51.906
9	17.879	13.786	19.977	51.642
10	17.884	13.763	20.114	51.761
11	18.325	13.988	20.171	52.484
	FINISH			
12	18.011	13.818	20.092	51.921

Grille / Grid	132	150	263	114	239	170	157	149	217	216	205	128	221	137	223	120	165	176	124	211	173	111	237	127	103	134	119	235	139	246	266	272	208	112	141
---------------	-----	-----	-----	-----	-----	-----	-----	-----	-----	-----	-----	-----	-----	-----	-----	-----	-----	-----	-----	-----	-----	-----	-----	-----	-----	-----	-----	-----	-----	-----	-----	-----	-----	-----	-----

	1	2	3	4	5	6	7	8	9	10	11	12	13	14	15	16	17	18	19	20	21	22	23	24	25	26	27	28	29	30	31	32	33	34	35
Départ / Start	132	263	150	114	239	157	170	217	149	205	216	128	221	137	223	120	165	176	124	211	127	111	173	237	103	134	119	235	272	246	139	112	266	208	141
Tour / Lap 1	132	150	263	239	170	114	157	216	217	128	137	205	149	124	221	176	165	173	111	208	120	235	119	139	223	103	246	112	141	266	134	211	127	272	
Tour / Lap 2	150	263	132	114	239	157	170	216	128	217	137	205	149	124	221	176	165	111	173	120	208	119	235	139	223	103	246	141	266	112	134	211	127	272	
Tour / Lap 3	150	263	132	114	239	170	128	157	137	217	216	149	124	221	205	176	111	165	173	119	235	120	208	139	103	223	141	266	246	134	211	112	127	272	
Tour / Lap 4	150	263	132	114	239	128	170	137	157	217	216	124	221	149	111	176	205	165	173	119	235	120	139	208	103	266	141	246	223	134	211	127	112	272	
Tour / Lap 5	150	263	132	114	239	128	137	170	217	216	157	124	221	149	111	205	176	173	165	119	235	120	266	139	141	246	223	134	112	127	211	272	208		
Tour / Lap 6	150	263	132	114	128	239	137	170	217	216	124	221	157	149	111	205	176	165	119	173	235	120	266	139	141	246	223	134	112	127	211	272	208		
Tour / Lap 7	150	263	132	114	128	137	239	170	217	216	124	221	157	111	149	205	119	176	165	173	235	120	266	139	141	246	223	134	112	127	211	272			
Tour / Lap 8	150	132	263	114	128	137	239	170	217	216	221	124	111	157	149	205	119	165	176	173	235	266	120	139	141	246	223	134	127	112	272	211			
Tour / Lap 9	150	132	263	114	128	137	239	170	217	216	221	111	124	157	205	149	119	165	266	120	176	139	141	235	173	246	223	134	127	112	272	211			
Tour / Lap 10	150	132	263	114	128	137	239	217	170	216	111	221	124	157	205	149	119	165	266	120	176	139	141	235	173	246	223	134	127	112	272	211			
Tour / Lap 11	150	132	263	114	128	137	239	217	170	216	111	221	124	157	205	149	119	165	266	120	176	141	139	235	173	246	223	134	127	272	112	211			
Tour / Lap 12	150	132	114	263	128	137	239	217	216	111	124	157	170	221	205	149	119	165	266	120	176	235	173	223	246	139	141	134	127	272	211	112			

Cl	N°	Concurrent	Pilote	Nat	Nat	Tours	Ecart	M.Tour	Vitesse	Pénalité	Points
Rnk	No.	Entrant	Driver			Laps	Gap	B.Lap	Speed	Penalty	
1	116	D. Racing	GARCIA Sylvér	FRA		12		51.041	88,58		0
2	102	Sodi Kart	FRAÏSSE Vincent	FRA		12	+0.279	51.026	88,61		2
3	142	Russo Vittorio Maria	RUSSO Vittorio Maria	ITA		12	+0.391	50.944	88,75		3
4	131	Team NKS	PAUL Maximilian	GER		12	+2.630	51.288	88,16		4
5	220	Pinto Eduardo	PINTO Diogo	POR		12	+2.810	51.153	88,39		5
6	172	Fusion Motorsport	ROBINSON Saul Ryker	GBR		12	+2.955	51.185	88,33		6
7	140	Motor's	CERIBELLA Anthony	FRA		12	+3.157	51.203	88,30		7
8	168	RK Compétition	BONNETTO Romain	FRA		12	+3.365	51.115	88,45		8
9	129	Idéal Kart	BEAUMANN David	FRA		12	+4.916	51.393	87,98		9
10	273	LTP Compétition	VAN DER LAAN Mauricio	SPA		12	+6.620	51.401	87,96		10
11	106	CV-Racing Team by HTTP	VON DANWITZ Hendrick	GER		12	+6.860	51.361	88,03		11
12	215	JRK	LOUSSIER Paul	FRA		12	+7.656	51.301	88,13		12
13	107	Top-Kart Germany	STEFFEN Simon	GER		12	+8.194	51.288	88,16		13
14	194	LM Karting	VIAN Jason	FRA		12	+9.798	51.452	87,87		14
15	242	Tenorio octavio	TENORIO Kevin	SPA		12	+10.920	51.370	88,02		15
16	147	Mc Mahon	MC MAHON Sean	IRL		12	+11.400	51.510	87,78		16
17	203	Mattu Bastiano	MATTU Fabio	ITA		12	+11.647	51.371	88,01		17
18	136	Eurokarting	CHANY Christopher	FRA		12	+12.285	51.425	87,92		18
19	158	Marserou	MARSEYOU Vincent	FRA		12	+13.609	51.501	87,79		19
20	174	Kart Runner	GIBIER Sébastien	FRA		12	+13.705	51.448	87,88		20
21	117	Team Zinner	HAUSSERMANN Justin	GER		12	+13.962	51.499	87,79		21
22	146	Braun Racing	ESCARTIN Orso	FRA		12	+15.933	51.698	87,46		22
23	163	Hublet	HUBLET Axel	FRA		12	+16.278	51.772	87,33		23
24	118	Mad-Croc Karting	OVASKA Tuisku	FIN		12	+16.472	51.761	87,35		24
25	151	AC Motorsport	FONTECHA MARTINEZ Laia	SPA		12	+17.684	51.580	87,66		25
26	177	AK-Racing	HEIM Philipp	GER		12	+21.359	52.326	86,41		26
27	121	Kart Shop 67	THOMASSIN Bryan	FRA		12	+23.324	51.372	88,01	+10.000	27
28	218	Duarte Paulo	DUARTE Luis	POR		12	+24.401	51.721	87,42		28
29	148	NKS for racing	HOFMANN Sophie	GER		12	+30.802	52.238	86,55	+10.000	29
30	144	R Reproduction	LAY Gilian	FRA		10	+2 Laps	51.386	87,99		30
31	104	Evokart Srl	SOTIROPOULOS Fotis	GRE		6	+6 Laps	52.380	86,32		31
32	171	Martinez Fedi Pablo	MARTINEZ CLAVELL Daniel	SPA		3	+9 Laps	52.732	85,74		32
33	125	JRK	JAYNE Kévin	FRA			+12 Laps				33

Pas un tour / No lap

125	JRK	JAYNE Kévin	FRA		33
-----	-----	-------------	-----	--	----

Abandons / DNFs

169	Barile Giuseppe	BARILE Saverio	ITA		36
-----	-----------------	----------------	-----	--	----

N° 121 10" de pénalité : Carénage avant mal installé / Incorrectly installed front fairing

N° 148 10" de pénalité : Carénage avant mal installé / Incorrectly installed front fairing

Sous réserve du contrôle technique ou de fait sportif

Le Chronométrage



Affiché à

Le Président du Collège

Tour	Secteur 1	Secteur 2	Secteur 3	Temps
Lap	Sector 1	Sector 2	Sector 3	Time
102 FRAÏSSE Vincent				
		14.952	20.876	
START				
	21.757	31.259	46.874	
1	19.111	14.047	20.300	53.458
2	18.104	13.912	20.317	52.333
3	18.116	13.739	19.995	51.850
4	17.961	13.666	19.924	51.551
5	17.924	13.618	19.859	51.401
6	17.834	13.655	19.833	51.322
7	17.726	13.633	19.886	51.245
8	17.682	13.653	19.818	51.153
9	17.649	13.583	19.794	51.026
10	17.712	14.127	19.918	51.757
11	17.626	13.562	19.936	51.124
FINISH				
12	17.572	13.543	20.151	51.266

104 SOTIROPOULOS Sotis				
		15.214	20.976	
START				
	21.098	30.972	45.396	
1	20.217	14.345	20.781	55.343
2	18.141	14.146	20.199	52.486
3	17.998	14.205	20.220	52.423
4	17.911	14.381	20.088	52.380
5	18.100	14.067	20.396	52.563
6	18.055	13.781	20.553	52.389
FINISH				

106 VON DANWITZ Hendrick				
		15.007	20.962	
START				
	21.325	30.919	44.569	
1	21.669	14.528	20.491	56.688
2	18.468	13.923	20.451	52.842
3	18.005	13.879	20.069	51.953
4	17.943	13.795	19.994	51.732
5	17.893	13.782	20.070	51.745
6	17.856	13.819	19.984	51.659
7	17.912	13.735	19.896	51.543
8	17.953	13.782	19.833	51.568

9	17.776	13.702	19.883	51.361
10	17.871	13.809	19.930	51.610
11	17.870	13.714	19.890	51.474
FINISH				
12	17.760	13.745	19.961	51.466

107 STEFFEN Simon				
		15.485	20.872	
START				
	19.072	29.705	42.568	
1	20.700	14.514	21.363	56.577
2	18.243	13.977	20.498	52.718
3	17.924	13.712	20.681	52.317
4	17.916	13.676	20.023	51.615
5	17.770	13.666	20.000	51.436
6	17.773	13.583	20.106	51.462
7	17.838	13.647	19.948	51.433
8	17.750	13.634	19.904	51.288
9	17.838	13.622	20.037	51.497
10	18.089	13.710	19.964	51.763
11	17.922	13.728	20.064	51.714
FINISH				
12	17.817	13.713	20.018	51.548

116 GARCIA Sylver				
		15.049	21.135	
START				
	21.495	30.724	47.914	
1	19.413	14.018	20.261	53.692
2	18.160	13.806	20.110	52.076
3	17.968	13.781	20.019	51.768
4	17.916	13.739	19.958	51.613
5	17.790	13.693	19.919	51.402
6	17.741	13.676	19.830	51.247
7	17.733	13.682	19.792	51.207
8	17.725	13.603	19.713	51.041
9	17.762	13.637	19.799	51.198
10	17.708	13.691	19.821	51.220
11	17.602	13.662	19.780	51.044
FINISH				
12	17.715	13.897	20.190	51.802

X 30 CHALLENGE EUROPA 2016

X30 Senior

(Sen) Qualifying Heat C-D

Historique / Records

Tour	Secteur 1	Secteur 2	Secteur 3	Temps
Lap	Sector 1	Sector 2	Sector 3	Time

117 HAUSSERMANN Justin

		14.632	20.728	
	START			
	21.126	30.602	43.996	
1	21.906	14.666	21.086	57.658
2	18.487	14.041	20.880	53.408
3	18.039	13.932	20.447	52.418
4	18.293	13.965	20.869	53.127
5	17.937	13.801	20.154	51.892
6	17.809	13.754	20.028	51.591
7	17.772	13.633	20.137	51.542
8	17.703	13.687	20.463	51.853
9	18.468	14.554	20.635	53.657
10	17.810	13.771	20.029	51.610
11	17.823	13.718	19.958	51.499
	FINISH			
12	17.743	13.896	20.238	51.877

118 OVASKA Tuisku

		15.336	21.327	
	START			
	18.853	29.041	41.938	
1	20.809	14.917	20.788	56.514
2	18.493	14.235	20.443	53.171
3	18.170	14.245	20.301	52.716
4	18.006	13.909	20.752	52.667
5	18.757	15.034	20.790	54.581
6	18.041	13.874	20.053	51.968
7	17.945	13.809	20.007	51.761
8	17.874	13.852	20.115	51.841
9	18.047	13.954	20.071	52.072
10	17.952	13.877	20.102	51.931
11	17.927	13.842	20.054	51.823
	FINISH			
12	17.904	13.815	20.044	51.763

121 THOMASSIN Bryan

		15.409	21.059	
--	--	---------------	---------------	--

Tour	Secteur 1	Secteur 2	Secteur 3	Temps
Lap	Sector 1	Sector 2	Sector 3	Time

	START			
	21.334	31.114	46.102	
1	21.004	14.675	20.912	56.591
2	18.817	15.310	20.522	54.649
3	18.017	14.151	20.535	52.703
4	18.298	14.425	21.253	53.976
5	18.605	14.458	20.080	53.143
6	17.806	13.720	19.946	51.472
7	17.764	13.696	19.963	51.423
8	17.837	13.776	19.912	51.525
9	17.905	13.849	20.272	52.026
10	17.767	13.732	19.873	51.372
11	17.984	13.659	19.870	51.513
	FINISH			
12	17.771	13.838	20.105	51.714

125 JAYNE Kévin

		15.083	20.879	
	START			
	20.940	31.361	45.824	
	FINISH			

129 BEAUMANN David

		15.567	20.902	
	START			
	21.441	31.107	46.384	
1	20.259	14.020	20.392	54.671
2	18.187	14.027	20.328	52.542
3	18.178	14.333	20.129	52.640
4	17.973	13.696	19.969	51.638
5	18.127	13.988	20.105	52.220
6	17.871	13.740	19.941	51.552
7	17.920	13.699	19.938	51.557
8	17.839	13.694	19.877	51.410
9	17.838	13.673	19.882	51.393
10	17.802	13.708	19.927	51.437
11	17.807	13.719	19.899	51.425
	FINISH			
12	17.867	13.641	19.924	51.432

X 30 CHALLENGE EUROPA 2016

X30 Senior

(Sen) Qualifying Heat C-D

Historique / Records

Tour	Secteur 1	Secteur 2	Secteur 3	Temps
Lap	Sector 1	Sector 2	Sector 3	Time

131 PAUL Maximilian

		15.034	20.993	
	START			
	21.678	31.151	47.268	
1	19.600	13.967	20.421	53.988
2	18.125	14.328	20.287	52.740
3	17.942	13.718	20.042	51.702
4	17.932	13.620	20.031	51.583
5	17.796	13.688	20.192	51.676
6	17.815	13.727	19.915	51.457
7	17.752	13.657	19.879	51.288
8	17.729	13.679	19.958	51.366
9	17.766	13.668	19.928	51.362
10	17.765	13.770	19.975	51.510
11	17.741	13.730	19.898	51.369
	FINISH			
12	17.786	13.737	20.167	51.690

136 CHANY Christopher

		15.330	20.988	
	START			
	21.418	31.189	45.642	
1	20.270	14.932	20.669	55.871
2	18.808	14.419	20.668	53.895
3	18.072	14.395	21.499	53.966
4	18.093	13.812	21.876	53.781
5	18.394	13.785	19.953	52.132
6	17.956	13.661	19.903	51.520
7	17.871	13.759	19.910	51.540
8	17.901	13.740	20.006	51.647
9	18.441	13.960	20.081	52.482
10	17.878	13.671	19.910	51.459
11	17.811	13.702	19.924	51.437
	FINISH			
12	17.849	13.727	19.849	51.425

140 CERIBELLA Anthony

		14.861	20.714	
--	--	---------------	---------------	--

Tour	Secteur 1	Secteur 2	Secteur 3	Temps
Lap	Sector 1	Sector 2	Sector 3	Time

	START			
	21.382	30.684	43.848	
1	20.123	14.405	20.366	54.894
2	18.080	13.842	20.204	52.126
3	17.910	13.902	20.156	51.968
4	18.019	13.715	19.929	51.663
5	17.816	13.678	19.886	51.380
6	17.851	13.677	19.947	51.475
7	17.816	13.698	19.919	51.433
8	17.810	13.690	19.879	51.379
9	17.841	13.687	19.869	51.397
10	17.784	13.644	19.813	51.241
11	17.731	13.602	19.870	51.203
	FINISH			
12	17.814	13.659	19.981	51.454

142 RUSSO Vittorio Maria

		15.285	21.215	
	START			
	21.579	30.913	48.083	
1	19.898	13.960	20.698	54.556
2	18.167	13.992	20.417	52.576
3	18.012	14.067	19.929	52.008
4	17.822	13.587	19.829	51.238
5	17.794	13.572	19.809	51.175
6	17.704	13.614	19.770	51.088
7	17.718	13.548	19.795	51.061
8	17.635	13.548	19.761	50.944
9	17.647	13.542	19.783	50.972
10	17.651	13.714	19.740	51.105
11	17.699	13.561	19.756	51.016
	FINISH			
12	17.658	13.774	20.458	51.890

144 LAY Gilian

		14.592	20.534	
	START			
	21.491	30.638	42.885	
1	21.152	14.770	20.334	56.256

X 30 CHALLENGE EUROPA 2016

X30 Senior

(Sen) Qualifying Heat C-D

Historique / Records

Tour Lap	Secteur 1 Sector 1	Secteur 2 Sector 2	Secteur 3 Sector 3	Temps Time
2	18.605	14.053	20.281	52.939
3	18.058	13.907	20.120	52.085
4	17.964	13.676	20.051	51.691
5	17.892	13.673	20.093	51.658
6	18.156	13.702	20.308	52.166
7	17.788	13.673	19.972	51.433
8	17.784	13.621	19.981	51.386
9	17.829	13.651	19.978	51.458
10	17.839	13.729	20.028	51.596
FINISH				

146 ESCARTIN Orso

		15.579	21.238	
START				
		19.044	29.550	42.317
1	21.811	14.915	21.797	58.523
2	18.321	14.078	20.518	52.917
3	18.446	14.126	20.410	52.982
4	18.258	13.878	20.118	52.254
5	18.390	14.428	20.607	53.425
6	17.956	13.833	20.084	51.873
7	17.962	13.734	20.002	51.698
8	17.887	13.869	20.017	51.773
9	18.274	13.865	19.967	52.106
10	17.923	13.888	20.029	51.840
11	17.904	13.766	20.034	51.704
FINISH				
12	17.950	13.818	19.997	51.765

147 MC MAHON Sean

		14.741	20.642	
START				
		20.976	30.722	42.812
1	21.314	14.527	20.988	56.829
2	18.208	14.222	20.248	52.678
3	18.120	13.837	21.397	53.354
4	18.388	13.826	20.461	52.675
5	17.894	13.824	20.043	51.761
6	17.931	13.690	19.922	51.543

Tour Lap	Secteur 1 Sector 1	Secteur 2 Sector 2	Secteur 3 Sector 3	Temps Time
7	17.827	13.921	20.037	51.785
8	17.772	13.853	19.921	51.546
9	17.890	13.722	19.898	51.510
10	17.867	13.879	19.970	51.716
11	17.883	13.922	20.500	52.305
FINISH				
12	17.930	13.710	19.987	51.627

148 HOFMANN Sophie

		15.383	21.344	
START				
		19.308	29.186	41.509
1	21.608	14.882	21.733	58.223
2	18.317	14.167	20.556	53.040
3	18.353	14.209	20.320	52.882
4	18.283	13.948	20.273	52.504
5	18.194	14.170	20.861	53.225
6	18.498	13.958	20.271	52.727
7	18.299	13.864	20.618	52.781
8	18.267	13.823	20.361	52.451
9	18.076	14.108	20.078	52.262
10	18.105	13.957	20.227	52.289
11	18.178	13.898	20.162	52.238
FINISH				
12	18.314	14.062	20.226	52.602

151 FONTECHA MARTINEZ Laia

		14.771	21.253	
START				
		20.732	30.958	44.161
1	21.201	14.461	20.561	56.223
2	18.384	21.850	20.795	1:01.029
3	18.230	13.981	20.333	52.544
4	18.058	13.881	20.341	52.280
5	17.995	13.858	20.075	51.928
6	18.008	13.792	20.022	51.822
7	17.932	13.768	20.155	51.855
8	18.034	13.739	20.159	51.932
9	17.856	13.718	20.006	51.580

X 30 CHALLENGE EUROPA 2016

X30 Senior

(Sen) Qualifying Heat C-D

Historique / Records

Tour	Secteur 1	Secteur 2	Secteur 3	Temps
Lap	Sector 1	Sector 2	Sector 3	Time
10	17.922	13.804	19.994	51.720
11	17.891	13.796	20.089	51.776
FINISH				
12	17.852	13.788	20.019	51.659

158 MARSEROU Vincent

		14.887	20.637		
START					
		20.959	30.330	43.300	
1	22.424	14.594	21.136	58.154	
2	18.232	14.233	20.732	53.197	
3	18.781	13.995	20.069	52.845	
4	18.042	13.764	20.361	52.167	
5	18.586	14.109	20.071	52.766	
6	17.933	13.691	19.963	51.587	
7	17.920	13.753	19.896	51.569	
8	17.926	13.776	19.919	51.621	
9	17.810	14.007	20.150	51.967	
10	17.873	13.988	19.950	51.811	
11	17.880	13.726	19.895	51.501	
FINISH					
12	17.794	13.723	20.291	51.808	

163 HUBLET Axel

		15.063	21.153		
START					
		18.944	29.185	42.091	
1	20.862	14.999	20.720	56.581	
2	18.570	14.216	21.037	53.823	
3	18.789	14.196	20.350	53.335	
4	18.109	13.841	20.174	52.124	
5	18.650	14.460	20.209	53.319	
6	18.009	13.901	20.050	51.960	
7	17.966	13.858	20.050	51.874	
8	17.993	14.135	20.081	52.209	
9	17.958	13.847	20.297	52.102	
10	17.957	13.882	20.102	51.941	
11	17.985	13.788	19.999	51.772	
FINISH					

Tour	Secteur 1	Secteur 2	Secteur 3	Temps
Lap	Sector 1	Sector 2	Sector 3	Time
12	17.970	13.781	20.065	51.816

168 BONNETTO Romain

		14.712	20.717		
START					
		21.485	30.806	44.371	
1	19.822	14.412	20.885	55.119	
2	18.057	13.900	20.431	52.388	
3	17.943	13.968	20.060	51.971	
4	17.869	13.670	19.983	51.522	
5	18.056	13.782	20.090	51.928	
6	17.762	13.679	19.883	51.324	
7	17.752	13.661	19.863	51.276	
8	17.705	13.626	19.881	51.212	
9	17.636	13.627	19.852	51.115	
10	17.820	13.614	19.899	51.333	
11	17.657	13.666	19.877	51.200	
FINISH					
12	17.757	13.636	19.891	51.284	

171 MARTINEZ CLAVELL Daniel

		14.848	20.854		
START					
		20.506	30.291	42.336	
1	21.384	15.660	21.378	58.422	
2	18.320	14.639	20.706	53.665	
3	18.469	13.915	20.348	52.732	
FINISH					

172 ROBINSON Saul Ryker

		15.440	20.955		
START					
		21.436	31.004	46.304	
1	19.978	13.826	20.432	54.236	
2	17.988	13.888	20.145	52.021	
3	17.836	13.823	20.260	51.919	
4	17.888	13.893	20.079	51.860	

X 30 CHALLENGE EUROPA 2016

X30 Senior

(Sen) Qualifying Heat C-D

Historique / Records

Tour Lap	Secteur 1 Sector 1	Secteur 2 Sector 2	Secteur 3 Sector 3	Temps Time
5	18.086	13.704	20.018	51.808
6	17.881	13.661	19.956	51.498
7	17.744	13.710	20.024	51.478
8	17.669	13.698	20.126	51.493
9	17.774	13.704	19.950	51.428
10	17.777	13.733	19.986	51.496
11	17.668	13.591	19.926	51.185
FINISH				
12	17.746	13.633	20.162	51.541

Tour Lap	Secteur 1 Sector 1	Secteur 2 Sector 2	Secteur 3 Sector 3	Temps Time
8	18.101	13.894	20.453	52.448
9	18.040	14.445	20.504	52.989
10	18.108	13.900	20.318	52.326
11	18.085	14.124	20.279	52.488
FINISH				
12	18.157	13.869	20.364	52.390

174 GIBIER Sébastien

15.429		21.221		
START				
19.175		29.595	42.177	
1	22.023	14.685	21.352	58.060
2	18.166	14.233	20.401	52.800
3	18.438	13.803	20.116	52.357
4	17.969	13.742	20.699	52.410
5	18.436	13.811	20.100	52.347
6	17.825	13.749	19.992	51.566
7	17.816	13.746	19.955	51.517
8	17.739	13.753	19.956	51.448
9	18.252	14.224	20.070	52.546
10	17.838	13.778	20.027	51.643
11	17.902	13.712	19.877	51.491
FINISH				
12	17.802	14.299	20.181	52.282

177 HEIM Philipp

15.513		21.353		
START				
19.076		29.605	41.679	
1	22.295	14.613	21.761	58.669
2	18.630	14.202	20.489	53.321
3	18.217	14.330	20.421	52.968
4	18.246	13.948	20.444	52.638
5	18.209	13.974	20.556	52.739
6	18.110	13.800	20.496	52.406
7	18.270	13.866	20.558	52.694

194 VIAN Jason

14.878		20.629		
START				
20.639		30.717	42.512	
1	21.240	14.685	20.945	56.870
2	18.102	14.172	20.739	53.013
3	18.029	13.726	20.677	52.432
4	17.940	13.658	20.075	51.673
5	17.901	13.712	19.930	51.543
6	17.852	13.675	19.925	51.452
7	18.148	13.940	20.183	52.271
8	17.802	13.656	20.021	51.479
9	17.841	13.767	20.142	51.750
10	17.829	13.770	19.988	51.587
11	17.856	13.754	20.000	51.610
FINISH				
12	17.905	13.822	20.035	51.762

203 MATTU Fabio

14.599		20.543		
START				
21.082		30.617	44.302	
1	21.268	14.763	20.882	56.913
2	18.686	14.852	20.511	54.049
3	18.049	13.983	20.018	52.050
4	18.041	14.032	20.482	52.555
5	17.967	13.773	19.909	51.649
6	17.798	13.736	19.837	51.371
7	17.871	13.764	20.080	51.715
8	17.824	13.818	20.653	52.295
9	18.180	13.798	19.929	51.907
10	17.796	13.757	19.825	51.378

X 30 CHALLENGE EUROPA 2016

X30 Senior

(Sen) Qualifying Heat C-D

Historique / Records

Tour	Secteur 1	Secteur 2	Secteur 3	Temps
Lap	Sector 1	Sector 2	Sector 3	Time
11	17.937	13.796	19.927	51.660
FINISH				
12	17.759	13.711	19.954	51.424

215 LOUSSIER Paul

		14.598	20.622	
START				
	21.341	30.912	43.082	
1	21.136	14.862	20.822	56.820
2	18.381	14.216	20.280	52.877
3	18.124	13.972	20.466	52.562
4	17.991	13.832	20.032	51.855
5	17.835	13.664	19.934	51.433
6	17.802	13.613	20.437	51.852
7	18.064	13.633	19.878	51.575
8	17.768	13.652	19.894	51.314
9	17.802	13.574	20.033	51.409
10	17.736	13.655	19.910	51.301
11	17.969	13.703	19.882	51.554
FINISH				
12	17.827	13.705	19.905	51.437

218 DUARTE Luis

		15.874	24.901	
START				
	19.779	25.515	42.489	
1	23.056	17.101	24.896	1:05.053
2	19.576	14.808	20.780	55.164
3	18.246	14.108	20.419	52.773
4	18.058	14.000	20.301	52.359
5	17.931	13.930	20.258	52.119
6	18.120	13.912	20.195	52.227
7	18.004	13.978	20.183	52.165
8	17.898	13.903	20.087	51.888
9	17.908	13.924	20.155	51.987
10	17.777	13.805	20.165	51.747
11	17.778	13.929	20.014	51.721
FINISH				
12	17.811	13.934	20.224	51.969

Tour	Secteur 1	Secteur 2	Secteur 3	Temps
Lap	Sector 1	Sector 2	Sector 3	Time

220 PINTO Diogo

		14.878	20.957	
START				
	21.423	30.628	44.875	
1	19.865	14.310	20.227	54.402
2	18.072	13.847	20.230	52.149
3	18.005	13.823	20.256	52.084
4	17.936	13.687	20.026	51.649
5	17.893	13.726	19.994	51.613
6	17.815	13.644	19.806	51.265
7	17.816	13.661	19.872	51.349
8	17.757	13.541	19.855	51.153
9	17.781	13.714	19.937	51.432
10	17.729	13.706	19.893	51.328
11	17.742	13.591	19.893	51.226
FINISH				
12	17.755	13.635	20.276	51.666

242 TENORIO Kevin

		15.442	20.860	
START				
	18.590	29.877	43.006	
1	21.494	14.992	20.624	57.110
2	18.623	14.044	20.260	52.927
3	18.002	13.808	20.482	52.292
4	18.143	13.807	20.346	52.296
5	17.934	13.794	19.953	51.681
6	17.911	13.752	19.996	51.659
7	17.932	13.909	20.078	51.919
8	18.084	14.023	20.266	52.373
9	17.899	13.755	19.978	51.632
10	17.826	13.731	19.867	51.424
11	17.760	13.705	19.905	51.370
FINISH				
12	17.857	13.773	19.912	51.542

273 VAN DER LAAN Mauricio

		15.036	21.040	
--	--	--------	--------	--

X 30 CHALLENGE EUROPA 2016

X30 Senior

(Sen) Qualifying Heat C-D

Historique / Records

Tour	Secteur 1	Secteur 2	Secteur 3	Temps
Lap	Sector 1	Sector 2	Sector 3	Time
START				
	21.208	30.959	45.162	
1	21.012	14.289	20.501	55.802
2	18.566	13.893	20.115	52.574
3	18.117	13.833	20.041	51.991
4	17.857	14.138	20.334	52.329
5	18.058	13.840	20.037	51.935
6	17.806	13.760	19.975	51.541
7	17.776	13.807	19.917	51.500
8	17.720	13.723	19.958	51.401
9	17.779	13.789	19.926	51.494
10	17.777	13.837	19.959	51.573
11	17.828	13.750	19.941	51.519
FINISH				
12	17.768	13.836	20.039	51.643

Grille / Grid	142	116	131	102	129	172	121	136	125	104	273	106	220	151	168	140	117	215	203	144	158	147	242	194	107	171	146	218	169	174	163	177	118	148
---------------	-----	-----	-----	-----	-----	-----	-----	-----	-----	-----	-----	-----	-----	-----	-----	-----	-----	-----	-----	-----	-----	-----	-----	-----	-----	-----	-----	-----	-----	-----	-----	-----	-----	-----

	1	2	3	4	5	6	7	8	9	10	11	12	13	14	15	16	17	18	19	20	21	22	23	24	25	26	27	28	29	30	31	32	33	34
Départ / Start	116	142	102	131	172	129	136	121	106	104	273	151	220	125	140	215	168	117	144	147	194	171	158	203	242	107	146	218	174	177	163	148	118	
Tour / Lap 1	102	116	131	172	142	129	220	140	104	168	136	273	151	121	106	144	215	147	194	107	117	203	242	163	118	158	171	174	146	148	177	218		
Tour / Lap 2	116	102	172	131	142	220	129	140	104	168	273	106	136	144	215	147	107	194	121	242	117	118	203	163	158	174	146	171	148	177	151	218		
Tour / Lap 3	116	102	172	131	142	220	140	129	168	104	273	106	144	215	107	194	136	147	242	121	117	203	118	174	158	163	171	146	148	177	151	218		
Tour / Lap 4	116	102	131	172	142	220	140	129	168	104	273	106	144	215	107	194	242	147	203	117	136	118	174	158	121	163	146	148	177	151	218			
Tour / Lap 5	116	102	142	131	172	220	140	168	129	273	106	104	144	215	107	194	242	147	203	117	136	174	158	121	163	146	118	148	177	151	218			
Tour / Lap 6	116	102	142	131	172	220	140	168	129	273	106	144	104	107	215	194	242	147	203	117	136	174	158	121	163	146	118	177	148	151	218			
Tour / Lap 7	116	102	142	131	172	220	140	168	129	273	106	144	107	215	194	242	147	203	117	136	174	158	121	163	146	118	177	148	151	218				
Tour / Lap 8	116	102	142	131	220	172	140	168	129	273	106	144	107	215	194	147	242	203	117	136	174	158	121	146	163	118	151	177	148	218				
Tour / Lap 9	116	102	142	131	220	172	140	168	129	273	106	144	107	215	194	147	242	203	136	174	158	121	117	146	163	118	151	148	177	218				
Tour / Lap 10	116	142	102	131	220	172	140	168	129	273	106	144	215	107	194	147	242	203	136	174	121	158	117	146	163	118	151	148	177	218				
Tour / Lap 11	116	142	102	131	220	172	140	168	129	273	106	215	107	194	242	147	203	136	174	121	158	117	146	163	118	151	148	177	218					
Tour / Lap 12	116	102	142	131	220	172	140	168	129	273	106	215	107	194	242	147	203	136	121	158	174	117	146	163	118	151	148	177	218					

Cl	N°	Concurrent	Pilote	Nat	Nat	Tours	Ecart	M.Tour	Vitesse	Pénalité	Points
Rnk	No.	Entrant	Driver			Laps	Gap	B.Lap	Speed	Penalty	
1	150	VDK Racing	BAUDOT Geoffrey	FRA		12		51.245	88,23		0
2	142	Russo Vittorio Maria	RUSSO Vittorio Maria	ITA		12	+0.929	51.135	88,42		2
3	114	KBK Compétition	BARBARIN Guillaume	FRA		12	+4.766	51.267	88,19		3
4	131	Team NKS	PAUL Maximilian	GER		12	+5.050	51.344	88,06		4
5	170	LTP Competicion	LEON Carlos	SPA		12	+5.585	51.411	87,95		5
6	168	RK Compétition	BONNETTO Romain	FRA		12	+5.804	51.309	88,12		6
7	128	Vital Motorsport	ELLIS Hugo	GBR		12	+6.500	51.368	88,02		7
8	111	S8 Racing	WILSON Euan	GBR		12	+7.768	51.200	88,31		8
9	216	Baiguini Massimo	BAIGUINI Ivan	ITA		12	+8.143	51.326	88,09		9
10	149	Litchfield Motorsport	THOMPSON Joshua	GBR		12	+9.422	51.669	87,51		10
11	107	Top-Kart Germany	STEFFEN Simon	GER		12	+11.488	51.533	87,74		11
12	220	Pinto Eduardo	PINTO Diogo	POR		12	+11.526	51.313	88,11		12
13	129	Idéal Kart	BEAUMANN David	FRA		12	+11.569	51.714	87,43		13
14	120	Kart Runner	ANCHER Brian	FRA		12	+11.666	51.701	87,45		14
15	125	JRK	JAYNE Kévin	FRA		12	+11.837	51.661	87,52		15
16	121	Kart Shop 67	THOMASSIN Bryan	FRA		12	+11.889	51.628	87,58		16
17	127	Vailati Lorenzo	VAILATI Lorenzo	ITA		12	+14.825	51.563	87,69		17
18	246	Jetzer Ramona	JETZER Ramona	SUI		12	+15.349	51.702	87,45		18
19	146	Braun Racing	ESCARTIN Orso	FRA		12	+16.116	51.767	87,34		19
20	134	RL-Competition	HOCHWIND Timo	GER		12	+16.384	51.860	87,18		20
21	242	Tenorio octavio	TENORIO Kevin	SPA		12	+19.799	51.825	87,24		21
22	112	Motor's	DUC-GONINAZ Louis-Alexandre	FRA		12	+20.204	52.096	86,79		22
23	137	VDK Racing	RIQUET Clément	FRA		12	+20.905	51.184	88,34		23
24	163	Hublet	HUBLET Axel	FRA		12	+21.439	52.255	86,52		24
25	211	Im-Racing	FELBER Alessandro	SUI		12	+26.268	51.707	87,44	+10.000	25
26	273	LTP Compétition	VAN DER LAAN Mauricio	SPA		7	+5 Laps	51.920	87,08		26
27	118	Mad-Croc Karting	OVASKA Tuisku	FIN		7	+5 Laps	51.920	87,08		27
28	203	Mattu Bastiano	MATTU Fabio	ITA		5	+7 Laps	52.114	86,76		28
29	158	Marserou	MARSEROU Vincent	FRA		1	+11 Laps	1:14.892	60,37		29
30	176	Ludo Racing	ARNAUD Hugo	FRA			+12 Laps				30
31	117	Team Zinner	HAUSSERMANN Justin	GER			+12 Laps				31
32	235	SWRD	WING HOONG Chia	MYS			+12 Laps				32
33	272	Motor's	RASCLE Hugo	FRA			+12 Laps				33

Meilleur tour / Best lap: 142 RUSSO Vittorio Maria - 51.135

Pas un tour / No lap

117	Team Zinner	HAUSSERMANN Justin	GER								31
176	Ludo Racing	ARNAUD Hugo	FRA								30
235	SWRD	WING HOONG Chia	MYS								32
272	Motor's	RASCLE Hugo	FRA								33

Abandons / DNFs

169	Barile Giuseppe	BARILE Saverio	ITA								36
-----	-----------------	----------------	-----	--	--	--	--	--	--	--	----

N° 211 Pénalité 10 secondes / Time penalty of 10s : ART. 2.24 Incident de course : Collision avec le pilote n°127 Rapport n° 14

Sous réserve du contrôle technique ou de fait sportif

X 30 CHALLENGE EUROPA 2016

X30 Senior

(Sen) Qualifying Heat B-C

Classement / Classification

Le Chronométrage

A handwritten signature in black ink, consisting of a stylized 'A' shape followed by a horizontal line.

Affiché à

Le Président du Collège

Tour	Secteur 1	Secteur 2	Secteur 3	Temps
Lap	Sector 1	Sector 2	Sector 3	Time
107 STEFFEN Simon				
		15.170	21.080	
START				
	21.215	34.273	42.555	
1	20.802	15.079	20.546	56.427
2	18.405	13.931	20.158	52.494
3	18.178	13.720	20.279	52.177
4	17.998	14.102	20.130	52.230
5	17.847	13.650	20.089	51.586
6	17.911	13.737	19.949	51.597
7	17.870	13.722	20.047	51.639
8	17.965	13.853	20.367	52.185
9	18.030	14.093	20.170	52.293
10	18.013	14.151	20.004	52.168
11	17.855	13.700	19.978	51.533
FINISH				
12	17.906	13.742	21.146	52.794

111 WILSON Euan				
		14.939	20.775	
START				
	21.618	34.475	44.035	
1	21.697	15.007	20.295	56.999
2	18.494	13.881	20.137	52.512
3	17.866	14.032	20.018	51.916
4	17.870	13.717	19.907	51.494
5	17.847	13.766	20.165	51.778
6	17.860	13.758	19.946	51.564
7	17.763	13.866	19.995	51.624
8	18.061	13.842	20.038	51.941
9	17.796	13.721	19.918	51.435
10	17.800	13.702	19.844	51.346
11	17.704	13.730	19.766	51.200
FINISH				
12	17.668	13.789	20.631	52.088

112 DUC-GONINAZ Louis-Alexandre				
		15.040	20.817	
START				
	20.427	34.696	41.828	
1	21.916	14.892	20.965	57.773
2	18.541	14.030	20.860	53.431

3	18.231	13.923	20.616	52.770
4	18.367	14.522	20.484	53.373
5	18.244	13.949	20.428	52.621
6	18.061	13.823	20.319	52.203
7	18.110	13.919	20.339	52.368
8	18.269	13.901	20.322	52.492
9	18.284	13.983	20.294	52.561
10	18.234	13.873	20.196	52.303
11	18.305	14.459	20.128	52.892
FINISH				
12	18.071	13.827	20.198	52.096

114 BARBARIN Guillaume				
		14.809	20.714	
START				
	22.557	34.546	46.995	
1	18.977	13.871	20.612	53.460
2	18.020	13.896	20.505	52.421
3	18.145	13.650	20.616	52.411
4	17.978	14.132	21.046	53.156
5	18.076	14.064	20.065	52.205
6	17.871	13.665	20.026	51.562
7	17.831	13.805	20.018	51.654
8	17.831	13.610	20.291	51.732
9	17.894	13.581	20.065	51.540
10	17.913	13.689	19.993	51.595
11	17.760	13.595	19.912	51.267
FINISH				
12	17.770	13.638	19.959	51.367

117 HAUSSERMANN Justin				
		15.004	20.695	
START				
	21.748	34.732	43.963	
FINISH				

118 OVASKA Tuisku				
		15.109	21.015	
START				
	21.389	34.667	41.606	
1	21.898	14.729	20.891	57.518

X 30 CHALLENGE EUROPA 2016

X30 Senior

(Sen) Qualifying Heat B-C

Historique / Records

Tour Lap	Secteur 1 Sector 1	Secteur 2 Sector 2	Secteur 3 Sector 3	Temps Time
2	18.649	14.010	20.194	52.853
3	18.104	13.838	20.230	52.172
4	17.976	14.024	20.072	52.072
5	17.931	13.900	20.098	51.929
6	17.881	13.894	20.145	51.920
7	18.046	13.917	20.469	52.432
FINISH				

120 ANCHER Brian

	14.754	20.604		
START				
	21.967	34.540	44.848	
1	20.980	14.203	20.594	55.777
2	18.105	14.171	20.321	52.597
3	17.900	13.715	20.086	51.701
4	17.882	13.802	20.197	51.881
5	18.291	14.201	20.696	53.188
6	18.176	13.808	20.019	52.003
7	17.914	13.736	20.088	51.738
8	17.996	13.971	20.681	52.648
9	17.949	13.862	20.166	51.977
10	17.954	13.903	20.065	51.922
11	17.795	13.946	20.421	52.162
FINISH				
12	17.853	13.720	21.167	52.740

121 THOMASSIN Bryan

	14.504	20.543		
START				
	22.619	34.758	45.997	
1	20.896	14.409	21.352	56.657
2	18.201	13.960	20.270	52.431
3	17.989	13.715	20.071	51.775
4	17.945	13.733	20.151	51.829
5	18.080	14.028	20.385	52.493
6	17.838	13.713	20.077	51.628
7	18.056	13.790	20.465	52.311
8	18.149	14.428	20.456	53.033
9	18.497	13.813	20.057	52.367

Tour Lap	Secteur 1 Sector 1	Secteur 2 Sector 2	Secteur 3 Sector 3	Temps Time
10	17.925	14.051	20.287	52.263
11	17.918	13.838	20.001	51.757
FINISH				
12	17.924	13.791	20.809	52.524

125 JAYNE Kévin

	14.545	20.537		
START				
	22.343	34.015	45.846	
1	22.191	15.254	20.599	58.044
2	18.462	14.074	20.041	52.577
3	18.009	13.847	20.124	51.980
4	18.006	13.863	19.934	51.803
5	17.821	13.873	20.351	52.045
6	17.936	14.261	20.042	52.239
7	17.779	13.738	20.463	51.980
8	17.857	13.831	19.973	51.661
9	18.032	14.148	20.054	52.234
10	18.058	13.820	20.057	51.935
11	17.850	13.919	20.345	52.114
FINISH				
12	17.852	13.778	20.599	52.229

127 VAILATI Lorenzo

	14.919	21.288		
START				
	21.045	34.742	42.769	
1	21.556	15.314	21.360	58.230
2	18.745	13.932	20.383	53.060
3	18.096	13.792	20.099	51.987
4	17.851	15.092	20.434	53.377
5	17.999	13.823	20.515	52.337
6	17.838	13.751	19.990	51.579
7	17.781	13.798	20.120	51.699
8	18.455	14.071	20.126	52.652
9	17.919	13.752	19.990	51.661
10	17.859	13.756	19.948	51.563
11	17.886	14.659	20.266	52.811
FINISH				

X 30 CHALLENGE EUROPA 2016

X30 Senior

(Sen) Qualifying Heat B-C

Historique / Records

Tour	Secteur 1	Secteur 2	Secteur 3	Temps
Lap	Sector 1	Sector 2	Sector 3	Time
12	18.072	13.837	20.009	51.918

128 ELLIS Hugo

	14.506	20.673		
	START			
	21.840	34.582	45.584	
1	20.804	14.396	20.557	55.757
2	18.088	13.927	20.125	52.140
3	17.942	13.718	20.072	51.732
4	17.866	13.852	20.501	52.219
5	17.847	13.923	21.100	52.870
6	17.741	13.812	19.974	51.527
7	17.928	13.782	20.031	51.741
8	17.761	13.744	20.070	51.575
9	17.796	13.723	20.017	51.536
10	17.759	13.739	19.948	51.446
11	17.756	13.721	19.891	51.368
	FINISH			
12	17.736	13.727	20.024	51.487

129 BEAUMANN David

	14.540	20.293		
	START			
	22.792	34.599	46.421	
1	19.629	14.005	20.289	53.923
2	18.195	13.883	20.147	52.225
3	18.230	14.260	20.574	53.064
4	18.019	13.894	20.502	52.415
5	18.013	14.265	20.262	52.540
6	17.979	13.989	20.234	52.202
7	18.043	13.999	20.174	52.216
8	18.356	14.072	20.254	52.682
9	17.967	13.692	20.055	51.714
10	17.972	14.218	20.141	52.331
11	17.894	13.764	20.312	51.970
	FINISH			
12	18.009	14.022	21.551	53.582

Tour	Secteur 1	Secteur 2	Secteur 3	Temps
Lap	Sector 1	Sector 2	Sector 3	Time

131 PAUL Maximilian

	14.464	20.463		
	START			
	22.363	34.526	47.085	
1	19.305	13.951	20.319	53.575
2	18.074	13.986	20.293	52.353
3	18.063	13.897	20.556	52.516
4	18.078	13.949	20.489	52.516
5	17.931	13.775	20.068	51.774
6	17.991	13.802	20.015	51.808
7	17.918	13.723	20.042	51.683
8	17.957	13.767	20.604	52.328
9	17.905	13.789	19.978	51.672
10	17.889	13.722	19.902	51.513
11	17.774	13.680	19.890	51.344
	FINISH			
12	17.778	13.711	19.861	51.350

134 HOCHWIND Timo

	15.111	20.906		
	START			
	21.269	34.827	42.543	
1	22.661	14.986	20.767	58.414
2	18.623	14.096	20.449	53.168
3	18.036	13.818	20.190	52.044
4	17.875	14.112	20.186	52.173
5	17.951	13.814	20.095	51.860
6	17.961	13.840	20.157	51.958
7	17.918	13.745	20.396	52.059
8	19.061	14.193	20.388	53.642
9	18.107	13.848	20.511	52.466
10	18.084	13.826	20.121	52.031
11	17.965	13.912	20.150	52.027
	FINISH			
12	17.962	13.955	20.279	52.196

137 RIQUET Clément

	14.661	20.606		
--	--------	--------	--	--

X 30 CHALLENGE EUROPA 2016

X30 Senior

(Sen) Qualifying Heat B-C

Historique / Records

Tour	Secteur 1	Secteur 2	Secteur 3	Temps
Lap	Sector 1	Sector 2	Sector 3	Time
START				
	21.909	34.574	45.200	
1	20.547	14.087	20.205	54.839
2	18.046	13.878	20.039	51.963
3	17.905	13.740	20.447	52.092
4	17.977	13.842	20.257	52.076
5	17.982			1:07.939
6	18.446	13.918	20.196	52.560
7	17.955	13.768	19.932	51.655
8	17.882	13.697	19.948	51.527
9	17.775	13.741	19.894	51.410
10	17.726	13.692	19.838	51.256
11	17.716	13.691	19.777	51.184
FINISH				
12	17.655	13.733	19.812	51.200

Tour	Secteur 1	Secteur 2	Secteur 3	Temps
Lap	Sector 1	Sector 2	Sector 3	Time
2	18.322	13.987	20.260	52.569
3	18.082	13.869	20.175	52.126
4	17.996	14.145	20.112	52.253
5	17.968	13.858	20.029	51.855
6	17.964	13.789	20.014	51.767
7	18.067	13.810	20.067	51.944
8	18.063	13.796	20.261	52.120
9	18.155	13.846	20.262	52.263
10	18.016	13.823	19.994	51.833
11	17.951	13.808	20.150	51.909
FINISH				
12	18.192	13.777	20.334	52.303

142 RUSSO Vittorio Maria

	15.094	20.730		
START				
	22.374	34.586	47.283	
1	19.286	13.802	20.155	53.243
2	18.089	13.886	20.534	52.509
3	18.045	13.761	20.631	52.437
4	18.238	13.853	19.930	52.021
5	17.857	13.632	19.869	51.358
6	17.855	13.671	19.983	51.509
7	17.836	13.660	19.909	51.405
8	17.831	13.697	19.816	51.344
9	17.761	13.635	19.842	51.238
10	17.762	13.657	19.807	51.226
11	17.740	13.632	19.769	51.141
FINISH				
12	17.722	13.586	19.827	51.135

146 ESCARTIN Orso

	15.200	21.089		
START				
	21.414	34.550	42.053	
1	25.508	14.444	20.669	1:00.621

149 THOMPSON Joshua

	14.605	20.464		
START				
	22.775	34.407	45.920	
1	19.774	14.026	20.299	54.099
2	18.118	14.053	20.223	52.394
3	18.025	13.942	20.205	52.172
4	18.100	14.207	20.790	53.097
5	17.908	14.192	21.651	53.751
6	17.928	13.763	19.978	51.669
7	18.191	13.754	20.110	52.055
8	17.897	14.113	20.173	52.183
9	17.945	13.771	20.004	51.720
10	17.941	13.885	20.072	51.898
11	17.855	13.848	20.194	51.897
FINISH				
12	17.861	13.765	20.068	51.694

150 BAUDOT Geoffrey

	14.293	20.484		
START				
	23.257	34.492	47.329	
1	18.856	13.892	20.237	52.985
2	18.203	13.919	20.518	52.640
3	17.951	13.767	20.049	51.767
4	17.772	13.701	19.951	51.424

X 30 CHALLENGE EUROPA 2016

X30 Senior

(Sen) Qualifying Heat B-C

Historique / Records

Tour Lap	Secteur 1 Sector 1	Secteur 2 Sector 2	Secteur 3 Sector 3	Temps Time
5	17.768	13.627	19.922	51.317
6	17.773	13.656	20.014	51.443
7	17.774	13.649	20.042	51.465
8	17.826	13.601	19.915	51.342
9	17.706	13.636	19.959	51.301
10	17.832	13.717	19.932	51.481
11	17.730	13.593	19.922	51.245
FINISH				
12	17.724	13.657	19.911	51.292

158 MARSEROU Vincent

	14.981	20.795		
START				
	22.244	34.567	42.782	
1	28.023	20.972	25.897	1:14.892
FINISH				

163 HUBLET Axel

	15.087	21.161		
START				
	21.260	34.467	41.859	
1	25.984	14.538	20.764	1:01.286
2	18.329	14.113	20.321	52.763
3	18.307	14.025	20.186	52.518
4	18.153	13.989	20.431	52.573
5	18.522	13.961	20.278	52.761
6	18.183	13.946	20.609	52.738
7	18.149	13.850	20.256	52.255
8	18.179	13.977	20.248	52.404
9	18.131	13.929	20.304	52.364
10	18.070	13.976	20.237	52.283
11	18.164	13.980	20.153	52.297
FINISH				
12	18.129	14.012	20.247	52.388

168 BONNETTO Romain

	15.030	20.429		
--	--------	--------	--	--

Tour Lap	Secteur 1 Sector 1	Secteur 2 Sector 2	Secteur 3 Sector 3	Temps Time
START				
	21.989	34.662	44.375	
1	21.389	14.150	20.564	56.103
2	17.990	13.895	20.191	52.076
3	17.889	13.677	20.216	51.782
4	17.860	13.749	20.326	51.935
5	17.983	13.828	20.198	52.009
6	17.863	13.698	20.210	51.771
7	17.771	13.672	19.954	51.397
8	17.834	13.797	20.056	51.687
9	17.884	13.691	19.972	51.547
10	17.838	13.737	19.981	51.556
11	17.763	13.674	19.911	51.348
FINISH				
12	17.736	13.598	19.975	51.309

170 LEON Carlos

	14.525	20.630		
START				
	23.054	34.265	46.717	
1	19.606	14.020	20.157	53.783
2	18.251	13.949	20.170	52.370
3	18.121	13.937	20.180	52.238
4	18.088	13.960	20.386	52.434
5	17.985	13.788	20.042	51.815
6	18.047	14.026	20.114	52.187
7	17.938	14.059	20.067	52.064
8	17.938	13.741	20.158	51.837
9	17.986	13.761	20.016	51.763
10	17.899	13.727	19.917	51.543
11	17.802	13.713	19.896	51.411
FINISH				
12	17.800	13.870	19.960	51.630

176 ARNAUD Hugo

	14.762	21.002		
START				
	21.691	34.468	44.499	
FINISH				

X 30 CHALLENGE EUROPA 2016

X30 Senior

(Sen) Qualifying Heat B-C

Historique / Records

Tour	Secteur 1	Secteur 2	Secteur 3	Temps
Lap	Sector 1	Sector 2	Sector 3	Time

203 MATTU Fabio

		14.941	20.783	
	START			
	21.903	34.832	43.143	
1	43.839	14.479	20.617	1:18.935
2	18.468	14.071	20.263	52.802
3	18.117	13.998	20.172	52.287
4	18.036	13.949	20.129	52.114
5	18.051	13.926	20.298	52.275
	FINISH			

211 FELBER Alessandro

		15.022	20.692	
	START			
	21.516	34.657	44.289	
1	22.539	15.079	20.973	58.591
2	18.488	13.954	20.220	52.662
3	18.154	13.854	20.117	52.125
4	18.275	14.073	20.103	52.451
5	17.858	13.811	20.049	51.718
6	18.049	13.797	20.237	52.083
7	18.107	13.785	20.361	52.253
8	18.581	14.047	20.085	52.713
9	18.068	13.887	20.017	51.972
10	17.918	13.796	19.993	51.707
11	17.879	15.489	20.447	53.815
	FINISH			
12	18.104	14.056	20.359	52.519

216 BAIGUINI Ivan

		14.487	20.536	
	START			
	22.558	34.438	45.788	
1	19.820	14.153	20.277	54.250
2	18.101	14.602	20.547	53.250
3	18.038	13.864	20.124	52.026
4	17.901	14.129	20.563	52.593

Tour	Secteur 1	Secteur 2	Secteur 3	Temps
Lap	Sector 1	Sector 2	Sector 3	Time

5	17.991	14.016	20.344	52.351
6	17.949	13.711	20.168	51.828
7	18.310	13.731	20.114	52.155
8	18.029	13.765	19.893	51.687
9	17.847	13.718	19.907	51.472
10	17.932	13.764	19.852	51.548
11	17.746	13.713	19.867	51.326
	FINISH			
12	17.776	14.013	20.909	52.698

220 PINTO Diogo

		14.725	20.563	
	START			
	22.196	34.268	44.993	
1	22.591	15.118	20.875	58.584
2	18.285	13.988	20.574	52.847
3	17.970	13.886	20.007	51.863
4	17.924	13.702	19.831	51.457
5	17.885	13.660	20.209	51.754
6	17.878	13.866	20.007	51.751
7	17.871	13.667	20.194	51.732
8	17.802	13.666	20.443	51.911
9	17.977	13.996	20.113	52.086
10	17.952	13.889	19.919	51.760
11	17.824	13.624	19.865	51.313
	FINISH			
12	17.886	14.011	21.389	53.286

235 WING HOONG Chia

		15.202	21.004	
	START			
	21.348	34.722	42.336	
	FINISH			

242 TENORIO Kevin

		14.804	21.267	
	START			

X 30 CHALLENGE EUROPA 2016

X30 Senior

(Sen) Qualifying Heat B-C

Historique / Records

Tour	Secteur 1	Secteur 2	Secteur 3	Temps
Lap	Sector 1	Sector 2	Sector 3	Time
	21.201	34.664	42.602	
1	22.023	15.004	20.543	57.570
2	18.263	14.240	20.597	53.100
3	18.135	13.855	20.213	52.203
4	18.006	17.851	21.637	57.494
5	18.507	13.947	20.277	52.731
6	18.110	13.827	20.226	52.163
7	18.032	13.909	20.212	52.153
8	18.027	13.896	20.214	52.137
9	18.023	13.831	20.138	51.992
10	17.955	13.846	20.024	51.825
11	18.206	14.035	20.164	52.405
	FINISH			
12	17.994	13.921	20.064	51.979

Tour	Secteur 1	Secteur 2	Secteur 3	Temps
Lap	Sector 1	Sector 2	Sector 3	Time

273 VAN DER LAAN Mauricio

		14.671	20.561	
	START			
	22.395	34.078	45.363	
1	19.916	14.133	20.203	54.252
2	18.214	14.119	20.148	52.481
3	17.963	13.777	20.180	51.920
4	17.934	13.873	20.366	52.173
5	18.129	14.491	24.033	56.653
6	18.348	13.923	20.264	52.535
7	18.024	13.949	20.539	52.512
	FINISH			

246 JETZER Ramona

		14.989	21.093	
	START			
	20.983	34.599	42.191	
1	21.730	14.971	20.977	57.678
2	18.664	14.327	20.886	53.877
3	18.124	13.766	20.139	52.029
4	17.899	13.899	20.303	52.101
5	18.054	13.718	20.194	51.966
6	17.981	13.682	20.135	51.798
7	17.970	14.059	20.219	52.248
8	18.361	14.082	20.317	52.760
9	17.955	13.718	20.199	51.872
10	17.861	13.743	20.098	51.702
11	17.916	14.082	20.312	52.310
	FINISH			
12	18.128	13.870	20.277	52.275

272 RASCLE Hugo

		14.716	20.920	
	START			
	20.587	34.635	41.593	
	FINISH			

Grille / Grid	150	142	114	131	170	129	149	121	216	125	273	137	220	120	168	176	117	211	203	111	158	127	242	134	107	235	146	246	169	272	163	112	118
---------------	-----	-----	-----	-----	-----	-----	-----	-----	-----	-----	-----	-----	-----	-----	-----	-----	-----	-----	-----	-----	-----	-----	-----	-----	-----	-----	-----	-----	-----	-----	-----	-----	-----

	1	2	3	4	5	6	7	8	9	10	11	12	13	14	15	16	17	18	19	20	21	22	23	24	25	26	27	28	29	30	31	32	33	34
Départ / Start	150	142	114	170	131	129	149	121	216	125	273	128	220	137	168	120	117	176	203	158	211	111	127	242	134	107	235	146	272	246	163	118	112	
Tour / Lap 1	150	142	114	131	170	129	149	216	273	137	128	120	168	121	107	111	125	242	220	127	211	246	118	134	112	146	163	158	203					
Tour / Lap 2	150	142	114	131	170	129	149	273	137	216	128	168	120	121	107	111	125	220	242	211	127	118	134	246	112	146	163	203						
Tour / Lap 3	150	142	114	170	131	149	273	129	137	216	128	168	120	121	111	107	125	220	242	211	127	118	134	246	112	146	163	203						
Tour / Lap 4	150	142	170	131	114	273	137	129	149	128	216	168	120	121	111	125	107	220	211	118	134	246	127	146	112	163	242	203						
Tour / Lap 5	150	142	170	131	114	129	168	216	128	121	149	120	111	107	125	220	273	211	118	134	246	127	146	112	163	242	137	203						
Tour / Lap 6	150	142	131	170	114	168	129	216	128	121	149	111	120	107	220	125	273	211	118	134	246	127	146	112	242	163	137							
Tour / Lap 7	150	142	131	114	170	168	128	129	216	111	121	149	120	107	220	125	211	273	118	134	127	246	146	112	242	163	137							
Tour / Lap 8	150	142	114	131	170	168	128	216	111	129	149	107	120	121	220	125	211	127	246	134	146	112	242	163	137									
Tour / Lap 9	150	142	114	131	170	168	128	216	111	129	149	120	107	220	121	125	211	127	246	146	134	112	242	163	137									
Tour / Lap 10	150	142	114	131	170	168	128	216	111	149	129	120	220	107	125	121	211	127	246	146	134	112	242	163	137									
Tour / Lap 11	150	142	114	131	170	168	128	216	111	149	129	220	107	120	121	125	127	246	211	146	134	242	112	163	137									
Tour / Lap 12	150	142	114	131	170	168	128	111	216	149	107	220	129	120	125	121	127	246	146	211	134	242	112	137	163									

X30 Senior

(Sen) Race 2 - B

Classement / Classification

Cl ^t	N ^o	Concurrent	Pilote	Nat	Nat	Tours	Ecart	M.Tour	Vitesse	Pénalité	Points
Rnk	No.	Entrant	Driver			Laps	Gap	B.Lap	Speed	Penalty	
1	144	R Reproduction	LAY Gilian	FRA		12		51.511	87,77		88
2	124	Litchfield Motorsport	HASKETT Roman	GBR		12	+0.988	51.416	87,94		83
3	104	Evokart Srl	SOTIROPOULOS Fotis	GRE		12	+1.410	51.479	87,83	+3.000	79
4	203	Mattu Bastiano	MATTU Fabio	ITA		12	+1.411	51.518	87,76		76
5	151	AC Motorsport	FONTECHA MARTINEZ Laia	SPA		12	+2.329	51.639	87,56		74
6	266	Cappello Motorsport	CAPPELLO Christopher	FRA		12	+2.486	51.401	87,96		73
7	176	Ludo Racing	ARNAUD Hugo	FRA		12	+3.388	51.590	87,64		72
8	173	240 Racing	MARKIEWICZ Nicolas	FRA		12	+3.863	51.690	87,47		71
9	146	Braun Racing	ESCARTIN Orso	FRA		12	+3.965	51.633	87,57		70
10	147	Mc Mahon	MC MAHON Sean	IRL		12	+4.290	51.521	87,76		69
11	117	Team Zinner	HAUSSERMANN Justin	GER		12	+8.359	51.672	87,50		68
12	218	Duarte Paulo	DUARTE Luis	POR		12	+10.594	52.038	86,89		67
13	119	IM-Racing	LEHNER Norick	SUI		12	+10.728	51.834	87,23		66
14	158	Marserou	MARSEROU Vincent	FRA		12	+10.837	51.689	87,47		65
15	118	Mad-Croc Karting	OVASKA Tuisku	FIN		12	+11.001	51.902	87,11		64
16	211	Im-Racing	FELBER Alessandro	SUI		12	+12.191	51.987	86,97		63
17	235	SWRD	WING HOONG Chia	MYS		12	+12.375	51.705	87,44		62
18	208	RK Compétition	NOTARGIACOMO Johan	FRA		12	+12.621	51.709	87,44		61
19	246	Jetzer Ramona	JETZER Ramona	SUI		12	+17.799	51.691	87,47		60
20	165	Ludo Racing	POTAIN Jérémy	FRA		12	+20.038	52.127	86,74		59
21	141	Athens Kart Shop	GALANOPOULOS Efstratios	GRE		12	+21.569	52.144	86,71		58
22	148	NKS for racing	HOFMANN Sophie	GER		12	+22.071	52.004	86,94		57
23	272	Motor's	RASCLE Hugo	FRA		12	+22.308	52.516	86,09		56
24	171	Martinez Fedi Pablo	MARTINEZ CLAVELL Daniel	SPA		12	+24.211	51.760	87,35		55
25	103	Evokart Srl	GRADELLINI Manuel	ITA		12	+25.016	51.817	87,26		54
26	112	Motor's	DUC-GONINAZ Louis-Alexandre	FRA		12	+27.390	52.117	86,75	+10.000	53
27	134	RL-Competition	HOCHWIND Timo	GER		12	+29.616	51.540	87,72	+10.000	52
28	127	Vailati Lorenzo	VAILATI Lorenzo	ITA		12	+30.219	51.425	87,92	+10.000	51
29	177	AK-Racing	HEIM Philipp	GER		8	+4 Laps	52.465	86,18		50
30	237	PDB Racing Team	BARTELS Mike	NED		2	+10 Laps	56.675	79,78		49

Meilleur tour / Best lap: 266 CAPPELLO Christopher - 51.401

Exclus de la manifestation / Excluded from the event

139	Piselli Matteo	PISELLI Matteo	ITA	
-----	----------------	----------------	-----	--

N° 112 Pénalité 10 secondes / Time penalty of 10s : Carénage avant mal installé / Incorrectly installed front fairing

N° 104 Pénalité 3 secondes / Time penalty of 3s Rapport n° 36

Sortie partielle du couloir avant le départ / Partial exit of the corridor before the departure selon art. 2.20a

N° 127 Pénalité 10 secondes / Time penalty of 10s : ART. 2.24 Rapport n° 37

N° 139 Exclusion du meeting / Exclusion from the meeting : Exclusion du meeting / Exclusion from the meeting Rapport n° 45

Incident de course : Collision avec le pilote n°171

N° 134 Pénalité 10 secondes / Time penalty of 10s : ART. 2.24 Rapport n° 38

Incident de course : Collision avec le pilote n°128

X 30 CHALLENGE EUROPA 2016

X30 Senior

(Sen) Race 2 - B

Classement / Classification

Sous réserve du contrôle technique ou de fait sportif

Le Chronométrage

A handwritten signature in black ink, consisting of a stylized 'A' shape with a horizontal line extending to the right.

Affiché à

Le Président du Collège

Grille / Grid	132	116	263	102	239	172	157	136	217	104	205	106	221	151	223	140	165	215	124	144	173	147	237	194	103	171	119	218	139	174	266	177	208	148	141
---------------	-----	-----	-----	-----	-----	-----	-----	-----	-----	-----	-----	-----	-----	-----	-----	-----	-----	-----	-----	-----	-----	-----	-----	-----	-----	-----	-----	-----	-----	-----	-----	-----	-----	-----	-----

	1	2	3	4	5	6	7	8	9	10	11	12	13	14	15	16	17	18	19	20	21	22	23	24	25	26	27	28	29	30	31	32	33	34	35
Départ / Start	119	132	263	116	102	239	172	157	136	104	106	217	205	151	140	221	215	144	223	165	147	194	124	171	173	218	237	174	103	177	148	139	266	208	141
Tour / Lap 1	132	263	116	102	172	136	106	239	140	157	217	151	147	221	104	205	215	144	223	194	237	124	174	173	208	103	177	148	165	119	139	141	171	266	218
Tour / Lap 2	263	116	132	102	172	136	106	140	157	239	217	147	151	205	104	215	194	174	124	173	208	103	221	223	148	237	177	119	139	165	266	141	171	218	144
Tour / Lap 3	263	132	102	116	172	136	140	106	239	157	217	147	151	205	104	215	174	124	194	208	173	103	221	223	148	119	266	237	171	139	177	165	218	141	144
Tour / Lap 4	263	132	102	116	172	136	140	106	239	157	217	147	151	104	215	205	174	124	194	208	221	103	148	223	266	171	173	119	237	139	177	218	165	144	141
Tour / Lap 5	132	102	116	263	172	140	136	106	239	157	217	151	147	104	215	174	205	124	194	221	208	103	148	223	266	171	173	119	139	144	177	165			
Tour / Lap 6	132	102	116	263	172	140	136	106	239	217	157	151	147	104	215	174	205	124	194	221	208	103	148	266	171	223	173	119	139	144	165	177			
Tour / Lap 7	132	102	116	263	172	140	136	106	239	217	157	104	215	174	147	205	124	151	194	221	103	208	266	171	148	223	173	119	139	144	165	177			
Tour / Lap 8	132	102	116	263	172	140	136	106	239	217	104	157	215	174	205	147	124	151	194	221	103	208	266	171	223	148	119	173	139	144	165	177			
Tour / Lap 9	102	132	116	263	172	140	106	239	136	217	104	215	174	157	205	147	124	151	194	221	103	208	266	171	223	148	119	173	139	144	165	177			
Tour / Lap 10	102	132	116	263	172	140	239	106	136	104	217	215	174	205	157	147	124	151	194	221	103	208	266	171	223	119	173	144	165	177	148	139			
Tour / Lap 11	132	116	102	263	172	140	106	136	239	217	104	174	205	215	157	147	151	124	194	103	221	208	266	171	223	119	173	144	165	177	148				
Tour / Lap 12	132	116	102	263	172	140	106	136	239	104	217	174	215	147	157	205	151	124	194	103	221	266	208	171	223	119	173	144	165	177	148				

Tour	Secteur 1	Secteur 2	Secteur 3	Temps
Lap	Sector 1	Sector 2	Sector 3	Time
102 FRAÏSSE Vincent				
		14.155	20.383	
	START			
	22.195	27.746	36.737	
1	19.541	14.186	20.244	53.971
2	18.027	13.722	19.955	51.704
3	17.948	13.658	20.195	51.801
4	17.878	13.636	19.887	51.401
5	17.971	13.800	20.069	51.840
6	17.726	13.657	19.912	51.295
7	17.731	13.630	19.777	51.138
8	17.657	13.653	19.954	51.264
9	17.735	13.570	19.873	51.178
10	17.676	13.631	19.837	51.144
11	18.019			51.812
	FINISH			
12	17.823	13.781	20.427	52.031

Tour	Secteur 1	Secteur 2	Secteur 3	Temps
Lap	Sector 1	Sector 2	Sector 3	Time
103 GRADELLINI Manuel				
		15.667	21.865	
	START			
	19.246	24.375	32.719	
1	21.732	14.831	20.709	57.272
2	18.237	13.922	20.728	52.887
3	18.186			52.373
4	18.659	13.840	20.132	52.631
5	17.969	13.877	20.063	51.909
6	17.786	13.820	19.911	51.517
7	17.829	13.802	20.083	51.714
8	17.841	13.768	19.968	51.577
9	17.792	13.777	20.056	51.625
10	17.867	13.775	19.919	51.561
11	17.965			52.036
	FINISH			
12	17.824	13.739	20.026	51.589

Tour	Secteur 1	Secteur 2	Secteur 3	Temps
Lap	Sector 1	Sector 2	Sector 3	Time
104 SOTIROPOULOS Sotis				
		14.381	20.532	
	START			
	19.963	27.417	35.602	
1	21.244	14.009	20.390	55.643
2	18.657	14.024	20.709	53.390

Tour	Secteur 1	Secteur 2	Secteur 3	Temps
Lap	Sector 1	Sector 2	Sector 3	Time
3	18.105			52.214
4	17.990	13.785	19.924	51.699
5	17.942	13.787	19.906	51.635
6	17.922	13.718	19.845	51.485
7	17.986	13.706	19.914	51.606
8	17.893	13.632	19.921	51.446
9	17.865	13.612	19.915	51.392
10	17.842	13.659	20.022	51.523
11	17.990			52.555
	FINISH			
12	17.962	13.695	20.097	51.754

Tour	Secteur 1	Secteur 2	Secteur 3	Temps
Lap	Sector 1	Sector 2	Sector 3	Time
106 VON DANWITZ Hendrick				
		14.554	20.332	
	START			
	19.958	27.807	34.986	
1	19.684	13.893	20.553	54.130
2	18.379	13.866	19.984	52.229
3	18.025	13.856	20.314	52.195
4	17.922	13.769	20.042	51.733
5	17.980	13.812	19.974	51.766
6	17.902	13.806	19.955	51.663
7	17.843	13.825	19.966	51.634
8	17.854	13.803	19.915	51.572
9	17.840	14.238	20.065	52.143
10	17.824	13.984	20.404	52.212
11	17.967			52.037
	FINISH			
12	17.861	13.911	19.947	51.719

Tour	Secteur 1	Secteur 2	Secteur 3	Temps
Lap	Sector 1	Sector 2	Sector 3	Time
116 GARCIA Sylver				
		14.123	20.282	
	START			
	22.890	27.917	37.498	
1	19.247	13.969	20.034	53.250
2	18.107	13.754	20.129	51.990
3	17.964	14.006	20.475	52.445
4	17.905	13.667	19.891	51.463
5	17.948	13.809	20.230	51.987
6	17.733	13.655	19.753	51.141
7	17.713	13.670	19.880	51.263
8	17.718	13.646	19.774	51.138
9	17.725	13.638	19.946	51.309

X 30 CHALLENGE EUROPA 2016

X30 Senior

(Sen) Qualifying Heat A-D

Historique / Records

Tour	Secteur 1	Secteur 2	Secteur 3	Temps
Lap	Sector 1	Sector 2	Sector 3	Time
10	17.764	13.616	19.852	51.232
11	17.806			51.268
FINISH				
12	17.675	13.729	19.784	51.188

119 LEHNER Norick

START				
1		14.802	20.733	46h58:10.286
2	18.522	14.516	20.729	53.767
3	18.146			53.044
4	18.287	14.952	20.660	53.899
5	18.148	13.847	20.080	52.075
6	17.919	13.789	19.981	51.689
7	17.925	13.779	20.353	52.057
8	18.026	13.761	19.917	51.704
9	17.884	13.804	19.978	51.666
10	17.983	13.861	20.009	51.853
11	17.811			51.666
FINISH				
12	17.875	13.842	20.058	51.775

124 HASKETT Roman

		14.926	20.508	
START				
	19.124	27.147	33.711	
1	21.677	14.357	20.523	56.557
2	18.237	14.200	20.748	53.185
3	18.054			52.480
4	18.000	13.827	20.088	51.915
5	17.915	13.812	20.270	51.997
6	17.850	13.816	19.987	51.653
7	17.825	13.824	20.020	51.669
8	17.886	13.749	19.992	51.627
9	17.931	13.748	19.917	51.596
10	17.943	13.708	19.957	51.608
11	17.849			51.873
FINISH				
12	17.869	14.099	20.090	52.058

Tour	Secteur 1	Secteur 2	Secteur 3	Temps
Lap	Sector 1	Sector 2	Sector 3	Time

132 HODGSON Oliver

		14.188	20.390	
START				
	22.888	27.940	37.490	
1	18.754	14.021	20.179	52.954
2	18.080	13.956	20.609	52.645
3	17.977	13.786	20.224	51.987
4	17.792	13.713	19.897	51.402
5	17.794	13.782	19.992	51.568
6	17.755	13.731	19.911	51.397
7	17.700	13.703	19.867	51.270
8	17.697	13.706	19.883	51.286
9	17.680	13.700	20.128	51.508
10	17.715	13.624	19.797	51.136
11	17.691			51.149
FINISH				
12	17.652	13.672	19.781	51.105

136 CHANY Christopher

		14.253	20.225	
START				
	21.347	27.851	35.940	
1	19.520	14.060	20.653	54.233
2	18.228	13.861	19.916	52.005
3	18.017	13.840	19.929	51.786
4	18.007	13.771	19.974	51.752
5	17.992	13.871	20.355	52.218
6	17.904	13.776	19.886	51.566
7	17.947	13.694	19.964	51.605
8	17.936	13.738	20.020	51.694
9	17.946	14.285	20.427	52.658
10	17.911	13.792	20.291	51.994
11	18.224			52.378
FINISH				
12	17.909	13.791	20.011	51.711

139 PISELLI Matteo

		15.734	21.340	
--	--	---------------	---------------	--

X 30 CHALLENGE EUROPA 2016

X30 Senior

(Sen) Qualifying Heat A-D

Historique / Records

Tour	Secteur 1	Secteur 2	Secteur 3	Temps
Lap	Sector 1	Sector 2	Sector 3	Time
START				
	19.554	24.273	32.531	
1	21.684	15.238	21.027	57.949
2	18.513	14.615	20.592	53.720
3	18.133			53.683
4	18.729	14.453	20.512	53.694
5	18.427	13.923	20.071	52.421
6	17.898	13.829	19.985	51.712
7	17.882	13.756	20.052	51.690
8	18.029	13.814	19.936	51.779
9	17.864	13.821	19.975	51.660
10	18.124			2:05.599
FINISH				

140 CERIBELLA Anthony

	15.115	20.487		
START				
	19.609	28.108	33.381	
1	19.893	13.943	20.562	54.398
2	18.115	13.709	20.116	51.940
3	17.930	13.744	20.013	51.687
4	17.905	13.748	19.963	51.616
5	17.896	13.711	20.123	51.730
6	17.791	13.747	19.953	51.491
7	17.778	13.688	19.985	51.451
8	17.853	13.704	19.942	51.499
9	17.820	13.708	19.946	51.474
10	17.893	13.689	19.939	51.521
11	17.833			51.427
FINISH				
12	17.834	13.669	20.006	51.509

141 GALANOPOULOS Efstratios

	15.440	21.284		
START				
	20.073	24.214	31.218	
1	21.535	15.165	21.064	57.764
2	18.501	14.626	20.960	54.087
3	18.449			53.797

Tour	Secteur 1	Secteur 2	Secteur 3	Temps
Lap	Sector 1	Sector 2	Sector 3	Time
4	18.917	14.330	20.975	54.222
FINISH				

144 LAY Gilian

		14.661	20.531	
START				
	19.773	27.982	32.722	
1	21.046	14.097	20.326	55.469
2	18.621	21.713	20.491	1:00.825
3	18.040			52.012
4	18.004	14.023	20.724	52.751
5	18.098	14.381	20.544	53.023
6	17.950	13.749	20.088	51.787
7	17.874	13.711	20.055	51.640
8	17.877	13.727	20.049	51.653
9	17.874	13.722	20.081	51.677
10	17.814	14.124	20.242	52.180
11	17.877			51.684
FINISH				
12	17.919	13.726	20.096	51.741

147 MC MAHON Sean

		14.747	20.563	
START				
	19.752	27.946	32.594	
1	19.920	14.001	20.561	54.482
2	18.576	13.907	20.195	52.678
3	17.998			52.300
4	17.894	13.806	20.070	51.770
5	17.876	13.814	20.232	51.922
6	17.925	13.814	20.112	51.851
7	18.907	13.820	20.464	53.191
8	17.859	13.685	20.239	51.783
9	17.915	13.830	19.882	51.627
10	17.802	13.834	19.889	51.525
11	17.905			51.655
FINISH				
12	17.922	14.030	20.365	52.317

X 30 CHALLENGE EUROPA 2016

X30 Senior

(Sen) Qualifying Heat A-D

Historique / Records

Tour	Secteur 1	Secteur 2	Secteur 3	Temps
Lap	Sector 1	Sector 2	Sector 3	Time

148 HOFMANN Sophie

		15.498	21.412	
	START			
	19.637	25.584	30.806	
1	21.702	15.140	20.720	57.562
2	18.654	14.196	20.465	53.315
3	18.346			52.458
4	18.221	14.056	20.159	52.436
5	18.163	13.895	20.442	52.500
6	18.030	14.054	20.143	52.227
7	18.109	13.924	20.806	52.839
8	18.362	13.897	20.134	52.393
9	18.094	13.880	20.043	52.017
10	18.394			1:17.737
11	18.343			52.683
	FINISH			
12	18.102	14.058	20.192	52.352

151 FONTECHA MARTINEZ Laia

		14.804	20.363	
	START			
	19.838	27.637	34.631	
1	20.263	13.918	20.744	54.925
2	18.498	14.263	20.287	53.048
3	18.073			52.224
4	17.939	13.690	20.105	51.734
5	17.927	13.700	19.937	51.564
6	18.002	13.741	20.268	52.011
7	20.269	14.091	20.461	54.821
8	17.994	13.738	19.921	51.653
9	17.892	13.703	19.942	51.537
10	17.958	13.648	19.978	51.584
11	17.912			51.594
	FINISH			
12	17.842	14.013	20.021	51.876

157 COUT Anthony

		14.305	20.319	
--	--	--------	--------	--

Tour	Secteur 1	Secteur 2	Secteur 3	Temps
Lap	Sector 1	Sector 2	Sector 3	Time

	START			
	21.195	28.332	35.763	
1	20.305	13.946	20.843	55.094
2	18.366	13.896	20.241	52.503
3	18.062	14.093	20.137	52.292
4	17.932	13.726	20.058	51.716
5	18.105	13.776	20.054	51.935
6	18.240	13.762	20.213	52.215
7	17.996	13.752	20.090	51.838
8	17.885	13.760	20.197	51.842
9	17.961	13.797	20.766	52.524
10	17.923	14.007	20.090	52.020
11	17.908			51.680
	FINISH			
12	17.942	14.255	20.383	52.580

165 POTAIN Jérémy

		15.032	20.423	
	START			
	19.302	27.831	34.151	
1	22.115	15.362	21.082	58.559
2	18.599	14.328	21.297	54.224
3	18.328			53.841
4	18.832	14.438	20.883	54.153
5	18.165	14.594	20.779	53.538
6	18.104	13.915	20.387	52.406
7	17.857	13.751	19.914	51.522
8	17.790	13.908	19.984	51.682
9	17.871	13.839	19.999	51.709
10	17.978	13.928	20.103	52.009
11	17.926			51.861
	FINISH			
12	17.842	13.873	20.117	51.832

171 MARTINEZ CLAVELL Daniel

		15.581	20.930	
	START			
	18.777	27.491	31.909	
1	23.112	14.841	21.005	58.958

X 30 CHALLENGE EUROPA 2016

X30 Senior

(Sen) Qualifying Heat A-D

Historique / Records

Tour Lap	Secteur 1 Sector 1	Secteur 2 Sector 2	Secteur 3 Sector 3	Temps Time
2	18.489	14.536	21.000	54.025
3	18.027			52.959
4	18.172	14.375	20.092	52.639
5	17.925	13.753	19.922	51.600
6	17.824	13.794	19.976	51.594
7	17.840	13.815	20.121	51.776
8	17.832	13.593	19.949	51.374
9	17.847	13.643	19.970	51.460
10	17.742	13.817	20.023	51.582
11	17.827			51.414
FINISH				
12	17.810	13.792	20.281	51.883

172 ROBINSON Saul Ryker

		14.207	20.453	
START				
	20.115	27.091	36.215	
1	19.196	14.243	20.700	54.139
2	18.100	13.785	20.097	51.982
3	17.946	13.840	19.972	51.758
4	17.878	13.804	20.002	51.684
5	17.801	13.772	20.068	51.641
6	17.891	13.712	20.059	51.662
7	17.859	13.675	19.974	51.508
8	17.817	13.698	19.992	51.507
9	17.752	13.737	19.920	51.409
10	17.857	13.696	19.940	51.493
11	17.821			51.592
FINISH				
12	17.811	13.772	19.986	51.569

173 MARKIEWICZ Nicolas

		15.079	20.466	
START				
	19.074	27.073	33.529	
1	21.628	14.782	20.544	56.954
2	18.223	14.157	20.460	52.840
3	18.065			52.939
4	20.854	14.813	20.711	56.378

Tour Lap	Secteur 1 Sector 1	Secteur 2 Sector 2	Secteur 3 Sector 3	Temps Time
5	18.105	13.802	20.098	52.005
6	17.920	13.731	20.002	51.653
7	17.933	13.843	20.401	52.177
8	18.337	13.760	19.982	52.079
9	17.894	13.796	19.963	51.653
10	18.224	13.947	20.061	52.232
11	17.897			51.748
FINISH				
12	17.942	13.906	20.112	51.960

174 GIBIER Sébastien

		15.643	21.207	
START				
	18.515	27.143	31.120	
1	20.996	14.525	20.926	56.447
2	18.113	14.364	20.256	52.733
3	17.978			52.058
4	17.809	13.703	20.060	51.572
5	17.810	13.876	20.012	51.698
6	17.743	13.690	20.079	51.512
7	17.776	13.692	19.997	51.465
8	17.787	13.690	19.929	51.406
9	17.706	13.643	20.107	51.456
10	17.775	13.660	19.998	51.433
11	17.790			51.654
FINISH				
12	18.313	13.841	20.087	52.241

177 HEIM Philipp

		15.549	21.490	
START				
	19.555	25.811	30.959	
1	21.776	14.862	20.926	57.564
2	18.678	14.279	21.129	54.086
3	18.222			54.131
4	18.912	14.308	20.607	53.827
5	18.463	14.604	20.866	53.933
6	18.069	13.971	20.678	52.718
7	18.056	13.903	20.311	52.270

X 30 CHALLENGE EUROPA 2016

X30 Senior

(Sen) Qualifying Heat A-D

Historique / Records

Tour	Secteur 1	Secteur 2	Secteur 3	Temps
Lap	Sector 1	Sector 2	Sector 3	Time
8	18.115	14.107	20.419	52.641
9	18.093	13.871	20.229	52.193
10	18.018	13.893	20.432	52.343
11	18.110			52.431
FINISH				
12	18.022	13.900	20.314	52.236

194 VIAN Jason

		14.997	20.778	
START				
	19.099	27.838	32.081	
1	21.125	14.338	20.447	55.910
2	18.229	14.618	20.594	53.441
3	18.023			53.278
4	17.960	13.754	20.046	51.760
5	17.925	13.755	20.242	51.922
6	17.906	13.779	20.018	51.703
7	17.873	13.745	20.221	51.839
8	17.929	13.886	19.993	51.808
9	17.875	13.773	20.300	51.948
10	17.893	13.667	20.121	51.681
11	17.970			51.743
FINISH				
12	17.883	13.783	19.902	51.568

205 MARION Aurélien

		14.968	20.259	
START				
	19.568	28.087	35.140	
1	21.178	13.984	20.358	55.520
2	18.707	14.125	20.256	53.088
3	18.104			52.229
4	18.255	14.170	20.210	52.635
5	17.954	14.211	20.140	52.305
6	17.823	13.667	20.017	51.507
7	18.167	13.679	19.867	51.713
8	17.814	13.665	19.838	51.317
9	17.872	13.661	19.839	51.372
10	17.889	13.834	19.791	51.514

Tour	Secteur 1	Secteur 2	Secteur 3	Temps
Lap	Sector 1	Sector 2	Sector 3	Time
11	17.774			51.442
FINISH				
12	18.243	14.199	20.914	53.356

208 NOTARGIACOMO Johan

		15.404	21.299	
START				
	20.535	23.381	31.686	
1	21.078	14.610	20.741	56.429
2	18.269	13.944	20.814	53.027
3	18.130			52.311
4	18.043	13.812	20.152	52.007
5	17.934	14.027	20.312	52.273
6	17.921	13.771	20.136	51.828
7	18.302	13.790	20.206	52.298
8	18.008	13.761	20.142	51.911
9	17.936	13.769	20.187	51.892
10	18.005	13.788	20.131	51.924
11	17.932			51.849
FINISH				
12	17.902	13.889	20.654	52.445

215 LOUSSIER Paul

		15.089	20.380	
START				
	19.699	27.970	33.162	
1	21.000	14.024	20.290	55.314
2	18.639	13.879	20.945	53.463
3	17.986			52.020
4	18.147	13.867	20.007	52.021
5	17.848	13.719	19.965	51.532
6	17.880	13.768	19.908	51.556
7	18.026	13.662	19.857	51.545
8	17.822	13.750	20.008	51.580
9	17.837	13.673	20.101	51.611
10	17.885	13.689	19.954	51.528
11	17.878			52.284
FINISH				
12	18.179	14.001	20.458	52.638

X 30 CHALLENGE EUROPA 2016

X30 Senior

(Sen) Qualifying Heat A-D

Historique / Records

Tour	Secteur 1	Secteur 2	Secteur 3	Temps
Lap	Sector 1	Sector 2	Sector 3	Time

217 GRINWIS Rowan

		14.270	20.514	
	START			
	20.275	28.263	35.428	
1	19.744	13.954	21.254	54.952
2	18.449	14.008	20.150	52.607
3	18.074	14.028	20.203	52.305
4	17.891	13.856	20.050	51.797
5	17.945	13.796	19.957	51.698
6	17.964	13.818	20.014	51.796
7	17.841	13.790	20.086	51.717
8	17.820	13.797	19.935	51.552
9	17.756	13.866	20.017	51.639
10	17.809	13.854	20.203	51.866
11	18.054			52.212
	FINISH			
12	18.028	13.798	20.255	52.081

218 DUARTE Luis

		15.533	20.891	
	START			
	19.249	27.535	31.281	
1	24.309	14.364	20.715	59.388
2	18.278	14.453	20.912	53.643
3	18.426			53.451
4	18.772	14.504	20.569	53.845
	FINISH			

221 NÄSCHER Patrick

		14.727	20.461	
	START			
	19.536	28.013	35.116	
1	20.503	13.883	20.547	54.933
2	18.643	14.035	23.579	56.257
3	18.161			52.419
4	18.143	13.692	20.014	51.849
5	17.865	13.738	20.103	51.706

Tour	Secteur 1	Secteur 2	Secteur 3	Temps
Lap	Sector 1	Sector 2	Sector 3	Time

6	17.836	13.710	20.032	51.578
7	17.837	13.722	20.170	51.729
8	17.852	13.862	20.041	51.755
9	17.890	13.735	20.264	51.889
10	17.935	13.690	20.044	51.669
11	18.293			52.313
	FINISH			
12	17.905	13.835	20.166	51.906

223 VECCHIO Federico

		15.068	20.563	
	START			
	19.128	28.081	34.487	
1	21.184	14.358	20.425	55.967
2	18.226	16.576	20.765	55.567
3	18.143			52.189
4	19.453	13.874	20.062	53.389
5	17.937	13.926	20.723	52.586
6	18.121	13.858	20.701	52.680
7	17.933	13.808	20.195	51.936
8	17.980	13.693	20.009	51.682
9	17.830	13.766	19.901	51.497
10	17.804	13.739	19.799	51.342
11	17.827			51.586
	FINISH			
12	17.835	13.728	20.060	51.623

237 BARTELS Mike

		15.332	20.839	
	START			
	18.797	26.748	33.088	
1	21.022	14.439	20.497	55.958
2	18.426	16.320	20.855	55.601
3	18.306			54.144
4	18.834	14.371	20.532	53.737
	FINISH			

X 30 CHALLENGE EUROPA 2016

X30 Senior

(Sen) Qualifying Heat A-D

Historique / Records

Tour	Secteur 1	Secteur 2	Secteur 3	Temps
Lap	Sector 1	Sector 2	Sector 3	Time

239 SALVATORE Benjamin

		14.106	20.370	
	START			
	21.565	27.537	36.886	
1	18.987	14.829	21.204	55.020
2	18.498	14.061	20.295	52.854
3	18.083	13.823	20.051	51.957
4	17.882	13.737	20.145	51.764
5	17.841	13.841	20.086	51.768
6	17.781	13.738	19.957	51.476
7	17.788	13.702	20.046	51.536
8	17.713	13.698	19.953	51.364
9	17.762	13.943	20.169	51.874
10	17.784	13.769	20.417	51.970
11	18.158			52.920
	FINISH			
12	17.903	13.812	20.086	51.801

263 DI CORI Alessandro

		14.262	20.502	
	START			
	21.472	27.867	37.364	
1	18.853	13.974	20.257	53.084
2	18.094	13.756	20.195	52.045
3	17.923	13.812	20.056	51.791
4	17.903	13.810	20.092	51.805
5	18.084	14.034	20.474	52.592
6	17.791	13.665	19.963	51.419
7	17.718	13.657	19.873	51.248
8	17.659	13.708	19.913	51.280
9	17.680	13.639	19.771	51.090
10	17.747	13.629	19.820	51.196
11	17.713			51.317
	FINISH			
12	17.757	13.774	20.428	51.959

266 CAPPELLO Christopher

		15.412	21.169	
--	--	--------	--------	--

Tour	Secteur 1	Secteur 2	Secteur 3	Temps
Lap	Sector 1	Sector 2	Sector 3	Time

	START			
	19.826	24.056	32.248	
1	21.774	15.459	20.993	58.226
2	18.413	14.500	20.610	53.523
3	17.960			52.811
4	18.258	14.128	20.117	52.503
5	18.032	13.762	19.962	51.756
6	17.845	13.820	20.075	51.740
7	17.906	13.789	20.060	51.755
8	17.794	13.743	19.846	51.383
9	17.911	13.754	19.885	51.550
10	17.767	13.690	19.854	51.311
11	17.860			51.525
	FINISH			
12	17.769	13.785	20.325	51.879

Cl	N°	Concurrent	Pilote	Nat	Nat	Tours	Ecart	M.Tour	Vitesse	Points
Rnk	No.	Entrant	Driver			Laps	Gap	B.Lap	Speed	
1	132	PF International	HODGSON Oliver	GBR		12		51.099	88,48	0
2	142	Russo Vittorio Maria	RUSSO Vittorio Maria	ITA		12	+0.287	51.147	88,40	2
3	263	Di Cori Massimo	DI CORI Alessandro	ITA		12	+2.013	51.262	88,20	3
4	131	Team NKS	PAUL Maximilian	GER		12	+2.438	51.350	88,05	4
5	129	Idéal Kart	BEAUMANN David	FRA		12	+5.150	51.556	87,70	5
6	220	Pinto Eduardo	PINTO Diogo	POR		12	+6.499	51.426	87,92	6
7	121	Kart Shop 67	THOMASSIN Bryan	FRA		12	+6.703	51.587	87,64	7
8	205	Marion Aurélien	MARION Aurélien	FRA		12	+6.848	51.400	87,96	8
9	273	LTP Compétition	VAN DER LAAN Mauricio	SPA		12	+7.683	51.472	87,84	9
10	168	RK Compétition	BONNETTO Romain	FRA		12	+9.387	51.407	87,95	10
11	221	Nascher Patrick	NÄSCHER Patrick	LIE		12	+10.240	51.729	87,40	11
12	157	Braun Racing	COUT Anthony	FRA		12	+10.581	51.650	87,54	12
13	203	Mattu Bastiano	MATTU Fabio	ITA		12	+10.891	51.533	87,74	13
14	124	Litchfield Motorsport	HASKETT Roman	GBR		12	+11.193	51.488	87,81	14
15	242	Tenorio octavio	TENORIO Kevin	SPA		12	+16.630	52.085	86,81	15
16	146	Braun Racing	ESCARTIN Orso	FRA		12	+16.778	51.791	87,30	16
17	118	Mad-Croc Karting	OVASKA Tuisku	FIN		12	+17.327	51.719	87,42	17
18	103	Evokart Srl	GRADELLINI Manuel	ITA		12	+18.518	51.644	87,55	18
19	173	240 Racing	MARKIEWICZ Nicolas	FRA		12	+20.973	51.764	87,35	19
20	266	Cappello Motorsport	CAPPELLO Christopher	FRA		12	+21.818	51.689	87,47	20
21	165	Ludo Racing	POTAIN Jérémy	FRA		12	+21.993	51.750	87,37	21
22	107	Top-Kart Germany	STEFFEN Simon	GER		5	+7 Laps	52.039	86,88	22
23	237	PDB Racing Team	BARTELS Mike	NED		4	+8 Laps	51.972	87,00	23
24	223	Scuderia PCR	VECCHIO Federico	ITA		4	+8 Laps	52.297	86,46	24
25	239	GTS Karting	SALVATORE Benjamin	FRA		3	+9 Laps	52.912	85,45	25
26	119	IM-Racing	LEHNER Norick	SUI		1	+11 Laps	1:04.346	70,27	26
27	163	Hublet	HUBLET Axel	FRA		1	+11 Laps	1:27.817	51,48	27
28	139	Piselli Matteo	PISELLI Matteo	ITA		1	+11 Laps	2:53.565	26,05	28
29	125	JRK	JAYNE Kévin	FRA			+12 Laps			29
30	117	Team Zinner	HAUSSERMANN Justin	GER			+12 Laps			30
31	208	RK Compétition	NOTARGIACOMO Johan	FRA			+12 Laps			31

Meilleur tour / Best lap: 132 HODGSON Oliver - 51.099

Pas un tour / No lap

117	Team Zinner	HAUSSERMANN Justin	GER							30
125	JRK	JAYNE Kévin	FRA							29
208	RK Compétition	NOTARGIACOMO Johan	FRA							31

Abandons / DNFs

169	Barile Giuseppe	BARILE Saverio	ITA							37
-----	-----------------	----------------	-----	--	--	--	--	--	--	----

Exclu de la manche / Excluded

141	Athens Kart Shop	GALANOPOULOS Efstratios	GRE							
158	Marserou	MARSEROU Vincent	FRA							
217	PDB Racing Team	GRINWIS Rowan	NED							

X 30 CHALLENGE EUROPA 2016

X30 Senior

(Sen) Qualifying Heat A-C

Classement / Classification

N° 158 Exclusion de la manche / Exclusion from the heat Rapport n° 20

Non respect du drapeau jaune / Non compliance with the yellow flag

N° 217 Exclusion de la manche / Exclusion from the heat Rapport n° 21

Incident de course : Collision avec le pilote n°213 selon 2.24

N° 141 Exclusion de la manche / Exclusion from the heat Rapport n° 22

Poids non-conforme / Non-corresponding weight (161,5 pour 162 kg poids de la catégorie)

Sous réserve du contrôle technique ou de fait sportif

Le Chronométrage



Affiché à

Le Président du Collège

Tour	Secteur 1	Secteur 2	Secteur 3	Temps
Lap	Sector 1	Sector 2	Sector 3	Time

103 GRADELLINI Manuel

	15.218	21.728		
	START			
	19.988	25.733	35.157	
1	20.804			58.043
2	18.168	13.969	20.655	52.792
3	18.022	13.898	20.116	52.036
4	18.121			52.322
5	22.281	14.305	20.415	57.001
6	17.981			51.790
7	17.936			51.837
8	17.902	13.952	20.838	52.692
9	17.976	13.913	20.063	51.952
10	17.849	13.821	19.974	51.644
11	18.003	13.833	20.187	52.023
	FINISH			
12	17.837	13.850	20.164	51.851

107 STEFFEN Simon

	15.149	21.682		
	START			
	20.131	26.078	34.548	
1	20.644			57.559
2	18.323	13.917	20.142	52.382
3	18.019	13.813	20.207	52.039
4	18.079			52.946
5	21.580	16.309	26.532	1:04.421
	FINISH			

117 HAUSSERMANN Justin

	15.349	21.321		
	START			
	FINISH			

118 OVASKA Tuisku

	15.343	21.679		
	START			
	20.271	26.077	33.774	
1	20.913			57.941
2	18.248	14.384	20.396	53.028

Tour	Secteur 1	Secteur 2	Secteur 3	Temps
Lap	Sector 1	Sector 2	Sector 3	Time

3	18.016	13.957	20.121	52.094
4	18.062			52.069
5	20.743	14.288	20.139	55.170
6	18.015			51.971
7	17.982			52.468
8	18.008	13.929	20.095	52.032
9	17.999	13.926	19.979	51.904
10	17.896	13.855	19.968	51.719
11	17.803	13.854	20.109	51.766
	FINISH			
12	17.857	13.899	20.112	51.868

119 LEHNER Norick

	16.184	21.795		
	START			
	20.232	24.549	34.875	
1	20.752			1:04.346
	FINISH			

121 THOMASSIN Bryan

	14.822	20.566		
	START			
	20.440	29.608	37.791	
1	19.339			53.720
2	18.167	13.863	20.750	52.780
3	18.267	13.832	20.082	52.181
4	17.866			51.745
5	18.234	13.690	19.940	51.864
6	17.846			51.883
7	17.994			51.764
8	17.791	13.819	19.977	51.587
9	17.801	13.848	20.056	51.705
10	17.907	13.774	20.008	51.689
11	17.793	13.791	20.096	51.680
	FINISH			
12	18.161	14.084	20.858	53.103

124 HASKETT Roman

	15.482	20.913		
	START			
	22.566	25.606	35.630	

X 30 CHALLENGE EUROPA 2016

X30 Senior

(Sen) Qualifying Heat A-C

Historique / Records

Tour Lap	Secteur 1 Sector 1	Secteur 2 Sector 2	Secteur 3 Sector 3	Temps Time
1	20.414			56.052
2	18.470	14.003	20.303	52.776
3	18.031	13.823	20.514	52.368
4	18.228			53.109
5	18.215	13.818	20.122	52.155
6	18.239			52.135
7	17.897			51.729
8	17.919	13.813	20.021	51.753
9	17.912	13.808	20.296	52.016
10	17.878	13.792	20.023	51.693
11	17.811	13.789	19.888	51.488
FINISH				
12	17.968	13.837	20.037	51.842

125 JAYNE Kévin

	14.691	20.514		
START				
	20.485	29.308	37.577	
FINISH				

129 BEAUMANN David

	14.930	20.588		
START				
	20.268	29.465	38.147	
1	19.342			53.658
2	18.258	14.082	20.307	52.647
3	18.094	13.797	20.038	51.929
4	17.961			52.131
5	17.950	13.682	19.989	51.621
6	17.940			52.209
7	17.988			51.668
8	17.897	13.727	19.932	51.556
9	17.866	13.763	19.968	51.597
10	17.888	13.723	19.954	51.565
11	17.884	13.966	20.224	52.074
FINISH				
12	17.952	13.763	19.948	51.663

Tour Lap	Secteur 1 Sector 1	Secteur 2 Sector 2	Secteur 3 Sector 3	Temps Time
-------------	-----------------------	-----------------------	-----------------------	---------------

131 PAUL Maximilian

		14.447	20.482	
START				
	20.287	30.075	38.245	
1	19.286			53.466
2	18.194	13.921	20.267	52.382
3	18.033	13.851	20.038	51.922
4	17.968			51.732
5	17.916	13.722	20.014	51.652
6	17.785			51.491
7	17.836			51.505
8	17.836	13.765	19.921	51.522
9	17.784	13.786	20.342	51.912
10	17.827	13.704	19.919	51.450
11	17.789	13.698	19.863	51.350
FINISH				
12	17.813	13.698	19.872	51.383

132 HODGSON Oliver

		14.496	20.692	
START				
	21.625	29.425	38.938	
1	19.030			53.179
2	18.040	13.933	20.260	52.233
3	18.015	13.857	20.281	52.153
4	17.918			51.585
5	17.920	13.756	19.929	51.605
6	17.802			51.526
7	17.815			51.384
8	17.740	13.657	19.810	51.207
9	17.708	13.655	19.843	51.206
10	17.686	13.664	19.812	51.162
11	17.690	13.625	19.784	51.099
FINISH				
12	17.598	13.741	19.799	51.138

139 PISELLI Matteo

	14.783	21.074		
--	--------	--------	--	--

X 30 CHALLENGE EUROPA 2016

X30 Senior

(Sen) Qualifying Heat A-C

Historique / Records

Tour	Secteur 1	Secteur 2	Secteur 3	Temps
Lap	Sector 1	Sector 2	Sector 3	Time
START				
	18.574	20.080	34.580	
1	21.108	16.092	2:16.365	2:53.565
FINISH				

141 GALANOPOULOS Efstratios

		14.857	21.528	
START				
	20.804	25.188	33.469	
1	20.805			1:01.357
2	18.188	13.899	20.220	52.307
3	18.053	13.879	20.085	52.017
4	17.814			51.585
5	18.952	14.367	20.680	53.999
6	18.035			52.441
7	17.958	13.919	19.983	51.860
8	17.961	13.992	20.484	52.437
9	18.551	13.836	20.503	52.890
10	18.310	13.922	20.183	52.415
11	17.859	13.745	19.941	51.545
FINISH				
12	17.709	13.959	20.467	52.135

142 RUSSO Vittorio Maria

		14.936	20.686	
START				
	21.645	29.846	38.623	
1	18.890			52.998
2	18.148	14.271	20.236	52.655
3	18.108	13.680	20.045	51.833
4	17.898			51.603
5	17.912	14.018	19.982	51.912
6	17.848			51.516
7	17.826			51.375
8	17.790	13.619	19.812	51.221
9	17.787	13.569	19.820	51.176
10	17.780	13.582	19.857	51.219
11	17.747	13.590	19.810	51.147
FINISH				

Tour	Secteur 1	Secteur 2	Secteur 3	Temps
Lap	Sector 1	Sector 2	Sector 3	Time
12	17.712	13.609	19.834	51.155

146 ESCARTIN Orso

		15.013	21.707	
START				
	20.641	25.890	34.185	
1	21.596			58.644
2	18.292	14.036	20.306	52.634
3	18.088	13.830	20.103	52.021
4	18.089			52.008
5	19.856	14.040	20.224	54.120
6	18.454			52.583
7	18.071			52.110
8	17.915	13.837	20.048	51.800
9	17.918	13.843	20.077	51.838
10	17.936	13.841	20.107	51.884
11	17.928	13.808	20.055	51.791
FINISH				
12	17.944	14.073	20.575	52.592

157 COUT Anthony

		14.719	20.697	
START				
	20.485	29.178	37.981	
1	20.568			55.300
2	18.318	13.871	20.206	52.395
3	18.243	14.811	20.825	53.879
4	18.020			52.546
5	18.029	14.112	20.140	52.281
6	17.982			52.308
7	17.986			52.252
8	17.907	13.791	20.056	51.754
9	17.925	13.766	20.019	51.710
10	17.866	13.799	20.051	51.716
11	17.914	13.762	20.017	51.693
FINISH				
12	17.883	13.770	19.997	51.650

X 30 CHALLENGE EUROPA 2016

X30 Senior

(Sen) Qualifying Heat A-C

Historique / Records

Tour	Secteur 1	Secteur 2	Secteur 3	Temps
Lap	Sector 1	Sector 2	Sector 3	Time

158 MARSEROU Vincent

		14.642	20.936	
	START			
	20.497	22.265	34.992	
1	20.680			1:01.768
2	18.159	13.993	20.251	52.403
3	18.123	13.908	20.165	52.196
4	17.982			52.009
5	18.981	14.435	20.026	53.442
6	18.017			51.904
7	17.891			51.906
8	18.044	13.829	20.027	51.900
9	17.946	13.842	19.984	51.772
10	17.858	13.874	20.060	51.792
11	17.935	13.810	19.891	51.636
	FINISH			
12	17.860	13.910	20.353	52.123

163 HUBLET Axel

		15.177	22.191	
	START			
	20.271	26.055	33.877	
1	33.697	24.946	29.174	1:27.817
	FINISH			

165 POTAIN Jérémy

		15.328	21.210	
	START			
	19.271	28.703	36.257	
1	20.685			56.766
2	18.374	14.256	20.154	52.784
3	18.030	14.072	20.134	52.236
4	18.299			53.903
5	24.952	14.364	20.668	59.984
6	18.224			52.248
7	17.969	13.835	20.075	51.879
8	17.964	13.844	20.153	51.961

Tour	Secteur 1	Secteur 2	Secteur 3	Temps
Lap	Sector 1	Sector 2	Sector 3	Time

9	17.950	13.864	20.073	51.887
10	17.983	13.796	20.013	51.792
11	17.881	13.788	20.081	51.750
	FINISH			
12	17.962	14.063	20.840	52.865

168 BONNETTO Romain

		15.065	20.565	
	START			
	20.119	29.536	35.980	
1	20.568			55.907
2	18.174	13.992	20.603	52.769
3	17.976	14.114	20.790	52.880
4	18.013			52.541
5	17.956	14.121	20.087	52.164
6	17.903			52.236
7	18.004			51.946
8	17.844	13.757	20.006	51.607
9	17.843	13.718	19.946	51.507
10	17.780	13.770	19.962	51.512
11	17.766	13.724	19.988	51.478
	FINISH			
12	17.802	13.628	19.977	51.407

173 MARKIEWICZ Nicolas

		15.357	20.985	
	START			
	21.489	26.622	35.477	
1	20.925			1:01.976
2	18.344	14.010	20.465	52.819
3	18.205	14.079	20.321	52.605
4	18.167			52.218
5	18.566	14.152	20.702	53.420
6	17.999			51.980
7	17.972	13.754	20.132	51.858
8	17.920	14.207	20.331	52.458
9	18.042	13.996	20.570	52.608
10	17.914	13.793	20.057	51.764
11	17.936	13.826	20.225	51.987

X 30 CHALLENGE EUROPA 2016

X30 Senior

(Sen) Qualifying Heat A-C

Historique / Records

Tour	Secteur 1	Secteur 2	Secteur 3	Temps
Lap	Sector 1	Sector 2	Sector 3	Time
FINISH				
12	17.927	14.050	21.113	53.090

203 MATTU Fabio

		15.674	21.026	
START				
	20.183	28.571	35.000	
1	20.440			56.394
2	18.171	13.954	20.044	52.169
3	18.041	13.926	20.785	52.752
4	18.545			53.684
5	18.235	13.850	19.974	52.059
6	18.082			52.046
7	17.891			51.696
8	17.905	13.870	20.014	51.789
9	17.875	13.776	19.960	51.611
10	17.823	13.798	19.912	51.533
11	17.825	13.829	19.972	51.626
FINISH				
12	17.957	13.799	19.953	51.709

205 MARION Aurélien

		14.882	20.477	
START				
	20.150	28.824	37.343	
1	20.508			55.726
2	18.168	14.099	20.167	52.434
3	18.022			52.571
4	17.929		1:12.364	51.979
5	18.008	13.814	19.988	51.810
6	18.018			51.781
7	18.006			51.847
8	17.925	13.723	19.917	51.565
9	17.834	13.726	19.940	51.500
10	17.830	13.725	19.960	51.515
11	17.871	13.708	19.821	51.400
FINISH				
12	17.837	13.704	19.859	51.400

Tour	Secteur 1	Secteur 2	Secteur 3	Temps
Lap	Sector 1	Sector 2	Sector 3	Time

208 NOTARGIACOMO Johan

		15.344	21.981	
START				
	20.661	25.144	33.594	
FINISH				

217 GRINWIS Rowan

		14.793	20.452	
START				
	20.423	29.185	37.568	
1	20.656			55.671
2	18.196	13.873	20.195	52.264
3	18.118			52.551
4	18.053		1:14.830	54.572
5	24.971	14.172	20.427	59.570
6	18.033			52.034
7	17.929	13.795	20.050	51.774
8	17.893	13.763	20.512	52.168
9	18.098	13.876	20.558	52.532
10	18.011	13.815	19.961	51.787
11	17.908	13.956	20.044	51.908
FINISH				
12	17.903	14.022	20.198	52.123

220 PINTO Diogo

		15.014	20.572	
START				
	19.775	29.194	36.732	
1	19.863			54.838
2	18.096	13.861	20.177	52.134
3	17.966			51.779
4	17.921		1:11.587	51.529
5	17.877	13.622	19.927	51.426
6	17.919			51.767
7	17.880			51.732
8	17.813	13.786	19.975	51.574
9	17.868	14.043	20.104	52.015

X 30 CHALLENGE EUROPA 2016

X30 Senior

(Sen) Qualifying Heat A-C

Historique / Records

Tour	Secteur 1	Secteur 2	Secteur 3	Temps
Lap	Sector 1	Sector 2	Sector 3	Time
10	17.866	13.664	20.052	51.582
11	17.757	13.752	20.179	51.688
FINISH				
12	18.575	14.015	20.540	53.130

Tour	Secteur 1	Secteur 2	Secteur 3	Temps
Lap	Sector 1	Sector 2	Sector 3	Time
1	20.899			57.477
2	18.246	13.910	20.193	52.349
3	17.964	13.852	20.156	51.972
4	18.063			52.427
FINISH				

221 NÄSCHER Patrick

		14.940	20.521	
START				
	20.103	29.315	36.898	
1	20.477			55.949
2	18.141	13.861	20.398	52.400
3	17.985	14.261	20.603	52.849
4	18.069			52.517
5	18.034	13.824	20.157	52.015
6	17.944			51.931
7	17.918			51.830
8	17.869	13.773	20.149	51.791
9	17.875	13.814	20.143	51.832
10	17.922	13.989	20.110	52.021
11	17.848	13.752	20.129	51.729
FINISH				
12	17.891	13.782	20.070	51.743

239 SALVATORE Benjamin

		14.389	20.479	
START				
	20.555	29.427	38.508	
1	20.400			54.982
2	18.584	14.115	20.213	52.912
3	18.266			53.263
FINISH				

242 TENORIO Kevin

		14.754	20.920	
START				
	21.527	26.620	35.113	
1	20.500			57.354
2	18.169	13.947	20.148	52.264
3	18.035	13.859	20.508	52.402
4	18.065			52.940
5	19.129	14.042	20.306	53.477
6	18.066			52.287
7	18.040			52.264
8	18.009	13.960	20.169	52.138
9	17.998	14.013	20.207	52.218
10	18.005	13.951	20.187	52.143
11	17.988	13.929	20.168	52.085
FINISH				
12	18.037	14.110	20.545	52.692

223 VECCHIO Federico

		15.209	21.063	
START				
	19.786	27.649	36.535	
1	20.618			56.685
2	18.435	14.133	20.202	52.770
3	18.083	14.050	20.164	52.297
4	18.359			53.511
FINISH				

237 BARTELS Mike

		14.980	20.960	
START				
	21.438	26.656	35.347	

263 DI CORI Alessandro

		14.226	20.541	
START				
	20.927	29.437	39.015	

X 30 CHALLENGE EUROPA 2016

X30 Senior

(Sen) Qualifying Heat A-C

Historique / Records

Tour	Secteur 1	Secteur 2	Secteur 3	Temps
Lap	Sector 1	Sector 2	Sector 3	Time
1	19.810			54.131
2	18.023	14.106	20.448	52.577
3	17.975	13.741	19.964	51.680
4	17.874			51.606
5	17.787	13.677	19.893	51.357
6	17.818			51.392
7	17.787			51.398
8	17.769	13.771	19.926	51.466
9	17.830	13.715	19.941	51.486
10	17.802	13.772	19.894	51.468
11	17.654	13.709	19.899	51.262
FINISH				
12	17.675	13.779	19.845	51.299

Tour	Secteur 1	Secteur 2	Secteur 3	Temps
Lap	Sector 1	Sector 2	Sector 3	Time
4	18.026		1:12.931	52.674
5	17.844	13.760	19.983	51.587
6	17.893			51.716
7	17.877			51.664
8	17.823	13.806	19.966	51.595
9	17.792	13.733	19.947	51.472
10	17.795	13.813	20.013	51.621
11	17.842	13.736	19.982	51.560
FINISH				
12	17.784	13.772	19.924	51.480

266 CAPPELLO Christopher

	15.229	21.167		
START				
	20.060	26.736	34.060	
1	20.901			57.666
2	18.207	13.883	20.239	52.329
3	17.936	13.750	20.003	51.689
4	18.027			52.633
5	19.944	14.197	20.502	54.643
6	18.415			53.070
7	18.312			52.392
8	18.405	14.122	20.771	53.298
9	18.520	14.329	20.632	53.481
10	18.362	13.923	20.167	52.452
11	18.290	13.780	20.112	52.182
FINISH				
12	17.910	14.170	20.806	52.886

273 VAN DER LAAN Mauricio

	14.782	20.637		
START				
	19.936	29.358	37.107	
1	19.774			55.959
2	18.193	13.859	20.382	52.434
3	18.095			52.696

Grille / Grid	132	142	263	131	239	129	157	121	217	125	205	273	221	220	223	168	165	117	124	203	173	158	237	242	103	107	119	146	139	169	266	163	208	118	141
---------------	-----	-----	-----	-----	-----	-----	-----	-----	-----	-----	-----	-----	-----	-----	-----	-----	-----	-----	-----	-----	-----	-----	-----	-----	-----	-----	-----	-----	-----	-----	-----	-----	-----	-----	-----

	1	2	3	4	5	6	7	8	9	10	11	12	13	14	15	16	17	18	19	20	21	22	23	24	25	26	27	28	29	30	31	32	33	34	35	
Départ / Start	142	132	131	129	263	239	121	157	125	217	273	220	205	168	221	223	203	165	158	124	173	237	242	103	107	119	146	163	139	266	118	208	141			
Tour / Lap 1	142	132	131	129	121	263	239	220	157	217	205	273	168	221	124	203	223	165	242	237	107	103	266	118	146	158	173	141	119	163	139					
Tour / Lap 2	132	142	131	129	121	263	220	157	239	217	205	273	221	168	203	124	223	165	242	237	107	266	103	146	118	158	173	141								
Tour / Lap 3	142	132	131	129	263	121	220	217	205	239	273	157	221	168	203	124	223	165	237	242	107	266	103	146	118	158	141	173								
Tour / Lap 4	142	132	131	263	129	121	220	205	273	157	221	168	217	124	237	203	223	242	266	107	165	103	146	118	158	141	173									
Tour / Lap 5	132	142	131	263	129	220	121	205	273	221	157	168	124	203	242	266	146	118	158	103	141	173	217	165	107											
Tour / Lap 6	132	142	131	263	220	129	121	205	273	221	157	168	124	203	242	146	266	118	158	103	173	141	217	165												
Tour / Lap 7	132	142	131	263	220	129	121	205	273	221	168	157	124	203	242	146	266	158	118	103	173	141	217	165												
Tour / Lap 8	132	142	131	263	220	129	121	205	273	221	168	157	124	203	242	146	158	118	266	103	173	141	217	165												
Tour / Lap 9	132	142	263	131	129	220	121	205	273	221	168	157	203	124	242	146	158	118	103	173	266	217	141	165												
Tour / Lap 10	132	142	263	131	129	220	121	205	273	168	221	157	203	124	242	146	158	118	103	173	217	266	141	165												
Tour / Lap 11	132	142	263	131	220	129	121	205	273	168	221	157	203	124	242	146	158	118	103	173	217	141	266	165												
Tour / Lap 12	132	142	263	131	129	220	121	205	273	168	221	157	203	124	242	146	158	118	103	217	141	173	266	165												

Cl	N°	Concurrent	Pilote	Nat	Nat	Tours	Ecart	M.Tour	Vitesse	Pénalité	Points
Rnk	No.	Entrant	Driver			Laps	Gap	B.Lap	Speed	Penalty	
1	102	Sodi Kart	FRAÏSSE Vincent	FRA		12		51.117	88,45		0
2	150	VDK Racing	BAUDOT Geoffrey	FRA		12	+0.875	51.224	88,27		2
3	114	KBK Compétition	BARBARIN Guillaume	FRA		12	+2.488	51.348	88,05		3
4	137	VDK Racing	RIQUET Clément	FRA		12	+2.709	51.215	88,28		4
5	170	LTP Competicion	LEON Carlos	SPA		12	+2.800	51.434	87,91		5
6	128	Vital Motorsport	ELLIS Hugo	GBR		12	+3.552	51.305	88,13		6
7	172	Fusion Motorsport	ROBINSON Saul Ryker	GBR		12	+4.215	51.500	87,79		7
8	215	JRK	LOUSSIER Paul	FRA		12	+6.513	51.359	88,03		8
9	136	Eurokarting	CHANY Christopher	FRA		12	+6.616	51.529	87,74		9
10	216	Baiguini Massimo	BAIGUINI Ivan	ITA		12	+7.141	51.375	88,01		10
11	106	CV-Racing Team by HTTP	VON DANWITZ Hendrick	GER		12	+7.318	51.505	87,78		11
12	111	S8 Racing	WILSON Euan	GBR		12	+7.447	51.329	88,09		12
13	149	Litchfield Motorsport	THOMPSON Joshua	GBR		12	+11.313	51.744	87,38		13
14	211	Im-Racing	FELBER Alessandro	SUI		12	+11.550	51.708	87,44		14
15	104	Evokart Srl	SOTIROPOULOS Fotis	GRE		12	+11.797	51.539	87,73		15
16	174	Kart Runner	GIBIER Sébastien	FRA		12	+11.998	51.494	87,80		16
17	194	LM Karting	VIAN Jason	FRA		12	+12.919	51.631	87,57		17
18	120	Kart Runner	ANCHER Brian	FRA		12	+14.870	51.657	87,53		18
19	171	Martinez Fedi Pablo	MARTINEZ CLAVELL Daniel	SPA		12	+15.095	51.739	87,39		19
20	144	R Reproduction	LAY Gilian	FRA		12	+15.191	51.745	87,38		20
21	235	SWRD	WING HOONG Chia	MYS		12	+15.846	51.745	87,38		21
22	127	Vailati Lorenzo	VAILATI Lorenzo	ITA		12	+16.219	51.682	87,48		22
23	218	Duarte Paulo	DUARTE Luis	POR		12	+17.971	52.051	86,86		23
24	177	AK-Racing	HEIM Philipp	GER		12	+18.366	52.057	86,85		24
25	151	AC Motorsport	FONTECHA MARTINEZ Laia	SPA		12	+19.687	51.594	87,63		25
26	112	Motor's	DUC-GONINAZ Louis-Alexandre	FRA		12	+22.092	52.096	86,79		26
27	272	Motor's	RASCLE Hugo	FRA		12	+25.795	51.886	87,14		27
28	246	Jetzer Ramona	JETZER Ramona	SUI		12	+40.392	51.916	87,09	+10.000	28
29	134	RL-Compétition	HOCHWIND Timo	GER		11	+1 Lap	52.212	86,60		29
30	116	D. Racing	GARCIA Sylver	FRA		7	+5 Laps	51.552	87,70		30
31	176	Ludo Racing	ARNAUD Hugo	FRA		4	+8 Laps	52.829	85,58		31
32	148	NKS for racing	HOFMANN Sophie	GER		2	+10 Laps	53.269	84,88		32
33	140	Motor's	CERIBELLA Anthony	FRA		2	+10 Laps	53.199	84,99		33
34	147	Mc Mahon	MC MAHON Sean	IRL		1	+11 Laps	1:21.269	55,63		34

Meilleur tour / Best lap: 102 FRAÏSSE Vincent - 51.117

N° 246 Pénalité 10 secondes / Time penalty of 10s : Carénage avant mal installé / Incorrectly installed front fairing

Sous réserve du contrôle technique ou de fait sportif

Le Chronométrage



Affiché à

Le Président du Collège

Tour	Secteur 1	Secteur 2	Secteur 3	Temps
Lap	Sector 1	Sector 2	Sector 3	Time

102 FRAÏSSE Vincent

		14.226	20.316	
	START			
	19.096	37.539	53.380	
1	19.502	13.897	20.146	53.545
2	18.139	14.064	20.292	52.495
3	18.200	13.946	19.897	52.043
4	17.876	13.822	19.903	51.601
5	17.817	13.664	19.989	51.470
6	17.768	13.668	19.931	51.367
7	17.842	13.788	19.898	51.528
8	17.882	13.700	19.878	51.460
9	17.761	13.719	19.820	51.300
10	17.735	13.750	19.815	51.300
11	17.687	13.649	19.781	51.117
	FINISH			
12	17.731	13.699	19.927	51.357

104 SOTIROPOULOS Sotis

		14.447	20.702	
	START			
	18.510	36.272	52.383	
1	20.838	14.748	20.731	56.317
2	18.490	14.274	20.571	53.335
3	18.503	13.813	20.449	52.765
4	18.160	14.177	20.795	53.132
5	18.351	13.827	20.494	52.672
6	18.317	14.144	20.630	53.091
7	17.996	13.774	19.959	51.729
8	17.873	13.730	20.164	51.767
9	18.404			52.333
10	17.981	13.756	19.919	51.656
11	17.859	13.729	19.951	51.539
	FINISH			
12	17.866	13.739	20.017	51.622

106 VON DANWITZ Hendrick

		14.720	20.750	
	START			
	18.406	36.450	51.633	
1	20.698	14.502	20.464	55.664
2	18.084	14.550	20.508	53.142

Tour	Secteur 1	Secteur 2	Secteur 3	Temps
Lap	Sector 1	Sector 2	Sector 3	Time

3	18.017	13.864	20.040	51.921
4	17.918	13.765	20.042	51.725
5	17.882	13.723	20.040	51.645
6	17.811	13.890	19.924	51.625
7	17.836	13.808	19.956	51.600
8	17.854	13.702	19.990	51.546
9	17.958			52.078
10	17.891	13.730	19.884	51.505
11	17.897	13.868	20.638	52.403
	FINISH			
12	17.840	13.709	20.896	52.445

111 WILSON Euan

		15.137	20.821	
	START			
	18.853	35.539	50.831	
1	21.227	14.769	20.404	56.400
2	18.442	13.931	20.438	52.811
3	18.297	13.886	20.228	52.411
4	18.065	14.005	20.482	52.552
5	17.926	13.837	20.072	51.835
6	17.812	13.864	19.997	51.673
7	17.732	13.792	20.028	51.552
8	17.746	13.833	19.948	51.527
9	17.626			51.329
10	17.791	13.754	19.924	51.469
11	17.695	13.796	19.926	51.417
	FINISH			
12	17.707	13.764	19.991	51.462

112 DUC-GONINAZ Louis-Alexandre

	START			
1		14.479	20.844	46h58:15.277
2	18.472	14.037	20.524	53.033
3	18.347	14.327	20.401	53.075
4	18.353	14.148	20.615	53.116
5	18.464	14.051	20.345	52.860
6	18.164	14.043	20.310	52.517
7	18.076	13.946	20.184	52.206
8	17.967	13.897	20.232	52.096
9	18.383			52.720

X 30 CHALLENGE EUROPA 2016

X30 Senior

(Sen) Qualifying Heat B-D

Historique / Records

Tour	Secteur 1	Secteur 2	Secteur 3	Temps
Lap	Sector 1	Sector 2	Sector 3	Time
10	18.143	13.993	20.202	52.338
11	18.039	13.975	20.280	52.294
FINISH				
12	18.153	14.010	20.128	52.291

114 BARBARIN Guillaume

		14.386	20.572	
START				
		19.172	37.770	53.449
1	19.135	13.909	20.429	53.473
2	18.377	14.440	20.389	53.206
3	18.023	13.997	20.480	52.500
4	18.141	13.846	20.087	52.074
5	17.974	13.668	20.073	51.715
6	17.793	13.675	19.898	51.366
7	17.820	13.610	19.918	51.348
8	17.809	13.719	19.905	51.433
9	17.757			51.396
10	17.749	13.631	20.034	51.414
11	17.820	13.629	20.053	51.502
FINISH				
12	17.805	13.833	20.033	51.671

116 GARCIA Sylvér

		14.423	20.473	
START				
		19.249	37.701	53.676
1	18.990	13.918	20.484	53.392
2	18.119	13.889	20.679	52.687
3	18.048	13.830	20.026	51.904
4	17.952	14.033	20.001	51.986
5	17.813	13.649	20.090	51.552
6	17.842	13.684	20.096	51.622
7	17.898	13.730	19.952	51.580
FINISH				

120 ANCHER Brian

		15.086	20.612	
--	--	--------	--------	--

Tour	Secteur 1	Secteur 2	Secteur 3	Temps
Lap	Sector 1	Sector 2	Sector 3	Time
START				
		18.562	35.961	51.914
1	21.472	14.523	20.643	56.638
2	18.423	13.902	20.816	53.141
3	18.422	14.043	20.467	52.932
4	18.031	14.030	20.653	52.714
5	18.177	13.865	20.612	52.654
6	17.971	13.942	20.403	52.316
7	17.842	13.726	20.089	51.657
8	17.883	13.778	20.418	52.079
9	18.855			53.706
10	17.861	13.783	20.187	51.831
11	17.826	14.271	20.293	52.390
FINISH				
12	17.919	13.865	20.433	52.217

127 VAILATI Lorenzo

		15.582	21.173	
START				
		18.631	34.968	49.186
1	21.469	14.744	20.697	56.910
2	18.610	13.895	20.923	53.428
3	18.044	14.539	20.538	53.121
4	18.081	13.787	20.517	52.385
5	17.935	13.781	20.494	52.210
6	18.113	13.828	21.015	52.956
7	18.059	13.680	20.122	51.861
8	17.883	13.728	20.071	51.682
9	18.021			52.692
10	18.127	13.686	20.251	52.064
11	17.865	14.650	20.529	53.044
FINISH				
12	18.005	14.079	20.676	52.760

128 ELLIS Hugo

		14.454	20.672	
START				
		18.592	37.139	52.345
1	20.517	14.302	20.445	55.264

X 30 CHALLENGE EUROPA 2016

X30 Senior

(Sen) Qualifying Heat B-D

Historique / Records

Tour Lap	Secteur 1 Sector 1	Secteur 2 Sector 2	Secteur 3 Sector 3	Temps Time
2	18.039	14.577	20.422	53.038
3	17.885	13.783	20.039	51.707
4	17.826	13.745	20.306	51.877
5	17.757	13.758	19.939	51.454
6	17.725	13.638	20.004	51.367
7	17.926	13.842	19.935	51.703
8	17.788	13.722	19.937	51.447
9	17.680			51.350
10	17.678	13.762	19.963	51.403
11	17.679	13.691	19.935	51.305
FINISH				
12	17.711	13.740	19.917	51.368

134 HOCHWIND Timo

		15.530	21.226	
START				
		18.885	34.847	48.984
1	1:26.095	18.957	21.049	2:06.101
2	18.461	14.296	20.484	53.241
3	18.211	14.092	20.391	52.694
4	18.187	14.010	20.298	52.495
5	18.091	14.374	20.267	52.732
6	18.073	13.937	20.202	52.212
7	18.031	13.946	20.689	52.666
8	18.134			52.388
9	17.962	14.016	20.296	52.274
10	17.991	14.015	20.423	52.429
FINISH				
11	18.032	14.003	20.555	52.590

136 CHANY Christopher

		14.448	20.538	
START				
		18.626	37.332	52.680
1	19.685	14.054	20.194	53.933
2	18.241	13.902	20.433	52.576
3	18.045	14.028	20.561	52.634
4	18.062	13.910	20.035	52.007
5	18.023	13.796	20.055	51.874

Tour Lap	Secteur 1 Sector 1	Secteur 2 Sector 2	Secteur 3 Sector 3	Temps Time
6	18.002	13.932	20.101	52.035
7	17.987	14.126	20.157	52.270
8	17.873	13.725	19.931	51.529
9	17.947			51.815
10	17.859	13.796	19.931	51.586
11	17.860	13.812	20.482	52.154
FINISH				
12	17.884	13.792	20.790	52.466

137 RIQUET Clément

		14.548	20.633	
START				
		18.705	36.705	52.066
1	20.544	14.488	20.467	55.499
2	18.060	14.066	20.403	52.529
3	17.883	13.764	20.003	51.650
4	17.850	13.780	19.994	51.624
5	17.792	13.731	19.962	51.485
6	17.767	13.673	19.919	51.359
7	17.737	13.728	19.842	51.307
8	17.840	13.750	19.936	51.526
9	17.728			51.280
10	17.723	13.693	19.803	51.219
11	17.712	13.677	19.826	51.215
FINISH				
12	17.714	13.898	20.047	51.659

140 CERIBELLA Anthony

		15.047	20.839	
START				
		18.630	35.859	50.929
1			21.122	1:05.096
2	18.585	14.119	20.495	53.199
FINISH				

144 LAY Gilian

		15.214	20.799	
--	--	--------	--------	--

X 30 CHALLENGE EUROPA 2016

X30 Senior

(Sen) Qualifying Heat B-D

Historique / Records

Tour	Secteur 1	Secteur 2	Secteur 3	Temps
Lap	Sector 1	Sector 2	Sector 3	Time
START				
	18.868	36.224	49.836	
1	20.846	14.305	20.899	56.050
2	18.551	14.380	20.967	53.898
3	18.203	14.545	20.455	53.203
4	18.192	13.753	20.495	52.440
5	18.021	13.799	20.629	52.449
6	18.137	13.880	20.959	52.976
7	18.779	13.862	20.375	53.016
8	18.023	13.787	20.220	52.030
9	17.932			52.221
10	17.901	13.732	20.112	51.745
11	17.932	13.868	20.241	52.041
FINISH				
12	18.043	13.742	20.390	52.175

147 MC MAHON Sean

	15.099	20.874		
START				
	18.807	36.397	49.818	
1	36.832	19.306	25.131	1:21.269
FINISH				

148 HOFMANN Sophie

	15.148	22.004		
START				
	19.339	33.530	48.315	
1	24.212	14.556	20.896	59.664
2	18.518	14.184	20.567	53.269
FINISH				

149 THOMPSON Joshua

	14.560	20.428		
START				
	18.559	37.829	52.720	
1	20.504	14.038	20.291	54.833
2	18.349	15.210	20.945	54.504

Tour	Secteur 1	Secteur 2	Secteur 3	Temps
Lap	Sector 1	Sector 2	Sector 3	Time
3	18.577	13.894	20.630	53.101
4	18.260	14.271	20.660	53.191
5	18.033	13.886	20.579	52.498
6	18.036	14.034	20.116	52.186
7	18.035	13.839	20.119	51.993
8	17.858	13.843	20.065	51.766
9	17.890			51.744
10	17.897	13.827	20.027	51.751
11	17.834	13.816	20.112	51.762
FINISH				
12	17.891	13.818	20.411	52.120

150 BAUDOT Geoffrey

	14.528	20.530		
START				
	19.554	37.924	53.681	
1	18.843	13.996	20.440	53.279
2	18.128	13.909	20.703	52.740
3	17.932	13.754	20.186	51.872
4	17.898	13.710	20.071	51.679
5	17.811	13.655	20.412	51.878
6	17.784	13.741	20.502	52.027
7	17.861	13.647	19.992	51.500
8	17.803	13.653	19.939	51.395
9	17.722			51.292
10	17.677	13.628	19.919	51.224
11	17.805	13.616	19.918	51.339
FINISH				
12	17.673	13.622	20.089	51.384

151 FONTECHA MARTINEZ Laia

	15.037	20.649		
START				
	18.460	36.313	51.299	
1	21.854	25.741	20.635	1:08.230
2	18.142	13.909	20.231	52.282
3	18.015	13.892	20.193	52.100
4	17.909	13.833	20.951	52.693
5	18.081	13.906	20.186	52.173

X 30 CHALLENGE EUROPA 2016

X30 Senior

(Sen) Qualifying Heat B-D

Historique / Records

Tour Lap	Secteur 1 Sector 1	Secteur 2 Sector 2	Secteur 3 Sector 3	Temps Time
6	17.902	13.815	20.101	51.818
7	17.816	13.826	19.952	51.594
8	17.804	13.789	20.046	51.639
9	17.853			51.702
10	17.847	13.806	20.130	51.783
11	17.881	13.833	20.024	51.738
FINISH				
12	17.837	13.827	20.174	51.838

170 LEON Carlos

		14.237	20.199	
START				
	19.140	37.543	53.095	
1	19.240	13.938	20.485	53.663
2	18.264	14.044	20.153	52.461
3	18.171	13.989	20.014	52.174
4	17.910	13.825	19.985	51.720
5	17.797	13.754	19.883	51.434
6	17.917	13.789	20.235	51.941
7	17.879	13.702	19.962	51.543
8	17.840	13.823	19.890	51.553
9	17.861			52.052
10	17.916	13.713	19.993	51.622
11	18.026	13.723	19.875	51.624
FINISH				
12	17.801	13.731	20.001	51.533

171 MARTINEZ CLAVELL Daniel

		15.445	21.411	
START				
	18.757	34.477	49.228	
1	21.533	14.512	20.568	56.613
2	18.195	13.966	20.889	53.050
3	18.091	14.280	20.190	52.561
4	18.036	13.812	21.816	53.664
5	18.061	13.786	20.246	52.093
6	18.026	14.014	20.845	52.885
7	18.193	14.132	20.393	52.718
8	18.105	13.798	20.173	52.076

Tour Lap	Secteur 1 Sector 1	Secteur 2 Sector 2	Secteur 3 Sector 3	Temps Time
9	17.907			51.817
10	17.902	13.810	20.027	51.739
11	17.902	13.914	20.336	52.152
FINISH				
12	17.885	13.859	20.473	52.217

172 ROBINSON Saul Ryker

		14.336	20.538	
START				
	18.625	37.373	53.111	
1	19.582	13.825	20.460	53.867
2	18.140	13.903	20.287	52.330
3	18.109	14.064	20.762	52.935
4	17.827	13.798	20.148	51.773
5	18.176	13.777	20.096	52.049
6	17.835	13.669	20.043	51.547
7	17.717	13.801	20.034	51.552
8	17.837	13.792	20.338	51.967
9	17.841			51.660
10	17.725	13.984	20.143	51.852
11	17.750	13.757	19.993	51.500
FINISH				
12	17.774	13.746	20.051	51.571

174 GIBIER Sébastien

		15.386	21.428	
START				
	18.601	34.757	48.685	
1	22.039	14.160	20.437	56.636
2	18.244	13.955	20.677	52.876
3	18.013	14.313	20.274	52.600
4	17.954	13.718	20.453	52.125
5	18.049	13.887	20.564	52.500
6	18.012	14.080	21.119	53.211
7	17.920	13.774	20.048	51.742
8	17.807	13.778	19.969	51.554
9	18.171			52.154
10	17.772	13.714	20.008	51.494
11	17.782	13.731	20.025	51.538

X 30 CHALLENGE EUROPA 2016

X30 Senior

(Sen) Qualifying Heat B-D

Historique / Records

Tour	Secteur 1	Secteur 2	Secteur 3	Temps
Lap	Sector 1	Sector 2	Sector 3	Time
FINISH				
12	17.791	13.735	19.991	51.517

176 ARNAUD Hugo

	14.931	20.772		
START				
	18.613	35.946	51.521	
1	21.627	14.860	20.662	57.149
2	18.187	14.067	20.645	52.899
3	18.225	14.132	20.472	52.829
4	18.054	13.862	29.855	1:01.771
FINISH				

177 HEIM Philipp

	15.250	21.401		
START				
	18.656	34.619	48.540	
1	22.957	14.455	20.911	58.323
2	18.543	14.052	20.634	53.229
3	18.228	14.300	20.869	53.397
4	18.096	13.949	20.553	52.598
5	18.232	13.941	20.356	52.529
6	18.001	13.967	20.364	52.332
7	18.002	13.929	20.367	52.298
8	18.198	14.015	20.266	52.479
9	17.926			52.057
10	18.155	13.897	20.286	52.338
11	18.021	13.853	20.361	52.235
FINISH				
12	18.006	13.888	20.326	52.220

194 VIAN Jason

	15.522	21.206		
START				
	18.648	34.675	49.558	
1	20.529	14.438	20.740	55.707
2	18.211	13.933	20.724	52.868

Tour	Secteur 1	Secteur 2	Secteur 3	Temps
Lap	Sector 1	Sector 2	Sector 3	Time
3	18.672	14.058	20.259	52.989
4	18.221	14.047	20.656	52.924
5	18.150	13.858	20.493	52.501
6	18.097	14.331	20.495	52.923
7	17.985	13.849	20.077	51.911
8	17.916	13.738	20.015	51.669
9	18.379			53.021
10	17.823	13.755	20.058	51.636
11	17.880	13.740	20.011	51.631
FINISH				
12	17.845	13.790	20.120	51.755

211 FELBER Alessandro

	15.172	20.821		
START				
	18.668	35.515	51.194	
1	20.866	14.268	20.631	55.765
2	18.211	14.045	21.083	53.339
3	18.253	13.807	20.620	52.680
4	18.439	13.954	20.758	53.151
5	18.179	13.788	20.466	52.433
6	18.062	14.119	20.109	52.290
7	17.928	13.824	20.161	51.913
8	17.938	13.807	20.088	51.833
9	17.914			51.722
10	17.890	13.850	19.986	51.726
11	17.924	13.712	20.072	51.708
FINISH				
12	17.937	13.811	20.463	52.211

215 LOUSSIER Paul

	15.223	20.776		
START				
	18.887	35.997	50.258	
1	20.564	14.263	20.759	55.586
2	18.164	13.961	20.848	52.973
3	18.195	13.729	20.076	52.000
4	17.920	13.754	20.040	51.714
5	17.849	13.682	19.957	51.488

X 30 CHALLENGE EUROPA 2016

X30 Senior

(Sen) Qualifying Heat B-D

Historique / Records

Tour Lap	Secteur 1 Sector 1	Secteur 2 Sector 2	Secteur 3 Sector 3	Temps Time
6	17.847	13.908	20.199	51.954
7	17.788	13.680	19.959	51.427
8	17.809	13.656	19.894	51.359
9	17.765			51.614
10	17.795	13.628	20.023	51.446
11	17.829	13.698	20.523	52.050
FINISH				
12	17.946	13.666	20.583	52.195

216 BAIGUINI Ivan

	14.512	20.583		
START				
	18.256	37.325	52.586	
1	20.003	14.100	20.786	54.889
2	18.178	14.266	20.334	52.778
3	17.998	13.837	20.146	51.981
4	17.968	13.831	20.771	52.570
5	17.795	13.798	20.344	51.937
6	17.882	13.891	20.572	52.345
7	17.867	13.857	19.933	51.657
8	17.827	13.754	19.955	51.536
9	17.699			51.375
10	17.781	13.778	19.914	51.473
11	17.893	13.749	20.398	52.040
FINISH				
12	17.836	13.754	20.846	52.436

218 DUARTE Luis

	15.634	21.451		
START				
	18.571	34.533	48.917	
1	23.560	14.537	20.863	58.960
2	18.481	14.160	20.505	53.146
3	18.201	14.116	20.687	53.004
4	18.092	14.111	20.402	52.605
5	18.101	14.018	20.330	52.449
6	17.997	14.007	20.292	52.296
7	17.993	13.949	20.109	52.051
8	17.938	13.975	20.410	52.323

Tour Lap	Secteur 1 Sector 1	Secteur 2 Sector 2	Secteur 3 Sector 3	Temps Time
9	17.957			52.224
10	18.019	14.011	20.297	52.327
11	17.945	14.041	20.357	52.343
FINISH				
12	18.028	14.106	20.207	52.341

235 WING HOONG Chia

		15.641	21.526	
START				
	18.589	34.667	48.729	
1	21.340	14.981	20.735	57.056
2	18.236	14.147	20.675	53.058
3	18.174	14.305	20.310	52.789
4	17.995	13.831	20.412	52.238
5	17.966	13.892	20.812	52.670
6	18.038	14.249	20.627	52.914
7	18.143	13.761	20.055	51.959
8	17.866	13.742	20.137	51.745
9	17.910			52.584
10	18.047	13.860	20.111	52.018
11	17.838	14.031	20.751	52.620
FINISH				
12	18.094	14.103	20.456	52.653

246 JETZER Ramona

		15.338	21.958	
START				
	18.630	33.688	48.577	
1	39.451	14.422	20.679	1:14.552
2	18.390	14.094	20.378	52.862
3	18.186	14.079	20.216	52.481
4	18.053	13.910	20.337	52.300
5	18.053	13.991	20.218	52.262
6	18.041	14.057	20.211	52.309
7	17.954	13.805	20.157	51.916
8	17.894	13.858	20.190	51.942
9	17.976			51.984
10	17.928	13.860	20.154	51.942
11	17.931	13.853	20.161	51.945

X 30 CHALLENGE EUROPA 2016

X30 Senior

(Sen) Qualifying Heat B-D

Historique / Records

Tour	Secteur 1	Secteur 2	Secteur 3	Temps
Lap	Sector 1	Sector 2	Sector 3	Time
FINISH				
12	17.957	13.987	20.187	52.131

272 RASCLE Hugo

		15.537	21.665	
START				
	18.963	31.998	48.066	
1	33.947	14.538	20.939	1:09.424
2	18.453	14.118	20.442	53.013
3	18.272	14.071	20.305	52.648
4	18.024	14.007	20.296	52.327
5	18.033	13.976	20.238	52.247
6	17.923	13.945	20.154	52.022
7	17.922	13.923	20.290	52.135
8	18.022	13.944	20.190	52.156
9	17.957			51.942
10	17.923	13.848	20.185	51.956
11	17.896	13.891	20.099	51.886
FINISH				
12	17.977	13.905	20.257	52.139

Grille / Grid	150	116	114	102	170	172	149	136	216	104	128	106	137	151	120	140	176	215	211	144	111	147	127	194	134	171	235	218	246	174	272	177	112	148
---------------	-----	-----	-----	-----	-----	-----	-----	-----	-----	-----	-----	-----	-----	-----	-----	-----	-----	-----	-----	-----	-----	-----	-----	-----	-----	-----	-----	-----	-----	-----	-----	-----	-----	-----

	1	2	3	4	5	6	7	8	9	10	11	12	13	14	15	16	17	18	19	20	21	22	23	24	25	26	27	28	29	30	31	32	33	34
Départ / Start	112	150	116	114	102	170	172	136	104	149	106	151	216	128	140	137	120	176	215	211	144	111	127	147	194	134	171	235	246	272	218	174	177	148
Tour / Lap 1	150	116	114	102	170	172	136	149	216	128	106	137	104	215	211	144	194	120	111	176	127	171	235	174	177	218	148	112	140	151	272	246	147	134
Tour / Lap 2	150	116	102	170	172	114	136	216	137	128	106	149	215	104	211	194	111	120	176	144	171	127	174	235	177	218	148	112	140	151	272	246	134	
Tour / Lap 3	150	116	102	170	114	172	136	216	137	128	106	215	104	149	211	111	194	120	176	171	144	174	235	127	218	177	112	151	272	246	134			
Tour / Lap 4	150	102	116	170	172	114	136	137	128	216	106	215	111	104	149	211	194	120	174	144	235	127	171	218	177	112	176	151	272	246	134			
Tour / Lap 5	102	150	116	170	114	172	136	137	128	106	216	215	111	149	104	211	194	120	174	144	127	235	171	218	177	112	151	272	246	134				
Tour / Lap 6	102	116	150	170	114	172	137	136	128	106	215	216	111	149	211	120	104	194	144	174	127	235	171	218	177	112	151	272	246	134				
Tour / Lap 7	102	116	150	170	114	172	137	128	136	106	215	216	111	149	211	120	104	194	174	127	235	144	171	218	177	112	151	272	246	134				
Tour / Lap 8	102	150	170	114	137	172	128	136	106	215	216	111	149	211	104	120	194	174	127	235	144	171	218	177	112	151	272	246	134					
Tour / Lap 9	102	150	114	170	137	172	128	136	215	106	216	111	149	211	104	174	194	127	120	235	171	144	218	177	151	112	272	246	134					
Tour / Lap 10	102	150	114	170	137	128	172	136	215	106	216	111	149	211	104	174	194	120	127	235	171	144	218	177	151	112	272	246	134					
Tour / Lap 11	102	150	114	137	170	128	172	136	215	216	106	111	149	211	104	174	194	120	171	144	235	127	218	177	151	112	272	246	134					
Tour / Lap 12	102	150	114	137	170	128	172	215	136	216	106	111	149	211	104	174	194	120	171	144	235	127	218	177	151	112	272	246						

X30 Senior

Classement Intermédiaire / Provisional Intermediate Classification

Cl	N°	Pilote	Nat	Nat	A-B	C-D	B-C	A-D	A-C	B-D	Points	Essais Qualifying
Rnk	No.	Driver										
1	132	HODGSON Oliver	GBR		2	-	-	0	0	-	2	1
2	150	BAUDOT Geoffrey	FRA		0	-	0	-	-	2	2	2
3	102	FRAÏSSE Vincent	FRA		-	2	-	3	-	0	5	8
4	142	RUSSO Vittorio Maria	ITA		-	3	2	-	2	-	7	3
5	114	BARBARIN Guillaume	FRA		3	-	3	-	-	3	9	6
6	263	DI CORI Alessandro	ITA		4	-	-	4	3	-	11	5
7	131	PAUL Maximilian	GER		-	4	4	-	4	-	12	7
8	172	ROBINSON Saul Ryker	GBR		-	6	-	5	-	7	18	12
9	128	ELLIS Hugo	GBR		5	-	7	-	-	6	18	22
10	170	LEON Carlos	SPA		12	-	5	-	-	5	22	10
11	220	PINTO Diogo	POR		-	5	12	-	6	-	23	27
12	168	BONNETTO Romain	FRA		-	8	6	-	10	-	24	31
13	129	BEAUMANN David	FRA		-	9	13	-	5	-	27	11
14	216	BAIGUINI Ivan	ITA		9	-	9	-	-	10	28	18
15	106	VON DANWITZ Hendrick	GER		-	11	-	7	-	11	29	24
16	111	WILSON Euan	GBR		10	-	8	-	-	12	30	42
17	116	GARCIA Sylver	FRA		-	0	-	2	-	30	32	4
18	137	RIQUET Clément	FRA		6	-	23	-	-	4	33	26
19	215	LOUSSIER Paul	FRA		-	12	-	13	-	8	33	36
20	136	CHANY Christopher	FRA		-	18	-	8	-	9	35	16
21	157	COUT Anthony	FRA		11	-	-	14	12	-	37	13
22	205	MARION Aurélien	FRA		14	-	-	15	8	-	37	21
23	149	THOMPSON Joshua	GBR		15	-	10	-	-	13	38	14
24	239	SALVATORE Benjamin	FRA		7	-	-	9	25	-	41	9
25	221	NÄSCHER Patrick	LIE		13	-	-	20	11	-	44	25
26	273	VAN DER LAAN Mauricio	SPA		-	10	26	-	9	-	45	23
27	140	CERIBELLA Anthony	FRA		-	7	-	6	-	33	46	32
28	107	STEFFEN Simon	GER		-	13	11	-	22	-	46	51
29	174	GIBIER Sébastien	FRA		-	20	-	12	-	16	48	60
30	194	VIAN Jason	FRA		-	14	-	18	-	17	49	48
31	121	THOMASSIN Bryan	FRA		-	27	16	-	7	-	50	15
32	120	ANCHER Brian	FRA		19	-	14	-	-	18	51	30
33	242	TENORIO Kevin	SPA		-	15	21	-	15	-	51	47
34	217	GRINWIS Rowan	NED		8	-	-	11	37	-	56	17












Non Qualifiés / Not Qualified

35	104	SOTIROPOULOS Fotis	GRE		-	31	-	10	-	15	56	20
36	146	ESCARTIN Orso	FRA		-	22	19	-	16	-	57	55
37	203	MATTU Fabio	ITA		-	17	28	-	13	-	58	39
38	173	MARKIEWICZ Nicolas	FRA		21	-	-	24	19	-	64	41
39	119	LEHNER Norick	SUI		16	-	-	23	26	-	65	53
40	151	FONTECHA MARTINEZ Laia	SPA		-	25	-	16	-	25	66	28
41	127	VAILATI Lorenzo	ITA		27	-	17	-	-	22	66	46
42	266	CAPPELLO Christopher	FRA		18	-	-	28	20	-	66	61

X 30 CHALLENGE EUROPA 2016

X30 Senior

Classement Intermédiaire / Provisional Intermediate Classification

Cl	N°	Pilote	Nat	Nat	A-B	C-D	B-C	A-D	A-C	B-D	Points	Essais Qualifying
Rnk	No.	Driver										
43	223	VECCHIO Federico	ITA		22	-	-	22	24	-	68	29
44	165	POTAIN Jérémy	FRA		17	-	-	30	21	-	68	33
45	124	HASKETT Roman	GBR		37	-	-	17	14	-	68	37
46	211	FELBER Alessandro	SUI		29	-	25	-	-	14	68	38
47	118	OVASKA Tuisku	FIN		-	24	27	-	17	-	68	67
48	246	JETZER Ramona	SUI		23	-	18	-	-	28	69	58
49	103	GRADELLINI Manuel	ITA		33	-	-	19	18	-	70	49
50	171	MARTINEZ CLAVELL Daniel	SPA		-	32	-	21	-	19	72	52
51	163	HUBLET Axel	FRA		-	23	24	-	27	-	74	63
52	144	LAY Gilian	FRA		-	30	-	25	-	20	75	40
53	134	HOCHWIND Timo	GER		26	-	20	-	-	29	75	50
54	147	MC MAHON Sean	IRL		-	16	-	26	-	34	76	44
55	125	JAYNE Kévin	FRA		-	33	15	-	29	-	77	19
56	177	HEIM Philipp	GER		-	26	-	27	-	24	77	64
57	112	DUC-GONINAZ Louis-Alexandre	FRA		30	-	22	-	-	26	78	66
58	176	ARNAUD Hugo	FRA		20	-	30	-	-	31	81	34
59	117	HAUSSERMANN Justin	GER		-	21	31	-	30	-	82	35
60	235	WING HOONG Chia	MYS		31	-	32	-	-	21	84	54
61	139	PISELLI Matteo	ITA		24	-	-	32	28	-	84	57
62	158	MARSEROU Vincent	FRA		-	19	29	-	37	-	85	43
63	218	DUARTE Luis	POR		-	28	-	34	-	23	85	56
64	272	RASCLE Hugo	FRA		28	-	33	-	-	27	88	62
65	237	BARTELS Mike	NED		34	-	-	33	23	-	90	45
66	208	NOTARGIACOMO Johan	FRA		32	-	-	29	31	-	92	65
67	148	HOFMANN Sophie	GER		-	29	-	31	-	32	92	68
68	141	GALANOPOULOS Efstratios	GRE		25	-	-	35	37	-	97	69

Le Chronométrage



Affiché à

Le Président du Collège

X30 Senior

(Sen) Race 2 - B

Classement / Classification

Cl ^t	N ^o	Concurrent	Pilote	Nat	Nat	Tours	Ecart	M.Tour	Vitesse	Pénalité	Points
Rnk	No.	Entrant	Driver			Laps	Gap	B.Lap	Speed	Penalty	
1	144	R Reproduction	LAY Gilian	FRA		12		51.511	87,77		88
2	124	Litchfield Motorsport	HASKETT Roman	GBR		12	+0.988	51.416	87,94		83
3	104	Evokart Srl	SOTIROPOULOS Fotis	GRE		12	+1.410	51.479	87,83	+3.000	79
4	203	Mattu Bastiano	MATTU Fabio	ITA		12	+1.411	51.518	87,76		76
5	151	AC Motorsport	FONTECHA MARTINEZ Laia	SPA		12	+2.329	51.639	87,56		74
6	266	Cappello Motorsport	CAPPELLO Christopher	FRA		12	+2.486	51.401	87,96		73
7	176	Ludo Racing	ARNAUD Hugo	FRA		12	+3.388	51.590	87,64		72
8	173	240 Racing	MARKIEWICZ Nicolas	FRA		12	+3.863	51.690	87,47		71
9	146	Braun Racing	ESCARTIN Orso	FRA		12	+3.965	51.633	87,57		70
10	147	Mc Mahon	MC MAHON Sean	IRL		12	+4.290	51.521	87,76		69
11	117	Team Zinner	HAUSSERMANN Justin	GER		12	+8.359	51.672	87,50		68
12	218	Duarte Paulo	DUARTE Luis	POR		12	+10.594	52.038	86,89		67
13	119	IM-Racing	LEHNER Norick	SUI		12	+10.728	51.834	87,23		66
14	158	Marserou	MARSEROU Vincent	FRA		12	+10.837	51.689	87,47		65
15	118	Mad-Croc Karting	OVASKA Tuisku	FIN		12	+11.001	51.902	87,11		64
16	211	Im-Racing	FELBER Alessandro	SUI		12	+12.191	51.987	86,97		63
17	235	SWRD	WING HOONG Chia	MYS		12	+12.375	51.705	87,44		62
18	208	RK Compétition	NOTARGIACOMO Johan	FRA		12	+12.621	51.709	87,44		61
19	246	Jetzer Ramona	JETZER Ramona	SUI		12	+17.799	51.691	87,47		60
20	165	Ludo Racing	POTAIN Jérémy	FRA		12	+20.038	52.127	86,74		59
21	141	Athens Kart Shop	GALANOPOULOS Efstratios	GRE		12	+21.569	52.144	86,71		58
22	148	NKS for racing	HOFMANN Sophie	GER		12	+22.071	52.004	86,94		57
23	272	Motor's	RASCLE Hugo	FRA		12	+22.308	52.516	86,09		56
24	171	Martinez Fedi Pablo	MARTINEZ CLAVELL Daniel	SPA		12	+24.211	51.760	87,35		55
25	103	Evokart Srl	GRADELLINI Manuel	ITA		12	+25.016	51.817	87,26		54
26	112	Motor's	DUC-GONINAZ Louis-Alexandre	FRA		12	+27.390	52.117	86,75	+10.000	53
27	134	RL-Competition	HOCHWIND Timo	GER		12	+29.616	51.540	87,72	+10.000	52
28	127	Vailati Lorenzo	VAILATI Lorenzo	ITA		12	+30.219	51.425	87,92	+10.000	51
29	177	AK-Racing	HEIM Philipp	GER		8	+4 Laps	52.465	86,18		50
30	237	PDB Racing Team	BARTELS Mike	NED		2	+10 Laps	56.675	79,78		49

Meilleur tour / Best lap: 266 CAPPELLO Christopher - 51.401

Exclus de la manifestation / Excluded from the event

139	Piselli Matteo	PISELLI Matteo	ITA	
-----	----------------	----------------	-----	--

N° 112 Pénalité 10 secondes / Time penalty of 10s : Carénage avant mal installé / Incorrectly installed front fairing

N° 104 Pénalité 3 secondes / Time penalty of 3s Rapport n° 36

Sortie partielle du couloir avant le départ / Partial exit of the corridor before the departure selon art. 2.20a

N° 127 Pénalité 10 secondes / Time penalty of 10s : ART. 2.24 Rapport n° 37

N° 139 Exclusion du meeting / Exclusion from the meeting : Exclusion du meeting / Exclusion from the meeting Rapport n° 45

Incident de course : Collision avec le pilote n°171

N° 134 Pénalité 10 secondes / Time penalty of 10s : ART. 2.24 Rapport n° 38

Incident de course : Collision avec le pilote n°128

X 30 CHALLENGE EUROPA 2016

X30 Senior

(Sen) Race 2 - B

Classement / Classification

Sous réserve du contrôle technique ou de fait sportif

Le Chronométrage

A handwritten signature in black ink, consisting of a stylized 'A' shape with a horizontal line extending to the right.

Affiché à

Le Président du Collège

Tour	Secteur 1	Secteur 2	Secteur 3	Temps
Lap	Sector 1	Sector 2	Sector 3	Time
103 GRADELLINI Manuel				
		17.173	22.785	
	START			
	19.678	26.000	48.016	
1	20.277	14.651	20.643	55.571
2	18.500	14.060	20.337	52.897
3	18.224	14.367	20.460	53.051
4	18.022	13.909	20.143	52.074
5	17.919	13.828	20.082	51.829
6	17.974	13.800	20.047	51.821
7	17.940	13.861	19.961	51.762
8	17.859	13.831	19.956	51.646
9	17.836			51.439
10	17.795	13.703	20.002	51.500
11	18.832			53.843
	FINISH			
12	18.286			53.420

104 SOTIROPOULOS Sotis				
		15.123	21.438	
	START			
	20.754	31.031	49.497	
1	19.328	14.260	21.190	54.778
2	18.448	13.943	20.435	52.826
3	18.148	13.953	20.291	52.392
4	18.080	13.816	20.129	52.025
5	18.006	13.752	20.101	51.859
6	17.902	13.735	20.043	51.680
7	17.853	13.724	20.065	51.642
8	17.831	13.713	19.984	51.528
9	17.866			51.558
10	17.843	13.708	19.960	51.511
11	17.803			51.437
	FINISH			
12	18.019			51.769

112 DUC-GONINAZ Louis-Alexandre				
		17.449	22.271	
	START			
	19.325	26.609	47.159	
1	20.661	15.537	21.333	57.531

2	18.808	15.233	20.759	54.800
3	18.523	14.286	20.723	53.532
4	18.385	14.807	20.714	53.906
5	18.299	14.312	20.625	53.236
6	18.562	14.855	21.018	54.435
7	18.618	14.373	20.663	53.654
8	18.263	14.137	20.674	53.074
9	18.429			53.344
10	18.337	14.101	20.437	52.875
11	18.078			52.507
	FINISH			
12	18.202	14.065	20.589	52.856

117 HAUSSERMANN Justin				
		17.275	22.255	
	START			
	19.275	26.460	47.249	
1	20.604	15.157	21.421	57.182
2	18.325	14.614	20.443	53.382
3	18.061	13.835	20.320	52.216
4	18.006	14.062	20.688	52.756
5	18.507	14.369	20.274	53.150
6	18.160	13.968	20.240	52.368
7	17.791	13.807	20.079	51.677
8	17.816	13.751	20.065	51.632
9	17.772			51.798
10	18.144	14.075	20.084	52.303
11	17.787			51.554
	FINISH			
12	17.733			51.588

118 OVASKA Tuisku				
		17.061	21.878	
	START			
	19.139	28.306	48.251	
1	20.697	14.874	20.995	56.566
2	19.022	14.546	20.331	53.899
3	18.056	13.956	20.327	52.339
4	18.410	14.750	20.333	53.493
5	18.503	14.230	20.206	52.939
6	17.889	13.797	20.057	51.743
7	17.797	13.820	20.126	51.743

X 30 CHALLENGE EUROPA 2016

X30 Senior

(Sen) Race 1 - B

Historique / Records

Tour Lap	Secteur 1 Sector 1	Secteur 2 Sector 2	Secteur 3 Sector 3	Temps Time
8	17.911	13.998	20.047	51.956
9	17.893			52.584
10	18.106	13.900	20.083	52.089
11	17.799			51.582
FINISH				
12	17.781			52.126

119 LEHNER Norick

	15.449	21.367		
START				
	19.694	30.673	49.207	
1	19.924	14.295	20.817	55.036
2	18.278	14.202	21.071	53.551
3	18.148	13.954	20.493	52.595
4	18.057	13.869	20.089	52.015
5	17.920	13.828	20.009	51.757
6	18.189	14.077	19.992	52.258
7	17.867	13.773	19.949	51.589
8	17.848	13.784	19.920	51.552
9	17.902			51.782
10	17.924	13.876	20.039	51.839
11	18.232			51.937
FINISH				
12	17.845			51.596

124 HASKETT Roman

	16.678	21.706		
START				
	19.053	29.131	48.131	
1	20.490	14.438	20.664	55.592
2	18.323	14.094	20.382	52.799
3	18.215	13.940	20.978	53.133
4	18.310	13.948	20.298	52.556
5	18.066	13.857	20.606	52.529
6	18.187	13.874	20.070	52.131
7	17.984	13.886	20.259	52.129
8	17.918	13.827	19.974	51.719
9	17.860			51.835
10	17.873	13.885	20.350	52.108

Tour Lap	Secteur 1 Sector 1	Secteur 2 Sector 2	Secteur 3 Sector 3	Temps Time
11	17.834			51.758
FINISH				
12	17.928			51.709

127 VAILATI Lorenzo

		15.936	21.372	
START				
	18.663	31.147	48.459	
1	20.357	14.298	21.231	55.886
2	18.301	14.041	20.620	52.962
3	18.945	14.391	21.125	54.461
4	18.349	14.351	20.240	52.940
5	18.046	13.934	20.290	52.270
6	17.996	13.970	20.699	52.665
7	18.129	14.280	20.210	52.619
8	17.993	13.853	20.119	51.965
9	17.924			52.627
10	18.109	14.243	20.778	53.130
11	17.955			51.813
FINISH				
12	17.863			51.658

134 HOCHWIND Timo

		21.333	22.595	
START				
	19.107	22.314	47.686	
1	20.656	14.941	21.039	56.636
2	18.913	16.640	21.886	57.439
3	18.526	14.244	20.641	53.411
4	18.164	13.915	20.718	52.797
5	18.258	14.445	20.490	53.193
6	18.297	14.094	20.205	52.596
7	17.994	14.095	20.413	52.502
8	18.832	14.204	20.544	53.580
9	18.600			53.187
10	18.264	14.044	20.404	52.712
11	18.003			52.923
FINISH				
12	18.664	14.001	20.996	53.661

X 30 CHALLENGE EUROPA 2016

X30 Senior

(Sen) Race 1 - B

Historique / Records

Tour	Secteur 1	Secteur 2	Secteur 3	Temps
Lap	Sector 1	Sector 2	Sector 3	Time

139 PISELLI Matteo

		17.902	22.961	
	START			
	19.420	25.137	47.277	
1	20.580	15.093	21.668	57.341
2	19.170	14.798	22.088	56.056
3	18.485	14.335	20.617	53.437
4	18.268	14.022	20.591	52.881
5	18.180	14.559	20.364	53.103
6	18.139	14.250	20.865	53.254
7	18.232	13.923	20.180	52.335
8	18.172	14.547	20.302	53.021
9	18.388			53.160
10	18.287	14.089	22.040	54.416
11	18.216			52.288
	FINISH			
12	17.932	13.828	20.909	52.669

141 GALANOPOULOS Efstratios

		17.330	23.037	
	START			
	19.959	23.086	46.574	
1	20.592	15.019	21.718	57.329
2	18.423	14.614	21.671	54.708
3	18.545	14.237	20.625	53.407
4	18.201	14.260	20.558	53.019
5	18.185	14.519	20.400	53.104
6	18.145	14.321	20.886	53.352
7	19.225	14.190	20.349	53.764
8	17.936	13.952	20.233	52.121
9	18.205			53.017
10	18.093	14.308	20.263	52.664
11	17.943			52.477
	FINISH			
12	18.330	14.130	21.262	53.722

144 LAY Gilian

		17.233	26.399	
--	--	--------	--------	--

Tour	Secteur 1	Secteur 2	Secteur 3	Temps
Lap	Sector 1	Sector 2	Sector 3	Time

	START			
	19.146	22.808	47.761	
1	20.758	15.001	20.961	56.720
2	19.190	14.518	20.358	54.066
3	18.047	13.779	20.172	51.998
4	18.161	14.263	20.386	52.810
5	18.274	13.678	20.099	52.051
6	17.843	13.694	20.065	51.602
7	17.843	13.881	19.939	51.663
8	17.740	13.609	19.988	51.337
9	17.753			51.675
10	17.770	13.633	19.981	51.384
11	17.679			51.506
	FINISH			
12	17.714			51.483

146 ESCARTIN Orso

		15.157	21.318	
	START			
	20.635	30.912	49.580	
1	20.023	14.330	20.763	55.116
2	18.398	14.032	20.465	52.895
3	18.245	13.976	20.281	52.502
4	18.054	13.918	20.249	52.221
5	18.025	13.902	20.141	52.068
6	18.777	14.147	20.136	53.060
7	17.888	13.777	20.282	51.947
8	17.937	13.689	20.033	51.659
9	17.921			51.676
10	17.880	13.704	20.250	51.834
11	17.988			52.204
	FINISH			
12	17.771			51.418

147 MC MAHON Sean

		17.347	22.449	
	START			
	19.941	26.025	47.939	
1	20.348	14.805	21.216	56.369

X 30 CHALLENGE EUROPA 2016

X30 Senior

(Sen) Race 1 - B

Historique / Records

Tour Lap	Secteur 1 Sector 1	Secteur 2 Sector 2	Secteur 3 Sector 3	Temps Time
2	18.914	14.351	20.453	53.718
3	18.109	13.862	20.431	52.402
4	18.329	14.423	20.723	53.475
5	18.309	13.942	20.023	52.274
6	17.915	13.733	20.025	51.673
7	17.804	13.906	19.988	51.698
8	17.856	13.768	19.973	51.597
9	17.813			51.442
10	17.814	13.724	19.940	51.478
11	17.780			51.467
FINISH				
12	18.027			53.034

148 HOFMANN Sophie

	17.584	22.448		
START				
	19.655	25.445	46.434	
1	21.019	15.051	21.881	57.951
2	18.694	14.349	21.175	54.218
3	18.436	14.054	20.637	53.127
4	18.216	14.354	20.631	53.201
5	18.136	14.144	20.511	52.791
6	18.214	14.271	20.403	52.888
7	18.186	14.316	20.456	52.958
8	18.757	14.001	20.522	53.280
9	18.310			52.655
10	18.133	13.974	20.448	52.555
11	18.128			52.399
FINISH				
12	18.172	13.929	20.428	52.529

151 FONTECHA MARTINEZ Laia

	15.754	21.476		
START				
	19.275	30.489	49.107	
1	20.125	14.376	21.142	55.643
2	18.218	13.987	20.901	53.106
3	18.237	13.829	21.100	53.166
4	18.130	13.829	20.164	52.123

Tour Lap	Secteur 1 Sector 1	Secteur 2 Sector 2	Secteur 3 Sector 3	Temps Time
5	17.930	13.694	20.099	51.723
6	17.880	13.883	20.177	51.940
7	17.948	13.718	19.926	51.592
8	17.765	13.670	19.834	51.269
9	17.899			51.705
10	18.084	13.702	20.021	51.807
11	17.936			51.671
FINISH				
12	17.757			51.391

158 MARSEROU Vincent

	17.076	22.794		
START				
	19.286	23.055	47.215	
1	20.532	15.223	21.578	57.333
2	18.388	15.138	22.538	56.064
3	18.470	14.002	20.618	53.090
4	18.202	13.970	20.495	52.667
5	18.239	14.106	20.480	52.825
6	18.041	13.828	20.459	52.328
7	18.038	14.313	20.166	52.517
8	17.855	13.748	20.057	51.660
9	17.839			51.773
10	17.826	13.743	20.001	51.570
11	17.797			51.446
FINISH				
12	17.897			51.432

165 POTAIN Jérémy

	16.692	21.586		
START				
	19.007	28.939	48.369	
1	20.614	14.180	21.024	55.818
2	18.235	14.769	20.386	53.390
3	18.453	14.500	20.716	53.669
4	18.041	13.830	20.370	52.241
5	17.978	13.737	20.299	52.014
6	18.425	14.333	20.057	52.815
7	17.772	13.684	19.995	51.451

X 30 CHALLENGE EUROPA 2016

X30 Senior

(Sen) Race 1 - B

Historique / Records

Tour	Secteur 1	Secteur 2	Secteur 3	Temps
Lap	Sector 1	Sector 2	Sector 3	Time
8	17.910	13.858	19.941	51.709
9	17.867			51.605
10	17.714	13.622	19.830	51.166
11	17.798			51.547
FINISH				
12	18.119			51.904

171 MARTINEZ CLAVELL Daniel

	16.754	22.073		
START				
	19.207	28.242	47.915	
1	20.386	14.942	21.097	56.425
2	18.414	14.000	20.278	52.692
3	18.566	14.012	20.565	53.143
4	18.276	14.042	20.090	52.408
5	17.953	13.728	19.989	51.670
6	18.167	14.027	19.924	52.118
7	17.950	13.723	19.879	51.552
8	17.886	13.728	19.947	51.561
9	17.958			51.505
10	17.869	13.678	19.882	51.429
11	17.835			51.622
FINISH				
12	17.890			51.494

173 MARKIEWICZ Nicolas

	15.178	21.620		
START				
	19.997	30.782	49.383	
1	19.654	14.291	20.839	54.784
2	18.489	14.313	20.725	53.527
3	18.156	14.413	21.080	53.649
4	18.087	13.863	20.241	52.191
5	18.347	13.828	20.284	52.459
6	17.962	13.745	20.064	51.771
7	17.873	13.795	20.011	51.679
8	17.885	13.766	19.984	51.635
9	17.828			51.695
10	17.949	13.752	20.155	51.856

Tour	Secteur 1	Secteur 2	Secteur 3	Temps
Lap	Sector 1	Sector 2	Sector 3	Time
11	17.837			52.685
FINISH				
12	18.048			51.894

176 ARNAUD Hugo

		16.944	22.456	
START				
	18.870	28.108	47.576	
1	20.511	15.119	20.823	56.453
2	18.654	14.823	20.312	53.789
3	18.009	13.776	20.175	51.960
4	18.261	14.281	20.287	52.829
5	18.242	13.719	19.991	51.952
6	17.745	13.732	20.148	51.625
7	17.813	13.657	19.943	51.413
8	17.958	14.070	19.957	51.985
9	17.701			51.266
10	17.681	13.690	19.973	51.344
11	17.613			51.734
FINISH				
12	17.766			51.371

177 HEIM Philipp

		17.133	22.209	
START				
	19.605	26.476	47.856	
1	20.545	14.976	21.247	56.768
2	18.652	15.480	20.805	54.937
3	18.347	14.644	20.793	53.784
4	18.322	14.106	20.658	53.086
5	18.588	14.127	21.034	53.749
6	18.126	14.013	20.560	52.699
7	18.056	14.309	20.602	52.967
8	18.876	14.074	20.634	53.584
9	18.691			53.264
10	18.212	13.988	20.357	52.557
11	18.161			53.087
FINISH				
12	18.347	14.042	20.589	52.978

X 30 CHALLENGE EUROPA 2016

X30 Senior

(Sen) Race 1 - B

Historique / Records

Tour	Secteur 1	Secteur 2	Secteur 3	Temps
Lap	Sector 1	Sector 2	Sector 3	Time
203 MATTU Fabio				
		15.549	21.259	
START				
	19.649	30.732	49.226	
1	19.315	14.260	20.839	54.414
2	18.381	14.018	20.224	52.623
3	18.100	13.977	20.214	52.291
4	18.056	13.887	20.173	52.116
5	17.952	13.833	20.037	51.822
6	17.931	13.797	20.001	51.729
7	17.909	13.801	19.937	51.647
8	17.876	13.751	19.908	51.535
9	17.865			51.573
10	17.852	13.806	19.913	51.571
11	17.798			51.508
FINISH				
12	17.818			51.583

Tour	Secteur 1	Secteur 2	Secteur 3	Temps
Lap	Sector 1	Sector 2	Sector 3	Time
208 NOTARGIACOMO Johan				
		17.639	23.128	
START				
	20.192	22.577	46.459	
1	20.900	14.835	21.960	57.695
2	18.545	14.562	21.194	54.301
3	18.396	14.116	20.623	53.135
4	18.201	14.129	20.721	53.051
5	18.162	13.997	20.490	52.649
6	18.167	13.880	20.268	52.315
7	18.060	13.921	20.323	52.304
8	18.050	13.968	20.330	52.348
9	18.051			52.504
10	18.004	13.879	20.330	52.213
11	17.998			52.210
FINISH				
12	18.057	13.898	20.344	52.299

Tour	Secteur 1	Secteur 2	Secteur 3	Temps
Lap	Sector 1	Sector 2	Sector 3	Time
211 FELBER Alessandro				
		16.793	21.563	

Tour	Secteur 1	Secteur 2	Secteur 3	Temps
Lap	Sector 1	Sector 2	Sector 3	Time
START				
	19.050	28.967	48.090	
1	20.711	14.491	20.582	55.784
2	18.322	14.110	20.402	52.834
3	18.253	13.902	21.041	53.196
4	18.367	13.954	20.512	52.833
5	17.926	13.776	20.211	51.913
6	18.488	14.415	20.300	53.203
7	17.983	13.804	19.988	51.775
8	18.176	14.241	20.120	52.537
9	17.886			51.532
10	17.822	13.660	19.940	51.422
11	17.867			51.641
FINISH				
12	18.004			53.077

Tour	Secteur 1	Secteur 2	Secteur 3	Temps
Lap	Sector 1	Sector 2	Sector 3	Time
218 DUARTE Luis				
		17.395	22.029	
START				
	19.124	27.105	46.837	
1	20.436	15.386	21.339	57.161
2	18.509	15.293	20.683	54.485
3	18.718	14.191	20.596	53.505
4	18.265	14.245	20.369	52.879
5	17.983	13.889	20.026	51.898
6	17.775	13.767	19.907	51.449
7	17.744	14.281	20.086	52.111
8	17.904	13.834	19.891	51.629
9	17.756			51.630
10	17.767	13.777	20.224	51.768
11	17.853			51.522
FINISH				
12	17.870			51.612

Tour	Secteur 1	Secteur 2	Secteur 3	Temps
Lap	Sector 1	Sector 2	Sector 3	Time
223 VECCHIO Federico				
		16.529	21.776	
START				
	18.966	29.491	48.277	
1	20.794	14.876	20.841	56.511

X 30 CHALLENGE EUROPA 2016

X30 Senior

(Sen) Race 1 - B

Historique / Records

Tour Lap	Secteur 1 Sector 1	Secteur 2 Sector 2	Secteur 3 Sector 3	Temps Time
2	18.479	14.105	20.733	53.317
3	18.530	14.093	21.079	53.702
4	18.390	14.209	20.346	52.945
5	19.628	14.133	20.346	54.107
6	18.280	13.945	20.152	52.377
7	18.345	17.126	20.766	56.237
8	19.773	19.904	22.850	1:02.527
FINISH				

235 WING HOONG Chia

	17.383	22.155		
START				
	19.326	26.773	47.823	
1	20.254	15.194	21.444	56.892
2	18.525	14.934	20.732	54.191
3	18.320	14.374	20.620	53.314
4	18.039	13.924	20.416	52.379
5	17.952	13.834	20.248	52.034
6	17.871	13.836	20.195	51.902
7	18.048	14.853	20.744	53.645
8	18.243	14.015	20.797	53.055
9	18.223			54.987
FINISH				

237 BARTELS Mike

	17.694	22.905		
START				
	19.432	25.857	46.657	
1	20.915	15.157	21.289	57.361
2	18.457	15.010	20.715	54.182
3	18.417	14.400	20.648	53.465
4	18.255	14.229	20.421	52.905
5	18.415	14.107	20.410	52.932
6	18.000	13.847	20.051	51.898
7	17.947	13.977	20.081	52.005
8	17.876	13.842	20.119	51.837
9	18.029			51.901
10	17.943	13.817	20.005	51.765
11	18.019			51.874

Tour Lap	Secteur 1 Sector 1	Secteur 2 Sector 2	Secteur 3 Sector 3	Temps Time
FINISH				
12	17.888			51.802

246 JETZER Ramona

		17.020	22.050	
START				
	19.034	28.440	48.008	
1	20.509	14.772	21.365	56.646
2	19.137	21.050	21.403	1:01.590
3	18.395	14.033	20.504	52.932
4	18.148	13.932	20.315	52.395
5	17.992	13.850	20.144	51.986
6	17.991	13.982	20.678	52.651
7	18.429	13.823	20.126	52.378
8	18.065	14.334	20.729	53.128
9	18.195			52.655
10	18.328	13.959	22.071	54.358
11	18.152			52.121
FINISH				
12	17.961	13.854	21.334	53.149

266 CAPPELLO Christopher

		15.947	21.775	
START				
	19.270	29.673	48.757	
1	20.033	14.329	20.745	55.107
2	18.267	14.049	20.618	52.934
3	18.150	14.096	20.261	52.507
4	18.165	13.835	20.130	52.130
5	17.984	13.775	20.042	51.801
6	18.003	13.781	19.998	51.782
7	17.935	13.830	20.040	51.805
8	17.942	13.873	19.979	51.794
9	17.892			51.962
10	18.512	13.732	20.243	52.487
11	17.979			51.724
FINISH				
12	17.855			51.619

X 30 CHALLENGE EUROPA 2016

X30 Senior

(Sen) Race 1 - B

Historique / Records

Tour	Secteur 1	Secteur 2	Secteur 3	Temps
Lap	Sector 1	Sector 2	Sector 3	Time

272 RASCLE Hugo

	18.062	22.996		
	START			
20.059	23.023	46.721		
	FINISH			

Grille / Grid	104	146	203	173	119	151	127	266	223	165	124	211	118	246	103	171	163	144	134	147	125	177	112	176	117	235	139	158	218	272	237	208	148	141
---------------	-----	-----	-----	-----	-----	-----	-----	-----	-----	-----	-----	-----	-----	-----	-----	-----	-----	-----	-----	-----	-----	-----	-----	-----	-----	-----	-----	-----	-----	-----	-----	-----	-----	-----

	1	2	3	4	5	6	7	8	9	10	11	12	13	14	15	16	17	18	19	20	21	22	23	24	25	26	27	28	29	30	31	32	33	34
Départ / Start	104	146	203	173	151	119	127	266	165	223	211	124	246	171	118	144	103	134	147	112	177	176	117	218	139	235	158	237	272	208	148	141		
Tour / Lap 1	203	104	173	146	119	266	151	127	165	124	211	223	103	246	171	118	144	147	134	176	177	112	117	235	218	139	158	237	208	141	148			
Tour / Lap 2	203	104	146	173	266	119	151	127	124	211	165	103	223	171	118	147	144	176	117	177	235	112	218	237	208	148	134	141	139	158	246			
Tour / Lap 3	203	104	146	266	119	173	151	124	211	103	165	127	171	223	118	144	147	176	117	235	177	112	218	237	208	148	134	141	158	139	246			
Tour / Lap 4	203	104	146	266	119	173	151	124	103	211	165	171	127	223	144	176	118	147	117	235	177	218	237	208	112	148	134	158	141	139	246			
Tour / Lap 5	203	104	146	266	119	151	173	103	211	124	165	171	127	144	176	147	118	223	117	235	218	237	208	177	148	112	158	134	141	139	246			
Tour / Lap 6	203	104	266	119	146	151	173	103	124	171	165	211	144	176	127	147	118	223	117	235	218	237	208	177	158	148	134	141	139	246	112			
Tour / Lap 7	203	104	266	119	151	146	173	103	171	124	165	211	144	176	147	127	118	117	218	235	237	208	223	158	177	134	148	139	246	141	112			
Tour / Lap 8	203	104	266	119	151	146	173	103	171	124	165	144	176	211	147	127	118	117	218	237	235	208	158	177	148	134	139	246	141	112	223			
Tour / Lap 9	203	104	266	119	151	146	173	103	171	165	124	144	176	211	147	127	118	117	218	237	158	208	235	148	177	134	246	139	141	112				
Tour / Lap 10	203	104	119	151	266	146	173	103	171	165	144	176	124	211	147	118	117	218	127	237	158	208	148	177	134	141	246	139	112					
Tour / Lap 11	203	104	151	119	266	146	171	173	165	144	176	103	124	211	147	118	117	218	127	237	158	208	148	177	134	141	246	139	112					
Tour / Lap 12	203	104	151	119	266	146	171	173	165	144	176	124	103	211	147	117	118	218	127	237	158	208	148	177	134	141	139	246	112					

Cl	N°	Concurrent	Pilote	Nat	Nat	Tours	Ecart	M.Tour	Vitesse	Pénalité	Points
Rnk	No.	Entrant	Driver			Laps	Gap	B.Lap	Speed	Penalty	
1	102	Sodi Kart	FRAÏSSE Vincent	FRA		20		50.844	88,93		88
2	132	PF International	HODGSON Oliver	GBR		20	+0.274	51.000	88,65		83
3	114	KBK Compétition	BARBARIN Guillaume	FRA		20	+0.505	51.023	88,61		79
4	128	Vital Motorsport	ELLIS Hugo	GBR		20	+6.220	51.164	88,37		76
5	150	VDK Racing	BAUDOT Geoffrey	FRA		20	+7.087	50.874	88,87		74
6	170	LTP Competicion	LEON Carlos	SPA		20	+7.088	51.133	88,42		73
7	111	S8 Racing	WILSON Euan	GBR		20	+7.283	51.153	88,39		72
8	131	Team NKS	PAUL Maximilian	GER		20	+7.564	51.165	88,37		71
9	168	RK Compétition	BONNETTO Romain	FRA		20	+7.711	51.089	88,50		70
10	220	Pinto Eduardo	PINTO Diogo	POR		20	+7.881	51.156	88,38		69
11	137	VDK Racing	RIQUET Clément	FRA		20	+9.404	51.006	88,64		68
12	239	GTS Karting	SALVATORE Benjamin	FRA		20	+10.213	51.124	88,44		67
13	215	JRK	LOUSSIER Paul	FRA		20	+11.094	50.930	88,78		66
14	157	Braun Racing	COUT Anthony	FRA		20	+11.246	51.207	88,30		65
15	116	D. Racing	GARCIA Sylver	FRA		20	+11.355	51.145	88,40		64
16	172	Fusion Motorsport	ROBINSON Saul Ryker	GBR		20	+12.150	51.422	87,93		63
17	221	Nascher Patrick	NÄSCHER Patrick	LIE		20	+13.373	51.085	88,51		62
18	136	Eurokarting	CHANY Christopher	FRA		20	+13.923	51.076	88,52		61
19	194	LM Karting	VIAN Jason	FRA		20	+14.288	51.341	88,06		60
20	217	PDB Racing Team	GRINWIS Rowan	NED		20	+15.861	51.332	88,08		59
21	107	Top-Kart Germany	STEFFEN Simon	GER		20	+15.928	51.162	88,37		58
22	174	Kart Runner	GIBIER Sébastien	FRA		20	+16.207	51.258	88,21		57
23	216	Baiguini Massimo	BAIGUINI Ivan	ITA		20	+16.870	51.511	87,77		56
24	140	Motor's	CERIBELLA Anthony	FRA		20	+16.988	51.146	88,40		55
25	273	LTP Compétition	VAN DER LAAN Mauricio	SPA		20	+20.882	51.026	88,61	+10.000	54
26	242	Tenorio octavio	TENORIO Kevin	SPA		20	+21.333	51.546	87,71		53
27	149	Litchfield Motorsport	THOMPSON Joshua	GBR		20	+21.650	51.526	87,75		52
28	121	Kart Shop 67	THOMASSIN Bryan	FRA		20	+21.722	51.371	88,01		51
29	106	CV-Racing Team by HTTP	VON DANWITZ Hendrick	GER		20	+22.354	51.503	87,79		50
30	120	Kart Runner	ANCHER Brian	FRA		20	+22.718	51.589	87,64		49
31	142	Russo Vittorio Maria	RUSSO Vittorio Maria	ITA		19	+1 Lap	50.797	89,01		48
32	205	Marion Aurélien	MARION Aurélien	FRA		17	+3 Laps	51.141	88,41		47
33	129	Idéal Kart	BEAUMANN David	FRA		7	+13 Laps	52.308	86,44		46
34	263	Di Cori Massimo	DI CORI Alessandro	ITA		1	+19 Laps	55.276	81,80		45

Meilleur tour / Best lap: 142 RUSSO Vittorio Maria - 50.797

N° 273 Pénalité 10 secondes / Time penalty of 10s : Carénage avant mal installé / Incorrectly installed front fairing

Sous réserve du contrôle technique ou de fait sportif

Le Chronométrage



Affiché à

Le Président du Collège

Tour	Secteur 1	Secteur 2	Secteur 3	Temps
Lap	Sector 1	Sector 2	Sector 3	Time
102 FRAÏSSE Vincent				
		14.485	20.478	
	START			
	24.279	30.930	39.429	
1	19.083	14.340	20.448	53.871
2	18.348	13.759	19.976	52.083
3	17.777	13.829	19.896	51.502
4	17.867	13.982	20.246	52.095
5	17.910	13.687	19.852	51.449
6	17.785	13.624	19.845	51.254
7	17.716	13.593	19.780	51.089
8	17.713	13.598	19.728	51.039
9	17.635	13.613	20.123	51.371
10	17.705	13.598	19.851	51.154
11	17.635	13.547	20.162	51.344
12	17.733	13.600	19.734	51.067
13	17.750	13.625	19.747	51.122
14	17.655	13.598	19.742	50.995
15	17.660	13.586	19.722	50.968
16	17.816	13.620	19.789	51.225
17	17.730	14.670	19.993	52.393
18	17.732	13.538	19.790	51.060
19	17.613	13.483	19.748	50.844
	FINISH			
20	17.761	13.844	20.487	52.092

106 VON DANWITZ Hendrick

		15.355	21.288	
	START			
	22.620	30.252	36.995	
1	21.032	14.388	21.008	56.428
2	18.509	19.142	21.637	59.288
3	18.581	14.068	20.373	53.022
4	18.125	13.874	20.152	52.151
5	18.021	13.907	20.129	52.057
6	18.003	13.774	20.645	52.422
7	18.133	13.838	20.771	52.742
8	17.919	13.847	20.084	51.850
9	17.854	13.839	20.080	51.773
10	17.864	13.771	20.221	51.856
11	17.973	13.756	19.991	51.720
12	17.898	14.163	20.219	52.280
13	18.313	13.795	19.947	52.055

Tour	Secteur 1	Secteur 2	Secteur 3	Temps
Lap	Sector 1	Sector 2	Sector 3	Time
14	17.827	13.725	20.050	51.602
15	17.792	13.754	19.957	51.503
16	17.918	13.776	19.972	51.666
17	17.920	13.734	20.161	51.815
18	17.899	13.969	19.937	51.805
19	17.826	13.802	20.041	51.669
	FINISH			
20	17.812	13.824	20.016	51.652

107 STEFFEN Simon

		15.168	21.594	
	START			
	22.908	29.148	35.528	
1	21.354	15.567	20.533	57.454
2	18.625	14.545	20.664	53.834
3	18.146	13.784	20.675	52.605
4	18.028	13.783	19.962	51.773
5	17.820	13.555	19.855	51.230
6	17.694	13.593	19.875	51.162
7	17.734	13.948	19.948	51.630
8	17.837	13.659	19.882	51.378
9	17.858	13.952	19.945	51.755
10	17.829	14.321	20.011	52.161
11	17.930	13.649	20.227	51.806
12	18.003	13.698	19.925	51.626
13	17.835	13.689	19.953	51.477
14	17.808	13.659	19.944	51.411
15	17.733	13.718	19.954	51.405
16	17.835	13.788	20.245	51.868
17	17.881	13.748	20.032	51.661
18	17.843	13.656	20.753	52.252
19	18.411	14.362	20.557	53.330
	FINISH			
20	18.155	13.652	20.438	52.245

111 WILSON Euan

		15.241	21.202	
	START			
	22.974	30.180	37.206	
1	20.293	14.626	20.795	55.714
2	18.040	13.788	20.173	52.001
3	17.820	13.675	19.919	51.414

X 30 CHALLENGE EUROPA 2016

X30 Senior

(Sen) Race 1 - A

Historique / Records

Tour Lap	Secteur 1 Sector 1	Secteur 2 Sector 2	Secteur 3 Sector 3	Temps Time
4	17.811	13.801	19.976	51.588
5	17.707	13.702	20.187	51.596
6	17.703	13.704	20.361	51.768
7	17.738	13.627	19.788	51.153
8	17.657	13.667	19.846	51.170
9	17.720	13.832	19.903	51.455
10	17.605	13.665	19.913	51.183
11	17.664	13.671	19.874	51.209
12	17.624	13.997	20.120	51.741
13	17.972	13.667	19.855	51.494
14	17.666	14.162	20.141	51.969
15	17.759	13.697	20.292	51.748
16	17.636	13.789	19.968	51.393
17	17.714	13.740	20.368	51.822
18	17.781	13.747	20.179	51.707
19	17.861	13.814	20.575	52.250
FINISH				
20	17.724	13.702	20.560	51.986

114 BARBARIN Guillaume

14.652		20.842		
START				
	23.524	30.828	39.278	
1	19.058	14.002	20.268	53.328
2	18.044	13.731	20.098	51.873
3	18.022	14.022	20.276	52.320
4	17.841	13.886	20.254	51.981
5	18.061	13.812	20.076	51.949
6	17.739	13.597	19.914	51.250
7	17.773	13.556	19.791	51.120
8	17.690	13.554	19.791	51.035
9	17.761	13.586	19.899	51.246
10	17.973	13.563	19.832	51.368
11	17.724	13.513	19.980	51.217
12	17.774	13.901	19.912	51.587
13	17.691	13.505	19.856	51.052
14	17.674	13.532	19.817	51.023
15	17.785	13.523	19.833	51.141
16	17.717	13.600	19.800	51.117
17	17.648	13.642	20.187	51.477
18	17.731	13.608	19.852	51.191

Tour Lap	Secteur 1 Sector 1	Secteur 2 Sector 2	Secteur 3 Sector 3	Temps Time
19	17.704	13.595	19.881	51.180
FINISH				
20	17.760	13.638	20.451	51.849

116 GARCIA Sylver

15.197		21.449		
START				
	22.990	29.857	36.586	
1	21.311	14.299	21.121	56.731
2	19.123	14.124	20.808	54.055
3	18.526	14.213	20.474	53.213
4	18.030	14.377	20.308	52.715
5	17.851	13.686	19.917	51.454
6	17.780	14.095	20.327	52.202
7	17.865	13.695	19.830	51.390
8	17.756	13.644	19.870	51.270
9	17.723	13.717	20.054	51.494
10	17.851	13.967	20.076	51.894
11	17.723	13.627	19.911	51.261
12	17.768	13.641	19.864	51.273
13	17.754	13.622	19.851	51.227
14	17.787	13.693	19.864	51.344
15	17.672	13.630	20.023	51.325
16	18.253	13.707	20.188	52.148
17	17.809	13.631	19.796	51.236
18	17.830	13.735	19.810	51.375
19	17.704	13.670	19.771	51.145
FINISH				
20	17.718	13.650	20.158	51.526

120 ANCHER Brian

15.058		21.385		
START				
	23.088	29.203	34.979	
1	21.997	15.405	21.582	58.984
2	18.336	14.295	21.780	54.411
3	19.304	14.066	20.409	53.779
4	18.041	14.111	20.473	52.625
5	17.988	13.799	20.256	52.043

X 30 CHALLENGE EUROPA 2016

X30 Senior

(Sen) Race 1 - A

Historique / Records

Tour Lap	Secteur 1 Sector 1	Secteur 2 Sector 2	Secteur 3 Sector 3	Temps Time
6	17.913	13.855	20.556	52.324
7	18.128	13.836	20.738	52.702
8	18.016	13.754	20.178	51.948
9	18.193	13.759	19.956	51.908
10	17.893	13.782	20.090	51.765
11	17.948	13.863	19.961	51.772
12	17.780	13.899	20.383	52.062
13	17.868	13.752	20.039	51.659
14	17.722	13.794	20.073	51.589
15	17.776	13.812	20.096	51.684
16	17.812	13.793	20.001	51.606
17	17.849	13.787	20.543	52.179
18	17.908	14.206	20.000	52.114
19	17.841	13.814	19.955	51.610
FINISH				
20	17.765	13.774	20.086	51.625

121 THOMASSIN Bryan

15.232		21.346		
START				
23.324		28.876	34.616	
1	21.917	15.369	21.386	58.672
2	18.384	14.466	21.905	54.755
3	20.386	14.003	20.192	54.581
4	18.011	13.868	20.282	52.161
5	17.900	13.812	20.216	51.928
6	17.951	13.910	20.430	52.291
7	18.180	13.882	20.631	52.693
8	18.052	13.793	20.105	51.950
9	17.861	13.667	20.141	51.669
10	17.848	13.679	20.050	51.577
11	17.830	13.810	20.001	51.641
12	17.797	13.716	20.047	51.560
13	17.778	13.749	19.929	51.456
14	17.743	13.724	19.947	51.414
15	17.675	13.723	19.976	51.374
16	17.731	13.696	19.944	51.371
17	17.764	13.712	20.042	51.518
18	17.966	14.021	20.310	52.297
19	17.881	13.754	20.143	51.778
FINISH				

Tour Lap	Secteur 1 Sector 1	Secteur 2 Sector 2	Secteur 3 Sector 3	Temps Time
20	17.906	13.871	21.040	52.817

128 ELLIS Hugo

14.973		20.955		
START				
23.053		31.188	38.150	
1	19.388	15.092	20.423	54.903
2	18.021	13.761	19.925	51.707
3	17.858	13.743	20.263	51.864
4	17.840	13.676	19.926	51.442
5	18.142	14.387	20.063	52.592
6	17.715	13.665	20.367	51.747
7	17.745	13.622	19.837	51.204
8	17.722	13.637	19.805	51.164
9	17.766	13.708	19.853	51.327
10	17.725	13.725	19.865	51.315
11	17.691	13.713	19.890	51.294
12	17.916	13.716	20.021	51.653
13	17.716	13.752	19.878	51.346
14	17.751	14.268	20.156	52.175
15	17.755	13.735	20.491	51.981
16	17.845	13.654	19.958	51.457
17	17.786	13.637	20.116	51.539
18	17.749	13.780	20.169	51.698
19	17.835	13.730	20.065	51.630
FINISH				
20	17.820	13.752	20.110	51.682

129 BEAUMANN David

15.432		20.896		
START				
22.994		30.804	37.465	
1	20.710	14.320	21.507	56.537
2	18.651	16.985	22.397	58.033
3	18.637	13.988	20.212	52.837
4	18.122	13.874	20.329	52.325
5	18.182	13.769	20.751	52.702
6	17.940	13.684	20.684	52.308
7	18.220	1:14.114	33.818	2:06.152

X 30 CHALLENGE EUROPA 2016

X30 Senior

(Sen) Race 1 - A

Historique / Records

Tour	Secteur 1	Secteur 2	Secteur 3	Temps
Lap	Sector 1	Sector 2	Sector 3	Time

FINISH

131 PAUL Maximilian

	14.691	20.801		
	START			
	23.134	30.946	38.972	
1	19.375	13.974	20.579	53.928
2	18.145	13.716	20.016	51.877
3	17.889	13.736	20.086	51.711
4	17.855	13.844	20.226	51.925
5	18.363	13.700	20.196	52.259
6	17.810	14.124	20.122	52.056
7	17.810	13.700	19.918	51.428
8	17.763	13.684	19.882	51.329
9	17.787	13.780	20.498	52.065
10	18.092	13.771	20.306	52.169
11	18.065	13.667	19.957	51.689
12	17.738	13.624	19.803	51.165
13	17.695	13.625	19.921	51.241
14	17.719	13.695	20.480	51.894
15	17.754	14.610	20.125	52.489
16	17.742	13.679	19.960	51.381
17	17.737	13.893	20.079	51.709
18	17.758	13.672	19.956	51.386
19	17.779	13.626	20.204	51.609
	FINISH			
20	17.844	13.760	20.240	51.844

132 HODGSON Oliver

	14.528	20.741		
	START			
	24.568	30.860	39.897	
1	18.954	13.996	20.225	53.175
2	18.055	13.946	20.101	52.102
3	17.949	13.885	19.998	51.832
4	18.006	13.910	20.472	52.388
5	18.191	14.095	20.165	52.451
6	17.808	13.711	19.865	51.384
7	17.790	13.616	20.062	51.468

Tour	Secteur 1	Secteur 2	Secteur 3	Temps
Lap	Sector 1	Sector 2	Sector 3	Time

8	17.696	13.614	19.794	51.104
9	17.668	13.620	19.846	51.134
10	17.656	13.610	19.798	51.064
11	17.617	13.585	19.846	51.048
12	17.712	13.649	19.737	51.098
13	17.725	13.592	19.784	51.101
14	17.642	13.588	19.785	51.015
15	17.626	13.620	19.754	51.000
16	17.687	13.613	19.726	51.026
17	17.659	13.750	20.049	51.458
18	17.667	13.627	19.781	51.075
19	17.652	13.603	19.999	51.254
	FINISH			
20	17.694	13.874	20.632	52.200

136 CHANY Christopher

	15.099	22.317		
	START			
	22.407	29.570	36.665	
1	20.864	14.380	20.907	56.151
2	18.652	14.623	20.907	54.182
3	18.230	13.691	19.966	51.887
4	17.901	13.675	19.895	51.471
5	17.788	13.688	19.906	51.382
6	17.760	13.679	19.794	51.233
7	17.692	13.727	19.775	51.194
8	17.679	13.600	19.819	51.098
9	17.744	13.646	19.828	51.218
10	17.729	13.701	19.754	51.184
11	17.779	13.553	19.749	51.081
12	17.720	13.690	19.940	51.350
13	17.704	13.585	19.787	51.076
14	17.789	13.625	20.202	51.616
15	17.861	14.580	23.605	56.046
16	18.554	13.733	20.133	52.420
17	18.128	13.888	19.955	51.971
18	17.794	13.702	21.062	52.558
19	17.864	13.929	19.990	51.783
	FINISH			
20	17.867	13.725	20.081	51.673

X 30 CHALLENGE EUROPA 2016

X30 Senior

(Sen) Race 1 - A

Historique / Records

Tour	Secteur 1	Secteur 2	Secteur 3	Temps
Lap	Sector 1	Sector 2	Sector 3	Time

137 RIQUET Clément

		15.332	21.221	
	START			
	22.756	30.112	36.939	
1	20.787	14.287	21.008	56.082
2	18.189	13.831	20.069	52.089
3	18.018	13.732	19.964	51.714
4	17.861	13.714	19.974	51.549
5	17.835	13.718	19.959	51.512
6	17.793	13.684	20.047	51.524
7	17.799	13.656	19.836	51.291
8	17.782	13.672	19.916	51.370
9	17.750	13.648	19.853	51.251
10	17.771	13.669	20.308	51.748
11	17.847	13.672	19.833	51.352
12	17.681	13.660	19.805	51.146
13	17.600	13.608	19.798	51.006
14	17.699	13.897	21.080	52.676
15	18.606	13.990	21.606	54.202
16	17.972	14.048	20.082	52.102
17	17.752	13.613	19.989	51.354
18	17.712	13.654	20.190	51.556
19	17.770	13.690	19.941	51.401
	FINISH			
20	17.793	13.644	19.956	51.393

140 CERIBELLA Anthony

		15.211	21.521	
	START			
	23.055	29.063	35.212	
1	22.148	15.305	21.096	58.549
2	18.626	14.510	21.981	55.117
3	18.300	13.855	20.163	52.318
4	17.925	13.975	20.584	52.484
5	18.230	13.856	20.686	52.772
6	17.924	13.643	20.603	52.170
7	18.048	13.778	19.928	51.754
8	17.833	13.977	20.100	51.910
9	17.791	13.604	19.926	51.321

Tour	Secteur 1	Secteur 2	Secteur 3	Temps
Lap	Sector 1	Sector 2	Sector 3	Time

10	17.832	13.575	19.919	51.326
11	17.765	13.802	19.885	51.452
12	17.750	13.639	19.919	51.308
13	17.734	13.552	19.896	51.182
14	17.732	13.598	19.971	51.301
15	17.754	13.642	19.951	51.347
16	17.821	13.619	19.889	51.329
17	17.750	13.604	19.851	51.205
18	17.695	13.652	19.799	51.146
19	17.828	13.689	20.404	51.921
	FINISH			
20	18.210	14.019	21.009	53.238

142 RUSSO Vittorio Maria

		14.542	20.850	
	START			
	23.544	31.342	39.497	
1	19.674	14.529	20.318	54.521
2	18.038	13.680	20.018	51.736
3	17.787	14.081	20.092	51.960
4	17.869	13.608	19.926	51.403
5	18.460	13.921	19.917	52.298
6	17.760	13.636	19.806	51.202
7	17.754	13.526	19.789	51.069
8	17.651	13.579	19.618	50.848
9	17.646	13.557	19.758	50.961
10	17.601	13.634	19.678	50.913
11	17.645	13.496	20.312	51.453
12	17.717	13.618	19.838	51.173
13	17.660	13.566	19.687	50.913
14	17.620	13.526	19.651	50.797
15	17.686	13.543	19.681	50.910
16	17.892	13.562	19.808	51.262
17	17.694	13.821	19.805	51.320
18	17.744	13.601	19.735	51.080
19	17.690	13.610	19.753	51.053
	FINISH			

149 THOMPSON Joshua

		15.262	21.449	
--	--	--------	--------	--

X 30 CHALLENGE EUROPA 2016

X30 Senior

(Sen) Race 1 - A

Historique / Records

Tour	Secteur 1	Secteur 2	Secteur 3	Temps
Lap	Sector 1	Sector 2	Sector 3	Time
START				
	23.057	29.486	35.665	
1	21.506	14.584	20.745	56.835
2	19.368	15.347	20.791	55.506
3	18.007	14.287	20.638	52.932
4	18.029	13.940	20.485	52.454
5	18.564	14.358	20.234	53.156
6	17.970	13.819	20.086	51.875
7	17.932	13.792	19.948	51.672
8	17.861	13.793	19.907	51.561
9	17.786	13.774	19.966	51.526
10	17.914	13.904	20.056	51.874
11	17.981	14.302	19.855	52.138
12	17.941	13.778	19.977	51.696
13	17.962	13.815	20.191	51.968
14	17.890	13.864	20.043	51.797
15	17.811	13.953	20.127	51.891
16	17.972	13.884	20.095	51.951
17	17.903	13.836	20.540	52.279
18	17.959	13.921	20.430	52.310
19	18.101	13.895	20.133	52.129
FINISH				
20	18.157	13.846	20.515	52.518

150 BAUDOT Geoffrey

	14.498	20.692		
START				
	24.518	30.870	40.178	
1	19.204	13.962	20.452	53.618
2	18.158	13.673	19.969	51.800
3	17.808	13.730	20.020	51.558
4	17.907	13.781	20.268	51.956
5	17.730	13.686	19.930	51.346
6	17.748	13.702	19.901	51.351
7	17.662	13.620	19.793	51.075
8	17.606	13.691	19.795	51.092
9	17.686	13.734	20.008	51.428
10	17.635	13.671	19.798	51.104
11	17.627	13.646	20.574	51.847
12	17.627	13.676	19.842	51.145
13	17.695	13.635	20.035	51.365

Tour	Secteur 1	Secteur 2	Secteur 3	Temps
Lap	Sector 1	Sector 2	Sector 3	Time
14	17.635	13.540	19.732	50.907
15	17.654	13.535	19.829	51.018
16	17.658	13.645	19.791	51.094
17	17.591	14.009	19.954	51.554
18	17.666	13.540	19.796	51.002
19	17.622	13.559	19.693	50.874
FINISH				
20	17.542	13.609	28.495	59.646

157 COUT Anthony

		15.111	21.853	
START				
	22.761	29.863	35.804	
1	21.463	14.434	20.959	56.856
2	18.941	15.134	20.556	54.631
3	18.233	13.778	20.549	52.560
4	18.028	13.797	19.987	51.812
5	17.792	13.635	20.139	51.566
6	17.757	13.626	19.824	51.207
7	17.711	13.723	19.866	51.300
8	17.730	13.692	19.943	51.365
9	17.725	13.640	19.934	51.299
10	17.777	13.689	20.009	51.475
11	17.703	13.690	19.948	51.341
12	17.810	13.651	20.015	51.476
13	17.993	13.590	19.979	51.562
14	17.773	13.717	20.041	51.531
15	17.794	13.687	20.096	51.577
16	17.805	13.693	19.953	51.451
17	17.767	13.713	20.010	51.490
18	17.810	14.146	20.058	52.014
19	17.820	13.664	20.108	51.592
FINISH				
20	17.747	13.729	20.220	51.696

168 BONNETTO Romain

		15.281	20.590	
START				
	23.230	30.471	38.273	

X 30 CHALLENGE EUROPA 2016

X30 Senior

(Sen) Race 1 - A

Historique / Records

Tour Lap	Secteur 1 Sector 1	Secteur 2 Sector 2	Secteur 3 Sector 3	Temps Time
1	20.936	14.300	21.635	56.871
2	18.623	14.397	20.213	53.233
3	17.960	13.691	19.920	51.571
4	17.836	13.745	19.892	51.473
5	17.748	13.636	19.842	51.226
6	17.704	13.651	19.923	51.278
7	17.860	13.772	19.841	51.473
8	17.690	13.746	20.209	51.645
9	17.698	13.605	19.934	51.237
10	17.677	13.697	19.848	51.222
11	17.689	13.598	19.853	51.140
12	17.626	13.684	19.842	51.152
13	17.634	13.585	19.870	51.089
14	17.717	13.690	20.465	51.872
15	17.765	13.913	19.942	51.620
16	17.705	13.568	19.864	51.137
17	17.803	13.692	20.406	51.901
18	17.811	13.645	20.137	51.593
19	17.687	13.728	20.903	52.318
FINISH				
20	17.938	13.681	20.277	51.896

170 LEON Carlos

15.064		20.695		
START				
23.208		30.660	38.598	
1	19.797	14.332	20.225	54.354
2	18.060	13.707	19.981	51.748
3	17.776	13.901	20.381	52.058
4	17.809	13.662	19.872	51.343
5	18.174	14.122	20.002	52.298
6	17.771	13.937	20.741	52.449
7	18.129	13.640	19.812	51.581
8	17.745	13.714	19.812	51.271
9	17.669	13.675	19.949	51.293
10	17.761	13.631	19.741	51.133
11	17.707	13.730	19.774	51.211
12	17.752	13.742	20.099	51.593
13	17.763	13.673	19.795	51.231
14	17.742	13.995	20.053	51.790
15	17.824	13.787	20.707	52.318

Tour Lap	Secteur 1 Sector 1	Secteur 2 Sector 2	Secteur 3 Sector 3	Temps Time
16	17.906	13.676	19.950	51.532
17	17.786	13.936	20.134	51.856
18	17.859	13.682	19.929	51.470
19	17.892	13.720	20.215	51.827
FINISH				
20	17.822	13.763	20.477	52.062

172 ROBINSON Saul Ryker

14.774		20.903		
START				
22.951		30.891	39.051	
1	20.067	14.486	20.801	55.354
2	18.544	13.805	20.605	52.954
3	17.931	13.761	20.171	51.863
4	17.906	13.986	20.136	52.028
5	17.837	13.735	20.154	51.726
6	17.894	13.777	20.107	51.778
7	17.877	13.943	20.132	51.952
8	17.808	13.708	20.049	51.565
9	17.751	13.869	20.174	51.794
10	17.797	13.784	20.254	51.835
11	17.835	13.893	20.375	52.103
12	18.841	13.791	20.068	52.700
13	17.852	13.668	20.013	51.533
14	17.750	14.103	20.126	51.979
15	17.788	13.734	20.465	51.987
16	18.074	13.774	20.058	51.906
17	17.786	13.753	20.011	51.550
18	17.802	13.974	20.002	51.778
19	17.779	13.698	19.945	51.422
FINISH				
20	17.925	13.762	20.053	51.740

174 GIBIER Sébastien

15.128		21.472		
START				
23.508		28.765	35.069	
1	21.819	15.221	20.837	57.877
2	18.296	15.060	21.005	54.361

X 30 CHALLENGE EUROPA 2016

X30 Senior

(Sen) Race 1 - A

Historique / Records

Tour Lap	Secteur 1 Sector 1	Secteur 2 Sector 2	Secteur 3 Sector 3	Temps Time
3	18.024	14.096	21.061	53.181
4	18.015	14.044	20.914	52.973
5	17.880	14.081	20.320	52.281
6	17.895	13.835	21.315	53.045
7	17.843	13.708	19.951	51.502
8	17.790	13.739	19.969	51.498
9	17.680	13.762	19.929	51.371
10	17.674	13.719	19.919	51.312
11	17.675	13.734	19.965	51.374
12	17.733	13.725	19.868	51.326
13	17.708	13.659	19.891	51.258
14	17.715	13.679	20.293	51.687
15	17.691	13.715	19.917	51.323
16	17.893	13.704	19.916	51.513
17	17.661	13.674	19.966	51.301
18	17.696	13.703	19.872	51.271
19	17.766	13.698	20.113	51.577
FINISH				
20	18.040	13.837	20.324	52.201

194 VIAN Jason

15.129		21.477			
START					
22.900		28.950	35.306		
1	21.262	14.980	20.616	56.858	
2	18.574	15.542	20.993	55.109	
3	18.030	13.936	20.152	52.118	
4	18.606	14.169	20.417	53.192	
5	18.326	13.923	20.034	52.283	
6	17.955	13.774	19.942	51.671	
7	17.783	13.685	19.873	51.341	
8	17.752	13.745	19.873	51.370	
9	17.786	13.824	19.884	51.494	
10	17.777	13.731	19.949	51.457	
11	17.749	13.716	19.937	51.402	
12	17.853	13.666	19.978	51.497	
13	17.779	13.732	19.870	51.381	
14	17.801	13.722	19.866	51.389	
15	17.792	13.668	20.000	51.460	
16	17.776	13.718	20.004	51.498	
17	17.902	13.699	19.922	51.523	

Tour Lap	Secteur 1 Sector 1	Secteur 2 Sector 2	Secteur 3 Sector 3	Temps Time
18	17.815	13.780	20.205	51.800
19	17.947	13.904	19.888	51.739
FINISH				
20	17.907	13.738	20.002	51.647

205 MARION Aurélien

15.095		21.348			
START					
23.125		29.533	36.431		
1	21.469	14.243	20.876	56.588	
2	18.805	14.114	20.777	53.696	
3	18.551	13.788	19.958	52.297	
4	17.894	13.701	19.819	51.414	
5	17.836	13.656	19.905	51.397	
6	17.836	13.770	19.868	51.474	
7	17.841	13.659	19.873	51.373	
8	17.806	13.641	19.766	51.213	
9	17.695	13.688	19.901	51.284	
10	17.769	13.591	19.822	51.182	
11	17.711	13.660	19.782	51.153	
12	17.734	13.658	19.749	51.141	
13	17.774	13.623	19.801	51.198	
14	17.718	13.669	19.812	51.199	
15	17.951	13.896	28.273	1:00.120	
16	18.621	13.891	20.035	52.547	
17	17.904	13.696	20.167	51.767	
FINISH					

215 LOUSSIER Paul

15.253		21.217			
START					
23.108		30.125	35.976		
1	21.274	14.452	21.177	56.903	
2	18.961	14.277	20.657	53.895	
3	18.578	14.166	21.252	53.996	
4	18.194	13.743	20.064	52.001	
5	17.878	13.710	19.890	51.478	
6	17.706	13.847	19.926	51.479	
7	17.691	13.744	19.841	51.276	

X 30 CHALLENGE EUROPA 2016

X30 Senior

(Sen) Race 1 - A

Historique / Records

Tour	Secteur 1	Secteur 2	Secteur 3	Temps
Lap	Sector 1	Sector 2	Sector 3	Time
8	17.627	13.582	19.721	50.930
9	17.722	14.176	19.923	51.821
10	17.653	14.103	19.929	51.685
11	17.637	13.663	19.833	51.133
12	17.639	13.580	19.883	51.102
13	17.613	13.628	19.945	51.186
14	17.711	14.188	20.078	51.977
15	17.768	13.631	20.127	51.526
16	17.853	13.693	19.888	51.434
17	17.637	13.661	19.842	51.140
18	17.674	13.843	19.917	51.434
19	17.736	13.613	19.878	51.227
FINISH				
20	17.823	13.725	20.721	52.269

216 BAIGUINI Ivan

	15.329	21.053		
START				
	22.667	30.247	37.628	
1	19.589	15.073	21.605	56.267
2	18.597	13.964	20.328	52.889
3	18.155	13.852	20.157	52.164
4	18.053	14.165	20.188	52.406
5	18.046	13.868	20.518	52.432
6	17.952	13.839	19.997	51.788
7	17.920	14.068	20.212	52.200
8	17.923	13.778	19.922	51.623
9	18.124	14.200	20.362	52.686
10	17.950	14.027	20.430	52.407
11	17.896	13.770	19.988	51.654
12	17.809	13.744	19.958	51.511
13	17.821	13.794	19.914	51.529
14	17.834	13.821	19.934	51.589
15	17.895	13.763	20.086	51.744
16	17.859	13.773	19.968	51.600
17	17.849	13.762	19.977	51.588
18	17.896	13.997	20.328	52.221
19	18.290	13.862	20.689	52.841
FINISH				
20	18.326	13.861	20.736	52.923

Tour	Secteur 1	Secteur 2	Secteur 3	Temps
Lap	Sector 1	Sector 2	Sector 3	Time

217 GRINWIS Rowan

		15.130	21.320	
START				
	23.732	28.699	33.969	
1	21.218	15.531	21.300	58.049
2	18.304	14.588	21.407	54.299
3	17.992	13.775	20.586	52.353
4	17.860	14.166	20.238	52.264
5	18.334	14.126	20.137	52.597
6	17.793	13.775	20.030	51.598
7	17.751	13.739	19.936	51.426
8	17.702	13.725	19.928	51.355
9	17.729	13.766	19.990	51.485
10	17.751	13.756	19.967	51.474
11	17.777	13.753	19.933	51.463
12	17.668	13.758	19.906	51.332
13	17.804	13.734	19.900	51.438
14	17.722	13.780	19.872	51.374
15	17.753	13.774	20.041	51.568
16	17.764	13.762	20.037	51.563
17	17.835	13.802	19.998	51.635
18	17.700	13.721	20.070	51.491
19	17.958	13.813	20.636	52.407
FINISH				
20	17.981	13.811	20.453	52.245

220 PINTO Diogo

		15.104	20.594	
START				
	23.310	30.989	37.979	
1	20.261	14.691	20.514	55.466
2	18.096	13.787	19.998	51.881
3	17.852	13.771	20.031	51.654
4	17.777	13.632	19.930	51.339
5	17.747	13.995	19.870	51.612
6	17.778	13.834	21.507	53.119
7	18.056	13.795	19.946	51.797
8	17.751	14.070	19.872	51.693
9	17.738	13.703	20.147	51.588

X 30 CHALLENGE EUROPA 2016

X30 Senior

(Sen) Race 1 - A

Historique / Records

Tour	Secteur 1	Secteur 2	Secteur 3	Temps
Lap	Sector 1	Sector 2	Sector 3	Time
10	17.802	13.610	19.850	51.262
11	17.712	13.574	19.885	51.171
12	17.698	13.935	19.935	51.568
13	17.763	13.592	19.801	51.156
14	17.740	13.620	20.223	51.583
15	17.948	13.730	19.963	51.641
16	17.880	13.679	19.978	51.537
17	17.833	13.825	20.024	51.682
18	17.810	13.701	19.899	51.410
19	17.791	13.646	20.681	52.118
FINISH				
20	17.955	13.674	20.252	51.881

221 NÄSCHER Patrick

		15.181	21.464	
START				
		23.143	29.290	35.458
1	21.842	15.357	20.659	57.858
2	18.486	14.612	20.608	53.706
3	18.179	13.727	20.491	52.397
4	18.805	13.688	20.032	52.525
5	17.894	13.623	19.935	51.452
6	17.831	13.754	19.995	51.580
7	17.763	13.676	19.810	51.249
8	17.714	13.590	19.781	51.085
9	17.711	13.831	20.262	51.804
10	17.924	13.783	19.877	51.584
11	17.936	13.624	19.930	51.490
12	17.693	13.710	19.918	51.321
13	17.763	13.644	19.862	51.269
14	17.764	13.687	19.871	51.322
15	17.725	13.682	20.355	51.762
16	18.159	13.780	20.495	52.434
17	17.901	13.721	20.156	51.778
18	17.869	13.691	20.187	51.747
19	17.819	13.759	20.035	51.613
FINISH				
20	17.852	13.716	20.098	51.666

Tour	Secteur 1	Secteur 2	Secteur 3	Temps
Lap	Sector 1	Sector 2	Sector 3	Time

239 SALVATORE Benjamin

		15.169	21.523	
START				
		23.062	29.191	36.158
1	21.844	15.024	20.680	57.548
2	18.717	14.580	20.560	53.857
3	17.944	13.865	20.536	52.345
4	18.015	13.788	19.915	51.718
5	17.732	13.595	19.883	51.210
6	17.692	13.625	19.851	51.168
7	17.706	13.646	19.790	51.142
8	17.659	13.665	19.918	51.242
9	17.657	13.646	19.873	51.176
10	17.643	13.617	19.864	51.124
11	17.692	13.629	20.345	51.666
12	18.438	13.699	19.935	52.072
13	17.680	13.739	19.868	51.287
14	17.704	13.638	19.926	51.268
15	17.752	13.720	19.914	51.386
16	17.864	13.831	19.997	51.692
17	17.710	13.674	19.912	51.296
18	17.694	13.796	20.262	51.752
19	18.047	13.753	19.971	51.771
FINISH				
20	17.869	13.870	20.161	51.900

242 TENORIO Kevin

		16.029	20.831	
START				
		22.019	29.166	33.626
1	21.470	15.429	21.190	58.089
2	18.270	14.221	21.470	53.961
3	18.109	13.833	20.220	52.162
4	18.090	14.253	20.125	52.468
5	18.287	14.072	20.189	52.548
6	18.038	14.220	21.085	53.343
7	18.383	13.797	20.018	52.198
8	17.892	13.800	19.967	51.659
9	17.887	13.791	20.006	51.684

X 30 CHALLENGE EUROPA 2016

X30 Senior

(Sen) Race 1 - A

Historique / Records

Tour Lap	Secteur 1 Sector 1	Secteur 2 Sector 2	Secteur 3 Sector 3	Temps Time
10	17.869	13.781	20.008	51.658
11	17.897	13.780	20.001	51.678
12	17.877	13.849	20.018	51.744
13	17.836	13.778	20.036	51.650
14	17.843	13.742	19.961	51.546
15	17.807	13.798	19.989	51.594
16	17.837	13.792	19.990	51.619
17	17.930	13.817	20.064	51.811
18	18.044	14.150	20.162	52.356
19	17.968	13.870	20.329	52.167
FINISH				
20	18.095	13.783	20.460	52.338

Tour Lap	Secteur 1 Sector 1	Secteur 2 Sector 2	Secteur 3 Sector 3	Temps Time
16	17.759	13.725	19.906	51.390
17	17.830	13.719	19.926	51.475
18	17.718	13.717	20.003	51.438
19	17.977	13.783	19.990	51.750
FINISH				
20	17.822	13.872	20.656	52.350

263 DI CORI Alessandro

	14.751	20.738		
START				
	23.048	31.346	39.354	
1	20.280	14.477	20.519	55.276
FINISH				

273 VAN DER LAAN Mauricio

	15.292	21.293		
START				
	23.069	29.531	35.623	
1	21.520	14.760	20.557	56.837
2	18.826	14.648	20.103	53.577
3	18.358	14.011	20.546	52.915
4	17.890	13.673	19.958	51.521
5	17.755	13.709	19.906	51.370
6	17.729	13.639	19.779	51.147
7	17.740	13.697	19.815	51.252
8	17.678	13.617	19.731	51.026
9	17.691	13.677	19.818	51.186
10	17.663	13.649	19.841	51.153
11	17.743	13.718	20.531	51.992
12	18.179	13.932	19.950	52.061
13	18.131	13.691	19.856	51.678
14	17.689	13.725	19.834	51.248
15	17.747	13.746	20.350	51.843

Grille / Grid	132	150	102	142	114	263	131	172	128	170	220	168	129	216	106	111	116	137	215	136	157	205	149	239	221	273	140	107	174	194	121	120	242	217
---------------	-----	-----	-----	-----	-----	-----	-----	-----	-----	-----	-----	-----	-----	-----	-----	-----	-----	-----	-----	-----	-----	-----	-----	-----	-----	-----	-----	-----	-----	-----	-----	-----	-----	-----

	1	2	3	4	5	6	7	8	9	10	11	12	13	14	15	16	17	18	19	20	21	22	23	24	25	26	27	28	29	30	31	32	33	34
Départ / Start	132	102	114	150	142	131	263	128	172	170	220	168	129	216	111	106	116	137	215	136	205	157	149	239	273	221	140	107	174	194	121	120	217	242
Tour / Lap 1	132	114	102	150	131	142	170	128	263	172	220	111	216	137	129	106	136	168	116	205	215	157	149	273	194	239	107	221	174	140	217	121	242	120
Tour / Lap 2	132	114	150	102	131	142	170	128	220	111	172	137	216	168	205	136	116	215	273	157	239	107	221	149	194	174	217	242	129	140	121	120	106	
Tour / Lap 3	132	150	102	114	131	142	170	128	220	111	172	137	216	168	136	205	273	116	239	157	221	107	215	194	149	217	242	174	140	129	120	106	121	
Tour / Lap 4	150	132	102	114	131	142	170	128	220	111	137	172	168	216	136	205	273	239	157	107	116	215	221	149	194	217	242	140	174	129	106	120	121	
Tour / Lap 5	150	102	114	132	131	142	170	220	128	111	137	172	168	136	205	216	273	239	107	157	116	215	221	194	217	242	149	174	140	129	106	120	121	
Tour / Lap 6	150	102	114	132	142	131	128	170	111	137	220	172	168	136	205	216	273	239	107	157	215	221	116	194	217	149	140	129	242	174	106	120	121	
Tour / Lap 7	150	102	114	142	132	131	128	111	170	137	220	168	172	136	205	273	239	216	157	107	215	221	116	194	217	149	140	174	242	106	120	121	129	
Tour / Lap 8	150	102	114	142	132	131	128	111	170	137	220	168	172	136	205	273	239	216	157	107	215	221	116	194	217	149	174	140	242	106	120	121		
Tour / Lap 9	150	102	114	142	132	128	111	131	170	137	168	220	136	172	205	273	239	157	107	215	216	221	116	194	217	149	174	140	242	106	121	120		
Tour / Lap 10	150	102	142	114	132	128	111	170	131	137	168	220	136	205	172	273	239	157	215	107	221	116	216	194	217	149	174	140	242	121	106	120		
Tour / Lap 11	102	150	142	114	132	128	111	170	137	131	168	220	136	205	273	239	157	215	221	107	116	216	194	217	174	140	149	242	121	106	120			
Tour / Lap 12	102	150	142	132	114	128	111	170	137	131	168	136	220	205	273	239	172	157	215	221	116	107	216	194	217	174	140	149	242	121	106	120		
Tour / Lap 13	102	142	150	132	114	128	170	111	137	131	168	136	220	205	239	273	172	157	215	221	116	107	216	194	217	174	140	149	242	121	120	106		
Tour / Lap 14	102	142	150	132	114	170	128	111	131	168	137	136	220	205	239	273	157	172	215	221	116	107	216	194	217	140	174	149	242	121	120	106		
Tour / Lap 15	102	142	150	132	114	111	128	170	168	220	131	137	239	273	157	136	215	172	116	221	107	216	194	217	205	140	174	149	242	121	120	106		
Tour / Lap 16	102	142	150	132	114	111	128	170	168	220	131	239	137	273	157	215	172	136	116	107	221	216	194	217	140	174	205	149	242	121	120	106		
Tour / Lap 17	142	150	132	102	114	128	111	170	168	220	131	239	137	273	157	215	172	116	136	107	221	216	194	217	140	174	205	242	149	121	106	120		
Tour / Lap 18	142	150	132	102	114	128	111	170	168	220	131	239	137	273	215	157	116	172	221	107	136	194	216	217	140	174	242	149	121	106	120			
Tour / Lap 19	142	150	102	132	114	128	170	111	131	168	220	137	239	273	215	157	116	172	221	136	194	217	107	140	216	174	121	242	149	106	120			
Tour / Lap 20	102	132	114	128	150	170	111	131	168	220	137	239	273	215	157	116	172	221	136	194	217	107	174	216	140	242	149	121	106	120				

X30 Senior

(Sen) Race 2 - B

Classement / Classification

Cl ^t	N ^o	Concurrent	Pilote	Nat	Nat	Tours	Ecart	M.Tour	Vitesse	Pénalité	Points
Rnk	No.	Entrant	Driver			Laps	Gap	B.Lap	Speed	Penalty	
1	144	R Reproduction	LAY Gilian	FRA		12		51.511	87,77		88
2	124	Litchfield Motorsport	HASKETT Roman	GBR		12	+0.988	51.416	87,94		83
3	104	Evokart Srl	SOTIROPOULOS Fotis	GRE		12	+1.410	51.479	87,83	+3.000	79
4	203	Mattu Bastiano	MATTU Fabio	ITA		12	+1.411	51.518	87,76		76
5	151	AC Motorsport	FONTECHA MARTINEZ Laia	SPA		12	+2.329	51.639	87,56		74
6	266	Cappello Motorsport	CAPPELLO Christopher	FRA		12	+2.486	51.401	87,96		73
7	176	Ludo Racing	ARNAUD Hugo	FRA		12	+3.388	51.590	87,64		72
8	173	240 Racing	MARKIEWICZ Nicolas	FRA		12	+3.863	51.690	87,47		71
9	146	Braun Racing	ESCARTIN Orso	FRA		12	+3.965	51.633	87,57		70
10	147	Mc Mahon	MC MAHON Sean	IRL		12	+4.290	51.521	87,76		69
11	117	Team Zinner	HAUSSERMANN Justin	GER		12	+8.359	51.672	87,50		68
12	218	Duarte Paulo	DUARTE Luis	POR		12	+10.594	52.038	86,89		67
13	119	IM-Racing	LEHNER Norick	SUI		12	+10.728	51.834	87,23		66
14	158	Marserou	MARSEROU Vincent	FRA		12	+10.837	51.689	87,47		65
15	118	Mad-Croc Karting	OVASKA Tuisku	FIN		12	+11.001	51.902	87,11		64
16	211	Im-Racing	FELBER Alessandro	SUI		12	+12.191	51.987	86,97		63
17	235	SWRD	WING HOONG Chia	MYS		12	+12.375	51.705	87,44		62
18	208	RK Compétition	NOTARGIACOMO Johan	FRA		12	+12.621	51.709	87,44		61
19	246	Jetzer Ramona	JETZER Ramona	SUI		12	+17.799	51.691	87,47		60
20	165	Ludo Racing	POTAIN Jérémy	FRA		12	+20.038	52.127	86,74		59
21	141	Athens Kart Shop	GALANOPOULOS Efstratios	GRE		12	+21.569	52.144	86,71		58
22	148	NKS for racing	HOFMANN Sophie	GER		12	+22.071	52.004	86,94		57
23	272	Motor's	RASCLE Hugo	FRA		12	+22.308	52.516	86,09		56
24	171	Martinez Fedi Pablo	MARTINEZ CLAVELL Daniel	SPA		12	+24.211	51.760	87,35		55
25	103	Evokart Srl	GRADELLINI Manuel	ITA		12	+25.016	51.817	87,26		54
26	112	Motor's	DUC-GONINAZ Louis-Alexandre	FRA		12	+27.390	52.117	86,75	+10.000	53
27	134	RL-Competition	HOCHWIND Timo	GER		12	+29.616	51.540	87,72	+10.000	52
28	127	Vailati Lorenzo	VAILATI Lorenzo	ITA		12	+30.219	51.425	87,92	+10.000	51
29	177	AK-Racing	HEIM Philipp	GER		8	+4 Laps	52.465	86,18		50
30	237	PDB Racing Team	BARTELS Mike	NED		2	+10 Laps	56.675	79,78		49

Meilleur tour / Best lap: 266 CAPPELLO Christopher - 51.401

Exclus de la manifestation / Excluded from the event

139	Piselli Matteo	PISELLI Matteo	ITA	
-----	----------------	----------------	-----	--

N° 112 Pénalité 10 secondes / Time penalty of 10s : Carénage avant mal installé / Incorrectly installed front fairing

N° 104 Pénalité 3 secondes / Time penalty of 3s Rapport n° 36

Sortie partielle du couloir avant le départ / Partial exit of the corridor before the departure selon art. 2.20a

N° 127 Pénalité 10 secondes / Time penalty of 10s : ART. 2.24 Rapport n° 37

N° 139 Exclusion du meeting / Exclusion from the meeting : Exclusion du meeting / Exclusion from the meeting Rapport n° 45

Incident de course : Collision avec le pilote n°171

N° 134 Pénalité 10 secondes / Time penalty of 10s : ART. 2.24 Rapport n° 38

Incident de course : Collision avec le pilote n°128

X 30 CHALLENGE EUROPA 2016

X30 Senior

(Sen) Race 2 - B

Classement / Classification

Sous réserve du contrôle technique ou de fait sportif

Le Chronométrage

A handwritten signature in black ink, consisting of a stylized 'A' shape with a horizontal line extending to the right.

Affiché à

Le Président du Collège

X30 Senior

(Sen) Race 2 - B

Historique / Records

Tour	Secteur 1	Secteur 2	Secteur 3	Temps
Lap	Sector 1	Sector 2	Sector 3	Time

103 GRADELLINI Manuel

	16.436	22.149		
	START			
	21.139	27.071	46.165	
1	20.272	15.744	21.070	57.086
2	18.819	27.890	21.482	1:08.191
3	18.446	14.303	20.522	53.271
4	18.202	14.071	20.372	52.645
5	18.100	13.983	20.308	52.391
6	18.049	13.957	20.272	52.278
7	17.899	13.864	20.077	51.840
8	18.153	13.904	20.407	52.464
9	18.113	13.857	20.271	52.241
10	17.912	13.858	20.054	51.824
11	17.943	13.812	20.062	51.817
	FINISH			
12	18.012	13.907	20.166	52.085

104 SOTIROPOULOS Sotis

	15.340	20.784		
	START			
	21.828	28.762	47.893	
1	19.225	14.038	20.305	53.568
2	18.222	13.820	20.186	52.228
3	18.062	13.893	20.138	52.093
4	18.003	13.754	20.027	51.784
5	17.914	13.764	19.984	51.662
6	17.839	13.823	19.903	51.565
7	17.864	13.779	19.864	51.507
8	17.959	13.768	19.994	51.721
9	17.899	13.732	19.968	51.599
10	17.838	13.799	19.862	51.499
11	17.837	13.748	20.015	51.600
	FINISH			
12	17.875	13.732	19.872	51.479

112 DUC-GONINAZ Louis-Alexandre

	17.867	22.480		
	START			

Tour	Secteur 1	Secteur 2	Secteur 3	Temps
Lap	Sector 1	Sector 2	Sector 3	Time

	20.733	25.500	43.803	
1	21.631	15.704	21.084	58.419
2	18.920	14.134	20.960	54.014
3	18.642	14.383	21.401	54.426
4	18.541	14.014	20.189	52.744
5	18.113	13.868	20.239	52.220
6	18.019	13.893	20.205	52.117
7	18.185	14.002	20.288	52.475
8	18.014	13.901	20.230	52.145
9	18.197	13.854	20.273	52.324
10	18.115	14.130	20.556	52.801
11	18.036	13.857	20.318	52.211
	FINISH			
12	18.097	14.498	20.421	53.016

117 HAUSSERMANN Justin

	16.442	22.206		
	START			
	21.492	26.692	46.150	
1	20.633	15.104	20.934	56.671
2	18.833	14.048	20.341	53.222
3	17.946	14.018	20.790	52.754
4	18.038	14.026	20.310	52.374
5	17.909	13.904	20.152	51.965
6	17.825	14.162	20.787	52.774
7	17.872	13.898	20.129	51.899
8	17.867	13.871	20.167	51.905
9	17.856	14.317	20.199	52.372
10	17.834	13.822	20.132	51.788
11	17.791	13.766	20.115	51.672
	FINISH			
12	17.749	13.884	20.266	51.899

118 OVASKA Tuisku

	16.523	21.916		
	START			
	21.800	26.803	45.622	
1	20.406	14.871	21.079	56.356
2	18.891	14.019	20.195	53.105
3	18.061	14.144	20.472	52.677

X 30 CHALLENGE EUROPA 2016

X30 Senior

(Sen) Race 2 - B

Historique / Records

Tour Lap	Secteur 1 Sector 1	Secteur 2 Sector 2	Secteur 3 Sector 3	Temps Time
4	18.112	14.059	20.159	52.330
5	18.109	14.260	21.204	53.573
6	18.041	14.059	20.550	52.650
7	18.045	13.973	20.131	52.149
8	17.800	14.091	20.172	52.063
9	17.857	13.865	20.180	51.902
10	18.143	14.373	20.331	52.847
11	18.003	13.861	20.100	51.964
FINISH				
12	17.830	13.847	20.536	52.213

119 LEHNER Norick

		16.811	22.632	
START				
		20.153	25.523	43.224
1	20.502	14.881	20.758	56.141
2	18.560	14.281	20.530	53.371
3	18.332	13.867	20.394	52.593
4	18.108	13.873	20.091	52.072
5	18.018	13.835	20.444	52.297
6	18.018	14.281	20.317	52.616
7	18.008	13.889	20.030	51.927
8	17.975	14.041	20.067	52.083
9	17.943	13.933	20.216	52.092
10	18.137	14.078	20.088	52.303
11	17.975	13.809	20.050	51.834
FINISH				
12	17.908	14.232	20.636	52.776

124 HASKETT Roman

		15.871	20.798	
START				
		22.359	27.794	46.696
1	19.719	15.256	20.619	55.594
2	18.088	13.916	20.058	52.062
3	17.949	13.805	19.982	51.736
4	17.897	13.753	20.021	51.671
5	17.860	13.677	19.879	51.416
6	17.853	13.709	19.987	51.549

Tour Lap	Secteur 1 Sector 1	Secteur 2 Sector 2	Secteur 3 Sector 3	Temps Time
7	17.799	13.706	20.041	51.546
8	17.896	13.737	20.094	51.727
9	18.043	13.677	20.081	51.801
10	17.827	13.975	20.036	51.838
11	17.887	13.746	20.000	51.633
FINISH				
12	17.856	13.771	20.007	51.634

127 VAILATI Lorenzo

		18.046	20.622	
START				
		22.315	26.222	44.643
1	21.179	15.553	21.337	58.069
2	18.543	14.077	20.294	52.914
3	17.918	13.864	20.302	52.084
4	17.755	13.814	20.806	52.375
5	17.920	13.650	20.491	52.061
6	17.792	13.737	32.807	1:04.336
7	18.595	13.872	20.015	52.482
8	17.931	13.836	19.977	51.744
9	17.856	13.668	19.931	51.455
10	17.891	13.682	20.482	52.055
11	18.027	13.722	20.214	51.963
FINISH				
12	17.891	13.676	19.858	51.425

134 HOCHWIND Timo

		17.457	22.267	
START				
		21.041	25.665	44.078
1	21.540	15.399	21.195	58.134
2	18.715	14.567	20.963	54.245
3	18.313	14.432	22.214	54.959
4	17.969	13.789	20.006	51.764
5	18.088	13.848	19.984	51.920
6	17.882	13.768	20.027	51.677
7	17.821	13.757	19.962	51.540
8	17.830	13.851	19.954	51.635
9	17.806	13.819	20.497	52.122

X 30 CHALLENGE EUROPA 2016

X30 Senior

(Sen) Race 2 - B

Historique / Records

Tour	Secteur 1	Secteur 2	Secteur 3	Temps
Lap	Sector 1	Sector 2	Sector 3	Time
10	18.036	13.786	20.684	52.506
11	18.257	14.212	26.039	58.508
FINISH				
12	18.293	13.993	20.187	52.473

139 PISELLI Matteo

		17.834	21.999	
START				
	20.988	25.587	43.956	
1	21.750	15.680	21.392	58.822
2	18.997	14.666	20.677	54.340
3	18.707	14.031	20.639	53.377
4	18.083	13.896	20.264	52.243
5	18.571	13.934	20.148	52.653
6	18.031	13.885	20.348	52.264
7	17.902	14.013	20.231	52.146
8	18.164	14.007	20.358	52.529
9	18.048	13.976	20.232	52.256
10	18.306	14.278	20.762	53.346
11	18.025	13.901	20.279	52.205
FINISH				
12	18.080	14.257	20.322	52.659

141 GALANOPOULOS Efstratios

		17.538	22.721	
START				
	20.777	25.150	44.195	
1	20.375	15.361	22.167	57.903
2	18.742	14.656	20.911	54.309
3	18.620	14.373	22.669	55.662
4	18.325	14.019	21.204	53.548
5	18.321	14.146	20.308	52.775
6	18.180	14.123	20.782	53.085
7	18.346	14.224	20.460	53.030
8	18.310	14.107	20.989	53.406
9	18.075	14.107	20.181	52.363
10	17.827	14.055	20.830	52.712
11	18.257	13.691	20.196	52.144
FINISH				

Tour	Secteur 1	Secteur 2	Secteur 3	Temps
Lap	Sector 1	Sector 2	Sector 3	Time
12	18.318	14.054	20.111	52.483

144 LAY Gilian

		15.885	20.704	
START				
	22.116	28.275	47.138	
1	19.620	14.480	20.272	54.372
2	18.067	13.755	20.080	51.902
3	17.988	13.684	20.193	51.865
4	17.941	13.691	20.195	51.827
5	17.896	13.745	20.296	51.937
6	17.918	13.687	19.959	51.564
7	17.836	13.815	19.991	51.642
8	17.834	13.716	20.086	51.636
9	17.900	13.784	20.037	51.721
10	17.837	13.708	19.966	51.511
11	17.873	13.756	20.021	51.650
FINISH				
12	17.836	13.687	20.188	51.711

146 ESCARTIN Orso

		15.659	20.894	
START				
	21.862	28.407	47.762	
1	20.103	15.063	21.195	56.361
2	18.272	13.954	20.153	52.379
3	18.008	13.821	20.080	51.909
4	18.063	13.801	20.124	51.988
5	18.009	14.074	20.092	52.175
6	17.961	13.765	20.027	51.753
7	17.844	13.716	20.073	51.633
8	17.989	13.739	20.044	51.772
9	17.875	13.704	20.149	51.728
10	18.082	13.712	20.064	51.858
11	17.912	13.752	20.053	51.717
FINISH				
12	17.990	14.058	20.101	52.149

X 30 CHALLENGE EUROPA 2016

X30 Senior

(Sen) Race 2 - B

Historique / Records

Tour	Secteur 1	Secteur 2	Secteur 3	Temps
Lap	Sector 1	Sector 2	Sector 3	Time

147 MC MAHON Sean

		16.414	22.089	
	START			
	21.545	26.646	46.039	
1	20.277	14.843	21.248	56.368
2	18.427	13.802	20.373	52.602
3	18.079	13.898	19.953	51.930
4	17.881	13.698	19.946	51.525
5	17.838	13.797	19.904	51.539
6	17.789	13.681	20.063	51.533
7	17.808	13.714	20.034	51.556
8	17.912	13.779	19.977	51.668
9	17.880	13.720	19.921	51.521
10	17.858	13.750	19.933	51.541
11	17.881	13.745	19.906	51.532
	FINISH			
12	19.265	14.441	20.207	53.913

148 HOFMANN Sophie

		17.343	22.734	
	START			
	20.705	24.864	45.205	
1	21.274	14.939	21.303	57.516
2	18.618	14.208	20.339	53.165
3	18.224	14.018	20.289	52.531
4	18.216	13.936	20.193	52.345
5	18.053	13.829	20.122	52.004
6	18.163	13.893	20.575	52.631
7	18.084	13.886	20.215	52.185
8	18.053	14.373	20.183	52.609
9	17.976	14.364	20.629	52.969
10	18.072	13.929	20.666	52.667
11	18.222	14.255	27.909	1:00.386
	FINISH			
12	18.380	14.318	20.434	53.132

151 FONTECHA MARTINEZ Laia

		15.163	21.025	
--	--	--------	--------	--

Tour	Secteur 1	Secteur 2	Secteur 3	Temps
Lap	Sector 1	Sector 2	Sector 3	Time

	START			
	22.044	28.851	47.826	
1	19.426	14.023	20.281	53.730
2	18.127	13.834	20.403	52.364
3	18.196	13.842	20.155	52.193
4	18.074	13.716	20.718	52.508
5	17.992	13.695	20.041	51.728
6	18.000	13.667	19.972	51.639
7	17.902	13.761	20.140	51.803
8	17.866	13.729	20.157	51.752
9	17.924	13.729	20.015	51.668
10	17.804	14.432	20.400	52.636
11	17.955	13.801	20.261	52.017
	FINISH			
12	18.322	13.715	20.063	52.100

158 MARSEROU Vincent

		18.037	21.034	
	START			
	21.986	26.019	44.636	
1	20.583	15.307	20.807	56.697
2	18.730	14.285	19.992	53.007
3	18.026	13.807	20.433	52.266
4	18.036	14.051	22.902	54.989
5	18.192	13.837	20.146	52.175
6	17.961	13.761	20.306	52.028
7	17.970	13.748	20.061	51.779
8	17.975	13.955	20.038	51.968
9	17.795	13.808	20.086	51.689
10	18.074	14.114	20.255	52.443
11	18.057	13.816	20.033	51.906
	FINISH			
12	17.904	13.797	20.626	52.327

165 POTAIN Jérémy

		15.882	20.673	
	START			
	21.999	27.856	47.258	
1	20.257	15.096	21.160	56.513

X 30 CHALLENGE EUROPA 2016

X30 Senior

(Sen) Race 2 - B

Historique / Records

Tour Lap	Secteur 1 Sector 1	Secteur 2 Sector 2	Secteur 3 Sector 3	Temps Time
2	18.349	13.914	20.563	52.826
3	18.438	14.163	20.639	53.240
4	18.100	14.748	20.900	53.748
5	18.099	13.846	20.437	52.382
6	18.467	13.845	20.905	53.217
7	17.947	13.844	20.336	52.127
8	18.045	14.164	20.385	52.594
9	18.013	14.087	20.681	52.781
10	18.440	13.823	20.431	52.694
11	18.376	14.102	26.445	58.923
FINISH				
12	18.356	13.866	20.143	52.365

171 MARTINEZ CLAVELL Daniel

18.065		21.288			
START					
21.741		25.129		45.449	
1	21.029	15.115	20.605	56.749	
2	18.665	14.306	20.469	53.440	
3	18.039	14.184	20.441	52.664	
4	17.897	13.692	20.171	51.760	
5	17.938	13.845	20.109	51.892	
6	17.895	13.927	34.229	1:06.051	
7	19.497	14.246	20.370	54.113	
8	18.173	13.865	20.133	52.171	
9	18.145	13.911	20.083	52.139	
10	17.955	13.875	20.010	51.840	
11	17.988	13.844	20.057	51.889	
FINISH					
12	17.956	13.874	19.971	51.801	

173 MARKIEWICZ Nicolas

15.748		20.776			
START					
21.583		28.659		47.463	
1	19.694	15.351	20.545	55.590	
2	18.269	14.179	20.115	52.563	
3	18.134	13.745	20.069	51.948	
4	17.976	13.776	20.072	51.824	

Tour Lap	Secteur 1 Sector 1	Secteur 2 Sector 2	Secteur 3 Sector 3	Temps Time
5	17.961	13.774	20.473	52.208
6	18.017	13.735	20.117	51.869
7	18.154	13.744	20.020	51.918
8	17.956	13.684	20.050	51.690
9	17.908	13.718	20.415	52.041
10	17.997	13.723	20.047	51.767
11	17.844	13.723	20.123	51.690
FINISH				
12	18.064	14.035	20.169	52.268

176 ARNAUD Hugo

15.565		20.703			
START					
22.985		28.014		46.706	
1	20.365	14.714	20.942	56.021	
2	18.167	13.898	20.102	52.167	
3	18.099	13.812	20.075	51.986	
4	17.946	13.744	20.014	51.704	
5	17.945	13.762	20.136	51.843	
6	17.950	13.795	20.048	51.793	
7	17.897	13.839	20.076	51.812	
8	18.473	13.745	20.018	52.236	
9	17.887	13.712	20.089	51.688	
10	17.852	13.769	19.969	51.590	
11	17.864	13.736	19.998	51.598	
FINISH					
12	18.255	13.834	20.152	52.241	

177 HEIM Philipp

17.419		22.129			
START					
21.107		25.693		44.480	
1	21.393	14.947	21.603	57.943	
2	18.697	14.548	20.960	54.205	
3	18.381	14.669	22.389	55.439	
4	18.450	14.141	20.617	53.208	
5	18.117	13.898	20.450	52.465	
6	18.411	14.479	20.811	53.701	
7	18.334	14.110	20.836	53.280	

X 30 CHALLENGE EUROPA 2016

X30 Senior

(Sen) Race 2 - B

Historique / Records

Tour	Secteur 1	Secteur 2	Secteur 3	Temps
Lap	Sector 1	Sector 2	Sector 3	Time
8	18.409	14.163	21.586	54.158
FINISH				

203 MATTU Fabio

	15.075	21.087		
START				
	22.011	28.815	47.941	
1	19.099	14.096	20.222	53.417
2	18.254	13.930	20.584	52.768
3	18.154	13.910	20.145	52.209
4	17.953	13.809	20.092	51.854
5	17.992	13.790	19.945	51.727
6	17.829	13.855	19.986	51.670
7	17.881	13.817	19.944	51.642
8	18.011	13.867	20.702	52.580
9	18.523	13.779	20.018	52.320
10	17.826	13.838	20.265	51.929
11	17.895	13.748	20.146	51.789
FINISH				
12	17.860	13.759	19.899	51.518

208 NOTARGIACOMO Johan

	17.634	21.698		
START				
	21.334	25.911	44.540	
1	20.108	18.784	20.970	59.862
2	18.564	14.384	20.492	53.440
3	18.566	13.940	20.487	52.993
4	17.923	13.849	20.131	51.903
5	17.956	13.754	20.058	51.768
6	17.863	13.831	20.246	51.940
7	18.047	13.846	20.156	52.049
8	17.980	13.801	20.129	51.910
9	17.952	13.868	20.257	52.077
10	17.838	13.734	20.137	51.709
11	18.103	14.101	20.031	52.235
FINISH				
12	18.015	14.093	20.873	52.981

Tour	Secteur 1	Secteur 2	Secteur 3	Temps
Lap	Sector 1	Sector 2	Sector 3	Time

211 FELBER Alessandro

	16.017	20.882		
START				
	22.353	27.901	46.373	
1	20.137	14.864	21.100	56.101
2	18.297	13.923	20.598	52.818
3	18.136	14.287	20.532	52.955
4	18.099	13.996	20.191	52.286
5	18.000	13.879	20.201	52.080
6	18.103	14.576	20.544	53.223
7	18.089	14.304	20.286	52.679
8	18.040	13.870	20.077	51.987
9	18.048	13.974	20.610	52.632
10	18.177	14.314	20.345	52.836
11	18.711	13.955	20.202	52.868
FINISH				
12	18.106	14.182	20.513	52.801

218 DUARTE Luis

	16.388	21.974		
START				
	22.069	26.353	45.510	
1	20.091	14.842	21.257	56.190
2	18.783	14.080	20.329	53.192
3	17.994	14.191	20.370	52.555
4	18.055	14.068	20.270	52.393
5	18.100	13.919	20.139	52.158
6	17.939	14.158	20.468	52.565
7	17.990	13.932	20.152	52.074
8	17.987	13.973	20.090	52.050
9	18.033	14.611	20.610	53.254
10	18.019	13.881	20.215	52.115
11	18.043	13.882	20.113	52.038
FINISH				
12	17.984	14.237	20.632	52.853

235 WING HOONG Chia

	16.833	22.773		
--	--------	--------	--	--

X 30 CHALLENGE EUROPA 2016

X30 Senior

(Sen) Race 2 - B

Historique / Records

Tour Lap	Secteur 1 Sector 1	Secteur 2 Sector 2	Secteur 3 Sector 3	Temps Time
START				
	20.245	25.589	43.332	
1	21.099	15.052	21.488	57.639
2	18.619	14.646	20.911	54.176
3	18.380	14.406	20.523	53.309
4	17.901	13.823	20.211	51.935
5	17.816	13.811	20.078	51.705
6	17.832	13.702	20.528	52.062
7	17.968	13.842	20.085	51.895
8	17.786	14.028	20.162	51.976
9	17.878	14.060	20.189	52.127
10	17.720	13.782	20.222	51.724
11	18.324	14.441	20.146	52.911
FINISH				
12	17.888	14.085	20.470	52.443

237 BARTELS Mike

	18.067	20.996		
START				
	21.922	25.298	45.480	
1	20.593	15.018	21.064	56.675
2	18.756	23.083	22.789	1:04.628
FINISH				

246 JETZER Ramona

	16.759	22.706		
START				
	20.263	25.387	43.732	
1	21.552	15.487	21.141	58.180
2	18.831	14.359	20.882	54.072
3	19.659	14.586	20.893	55.138
4	18.456	14.252	21.039	53.747
5	18.127	13.745	20.092	51.964
6	18.351	14.643	20.740	53.734
7	18.302	14.055	20.586	52.943
8	18.144	13.765	20.149	52.058
9	17.840	13.767	20.168	51.775
10	17.828	13.740	20.123	51.691
11	17.880	13.708	20.302	51.890

Tour Lap	Secteur 1 Sector 1	Secteur 2 Sector 2	Secteur 3 Sector 3	Temps Time
FINISH				
12	17.938	14.100	20.203	52.241

266 CAPPELLO Christopher

	15.497	20.782		
START				
	21.968	28.583	47.535	
1	19.830	14.328	20.211	54.369
2	18.248	13.848	20.114	52.210
3	18.291	13.742	20.111	52.144
4	18.070	13.706	20.224	52.000
5	17.911	13.668	20.008	51.587
6	17.803	13.723	19.875	51.401
7	17.914	14.048	20.103	52.065
8	17.836	13.669	20.245	51.750
9	17.926	13.721	19.957	51.604
10	17.951	14.294	20.263	52.508
11	17.936	14.094	20.261	52.291
FINISH				
12	18.689	13.745	19.934	52.368

272 RASCLE Hugo

	16.758	22.845		
START				
	20.296	24.829	43.293	
1	21.107	15.181	21.259	57.547
2	19.785	14.625	20.465	54.875
3	19.003	14.212	21.350	54.565
4	18.918	14.008	20.425	53.351
5	18.611	14.077	20.062	52.750
6	18.157	14.416	20.535	53.108
7	18.612	14.002	20.718	53.332
8	18.591	14.029	20.702	53.322
9	18.105	14.328	20.364	52.797
10	18.341	13.945	20.363	52.649
11	18.344	13.985	20.187	52.516
FINISH				
12	18.275	14.064	20.259	52.598

X30 Senior

(Sen) Race 2 - B

Tour par tour / Lap by lap

Grille / Grid	203	104	151	266	146	173	165	144	176	124	103	211	147	117	118	218	127	237	158	171	208	148	177	134	141	139	246	112	235	272	119
---------------	-----	-----	-----	-----	-----	-----	-----	-----	-----	-----	-----	-----	-----	-----	-----	-----	-----	-----	-----	-----	-----	-----	-----	-----	-----	-----	-----	-----	-----	-----	-----

	1.	2.	3.	4.	5.	6.	7.	8.	9.	10.	11.	12.	13.	14.	15.	16.	17.	18.	19.	20.	21.	22.	23.	24.	25.	26.	27.	28.	29.	30.	31.
Départ / Start	203	104	266	151	173	146	165	144	176	124	103	211	147	117	118	218	127	237	158	171	208	148	177	134	141	139	246	235	112	119	272
Tour / Lap 1	203	104	151	266	144	173	124	176	146	211	165	218	147	118	117	103	237	158	171	119	127	148	177	141	235	134	272	246	112	139	208
Tour / Lap 2	104	203	151	266	144	124	173	176	146	211	165	147	218	118	117	158	171	119	127	148	177	235	141	134	246	112	208	272	139	237	103
Tour / Lap 3	104	203	151	144	266	124	173	176	146	147	211	218	165	118	158	117	127	171	119	148	235	208	139	112	134	177	246	272	141	103	
Tour / Lap 4	104	203	144	266	151	124	173	176	146	147	211	218	118	117	171	127	119	165	148	158	235	208	139	134	112	177	272	246	141	103	
Tour / Lap 5	104	203	266	144	151	124	176	173	147	146	211	218	117	171	127	119	118	165	148	158	235	208	134	139	112	177	246	272	141	103	
Tour / Lap 6	104	203	266	144	151	124	176	173	147	146	218	211	117	119	118	148	165	158	235	208	134	139	112	177	272	246	141	127	171	103	
Tour / Lap 7	104	203	144	266	151	124	176	147	173	146	218	117	211	119	118	148	158	165	235	208	134	139	112	246	177	272	141	127	171	103	
Tour / Lap 8	104	144	266	203	151	124	147	173	176	146	218	117	211	119	118	158	148	235	165	208	134	139	112	246	272	141	177	127	171	103	
Tour / Lap 9	104	144	266	151	124	203	147	176	173	146	117	218	211	119	118	158	235	208	148	165	134	139	112	246	141	272	127	171	103		
Tour / Lap 10	104	144	124	266	203	151	147	176	173	146	117	218	119	211	158	118	235	208	148	134	165	112	139	246	127	141	272	171	103		
Tour / Lap 11	104	144	124	203	266	151	147	176	173	146	117	218	119	158	118	211	208	235	112	139	246	134	165	127	148	141	272	171	103		
Tour / Lap 12	104	144	124	203	151	266	176	173	146	147	117	218	119	158	118	211	235	208	139	112	246	134	165	127	141	148	272	171	103		

X30 Senior

Classement final Course B / Final classification Classification Race B

Cl ^t	N°	Concurrent	Pilote	Nat	Nat	R1	R3	Points
Rnk	No.	Entrant	Driver					
1	203	Mattu Bastiano	MATTU Fabio	ITA		88	76	164
2	104	Evokart Srl	SOTIROPOULOS Fotis	GRE		83	79	162
3	144	R Reproduction	LAY Gilian	FRA		71	88	159
4	151	AC Motorsport	FORTECHA MARTINEZ Laia	SPA		79	74	153
5	124	Litchfield Motorsport	HASKETT Roman	GBR		69	83	152
6	266	Cappello Motorsport	CAPPELLO Christopher	FRA		76	73	149
7	173	240 Racing	MARKIEWICZ Nicolas	FRA		73	71	144
8	146	Braun Racing	ESCARTIN Orso	FRA		74	70	144
9	176	Ludo Racing	ARNAUD Hugo	FRA		70	72	142
10	147	Mc Mahon	MC MAHON Sean	IRL		66	69	135
11	117	Team Zinner	HAUSSERMANN Justin	GER		65	68	133
12	165	Ludo Racing	POTAIN Jérémy	FRA		72	59	131
13	218	Duarte Paulo	DUARTE Luis	POR		63	67	130
14	211	Im-Racing	FELBER Alessandro	SUI		67	63	130
15	118	Mad-Croc Karting	OVASKA Tuisku	FIN		64	64	128
16	158	Marserou	MARSEYOU Vincent	FRA		60	65	125
17	103	Evokart Srl	GRADellini Manuel	ITA		68	54	122
18	208	RK Compétition	NOTARGIACOMO Johan	FRA		58	61	119
19	148	NKS for racing	HOFMANN Sophie	GER		57	57	114
20	171	Martinez Fedi Pablo	MARTINEZ CLAVELL Daniel	SPA		59	55	114
21	235	SWRD	WING HOONG Chia	MYS		51	62	113
22	246	Jetzer Ramona	JETZER Ramona	SUI		53	60	113
23	127	Vailati Lorenzo	VAILATI Lorenzo	ITA		62	51	113
24	141	Athens Kart Shop	GALANOPOULOS Efstratios	GRE		54	58	112
25	237	PDB Racing Team	BARTELS Mike	NED		61	49	110
26	134	RL-Competition	HOCHWIND Timo	GER		55	52	107
27	177	AK-Racing	HEIM Philipp	GER		56	50	106
28	272	Motor's	RASCLE Hugo	FRA		49	56	105
29	112	Motor's	DUC-GONINAZ Louis-Alexandre	FRA		52	53	105
30	119	IM-Racing	LEHNER Norick	SUI		-	66	66
31	223	Scuderia PCR	VECCHIO Federico	ITA		50	-	50
32	125	JRK	JAYNE Kévin	FRA		0	-	-
33	163	Hublet	HUBLET Axel	FRA		0	-	-

Le Chronométrage



Affiché à

Le Président du Collège

X30 Senior

(Sen) Race 2 - A

Classement / Classification

Cl	N°	Concurrent	Pilote	Nat	Nat	Tours	Ecart	M.Tour	Vitesse	Points
Rnk	No.	Entrant	Driver			Laps	Gap	B.Lap	Speed	
1	102	Sodi Kart	FRAÏSSE Vincent	FRA		20		51.215	88,28	88
2	132	PF International	HODGSON Oliver	GBR		20	+1.649	51.258	88,21	83
3	172	Fusion Motorsport	ROBINSON Saul Ryker	GBR		20	+2.244	51.240	88,24	79
4	111	S8 Racing	WILSON Euan	GBR		20	+4.458	51.325	88,09	76
5	114	KBK Compétition	BARBARIN Guillaume	FRA		20	+4.809	51.275	88,18	74
6	168	RK Compétition	BONNETTO Romain	FRA		20	+4.853	51.222	88,27	73
7	142	Russo Vittorio Maria	RUSSO Vittorio Maria	ITA		20	+5.577	50.947	88,75	72
8	131	Team NKS	PAUL Maximilian	GER		20	+6.996	51.317	88,11	71
9	220	Pinto Eduardo	PINTO Diogo	POR		20	+7.208	51.528	87,75	70
10	170	LTP Competicion	LEON Carlos	SPA		20	+7.957	51.480	87,83	69
11	140	Motor's	CERIBELLA Anthony	FRA		20	+8.259	51.113	88,46	68
12	174	Kart Runner	GIBIER Sébastien	FRA		20	+8.608	51.413	87,94	67
13	136	Eurokarting	CHANY Christopher	FRA		20	+8.792	51.334	88,08	66
14	121	Kart Shop 67	THOMASSIN Bryan	FRA		20	+9.207	51.323	88,10	65
15	157	Braun Racing	COUT Anthony	FRA		20	+10.012	51.563	87,69	64
16	137	VDK Racing	RIQUET Clément	FRA		20	+12.050	51.146	88,40	63
17	242	Tenorio octavio	TENORIO Kevin	SPA		20	+12.729	51.368	88,02	62
18	128	Vital Motorsport	ELLIS Hugo	GBR		20	+13.399	51.312	88,11	61
19	107	Top-Kart Germany	STEFFEN Simon	GER		20	+13.952	51.654	87,53	60
20	116	D. Racing	GARCIA Sylver	FRA		20	+14.267	51.585	87,65	59
21	239	GTS Karting	SALVATORE Benjamin	FRA		20	+14.737	51.411	87,95	58
22	129	Idéal Kart	BEAUMANN David	FRA		20	+16.386	51.362	88,03	57
23	217	PDB Racing Team	GRINWIS Rowan	NED		20	+17.898	51.504	87,79	56
24	216	Baiguini Massimo	BAIGUINI Ivan	ITA		20	+17.907	51.420	87,93	55
25	273	LTP Compétition	VAN DER LAAN Mauricio	SPA		20	+18.288	51.642	87,55	54
26	120	Kart Runner	ANCHER Brian	FRA		20	+19.887	51.736	87,39	53
27	194	LM Karting	VIAN Jason	FRA		20	+20.891	51.638	87,56	52
28	221	Nascher Patrick	NÄSCHER Patrick	LIE		20	+21.277	51.445	87,89	51
29	263	Di Cori Massimo	DI CORI Alessandro	ITA		18	+2 Laps	51.143	88,41	50
30	205	Marion Aurélien	MARION Aurélien	FRA		16	+4 Laps	51.345	88,06	49
31	215	JRK	LOUSSIÉ Paul	FRA		15	+5 Laps	51.476	87,83	48
32	150	VDK Racing	BAUDOT Geoffrey	FRA		15	+5 Laps	51.209	88,29	47
33	149	Litchfield Motorsport	THOMPSON Joshua	GBR		13	+7 Laps	51.855	87,19	46

Meilleur tour / Best lap: 142 RUSSO Vittorio Maria - 50.947

Exclu de la manche / Excluded

106	CV-Racing Team by HTTP	VON DANWITZ Hendrick	GER	
-----	------------------------	----------------------	-----	--

N° 106 Exclusion de la manche / Exclusion from the heat Rapport n° 41

Poids non-conforme / Non-corresponding weight (161,8 pour 162 kg poids de la catégorie)

Sous réserve du contrôle technique ou de fait sportif

Le Chronométrage

Affiché à

Le Président du Collège

X30 Senior

(Sen) Race 2 - A

Historique / Records

Tour	Secteur 1	Secteur 2	Secteur 3	Temps
Lap	Sector 1	Sector 2	Sector 3	Time

102 FRAÏSSE Vincent

		14.297	20.504	
	START			
	24.595	28.908	44.033	
1	18.964	13.946	20.071	52.981
2	18.138	13.894	20.160	52.192
3	18.006	13.777	20.088	51.871
4	17.906	14.051	20.146	52.103
5	17.856	13.634	20.126	51.616
6	17.902	13.674	20.094	51.670
7	17.906	13.670	20.127	51.703
8	17.959	13.675	19.918	51.552
9	17.756	13.662	19.880	51.298
10	17.763	13.628	19.824	51.215
11	17.723	13.621	19.890	51.234
12	17.758	13.641	19.897	51.296
13	17.725	13.667	19.867	51.259
14	17.808	13.633	19.852	51.293
15	17.786	13.627	19.909	51.322
16	17.947	13.681	19.919	51.547
17	17.930	13.694	19.953	51.577
18	17.882	13.676	19.869	51.427
19	17.825	13.690	19.896	51.411
	FINISH			
20	17.791	13.740	20.093	51.624

106 VON DANWITZ Hendrick

		14.738	20.717	
	START			
	23.714	27.090	39.210	
1	21.037	14.752	21.506	57.295
2	18.176			54.208
3	18.159	13.833	20.187	52.179
4	18.473	14.109	20.373	52.955
5	17.903	13.863	20.088	51.854
6	17.816	13.691	19.933	51.440
7	18.123	13.752	20.578	52.453
8	18.055	13.620	19.964	51.639
9	17.770	13.783	19.981	51.534
10	17.780	13.877	20.315	51.972

Tour	Secteur 1	Secteur 2	Secteur 3	Temps
Lap	Sector 1	Sector 2	Sector 3	Time

11	17.673	13.649	19.821	51.143
12	17.702	13.675	19.934	51.311
13	18.173	14.419	20.896	53.488
14	17.878	13.686	20.175	51.739
15	17.786	13.667	20.446	51.899
16	18.122	13.781	19.883	51.786
17	17.800	13.695	19.961	51.456
18	17.878	13.706	19.919	51.503
19	17.810	13.739	19.877	51.426
	FINISH			
20	17.809	13.676	19.905	51.390

107 STEFFEN Simon

		14.584	20.656	
	START			
	24.390	27.123	40.444	
1	20.215	14.289	20.719	55.223
2	18.063	13.802	20.638	52.503
3	18.173	14.055	20.807	53.035
4	17.999	14.073	20.254	52.326
5	17.926	13.731	20.999	52.656
6	18.163	13.999	20.171	52.333
7	17.933	13.677	20.191	51.801
8	18.023	13.737	20.164	51.924
9	17.872	13.688	20.150	51.710
10	17.887	13.747	20.096	51.730
11	17.890	13.746	20.123	51.759
12	17.876	13.783	20.273	51.932
13	17.883	13.752	20.649	52.284
14	17.922	13.974	20.057	51.953
15	18.003	13.768	20.200	51.971
16	17.962	13.750	20.273	51.985
17	17.856	13.745	20.124	51.725
18	17.867	13.780	20.007	51.654
19	17.882	14.381	20.139	52.402
	FINISH			
20	17.892	13.800	20.020	51.712

111 WILSON Euan

14.523 20.371

X 30 CHALLENGE EUROPA 2016

X30 Senior

(Sen) Race 2 - A

Historique / Records

Tour	Secteur 1	Secteur 2	Secteur 3	Temps
Lap	Sector 1	Sector 2	Sector 3	Time
START				
	24.234	28.261	43.136	
1	20.277	14.843	20.388	55.508
2	17.986	14.035	20.306	52.327
3	17.971	13.996	20.010	51.977
4	17.880	14.054	20.032	51.966
5	17.833	13.774	20.054	51.661
6	17.745	13.689	20.035	51.469
7	17.724	13.729	19.961	51.414
8	17.702	13.740	20.003	51.445
9	17.699	13.667	19.959	51.325
10	17.864	13.684	19.995	51.543
11	17.718	13.744	19.962	51.424
12	17.674	13.713	19.974	51.361
13	17.642	13.760	19.954	51.356
14	17.720	13.674	19.955	51.349
15	17.743	13.705	19.974	51.422
16	17.665	13.770	20.012	51.447
17	17.710	13.814	20.120	51.644
18	17.748	13.765	20.066	51.579
19	17.767	13.906	20.526	52.199
FINISH				
20	17.773	13.689	20.338	51.800

114 BARBARIN Guillaume

	14.183	20.497		
START				
	24.707	28.635	43.708	
1	19.022	14.204	20.637	53.863
2	18.155	14.084	20.294	52.533
3	17.927	13.686	20.110	51.723
4	17.948	13.741	20.059	51.748
5	17.895	13.678	20.038	51.611
6	17.785	13.667	19.993	51.445
7	17.720	13.600	20.051	51.371
8	18.048	13.944	20.355	52.347
9	17.782	13.885	20.482	52.149
10	18.839	13.707	19.955	52.501
11	17.955	13.666	19.959	51.580
12	17.731	13.668	19.914	51.313
13	17.733	13.612	19.947	51.292

Tour	Secteur 1	Secteur 2	Secteur 3	Temps
Lap	Sector 1	Sector 2	Sector 3	Time
14	17.752	13.625	19.898	51.275
15	17.847	13.599	19.986	51.432
16	17.791	13.632	20.075	51.498
17	17.781	13.631	20.153	51.565
18	17.864	13.634	19.998	51.496
19	17.897	13.692	20.152	51.741
FINISH				
20	17.752	13.691	20.950	52.393

116 GARCIA Sylver

	14.257	20.443		
START				
	24.355	27.861	41.103	
1	20.616	14.571	20.922	56.109
2	18.109	13.772	20.519	52.400
3	18.150	13.979	20.355	52.484
4	17.873	13.720	20.142	51.735
5	18.352	13.687	19.985	52.024
6	17.820	13.718	20.047	51.585
7	17.890	13.798	20.512	52.200
8	18.501	13.792	20.191	52.484
9	17.764	13.803	20.094	51.661
10	18.087	14.244	20.804	53.135
11	17.978	13.725	20.194	51.897
12	17.841	13.782	20.294	51.917
13	17.874	13.685	20.104	51.663
14	17.852	13.769	20.496	52.117
15	18.082	13.739	20.536	52.357
16	17.976	13.907	20.195	52.078
17	17.880	13.838	20.242	51.960
18	18.152	13.806	20.168	52.126
19	17.850	13.833	20.106	51.789
FINISH				
20	17.896	13.760	20.056	51.712

120 ANCHER Brian

	14.841	20.761		
START				
	24.322	26.942	38.154	

X 30 CHALLENGE EUROPA 2016

X30 Senior

(Sen) Race 2 - A

Historique / Records

Tour Lap	Secteur 1 Sector 1	Secteur 2 Sector 2	Secteur 3 Sector 3	Temps Time
1	21.514	14.931	21.513	57.958
2	18.198	14.112	20.792	53.102
3	18.235	13.880	20.767	52.882
4	18.315	13.890	21.055	53.260
5	18.344	13.891	20.252	52.487
6	17.896	13.876	20.250	52.022
7	17.870	13.840	20.480	52.190
8	18.106	13.936	20.234	52.276
9	17.896	14.294	20.445	52.635
10	17.925	13.818	20.283	52.026
11	17.847	13.881	20.114	51.842
12	17.771	13.857	20.108	51.736
13	17.763	13.859	20.156	51.778
14	17.796	13.944	20.462	52.202
15	18.040	13.808	20.214	52.062
16	17.982	13.752	20.043	51.777
17	17.915	13.922	20.180	52.017
18	17.838	13.924	20.110	51.872
19	17.890	13.903	20.045	51.838
FINISH				
20	17.864	13.792	20.234	51.890

121 THOMASSIN Bryan

14.732		20.696		
START				
24.211		26.568	38.835	
1	20.607	14.379	20.828	55.814
2	18.080	13.985	20.346	52.411
3	18.209	13.901	20.595	52.705
4	17.963	13.898	20.590	52.451
5	17.973	13.767	20.673	52.413
6	17.916	13.775	19.965	51.656
7	17.781	13.720	20.028	51.529
8	17.735	13.699	20.339	51.773
9	18.245	13.641	20.306	52.192
10	17.766	13.698	20.066	51.530
11	17.811	13.674	19.981	51.466
12	17.752	13.653	19.918	51.323
13	17.730	13.748	20.385	51.863
14	17.805	13.700	19.919	51.424
15	17.849	13.693	20.031	51.573

Tour Lap	Secteur 1 Sector 1	Secteur 2 Sector 2	Secteur 3 Sector 3	Temps Time
16	17.790	13.693	19.943	51.426
17	17.838	13.683	20.070	51.591
18	17.771	13.642	20.113	51.526
19	17.780	13.675	19.885	51.340
FINISH				
20	17.708	13.764	20.059	51.531

128 ELLIS Hugo

14.228		20.483		
START				
24.781		28.041	44.014	
1	28.072	14.345	20.483	1:02.900
2	18.045	13.844	20.157	52.046
3	17.835	13.853	20.095	51.783
4	17.932	13.817	20.650	52.399
5	18.003	13.874	20.315	52.192
6	17.823	13.733	20.006	51.562
7	17.844	14.052	20.070	51.966
8	17.806	13.669	19.906	51.381
9	17.834	13.746	20.013	51.593
10	17.726	13.817	19.976	51.519
11	17.661	13.722	19.929	51.312
12	17.707	13.708	20.128	51.543
13	17.794	13.618	19.982	51.394
14	17.749	14.642	20.394	52.785
15	17.745	13.764	20.113	51.622
16	17.714	13.696	20.015	51.425
17	17.710	13.657	20.021	51.388
18	17.792	13.652	19.907	51.351
19	17.761	13.914	20.095	51.770
FINISH				
20	17.778	13.756	19.975	51.509

129 BEAUMANN David

16.592		21.207		
START				
21.022		26.607	37.430	
1	20.690	14.755	21.421	56.866
2	18.250	14.189	20.519	52.958

X 30 CHALLENGE EUROPA 2016

X30 Senior

(Sen) Race 2 - A

Historique / Records

Tour Lap	Secteur 1 Sector 1	Secteur 2 Sector 2	Secteur 3 Sector 3	Temps Time
3	18.437	14.030	20.807	53.274
4	18.054	13.871	20.888	52.813
5	18.099	13.916	20.596	52.611
6	17.922	14.304	20.196	52.422
7	17.904	13.682	20.217	51.803
8	17.769	14.011	20.262	52.042
9	17.866	13.756	19.930	51.552
10	17.841	13.724	19.867	51.432
11	18.001	13.974	20.199	52.174
12	17.818	13.786	20.209	51.813
13	17.971	13.769	19.954	51.694
14	18.206	13.678	20.103	51.987
15	17.995	13.726	19.971	51.692
16	18.403	13.737	20.020	52.160
17	17.950	13.922	20.086	51.958
18	17.849	13.781	19.950	51.580
19	17.792	13.678	19.892	51.362
FINISH				
20	17.871	13.795	19.970	51.636

131 PAUL Maximilian

		14.259	20.350	
START				
		24.235	27.798	43.083
1	19.317	14.010	20.770	54.097
2	18.190	14.272	20.376	52.838
3	18.209	13.943	20.212	52.364
4	18.340	14.583	20.671	53.594
5	18.045	13.735	20.126	51.906
6	17.896	13.742	20.048	51.686
7	17.823	13.775	20.029	51.627
8	17.804	13.791	20.043	51.638
9	17.813	13.742	20.049	51.604
10	17.760	13.724	19.956	51.440
11	17.872	13.775	19.969	51.616
12	17.789	13.795	19.907	51.491
13	17.704	13.745	19.868	51.317
14	17.798			51.671
15	17.885	13.689	20.085	51.659
16	17.805	13.769	19.994	51.568
17	17.779	13.704	20.001	51.484

Tour Lap	Secteur 1 Sector 1	Secteur 2 Sector 2	Secteur 3 Sector 3	Temps Time
18	17.779	13.695	20.255	51.729
19	17.815	13.683	19.917	51.415
FINISH				
20	17.970	13.813	20.265	52.048

132 HODGSON Oliver

		14.311	20.444	
START				
		24.923	28.200	44.287
1	19.177	13.938	20.212	53.327
2	18.033	13.880	20.120	52.033
3	18.001	13.748	20.024	51.773
4	17.882	13.854	20.011	51.747
5	17.856	13.759	20.087	51.702
6	17.749	13.821	20.069	51.639
7	17.800	13.817	20.300	51.917
8	18.651	13.745	20.378	52.774
9	17.702	13.711	20.557	51.970
10	17.859	13.712	19.875	51.446
11	17.764	13.714	19.903	51.381
12	17.726	13.763	19.894	51.383
13	17.779	13.709	19.877	51.365
14	17.747	13.684	19.880	51.311
15	17.694	13.672	19.904	51.270
16	17.707	13.709	19.977	51.393
17	17.745	13.684	19.957	51.386
18	17.726	13.638	19.894	51.258
19	17.729	13.714	19.872	51.315
FINISH				
20	17.764	13.759	19.863	51.386

136 CHANY Christopher

		14.599	20.319	
START				
		24.257	27.942	40.672
1	20.098	14.443	20.765	55.306
2	18.027	13.796	20.808	52.631
3	18.159	14.040	20.147	52.346
4	17.919	13.749	20.439	52.107

X 30 CHALLENGE EUROPA 2016

X30 Senior

(Sen) Race 2 - A

Historique / Records

Tour Lap	Secteur 1 Sector 1	Secteur 2 Sector 2	Secteur 3 Sector 3	Temps Time
5	17.987	13.712	20.058	51.757
6	17.969	13.766	20.167	51.902
7	17.887	14.014	20.655	52.556
8	18.130	13.835	20.417	52.382
9	18.078	13.696	20.681	52.455
10	17.804	13.749	20.024	51.577
11	17.776	13.644	19.951	51.371
12	17.796	13.656	19.882	51.334
13	17.850	13.896	20.138	51.884
14	17.786	13.692	20.020	51.498
15	17.833	13.673	19.978	51.484
16	17.824	13.708	19.959	51.491
17	17.844	13.685	19.960	51.489
18	17.839	13.657	19.888	51.384
19	17.776	13.748	19.919	51.443
FINISH				
20	17.824	13.702	19.862	51.388

137 RIQUET Clément

		14.429	20.465	
START				
	24.600	27.700	42.207	
1	20.509	14.436	20.593	55.538
2	18.087	14.112	20.944	53.143
3	18.159	14.044	20.602	52.805
4	17.963	13.733	20.162	51.858
5	18.218	13.714	19.950	51.882
6	17.959	13.711	20.020	51.690
7	17.862	13.800	20.403	52.065
8	17.892	13.740	20.011	51.643
9	17.802	13.681	19.960	51.443
10	17.724	13.645	19.889	51.258
11	17.782	13.675	19.931	51.388
12	17.723	13.706	19.904	51.333
13	17.678	13.654	19.814	51.146
14	17.696			51.535
15	17.903	14.766	23.882	56.551
16	18.520	13.964	20.062	52.546
17	17.716	13.678	19.920	51.314
18	17.732	13.714	19.916	51.362
19	17.763	13.777	19.895	51.435

Tour Lap	Secteur 1 Sector 1	Secteur 2 Sector 2	Secteur 3 Sector 3	Temps Time
FINISH				
20	17.739	13.819	20.056	51.614

140 CERIBELLA Anthony

		14.975	20.765	
START				
	23.822	26.692	39.718	
1	20.694	15.375	21.387	57.456
2	18.329	14.093	20.566	52.988
3	17.851	14.190	20.541	52.582
4	17.959	13.818	19.901	51.678
5	17.809	13.615	20.078	51.502
6	18.339	13.775	19.937	52.051
7	17.867	13.575	19.847	51.289
8	17.752	13.586	19.958	51.296
9	17.928	13.618	20.094	51.640
10	17.811	13.733	20.190	51.734
11	17.728	13.623	19.974	51.325
12	17.677	13.633	19.810	51.120
13	17.675	13.609	19.829	51.113
14	17.717	13.633	19.890	51.240
15	17.758	13.775	20.501	52.034
16	17.773	13.659	19.868	51.300
17	17.716	13.701	19.966	51.383
18	17.788	13.626	19.925	51.339
19	17.840	13.721	19.897	51.458
FINISH				
20	18.014	13.773	20.508	52.295

142 RUSSO Vittorio Maria

		15.395	21.207	
START				
	22.350	26.813	38.682	
1	20.744	14.612	21.218	56.574
2	18.070	14.064	20.968	53.102
3	18.121	13.943	20.612	52.676
4	17.831	13.974	20.057	51.862
5	17.764	13.677	19.994	51.435
6	18.321	13.687	20.073	52.081

X 30 CHALLENGE EUROPA 2016

X30 Senior

(Sen) Race 2 - A

Historique / Records

Tour Lap	Secteur 1 Sector 1	Secteur 2 Sector 2	Secteur 3 Sector 3	Temps Time
7	17.701	13.619	19.873	51.193
8	17.754	13.546	19.988	51.288
9	17.861	13.643	20.125	51.629
10	17.697	13.661	19.820	51.178
11	17.638	13.564	19.878	51.080
12	17.663	13.617	19.900	51.180
13	17.627	13.557	19.763	50.947
14	17.751			51.065
15	17.704	14.298	19.868	51.870
16	17.668	13.582	19.919	51.169
17	17.766	13.689	19.877	51.332
18	17.722	13.614	19.836	51.172
19	17.619	13.608	19.969	51.196
FINISH				
20	17.705	13.579	19.849	51.133

Tour Lap	Secteur 1 Sector 1	Secteur 2 Sector 2	Secteur 3 Sector 3	Temps Time
1	31.576	14.743	20.671	1:06.990
2	18.226	13.866	20.431	52.523
3	18.036	13.833	20.120	51.989
4	17.832	13.760	20.026	51.618
5	17.758	13.798	20.057	51.613
6	17.765	13.788	19.984	51.537
7	17.768	13.638	20.007	51.413
8	17.868	13.748	19.921	51.537
9	17.731	13.625	19.902	51.258
10	17.754	13.558	19.897	51.209
11	17.743	13.696	19.978	51.417
12	17.679	13.682	20.089	51.450
13	17.812	13.882	20.078	51.772
14	18.143	14.086	20.120	52.349
15	17.708	13.767	20.113	51.588
FINISH				

149 THOMPSON Joshua

	14.575	20.624		
START				
	24.610	26.726	39.895	
1	20.538	14.536	20.848	55.922
2	18.438	14.339	21.492	54.269
3	18.082	14.140	20.839	53.061
4	18.051	13.812	21.021	52.884
5	19.962	14.025	20.404	54.391
6	18.174	14.190	20.320	52.684
7	18.003	13.917	20.238	52.158
8	17.983	14.116	20.151	52.250
9	17.898	13.876	20.081	51.855
10	18.306	14.016	20.295	52.617
11	18.130	13.891	20.198	52.219
12	18.016	13.869	20.169	52.054
13	17.946	13.841	20.155	51.942
FINISH				

150 BAUDOT Geoffrey

	14.353	20.460		
START				
	24.254	28.335	43.471	

157 COUT Anthony

	14.448	20.555		
START				
	24.621	27.987	41.035	
1	19.729	14.029	20.520	54.278
2	18.113	14.116	20.701	52.930
3	18.153	13.963	20.468	52.584
4	17.968	13.914	20.523	52.405
5	17.949	13.829	20.167	51.945
6	17.940	13.808	20.272	52.020
7	17.954	13.772	20.131	51.857
8	17.826	13.743	19.994	51.563
9	17.862	13.726	19.987	51.575
10	17.836	13.736	19.999	51.571
11	17.911	13.788	20.026	51.725
12	18.118	13.748	19.969	51.835
13	17.823	13.740	20.081	51.644
14	18.003	13.698	20.038	51.739
15	17.785	14.157	20.430	52.372
16	17.859	13.781	20.390	52.030
17	17.949	13.712	20.025	51.686
18	17.837	13.741	20.313	51.891
19	18.140	13.702	20.084	51.926
FINISH				

X 30 CHALLENGE EUROPA 2016

X30 Senior

(Sen) Race 2 - A

Historique / Records

Tour	Secteur 1	Secteur 2	Secteur 3	Temps
Lap	Sector 1	Sector 2	Sector 3	Time
20	17.860	13.787	20.194	51.841

168 BONNETTO Romain

	14.371	20.336		
START				
	24.461	27.966	42.664	
1	19.528	14.065	20.432	54.025
2	18.203	14.063	20.302	52.568
3	18.099	13.738	20.169	52.006
4	18.068	13.705	20.117	51.890
5	17.902	13.636	19.990	51.528
6	17.838	13.671	20.060	51.569
7	17.740	13.652	19.941	51.333
8	17.838	13.654	20.400	51.892
9	17.744	13.644	20.431	51.819
10	18.802	13.912	20.108	52.822
11	17.749	13.591	19.997	51.337
12	17.810	13.830	20.082	51.722
13	17.722	13.618	19.882	51.222
14	17.731	13.705	19.958	51.394
15	17.679	13.674	19.939	51.292
16	17.742	13.603	20.002	51.347
17	18.073	13.745	20.120	51.938
18	17.830	13.634	19.975	51.439
19	17.731	13.686	19.965	51.382
FINISH				
20	17.814	13.620	20.526	51.960

170 LEON Carlos

	14.454	20.362		
START				
	24.079	28.154	43.499	
1	19.211	14.055	20.282	53.548
2	18.096	13.979	20.130	52.205
3	18.040	13.827	20.526	52.393
4	18.064	13.858	19.957	51.879
5	18.003	13.764	20.335	52.102
6	17.861	13.762	20.259	51.882
7	17.940	13.763	19.954	51.657

Tour	Secteur 1	Secteur 2	Secteur 3	Temps
Lap	Sector 1	Sector 2	Sector 3	Time
8	17.899	13.815	20.015	51.729
9	17.895	13.702	20.107	51.704
10	18.598	13.909	20.286	52.793
11	17.884	13.753	19.960	51.597
12	17.859	13.774	20.133	51.766
13	17.823	13.753	19.993	51.569
14	17.873	13.755	20.254	51.882
15	18.005	13.831	20.285	52.121
16	17.866	13.787	19.930	51.583
17	17.902	13.962	20.076	51.940
18	17.825	13.769	19.886	51.480
19	17.909	13.804	20.251	51.964
FINISH				
20	17.980	13.909	20.234	52.123

172 ROBINSON Saul Ryker

	14.239	20.378		
START				
	24.814	27.868	40.939	
1	20.026	14.319	20.370	54.715
2	18.006	13.882	20.117	52.005
3	17.954	13.743	19.921	51.618
4	17.756	13.650	19.955	51.361
5	17.806	13.732	19.966	51.504
6	17.754	13.605	20.037	51.396
7	17.705	13.591	19.944	51.240
8	17.778	13.786	20.246	51.810
9	17.733	13.697	19.988	51.418
10	17.672	13.662	20.026	51.360
11	17.677	13.709	20.071	51.457
12	17.753	13.716	19.990	51.459
13	17.696	13.743	20.031	51.470
14	17.617	13.673	20.012	51.302
15	17.721	13.804	20.057	51.582
16	17.734	13.786	19.986	51.506
17	17.774	13.740	20.039	51.553
18	17.671	13.743	20.251	51.665
19	17.769	13.727	19.973	51.469
FINISH				
20	17.777	13.737	20.063	51.577

X 30 CHALLENGE EUROPA 2016

X30 Senior

(Sen) Race 2 - A

Historique / Records

Tour	Secteur 1	Secteur 2	Secteur 3	Temps
Lap	Sector 1	Sector 2	Sector 3	Time

174 GIBIER Sébastien

		14.633	20.612	
	START			
	24.651	26.959	40.039	
1	20.526	14.682	20.821	56.029
2	18.149	13.907	20.337	52.393
3	18.189	13.932	20.402	52.523
4	17.987	13.909	20.663	52.559
5	17.826	13.751	20.804	52.381
6	17.889	13.816	20.079	51.784
7	17.760	13.785	20.018	51.563
8	17.694	13.794	20.110	51.598
9	17.793	13.712	20.000	51.505
10	17.794	13.703	19.966	51.463
11	17.726	13.738	20.355	51.819
12	17.983	13.807	19.944	51.734
13	17.755	13.747	20.008	51.510
14	17.760	13.844	19.962	51.566
15	17.715	13.715	19.983	51.413
16	17.686	13.733	20.019	51.438
17	17.765	13.720	20.077	51.562
18	17.742	13.700	19.974	51.416
19	17.760	13.788	20.023	51.571
	FINISH			
20	17.817	13.759	19.955	51.531

194 VIAN Jason

		14.556	20.421	
	START			
	24.548	27.333	40.622	
1	21.042	18.604	21.049	1:00.695
2	18.353	13.924	20.327	52.604
3	18.214	14.184	20.253	52.651
4	17.992	13.815	20.468	52.275
5	18.474	13.773	21.228	53.475
6	18.091	13.965	20.282	52.338
7	18.527	13.819	20.257	52.603
8	18.149	13.918	20.097	52.164
9	17.952	13.816	20.053	51.821

Tour	Secteur 1	Secteur 2	Secteur 3	Temps
Lap	Sector 1	Sector 2	Sector 3	Time

10	17.915	13.821	20.011	51.747
11	17.805	13.727	20.106	51.638
12	17.884	13.804	20.111	51.799
13	17.927	13.760	20.125	51.812
14	17.823	13.865	20.332	52.020
15	17.981	13.837	20.209	52.027
16	17.965	13.836	20.217	52.018
17	17.968	13.852	20.137	51.957
18	17.884	13.800	20.095	51.779
19	17.949	13.990	20.118	52.057
	FINISH			
20	18.084	13.872	20.362	52.318

205 MARION Aurélien

		15.449	21.070	
	START			
	22.613	27.204	37.565	
1	20.560	14.655	20.981	56.196
2	18.230	14.231	20.622	53.083
3	18.112	14.519	20.550	53.181
4	18.219	13.994	20.646	52.859
5	18.009	14.323	20.092	52.424
6	17.996	13.716	20.548	52.260
7	18.426	14.262	21.052	53.740
8	18.035	14.168	20.308	52.511
9	17.907	13.881	19.908	51.696
10	17.827	13.690	19.933	51.450
11	17.775	13.665	19.905	51.345
12	17.808	13.683	20.573	52.064
13	17.849	13.705	20.208	51.762
14	18.172	14.220	21.414	53.806
15	17.826	13.777	20.039	51.642
16	17.999	13.752	20.076	51.827
	FINISH			

215 LOUSSIÉ Paul

		14.351	20.472	
	START			
	24.694	28.105	41.385	

X 30 CHALLENGE EUROPA 2016

X30 Senior

(Sen) Race 2 - A

Historique / Records

Tour Lap	Secteur 1 Sector 1	Secteur 2 Sector 2	Secteur 3 Sector 3	Temps Time
1	19.940	14.335	20.316	54.591
2	18.128	14.191	20.665	52.984
3	18.021	13.824	20.333	52.178
4	18.231	13.830	20.642	52.703
5	19.012	13.840	21.373	54.225
6	19.179	14.529	20.556	54.264
7	18.031	13.800	20.052	51.883
8	17.930	13.655	20.026	51.611
9	17.968	13.708	20.094	51.770
10	18.205	13.731	19.906	51.842
11	17.802	13.660	20.051	51.513
12	17.800	13.719	20.100	51.619
13	17.803	13.649	20.024	51.476
14	17.839	15.510	20.820	54.169
15	18.062	13.694	20.331	52.087
FINISH				

216 BAIGUINI Ivan

	14.476	20.616		
START				
	24.177	27.060	40.282	
1	21.333	14.889	21.377	57.599
2	18.206	14.616	20.682	53.504
3	18.203	13.739	21.059	53.001
4	18.054	13.800	20.953	52.807
5	18.114	14.471	20.210	52.795
6	17.866	13.962	20.036	51.864
7	17.827	13.814	20.557	52.198
8	17.805	13.896	20.061	51.762
9	17.810	14.073	20.070	51.953
10	17.744	13.737	19.939	51.420
11	17.871	13.929	19.916	51.716
12	17.736	13.811	20.353	51.900
13	17.884	14.095	20.334	52.313
14	18.162	14.076	20.201	52.439
15	18.009	13.797	20.003	51.809
16	18.378	13.801	19.921	52.100
17	17.892	13.882	19.976	51.750
18	17.893	13.751	19.914	51.558
19	17.754	13.792	19.962	51.508
FINISH				

Tour Lap	Secteur 1 Sector 1	Secteur 2 Sector 2	Secteur 3 Sector 3	Temps Time
20	17.857	13.756	20.590	52.203

217 GRINWIS Rowan

		14.558	20.392	
START				
	24.062	27.784	40.431	
1	20.127	14.368	21.165	55.660
2	18.035	13.922	20.760	52.717
3	18.211	14.128	20.514	52.853
4	18.045	13.968	20.494	52.507
5	17.964	13.861	20.832	52.657
6	18.301	13.985	20.480	52.766
7	17.906	13.938	20.130	51.974
8	17.770	13.747	19.987	51.504
9	17.832	13.866	20.141	51.839
10	17.850	13.848	20.022	51.720
11	17.899	13.757	19.971	51.627
12	17.911	14.168	21.040	53.119
13	18.355	14.336	20.301	52.992
14	17.926	13.923	20.308	52.157
15	17.861	13.853	20.457	52.171
16	18.088	14.069	20.046	52.203
17	18.012	14.191	20.288	52.491
18	17.920	13.830	20.061	51.811
19	17.818	13.801	19.918	51.537
FINISH				
20	17.828	13.877	20.727	52.432

220 PINTO Diogo

		14.564	20.459	
START				
	24.487	27.703	42.352	
1	19.456	13.915	20.334	53.705
2	18.076	13.846	20.116	52.038
3	17.991	13.722	20.172	51.885
4	18.210	13.753	20.066	52.029
5	17.897	13.758	20.041	51.696
6	17.853	13.734	20.288	51.875
7	17.867	13.664	20.104	51.635

X 30 CHALLENGE EUROPA 2016

X30 Senior

(Sen) Race 2 - A

Historique / Records

Tour	Secteur 1	Secteur 2	Secteur 3	Temps
Lap	Sector 1	Sector 2	Sector 3	Time
8	17.730	13.598	20.458	51.786
9	17.802	13.742	20.555	52.099
10	17.940	13.717	20.438	52.095
11	18.130	13.720	20.054	51.904
12	17.761	14.072	20.077	51.910
13	17.843	13.643	20.043	51.529
14	17.799	13.691	20.091	51.581
15	17.759	13.719	20.050	51.528
16	17.844	13.717	20.217	51.778
17	17.928	13.716	20.069	51.713
18	17.887	13.671	20.044	51.602
19	17.917	13.772	20.435	52.124
FINISH				
20	18.317	13.759	20.300	52.376

221 NÄSCHER Patrick

	14.394	20.324		
START				
	24.549	27.875	40.870	
1	20.654	14.584	20.865	56.103
2	18.192	15.132	20.583	53.907
3	18.135	14.659	20.441	53.235
4	18.012	14.226	20.742	52.980
5	17.930	13.780	20.056	51.766
6	17.945	14.017	20.871	52.833
7	18.085	14.036	20.182	52.303
8	17.923	13.957	19.996	51.876
9	17.814	14.016	20.316	52.146
10	17.779	13.795	20.393	51.967
11	17.819	13.618	20.008	51.445
12	17.816	13.770	20.010	51.596
13	17.867	14.003	20.796	52.666
14	18.618	14.579	23.663	56.860
15	18.022	13.828	20.152	52.002
16	17.873	13.826	20.085	51.784
17	17.846	13.852	20.092	51.790
18	17.860	13.801	20.040	51.701
19	17.802	13.839	20.022	51.663
FINISH				
20	17.839	13.818	19.986	51.643

Tour	Secteur 1	Secteur 2	Secteur 3	Temps
Lap	Sector 1	Sector 2	Sector 3	Time

239 SALVATORE Benjamin

		14.432	20.562	
START				
	24.723	28.032	41.339	
1	19.670	14.010	20.681	54.361
2	18.035	14.112	20.284	52.431
3	18.616	13.840	20.195	52.651
4	18.332	13.984	20.104	52.420
5	17.895	13.770	20.060	51.725
6	17.943	13.750	20.106	51.799
7	17.943	13.796	20.025	51.764
8	17.774	13.753	20.001	51.528
9	17.804	13.702	19.958	51.464
10	17.836	13.692	20.015	51.543
11	17.878	13.785	19.983	51.646
12	17.799	13.705	19.907	51.411
13	17.860	13.733	20.024	51.617
14	18.155	13.641	20.265	52.061
15	18.458	14.470	26.575	59.503
16	17.982	13.830	19.979	51.791
17	17.989	13.809	20.011	51.809
18	17.883	13.748	19.945	51.576
19	17.897	13.795	19.964	51.656
FINISH				
20	17.877	13.691	20.002	51.570

242 TENORIO Kevin

		14.451	20.874	
START				
	24.034	26.748	39.049	
1	21.346	14.722	21.081	57.149
2	18.180	14.129	20.722	53.031
3	18.280	14.249	21.152	53.681
4	18.148	13.737	20.349	52.234
5	17.940	13.911	20.004	51.855
6	17.927	13.743	20.291	51.961
7	17.789	13.716	19.863	51.368
8	17.802	13.642	20.265	51.709
9	18.022	13.736	19.989	51.747

X 30 CHALLENGE EUROPA 2016

X30 Senior

(Sen) Race 2 - A

Historique / Records

Tour Lap	Secteur 1 Sector 1	Secteur 2 Sector 2	Secteur 3 Sector 3	Temps Time
10	17.825	13.749	19.918	51.492
11	17.812	13.663	19.963	51.438
12	17.827	13.846	19.885	51.558
13	17.864	13.693	19.982	51.539
14	17.881	13.703	20.134	51.718
15	17.810	13.754	20.468	52.032
16	18.061	13.798	19.989	51.848
17	17.843	13.738	19.991	51.572
18	18.118	13.744	19.921	51.783
19	17.841	13.890	19.966	51.697
FINISH				
20	17.941	13.796	20.018	51.755

Tour Lap	Secteur 1 Sector 1	Secteur 2 Sector 2	Secteur 3 Sector 3	Temps Time
START				
	24.231	27.242	39.971	
1	20.602	14.846	20.956	56.404
2	18.262	14.188	20.529	52.979
3	18.161	14.234	20.316	52.711
4	18.049	13.823	20.098	51.970
5	17.872	13.714	20.308	51.894
6	18.887	14.033	20.114	53.034
7	17.886	13.791	20.053	51.730
8	17.845	13.786	20.515	52.146
9	18.653	13.954	20.130	52.737
10	17.924	14.188	20.684	52.796
11	18.060	13.883	19.981	51.924
12	17.805	14.031	20.169	52.005
13	17.796	13.898	20.101	51.795
14	18.120	13.755	20.140	52.015
15	18.374	14.234	20.140	52.748
16	18.562	13.953	20.087	52.602
17	17.895	13.862	20.013	51.770
18	17.861	13.776	20.005	51.642
19	17.834	13.841	20.031	51.706
FINISH				
20	17.865	13.858	20.172	51.895

263 DI CORI Alessandro

	16.717	21.426		
START				
	20.734	27.060	37.739	
1	21.192	14.828	21.163	57.183
2	18.185	14.074	20.404	52.663
3	18.202	13.761	20.555	52.518
4	17.927	13.780	20.088	51.795
5	19.732	14.086	19.968	53.786
6	17.818	13.660	19.921	51.399
7	18.065	14.088	20.401	52.554
8	17.658	13.670	19.855	51.183
9	17.727	13.765	19.853	51.345
10	17.726	13.644	19.885	51.255
11	17.689	13.616	19.882	51.187
12	17.714	13.986	20.519	52.219
13	17.662	13.647	19.834	51.143
14	17.713	13.684	20.081	51.478
15	17.752	13.673	20.138	51.563
16	17.856	13.634	19.990	51.480
17	17.795	13.731	19.999	51.525
18	17.704	13.694	19.943	51.341
FINISH				

273 VAN DER LAAN Mauricio

	14.597	20.503		
--	--------	--------	--	--

X30 Senior

(Sen) Race 2 - A


































Tour par tour / Lap by lap

Grille / Grid	102	132	114	128	150	170	111	131	168	220	137	239	215	157	116	172	221	136	194	217	107	174	216	140	273	242	149	121	106	120	142	205	129	263
---------------	-----	-----	-----	-----	-----	-----	-----	-----	-----	-----	-----	-----	-----	-----	-----	-----	-----	-----	-----	-----	-----	-----	-----	-----	-----	-----	-----	-----	-----	-----	-----	-----	-----	-----

	1.	2.	3.	4.	5.	6.	7.	8.	9.	10.	11.	12.	13.	14.	15.	16.	17.	18.	19.	20.	21.	22.	23.	24.	25.	26.	27.	28.	29.	30.	31.	32.	33.	34.
Départ / Start	102	132	114	128	170	150	131	111	220	168	239	137	157	215	172	116	136	221	194	217	174	107	140	242	121	216	273	120	149	205	106	142	129	263
Tour / Lap 1	102	132	170	114	220	131	168	239	157	215	172	111	137	136	107	217	116	221	174	121	149	273	205	242	140	142	216	129	106	263	120	194	128	150
Tour / Lap 2	102	132	170	220	114	168	131	239	172	157	111	215	136	107	137	116	217	174	121	221	273	205	242	140	142	149	129	263	216	120	106	194	128	150
Tour / Lap 3	102	132	220	114	170	168	172	131	239	111	157	215	136	116	137	107	174	217	121	273	221	140	205	142	263	149	242	129	216	120	106	128	194	150
Tour / Lap 4	132	102	114	220	170	172	168	111	239	157	131	215	136	116	137	107	174	217	121	273	140	142	263	221	205	242	149	129	216	106	128	120	194	150
Tour / Lap 5	132	102	114	220	172	170	168	111	239	157	131	136	116	137	107	174	215	121	217	140	273	142	221	242	205	263	106	129	128	216	120	149	194	150
Tour / Lap 6	132	102	114	172	220	168	170	111	239	131	157	136	116	137	174	121	107	140	142	217	273	242	215	221	263	205	106	128	216	129	120	194	149	150
Tour / Lap 7	102	132	114	172	220	168	170	111	239	131	157	116	137	136	174	121	140	107	142	217	273	242	215	221	263	106	128	129	216	205	120	149	194	150
Tour / Lap 8	102	172	114	132	220	168	170	111	239	131	157	137	116	136	174	140	121	142	107	217	242	273	215	263	221	128	106	216	129	120	205	150	149	194
Tour / Lap 9	102	172	114	132	168	220	170	111	239	131	157	137	116	174	140	142	136	121	107	217	242	215	263	273	128	106	221	129	216	205	150	120	149	194
Tour / Lap 10	102	172	132	111	220	114	168	170	239	131	157	137	174	142	140	136	121	107	116	217	242	263	215	128	106	221	273	129	216	205	150	120	194	149
Tour / Lap 11	102	172	132	111	114	220	168	170	239	131	157	137	142	174	140	136	121	107	116	217	242	263	215	128	106	221	273	216	129	205	150	120	194	149
Tour / Lap 12	102	172	132	111	114	168	220	239	170	131	137	157	142	140	174	136	121	107	116	242	263	215	217	128	106	221	273	216	129	150	205	120	194	149
Tour / Lap 13	102	172	132	111	114	168	220	239	170	131	137	157	142	140	174	136	121	116	242	107	263	215	128	217	221	106	273	129	150	216	205	120	194	149
Tour / Lap 14	102	172	132	111	114	168	220	170	239	131	137	142	157	140	174	136	121	242	116	263	107	128	217	215	106	273	129	150	216	205	120	194	221	
Tour / Lap 15	102	172	132	111	114	168	220	131	170	142	140	157	174	136	121	137	263	242	107	116	128	239	217	106	215	129	150	273	216	205	120	194	221	
Tour / Lap 16	102	172	132	111	114	168	220	131	170	142	140	174	157	136	121	263	242	137	107	116	128	239	106	217	129	216	273	205	120	194	221			
Tour / Lap 17	102	172	132	111	114	168	220	131	142	170	140	174	157	136	121	263	242	137	107	116	128	239	106	129	217	216	273	120	194	221				
Tour / Lap 18	102	132	172	111	114	168	220	142	131	170	140	174	136	157	121	263	137	242	107	128	116	239	106	129	217	216	273	120	194	221				
Tour / Lap 19	102	132	172	114	111	168	142	220	131	170	140	174	136	121	157	137	242	128	107	116	239	106	129	217	216	273	120	194	221					
Tour / Lap 20	102	132	172	111	114	168	142	131	220	170	140	174	136	121	157	137	242	128	107	116	239	106	129	217	216	273	120	194	221					

X30 Senior

Classement final Course B / Final classification Classification Race B

Cl ^t	N°	Concurrent	Pilote	Nat	Nat	R1	R3	Points
Rnk	No.	Entrant	Driver					
1	203	Mattu Bastiano	MATTU Fabio	ITA		88	76	164
2	104	Evokart Srl	SOTIROPOULOS Fotis	GRE		83	79	162
3	144	R Reproduction	LAY Gilian	FRA		71	88	159
4	151	AC Motorsport	FORTECHA MARTINEZ Laia	SPA		79	74	153
5	124	Litchfield Motorsport	HASKETT Roman	GBR		69	83	152
6	266	Cappello Motorsport	CAPPELLO Christopher	FRA		76	73	149
7	173	240 Racing	MARKIEWICZ Nicolas	FRA		73	71	144
8	146	Braun Racing	ESCARTIN Orso	FRA		74	70	144
9	176	Ludo Racing	ARNAUD Hugo	FRA		70	72	142
10	147	Mc Mahon	MC MAHON Sean	IRL		66	69	135
11	117	Team Zinner	HAUSSERMANN Justin	GER		65	68	133
12	165	Ludo Racing	POTAIN Jérémy	FRA		72	59	131
13	218	Duarte Paulo	DUARTE Luis	POR		63	67	130
14	211	Im-Racing	FELBER Alessandro	SUI		67	63	130
15	118	Mad-Croc Karting	OVASKA Tuisku	FIN		64	64	128
16	158	Marserou	MARSEROU Vincent	FRA		60	65	125
17	103	Evokart Srl	GRADELLINI Manuel	ITA		68	54	122
18	208	RK Compétition	NOTARGIACOMO Johan	FRA		58	61	119
19	148	NKS for racing	HOFMANN Sophie	GER		57	57	114
20	171	Martinez Fedi Pablo	MARTINEZ CLAVELL Daniel	SPA		59	55	114
21	235	SWRD	WING HOONG Chia	MYS		51	62	113
22	246	Jetzer Ramona	JETZER Ramona	SUI		53	60	113
23	127	Vailati Lorenzo	VAILATI Lorenzo	ITA		62	51	113
24	141	Athens Kart Shop	GALANOPOULOS Efstratios	GRE		54	58	112
25	237	PDB Racing Team	BARTELS Mike	NED		61	49	110
26	134	RL-Competition	HOCHWIND Timo	GER		55	52	107
27	177	AK-Racing	HEIM Philipp	GER		56	50	106
28	272	Motor's	RASCLE Hugo	FRA		49	56	105
29	112	Motor's	DUC-GONINAZ Louis-Alexandre	FRA		52	53	105
30	119	IM-Racing	LEHNER Norick	SUI		-	66	66
31	223	Scuderia PCR	VECCHIO Federico	ITA		50	-	50
32	125	JRK	JAYNE Kévin	FRA		0	-	-
33	163	Hublet	HUBLET Axel	FRA		0	-	-

Le Chronométrage



Affiché à

Le Président du Collège

X30 Senior

Classement final Course A / Final classification Classification Race A

Cl ^t	N°	Concurrent	Pilote	Nat	Nat	R1	R3	Points
Rnk	No.	Entrant	Driver					
1	203	Mattu Bastiano	MATTU Fabio	ITA		88	76	164
2	104	Evokart Srl	SOTIROPOULOS Fotis	GRE		83	79	162
3	144	R Reproduction	LAY Gilian	FRA		71	88	159
4	151	AC Motorsport	FONTECHA MARTINEZ Laia	SPA		79	74	153
5	124	Litchfield Motorsport	HASKETT Roman	GBR		69	83	152
6	266	Cappello Motorsport	CAPPELLO Christopher	FRA		76	73	149
7	173	240 Racing	MARKIEWICZ Nicolas	FRA		73	71	144
8	146	Braun Racing	ESCARTIN Orso	FRA		74	70	144
9	176	Ludo Racing	ARNAUD Hugo	FRA		70	72	142
10	147	Mc Mahon	MC MAHON Sean	IRL		66	69	135
11	117	Team Zinner	HAUSSERMANN Justin	GER		65	68	133
12	165	Ludo Racing	POTAIN Jérémy	FRA		72	59	131
13	218	Duarte Paulo	DUARTE Luis	POR		63	67	130
14	211	Im-Racing	FELBER Alessandro	SUI		67	63	130
15	118	Mad-Croc Karting	OVASKA Tuisku	FIN		64	64	128
16	158	Marserou	MARSEROU Vincent	FRA		60	65	125
17	103	Evokart Srl	GRADELLINI Manuel	ITA		68	54	122
18	208	RK Compétition	NOTARGIACOMO Johan	FRA		58	61	119
19	148	NKS for racing	HOFMANN Sophie	GER		57	57	114
20	171	Martinez Fedi Pablo	MARTINEZ CLAVELL Daniel	SPA		59	55	114
21	235	SWRD	WING HOONG Chia	MYS		51	62	113
22	246	Jetzer Ramona	JETZER Ramona	SUI		53	60	113
23	127	Vailati Lorenzo	VAILATI Lorenzo	ITA		62	51	113
24	141	Athens Kart Shop	GALANOPOULOS Efstratios	GRE		54	58	112
25	237	PDB Racing Team	BARTELS Mike	NED		61	49	110
26	134	RL-Competition	HOCHWIND Timo	GER		55	52	107
27	177	AK-Racing	HEIM Philipp	GER		56	50	106
28	272	Motor's	RASCLE Hugo	FRA		49	56	105
29	112	Motor's	DUC-GONINAZ Louis-Alexandre	FRA		52	53	105
30	119	IM-Racing	LEHNER Norick	SUI		-	66	66
31	223	Scuderia PCR	VECCHIO Federico	ITA		50	-	50
32	125	JRK	JAYNE Kévin	FRA		0	-	-
33	163	Hublet	HUBLET Axel	FRA		0	-	-

Le Chronométrage



Affiché à

Le Président du Collège