

X30 Mini

(Min) Qualifying Practice

Classement de la Séance / Session classification

Clt	N°	Pilote	Nat	Meilleur S1	Meilleur S2	Meilleur S3	Temps idéal	Temps	Ecart	Tour	Vitesse
Rnk	No.	Driver		Best S1	Best S2	Best S3	Ideal Time	Time	Gap	Lap	Speed
1	17	FAMULARO Alessandro		19.401	15.405	22.142	56.948	57.193		4	79,05
2	13	WEUG Maya		19.501	15.353	22.335	57.189	57.306	+0.113	11	78,90
3	5	LANTZIS Ioannis		19.584	15.429	22.394	57.407	57.419	+0.226	11	78,74
4	8	ANDREASSON Oscar		19.561	15.445	22.371	57.377	57.451	+0.258	7	78,70
5	18	FOMULARO Anthony		19.610	15.348	22.412	57.370	57.460	+0.267	8	78,69
6	2	LECERTUA GARCIA Lorens		19.663	15.435	22.307	57.405	57.477	+0.284	10	78,66
7	9	PETTERSON Arthur		19.450	15.506	22.389	57.345	57.606	+0.413	11	78,49
8	3	RAUSENS Kilian		19.679	15.612	22.427	57.718	57.771	+0.578	10	78,26
9	6	MATON Noah		19.564	15.575	22.409	57.548	57.851	+0.658	4	78,15
10	12	SERUSI Giuseppe		19.729	15.488	22.360	57.577	57.852	+0.659	7	78,15
11	4	ESSER Luis		19.605	15.587	22.459	57.651	57.853	+0.660	6	78,15
12	19	PANAEV Alexander		19.656	15.436	22.494	57.586	57.867	+0.674	10	78,13
13	7	TIBERIO Giovanni		19.698	15.613	22.517	57.828	57.936	+0.743	10	78,04
14	14	PONS Pietro Valdo		19.737	15.627	22.676	58.040	58.058	+0.865	8	77,88
15	20	CONSONNI Thomas		19.870	15.560	22.580	58.010	58.138	+0.945	9	77,77
16	11	HASSINEN Jasper		19.862	15.633	22.533	58.028	58.166	+0.973	9	77,73
17	16	BIANCHI Tomasso		19.991	15.598	22.918	58.507	58.565	+1.372	9	77,20
18	10	HAGMAN Caspian		20.549	15.902	23.686	1:00.137	1:00.610	+3.417	8	74,60

Sous réserve du contrôle technique ou de fait sportif

Le Chronométrage



Affiché à

Le Président du Collège

X30 Mini (Min) Qualifying Practice Historique / Records

Tour	Secteur 1	Secteur 2	Secteur 3	Temps
Lap	Sector 1	Sector 2	Sector 3	Time

2 LECERTUA GARCIA Lorens

START				
1		17.637	23.380	
2	21.132	15.985	23.001	1:00.118
3	20.888	15.793	22.554	59.235
4	20.278	17.600	26.095	1:03.973
5	19.871	15.450	22.307	57.628
6	19.794	15.435	22.446	57.675
7	19.682	15.772	22.406	57.860
8	19.821	15.773	22.337	57.931
9	19.737	15.461	22.327	57.525
10	19.674	15.450	22.353	57.477
FINISH				
11	19.663	15.622	22.454	57.739

3 RAUSENS Kilian

START				
1		16.823	23.879	
2	21.666	16.238	23.874	1:01.778
3	20.236	15.736	23.218	59.190
4	19.804	15.693	22.506	58.003
5	20.170	15.716	22.563	58.449
6	19.805	15.612	22.443	57.860
7	19.800	15.623	22.476	57.899
8	19.836	15.933	22.571	58.340
9	19.881	15.715	22.427	58.023
FINISH				
10	19.679	15.662	22.430	57.771

4 ESSER Luis

START				
1		17.063	23.529	
2	20.792	15.943	22.920	59.655
3	19.895	15.883	22.732	58.510
4	20.257	15.726	22.731	58.714
5	20.012	15.772	22.512	58.296
6	19.605	15.587	22.661	57.853
7	20.102	15.833	22.888	58.823

Tour	Secteur 1	Secteur 2	Secteur 3	Temps
Lap	Sector 1	Sector 2	Sector 3	Time

8	19.760	15.658	22.626	58.044
9	19.755	15.779	22.459	57.993
FINISH				
10	19.883	15.893	23.235	59.011

5 LANTZIS Ioannis

START				
1		17.405	23.554	
2	20.968	16.007	22.931	59.906
3	20.200	15.637	22.595	58.432
4	19.624	15.575	22.669	57.868
5	19.903	15.814	22.765	58.482
6	19.788	15.591	22.421	57.800
7	19.654	15.530	22.423	57.607
8	19.784	15.507	22.394	57.685
9	19.645	15.643	22.480	57.768
10	19.646	15.562	22.510	57.718
FINISH				
11	19.584	15.429	22.406	57.419

6 MATON Noah

START				
1		17.196	23.909	
2	20.837	16.116	23.099	1:00.052
3	20.028	15.746	23.073	58.847
4	19.806	15.575	22.470	57.851
5	19.754	15.658	22.531	57.943
6	19.776	15.911	22.409	58.096
7	19.564	15.603	23.706	58.873
8	19.803	16.178	22.787	58.768
9	20.039	15.737	22.529	58.305
FINISH				
10	19.792	15.624	22.788	58.204

7 TIBERIO Giovanni

START				
1		19.766	24.993	

X 30 CHALLENGE EUROPA 2016

X30 Mini

(Min) Qualifying Practice

Historique / Records

Tour	Secteur 1	Secteur 2	Secteur 3	Temps
Lap	Sector 1	Sector 2	Sector 3	Time
2	21.555	16.374	23.578	1:01.507
3	21.389	16.006	23.108	1:00.503
4	20.540	15.752	22.897	59.189
5	20.600	15.656	22.730	58.986
6	20.560	15.662	22.521	58.743
7	19.871	15.613	22.653	58.137
8	19.807	16.216	22.730	58.753
9	19.965	15.914	22.522	58.401
FINISH				
10	19.698	15.721	22.517	57.936

8 ANDREASSON Oscar

START				
1		17.055	23.666	
2	21.088	15.875	23.154	1:00.117
3	20.010	15.675	22.715	58.400
4	19.888	15.691	22.371	57.950
5	20.607	15.534	22.732	58.873
6	20.138	15.640	22.442	58.220
7	19.582	15.445	22.424	57.451
8	19.584	15.652	22.417	57.653
9	19.617	15.487	22.459	57.563
FINISH				
10	19.561	15.699	22.440	57.700

9 PETTERSON Arthur

START				
1		17.009	23.729	
2	21.196	16.166	23.210	1:00.572
3	20.331	15.820	22.999	59.150
4	19.964	15.618	22.753	58.335
5	19.959	15.748	23.225	58.932
6	19.749	15.639	22.496	57.884
7	19.676	15.562	22.389	57.627
8	19.650	15.571	22.407	57.628
9	19.716	15.506	22.566	57.788
10	19.584	15.525	22.523	57.632
FINISH				
11	19.450	15.686	22.470	57.606

Tour	Secteur 1	Secteur 2	Secteur 3	Temps
Lap	Sector 1	Sector 2	Sector 3	Time

10 HAGMAN Caspian

START				
1		18.562	24.505	
2	21.813	16.224	24.545	1:02.582
3	21.518	16.283	23.735	1:01.536
4	20.948	16.460	24.474	1:01.882
5	21.397	15.902	31.934	1:09.233
6	20.559	16.033	39.309	1:15.901
7	21.946	16.350	23.686	1:01.982
8	20.549	16.095	23.966	1:00.610
FINISH				

11 HASSINEN Jasper

START				
1		18.925	25.931	
2	21.478	16.339	23.570	1:01.387
3	20.578	16.153	23.663	1:00.394
4	20.238	15.828	22.853	58.919
5	20.120	16.456	22.826	59.402
6	20.032	15.815	23.018	58.865
7	19.925	15.700	22.815	58.440
8	20.049	16.048	23.316	59.413
9	19.862	15.771	22.533	58.166
FINISH				
10	19.951	15.633	22.981	58.565

12 SERUSI Giuseppe

START				
1		19.726	23.754	
2	21.384	15.942	23.322	1:00.648
3	20.282	15.828	24.226	1:00.336
4	20.584	16.304	22.726	59.614
5	19.910	15.593	22.591	58.094
6	19.943	15.555	22.485	57.983
7	19.869	15.488	22.495	57.852
8	19.729	16.134	24.668	1:00.531
9	19.910	15.669	22.360	57.939

X 30 CHALLENGE EUROPA 2016

X30 Mini

(Min) Qualifying Practice

Historique / Records

Tour Lap	Secteur 1 Sector 1	Secteur 2 Sector 2	Secteur 3 Sector 3	Temps Time
10	19.789	15.594	22.776	58.159
FINISH				
11	19.838	15.666	22.941	58.445

13 WEUG Maya

START				
1		16.689	24.366	
2	21.747	16.677	23.159	1:01.583
3	19.956	15.936	22.958	58.850
4	19.734	15.587	22.604	57.925
5	19.648	15.497	22.335	57.480
6	19.611	15.353	22.361	57.325
7	19.561	15.471	22.410	57.442
8	19.501	15.418	22.418	57.337
9	19.505	15.433	22.383	57.321
10	19.503	15.475	22.416	57.394
FINISH				
11	19.526	15.415	22.365	57.306

14 PONS Pietro Valdo

START				
1		18.885	25.502	
2	21.854	16.461	23.561	1:01.876
3	20.358	16.583	23.066	1:00.007
4	19.934	15.785	22.853	58.572
5	19.948	15.766	24.053	59.767
6	20.011	15.645	22.723	58.379
7	19.737	15.647	22.766	58.150
8	19.755	15.627	22.676	58.058
9	20.081	15.694	22.721	58.496
FINISH				
10	19.759	15.715	22.822	58.296

16 BIANCHI Tomasso

START				
1		19.470	26.009	
2	21.673	16.244	23.596	1:01.513

Tour Lap	Secteur 1 Sector 1	Secteur 2 Sector 2	Secteur 3 Sector 3	Temps Time
3	20.729	15.926	22.988	59.643
4	20.201	16.196	24.006	1:00.403
5	23.470	19.163	26.702	1:09.335
6	20.412	15.746	24.605	1:00.763
7	20.369	16.365	23.324	1:00.058
8	20.013	16.796	23.241	1:00.050
9	19.991	15.656	22.918	58.565
FINISH				
10	20.049	15.598	22.918	58.565

17 FAMULARO Alessandro

START				
1		17.835	24.373	
2	20.651	15.708	22.956	59.315
3	19.881	15.500	22.494	57.875
4	19.595	15.456	22.142	57.193
5	19.614	15.898	22.314	57.826
6	19.689	15.521	22.321	57.531
7	19.401	15.530	22.408	57.339
8	19.725	15.532	22.363	57.620
9	19.544	15.405	22.395	57.344
FINISH				
10	20.514	19.291	24.204	1:04.009

18 FOMULARO Anthony

START				
1		17.960	24.604	
2	20.813	15.811	23.031	59.655
3	19.950	15.574	22.707	58.231
4	19.847	15.432	22.460	57.739
5	19.831	15.639	23.498	58.968
6	19.721	15.498	22.579	57.798
7	19.662	15.430	22.412	57.504
8	19.610	15.348	22.502	57.460
9	19.738	15.503	22.428	57.669
FINISH				
10	19.685	15.594	22.565	57.844

X 30 CHALLENGE EUROPA 2016

X30 Mini

(Min) Qualifying Practice

Historique / Records

Tour	Secteur 1	Secteur 2	Secteur 3	Temps
Lap	Sector 1	Sector 2	Sector 3	Time

19 PANAEV Alexander


















START				
1		17.227	23.918	
2	20.855	16.029	23.465	1:00.349
3	20.181	15.731	24.283	1:00.195
4	19.800	15.618	22.738	58.156
5	19.955	15.806	23.161	58.922
6	19.778	15.574	22.559	57.911
7	20.111	15.473	22.494	58.078
8	19.809	15.875	22.702	58.386
9	19.656	15.461	22.848	57.965
FINISH				
10	19.706	15.436	22.725	57.867

20 CONSONNI Thomas

START				
1		18.006	24.008	
2	30.439	16.587	23.399	1:10.425
3	20.491	16.092	22.978	59.561
4	20.175	15.719	22.723	58.617
5	20.104	15.670	22.843	58.617
6	19.870	15.560	23.671	59.101
7	20.090	15.694	22.739	58.523
8	19.886	15.903	22.666	58.455
9	19.914	15.644	22.580	58.138
FINISH				
10	20.224	15.818	23.498	59.540

X30 Mini

Classement Intermédiaire / Provisional Intermediate Classification

Clt	N°	Pilote	Nat	Nat	M1	M2	M2	Points	Essais
Rnk	No.	Driver							Qualifying
1	17	FAMULARO Alessandro			0	0	0	0	1
2	13	WEUG Maya			2	2	2	6	2
3	5	LANTZIS Ioannis			3	4	3	10	3
4	3	RAUSENS Kilian			5	6	5	16	8
5	8	ANDREASSON Oscar			4	17	4	25	4
6	6	MATON Noah			6	5	15	26	9
7	4	ESSER Luis			14	7	6	27	11
8	16	BIANCHI Tomasso			8	15	7	30	17
9	9	PETTERSON Arthur			7	8	17	32	7
10	19	PANAEV Alexander			11	9	12	32	12
11	12	SERUSI Giuseppe			12	11	10	33	10
12	7	TIBERIO Giovanni			15	10	9	34	13
13	20	CONSONNI Thomas			9	18	8	35	15
14	18	FAMULARO Anthony			13	3	20	36	5
15	14	PONS Pietro Valdo			10	12	16	38	14
16	10	HAGMAN Caspian			16	13	11	40	18
17	11	HASSINEN Jasper			17	14	13	44	16
18	2	LECERTUA GARCIA Lorens			18	16	14	48	6

Le Chronométrage



Affiché à

Le Président du Collège

X30 Mini

(Min) Race 1

Classement / Classification

Cl	N°	Concurrent	Pilote	Nat	Nat	Tours	Ecart	M.Tour	Vitesse	Points
Rnk	No.	Entrant	Driver			Laps	Gap	B.Lap	Speed	
1	17	Evokart Srl	FAMULARO Alessandro			12		57.224	79,01	88
2	13	Morcia Giuseppe	WEUG Maya			12	+0.285	57.241	78,99	83
3	5	Lantzis Christoforos	LANTZIS Ioannis			12	+0.485	57.132	79,14	79
4	6	Bielande Stéphanie	MATON Noah			12	+6.364	57.674	78,39	76
5	18	Evokart Srl	FAMULARO Anthony			12	+6.641	57.606	78,49	74
6	2	DCK KARTING	LECERTUA GARCIA Lorens			12	+7.488	57.493	78,64	73
7	4	Esser Thomas	ESSER Luis			12	+8.736	57.807	78,21	72
8	8	PDB Racing Team	ANDREASSON Oscar			12	+8.810	57.527	78,59	71
9	3	DCK KARTING	RAUSENS Kilian			12	+10.030	57.861	78,14	70
10	14	Pons Lucas	PONS Pietro Valdo			12	+10.239	57.720	78,33	69
11	16	Evokart Srl	BIANCHI Tomasso			12	+10.351	57.887	78,11	68
12	19	Panaev Nicolay	PANAEV Alexander			12	+11.155	57.868	78,13	67
13	12	Serusi Raffaele	SERUSI Giuseppe			12	+11.413	57.839	78,17	66
14	20	Consonni Antonio	CONSONNI Thomas			12	+11.680	57.838	78,17	65
15	7	Tiberio Luigi	TIBERIO Giovanni			12	+14.643	58.018	77,93	64
16	10	PDB Racing Team	HAGMAN Caspian			12	+17.559	58.244	77,63	63
17	11	Hassinen Tuono	HASSINEN Jasper			12	+17.986	58.432	77,38	62

Meilleur tour / Best lap: 5 LANTZIS Ioannis - 57.132

Abandons / DNFs

9	Petterson Anders	PETTERSON Arthur	
---	------------------	------------------	---

Sous réserve du contrôle technique ou de fait sportif

Le Chronométrage



Affiché à

Le Président du Collège

X30 Mini

(Min) Race 1

Historique / Records

Tour	Secteur 1	Secteur 2	Secteur 3	Temps
Lap	Sector 1	Sector 2	Sector 3	Time

2 LECERTUA GARCIA Lorens

		16.469	23.841	
	20.600	16.657	54.911	
	START			
	31.552	54.265	1:11.814	
1	22.845	15.911	23.240	1:01.996
2	19.933	15.684	22.736	58.353
3	19.840	15.594	22.653	58.087
4	19.728	15.493	22.499	57.720
5	19.585	15.529	22.379	57.493
6	20.196	15.803	22.708	58.707
7	19.977	15.763	23.255	58.995
8	19.786	15.492	22.550	57.828
9	19.734	15.612	22.614	57.960
10	19.645	15.727	22.463	57.835
11	19.688	15.542	22.284	57.514
	FINISH			
12	19.600	15.528	22.423	57.551

Tour	Secteur 1	Secteur 2	Secteur 3	Temps
Lap	Sector 1	Sector 2	Sector 3	Time

4 ESSER Luis

		16.774	23.516	
	20.064	16.490	57.830	
	START			
	29.968	53.706	1:14.069	
1	21.715	15.849	22.826	1:00.390
2	19.863	15.599	22.815	58.277
3	19.795	15.685	22.618	58.098
4	19.724	15.746	23.412	58.882
5	19.860	15.611	22.586	58.057
6	19.909	15.716	23.008	58.633
7	19.974	16.083	23.451	59.508
8	19.736	15.666	22.694	58.096
9	19.716	15.687	23.054	58.457
10	19.688	15.545	22.598	57.831
11	19.738	15.468	22.601	57.807
	FINISH			
12	19.648	15.568	22.935	58.151

3 RAUSENS Kilian

		16.708	23.635	
	20.312	15.877	58.534	
	START			
	29.711	53.569	1:14.540	
1	22.078	15.915	22.815	1:00.808
2	20.154	15.684	22.595	58.433
3	20.033	15.603	22.609	58.245
4	19.697	15.584	22.892	58.173
5	19.757	15.731	22.529	58.017
6	20.193	16.087	22.764	59.044
7	19.982	16.168	23.619	59.769
8	19.842	15.477	22.546	57.865
9	19.722	15.710	22.581	58.013
10	19.664	15.527	22.670	57.861
11	19.667	15.511	23.792	58.970
	FINISH			
12	20.094	15.513	22.812	58.419

5 LANTZIS Ioannis

		16.659	23.596	
	20.020	15.940	59.239	
	START			
	29.554	53.601	1:14.663	
1	21.467	15.661	23.194	1:00.322
2	19.679	15.558	22.511	57.748
3	19.613	15.543	22.652	57.808
4	20.182	15.457	22.463	58.102
5	19.572	15.419	22.386	57.377
6	19.605	15.471	22.399	57.475
7	19.633	15.398	22.420	57.451
8	19.655	15.452	22.505	57.612
9	19.557	15.844	22.885	58.286
10	19.549	15.608	22.322	57.479
11	19.578	15.441	22.333	57.352
	FINISH			
12	19.454	15.409	22.269	57.132

X 30 CHALLENGE EUROPA 2016

X30 Mini

(Min) Race 1

Historique / Records

Tour	Secteur 1	Secteur 2	Secteur 3	Temps
Lap	Sector 1	Sector 2	Sector 3	Time

6 MATON Noah

		16.683	23.604	
	20.299	16.215	58.116	
	START			
	30.072	53.645	1:14.156	
1	22.045	15.925	23.053	1:01.023
2	20.052	15.646	22.512	58.210
3	20.141	15.665	22.592	58.398
4	19.954	15.621	22.585	58.160
5	19.849	15.734	22.489	58.072
6	19.912	15.794	22.902	58.608
7	19.912	15.875	22.642	58.429
8	19.666	15.555	22.607	57.828
9	19.662	15.567	22.583	57.812
10	19.666	15.527	22.627	57.820
11	19.655	15.564	22.455	57.674
	FINISH			
12	19.648	15.615	22.479	57.742

7 TIBERIO Giovanni

		16.672	23.952	
	20.423	16.206	56.812	
	START			
	30.865	53.834	1:13.149	
1	23.546	16.154	24.033	1:03.733
2	20.186	16.053	22.867	59.106
3	19.794	15.751	22.842	58.387
4	20.265	16.156	22.784	59.205
5	19.826	15.896	22.743	58.465
6	19.840	15.650	22.639	58.129
7	19.835	15.642	22.541	58.018
8	19.894	15.649	22.701	58.244
9	19.829	15.813	22.787	58.429
10	20.057	15.843	22.673	58.573
11	20.094	15.705	22.750	58.549
	FINISH			
12	19.899	15.892	22.810	58.601

Tour	Secteur 1	Secteur 2	Secteur 3	Temps
Lap	Sector 1	Sector 2	Sector 3	Time

8 ANDREASSON Oscar

		16.699	23.422	
	20.131	15.913	59.095	
	START			
	29.814	53.601	1:14.404	
1	21.526	15.785	22.966	1:00.277
2	19.805	15.748	22.719	58.272
3	19.756	15.602	22.537	57.895
4	20.316	15.645	23.017	58.978
5	19.786	15.737	22.615	58.138
6	20.498	16.005	22.727	59.230
7	20.202	16.016	24.109	1:00.327
8	19.952	15.581	22.426	57.959
9	19.615	15.557	22.649	57.821
10	19.815	15.651	22.475	57.941
11	19.648	15.495	22.384	57.527
	FINISH			
12	19.587	15.530	22.869	57.986

10 HAGMAN Caspian

		16.407	23.838	
	20.577	16.604	55.015	
	START			
	31.296	54.176	1:12.166	
1	24.239	16.004	23.699	1:03.942
2	20.241	16.079	22.958	59.278
3	20.052	15.785	22.798	58.635
4	20.806	15.825	23.153	59.784
5	20.013	15.775	22.747	58.535
6	19.933	15.704	23.190	58.827
7	20.055	15.704	22.788	58.547
8	20.098	15.716	22.762	58.576
9	19.858	15.667	22.719	58.244
10	20.010	15.750	22.733	58.493
11	20.095	15.677	22.946	58.718
	FINISH			
12	20.076	15.815	22.753	58.644

X 30 CHALLENGE EUROPA 2016

X30 Mini

(Min) Race 1

Historique / Records

Tour	Secteur 1	Secteur 2	Secteur 3	Temps
Lap	Sector 1	Sector 2	Sector 3	Time

11 HASSINEN Jasper

		16.901	23.544	
	20.455	16.507	53.912	
	START			
	31.210	54.654	1:12.069	
1	23.640	16.346	24.136	1:04.122
2	20.642	15.838	22.873	59.353
3	20.086	15.731	22.863	58.680
4	19.944	16.255	23.566	59.765
5	19.818	15.941	22.757	58.516
6	19.968	15.800	22.856	58.624
7	20.111	15.800	22.726	58.637
8	19.986	15.872	22.695	58.553
9	19.844	15.831	22.902	58.577
10	19.986	15.725	22.721	58.432
11	19.827	15.732	22.941	58.500
	FINISH			
12	20.206	15.838	22.757	58.801

12 SERUSI Giuseppe

		16.660	23.896	
	20.555	16.328	55.969	
	START			
	30.434	54.399	1:12.960	
1	22.579	16.036	23.032	1:01.647
2	20.175	15.766	22.808	58.749
3	19.910	15.737	23.312	58.959
4	19.973	15.598	22.626	58.197
5	19.808	15.623	22.525	57.956
6	19.855	15.677	22.548	58.080
7	19.990	15.719	24.236	59.945
8	19.811	15.924	22.628	58.363
9	19.716	15.577	22.546	57.839
10	19.809	15.660	22.525	57.994
11	19.681	15.669	23.481	58.831
	FINISH			
12	19.794	15.676	22.582	58.052

Tour	Secteur 1	Secteur 2	Secteur 3	Temps
Lap	Sector 1	Sector 2	Sector 3	Time

13 WEUG Maya

		16.865	23.636	
	19.967	15.915	59.522	
	START			
	29.513	53.425	1:14.843	
1	21.152	15.751	23.248	1:00.151
2	19.816	15.580	22.757	58.153
3	19.655	15.673	22.524	57.852
4	19.793	15.457	22.410	57.660
5	19.526	15.426	22.556	57.508
6	19.550	15.388	22.491	57.429
7	19.513	15.433	22.361	57.307
8	19.692	15.408	22.709	57.809
9	19.573	15.810	22.629	58.012
10	19.568	15.706	22.338	57.612
11	19.489	15.369	22.383	57.241
	FINISH			
12	19.509	15.415	22.350	57.274

14 PONS Pietro Valdo

		16.702	23.760	
	20.397	16.346	55.493	
	START			
	31.028	54.554	1:12.331	
1	23.325	16.120	23.380	1:02.825
2	19.935	15.740	22.765	58.440
3	19.857	15.585	22.786	58.228
4	19.868	15.621	22.598	58.087
5	19.734	15.542	22.741	58.017
6	19.854	15.461	22.569	57.884
7	19.869	15.624	23.780	59.273
8	19.765	15.540	22.415	57.720
9	19.759	15.522	22.628	57.909
10	19.691	15.788	22.696	58.175
11	19.730	15.486	22.670	57.886
	FINISH			
12	19.854	15.485	23.183	58.522

X 30 CHALLENGE EUROPA 2016

X30 Mini

(Min) Race 1

Historique / Records

Tour	Secteur 1	Secteur 2	Secteur 3	Temps
Lap	Sector 1	Sector 2	Sector 3	Time

16 BIANCHI Tomasso

		16.785	24.022	
	20.336	16.293	56.625	
	START			
	30.383	53.640	1:13.871	
1	22.169	15.971	23.162	1:01.302
2	20.022	15.752	22.744	58.518
3	19.815	15.557	22.579	57.951
4	19.826	15.640	22.729	58.195
5	19.738	15.595	22.793	58.126
6	20.208	15.721	22.679	58.608
7	20.524	15.809	23.308	59.641
8	19.815	15.588	22.484	57.887
9	19.780	15.583	22.836	58.199
10	19.818	15.854	22.775	58.447
11	19.625	15.520	23.067	58.212
	FINISH			
12	19.958	15.680	22.808	58.446

17 FAMULARO Alessandro

		16.738	23.142	
	20.020	16.074	59.622	
	START			
	29.358	53.451	1:14.995	
1	21.369	15.635	22.948	59.952
2	19.848	15.559	22.612	58.019
3	19.725	15.695	22.635	58.055
4	19.674	15.523	22.431	57.628
5	19.538	15.453	22.398	57.389
6	19.474	15.490	22.526	57.490
7	19.511	15.470	22.502	57.483
8	19.864	15.374	22.935	58.173
9	19.544	15.714	22.544	57.802
10	19.593	15.387	22.329	57.309
11	19.464	15.432	22.337	57.233
	FINISH			
12	19.432	15.403	22.389	57.224

Tour	Secteur 1	Secteur 2	Secteur 3	Temps
Lap	Sector 1	Sector 2	Sector 3	Time

18 FOMULARO Anthony

		16.343	23.605	
	20.095	15.810	56.894	
	START			
	31.143	53.796	1:12.738	
1	22.723	16.070	23.212	1:02.005
2	20.016	15.695	22.631	58.342
3	19.773	15.617	22.766	58.156
4	19.755	15.521	22.441	57.717
5	19.679	15.475	22.452	57.606
6	19.845	15.871	22.627	58.343
7	19.950	15.901	23.108	58.959
8	19.574	15.532	22.521	57.627
9	19.646	15.485	22.489	57.620
10	19.707	15.575	22.522	57.804
11	19.662	15.462	22.482	57.606
	FINISH			
12	19.606	15.541	22.529	57.676

19 PANAEV Alexander

		16.714	23.610	
	20.213	16.233	57.243	
	START			
	30.668	53.792	1:13.595	
1	22.739	16.258	23.941	1:02.938
2	20.460	15.810	22.946	59.216
3	19.924	15.650	22.764	58.338
4	19.795	15.639	22.714	58.148
5	19.904	15.602	22.900	58.406
6	19.788	15.646	22.766	58.200
7	19.938	15.645	22.664	58.247
8	19.708	15.947	22.834	58.489
9	19.648	15.537	22.683	57.868
10	19.672	15.510	22.801	57.983
11	19.621	15.528	23.123	58.272
	FINISH			
12	19.777	15.571	22.625	57.973

X 30 CHALLENGE EUROPA 2016

X30 Mini

(Min) Race 1

Historique / Records

Tour	Secteur 1	Secteur 2	Secteur 3	Temps
Lap	Sector 1	Sector 2	Sector 3	Time

20 CONSONNI Thomas

		16.474	23.913	
	20.622	16.374	55.825	
	START			
	30.779	54.434	1:12.607	
1	23.866	16.162	24.031	1:04.059
2	20.168	16.098	22.894	59.160
3	19.828	15.685	22.784	58.297
4	19.893	16.249	22.805	58.947
5	19.845	15.912	22.666	58.423
6	19.824	15.533	22.771	58.128
7	19.726	15.621	22.632	57.979
8	19.730	15.599	22.610	57.939
9	19.709	15.685	22.680	58.074
10	19.674	15.536	22.628	57.838
11	19.630	15.587	22.659	57.876
	FINISH			
12	19.875	15.525	22.535	57.935

X30 Mini

(Min) Race 1

Tour par tour / Lap by lap

Grille / Grid	17	13	5	3	8	6	4	16	9	19	12	7	20	18	14	10	11	2
----------------------	----	----	---	---	---	---	---	----	---	----	----	---	----	----	----	----	----	---

	1.	2.	3.	4.	5.	6.	7.	8.	9.	10.	11.	12.	13.	14.	15.	16.	17.	18.
Départ / Start	17	13	5	3	8	4	6	12	16	20	19	18	7	14	10	11	2	
Tour / Lap 1	17	13	5	8	4	3	6	16	12	18	2	19	14	7	20	10	11	
Tour / Lap 2	17	5	13	8	4	3	6	16	12	18	2	14	19	7	20	10	11	
Tour / Lap 3	5	17	13	8	4	3	6	16	18	2	12	14	19	7	20	10	11	
Tour / Lap 4	17	13	5	8	3	4	6	16	18	2	12	14	19	20	7	10	11	
Tour / Lap 5	17	13	5	8	3	4	6	16	18	2	12	14	19	20	7	10	11	
Tour / Lap 6	17	13	5	4	6	3	8	18	16	2	12	14	19	20	7	10	11	
Tour / Lap 7	17	13	5	6	18	4	2	3	16	8	14	12	19	20	7	10	11	
Tour / Lap 8	13	5	17	6	18	4	2	3	16	8	14	12	19	20	7	10	11	
Tour / Lap 9	13	17	5	6	18	2	3	4	16	8	14	12	19	20	7	10	11	
Tour / Lap 10	17	13	5	6	18	2	3	4	8	16	14	12	19	20	7	10	11	
Tour / Lap 11	17	13	5	6	18	2	4	8	3	14	16	19	12	20	7	10	11	
Tour / Lap 12	17	13	5	6	18	2	4	8	3	14	16	19	12	20	7	10	11	

X30 Mini

(Min) Final

Classement / Classification

Cl	N°	Concurrent	Pilote	Nat	Nat	Tours	Ecart	M. Tour	Vitesse	Pénalité
Rnk	No.	Entrant	Driver			Laps	Gap	B. Lap	Speed	Penalty
1	17	Evokart Srl	FAMULARO Alessandro			12		57.606	78,49	
2	5	Lantzis Christoforos	LANTZIS Ioannis			12	+4.585	57.450	78,70	
3	18	Evokart Srl	FAMULARO Anthony			12	+5.190	57.747	78,30	
4	13	Morcia Giuseppe	WEUG Maya			12	+5.274	57.332	78,86	
5	2	DCK KARTING	LECERTUA GARCIA Lorens			12	+5.724	57.387	78,79	
6	4	Esser Thomas	ESSER Luis			12	+6.030	57.828	78,19	
7	3	DCK KARTING	RAUSENS Kilian			12	+9.603	57.754	78,29	
8	16	Evokart Srl	BIANCHI Tomasso			12	+10.540	57.738	78,31	
9	14	Pons Lucas	PONS Pietro Valdo			12	+10.685	57.924	78,06	
10	19	Panaev Nicolay	PANAEV Alexander			12	+10.872	57.960	78,01	
11	12	Serusi Raffaele	SERUSI Giuseppe			12	+11.245	58.028	77,92	
12	6	Bielande Stéphanie	MATON Noah			12	+16.209	57.523	78,60	
13	7	Tiberio Luigi	TIBERIO Giovanni			12	+17.998	58.468	77,33	
14	10	PDB Racing Team	HAGMAN Caspian			12	+18.608	58.868	76,80	
15	8	PDB Racing Team	ANDREASSON Oscar			12	+19.534	57.882	78,11	+10.000
16	20	Consonni Antonio	CONSONNI Thomas			12	+21.082	57.947	78,02	+10.000
17	11	Hassinen Tuono	HASSINEN Jasper			12	+30.358	58.802	76,89	

Meilleur tour / Best lap: 13 WEUG Maya - 57.332

N° 8 Pénalité 10 secondes / Time penalty of 10s : Carénage avant mal installé / Incorrectly installed front fairing

N° 20 Pénalité 10 secondes / Time penalty of 10s : Sortie totale du couloir / Total exit of the corridor

Sous réserve du contrôle technique ou de fait sportif

Le Chronométrage



Affiché à

Le Président du Collège

X30 Mini (Min) Final

Historique / Records

Tour	Secteur 1	Secteur 2	Secteur 3	Temps
Lap	Sector 1	Sector 2	Sector 3	Time
2 LECERTUA GARCIA Lorens				
		16.282	24.150	
START				
	20.539	23.163	49.107	
1	21.498	15.949	23.091	1:00.538
2	20.245	15.792	23.088	59.125
3	19.694	15.464	22.484	57.642
4	19.699	15.546	22.507	57.752
5	19.701	15.507	22.490	57.698
6	19.601	15.491	22.295	57.387
7	20.136	15.821	22.690	58.647
8	19.844	15.609	22.710	58.163
9	19.737	15.949	22.605	58.291
10	19.716	15.907	23.564	59.187
11	20.066			59.709
FINISH				
12	20.367			58.464

3 RAUSENS Kilian				
		17.001	24.174	
START				
	20.363	23.408	47.984	
1	22.205	15.919	26.668	1:04.792
2	20.308	15.844	22.724	58.876
3	19.828	15.785	22.829	58.442
4	19.606	15.529	23.357	58.492
5	20.026	15.529	22.528	58.083
6	19.950	15.496	22.631	58.077
7	19.959	15.799	23.136	58.894
8	20.291	15.922	22.620	58.833
9	19.764	15.525	22.465	57.754
10	19.741			57.844
11	19.672			58.039
FINISH				
12	19.810			58.241

4 ESSER Luis				
		16.784	24.135	

START				
	20.512	22.986	48.546	
1	21.921	16.020	23.466	1:01.407
2	19.911	15.898	23.150	58.959
3	19.942	15.636	22.967	58.545
4	19.723	15.675	22.715	58.113
5	19.743	15.666	22.557	57.966
6	19.757	15.633	22.651	58.041
7	19.678	15.775	22.623	58.076
8	19.742	15.700	22.676	58.118
9	19.756	15.830	22.902	58.488
10	19.723	15.566	22.539	57.828
11	19.874			59.179
FINISH				
12	19.878			58.225

5 LANTZIS Ioannis				
		16.236	23.341	
START				
	21.448	23.704	49.578	
1	20.814	16.285	22.926	1:00.025
2	20.231	16.218	22.974	59.423
3	19.817	15.447	22.694	57.958
4	19.646	15.403	22.406	57.455
5	19.533	15.483	22.434	57.450
6	19.498	15.533	22.546	57.577
7	20.606	15.667	23.076	59.349
8	20.267	15.474	22.820	58.561
9	19.556	16.146	22.321	58.023
10	19.584	15.751	23.375	58.710
11	19.709			59.263
FINISH				
12	19.655			57.952

6 MATON Noah				
		16.922	23.507	
START				
	20.476	23.547	49.422	
1	21.472	15.939	23.093	1:00.504

X 30 CHALLENGE EUROPA 2016

X30 Mini

(Min) Final

Historique / Records

Tour Lap	Secteur 1 Sector 1	Secteur 2 Sector 2	Secteur 3 Sector 3	Temps Time
2	20.205	15.900	23.501	59.606
3	19.716	15.603	22.499	57.818
4	19.734	15.541	22.543	57.818
5	19.584	15.520	22.422	57.526
6	19.569	15.522	22.432	57.523
7	19.973	15.892	22.592	58.457
8	20.237	15.614	22.685	58.536
9	19.664	16.377	23.754	59.795
10	19.634	15.675	22.610	57.919
11	19.857			1:07.392
FINISH				
12	21.547			1:00.315

7 TIBERIO Giovanni

	17.041	23.867		
START				
	20.658	24.429	45.562	
1	21.911	16.001	25.170	1:03.082
2	20.133	15.966	22.800	58.899
3	20.075	15.686	22.707	58.468
4	19.796	15.687	28.666	1:04.149
5	20.191	15.831	23.129	59.151
6	19.937	15.830	22.912	58.679
7	19.986	15.835	22.822	58.643
8	20.022	15.813	22.821	58.656
9	20.343	15.763	22.738	58.844
10	20.027			58.549
11	19.994			58.508
FINISH				
12	19.936			58.495

8 ANDREASSON Oscar

	16.403	24.245		
START				
	20.560	23.588	48.478	
1	22.011	15.925	26.047	1:03.983
2	20.135	16.230	22.761	59.126
3	19.830	15.838	22.518	58.186
4	19.775	15.544	23.516	58.835

Tour Lap	Secteur 1 Sector 1	Secteur 2 Sector 2	Secteur 3 Sector 3	Temps Time
5	19.715	15.461	22.706	57.882
6	19.937	15.668	22.627	58.232
7	19.915	16.035	23.066	59.016
8	19.787	15.665	22.604	58.056
9	19.853	15.639	22.562	58.054
10	19.691			57.985
11	19.709			58.497
FINISH				
12	19.898			58.364

10 HAGMAN Caspian

	17.373	23.800		
START				
	20.925	23.270	45.934	
1	22.938	16.135	24.746	1:03.819
2	20.464	15.839	23.395	59.698
3	20.288	15.763	23.005	59.056
4	20.250	15.658	23.196	59.104
5	20.052	15.873	22.943	58.868
6	20.236	15.738	22.958	58.932
7	20.145	15.899	22.977	59.021
8	19.983	16.152	22.975	59.110
9	20.312	15.884	22.720	58.916
10	20.131			59.021
11	20.252			59.133
FINISH				
12	20.132			59.546

11 HASSINEN Jasper

	17.348	23.942		
START				
	20.601	23.422	45.130	
1	22.837	16.089	24.850	1:03.776
2	20.339	15.857	24.013	1:00.209
3	20.227	16.119	22.995	59.341
4	20.095	26.293	23.386	1:09.774
5	20.221	16.096	23.265	59.582
6	20.130	15.836	22.951	58.917
7	20.321	15.809	23.248	59.378

X 30 CHALLENGE EUROPA 2016

X30 Mini

(Min) Final

Historique / Records

Tour	Secteur 1	Secteur 2	Secteur 3	Temps
Lap	Sector 1	Sector 2	Sector 3	Time
8	20.101	15.842	23.043	58.986
9	20.140	16.193	22.921	59.254
10	20.011			58.802
11	20.037			59.169
FINISH				
12	20.160	15.972	22.884	59.016

12 SERUSI Giuseppe

	16.779	23.977		
START				
	20.828	23.626	46.205	
1	22.917	15.977	25.022	1:03.916
2	20.234	16.078	22.846	59.158
3	19.913	15.911	23.124	58.948
4	19.923	15.650	22.912	58.485
5	20.101	15.615	22.548	58.264
6	19.886	15.636	22.582	58.104
7	19.796	15.979	23.056	58.831
8	20.646	15.876	22.946	59.468
9	19.997	15.577	22.657	58.231
10	19.884			58.187
11	19.677			58.028
FINISH				
12	19.625			58.036

13 WEUG Maya

	16.372	23.370		
START				
	20.937	23.536	49.812	
1	21.397	15.998	23.068	1:00.463
2	19.996	15.929	22.929	58.854
3	19.723	15.504	22.910	58.137
4	19.655	15.509	22.540	57.704
5	19.439	15.435	22.458	57.332
6	19.478	15.558	22.403	57.439
7	20.328	15.639	23.383	59.350
8	19.965	15.483	22.935	58.383
9	19.525	16.622	23.131	59.278
10	19.679	15.554	22.641	57.874

Tour	Secteur 1	Secteur 2	Secteur 3	Temps
Lap	Sector 1	Sector 2	Sector 3	Time
11	19.591			59.426
FINISH				
12	20.348			58.174

14 PONS Pietro Valdo

		16.520	24.246	
START				
	20.364	23.565	47.918	
1	23.020	16.037	23.501	1:02.558
2	20.240	15.752	23.326	59.318
3	20.147	15.647	22.837	58.631
4	19.793	15.686	23.330	58.809
5	19.770	15.625	22.880	58.275
6	19.936	15.594	22.703	58.233
7	19.880	16.040	23.352	59.272
8	20.648	16.115	22.772	59.535
9	19.866	15.554	22.704	58.124
10	19.758			57.924
11	19.665			58.059
FINISH				
12	19.849			58.290

16 BIANCHI Tomasso

		16.706	24.161	
START				
	20.567	23.226	46.878	
1	21.530	15.957	23.120	1:00.607
2	20.304	15.836	23.213	59.353
3	19.944	15.641	22.687	58.272
4	19.723	15.626	22.783	58.132
5	19.864	15.685	22.645	58.194
6	19.729	15.522	22.490	57.741
7	19.713	15.514	22.711	57.938
8	19.707	15.454	22.577	57.738
9	19.601	15.970	23.369	58.940
10	19.629	15.463	22.805	57.897
11	20.058			1:02.451
FINISH				
12	21.272			59.918

X 30 CHALLENGE EUROPA 2016

X30 Mini

(Min) Final

Historique / Records

Tour	Secteur 1	Secteur 2	Secteur 3	Temps
Lap	Sector 1	Sector 2	Sector 3	Time

17 FAMULARO Alessandro

		16.250	23.405			
START						
		21.228	23.569	50.042		
1	21.080	15.957	23.165	1:00.202		
2	20.188	15.686	22.644	58.518		
3	19.682	15.620	22.665	57.967		
4	19.746	15.593	22.533	57.872		
5	19.620	15.461	22.544	57.625		
6	19.592	16.035	22.385	58.012		
7	20.315	15.517	22.641	58.473		
8	19.586	15.582	22.473	57.641		
9	19.623	15.547	22.478	57.648		
10	19.545	15.549	22.512	57.606		
11	19.639			57.735		
FINISH						
12	19.642			57.926		

18 FOMULARO Anthony

		16.615	23.289			
START						
		21.422	23.293	49.009		
1	21.053	16.167	23.069	1:00.289		
2	20.268	15.871	23.800	59.939		
3	19.808	15.598	22.730	58.136		
4	19.847	15.645	22.610	58.102		
5	19.739	15.582	22.660	57.981		
6	19.768	15.541	22.676	57.985		
7	19.781	15.513	22.669	57.963		
8	19.691	15.530	22.526	57.747		
9	19.641	16.051	23.679	59.371		
10	19.650	15.512	22.610	57.772		
11	19.792			58.801		
FINISH						
12	19.975			58.146		

19 PANAEV Alexander

		16.445	24.472		
--	--	--------	--------	--	--

Tour	Secteur 1	Secteur 2	Secteur 3	Temps
Lap	Sector 1	Sector 2	Sector 3	Time

START						
		20.244	24.228	47.209		
1	22.352	15.846	23.785	1:01.983		
2	20.105	15.852	22.935	58.892		
3	19.931	15.783	23.227	58.941		
4	20.127	15.706	23.083	58.916		
5	19.963	15.635	22.939	58.537		
6	19.836	15.674	22.742	58.252		
7	19.931	16.011	23.169	59.111		
8	20.660	16.150	22.712	59.522		
9	20.333	15.628	22.733	58.694		
10	19.814			57.960		
11	19.621			57.961		
FINISH						
12	19.824			58.285		

20 CONSONNI Thomas

		17.205	23.806			
START						
		20.399	23.511	46.690		
1	22.780	15.996	24.066	1:02.842		
2	20.151	16.115	22.789	59.055		
3	19.920	16.099	22.817	58.836		
4	19.643	15.604	23.429	58.676		
5	19.980	15.489	22.603	58.072		
6	19.733	15.617	22.597	57.947		
7	20.017	16.212	23.096	59.325		
8	20.646	15.897	22.960	59.503		
9	19.915	15.650	22.660	58.225		
10	19.834			58.024		
11	19.738			57.948		
FINISH						
12	19.709			58.265		

X30 Mini (Min) Final

Tour par tour / Lap by lap

Grille / Grid	17	13	5	6	18	2	4	8	3	14	16	19	12	20	7	10	11	0
----------------------	----	----	---	---	----	---	---	---	---	----	----	----	----	----	---	----	----	---

	1.	2.	3.	4.	5.	6.	7.	8.	9.	10.	11.	12.	13.	14.	15.	16.	17.	18.
Départ / Start	17	5	13	18	6	4	2	3	8	16	12	14	19	7	11	20	10	
Tour / Lap 1	5	17	18	13	6	2	16	4	19	14	7	20	8	12	11	3	10	
Tour / Lap 2	17	13	5	2	6	18	16	4	19	14	7	20	8	12	3	10	11	
Tour / Lap 3	17	5	13	2	6	18	16	4	19	14	7	8	20	3	12	10	11	
Tour / Lap 4	17	5	13	2	6	18	16	4	19	14	8	20	3	12	10	7	11	
Tour / Lap 5	17	5	13	2	6	18	16	4	19	14	8	20	3	12	10	7	11	
Tour / Lap 6	5	13	17	2	6	18	16	4	19	14	8	20	3	12	10	7	11	
Tour / Lap 7	17	2	5	13	6	18	16	4	19	8	14	3	20	12	10	7	11	
Tour / Lap 8	17	2	13	5	6	18	16	4	8	3	19	14	20	12	10	7	11	
Tour / Lap 9	17	2	5	13	16	18	6	4	8	3	14	19	20	12	10	7	11	
Tour / Lap 10	17	5	2	13	16	18	6	4	8	3	14	19	20	12	10	7	11	
Tour / Lap 11	17	5	18	13	2	4	16	8	3	14	19	20	12	6	10	7	11	
Tour / Lap 12	17	5	18	13	2	4	8	3	16	14	19	20	12	6	7	10	11	