

## X30 Junior

### (Jun) Qualifying Practice Group 1

#### Classement de la Séance / Session classification

Cl	N°	Pilote	Nat	Nat	Meilleur S1	Meilleur S2	Meilleur S3	Temps idéal	Temps	Ecart	Tour	Vitesse
Rnk	No.	Driver			Best S1	Best S2	Best S3	Ideal Time	Time	Gap	Lap	Speed
1	1	MALUKAS David	USA		17.553	13.545	19.796	50.894	50.913		11	88,81
2	5	PELTOLA Ossi	FIN		17.524	13.583	19.848	50.955	50.975	+0.062	9	88,70
3	31	SANSON Julien	FRA		17.568	13.586	19.852	51.006	51.027	+0.114	11	88,61
4	2	BRADSHAW Callum	GBR		17.622	13.556	19.824	51.002	51.084	+0.171	8	88,51
5	21	GOLDSTEIN Elie	BEL		17.623	13.574	19.897	51.094	51.094	+0.181	10	88,49
6	56	YU Royce	CHN		17.532	13.601	19.876	51.009	51.132	+0.219	12	88,42
7	42	PETELET Milan	FRA		17.585	13.620	19.807	51.012	51.141	+0.228	10	88,41
8	82	MC DONNELL Sam	IRL		17.606	13.620	19.927	51.153	51.153	+0.240	11	88,39
9	81	LAHOZ LOPEZ Alejandro	SPA		17.603	13.618	19.890	51.111	51.162	+0.249	9	88,37
10	19	ALATALO William	FIN		17.651	13.645	19.797	51.093	51.192	+0.279	11	88,32
11	34	CHAPPARD Franck	FRA		17.628	13.615	19.886	51.129	51.195	+0.282	8	88,32
12	29	JENOUVRIER Alexandre	FRA		17.620	13.619	19.908	51.147	51.215	+0.302	12	88,28
13	10	LINTUKANTO Leevi	FIN		17.694	13.654	19.839	51.187	51.230	+0.317	11	88,26
14	30	MOYA Rubén	SPA		17.698	13.631	19.831	51.160	51.239	+0.326	12	88,24
15	24	MIALANE Thomas	FRA		17.560	13.670	19.941	51.171	51.243	+0.330	8	88,23
16	48	VAN PELT Rens	BEL		17.644	13.626	19.886	51.156	51.249	+0.336	8	88,22
17	55	TUUR Stalmans	BEL		17.646	13.648	19.917	51.211	51.291	+0.378	9	88,15
18	45	DIAS Xavier	FRA		17.680	13.624	19.930	51.234	51.317	+0.404	6	88,11
19	46	BOUCHABKE Rubens	LIB		17.651	13.772	19.956	51.379	51.380	+0.467	9	88,00
20	66	POTTY Antoine	BEL		17.720	13.671	20.019	51.410	51.419	+0.506	9	87,93
21	12	MOCCIA Savio	SUI		17.718	13.744	19.930	51.392	51.459	+0.546	12	87,86
22	6	SPRINGOB Jan Philipp	GER		17.721	13.693	20.033	51.447	51.510	+0.597	11	87,78
23	90	LEHMANN Enzo	FRA		17.715	13.689	20.041	51.445	51.523	+0.610	9	87,75
24	50	CONNOLLY Kyle	GBR		17.783	13.735	20.012	51.530	51.560	+0.647	7	87,69
25	32	D'ARCY Alexander	GRE		17.746	13.745	20.020	51.511	51.596	+0.683	10	87,63
26	38	FONTANELLA Enzo	BRA		17.784	13.749	20.038	51.571	51.623	+0.710	9	87,58
27	3	CLAUDE Léonie	FRA		17.809	13.705	20.088	51.602	51.666	+0.753	12	87,51
28	61	WIGGER Elias	SUI		17.817	13.763	20.083	51.663	51.744	+0.831	7	87,38
29	17	WURSTER Nico	GER		17.811	13.883	20.059	51.753	51.753	+0.840	11	87,36
30	70	JEPPSSON Alexander	SWE		17.991	13.846	20.156	51.993	52.110	+1.197	11	86,77
31	14	TAUSCHER Alexander	GER		18.116	14.081	20.501	52.698	53.055	+2.142	3	85,22
32	52	COLOMES Alexandre	FRA		18.494	14.238	20.488	53.220	53.346	+2.433	4	84,75

#### Déclassé de la manche / Excluded

54	MASALA Mario	ITA		17.848	14.000	20.172	52.020
----	--------------	-----	--	--------	--------	--------	--------

N° 54 Exclusion des essais qualificatifs / Exclusion from the qualifying tries (Rapport n° 3)  
Poids non-conforme / Non-corresponding weight (144,8 pour 145 kg poids de la catégorie)

Sous réserve du contrôle technique ou de fait sportif

Le Chronométrage

Affiché à

Le Président du Collège

## X30 Junior

### (Jun) Qualifying Practice Group 1

#### Historique / Records

Tour	Secteur 1	Secteur 2	Secteur 3	Temps
Lap	Sector 1	Sector 2	Sector 3	Time

#### 1 MALUKAS David

START				
1		15.891	22.150	
2	19.461	14.425	20.924	54.810
3	18.481	14.002	20.100	52.583
4	17.818	13.743	20.044	51.605
5	17.951	13.885	20.013	51.849
6	18.707	13.898	19.950	52.555
7	17.632	13.637	19.969	51.238
8	17.575	13.593	19.832	51.000
9	17.553	13.636	19.796	50.985
10	17.608	17.420	22.961	57.989
11	17.570	13.545	19.798	50.913
FINISH				
12	17.600	13.584	19.803	50.987

#### 2 BRADSHAW Callum

START				
1		15.038	21.045	
2	18.433	14.198	20.236	52.867
3	18.016	13.833	20.261	52.110
4	18.059	13.688	20.056	51.803
5	17.749	13.671	19.900	51.320
6	17.800	13.634	20.512	51.946
7	17.772	13.633	19.875	51.280
8	17.628	13.632	19.824	51.084
9	17.732	13.556	20.637	51.925
10	17.737	13.709	19.991	51.437
FINISH				
11	17.622	13.640	19.887	51.149

#### 3 CLAUDE Léonie

START				
1		15.361	22.412	
2	19.194	14.125	20.848	54.167
3	18.261	13.888	20.382	52.531
4	18.118	13.967	20.272	52.357
5	18.052	13.845	20.207	52.104

Tour	Secteur 1	Secteur 2	Secteur 3	Temps
Lap	Sector 1	Sector 2	Sector 3	Time

6	18.017	14.140	20.253	52.410
7	17.916	13.882	20.286	52.084
8	17.893	13.846	20.121	51.860
9	17.852	13.705	20.145	51.702
10	17.918	13.992	20.399	52.309
11	17.922	13.760	20.088	51.770
FINISH				
12	17.809	13.723	20.134	51.666

#### 5 PELTOLA Ossi

START				
1		15.374	21.900	
2	19.544	17.137	21.210	57.891
3	18.210	13.979	20.207	52.396
4	17.834	13.764	20.025	51.623
5	17.815	13.997	20.180	51.992
6	17.965	16.587	23.135	57.687
7	17.769	13.755	19.894	51.418
8	17.616	13.590	19.848	51.054
9	17.524	13.583	19.868	50.975
10	17.877	13.708	19.910	51.495
11	17.695	13.764	23.504	54.963
FINISH				
12	18.194	13.865	20.362	52.421

#### 6 SPRINGOB Jan Philipp

START				
1		15.440	21.879	
2	18.950	14.394	20.701	54.045
3	18.352	14.025	20.471	52.848
4	18.004	14.075	20.364	52.443
5	17.967			52.043
6	17.922	13.833	20.168	51.923
7	17.856	13.724	20.086	51.666
8	17.755	13.718	20.186	51.659
9	17.795	13.717	20.136	51.648
10	17.721	13.789	20.033	51.543
FINISH				
11	17.756	13.693	20.061	51.510

X 30 CHALLENGE EUROPA 2016

X30 Junior

(Jun) Qualifying Practice Group 1

Historique / Records

Tour	Secteur 1	Secteur 2	Secteur 3	Temps
Lap	Sector 1	Sector 2	Sector 3	Time

**10 LINTUKANTO Leevi**

START				
1		15.238	21.200	
2	18.586	14.753	20.509	53.848
3	18.134	13.851	20.202	52.187
4	18.079	13.886	20.034	51.999
5	17.892	13.712	19.932	51.536
6	17.828	13.760	19.869	51.457
7	17.867	13.876	20.773	52.516
8	17.794	13.660	19.860	51.314
9	17.701	13.654	19.922	51.277
10	17.754	13.689	19.852	51.295
FINISH				
11	17.694	13.697	19.839	51.230

**12 MOCCIA Savio**

START				
1		16.166	21.663	
2	18.846	14.306	20.767	53.919
3	18.276	14.126	20.522	52.924
4	18.004	13.877	20.162	52.043
5	17.837	13.744	20.089	51.670
6	17.827	13.825	19.958	51.610
7	17.766	13.804	19.930	51.500
8	17.806	13.814	20.011	51.631
9	17.881	14.839	20.389	53.109
10	17.791	13.787	20.023	51.601
11	17.790	13.875	20.063	51.728
FINISH				
12	17.718	13.773	19.968	51.459

**14 TAUSCHER Alexander**

START				
1		16.281	22.974	
2	19.585	15.290	23.247	58.122
3	18.473	14.081	20.501	53.055
4	18.116	16.943	26.938	1:01.997

Tour	Secteur 1	Secteur 2	Secteur 3	Temps
Lap	Sector 1	Sector 2	Sector 3	Time

FINISH

**17 WURSTER Nico**

START				
1		15.737	23.015	
2	19.581	14.891	20.982	55.454
3	18.604	14.179	20.614	53.397
4	18.311	14.089	20.285	52.685
5	18.119			52.417
6	18.002	13.941	20.126	52.069
7	17.851	13.922	20.149	51.922
8	17.887	13.889	20.141	51.917
9	17.848	13.902	20.079	51.829
10	17.871	13.996	20.079	51.946
FINISH				
11	17.811	13.883	20.059	51.753

**19 ALATALO William**

START				
1		15.550	21.376	
2	18.638	14.107	20.496	53.241
3	18.152	13.928	20.210	52.290
4	17.846	13.700	20.261	51.807
5	17.784	13.752	19.980	51.516
6	17.740	13.718	19.910	51.368
7	17.731	13.697	19.974	51.402
8	17.651	13.645	19.966	51.262
9	17.729	13.694	20.009	51.432
10	17.688	13.749	19.840	51.277
FINISH				
11	17.680	13.715	19.797	51.192

**21 GOLDSTEIN Elie**

START				
1		15.201	21.479	
2	18.978	14.334	20.831	54.143
3	18.320	13.993	20.341	52.654

X 30 CHALLENGE EUROPA 2016

X30 Junior

(Jun) Qualifying Practice Group 1

Historique / Records

Tour	Secteur 1	Secteur 2	Secteur 3	Temps
Lap	Sector 1	Sector 2	Sector 3	Time
4	18.005	13.801	20.224	52.030
5	17.808	13.836	20.059	51.703
6	17.901	13.680	20.002	51.583
7	17.680	13.700	19.967	51.347
8	17.748	13.593	19.992	51.333
9	17.656	13.663	19.938	51.257
10	17.623	13.574	19.897	51.094
11	17.646	13.577	19.935	51.158
FINISH				
12	17.684	13.578	19.927	51.189

**24 MIALANE Thomas**

START				
1		14.917	21.264	
2	18.531	14.049	20.561	53.141
3	18.033	13.876	20.301	52.210
4	17.781	13.748	20.101	51.630
5	17.749	14.161	20.045	51.955
6	17.635	13.670	19.986	51.291
7	17.610	13.697	19.951	51.258
8	17.574	13.686	19.983	51.243
9	17.629	13.675	20.207	51.511
10	17.560	13.818	20.017	51.395
FINISH				
11	17.646	13.767	19.941	51.354

**29 JENOUVRIER Alexandre**

START				
1		15.904	22.284	
2	19.399	14.363	20.831	54.593
3	18.260	13.979	20.282	52.521
4	17.992	13.877	20.055	51.924
5	17.932	13.816	20.100	51.848
6	17.737	13.773	20.002	51.512
7	17.949	16.274	20.612	54.835
8	17.823	13.729	20.295	51.847
9	17.696	13.730	19.927	51.353
10	17.649	13.882	21.696	53.227
11	17.620	13.663	19.962	51.245

Tour	Secteur 1	Secteur 2	Secteur 3	Temps
Lap	Sector 1	Sector 2	Sector 3	Time
FINISH				
12	17.688	13.619	19.908	51.215

**30 MOYA Rubén**

START				
1		15.234	21.363	
2	18.797	14.177	20.584	53.558
3	18.479	14.156	20.245	52.880
4	17.991	13.748	20.096	51.835
5	17.834	13.914	19.990	51.738
6	17.940	14.026	19.970	51.936
7	18.036	13.843	20.187	52.066
8	17.771	13.647	19.970	51.388
9	17.713	13.647	19.968	51.328
10	17.698	13.631	20.084	51.413
11	17.742	13.678	20.086	51.506
FINISH				
12	17.725	13.683	19.831	51.239

**31 SANSON Julien**

START				
1		15.964	22.269	
2	19.404	14.559	21.158	55.121
3	18.482	15.284	20.587	54.353
4	17.935	13.830	20.151	51.916
5	17.883	13.754	20.320	51.957
6	17.674	13.675	20.020	51.369
7	17.693	14.582	20.201	52.476
8	17.652	13.601	19.938	51.191
9	17.581	13.596	19.852	51.029
10	17.568	13.734	20.022	51.324
11	17.570	13.586	19.871	51.027
FINISH				
12	17.599	13.654	19.891	51.144

**32 D'ARCY Alexander**

START				
-------	--	--	--	--

X 30 CHALLENGE EUROPA 2016

X30 Junior

(Jun) Qualifying Practice Group 1

Historique / Records

Tour Lap	Secteur 1 Sector 1	Secteur 2 Sector 2	Secteur 3 Sector 3	Temps Time
1		16.319	21.691	
2	18.865	14.384	20.869	54.118
3	18.996	14.096	20.676	53.768
4	18.820	14.173	21.469	54.462
5	18.057	15.193	20.191	53.441
6	17.950	13.940	20.089	51.979
7	17.887	13.745	20.027	51.659
8	18.024	13.883	20.045	51.952
9	17.874	13.843	20.151	51.868
10	17.746	13.830	20.020	51.596
FINISH				
11	17.814	13.787	20.050	51.651

**34 CHAPPARD Franck**

START				
1		14.920	21.007	
2	18.418	14.089	20.366	52.873
3	17.972	13.842	20.204	52.018
4	18.211	13.654	19.936	51.801
5	17.806	13.661	19.934	51.401
6	17.675	13.706	19.999	51.380
7	17.793	13.649	19.886	51.328
8	17.628	13.615	19.952	51.195
9	17.653	13.621	23.169	54.443
10	17.939	13.770	20.026	51.735
FINISH				
11	17.660	14.301	20.187	52.148

**38 FONTANELLA Enzo**

START				
1		15.262	21.398	
2	19.158	14.200	20.683	54.041
3	18.381	14.318	20.302	53.001
4	18.100	13.936	20.218	52.254
5	17.983	13.851	20.144	51.978
6	17.915	14.011	20.447	52.373
7	17.871	13.750	20.250	51.871
8	18.139	14.837	20.149	53.125
9	17.784	13.749	20.090	51.623

Tour Lap	Secteur 1 Sector 1	Secteur 2 Sector 2	Secteur 3 Sector 3	Temps Time
10	18.162	13.941	20.038	52.141
11	17.815	13.855	20.075	51.745
FINISH				
12	17.841	14.447	21.934	54.222

**42 PETELET Milan**

START				
1		15.455	21.021	
2	18.468	14.037	20.388	52.893
3	18.419	13.897	20.384	52.700
4	18.047	13.827	20.049	51.923
5	17.862	13.713	19.980	51.555
6	17.769	13.661	19.879	51.309
7	17.968	13.653	19.807	51.428
8	17.623	13.737	20.040	51.400
9	17.664	13.660	21.882	53.206
10	17.585	13.650	19.906	51.141
FINISH				
11	17.586	13.620	19.951	51.157

**45 DIAS Xavier**

START				
1		15.111	21.704	
2	18.904	14.903	20.562	54.369
3	18.300	13.958	20.338	52.596
4	18.076	13.806	20.151	52.033
5	17.860	13.797	20.435	52.092
6	17.752	13.635	19.930	51.317
7	17.721	14.369	20.963	53.053
8	17.738	13.648	20.084	51.470
9	17.769	13.624	20.079	51.472
10	17.680	13.867	21.787	53.334
11	17.760	13.643	20.103	51.506
FINISH				
12	17.934	13.803	20.137	51.874

**46 BOUCHABKE Rubens**

START				
-------	--	--	--	--

X 30 CHALLENGE EUROPA 2016

X30 Junior

(Jun) Qualifying Practice Group 1

Historique / Records

Tour Lap	Secteur 1 Sector 1	Secteur 2 Sector 2	Secteur 3 Sector 3	Temps Time
1		15.134	21.440	
2	18.870	14.752	20.819	54.441
3	18.165	14.245	20.589	52.999
4	17.997	13.772	20.173	51.942
5	17.750	14.022	20.252	52.024
6	17.762	13.798	19.963	51.523
7	17.690	13.909	20.004	51.603
8	17.771	13.773	20.083	51.627
9	17.651	13.773	19.956	51.380
10	17.671	13.887	22.314	53.872
11	17.733	13.881	20.079	51.693
	FINISH			
12	17.976	13.961	20.138	52.075

**48 VAN PELT Rens**

START				
1		14.900	21.442	
2	18.621	14.107	20.477	53.205
3	18.096	13.887	20.187	52.170
4	17.896	13.807	20.045	51.748
5	17.844	13.829	20.093	51.766
6	17.814	13.677	20.087	51.578
7	17.993	13.669	20.006	51.668
8	17.644	13.671	19.934	51.249
9	17.667	13.626	20.056	51.349
10	17.695	13.760	20.002	51.457
	FINISH			
11	17.651	13.874	19.886	51.411

**50 CONNOLLY Kyle**

START				
1		16.020	21.251	
2	18.660	14.078	20.452	53.190
3	18.051	13.901	20.278	52.230
4	18.087	13.914	20.275	52.276
5	17.929	13.735	20.127	51.791
6	17.798	13.759	20.090	51.647
7	17.785	13.763	20.012	51.560
8	17.811	13.903	20.209	51.923

Tour Lap	Secteur 1 Sector 1	Secteur 2 Sector 2	Secteur 3 Sector 3	Temps Time
9	17.794	13.768	20.120	51.682
10	17.852	13.806	22.366	54.024
11	18.076	13.938	20.335	52.349
	FINISH			
12	17.783	13.791	20.698	52.272

**52 COLOMES Alexandre**

START				
1		16.626	21.548	
2	18.908	14.238	20.751	53.897
3	18.616	14.575	21.067	54.258
4	18.558	14.300	20.488	53.346
5	18.494	14.331	20.549	53.374
6	19.063	14.293	20.547	53.903
	FINISH			

**54 MASALA Mario**

START				
1		15.598	23.816	
2	19.265	14.739	21.029	55.033
3	18.786	14.488	20.663	53.937
4	18.365	14.369	20.518	53.252
5	18.343	15.554	21.336	55.233
6	18.380	14.000	20.278	52.658
7	18.364	14.089	20.314	52.767
8	17.949	14.174	20.261	52.384
9	17.942	14.024	20.172	52.138
10	17.848	14.758	20.249	52.855
11	17.987	14.250	20.206	52.443
	FINISH			
12	17.895	14.971	20.508	53.374

**55 TUUR Stalmans**

START				
1		14.989	21.131	
2	18.634	14.231	20.599	53.464
3	18.216	14.232	20.333	52.781

X 30 CHALLENGE EUROPA 2016

X30 Junior

(Jun) Qualifying Practice Group 1

Historique / Records

Tour Lap	Secteur 1 Sector 1	Secteur 2 Sector 2	Secteur 3 Sector 3	Temps Time
4	17.937	13.699	20.148	51.784
5	17.815	13.983	19.962	51.760
6	17.832	13.679	20.075	51.586
7	17.734	14.002	20.012	51.748
8	17.777	13.744	20.156	51.677
9	17.720	13.654	19.917	51.291
10	17.646	13.648	20.088	51.382
11	17.690	13.739	20.092	51.521
FINISH				
12	17.651	13.688	20.053	51.392

**56 YU Royce**

START				
1		14.926	22.118	
2	18.864	14.784	20.602	54.250
3	18.263	13.922	20.326	52.511
4	17.925	13.715	20.220	51.860
5	17.809	13.601	20.620	52.030
6	18.009	13.719	19.955	51.683
7	17.825	13.685	20.512	52.022
8	17.675	13.648	19.968	51.291
9	17.720	13.648	19.957	51.325
10	17.675	13.972	21.258	52.905
11	17.663	13.716	19.990	51.369
FINISH				
12	17.532	13.724	19.876	51.132

**61 WIGGER Elias**

START				
1		15.640	21.653	
2	18.977	14.419	20.687	54.083
3	18.368	14.175	20.286	52.829
4	18.280	14.340	20.351	52.971
5	18.017	13.818	20.309	52.144
6	17.933	13.763	20.183	51.879
7	17.817	13.844	20.083	51.744
8	17.891	13.901	20.347	52.139
9	17.857	13.790	20.134	51.781
10	17.870	13.828	20.153	51.851

Tour Lap	Secteur 1 Sector 1	Secteur 2 Sector 2	Secteur 3 Sector 3	Temps Time
11	17.945	13.857	20.193	51.995
FINISH				
12	17.856	13.936	21.232	53.024

**66 POTTY Antoine**

START				
1		15.576	21.941	
2	18.817	14.271	20.798	53.886
3	18.336	14.071	20.477	52.884
4	18.066	13.976	20.297	52.339
5	17.960	13.859	20.220	52.039
6	17.807	13.801	20.270	51.878
7	17.817	13.690	20.066	51.573
8	17.786	13.822	20.019	51.627
9	17.720	13.671	20.028	51.419
10	17.844	13.937	20.118	51.899
11	17.866	13.807	20.109	51.782
FINISH				
12	17.773	13.731	20.114	51.618

**70 JEPSSON Alexander**

START				
1		21.429	22.072	
2	18.997	14.252	20.820	54.069
3	18.413	14.012	20.529	52.954
4	18.305	14.001	20.290	52.596
5	18.148	13.976	20.208	52.332
6	18.279	13.894	20.241	52.414
7	18.087	13.846	20.235	52.168
8	17.991	14.116	20.156	52.263
9	18.354	13.849	22.004	54.207
10	18.094	15.139	20.261	53.494
FINISH				
11	18.047	13.852	20.211	52.110

**81 LAHOZ LOPEZ Alejandro**

START				
-------	--	--	--	--

X 30 CHALLENGE EUROPA 2016

X30 Junior

(Jun) Qualifying Practice Group 1

Historique / Records

Tour	Secteur 1	Secteur 2	Secteur 3	Temps
Lap	Sector 1	Sector 2	Sector 3	Time
1		14.860	21.301	
2	18.797	14.391	20.546	53.734
3	18.130	13.880	20.249	52.259
4	17.874	13.704	20.063	51.641
5	17.757	14.195	19.965	51.917
6	17.846	13.817	20.179	51.842
7	17.630	13.884	19.929	51.443
8	17.628	13.667	19.890	51.185
9	17.603	13.652	19.907	51.162
10	17.654	16.176	20.343	54.173
11	17.753	13.693	19.917	51.363
FINISH				
12	17.644	13.618	19.946	51.208

Tour	Secteur 1	Secteur 2	Secteur 3	Temps
Lap	Sector 1	Sector 2	Sector 3	Time
9	17.739	13.689	20.095	51.523
10	17.762	13.752	20.886	52.400
11	17.764	13.747	20.104	51.615
FINISH				
12	17.762	13.962	20.041	51.765

82 MC DONNELL Sam

START				
1		14.818	20.942	
2	18.377	14.103	20.518	52.998
3	18.173	14.035	21.056	53.264
4	18.002	13.788	20.126	51.916
5	18.002	14.723	20.016	52.741
6	17.776	13.758	19.952	51.486
7	17.750	13.702	19.949	51.401
8	17.663	13.704	19.949	51.316
9	17.653	13.626	20.251	51.530
10	17.628	13.934	20.086	51.648
FINISH				
11	17.606	13.620	19.927	51.153

90 LEHMANN Enzo

START				
1		15.429	21.743	
2	18.906	14.250	20.666	53.822
3	18.236	13.840	20.227	52.303
4	17.934	13.875	20.213	52.022
5	17.837	13.731	20.117	51.685
6	17.819	13.842	20.238	51.899
7	17.804	13.777	20.143	51.724
8	17.715	13.719	20.093	51.527



## X30 Junior

### (Jun) Qualifying Practice Group 2

#### Classement de la Séance / Session classification

Cl	N°	Pilote	Nat	Nat	Meilleur S1	Meilleur S2	Meilleur S3	Temps idéal	Temps	Ecart	Tour	Vitesse
Rnk	No.	Driver			Best S1	Best S2	Best S3	Ideal Time	Time	Gap	Lap	Speed
1	53	LULHAM Chris	GBR		17.377	13.627	19.857	50.861	50.911		6	88,81
2	43	MARTINS Victor	FRA		17.522	13.567	19.812	50.901	50.969	+0.058	6	88,71
3	44	YU Dante	USA		17.500	13.638	19.857	50.995	50.995	+0.084	6	88,66
4	89	GUIDETTI Jacopo	ITA		17.584	13.610	19.799	50.993	51.000	+0.089	8	88,65
5	63	NYBERG Tobias	NOR		17.485	13.562	19.798	50.845	51.029	+0.118	7	88,60
6	47	MARTINEZ CLAVELL David	SPA		17.605	13.641	19.832	51.078	51.099	+0.188	9	88,48
7	41	HAWKEY Ethan	GBR		17.561	13.635	19.753	50.949	51.117	+0.206	7	88,45
8	35	ETEKI Adam	FRA		17.608	13.588	19.967	51.163	51.180	+0.269	12	88,34
9	36	MALIZIA Arnaud	FRA		17.647	13.620	19.870	51.137	51.186	+0.275	10	88,33
10	18	WAGNER Kevin	GER		17.599	13.601	19.986	51.186	51.186	+0.275	11	88,33
11	88	LU Hugo	CAN		17.688	13.588	19.891	51.167	51.190	+0.279	9	88,32
12	57	KUWABARA-WAGG Julian	FRA		17.642	13.588	19.914	51.144	51.212	+0.301	11	88,29
13	68	BJORNSTAD Petter	NOR		17.640	13.606	19.790	51.036	51.221	+0.310	7	88,27
14	11	SCHUTZE Leon	GER		17.609	13.622	19.899	51.130	51.234	+0.323	10	88,25
15	59	GREETHAM Oliver	GBR		17.703	13.717	19.824	51.244	51.246	+0.335	7	88,23
16	37	FONTECHA MARTINEZ Ayrton	SPA		17.641	13.665	19.902	51.208	51.271	+0.360	7	88,19
17	9	DAMHUIS Philipp	GER		17.643	13.686	19.927	51.256	51.304	+0.393	7	88,13
18	28	GHIRETTI Alessandro	FRA		17.660	13.700	19.839	51.199	51.315	+0.404	9	88,11
19	40	SEYHAN Javin Lewis	GER		17.685	13.636	20.012	51.333	51.362	+0.451	8	88,03
20	25	DEGENBECK Patrick	GER		17.641	13.651	19.982	51.274	51.381	+0.470	12	88,00
21	20	TANAPONGPAN Sutumno	THA		17.697	13.629	19.924	51.250	51.382	+0.471	8	87,99
22	51	TAN Ethan	SIN		17.768	13.751	19.834	51.353	51.428	+0.517	11	87,92
23	13	DE AMICIS Giulio	ITA		17.580	13.751	20.024	51.355	51.440	+0.529	11	87,90
24	33	RAUSSENS Thibaut	BEL		17.704	13.716	20.031	51.451	51.451	+0.540	10	87,88
25	27	ROCCA Maxime	FRA		17.813	13.740	20.011	51.564	51.580	+0.669	11	87,66
26	91	VERREAUX Pierre-Andrea	FRA		17.798	13.674	20.102	51.574	51.710	+0.799	11	87,44
27	7	WEBER Marcel	GER		17.875	13.774	20.091	51.740	51.830	+0.919	9	87,23
28	23	RICHTER Alexander	GER		17.899	13.812	20.140	51.851	51.958	+1.047	6	87,02
29	15	HEINO Tommi	FIN		17.863	13.802	20.078	51.743	51.966	+1.055	6	87,01
30	26	BORN Miklas	SUI		17.879	13.836	20.098	51.813	52.002	+1.091	12	86,95
31	16	VALKEEJARVI Valtteri	FIN		17.986	13.952	20.371	52.309	52.371	+1.460	12	86,33
32	83	RICCARDO Gregori	ITA		18.162	14.137	20.458	52.757	52.844	+1.933	11	85,56

Sous réserve du contrôle technique ou de fait sportif

Le Chronométrage



Affiché à

Le Président du Collège

## X30 Junior

### (Jun) Qualifying Practice Group 2

#### Historique / Records

Tour	Secteur 1	Secteur 2	Secteur 3	Temps
Lap	Sector 1	Sector 2	Sector 3	Time

#### 7 WEBER Marcel

START				
1		15.598	21.630	
2	19.136	14.660	21.271	55.067
3	18.412	14.025	20.448	52.885
4	18.178	13.978	20.209	52.365
5	17.956	13.815	20.226	51.997
6	17.904	13.797	20.396	52.097
7	17.895	13.799	20.361	52.055
8	17.917	13.801	20.185	51.903
9	17.936	13.774	20.120	51.830
10	17.905	14.098	20.091	52.094
11	18.429	13.811	20.151	52.391
FINISH				
12	17.875	13.865	20.250	51.990

#### 9 DAMHUIS Philipp

START				
1		15.283	21.121	
2	18.514	14.108	20.424	53.046
3	18.117	13.852	20.132	52.101
4	17.804	13.861	20.180	51.845
5	18.247	13.749	20.055	52.051
6	17.808	13.758	20.012	51.578
7	17.656	13.686	19.962	51.304
8	17.817	13.735	19.942	51.494
9	17.643	13.691	20.290	51.624
10	17.817	13.765	19.927	51.509
FINISH				
11	17.697	13.770	20.015	51.482

#### 11 SCHUTZE Leon

START				
1		14.918	21.546	
2	18.981	14.320	20.455	53.756
3	18.053	13.884	21.425	53.362
4	18.170	13.849	20.075	52.094
5	17.843	13.675	20.002	51.520

Tour	Secteur 1	Secteur 2	Secteur 3	Temps
Lap	Sector 1	Sector 2	Sector 3	Time

6	18.275	13.838	19.987	52.100
7	17.729	14.070	20.019	51.818
8	17.652	13.704	20.344	51.700
9	17.713	13.669	19.899	51.281
10	17.684	13.622	19.928	51.234
11	17.609	13.992	19.967	51.568
FINISH				
12	17.715	13.746	20.200	51.661

#### 13 DE AMICIS Giulio

START				
1		15.701	21.392	
2	18.513	14.358	20.768	53.639
3	18.761	14.226	20.412	53.399
4	18.115	13.847	20.475	52.437
5	17.888	13.753	20.138	51.779
6	17.766	13.855	20.216	51.837
7	17.867	13.775	20.032	51.674
8	17.729	13.781	20.085	51.595
9	17.801	13.875	20.908	52.584
10	17.738	13.751	20.024	51.513
11	17.580	13.771	20.089	51.440
FINISH				

#### 15 HEINO Tommi

START				
1		15.288	21.477	
2	19.480	14.374	21.315	55.169
3	18.426	14.141	20.752	53.319
4	18.160	13.991	20.364	52.515
5	18.011	13.886	20.301	52.198
6	17.876	13.846	20.244	51.966
7	18.138	13.803	20.641	52.582
8	18.001	13.909	20.116	52.026
9	17.952	13.812	20.607	52.371
10	18.421	13.808	20.250	52.479
11	17.863	13.802	20.584	52.249
FINISH				
12	18.166	13.858	20.078	52.102

## X 30 CHALLENGE EUROPA 2016

## X30 Junior

## (Jun) Qualifying Practice Group 2

## Historique / Records

Tour	Secteur 1	Secteur 2	Secteur 3	Temps
Lap	Sector 1	Sector 2	Sector 3	Time

**16 VALKEEJARVI Valtteri**

START				
1		15.459	21.811	
2	19.176	14.637	22.374	56.187
3	18.643	14.359	20.962	53.964
4	18.629	14.172	20.843	53.644
5	18.609	14.125	20.788	53.522
6	18.579	14.612	20.837	54.028
7	18.522	14.293	21.084	53.899
8	18.655	15.072	21.178	54.905
9	18.096	14.039	20.443	52.578
10	17.986	14.055	20.371	52.412
11	18.610	13.952	20.549	53.111
FINISH				
12	17.997	13.999	20.375	52.371

**18 WAGNER Kevin**

START				
1		16.116	21.992	
2	19.191	14.580	20.828	54.599
3	18.478	14.167	20.490	53.135
4	18.113	13.936	20.315	52.364
5	17.992	13.902	20.215	52.109
6	17.791	13.719	20.126	51.636
7	17.705	13.736	20.071	51.512
8	17.709	13.730	20.104	51.543
9	17.793	13.759	20.100	51.652
10	17.748	13.724	20.038	51.510
FINISH				
11	17.599	13.601	19.986	51.186

**20 TANAPONGPAN Sutumno**

START				
1		16.387	22.182	
2	18.559	14.155	20.707	53.421
3	19.092	13.948	20.239	53.279
4	17.857	13.890	20.126	51.873

Tour	Secteur 1	Secteur 2	Secteur 3	Temps
Lap	Sector 1	Sector 2	Sector 3	Time

5	17.803	13.839	20.019	51.661
6	17.793	13.687	19.924	51.404
7	17.808	13.629	19.993	51.430
8	17.732	13.689	19.961	51.382
9	17.773	13.722	20.031	51.526
10	17.697	13.794	20.460	51.951
11	17.842	13.694	19.966	51.502
FINISH				
12	17.740	13.689	19.986	51.415

**23 RICHTER Alexander**

START				
1		15.626	21.991	
2	19.147	14.453	20.799	54.399
3	18.500	14.207	20.486	53.193
4	18.112	13.941	20.423	52.476
5	18.502	13.812	20.156	52.470
6	17.899	13.919	20.140	51.958
7	17.949	13.992	20.180	52.121
8	18.005	13.955	20.274	52.234
9	18.015	13.934	20.305	52.254
10	18.022	13.926	20.201	52.149
FINISH				
11	17.956	13.998	20.223	52.177

**25 DEGENBECK Patrick**

START				
1		15.604	22.074	
2	19.169	14.531	20.824	54.524
3	18.224	13.930	20.457	52.611
4	18.001	13.803	20.155	51.959
5	17.995	13.717	20.258	51.970
6	17.773	13.681	20.108	51.562
7	17.761	13.651	19.982	51.394
8	17.757	13.657	20.096	51.510
9	17.725	13.772	20.059	51.556
10	17.679	13.710	20.041	51.430
11	17.934	13.689	20.146	51.769
FINISH				

X 30 CHALLENGE EUROPA 2016

X30 Junior

(Jun) Qualifying Practice Group 2

Historique / Records

Tour Lap	Secteur 1 Sector 1	Secteur 2 Sector 2	Secteur 3 Sector 3	Temps Time
12	17.641	13.718	20.022	51.381

**26 BORN Miklas**

START				
1		15.237	21.545	
2	18.844	14.627	21.331	54.802
3	18.651	14.099	20.387	53.137
4	18.642	14.603	20.394	53.639
5	18.166	14.000	20.098	52.264
6	18.373	16.649	20.297	55.319
7	18.084	13.836	20.148	52.068
8	18.301	13.923	20.125	52.349
9	18.169	13.838	20.230	52.237
10	18.517	13.883	20.156	52.556
11	18.497	15.101	20.308	53.906
FINISH				
12	17.879	13.932	20.191	52.002

**27 ROCCA Maxime**

START				
1		15.180	21.547	
2	20.428	14.364	25.372	1:00.164
3	22.319	15.712	20.975	59.006
4	18.417	14.037	20.488	52.942
5	47.224	14.332	21.055	1:22.611
6	18.288	13.907	20.249	52.444
7	18.124	13.913	20.222	52.259
8	18.306	13.775	20.023	52.104
9	18.079	13.803	20.053	51.935
10	17.848	13.868	20.011	51.727
FINISH				
11	17.813	13.740	20.027	51.580

**28 GHIRETTI Alessandro**

START				
1		15.139	21.041	
2	18.456	14.380	20.691	53.527

Tour Lap	Secteur 1 Sector 1	Secteur 2 Sector 2	Secteur 3 Sector 3	Temps Time
3	18.320	13.833	20.221	52.374
4	17.941	13.735	20.145	51.821
5	17.829	13.737	19.903	51.469
6	17.770	13.700	19.944	51.414
7	17.712	13.739	19.948	51.399
8	17.795	13.730	19.839	51.364
9	17.711	13.715	19.889	51.315
10	17.708	13.731	19.880	51.319
11	17.660	13.808	19.880	51.348
FINISH				
12	17.741	13.794	19.911	51.446

**33 RAUSENS Thibaut**

START				
1		15.709	21.531	
2	18.761	14.260	21.057	54.078
3	18.820	14.683	20.854	54.357
4	18.318	14.098	20.462	52.878
5	18.493	13.919	20.318	52.730
6	17.912	13.962	20.176	52.050
7	18.081	13.866	20.282	52.229
8	17.918	13.732	20.588	52.238
9	17.808	13.812	20.159	51.779
10	17.704	13.716	20.031	51.451
11	18.158	13.822	20.520	52.500
FINISH				
12	17.874	13.760	20.110	51.744

**35 ETEKI Adam**

START				
1		14.832	20.996	
2	18.524	13.987	20.434	52.945
3	18.182	14.095	20.296	52.573
4	17.932	13.838	20.183	51.953
5	17.830	13.714	20.035	51.579
6	17.740	14.036	20.057	51.833
7	17.648	13.608	19.975	51.231
8	17.680	13.828	20.166	51.674
9	17.722	13.643	20.120	51.485

X 30 CHALLENGE EUROPA 2016

X30 Junior

(Jun) Qualifying Practice Group 2

Historique / Records

Tour	Secteur 1	Secteur 2	Secteur 3	Temps
Lap	Sector 1	Sector 2	Sector 3	Time
10	17.612	13.687	20.037	51.336
11	17.608	13.640	19.990	51.238
FINISH				
12	17.625	13.588	19.967	51.180

**36 MALIZIA Arnaud**

START				
1		14.788	20.973	
2	18.444	13.939	20.691	53.074
3	18.552	15.736	20.829	55.117
4	18.100	13.804	20.138	52.042
5	17.989	13.781	20.009	51.779
6	17.797	13.620	19.884	51.301
7	17.748	13.781	20.064	51.593
8	17.809	13.636	19.870	51.315
9	17.718	13.674	19.901	51.293
10	17.647	13.669	19.870	51.186
11	17.687	13.636	19.931	51.254
FINISH				
12	17.769	13.662	19.921	51.352

**37 FONTECHA MARTINEZ Ayrton**

START				
1		18.002	21.339	
2	18.524	14.052	20.442	53.018
3	17.958	13.827	20.173	51.958
4	17.846	13.790	20.069	51.705
5	17.739	13.692	19.971	51.402
6	17.706	13.665	19.939	51.310
7	17.641	13.698	19.932	51.271
8	17.718	13.725	19.993	51.436
9	17.695	13.761	19.979	51.435
FINISH				
10	17.683	13.744	19.902	51.329

**40 SEYHAN Javin Lewis**

START				
-------	--	--	--	--

Tour	Secteur 1	Secteur 2	Secteur 3	Temps
Lap	Sector 1	Sector 2	Sector 3	Time
1		15.084	21.343	
2	18.920	14.020	20.600	53.540
3	18.089	13.901	20.285	52.275
4	17.989	14.076	20.441	52.506
5	18.026	13.781	20.123	51.930
6	17.846	13.636	20.121	51.603
7	17.800	13.702	20.080	51.582
8	17.685	13.665	20.012	51.362
9	17.758	13.706	20.047	51.511
10	17.777	13.704	20.075	51.556
11	17.823	13.678	20.061	51.562
FINISH				
12	17.737	13.719	20.063	51.519

**41 HAWKEY Ethan**

START				
1		17.423	27.582	
2	21.905	14.164	20.447	56.516
3	18.085	13.863	20.080	52.028
4	17.776	13.635	19.753	51.164
5	17.561	13.697	19.885	51.143
6	17.648	13.636	19.888	51.172
7	17.596	13.647	19.874	51.117
8	17.685	13.706	19.908	51.299
9	17.745	13.669	19.934	51.348
10	17.709	13.737	19.922	51.368
FINISH				
11	17.656	13.735	20.032	51.423

**43 MARTINS Victor**

START				
1		15.411	21.058	
2	18.337	14.033	20.540	52.910
3	18.106	13.787	20.096	51.989
4	17.815	13.627	19.894	51.336
5	17.713	13.568	20.340	51.621
6	17.561	13.596	19.812	50.969
7	17.549	13.944	20.102	51.595
8	17.522	13.567	20.741	51.830

X 30 CHALLENGE EUROPA 2016

X30 Junior

(Jun) Qualifying Practice Group 2

Historique / Records

Tour Lap	Secteur 1 Sector 1	Secteur 2 Sector 2	Secteur 3 Sector 3	Temps Time
9	17.557	13.671	21.308	52.536
10	17.523	13.803	20.137	51.463
FINISH				
11	17.556	14.067	20.921	52.544

**44 YU Dante**

START				
1		18.361	21.700	
2	18.540	14.051	20.362	52.953
3	18.090	13.925	20.120	52.135
4	17.931	13.858	20.002	51.791
5	17.779	13.765	19.863	51.407
6	17.500	13.638	19.857	50.995
7	17.705	13.691	20.057	51.453
8	17.564	13.706	19.866	51.136
9	17.674	13.713	19.882	51.269
FINISH				
10	17.574	13.708	19.904	51.186

**47 MARTINEZ CLAVELL David**

START				
1		18.346	27.473	
2	20.198	17.650	20.743	58.591
3	18.182	13.963	20.301	52.446
4	18.064	13.829	19.972	51.865
5	17.795	13.739	20.019	51.553
6	18.092	13.829	19.904	51.825
7	17.812	13.692	19.889	51.393
8	17.708	13.641	19.843	51.192
9	17.605	13.645	19.849	51.099
10	17.721	13.688	19.879	51.288
FINISH				
11	17.641	13.646	19.832	51.119

**51 TAN Ethan**

START				
1		18.858	23.498	

Tour Lap	Secteur 1 Sector 1	Secteur 2 Sector 2	Secteur 3 Sector 3	Temps Time
2	19.053	14.399	23.480	56.932
3	21.408	15.681	21.173	58.262
4	18.052	13.936	20.055	52.043
5	17.877	13.951	20.057	51.885
6	18.549	14.228	20.246	53.023
7	18.193	13.808	19.958	51.959
8	17.768	13.751	20.035	51.554
9	17.852	13.776	19.834	51.462
10	17.796	13.762	19.925	51.483
FINISH				
11	17.793	13.753	19.882	51.428

**53 LULHAM Chris**

START				
1		15.083	20.677	
2	18.189	13.954	20.156	52.299
3	17.819	13.758	19.931	51.508
4	17.678	13.637	19.950	51.265
5	17.425	13.627	19.910	50.962
6	17.377	13.677	19.857	50.911
FINISH				

**57 KUWABARA-WAGG Julian**

START				
1		15.171	21.639	
2	23.638	16.708	21.234	1:01.580
3	20.056	14.208	20.505	54.769
4	18.406	14.581	20.391	53.378
5	17.909	13.709	20.019	51.637
6	17.787	13.959	20.140	51.886
7	17.804	13.686	20.011	51.501
8	17.758	13.714	20.014	51.486
9	17.642	13.660	20.069	51.371
10	17.643	13.615	19.961	51.219
11	17.710	13.588	19.914	51.212
FINISH				
12	17.690	13.725	19.921	51.336

X 30 CHALLENGE EUROPA 2016

X30 Junior

(Jun) Qualifying Practice Group 2

Historique / Records

Tour	Secteur 1	Secteur 2	Secteur 3	Temps
Lap	Sector 1	Sector 2	Sector 3	Time

**59 GREETHAM Oliver**

START				
1		15.235	21.651	
2	18.775	14.483	20.637	53.895
3	18.818	13.870	20.142	52.830
4	18.086	14.205	20.150	52.441
5	17.826	13.758	19.992	51.576
6	17.856	13.717	19.957	51.530
7	17.703	13.719	19.824	51.246
8	17.832	13.738	19.897	51.467
9	17.713	13.742	19.970	51.425
10	17.735	14.092	21.772	53.599
11	17.742	13.775	20.173	51.690
FINISH				
12	17.891	13.843	19.856	51.590

**63 NYBERG Tobias**

START				
1		14.520	20.643	
2	18.148	13.817	20.364	52.329
3	18.117	14.349	25.336	57.802
4	18.900	13.791	20.030	52.721
5	17.839	13.685	19.946	51.470
6	17.711	13.578	19.883	51.172
7	17.620	13.611	19.798	51.029
8	17.485	13.948	19.911	51.344
9	17.621	13.562	20.026	51.209
10	17.634	13.603	19.913	51.150
11	17.659	13.661	19.817	51.137
FINISH				
12	17.589	13.699	19.886	51.174

**68 BJORNSTAD Petter**

START				
1		14.857	21.280	
2	18.524	14.370	20.482	53.376
3	18.068	13.945	20.465	52.478

Tour	Secteur 1	Secteur 2	Secteur 3	Temps
Lap	Sector 1	Sector 2	Sector 3	Time

4	17.980	13.730	20.005	51.715
5	17.975	14.572	20.127	52.674
6	17.836	13.705	20.053	51.594
7	17.775	13.656	19.790	51.221
8	17.749	14.552	20.312	52.613
9	17.646	13.606	20.082	51.334
10	17.796	13.657	19.885	51.338
11	17.763	13.618	19.970	51.351
FINISH				
12	17.640	13.736	19.889	51.265

**83 RICCARDO Gregori**

START				
1		15.811	22.561	
2	19.437	14.667	20.930	55.034
3	18.425	14.330	20.743	53.498
4	18.463	14.244	20.517	53.224
5	18.846	14.457	20.474	53.777
6	18.183	14.137	20.571	52.891
7	18.238	14.247	20.465	52.950
8	18.220	14.237	20.479	52.936
9	18.217	14.373	20.458	53.048
10	18.414	14.194	20.572	53.180
FINISH				
11	18.162	14.185	20.497	52.844

**88 LU Hugo**

START				
1		15.054	21.936	
2	22.324	17.257	24.314	1:03.895
3	19.820	14.558	21.496	55.874
4	19.496	13.820	20.046	53.362
5	18.095	13.685	20.136	51.916
6	17.792	13.588	20.041	51.421
7	17.752	13.709	20.190	51.651
8	18.000	13.677	20.203	51.880
9	17.688	13.611	19.891	51.190
10	17.800	13.765	19.932	51.497
11	17.740	13.691	20.008	51.439

X 30 CHALLENGE EUROPA 2016

X30 Junior

(Jun) Qualifying Practice Group 2

Historique / Records

Tour	Secteur 1	Secteur 2	Secteur 3	Temps
Lap	Sector 1	Sector 2	Sector 3	Time
FINISH				
12	17.702	13.734	20.052	51.488

**89 GUIDETTI Jacopo**

START				
1		14.929	20.904	
2	18.439	13.952	20.311	52.702
3	18.559	13.940	20.104	52.603
4	17.890	13.714	19.988	51.592
5	17.659	13.631	19.827	51.117
6	17.895	13.666	19.831	51.392
7	17.628	13.624	19.800	51.052
8	17.591	13.610	19.799	51.000
9	17.584	13.918	19.803	51.305
10	17.714	13.706	19.861	51.281
11	17.735	13.679	19.879	51.293
FINISH				

**91 VERREAUX Pierre-Andrea**

START				
1		15.204	21.669	
2	19.409	14.303	21.195	54.907
3	18.469	14.002	20.867	53.338
4	18.184	13.961	20.363	52.508
5	18.322	13.837	20.287	52.446
6	17.971	13.760	20.102	51.833
7	17.866	13.755	20.246	51.867
8	17.849	13.776	20.529	52.154
9	17.903	14.343	20.320	52.566
10	17.798	13.802	20.189	51.789
11	17.801	13.674	20.235	51.710
FINISH				
12	18.007	14.468	20.198	52.673



## X30 Junior

### Classement après les essais chronométrés

Cl	N°	Pilote	Nat	Chassis	Temps	Ecart	2e Temps
Rnk	No.	Driver		Chassis	Time	Gap	2nd time
1	53	LULHAM Chris		Exprit	50.911		50.962
2	1	MALUKAS David		Compkart	50.913	+0.002	50.985
3	43	MARTINS Victor		Kosmic	50.969	+0.058	51.336
4	5	PELTOLA Ossi		Formula Gilles	50.975	+0.064	51.054
5	44	YU Dante		Compkart	50.995	+0.084	51.136
6	89	GUIDETTI Jacopo		EvoKart	51.000	+0.089	51.052
7	31	SANSON Julien		Sodi	51.027	+0.116	51.029
8	63	NYBERG Tobias		Top-Kart	51.029	+0.118	51.137
9	2	BRADSHAW Callum		Exprit	51.084	+0.173	51.149
10	21	GOLDSTEIN Elie		Kosmic	51.094	+0.183	51.158
11	47	MARTINEZ CLAVELL David		FA	51.099	+0.188	51.119
12	41	HAWKEY Ethan		Tony Kart	51.117	+0.206	51.143
13	56	YU Royce		Exprit	51.132	+0.221	51.291
14	42	PETELET Milan		Praga	51.141	+0.230	51.157
15	82	MC DONNELL Sam		Tony-Kart	51.153	+0.242	51.316
16	81	LAHOZ LOPEZ Alejandro		FA	51.162	+0.251	51.185
17	35	ETEKI Adam		Tony-Kart	51.180	+0.269	51.231
18	36	MALIZIA Arnaud		Tony-Kart	51.186	+0.275	51.254
19	18	WAGNER Kevin		Gillard	51.186	+0.275	51.510
20	88	LU Hugo		Redspeed	51.190	+0.279	51.421
21	19	ALATALO William		Mad-Croc	51.192	+0.281	51.262
22	34	CHAPPARD Franck		Redspeed	51.195	+0.284	51.328
23	57	KUWABARA-WAGG Julian		Sodi	51.212	+0.301	51.219
24	29	JENOUVRIER Alexandre		Sodi	51.215	+0.304	51.245
25	68	BJORNSTAD Petter		Top-Kart	51.221	+0.310	51.265
26	10	LINTUKANTO Leevi		?	51.230	+0.319	51.277
27	11	SCHUTZE Leon		Intrepid	51.234	+0.323	51.281
28	30	MOYA Rubén		FA Kart	51.239	+0.328	51.328
29	24	MIALANE Thomas		Energy	51.243	+0.332	51.258
30	59	GREETHAM Oliver		FA Kart	51.246	+0.335	51.425
31	48	VAN PELT Rens		Kosmic	51.249	+0.338	51.349
32	37	FONTECHA MARTINEZ Ayrton		FA	51.271	+0.360	51.310
33	55	TUUR Stalmans		CRG	51.291	+0.380	51.382
34	9	DAMHUIS Philipp		Kosmic	51.304	+0.393	51.482
35	28	GHIRETTI Alessandro		EvoKart	51.315	+0.404	51.319
36	45	DIAS Xavier		Kosmic	51.317	+0.406	51.470
37	40	SEYHAN Javin Lewis		Top-Kart	51.362	+0.451	51.511
38	46	BOUCHABKE Rubens		Tony-Kart	51.380	+0.469	51.523
39	25	DEGENBECK Patrick		Mad Croc	51.381	+0.470	51.394
40	20	TANAPONGPAN Sutumno		Super Winforce	51.382	+0.471	51.404
41	66	POTTY Antoine		Kosmic	51.419	+0.508	51.573
42	51	TAN Ethan		Exprit	51.428	+0.517	51.462
43	13	DE AMICIS Giulio		Tecno	51.440	+0.529	51.513
44	33	RAUSENS Thibaut		CRG	51.451	+0.540	51.744

X 30 CHALLENGE EUROPA 2016

X30 Junior

Classement après les essais chronométrés

Cl Rnk	N° No.	Pilote Driver	Nat	Chassis Chassis	Temps Time	Ecart Gap	2e Temps 2nd time
45	12	MOCCIA Savio		Praga	51.459	+0.548	51.500
46	6	SPRINGOB Jan Philipp		Kosmic	51.510	+0.599	51.543
47	90	LEHMANN Enzo		Praga	51.523	+0.612	51.527
48	50	CONNOLLY Kyle		Mad-Croc	51.560	+0.649	51.647
49	27	ROCCA Maxime		Sodi	51.580	+0.669	51.727
50	32	D'ARCY Alexander		Tecno	51.596	+0.685	51.651
51	38	FONTANELLA Enzo		Sodi	51.623	+0.712	51.745
52	3	CLAUDE Léonie		Birel Art	51.666	+0.755	51.702
53	91	VERREAUX Pierre-Andrea		Birel Art	51.710	+0.799	51.789
54	61	WIGGER Elias		Praga	51.744	+0.833	51.781
55	17	WURSTER Nico		FA Kart	51.753	+0.842	51.829
56	7	WEBER Marcel		Kosmic	51.830	+0.919	51.903
57	23	RICHTER Alexander		DR	51.958	+1.047	52.121
58	15	HEINO Tommi		Mad-Croc	51.966	+1.055	52.026
59	26	BORN Miklas		Praga	52.002	+1.091	52.068
60	70	JEPSSON Alexander		Gillard	52.110	+1.199	52.168
61	16	VALKEEJARVI Valtteri		Mad-Croc	52.371	+1.460	52.412
62	83	RICCARDO Gregori			52.844	+1.933	52.891
63	14	TAUSCHER Alexander		BRM	53.055	+2.144	58.122
64	52	COLOMES Alexandre		Sodi	53.346	+2.435	53.374

Ecart entre les séries : 0.004% / Gap between series : 0.004%

Non Classés / Not Classified

54	MASALA Mario		Alpha
----	--------------	--	-------

Chronométrage/Timekeeper

Heure d'affichage

Présidente du Collège/Clerk of the course

## X30 Junior

### Liste des groupes/ List of groups

N° No.	Pilote Driver	Nat
-----------	------------------	-----

#### Série / Group A

53	LULHAM Chris	GBR
44	YU Dante	USA
2	BRADSHAW Callum	GBR
56	YU Royce	CHN
35	ETEKI Adam	FRA
19	ALATALO William	FIN
68	BJORNSTAD Petter	NOR
24	MIALANE Thomas	FRA
55	TUUR Stalmans	BEL
40	SEYHAN Javin Lewis	GER
66	POTTY Antoine	BEL
12	MOCCIA Savio	SUI
27	ROCCA Maxime	FRA
91	VERREAUX Pierre-Andrea	FRA
23	RICHTER Alexander	GER
16	VALKEEJARVI Valtteri	FIN
54	MASALA Mario	ITA

17 Concurrents / Competitors

#### Série / Group B

1	MALUKAS David	USA
89	GUIDETTI Jacopo	ITA
21	GOLDSTEIN Elie	BEL
42	PETELET Milan	FRA
36	MALIZIA Arnaud	FRA
34	CHAPPARD Franck	FRA
10	LINTUKANTO Leevi	FIN
59	GREETHAM Oliver	GBR
9	DAMHUIS Philipp	GER
46	BOUCHABKE Rubens	LIB
51	TAN Ethan	SIN
6	SPRINGOB Jan Philipp	GER
32	D'ARCY Alexander	GRE
61	WIGGER Elias	SUI
15	HEINO Tommi	FIN
83	RICCARDO Gregori	ITA

N° No.	Pilote Driver	Nat
-----------	------------------	-----

16 Concurrents / Competitors

#### Série / Group C

43	MARTINS Victor	FRA
31	SANSON Julien	FRA
47	MARTINEZ CLAVELL David	SPA
82	MC DONNELL Sam	IRL
18	WAGNER Kevin	GER
57	KUWABARA-WAGG Julian	FRA
11	SCHUTZE Leon	GER
48	VAN PELT Rens	BEL
28	GHIRETTI Alessandro	FRA
25	DEGENBECK Patrick	GER
13	DE AMICIS Giulio	ITA
90	LEHMANN Enzo	FRA
38	FONTANELLA Enzo	BRA
17	WURSTER Nico	GER
26	BORN Miklas	SUI
14	TAUSCHER Alexander	GER

16 Concurrents / Competitors

#### Série / Group D

5	PELTOLA Ossi	FIN
63	NYBERG Tobias	NOR
41	HAWKEY Ethan	GBR
81	LAHOZ LOPEZ Alejandro	SPA
88	LU Hugo	CAN
29	JENOUVRIER Alexandre	FRA
30	MOYA Rubén	SPA
37	FONTECHA MARTINEZ Ayrton	SPA
45	DIAS Xavier	FRA
20	TANAPONGPAN Sutumno	THA
33	RAUSENS Thibaut	BEL
50	CONNOLLY Kyle	GBR
3	CLAUDE Léonie	FRA
7	WEBER Marcel	GER
70	JEPPSSON Alexander	SWE
52	COLOMES Alexandre	FRA

16 Concurrents / Competitors

Affiché à

Le Président du Collège

Cl	N°	Concurrent	Pilote	Nat	Nat	Tours	Ecart	M.Tour	Vitesse	Pénalité	Points
Rnk	No.	Entrant	Driver			Laps	Gap	B.Lap	Speed	Penalty	
1	1	BN Racing	MALUKAS David	USA		8		51.157	88,38		0
2	53	Fusion Motorsport	LULHAM Chris	GBR		8	+0.234	51.257	88,21		2
3	56	Fusion Motorsport	YU Royce	CHN		8	+2.672	51.618	87,59		3
4	89	Evokart Srl	GUIDETTI Jacopo	ITA		8	+2.841	51.603	87,62		4
5	35	SG Drivers	ETEKI Adam	FRA		8	+3.922	51.749	87,37		5
6	2	BKC Racing	BRADSHAW Callum	GBR		8	+3.976	51.301	88,13		6
7	34	Kartland	CHAPPARD Franck	FRA		8	+4.103	51.317	88,11		7
8	24	240 Racing	MIALANE Thomas	FRA		8	+4.956	51.214	88,28		8
9	19	Mad-Croc Karting	ALATALO William	FIN		8	+5.445	51.444	87,89		9
10	42	Praga SRL	PETELET Milan	FRA		8	+5.500	51.252	88,22		10
11	55	EGP Racing	TUUR Stalmans	BEL		8	+6.192	51.633	87,57		11
12	59	Greetham	GREETHAM Oliver	GBR		8	+6.475	51.499	87,79		12
13	36	Treffe Racing	MALIZIA Arnaud	FRA		8	+7.584	51.519	87,76		13
14	68	Comer Spa	BJORNSTAD Petter	NOR		8	+7.664	51.456	87,87		14
15	10	Mad-Croc Karting	LINTUKANTO Leevi	FIN		8	+7.833	51.596	87,63		15
16	6	CV-Racing Team by HTTP	SPRINGOB Jan Philipp	GER		8	+8.810	51.695	87,46		16
17	46	Bouchabke Imad	BOUCHABKE Rubens	LIB		8	+9.782	51.892	87,13		17
18	40	Top-Kart Germany	SEYHAN Javin Lewis	GER		8	+10.303	51.934	87,06		18
19	66	Karting Club Condroz	POTTY Antoine	BEL		8	+10.521	51.820	87,25		19
20	27	Ludo Racing	ROCCA Maxime	FRA		8	+10.769	51.942	87,05		20
21	44	Yu Andy	YU Dante	USA		8	+11.209	51.353	88,04		21
22	12	Moccia Angelino	MOCCIA Savio	SUI		8	+11.769	51.824	87,24		22
23	21	VDK Racing	GOLDSTEIN Elie	BEL		8	+12.686	51.335	88,08		23
24	32	Athens Kart Shop	D'ARCY Alexander	GRE		8	+14.173	51.807	87,27		24
25	51	Fusion Motorsport	TAN Ethan	SIN		8	+14.660	51.926	87,07		25
26	23	Team NKS	RICHTER Alexander	GER		8	+15.295	52.313	86,43		26
27	61	Wigger Andreas	WIGGER Elias	SUI		8	+15.494	52.099	86,78		27
28	15	Mad-Croc Karting	HEINO Tommi	FIN		8	+16.781	52.212	86,60		28
29	16	Mad-Croc Karting	VALKEEJARVI Valtteri	FIN		8	+17.625	52.333	86,40		29
30	83	Riccardo	RICCARDO Gregori	ITA		8	+17.939	52.460	86,19		30
31	54	Masala Claudio	MASALA Mario	ITA		8	+18.304	52.534	86,06		31
32	9	CV-Racing Team by HTTP	DAMHUIS Philipp	GER		8	+20.205	51.782	87,31	+10.000	32

#### Déclassé de la manche / Excluded

91	Le Castellet Kart Racing	VERREAUX Pierre-Andrea	FRA	
----	--------------------------	------------------------	-----	--

N° 91 Exclusion de la manche : Exclusion from the heat : Aide extérieure en pré-grille

A repris sa place après la ligne rouge / In taken his seat back after the red line

N° 9 10" de pénalité : Carénage avant mal installé / Incorrectly installed front fairing

Sous réserve du contrôle technique ou de fait sportif

Le Chronométrage

Affiché à

Le Président du Collège

Tour	Secteur 1	Secteur 2	Secteur 3	Temps
Lap	Sector 1	Sector 2	Sector 3	Time

#### 1 MALUKAS David

	14.888	23.597		
	START			
	24.122	24.542	33.928	
1	19.309	14.054	20.417	53.780
2	18.170	13.911	20.224	52.305
3	17.887	13.724	20.098	51.709
4	17.801	13.789	20.230	51.820
5	18.305	13.650	19.962	51.917
6	17.942	13.690	19.974	51.606
7	17.663	13.647	19.952	51.262
	FINISH			
8	17.640	13.644	19.873	51.157

#### 2 BRADSHAW Callum

	14.747	22.615		
	START			
	24.356	24.861	33.316	
1	20.379	14.280	20.471	55.130
2	18.139	13.866	20.622	52.627
3	18.261	14.273	20.836	53.370
4	17.994	13.813	20.321	52.128
5	17.829	13.693	19.993	51.515
6	17.704	13.699	19.972	51.375
7	17.713	13.686	19.902	51.301
	FINISH			
8	17.658	13.931	20.245	51.834

#### 6 SPRINGOB Jan Philipp

	15.618	21.655		
	START			
	24.733	24.198	30.716	
1	21.162	14.627	20.871	56.660
2	18.288	14.048	20.820	53.156
3	18.359	13.964	20.424	52.747
4	18.189	13.764	20.437	52.390
5	17.950	14.055	20.287	52.292
6	17.857	13.854	20.146	51.857
7	17.909	13.718	20.068	51.695
	FINISH			
8	17.820	13.800	20.100	51.720

Tour	Secteur 1	Secteur 2	Secteur 3	Temps
Lap	Sector 1	Sector 2	Sector 3	Time

#### 9 DAMHUIS Philipp

	15.336	22.087		
	START			
	24.031	24.690	31.663	
1	21.868	14.902	20.704	57.474
2	18.397	13.961	20.847	53.205
3	18.252	13.966	20.311	52.529
4	18.440	13.894	20.583	52.917
5	18.191	13.877	20.306	52.374
6	18.075	13.812	20.468	52.355
7	17.912	13.835	20.035	51.782
	FINISH			
8	17.804	13.761	20.295	51.860

#### 10 LINTUKANTO Leevi

	15.321	22.139		
	START			
	24.003	24.793	32.020	
1	21.384	15.017	20.826	57.227
2	18.118	13.957	20.407	52.482
3	18.027	13.871	20.570	52.468
4	18.183	14.071	20.314	52.568
5	17.915	13.708	20.250	51.873
6	17.897	13.703	20.022	51.622
7	17.882	13.773	19.941	51.596
	FINISH			
8	17.814	13.790	20.895	52.499

#### 12 MOCCIA Savio

	15.646	21.708		
	START			
	24.077	23.807	31.420	
1	21.429	14.952	21.689	58.070
2	18.459	14.012	20.906	53.377
3	18.441	14.296	20.416	53.153
4	18.129	14.000	20.309	52.438
5	18.029	13.886	20.174	52.089
6	18.002	13.981	20.128	52.111
7	17.915	13.849	20.060	51.824
	FINISH			
8	17.911	14.239	20.171	52.321

## X 30 CHALLENGE EUROPA 2016

X30 Junior

(Jun) Qualifying Heat A-B

Historique / Records

Tour	Secteur 1	Secteur 2	Secteur 3	Temps
Lap	Sector 1	Sector 2	Sector 3	Time

**15 HEINO Tommi**

	15.873	21.873		
	START			
	23.472	24.378	30.133	
1	22.447	15.212	20.947	58.606
2	18.416	14.630	20.558	53.604
3	18.987	14.758	21.047	54.792
4	18.139	14.064	20.387	52.590
5	18.032	13.941	20.385	52.358
6	17.949	14.020	20.736	52.705
7	18.396	14.144	20.261	52.801
	FINISH			
8	18.018	13.919	20.275	52.212

**16 VALKEEJARVI Valtteri**

	15.564	21.648		
	START			
	23.172	23.513	30.233	
1	22.749	15.092	21.334	59.175
2	18.508	14.504	20.838	53.850
3	18.682	14.629	21.178	54.489
4	18.157	14.081	20.474	52.712
5	18.149	14.060	20.438	52.647
6	18.046	14.024	20.411	52.481
7	18.024	14.256	20.499	52.779
	FINISH			
8	17.965	13.939	20.429	52.333

**19 ALATALO William**

	15.098	22.035		
	START			
	24.040	24.781	32.586	
1	20.167	14.321	20.550	55.038
2	18.145	13.963	20.328	52.436
3	18.229	14.124	20.747	53.100
4	18.010	14.381	20.382	52.773
5	17.901	13.751	19.982	51.634

Tour	Secteur 1	Secteur 2	Secteur 3	Temps
Lap	Sector 1	Sector 2	Sector 3	Time

6	17.810	13.719	20.046	51.575
7	17.718	13.729	19.997	51.444
	FINISH			
8	17.693	13.970	20.686	52.349

**21 GOLDSTEIN Elie**

		14.887	22.636	
	START			
	24.470	24.910	32.863	
1	27.449	14.285	20.767	1:02.501
2	18.286	14.212	20.508	53.006
3	18.249	14.595	20.651	53.495
4	17.885	13.861	20.069	51.815
5	17.825	14.423	20.140	52.388
6	18.011	13.746	20.128	51.885
7	17.853	13.675	19.957	51.485
	FINISH			
8	17.688	13.720	19.927	51.335

**23 RICHTER Alexander**

		15.415	21.565	
	START			
	23.249	23.452	30.452	
1	22.422	14.841	20.962	58.225
2	18.487	14.139	20.566	53.192
3	19.272	14.358	20.450	54.080
4	18.101	13.931	20.281	52.313
5	18.409	14.090	20.282	52.781
6	18.009	14.006	20.308	52.323
7	18.149	14.311	20.389	52.849
	FINISH			
8	18.431	13.959	20.215	52.605

**24 MIALANE Thomas**

		14.980	22.041	
	START			
	24.426	24.904	32.285	

X 30 CHALLENGE EUROPA 2016

X30 Junior

(Jun) Qualifying Heat A-B

Historique / Records

Tour	Secteur 1	Secteur 2	Secteur 3	Temps
Lap	Sector 1	Sector 2	Sector 3	Time
1	20.548	14.327	20.593	55.468
2	18.552	13.928	20.665	53.145
3	17.987	13.899	20.864	52.750
4	17.863	13.852	20.310	52.025
5	17.820	13.673	20.185	51.678
6	17.750	13.680	19.998	51.428
7	17.607	13.682	19.925	51.214
FINISH				
8	17.688	13.736	20.300	51.724

**27 ROCCA Maxime**

	15.920	21.762		
START				
	23.691	23.915	31.178	
1	21.298	14.931	20.894	57.123
2	18.518	14.067	20.494	53.079
3	18.273	14.008	20.387	52.668
4	18.177	13.994	20.278	52.449
5	18.196	13.902	20.224	52.322
6	18.073	13.890	20.327	52.290
7	18.033	13.848	20.263	52.144
FINISH				
8	17.957	13.834	20.151	51.942

**32 D'ARCY Alexander**

	15.879	21.650		
START				
	24.207	24.243	30.606	
1	23.122	14.979	20.836	58.937
2	18.603	14.887	20.762	54.252
3	18.747	14.372	20.476	53.595
4	18.009	13.816	20.074	51.899
5	18.113	14.316	20.304	52.733
6	18.195	14.128	20.085	52.408
7	17.859	14.003	20.168	52.030
FINISH				
8	17.838	13.831	20.138	51.807

Tour	Secteur 1	Secteur 2	Secteur 3	Temps
Lap	Sector 1	Sector 2	Sector 3	Time

**34 CHAPPARD Franck**

		15.028	22.129	
START				
	24.544	24.978	32.251	
1	20.747	14.314	20.480	55.541
2	18.287	13.971	20.169	52.427
3	18.038	14.048	20.714	52.800
4	18.021	13.754	20.392	52.167
5	17.876	13.719	20.046	51.641
6	17.668	13.670	19.979	51.317
7	17.729	13.723	19.989	51.441
FINISH				
8	17.633	13.783	20.150	51.566

**35 ETEKI Adam**

		14.820	22.097	
START				
	24.581	24.894	32.694	
1	19.887	14.277	20.494	54.658
2	18.162	13.914	20.536	52.612
3	18.132	13.872	20.157	52.161
4	18.024	13.809	20.188	52.021
5	17.938	13.788	20.145	51.871
6	17.863	13.778	20.108	51.749
7	17.869	13.821	20.122	51.812
FINISH				
8	17.812	13.829	20.456	52.097

**36 MALIZIA Arnaud**

		15.035	22.125	
START				
	24.403	25.034	32.348	
1	20.455	14.254	20.604	55.313
2	18.314	13.895	20.385	52.594
3	18.460	14.427	21.524	54.411
4	18.092	14.027	20.552	52.671
5	17.889	13.779	20.244	51.912

X 30 CHALLENGE EUROPA 2016

X30 Junior

(Jun) Qualifying Heat A-B

Historique / Records

Tour	Secteur 1	Secteur 2	Secteur 3	Temps
Lap	Sector 1	Sector 2	Sector 3	Time
6	17.843	13.729	20.066	51.638
7	17.814	13.676	20.029	51.519
FINISH				
8	17.778	13.789	20.858	52.425

**40 SEYHAN Javin Lewis**

		15.387	21.690	
START				
	24.118	24.292	31.938	
1	20.873	14.656	20.798	56.327
2	18.396	14.378	20.460	53.234
3	18.173	13.911	20.381	52.465
4	18.078	14.066	21.339	53.483
5	18.177	13.894	20.383	52.454
6	18.012	13.776	20.146	51.934
7	17.948	13.824	20.174	51.946
FINISH				
8	17.875	13.823	20.861	52.559

**42 PETELET Milan**

		14.926	23.320	
START				
	24.888	24.938	32.488	
1	21.534	14.500	20.758	56.792
2	18.061	13.887	20.320	52.268
3	18.095	14.112	20.854	53.061
4	18.114	13.708	20.235	52.057
5	17.862	13.798	20.277	51.937
6	17.705	13.649	19.898	51.252
7	17.737	13.678	19.874	51.289
FINISH				
8	17.640	13.686	20.641	51.967

**44 YU Dante**

		14.861	23.223	
START				
	24.223	24.848	33.616	

Tour	Secteur 1	Secteur 2	Secteur 3	Temps
Lap	Sector 1	Sector 2	Sector 3	Time
1	27.326	14.193	20.469	1:01.988
2	18.350	14.066	20.414	52.830
3	18.848	14.144	20.593	53.585
4	17.882	13.851	20.113	51.846
5	18.058	13.906	20.063	52.027
6	17.737	13.743	19.974	51.454
7	17.699	13.720	19.934	51.353
FINISH				
8	17.782	13.859	19.896	51.537

**46 BOUCHABKE Rubens**

		15.136	22.210	
START				
	24.391	24.563	31.268	
1	21.192	14.708	20.769	56.669
2	18.505	14.047	21.084	53.636
3	18.110	13.955	20.324	52.389
4	18.047	13.908	20.566	52.521
5	17.961	14.045	20.539	52.545
6	17.977	13.755	20.195	51.927
7	17.962	13.835	20.095	51.892
FINISH				
8	17.858	13.974	20.473	52.305

**51 TAN Ethan**

		15.412	21.942	
START				
	24.797	24.017	31.156	
1	26.948	14.467	20.600	1:02.015
2	18.208	14.007	20.409	52.624
3	18.334	14.074	20.687	53.095
4	18.231	13.900	20.121	52.252
5	18.081	13.967	20.068	52.116
6	18.084	14.069	20.060	52.213
7	17.968	13.990	20.287	52.245
FINISH				
8	18.139	13.800	19.987	51.926



## X 30 CHALLENGE EUROPA 2016

X30 Junior

(Jun) Qualifying Heat A-B

Historique / Records

Tour	Secteur 1	Secteur 2	Secteur 3	Temps
Lap	Sector 1	Sector 2	Sector 3	Time

**53 LULHAM Chris**

		14.849	23.747	
	START			
	23.937	24.442	34.376	
1	19.597	14.021	20.376	53.994
2	18.153	13.874	20.190	52.217
3	17.993	13.770	20.019	51.782
4	17.799	13.718	20.200	51.717
5	17.883	13.850	20.036	51.769
6	18.173	13.732	19.847	51.752
7	17.774	13.653	19.881	51.308
	FINISH			
8	17.713	13.664	19.880	51.257

**54 MASALA Mario**

		15.355	21.601	
	START			
	23.009	23.837	29.881	
1	22.739	15.208	21.192	59.139
2	18.782	14.718	20.746	54.246
3	18.689	14.386	21.074	54.149
4	18.242	14.170	20.308	52.720
5	18.171	14.085	20.398	52.654
6	18.036	14.187	20.311	52.534
7	18.015	14.292	20.618	52.925
	FINISH			
8	18.111	14.099	20.392	52.602

**55 TUUR Stalmans**

		14.923	22.165	
	START			
	24.032	24.976	32.114	
1	20.508	14.414	20.537	55.459
2	18.299	13.893	20.292	52.484
3	18.067	13.948	20.473	52.488
4	18.028	14.066	20.362	52.456
5	18.051	13.923	20.621	52.595

Tour	Secteur 1	Secteur 2	Secteur 3	Temps
Lap	Sector 1	Sector 2	Sector 3	Time

6	17.834	13.729	20.070	51.633
7	17.870	13.710	20.084	51.664
	FINISH			
8	17.864	13.802	20.103	51.769

**56 YU Royce**

		14.881	22.425	
	START			
	24.147	24.992	32.879	
1	19.885	14.125	20.463	54.473
2	18.252	13.885	20.234	52.371
3	18.088	13.866	20.219	52.173
4	17.978	13.769	20.075	51.822
5	17.799	13.818	20.129	51.746
6	17.740	13.880	20.032	51.652
7	17.818	13.762	20.038	51.618
	FINISH			
8	17.731	13.898	20.365	51.994

**59 GREETHAM Oliver**

		15.166	22.287	
	START			
	23.927	24.691	31.871	
1	20.885	14.551	20.824	56.260
2	18.286	13.945	20.202	52.433
3	18.184	13.857	21.169	53.210
4	18.121	13.979	20.114	52.214
5	17.941	13.835	20.127	51.903
6	17.925	13.773	19.967	51.665
7	17.762	13.807	19.930	51.499
	FINISH			
8	17.811	13.768	20.075	51.654

**61 WIGGER Elias**

		15.758	21.512	
	START			
	23.656	24.452	30.023	

X 30 CHALLENGE EUROPA 2016

X30 Junior

(Jun) Qualifying Heat A-B

Historique / Records

Tour Lap	Secteur 1 Sector 1	Secteur 2 Sector 2	Secteur 3 Sector 3	Temps Time
1	22.594	14.753	20.934	58.281
2	18.948	14.168	20.602	53.718
3	19.202	14.387	20.969	54.558
4	18.352	14.144	20.252	52.748
5	18.072	14.328	20.295	52.695
6	18.062	14.190	20.360	52.612
7	18.024	13.915	20.160	52.099
FINISH				
8	18.073	13.991	20.074	52.138

**66 POTTY Antoine**

15.436		21.727			
START					
24.315		23.816		31.793	
1	21.158	15.324	20.956	57.438	
2	18.260	13.994	20.663	52.917	
3	18.349	13.956	20.339	52.644	
4	18.379	13.861	20.521	52.761	
5	17.984	13.804	20.374	52.162	
6	18.037	13.813	20.481	52.331	
7	17.938	13.868	20.491	52.297	
FINISH					
8	17.901	13.732	20.187	51.820	

**68 BJORNSTAD Petter**

15.376		21.975			
START					
23.956		24.783		32.392	
1	20.512	14.200	20.533	55.245	
2	18.358	14.199	20.390	52.947	
3	18.363	13.956	21.361	53.680	
4	18.212	14.423	20.757	53.392	
5	17.972	13.843	20.064	51.879	
6	17.851	13.788	20.056	51.695	
7	17.799	13.763	19.894	51.456	
FINISH					
8	17.781	13.722	20.575	52.078	

Tour Lap	Secteur 1 Sector 1	Secteur 2 Sector 2	Secteur 3 Sector 3	Temps Time
-------------	-----------------------	-----------------------	-----------------------	---------------

**83 RICCARDO Gregori**

15.801		21.898			
START					
23.517		24.313		29.936	
1	21.622	14.531	21.178	57.331	
2	18.472	14.243	20.873	53.588	
3	19.091	14.171	20.426	53.688	
4	18.163	14.106	20.405	52.674	
5	18.226	14.589	20.356	53.171	
6	17.991	15.128	20.811	53.930	
7	18.353	14.851	20.572	53.776	
FINISH					
8	18.052	14.058	20.350	52.460	

**89 GUIDETTI Jacopo**

14.957		23.339			
START					
24.136		24.781		33.428	
1	19.789	14.179	20.426	54.394	
2	18.281	13.922	20.236	52.439	
3	18.097	13.862	20.143	52.102	
4	17.980	13.822	20.013	51.815	
5	17.926	13.789	20.103	51.818	
6	17.805	13.864	20.004	51.673	
7	17.809	13.790	20.004	51.603	
FINISH					
8	17.788	14.140	20.443	52.371	

**91 VERREAUX Pierre-Andrea**

START				
20.445		30.731		
1	21.752	14.577	21.157	57.486
2	18.493	13.971	21.019	53.483
3	23.201	15.476	23.284	1:01.961
FINISH				

Grille / Grid	53	1	44	89	2	21	56	42	35	36	19	34	68	10	24	59	55	9	40	46	66	51	12	6	27	32	91	61	23	15	16	83	54
---------------	----	---	----	----	---	----	----	----	----	----	----	----	----	----	----	----	----	---	----	----	----	----	----	---	----	----	----	----	----	----	----	----	----

	1.	2.	3.	4.	5.	6.	7.	8.	9.	10.	11.	12.	13.	14.	15.	16.	17.	18.	19.	20.	21.	22.	23.	24.	25.	26.	27.	28.	29.	30.	31.	32.	33.
Départ / Start	53	1	44	89	2	21	56	42	35	19	36	34	68	10	24	59	55	9	46	40	66	51	6	12	32	61	27	91	23	15	16	83	54
Tour / Lap 1	1	53	89	56	35	2	19	36	68	34	24	55	42	59	40	46	10	6	9	66	27	91	12	83	61	23	32	15	16	54	44	21	51
Tour / Lap 2	1	53	89	56	35	2	19	36	34	68	55	42	24	59	10	40	6	46	9	66	27	91	12	83	23	61	15	44	32	16	21	54	51
Tour / Lap 3	1	53	89	56	35	19	2	34	55	24	42	68	36	59	10	40	46	6	9	66	27	12	83	23	44	61	32	21	51	15	16	54	91
Tour / Lap 4	1	53	89	56	35	2	34	19	55	24	42	59	36	10	68	46	6	40	9	66	27	12	83	23	44	32	21	61	51	15	16	54	
Tour / Lap 5	53	1	89	56	35	2	34	19	24	42	55	59	36	10	68	6	46	40	66	9	27	12	44	23	83	32	21	51	61	15	16	54	
Tour / Lap 6	1	53	89	56	35	2	34	19	24	42	55	59	36	10	68	6	46	40	66	9	27	12	44	23	21	32	51	61	83	15	16	54	
Tour / Lap 7	1	53	89	56	35	2	34	19	24	42	55	59	36	10	68	6	46	40	9	66	27	12	44	21	32	23	51	61	15	16	83	54	
Tour / Lap 8	1	53	56	89	35	2	34	24	19	42	55	59	36	68	10	6	46	9	40	66	27	44	12	21	32	51	23	61	15	16	83	54	

Cl	N°	Concurrent	Pilote	Nat	Nat	Tours	Ecart	M.Tour	Vitesse	Pénalité	Points
Rnk	No.	Entrant	Driver			Laps	Gap	B.Lap	Speed	Penalty	
1	43	VDK Racing	MARTINS Victor	FRA		8		51.830	87,23		0
2	81	Lahoz Ramon	LAHOZ LOPEZ Alejandro	SPA		8	+1.134	51.607	87,61		2
3	41	Mick Barrett Racing	HAWKEY Ethan	GBR		8	+1.603	51.766	87,34		3
4	47	Martinez Fedi Pablo	MARTINEZ CLAVELL David	SPA		8	+3.622	51.950	87,03		4
5	63	Comer Spa	NYBERG Tobias	NOR		8	+3.783	51.806	87,27		5
6	82	BKC Racing	MC DONNELL Sam	IRL		8	+4.093	51.588	87,64		6
7	29	Ludo Racing	JENOUVRIER Alexandre	FRA		8	+4.287	51.485	87,82		7
8	5	Peltola Ismo	PELTOLA Ossi	FIN		8	+4.563	51.454	87,87		8
9	11	AK-Racing Germany	SCHUTZE Leon	GER		8	+5.043	51.571	87,67		9
10	30	LTP Competition	MOYA Rubén	SPA		8	+6.129	51.754	87,36		10
11	57	Wagg Jonathan	KUWABARA-WAGG Julian	FRA		8	+6.313	51.806	87,27		11
12	31	Sanson François	SANSON Julien	FRA		8	+6.696	51.464	87,85		12
13	48	Van Pelt	VAN PELT Rens	BEL		8	+7.226	51.498	87,80		13
14	25	RS-Motorsport	DEGENBECK Patrick	GER		8	+8.814	52.098	86,79		14
15	88	HL Racing	LU Hugo	CAN		8	+10.600	51.979	86,98		15
16	38	Ludo Racing	FONTANELLA Enzo	BRA		8	+10.812	52.280	86,48		16
17	20	Super Winforce RT	TANAPONGPAN Sutumno	THA		8	+10.920	52.515	86,10		17
18	18	MSC Langenfeld	WAGNER Kevin	GER		8	+11.095	52.325	86,41		18
19	52	Ludo Racing	COLOMES Alexandre	FRA		8	+11.323	51.899	87,12		19
20	14	Tauscher	TAUSCHER Alexander	GER		8	+11.493	51.511	87,77		20
21	37	AC Motorsport	FONTECHA MARTINEZ Ayrton	SPA		8	+11.553	51.893	87,13		21
22	33	DCK Karting	RAUSENS Thibaut	BEL		8	+11.629	52.225	86,57		22
23	3	AKLE25	CLAUDE Léonie	FRA		8	+11.707	52.073	86,83		23
24	45	VDK Racing	DIAS Xavier	FRA		8	+11.867	51.561	87,69		24
25	70	PDB Racing	JEPPSSON Alexander	SWE		8	+11.924	51.969	87,00		25
26	7	Team Zinner/PST GmbH	WEBER Marcel	GER		8	+12.170	51.921	87,08		26
27	13	De Amicis Antonello	DE AMICIS Giulio	ITA		8	+14.302	52.162	86,68		27
28	17	Lanari Racing Team	WURSTER Nico	GER		8	+23.618	52.028	86,90	+10.000	28
29	26	Born Christian	BORN Miklas	SUI		8	+30.600	53.328	84,78		29
30	50	Connolly William	CONNOLLY Kyle	GBR		4	+4 Laps	52.298	86,45		30
31	28	ASK La Grande Motte	GHIRETTI Alessandro	FRA			+8 Laps				31
32	90	Foti Sébastien	LEHMANN Enzo	FRA			+8 Laps				32

#### Pas un tour / No lap

28	ASK La Grande Motte	GHIRETTI Alessandro	FRA		31
90	Foti Sébastien	LEHMANN Enzo	FRA		32

N° 17 10" de pénalité : Carénage avant mal installé / Incorrectly installed front fairing

Sous réserve du contrôle technique ou de fait sportif

Le Chronométrage

Affiché à

Le Président du Collège

Tour	Secteur 1	Secteur 2	Secteur 3	Temps
Lap	Sector 1	Sector 2	Sector 3	Time

#### 3 CLAUDE Léonie

	15.678	21.296		
	START			
	20.046	25.777	37.707	
1	22.949			59.525
2	18.575			53.287
3	18.165			52.580
4	18.079			52.295
5	18.125			52.229
6	18.127			52.073
7	18.337			53.780
	FINISH			
8	18.010			52.581

#### 5 PELTOLA Ossi

	14.880	20.806		
	START			
	22.470	26.600	40.453	
1	19.628			55.769
2	18.309			52.886
3	18.183			52.817
4	17.913			52.172
5	18.064			53.182
6	19.055			52.973
7	17.842			51.688
	FINISH			
8	17.736			51.454

#### 7 WEBER Marcel

	15.694	21.787		
	START			
	19.302	25.623	37.551	
1	23.173			59.459
2	18.905			54.500
3	18.148			52.529
4	18.094			52.640
5	17.985			52.032
6	17.949			51.921
7	18.011			53.119
	FINISH			
8	18.036			52.492

Tour	Secteur 1	Secteur 2	Secteur 3	Temps
Lap	Sector 1	Sector 2	Sector 3	Time

#### 11 SCHUTZE Leon

	15.127	21.304		
	START			
	20.883	26.061	39.089	
1	20.951			57.320
2	18.133			53.003
3	17.932			51.989
4	17.821			51.993
5	17.842			52.170
6	19.037			53.142
7	17.759			51.571
	FINISH			
8	17.777			51.630

#### 13 DE AMICIS Giulio

	15.559	21.355		
	START			
	20.167	25.996	38.293	
1	25.440			1:00.556
2	18.930			54.936
3	18.039			52.619
4	18.094			52.946
5	18.064			52.341
6	18.165			52.682
7	18.018			52.162
	FINISH			
8	18.071			53.143

#### 14 TAUSCHER Alexander

	15.477	21.771		
	START			
	19.549	25.739	37.309	
1	22.611			58.941
2	18.878			53.833
3	18.082			52.770
4	18.194			52.523
5	17.899			51.733
6	17.863			51.511
7	18.356			53.487
	FINISH			
8	17.851			52.590

X 30 CHALLENGE EUROPA 2016

X30 Junior

(Jun) Qualifying Heat C-D

Historique / Records

Tour	Secteur 1	Secteur 2	Secteur 3	Temps
Lap	Sector 1	Sector 2	Sector 3	Time

**17 WURSTER Nico**

	15.566	21.768		
	START			
	19.603	25.275	37.793	
1	23.473			59.341
2	18.854			53.446
3	18.176			55.010
4	18.416			52.772
5	18.014			52.028
6	18.173			52.272
7	18.447			52.535
	FINISH			
8	18.084			52.327

**18 WAGNER Kevin**

	15.301	21.650		
	START			
	20.989	25.962	39.519	
1	20.354			56.948
2	18.064			52.325
3	17.995			52.712
4	17.908			53.015
5	18.371			52.409
6	18.839			54.126
7	18.504			53.821
	FINISH			
8	18.336			53.722

**20 TANAPONGPAN Sutumno**

	15.516	21.414		
	START			
	20.024	26.364	37.990	
1	21.359			57.343
2	18.769			53.145
3	18.178			53.220
4	18.011			52.576
5	18.266			52.515

Tour	Secteur 1	Secteur 2	Secteur 3	Temps
Lap	Sector 1	Sector 2	Sector 3	Time

6	18.069			52.561
7	18.719			53.316
	FINISH			
8	18.342			53.882

**25 DEGENBECK Patrick**

	15.529	21.217		
	START			
	20.790	25.983	38.323	
1	21.979			57.254
2	19.128			54.243
3	17.952			52.177
4	17.929			52.282
5	18.518			52.830
6	18.083			52.446
7	18.410			52.870
	FINISH			
8	18.018			52.098

**26 BORN Miklas**

	15.811	21.280		
	START			
	20.243	25.205	37.751	
1	22.204			59.014
2	18.732			53.356
3	18.276			53.352
4	18.373			1:06.131
5	19.207			54.785
6	18.707			53.744
7	18.484			53.352
	FINISH			
8	18.533			53.328

**28 GHIRETTI Alessandro**

	15.434	21.213		
	START			
	20.776	25.915	38.613	

X 30 CHALLENGE EUROPA 2016

X30 Junior

(Jun) Qualifying Heat C-D

Historique / Records

Tour	Secteur 1	Secteur 2	Secteur 3	Temps
Lap	Sector 1	Sector 2	Sector 3	Time

FINISH

**29 JENOUVRIER Alexandre**

	15.003	21.304	
START			
	21.060	26.704	39.241
1	21.262		57.504
2	18.185		52.726
3	17.919		51.816
4	17.954		52.238
5	17.785		52.196
6	18.602		52.614
7	17.826		51.605
FINISH			
8	17.809		51.485

**30 MOYA Rubén**

	15.034	21.120	
START			
	21.252	26.739	38.998
1	20.496		55.827
2	18.269		52.388
3	17.954		52.099
4	18.023		52.652
5	18.039		53.192
6	19.700		53.683
7	17.899		51.754
FINISH			
8	18.053		52.345

**31 SANSON Julien**

	14.746	20.961	
START			
	22.918	26.417	40.504
1	19.162		59.005
2	18.494		52.997
3	17.935		52.191

Tour	Secteur 1	Secteur 2	Secteur 3	Temps
Lap	Sector 1	Sector 2	Sector 3	Time

4	17.811			51.504
5	18.413			52.470
6	18.530			53.510
7	18.101			51.899
FINISH				
8	17.790			51.464

**33 RAUSENS Thibaut**

	15.429	21.436	
START			
	19.964	26.061	38.057
1	21.780		57.998
2	18.950		53.767
3	18.086		52.225
4	18.022		52.307
5	18.481		52.678
6	18.103		52.390
7	19.222		53.908
FINISH			
8	18.237		53.608

**37 FONTECHA MARTINEZ Ayrton**

	15.413	21.402	
START			
	20.453	26.013	38.913
1	23.173		58.614
2	19.291		53.835
3	18.377		52.518
4	17.825		51.893
5	18.390		52.752
6	18.001		52.241
7	18.841		53.264
FINISH			
8	18.392		54.060

**38 FONTANELLA Enzo**

	15.705	21.285	
--	--------	--------	--

X 30 CHALLENGE EUROPA 2016

X30 Junior

(Jun) Qualifying Heat C-D

Historique / Records

Tour	Secteur 1	Secteur 2	Secteur 3	Temps
Lap	Sector 1	Sector 2	Sector 3	Time
START				
	20.084	25.719	37.695	
1	22.026			57.784
2	18.585			53.392
3	18.118			52.319
4	17.961			52.280
5	18.636			52.727
6	18.092			52.452
7	18.548			53.168
FINISH				
8	18.352			53.633

**41 HAWKEY Ethan**

	14.786	20.865		
START				
	22.661	26.843	39.951	
1	20.136			55.019
2	18.242			52.635
3	18.065			52.264
4	17.992			52.479
5	17.893			51.855
6	17.998			51.906
7	17.913			51.766
FINISH				
8	17.915			51.852

**43 MARTINS Victor**

	14.887	21.111		
START				
	22.687	26.488	40.665	
1	19.041			53.524
2	18.176			52.535
3	18.117			52.330
4	17.888			52.072
5	17.903			51.930
6	17.923			51.970
7	17.860			51.830
FINISH				
8	18.043			52.282

Tour	Secteur 1	Secteur 2	Secteur 3	Temps
Lap	Sector 1	Sector 2	Sector 3	Time

**45 DIAS Xavier**

	14.811	21.196		
START				
	21.153	26.412	38.570	
1	24.511			1:00.587
2	19.109			53.899
3	18.148			52.544
4	18.152			52.099
5	17.835			51.758
6	17.824			51.561
7	18.629			54.446
FINISH				
8	17.899			52.456

**47 MARTINEZ CLAVELL David**

	15.304	21.544		
START				
	20.892	26.418	39.997	
1	19.877			55.213
2	18.242			52.640
3	18.150			52.653
4	17.978			52.444
5	17.963			52.452
6	18.030			52.464
7	17.931			52.037
FINISH				
8	17.968			51.950

**48 VAN PELT Rens**

	15.340	21.009		
START				
	21.059	26.003	38.795	
1	22.461			57.765
2	18.619			53.087
3	17.874			51.859
4	17.885			51.838
5	18.618			52.844



X 30 CHALLENGE EUROPA 2016

X30 Junior

(Jun) Qualifying Heat C-D

Historique / Records

Tour	Secteur 1	Secteur 2	Secteur 3	Temps
Lap	Sector 1	Sector 2	Sector 3	Time
6	18.519			53.479
7	18.527			52.322
FINISH				
8	<b>17.813</b>			<b>51.498</b>

Tour	Secteur 1	Secteur 2	Secteur 3	Temps
Lap	Sector 1	Sector 2	Sector 3	Time
5	18.309			53.296
6	19.020			53.499
7	<b>17.928</b>			<b>51.806</b>
FINISH				
8	<b>17.864</b>			52.180

**50 CONNOLLY Kyle**

		<b>15.547</b>	<b>21.411</b>	
START				
	<b>20.103</b>	25.953	37.963	
1	26.625			<b>1:01.256</b>
2	<b>18.237</b>			<b>53.552</b>
3	<b>17.963</b>			<b>52.298</b>
4	17.972			58.332
FINISH				

**63 NYBERG Tobias**

		<b>15.099</b>	<b>20.954</b>	
START				
	<b>22.187</b>	26.636	40.338	
1	<b>19.258</b>			<b>57.466</b>
2	<b>18.237</b>			<b>52.467</b>
3	<b>17.931</b>			<b>52.232</b>
4	<b>17.833</b>			<b>51.894</b>
5	17.847			52.249
6	17.993			<b>51.876</b>
7	18.029			52.070
FINISH				
8	18.005			<b>51.806</b>

**52 COLOMES Alexandre**

		<b>15.356</b>	<b>21.260</b>	
START				
	<b>19.467</b>	24.885	37.065	
1	22.033			<b>58.652</b>
2	<b>18.363</b>			<b>52.639</b>
3	<b>18.157</b>			<b>52.411</b>
4	<b>18.057</b>			<b>52.144</b>
5	18.105			52.735
6	<b>17.971</b>			<b>51.899</b>
7	18.956			53.175
FINISH				
8	18.469			53.688

**70 JEPSSON Alexander**

		<b>15.294</b>	<b>21.741</b>	
START				
	<b>19.543</b>	25.120	37.508	
1	22.064			<b>57.320</b>
2	<b>19.070</b>			<b>53.589</b>
3	<b>18.311</b>			<b>52.815</b>
4	<b>18.080</b>			<b>51.969</b>
5	18.203			53.236
6	18.146			52.026
7	18.728			54.527
FINISH				
8	18.269			52.629

**57 KUWABARA-WAGG Julian**

		<b>15.137</b>	<b>21.487</b>	
START				
	<b>20.764</b>	26.088	39.276	
1	20.968			<b>56.476</b>
2	<b>18.261</b>			<b>52.541</b>
3	<b>18.016</b>			<b>52.236</b>
4	<b>17.987</b>			<b>52.177</b>

**81 LAHOZ LOPEZ Alejandro**

		<b>14.912</b>	<b>20.987</b>	
START				

X 30 CHALLENGE EUROPA 2016

X30 Junior

(Jun) Qualifying Heat C-D

Historique / Records

Tour	Secteur 1	Secteur 2	Secteur 3	Temps
Lap	Sector 1	Sector 2	Sector 3	Time
	22.298	26.822	39.747	
1	20.606			55.588
2	18.267			52.518
3	18.008			52.080
4	17.799			52.003
5	17.834			51.783
6	17.871			51.860
7	17.866			51.770
	FINISH			
8	17.805			51.607

Tour	Secteur 1	Secteur 2	Secteur 3	Temps
Lap	Sector 1	Sector 2	Sector 3	Time

90 LEHMANN Enzo				
		15.584	21.357	
	START			
	20.255	25.822	37.997	
	FINISH			

82 MC DONNELL Sam

		15.387	21.690	
	START			
	20.893	26.324	39.781	
1	20.279			56.085
2	18.553			52.738
3	17.988			52.075
4	17.845			52.079
5	17.989			53.474
6	18.376			52.491
7	17.918			51.660
	FINISH			
8	17.705			51.588

88 LU Hugo

		15.140	21.531	
	START			
	20.881	26.754	39.591	
1	21.247			57.773
2	18.332			52.894
3	17.977			52.074
4	17.906			51.979
5	17.874			52.197
6	19.196			54.322
7	18.553			53.726
	FINISH			
8	18.316			53.621

Grille / Grid	43	5	31	63	47	41	82	81	18	88	57	29	11	30	48	37	28	45	25	20	13	33	90	50	38	3	17	7	26	70	14	52
---------------	----	---	----	----	----	----	----	----	----	----	----	----	----	----	----	----	----	----	----	----	----	----	----	----	----	---	----	---	----	----	----	----

	1.	2.	3.	4.	5.	6.	7.	8.	9.	10.	11.	12.	13.	14.	15.	16.	17.	18.	19.	20.	21.	22.	23.	24.	25.	26.	27.	28.	29.	30.	31.	32.
Départ / Start	43	5	31	63	47	41	82	81	88	18	57	29	30	11	20	37	45	48	28	25	33	13	90	38	50	3	7	26	70	17	52	14
Tour / Lap 1	43	41	47	5	81	82	30	57	18	63	11	29	20	88	25	48	31	33	38	37	70	26	52	3	7	14	45	17	13	50		
Tour / Lap 2	43	41	47	81	5	30	82	57	18	63	29	11	88	20	48	31	25	38	33	70	37	52	26	3	17	14	45	7	50	13		
Tour / Lap 3	43	41	81	47	30	82	5	57	63	18	29	11	88	48	31	20	25	38	33	37	70	52	3	26	45	14	7	50	13	17		
Tour / Lap 4	43	81	41	47	82	30	5	57	63	29	11	88	18	48	31	25	20	38	33	37	70	52	3	45	14	7	13	17	50	26		
Tour / Lap 5	43	81	41	47	63	30	82	5	29	11	57	88	18	31	48	20	25	38	33	37	52	70	3	45	14	7	13	17	26			
Tour / Lap 6	43	81	41	47	63	82	29	5	11	30	57	88	31	48	18	20	25	38	33	37	52	70	45	3	14	7	17	13	26			
Tour / Lap 7	43	81	41	47	63	82	29	5	11	30	57	31	48	25	88	20	38	18	37	52	33	14	3	70	45	7	13	17	26			
Tour / Lap 8	43	81	41	47	63	82	29	5	11	30	57	31	48	25	88	38	20	18	52	14	37	33	3	45	70	7	17	13	26			

Cl	N°	Concurrent	Pilote	Nat	Nat	Tours	Ecart	M.Tour	Vitesse	Points
Rnk	No.	Entrant	Driver			Laps	Gap	B.Lap	Speed	
1	1	BN Racing	MALUKAS David	USA		8		51.274	88,18	0
2	43	VDK Racing	MARTINS Victor	FRA		8	+2.157	51.409	87,95	2
3	21	VDK Racing	GOLDSTEIN Elie	BEL		8	+2.245	51.211	88,29	3
4	42	Praga SRL	PETELET Milan	FRA		8	+3.485	51.280	88,17	4
5	89	Evokart Srl	GUIDETTI Jacopo	ITA		8	+4.419	51.550	87,71	5
6	31	Sanson François	SANSON Julien	FRA		8	+4.516	51.500	87,79	6
7	34	Kartland	CHAPPARD Franck	FRA		8	+8.133	51.760	87,35	7
8	36	Treffle Racing	MALIZIA Arnaud	FRA		8	+8.321	51.693	87,47	8
9	18	MSC Langenfeld	WAGNER Kevin	GER		8	+8.517	51.445	87,89	9
10	28	ASK La Grande Motte	GHIRETTI Alessandro	FRA		8	+8.694	51.564	87,68	10
11	57	Wagg Jonathan	KUWABARA-WAGG Julian	FRA		8	+9.072	51.723	87,41	11
12	59	Greetham	GREETHAM Oliver	GBR		8	+9.964	51.840	87,22	12
13	48	Van Pelt	VAN PELT Rens	BEL		8	+10.008	51.378	88,00	13
14	90	Foti Sébastien	LEHMANN Enzo	FRA		8	+10.177	51.782	87,31	14
15	46	Bouchabke Imad	BOUCHABKE Rubens	LIB		8	+11.279	51.698	87,46	15
16	25	RS-Motorsport	DEGENBECK Patrick	GER		8	+11.407	51.726	87,41	16
17	11	AK-Racing Germany	SCHUTZE Leon	GER		8	+11.536	52.030	86,90	17
18	32	Athens Kart Shop	D'ARCY Alexander	GRE		8	+11.767	51.590	87,64	18
19	10	Mad-Croc Karting	LINTUKANTO Leevi	FIN		8	+12.152	51.789	87,30	19
20	38	Ludo Racing	FONTANELLA Enzo	BRA		8	+12.406	51.998	86,95	20
21	51	Fusion Motorsport	TAN Ethan	SIN		8	+12.589	51.784	87,31	21
22	6	CV-Racing Team by HTTP	SPRINGOB Jan Philipp	GER		8	+12.890	51.856	87,19	22
23	14	Tauscher	TAUSCHER Alexander	GER		8	+14.184	51.678	87,49	23
24	61	Wigger Andreas	WIGGER Elias	SUI		8	+14.867	52.108	86,77	24
25	26	Born Christian	BORN Miklas	SUI		8	+16.366	52.421	86,25	25
26	9	CV-Racing Team by HTTP	DAMHUIS Philipp	GER		8	+17.565	52.234	86,56	26
27	47	Martinez Fedi Pablo	MARTINEZ CLAVELL David	SPA		8	+18.419	51.645	87,55	27
28	82	BKC Racing	MC DONNELL Sam	IRL		8	+18.625	52.115	86,76	28
29	17	Lanari Racing Team	WURSTER Nico	GER		8	+19.099	51.930	87,07	29
30	13	De Amicis Antonello	DE AMICIS Giulio	ITA		8	+20.101	52.139	86,72	30
31	83	Riccardo	RICCARDO Gregori	ITA		8	+21.637	53.081	85,18	31
32	15	Mad-Croc Karting	HEINO Tommi	FIN			+8 Laps			32

Meilleur tour / Best lap: 21 GOLDSTEIN Elie - 51.211

Pas un tour / No lap

15	Mad-Croc Karting	HEINO Tommi	FIN		32
----	------------------	-------------	-----	--	----

Sous réserve du contrôle technique ou de fait sportif

Le Chronométrage



Affiché à

Le Président du Collège

Tour	Secteur 1	Secteur 2	Secteur 3	Temps
Lap	Sector 1	Sector 2	Sector 3	Time

#### 1 MALUKAS David

		14.412	20.954	
	START			
	22.159	24.086	37.284	
1	18.812	13.997	20.318	53.127
2	18.057			52.138
3	17.844			51.727
4	17.791	13.795	20.027	51.613
5	17.819	13.712	19.950	51.481
6	17.723	13.699	19.966	51.388
7	17.679	13.688	19.907	51.274
	FINISH			
8	17.732	13.651	19.981	51.364

#### 6 SPRINGOB Jan Philipp

		14.976	20.755	
	START			
	19.108	22.533	34.558	
1	21.976	14.450	20.981	57.407
2	18.409			52.965
3	17.951	14.783	20.572	53.306
4	17.947	13.905	21.108	52.960
5	18.142	13.851	20.308	52.301
6	17.958	13.773	20.125	51.856
7	17.904	13.884	20.655	52.443
	FINISH			
8	18.044	13.728	20.198	51.970

#### 9 DAMHUIS Philipp

		14.956	20.805	
	START			
	18.914	22.345	35.656	
1	21.194	14.519	21.431	57.144
2	18.238			57.059
3	18.411	14.180	20.268	52.859
4	18.204	14.105	20.226	52.535
5	18.240	13.937	20.240	52.417
6	18.193	15.038	20.400	53.631
7	18.061	13.951	20.222	52.234
	FINISH			
8	18.010	14.003	20.270	52.283

Tour	Secteur 1	Secteur 2	Secteur 3	Temps
Lap	Sector 1	Sector 2	Sector 3	Time

#### 10 LINTUKANTO Leevi

		14.422	20.597	
	START			
	20.455	23.962	36.017	
1	21.022	14.420	20.754	56.196
2	18.239			53.248
3	18.188	14.514	20.161	52.863
4	18.459	14.388	20.579	53.426
5	18.066	13.994	20.814	52.874
6	17.985	13.803	20.001	51.789
7	18.024	14.121	20.216	52.361
	FINISH			
8	18.226	13.943	20.136	52.305

#### 11 SCHUTZE Leon

		14.528	20.596	
	START			
	20.547	23.923	35.549	
1	19.970	14.103	21.243	55.316
2	18.258			52.655
3	18.317	14.869	20.828	54.014
4	18.645	14.357	20.353	53.355
5	17.980	14.452	20.320	52.752
6	17.876	14.171	20.093	52.140
7	17.788	13.723	20.519	52.030
	FINISH			
8	18.280	13.907	20.116	52.303

#### 13 DE AMICIS Giulio

		15.002	20.994	
	START			
	18.797	20.667	34.942	
1	22.454	14.757	20.927	58.138
2	18.196			54.931
3	18.074	14.617	20.412	53.103
4	18.047	14.213	20.279	52.539
5	17.952	13.857	20.685	52.494
6	18.019	17.863	20.856	56.738
7	18.296	13.860	20.338	52.494
	FINISH			
8	17.983	13.828	20.328	52.139

X 30 CHALLENGE EUROPA 2016

X30 Junior

(Jun) Qualifying Heat B-C

Historique / Records

Tour	Secteur 1	Secteur 2	Secteur 3	Temps
Lap	Sector 1	Sector 2	Sector 3	Time

**14 TAUSCHER Alexander**

	15.252	21.485		
	START			
	18.719	20.280	32.833	
1	21.593	14.388	20.802	56.783
2	18.247			56.273
3	17.981	14.377	20.528	52.886
4	18.285	13.976	20.230	52.491
5	17.975	13.783	20.440	52.198
6	17.897	14.130	20.191	52.218
7	17.833	13.695	20.150	51.678
	FINISH			
8	17.962	13.708	20.058	51.728

**15 HEINO Tommi**

	15.198	21.216		
	START			
	18.677	20.810	33.394	
	FINISH			

**17 WURSTER Nico**

	15.229	21.168		
	START			
	18.602	20.524	33.849	
1	21.276	14.506	20.782	56.564
2	18.249			1:00.735
3	18.275	14.230	20.290	52.795
4	18.085	14.002	20.219	52.306
5	18.122	14.008	20.172	52.302
6	18.126	14.272	20.343	52.741
7	17.907	13.910	20.113	51.930
	FINISH			
8	17.952	13.889	20.104	51.945

**18 WAGNER Kevin**

	14.411	20.610		
--	--------	--------	--	--

Tour	Secteur 1	Secteur 2	Secteur 3	Temps
Lap	Sector 1	Sector 2	Sector 3	Time

	START			
	20.877	23.807	35.998	
1	21.375	14.420	20.734	56.529
2	18.137			52.516
3	17.955	14.370	20.778	53.103
4	18.180	14.049	20.326	52.555
5	17.823	13.912	20.191	51.926
6	17.868	13.951	20.085	51.904
7	17.671	13.728	20.046	51.445
	FINISH			
8	17.702	13.707	20.495	51.904

**21 GOLDSTEIN Elie**

	14.421	20.700		
	START			
	22.311	24.299	36.542	
1	19.399	14.134	20.764	54.297
2	18.075			52.715
3	17.968			51.886
4	18.138	13.753	20.134	52.025
5	17.746	13.695	19.951	51.392
6	17.696	13.641	19.934	51.271
7	17.716	13.600	19.907	51.223
	FINISH			
8	17.673	13.644	19.894	51.211

**25 DEGENBECK Patrick**

	15.011	20.770		
	START			
	18.780	21.533	35.188	
1	20.918	14.639	20.773	56.330
2	18.137			53.515
3	17.967	14.287	20.324	52.578
4	18.323	14.032	20.555	52.910
5	17.947	14.039	20.284	52.270
6	17.911	13.788	20.027	51.726
7	18.137	13.721	20.660	52.518
	FINISH			
8	18.263	13.803	20.165	52.231

## X 30 CHALLENGE EUROPA 2016

X30 Junior

(Jun) Qualifying Heat B-C

Historique / Records

Tour	Secteur 1	Secteur 2	Secteur 3	Temps
Lap	Sector 1	Sector 2	Sector 3	Time

**26 BORN Miklas**

		15.448	21.514	
	START			
	18.694	19.716	33.532	
1	21.865	14.797	21.278	57.940
2	18.290			53.647
3	18.205	14.248	20.590	53.043
4	18.297	13.970	20.445	52.712
5	18.121	14.128	20.500	52.749
6	18.243	14.624	20.444	53.311
7	18.154	14.141	20.339	52.634
	FINISH			
8	18.164	13.959	20.298	52.421

**28 GHIRETTI Alessandro**

		14.613	21.125	
	START			
	18.772	22.744	35.304	
1	20.112	14.156	20.824	55.092
2	18.123			52.492
3	18.217			53.307
4	18.636	14.037	20.338	53.011
5	17.957	14.056	20.103	52.116
6	17.863	14.234	20.137	52.234
7	17.803	13.787	19.974	51.564
	FINISH			
8	17.708	13.751	20.308	51.767

**31 SANSON Julien**

		14.457	20.695	
	START			
	18.416	20.843	36.921	
1	19.685	14.522	20.696	54.903
2	18.100			52.973
3	17.950			52.028
4	17.797	13.735	20.131	51.663
5	17.822	13.827	20.434	52.083

Tour	Secteur 1	Secteur 2	Secteur 3	Temps
Lap	Sector 1	Sector 2	Sector 3	Time

6	17.845	13.666	20.023	51.534
7	17.746	13.651	20.103	51.500
	FINISH			
8	17.789	13.632	20.195	51.616

**32 D'ARCY Alexander**

		15.163	20.873	
	START			
	18.745	21.448	34.283	
1	22.082	14.497	20.823	57.402
2	18.541			53.171
3	17.934	14.120	20.186	52.240
4	17.927	14.045	21.321	53.293
5	18.084	13.817	20.061	51.962
6	18.015	13.716	20.378	52.109
7	17.789	13.731	20.070	51.590
	FINISH			
8	18.180	13.862	20.155	52.197

**34 CHAPPARD Franck**

		14.434	20.636	
	START			
	21.190	24.272	36.055	
1	19.931	14.106	20.821	54.858
2	18.117			52.484
3	18.215			54.172
4	18.059	13.989	20.273	52.321
5	17.826	13.865	20.154	51.845
6	17.849	13.800	20.111	51.760
7	17.813	13.817	20.151	51.781
	FINISH			
8	17.887	13.822	20.359	52.068

**36 MALIZIA Arnaud**

		14.269	20.502	
	START			
	21.356	24.369	36.198	

X 30 CHALLENGE EUROPA 2016

X30 Junior

(Jun) Qualifying Heat B-C

Historique / Records

Tour	Secteur 1	Secteur 2	Secteur 3	Temps
Lap	Sector 1	Sector 2	Sector 3	Time
1	20.025	14.093	21.229	55.347
2	18.082			52.855
3	18.181			53.279
4	18.157	14.255	20.399	52.811
5	17.913	13.768	20.158	51.839
6	17.872	13.752	20.069	51.693
7	17.883	13.719	20.179	51.781
FINISH				
8	17.852	13.835	20.397	52.084

**38 FONTANELLA Enzo**

	15.218	21.006		
START				
	18.661	20.920	34.088	
1	21.322	14.452	20.818	56.592
2	18.252			53.129
3	18.419	14.110	20.299	52.828
4	18.132	14.565	21.252	53.949
5	18.138	13.855	20.206	52.199
6	17.985	13.848	20.165	51.998
7	17.955	13.868	20.264	52.087
FINISH				
8	17.931	13.902	20.174	52.007

**42 PETELET Milan**

	14.334	20.426		
START				
	22.389	24.357	36.301	
1	19.652	14.140	20.525	54.317
2	18.086			53.034
3	17.893			51.739
4	17.967	13.731	20.362	52.060
5	17.907	13.764	20.084	51.755
6	17.851	13.689	19.930	51.470
7	17.814	13.704	19.930	51.448
FINISH				
8	17.755	13.677	19.848	51.280

Tour	Secteur 1	Secteur 2	Secteur 3	Temps
Lap	Sector 1	Sector 2	Sector 3	Time

**43 MARTINS Victor**

		14.520	20.824	
START				
	21.981	24.225	37.194	
1	19.302	14.094	20.850	54.246
2	18.161			52.303
3	17.871			51.752
4	17.815	13.754	20.076	51.645
5	17.856	13.777	20.060	51.693
6	17.797	13.734	20.063	51.594
7	17.791	13.696	19.999	51.486
FINISH				
8	17.716	13.648	20.045	51.409

**46 BOUCHABKE Rubens**

		14.468	20.589	
START				
	20.599	23.109	35.007	
1	20.436	14.173	20.566	55.175
2	18.608			52.874
3	18.158	14.210	20.854	53.222
4	18.289	14.205	20.432	52.926
5	18.610	14.264	20.262	53.136
6	17.871	13.786	20.041	51.698
7	17.886	13.805	20.864	52.555
FINISH				
8	18.092	13.907	20.366	52.365

**47 MARTINEZ CLAVELL David**

		14.319	20.543	
START				
	21.535	24.191	36.535	
1	20.167	14.112	20.614	54.893
2	18.129			52.773
3	18.187	26.363	20.485	1:05.035
4	17.951	13.941	20.216	52.108
5	17.921	13.848	20.056	51.825



X 30 CHALLENGE EUROPA 2016

X30 Junior

(Jun) Qualifying Heat B-C

Historique / Records

Tour Lap	Secteur 1 Sector 1	Secteur 2 Sector 2	Secteur 3 Sector 3	Temps Time
6	17.823	13.944	20.211	51.978
7	17.832	13.787	20.026	51.645
FINISH				
8	17.808	13.848	20.161	51.817

**48 VAN PELT Rens**

START				
1		14.160	20.392	46h58:11.532
2	18.115			52.592
3	17.813	13.951	20.084	51.848
4	17.806	13.959	20.703	52.468
5	17.894	13.691	20.351	51.936
6	17.747	13.700	19.931	51.378
7	17.772	13.623	20.085	51.480
FINISH				
8	17.682	13.732	20.319	51.733

**51 TAN Ethan**

		14.840	20.610	
START				
	19.224	22.592	34.839	
1	21.709	14.425	21.281	57.415
2	18.231			52.677
3	18.138	14.773	20.272	53.183
4	18.201	13.879	21.467	53.547
5	18.251	13.865	20.204	52.320
6	18.008	13.794	20.105	51.907
7	17.905	13.840	20.409	52.154
FINISH				
8	17.909	13.729	20.146	51.784

**57 KUWABARA-WAGG Julian**

		14.437	20.737	
START				
	20.667	23.858	35.819	

Tour Lap	Secteur 1 Sector 1	Secteur 2 Sector 2	Secteur 3 Sector 3	Temps Time
1	20.327	14.350	20.888	55.565
2	18.526			52.696
3	18.304	14.520	20.983	53.807
4	18.363	14.000	20.445	52.808
5	17.874	13.816	20.095	51.785
6	18.030	13.865	20.208	52.103
7	17.883	13.784	20.112	51.779
FINISH				
8	17.930	13.688	20.105	51.723

**59 GREETHAM Oliver**

		14.470	20.687	
START				
	20.463	23.540	35.764	
1	21.178	14.598	20.863	56.639
2	18.210			52.608
3	18.111	14.029	20.473	52.613
4	18.440	14.019	20.286	52.745
5	18.109	13.890	20.021	52.020
6	17.934	13.842	20.142	51.918
7	17.925	13.814	20.101	51.840
FINISH				
8	17.905	14.018	20.451	52.374

**61 WIGGER Elias**

		15.253	21.063	
START				
	18.605	20.881	33.900	
1	22.278	14.733	21.183	58.194
2	18.273			53.773
3	18.096	14.143	20.837	53.076
4	18.312	13.912	20.243	52.467
5	18.200	13.988	20.521	52.709
6	18.002	13.980	20.126	52.108
7	17.981	13.909	20.231	52.121
FINISH				
8	18.444	13.851	20.208	52.503

X 30 CHALLENGE EUROPA 2016

X30 Junior

(Jun) Qualifying Heat B-C

Historique / Records

Tour	Secteur 1	Secteur 2	Secteur 3	Temps
Lap	Sector 1	Sector 2	Sector 3	Time

**82 MC DONNELL Sam**

		14.466	20.640	
	START			
	20.900	24.089	36.312	
1	19.815	14.261	21.028	55.104
2	18.145			52.733
3	18.171	19.365	21.069	58.605
4	18.665	14.483	20.569	53.717
5	18.241	13.960	20.356	52.557
6	17.920	16.743	20.345	55.008
7	17.971	13.888	20.256	52.115
	FINISH			
8	17.974	14.102	20.252	52.328

**83 RICCARDO Gregori**

		15.351	21.566	
	START			
	18.627	19.872	33.107	
1	22.158	14.846	21.173	58.177
2	18.783			53.816
3	18.181	14.671	20.391	53.243
4	18.676	14.421	20.386	53.483
5	18.699	14.196	20.390	53.285
6	18.253	15.497	20.827	54.577
7	18.901	14.392	20.500	53.793
	FINISH			
8	18.301	14.285	20.495	53.081

**89 GUIDETTI Jacopo**

		14.407	20.676	
	START			
	22.181	24.059	37.039	
1	19.039	14.438	20.531	54.008
2	18.240			52.976
3	17.984			51.911
4	18.047	13.928	20.468	52.443
5	17.884	14.000	20.214	52.098

Tour	Secteur 1	Secteur 2	Secteur 3	Temps
Lap	Sector 1	Sector 2	Sector 3	Time

6	17.826	13.804	19.949	51.579
7	17.760	13.794	19.996	51.550
	FINISH			
8	17.738	13.683	20.342	51.763

**90 LEHMANN Enzo**

		14.922	21.051	
	START			
	18.524	21.862	34.648	
1	21.200	14.477	20.836	56.513
2	18.169			52.739
3	18.041	14.006	20.311	52.358
4	18.500	14.108	20.299	52.907
5	18.069	13.878	20.159	52.106
6	17.868	13.741	20.173	51.782
7	17.919	13.830	20.086	51.835
	FINISH			
8	17.846	13.728	20.745	52.319

Grille / Grid	1	43	89	31	21	47	42	82	36	18	34	57	10	11	59	48	9	28	46	25	51	13	6	90	32	38	61	17	15	26	83	14
---------------	---	----	----	----	----	----	----	----	----	----	----	----	----	----	----	----	---	----	----	----	----	----	---	----	----	----	----	----	----	----	----	----

	1.	2.	3.	4.	5.	6.	7.	8.	9.	10.	11.	12.	13.	14.	15.	16.	17.	18.	19.	20.	21.	22.	23.	24.	25.	26.	27.	28.	29.	30.	31.	32.
Départ / Start	48	1	43	89	31	21	47	42	82	36	18	57	34	11	10	28	59	46	25	9	13	51	38	90	6	17	32	26	61	14	15	83
Tour / Lap 1	1	89	43	21	42	31	47	82	34	36	28	11	57	46	18	10	25	59	90	38	17	9	14	51	6	32	13	26	61	83	48	
Tour / Lap 2	1	43	89	21	42	47	31	34	82	28	36	11	57	46	18	59	10	90	25	38	51	6	32	48	26	61	83	13	14	9	17	
Tour / Lap 3	1	43	89	21	42	31	28	36	34	46	18	57	11	59	90	10	25	38	32	51	48	6	26	82	61	83	13	14	9	17	47	
Tour / Lap 4	1	43	21	89	42	31	34	36	28	18	46	57	59	90	11	25	10	48	32	38	6	51	26	61	13	14	82	83	9	17	47	
Tour / Lap 5	1	43	21	42	89	31	34	36	28	18	57	59	90	46	25	11	48	10	32	38	6	51	26	61	14	13	82	9	83	17	47	
Tour / Lap 6	1	43	21	42	89	31	34	36	18	28	57	59	90	46	25	48	11	10	32	38	6	51	61	14	26	9	82	83	47	17	13	
Tour / Lap 7	1	43	21	42	89	31	34	36	18	28	57	59	90	48	46	25	11	32	10	38	51	6	61	14	26	9	82	47	17	13	83	
Tour / Lap 8	1	43	21	42	89	31	34	36	18	28	57	59	48	90	46	25	11	32	10	38	51	6	14	61	26	9	47	82	17	13	83	

Cl	N°	Concurrent	Pilote	Nat	Nat	Tours	Ecart	M.Tour	Vitesse	Pénalité	Points
Rnk	No.	Entrant	Driver			Laps	Gap	B.Lap	Speed	Penalty	
1	53	Fusion Motorsport	LULHAM Chris	GBR		8		51.290	88,15		0
2	2	BKC Racing	BRADSHAW Callum	GBR		8	+0.952	51.419	87,93		2
3	44	Yu Andy	YU Dante	USA		8	+1.350	51.379	88,00		3
4	35	SG Drivers	ETEKI Adam	FRA		8	+2.547	51.506	87,78		4
5	19	Mad-Croc Karting	ALATALO William	FIN		8	+2.688	51.463	87,86		5
6	24	240 Racing	MIALANE Thomas	FRA		8	+3.360	51.419	87,93		6
7	56	Fusion Motorsport	YU Royce	CHN		8	+3.635	51.617	87,59		7
8	81	Lahoz Ramon	LAHOZ LOPEZ Alejandro	SPA		8	+3.906	51.301	88,13		8
9	41	Mick Barrett Racing	HAWKEY Ethan	GBR		8	+4.846	51.494	87,80		9
10	55	EGP Racing	TUUR Stalmans	BEL		8	+5.475	51.376	88,00		10
11	68	Comer Spa	BJORNSTAD Petter	NOR		8	+5.838	51.630	87,57		11
12	37	AC Motorsport	FONTECHA MARTINEZ Ayrton	SPA		8	+8.191	51.582	87,65		12
13	45	VDK Racing	DIAS Xavier	FRA		8	+8.480	51.588	87,64		13
14	33	DCK Karting	RAUSENS Thibaut	BEL		8	+9.065	51.622	87,59		14
15	20	Super Winforce RT	TANAPONGPAN Sutumno	THA		8	+10.818	51.808	87,27		15
16	50	Connolly William	CONNOLLY Kyle	GBR		8	+11.691	51.777	87,32		16
17	3	AKLE25	CLAUDE Léonie	FRA		8	+11.947	51.844	87,21		17
18	7	Team Zinner/PST GmbH	WEBER Marcel	GER		8	+14.459	52.142	86,71		18
19	23	Team NKS	RICHTER Alexander	GER		8	+14.659	52.191	86,63		19
20	66	Karting Club Condroz	POTTY Antoine	BEL		8	+16.072	51.968	87,00		20
21	27	Ludo Racing	ROCCA Maxime	FRA		8	+16.176	52.069	86,83		21
22	52	Ludo Racing	COLOMES Alexandre	FRA		8	+16.324	52.071	86,83		22
23	88	HL Racing	LU Hugo	CAN		8	+16.730	52.096	86,79		23
24	91	Le Castellet Kart Racing	VERREAUX Pierre-Andrea	FRA		8	+17.304	52.265	86,51	+3.000	24
25	30	LTP Competition	MOYA Rubén	SPA		8	+17.917	51.771	87,33	+10.000	25
26	29	Ludo Racing	JENOUVRIER Alexandre	FRA		8	+18.278	51.499	87,79	+10.000	26
27	70	PDB Racing	JEPPSSON Alexander	SWE		8	+20.360	51.986	86,97		27
28	16	Mad-Croc Karting	VALKEEJARVI Valtteri	FIN		8	+21.063	52.601	85,96		28
29	54	Masala Claudio	MASALA Mario	ITA		8	+22.791	52.969	85,36		29
30	63	Comer Spa	NYBERG Tobias	NOR		8	+24.728	51.576	87,66	+10.000	30
31	40	Top-Kart Germany	SEYHAN Javin Lewis	GER		8	+26.622	52.039	86,88	+10.000	31
32	5	Peltola Ismo	PELTOLA Ossi	FIN		8	+43.447	51.767	87,34		32
33	12	Moccia Angelino	MOCCIA Savio	SUI		7	+1 Lap	52.071	86,83		33

Meilleur tour / Best lap: 53 LULHAM Chris - 51.290

N° 29 -40 - 63 Pénalité 10 secondes / Time penalty of 10s : Carénage avant mal installé / Incorrectly installed front fairing

N° 91 Pénalité 3 secondes / Time penalty of 3s Rapport n° 15

Sortie partielle du couloir avant le départ / Partial exit of the corridor before the departure selon art. 2.20a

N° 30 Pénalité 10 secondes / Time penalty of 10s : Incident de course : Collision avec le pilote n°29 ART. 2.24 Rapport N° 16

Sous réserve du contrôle technique ou de fait sportif

Le Chronométrage



Affiché à

Le Président du Collège

Tour	Secteur 1	Secteur 2	Secteur 3	Temps
Lap	Sector 1	Sector 2	Sector 3	Time

#### 2 BRADSHAW Callum

	15.104	20.604		
	START			
	18.918	16.993	35.385	
1	19.101	13.901	20.179	53.181
2	17.981			52.052
3	17.824	13.860	20.062	51.746
4	17.803	13.755	19.973	51.531
5	17.793	13.740	19.967	51.500
6	17.732			51.499
7	17.697	13.692	20.030	51.419
	FINISH			
8	17.705	13.699	20.057	51.461

#### 3 CLAUDE Léonie

	14.895	20.986		
	START			
	18.495	15.289	32.660	
1	21.860	14.988	20.928	57.776
2	18.085	13.989	20.774	52.848
3	18.816	13.919	20.264	52.999
4	18.128	13.804	20.195	52.127
5	18.467	13.768	20.128	52.363
6	17.970			51.886
7	17.923	13.785	20.136	51.844
	FINISH			
8	17.972	13.804	20.151	51.927

#### 5 PELTOLA Ossi

	14.484	20.495		
	START			
	19.502	17.177	35.938	
1	28.519	15.253	21.535	1:05.307
2	38.874	14.140	20.388	1:13.402
3	17.977	13.939	20.144	52.060
4	17.828	13.874	20.116	51.818
5	17.772	13.751	26.998	58.521
6	18.240			52.310
7	17.813	13.823	20.151	51.787
	FINISH			
8	17.797	13.819	20.151	51.767

Tour	Secteur 1	Secteur 2	Secteur 3	Temps
Lap	Sector 1	Sector 2	Sector 3	Time

#### 7 WEBER Marcel

	15.171	21.092		
	START			
	18.409	15.102	32.254	
1	21.755	15.211	21.565	58.531
2	18.321	14.095	20.827	53.243
3	18.455	13.908	20.374	52.737
4	18.067	14.018	20.211	52.296
5	18.035	13.866	20.241	52.142
6	18.070			52.299
7	18.485	13.920	20.145	52.550
	FINISH			
8	18.083	13.922	20.303	52.308

#### 12 MOCCIA Savio

	14.819	20.816		
	START			
	18.522	15.435	33.052	
1	21.671	14.921	21.707	58.299
2	18.376	14.002	20.842	53.220
3	18.458	14.228	20.361	53.047
4	18.315	14.415	20.184	52.914
5	17.986	13.800	20.285	52.071
6	18.018			52.810
7	18.102	20.897	25.711	1:04.710
	FINISH			

#### 16 VALKEEJARVI Valtteri

	15.161	21.198		
	START			
	18.596	14.938	30.974	
1	22.104	15.062	21.535	58.701
2	18.467	14.328	20.828	53.623
3	18.597	15.006	21.478	55.081
4	18.466	14.290	20.671	53.427
5	18.067	14.006	20.529	52.602
6	18.126			52.601
7	18.052	14.605	20.615	53.272
	FINISH			
8	18.520	14.017	20.456	52.993

X 30 CHALLENGE EUROPA 2016

X30 Junior

(Jun) Qualifying Heat A-D

Historique / Records

Tour	Secteur 1	Secteur 2	Secteur 3	Temps
Lap	Sector 1	Sector 2	Sector 3	Time

**19 ALATALO William**

		14.629	20.745	
	START			
	18.337	15.916	34.767	
1	19.817	14.014	20.394	54.225
2	17.995			52.096
3	17.919	13.756	20.044	51.719
4	17.796	13.751	20.019	51.566
5	17.760	13.671	20.032	51.463
6	17.827			51.673
7	17.732	13.745	20.035	51.512
	FINISH			
8	17.780	13.729	20.042	51.551

**20 TANAPONGPAN Sutumno**

		14.881	20.865	
	START			
	18.587	15.537	33.163	
1	21.728	14.488	21.185	57.401
2	18.387	13.978	21.579	53.944
3	18.275	13.984	20.193	52.452
4	17.952	13.897	20.120	51.969
5	17.889	13.871	20.237	51.997
6	17.913			51.843
7	17.789	13.824	20.195	51.808
	FINISH			
8	17.869	13.813	20.212	51.894

**23 RICHTER Alexander**

		15.092	21.018	
	START			
	18.659	14.991	31.191	
1	22.170	14.947	21.186	58.303
2	18.406	13.984	20.953	53.343
3	18.189	14.131	20.337	52.657
4	18.023	13.839	20.329	52.191
5	18.111	13.839	20.281	52.231

Tour	Secteur 1	Secteur 2	Secteur 3	Temps
Lap	Sector 1	Sector 2	Sector 3	Time

6	17.978			52.347
7	18.608	14.138	20.222	52.968
	FINISH			
8	18.051	13.886	20.358	52.295

**24 MIALANE Thomas**

		14.558	20.805	
	START			
	18.213	16.490	34.111	
1	20.274	14.013	20.400	54.687
2	17.981			52.025
3	17.812	13.820	20.240	51.872
4	17.868	13.719	20.092	51.679
5	17.728	13.771	20.053	51.552
6	17.718			51.526
7	17.692	13.668	20.059	51.419
	FINISH			
8	17.663	13.755	20.022	51.440

**27 ROCCA Maxime**

		15.038	20.923	
	START			
	18.496	15.166	32.475	
1	22.057	14.906	21.988	58.951
2	18.425	14.044	21.073	53.542
3	18.441	13.963	20.628	53.032
4	18.161	13.898	20.247	52.306
5	18.047	13.853	20.169	52.069
6	17.948			52.339
7	18.128	14.557	20.675	53.360
	FINISH			
8	18.007	13.848	20.536	52.391

**29 JENOUVRIER Alexandre**

		14.408	20.754	
	START			
	18.592	16.453	34.447	

X 30 CHALLENGE EUROPA 2016

X30 Junior

(Jun) Qualifying Heat A-D

Historique / Records

Tour	Secteur 1	Secteur 2	Secteur 3	Temps
Lap	Sector 1	Sector 2	Sector 3	Time
1	21.684	14.568	20.913	<b>57.165</b>
2	<b>18.062</b>			<b>52.309</b>
3	<b>17.752</b>	<b>13.718</b>	<b>20.120</b>	<b>51.590</b>
4	<b>17.717</b>	<b>13.602</b>	20.180	<b>51.499</b>
5	17.871	13.832	20.230	51.933
6	17.931			53.329
7	17.907	13.709	<b>20.022</b>	51.638
FINISH				
8	17.790	13.636	20.438	51.864

**30 MOYA Rubén**

		<b>14.371</b>	<b>20.466</b>	
START				
	<b>18.350</b>	17.272	34.619	
1	21.176	<b>14.342</b>	20.732	<b>56.250</b>
2	<b>18.137</b>			<b>52.152</b>
3	<b>17.955</b>	<b>13.837</b>	<b>19.979</b>	<b>51.771</b>
4	17.994	<b>13.817</b>	20.293	52.104
5	17.986	14.001	20.210	52.197
6	17.991			51.976
7	<b>17.884</b>	<b>13.805</b>	20.224	51.913
FINISH				
8	18.069	14.103	20.338	52.510

**33 RAUSENS Thibaut**

		<b>14.944</b>	<b>20.885</b>	
START				
	<b>18.484</b>	15.606	33.142	
1	21.595	<b>14.545</b>	<b>20.766</b>	<b>56.906</b>
2	<b>18.190</b>	<b>14.013</b>	20.778	<b>52.981</b>
3	<b>17.970</b>	<b>13.917</b>	<b>20.210</b>	<b>52.097</b>
4	<b>17.949</b>	14.202	<b>20.044</b>	52.195
5	<b>17.948</b>	13.975	<b>20.017</b>	<b>51.940</b>
6	<b>17.937</b>			51.944
7	<b>17.792</b>	<b>13.799</b>	20.031	<b>51.622</b>
FINISH				
8	<b>17.769</b>	<b>13.778</b>	20.086	51.633

Tour	Secteur 1	Secteur 2	Secteur 3	Temps
Lap	Sector 1	Sector 2	Sector 3	Time

**35 ETEKI Adam**

		<b>14.622</b>	<b>20.632</b>	
START				
	<b>18.757</b>	16.656	35.045	
1	19.407	<b>13.913</b>	<b>20.262</b>	<b>53.582</b>
2	<b>17.985</b>			<b>52.104</b>
3	<b>17.904</b>	<b>13.774</b>	<b>20.203</b>	<b>51.881</b>
4	<b>17.844</b>	<b>13.744</b>	<b>20.165</b>	<b>51.753</b>
5	<b>17.797</b>	<b>13.737</b>	<b>20.045</b>	<b>51.579</b>
6	17.850			51.763
7	<b>17.703</b>	<b>13.730</b>	20.073	<b>51.506</b>
FINISH				
8	17.753	<b>13.725</b>	20.130	51.608

**37 FONTECHA MARTINEZ Ayrton**

		<b>14.622</b>	<b>20.746</b>	
START				
	<b>18.428</b>	15.896	33.920	
1	21.491	<b>14.589</b>	20.869	<b>56.949</b>
2	<b>18.186</b>			<b>52.475</b>
3	<b>17.813</b>	<b>13.727</b>	<b>20.042</b>	<b>51.582</b>
4	<b>17.787</b>	13.792	<b>20.015</b>	51.594
5	<b>17.782</b>	13.840	20.279	51.901
6	17.915			51.935
7	17.823	<b>13.721</b>	20.072	51.616
FINISH				
8	18.300	14.069	20.493	52.862

**40 SEYHAN Javin Lewis**

		<b>14.793</b>	<b>20.905</b>	
START				
	<b>18.668</b>	15.447	33.691	
1	21.471	<b>14.650</b>	<b>20.844</b>	<b>56.965</b>
2	<b>18.265</b>	<b>13.965</b>	25.397	57.627
3	18.443	14.379	<b>20.831</b>	<b>53.653</b>
4	<b>17.921</b>	<b>13.859</b>	<b>20.259</b>	<b>52.039</b>
5	18.290	<b>13.854</b>	20.369	52.513

X 30 CHALLENGE EUROPA 2016

X30 Junior

(Jun) Qualifying Heat A-D

Historique / Records

Tour Lap	Secteur 1 Sector 1	Secteur 2 Sector 2	Secteur 3 Sector 3	Temps Time
6	17.973			52.113
7	17.919	13.874	20.271	52.064
FINISH				
8	18.081	13.923	20.182	52.186

**41 HAWKEY Ethan**

		14.677	20.913	
START				
	18.841	17.025	35.300	
1	19.882	14.032	20.360	54.274
2	18.081			52.682
3	17.931	14.045	20.241	52.217
4	18.073	13.843	20.059	51.975
5	17.831	13.840	20.125	51.796
6	17.795			51.928
7	17.787	13.746	19.961	51.494
FINISH				
8	17.979	13.811	20.027	51.817

**44 YU Dante**

		14.207	20.540	
START				
	19.620	17.162	35.602	
1	18.937	13.939	20.158	53.034
2	17.986			52.056
3	17.908	14.121	20.150	52.179
4	17.906	13.893	20.087	51.886
5	17.732	13.730	19.917	51.379
6	17.721			51.429
7	17.757	13.751	19.921	51.429
FINISH				
8	17.732	13.764	20.005	51.501

**45 DIAS Xavier**

		14.725	20.922	
START				
	18.814	15.677	33.715	

Tour Lap	Secteur 1 Sector 1	Secteur 2 Sector 2	Secteur 3 Sector 3	Temps Time
1	21.865	14.691	20.926	57.482
2	18.016	13.971	21.132	53.119
3	17.847	13.762	20.149	51.758
4	17.896	13.806	20.131	51.833
5	17.890	13.820	20.153	51.863
6	17.775			51.614
7	17.831	13.727	20.030	51.588
FINISH				
8	17.752	13.653	20.243	51.648

**50 CONNOLLY Kyle**

		15.069	20.836	
START				
	18.343	15.384	32.930	
1	21.603	15.254	21.363	58.220
2	18.578	13.928	20.823	53.329
3	18.379	13.962	20.231	52.572
4	18.021	13.697	20.134	51.852
5	18.044	13.795	20.125	51.964
6	17.897			51.868
7	17.918	13.752	20.107	51.777
FINISH				
8	18.072	13.819	20.166	52.057

**52 COLOMES Alexandre**

		15.093	20.961	
START				
	18.819	14.909	30.594	
1	22.072	15.041	21.188	58.301
2	18.466	14.069	21.082	53.617
3	18.692	13.937	20.588	53.217
4	18.039	13.908	20.147	52.094
5	18.025	13.884	20.266	52.175
6	17.928			52.571
7	18.092	14.183	21.064	53.339
FINISH				
8	18.000	13.826	20.245	52.071



X 30 CHALLENGE EUROPA 2016

X30 Junior

(Jun) Qualifying Heat A-D

Historique / Records

Tour	Secteur 1	Secteur 2	Secteur 3	Temps
Lap	Sector 1	Sector 2	Sector 3	Time

**53 LULHAM Chris**

		14.472	20.721	
	START			
	19.547	17.291	35.966	
1	18.787	13.955	20.144	52.886
2	17.993	13.921	20.198	52.112
3	17.818	13.837	20.091	51.746
4	17.727	13.780	19.997	51.504
5	17.690	13.752	19.953	51.395
6	17.691			51.399
7	17.611			51.290
	FINISH			
8	17.620	13.741	19.951	51.312

**54 MASALA Mario**

		15.614	21.000	
	START			
	18.775	14.834	30.136	
1	22.137	15.252	21.347	58.736
2	18.496	14.473	21.001	53.970
3	18.453	14.849	21.040	54.342
4	18.291	14.748	20.714	53.753
5	18.198	14.276	20.596	53.070
6	18.135			52.969
7	18.282	14.765	20.565	53.612
	FINISH			
8	18.254	14.369	20.690	53.313

**55 TUUR Stalmans**

		14.494	20.761	
	START			
	18.662	16.195	33.977	
1	21.232	14.562	20.850	56.644
2	18.048			52.224
3	17.830	13.693	20.002	51.525
4	17.745	13.661	20.137	51.543
5	17.754	13.692	20.004	51.450

Tour	Secteur 1	Secteur 2	Secteur 3	Temps
Lap	Sector 1	Sector 2	Sector 3	Time

6	17.733			51.452
7	17.770	13.630	19.976	51.376
	FINISH			
8	17.822	14.021	20.110	51.953

**56 YU Royce**

		14.601	20.648	
	START			
	18.695	16.678	35.177	
1	19.240	13.940	20.246	53.426
2	18.016			52.040
3	17.864	13.796	20.247	51.907
4	17.891	13.798	20.087	51.776
5	17.778	13.827	20.110	51.715
6	18.159			52.560
7	17.759	13.765	20.093	51.617
	FINISH			
8	17.727	14.086	20.117	51.930

**63 NYBERG Tobias**

		14.416	20.343	
	START			
	19.081	17.245	35.758	
1	27.298	14.303	20.550	1:02.151
2	18.133	13.993	20.922	53.048
3	18.160	14.397	20.326	52.883
4	17.969	13.738	20.876	52.583
5	17.872	13.774	20.094	51.740
6	17.817			51.576
7	18.123	14.098	20.078	52.299
	FINISH			
8	17.892	13.754	20.235	51.881

**66 POTTY Antoine**

		14.764	20.889	
	START			
	18.613	15.500	33.659	

X 30 CHALLENGE EUROPA 2016

X30 Junior

(Jun) Qualifying Heat A-D

Historique / Records

Tour	Secteur 1	Secteur 2	Secteur 3	Temps
Lap	Sector 1	Sector 2	Sector 3	Time
1	21.614	15.022	20.893	<b>57.529</b>
2	<b>18.213</b>	<b>13.998</b>	23.892	<b>56.103</b>
3	18.434	14.953	<b>20.414</b>	<b>53.801</b>
4	<b>18.073</b>	<b>13.933</b>	20.463	<b>52.469</b>
5	<b>18.049</b>	<b>13.840</b>	<b>20.281</b>	<b>52.170</b>
6	<b>17.988</b>			<b>52.007</b>
7	<b>17.915</b>	<b>13.816</b>	20.584	52.315
FINISH				
8	<b>17.821</b>	13.826	20.321	<b>51.968</b>

**68 BJORNSTAD Petter**

		<b>14.489</b>	<b>20.790</b>	
START				
	<b>18.766</b>	15.799	34.300	
1	19.914	<b>14.173</b>	<b>20.212</b>	<b>54.299</b>
2	<b>18.087</b>			<b>52.773</b>
3	<b>17.942</b>	<b>13.868</b>	<b>20.133</b>	<b>51.943</b>
4	18.094	<b>13.794</b>	<b>20.097</b>	51.985
5	17.984	14.040	<b>19.965</b>	51.989
6	<b>17.806</b>			<b>51.693</b>
7	17.820	13.850	<b>19.960</b>	<b>51.630</b>
FINISH				
8	17.948	14.384	20.216	52.548

**70 JEPSSON Alexander**

		<b>15.198</b>	<b>21.073</b>	
START				
	<b>18.622</b>	<b>14.970</b>	31.359	
1	21.869	15.024	21.402	<b>58.295</b>
2	<b>18.334</b>	<b>14.025</b>	<b>20.866</b>	<b>53.225</b>
3	18.733	14.193	<b>20.391</b>	53.317
4	<b>18.043</b>	<b>13.807</b>	<b>20.296</b>	<b>52.146</b>
5	<b>17.924</b>	<b>13.804</b>	<b>20.258</b>	<b>51.986</b>
6	<b>17.905</b>			52.345
7	18.196	19.354	20.526	58.076
FINISH				
8	18.121	13.918	<b>20.201</b>	52.240

Tour	Secteur 1	Secteur 2	Secteur 3	Temps
Lap	Sector 1	Sector 2	Sector 3	Time

**81 LAHOZ LOPEZ Alejandro**

		<b>14.599</b>	<b>20.829</b>	
START				
	<b>18.805</b>	16.959	35.132	
1	21.479	<b>14.473</b>	<b>20.439</b>	<b>56.391</b>
2	<b>17.971</b>			<b>51.890</b>
3	<b>17.932</b>	<b>13.698</b>	<b>20.084</b>	<b>51.714</b>
4	<b>17.762</b>	<b>13.673</b>	<b>20.009</b>	<b>51.444</b>
5	17.855	13.711	<b>20.006</b>	51.572
6	17.763			51.506
7	<b>17.623</b>	13.693	<b>19.985</b>	<b>51.301</b>
FINISH				
8	17.642	13.673	20.000	51.315

**88 LU Hugo**

		<b>14.698</b>	<b>20.769</b>	
START				
	<b>18.418</b>	16.269	34.862	
1	21.508	<b>14.643</b>	<b>20.683</b>	<b>56.834</b>
2	<b>18.174</b>	14.686	22.582	<b>55.442</b>
3	20.444	<b>14.236</b>	<b>20.485</b>	<b>55.165</b>
4	<b>18.031</b>	<b>13.855</b>	21.412	<b>53.298</b>
5	18.241	<b>13.839</b>	<b>20.247</b>	<b>52.327</b>
6	<b>18.008</b>			52.541
7	18.039	<b>13.772</b>	20.285	<b>52.096</b>
FINISH				
8	18.201	13.775	<b>20.186</b>	52.162

**91 VERREAUX Pierre-Andrea**

		<b>14.954</b>	<b>21.258</b>	
START				
	<b>18.565</b>	<b>14.709</b>	31.775	
1	21.478	14.955	21.352	<b>57.785</b>
2	<b>18.338</b>	<b>14.050</b>	<b>20.809</b>	<b>53.197</b>
3	18.579	<b>13.882</b>	<b>20.347</b>	<b>52.808</b>
4	18.409	<b>13.845</b>	20.366	<b>52.620</b>
5	<b>18.064</b>	13.947	<b>20.254</b>	<b>52.265</b>

X 30 CHALLENGE EUROPA 2016

X30 Junior

(Jun) Qualifying Heat A-D

Historique / Records

Tour	Secteur 1	Secteur 2	Secteur 3	Temps
Lap	Sector 1	Sector 2	Sector 3	Time
6	18.337			52.597
7	18.251	13.943	20.247	52.441
FINISH				
8	18.099	13.881	20.353	52.333

Grille / Grid	53	5	44	63	2	41	56	81	35	88	19	29	68	30	24	37	55	45	40	20	66	33	12	50	27	3	91	7	23	70	16	52	54
---------------	----	---	----	----	---	----	----	----	----	----	----	----	----	----	----	----	----	----	----	----	----	----	----	----	----	---	----	---	----	----	----	----	----

	1.	2.	3.	4.	5.	6.	7.	8.	9.	10.	11.	12.	13.	14.	15.	16.	17.	18.	19.	20.	21.	22.	23.	24.	25.	26.	27.	28.	29.	30.	31.	32.	33.
Départ / Start	53	44	5	2	63	41	56	35	81	88	19	29	68	30	24	37	55	40	20	45	66	33	12	50	3	27	91	23	7	70	16	52	54
Tour / Lap 1	53	44	2	56	35	41	19	68	24	81	30	88	55	29	37	40	33	20	45	66	3	91	12	50	23	7	70	27	52	16	54	63	5
Tour / Lap 2	53	44	2	56	35	19	41	24	68	81	30	55	29	37	33	45	3	20	88	91	12	50	23	7	70	27	52	16	66	54	63	40	5
Tour / Lap 3	53	2	44	56	35	19	24	41	68	81	30	55	29	37	33	45	20	3	91	50	12	23	7	70	27	52	88	63	66	40	54	16	5
Tour / Lap 4	53	2	44	56	35	19	24	41	68	81	55	30	29	37	45	33	20	3	50	91	23	7	12	70	27	52	63	88	66	40	16	54	5
Tour / Lap 5	53	2	44	56	35	19	24	41	81	68	55	29	30	37	45	33	20	50	3	91	23	7	12	70	27	52	63	66	88	40	16	54	5
Tour / Lap 6	53	2	44	35	19	56	24	81	41	68	55	30	37	29	45	33	20	50	3	23	91	7	70	12	27	63	52	66	40	88	16	54	5
Tour / Lap 7	53	2	44	35	19	56	24	81	41	68	55	37	30	29	45	33	20	50	3	91	7	23	63	27	66	52	40	88	16	70	54	12	5
Tour / Lap 8	53	2	44	35	19	24	56	81	41	55	68	30	37	29	45	33	20	50	3	91	7	23	63	66	27	52	40	88	70	16	54	5	

Cl	N°	Concurrent	Pilote	Nat	Nat	Tours	Ecart	M.Tour	Vitesse	Pénalité	Points
Rnk	No.	Entrant	Driver			Laps	Gap	B.Lap	Speed	Penalty	
1	2	BKC Racing	BRADSHAW Callum	GBR		8		51.547	87,71		0
2	44	Yu Andy	YU Dante	USA		8	+0.292	51.729	87,40		2
3	31	Sanson François	SANSON Julien	FRA		8	+2.190	51.637	87,56		3
4	53	Fusion Motorsport	LULHAM Chris	GBR		8	+3.503	51.469	87,85	+5.000	4
5	35	SG Drivers	ETEKI Adam	FRA		8	+4.014	51.820	87,25		5
6	19	Mad-Croc Karting	ALATALO William	FIN		8	+4.292	51.673	87,50		6
7	48	Van Pelt	VAN PELT Rens	BEL		8	+4.352	51.460	87,86		7
8	82	BKC Racing	MC DONNELL Sam	IRL		8	+4.748	51.509	87,78		8
9	57	Wagg Jonathan	KUWABARA-WAGG Julian	FRA		8	+6.122	51.946	87,04		9
10	55	EGP Racing	TUUR Stalmans	BEL		8	+6.390	51.594	87,63		10
11	56	Fusion Motorsport	YU Royce	CHN		8	+6.630	51.964	87,01		11
12	18	MSC Langenfeld	WAGNER Kevin	GER		8	+7.143	51.620	87,59		12
13	28	ASK La Grande Motte	GHIRETTI Alessandro	FRA		8	+8.699	51.706	87,44		13
14	11	AK-Racing Germany	SCHUTZE Leon	GER		8	+8.800	51.702	87,45		14
15	25	RS-Motorsport	DEGENBECK Patrick	GER		8	+9.118	51.997	86,95		15
16	40	Top-Kart Germany	SEYHAN Javin Lewis	GER		8	+9.369	51.875	87,16		16
17	66	Karting Club Condroz	POTTY Antoine	BEL		8	+10.971	52.087	86,80		17
18	38	Ludo Racing	FONTANELLA Enzo	BRA		8	+11.319	52.306	86,44		18
19	13	De Amicis Antonello	DE AMICIS Giulio	ITA		8	+12.176	52.531	86,07		19
20	17	Lanari Racing Team	WURSTER Nico	GER		8	+12.426	52.037	86,89		20
21	12	Moccia Angelino	MOCCIA Savio	SUI		8	+12.615	52.078	86,82		21
22	27	Ludo Racing	ROCCA Maxime	FRA		8	+13.414	52.438	86,22		22
23	26	Born Christian	BORN Miklas	SUI		8	+14.294	52.434	86,23		23
24	68	Comer Spa	BJORNSTAD Petter	NOR		8	+15.059	52.016	86,92		24
25	91	Le Castellet Kart Racing	VERREAUX Pierre-Andrea	FRA		8	+17.512	52.257	86,52		25
26	16	Mad-Croc Karting	VALKEEJARVI Valtteri	FIN		8	+18.143	52.692	85,81		26
27	90	Foti Sébastien	LEHMANN Enzo	FRA		8	+19.859	52.339	86,39		27
28	43	VDK Racing	MARTINS Victor	FRA		8	+21.028	51.549	87,71		28
29	14	Tauscher	TAUSCHER Alexander	GER		8	+21.421	52.085	86,81	+10.000	29
30	24	240 Racing	MIALANE Thomas	FRA		8	+26.149	51.614	87,60		30
31	54	Masala Claudio	MASALA Mario	ITA		8	+28.398	53.192	85,00	+10.000	31
32	47	Martinez Fedi Pablo	MARTINEZ CLAVELL David	SPA		8	+35.000	52.247	86,54	+10.000	32
33	23	Team NKS	RICHTER Alexander	GER		8	+40.989	52.822	85,60		33

Meilleur tour / Best lap: 48 VAN PELT Rens - 51.460

N° 14- 47 - 54 Pénalité 10 secondes / Time penalty of 10s : Carénage avant mal installé / Incorrectly installed front fairing

N° 53 Pénalité 5 secondes / Time penalty of 5s : Non respect de la procédure de départ selon art. 2.20a Rapport n° 23

N° 50 Avertissement pour incident

Sous réserve du contrôle technique ou de fait sportif

Le Chronométrage



Affiché à

Le Président du Collège

Tour	Secteur 1	Secteur 2	Secteur 3	Temps
Lap	Sector 1	Sector 2	Sector 3	Time

#### 2 BRADSHAW Callum

	18.406	18.023	33.617	
	START			
	24.004	23.404	37.223	
1	19.640	14.144	20.385	54.169
2	18.003	14.162	20.367	52.532
3	17.935	13.842	20.134	51.911
4	17.845	13.823	20.114	51.782
5	17.866			51.704
6	17.773			51.629
7	17.665	13.744	20.138	51.547
	FINISH			
8	17.735	13.754	20.089	51.578

#### 11 SCHUTZE Leon

	18.315		1:28.329	
	START			
	25.592	22.639	36.305	
1	20.923	14.550	21.476	56.949
2	18.190	14.263	20.799	53.252
3	18.143	14.068	21.009	53.220
4	18.062	14.182	20.444	52.688
5	18.259			52.387
6	18.062	13.966	20.491	52.519
7	17.836	13.819	20.047	51.702
	FINISH			
8	18.041	13.946	20.163	52.150

#### 12 MOCCIA Savio

	18.794		1:25.377	
	START			
	25.910	22.920	35.481	
1	20.939	15.121	21.038	57.098
2	18.847	14.824	20.724	54.395
3	18.315	14.033	21.426	53.774
4	18.059	14.077	20.261	52.397
5	18.777			53.655
6	18.057	13.887	20.264	52.208

Tour	Secteur 1	Secteur 2	Secteur 3	Temps
Lap	Sector 1	Sector 2	Sector 3	Time

7	17.988	13.886	20.204	52.078
	FINISH			
8	17.989	13.918	20.691	52.598

#### 13 DE AMICIS Giulio

	18.724		1:26.884	
	START			
	26.050	22.909	35.176	
1	21.516	15.358	21.031	57.905
2	18.316	14.211	20.716	53.243
3	18.202	14.168	20.607	52.977
4	18.087	14.039	20.452	52.578
5	18.330			52.630
6	17.975	13.952	21.132	53.059
7	18.076	13.890	20.907	52.873
	FINISH			
8	17.943	14.074	20.514	52.531

#### 14 TAUSCHER Alexander

	18.668		1:24.194	
	START			
	27.059	22.413	34.312	
1	21.481	14.813	20.643	56.937
2	18.193	14.000	20.727	52.920
3	18.316	13.887	21.238	53.441
4	17.993	13.908	20.448	52.349
5	20.200			54.586
6	17.997	13.870	20.336	52.203
7	17.839	13.784	20.475	52.098
	FINISH			
8	17.914	13.870	20.301	52.085

#### 16 VALKEEJARVI Valtteri

	18.738		1:24.715	
	START			
	26.357	22.802	35.239	
1	21.419	14.877	21.504	57.800

X 30 CHALLENGE EUROPA 2016

X30 Junior

(Jun) Qualifying Heat A-C

Historique / Records

Tour	Secteur 1	Secteur 2	Secteur 3	Temps
Lap	Sector 1	Sector 2	Sector 3	Time
2	18.959	14.598	20.797	54.354
3	18.597	14.197	20.629	53.423
4	18.152	14.080	20.460	52.692
5	18.979			53.743
6	18.646	14.816	20.793	54.255
7	18.216	14.262	20.520	52.998
FINISH				
8	18.551	14.197	20.545	53.293

**17 WURSTER Nico**

18.737 1:25.182				
START				
	26.596	22.464	34.852	
1	23.404	15.188	20.838	59.430
2	18.438	14.556	20.842	53.836
3	18.142	14.049	20.523	52.714
4	18.095	13.930	20.186	52.211
5	18.477			53.248
6	18.179	13.862	20.242	52.283
7	17.877	13.897	20.263	52.037
FINISH				
8	17.888	13.849	20.344	52.081

**18 WAGNER Kevin**

18.497 1:29.779				
START				
	24.825	22.811	37.002	
1	20.318	14.773	21.156	56.247
2	18.489	14.044	20.697	53.230
3	18.780	14.149	20.679	53.608
4	18.043	13.872	20.131	52.046
5	18.039			53.120
6	17.997	13.832	20.145	51.974
7	17.732	13.812	20.091	51.635
FINISH				
8	17.717	13.849	20.054	51.620

Tour	Secteur 1	Secteur 2	Secteur 3	Temps
Lap	Sector 1	Sector 2	Sector 3	Time

**19 ALATALO William**

18.501 1:28.773				
START				
	24.542	23.286	36.790	
1	19.737	14.198	21.224	55.159
2	18.072	13.989	20.853	52.914
3	17.959	13.861	20.281	52.101
4	18.304	13.830	20.117	52.251
5	17.820			51.725
6	17.846	13.762	20.065	51.673
7	17.927	13.872	20.653	52.452
FINISH				
8	17.933	13.990	20.546	52.469

**23 RICHTER Alexander**

18.741 1:25.044				
START				
	26.320	22.853	35.135	
1	45.104	18.480	21.202	1:24.786
2	18.707	14.308	20.649	53.664
3	18.364	14.083	20.438	52.885
4	18.291	14.119	20.598	53.008
5	18.353			52.822
6	18.342	14.071	20.432	52.845
7	18.272	14.102	20.510	52.884
FINISH				
8	18.344	14.178	20.437	52.959

**24 MIALANE Thomas**

18.421 1:28.466				
START				
	25.029	23.256	36.438	
1	20.305	14.657	20.693	55.655
2	18.406	13.955	20.445	52.806

X 30 CHALLENGE EUROPA 2016

X30 Junior

(Jun) Qualifying Heat A-C

Historique / Records

Tour	Secteur 1	Secteur 2	Secteur 3	Temps
Lap	Sector 1	Sector 2	Sector 3	Time
3	18.563	13.942	20.376	52.881
4	17.765	13.853	20.283	51.901
5	17.946			51.798
6	17.739	13.733	20.142	51.614
7	17.733	13.779	20.377	51.889
FINISH				
8	17.787	13.751	42.214	1:13.752

**25 DEGENBECK Patrick**

18.399				
1:27.269				
START				
	26.015	22.862	35.396	
1	20.460	14.546	21.240	56.246
2	18.309	14.397	20.838	53.544
3	18.159	14.017	20.782	52.958
4	18.236	14.269	20.421	52.926
5	18.197			52.329
6	17.993	13.966	20.896	52.855
7	18.009	13.823	20.189	52.021
FINISH				
8	17.936	13.883	20.178	51.997

**26 BORN Miklas**

18.671				
1:24.722				
START				
	26.765	22.469	34.631	
1	21.886	15.155	21.255	58.296
2	18.907	14.131	20.552	53.590
3	18.268	14.139	21.076	53.483
4	18.220	14.035	20.362	52.617
5	18.801			53.472
6	18.208	14.004	20.377	52.589
7	18.004	13.870	20.560	52.434
FINISH				
8	18.532	14.025	20.565	53.122

Tour	Secteur 1	Secteur 2	Secteur 3	Temps
Lap	Sector 1	Sector 2	Sector 3	Time

**27 ROCCA Maxime**

18.797				
1:25.449				
START				
	25.867	22.892	35.377	
1	21.531	15.369	21.153	58.053
2	18.960	14.087	20.624	53.671
3	18.300	14.396	20.815	53.511
4	18.133	13.958	20.347	52.438
5	18.741			53.618
6	18.089	13.874	20.543	52.506
7	18.077	13.906	20.475	52.458
FINISH				
8	18.244	13.951	20.303	52.498

**28 GHIRETTI Alessandro**

18.387				
1:27.805				
START				
	25.858	22.970	35.611	
1	20.889	14.423	21.198	56.510
2	18.226	14.110	20.548	52.884
3	18.146	14.138	21.213	53.497
4	18.212	13.909	20.137	52.258
5	17.855			52.092
6	18.945	13.974	20.390	53.309
7	17.838	13.828	20.040	51.706
FINISH				
8	18.068	13.957	20.200	52.225

**31 SANSON Julien**

18.577				
17.968				
33.911				
START				
	23.340	23.619	37.841	
1	19.441	14.003	20.411	53.855
2	18.065	14.481	21.303	53.849



X 30 CHALLENGE EUROPA 2016

X30 Junior

(Jun) Qualifying Heat A-C

Historique / Records

Tour	Secteur 1	Secteur 2	Secteur 3	Temps
Lap	Sector 1	Sector 2	Sector 3	Time
3	18.177	13.931	20.188	52.296
4	17.848	13.743	20.046	51.637
5	17.881			52.153
6	17.829	13.866	20.101	51.796
7	17.910	13.730	20.099	51.739
FINISH				
8	17.872	13.730	20.068	51.670

**35 ETEKI Adam**

18.245 1:29.444				
START				
	24.443	23.208	36.934	
1	19.697	14.191	20.470	54.358
2	18.056	13.895	20.858	52.809
3	17.971	13.897	20.323	52.191
4	17.805	13.846	20.246	51.897
5	17.877			52.202
6	17.784	13.845	20.191	51.820
7	18.494	13.807	20.730	53.031
FINISH				
8	17.877	14.041	20.387	52.305

**38 FONTANELLA Enzo**

18.445 1:13.933				
START				
	18.335	19.469	35.216	
1	20.606	14.758	20.895	56.259
2	18.317	14.211	20.734	53.262
3	18.169	14.113	20.901	53.183
4	18.036	13.921	20.417	52.374
5	18.429			52.642
6	17.968	13.913	20.602	52.483
7	17.983	13.898	20.778	52.659
FINISH				
8	18.081	13.949	20.276	52.306

Tour	Secteur 1	Secteur 2	Secteur 3	Temps
Lap	Sector 1	Sector 2	Sector 3	Time

**40 SEYHAN Javin Lewis**

18.458 1:27.428				
START				
	25.273	23.232	35.999	
1	20.980	14.661	21.392	57.033
2	18.467	14.121	20.790	53.378
3	18.205	13.944	20.889	53.038
4	18.175	14.041	20.501	52.717
5	18.232			52.490
6	18.078	13.839	20.607	52.524
7	18.036	13.882	20.223	52.141
FINISH				
8	17.907	13.742	20.226	51.875

**43 MARTINS Victor**

18.495 18.587 34.019				
START				
	23.091	23.745	37.912	
1	19.417	14.045	20.305	53.767
2	18.136			55.125
3	18.322	13.874	20.238	52.434
4	18.067	13.792	20.554	52.413
5	17.836			51.686
6	17.736	13.798	20.015	51.549
7	17.786	13.727	20.389	51.902
FINISH				
8	17.945	14.026	37.162	1:09.133

**44 YU Dante**

18.497 17.991 33.715				
START				
	23.620	23.576	37.429	
1	19.104	14.066	20.409	53.579
2	18.056	14.043	20.318	52.417

X 30 CHALLENGE EUROPA 2016

X30 Junior

(Jun) Qualifying Heat A-C

Historique / Records

Tour	Secteur 1	Secteur 2	Secteur 3	Temps
Lap	Sector 1	Sector 2	Sector 3	Time
3	17.928	13.892	20.198	52.018
4	17.851	13.888	20.084	51.823
5	17.898			51.917
6	17.806			51.744
7	17.780	13.879	20.353	52.012
	FINISH			
8	17.834	13.755	20.140	51.729

**47 MARTINEZ CLAVELL David**

	18.445	17.778	33.428	
	START			
	23.861	23.445	37.462	
1	20.333	14.168	21.086	55.587
2	18.483	13.965	20.694	53.142
3	18.487	13.901	20.204	52.592
4	18.035	14.166	20.728	52.929
5	19.059			53.922
6	18.146	13.902	20.452	52.500
7	18.007	13.831	20.409	52.247
	FINISH			
8	24.709	18.631	25.355	1:08.695

**48 VAN PELT Rens**

	18.354		1:27.920	
	START			
	25.848	22.925	35.705	
1	20.242	14.634	20.730	55.606
2	18.427	14.092	20.311	52.830
3	18.585	14.012	20.255	52.852
4	17.876	13.974	20.271	52.121
5	17.883			51.962
6	17.705	13.787	19.968	51.460
7	17.764	13.788	20.080	51.632
	FINISH			
8	18.013	13.667	20.179	51.859

Tour	Secteur 1	Secteur 2	Secteur 3	Temps
Lap	Sector 1	Sector 2	Sector 3	Time

**53 LULHAM Chris**

	18.287	16.246	37.063	
	START			
	23.049	23.577	38.094	
1	18.764	14.142	20.459	53.365
2	18.067	14.048	20.346	52.461
3	17.857	13.929	20.122	51.908
4	17.657	13.831	20.105	51.593
5	17.757			51.621
6	17.743			51.673
7	17.706	13.834	19.955	51.495
	FINISH			
8	17.666	13.731	20.072	51.469

**54 MASALA Mario**

	18.869		1:18.603	
	START			
	26.521	22.601	34.974	
1	21.516	14.944	21.103	57.563
2	18.956	14.325	20.551	53.832
3	18.345	14.251	20.707	53.303
4	18.197	14.427	20.568	53.192
5	19.028			53.783
6	18.640	14.961	20.651	54.252
7	18.371	14.802	20.435	53.608
	FINISH			
8	18.449	14.270	20.508	53.227

**55 TUUR Stalmans**

	18.482		1:28.275	
	START			
	25.064	23.294	36.259	
1	20.435	14.617	20.941	55.993
2	18.562	14.078	20.624	53.264

X 30 CHALLENGE EUROPA 2016

X30 Junior

(Jun) Qualifying Heat A-C

Historique / Records

Tour	Secteur 1	Secteur 2	Secteur 3	Temps
Lap	Sector 1	Sector 2	Sector 3	Time
3	18.258	13.927	21.239	53.424
4	18.317	13.835	20.165	52.317
5	18.007			51.974
6	17.835	13.754	20.005	51.594
7	17.777	13.669	20.216	51.662
FINISH				
8	18.234	13.889	20.053	52.176

**56 YU Royce**

18.384				
1:29.013				
START				
	24.157	23.426	37.047	
1	19.669	14.442	21.198	55.309
2	18.440	13.993	20.979	53.412
3	18.035	13.864	20.293	52.192
4	18.026	13.805	20.992	52.823
5	18.224			52.827
6	17.943	13.843	20.178	51.964
7	17.804	13.952	20.446	52.202
FINISH				
8	18.295	14.192	20.128	52.615

**57 KUWABARA-WAGG Julian**

18.444				
1:28.708				
START				
	25.352	22.472	36.713	
1	20.299	14.529	20.655	55.483
2	18.401	14.002	20.533	52.936
3	18.630	14.103	20.654	53.387
4	18.001	13.874	20.326	52.201
5	18.101			52.284
6	17.917	13.862	20.167	51.946
7	17.847	13.788	20.487	52.122
FINISH				
8	17.971	13.824	20.206	52.001

Tour	Secteur 1	Secteur 2	Secteur 3	Temps
Lap	Sector 1	Sector 2	Sector 3	Time

**66 POTTY Antoine**

18.552				
1:26.991				
START				
	25.418	23.158	35.799	
1	20.940	16.168	21.373	58.481
2	18.325	14.154	20.880	53.359
3	18.217	14.029	21.039	53.285
4	17.935	13.933	20.393	52.261
5	18.504			52.627
6	17.969	13.836	20.481	52.286
7	17.952	13.775	20.570	52.297
FINISH				
8	17.988	13.830	20.269	52.087

**68 BJORNSTAD Petter**

18.460				
1:14.005				
START				
	18.914	19.098	36.589	
1	20.103	14.577	20.655	55.335
2	18.751	14.501	20.737	53.989
3	18.225	14.040	20.498	52.763
4	18.015	13.791	20.256	52.062
5	24.971			1:00.395
6	18.163	14.266	20.208	52.637
7	17.942	13.899	20.175	52.016
FINISH				
8	18.077	13.963	20.098	52.138

**82 MC DONNELL Sam**

18.481				
1:30.573				
START				
	24.260	23.223	37.157	
1	20.138	14.126	21.102	55.366
2	18.393	14.041	20.451	52.885

X 30 CHALLENGE EUROPA 2016

X30 Junior

(Jun) Qualifying Heat A-C

Historique / Records

Tour	Secteur 1	Secteur 2	Secteur 3	Temps
Lap	Sector 1	Sector 2	Sector 3	Time
3	18.018	13.905	20.215	52.138
4	17.943	13.775	20.055	51.773
5	17.754			51.509
6	17.851	13.839	20.177	51.867
7	18.044	13.785	21.482	53.311
FINISH				
8	18.372	13.821	20.220	52.413

**90 LEHMANN Enzo**

	18.659		1:26.782	
START				
	26.377	22.725	35.010	
1	21.368	14.896	20.916	57.180
2	18.524	14.070	20.722	53.316
3	18.196	13.998	21.139	53.333
4	18.034	13.947	20.358	52.339
5	26.499			1:01.745
6	18.168	14.057	20.492	52.717
7	18.113	13.960	20.333	52.406
FINISH				
8	18.012	13.893	20.467	52.372

**91 VERREAUX Pierre-Andrea**

	18.755		1:25.414	
START				
	26.098	22.889	35.329	
1	20.479	14.694	20.923	56.096
2	18.421	14.124	20.691	53.236
3	18.228	14.022	22.687	54.937
4	17.985	13.884	20.388	52.257
5	23.262			57.993
6	18.182	14.044	20.412	52.638
7	18.111	14.324	20.409	52.844
FINISH				
8	18.174	14.039	20.341	52.554

Grille / Grid	53	43	44	31	2	47	56	82	35	18	19	57	68	11	24	48	55	28	40	25	66	13	12	90	27	38	91	17	23	26	16	14	54
---------------	----	----	----	----	---	----	----	----	----	----	----	----	----	----	----	----	----	----	----	----	----	----	----	----	----	----	----	----	----	----	----	----	----

	1.	2.	3.	4.	5.	6.	7.	8.	9.	10.	11.	12.	13.	14.	15.	16.	17.	18.	19.	20.	21.	22.	23.	24.	25.	26.	27.	28.	29.	30.	31.	32.	33.
Départ / Start	53	43	44	2	31	56	47	35	82	19	18	68	57	24	11	55	48	40	28	25	66	13	12	90	17	27	26	14	91	23	16	54	38
Tour / Lap 1	53	44	43	31	2	35	56	19	82	47	68	57	24	48	18	55	25	28	11	91	40	12	90	14	13	38	27	66	26	54	16	17	23
Tour / Lap 2	53	44	2	35	31	19	82	43	56	47	57	24	48	68	18	55	28	25	11	91	40	14	90	13	38	12	66	27	26	54	16	17	23
Tour / Lap 3	53	44	2	35	31	19	82	56	43	47	24	48	57	68	55	18	25	28	11	40	14	90	13	38	91	66	12	27	26	54	17	16	23
Tour / Lap 4	53	44	2	35	31	82	19	43	56	24	48	47	57	68	18	55	28	25	11	40	14	90	13	38	91	66	12	27	26	17	54	16	23
Tour / Lap 5	53	44	2	35	31	82	19	43	24	48	56	57	55	28	47	18	25	11	40	13	38	66	14	12	27	17	26	54	16	68	91	90	23
Tour / Lap 6	53	44	2	35	31	82	19	43	24	48	56	57	55	18	47	28	11	25	40	38	66	13	14	12	17	27	26	68	54	16	91	90	23
Tour / Lap 7	53	2	44	31	35	19	43	82	24	48	56	57	55	18	47	28	11	25	40	66	38	14	13	12	17	27	26	68	16	91	54	90	23
Tour / Lap 8	53	2	44	31	35	19	48	82	57	55	56	18	28	11	25	40	66	38	14	13	17	12	27	26	68	91	16	54	90	43	47	24	23

Cl	N°	Concurrent	Pilote	Nat	Nat	Tours	Ecart	M.Tour	Vitesse	Pénalité	Points
Rnk	No.	Entrant	Driver			Laps	Gap	B.Lap	Speed	Penalty	
1	1	BN Racing	MALUKAS David	USA		8		51.323	88,10		0
2	5	Peltola Ismo	PELTOLA Ossi	FIN		8	+2.399	51.680	87,49		2
3	89	Evokart Srl	GUIDETTI Jacopo	ITA		8	+3.611	51.535	87,73		3
4	42	Praga SRL	PETELET Milan	FRA		8	+3.959	51.616	87,60		4
5	81	Lahoz Ramon	LAHOZ LOPEZ Alejandro	SPA		8	+4.119	51.505	87,78		5
6	63	Comer Spa	NYBERG Tobias	NOR		8	+4.295	51.595	87,63		6
7	88	HL Racing	LU Hugo	CAN		8	+6.063	51.924	87,08		7
8	41	Mick Barrett Racing	HAWKEY Ethan	GBR		8	+8.091	51.905	87,11		8
9	34	Kartland	CHAPPARD Franck	FRA		8	+8.201	51.651	87,54		9
10	30	LTP Competition	MOYA Rubén	SPA		8	+8.311	51.829	87,24		10
11	37	AC Motorsport	FORTECHA MARTINEZ Ayrton	SPA		8	+8.594	51.908	87,10		11
12	59	Greetham	GREETHAM Oliver	GBR		8	+8.696	51.825	87,24		12
13	45	VDK Racing	DIAS Xavier	FRA		8	+8.910	51.635	87,56		13
14	32	Athens Kart Shop	D'ARCY Alexander	GRE		8	+10.155	51.869	87,17		14
15	50	Connolly William	CONNOLLY Kyle	GBR		8	+10.267	52.040	86,88		15
16	10	Mad-Croc Karting	LINTUKANTO Leevi	FIN		8	+10.407	52.001	86,95		16
17	70	PDB Racing	JEPPSSON Alexander	SWE		8	+12.594	52.164	86,68		17
18	46	Bouchabke Imad	BOUCHABKE Rubens	LIB		8	+12.748	51.978	86,99		18
19	3	AKLE25	CLAUDE Léonie	FRA		8	+13.014	52.041	86,88		19
20	61	Wigger Andreas	WIGGER Elias	SUI		8	+13.811	52.172	86,66		20
21	9	CV-Racing Team by HTTP	DAMHUIS Philipp	GER		8	+14.376	52.001	86,95		21
22	6	CV-Racing Team by HTTP	SPRINGOB Jan Philipp	GER		8	+14.460	51.714	87,43		22
23	21	VDK Racing	GOLDSTEIN Elie	BEL		8	+14.570	51.441	87,89		23
24	20	Super Winforce RT	TANAPONGPAN Sutumno	THA		8	+15.579	51.873	87,16		24
25	15	Mad-Croc Karting	HEINO Tommi	FIN		8	+16.247	52.098	86,79		25
26	83	Riccardo	RICCARDO Gregori	ITA		8	+19.014	52.898	85,47		26
27	52	Ludo Racing	COLOMES Alexandre	FRA		8	+23.824	52.229	86,57		27
28	7	Team Zinner/PST GmbH	WEBER Marcel	GER		8	+24.213	52.186	86,64		28
29	33	DCK Karting	RAUSENS Thibaut	BEL		8	+25.059	51.775	87,33	+10.000	29
30	29	Ludo Racing	JENOUVRIER Alexandre	FRA		8	+40.032	51.547	87,71		30
31	36	Treffe Racing	MALIZIA Arnaud	FRA		8	+41.037	52.020	86,92		31

Meilleur tour / Best lap: 1 MALUKAS David - 51.323

#### Exclu de la manche / Excluded

51	Fusion Motorsport	TAN Ethan	SIN	
----	-------------------	-----------	-----	--

N° 33 Pénalité 10 secondes / Time penalty of 10s : Carénage avant mal installé / Incorrectly installed front fairing

N° 51 Exclusion de la manche / Exclusion from the heat Rapport n° 24

Poids non-conforme / Non-corresponding weight (144,8 pour 145 kg poids de la catégorie)

Sous réserve du contrôle technique ou de fait sportif

Le Chronométrage



Affiché à

Le Président du Collège

Tour	Secteur 1	Secteur 2	Secteur 3	Temps
Lap	Sector 1	Sector 2	Sector 3	Time

#### 1 MALUKAS David

	14.824	20.660		
	START			
	22.481	22.180	38.296	
1	18.876	14.075	20.335	53.286
2	17.980	13.959	20.310	52.249
3	17.907	13.862	20.171	51.940
4	17.800	13.753	20.059	51.612
5	17.803	13.797	20.040	51.640
6	17.754	13.765	20.024	51.543
7	17.804	13.768	19.979	51.551
	FINISH			
8	17.674	13.712	19.937	51.323

#### 3 CLAUDE Léonie

	15.368	21.294		
	START			
	19.801	20.858	35.324	
1	21.045	14.558	21.290	56.893
2	18.200	14.395	21.265	53.860
3	18.439	14.062	20.456	52.957
4	18.157	14.048	20.355	52.560
5	18.013	13.899	20.627	52.539
6	18.112	13.930	20.508	52.550
7	18.392	14.175	20.252	52.819
	FINISH			
8	17.961	13.807	20.273	52.041

#### 5 PELTOLA Ossi

	14.598	20.972		
	START			
	21.484	22.235	38.111	
1	19.453	14.129	20.330	53.912
2	18.006	13.957	20.252	52.215
3	18.118	13.975	20.179	52.272
4	17.844	13.866	20.141	51.851
5	17.873	13.829	20.140	51.842
6	17.815	13.881	20.146	51.842
7	17.770	13.820	20.090	51.680
	FINISH			
8	17.861	13.828	20.125	51.814

Tour	Secteur 1	Secteur 2	Secteur 3	Temps
Lap	Sector 1	Sector 2	Sector 3	Time

#### 6 SPRINGOB Jan Philipp

	15.530	21.365		
	START			
	19.475	20.485	39.156	
1	21.539	14.045	20.583	56.167
2	18.038	13.912	20.548	52.498
3	18.486	14.346	20.701	53.533
4	18.542	14.106	20.401	53.049
5	17.991	14.361	20.647	52.999
6	17.933	13.795	20.143	51.871
7	17.861	13.723	20.130	51.714
	FINISH			
8	17.770	13.909	20.570	52.249

#### 7 WEBER Marcel

	15.365	21.393		
	START			
	19.495	20.631	35.508	
1	21.343	14.663	21.192	57.198
2	18.546	14.117	21.015	53.678
3	18.697	14.485	20.538	53.720
4	18.142	14.562	20.467	53.171
5	18.106	22.818	20.992	1:01.916
6	18.543	14.000	20.388	52.931
7	18.049	13.846	20.291	52.186
	FINISH			
8	18.068	13.852	20.282	52.202

#### 9 DAMHUIS Philipp

	14.966	21.255		
	START			
	19.687	21.176	37.000	
1	21.357	14.496	21.761	57.614
2	18.330	14.222	21.127	53.679
3	18.464	14.273	20.735	53.472
4	18.087	14.414	20.074	52.575
5	17.889	13.861	20.251	52.001
6	18.072	13.967	21.615	53.654
7	18.344	13.961	20.091	52.396
	FINISH			
8	18.010	13.986	20.594	52.590

X 30 CHALLENGE EUROPA 2016

X30 Junior

(Jun) Qualifying Heat B-D

Historique / Records

Tour	Secteur 1	Secteur 2	Secteur 3	Temps
Lap	Sector 1	Sector 2	Sector 3	Time

**10 LINTUKANTO Leevi**

		14.896	21.102	
	START			
	20.010	21.531	37.186	
1	20.790	14.453	21.049	56.292
2	18.217	14.017	20.678	52.912
3	18.535	14.634	20.531	53.700
4	17.972	14.455	20.215	52.642
5	17.966	13.842	20.193	52.001
6	17.919	13.889	20.504	52.312
7	18.355	13.909	20.254	52.518
	FINISH			
8	17.946	13.898	20.213	52.057

**15 HEINO Tommi**

		15.429	21.747	
	START			
	19.364	19.768	34.928	
1	21.111	14.785	21.644	57.540
2	18.432	14.255	20.997	53.684
3	18.443	14.879	20.977	54.299
4	18.469	14.548	20.525	53.542
5	18.349	14.317	20.412	53.078
6	17.982	14.259	20.400	52.641
7	17.966	13.861	20.271	52.098
	FINISH			
8	17.949	13.922	20.246	52.117

**20 TANAPONGPAN Sutumno**

		14.991	21.172	
	START			
	20.421	20.953	37.320	
1	21.691	14.538	21.422	57.651
2	18.498	14.108	20.849	53.455
3	18.535	14.514	20.471	53.520
4	18.738	14.090	20.866	53.694
5	17.990	14.443	20.303	52.736

Tour	Secteur 1	Secteur 2	Secteur 3	Temps
Lap	Sector 1	Sector 2	Sector 3	Time

6	18.135	14.526	20.338	52.999
7	17.963	13.743	20.167	51.873
	FINISH			
8	17.964	13.857	20.159	51.980

**21 GOLDSTEIN Elie**

		14.570	20.923	
	START			
	21.828	22.127	37.814	
1	20.813	14.440	28.512	1:03.765
2	18.697	14.136	20.514	53.347
3	17.996	13.866	20.286	52.148
4	17.805	13.848	20.454	52.107
5	17.870	14.200	20.200	52.270
6	18.099	13.969	19.984	52.052
7	17.672	13.662	20.107	51.441
	FINISH			
8	17.854	13.844	20.548	52.246

**29 JENOUVRIER Alexandre**

		14.466	20.662	
	START			
	21.031	21.893	37.000	
1	20.385	14.164	56.030	1:30.579
2	18.428	14.093	20.506	53.027
3	18.000	13.925	20.246	52.171
4	17.920	13.837	20.166	51.923
5	17.898	13.770	20.123	51.791
6	17.843	13.736	20.063	51.642
7	17.893	13.770	20.184	51.847
	FINISH			
8	17.786	13.726	20.035	51.547

**30 MOYA Rubén**

		14.694	21.150	
	START			
	20.428	21.817	36.709	



X 30 CHALLENGE EUROPA 2016

X30 Junior

(Jun) Qualifying Heat B-D

Historique / Records

Tour Lap	Secteur 1 Sector 1	Secteur 2 Sector 2	Secteur 3 Sector 3	Temps Time
1	19.739	14.332	20.837	54.908
2	18.311	14.228	20.582	53.121
3	18.364	14.528	20.741	53.633
4	18.114	14.122	20.227	52.463
5	18.621	13.995	20.275	52.891
6	18.003	13.818	20.108	51.929
7	17.890	13.824	20.115	51.829
FINISH				
8	17.878	13.678	20.360	51.916

**32 D'ARCY Alexander**

		15.431	21.545	
START				
		19.258	20.266	35.411
1	21.172	14.592	21.226	56.990
2	18.110	14.078	20.430	52.618
3	17.910	14.020	20.536	52.466
4	17.996	14.471	20.412	52.879
5	17.891	13.719	20.259	51.869
6	17.933	13.784	20.176	51.893
7	18.284	13.758	20.120	52.162
FINISH				
8	17.948	14.027	20.346	52.321

**33 RAUSENS Thibaut**

		15.078	21.097	
START				
		20.425	21.067	41.346
1	21.115	14.273	20.801	56.189
2	18.112	13.957	20.373	52.442
3	18.056	13.899	20.500	52.455
4	18.410	14.100	20.262	52.772
5	17.917	14.443	20.329	52.689
6	18.489	14.240	20.140	52.869
7	17.853	13.875	20.135	51.863
FINISH				
8	17.799	13.890	20.086	51.775

Tour Lap	Secteur 1 Sector 1	Secteur 2 Sector 2	Secteur 3 Sector 3	Temps Time
-------------	-----------------------	-----------------------	-----------------------	---------------

**34 CHAPPARD Franck**

		14.657	20.774	
START				
		21.257	22.023	37.404
1	20.592	14.370	21.140	56.102
2	18.140	13.848	20.240	52.228
3	18.011	14.180	20.758	52.949
4	17.872	14.900	20.164	52.936
5	18.044	13.831	20.102	51.977
6	17.769	13.787	20.095	51.651
7	17.891	13.807	20.228	51.926
FINISH				
8	18.009	14.160	20.511	52.680

**36 MALIZIA Arnaud**

		14.545	20.907	
START				
		21.034	21.974	37.625
1	20.666	14.382	52.493	1:27.541
2	18.456	14.234	20.636	53.326
3	18.359	14.097	20.429	52.885
4	18.077	14.017	20.315	52.409
5	18.112	14.029	20.400	52.541
6	17.994	13.924	20.284	52.202
7	18.514	13.864	20.160	52.538
FINISH				
8	17.871	13.895	20.254	52.020

**37 FONTECHA MARTINEZ Ayrton**

		14.889	21.321	
START				
		19.577	21.468	36.545
1	20.600	14.364	21.200	56.164
2	18.194	14.022	20.349	52.565
3	18.024	13.987	20.510	52.521
4	17.981	14.087	20.216	52.284
5	17.997	13.807	20.155	51.959

X 30 CHALLENGE EUROPA 2016

X30 Junior

(Jun) Qualifying Heat B-D

Historique / Records

Tour Lap	Secteur 1 Sector 1	Secteur 2 Sector 2	Secteur 3 Sector 3	Temps Time
6	17.914	13.940	20.054	51.908
7	17.814	14.407	20.262	52.483
FINISH				
8	17.943	14.026	20.789	52.758

**41 HAWKEY Ethan**

		14.627	20.681	
START				
	21.475	22.085	37.685	
1	19.577	15.278	21.631	56.486
2	18.556	13.957	20.332	52.845
3	18.044	13.921	20.397	52.362
4	18.153	14.115	20.208	52.476
5	17.976	13.839	20.153	51.968
6	17.898	13.948	20.382	52.228
7	17.850	13.840	20.215	51.905
FINISH				
8	18.002	14.150	20.506	52.658

**42 PETELET Milan**

		14.469	20.754	
START				
	22.015	22.089	37.653	
1	19.845	14.250	20.366	54.461
2	18.126	13.864	20.304	52.294
3	17.944	13.909	20.135	51.988
4	17.860	13.789	20.215	51.864
5	18.140	13.853	20.146	52.139
6	17.905	13.847	20.082	51.834
7	17.784	13.788	20.044	51.616
FINISH				
8	18.157	13.998	20.311	52.466

**45 DIAS Xavier**

		14.922	21.225	
START				
	20.313	20.899	36.217	

Tour Lap	Secteur 1 Sector 1	Secteur 2 Sector 2	Secteur 3 Sector 3	Temps Time
1	20.957	14.623	20.801	56.381
2	18.104	14.046	20.311	52.461
3	17.920	13.991	20.663	52.574
4	17.967	14.546	20.339	52.852
5	18.043	14.035	20.715	52.793
6	17.879	13.789	20.522	52.190
7	17.802	13.752	20.081	51.635
FINISH				
8	17.783	13.812	20.313	51.908

**46 BOUCHABKE Rubens**

		15.238	21.220	
START				
	19.524	20.785	36.542	
1	20.617	14.702	21.622	56.941
2	18.198	14.697	21.152	54.047
3	18.817	14.279	20.683	53.779
4	18.047	14.490	20.634	53.171
5	17.979	13.842	20.205	52.026
6	17.944	13.850	20.360	52.154
7	17.921	13.902	20.224	52.047
FINISH				
8	17.876	13.814	20.288	51.978

**50 CONNOLLY Kyle**

		15.594	21.015	
START				
	20.075	21.114	35.431	
1	20.738	14.637	20.833	56.208
2	18.061	13.903	20.513	52.477
3	18.495	13.904	20.194	52.593
4	18.614	14.349	20.282	53.245
5	17.922	13.950	20.293	52.165
6	17.930	13.784	20.499	52.213
7	18.004	13.828	20.208	52.040
FINISH				
8	18.047	13.925	20.691	52.663

X 30 CHALLENGE EUROPA 2016

X30 Junior

(Jun) Qualifying Heat B-D

Historique / Records

Tour	Secteur 1	Secteur 2	Secteur 3	Temps
Lap	Sector 1	Sector 2	Sector 3	Time

**51 TAN Ethan**

	15.464	21.105		
	START			
	19.753	20.528	1:49.060	
	FINISH			

**52 COLOMES Alexandre**

	15.344	21.585		
	START			
	19.451	19.456	35.497	
1	20.961	14.437	21.645	57.043
2	18.749	14.191	20.739	53.679
3	18.265	14.413	20.626	53.304
4	18.545	14.077	20.297	52.919
5	18.142	22.924	20.793	1:01.859
6	18.049	13.963	20.302	52.314
7	18.067	13.987	20.256	52.310
	FINISH			
8	18.027	13.980	20.222	52.229

**59 GREETHAM Oliver**

	15.194	21.006		
	START			
	20.055	21.352	36.964	
1	20.841	14.978	21.217	57.036
2	18.057	14.056	20.299	52.412
3	18.348	14.201	20.213	52.762
4	18.181	13.959	20.125	52.265
5	17.979	14.083	20.210	52.272
6	17.920	13.843	20.120	51.883
7	17.964	13.816	20.045	51.825
	FINISH			
8	17.925	13.912	20.281	52.118

**61 WIGGER Elias**

	15.509	21.307		
--	--------	--------	--	--

Tour	Secteur 1	Secteur 2	Secteur 3	Temps
Lap	Sector 1	Sector 2	Sector 3	Time

	START			
	19.293	20.119	35.041	
1	21.107	14.863	21.481	57.451
2	18.354	14.083	21.089	53.526
3	18.782	14.305	20.677	53.764
4	18.093	14.278	20.729	53.100
5	18.035	14.047	20.192	52.274
6	17.987	13.885	20.500	52.372
7	18.147	13.964	20.162	52.273
	FINISH			
8	17.958	13.902	20.312	52.172

**63 NYBERG Tobias**

	14.442	20.759		
	START			
	21.242	22.239	37.909	
1	19.433	15.053	20.849	55.335
2	18.175	13.948	20.233	52.356
3	17.884	13.836	20.206	51.926
4	17.880	13.889	20.138	51.907
5	17.929	14.237	20.417	52.583
6	17.886	13.786	20.103	51.775
7	17.776	13.792	20.027	51.595
	FINISH			
8	17.855	13.753	20.140	51.748

**70 JEPSSON Alexander**

	15.607	21.657		
	START			
	18.852	19.837	35.151	
1	21.402	14.633	21.236	57.271
2	18.486	14.075	20.793	53.354
3	18.303	14.253	20.422	52.978
4	18.237	13.888	20.187	52.312
5	18.044	13.812	20.391	52.247
6	18.049	13.883	20.809	52.741
7	18.108	13.861	20.237	52.206
	FINISH			
8	18.010	13.887	20.267	52.164

X 30 CHALLENGE EUROPA 2016

X30 Junior

(Jun) Qualifying Heat B-D

Historique / Records

Tour	Secteur 1	Secteur 2	Secteur 3	Temps
Lap	Sector 1	Sector 2	Sector 3	Time

**81 LAHOZ LOPEZ Alejandro**

		14.719	20.801	
	START			
	21.195	22.049	37.514	
1	19.643	14.312	20.383	54.338
2	18.020	13.823	20.454	52.297
3	17.936	13.847	20.094	51.877
4	17.816	13.809	20.134	51.759
5	18.861	14.262	20.242	53.365
6	17.874	13.756	20.045	51.675
7	17.718	13.753	20.034	51.505
	FINISH			
8	17.742	14.011	20.258	52.011

**83 RICCARDO Gregori**

		15.505	21.712	
	START			
	18.954	19.153	34.919	
1	21.475	14.703	21.287	57.465
2	18.435	14.282	20.983	53.700
3	19.057	14.279	21.290	54.626
4	18.416	14.183	21.120	53.719
5	18.195	14.352	20.492	53.039
6	18.101	14.227	20.570	52.898
7	18.194	14.310	20.489	52.993
	FINISH			
8	18.307	14.239	20.453	52.999

**88 LU Hugo**

		14.621	20.829	
	START			
	20.470	21.464	37.337	
1	20.189	14.252	20.816	55.257
2	18.300	14.171	20.399	52.870
3	17.998	13.888	20.321	52.207
4	17.962	13.922	20.308	52.192
5	18.036	13.858	20.249	52.143

Tour	Secteur 1	Secteur 2	Secteur 3	Temps
Lap	Sector 1	Sector 2	Sector 3	Time

6	17.918	13.854	20.253	52.025
7	17.931	13.824	20.169	51.924
	FINISH			
8	17.890	13.851	20.286	52.027

**89 GUIDETTI Jacopo**

		14.693	20.793	
	START			
	22.083	22.137	38.063	
1	19.236	14.491	20.426	54.153
2	18.175	13.898	20.311	52.384
3	18.056	13.848	20.089	51.993
4	17.933	13.827	20.384	52.144
5	18.651	14.026	20.085	52.762
6	17.838	13.858	19.998	51.694
7	17.808	13.751	19.976	51.535
	FINISH			
8	17.780	14.066	20.089	51.935

Grille / Grid	1	5	89	63	21	41	42	81	36	88	34	29	10	30	59	37	9	45	46	20	51	33	6	50	32	3	61	7	15	70	83	52
---------------	---	---	----	----	----	----	----	----	----	----	----	----	----	----	----	----	---	----	----	----	----	----	---	----	----	---	----	---	----	----	----	----

	1.	2.	3.	4.	5.	6.	7.	8.	9.	10.	11.	12.	13.	14.	15.	16.	17.	18.	19.	20.	21.	22.	23.	24.	25.	26.	27.	28.	29.	30.	31.	32.
Départ / Start	1	5	89	63	41	21	81	42	88	29	36	30	34	37	10	45	59	9	46	50	3	61	32	7	15	70	83	20	52	6	33	51
Tour / Lap 1	1	5	89	81	42	63	30	88	41	34	37	10	45	50	59	46	3	32	9	61	7	70	15	83	52	20	6	33	21	36	29	
Tour / Lap 2	1	5	89	81	42	63	88	30	34	41	37	45	10	50	59	32	3	46	9	61	70	7	15	83	20	52	6	33	21	36	29	
Tour / Lap 3	1	5	89	81	42	63	88	41	34	37	30	45	50	59	10	32	3	70	9	46	61	7	52	20	6	15	33	83	21	36	29	
Tour / Lap 4	1	5	81	89	42	63	88	41	37	30	34	45	59	50	10	32	3	70	9	46	61	7	52	6	33	20	15	21	83	36	29	
Tour / Lap 5	1	5	42	89	81	63	88	41	37	34	30	59	45	50	10	32	70	3	9	46	61	33	6	20	21	15	83	7	52	36	29	
Tour / Lap 6	1	5	42	89	81	63	88	37	41	34	30	59	45	50	32	10	3	70	46	61	9	6	21	33	20	15	83	52	7	36	29	
Tour / Lap 7	1	5	42	89	81	63	88	41	34	37	30	59	45	50	32	10	70	46	3	61	9	6	21	33	20	15	83	52	7	29	36	
Tour / Lap 8	1	5	89	42	81	63	88	41	34	30	37	59	45	32	50	10	70	46	3	61	9	6	21	33	20	15	83	52	7	29	36	

## X30 Junior

### Classement Intermédiaire / Provisional Intermediate Classification

Cl	N°	Pilote	Nat	Nat	A-B	C-D	B-C	A-D	A-C	B-D	Points	Essais Qualifying
Rnk	No.	Driver										
1	1	MALUKAS David	USA		0	-	0	-	-	0	0	2
2	53	LULHAM Chris	GBR		2	-	-	0	4	-	6	1
3	2	BRADSHAW Callum	GBR		6	-	-	2	0	-	8	9
4	89	GUIDETTI Jacopo	ITA		4	-	5	-	-	3	12	6
5	35	ETEKI Adam	FRA		5	-	-	4	5	-	14	17
6	81	LAHOZ LOPEZ Alejandro	SPA		-	2	-	8	-	5	15	16
7	42	PETELET Milan	FRA		10	-	4	-	-	4	18	14
8	41	HAWKEY Ethan	GBR		-	3	-	9	-	8	20	12
9	19	ALATALO William	FIN		9	-	-	5	6	-	20	21
10	31	SANSON Julien	FRA		-	12	6	-	3	-	21	7
11	56	YU Royce	CHN		3	-	-	7	11	-	21	13
12	34	CHAPPARD Franck	FRA		7	-	7	-	-	9	23	22
13	44	YU Dante	USA		21	-	-	3	2	-	26	5
14	43	MARTINS Victor	FRA		-	0	2	-	28	-	30	3
15	57	KUWABARA-WAGG Julian	FRA		-	11	11	-	9	-	31	23
16	55	TUUR Stalmans	BEL		11	-	-	10	10	-	31	33
17	48	VAN PELT Rens	BEL		-	13	13	-	7	-	33	31
18	59	GREETHAM Oliver	GBR		12	-	12	-	-	12	36	30
19	18	WAGNER Kevin	GER		-	18	9	-	12	-	39	19
20	11	SCHUTZE Leon	GER		-	9	17	-	14	-	40	27
21	63	NYBERG Tobias	NOR		-	5	-	30	-	6	41	8
22	5	PELTOLA Ossi	FIN		-	8	-	32	-	2	42	4
23	82	MC DONNELL Sam	IRL		-	6	28	-	8	-	42	15
24	24	MIALANE Thomas	FRA		8	-	-	6	30	-	44	29
25	37	FORTECHA MARTINEZ Ayrton	SPA		-	21	-	12	-	11	44	32
26	88	LU Hugo	CAN		-	15	-	23	-	7	45	20
27	30	MOYA Rubén	SPA		-	10	-	25	-	10	45	28
28	25	DEGENBECK Patrick	GER		-	14	16	-	15	-	45	39
29	21	GOLDSTEIN Elie	BEL		23	-	3	-	-	23	49	10
30	68	BJORNSTAD Petter	NOR		14	-	-	11	24	-	49	25
31	10	LINTUKANTO Leevi	FIN		15	-	19	-	-	16	50	26
32	45	DIAS Xavier	FRA		-	24	-	13	-	13	50	36
33	46	BOUCHABKE Rubens	LIB		17	-	15	-	-	18	50	38
34	36	MALIZIA Arnaud	FRA		13	-	8	-	-	31	52	18












#### Non Qualifiés / Not Qualified

35	28	GHIRETTI Alessandro	FRA		-	31	10	-	13	-	54	35
36	38	FONTANELLA Enzo	BRA		-	16	20	-	18	-	54	51
37	20	TANAPONGPAN Sutumno	THA		-	17	-	15	-	24	56	40
38	66	POTTY Antoine	BEL		19	-	-	20	17	-	56	41
39	32	D'ARCY Alexander	GRE		24	-	18	-	-	14	56	50
40	3	CLAUDE Léonie	FRA		-	23	-	17	-	19	59	52
41	6	SPRINGOB Jan Philipp	GER		16	-	22	-	-	22	60	46
42	50	CONNOLLY Kyle	GBR		-	30	-	16	-	15	61	48

X 30 CHALLENGE EUROPA 2016

X30 Junior

Classement Intermédiaire / Provisional Intermediate Classification

Cl	N°	Pilote	Nat	Nat	A-B	C-D	B-C	A-D	A-C	B-D	Points	Essais Qualifying
Rnk	No.	Driver										
43	47	MARTINEZ CLAVELL David	SPA		-	4	27	-	32	-	63	11
44	29	JENOUVRIER Alexandre	FRA		-	7	-	26	-	30	63	24
45	27	ROCCA Maxime	FRA		20	-	-	21	22	-	63	49
46	40	SEYHAN Javin Lewis	GER		18	-	-	31	16	-	65	37
47	33	RAUSENS Thibaut	BEL		-	22	-	14	-	29	65	44
48	52	COLOMES Alexandre	FRA		-	19	-	22	-	27	68	64
49	70	JEPPSSON Alexander	SWE		-	25	-	27	-	17	69	60
50	61	WIGGER Elias	SUI		27	-	24	-	-	20	71	54
51	7	WEBER Marcel	GER		-	26	-	18	-	28	72	56
52	14	TAUSCHER Alexander	GER		-	20	23	-	29	-	72	63
53	90	LEHMANN Enzo	FRA		-	32	14	-	27	-	73	47
54	13	DE AMICIS Giulio	ITA		-	27	30	-	19	-	76	43
55	12	MOCCIA Savio	SUI		22	-	-	33	21	-	76	45
56	17	WURSTER Nico	GER		-	28	29	-	20	-	77	55
57	26	BORN Miklas	SUI		-	29	25	-	23	-	77	59
58	23	RICHTER Alexander	GER		26	-	-	19	33	-	78	57
59	9	DAMHUIS Philipp	GER		32	-	26	-	-	21	79	34
60	51	TAN Ethan	SIN		25	-	21	-	-	34	80	42
61	16	VALKEEJARVI Valtteri	FIN		29	-	-	28	26	-	83	61
62	91	VERREAUX Pierre-Andrea	FRA		35	-	-	24	25	-	84	53
63	15	HEINO Tommi	FIN		28	-	32	-	-	25	85	58
64	83	RICCARDO Gregori	ITA		30	-	31	-	-	26	87	62
65	54	MASALA Mario	ITA		31	-	-	29	31	-	91	

Sous réserve du contrôle technique ou de fait sportif

Le Chronométrage



Affiché à

Le Président du Collège

## X30 Junior

### (Jun) Race 1 - B

#### Classement / Classification

Cl	N°	Concurrent	Pilote	Nat	Nat	Tours	Ecart	M.Tour	Vitesse	Pénalité	Points
Rnk	No.	Entrant	Driver			Laps	Gap	B.Lap	Speed	Penalty	
1	32	Athens Kart Shop	D'ARCY Alexander	GRE		12		51.951	87,03		88
2	14	Tauscher	TAUSCHER Alexander	GER		12	+2.209	51.487	87,82		83
3	33	DCK Karting	RAUSENS Thibaut	BEL		12	+2.480	51.928	87,07		79
4	70	PDB Racing	JEPPSSON Alexander	SWE		12	+2.765	51.705	87,44		76
5	38	Ludo Racing	FONTANELLA Enzo	BRA		12	+5.424	52.022	86,91		74
6	90	Foti Sébastien	LEHMANN Enzo	FRA		12	+5.952	52.038	86,89		73
7	61	Wigger Andreas	WIGGER Elias	SUI		12	+6.266	51.982	86,98		72
8	7	Team Zinner/PST GmbH	WEBER Marcel	GER		12	+6.585	51.955	87,02		71
9	20	Super Winforce RT	TANAPONGPAN Sutumno	THA		12	+6.889	52.090	86,80		70
10	51	Fusion Motorsport	TAN Ethan	SIN		12	+7.124	51.854	87,19		69
11	26	Born Christian	BORN Miklas	SUI		12	+8.170	52.165	86,67		68
12	6	CV-Racing Team by HTTP	SPRINGOB Jan Philipp	GER		12	+10.161	51.684	87,48		67
13	12	Moccia Angelino	MOCCIA Savio	SUI		12	+10.404	51.623	87,58		66
14	28	ASK La Grande Motte	GHIRETTI Alessandro	FRA		12	+11.651	51.904	87,11	+10.000	65
15	23	Team NKS	RICHTER Alexander	GER		12	+12.644	52.303	86,45	+3.000	64
16	91	Le Castellet Kart Racing	VERREAUX Pierre-Andrea	FRA		12	+13.639	52.354	86,36		63
17	15	Mad-Croc Karting	HEINO Tommi	FIN		12	+13.871	52.200	86,62		62
18	3	AKLE25	CLAUDE Léonie	FRA		12	+14.324	52.089	86,80		61
19	16	Mad-Croc Karting	VALKEEJARVI Valtteri	FIN		12	+14.701	52.320	86,42		60
20	17	Lanari Racing Team	WURSTER Nico	GER		12	+14.833	51.776	87,33	+10.000	59
21	40	Top-Kart Germany	SEYHAN Javin Lewis	GER		12	+16.109	51.849	87,20	+10.000	58
22	54	Masala Claudio	MASALA Mario	ITA		12	+16.935	52.849	85,55		57
23	83	Riccardo	RICCARDO Gregori	ITA		12	+28.724	52.129	86,73	+20.000	56
24	29	Ludo Racing	JENOUVRIER Alexandre	FRA		12	+33.288	51.770	87,34		55
25	13	De Amicis Antonello	DE AMICIS Giulio	ITA		12	+46.443	52.187	86,64	+3.000	54
26	47	Martinez Fedi Pablo	MARTINEZ CLAVELL David	SPA		12	+53.614	51.696	87,46	+10.000	53
27	9	CV-Racing Team by HTTP	DAMHUIS Philipp	GER		10	+2 Laps	52.044	86,88	+3.000	52
28	50	Connolly William	CONNOLLY Kyle	GBR		9	+3 Laps	51.849	87,20		51
29	66	Karting Club Condroz	POTTY Antoine	BEL		9	+3 Laps	51.928	87,07		50
30	27	Ludo Racing	ROCCA Maxime	FRA		8	+4 Laps	52.085	86,81		49

Meilleur tour / Best lap: 14 TAUSCHER Alexander - 51.487

#### Absent sur la grille / DNSs

52	Ludo Racing	COLOMES Alexandre	FRA	
----	-------------	-------------------	-----	--

N° 17 - 40 - 47 - 83 Pénalité 10 secondes / Time penalty of 10s : Carénage avant mal installé / Incorrectly installed front fairing

N° 83 Pénalité 10 secondes / Time penalty of 10s Rapport n° 28

Sortie totale du couloir / Total exit of the corridor : Art 2.20a

N° 13 Pénalité 3 secondes / Time penalty of 3s Rapport n° 29

Sortie partielle du couloir avant le départ / Partial exit of the corridor before the departure selon art. 2.20a

N° 9 Pénalité 3 secondes / Time penalty of 3s Rapport n° 30

Sortie partielle du couloir avant le départ / Partial exit of the corridor before the departure selon art. 2.20a

N° 23 Pénalité 3 secondes / Time penalty of 3s Rapport n° 31

Sortie partielle du couloir avant le départ / Partial exit of the corridor before the departure selon art. 2.20a



X 30 CHALLENGE EUROPA 2016

X30 Junior

(Jun) Race 1 - B

Classement / Classification

N° 28 Pénalité 10 secondes / Time penalty of 10s : ART. 2.24 : Incident de course : Collision avec un autre pilote Rapport n° 33

N° 91 Avertissement pour incident

Sous réserve du contrôle technique ou de fait sportif

Le Chronométrage



Affiché à

Le Président du Collège

## X30 Junior

### (Jun) Race 1 - B

#### Historique / Records

Tour	Secteur 1	Secteur 2	Secteur 3	Temps
Lap	Sector 1	Sector 2	Sector 3	Time
<b>3 CLAUDE Léonie</b>				
	16.189	21.783		
	START			
	21.265	23.040	42.701	
1	31.336	15.349	20.968	1:07.653
2	18.536	14.104	20.520	53.160
3	18.649	13.963	20.499	53.111
4	18.335	13.876	20.271	52.482
5	18.082	13.966	20.314	52.362
6	17.955	13.909	20.225	52.089
7	18.126	14.040	20.180	52.346
8	18.046	14.075	20.554	52.675
9	18.071	13.876	20.261	52.208
10	18.057	14.152	20.482	52.691
11	18.474	14.034	20.496	53.004
	FINISH			
12	18.302	14.061	20.377	52.740

### 6 SPRINGOB Jan Philipp

	16.179	21.733		
	START			
	20.989	23.909	42.511	
1	31.075	15.706	21.032	1:07.813
2	18.508	13.950	20.600	53.058
3	18.189	13.916	20.375	52.480
4	18.052	13.854	20.188	52.094
5	17.930	13.790	20.251	51.971
6	18.308	14.000	20.314	52.622
7	17.982	14.110	20.286	52.378
8	18.018	14.206	20.298	52.522
9	17.842	13.894	20.160	51.896
10	17.838	14.033	20.078	51.949
11	17.914	13.680	20.090	51.684
	FINISH			
12	17.870	13.672	20.179	51.721

### 7 WEBER Marcel

	16.205	22.332		
	START			

	19.499	22.123	41.134	
1	22.611	14.897	21.067	58.575
2	18.606	14.038	20.526	53.170
3	18.324	13.965	20.420	52.709
4	18.122	13.798	20.316	52.236
5	18.128	13.888	20.424	52.440
6	18.719	13.950	20.409	53.078
7	18.111	14.290	20.293	52.694
8	18.052	14.009	20.957	53.018
9	18.268	13.988	20.259	52.515
10	17.893	14.149	20.392	52.434
11	18.210	13.961	20.682	52.853
	FINISH			
12	17.932	13.844	20.179	51.955

### 9 DAMHUIS Philipp

	16.696	22.334		
	START			
	19.460	21.204	40.451	
1	22.352	15.725	21.268	59.345
2	18.584	14.071	20.356	53.011
3	18.304	14.144	20.737	53.185
4	18.072	13.882	20.227	52.181
5	18.025	13.951	20.068	52.044
6	18.117	14.493	20.485	53.095
7	18.062	13.967	20.144	52.173
8	18.250	13.966	20.577	52.793
9	18.289	13.896	20.497	52.682
10	17.924	49.780	21.442	1:29.146
	FINISH			

### 12 MOCCIA Savio

	16.095	22.081		
	START			
	19.344	22.047	40.736	
1	22.524	23.405	21.469	1:07.398
2	18.464	14.063	20.478	53.005
3	18.155	13.865	20.248	52.268
4	17.926	13.814	20.076	51.816
5	17.852	13.848	20.081	51.781

X 30 CHALLENGE EUROPA 2016

X30 Junior

(Jun) Race 1 - B

Historique / Records

Tour Lap	Secteur 1 Sector 1	Secteur 2 Sector 2	Secteur 3 Sector 3	Temps Time
6	17.963	13.970	20.201	52.134
7	17.963	14.169	20.191	52.323
8	18.346	14.205	20.666	53.217
9	<b>17.844</b>	13.901	20.119	51.864
10	17.879	14.107	20.096	52.082
11	17.888	<b>13.781</b>	<b>19.954</b>	<b>51.623</b>
FINISH				
12	<b>17.834</b>	<b>13.762</b>	20.095	51.691

**13 DE AMICIS Giulio**

		<b>16.325</b>	<b>22.311</b>	
START				
		<b>19.514</b>	21.978	41.473
1	22.845	<b>15.279</b>	<b>21.020</b>	<b>59.144</b>
2	<b>18.349</b>	<b>14.104</b>	<b>20.725</b>	<b>53.178</b>
3	<b>18.254</b>	14.153	<b>20.613</b>	<b>53.020</b>
4	<b>17.973</b>	<b>13.931</b>	<b>20.296</b>	<b>52.200</b>
5	<b>17.951</b>	13.933	20.303	<b>52.187</b>
6	17.963	14.715	20.404	53.082
7	17.977	13.973	20.319	52.269
8	<b>17.834</b>	<b>13.788</b>	20.781	52.403
9	18.417	45.334	21.826	1:25.577
10	18.433	16.406	20.760	55.599
11	18.160	14.020	20.562	52.742
FINISH				
12	18.052	14.049	20.467	52.568

**14 TAUSCHER Alexander**

		<b>16.491</b>	<b>21.969</b>	
START				
		<b>20.190</b>	22.410	41.373
1	21.434	<b>14.704</b>	<b>21.023</b>	<b>57.161</b>
2	<b>18.292</b>	<b>13.866</b>	<b>20.396</b>	<b>52.554</b>
3	<b>17.896</b>	14.255	21.206	53.357
4	18.342	13.916	20.571	52.829
5	18.452	<b>13.745</b>	20.566	52.763
6	18.335	13.978	<b>20.233</b>	<b>52.546</b>
7	<b>17.861</b>	13.929	20.535	<b>52.325</b>
8	18.101	<b>13.723</b>	<b>20.084</b>	<b>51.908</b>

Tour Lap	Secteur 1 Sector 1	Secteur 2 Sector 2	Secteur 3 Sector 3	Temps Time
9	<b>17.796</b>	<b>13.670</b>	<b>20.021</b>	<b>51.487</b>
10	<b>17.745</b>	14.586	20.070	52.401
11	17.812	13.716	<b>19.984</b>	51.512
FINISH				
12	17.824	14.198	20.510	52.532

**15 HEINO Tommi**

		<b>16.902</b>	<b>22.562</b>	
START				
		<b>19.723</b>	20.476	39.821
1	22.969	<b>15.585</b>	<b>21.347</b>	<b>59.901</b>
2	<b>18.711</b>	<b>14.261</b>	21.384	<b>54.356</b>
3	<b>18.274</b>	<b>14.020</b>	<b>20.384</b>	<b>52.678</b>
4	<b>18.087</b>	14.634	20.486	53.207
5	<b>18.022</b>	14.332	20.575	52.929
6	18.181	<b>13.950</b>	22.035	54.166
7	18.136	14.448	20.667	53.251
8	<b>17.988</b>	14.311	20.929	53.228
9	18.248	13.994	<b>20.168</b>	<b>52.410</b>
10	18.084	14.361	20.295	52.740
11	18.169	14.249	20.305	52.723
FINISH				
12	18.001	<b>13.949</b>	20.250	<b>52.200</b>

**16 VALKEEJARVI Valtteri**

		<b>16.758</b>	<b>22.667</b>	
START				
		<b>19.556</b>	20.246	40.313
1	23.008	<b>15.984</b>	<b>21.877</b>	<b>1:00.869</b>
2	<b>18.650</b>	<b>14.596</b>	<b>20.892</b>	<b>54.138</b>
3	<b>18.355</b>	<b>14.407</b>	<b>20.726</b>	<b>53.488</b>
4	18.572	<b>14.160</b>	<b>20.591</b>	<b>53.323</b>
5	<b>18.157</b>	14.169	<b>20.522</b>	<b>52.848</b>
6	<b>18.097</b>	<b>14.026</b>	20.743	52.866
7	18.325	14.457	20.532	53.314
8	<b>18.068</b>	14.359	20.662	53.089
9	18.553	14.056	<b>20.396</b>	53.005
10	<b>17.947</b>	14.585	20.433	52.965
11	17.997	14.101	<b>20.380</b>	<b>52.478</b>

X 30 CHALLENGE EUROPA 2016

X30 Junior

(Jun) Race 1 - B

Historique / Records

Tour	Secteur 1	Secteur 2	Secteur 3	Temps
Lap	Sector 1	Sector 2	Sector 3	Time

FINISH

12 18.005 13.934 20.381 52.320

**17 WURSTER Nico**

16.258 22.219

START

19.474 22.203 40.712

1 21.509 14.488 21.054 57.051

2 18.337 13.942 20.329 52.608

3 18.068 13.992 21.182 53.242

4 18.072 14.157 20.594 52.823

5 18.051 13.882 20.623 52.556

6 18.328 13.954 20.195 52.477

7 17.897 13.996 20.708 52.601

8 18.249 14.336 21.589 54.174

9 17.975 13.753 20.168 51.896

10 17.821 13.903 20.052 51.776

11 18.543 13.873 20.231 52.647

FINISH

12 17.877 13.836 20.175 51.888

**20 TANAPONGPAN Sutumno**

15.366 21.671

START

21.760 23.713 43.252

1 20.172 14.377 20.686 55.235

2 18.463 14.155 20.505 53.123

3 18.230 14.012 20.575 52.817

4 18.056 14.347 20.166 52.569

5 17.912 14.183 20.936 53.031

6 22.371 15.153 20.974 58.498

7 18.141 13.888 20.313 52.342

8 17.977 13.898 20.224 52.099

9 18.345 13.978 20.408 52.731

10 17.905 14.001 20.205 52.111

11 18.125 13.953 20.457 52.535

FINISH

12 17.965 13.979 20.146 52.090

Tour	Secteur 1	Secteur 2	Secteur 3	Temps
Lap	Sector 1	Sector 2	Sector 3	Time

**23 RICHTER Alexander**

16.574 22.562

START

19.466 20.859 40.887

1 22.850 15.715 21.264 59.829

2 19.010 14.159 20.644 53.813

3 18.313 14.038 20.329 52.680

4 18.162 14.133 20.361 52.656

5 18.160 14.067 20.445 52.672

6 18.073 13.964 20.622 52.659

7 18.513 14.452 20.310 53.275

8 18.174 13.988 20.311 52.473

9 18.090 13.936 20.277 52.303

10 18.154 14.272 20.299 52.725

11 18.197 13.994 20.213 52.404

FINISH

12 18.037 14.028 20.323 52.388

**26 BORN Miklas**

16.324 22.029

START

19.315 22.213 40.529

1 22.421 15.372 20.857 58.650

2 18.277 14.318 20.901 53.496

3 18.674 14.175 20.655 53.504

4 18.075 14.026 20.603 52.704

5 17.898 14.017 20.250 52.165

6 18.018 14.343 21.341 53.702

7 18.236 14.004 20.185 52.425

8 18.023 13.943 20.562 52.528

9 18.375 13.933 20.184 52.492

10 18.068 14.054 20.343 52.465

11 18.094 13.926 20.303 52.323

FINISH

12 17.996 13.938 20.261 52.195

**27 ROCCA Maxime**

16.093 22.055

X 30 CHALLENGE EUROPA 2016

X30 Junior

(Jun) Race 1 - B

Historique / Records

Tour	Secteur 1	Secteur 2	Secteur 3	Temps
Lap	Sector 1	Sector 2	Sector 3	Time
START				
	20.009	22.822	41.928	
1	21.379	14.278	20.596	56.253
2	18.241	14.255	20.464	52.960
3	18.264	14.338	20.410	53.012
4	17.958	13.786	20.446	52.190
5	18.085	13.884	20.205	52.174
6	18.621	16.078	21.394	56.093
7	18.036	13.839	20.210	52.085
8	18.267	14.317	20.575	53.159
FINISH				

**28 GHIRETTI Alessandro**

	15.132	21.398		
START				
	23.292	23.863	43.486	
1	19.875	14.367	20.683	54.925
2	18.371	14.245	20.644	53.260
3	18.276	14.112	20.480	52.868
4	18.011	14.123	20.292	52.426
5	17.939	14.427	20.646	53.012
6	17.988	13.901	20.529	52.418
7	17.903	13.852	20.362	52.117
8	17.928	13.870	20.106	51.904
9	17.903	14.069	20.364	52.336
10	18.157	15.387	20.540	54.084
11	18.005	14.019	20.477	52.501
FINISH				
12	17.891	14.021	20.277	52.189

**29 JENOUVRIER Alexandre**

	15.818	21.764		
START				
	20.852	23.551	41.824	
1	28.773	15.633	20.985	1:05.391
2	18.335	14.014	20.392	52.741
3	18.134	13.850	20.329	52.313
4	18.158	13.775	20.058	51.991
5	17.842	13.952	20.729	52.523

Tour	Secteur 1	Secteur 2	Secteur 3	Temps
Lap	Sector 1	Sector 2	Sector 3	Time
6	17.903	13.767	20.112	51.782
7	17.826	14.088	20.175	52.089
8	17.884	13.647	20.295	51.826
9	17.868	13.857	20.157	51.882
10	17.798	40.003	21.165	1:18.966
11	18.067	13.793	20.060	51.920
FINISH				
12	17.814	13.804	20.152	51.770

**32 D'ARCY Alexander**

	15.733	22.065		
START				
	21.014	23.741	42.931	
1	20.536	14.335	20.782	55.653
2	18.379	14.225	20.619	53.223
3	18.129	13.970	20.227	52.326
4	17.980	13.989	20.207	52.176
5	18.012	14.021	21.119	53.152
6	17.927	13.771	20.343	52.041
7	17.850	13.874	20.227	51.951
8	17.895	13.882	20.240	52.017
9	17.931	14.346	20.576	52.853
10	18.193	14.131	20.175	52.499
11	17.943	13.990	20.243	52.176
FINISH				
12	17.966	13.893	20.212	52.071

**33 RAUSENS Thibaut**

	16.097	21.824		
START				
	20.119	23.285	41.391	
1	21.641	14.619	20.696	56.956
2	18.382	13.996	20.324	52.702
3	18.158	14.301	20.652	53.111
4	17.967	13.829	20.237	52.033
5	17.969	13.918	20.264	52.151
6	18.271	14.245	20.118	52.634
7	18.009	13.842	20.643	52.494
8	18.305	13.870	20.127	52.302

X 30 CHALLENGE EUROPA 2016

X30 Junior

(Jun) Race 1 - B

Historique / Records

Tour	Secteur 1	Secteur 2	Secteur 3	Temps
Lap	Sector 1	Sector 2	Sector 3	Time
9	17.936	13.883	20.109	51.928
10	17.900	14.509	20.125	52.534
11	17.964	13.799	20.298	52.061
FINISH				
12	17.877	14.664	20.599	53.140

**38 FONTANELLA Enzo**

	15.287	21.350		
START				
	22.275	23.661	43.473	
1	20.490	14.361	20.652	55.503
2	18.399	14.514	20.447	53.360
3	18.165	14.405	20.425	52.995
4	18.083	13.963	23.054	55.100
5	18.165	13.954	20.563	52.682
6	19.163	14.070	20.414	53.647
7	17.948	13.865	20.257	52.070
8	18.127	14.247	20.254	52.628
9	18.106	13.874	20.114	52.094
10	17.919	14.429	20.133	52.481
11	18.510	13.940	20.787	53.237
FINISH				
12	17.974	13.897	20.151	52.022

**40 SEYHAN Javin Lewis**

	16.236	21.725		
START				
	19.841	22.905	41.719	
1	21.589	14.487	20.663	56.739
2	18.248	14.025	20.489	52.762
3	18.158	14.590	20.974	53.722
4	17.974	13.775	20.140	51.889
5	17.927	14.127	20.192	52.246
6	18.300	14.750	20.202	53.252
7	17.704	13.806	20.339	51.849
8	18.282	14.068	20.048	52.398
9	18.035	13.789	20.143	51.967
10	17.855	17.995	20.712	56.562
11	18.117	13.909	20.194	52.220

Tour	Secteur 1	Secteur 2	Secteur 3	Temps
Lap	Sector 1	Sector 2	Sector 3	Time
FINISH				
12	17.907	14.007	20.272	52.186

**47 MARTINEZ CLAVELL David**

		15.947	22.010	
START				
	20.188	23.014	42.143	
1	21.266	14.296	20.591	56.153
2	18.313	14.146	20.325	52.784
3	18.099	14.050	20.426	52.575
4	18.057	13.926	20.797	52.780
5	17.964	13.826	20.401	52.191
6	18.709	14.159	20.088	52.956
7	17.928	14.113	20.014	52.055
8	17.834	13.803	20.059	51.696
9	17.854	13.831	20.326	52.011
10	17.854	56.288	21.306	1:35.448
11	18.219	14.102	20.260	52.581
FINISH				
12	18.025	13.923	20.305	52.253

**50 CONNOLLY Kyle**

		16.259	21.579	
START				
	21.412	23.125	42.587	
1	21.139	14.133	20.627	55.899
2	18.396	13.990	20.619	53.005
3	18.138	14.318	20.463	52.919
4	18.099	13.922	20.746	52.767
5	18.063	13.860	20.258	52.181
6	18.450	13.986	20.485	52.921
7	18.061	13.970	20.384	52.415
8	18.017	13.832	20.186	52.035
9	17.881	13.814	20.154	51.849
FINISH				

**51 TAN Ethan**

		16.696	22.568	
--	--	--------	--------	--

X 30 CHALLENGE EUROPA 2016

X30 Junior

(Jun) Race 1 - B

Historique / Records

Tour	Secteur 1	Secteur 2	Secteur 3	Temps
Lap	Sector 1	Sector 2	Sector 3	Time
START				
	19.475	20.586	40.553	
1	23.411	15.704	21.369	1:00.484
2	18.683	14.176	20.931	53.790
3	18.191	13.983	20.392	52.566
4	18.222	14.131	20.188	52.541
5	17.898	13.871	20.190	51.959
6	17.817	14.032	20.769	52.618
7	18.467	14.019	20.135	52.621
8	17.925	13.799	20.248	51.972
9	17.883	14.270	20.255	52.408
10	17.908	14.366	20.065	52.339
11	17.927	13.837	20.090	51.854
FINISH				
12	18.001	13.899	20.150	52.050

**54 MASALA Mario**

	16.686	22.938		
START				
	19.642	19.710	39.773	
1	22.482	15.958	21.479	59.919
2	19.034	14.454	20.818	54.306
3	18.493	14.513	20.680	53.686
4	18.413	14.342	20.426	53.181
5	18.309	14.494	20.627	53.430
6	18.231	14.578	20.746	53.555
7	18.298	14.476	20.417	53.191
8	18.216	14.364	20.489	53.069
9	18.186	14.311	20.352	52.849
10	18.219	14.470	20.442	53.131
11	18.243	14.363	20.524	53.130
FINISH				
12	18.199	14.335	20.645	53.179

**61 WIGGER Elias**

	16.533	22.015		
START				
	19.678	22.776	41.344	
1	22.891	15.160	21.200	59.251

Tour	Secteur 1	Secteur 2	Secteur 3	Temps
Lap	Sector 1	Sector 2	Sector 3	Time
2	18.533	14.531	20.754	53.818
3	18.362	14.414	20.656	53.432
4	18.036	14.007	20.209	52.252
5	18.152	13.779	20.225	52.156
6	17.976	14.688	20.440	53.104
7	18.068	13.846	20.294	52.208
8	18.015	13.796	20.573	52.384
9	18.467	13.968	20.046	52.481
10	17.884	14.088	20.348	52.320
11	18.240	13.860	20.279	52.379
FINISH				
12	17.904	13.864	20.214	51.982

**66 POTTY Antoine**

	16.123	21.735		
START				
	20.152	22.815	43.044	
1	20.892	14.329	20.921	56.142
2	18.666	14.390	20.547	53.603
3	18.227	14.775	20.539	53.541
4	17.880	13.946	20.210	52.036
5	18.045	14.174	20.229	52.448
6	18.387	14.336	20.135	52.858
7	17.823	13.942	20.545	52.310
8	18.328	13.915	20.164	52.407
9	17.901	13.901	20.126	51.928
FINISH				

**70 JEPSSON Alexander**

	16.312	21.878		
START				
	19.785	22.689	41.269	
1	22.121	14.584	21.082	57.787
2	18.350	13.951	20.473	52.774
3	18.151	13.885	20.873	52.909
4	18.359	13.851	20.563	52.773
5	18.501	13.786	20.297	52.584
6	18.353	13.998	20.607	52.958
7	17.907	13.838	20.201	51.946

X 30 CHALLENGE EUROPA 2016

X30 Junior

(Jun) Race 1 - B

Historique / Records

Tour	Secteur 1	Secteur 2	Secteur 3	Temps
Lap	Sector 1	Sector 2	Sector 3	Time
8	18.315	14.289	20.323	52.927
9	17.934	13.848	20.163	51.945
10	17.904	13.963	20.010	51.877
11	17.843	13.810	20.052	51.705
FINISH				
12	17.834	13.846	20.125	51.805

**83 RICCARDO Gregori**

	16.687	23.043		
START				
	19.499	19.768	39.858	
1	22.391	15.649	21.297	59.337
2	18.666	14.282	20.529	53.477
3	18.324	14.100	20.355	52.779
4	18.133	14.053	20.369	52.555
5	17.950	13.969	20.210	52.129
6	17.999	14.195	21.112	53.306
7	18.535	14.354	20.338	53.227
8	18.284	14.048	20.179	52.511
9	18.100	14.065	20.182	52.347
10	17.987	14.088	20.318	52.393
11	18.009	14.087	20.272	52.368
FINISH				
12	18.047	13.998	20.190	52.235

**90 LEHMANN Enzo**

	16.160	22.040		
START				
	19.481	22.384	40.850	
1	21.730	14.598	21.050	57.378
2	18.320	14.030	20.410	52.760
3	18.152	13.918	20.911	52.981
4	18.295	13.956	20.780	53.031
5	18.226	13.845	20.661	52.732
6	18.980	14.038	20.415	53.433
7	18.036	13.953	20.310	52.299
8	17.962	13.894	20.858	52.714
9	18.036	13.899	20.393	52.328
10	17.948	13.951	20.139	52.038

Tour	Secteur 1	Secteur 2	Secteur 3	Temps
Lap	Sector 1	Sector 2	Sector 3	Time
11	18.278	13.938	20.702	52.918
FINISH				
12	18.041	13.989	20.308	52.338

**91 VERREAUX Pierre-Andrea**

	16.753	22.553		
START				
	19.616	20.464	40.235	
1	21.988	15.861	21.350	59.199
2	19.356	14.230	21.024	54.610
3	18.363	14.054	20.485	52.902
4	18.241	14.543	20.662	53.446
5	18.069	13.954	20.992	53.015
6	18.530	13.879	21.697	54.106
7	18.151	14.048	20.479	52.678
8	18.323	14.217	21.059	53.599
9	18.082	13.873	20.648	52.603
10	18.116	14.154	20.394	52.664
11	18.104	14.068	20.380	52.552
FINISH				
12	18.078	13.959	20.317	52.354



## X30 Junior

### (Jun) Race 1 - B

#### Tour par tour / Lap by lap

Grille / Grid	28	38	20	66	32	3	6	50	47	29	27	40	33	52	70	61	7	14	90	13	12	17	26	23	9	51	16	91	15	83	54
---------------	----	----	----	----	----	---	---	----	----	----	----	----	----	----	----	----	---	----	----	----	----	----	----	----	---	----	----	----	----	----	----

	1.	2.	3.	4.	5.	6.	7.	8.	9.	10.	11.	12.	13.	14.	15.	16.	17.	18.	19.	20.	21.	22.	23.	24.	25.	26.	27.	28.	29.	30.	31.
Départ / Start	38	28	66	20	3	32	6	50	29	47	27	40	33	61	70	14	7	90	17	12	13	26	23	9	91	51	16	83	15	54	
Tour / Lap 1	28	20	38	32	66	50	47	27	40	33	14	17	90	70	7	61	26	13	91	9	83	23	15	54	51	16	29	3	6	12	
Tour / Lap 2	28	20	38	32	50	47	66	27	40	33	14	17	90	70	7	61	26	13	9	83	23	91	51	15	54	16	29	3	6	12	
Tour / Lap 3	28	20	32	38	47	50	27	66	33	40	14	17	90	70	7	13	61	26	9	83	23	91	51	15	54	16	29	6	3	12	
Tour / Lap 4	28	32	20	47	50	27	66	33	40	38	14	17	70	90	7	13	61	9	26	83	23	51	91	15	29	54	16	6	12	3	
Tour / Lap 5	28	32	20	47	50	27	33	66	40	38	17	14	70	90	7	13	61	9	26	83	51	23	29	91	15	16	54	6	12	3	
Tour / Lap 6	32	28	47	50	33	66	40	17	14	70	38	27	7	90	13	61	9	20	83	26	51	23	29	91	15	16	12	6	54	3	
Tour / Lap 7	32	28	47	50	33	66	40	14	17	70	38	27	90	7	13	61	9	20	26	51	83	29	23	91	12	6	15	16	3	54	
Tour / Lap 8	32	28	47	50	33	66	40	14	70	38	27	90	17	7	13	61	20	9	51	26	29	83	23	6	12	91	3	15	16	54	
Tour / Lap 9	28	32	47	50	33	66	40	14	70	38	17	90	7	61	20	9	29	51	26	83	23	6	12	3	91	15	16	54	13		
Tour / Lap 10	32	28	33	14	70	38	17	90	40	7	61	20	51	26	83	23	6	12	3	91	15	16	54	29	13	47	9				
Tour / Lap 11	32	33	28	14	70	17	38	90	40	61	7	20	51	26	83	23	6	12	91	3	15	16	54	29	13	47					
Tour / Lap 12	32	28	14	33	70	17	38	90	40	61	7	20	51	26	83	23	6	12	91	15	3	16	54	29	13	47					

## X30 Junior

### (Jun) Race 1 - A

#### Classement / Classification

Clt Rnk	N° No.	Concurrent Entrant	Pilote Driver	Nat	Nat	Tours Laps	Ecart Gap	M.Tour B.Lap	Vitesse Speed	Pénalité Penalty	Points
1	53	Fusion Motorsport	LULHAM Chris	GBR		16		51.220	88,27		88
2	35	SG Drivers	ETEKI Adam	FRA		16	+1.347	51.224	88,27		83
3	1	BN Racing	MALUKAS David	USA		16	+1.474	51.223	88,27		79
4	2	BKC Racing	BRADSHAW Callum	GBR		16	+5.741	51.391	87,98		76
5	81	Lahoz Ramon	LAHOZ LOPEZ Alejandro	SPA		16	+6.176	51.195	88,32		74
6	43	VDK Racing	MARTINS Victor	FRA		16	+7.167	51.284	88,16		73
7	42	Praga SRL	PETELET Milan	FRA		16	+7.634	51.407	87,95		72
8	24	240 Racing	MIALANE Thomas	FRA		16	+12.553	51.263	88,20		71
9	41	Mick Barrett Racing	HAWKEY Ethan	GBR		16	+13.866	51.573	87,67		70
10	89	Evokart Srl	GUIDETTI Jacopo	ITA		16	+15.187	51.744	87,38		69
11	82	BKC Racing	MC DONNELL Sam	IRL		16	+15.902	51.581	87,66		68
12	19	Mad-Croc Karting	ALATALO William	FIN		16	+16.214	51.551	87,71		67
13	31	Sanson François	SANSON Julien	FRA		16	+16.451	51.463	87,86		66
14	34	Kartland	CHAPPARD Franck	FRA		16	+17.145	51.455	87,87		65
15	48	Van Pelt	VAN PELT Rens	BEL		16	+17.353	51.607	87,61		64
16	57	Wagg Jonathan	KUWABARA-WAGG Julian	FRA		16	+17.480	51.664	87,51		63
17	36	Treffe Racing	MALIZIA Arnaud	FRA		16	+17.747	51.605	87,61		62
18	18	MSC Langenfeld	WAGNER Kevin	GER		16	+18.246	51.735	87,39		61
19	37	AC Motorsport	FONTECHA MARTINEZ Ayrton	SPA		16	+18.403	51.577	87,66		60
20	30	LTP Competition	MOYA Rubén	SPA		16	+18.498	51.491	87,81		59
21	59	Greetham	GREETHAM Oliver	GBR		16	+18.950	51.723	87,41		58
22	46	Bouchabke Imad	BOUCHABKE Rubens	LIB		16	+19.526	51.680	87,49		57
23	11	AK-Racing Germany	SCHUTZE Leon	GER		16	+19.644	51.654	87,53		56
24	25	RS-Motorsport	DEGENBECK Patrick	GER		16	+19.906	51.394	87,97		55
25	45	VDK Racing	DIAS Xavier	FRA		16	+20.307	51.354	88,04		54
26	21	VDK Racing	GOLDSTEIN Elie	BEL		16	+20.607	51.409	87,95		53
27	10	Mad-Croc Karting	LINTUKANTO Leevi	FIN		16	+20.941	51.709	87,44		52
28	68	Comer Spa	BJORNSTAD Petter	NOR		16	+21.967	51.596	87,63		51
29	56	Fusion Motorsport	YU Royce	CHN		16	+22.269	51.324	88,09	+10.000	50
30	63	Comer Spa	NYBERG Tobias	NOR		16	+22.497	51.743	87,38		49
31	88	HL Racing	LU Hugo	CAN		16	+28.501	51.860	87,18		48
32	44	Yu Andy	YU Dante	USA		9	+7 Laps	51.166	88,37		47
33	55	EGP Racing	TUUR Stalmans	BEL		4	+12 Laps	51.831	87,23		46
34	5	Peltola Ismo	PELTOLA Ossi	FIN		1	+15 Laps	1:13.590	61,44		45

Meilleur tour / Best lap: 44 YU Dante - 51.166

N° 56 Pénalité 10 secondes / Time penalty of 10s : Carénage avant mal installé / Incorrectly installed front fairing

Sous réserve du contrôle technique ou de fait sportif

Le Chronométrage



Affiché à

Le Président du Collège

## X30 Junior

### (Jun) Race 1 - A

#### Historique / Records

Tour	Secteur 1	Secteur 2	Secteur 3	Temps
Lap	Sector 1	Sector 2	Sector 3	Time

#### 1 MALUKAS David

		15.134	20.900	
	START			
	23.746	22.596	39.774	
1	19.037	14.087	20.388	53.512
2	18.342	14.022	20.325	52.689
3	18.054	13.904	20.177	52.135
4	17.919	13.818	20.027	51.764
5	17.885	13.756	20.015	51.656
6	17.847	13.772	20.217	51.836
7	17.833	13.619	19.998	51.450
8	17.712	13.614	19.955	51.281
9	17.785	13.653	19.941	51.379
10	17.710	13.594	20.542	51.846
11	17.700	13.606	19.928	51.234
12	17.719	13.659	19.977	51.355
13	17.688	13.641	19.894	51.223
14	17.644	13.605	19.999	51.248
15	17.698	13.683	19.944	51.325
	FINISH			
16	17.640	13.778	20.638	52.056

#### 2 BRADSHAW Callum

		15.628	21.260	
	START			
	22.870	22.477	39.468	
1	19.221	14.378	20.856	54.455
2	18.339	13.970	20.306	52.615
3	18.049	14.080	20.212	52.341
4	17.858	13.752	20.183	51.793
5	17.891	13.741	19.971	51.603
6	17.790	13.741	20.008	51.539
7	17.684	13.760	20.059	51.503
8	17.805	13.776	19.986	51.567
9	17.666	13.733	19.992	51.391
10	17.727	13.704	20.053	51.484
11	17.747	13.768	19.989	51.504
12	18.309	13.880	20.253	52.442
13	17.872	13.763	20.153	51.788
14	17.863	13.812	20.584	52.259
15	17.770	14.182	20.143	52.095

Tour	Secteur 1	Secteur 2	Secteur 3	Temps
Lap	Sector 1	Sector 2	Sector 3	Time

FINISH

16	17.878	13.856	20.057	51.791
----	--------	--------	--------	--------

#### 5 PELTOLA Ossi

		15.895	21.654	
	START			
	21.234	22.232	36.469	
1	30.389	18.811	24.390	1:13.590
	FINISH			

#### 10 LINTUKANTO Leevi

		15.498	21.954	
	START			
	20.497	22.277	35.145	
1	22.385	14.526	20.945	57.856
2	18.266	13.915	20.301	52.482
3	18.043	14.342	20.913	53.298
4	18.134	13.938	20.509	52.581
5	19.372	14.503	20.142	54.017
6	17.927	13.873	19.998	51.798
7	17.909	13.787	20.044	51.740
8	18.202	14.373	20.424	52.999
9	17.926	13.758	20.025	51.709
10	17.858	13.861	20.393	52.112
11	18.179	14.181	20.445	52.805
12	18.032	13.857	20.226	52.115
13	17.935	13.848	20.021	51.804
14	17.921	14.563	20.320	52.804
15	18.156	14.013	20.262	52.431
	FINISH			
16	17.984	13.862	20.231	52.077

#### 11 SCHUTZE Leon

		15.796	21.757	
	START			
	21.414	22.124	36.858	
1	21.128	14.728	21.019	56.875
2	18.154	13.953	20.335	52.442

X 30 CHALLENGE EUROPA 2016

X30 Junior

(Jun) Race 1 - A

Historique / Records

Tour Lap	Secteur 1 Sector 1	Secteur 2 Sector 2	Secteur 3 Sector 3	Temps Time
3	18.037	14.974	21.172	54.183
4	18.079	13.941	20.368	52.388
5	17.900	13.972	20.701	52.573
6	17.920	14.008	20.197	52.125
7	17.752	13.721	20.210	51.683
8	18.832	14.517	20.793	54.142
9	17.932	13.856	20.090	51.878
10	17.862	14.642	20.590	53.094
11	18.100	14.348	20.364	52.812
12	18.136	13.816	20.512	52.464
13	17.802	13.837	20.127	51.766
14	17.822	13.759	20.073	51.654
15	18.008	14.009	20.195	52.212
FINISH				
16	17.923	14.211	20.230	52.364

**18 WAGNER Kevin**

15.597		21.972		
START				
21.092		23.027	36.318	
1	21.573	14.941	21.476	57.990
2	18.187	13.981	20.563	52.731
3	18.054	14.120	21.643	53.817
4	18.053	13.844	21.021	52.918
5	18.227	13.782	20.163	52.172
6	17.822	13.879	20.146	51.847
7	17.790	13.743	20.330	51.863
8	18.047	14.122	20.051	52.220
9	18.049	13.671	20.042	51.762
10	17.713	13.733	20.635	52.081
11	18.169	14.015	20.166	52.350
12	17.813	13.745	20.177	51.735
13	17.848	13.881	20.198	51.927
14	17.817	13.876	20.248	51.941
15	18.390	14.460	20.980	53.830
FINISH				
16	18.144	13.799	20.242	52.185

**19 ALATALO William**

15.424		21.321		
--------	--	--------	--	--

Tour Lap	Secteur 1 Sector 1	Secteur 2 Sector 2	Secteur 3 Sector 3	Temps Time
START				
21.986		22.888	38.195	
1	20.014	14.066	21.195	55.275
2	18.203	14.313	20.523	53.039
3	19.429	15.528	20.904	55.861
4	17.964	13.786	20.173	51.923
5	17.790	13.733	20.063	51.586
6	17.804	13.742	20.005	51.551
7	17.728	15.123	20.952	53.803
8	18.392	13.779	20.018	52.189
9	17.794	13.723	20.046	51.563
10	17.842	13.715	20.213	51.770
11	17.823	13.791	20.034	51.648
12	17.861	14.029	20.508	52.398
13	18.416	13.854	20.758	53.028
14	17.932	13.784	19.986	51.702
15	17.843	13.687	20.254	51.784
FINISH				
16	18.160	14.665	20.338	53.163

**21 GOLDSTEIN Elie**

15.402		21.666		
START				
20.779		22.104	35.329	
1	25.742	14.588	20.915	1:01.245
2	18.346	14.094	20.262	52.702
3	17.959	13.811	20.343	52.113
4	17.883	13.756	20.152	51.791
5	19.240	14.830	20.955	55.025
6	18.270	13.891	20.309	52.470
7	17.812	13.775	20.003	51.590
8	17.945	13.709	20.070	51.724
9	18.497	14.218	20.576	53.291
10	17.822	13.742	20.122	51.686
11	17.782	13.710	19.943	51.435
12	17.805	13.660	19.991	51.456
13	17.743	13.621	20.045	51.409
14	17.845	14.010	20.116	51.971
15	17.775	13.765	20.091	51.631
FINISH				
16	18.210	14.337	20.690	53.237

X 30 CHALLENGE EUROPA 2016

X30 Junior

(Jun) Race 1 - A

Historique / Records

Tour	Secteur 1	Secteur 2	Secteur 3	Temps
Lap	Sector 1	Sector 2	Sector 3	Time

**24 MIALANE Thomas**

		15.415	21.722	
	START			
	21.853	22.320	36.034	
1	21.054	14.944	21.313	57.311
2	18.101	14.026	20.428	52.555
3	17.900	14.461	21.081	53.442
4	18.117	13.876	20.557	52.550
5	17.721	13.999	20.353	52.073
6	17.765	13.723	20.046	51.534
7	17.646	13.704	20.344	51.694
8	17.724	13.730	19.921	51.375
9	17.661	13.685	19.917	51.263
10	17.741	13.697	20.161	51.599
11	17.692	13.851	21.451	52.994
12	18.024	13.880	20.351	52.255
13	17.824	13.910	20.053	51.787
14	17.808	13.701	20.061	51.570
15	17.707	13.737	20.039	51.483
	FINISH			
16	17.846	13.841	20.082	51.769

**25 DEGENBECK Patrick**

		15.295	21.708	
	START			
	20.611	22.272	35.683	
1	22.265	14.449	21.192	57.906
2	18.402	13.996	20.386	52.784
3	18.091	13.965	21.489	53.545
4	18.081	13.886	20.653	52.620
5	20.265	14.855	20.751	55.871
6	18.145	14.035	20.396	52.576
7	17.932	13.760	20.085	51.777
8	17.939	13.730	20.101	51.770
9	18.683	14.046	20.763	53.492
10	17.931	13.753	20.182	51.866
11	17.863	13.647	20.090	51.600
12	17.717	13.665	20.012	51.394
13	17.697	13.655	20.098	51.450

Tour	Secteur 1	Secteur 2	Secteur 3	Temps
Lap	Sector 1	Sector 2	Sector 3	Time

14	17.786	13.868	20.133	51.787
15	17.776	13.746	20.058	51.580
	FINISH			
16	17.900	14.078	20.365	52.343

**30 MOYA Rubén**

		14.949	21.834	
	START			
	20.783	23.116	35.595	
1	27.243	14.388	20.769	1:02.400
2	18.240	13.821	20.259	52.320
3	18.138	13.774	20.057	51.969
4	17.834	13.829	20.076	51.739
5	18.882	14.530	21.025	54.437
6	18.201	13.809	20.217	52.227
7	17.917	13.718	20.049	51.684
8	17.833	13.783	19.918	51.534
9	17.822	13.712	19.957	51.491
10	17.789	13.706	20.227	51.722
11	18.210	13.872	20.340	52.422
12	18.138	13.813	20.065	52.016
13	17.872	13.842	20.024	51.738
14	17.870	13.695	20.099	51.664
15	17.845	13.844	20.005	51.694
	FINISH			
16	18.121	13.835	20.017	51.973

**31 SANSON Julien**

		15.390	21.300	
	START			
	22.583	23.128	38.240	
1	20.821	15.147	21.146	57.114
2	18.180	13.935	20.162	52.277
3	18.226	14.993	20.679	53.898
4	17.977	13.767	19.997	51.741
5	17.819	13.688	20.005	51.512
6	17.828	13.670	19.965	51.463
7	17.759	15.013	20.222	52.994
8	17.829	13.696	19.962	51.487

X 30 CHALLENGE EUROPA 2016

X30 Junior

(Jun) Race 1 - A

Historique / Records

Tour	Secteur 1	Secteur 2	Secteur 3	Temps
Lap	Sector 1	Sector 2	Sector 3	Time
9	17.741	13.739	19.986	51.466
10	17.909	13.821	20.138	51.868
11	17.779	14.220	21.521	53.520
12	18.003	14.159	20.381	52.543
13	17.795	14.441	20.617	52.853
14	18.063	13.712	19.976	51.751
15	17.737	13.825	20.369	51.931
FINISH				
16	18.823	14.515	20.430	53.768

Tour	Secteur 1	Secteur 2	Secteur 3	Temps
Lap	Sector 1	Sector 2	Sector 3	Time
4	17.883	14.138	20.143	52.164
5	17.802	13.751	20.001	51.554
6	17.709	13.682	20.005	51.396
7	17.697	13.639	20.013	51.349
8	17.610	13.621	19.993	51.224
9	17.724	13.698	19.965	51.387
10	17.683	13.523	20.239	51.445
11	17.592	13.675	19.967	51.234
12	17.616	13.619	20.047	51.282
13	17.632	13.696	19.945	51.273
14	17.589	13.656	19.991	51.236
15	17.660	13.623	20.020	51.303
FINISH				
16	17.644	13.831	20.612	52.087

**34 CHAPPARD Franck**

15.450		21.245		
START				
22.696		23.196	38.128	
1	21.465	14.511	21.584	57.560
2	18.293	13.901	20.240	52.434
3	18.481	14.679	21.103	54.263
4	18.231	13.828	21.101	53.160
5	17.896	13.748	20.121	51.765
6	17.792	13.823	20.024	51.639
7	17.669	13.673	20.408	51.750
8	17.935	13.717	20.075	51.727
9	17.772	13.690	19.993	51.455
10	17.747	13.822	20.204	51.773
11	17.843	13.723	20.248	51.814
12	18.065	14.015	20.422	52.502
13	17.840	14.454	20.795	53.089
14	18.374	13.714	20.063	52.151
15	17.736	13.760	20.129	51.625
FINISH				
16	18.136	14.815	21.014	53.965

**35 ETEKI Adam**

15.383		21.167		
START				
22.978		22.757	38.713	
1	19.294	14.148	20.759	54.201
2	18.197	13.958	20.364	52.519
3	18.056	13.818	20.157	52.031

**36 MALIZIA Arnaud**

16.031		21.341		
START				
21.080		21.167	34.937	
1	23.044	14.355	21.201	58.600
2	18.259	13.889	20.439	52.587
3	18.114	13.857	20.684	52.655
4	18.192	14.093	20.263	52.548
5	19.204	13.936	20.191	53.331
6	18.026	13.784	20.130	51.940
7	17.984	13.752	20.179	51.915
8	17.893	13.681	20.156	51.730
9	17.896	13.686	20.269	51.851
10	17.906	14.039	20.102	52.047
11	17.942	13.708	20.099	51.749
12	17.889	13.682	20.034	51.605
13	17.802	13.715	20.115	51.632
14	17.940	13.819	20.190	51.949
15	18.267	14.374	20.662	53.303
FINISH				
16	18.007	13.755	20.140	51.902

**37 FONTECHA MARTINEZ Ayrton**

15.312		21.615		
--------	--	--------	--	--

X 30 CHALLENGE EUROPA 2016

X30 Junior

(Jun) Race 1 - A

Historique / Records

Tour	Secteur 1	Secteur 2	Secteur 3	Temps
Lap	Sector 1	Sector 2	Sector 3	Time
START				
	20.604	22.534	35.646	
1	23.650	14.671	21.202	59.523
2	18.316	14.135	20.572	53.023
3	18.115	13.909	20.528	52.552
4	18.233	14.167	20.445	52.845
5	19.229	14.557	20.349	54.135
6	17.984	13.768	20.114	51.866
7	17.836	13.748	19.993	51.577
8	17.832	14.065	20.137	52.034
9	17.840	13.747	20.058	51.645
10	17.834	13.899	20.497	52.230
11	18.189	14.002	20.420	52.611
12	17.860	13.843	20.135	51.838
13	17.767	13.796	20.026	51.589
14	17.859	13.826	20.133	51.818
15	17.774	13.984	20.015	51.773
FINISH				
16	18.029	13.851	20.174	52.054

41 HAWKEY Ethan

	15.588	21.253		
START				
	22.863	22.388	39.269	
1	20.443	14.294	20.580	55.317
2	18.141	13.978	20.505	52.624
3	18.386	13.848	20.163	52.397
4	18.001	13.783	20.063	51.847
5	17.842	13.786	19.945	51.573
6	17.819	13.813	20.535	52.167
7	17.896	14.128	20.399	52.423
8	17.884	13.764	20.014	51.662
9	17.819	13.881	20.073	51.773
10	17.915	14.432	21.493	53.840
11	17.987	14.276	21.101	53.364
12	18.037	14.130	20.427	52.594
13	17.950	14.538	20.031	52.519
14	17.886	13.831	20.033	51.750
15	17.896	13.861	20.109	51.866
FINISH				
16	17.897	13.998	20.124	52.019

Tour	Secteur 1	Secteur 2	Secteur 3	Temps
Lap	Sector 1	Sector 2	Sector 3	Time

42 PETELET Milan

	15.089	21.465		
START				
	22.537	22.793	38.421	
1	19.392	14.160	21.390	54.942
2	18.254	14.022	20.843	53.119
3	18.093	13.854	20.146	52.093
4	17.955	13.764	20.094	51.813
5	17.894	13.763	19.979	51.636
6	17.891	13.743	20.016	51.650
7	17.884	13.768	20.019	51.671
8	17.809	13.699	19.985	51.493
9	17.823	13.748	20.048	51.619
10	17.913	13.784	20.018	51.715
11	17.861	13.774	20.304	51.939
12	17.810	13.699	19.898	51.407
13	17.822	13.658	20.019	51.499
14	17.793	13.701	20.052	51.546
15	17.865	14.191	20.615	52.671
FINISH				
16	18.184	13.936	20.906	53.026

43 MARTINS Victor

	15.380	21.387		
START				
	22.366	23.155	38.017	
1	20.785	14.620	20.637	56.042
2	18.155	13.957	20.439	52.551
3	18.530	14.670	20.256	53.456
4	17.993	13.794	20.165	51.952
5	17.821	13.732	20.063	51.616
6	17.923	13.692	20.077	51.692
7	17.808	13.967	20.045	51.820
8	17.755	13.683	20.042	51.480
9	17.770	13.667	19.964	51.401
10	17.722	13.876	20.134	51.732
11	17.760	13.714	20.007	51.481
12	17.680	13.656	19.979	51.315
13	17.739	13.706	19.920	51.365

X 30 CHALLENGE EUROPA 2016

X30 Junior

(Jun) Race 1 - A

Historique / Records

Tour	Secteur 1	Secteur 2	Secteur 3	Temps
Lap	Sector 1	Sector 2	Sector 3	Time
14	17.685	<b>13.653</b>	19.946	<b>51.284</b>
15	<b>17.652</b>	<b>13.637</b>	20.014	51.303
FINISH				
16	17.779	13.952	20.344	52.075

**44 YU Dante**

		<b>15.764</b>	<b>21.825</b>	
START				
	<b>21.542</b>	23.091	37.342	
1	<b>20.483</b>	<b>14.473</b>	<b>20.640</b>	<b>55.596</b>
2	<b>18.161</b>	<b>14.023</b>	<b>20.347</b>	<b>52.531</b>
3	19.312	14.975	20.366	54.653
4	<b>17.870</b>	<b>13.804</b>	<b>20.103</b>	<b>51.777</b>
5	<b>17.822</b>	<b>13.704</b>	<b>19.961</b>	<b>51.487</b>
6	18.085	13.714	<b>19.945</b>	51.744
7	<b>17.799</b>	14.446	20.101	52.346
8	<b>17.706</b>	13.705	<b>19.944</b>	<b>51.355</b>
9	<b>17.644</b>	<b>13.604</b>	<b>19.918</b>	<b>51.166</b>
FINISH				

**45 DIAS Xavier**

		<b>15.529</b>	<b>21.618</b>	
START				
	<b>20.994</b>	22.016	35.243	
1	25.785	<b>14.578</b>	<b>20.920</b>	<b>1:01.283</b>
2	<b>18.415</b>	<b>13.969</b>	<b>20.377</b>	<b>52.761</b>
3	18.475	<b>13.889</b>	<b>20.207</b>	<b>52.571</b>
4	<b>17.890</b>	<b>13.850</b>	<b>20.076</b>	<b>51.816</b>
5	18.559	14.859	20.990	54.408
6	18.212	14.093	20.455	52.760
7	17.911	14.032	20.120	52.063
8	<b>17.838</b>	<b>13.701</b>	<b>20.047</b>	<b>51.586</b>
9	18.108	14.030	20.634	52.772
10	17.943	13.799	20.181	51.923
11	<b>17.800</b>	<b>13.688</b>	<b>20.035</b>	<b>51.523</b>
12	<b>17.771</b>	<b>13.670</b>	<b>20.032</b>	<b>51.473</b>
13	<b>17.681</b>	13.672	<b>20.001</b>	<b>51.354</b>
14	17.743	14.111	20.293	52.147
15	17.704	13.759	<b>19.990</b>	51.453

Tour	Secteur 1	Secteur 2	Secteur 3	Temps
Lap	Sector 1	Sector 2	Sector 3	Time
FINISH				
16	17.788	14.075	20.497	52.360

**46 BOUCHABKE Rubens**

		<b>15.593</b>	<b>21.821</b>	
START				
	<b>21.614</b>	21.599	34.667	
1	22.066	<b>14.862</b>	<b>20.949</b>	<b>57.877</b>
2	<b>18.203</b>	<b>13.980</b>	<b>20.263</b>	<b>52.446</b>
3	<b>18.076</b>	<b>13.975</b>	21.169	53.220
4	18.142	14.427	20.482	53.051
5	19.283	14.195	<b>20.247</b>	53.725
6	<b>17.894</b>	<b>13.810</b>	<b>20.071</b>	<b>51.775</b>
7	<b>17.831</b>	13.820	20.103	<b>51.754</b>
8	17.987	13.873	20.202	52.062
9	17.903	13.828	20.101	51.832
10	17.898	13.918	20.533	52.349
11	17.980	14.080	20.320	52.380
12	17.960	13.853	20.080	51.893
13	17.831	<b>13.789</b>	<b>20.060</b>	<b>51.680</b>
14	17.904	13.834	20.451	52.189
15	18.218	13.948	20.225	52.391
FINISH				
16	17.910	14.200	20.268	52.378

**48 VAN PELT Rens**

		<b>15.384</b>	<b>21.498</b>	
START				
	<b>22.106</b>	22.952	36.559	
1	<b>20.652</b>	<b>15.157</b>	<b>21.165</b>	<b>56.974</b>
2	<b>18.373</b>	<b>13.938</b>	<b>20.330</b>	<b>52.641</b>
3	18.634	14.627	20.969	54.230
4	<b>17.999</b>	13.983	<b>20.179</b>	<b>52.161</b>
5	<b>17.890</b>	<b>13.779</b>	<b>20.045</b>	<b>51.714</b>
6	17.931	<b>13.756</b>	<b>20.035</b>	51.722
7	<b>17.775</b>	14.176	22.236	54.187
8	18.378	14.189	20.264	52.831
9	17.860	<b>13.692</b>	20.055	<b>51.607</b>
10	<b>17.723</b>	13.694	20.331	51.748



X 30 CHALLENGE EUROPA 2016

X30 Junior

(Jun) Race 1 - A

Historique / Records

Tour Lap	Secteur 1 Sector 1	Secteur 2 Sector 2	Secteur 3 Sector 3	Temps Time
11	18.167	14.078	20.177	52.422
12	17.872	13.687	20.160	51.719
13	17.794	13.889	20.175	51.858
14	17.848	13.897	20.185	51.930
15	18.433	14.054	20.115	52.602
FINISH				
16	17.824	13.755	20.871	52.450

**53 LULHAM Chris**

15.672		20.993		
START				
23.091		22.461	39.872	
1	19.765	14.102	20.943	54.810
2	18.201	13.996	20.108	52.305
3	18.020	13.788	19.980	51.788
4	17.849	13.748	20.039	51.636
5	17.728	13.699	19.959	51.386
6	17.694	13.670	19.904	51.268
7	17.693	13.763	19.958	51.414
8	17.678	13.719	19.901	51.298
9	17.586	13.761	19.953	51.300
10	17.733	13.674	19.927	51.334
11	17.584	13.738	19.957	51.279
12	17.699	13.753	19.910	51.362
13	17.637	13.772	19.906	51.315
14	17.640	13.726	19.945	51.311
15	17.628	13.728	19.864	51.220
FINISH				
16	17.646	13.717	19.937	51.300

**55 TUUR Stalmans**

15.505		21.113		
START				
22.330		23.108	37.631	
1	21.240	14.611	31.059	1:06.910
2	18.364	13.961	20.253	52.578
3	17.991	13.738	20.102	51.831
4	17.840	13.823	20.211	51.874
FINISH				

Tour Lap	Secteur 1 Sector 1	Secteur 2 Sector 2	Secteur 3 Sector 3	Temps Time
-------------	-----------------------	-----------------------	-----------------------	---------------

**56 YU Royce**

15.357		21.434		
START				
22.045		22.664	38.076	
1	20.415	14.981	20.724	56.120
2	18.119	13.936	20.363	52.418
3	19.004	15.173	20.697	54.874
4	18.258	13.870	20.044	52.172
5	17.814	13.733	19.913	51.460
6	17.777	13.628	19.919	51.324
7	17.790	15.517	20.111	53.418
8	17.832	13.769	19.951	51.552
9	17.831	13.664	19.838	51.333
10	17.746	13.710	20.065	51.521
11	17.727	14.178	21.153	53.058
12	18.026	13.799	20.495	52.320
13	17.836	13.756	20.088	51.680
14	17.870	13.760	20.001	51.631
15	17.812	13.776	20.028	51.616
FINISH				
16	17.874	13.762	20.059	51.695

**57 KUWABARA-WAGG Julian**

15.441		21.719		
START				
21.020		22.719	37.131	
1	20.551	14.840	20.618	56.009
2	18.260	14.201	20.460	52.921
3	18.438	15.227	21.234	54.899
4	18.019	14.190	20.308	52.517
5	17.918	13.923	20.077	51.918
6	17.873	13.717	20.074	51.664
7	17.755	13.926	21.156	52.837
8	18.829	13.886	20.180	52.895
9	17.868	13.726	20.269	51.863
10	17.905	13.879	20.463	52.247
11	17.916	13.782	20.038	51.736
12	17.904	13.772	20.114	51.790
13	17.871	13.728	20.390	51.989

X 30 CHALLENGE EUROPA 2016

X30 Junior

(Jun) Race 1 - A

Historique / Records

Tour	Secteur 1	Secteur 2	Secteur 3	Temps
Lap	Sector 1	Sector 2	Sector 3	Time
14	18.193	13.868	20.059	52.120
15	18.044	13.727	20.036	51.807
FINISH				
16	17.983	14.599	21.287	53.869

**59 GREETHAM Oliver**

		15.640	21.458	
START				
	21.922	23.082	37.345	
1	22.389	14.513	21.293	58.195
2	18.287	14.134	20.397	52.818
3	18.123	14.051	21.451	53.625
4	18.150	13.809	20.794	52.753
5	18.427	13.952	20.144	52.523
6	17.910	13.780	20.068	51.758
7	17.994	13.807	20.175	51.976
8	18.127	14.110	20.452	52.689
9	17.946	13.816	20.114	51.876
10	17.953	14.792	20.441	53.186
11	17.917	13.851	20.021	51.789
12	17.925	13.863	19.981	51.769
13	17.859	13.862	20.002	51.723
14	17.927	13.905	20.011	51.843
15	17.940	13.945	20.629	52.514
FINISH				
16	18.906	14.039	20.068	53.013

**63 NYBERG Tobias**

		15.442	21.341	
START				
	21.652	23.271	36.180	
1	32.586	14.466	20.690	1:07.742
2	18.251	13.984	20.368	52.603
3	18.019	13.859	20.302	52.180
4	18.064	13.929	20.145	52.138
5	18.013	13.930	20.262	52.205
6	17.912	13.871	20.193	51.976
7	17.881	13.875	20.205	51.961
8	17.835	13.800	20.175	51.810

Tour	Secteur 1	Secteur 2	Secteur 3	Temps
Lap	Sector 1	Sector 2	Sector 3	Time
9	17.927	13.805	20.143	51.875
10	17.871	13.869	20.161	51.901
11	17.840	13.853	20.264	51.957
12	17.870	13.821	20.109	51.800
13	17.821	13.830	20.092	51.743
14	17.883	13.812	20.162	51.857
15	17.887	13.830	20.106	51.823
FINISH				
16	17.872	13.874	20.179	51.925

**68 BJORNSTAD Petter**

		15.440	21.630	
START				
	20.655	22.323	35.685	
1	23.801	14.373	21.069	59.243
2	18.367	13.951	20.484	52.802
3	18.175	13.934	20.429	52.538
4	18.339	14.090	20.467	52.896
5	19.290	14.753	21.169	55.212
6	18.291	14.215	20.349	52.855
7	18.016	13.859	20.057	51.932
8	17.941	13.770	20.092	51.803
9	18.110	14.012	20.681	52.803
10	18.353	13.735	20.120	52.208
11	17.874	13.701	20.021	51.596
12	18.232	13.937	20.158	52.327
13	17.945	13.891	20.127	51.963
14	18.019	13.924	20.169	52.112
15	17.895	13.912	20.102	51.909
FINISH				
16	17.905	13.861	20.106	51.872

**81 LAHOZ LOPEZ Alejandro**

		15.727	21.122	
START				
	22.957	22.575	39.514	
1	20.178	14.063	20.799	55.040
2	18.102	13.961	20.869	52.932
3	19.192	13.901	20.238	53.331

X 30 CHALLENGE EUROPA 2016

X30 Junior

(Jun) Race 1 - A

Historique / Records

Tour Lap	Secteur 1 Sector 1	Secteur 2 Sector 2	Secteur 3 Sector 3	Temps Time
4	17.945	13.703	19.972	51.620
5	17.775	13.626	19.932	51.333
6	17.791	13.708	20.502	52.001
7	17.798	13.788	20.025	51.611
8	17.749	13.717	19.916	51.382
9	17.714	13.669	19.916	51.299
10	17.675	13.631	19.889	51.195
11	17.778	13.808	19.957	51.543
12	17.753	13.694	19.907	51.354
13	17.743	13.646	19.877	51.266
14	17.727	13.739	20.309	51.775
15	17.798	14.635	20.548	52.981
FINISH				
16	17.878	13.718	19.889	51.485

**82 MC DONNELL Sam**

	15.856	21.643		
START				
	21.477	22.930	35.854	
1	21.152	14.838	21.141	57.131
2	18.312	14.280	20.573	53.165
3	18.004	14.281	21.324	53.609
4	18.091	13.920	21.137	53.148
5	18.045	13.856	20.170	52.071
6	17.924	13.855	20.120	51.899
7	17.763	13.701	20.341	51.805
8	18.150	14.022	20.107	52.279
9	17.885	13.717	19.979	51.581
10	17.816	13.674	20.196	51.686
11	17.767	13.797	20.082	51.646
12	17.743	13.705	20.160	51.608
13	17.999	13.926	20.586	52.511
14	17.997	13.734	19.945	51.676
15	17.755	13.799	20.365	51.919
FINISH				
16	18.263	14.374	20.411	53.048

**88 LU Hugo**

	15.549	21.969		
--	--------	--------	--	--

Tour Lap	Secteur 1 Sector 1	Secteur 2 Sector 2	Secteur 3 Sector 3	Temps Time
START				
	21.275	22.479	35.746	
1	34.867	15.374	21.094	1:11.335
2	18.474	14.083	20.318	52.875
3	18.032	13.842	20.366	52.240
4	18.052	13.837	20.321	52.210
5	17.895	13.825	20.318	52.038
6	18.050	13.828	20.397	52.275
7	18.046	13.888	20.174	52.108
8	17.881	13.727	20.283	51.891
9	17.940	13.809	20.240	51.989
10	17.857	13.810	20.256	51.923
11	17.941	13.829	20.234	52.004
12	17.890	13.820	20.150	51.860
13	17.922	13.872	20.231	52.025
14	18.074	13.906	20.195	52.175
15	17.935	13.833	20.375	52.143
FINISH				
16	17.955	13.862	20.203	52.020

**89 GUIDETTI Jacopo**

	15.255	20.856		
START				
	23.883	22.526	39.698	
1	19.709	14.164	20.564	54.437
2	18.204	14.398	20.626	53.228
3	18.092	13.871	20.147	52.110
4	17.946	13.832	20.504	52.282
5	17.965	13.744	20.090	51.799
6	17.813	14.054	20.792	52.659
7	17.858	13.912	20.189	51.959
8	17.864	13.803	20.259	51.926
9	17.857	13.877	20.108	51.842
10	17.877	14.132	24.501	56.510
11	17.977	13.812	20.200	51.989
12	17.877	13.771	20.332	51.980
13	17.949	13.942	20.253	52.144
14	17.954	13.753	20.037	51.744
15	17.831	13.841	20.408	52.080
FINISH				
16	18.334	14.014	20.256	52.604

X 30 CHALLENGE EUROPA 2016

X30 Junior

(Jun) Race 1 - A

Historique / Records

## X30 Junior

### (Jun) Race 1 - A

#### Tour par tour / Lap by lap

Grille / Grid	1	53	2	89	35	81	42	41	19	31	56	34	44	43	57	55	48	59	18	11	63	5	82	24	37	88	30	25	21	68	10	45	46	36
---------------	---	----	---	----	----	----	----	----	----	----	----	----	----	----	----	----	----	----	----	----	----	---	----	----	----	----	----	----	----	----	----	----	----	----

	1	2	3	4	5	6	7	8	9	10	11	12	13	14	15	16	17	18	19	20	21	22	23	24	25	26	27	28	29	30	31	32	33	34
Départ / Start	1	2	35	53	42	89	19	81	56	41	44	31	57	34	48	43	55	18	59	11	63	82	5	37	24	88	30	25	21	68	45	10	36	46
Tour / Lap 1	1	35	2	89	53	42	81	19	41	44	56	57	43	31	48	11	34	82	24	18	59	25	10	46	37	36	68	21	45	30	55	63	88	5
Tour / Lap 2	1	35	2	53	89	42	81	41	19	44	56	43	57	31	48	11	34	24	82	18	59	25	10	46	36	37	68	21	45	30	55	63	88	
Tour / Lap 3	1	35	53	2	89	42	41	81	43	44	56	31	19	57	48	11	24	34	82	18	59	25	10	46	36	37	68	21	30	45	55	63	88	
Tour / Lap 4	1	53	35	2	42	89	41	81	43	44	31	56	19	48	57	11	24	34	82	59	18	25	10	36	46	37	68	21	30	45	55	63	88	
Tour / Lap 5	1	53	35	2	42	89	41	81	43	44	31	56	19	48	57	24	11	34	82	18	59	36	10	46	37	25	30	68	21	45	63	88		
Tour / Lap 6	53	1	35	2	42	41	81	89	43	44	31	56	19	48	57	24	34	11	82	18	59	36	10	46	37	30	25	21	68	45	63	88		
Tour / Lap 7	53	1	35	2	42	81	89	41	43	44	31	56	24	19	34	57	11	82	48	18	59	36	10	46	37	30	25	21	68	45	63	88		
Tour / Lap 8	53	1	35	2	42	81	41	89	43	44	31	56	24	34	19	57	82	18	48	59	11	36	46	37	10	30	25	21	68	45	63	88		
Tour / Lap 9	53	1	35	2	42	81	41	89	43	44	31	56	24	34	19	82	57	18	48	59	11	36	46	37	10	30	21	25	68	45	63	88		
Tour / Lap 10	53	35	1	2	42	81	43	41	31	56	24	34	19	89	82	57	18	48	36	59	11	46	37	10	30	21	25	45	68	63	88			
Tour / Lap 11	53	35	1	2	81	42	43	41	56	31	24	34	19	89	82	57	18	48	36	59	46	11	37	30	10	21	25	45	68	63	88			
Tour / Lap 12	53	35	1	2	81	42	43	56	41	24	31	34	19	89	82	57	18	48	36	59	46	37	30	11	10	21	25	45	68	63	88			
Tour / Lap 13	53	35	1	2	81	42	43	56	24	41	89	31	82	34	19	57	18	48	36	59	46	37	30	11	10	21	25	45	68	63	88			
Tour / Lap 14	53	35	1	81	2	42	43	56	24	41	89	31	82	19	34	57	18	48	36	59	37	46	30	11	21	25	10	45	68	63	88			
Tour / Lap 15	53	35	1	2	42	81	43	56	24	41	89	31	82	19	34	57	48	36	59	18	37	30	46	11	21	25	45	10	68	63	88			
Tour / Lap 16	53	35	1	2	81	43	42	56	24	41	89	82	19	31	34	48	57	36	18	37	30	59	46	11	25	45	21	10	68	63	88			

## X30 Junior

### (Jun) Race 2 - B

#### Classement / Classification

Clt Rnk	N° No.	Concurrent Entrant	Pilote Driver	Nat	Nat	Tours Laps	Ecart Gap	M.Tour B.Lap	Vitesse Speed	Pénalité Penalty	Points
1	28	ASK La Grande Motte	GHIRETTI Alessandro	FRA		12		51.670	87,50		88
2	32	Athens Kart Shop	D'ARCY Alexander	GRE		12	+0.427	51.722	87,42		83
3	14	Tauscher	TAUSCHER Alexander	GER		12	+0.694	51.571	87,67	+5.000	79
4	38	Ludo Racing	FONTANELLA Enzo	BRA		12	+6.215	51.860	87,18		76
5	47	Martinez Fedi Pablo	MARTINEZ CLAVELL David	SPA		12	+6.375	51.569	87,68		74
6	7	Team Zinner/PST GmbH	WEBER Marcel	GER		12	+6.479	51.838	87,22		73
7	51	Fusion Motorsport	TAN Ethan	SIN		12	+6.581	51.675	87,50		72
8	20	Super Winforce RT	TANAPONGPAN Sutumno	THA		12	+6.912	51.961	87,01		71
9	23	Team NKS	RICHTER Alexander	GER		12	+7.211	51.967	87,00		70
10	29	Ludo Racing	JENOUVRIER Alexandre	FRA		12	+7.291	51.234	88,25		69
11	40	Top-Kart Germany	SEYHAN Javin Lewis	GER		12	+7.617	51.883	87,14		68
12	66	Karting Club Condroz	POTTY Antoine	BEL		12	+7.902	51.892	87,13		67
13	27	Ludo Racing	ROCCA Maxime	FRA		12	+9.562	51.816	87,26		66
14	15	Mad-Croc Karting	HEINO Tommi	FIN		12	+10.218	51.979	86,98		65
15	26	Born Christian	BORN Miklas	SUI		12	+11.068	52.413	86,26		64
16	17	Lanari Racing Team	WURSTER Nico	GER		12	+13.227	52.160	86,68		63
17	16	Mad-Croc Karting	VALKEEJARVI Valtteri	FIN		12	+15.866	52.416	86,26		62
18	33	DCK Karting	RAUSENS Thibaut	BEL		12	+16.720	51.758	87,36	+10.000	61
19	12	Moccia Angelino	MOCCIA Savio	SUI		12	+17.088	51.827	87,24	+10.000	60
20	9	CV-Racing Team by HTTP	DAMHUIS Philipp	GER		12	+17.485	51.381	88,00	+10.000	59
21	90	Foti Sébastien	LEHMANN Enzo	FRA		12	+20.590	51.875	87,16		58
22	91	Le Castellet Kart Racing	VERREAUX Pierre-Andrea	FRA		12	+20.771	51.898	87,12		57
23	83	Riccardo	RICCARDO Gregori	ITA		12	+21.455	52.134	86,73		56
24	70	PDB Racing	JEPPSSON Alexander	SWE		12	+21.643	51.898	87,12		55
25	3	AKLE25	CLAUDE Léonie	FRA		12	+28.234	52.590	85,97		54
26	13	De Amicis Antonello	DE AMICIS Giulio	ITA		12	+30.951	51.930	87,07	+10.000	53
27	54	Masala Claudio	MASALA Mario	ITA		12	+41.448	53.180	85,02		52
28	61	Wigger Andreas	WIGGER Elias	SUI		9	+3 Laps	51.897	87,12		51
29	6	CV-Racing Team by HTTP	SPRINGOB Jan Philipp	GER		9	+3 Laps	51.446	87,89	+10.000	50

Meilleur tour / Best lap: 29 JENOUVRIER Alexandre - 51.234

N° 6 - 9 - 13 - 33 Pénalité 10 secondes / Time penalty of 10s : Carénage avant mal installé / Incorrectly installed front fairing

N° 14 Pénalité 5 secondes / Time penalty of 5s : Départ anticipé / Anticipated departure ART. 2.20a Rapport n° 39

N° 12 Pénalité 10 secondes / Time penalty of 10s : ART. 2.24 : Incident de course : Collision avec le pilote n°91 Rapport n° 40

Sous réserve du contrôle technique ou de fait sportif

Le Chronométrage



Affiché à

Le Président du Collège

## X30 Junior

### (Jun) Race 2 - B

#### Historique / Records

Tour	Secteur 1	Secteur 2	Secteur 3	Temps
Lap	Sector 1	Sector 2	Sector 3	Time

#### 3 CLAUDE Léonie

		15.041	21.293	
	START			
	22.270	24.251	41.987	
1	37.238	14.563	21.073	1:12.874
2	18.620	14.214	20.635	53.469
3	18.278	14.218	20.627	53.123
4	18.201	14.027	20.498	52.726
5	18.263	14.016	20.519	52.798
6	18.122	14.052	20.481	52.655
7	18.109	14.020	20.461	52.590
8	18.226	14.112	20.493	52.831
9	18.209	14.103	20.659	52.971
10	18.273	14.125	20.677	53.075
11	18.272	14.056	20.455	52.783
	FINISH			
12	18.241	14.130	20.685	53.056

#### 6 SPRINGOB Jan Philipp

		15.264	21.453	
	START			
	21.829	24.239	42.558	
1	22.924	14.209	20.560	57.693
2	18.162	13.788	20.388	52.338
3	17.909	13.776	20.114	51.799
4	17.956	13.851	20.020	51.827
5	17.805	13.821	20.172	51.798
6	17.933	13.989	20.193	52.115
7	17.807	13.668	19.971	51.446
8	17.863	14.104	20.021	51.988
9	17.775	13.816	20.499	52.090
	FINISH			

#### 7 WEBER Marcel

		14.994	21.454	
	START			
	22.416	24.690	42.995	
1	20.805	14.681	20.828	56.314
2	18.250	14.347	20.270	52.867

Tour	Secteur 1	Secteur 2	Secteur 3	Temps
Lap	Sector 1	Sector 2	Sector 3	Time

3	18.033	13.820	20.152	52.005
4	17.943	13.766	20.171	51.880
5	18.005	13.991	20.138	52.134
6	18.014	13.773	20.095	51.882
7	18.013	13.746	20.091	51.850
8	17.926	13.727	20.185	51.838
9	17.901	13.833	20.314	52.048
10	17.910	13.848	22.083	53.841
11	18.422	14.471	20.523	53.416
	FINISH			
12	18.223	14.553	21.038	53.814

#### 9 DAMHUIS Philipp

		15.634	22.093	
	START			
	19.923	23.564	40.998	
1	25.753	14.200	20.352	1:00.305
2	18.006	13.891	20.350	52.247
3	18.233	13.959	19.989	52.181
4	17.736	13.720	19.925	51.381
5	17.921	13.914	20.208	52.043
6	17.843	13.717	20.294	51.854
7	18.047	13.881	20.809	52.737
8	18.224	14.088	19.880	52.192
9	17.875	13.783	19.972	51.630
10	17.699	13.720	20.703	52.122
11	17.974	13.947	20.325	52.246
	FINISH			
12	17.894	13.743	20.563	52.200

#### 12 MOCCIA Savio

		15.555	21.410	
	START			
	20.903	24.483	42.313	
1	20.888	14.555	20.848	56.291
2	18.239	14.426	20.363	53.028
3	18.010	13.872	20.390	52.272
4	17.948	13.822	20.121	51.891
5	17.781	13.908	20.645	52.334
6	18.016	13.822	20.214	52.052

X 30 CHALLENGE EUROPA 2016

X30 Junior

(Jun) Race 2 - B

Historique / Records

Tour Lap	Secteur 1 Sector 1	Secteur 2 Sector 2	Secteur 3 Sector 3	Temps Time
7	17.992	13.767	20.141	51.900
8	17.858	13.808	20.161	51.827
9	17.878	13.892	20.081	51.851
10	17.923	14.095	21.681	53.699
11	18.277	14.057	20.710	53.044
FINISH				
12	18.183	14.517	21.363	54.063

**13 DE AMICIS Giulio**

		15.775	22.270	
START				
		20.097	23.808	41.182
1	36.858	14.442	20.855	1:12.155
2	18.221	13.947	20.510	52.678
3	18.018	13.909	20.389	52.316
4	18.110	13.899	20.381	52.390
5	17.871	13.860	20.298	52.029
6	17.835	13.974	20.255	52.064
7	17.880	13.968	20.389	52.237
8	17.838	13.910	20.335	52.083
9	17.775	13.868	20.287	51.930
10	17.817	13.895	20.572	52.284
11	18.012	13.982	20.429	52.423
FINISH				
12	17.918	13.991	20.409	52.318

**14 TAUSCHER Alexander**

		15.304	21.250	
START				
		23.290	24.672	43.640
1	19.243	14.138	20.491	53.872
2	18.101	13.978	20.302	52.381
3	17.950	13.884	20.228	52.062
4	17.904	13.811	20.100	51.815
5	17.859	13.842	20.108	51.809
6	17.781	13.859	20.028	51.668
7	17.786	13.859	20.039	51.684
8	17.756	13.779	20.117	51.652
9	17.806	13.801	20.028	51.635

Tour Lap	Secteur 1 Sector 1	Secteur 2 Sector 2	Secteur 3 Sector 3	Temps Time
10	17.744	13.761	20.075	51.580
11	17.803	13.749	20.019	51.571
FINISH				
12	17.983	13.813	20.079	51.875

**15 HEINO Tommi**

		15.475	21.609	
START				
		21.114	23.962	42.056
1	22.614	14.823	20.804	58.241
2	18.750	14.144	20.678	53.572
3	18.138	14.406	20.404	52.948
4	17.964	13.984	20.226	52.174
5	17.935	13.910	20.814	52.659
6	17.839	13.919	20.221	51.979
7	18.171	13.901	20.446	52.518
8	18.278	14.141	20.342	52.761
9	18.152	14.017	20.346	52.515
10	18.057	14.238	20.776	53.071
11	18.036	13.956	20.297	52.289
FINISH				
12	18.052	13.919	20.314	52.285

**16 VALKEEJARVI Valteri**

		15.679	21.619	
START				
		20.931	23.926	41.987
1	24.517	14.540	20.916	59.973
2	18.675	14.105	20.547	53.327
3	18.325	14.434	20.614	53.373
4	18.754	14.051	20.512	53.317
5	18.074	14.034	20.512	52.620
6	18.401	14.093	20.434	52.928
7	18.020	14.003	20.393	52.416
8	18.053	14.048	20.410	52.511
9	18.012	13.977	20.480	52.469
10	18.172	14.010	21.277	53.459
11	18.413	14.109	20.557	53.079
FINISH				



X 30 CHALLENGE EUROPA 2016

X30 Junior

(Jun) Race 2 - B

Historique / Records

Tour	Secteur 1	Secteur 2	Secteur 3	Temps
Lap	Sector 1	Sector 2	Sector 3	Time
12	18.155	14.158	20.652	52.965

**17 WURSTER Nico**

	15.552	21.483		
	START			
	21.256	24.145	41.913	
1	27.370	14.547	20.662	1:02.579
2	18.610	13.985	20.373	52.968
3	18.168	14.066	20.324	52.558
4	18.164	13.991	20.205	52.360
5	18.052	13.924	20.197	52.173
6	18.080	13.992	20.312	52.384
7	18.103	14.018	20.245	52.366
8	18.066	13.987	20.272	52.325
9	18.022	13.896	20.242	52.160
10	18.091	13.929	20.764	52.784
11	18.147	14.008	20.349	52.504
	FINISH			
12	18.235	13.962	20.383	52.580

**20 TANAPONGPAN Sutumno**

	14.939	21.373		
	START			
	22.229	24.873	42.660	
1	20.446	14.516	21.123	56.085
2	18.213	13.966	20.262	52.441
3	18.108	13.866	20.367	52.341
4	18.004	13.861	20.289	52.154
5	18.007	13.907	20.210	52.124
6	18.302	14.033	20.264	52.599
7	18.235	13.824	20.515	52.574
8	17.963	14.035	20.253	52.251
9	17.862	13.905	20.194	51.961
10	18.011	13.872	21.288	53.171
11	18.400	14.115	20.501	53.016
	FINISH			
12	18.262	14.412	20.978	53.652

Tour	Secteur 1	Secteur 2	Secteur 3	Temps
Lap	Sector 1	Sector 2	Sector 3	Time

**23 RICHTER Alexander**

	15.308	21.466		
	START			
	20.911	24.327	42.066	
1	23.045	14.783	21.056	58.884
2	18.577	14.022	20.249	52.848
3	18.124	13.813	20.277	52.214
4	18.048	13.840	20.282	52.170
5	18.185	13.899	20.084	52.168
6	17.974	13.849	20.240	52.063
7	17.979	13.863	20.125	51.967
8	18.044	13.886	20.235	52.165
9	17.965	13.890	20.177	52.032
10	17.991	13.867	21.001	52.859
11	18.038	13.857	20.286	52.181
	FINISH			
12	18.006	13.892	20.831	52.729

**26 BORN Miklas**

	15.142	21.251		
	START			
	22.182	24.755	42.603	
1	20.625	14.472	20.990	56.087
2	18.231	15.086	20.939	54.256
3	18.213	14.237	20.527	52.977
4	18.433	14.066	20.607	53.106
5	18.280	13.954	20.302	52.536
6	18.302	13.860	20.287	52.449
7	18.049	13.935	20.733	52.717
8	18.171	14.774	20.407	53.352
9	18.326	14.298	20.491	53.115
10	18.073	13.858	20.862	52.793
11	18.154	13.981	20.278	52.413
	FINISH			
12	18.169	14.017	20.359	52.545

**27 ROCCA Maxime**

	15.363	21.973		
--	--------	--------	--	--

X 30 CHALLENGE EUROPA 2016

X30 Junior

(Jun) Race 2 - B

Historique / Records

Tour	Secteur 1	Secteur 2	Secteur 3	Temps
Lap	Sector 1	Sector 2	Sector 3	Time
START				
	19.727	23.857	40.701	
1	23.587	14.519	20.885	58.991
2	18.546	14.048	20.545	53.139
3	18.662	14.198	20.486	53.346
4	18.037	14.238	20.287	52.562
5	17.910	13.782	20.180	51.872
6	17.788	13.776	20.252	51.816
7	17.893	13.863	20.225	51.981
8	18.025	13.874	20.229	52.128
9	18.101	14.038	20.154	52.293
10	17.954	13.905	20.657	52.516
11	18.038	13.901	20.281	52.220
FINISH				
12	17.928	13.816	20.275	52.019

28 GHIRETTI Alessandro

	15.531	21.111		
START				
	22.072	24.189	42.332	
1	20.212	14.254	20.710	55.176
2	18.196	13.841	20.175	52.212
3	17.964	13.851	20.196	52.011
4	17.885	13.788	20.112	51.785
5	17.874	13.821	20.180	51.875
6	17.930	13.884	20.192	52.006
7	17.948	13.845	20.036	51.829
8	17.843	13.781	20.046	51.670
9	17.839	14.192	20.239	52.270
10	17.853	14.141	20.180	52.174
11	17.938	13.964	20.150	52.052
FINISH				
12	17.913	13.941	20.137	51.991

29 JENOUVRIER Alexandre

	15.407	21.902		
START				
	20.797	23.994	41.349	
1	27.629	14.354	20.531	1:02.514

Tour	Secteur 1	Secteur 2	Secteur 3	Temps
Lap	Sector 1	Sector 2	Sector 3	Time
2	18.217	13.868	20.099	52.184
3	17.802	13.663	20.422	51.887
4	18.123	13.891	20.031	52.045
5	17.771	13.702	19.894	51.367
6	17.650	13.702	19.882	51.234
7	17.839	13.718	20.461	52.018
8	18.237	13.817	19.988	52.042
9	17.761	13.761	20.002	51.524
10	17.819	13.730	20.600	52.149
11	18.039	14.100	20.314	52.453
FINISH				
12	17.890	13.681	20.631	52.202

32 D'ARCY Alexander

	15.484	21.282		
START				
	23.399	24.848	43.592	
1	19.431	14.205	20.518	54.154
2	18.164	13.965	20.324	52.453
3	18.011	13.876	20.304	52.191
4	17.911	13.758	20.171	51.840
5	17.889	13.853	20.207	51.949
6	17.887	14.422	20.188	52.497
7	17.929	14.116	20.197	52.242
8	17.895	13.717	20.110	51.722
9	17.873	14.801	20.297	52.971
10	17.889	14.277	20.333	52.499
11	17.850	13.818	20.128	51.796
FINISH				
12	17.990	13.849	20.111	51.950

33 RAUSENS Thibaut

	15.049	21.475		
START				
	23.050	24.846	43.515	
1	19.735	14.344	20.638	54.717
2	18.273	13.917	20.382	52.572
3	18.077	13.894	20.231	52.202
4	17.915	13.817	20.226	51.958

X 30 CHALLENGE EUROPA 2016

X30 Junior

(Jun) Race 2 - B

Historique / Records

Tour Lap	Secteur 1 Sector 1	Secteur 2 Sector 2	Secteur 3 Sector 3	Temps Time
5	17.944	13.871	20.622	52.437
6	17.962	13.806	20.196	51.964
7	17.939	13.862	20.109	51.910
8	17.807	13.753	20.198	51.758
9	17.818	14.019	20.257	52.094
10	17.952	14.356	25.752	58.060
11	18.108	13.834	20.178	52.120
FINISH				
12	17.967	14.019	20.628	52.614

**38 FONTANELLA Enzo**

		14.717	21.475	
START				
		22.701	24.834	43.268
1	19.967	14.563	20.763	55.293
2	18.178	14.051	20.252	52.481
3	18.497	13.919	20.379	52.795
4	18.004	13.868	20.245	52.117
5	17.980	13.815	20.188	51.983
6	18.002	13.797	20.136	51.935
7	17.937	13.838	20.179	51.954
8	17.935	13.804	20.121	51.860
9	17.957	13.905	20.337	52.199
10	18.035	13.915	21.583	53.533
11	18.607	14.296	20.689	53.592
FINISH				
12	18.572	14.516	21.014	54.102

**40 SEYHAN Javin Lewis**

		15.735	21.511	
START				
		21.190	23.858	41.771
1	23.533	14.226	20.654	58.413
2	18.599	14.309	20.335	53.243
3	18.067	14.052	20.349	52.468
4	17.969	13.990	20.215	52.174
5	17.856	13.825	20.210	51.891
6	18.029	13.811	20.293	52.133
7	17.869	13.918	20.179	51.966

Tour Lap	Secteur 1 Sector 1	Secteur 2 Sector 2	Secteur 3 Sector 3	Temps Time
8	17.911	13.835	20.188	51.934
9	17.824	13.890	20.169	51.883
10	17.937	13.936	20.871	52.744
11	18.156	14.109	20.738	53.003
FINISH				
12	18.001	13.781	20.397	52.179

**47 MARTINEZ CLAVELL David**

		15.495	22.169	
START				
		20.048	23.435	41.129
1	22.941	14.142	20.616	57.699
2	18.501	13.953	20.202	52.656
3	17.919	13.847	20.134	51.900
4	17.943	13.849	20.161	51.953
5	17.794	13.850	20.118	51.762
6	17.743	13.801	20.056	51.600
7	17.796	13.750	20.023	51.569
8	17.882	13.833	20.059	51.774
9	17.711	13.855	20.087	51.653
10	17.877	13.851	21.425	53.153
11	18.152	14.238	20.237	52.627
FINISH				
12	18.569	14.548	21.026	54.143

**51 TAN Ethan**

		15.200	21.301	
START				
		21.917	24.428	42.807
1	21.420	14.397	20.747	56.564
2	18.298	14.521	20.332	53.151
3	17.932	13.774	20.083	51.789
4	17.860	13.749	20.066	51.675
5	17.926	13.994	20.161	52.081
6	18.118	13.841	19.931	51.890
7	17.970	13.763	20.053	51.786
8	17.955	13.876	20.009	51.840
9	17.868	13.927	20.507	52.302
10	18.152	13.818	22.108	54.078

X 30 CHALLENGE EUROPA 2016

X30 Junior

(Jun) Race 2 - B

Historique / Records

Tour	Secteur 1	Secteur 2	Secteur 3	Temps
Lap	Sector 1	Sector 2	Sector 3	Time
11	18.527	13.969	20.455	52.951
FINISH				
12	18.224	14.539	20.986	53.749

**54 MASALA Mario**

		15.766	21.983	
START				
	20.506	23.941	41.683	
1	40.818	15.239	21.337	1:17.394
2	18.691	14.743	21.150	54.584
3	18.564	14.565	21.113	54.242
4	18.583	14.513	20.843	53.939
5	18.335	14.462	20.640	53.437
6	18.228	14.439	20.628	53.295
7	18.268	14.311	20.733	53.312
8	18.298	14.286	20.596	53.180
9	18.248	14.415	20.740	53.403
10	18.206	14.430	20.767	53.403
11	18.402	14.629	20.756	53.787
FINISH				
12	18.421	14.418	21.021	53.860

**61 WIGGER Elias**

		15.014	21.320	
START				
	22.625	24.823	42.957	
1	20.226	14.356	21.305	55.887
2	18.237	13.888	20.207	52.332
3	18.148	13.871	20.527	52.546
4	18.012	13.765	20.331	52.108
5	18.020	13.831	20.209	52.060
6	17.982	13.840	20.119	51.941
7	17.967	13.764	20.185	51.916
8	17.920	13.826	20.151	51.897
9	17.852	13.818	20.385	52.055
FINISH				

Tour	Secteur 1	Secteur 2	Secteur 3	Temps
Lap	Sector 1	Sector 2	Sector 3	Time

**66 POTTY Antoine**

		15.581	22.195	
START				
	19.954	23.560	40.917	
1	24.091	14.433	20.945	59.469
2	18.286	13.993	20.416	52.695
3	17.994	13.890	20.271	52.155
4	17.930	13.832	20.212	51.974
5	17.878	13.836	20.311	52.025
6	17.876	13.706	20.310	51.892
7	18.043	13.842	20.540	52.425
8	17.977	13.895	20.215	52.087
9	18.247	13.790	20.486	52.523
10	17.814	13.787	20.601	52.202
11	17.906	13.890	20.422	52.218
FINISH				
12	17.979	13.848	20.330	52.157

**70 JEPPSSON Alexander**

		15.142	21.333	
START				
	23.227	24.664	43.357	
1	19.412	14.368	20.551	54.331
2	18.149	13.898	20.316	52.363
3	18.082	13.827	20.184	52.093
4	17.983	13.755	20.160	51.898
5	17.960	13.797	20.173	51.930
6	17.844	14.032	20.251	52.127
7	18.009	13.850	20.122	51.981
8	17.990	13.843	20.193	52.026
9	18.166	14.821	20.513	53.500
10	17.985	13.862	40.795	1:12.642
11	18.125	13.834	20.206	52.165
FINISH				
12	18.039	13.841	20.406	52.286

**83 RICCARDO Gregori**

		15.590	22.027	
--	--	--------	--------	--

X 30 CHALLENGE EUROPA 2016

X30 Junior

(Jun) Race 2 - B

Historique / Records

Tour	Secteur 1	Secteur 2	Secteur 3	Temps
Lap	Sector 1	Sector 2	Sector 3	Time
START				
	20.349	23.552	41.622	
1	33.839	14.822	20.784	1:09.445
2	18.363	14.179	20.507	53.049
3	18.119	14.192	20.429	52.740
4	18.061	14.076	20.423	52.560
5	17.971	13.930	20.233	52.134
6	17.889	14.053	20.285	52.227
7	17.997	13.961	20.407	52.365
8	18.028	14.115	20.267	52.410
9	18.434	14.011	20.213	52.658
10	17.922	13.916	20.687	52.525
11	18.162	14.434	20.362	52.958
FINISH				
12	18.121	14.092	20.363	52.576

Tour	Secteur 1	Secteur 2	Secteur 3	Temps
Lap	Sector 1	Sector 2	Sector 3	Time
2	18.311	13.998	20.419	52.728
3	18.193	14.129	20.328	52.650
4	18.005	13.915	20.306	52.226
5	17.978	13.826	20.296	52.100
6	17.930	13.810	20.158	51.898
7	17.977	13.788	20.133	51.898
8	17.842	14.029	20.125	51.996
9	17.980	13.975	20.146	52.101
10	17.849	13.822	20.752	52.423
11	18.121	13.903	20.082	52.106
FINISH				
12	18.212	14.445	20.488	53.145

90 LEHMANN Enzo

	14.803	21.419		
START				
	22.875	24.722	43.119	
1	19.736	14.641	20.651	55.028
2	18.193	13.974	20.310	52.477
3	18.029	13.915	20.241	52.185
4	17.929	14.053	20.306	52.288
5	17.842	13.778	20.255	51.875
6	18.028	13.810	20.147	51.985
7	17.971	14.041	20.212	52.224
8	17.891	13.813	20.188	51.892
9	17.826	13.870	20.793	52.489
10	17.938	13.817	38.358	1:10.113
11	18.190	13.996	20.367	52.553
FINISH				
12	18.361	14.181	20.505	53.047

91 VERREAUX Pierre-Andrea

	15.383	21.920		
START				
	19.376	22.812	42.246	
1	37.211	14.371	20.792	1:12.374

## X30 Junior

### (Jun) Race 2 - B

#### Tour par tour / Lap by lap

Grille / Grid	32	14	33	70	38	90	61	7	20	51	26	6	12	28	23	91	15	3	16	17	40	54	83	29	13	47	9	66	27
---------------	----	----	----	----	----	----	----	---	----	----	----	---	----	----	----	----	----	---	----	----	----	----	----	----	----	----	---	----	----

	1.	2.	3.	4.	5.	6.	7.	8.	9.	10.	11.	12.	13.	14.	15.	16.	17.	18.	19.	20.	21.	22.	23.	24.	25.	26.	27.	28.	29.
Départ / Start	14	32	70	33	38	90	61	20	7	26	51	6	12	23	28	91	15	3	16	17	40	54	29	83	47	13	66	9	27
Tour / Lap 1	14	32	70	33	90	38	28	61	20	26	7	12	51	6	15	47	23	40	16	66	27	9	17	29	83	91	3	13	54
Tour / Lap 2	14	32	70	33	90	38	28	61	20	7	12	51	6	26	47	23	15	40	66	16	27	9	29	17	83	91	13	3	54
Tour / Lap 3	14	32	70	33	90	28	38	61	20	7	51	12	6	26	47	23	40	15	66	9	16	27	29	17	83	91	13	3	54
Tour / Lap 4	14	32	70	33	28	90	38	61	20	7	51	12	6	47	23	26	40	15	66	9	29	27	16	17	83	91	13	3	54
Tour / Lap 5	14	32	70	28	33	90	38	61	20	7	51	6	12	47	23	26	40	66	9	15	29	27	16	17	83	91	13	3	54
Tour / Lap 6	14	70	32	28	33	90	38	61	7	51	20	6	12	47	23	40	26	66	9	15	29	27	17	16	83	91	13	3	54
Tour / Lap 7	14	70	32	28	33	90	38	61	7	51	6	12	20	47	23	40	66	26	29	9	15	27	17	16	83	91	13	3	54
Tour / Lap 8	14	70	32	28	33	90	38	61	7	51	6	12	47	20	23	40	66	29	9	15	26	27	17	16	83	91	13	3	54
Tour / Lap 9	14	28	33	32	70	90	38	61	7	51	6	12	47	20	23	40	29	9	66	15	27	26	17	16	91	83	13	3	54
Tour / Lap 10	14	28	32	38	7	47	51	12	20	33	23	40	29	9	66	27	15	26	17	16	90	91	83	13	70	3	54		
Tour / Lap 11	14	28	32	38	47	7	51	12	20	33	23	29	9	40	66	27	15	26	17	16	90	91	13	83	70	3	54		
Tour / Lap 12	14	28	32	38	47	7	51	33	20	12	23	29	9	40	66	27	15	26	17	16	90	91	13	83	70	3	54		

### Classement final Course B / Final Classification Race B

Cl	N°	Concurrent	Pilote	Nat	Nat	R1	R3	Points
Rnk	No.	Entrant	Driver					
1	32	Athens Kart Shop	D'ARCY Alexander	GRE		88	83	171
2	14	Tauscher	TAUSCHER Alexander	GER		83	79	162
3	28	ASK La Grande Motte	GHIRETTI Alessandro	FRA		65	88	153
4	38	Ludo Racing	FONTANELLA Enzo	BRA		74	76	150
5	7	Team Zinner/PST GmbH	WEBER Marcel	GER		71	73	144
6	51	Fusion Motorsport	TAN Ethan	SIN		69	72	141
7	20	Super Winforce RT	TANAPONGPAN Sutumno	THA		70	71	141
8	33	DCK Karting	RAUSENS Thibaut	BEL		79	61	140
9	23	Team NKS	RICHTER Alexander	GER		64	70	134
10	26	Born Christian	BORN Miklas	SUI		68	64	132
11	90	Foti Sébastien	LEHMANN Enzo	FRA		73	58	131
12	70	PDB Racing	JEPPSSON Alexander	SWE		76	55	131
13	47	Martinez Fedi Pablo	MARTINEZ CLAVELL David	SPA		53	74	127
14	15	Mad-Croc Karting	HEINO Tommi	FIN		62	65	127
15	40	Top-Kart Germany	SEYHAN Javin Lewis	GER		58	68	126
16	12	Moccia Angelino	MOCCIA Savio	SUI		66	60	126
17	29	Ludo Racing	JENOUVRIER Alexandre	FRA		55	69	124
18	61	Wigger Andreas	WIGGER Elias	SUI		72	51	123
19	17	Lanari Racing Team	WURSTER Nico	GER		59	63	122
20	16	Mad-Croc Karting	VALKEEJARVI Valtteri	FIN		60	62	122
21	91	Le Castellet Kart Racing	VERREAUX Pierre-Andrea	FRA		63	57	120
22	66	Karting Club Condroz	POTTY Antoine	BEL		50	67	117
23	6	CV-Racing Team by HTTP	SPRINGOB Jan Philipp	GER		67	50	117
24	27	Ludo Racing	ROCCA Maxime	FRA		49	66	115
25	3	AKLE25	CLAUDE Léonie	FRA		61	54	115
26	83	Riccardo	RICCARDO Gregori	ITA		56	56	112
27	9	CV-Racing Team by HTTP	DAMHUIS Philipp	GER		52	59	111
28	54	Masala Claudio	MASALA Mario	ITA		57	52	109
29	13	De Amicis Antonello	DE AMICIS Giulio	ITA		54	53	107
30	50	Connolly William	CONNOLLY Kyle	GBR		51	-	51

Le Chronométrage



Affiché à

Le Président du Collège

## X30 Junior

### (Jun) Race 2 - A

#### Classement / Classification

Cl	N°	Concurrent	Pilote	Nat	Nat	Tours	Ecart	M.Tour	Vitesse	Points
Rnk	No.	Entrant	Driver			Laps	Gap	B.Lap	Speed	
1	43	VDK Racing	MARTINS Victor	FRA		16		51.521	87,76	88
2	48	Van Pelt	VAN PELT Rens	BEL		16	+1.045	51.313	88,11	83
3	35	SG Drivers	ETEKI Adam	FRA		16	+1.629	51.698	87,46	79
4	31	Sanson François	SANSON Julien	FRA		16	+2.578	51.506	87,78	76
5	81	Lahoz Ramon	LAHOZ LOPEZ Alejandro	SPA		16	+2.744	51.711	87,43	74
6	34	Kartland	CHAPPARD Franck	FRA		16	+5.872	51.767	87,34	73
7	55	EGP Racing	TUUR Stalmans	BEL		16	+7.601	51.510	87,78	72
8	30	LTP Competition	MOYA Rubén	SPA		16	+7.620	51.688	87,47	71
9	68	Comer Spa	BJORNSTAD Petter	NOR		16	+9.257	51.601	87,62	70
10	41	Mick Barrett Racing	HAWKEY Ethan	GBR		16	+9.517	52.164	86,68	69
11	45	VDK Racing	DIAS Xavier	FRA		16	+9.779	51.546	87,71	68
12	44	Yu Andy	YU Dante	USA		16	+11.166	51.452	87,87	67
13	57	Wagg Jonathan	KUWABARA-WAGG Julian	FRA		16	+13.352	52.077	86,82	66
14	21	VDK Racing	GOLDSTEIN Elie	BEL		16	+14.319	51.437	87,90	65
15	46	Bouchabke Imad	BOUCHABKE Rubens	LIB		16	+14.575	51.813	87,26	64
16	88	HL Racing	LU Hugo	CAN		16	+15.654	51.999	86,95	63
17	63	Comer Spa	NYBERG Tobias	NOR		16	+17.415	51.872	87,16	62
18	11	AK-Racing Germany	SCHUTZE Leon	GER		16	+19.476	51.918	87,09	61
19	82	BKC Racing	MC DONNELL Sam	IRL		16	+19.550	51.498	87,80	60
20	18	MSC Langenfeld	WAGNER Kevin	GER		16	+21.966	51.846	87,21	59
21	5	Peltola Ismo	PELTOLA Ossi	FIN		16	+22.623	51.864	87,18	58
22	10	Mad-Croc Karting	LINTUKANTO Leevi	FIN		16	+22.876	52.122	86,75	57
23	36	Treffle Racing	MALIZIA Arnaud	FRA		16	+23.597	51.939	87,05	56
24	59	Greetham	GREETHAM Oliver	GBR		16	+24.363	51.976	86,99	55
25	37	AC Motorsport	FONTECHA MARTINEZ Ayrton	SPA		16	+25.523	51.923	87,08	54
26	24	240 Racing	MIALANE Thomas	FRA		12	+4 Laps	51.963	87,01	53
27	25	RS-Motorsport	DEGENBECK Patrick	GER		9	+7 Laps	52.126	86,74	52
28	56	Fusion Motorsport	YU Royce	CHN		9	+7 Laps	51.657	87,53	51
29	53	Fusion Motorsport	LULHAM Chris	GBR		7	+9 Laps	51.700	87,45	50
30	42	Praga SRL	PETELET Milan	FRA		7	+9 Laps	51.880	87,15	49
31	19	Mad-Croc Karting	ALATALO William	FIN		6	+10 Laps	53.168	85,04	48
32	89	Evokart Srl	GUIDETTI Jacopo	ITA		2	+14 Laps	53.273	84,87	47

Meilleur tour / Best lap: 48 VAN PELT Rens - 51.313

#### Exclu de la manche / Excluded

1	BN Racing	MALUKAS David	USA	
2	BKC Racing	BRADSHAW Callum	GBR	

N° 1 Exclusion de la course / Exclusion from the running Non respect du drapeau jaune / Non compliance with the yellow flag Rapport n° 42

N° 2 Exclusion de la course / Exclusion from the running Non respect du drapeau jaune / Non compliance with the yellow flag Rapport n° 43

Le Chronométrage



Affiché à

Le Président du Collège



## X30 Junior

### (Jun) Race 2 - A

#### Historique / Records

Tour	Secteur 1	Secteur 2	Secteur 3	Temps
Lap	Sector 1	Sector 2	Sector 3	Time
<b>1 MALUKAS David</b>				
	14.426	20.819		
START				
	24.373	20.728	39.781	
1	19.666	14.186	20.214	54.066
2	18.069	14.549	20.317	52.935
3	17.919	13.915	20.196	52.030
4	17.819	13.897	20.162	51.878
5	17.834	13.820	20.214	51.868
6	17.997	13.859	20.081	51.937
7	17.798	13.799	20.007	51.604
8	17.719	13.809	20.126	51.654
9	17.645	13.747	20.103	51.495
10	18.118	13.756	20.198	52.072
11	18.095	14.021	20.525	52.641
12	17.793	14.147	20.820	52.760
13	17.931	13.861	20.177	51.969
14	17.700	13.799	20.037	51.536
15	17.691	13.754	20.056	51.501
FINISH				
16	17.729	13.749	20.041	51.519

Tour	Secteur 1	Secteur 2	Secteur 3	Temps
Lap	Sector 1	Sector 2	Sector 3	Time
<b>2 BRADSHAW Callum</b>				
	14.558	20.649		
START				
	23.411	20.744	40.556	
1	20.075	14.094	20.613	54.782
2	18.048	13.963	20.439	52.450
3	17.870	13.856	20.187	51.913
4	17.897	13.805	20.204	51.906
5	17.922	13.753	20.093	51.768
6	17.782	13.882	19.998	51.662
7	17.750	13.790	20.091	51.631
8	17.693	13.815	20.177	51.685
9	17.962	13.794	20.017	51.773
10	17.784	13.807	20.256	51.847
11	18.050	14.047	20.429	52.526
12	17.834	14.520	20.831	53.185
13	18.109	14.316	20.623	53.048
14	17.933	13.854	20.259	52.046
15	17.718	13.697	20.046	51.461

Tour	Secteur 1	Secteur 2	Secteur 3	Temps
Lap	Sector 1	Sector 2	Sector 3	Time
FINISH				
16	17.714	13.743	20.051	51.508
<b>5 PELTOLA Ossi</b>				
	14.679	22.003		
START				
	20.444	19.574	35.925	
1	21.326	14.698	21.450	57.474
2	18.950	14.528	21.279	54.757
3	18.309	14.083	20.683	53.075
4	18.527	14.883	20.653	54.063
5	18.452	13.873	20.501	52.826
6	18.008	13.866	20.150	52.024
7	17.949	21.500	20.798	1:00.247
8	18.154	13.987	20.252	52.393
9	17.949	13.994	20.586	52.529
10	18.278	14.035	20.201	52.514
11	17.916	13.933	20.144	51.993
12	17.868	14.089	20.218	52.175
13	18.031			52.107
14	17.851	13.886	20.127	51.864
15	17.728	13.837	20.401	51.966
FINISH				
16	18.015	13.963	20.205	52.183

Tour	Secteur 1	Secteur 2	Secteur 3	Temps
Lap	Sector 1	Sector 2	Sector 3	Time
<b>10 LINTUKANTO Leevi</b>				
	15.520	21.267		
START				
	21.271	19.446	36.745	
1	22.825	14.684	21.917	59.426
2	18.514	14.846	21.525	54.885
3	19.147	14.265	20.643	54.055
4	18.140	15.435	21.227	54.802
5	18.286	13.967	20.382	52.635
6	18.095	13.802	20.237	52.134
7	18.020	15.302	21.041	54.363
8	18.411	13.972	20.226	52.609
9	18.029	15.625	20.466	54.120
10	18.119	14.042	20.313	52.474
11	18.080	14.059	20.498	52.637

X 30 CHALLENGE EUROPA 2016

X30 Junior

(Jun) Race 2 - A

Historique / Records

Tour	Secteur 1	Secteur 2	Secteur 3	Temps
Lap	Sector 1	Sector 2	Sector 3	Time
12	17.948	14.021	20.297	52.266
13	18.027			52.268
14	17.978	13.961	20.183	52.122
15	17.867	14.152	20.402	52.421
FINISH				
16	17.964	14.275	20.284	52.523

**11 SCHUTZE Leon**

	15.324	21.065		
START				
	21.298	20.493	37.257	
1	21.971	14.972	21.606	58.549
2	19.062	14.683	21.662	55.407
3	19.979	14.447	20.700	55.126
4	18.227	14.781	20.683	53.691
5	18.264	13.904	20.504	52.672
6	18.057	13.850	20.546	52.453
7	18.086	14.590	21.014	53.690
8	18.140	13.888	20.411	52.439
9	18.297	14.872	20.492	53.661
10	18.060	13.985	20.261	52.306
11	18.008	13.991	20.236	52.235
12	17.794	14.122	20.380	52.296
13	18.018			52.269
14	17.869	13.861	20.207	51.937
15	17.794	13.942	20.217	51.953
FINISH				
16	17.762	13.883	20.273	51.918

**18 WAGNER Kevin**

	14.713	20.746		
START				
	22.407	20.148	37.922	
1	20.856	14.896	21.122	56.874
2	19.249	14.501	20.654	54.404
3	18.304	21.888	22.140	1:02.332
4	18.558	14.060	20.593	53.211
5	17.965	13.942	20.264	52.171
6	17.900	13.829	20.373	52.102

Tour	Secteur 1	Secteur 2	Secteur 3	Temps
Lap	Sector 1	Sector 2	Sector 3	Time
7	17.823	13.906	20.227	51.956
8	17.994	13.917	19.997	51.908
9	18.066	17.502	20.746	56.314
10	18.238	13.983	20.245	52.466
11	17.874	13.876	20.201	51.951
12	17.771	14.204	20.241	52.216
13	17.841			51.955
14	17.825	13.852	20.169	51.846
15	17.761	13.942	20.240	51.943
FINISH				
16	17.795	13.902	20.169	51.866

**19 ALATALO William**

	14.919	20.989		
START				
	22.369	20.780	38.620	
1	20.517	14.809	21.841	57.167
2	19.527	15.200	21.684	56.411
3	19.304	15.202	23.105	57.611
4	18.677	14.450	21.035	54.162
5	18.212	14.133	20.823	53.168
6	18.304	14.342	21.105	53.751
FINISH				

**21 GOLDSTEIN Elie**

	15.806	21.357		
START				
	21.002	19.750	37.192	
1	22.432	15.173	22.044	59.649
2	18.382	14.637	21.224	54.243
3	18.812	13.958	20.564	53.334
4	18.014	14.290	20.560	52.864
5	17.849	14.154	20.610	52.613
6	17.953	13.681	20.253	51.887
7	18.012	13.726	20.009	51.747
8	17.822	13.725	20.041	51.588
9	17.919	14.186	23.807	55.912
10	18.195	13.868	20.259	52.322
11	17.835	13.774	20.410	52.019

X 30 CHALLENGE EUROPA 2016

X30 Junior

(Jun) Race 2 - A

Historique / Records

Tour	Secteur 1	Secteur 2	Secteur 3	Temps
Lap	Sector 1	Sector 2	Sector 3	Time
12	17.682	13.786	20.171	51.639
13	18.057			51.893
14	17.798	13.687	20.072	51.557
15	17.713	13.701	20.023	51.437
FINISH				
16	17.715	14.155	20.617	52.487

**24 MIALANE Thomas**

	14.528	20.622		
START				
	23.806	20.883	39.284	
1	20.551	14.512	20.775	55.838
2	19.912	14.844	20.990	55.746
3	18.601	14.109	20.655	53.365
4	17.953	13.950	20.332	52.235
5	17.935	13.908	20.686	52.529
6	18.060	13.904	20.145	52.109
7	17.829	13.930	20.204	51.963
8	19.037	14.304	20.743	54.084
9	17.975	13.927	20.319	52.221
10	18.548	14.049	20.301	52.898
11	17.879	13.872	20.776	52.527
12	17.959	20.211	22.274	1:00.444
FINISH				

**25 DEGENBECK Patrick**

	15.530	21.590		
START				
	20.597	19.955	37.474	
1	22.457	14.815	21.753	59.025
2	19.005	14.507	21.473	54.985
3	18.872	14.117	21.897	54.886
4	18.401	14.454	20.971	53.826
5	18.344	13.904	20.522	52.770
6	17.967	13.843	20.316	52.126
7	18.183	14.770	20.617	53.570
8	17.965	14.085	20.436	52.486
9	18.456	18.475	21.233	58.164
FINISH				

Tour	Secteur 1	Secteur 2	Secteur 3	Temps
Lap	Sector 1	Sector 2	Sector 3	Time

**30 MOYA Rubén**

		14.566	20.682	
START				
	22.158	20.956	38.221	
1	20.448	14.967	20.812	56.227
2	18.485	14.943	21.039	54.467
3	18.414	14.088	20.636	53.138
4	18.084	13.921	20.234	52.239
5	18.055	13.805	20.399	52.259
6	18.148	13.951	20.298	52.397
7	17.960	13.799	20.185	51.944
8	17.992	13.920	20.079	51.991
9	17.812	13.805	20.071	51.688
10	17.919	13.930	20.122	51.971
11	17.903	13.902	20.259	52.064
12	17.897	13.915	20.208	52.020
13	17.884			51.949
14	17.947	13.936	20.105	51.988
15	17.817	13.918	20.452	52.187
FINISH				
16	17.999	13.992	20.506	52.497

**31 SANSON Julien**

		14.617	20.890	
START				
	22.530	20.944	38.433	
1	20.340	14.843	20.935	56.118
2	18.207	14.357	20.604	53.168
3	18.024	14.317	20.873	53.214
4	17.855	13.878	20.232	51.965
5	17.793	13.831	20.038	51.662
6	17.739	13.752	20.015	51.506
7	17.864	13.739	20.039	51.642
8	17.873	13.742	20.103	51.718
9	17.732	13.740	20.046	51.518
10	17.723	13.810	20.037	51.570
11	17.816	13.708	20.393	51.917
12	17.808	13.995	20.260	52.063
13	17.716	13.835	20.460	52.011

X 30 CHALLENGE EUROPA 2016

X30 Junior

(Jun) Race 2 - A

Historique / Records

Tour	Secteur 1	Secteur 2	Secteur 3	Temps
Lap	Sector 1	Sector 2	Sector 3	Time
14	17.981	13.794	20.479	52.254
15	17.862	14.015	20.635	52.512
FINISH				
16	17.829	13.774	20.307	51.910

Tour	Secteur 1	Secteur 2	Secteur 3	Temps
Lap	Sector 1	Sector 2	Sector 3	Time
9	17.983	13.742	20.303	52.028
10	17.769	13.756	20.173	51.698
11	17.813	13.887	20.308	52.008
12	17.754	13.795	20.222	51.771
13	17.743	13.800	20.335	51.878
14	18.028	14.058	20.373	52.459
15	17.879	14.112	20.333	52.324
FINISH				
16	17.773	13.752	20.174	51.699

**34 CHAPPARD Franck**

	14.609	20.851		
START				
	22.684	20.896	38.222	
1	20.403	15.223	21.090	56.716
2	18.666	14.851	21.116	54.633
3	18.029	13.919	20.254	52.202
4	17.870	13.836	20.142	51.848
5	18.077	13.786	20.172	52.035
6	17.969	13.777	20.183	51.929
7	17.897	13.731	20.139	51.767
8	17.993	13.861	20.232	52.086
9	17.904	13.759	20.215	51.878
10	18.081	13.883	20.315	52.279
11	17.978	13.913	20.292	52.183
12	17.996	13.931	20.212	52.139
13	17.916	13.936	20.313	52.165
14	17.936	13.895	20.286	52.117
15	17.903	13.859	20.215	51.977
FINISH				
16	17.846	13.946	20.265	52.057

**36 MALIZIA Arnaud**

	14.702	20.781		
START				
	22.556	20.837	37.733	
1	20.730	15.166	21.108	57.004
2	19.422	14.577	20.715	54.714
3	18.294	14.947	20.930	54.171
4	23.250	14.223	20.889	58.362
5	18.368	13.880	20.609	52.857
6	18.069	13.746	20.174	51.989
7	18.034	14.258	21.007	53.299
8	18.217	13.887	20.539	52.643
9	18.139	16.519	21.409	56.067
10	18.560	14.538	20.411	53.509
11	18.013	13.874	20.261	52.148
12	17.916	13.883	20.735	52.534
13	18.003			52.069
14	17.917	13.830	20.192	51.939
15	17.878	13.896	20.257	52.031
FINISH				
16	17.988	13.864	20.210	52.062

**35 ETEKI Adam**

	14.320	20.911		
START				
	23.572	20.828	40.704	
1	19.615	14.433	21.030	55.078
2	18.155	13.952	20.510	52.617
3	18.000	14.322	20.621	52.943
4	17.932	13.856	20.280	52.068
5	17.785	13.785	20.279	51.849
6	17.767	13.760	20.313	51.840
7	17.852	13.773	20.429	52.054
8	17.797	13.850	20.582	52.229

**37 FONTECHA MARTINEZ Ayrton**

	14.960	21.124		
START				
	21.230	20.828	37.582	
1	21.627	14.620	21.284	57.531
2	18.886	15.047	21.457	55.390
3	18.450	14.051	20.301	52.802

X 30 CHALLENGE EUROPA 2016

X30 Junior

(Jun) Race 2 - A

Historique / Records

Tour Lap	Secteur 1 Sector 1	Secteur 2 Sector 2	Secteur 3 Sector 3	Temps Time
4	19.686	15.004	20.796	55.486
5	<b>18.065</b>	14.061	20.460	<b>52.586</b>
6	<b>18.018</b>	14.544	<b>20.229</b>	52.791
7	<b>17.984</b>	16.136	21.228	55.348
8	18.114	<b>13.892</b>	20.446	<b>52.452</b>
9	18.236	20.241	21.026	59.503
10	18.098	13.939	20.347	<b>52.384</b>
11	<b>17.946</b>	14.022	20.402	<b>52.370</b>
12	<b>17.886</b>	13.934	20.337	<b>52.157</b>
13	17.973			52.283
14	17.935	<b>13.870</b>	<b>20.222</b>	<b>52.027</b>
15	<b>17.838</b>	13.908	<b>20.177</b>	<b>51.923</b>
		FINISH		
16	17.854	13.928	20.262	52.044

**41 HAWKEY Ethan**

		<b>14.604</b>	<b>20.708</b>	
		START		
	<b>22.917</b>	21.081	38.744	
1	<b>20.369</b>	<b>14.414</b>	21.110	<b>55.893</b>
2	<b>18.751</b>	<b>14.229</b>	<b>20.249</b>	<b>53.229</b>
3	<b>18.423</b>	14.385	21.029	53.837
4	<b>18.089</b>	<b>14.126</b>	20.308	<b>52.523</b>
5	<b>18.005</b>	<b>14.035</b>	<b>20.229</b>	<b>52.269</b>
6	18.260	<b>13.999</b>	<b>20.199</b>	52.458
7	18.039	<b>13.920</b>	20.265	<b>52.224</b>
8	18.133	14.086	20.328	52.547
9	18.063	14.112	20.296	52.471
10	18.149	13.998	20.212	52.359
11	<b>17.941</b>	14.001	20.328	52.270
12	18.033	13.993	20.478	52.504
13	<b>17.928</b>			<b>52.171</b>
14	17.936	13.954	20.274	<b>52.164</b>
15	17.957	13.994	20.240	52.191
		FINISH		
16	18.611	14.065	20.285	52.961

**42 PETELET Milan**

		<b>14.511</b>	<b>20.680</b>	
--	--	---------------	---------------	--

Tour Lap	Secteur 1 Sector 1	Secteur 2 Sector 2	Secteur 3 Sector 3	Temps Time
		START		
	<b>22.960</b>	20.871	39.002	
1	<b>20.389</b>	<b>14.315</b>	20.891	<b>55.595</b>
2	<b>19.083</b>	<b>14.107</b>	<b>20.346</b>	<b>53.536</b>
3	<b>18.385</b>	14.202	<b>20.313</b>	<b>52.900</b>
4	<b>18.010</b>	<b>13.899</b>	<b>20.268</b>	<b>52.177</b>
5	<b>17.934</b>	<b>13.787</b>	<b>20.159</b>	<b>51.880</b>
6	17.948	13.793	<b>20.141</b>	51.882
7	18.233	13.969	20.760	52.962
		FINISH		

**43 MARTINS Victor**

		<b>14.617</b>	<b>20.695</b>	
		START		
	<b>24.230</b>	20.945	39.376	
1	<b>20.296</b>	<b>14.177</b>	20.979	<b>55.452</b>
2	<b>18.491</b>	<b>13.935</b>	<b>20.284</b>	<b>52.710</b>
3	<b>17.984</b>	<b>13.802</b>	<b>20.255</b>	<b>52.041</b>
4	<b>17.852</b>	13.827	<b>20.193</b>	<b>51.872</b>
5	<b>17.850</b>	<b>13.760</b>	<b>20.097</b>	<b>51.707</b>
6	<b>17.847</b>	<b>13.706</b>	<b>20.081</b>	<b>51.634</b>
7	<b>17.729</b>	<b>13.629</b>	20.240	<b>51.598</b>
8	17.959	13.739	20.228	51.926
9	17.762	13.675	20.098	<b>51.535</b>
10	17.783	13.739	20.260	51.782
11	17.898	13.726	20.268	51.892
12	17.828	14.070	20.903	52.801
13	18.074	14.296	20.403	52.773
14	17.892	13.787	20.214	51.893
15	17.786	13.701	<b>20.034</b>	<b>51.521</b>
		FINISH		
16	17.749	13.745	20.098	51.592

**44 YU Dante**

		<b>15.066</b>	<b>21.675</b>	
		START		
	<b>21.318</b>	18.964	36.936	
1	<b>20.920</b>	<b>14.668</b>	<b>21.578</b>	<b>57.166</b>
2	<b>18.840</b>	<b>14.321</b>	22.084	<b>55.245</b>

# X 30 CHALLENGE EUROPA 2016

## X30 Junior

### (Jun) Race 2 - A

Historique / Records

Tour Lap	Secteur 1 Sector 1	Secteur 2 Sector 2	Secteur 3 Sector 3	Temps Time
3	18.198	14.199	20.259	52.656
4	18.940	14.188	20.357	53.485
5	18.073	14.284	20.287	52.644
6	17.840	13.822	20.152	51.814
7	17.687	13.726	20.039	51.452
8	17.756	13.801	20.086	51.643
9	18.670	14.415	20.819	53.904
10	17.797	13.709	20.097	51.603
11	17.789	13.738	20.184	51.711
12	17.940	14.349	20.625	52.914
13	17.799			51.899
14	17.806	13.729	20.130	51.665
15	17.680	13.815	20.134	51.629
	FINISH			
16	17.789	13.796	20.065	51.650

#### 45 DIAS Xavier

	15.250	21.146		
	START			
	21.727	20.179	37.070	
1	22.261	14.891	21.930	59.082
2	18.800	14.631	21.321	54.752
3	18.301	14.081	20.311	52.693
4	18.593	14.260	20.453	53.306
5	17.985	14.239	20.499	52.723
6	17.850	13.759	20.281	51.890
7	17.697	13.754	20.095	51.546
8	17.727	13.765	20.072	51.564
9	18.172	14.049	20.380	52.601
10	17.821	13.753	20.154	51.728
11	17.843	13.912	20.387	52.142
12	17.974	13.970	20.179	52.123
13	17.780			51.729
14	17.773	13.736	20.143	51.652
15	17.713	13.738	20.101	51.552
	FINISH			
16	17.768	13.735	20.152	51.655

#### 46 BOUCHABKE Rubens

	15.261	21.028		
--	--------	--------	--	--

Tour Lap	Secteur 1 Sector 1	Secteur 2 Sector 2	Secteur 3 Sector 3	Temps Time
	START			
	21.283	20.017	37.760	
1	21.317	14.528	21.436	57.281
2	18.785	15.006	21.552	55.343
3	18.460	14.588	20.605	53.653
4	19.030	14.081	20.343	53.454
5	18.102	14.812	20.664	53.578
6	18.039	13.805	20.291	52.135
7	18.188	14.279	20.209	52.676
8	17.843	13.972	20.186	52.001
9	17.942	13.939	20.522	52.403
10	17.861	13.915	20.287	52.063
11	17.863	13.889	20.400	52.152
12	17.931	13.943	20.292	52.166
13	17.854			52.140
14	17.877	13.918	20.271	52.066
15	17.804	13.833	20.176	51.813
	FINISH			
16	17.902	14.364	20.748	53.014

#### 48 VAN PELT Rens

	14.629	20.897		
	START			
	22.701	21.019	37.923	
1	20.364	14.753	21.256	56.373
2	18.074	14.175	20.575	52.824
3	18.050	14.376	20.892	53.318
4	18.058	13.935	20.082	52.075
5	17.746	13.693	20.065	51.504
6	17.803	13.724	19.979	51.506
7	18.019	13.806	20.323	52.148
8	17.707	13.794	20.043	51.544
9	17.643	13.676	19.994	51.313
10	17.681	13.743	20.072	51.496
11	17.773	13.746	20.289	51.808
12	17.868	13.774	20.095	51.737
13	17.711	13.838	20.510	52.059
14	17.803	13.856	20.314	51.973
15	17.902	13.839	20.205	51.946
	FINISH			
16	17.722	13.731	19.976	51.429

X 30 CHALLENGE EUROPA 2016

X30 Junior

(Jun) Race 2 - A

Historique / Records

Tour	Secteur 1	Secteur 2	Secteur 3	Temps
Lap	Sector 1	Sector 2	Sector 3	Time

**53 LULHAM Chris**

		14.595	21.180	
	START			
	23.460	21.155	40.683	
1	19.303	14.173	20.355	53.831
2	18.130	14.897	20.790	53.817
3	18.211	13.976	20.232	52.419
4	17.813	13.892	20.146	51.851
5	17.757	13.820	20.126	51.703
6	17.824	13.856	20.020	51.700
7	17.726	13.813	20.467	52.006
	FINISH			

**55 TUUR Stalmans**

		14.914	21.039	
	START			
	21.486	19.465	36.408	
1	20.792	14.803	21.657	57.252
2	18.654	14.412	21.659	54.725
3	18.248	14.091	20.372	52.711
4	18.612	13.767	20.112	52.491
5	17.756	13.665	20.126	51.547
6	18.028	13.665	20.026	51.719
7	17.832	13.706	19.972	51.510
8	18.360	14.312	20.403	53.075
9	17.819	13.786	20.117	51.722
10	17.770	13.744	20.107	51.621
11	17.872	13.734	20.137	51.743
12	17.867	13.869	20.141	51.877
13	17.932			51.809
14	17.836	13.731	20.071	51.638
15	17.803	13.675	20.297	51.775
	FINISH			
16	17.976	14.005	20.595	52.576

**56 YU Royce**

		14.879	20.947	
--	--	--------	--------	--

Tour	Secteur 1	Secteur 2	Secteur 3	Temps
Lap	Sector 1	Sector 2	Sector 3	Time

	START			
	21.696	20.587	36.555	
1	20.884	14.651	21.632	57.167
2	18.475	14.625	21.088	54.188
3	17.979	14.338	20.745	53.062
4	17.883	14.084	20.281	52.248
5	17.903	13.862	20.226	51.991
6	17.800	13.737	20.120	51.657
7	17.872	13.784	20.193	51.849
8	18.413	14.898	21.255	54.566
9	18.652	14.373	47.986	1:21.011
	FINISH			

**57 KUWABARA-WAGG Julian**

		14.614	20.970	
	START			
	22.472	20.764	38.219	
1	20.291	15.404	21.103	56.798
2	18.573	14.796	21.057	54.426
3	18.394	15.018	21.116	54.528
4	18.090	13.903	20.364	52.357
5	18.025	13.861	20.269	52.155
6	18.387	13.840	20.457	52.684
7	18.021	13.876	20.236	52.133
8	18.088	13.803	20.944	52.835
9	18.371	13.822	20.235	52.428
10	17.936	13.914	20.227	52.077
11	18.035	14.114	20.419	52.568
12	18.050	14.526	20.481	53.057
13	18.298			52.409
14	18.046	13.810	20.320	52.176
15	18.130	13.857	20.319	52.306
	FINISH			
16	17.985	13.873	20.356	52.214

**59 GREETHAM Oliver**

		15.166	21.038	
	START			
	21.394	20.538	37.499	

X 30 CHALLENGE EUROPA 2016

X30 Junior

(Jun) Race 2 - A

Historique / Records

Tour Lap	Secteur 1 Sector 1	Secteur 2 Sector 2	Secteur 3 Sector 3	Temps Time
1	20.876	14.685	21.228	56.789
2	18.862	14.429	20.761	54.052
3	18.391	14.946	20.526	53.863
4	18.038	14.093	20.552	52.683
5	18.008	13.877	20.121	52.006
6	17.949	13.898	20.129	51.976
7	18.248	13.918	20.057	52.223
8	18.082	14.227	20.732	53.041
9	18.082	14.115	20.201	52.398
10	18.163	13.878	20.359	52.400
11	17.959	14.123	20.511	52.593
12	18.037	25.545	21.108	1:04.690
13	18.478			52.829
14	18.028	13.938	20.137	52.103
15	17.859	13.977	20.177	52.013
FINISH				
16	17.843	13.948	20.197	51.988

**63 NYBERG Tobias**

	15.273	21.155		
START				
	21.393	19.727	37.433	
1	21.684	14.645	21.382	57.711
2	18.576	14.647	21.716	54.939
3	20.085	14.397	20.689	55.171
4	18.065	14.871	20.833	53.769
5	18.768	13.834	20.286	52.888
6	18.100	13.795	20.236	52.131
7	18.101	14.549	20.821	53.471
8	18.068	14.058	20.324	52.450
9	18.183	14.005	20.249	52.437
10	17.909	13.795	20.241	51.945
11	17.775	13.885	20.319	51.979
12	17.835	14.491	20.454	52.780
13	17.808			51.943
14	17.904	13.791	20.193	51.888
15	17.846	13.883	20.143	51.872
FINISH				
16	17.878	13.921	20.279	52.078

Tour Lap	Secteur 1 Sector 1	Secteur 2 Sector 2	Secteur 3 Sector 3	Temps Time
-------------	-----------------------	-----------------------	-----------------------	---------------

**68 BJORNSTAD Petter**

		15.628	21.321	
START				
	21.171	19.710	37.235	
1	21.090	14.805	21.640	57.535
2	18.595	14.438	21.481	54.514
3	18.434	14.057	20.387	52.878
4	18.545	13.828	20.536	52.909
5	17.994	13.800	20.145	51.939
6	17.909	13.654	20.151	51.714
7	17.968	13.804	20.020	51.792
8	17.893	14.122	20.727	52.742
9	18.112	13.889	20.108	52.109
10	18.213	13.754	20.128	52.095
11	17.865	13.818	20.211	51.894
12	17.860	13.774	20.110	51.744
13	18.009			51.996
14	17.881	13.749	20.169	51.799
15	17.862	13.738	20.001	51.601
FINISH				
16	18.303	14.042	20.221	52.566

**81 LAHOZ LOPEZ Alejandro**

		14.480	20.540	
START				
	23.647	20.892	39.560	
1	20.172	14.263	20.949	55.384
2	19.086	14.079	20.336	53.501
3	18.049	13.880	20.215	52.144
4	17.842	13.845	20.141	51.828
5	17.898	13.782	20.099	51.779
6	17.813	13.785	20.152	51.750
7	17.873	13.791	20.180	51.844
8	18.049	13.763	20.432	52.244
9	17.890	13.808	20.179	51.877
10	17.796	13.792	20.183	51.771
11	18.148	13.803	20.381	52.332
12	17.779	13.734	20.198	51.711
13	17.808	13.880	20.536	52.224



X 30 CHALLENGE EUROPA 2016

X30 Junior

(Jun) Race 2 - A

Historique / Records

Tour	Secteur 1	Secteur 2	Secteur 3	Temps
Lap	Sector 1	Sector 2	Sector 3	Time
14	18.106	13.843	20.440	52.389
15	17.837	14.124	20.805	52.766
FINISH				
16	17.990	13.757	20.235	51.982

Tour	Secteur 1	Secteur 2	Secteur 3	Temps
Lap	Sector 1	Sector 2	Sector 3	Time
9	18.014	13.835	20.423	52.272
10	18.098	13.863	20.364	52.325
11	17.951	13.867	20.483	52.301
12	18.026	14.053	20.335	52.414
13	18.381			52.469
14	17.950	13.767	20.346	52.063
15	17.961	13.842	20.196	51.999
FINISH				
16	18.017	13.900	20.334	52.251

**82 MC DONNELL Sam**

		14.666	20.707	
START				
	22.836	21.118	38.515	
1	28.475	14.199	20.474	1:03.148
2	18.025	13.900	20.673	52.598
3	19.021	13.887	20.865	53.773
4	17.886	14.024	20.758	52.668
5	18.132	14.059	20.479	52.670
6	17.967	13.920	20.082	51.969
7	18.089	21.719	20.555	1:00.363
8	17.953	13.853	20.081	51.887
9	17.793	14.442	20.500	52.735
10	17.920	13.876	20.063	51.859
11	17.762	13.841	20.188	51.791
12	17.719	13.922	20.286	51.927
13	17.767			51.631
14	17.927	13.836	20.111	51.874
15	17.684	13.797	20.137	51.618
FINISH				
16	17.736	13.772	19.990	51.498

**89 GUIDETTI Jacopo**

		14.404	20.833	
START				
	23.852	20.715	39.144	
1	29.290	14.570	20.966	1:04.826
2	18.532	14.199	20.542	53.273
FINISH				

**88 LU Hugo**

		15.064	21.526	
START				
	21.019	19.830	36.509	
1	20.795	14.854	21.684	57.333
2	19.094	15.050	21.189	55.333
3	18.360	13.990	20.368	52.718
4	19.028	14.094	20.359	53.481
5	18.118	14.058	20.352	52.528
6	17.976	14.089	20.567	52.632
7	18.780	14.405	20.339	53.524
8	18.253	13.895	20.271	52.419

## X30 Junior

### (Jun) Race 2 - A

#### Tour par tour / Lap by lap

Grille / Grid	53	35	1	2	81	43	42	24	41	89	82	19	31	34	48	57	36	18	37	30	59	46	11	25	45	21	10	68	56	63	88	44	55	5
---------------	----	----	---	---	----	----	----	----	----	----	----	----	----	----	----	----	----	----	----	----	----	----	----	----	----	----	----	----	----	----	----	----	----	---

	1	2	3	4	5	6	7	8	9	10	11	12	13	14	15	16	17	18	19	20	21	22	23	24	25	26	27	28	29	30	31	32	33	34
Départ / Start	53	35	1	2	81	43	42	24	41	89	82	19	31	34	48	57	37	18	30	46	59	25	11	45	21	10	56	68	88	55	63	44	5	
Tour / Lap 1	53	1	2	35	81	43	42	24	41	31	48	34	19	30	57	36	18	59	46	37	56	88	68	55	44	11	63	25	5	45	10	21	82	89
Tour / Lap 2	1	2	53	35	43	81	42	41	31	48	24	34	30	59	56	57	36	37	68	55	46	88	44	45	5	21	82	10	25	63	11	19	18	
Tour / Lap 3	1	2	53	43	35	81	42	31	41	48	34	24	30	59	56	57	36	37	68	55	46	88	44	45	5	21	82	10	25	63	11	19	18	
Tour / Lap 4	1	2	53	43	35	81	42	31	48	41	34	24	30	56	59	57	55	68	46	88	44	45	21	37	82	5	25	63	11	10	36	19	18	
Tour / Lap 5	1	2	53	43	35	81	42	31	48	41	34	30	24	56	59	57	55	68	88	44	45	21	46	37	82	5	25	11	63	10	36	19	18	
Tour / Lap 6	2	1	53	43	35	81	42	31	48	34	41	24	30	56	59	55	68	57	44	45	88	21	46	82	5	37	25	63	11	10	36	18	19	
Tour / Lap 7	2	1	43	53	81	35	31	48	42	34	41	24	30	56	55	59	68	57	44	45	21	46	88	25	63	37	11	36	10	18	82	5		
Tour / Lap 8	2	1	43	81	35	31	48	34	41	30	55	24	59	68	56	57	44	45	21	46	88	25	63	37	11	36	18	10	82	5				
Tour / Lap 9	1	2	43	81	35	31	48	34	41	30	55	24	68	59	57	45	44	46	88	21	63	11	10	36	82	18	5	25	37	56				
Tour / Lap 10	2	1	43	81	35	31	48	34	30	41	55	68	59	24	45	57	44	46	88	21	63	11	10	82	18	5	36	37						
Tour / Lap 11	2	1	43	35	81	31	48	34	30	41	55	68	59	24	45	57	44	46	88	21	63	11	82	10	18	5	36	37						
Tour / Lap 12	1	43	2	35	81	48	31	34	30	55	41	68	45	44	57	46	21	88	63	11	82	10	18	5	36	59	37							
Tour / Lap 13	1	43	35	2	81	48	31	34	30	55	41	68	45	44	57	46	21	88	63	11	82	10	18	5	36	59	37							
Tour / Lap 14	1	43	2	35	48	81	31	34	30	55	41	68	45	44	57	46	21	88	63	11	82	10	18	5	36	59	37							
Tour / Lap 15	1	43	2	48	35	31	81	34	55	30	41	68	45	44	57	46	21	88	63	11	82	18	10	5	36	59	37							
Tour / Lap 16	1	43	2	48	35	31	81	34	55	30	68	41	45	44	57	21	46	88	63	11	82	18	5	10	36	59	37							

### Classement final Course A / Final Classification Race A

Cl	N°	Concurrent	Pilote	Nat	Nat	R2	R4	Points
Rnk	No.	Entrant	Driver					
1	35	SG Drivers	ETEKI Adam	FRA		83	79	162
2	43	VDK Racing	MARTINS Victor	FRA		73	88	161
3	81	Lahoz Ramon	LAHOZ LOPEZ Alejandro	SPA		74	74	148
4	48	Van Pelt	VAN PELT Rens	BEL		64	83	147
5	31	Sanson François	SANSON Julien	FRA		66	76	142
6	41	Mick Barrett Racing	HAWKEY Ethan	GBR		70	69	139
7	34	Kartland	CHAPPARD Franck	FRA		65	73	138
8	53	Fusion Motorsport	LULHAM Chris	GBR		88	50	138
9	30	LTP Competition	MOYA Rubén	SPA		59	71	130
10	57	Wagg Jonathan	KUWABARA-WAGG Julian	FRA		63	66	129
11	82	BKC Racing	MC DONNELL Sam	IRL		68	60	128
12	24	240 Racing	MIALANE Thomas	FRA		71	53	124
13	45	VDK Racing	DIAS Xavier	FRA		54	68	122
14	68	Comer Spa	BJORNSTAD Petter	NOR		51	70	121
15	46	Bouchabke Imad	BOUCHABKE Rubens	LIB		57	64	121
16	42	Praga SRL	PETELET Milan	FRA		72	49	121
17	18	MSC Langenfeld	WAGNER Kevin	GER		61	59	120
18	55	EGP Racing	TUUR Stalmans	BEL		46	72	118
19	21	VDK Racing	GOLDSTEIN Elie	BEL		53	65	118
20	36	Treffle Racing	MALIZIA Arnaud	FRA		62	56	118
21	11	AK-Racing Germany	SCHUTZE Leon	GER		56	61	117
22	89	Evokart Srl	GUIDETTI Jacopo	ITA		69	47	116
23	19	Mad-Croc Karting	ALATALO William	FIN		67	48	115
24	44	Yu Andy	YU Dante	USA		47	67	114
25	37	AC Motorsport	FONTECHA MARTINEZ Ayrton	SPA		60	54	114
26	59	Greetham	GREETHAM Oliver	GBR		58	55	113
27	88	HL Racing	LU Hugo	CAN		48	63	111
28	63	Comer Spa	NYBERG Tobias	NOR		49	62	111
29	10	Mad-Croc Karting	LINTUKANTO Leevi	FIN		52	57	109
30	25	RS-Motorsport	DEGENBECK Patrick	GER		55	52	107
31	5	Peltola Ismo	PELTOLA Ossi	FIN		45	58	103
32	56	Fusion Motorsport	YU Royce	CHN		50	51	101
33	1	BN Racing	MALUKAS David	USA		79	0	79
34	2	BKC Racing	BRADSHAW Callum	GBR		76	0	76

Le Chronométrage



Affiché à

Le Président du Collège