

WAKC Wittgenborn

World Formula + RK1

Vogelsbergring Wittgenborn 1,038 Km

Freies Training

23.08.2015 08:45

Training (10:00 Zeit) gestartet um 8:45:09

Pos.	Nr.	Name	Nat-Wohnort	Fabrikat	Bewerber/Sponsor	Rnd.	Beste Zeit	Diff.	In Rd.	km/h
1	5	Simon Voghofer	GER-Hagen	Sodi / Briggs & Stratton	Beule Kart Racing Team / Hagener AC 05	11	51.667		10	72,325
2	123	Tim Valentin	GER-Eppingen	Mach 1 / RK 1	Wilk Sport / AC Bretten	11	51.822	0.155	11	72,108
3	19	Jonas Wollscheid	GER-Castrop-Rauxel	PCR / Briggs & Stratton	Beule Kart Racing Team / MSC Bergstadt-I	10	51.914	0.247	10	71,981
4	4	Nico Noel Manka	GER-Unna	Lewis Hamilton / Bridgestone	Beule Kart Racing Team / MSC Bork	10	52.114	0.447	6	71,704
5	17	Marcel Schminke	GER-Bad Wildungen	PCR / Briggs & Stratton	MSC Wolfhagen / ADAC Hessen-Thüringer	9	52.132	0.465	8	71,680
6	77	Moritz Winkler	GER-Bochum	Mach 1 / Briggs & Stratton	MSC Blau Gelb Essen / Thermo Racing Team	10	52.144	0.477	10	71,663
7	6	Elias Sauerbier	GER-Geismar	LH / Briggs & Stratton	Alljo-Hima-Kart-Team / ADAC Hessen-Thüringer	10	52.334	0.667	10	71,403
8	18	Pascal Wlodarczyk	GER-Wolkenried	CRG / Briggs & Stratton	Alljo Hima Racing Team / Fuldaer AC	10	52.345	0.678	5	71,388
9	8	Max Rosam	GER-Taunusstein	PCR / Briggs & Stratton	MSC Wolfhagen / ADAC Hessen-Thüringer	11	52.383	0.716	11	71,336
10	122	Emely Schmidt	GER-Neukirchen	MS Kart / RK 1	MSC Homburg / ADAC Hessen-Thüringer	10	52.402	0.735	8	71,310
11	11	Louis Rüße	GER-Wadersloh	Haase-Corsa / Bridgestone	AC Oelde	11	52.499	0.832	9	71,178
12	58	Simon Barth-Steitz	GER-Enkenbach			11	52.505	0.838	11	71,170
13	2	Vivien Michelle Reit	GER-Waltröppel	Lewis Hamilton / Bridgestone	Beule Kart Racing Team / MSC Herten	10	52.524	0.857	10	71,145
14	121	Dominik Hamm	GER-Büttelborn	Intrepid / RK1	HAC Simmern / Wilk Sport / ADAC Mittelrft	10	52.609	0.942	10	71,030
15	7	Justin Krasniqi	GER-Neuenrade	Sodi / Briggs & Stratton	Beule Kart Racing Team / IBG Goeke-Tech	7	52.699	1.032	7	70,908
16	3	Tom Kölsch	GER-Wilnsdorf	Lewis Hamilton / Bridgestone	Beule Kart Racing Team / AMC Burbach	9	52.764	1.097	7	70,821
17	23	Louis Klinkhammer	GER-Krombach	PCR / Briggs & Stratton	MSC Mülheim e.V.	10	52.807	1.140	9	70,763
18	54	Ben Schimke	GER-Ober-Ramstadt	Kosmic / Briggs & Stratton	Alljo Hima Kart Team	11	52.921	1.254	5	70,611
19	21	Stefan Krenz	GER-Mülheim	PCR / Briggs & Stratton	MSC Mülheim e.V.	11	52.951	1.284	9	70,571
20	124	Christian Wachter	GER-Kaiserslautern	Intrepid / RK 1	Rennsport Wachter / Dolmetscher- und Ut	10	53.048	1.381	10	70,442
21	12	Nick Rommershausen	GER-Montabaur	CRG / Briggs & Stratton	AMC Arzbach	10	53.148	1.481	10	70,309
22	75	Tim Schürmann	GER-Meinerzhagen	Interpid / Briggs & Stratton	AJT Halver / GCS / Mein Designer	10	53.223	1.556	9	70,210
23	78	Florian Geiß	GER-			11	53.245	1.578	8	70,181
24	10	Philip Heine	GER-Bad Arolsen	PCR / Briggs & Stratton	MSC Wolfhagen	10	53.526	1.859	8	69,813
25	27	Philipp Britz	GER-Saarbrücken	Swiss Corse / Bridgestone	VdM Bischmisheim / PJM Motorsport	3	54.083	2.416	2	69,094
26	56	Marc Dörr	GER-Eisenberg	Mach1/ Briggs & Stratton	EBS kartsport	10	54.969	3.302	9	67,980
27	13	Maximilian Rissler	GER-Duisburg	Zanardi / Briggs & Stratton	Thermo Racing Team	10	55.867	4.200	6	66,887
28	24	Max Bolzenius	GER-Meschede	Birel / Briggs & Stratton	MSC Oeventrop	6	57.486	5.819	5	65,004
29	16	Michel Boensmann	GER-Wuppertal	Haase-Corsa / Bridgestone	Thermo Racing Team				0	-

Reg-Nr.: C-KA 02/2015

Orbits

Rennleiter: Dominik Rösch

Zeitnahme: Julia Jäger

Schiedsgericht: Thomas Ferrero

Aushang:

Uhr

Gedruckt: 23.08.2015 08:57:25

WAKC Wittgenborn

World Formula + RK1

Vogelsbergring Wittgenborn 1,038 Km

Freies Training

23.08.2015 08:45

Training (10:00 Zeit) gestartet um 8:45:09

Pos.	Nr.	Name	Nat-Wohnort	Fabrikat	Bewerber/Sponsor	Rnd.	Beste Zeit	Diff.	In Rd.	km/h
RK1										
1	123	Tim Valentin	GER-Eppingen	Mach 1 / RK 1	Wilk Sport / AC Bretten	11	51.822		11	72,108
2	122	Emely Schmidt	GER-Neukirchen	MS Kart / RK 1	MSC Homberg / ADAC Hessen-Thüringen	10	52.402	0.580	8	71,310
3	121	Dominik Hamm	GER-Büttelborn	Intrepid / RK1	HAC Simmern / Wilk Sport / ADAC Mittelrt	10	52.609	0.787	10	71,030
4	124	Christian Wachter	GER-Kaiserslautern	Intrepid / RK 1	Rennsport Wachter / Dolmetscher- und Üt	10	53.048	1.226	10	70,442
World Formula										
1	5	Simon Voghofer	GER-Hagen	Sodi / Briggs & Str	Beule Kart Racing Team / Hagener AC 05	11	51.667		10	72,325
2	19	Jonas Wollscheid	GER-Castrop-Rauzel	PCR / Briggs & Stra	Beule Kart Racing Team / MSC Bergstadt-I	10	51.914	0.247	10	71,981
3	4	Nico Noel Manka	GER-Unna	Lewis Hamilton / Br	Beule Kart Racing Team / MSC Bork	10	52.114	0.447	6	71,704
4	17	Marcel Schminke	GER-Bad Wildungen	PCR / Briggs & Stra	MSC Wolfhagen / ADAC Hessen-Thüringer	9	52.132	0.465	8	71,680
5	77	Moritz Winkler	GER-Bochum	Mach 1 / Briggs & S	MSC Blau Gelb Essen / Thermo Racing Te	10	52.144	0.477	10	71,663
6	6	Elias Sauerbier	GER-Geismar	LH / Briggs & Strati	Alljo-Hima-Kart-Team / ADAC Hessen-Thü	10	52.334	0.667	10	71,403
7	18	Pascal Wlodarczyk	GER-Wolkenried	CRG / Briggs & Str	Alljo Hima Racing Team / Fuldaer AC	10	52.345	0.678	5	71,388
8	8	Max Rosam	GER-Taunusstein	PCR / Briggs & Stra	MSC Wolfhagen / ADAC Hessen-Thüringer	11	52.383	0.716	11	71,336
9	11	Louis Rübe	GER-Wadersloh	Haase-Corsa / Brig	AC Oelde	11	52.499	0.832	9	71,178
10	58	Simon Barth-Steitz	GER-Enkenbach			11	52.505	0.838	11	71,170
11	2	Vivien Michelle Reit	GER-Waltrop	Lewis Hamilton / Br	Beule Kart Racing Team / MSC Herten	10	52.524	0.857	10	71,145
12	7	Justin Krasniqi	GER-Neuenrade	Sodi / Briggs & Str	Beule Kart Racing Team / IBG Goeke-Tech	7	52.699	1.032	7	70,908
13	3	Tom Kölsch	GER-Wilnsdorf	Lewis Hamilton / Br	Beule Kart Racing Team / AMC Burbach	9	52.764	1.097	7	70,821
14	23	Louis Klinkhammer	GER-Krombach	PCR / Briggs & Stra	MSC Mülheim e.V.	10	52.807	1.140	9	70,763
15	54	Ben Schimke	GER-Ober-Ramstadt	Kosmic / Briggs & S	Alljo Hima Kart Team	11	52.921	1.254	5	70,611
16	21	Stefan Krenz	GER-Mülheim	PCR / Briggs & Stra	MSC Mülheim e.V.	11	52.951	1.284	9	70,571
17	12	Nick Rommershausen	GER-Montabaur	CRG / Briggs & Str	AMC Arzbach	10	53.148	1.481	10	70,309
18	75	Tim Schürmann	GER-Meinerzhagen	Interpid / Briggs &	AJT Halver / GCS / Mein Designer	10	53.223	1.556	9	70,210
19	78	Florian Geiß	GER-			11	53.245	1.578	8	70,181
20	10	Philip Heine	GER-Bad Arolsen	PCR / Briggs & Stra	MSC Wolfhagen	10	53.526	1.859	8	69,813
21	27	Philipp Britz	GER-Saarbrücken	Swiss Corse / Brigg	VdM Bischmisheim / PJM Motorsport	3	54.083	2.416	2	69,094
22	56	Marc Dörr	GER-Eisenberg	Mach1/ Briggs & St	EBS kartsport	10	54.969	3.302	9	67,980
23	13	Maximilian Rissler	GER-Duisburg	Zanardi / Briggs & :	Thermo Racing Team	10	55.867	4.200	6	66,887
24	24	Max Bolzenius	GER-Meschede	Birel / Briggs & Str	MSC Oeventrop	6	57.486	5.819	5	65,004
25	16	Michel Boensmann	GER-Wuppertal	Haase-Corsa / Brig	Thermo Racing Team				0	-

Reg-Nr.: C-KA 02/2015

Orbits

Rennleiter: Dominik Rösch

Zeitnahme: Julia Jäger

Schiedsgericht: Thomas Ferrero

Aushang:

Uhr

Gedruckt: 23.08.2015 09:04:01

WAKC Wittgenborn

World Formula + RK1

Vogelsbergring Wittgenborn 1,038 Km

Freies Training

23.08.2015 08:45

Training (10:00 Zeit) gestartet um 8:45:09

Runde	Rundenzeit	Diff.	Tageszeit
(5) Simon Voghofer			
1	54.519	+2.852	8:46:37.781
2	54.371	+2.704	8:47:32.152
3	53.478	+1.811	8:48:25.630
4	52.683	+1.016	8:49:18.313
5	53.886	+2.219	8:50:12.199
6	52.021	+0.354	8:51:04.220
7	53.234	+1.567	8:51:57.454
8	55.474	+3.807	8:52:52.928
9	51.971	+0.304	8:53:44.899
10	51.667		8:54:36.566
11	52.232	+0.565	8:55:28.798

Runde	Rundenzeit	Diff.	Tageszeit
(123) Tim Valentin			
1	58.992	+7.170	8:46:57.460
2	57.707	+5.885	8:47:55.167
3	56.057	+4.235	8:48:51.224
4	54.409	+2.587	8:49:45.633
5	52.463	+0.641	8:50:38.096
6	52.814	+0.992	8:51:30.910
7	53.338	+1.516	8:52:24.248
8	52.822	+1.000	8:53:17.070
9	52.390	+0.568	8:54:09.460
10	53.939	+2.117	8:55:03.399
11	51.822		8:55:55.221

Runde	Rundenzeit	Diff.	Tageszeit
(19) Jonas Wollscheid			
1	55.255	+3.341	8:46:43.904
2	54.597	+2.683	8:47:38.501
3	53.299	+1.385	8:48:31.800
4	52.685	+0.771	8:49:24.485
5	53.566	+1.652	8:50:18.051
6	52.697	+0.783	8:51:10.748
7	52.792	+0.878	8:52:03.540
8	54.924	+3.010	8:52:58.464
9	1:45.167	+53.253	8:54:43.631
10	51.914		8:55:35.545

Runde	Rundenzeit	Diff.	Tageszeit
(4) Nico Noel Manka			
1	58.686	+6.572	8:46:49.369
2	54.456	+2.342	8:47:43.825
3	53.581	+1.467	8:48:37.406
4	52.617	+0.503	8:49:30.023
5	53.106	+0.992	8:50:23.129
6	52.114		8:51:15.243
7	52.228	+0.114	8:52:07.471
8	54.365	+2.251	8:53:01.836
9	1:44.843	+52.729	8:54:46.679
10	52.296	+0.182	8:55:38.975

Runde	Rundenzeit	Diff.	Tageszeit
(17) Marcel Schminke			
1	56.254	+4.122	8:47:19.541
2	54.040	+1.908	8:48:13.581
3	53.038	+0.906	8:49:06.619
4	53.533	+1.401	8:50:00.152
5	56.256	+4.124	8:50:56.408
6	53.081	+0.949	8:51:49.489
7	52.334	+0.202	8:52:41.823
8	52.132		8:53:33.955
9	53.613	+1.481	8:54:27.568

Runde	Rundenzeit	Diff.	Tageszeit
(77) Moritz Winkler			
1	57.471	+5.327	8:46:42.999
2	57.272	+5.128	8:47:40.271
3	54.815	+2.671	8:48:35.086

Runde	Rundenzeit	Diff.	Tageszeit
4	53.119	+0.975	8:49:28.205
5	53.379	+1.235	8:50:21.584
6	52.811	+0.667	8:51:14.395
7	52.367	+0.223	8:52:06.762
8	53.373	+1.229	8:53:00.135
9	1:44.856	+52.712	8:54:44.991
10	52.144		8:55:37.135

Runde	Rundenzeit	Diff.	Tageszeit
(6) Elias Sauerbier			
1	54.404	+2.070	8:46:38.031
2	53.619	+1.285	8:47:31.650
3	53.528	+1.194	8:48:25.178
4	52.928	+0.594	8:49:18.106
5	52.856	+0.522	8:50:10.962
6	52.505	+0.171	8:51:03.467
7	53.009	+0.675	8:51:56.476
8	52.855	+0.521	8:52:49.331
9	1:44.171	+51.837	8:54:33.502
10	52.334		8:55:25.836

Runde	Rundenzeit	Diff.	Tageszeit
(18) Pascal Włodarczyk			
1	55.179	+2.834	8:46:44.534
2	55.030	+2.685	8:47:39.564
3	53.516	+1.171	8:48:33.080
4	53.401	+1.056	8:49:26.481
5	52.345		8:50:18.826
6	52.893	+0.548	8:51:11.719
7	52.377	+0.032	8:52:04.096
8	53.339	+0.994	8:52:57.435
9	1:43.976	+51.631	8:54:41.411
10	52.532	+0.187	8:55:33.943

Runde	Rundenzeit	Diff.	Tageszeit
(8) Max Rosam			
1	56.392	+4.009	8:46:43.261
2	56.050	+3.667	8:47:39.311
3	54.595	+2.212	8:48:33.906
4	53.406	+1.023	8:49:27.312
5	53.014	+0.631	8:50:20.326
6	52.686	+0.303	8:51:13.012
7	52.580	+0.197	8:52:05.592
8	53.340	+0.957	8:52:58.932
9	52.451	+0.068	8:53:51.383
10	52.809	+0.426	8:54:44.192
11	52.383		8:55:36.575

Runde	Rundenzeit	Diff.	Tageszeit
(122) Emely Schmidt			
1	55.823	+3.421	8:47:23.748
2	54.020	+1.618	8:48:17.768
3	53.639	+1.237	8:49:11.407
4	53.778	+1.376	8:50:05.185
5	52.836	+0.434	8:50:58.021
6	54.367	+1.965	8:51:52.388
7	52.796	+0.394	8:52:45.184
8	52.402		8:53:37.586
9	52.526	+0.124	8:54:30.112
10	54.983	+2.581	8:55:25.095

Runde	Rundenzeit	Diff.	Tageszeit
(11) Louis Rüße			
1	1:06.465	+13.966	8:46:59.760
2	54.962	+2.463	8:47:54.722
3	53.242	+0.743	8:48:47.964
4	56.652	+4.153	8:49:44.616
5	52.950	+0.451	8:50:37.566
6	52.938	+0.439	8:51:30.504
7	53.316	+0.817	8:52:23.820
8	52.968	+0.469	8:53:16.788

Runde	Rundenzeit	Diff.	Tageszeit
9	52.499		8:54:09.287
10	52.531	+0.032	8:55:01.818
11	53.048	+0.549	8:55:54.866

Runde	Rundenzeit	Diff.	Tageszeit
(58) Simon Barth-Steitz			
1	1:04.410	+11.905	8:46:57.323
2	1:00.913	+8.408	8:47:58.236
3	54.358	+1.853	8:48:52.594
4	53.897	+1.392	8:49:46.491
5	52.863	+0.358	8:50:39.354
6	52.811	+0.306	8:51:32.165
7	52.594	+0.089	8:52:24.759
8	54.301	+1.796	8:53:19.060
9	53.131	+0.626	8:54:12.191
10	52.510	+0.005	8:55:04.701
11	52.505		8:55:57.206

Runde	Rundenzeit	Diff.	Tageszeit
(2) Vivien Michelle Reit			
1	59.906	+7.382	8:46:50.810
2	54.691	+2.167	8:47:45.501
3	54.007	+1.483	8:48:39.508
4	1:30.184	+37.660	8:50:09.692
5	53.611	+1.087	8:51:03.303
6	53.937	+1.413	8:51:57.240
7	53.069	+0.545	8:52:50.309
8	53.170	+0.646	8:53:43.479
9	52.714	+0.190	8:54:36.193
10	52.524		8:55:28.717

Runde	Rundenzeit	Diff.	Tageszeit
(121) Dominik Hamm			
1	56.170	+3.561	8:46:46.482
2	55.249	+2.640	8:47:41.731
3	54.035	+1.426	8:48:35.766
4	53.582	+0.973	8:49:29.348
5	54.521	+1.912	8:50:23.869
6	53.610	+1.001	8:51:17.479
7	53.240	+0.631	8:52:10.719
8	52.790	+0.181	8:53:03.509
9	1:46.344	+53.735	8:54:49.853
10	52.609		8:55:42.462

Runde	Rundenzeit	Diff.	Tageszeit
(7) Justin Krasniqi			
1	1:00.805	+8.106	8:46:56.273
2	56.583	+3.884	8:47:52.856
3	53.910	+1.211	8:48:46.766
4	53.428	+0.729	8:49:40.194
5	52.900	+0.201	8:50:33.094
6	52.818	+0.119	8:51:25.912
7	52.699		8:52:18.611

Runde	Rundenzeit	Diff.	Tageszeit
(3) Tom Kölsch			
1	56.686	+3.922	8:46:41.992
2	54.677	+1.913	8:47:36.669
3	53.787	+1.023	8:48:30.456
4	53.574	+0.810	8:49:24.030
5	53.854	+1.090	8:50:17.884
6	53.161	+0.397	8:51:11.045
7	52.764		8:52:03.809
8	54.470	+1.706	8:52:58.279
9	1:46.050	+53.286	8:54:44.329

Runde	Rundenzeit	Diff.	Tageszeit
(23) Louis Klinkhammer			
1	1:01.776	+8.969	8:46:54.928
2	55.619	+2.812	8:47:50.547
3	54.237	+1.430	8:48:44.784
4	54.504	+1.697	8:49:39.288

Reg-Nr.: C-KA 02/2015

Orbits

Rennleiter: Dominik Rösch
 Schiedsgericht: Thomas Ferrero
 Aushang:

Zeitnahme: Julia Jäger

Uhr



WAKC Wittgenborn

World Formula + RK1

Vogelsbergring Wittgenborn 1,038 Km

Freies Training

23.08.2015 08:45

Training (10:00 Zeit) gestartet um 8:45:09

Runde	Rundenzeit	Diff.	Tageszeit
5	53.091	+0.284	8:50:32.379
6	52.937	+0.130	8:51:25.316
7	53.176	+0.369	8:52:18.492
8	53.107	+0.300	8:53:11.599
9	52.807		8:54:04.406
10	52.964	+0.157	8:54:57.370

(54) Ben Schimke

Runde	Rundenzeit	Diff.	Tageszeit
1	1:00.362	+7.441	8:46:52.289
2	54.564	+1.643	8:47:46.853
3	53.649	+0.728	8:48:40.502
4	53.523	+0.602	8:49:34.025
5	52.921		8:50:26.946
6	53.115	+0.194	8:51:20.061
7	53.461	+0.540	8:52:13.522
8	53.079	+0.158	8:53:06.601
9	52.957	+0.036	8:53:59.558
10	53.037	+0.116	8:54:52.595
11	53.264	+0.343	8:55:45.859

(21) Stefan Krenz

Runde	Rundenzeit	Diff.	Tageszeit
1	59.257	+6.306	8:46:53.209
2	55.635	+2.684	8:47:48.844
3	54.029	+1.078	8:48:42.873
4	54.169	+1.218	8:49:37.042
5	53.451	+0.500	8:50:30.493
6	53.253	+0.302	8:51:23.746
7	54.249	+1.298	8:52:17.995
8	53.265	+0.314	8:53:11.260
9	52.951		8:54:04.211
10	53.017	+0.066	8:54:57.228
11	52.991	+0.040	8:55:50.219

(124) Christian Wachter

Runde	Rundenzeit	Diff.	Tageszeit
1	56.786	+3.738	8:46:43.118
2	54.097	+1.049	8:47:37.215
3	53.573	+0.525	8:48:30.788
4	53.532	+0.484	8:49:24.320
5	54.262	+1.214	8:50:18.582
6	53.712	+0.664	8:51:12.294
7	53.672	+0.624	8:52:05.966
8	53.444	+0.396	8:52:59.410
9	1:45.549	+52.501	8:54:44.959
10	53.048		8:55:38.007

(12) Nick Rommershausen

Runde	Rundenzeit	Diff.	Tageszeit
1	1:00.179	+7.031	8:46:56.513
2	1:00.948	+7.800	8:47:57.461
3	56.286	+3.138	8:48:53.747
4	54.668	+1.520	8:49:48.415
5	56.811	+3.663	8:50:45.226
6	54.663	+1.515	8:51:39.889
7	54.642	+1.494	8:52:34.531
8	53.294	+0.146	8:53:27.825
9	53.910	+0.762	8:54:21.735
10	53.148		8:55:14.883

(75) Tim Schürmann

Runde	Rundenzeit	Diff.	Tageszeit
1	58.639	+5.416	8:47:02.273
2	56.315	+3.092	8:47:58.588
3	54.387	+1.164	8:48:52.975
4	55.226	+2.003	8:49:48.201
5	55.806	+2.583	8:50:44.007
6	53.674	+0.451	8:51:37.681
7	54.014	+0.791	8:52:31.695
8	53.702	+0.479	8:53:25.397

Runde	Rundenzeit	Diff.	Tageszeit
9	53.223		8:54:18.620
10	53.965	+0.742	8:55:12.585

(78) Florian Geiß

Runde	Rundenzeit	Diff.	Tageszeit
1	1:01.076	+7.831	8:46:54.285
2	54.851	+1.606	8:47:49.136
3	54.347	+1.102	8:48:43.483
4	54.448	+1.203	8:49:37.931
5	53.565	+0.320	8:50:31.496
6	1:01.258	+8.013	8:51:32.754
7	53.711	+0.466	8:52:26.465
8	53.245		8:53:19.710
9	53.551	+0.306	8:54:13.261
10	53.391	+0.146	8:55:06.652
11	53.489	+0.244	8:56:00.141

(10) Philip Heine

Runde	Rundenzeit	Diff.	Tageszeit
1	59.543	+6.017	8:46:57.185
2	56.495	+2.969	8:47:53.680
3	54.117	+0.591	8:48:47.797
4	54.853	+1.327	8:49:42.650
5	53.826	+0.300	8:50:36.476
6	53.752	+0.226	8:51:30.228
7	53.787	+0.261	8:52:24.015
8	53.526		8:53:17.541
9	1:41.979	+48.453	8:54:59.520
10	54.157	+0.631	8:55:53.677

(27) Philipp Britz

Runde	Rundenzeit	Diff.	Tageszeit
1	56.478	+2.395	8:46:42.820
2	54.083		8:47:36.903
3	55.644	+1.561	8:48:32.547

(56) Marc Dörr

Runde	Rundenzeit	Diff.	Tageszeit
1	59.391	+4.422	8:47:08.548
2	56.720	+1.751	8:48:05.268
3	57.035	+2.066	8:49:02.303
4	57.664	+2.695	8:49:59.967
5	57.231	+2.262	8:50:57.198
6	56.657	+1.688	8:51:53.855
7	55.441	+0.472	8:52:49.296
8	55.559	+0.590	8:53:44.855
9	54.969		8:54:39.824
10	55.810	+0.841	8:55:35.634

(13) Maximilian Rissler

Runde	Rundenzeit	Diff.	Tageszeit
1	59.811	+3.944	8:46:57.070
2	57.609	+1.742	8:47:54.679
3	56.469	+0.602	8:48:51.148
4	56.955	+1.088	8:49:48.103
5	55.893	+0.026	8:50:43.996
6	55.867		8:51:39.863
7	57.027	+1.160	8:52:36.890
8	56.471	+0.604	8:53:33.361
9	55.900	+0.033	8:54:29.261
10	57.068	+1.201	8:55:26.329

(24) Max Bolzenius

Runde	Rundenzeit	Diff.	Tageszeit
1	1:00.193	+2.707	8:47:05.397
2	58.201	+0.715	8:48:03.598
3	58.297	+0.811	8:49:01.895
4	57.494	+0.008	8:49:59.389
5	57.486		8:50:56.875
6	1:06.441	+8.955	8:52:03.316

WAKC Wittgenborn

World Formula + RK1

Vogelsbergring Wittgenborn 1,038 Km

Zeittraining

23.08.2015 10:30

Qualifikation (10:00 Zeit) gestartet um 10:30:04

Pos.	Nr.	Name	Nat-Wohnort	Fabrikat	Bewerber/Sponsor	Rnd.	Beste Zeit	Diff.	In Rd.	km/h
1	7	Justin Krasniqi	GER-Neuenrade	Sodi / Briggs & Stratton	Beule Kart Racing Team / IBG Goeke-Tech	11	50.752		8	73,629
2	5	Simon Voghofer	GER-Hagen	Sodi / Briggs & Stratton	Beule Kart Racing Team / Hagener AC 05	12	51.004	0.252	11	73,265
3	3	Tom Kölsch	GER-Wilnsdorf	Lewis Hamilton / Bridgestone	Beule Kart Racing Team / AMC Burbach	11	51.070	0.318	10	73,170
4	17	Marcel Schminke	GER-Bad Wildungen	PCR / Briggs & Stratton	MSC Wolfhagen / ADAC Hessen-Thüringer	11	51.141	0.389	4	73,069
5	6	Elias Sauerbier	GER-Geismar	LH / Briggs & Stratton	Alljo-Hima-Kart-Team / ADAC Hessen-Thüringer	11	51.300	0.548	3	72,842
6	77	Moritz Winkler	GER-Bochum	Mach 1 / Briggs & Stratton	MSC Blau Gelb Essen / Thermo Racing Team	11	51.333	0.581	11	72,795
7	23	Louis Klinkhammer	GER-Krombach	PCR / Briggs & Stratton	MSC Mülheim e.V.	10	51.353	0.601	9	72,767
8	123	Tim Valentin	GER-Eppingen	Mach 1 / RK 1	Wilk Sport / AC Bretten	11	51.370	0.618	8	72,743
9	122	Emely Schmidt	GER-Neukirchen	MS Kart / RK 1	MSC Homburg / ADAC Hessen-Thüringer	11	51.414	0.662	9	72,681
10	4	Nico Noel Manka	GER-Unna	Lewis Hamilton / Bridgestone	Beule Kart Racing Team / MSC Bork	11	51.492	0.740	8	72,570
11	18	Pascal Wlodarczyk	GER-Wolkenried	CRG / Briggs & Stratton	Alljo Hima Racing Team / Fuldaer AC	11	51.518	0.766	7	72,534
12	27	Philipp Britz	GER-Saarbrücken	Swiss Corse / Bridgestone	VdM Bischmisheim / PJM Motorsport	11	51.627	0.875	8	72,381
13	19	Jonas Wollscheid	GER-Castrop-Rauxel	PCR / Briggs & Stratton	Beule Kart Racing Team / MSC Bergstadt-Idar	11	51.681	0.929	4	72,305
14	58	Simon Barth-Steitz	GER-Enkenbach	Wild Kart/ B+S	1.Ralleyclub Barbarossa/ EBS Motorsport	11	51.755	1.003	9	72,202
15	8	Max Rosam	GER-Taunusstein	PCR / Briggs & Stratton	MSC Wolfhagen / ADAC Hessen-Thüringer	11	51.811	1.059	7	72,124
16	10	Philip Heine	GER-Bad Arolsen	PCR / Briggs & Stratton	MSC Wolfhagen	11	51.857	1.105	5	72,060
17	11	Louis Rüße	GER-Wadersloh	Haase-Corsa / Bridgestone	AC Oelde	11	51.900	1.148	6	72,000
18	121	Dominik Hamm	GER-Büttelborn	Intrepid / RK1	HAC Simmern / Wilk Sport / ADAC Mittelrheintal	11	51.939	1.187	3	71,946
19	21	Stefan Krenz	GER-Mülheim	PCR / Briggs & Stratton	MSC Mülheim e.V.	11	51.965	1.213	8	71,910
20	75	Tim Schürmann	GER-Meinerzhagen	Interpid / Briggs & Stratton	AJT Halver / GCS / Mein Designer	11	52.011	1.259	9	71,846
21	124	Christian Wachter	GER-Kaiserslautern	Intrepid / RK 1	Rennsport Wachter / Dolmetscher- und Utz	11	52.052	1.300	6	71,790
22	2	Vivien Michelle Reit	GER-Waltrop	Lewis Hamilton / Bridgestone	Beule Kart Racing Team / MSC Herten	11	52.055	1.303	10	71,786
23	78	Florian Geiß	GER-Hochspeyer	Mach 1/B+S	RCB Kaiserslautern	11	52.219	1.467	8	71,560
24	54	Ben Schimke	GER-Ober-Ramstadt	Kosmic / Briggs & Stratton	Alljo Hima Kart Team	11	52.280	1.528	4	71,477
25	16	Michel Boensmann	GER-Wuppertal	Haase-Corsa / Bridgestone	Thermo Racing Team	11	52.338	1.586	8	71,397
26	12	Nick Rommershausen	GER-Montabaur	CRG / Briggs & Stratton	AMC Arzbach	11	52.489	1.737	9	71,192
27	56	Marc Dörr	GER-Eisenberg	Mach1/ Briggs & Stratton	EBS kartsport	11	54.175	3.423	2	68,976
28	24	Max Bolzenius	GER-Meschede	Birel / Briggs & Stratton	MSC Oeventrop	10	55.068	4.316	10	67,858
29	13	Maximilian Rissler	GER-Duisburg	Zanardi / Briggs & Stratton	Thermo Racing Team	10	55.985	5.233	4	66,746

Bemerkungen

Ergebnis vorbehaltlich der technischen und sportlichen Nachuntersuchungen

Reg-Nr.: C-KC 02/2015

Orbits

Rennleiter: Dominik Rösch

Zeitnahme: Julia Jäger

Schiedsgericht: Thomas Ferrero

Aushang:

Uhr

Gedruckt: 23.08.2015 10:41:25

WAKC Wittgenborn

World Formula + RK1

Vogelsbergring Wittgenborn 1,038 Km

Zeittraining

23.08.2015 10:30

Qualifikation (10:00 Zeit) gestartet um 10:30:04

Pos.	Nr.	Name	Nat-Wohnort	Fabrikat	Bewerber/Sponsor	Rnd.	Beste Zeit	Diff.	In Rd.	km/h
RK1										
1	123	Tim Valentin	GER-Eppingen	Mach 1 / RK 1	Wilk Sport / AC Bretten	11	51.370		8	72,743
2	122	Emely Schmidt	GER-Neukirchen	MS Kart / RK 1	MSC Homberg / ADAC Hessen-Thüringen	11	51.414	0.044	9	72,681
3	121	Dominik Hamm	GER-Büttelborn	Intrepid / RK1	HAC Simmern / Wilk Sport / ADAC Mittelrt	11	51.939	0.569	3	71,946
4	124	Christian Wachter	GER-Kaiserslautern	Intrepid / RK 1	Rennsport Wachter / Dolmetscher- und Üt	11	52.052	0.682	6	71,790
World Formula										
1	7	Justin Krasniqi	GER-Neuenrade	Sodi / Briggs & Str	Beule Kart Racing Team / IBG Goeke-Tech	11	50.752		8	73,629
2	5	Simon Voghofer	GER-Hagen	Sodi / Briggs & Str	Beule Kart Racing Team / Hagener AC 05	12	51.004	0.252	11	73,265
3	3	Tom Kölsch	GER-Wilnsdorf	Lewis Hamilton / Bi	Beule Kart Racing Team / AMC Burbach	11	51.070	0.318	10	73,170
4	17	Marcel Schminke	GER-Bad Wildungen	PCR / Briggs & Stra	MSC Wolfhagen / ADAC Hessen-Thüringer	11	51.141	0.389	4	73,069
5	6	Elias Sauerbier	GER-Geismar	LH / Briggs & Strati	Alljo-Hima-Kart-Team / ADAC Hessen-Thü	11	51.300	0.548	3	72,842
6	77	Moritz Winkler	GER-Bochum	Mach 1 / Briggs & S	MSC Blau Gelb Essen / Thermo Racing Te	11	51.333	0.581	11	72,795
7	23	Louis Klinkhammer	GER-Krombach	PCR / Briggs & Stra	MSC Mülheim e.V.	10	51.353	0.601	9	72,767
8	4	Nico Noel Manka	GER-Unna	Lewis Hamilton / Bi	Beule Kart Racing Team / MSC Bork	11	51.492	0.740	8	72,570
9	18	Pascal Wlodarczyk	GER-Wolkenried	CRG / Briggs & Str	Alljo Hima Racing Team / Fuldaer AC	11	51.518	0.766	7	72,534
10	27	Philipp Britz	GER-Saarbrücken	Swiss Corse / Brigg	VdM Bischmisheim / PJM Motorsport	11	51.627	0.875	8	72,381
11	19	Jonas Wollscheid	GER-Castrop-Rauxel	PCR / Briggs & Stra	Beule Kart Racing Team / MSC Bergstadt-l	11	51.681	0.929	4	72,305
12	58	Simon Barth-Steitz	GER-Enkenbach	Wild Kart/ B+S	1.Ralleyclub Barbarossa/ EBS Motorsport	11	51.755	1.003	9	72,202
13	8	Max Rosam	GER-Taunusstein	PCR / Briggs & Stra	MSC Wolfhagen / ADAC Hessen-Thüringer	11	51.811	1.059	7	72,124
14	10	Philip Heine	GER-Bad Arolsen	PCR / Briggs & Stra	MSC Wolfhagen	11	51.857	1.105	5	72,060
15	11	Louis Rüße	GER-Wadersloh	Haase-Corsa / Brigi	AC Oelde	11	51.900	1.148	6	72,000
16	21	Stefan Krenz	GER-Mülheim	PCR / Briggs & Stra	MSC Mülheim e.V.	11	51.965	1.213	8	71,910
17	75	Tim Schürmann	GER-Meinerzhagen	Interpid / Briggs &	AJT Halver / GCS / Mein Designer	11	52.011	1.259	9	71,846
18	2	Vivien Michelle Reit	GER-Waltrop	Lewis Hamilton / Bi	Beule Kart Racing Team / MSC Herten	11	52.055	1.303	10	71,786
19	78	Florian Geiß	GER-Hochspeyer	Mach 1/B+S	RCB Kaiserslautern	11	52.219	1.467	8	71,560
20	54	Ben Schimke	GER-Ober-Ramstadt	Kosmic / Briggs & S	Alljo Hima Kart Team	11	52.280	1.528	4	71,477
21	16	Michel Boensmann	GER-Wuppertal	Haase-Corsa / Brigi	Thermo Racing Team	11	52.338	1.586	8	71,397
22	12	Nick Rommershausen	GER-Montabaur	CRG / Briggs & Str	AMC Arzbach	11	52.489	1.737	9	71,192
23	56	Marc Dörr	GER-Eisenberg	Mach1/ Briggs & St	EBS kartsport	11	54.175	3.423	2	68,976
24	24	Max Bolzenius	GER-Meschede	Birel / Briggs & Str	MSC Oeventrop	10	55.068	4.316	10	67,858
25	13	Maximilian Rissler	GER-Duisburg	Zanardi / Briggs & S	Thermo Racing Team	10	55.985	5.233	4	66,746

Bemerkungen

Ergebnis vorbehaltlich der technischen und sportlichen Nachuntersuchungen

Reg-Nr.: C-KC 02/2015

Orbits

Rennleiter: Dominik Rösch

Zeitnahme: Julia Jäger

Schiedsgericht: Thomas Ferrero

Aushang:

Uhr

Gedruckt: 23.08.2015 10:41:43

WAKC Wittgenborn

World Formula + RK1

Vogelsberggring Wittgenborn 1,038 Km

Zeittraining

23.08.2015 10:30

Qualifikation (10:00 Zeit) gestartet um 10:30:04

Runde	Rundenzeit	Diff.	Tageszeit
(7) Justin Krasniqi			
1	52.391	+1.639	10:32:19.749
2	51.317	+0.565	10:33:11.066
3	51.516	+0.764	10:34:02.582
4	51.247	+0.495	10:34:53.829
5	51.070	+0.318	10:35:44.899
6	51.404	+0.652	10:36:36.303
7	51.575	+0.823	10:37:27.878
8	50.752		10:38:18.630
9	51.184	+0.432	10:39:09.814
10	50.902	+0.150	10:40:00.716
11	50.951	+0.199	10:40:51.667

Runde	Rundenzeit	Diff.	Tageszeit
(5) Simon Voghofer			
1	52.646	+1.642	10:31:29.146
2	51.641	+0.637	10:32:20.787
3	51.320	+0.316	10:33:12.107
4	51.713	+0.709	10:34:03.820
5	51.698	+0.694	10:34:55.518
6	52.066	+1.062	10:35:47.584
7	51.446	+0.442	10:36:39.030
8	52.554	+1.550	10:37:31.584
9	51.528	+0.524	10:38:23.112
10	51.707	+0.703	10:39:14.819
11	51.004		10:40:05.823
12	51.153	+0.149	10:40:56.976

Runde	Rundenzeit	Diff.	Tageszeit
(3) Tom Kölsch			
1	52.375	+1.305	10:31:29.916
2	51.592	+0.522	10:32:21.508
3	51.392	+0.322	10:33:12.900
4	51.158	+0.088	10:34:04.058
5	51.721	+0.651	10:34:55.779
6	51.368	+0.298	10:35:47.147
7	51.857	+0.787	10:36:39.004
8	52.538	+1.468	10:37:31.542
9	52.538	+1.468	10:38:24.080
10	51.070		10:39:15.150
11	51.540	+0.470	10:40:06.690

Runde	Rundenzeit	Diff.	Tageszeit
(17) Marcel Schminke			
1	52.318	+1.177	10:32:09.357
2	51.418	+0.277	10:33:00.775
3	51.339	+0.198	10:33:52.114
4	51.141		10:34:43.255
5	51.210	+0.069	10:35:34.465
6	52.360	+1.219	10:36:26.825
7	51.211	+0.070	10:37:18.036
8	51.172	+0.031	10:38:09.208
9	51.191	+0.050	10:39:00.399
10	51.379	+0.238	10:39:51.778
11	51.229	+0.088	10:40:43.007

Runde	Rundenzeit	Diff.	Tageszeit
(6) Elias Sauerbier			
1	52.705	+1.405	10:31:29.384
2	51.602	+0.302	10:32:20.986
3	51.300		10:33:12.286
4	51.439	+0.139	10:34:03.725
5	51.772	+0.472	10:34:55.497
6	51.530	+0.230	10:35:47.027
7	51.508	+0.208	10:36:38.535
8	51.645	+0.345	10:37:30.180
9	52.779	+1.479	10:38:22.959
10	52.084	+0.784	10:39:15.043
11	51.542	+0.242	10:40:06.585

Runde	Rundenzeit	Diff.	Tageszeit
(77) Moritz Winkler			
1	52.544	+1.211	10:31:31.592
2	52.550	+1.217	10:32:24.142
3	51.451	+0.118	10:33:15.593
4	52.483	+1.150	10:34:08.076
5	51.696	+0.363	10:34:59.772
6	51.444	+0.111	10:35:51.216
7	51.646	+0.313	10:36:42.862
8	51.362	+0.029	10:37:34.224
9	52.299	+0.966	10:38:26.523
10	51.525	+0.192	10:39:18.048
11	51.333		10:40:09.381

Runde	Rundenzeit	Diff.	Tageszeit
(23) Louis Klinkhammer			
1	53.382	+2.029	10:32:16.621
2	52.108	+0.755	10:33:08.729
3	52.090	+0.737	10:34:00.819
4	52.140	+0.787	10:34:52.959
5	51.718	+0.365	10:35:44.677
6	51.523	+0.170	10:36:36.200
7	52.262	+0.909	10:37:28.462
8	51.622	+0.269	10:38:20.084
9	51.353		10:39:11.437
10	51.655	+0.302	10:40:03.092

Runde	Rundenzeit	Diff.	Tageszeit
(123) Tim Valentin			
1	53.231	+1.861	10:31:31.819
2	52.839	+1.469	10:32:24.658
3	54.184	+2.814	10:33:18.842
4	52.105	+0.735	10:34:10.947
5	51.945	+0.575	10:35:02.892
6	51.619	+0.249	10:35:54.511
7	51.471	+0.101	10:36:45.982
8	51.370		10:37:37.352
9	51.575	+0.205	10:38:28.927
10	52.426	+1.056	10:39:21.353
11	52.202	+0.832	10:40:13.555

Runde	Rundenzeit	Diff.	Tageszeit
(122) Emely Schmidt			
1	53.445	+2.031	10:32:15.990
2	52.158	+0.744	10:33:08.148
3	51.954	+0.540	10:34:00.102
4	52.180	+0.766	10:34:52.282
5	51.684	+0.270	10:35:43.966
6	51.607	+0.193	10:36:35.573
7	52.647	+1.233	10:37:28.220
8	51.488	+0.074	10:38:19.708
9	51.414		10:39:11.122
10	51.691	+0.277	10:40:02.813
11	51.959	+0.545	10:40:54.772

Runde	Rundenzeit	Diff.	Tageszeit
(4) Nico Noel Manka			
1	54.842	+3.350	10:31:38.254
2	52.883	+1.391	10:32:31.137
3	52.793	+1.301	10:33:23.930
4	52.093	+0.601	10:34:16.023
5	51.983	+0.491	10:35:08.006
6	51.573	+0.081	10:35:59.579
7	51.744	+0.252	10:36:51.323
8	51.492		10:37:42.815
9	51.761	+0.269	10:38:34.576
10	52.179	+0.687	10:39:26.755
11	53.443	+1.951	10:40:20.198

Runde	Rundenzeit	Diff.	Tageszeit
(18) Pascal Włodarczyk			

Runde	Rundenzeit	Diff.	Tageszeit
1	52.677	+1.159	10:32:12.272
2	51.744	+0.226	10:33:04.016
3	52.495	+0.977	10:33:56.511
4	51.834	+0.316	10:34:48.345
5	51.652	+0.134	10:35:39.997
6	51.884	+0.366	10:36:31.881
7	51.518		10:37:23.399
8	51.659	+0.141	10:38:15.058
9	51.901	+0.383	10:39:06.959
10	52.276	+0.758	10:39:59.235
11	51.744	+0.226	10:40:50.979

Runde	Rundenzeit	Diff.	Tageszeit
(27) Philipp Britz			
1	52.524	+0.897	10:31:30.340
2	52.861	+1.234	10:32:23.201
3	51.904	+0.277	10:33:15.105
4	51.898	+0.271	10:34:07.003
5	52.210	+0.583	10:34:59.213
6	51.870	+0.243	10:35:51.083
7	52.070	+0.443	10:36:43.153
8	51.627		10:37:34.780
9	51.909	+0.282	10:38:26.689
10	51.737	+0.110	10:39:18.426
11	51.705	+0.078	10:40:10.131

Runde	Rundenzeit	Diff.	Tageszeit
(19) Jonas Wollscheid			
1	53.072	+1.391	10:31:31.321
2	52.162	+0.481	10:32:23.483
3	52.033	+0.352	10:33:15.516
4	51.681		10:34:07.197
5	52.496	+0.815	10:34:59.693
6	52.298	+0.617	10:35:51.991
7	52.055	+0.374	10:36:44.046
8	51.891	+0.210	10:37:35.937
9	51.905	+0.224	10:38:27.842
10	52.830	+1.149	10:39:20.672
11	52.694	+1.013	10:40:13.366

Runde	Rundenzeit	Diff.	Tageszeit
(58) Simon Barth-Steitz			
1	53.026	+1.271	10:31:33.322
2	51.968	+0.213	10:32:25.290
3	52.902	+1.147	10:33:18.192
4	52.182	+0.427	10:34:10.374
5	51.934	+0.179	10:35:02.308
6	51.872	+0.117	10:35:54.180
7	52.267	+0.512	10:36:46.447
8	52.196	+0.441	10:37:38.643
9	51.755		10:38:30.398
10	52.512	+0.757	10:39:22.910
11	51.806	+0.051	10:40:14.716

Runde	Rundenzeit	Diff.	Tageszeit
(8) Max Rosam			
1	55.597	+3.786	10:31:40.149
2	54.790	+2.979	10:32:34.939
3	52.312	+0.501	10:33:27.251
4	52.428	+0.617	10:34:19.679
5	52.031	+0.220	10:35:11.710
6	52.145	+0.334	10:36:03.855
7	51.811		10:36:55.666
8	51.896	+0.085	10:37:47.562
9	51.865	+0.054	10:38:39.427
10	52.367	+0.556	10:39:31.794
11	52.236	+0.425	10:40:24.030

Runde	Rundenzeit	Diff.	Tageszeit
(10) Philip Heine			
1	53.434	+1.577	10:31:43.573

Reg-Nr.: C-KC 02/2015

Orbits

Rennleiter: Dominik Rösch
 Schiedsgericht: Thomas Ferrero
 Aushang:

Zeitnahme: Julia Jäger
 Uhr



WAKC Wittgenborn

World Formula + RK1

Vogelsbergring Wittgenborn 1,038 Km

Zeittraining

23.08.2015 10:30

Qualifikation (10:00 Zeit) gestartet um 10:30:04

Runde	Rundenzeit	Diff.	Tageszeit
2	53.327	+1.470	10:32:36.900
3	52.495	+0.638	10:33:29.395
4	52.338	+0.481	10:34:21.733
5	51.857		10:35:13.590
6	52.177	+0.320	10:36:05.767
7	52.433	+0.576	10:36:58.200
8	52.346	+0.489	10:37:50.546
9	52.318	+0.461	10:38:42.864
10	52.616	+0.759	10:39:35.480
11	52.716	+0.859	10:40:28.196

(11) Louis Rütze

1	1:00.801	+8.901	10:31:55.885
2	52.446	+0.546	10:32:48.331
3	53.502	+1.602	10:33:41.833
4	52.326	+0.426	10:34:34.159
5	52.033	+0.133	10:35:26.192
6	51.900		10:36:18.092
7	52.228	+0.328	10:37:10.320
8	52.019	+0.119	10:38:02.339
9	52.392	+0.492	10:38:54.731
10	52.077	+0.177	10:39:46.808
11	52.727	+0.827	10:40:39.535

(121) Dominik Hamm

1	52.726	+0.787	10:31:32.261
2	52.369	+0.430	10:32:24.630
3	51.939		10:33:16.569
4	52.183	+0.244	10:34:08.752
5	52.036	+0.097	10:35:00.788
6	52.245	+0.306	10:35:53.033
7	51.978	+0.039	10:36:45.011
8	52.176	+0.237	10:37:37.187
9	52.514	+0.575	10:38:29.701
10	52.332	+0.393	10:39:22.033
11	52.369	+0.430	10:40:14.402

(21) Stefan Krenz

1	55.412	+3.447	10:31:49.655
2	54.734	+2.769	10:32:44.389
3	52.400	+0.435	10:33:36.789
4	52.135	+0.170	10:34:28.924
5	51.999	+0.034	10:35:20.923
6	52.087	+0.122	10:36:13.010
7	52.538	+0.573	10:37:05.548
8	51.965		10:37:57.513
9	52.095	+0.130	10:38:49.608
10	52.157	+0.192	10:39:41.765
11	51.995	+0.030	10:40:33.760

(75) Tim Schürmann

1	1:06.875	+14.864	10:31:57.011
2	52.472	+0.461	10:32:49.483
3	53.873	+1.862	10:33:43.356
4	52.509	+0.498	10:34:35.865
5	52.469	+0.458	10:35:28.334
6	52.366	+0.355	10:36:20.700
7	52.079	+0.068	10:37:12.779
8	52.187	+0.176	10:38:04.966
9	52.011		10:38:56.977
10	52.392	+0.381	10:39:49.369
11	53.252	+1.241	10:40:42.621

(124) Christian Wachter

1	53.785	+1.733	10:31:33.725
2	52.073	+0.021	10:32:25.798

Runde	Rundenzeit	Diff.	Tageszeit
3	53.142	+1.090	10:33:18.940
4	52.277	+0.225	10:34:11.217
5	52.102	+0.050	10:35:03.319
6	52.052		10:35:55.371
7	52.080	+0.028	10:36:47.451
8	52.121	+0.069	10:37:39.572
9	52.145	+0.093	10:38:31.717
10	52.690	+0.638	10:39:24.407
11	54.516	+2.464	10:40:18.923

(2) Vivien Michelle Reit

1	54.826	+2.771	10:31:38.639
2	52.755	+0.700	10:32:31.394
3	54.045	+1.990	10:33:25.439
4	52.425	+0.370	10:34:17.864
5	52.360	+0.305	10:35:10.224
6	52.256	+0.201	10:36:02.480
7	52.249	+0.194	10:36:54.729
8	52.122	+0.067	10:37:46.851
9	52.278	+0.223	10:38:39.129
10	52.055		10:39:31.184
11	52.531	+0.476	10:40:23.715

(78) Florian Geiß

1	54.848	+2.629	10:31:38.545
2	52.729	+0.510	10:32:31.274
3	53.272	+1.053	10:33:24.546
4	52.607	+0.388	10:34:17.153
5	52.381	+0.162	10:35:09.534
6	53.294	+1.075	10:36:02.828
7	56.700	+4.481	10:36:59.528
8	52.219		10:37:51.747
9	52.917	+0.698	10:38:44.664
10	52.728	+0.509	10:39:37.392
11	52.527	+0.308	10:40:29.919

(54) Ben Schimke

1	54.115	+1.835	10:31:39.751
2	53.940	+1.660	10:32:33.691
3	52.761	+0.481	10:33:26.452
4	52.280		10:34:18.732
5	52.403	+0.123	10:35:11.135
6	53.280	+1.000	10:36:04.415
7	52.382	+0.102	10:36:56.797
8	52.750	+0.470	10:37:49.547
9	52.878	+0.598	10:38:42.425
10	52.577	+0.297	10:39:35.002
11	52.360	+0.080	10:40:27.362

(16) Michel Boensmann

1	54.782	+2.444	10:31:37.456
2	53.618	+1.280	10:32:31.074
3	55.382	+3.044	10:33:26.456
4	53.833	+1.495	10:34:20.289
5	52.707	+0.369	10:35:12.996
6	52.625	+0.287	10:36:05.621
7	52.502	+0.164	10:36:58.123
8	52.338		10:37:50.461
9	57.406	+5.068	10:38:47.867
10	54.268	+1.930	10:39:42.135
11	52.718	+0.380	10:40:34.853

(12) Nick Rommershausen

1	54.840	+2.351	10:31:41.454
2	54.783	+2.294	10:32:36.237
3	53.234	+0.745	10:33:29.471

Runde	Rundenzeit	Diff.	Tageszeit
4	55.093	+2.604	10:34:24.564
5	53.057	+0.568	10:35:17.621
6	53.455	+0.966	10:36:11.076
7	53.009	+0.520	10:37:04.085
8	52.567	+0.078	10:37:56.652
9	52.489		10:38:49.141
10	53.715	+1.226	10:39:42.856
11	54.609	+2.120	10:40:37.465

(56) Marc Dörr

1	55.829	+1.654	10:31:39.481
2	54.175		10:32:33.656
3	54.596	+0.421	10:33:28.252
4	54.450	+0.275	10:34:22.702
5	54.450	+0.275	10:35:17.152
6	54.934	+0.759	10:36:12.086
7	54.823	+0.648	10:37:06.909
8	54.936	+0.761	10:38:01.845
9	55.163	+0.988	10:38:57.008
10	54.873	+0.698	10:39:51.881
11	54.921	+0.746	10:40:46.802

(24) Max Bolzenius

1	58.591	+3.523	10:31:50.215
2	56.415	+1.347	10:32:46.630
3	56.615	+1.547	10:33:43.245
4	55.365	+0.297	10:34:38.610
5	55.151	+0.083	10:35:33.761
6	55.949	+0.881	10:36:29.710
7	56.341	+1.273	10:37:26.051
8	1:01.897	+6.829	10:38:27.948
9	1:00.012	+4.944	10:39:27.960
10	55.068		10:40:23.028

(13) Maximilian Rissler

1	58.801	+2.816	10:31:50.784
2	56.801	+0.816	10:32:47.585
3	56.827	+0.842	10:33:44.412
4	55.985		10:34:40.397
5	56.665	+0.680	10:35:37.062
6	56.509	+0.524	10:36:33.571
7	56.245	+0.260	10:37:29.816
8	56.789	+0.804	10:38:26.605
9	57.147	+1.162	10:39:23.752
10	56.391	+0.406	10:40:20.143

WAKC Wittgenborn

World Formula + RK1

Vogelsbergring Wittgenborn 1,038 Km

Rennen 2 1 Lauf

23.08.2015 13:20


Rennen (14 Runden)

24
28
12
26
54
24
2
22
75
20
121
18
10
16
58
14
27
12
4
10
123
8
77
6
17
4
5
2

56
27
16
25
78
23
124
21
21
19
11
17
8
15
19
13
18
11
122
9
23
7
6
5
3
3
7

14
13
12
11
10
9
8
7
6
5
4
3
2
1

POLE POSITION 1



Reg-Nr.: C-KC 02/2015

Orbits

Rennleiter: Dominik Rösch
 Schiedsgericht: Thomas Ferrero
 Aushang:

Zeitnahme: Julia Jäger

Uhr




WAKC Wittgenborn

World Formula + RK1 Vogelsbergring Wittgenborn 1,038 Km
Rennen 2 1 Lauf 23.08.2015 13:20
Rennen (14 Runden)

13

29

15



Reg-Nr.: C-KC 02/2015 Orbits

Rennleiter: Dominik Rösch
Schiedsgericht: Thomas Ferrero
Aushang:

Zeitnahme: Julia Jäger

Uhr



WAKC Wittgenborn

World Formula + RK1

Vogelsbergring Wittgenborn 1,038 Km

Rennen 2 1 Lauf

23.08.2015 13:20

Rennen (14 Runden) gestartet um 13:20:14

Pos.	Nr.	Ga	Name	Nat-Wohnort	Fabrikat	Bewerber/Sponsor	Rnd.	Gesamtzeit	Diff.	Beste Zeit	In Rd.	Pkt.
1	7		Justin Krasniqi	GER-Neuenrade	Sodi / Briggs & Stratton	Beule Kart Racing Team / IBG Goeke-	14	12:00.417		50.971	8	20
2	5		Simon Voghofer	GER-Hagen	Sodi / Briggs & Stratton	Beule Kart Racing Team / Hagener AC	14	12:00.529	0.112	50.990	11	18
3	3		Tom Kolsch	GER-Wilnsdorf	Lewis Hamilton / Briggs	Beule Kart Racing Team / AMC Burbac	14	12:03.710	3.293	51.363	9	16
4	77		Moritz Winkler	GER-Bochum	Mach 1 / Briggs & Stratton	MSC Blau Gelb Essen / Thermo Racing	14	12:04.188	3.771	51.330	5	15
5	6		Elias Sauerbier	GER-Geismar	LH / Briggs & Stratton	Alljo-Hima-Kart-Team / ADAC Hessen-	14	12:05.172	4.755	51.282	5	14
6	17		Marcel Schminke	GER-Bad Wildungen	PCR / Briggs & Stratton	MSC Wolfhagen / ADAC Hessen-Thürin	14	12:08.638	8.221	51.238	12	13
7	19		Jonas Wollscheid	GER-Castrop-Rauxel	PCR / Briggs & Stratton	Beule Kart Racing Team / MSC Bergst	14	12:11.301	10.884	51.545	13	12
8	23		Louis Klinkhammer	GER-Krombach	PCR / Briggs & Stratton	MSC Mülheim e.V.	14	12:11.815	11.398	51.611	12	11
9	18		Pascal Wlodarczyk	GER-Wolkenried	CRG / Briggs & Stratton	Alljo Hima Racing Team / Fuldaer AC	14	12:11.831	11.414	51.529	7	10
10	122		Emely Schmidt	GER-Neukirchen	MS Kart / RK 1	MSC Homberg / ADAC Hessen-Thürin	14	12:12.031	11.614	51.418	7	20
11	27		Philipp Britz	GER-Saarbrücken	Swiss Corse / Briggs & S	Vdm Bischmisheim / PJM Motorsport	14	12:14.233	13.816	51.546	8	9
12	11		Louis Rübe	GER-Wadersloh	Haase-Corsa / Briggs & :	AC Oelde/ Beule Karttracing Team	14	12:14.544	14.127	51.733	13	8
13	121		Dominik Hamm	GER-Büttelborn	Intrepid / RK1	HAC Simmern / Wilk Sport / ADAC Mi	14	12:14.751	14.334	51.510	12	18
14	8		Max Rosam	GER-Taunusstein	PCR / Briggs & Stratton	MSC Wolfhagen / ADAC Hessen-Thürin	14	12:15.839	15.422	51.739	4	7
15	4		Nico Noel Manka	GER-Unna	Lewis Hamilton / Briggs	Beule Kart Racing Team / MSC Bork	14	12:15.898	15.481	51.532	14	6
16	58	Ja	Simon Barth-Steitz	GER-Enkenbach	Wild Kart/ B+S	1.Ralleyclub Barbarossa/ EBS Motorsp	14	12:19.094	18.677	51.866	7	5
17	21		Stefan Krenz	GER-Mülheim	PCR / Briggs & Stratton	MSC Mülheim e.V.	14	12:19.232	18.815	51.868	10	4
18	124		Christian Wachter	GER-Kaiserslautern	Intrepid / RK 1	Rennsport Wachter / Dolmetscher- un	14	12:23.562	23.145	52.347	4	16
19	10		Philip Heine	GER-Bad Arolsen	PCR / Briggs & Stratton	MSC Wolfhagen	14	12:23.720	23.303	52.073	12	3
20	75		Tim Schürmann	GER-Meinerzhagen	Interpid / Briggs & Stra	AJT Halver / GCS / Mein Designer	14	12:28.051	27.634	52.211	10	2
21	78	Ja	Florian Geiß	GER-Hochspeyer	Mach 1/B+S	RCB Kaiserslautern	14	12:28.606	28.189	52.123	12	1
22	12		Nick Rommershausen	GER-Montabaur	CRG / Briggs & Stratton	AMC Arzbach	14	12:35.611	35.194	52.186	12	1
23	54		Ben Schimke	GER-Ober-Ramstadt	Kosmic / Briggs & Stratton	Alljo Hima Kart Team	14	12:35.713	35.296	52.179	10	1
24	2		Vivien Michelle Reit	GER-Waltröppel	Lewis Hamilton / Briggs	Beule Kart Racing Team / MSC Herten	14	13:21.341	1:20.924	51.793	12	1
25	56	Ja	Marc Dörr	GER-Eisenberg	Mach1/ Briggs & Stratton	EBS kartsport	13	12:05.950	1 Runde	54.611	4	1
26	24		Max Bolzenius	GER-Meschede	Birel / Briggs & Stratton	MSC Oeventrop	13	12:06.321	1 Runde	54.614	8	1
Nicht Klassifiziert (75% = 11 Rnd.)												
16			Michel Boensmann	GER-Wuppertal	Haase-Corsa / Briggs & :	Thermo Racing Team	8	7:14.645	6 Runden	52.714	5	0
123			Tim Valentin	GER-Eppingen	Mach 1 / RK 1	Wilk Sport / AC Bretten	4	3:30.881	10 Runden	51.589	4	0
13			Maximilian Rissler	GER-Duisburg	Zanardi / Briggs & Stratton	Thermo Racing Team		3.163	14 Runden		0	0

Bemerkungen

Ergebnis vorbehaltlich der technischen und sportlichen Nachuntersuchungen
 Gestartet: 29 Gewertet: 29 Nicht Gewertet: 0

Vorsprung	Ø km/h	Beste Rundenzeit	km/h	Beste Runde von
0.112	72,618	50.971	73,312	7 - Justin Krasniqi

Reg-Nr.: C-KC 02/2015

Orbits

Rennleiter: Dominik Rösch

Zeitnahme: Julia Jäger

Schiedsgericht: Thomas Ferrero

Aushang:

Uhr

Gedruckt: 23.08.2015 13:34:32

WAKC Wittgenborn

World Formula + RK1

Vogelsbergring Wittgenborn 1,038 Km

Rennen 2 1 Lauf

23.08.2015 13:20

Rennen (14 Runden) gestartet um 13:20:14

Pos.	Nr.	Ga	Name	Nat./Wohnort	Fabrikat	Bewerber/Sponsor	Rnd.	Gesamtzeit	Diff.	Beste Zeit	In Rd.	Pkt.
RK1												
1	122		Emely Schmidt	GER-Neukirchen	MS Kart / RK 1	MSC Homberg / ADAC Hessen-Thüring	14	12:12.031		51.418	7	20
2	121		Dominik Hamm	GER-Büttelborn	Intrepid / RK1	HAC Simmern / Wilk Sport / ADAC Mi	14	12:14.751	2.720	51.510	12	18
3	124		Christian Wachter	GER-Kaiserslautern	Intrepid / RK 1	Rennsport Wachter / Dolmetscher- un	14	12:23.562	11.531	52.347	4	16
Nicht Klassifiziert (75% = 11 Rnd.)												
	123		Tim Valentin	GER-Eppingen	Mach 1 / RK 1	Wilk Sport / AC Bretten	4	3:30.881	10 Runden	51.589	4	0
World Formula												
1	7		Justin Krasniqi	GER-Neuenrade	Sodi / Briggs & Stratton	Beule Kart Racing Team / IBG Goeke-	14	12:00.417		50.971	8	20
2	5		Simon Voghofer	GER-Hagen	Sodi / Briggs & Stratton	Beule Kart Racing Team / Hagener AC	14	12:00.529	0.112	50.990	11	18
3	3		Tom Kölsch	GER-Wilnsdorf	Lewis Hamilton / Briggs	Beule Kart Racing Team / AMC Burbac	14	12:03.710	3.293	51.363	9	16
4	77		Moritz Winkler	GER-Bochum	Mach 1 / Briggs & Stratton	MSC Blau Gelb Essen / Thermo Racin	14	12:04.188	3.771	51.330	5	15
5	6		Elias Sauerbier	GER-Geismar	LH / Briggs & Stratton	Alljo-Hima-Kart-Team / ADAC Hessen-	14	12:05.172	4.755	51.282	5	14
6	17		Marcel Schminke	GER-Bad Wildungen	PCR / Briggs & Stratton	MSC Wolfhagen / ADAC Hessen-Thürin	14	12:08.638	8.221	51.238	12	13
7	19		Jonas Wollscheid	GER-Castrop-Rauxel	PCR / Briggs & Stratton	Beule Kart Racing Team / MSC Bergst	14	12:11.301	10.884	51.545	13	12
8	23		Louis Klinkhammer	GER-Krombach	PCR / Briggs & Stratton	MSC Mülheim e.V.	14	12:11.815	11.398	51.611	12	11
9	18		Pascal Wlodarczyk	GER-Wolkenried	CRG / Briggs & Stratton	Alljo Hima Racing Team / Fuldaer AC	14	12:11.831	11.414	51.529	7	10
10	27		Philipp Britz	GER-Saarbrücken	Swiss Corse / Briggs & S	VdM Bischmisheim / PJM Motorsport	14	12:14.233	13.816	51.546	8	9
11	11		Louis Rübe	GER-Wadersloh	Haase-Corsa / Briggs & :	AC Oelde/ Beule Kartracing Team	14	12:14.544	14.127	51.733	13	8
12	8		Max Rosam	GER-Taunusstein	PCR / Briggs & Stratton	MSC Wolfhagen / ADAC Hessen-Thürin	14	12:15.839	15.422	51.739	4	7
13	4		Nico Noel Manka	GER-Unna	Lewis Hamilton / Briggs	Beule Kart Racing Team / MSC Bork	14	12:15.898	15.481	51.532	14	6
14	58	Ja	Simon Barth-Steitz	GER-Enkenbach	Wild Kart/ B+S	1.Ralleyclub Barbarossa/ EBS Motorsp	14	12:19.094	18.677	51.866	7	5
15	21		Stefan Krenz	GER-Mülheim	PCR / Briggs & Stratton	MSC Mülheim e.V.	14	12:19.232	18.815	51.868	10	4
16	10		Philipp Heine	GER-Bad Arolsen	PCR / Briggs & Stratton	MSC Wolfhagen	14	12:23.720	23.303	52.073	12	3
17	75		Tim Schürmann	GER-Meinerzhagen	Interpid / Briggs & Stra	AJT Halver / GCS / Mein Designer	14	12:28.051	27.634	52.211	10	2
18	78	Ja	Florian Geiß	GER-Hochspeyer	Mach 1/B+S	RCB Kaiserslautern	14	12:28.606	28.189	52.123	12	1
19	12		Nick Rommershausen	GER-Montabaur	CRG / Briggs & Stratton	AMC Arzbach	14	12:35.611	35.194	52.186	12	1
20	54		Ben Schimke	GER-Ober-Ramstadt	Kosmic / Briggs & Stratton	Alljo Hima Kart Team	14	12:35.713	35.296	52.179	10	1
21	2		Vivien Michelle Reit	GER-Waltrop	Lewis Hamilton / Briggs	Beule Kart Racing Team / MSC Herten	14	13:21.341	1:20.924	51.793	12	1
22	56	Ja	Marc Dörr	GER-Eisenberg	Mach1/ Briggs & Stratton	EBS kartsport	13	12:05.950	1 Runde	54.611	4	1
23	24		Max Bolzenius	GER-Meschede	Birel / Briggs & Stratton	MSC Oeventrop	13	12:06.321	1 Runde	54.614	8	1
Nicht Klassifiziert (75% = 11 Rnd.)												
	16		Michel Boensmann	GER-Wuppertal	Haase-Corsa / Briggs & :	Thermo Racing Team	8	7:14.645	6 Runden	52.714	5	0
	13		Maximilian Rissler	GER-Duisburg	Zanardi / Briggs & Strat	Thermo Racing Team		3.163	14 Runden		0	0

Bemerkungen

Ergebnis vorbehaltlich der technischen und sportlichen Nachuntersuchungen
 Gestartet: 29 Gewertet: 29 Nicht Gewertet: 0

Vorsprung	Ø km/h	Beste Rundenzeit	km/h	Beste Runde von
0.112	72,618	50.971	73,312	7 - Justin Krasniqi

Reg-Nr.: C-KC 02/2015

Orbits

Rennleiter: Dominik Rösch
 Schiedsgericht: Thomas Ferrero
 Aushang:

Zeitnahme: Julia Jäger
 Uhr



Gedruckt: 23.08.2015 13:38:17

WAKC Wittgenborn

World Formula + RK1

Vogelsbergring Wittgenborn 1,038 Km

Rennen 2 1 Lauf

23.08.2015 13:20

Rennen (14 Runden) gestartet um 13:20:14

Runde	Rundenzeit	Diff.	Tageszeit
11	55.190	+0.579	13:30:26.981
12	56.092	+1.481	13:31:23.073
13	57.096	+2.485	13:32:20.169
(24) Max Bolzenius			
1	59.293	+4.679	13:21:16.859
2	55.448	+0.834	13:22:12.307
3	54.758	+0.144	13:23:07.065
4	54.726	+0.112	13:24:01.791
5	55.704	+1.090	13:24:57.495
6	54.842	+0.228	13:25:52.337
7	54.841	+0.227	13:26:47.178
8	54.614		13:27:41.792
9	54.848	+0.234	13:28:36.640
10	55.255	+0.641	13:29:31.895
11	54.748	+0.134	13:30:26.643
12	54.818	+0.204	13:31:21.461
13	59.079	+4.465	13:32:20.540
(16) Michel Boensmann			
1	56.987	+4.273	13:21:13.317
2	55.073	+2.359	13:22:08.390
3	53.051	+0.337	13:23:01.441
4	53.162	+0.448	13:23:54.603
5	52.714		13:24:47.317
6	52.994	+0.280	13:25:40.311
7	52.731	+0.017	13:26:33.042
8	55.822	+3.108	13:27:28.864
(123) Tim Valentin			
1	54.118	+2.529	13:21:08.895
2	52.595	+1.006	13:22:01.490
3	52.021	+0.432	13:22:53.511
4	51.589		13:23:45.100

Runde	Rundenzeit	Diff.	Tageszeit
-------	------------	-------	-----------

Runde	Rundenzeit	Diff.	Tageszeit
-------	------------	-------	-----------



WAKC Wittgenborn

World Formula + RK1

Vogelsbergring Wittgenborn 1,038 Km

Rennen 8 2 Lauf

23.08.2015 15:20


Rennen (14 Runden)

123
28
24
26
2
24
12
22
75
20
124
18
58
16
8
14
11
12
122
10
23
8
17
6
77
4
5
2

16
27
56
25
54
23
78
21
10
19
21
17
4
15
121
13
27
11
18
9
19
7
6
5
3
3
7

14
13
12
11
10
9
8
7
6
5
4
3
2
1

POLE POSITION 1



Reg-Nr.: C-KC 02/2015

Orbits

Rennleiter: Dominik Rösch
 Schiedsgericht: Thomas Ferrero

Zeitnahme: Julia Jäger

Aushang:

Uhr




WAKC Wittgenborn

World Formula + RK1 Vogelsbergring Wittgenborn 1,038 Km
Rennen 8 2 Lauf 23.08.2015 15:20
Rennen (14 Runden)

13

29

15



WAKC Wittgenborn

World Formula + RK1

Vogelsbergring Wittgenborn 1,038 Km

Rennen 8 2 Lauf

23.08.2015 15:20

Rennen (14 Runden) gestartet um 15:20:28

Pos.	Nr.	Ga	Name	Nat./Wohnort	Fabrikat	Bewerber/Sponsor	Rnd.	Gesamtzeit	Diff.	Beste Zeit	In Rd.	Pkt.
1	5		Simon Voghofer	GER-Hagen	Sodi / Briggs & Stratton	Beule Kart Racing Team / Hagener AC	14	12:00.403		51.070	5	20
2	7		Justin Krasniqi	GER-Neuenrade	Sodi / Briggs & Stratton	Beule Kart Racing Team / IBG Goekel	14	12:00.943	0.540	51.176	9	18
3	3		Tom Kolsch	GER-Wilnsdorf	Lewis Hamilton / Briggs	Beule Kart Racing Team / AMC Burbach	14	12:05.964	5.561	51.474	6	16
4	18		Pascal Wlodarczyk	GER-Wolkenried	CRG / Briggs & Stratton	Alljo Hima Racing Team / Fuldaer AC	14	12:09.363	8.960	51.658	4	15
5	17		Marcel Schminke	GER-Bad Wildungen	PCR / Briggs & Stratton	MSC Wolfhagen / ADAC Hessen-Thürin	14	12:09.869	9.466	51.572	14	14
6	19		Jonas Wollscheid	GER-Castrop-Rauxel	PCR / Briggs & Stratton	Beule Kart Racing Team / MSC Bergst	14	12:10.273	9.870	51.584	6	13
7	27		Philipp Britz	GER-Saarbrücken	Swiss Corse / Briggs & S	VdM Bischmisheim / PJM Motorsport	14	12:13.197	12.794	51.790	7	12
8	11		Louis Ruße	GER-Wadersloh	Haase-Corsa / Briggs & S	AC Oelde/ Beule Kart Racing Team	14	12:16.171	15.768	52.099	5	11
9	122		Emely Schmidt	GER-Neukirchen	MS Kart / RK 1	MSC Homberg / ADAC Hessen-Thürin	14	12:16.285	15.882	51.796	6	20
10	4		Nico Noel Manka	GER-Unna	Lewis Hamilton / Briggs	Beule Kart Racing Team / MSC Bork	14	12:16.711	16.308	51.596	7	10
11	121		Dominik Hamm	GER-Büttelborn	Intrepid / RK1	HAC Simmern / Wilk Sport / ADAC Mi	14	12:16.921	16.518	51.652	7	18
12	8		Max Rosam	GER-Taunusstein	PCR / Briggs & Stratton	MSC Wolfhagen / ADAC Hessen-Thürin	14	12:17.118	16.715	51.824	6	9
13	21		Stefan Krenz	GER-Mülheim	PCR / Briggs & Stratton	MSC Mülheim e.V.	14	12:20.620	20.217	51.893	4	8
14	58	Ja	Simon Barth-Steitz	GER-Enkenbach	Wild Kart/ B+S	1.Ralleyclub Barbarossa/ EBS Motorsp	14	12:21.086	20.683	51.976	4	7
15	77		Moritz Winkler	GER-Bochum	Mach 1 / Briggs & Stratton	MSC Blau Gelb Essen / Thermo Racing	14	12:21.188	20.785	51.763	6	6
16	124		Christian Wachter	GER-Kaiserslautern	Intrepid / RK 1	Rennsport Wachter / Dolmetscher- un	14	12:22.397	21.994	52.318	4	16
17	75		Tim Schürmann	GER-Meinerzhagen	Interpid / Briggs & Stratton	AJT Halver / GCS / Mein Designer	14	12:23.036	22.633	52.355	12	5
18	123		Tim Valentin	GER-Eppingen	Mach 1 / RK 1	Wilk Sport / AC Bretten	14	12:23.126	22.723	52.024	12	15
19	23		Louis Klinkhammer	GER-Krombach	PCR / Briggs & Stratton	MSC Mülheim e.V.	14	12:26.624	26.221	52.045	12	4
20	16		Michel Boensmann	GER-Wuppertal	Haase-Corsa / Briggs & S	Thermo Racing Team	14	12:30.612	30.209	52.717	7	3
21	12		Nick Rommershausen	GER-Montabaur	CRG / Briggs & Stratton	AMC Arzbach	14	12:49.461	49.058	52.303	8	2
22	56	Ja	Marc Dörr	GER-Eisenberg	Mach1/ Briggs & Stratton	EBS kartsport	13	12:03.085	1 Runde	54.077	2	1
23	24		Max Bolzenius	GER-Meschede	Birel / Briggs & Stratton	MSC Oeventrop	13	12:07.229	1 Runde	54.916	7	1
24	13		Maximilian Rissler	GER-Duisburg	Zanardi / Briggs & Stratton	Thermo Racing Team	13	12:44.778	1 Runde	56.022	4	1
25	54		Ben Schimke	GER-Ober-Ramstadt	Kosmic / Briggs & Stratton	Alljo Hima Kart Team	12	10:37.865	2 Runden	52.195	9	1
Nicht Klassifiziert (75% = 11 Rnd.)												
6			Elias Sauerbier	GER-Geismar	LH / Briggs & Stratton	Alljo-Hima-Kart-Team / ADAC Hessen-	9	7:48.872	5 Runden	51.676	9	0
78	Ja		Florian Geiß	GER-Hochspeyer	Mach 1/B+S	RCB Kaiserslautern	9	8:01.788	5 Runden	52.433	4	0
10			Philip Heine	GER-Bad Arolsen	PCR / Briggs & Stratton	MSC Wolfhagen	7	6:22.733	7 Runden	52.584	5	0
DNS	2		Vivien Michelle Reit	GER-Waltrp	Lewis Hamilton / Briggs	Beule Kart Racing Team / MSC Herten			DNS		0	0

Bemerkungen

Ergebnis vorbehaltlich der technischen und sportlichen Nachuntersuchungen
 Gestartet: 28 Gewertet: 25 Nicht Gewertet: 3

Vorsprung	Ø km/h	Beste Rundenzeit	km/h	Beste Runde von
0.540	72,619	51.070	73,170	5 - Simon Voghofer

Reg-Nr.: C-KC 02/2015

Orbits

Rennleiter: Dominik Rösch

Zeitnahme: Julia Jäger

Schiedsgericht: Thomas Ferrero

Aushang:

Uhr

WAKC Wittgenborn

World Formula + RK1

Vogelsbergring Wittgenborn 1,038 Km

Rennen 8 2 Lauf

23.08.2015 15:20

Rennen (14 Runden) gestartet um 15:20:28

Pos.	Nr.	Ga	Name	Nat.-Wohnort	Fabrikat	Bewerber/Sponsor	Rnd.	Gesamtzeit	Diff.	Beste Zeit	In Rd.	Pkt.
RK1												
1	122		Emely Schmidt	GER-Neukirchen	MS Kart / RK 1	MSC Homberg / ADAC Hessen-Thüring	14	12:16.285		51.796	6	20
2	121		Dominik Hamm	GER-Büttelborn	Intrepid / RK1	HAC Simmern / Wilk Sport / ADAC Mi	14	12:16.921	0.636	51.652	7	18
3	124		Christian Wachter	GER-Kaiserslautern	Intrepid / RK 1	Rennsport Wachter / Dolmetscher- un	14	12:22.397	6.112	52.318	4	16
4	123		Tim Valentin	GER-Eppingen	Mach 1 / RK 1	Wilk Sport / AC Bretten	14	12:23.126	6.841	52.024	12	15
World Formula												
1	5		Simon Voghofer	GER-Hagen	Sodi / Briggs & Stratton	Beule Kart Racing Team / Hagener AC	14	12:00.403		51.070	5	20
2	7		Justin Krasniqi	GER-Neuenrade	Sodi / Briggs & Stratton	Beule Kart Racing Team / IBG Goeke-	14	12:00.943	0.540	51.176	9	18
3	3		Tom Kölsch	GER-Wilnsdorf	Lewis Hamilton / Briggs	Beule Kart Racing Team / AMC Burbar	14	12:05.964	5.561	51.474	6	16
4	18		Pascal Włodarczyk	GER-Wolkenried	CRG / Briggs & Stratton	Alljo Hima Racing Team / Fuldaer AC	14	12:09.363	8.960	51.658	4	15
5	17		Marcel Schminke	GER-Bad Wildungen	PCR / Briggs & Stratton	MSC Wolfhagen / ADAC Hessen-Thürin	14	12:09.869	9.466	51.572	14	14
6	19		Jonas Wollscheid	GER-Castrop-Rauxel	PCR / Briggs & Stratton	Beule Kart Racing Team / MSC Bergst	14	12:10.273	9.870	51.584	6	13
7	27		Philipp Britz	GER-Saarbrücken	Swiss Corse / Briggs & S	VdM Bischmisheim / PJM Motorsport	14	12:13.197	12.794	51.790	7	12
8	11		Louis Rübe	GER-Wadersloh	Haase-Corsa / Briggs & S	AC Oelde/ Beule Karttracing Team	14	12:16.171	15.768	52.099	5	11
9	4		Nico Noel Manka	GER-Unna	Lewis Hamilton / Briggs	Beule Kart Racing Team / MSC Bork	14	12:16.711	16.308	51.596	7	10
10	8		Max Rosam	GER-Taunusstein	PCR / Briggs & Stratton	MSC Wolfhagen / ADAC Hessen-Thürin	14	12:17.118	16.715	51.824	6	9
11	21		Stefan Krenz	GER-Mülheim	PCR / Briggs & Stratton	MSC Mülheim e.V.	14	12:20.620	20.217	51.893	4	8
12	58	Ja	Simon Barth-Steitz	GER-Enkenbach	Wild Kart/ B+S	1.Ralleyclub Barbarossa/ EBS Motorsp	14	12:21.086	20.683	51.976	4	7
13	77		Moritz Winkler	GER-Bochum	Mach 1 / Briggs & Stratt	MSC Blau Gelb Essen / Thermo Racin	14	12:21.188	20.785	51.763	6	6
14	75		Tim Schürmann	GER-Meinerzhagen	Interpid / Briggs & Stra	AJT Halver / GCS / Mein Designer	14	12:23.036	22.633	52.355	12	5
15	23		Louis Klinkhammer	GER-Krombach	PCR / Briggs & Stratton	MSC Mülheim e.V.	14	12:26.624	26.221	52.045	12	4
16	16		Michel Boensmann	GER-Wuppertal	Haase-Corsa / Briggs & S	Thermo Racing Team	14	12:30.612	30.209	52.717	7	3
17	12		Nick Rommershausen	GER-Montabaur	CRG / Briggs & Stratton	AMC Arzbach	14	12:49.461	49.058	52.303	8	2
18	56	Ja	Marc Dörr	GER-Eisenberg	Mach1/ Briggs & Stratton	EBS kartsport	13	12:03.085	1 Runde	54.077	2	1
19	24		Max Bolzenius	GER-Meschede	Birel / Briggs & Stratton	MSC Oeventrop	13	12:07.229	1 Runde	54.916	7	1
20	13		Maximilian Rissler	GER-Duisburg	Zanardi / Briggs & Stratt	Thermo Racing Team	13	12:44.778	1 Runde	56.022	4	1
21	54		Ben Schimke	GER-Ober-Ramstadt	Kosmic / Briggs & Stratt	Alljo Hima Kart Team	12	10:37.865	2 Runden	52.195	9	1
Nicht Klassifiziert (75% = 11 Rnd.)												
6			Elias Sauerbier	GER-Geismar	LH / Briggs & Stratton	Alljo-Hima-Kart-Team / ADAC Hessen-	9	7:48.872	5 Runden	51.676	9	0
78	Ja		Florian Geiß	GER-Hochspeyer	Mach 1/B+S	RCB Kaiserslautern	9	8:01.788	5 Runden	52.433	4	0
10			Philip Heine	GER-Bad Arolsen	PCR / Briggs & Stratton	MSC Wolfhagen	7	6:22.733	7 Runden	52.584	5	0
DNS	2		Vivien Michelle Reit	GER-Waltrp	Lewis Hamilton / Briggs	Beule Kart Racing Team / MSC Herten				DNS	0	0

Bemerkungen

Ergebnis vorbehaltlich der technischen und sportlichen Nachuntersuchungen

Gestartet: 28 Gewertet: 25 Nicht Gewertet: 3

Vorsprung	Ø km/h	Beste Rundenzeit	km/h	Beste Runde von
0.540	72,619	51.070	73,170	5 - Simon Voghofer

Reg-Nr.: C-KC 02/2015

Orbits

Rennleiter: Dominik Rösch

Zeitnahme: Julia Jäger

Schiedsgericht: Thomas Ferrero

Aushang:

Uhr

Gedruckt: 23.08.2015 15:34:17

WAKC Wittgenborn

World Formula + RK1

Vogelsberggring Wittgenborn 1,038 Km

Rennen 8 2 Lauf

23.08.2015 15:20

Rennen (14 Runden) gestartet um 15:20:28

Runde	Rundenzeit	Diff.	Tageszeit
(5) Simon Voghofer			
1	52.132	+1.062	15:21:20.785
2	51.646	+0.576	15:22:12.431
3	51.773	+0.703	15:23:04.204
4	51.305	+0.235	15:23:55.509
5	51.070		15:24:46.579
6	51.254	+0.184	15:25:37.833
7	51.638	+0.568	15:26:29.471
8	51.181	+0.111	15:27:20.652
9	51.149	+0.079	15:28:11.801
10	51.423	+0.353	15:29:03.224
11	51.675	+0.605	15:29:54.899
12	51.305	+0.235	15:30:46.204
13	51.314	+0.244	15:31:37.518
14	51.439	+0.369	15:32:28.957

Runde	Rundenzeit	Diff.	Tageszeit
(7) Justin Krasniqi			
1	52.119	+0.943	15:21:20.673
2	51.648	+0.472	15:22:12.321
3	51.414	+0.238	15:23:03.735
4	51.196	+0.020	15:23:54.931
5	51.356	+0.180	15:24:46.287
6	51.348	+0.172	15:25:37.635
7	51.476	+0.300	15:26:29.111
8	51.384	+0.208	15:27:20.495
9	51.176		15:28:11.671
10	51.445	+0.269	15:29:03.116
11	52.000	+0.824	15:29:55.116
12	51.340	+0.164	15:30:46.456
13	51.391	+0.215	15:31:37.847
14	51.650	+0.474	15:32:29.497

Runde	Rundenzeit	Diff.	Tageszeit
(3) Tom Kölsch			
1	52.129	+0.655	15:21:21.045
2	51.908	+0.434	15:22:12.953
3	51.712	+0.238	15:23:04.665
4	51.754	+0.280	15:23:56.419
5	51.707	+0.233	15:24:48.126
6	51.474		15:25:39.600
7	51.738	+0.264	15:26:31.338
8	51.688	+0.214	15:27:23.026
9	52.132	+0.658	15:28:15.158
10	51.745	+0.271	15:29:06.903
11	51.978	+0.504	15:29:58.881
12	51.838	+0.364	15:30:50.719
13	51.769	+0.295	15:31:42.488
14	52.030	+0.556	15:32:34.518

Runde	Rundenzeit	Diff.	Tageszeit
(18) Pascal Wlodarczyk			
1	53.033	+1.375	15:21:22.219
2	52.613	+0.955	15:22:14.832
3	51.987	+0.329	15:23:06.819
4	51.658		15:23:58.477
5	51.985	+0.327	15:24:50.462
6	51.855	+0.197	15:25:42.317
7	51.805	+0.147	15:26:34.122
8	52.001	+0.343	15:27:26.123
9	51.808	+0.150	15:28:17.931
10	52.063	+0.405	15:29:09.994
11	52.031	+0.373	15:30:02.025
12	51.747	+0.089	15:30:53.772
13	51.942	+0.284	15:31:45.714
14	52.203	+0.545	15:32:37.917

Runde	Rundenzeit	Diff.	Tageszeit
(17) Marcel Schminke			

Runde	Rundenzeit	Diff.	Tageszeit
1	53.432	+1.860	15:21:22.545
2	52.067	+0.495	15:22:14.612
3	51.606	+0.034	15:23:06.218
4	51.793	+0.221	15:23:58.011
5	52.090	+0.518	15:24:50.101
6	51.945	+0.373	15:25:42.046
7	51.652	+0.080	15:26:33.698
8	53.887	+2.315	15:27:27.585
9	51.704	+0.132	15:28:19.289
10	51.903	+0.331	15:29:11.192
11	51.712	+0.140	15:30:02.904
12	52.004	+0.432	15:30:54.908
13	51.943	+0.371	15:31:46.851
14	51.572		15:32:38.423

Runde	Rundenzeit	Diff.	Tageszeit
(19) Jonas Wollscheid			
1	52.852	+1.268	15:21:21.952
2	51.711	+0.127	15:22:13.663
3	52.114	+0.530	15:23:05.777
4	51.996	+0.412	15:23:57.773
5	51.893	+0.309	15:24:49.666
6	51.584		15:25:41.250
7	51.910	+0.326	15:26:33.160
8	53.686	+2.102	15:27:26.846
9	51.792	+0.208	15:28:18.638
10	51.806	+0.222	15:29:10.444
11	52.108	+0.524	15:30:02.552
12	52.087	+0.503	15:30:54.639
13	52.117	+0.533	15:31:46.756
14	52.071	+0.487	15:32:38.827

Runde	Rundenzeit	Diff.	Tageszeit
(27) Philipp Britz			
1	54.703	+2.913	15:21:24.003
2	52.911	+1.121	15:22:16.914
3	52.207	+0.417	15:23:09.121
4	51.972	+0.182	15:24:01.093
5	52.423	+0.633	15:24:53.516
6	51.833	+0.043	15:25:45.349
7	51.790		15:26:37.139
8	52.222	+0.432	15:27:29.361
9	52.121	+0.331	15:28:21.482
10	52.195	+0.405	15:29:13.677
11	51.882	+0.092	15:30:05.559
12	51.946	+0.156	15:30:57.505
13	51.982	+0.192	15:31:49.487
14	52.264	+0.474	15:32:41.751

Runde	Rundenzeit	Diff.	Tageszeit
(11) Louis Rüße			
1	54.150	+2.051	15:21:23.593
2	52.370	+0.271	15:22:15.963
3	52.150	+0.051	15:23:08.113
4	52.158	+0.059	15:24:00.271
5	52.099		15:24:52.370
6	52.152	+0.053	15:25:44.522
7	52.311	+0.212	15:26:36.833
8	52.352	+0.253	15:27:29.185
9	52.625	+0.526	15:28:21.810
10	52.368	+0.269	15:29:14.178
11	52.630	+0.531	15:30:06.808
12	52.641	+0.542	15:30:59.449
13	52.682	+0.583	15:31:52.131
14	52.594	+0.495	15:32:44.725

Runde	Rundenzeit	Diff.	Tageszeit
(122) Emely Schmidt			
1	54.998	+3.202	15:21:24.411
2	52.741	+0.945	15:22:17.152

Runde	Rundenzeit	Diff.	Tageszeit
3	52.211	+0.415	15:23:09.363
4	51.979	+0.183	15:24:01.342
5	51.904	+0.108	15:24:53.246
6	51.796		15:25:45.042
7	51.952	+0.156	15:26:36.994
8	52.398	+0.602	15:27:29.392
9	52.857	+1.061	15:28:22.249
10	52.114	+0.318	15:29:14.363
11	52.773	+0.977	15:30:07.136
12	52.430	+0.634	15:30:59.566
13	52.882	+1.086	15:31:52.448
14	52.391	+0.595	15:32:44.839

Runde	Rundenzeit	Diff.	Tageszeit
(4) Nico Noel Manka			
1	55.194	+3.598	15:21:24.747
2	53.073	+1.477	15:22:17.820
3	52.188	+0.592	15:23:10.008
4	52.217	+0.621	15:24:02.225
5	52.139	+0.543	15:24:54.364
6	51.603	+0.007	15:25:45.967
7	51.596		15:26:37.563
8	52.065	+0.469	15:27:29.628
9	52.663	+1.067	15:28:22.291
10	52.185	+0.589	15:29:14.476
11	52.738	+1.142	15:30:07.214
12	52.411	+0.815	15:30:59.625
13	52.899	+1.303	15:31:52.524
14	52.741	+1.145	15:32:45.265

Runde	Rundenzeit	Diff.	Tageszeit
(121) Dominik Hamm			
1	55.108	+3.456	15:21:24.531
2	52.805	+1.153	15:22:17.336
3	52.519	+0.867	15:23:09.855
4	52.422	+0.770	15:24:02.277
5	52.310	+0.658	15:24:54.587
6	51.722	+0.070	15:25:46.309
7	51.652		15:26:37.961
8	51.871	+0.219	15:27:29.832
9	52.717	+1.065	15:28:22.549
10	52.378	+0.726	15:29:14.927
11	52.513	+0.861	15:30:07.440
12	52.527	+0.875	15:30:59.967
13	52.734	+1.082	15:31:52.701
14	52.774	+1.122	15:32:45.475

Runde	Rundenzeit	Diff.	Tageszeit
(8) Max Rosam			
1	55.676	+3.852	15:21:25.210
2	52.778	+0.954	15:22:17.988
3	52.472	+0.648	15:23:10.460
4	51.943	+0.119	15:24:02.403
5	52.500	+0.676	15:24:54.903
6	51.824		15:25:46.727
7	51.941	+0.117	15:26:38.668
8	51.859	+0.035	15:27:30.527
9	52.342	+0.518	15:28:22.869
10	52.843	+1.019	15:29:15.712
11	52.451	+0.627	15:30:08.163
12	52.153	+0.329	15:31:00.316
13	52.756	+0.932	15:31:53.072
14	52.600	+0.776	15:32:45.672

Runde	Rundenzeit	Diff.	Tageszeit
(21) Stefan Krenz			
1	55.701	+3.808	15:21:25.602
2	52.553	+0.660	15:22:18.155
3	52.580	+0.687	15:23:10.735
4	51.893		15:24:02.628

Reg-Nr.: C-KC 02/2015

Orbits

Rennleiter: Dominik Rösch
 Schiedsgericht: Thomas Ferrero
 Aushang:

Zeitnahme: Julia Jäger

Uhr



WAKC Wittgenborn

World Formula + RK1

Vogelsbergring Wittgenborn 1,038 Km

Rennen 8 2 Lauf

23.08.2015 15:20

Rennen (14 Runden) gestartet um 15:20:28

Runde	Rundenzeit	Diff.	Tageszeit
5	52.831	+0.938	15:24:55.459
6	52.555	+0.662	15:25:48.014
7	52.286	+0.393	15:26:40.300
8	52.283	+0.390	15:27:32.583
9	52.804	+0.911	15:28:25.387
10	53.003	+1.110	15:29:18.390
11	52.940	+1.047	15:30:11.330
12	52.573	+0.680	15:31:03.903
13	52.265	+0.372	15:31:56.168
14	53.006	+1.113	15:32:49.174

(58) Simon Barth-Steitz

1	56.130	+4.154	15:21:25.696
2	52.697	+0.721	15:22:18.393
3	52.704	+0.728	15:23:11.097
4	51.976		15:24:03.073
5	52.496	+0.520	15:24:55.569
6	52.866	+0.890	15:25:48.435
7	52.238	+0.262	15:26:40.673
8	52.266	+0.290	15:27:32.939
9	52.625	+0.649	15:28:25.564
10	53.008	+1.032	15:29:18.572
11	53.928	+1.952	15:30:12.500
12	52.272	+0.296	15:31:04.772
13	52.200	+0.224	15:31:56.972
14	52.668	+0.692	15:32:49.640

(77) Moritz Winkler

1	52.362	+0.599	15:21:21.277
2	52.000	+0.237	15:22:13.277
3	51.995	+0.232	15:23:05.272
4	52.335	+0.572	15:23:57.607
5	51.777	+0.014	15:24:49.384
6	51.763		15:25:41.147
7	51.850	+0.087	15:26:32.997
8	52.130	+0.367	15:27:25.127
9	52.210	+0.447	15:28:17.337
10	1:01.852	+10.089	15:29:19.189
11	53.813	+2.050	15:30:13.002
12	52.165	+0.402	15:31:05.167
13	52.170	+0.407	15:31:57.337
14	52.405	+0.642	15:32:49.742

(124) Christian Wachter

1	56.224	+3.906	15:21:25.958
2	52.710	+0.392	15:22:18.668
3	52.596	+0.278	15:23:11.264
4	52.318		15:24:03.582
5	52.538	+0.220	15:24:56.120
6	52.632	+0.314	15:25:48.752
7	52.519	+0.201	15:26:41.271
8	52.534	+0.216	15:27:33.805
9	52.794	+0.476	15:28:26.599
10	52.837	+0.519	15:29:19.436
11	53.845	+1.527	15:30:13.281
12	52.568	+0.250	15:31:05.849
13	52.576	+0.258	15:31:58.425
14	52.526	+0.208	15:32:50.951

(75) Tim Schürmann

1	56.093	+3.738	15:21:26.046
2	52.831	+0.476	15:22:18.877
3	52.597	+0.242	15:23:11.474
4	52.560	+0.205	15:24:04.034
5	52.460	+0.105	15:24:56.494
6	52.511	+0.156	15:25:49.005

Runde	Rundenzeit	Diff.	Tageszeit
7	52.505	+0.150	15:26:41.510
8	52.527	+0.172	15:27:34.037
9	52.810	+0.455	15:28:26.847
10	52.682	+0.327	15:29:19.529
11	54.048	+1.693	15:30:13.577
12	52.355		15:31:05.932
13	52.609	+0.254	15:31:58.541
14	53.049	+0.694	15:32:51.590

(123) Tim Valentin

1	56.129	+4.105	15:21:27.749
2	52.928	+0.904	15:22:20.677
3	52.973	+0.949	15:23:13.650
4	52.432	+0.408	15:24:06.082
5	52.371	+0.347	15:24:58.453
6	52.970	+0.946	15:25:51.423
7	52.054	+0.030	15:26:43.477
8	52.389	+0.365	15:27:35.866
9	52.166	+0.142	15:28:28.032
10	52.282	+0.258	15:29:20.314
11	54.250	+2.226	15:30:14.564
12	52.024		15:31:06.588
13	52.784	+0.760	15:31:59.372
14	52.308	+0.284	15:32:51.680

(23) Louis Klinkhammer

1	55.139	+3.094	15:21:24.404
2	52.494	+0.449	15:22:16.898
3	52.072	+0.027	15:23:08.970
4	56.396	+4.351	15:24:05.366
5	56.681	+4.636	15:25:02.047
6	52.814	+0.769	15:25:54.861
7	52.238	+0.193	15:26:47.099
8	52.189	+0.144	15:27:39.288
9	52.925	+0.880	15:28:32.213
10	53.014	+0.969	15:29:25.227
11	52.102	+0.057	15:30:17.329
12	52.045		15:31:09.374
13	52.599	+0.554	15:32:01.973
14	53.205	+1.160	15:32:55.178

(16) Michel Boensmann

1	56.276	+3.559	15:21:27.644
2	53.743	+1.026	15:22:21.387
3	53.026	+0.309	15:23:14.413
4	52.918	+0.201	15:24:07.331
5	52.925	+0.208	15:25:00.256
6	53.064	+0.347	15:25:53.320
7	52.717		15:26:46.037
8	53.162	+0.445	15:27:39.199
9	53.174	+0.457	15:28:32.373
10	53.942	+1.225	15:29:26.315
11	52.753	+0.036	15:30:19.068
12	53.679	+0.962	15:31:12.747
13	53.158	+0.441	15:32:05.905
14	53.261	+0.544	15:32:59.166

(12) Nick Rommershausen

1	56.056	+3.753	15:21:26.446
2	52.669	+0.366	15:22:19.115
3	52.505	+0.202	15:23:11.620
4	52.553	+0.250	15:24:04.173
5	52.682	+0.379	15:24:56.855
6	52.320	+0.017	15:25:49.175
7	52.652	+0.349	15:26:41.827
8	52.303		15:27:34.130

Runde	Rundenzeit	Diff.	Tageszeit
9	52.913	+0.610	15:28:27.043
10	52.578	+0.275	15:29:19.621
11	54.072	+1.769	15:30:13.693
12	52.371	+0.068	15:31:06.064
13	1:16.909	+24.606	15:32:22.973
14	55.042	+2.739	15:33:18.015

(56) Marc Dörr

1	56.942	+2.865	15:21:28.276
2	54.077		15:22:22.353
3	54.747	+0.670	15:23:17.100
4	55.330	+1.253	15:24:12.430
5	54.818	+0.741	15:25:07.248
6	55.352	+1.275	15:26:02.600
7	55.019	+0.942	15:26:57.619
8	55.173	+1.096	15:27:52.792
9	55.487	+1.410	15:28:48.279
10	55.390	+1.313	15:29:43.669
11	54.831	+0.754	15:30:38.500
12	55.590	+1.513	15:31:34.090
13	57.549	+3.472	15:32:31.639

(24) Max Bolzenius

1	57.230	+2.314	15:21:28.860
2	55.132	+0.216	15:22:23.992
3	54.925	+0.009	15:23:18.917
4	55.116	+0.200	15:24:14.033
5	54.951	+0.035	15:25:08.984
6	54.965	+0.049	15:26:03.949
7	54.916		15:26:58.865
8	55.330	+0.414	15:27:54.195
9	55.254	+0.338	15:28:49.449
10	55.663	+0.747	15:29:45.112
11	55.168	+0.252	15:30:40.280
12	55.675	+0.759	15:31:35.955
13	59.828	+4.912	15:32:35.783

(13) Maximilian Rissler

1	58.650	+2.628	15:21:30.808
2	57.739	+1.717	15:22:28.547
3	56.559	+0.537	15:23:25.106
4	56.022		15:24:21.128
5	56.559	+0.537	15:25:17.687
6	56.846	+0.824	15:26:14.533
7	56.663	+0.641	15:27:11.196
8	58.323	+2.301	15:28:09.519
9	1:02.798	+6.776	15:29:12.317
10	1:03.443	+7.421	15:30:15.760
11	59.307	+3.285	15:31:15.067
12	59.813	+3.791	15:32:14.880
13	58.452	+2.430	15:33:13.332

(54) Ben Schimke

1	56.527	+4.332	15:21:27.311
2	53.025	+0.830	15:22:20.336
3	53.013	+0.818	15:23:13.349
4	52.462	+0.267	15:24:05.811
5	52.364	+0.169	15:24:58.175
6	52.923	+0.728	15:25:51.098
7	52.217	+0.022	15:26:43.315
8	52.360	+0.165	15:27:35.675
9	52.195		15:28:27.870
10	52.237	+0.042	15:29:20.107
11	54.064	+1.869	15:30:14.171
12	52.248	+0.053	15:31:06.419

Reg-Nr.: C-KC 02/2015

Orbits

Rennleiter: Dominik Rösch

Zeitnahme: Julia Jäger

Schiedsgericht: Thomas Ferrero

Aushang:

Uhr

WAKC Wittgenborn

World Formula + RK1

Vogelsbergring Wittgenborn 1,038 Km

Rennen 8 2 Lauf

23.08.2015 15:20

Rennen (14 Runden) gestartet um 15:20:28

Runde	Rundenzeit	Diff.	Tageszeit
(6) Elias Sauerbier			
1	52.468	+0.792	15:21:21.475
2	51.921	+0.245	15:22:13.396
3	52.129	+0.453	15:23:05.525
4	52.389	+0.713	15:23:57.914
5	51.836	+0.160	15:24:49.750
6	51.843	+0.167	15:25:41.593
7	51.753	+0.077	15:26:33.346
8	52.404	+0.728	15:27:25.750
9	51.676		15:28:17.426

Runde	Rundenzeit	Diff.	Tageszeit
(78) Florian Geiß			
1	56.648	+4.215	15:21:27.146
2	53.090	+0.657	15:22:20.236
3	52.919	+0.486	15:23:13.155
4	52.433		15:24:05.588
5	52.524	+0.091	15:24:58.112
6	53.573	+1.140	15:25:51.685
7	53.065	+0.632	15:26:44.750
8	52.683	+0.250	15:27:37.433
9	52.909	+0.476	15:28:30.342

Runde	Rundenzeit	Diff.	Tageszeit
(10) Philip Heine			
1	56.678	+4.094	15:21:26.887
2	52.873	+0.289	15:22:19.760
3	52.696	+0.112	15:23:12.456
4	52.669	+0.085	15:24:05.125
5	52.584		15:24:57.709
6	1:00.755	+8.171	15:25:58.464
7	52.823	+0.239	15:26:51.287

Runde Rundenzeit Diff. Tageszeit

Runde Rundenzeit Diff. Tageszeit

WAKC Wittgenborn 23.08.15
Strecke: Vogelsbergring Wittgenborn
Tageswertung Klasse World Formula

Pos	Nr.	Vorname	Nachname	Pos Zeittraining	Punkte Rennen 1	Punkte Rennen 2	Punkte Gesamt
1	7	Justin	Krasniqi	1	20	18	38
2	5	Simon	Voghofer	2	18	20	38
3	3	Tom	Kölsch	3	16	16	32
4	17	Marcel	Schminke	4	13	14	27
5	18	Pascal	Wlodarczyk	9	10	15	25
6	19	Jonas	Wollscheid	11	12	13	25
7	77	Moritz	Winkler	6	15	6	21
8	27	Philipp	Britz	10	9	12	21
9	11	Louis	Rüße	15	8	11	19
10	4	Nico Noel	Manka	8	6	10	16
11	8	Max	Rosam	13	7	9	16
12	23	Louis	Klinkhammer	7	11	4	15
13	6	Elias	Sauerbier	5	14	0	14
14	58	Simon	Barth-Steitz	12	5	7	12
15	21	Stefan	Krenz	16	4	8	12
16	75	Tim	Schürmann	17	2	5	7
17	10	Philip	Heine	14	3	0	3
18	16	Michel	Boensmann	21	0	3	3
19	12	Nick	Rommershausen	22	1	2	3
20	54	Ben	Schimke	20	1	1	2
21	56	Marc	Dörr	23	1	1	2
22	24	Max	Bolzenius	24	1	1	2
23	2	Vivien Michelle	Reit	18	1	0	1
24	78	Florian	Geiß	19	1	0	1
25	13	Maximilian	Rissler	25	0	1	1

Ergebnis vorbehaltlich der technischen und sportlichen Nachuntersuchung!!!

Rennleiter Dominik Rösch

Zeitnahme Julia Jäger

Schiedsrichter Thomas Ferrero



Aushangzeit:

WAKC Wittgenborn 23.08.15
Strecke: Vogelsbergring Wittgenborn
Tageswertung Klasse RK1

Pos	Nr.	Vorname	Nachname	Pos Zeittraining	Punkte Rennen 1	Punkte Rennen 2	Punkte Gesamt
1	122	Emely	Schmidt	2	20	20	40
2	121	Dominik	Hamm	3	18	18	36
3	124	Christian	Wachter	4	16	16	32
4	123	Tim	Valentin	1	0	15	15

Ergebnis vorbehaltlich der technischen und sportlichen Nachuntersuchung!!!

Rennleiter Dominik Rösch

Zeitnahme Julia Jäger

Schiedsrichter Thomas Ferrero



Aushangzeit: