

41. ADAC/AC Rügenach Kartrennen
World Formula + RK1
Hunsrückring 1,377 Km
Freies Training
05.07.2015 08:45
Training (10:00 Zeit) gestartet um 8:41:33

Pos.	Nr.	Name	Nat-Wohnort	Fabrikat	Bewerber/Sponsor	Rnd.	Beste Zeit	Diff.	In Rd.	km/h
1	5	Simon Voghofer	GER-Hagen	Lewis Hamilton / Br	Beule Kart Racing Team / Hagener AC 05	9	1:03.602		9	77,941
2	3	Tom Kölsch	GER-Wilnsdorf	Lewis Hamilton / Br	Beule Kart Racing Team / AMC Burbach	9	1:04.099	0.497	8	77,337
3	122	Emely Schmidt	GER-Neukirchen	MS Kart / RK 1	MSC Homburg / ADAC Hessen-Thüringen	9	1:04.120	0.518	8	77,311
4	7	Justin Krasniqi	GER-Neuenrade	Sodi / Briggs & Strz	Beule Kart Racing Team / IBG Goeke-Tech	9	1:04.154	0.552	8	77,270
5	125	Tobias Pfisterer	GER-Schlierbach	ART / RK 1	MCKT Kirchheim-Teck	9	1:04.216	0.614	9	77,196
6	18	Pascal Wlodarczyk	GER-Wolkenried	CRG / Briggs & Strz	Alljo Hima Racing Team / Fuldaer AC	9	1:04.239	0.637	9	77,168
7	124	Christian Wachter	GER-Kaiserslautern	Intrepid / RK 1	Rennsport Wachter / Dolmetscher- und Ül	9	1:04.324	0.722	7	77,066
8	19	Jonas Wollscheid	GER-Castrop-Rauxel	PCR / Briggs & Stra	Beule Kart Racing Team / MSC Bergstadt-l	4	1:04.330	0.728	3	77,059
9	77	Moritz Winkler	GER-Bochum	Mach 1 / Briggs & S	MSC Blau Gelb Essen / Thermo Racing Tei	4	1:04.373	0.771	3	77,007
10	17	Marcel Schminke	GER-Bad Wildungen	PCR / Briggs & Stra	MSC Wolfhagen / ADAC Hessen-Thüringer	6	1:04.414	0.812	5	76,958
11	27	Philipp Britz	GER-Saarbrücken	Swiss Corse / Brigg	VdM Bischmisheim / PJM Motorsport	3	1:04.439	0.837	3	76,929
12	6	Elias Sauerbier	GER-Geismar	LH / Briggs & Stratl	Alljo-Hima-Kart-Team / ADAC Hessen-Thü	8	1:04.443	0.841	8	76,924
13	8	Max Rosam	GER-Taunusstein	PCR / Briggs & Stra	MSC Wolfhagen / ADAC Hessen-Thüringer	7	1:04.464	0.862	4	76,899
14	14	Janek Simmet	GER-Eppelborn	Swiss Corse / Brigg	MSC Losheim	8	1:04.623	1.021	5	76,710
15	4	Nico Noel Manka	GER-Unna	Lewis Hamilton / Br	Beule Kart Racing Team / MSC Bork	7	1:04.822	1.220	7	76,474
16	21	Stefan Krenz	GER-Mülheim	PCR / Briggs & Stra	MSC Mülheim e.V.	7	1:05.087	1.485	6	76,163
17	23	Louis Klinkhammer	GER-Krombach	PCR / Briggs & Stra	MSC Mülheim e.V.	8	1:05.154	1.552	3	76,084
18	16	Michel Boensmann	GER-Wuppertal	Haase-Corsa / Brigg	Thermo Racing Team	8	1:05.227	1.625	7	75,999
19	121	Dominik Hamm	GER-Büttelborn	Intrepid / RK1	HAC Simmern / Wilk Sport / ADAC Mittelrt	8	1:05.236	1.634	6	75,989
20	75	Tim Schürmann	GER-Meinerzhagen	Interprid / Briggs &	AJT Halver / GCS / Mein Designer	8	1:05.365	1.763	5	75,839
21	54	Ben Schimke	GER-Ober-Ramstadt	Kosmic / Briggs & S	Alljo Hima Kart Team	9	1:05.443	1.841	8	75,748
22	11	Louis Ruße	GER-Wadersloh	Haase-Corsa / Brigg	AC Oelde	8	1:05.459	1.857	8	75,730
23	28	Tim Kiendl	GER-Bitburg	Birel / Briggs & Strz	EMSC Bitburg	6	1:05.688	2.086	6	75,466
24	26	Niklas Schneider	GER-Koblenz	PCR / Briggs & Stra		8	1:05.865	2.263	5	75,263
25	10	Philip Heine	GER-Bad Arolsen	PCR / Briggs & Stra	MSC Wolfhagen	6	1:05.921	2.319	6	75,199
26	2	Vivien Michelle Reit	GER-Waltrop	Lewis Hamilton / Br	Beule Kart Racing Team / MSC Herten	4	1:06.285	2.683	3	74,786
27	12	Nick Rommershausen	GER-Montabaur	CRG / Briggs & Strz	AMC Arzbach	6	1:06.861	3.259	5	74,142
28	24	Max Bolzenius	GER-Meschede	Birel / Briggs & Strz	MSC Oeventrop	6	1:08.275	4.673	3	72,606
29	13	Maximilian Rissler	GER-Duisburg	Zanardi / Briggs & S	Thermo Racing Team	7	1:10.131	6.529	7	70,685

Reg-Nr.: 707/2015

Orbits

Rennleiter: Dominik Rösch

Zeitnahme: Monika Riehmers

Schiedsgericht: Andreas Henke

Aushang: Uhr:

Gedruckt: 05.07.2015 08:52:58

41. ADAC/AC Rügenach Kartrennen
World Formula + RK1
Hunsrückring 1,377 Km
Freies Training
05.07.2015 08:45
Training (10:00 Zeit) gestartet um 8:41:33

Pos.	Nr.	Name	Nat-Wohnort	Fabrikat	Bewerber/Sponsor	Rnd.	Beste Zeit	Diff.	In Rd.	km/h
RK1										
1	122	Emely Schmidt	GER-Neukirchen	MS Kart / RK 1	MSC Homberg / ADAC Hessen-Thüringen	9	1:04.120		8	77,311
2	125	Tobias Pfisterer	GER-Schlierbach	ART / RK 1	MCKT Kirchheim-Teck	9	1:04.216	0.096	9	77,196
3	124	Christian Wachter	GER-Kaiserslautern	Intrepid / RK 1	Rennsport Wachter / Dolmetscher- und Üt	9	1:04.324	0.204	7	77,066
4	121	Dominik Hamm	GER-Büttelborn	Intrepid / RK1	HAC Simmern / Wilk Sport / ADAC Mittelrt	8	1:05.236	1.116	6	75,989
World Formula										
1	5	Simon Voghofer	GER-Hagen	Lewis Hamilton / Br	Beule Kart Racing Team / Hagener AC 05	9	1:03.602		9	77,941
2	3	Tom Kölsch	GER-Wilnsdorf	Lewis Hamilton / Br	Beule Kart Racing Team / AMC Burbach	9	1:04.099	0.497	8	77,337
3	7	Justin Krasniqi	GER-Neuenrade	Sodi / Briggs & Stra	Beule Kart Racing Team / IBG Goeke-Tech	9	1:04.154	0.552	8	77,270
4	18	Pascal Wlodarczyk	GER-Wolkenried	CRG / Briggs & Stra	Alljo Hima Racing Team / Fuldaer AC	9	1:04.239	0.637	9	77,168
5	19	Jonas Wollscheid	GER-Castrop-Rauxel	PCR / Briggs & Stra	Beule Kart Racing Team / MSC Bergstadt-l	4	1:04.330	0.728	3	77,059
6	77	Moritz Winkler	GER-Bochum	Mach 1 / Briggs & S	MSC Blau Gelb Essen / Thermo Racing Te	4	1:04.373	0.771	3	77,007
7	17	Marcel Schminke	GER-Bad Wildungen	PCR / Briggs & Stra	MSC Wolfhagen / ADAC Hessen-Thüringer	6	1:04.414	0.812	5	76,958
8	27	Philipp Britz	GER-Saarbrücken	Swiss Corse / Brigg	VdM Bischmisheim / PJM Motorsport	3	1:04.439	0.837	3	76,929
9	6	Elias Sauerbier	GER-Geismar	LH / Briggs & Stratl	Alljo-Hima-Kart-Team / ADAC Hessen-Thüi	8	1:04.443	0.841	8	76,924
10	8	Max Rosam	GER-Taunusstein	PCR / Briggs & Stra	MSC Wolfhagen / ADAC Hessen-Thüringer	7	1:04.464	0.862	4	76,899
11	14	Janek Simmet	GER-Eppelborn	Swiss Corse / Brigg	MSC Losheim	8	1:04.623	1.021	5	76,710
12	4	Nico Noel Manka	GER-Unna	Lewis Hamilton / Br	Beule Kart Racing Team / MSC Bork	7	1:04.822	1.220	7	76,474
13	21	Stefan Krenz	GER-Mülheim	PCR / Briggs & Stra	MSC Mülheim e.V.	7	1:05.087	1.485	6	76,163
14	23	Louis Klinkhammer	GER-Krombach	PCR / Briggs & Stra	MSC Mülheim e.V.	8	1:05.154	1.552	3	76,084
15	16	Michel Boensmann	GER-Wuppertal	Haase-Corsa / Brigg	Thermo Racing Team	8	1:05.227	1.625	7	75,999
16	75	Tim Schürmann	GER-Meinerzhagen	Interpid / Briggs &	AJT Halver / GCS / Mein Designer	8	1:05.365	1.763	5	75,839
17	54	Ben Schimke	GER-Ober-Ramstadt	Kosmic / Briggs & S	Alljo Hima Kart Team	9	1:05.443	1.841	8	75,748
18	11	Louis Rüße	GER-Wadersloh	Haase-Corsa / Brigg	AC Oelde	8	1:05.459	1.857	8	75,730
19	28	Tim Kiendl	GER-Bitburg	Birel / Briggs & Stra	EMSC Bitburg	6	1:05.688	2.086	6	75,466
20	26	Niklas Schneider	GER-Koblenz	PCR / Briggs & Stra		8	1:05.865	2.263	5	75,263
21	10	Phillip Heine	GER-Bad Arolsen	PCR / Briggs & Stra	MSC Wolfhagen	6	1:05.921	2.319	6	75,199
22	2	Vivien Michelle Reit	GER-Waltrop	Lewis Hamilton / Br	Beule Kart Racing Team / MSC Herten	4	1:06.285	2.683	3	74,786
23	12	Nick Rommershausen	GER-Montabaur	CRG / Briggs & Stra	AMC Arzbach	6	1:06.861	3.259	5	74,142
24	24	Max Bolzenius	GER-Meschede	Birel / Briggs & Stra	MSC Oeventrop	6	1:08.275	4.673	3	72,606
25	13	Maximilian Rissler	GER-Duisburg	Zanardi / Briggs & !	Thermo Racing Team	7	1:10.131	6.529	7	70,685

Reg-Nr.: 707/2015

Orbits

Rennleiter: Dominik Rösch Zeitnahme: Monika Riehmers

Schiedsgericht: Andreas Henke

Aushang: Uhr:

Gedruckt: 05.07.2015 08:53:18

41. ADAC/AC Rübenaach Kartrennen

World Formula + RK1

Hunsrückring 1,377 Km

Freies Training

05.07.2015 08:45

Training (10:00 Zeit) gestartet um 8:41:33

Runde	Rundenzeit	Diff.	Tageszeit
8	1:05.443		8:51:36.103
9	1:06.153	+0.710	8:52:42.256

(11) Louis Rüße

1	1:07.456	+1.997	8:44:37.645
2	1:06.204	+0.745	8:45:43.849
3	1:06.396	+0.937	8:46:50.245
4	1:06.560	+1.101	8:47:56.805
5	1:05.624	+0.165	8:49:02.429
6	1:08.731	+3.272	8:50:11.160
7	1:06.037	+0.578	8:51:17.197
8	1:05.459		8:52:22.656

(28) Tim Kiendl

1	1:07.398	+1.710	8:44:15.576
2	1:06.192	+0.504	8:45:21.768
3	1:05.902	+0.214	8:46:27.670
4	3:02.886	+1:57.198	8:49:30.556
5	1:08.093	+2.405	8:50:38.649
6	1:05.688		8:51:44.337

(26) Niklas Schneider

1	1:07.254	+1.389	8:44:04.403
2	1:06.637	+0.772	8:45:11.040
3	1:06.352	+0.487	8:46:17.392
4	1:06.354	+0.489	8:47:23.746
5	1:05.865		8:48:29.611
6	1:06.684	+0.819	8:49:36.295
7	1:06.244	+0.379	8:50:42.539
8	1:06.348	+0.483	8:51:48.887

(10) Philip Heine

1	1:09.201	+3.280	8:44:39.156
2	1:11.782	+5.861	8:45:50.938
3	2:43.450	+1:37.529	8:48:34.388
4	1:06.541	+0.620	8:49:40.929
5	1:06.000	+0.079	8:50:46.929
6	1:05.921		8:51:52.850

(2) Vivien Michelle Reit

1	1:06.428	+0.143	8:48:45.325
2	1:06.537	+0.252	8:49:51.862
3	1:06.285		8:50:58.147
4	1:06.386	+0.101	8:52:04.533

(12) Nick Rommershausen

1	1:08.384	+1.523	8:44:38.960
2	1:07.712	+0.851	8:45:46.672
3	1:08.289	+1.428	8:46:54.961
4	1:07.506	+0.645	8:48:02.467
5	1:06.861		8:49:09.328
6	1:07.566	+0.705	8:50:16.894

(24) Max Bolzenius

1	1:12.692	+4.417	8:44:20.314
2	1:09.046	+0.771	8:45:29.360
3	1:08.275		8:46:37.635
4	1:09.158	+0.883	8:47:46.793
5	1:08.809	+0.534	8:48:55.602
6	3:07.555	+1:59.280	8:52:03.157

(13) Maximilian Rissler

1	1:11.772	+1.641	8:44:46.503
2	1:10.428	+0.297	8:45:56.931
3	1:10.898	+0.767	8:47:07.829
4	1:10.534	+0.403	8:48:18.363

Runde	Rundenzeit	Diff.	Tageszeit
5	1:12.090	+1.959	8:49:30.453
6	1:12.028	+1.897	8:50:42.481
7	1:10.131		8:51:52.612

Runde	Rundenzeit	Diff.	Tageszeit
-------	------------	-------	-----------

Reg-Nr.: 707/2015

Orbits

Rennleiter: Dominik Rösch Zeitnahme: Monika Riehmers

Schiedsgericht: Andreas Henke

Aushang: Uhr:

41. ADAC/AC Rügenach Kartrennen

World Formula + RK1

Hunsrückring 1,377 Km

Zeittraining

05.07.2015 10:30

Qualifikation (10:00 Zeit) gestartet um 10:29:34

Pos.	Nr.	Name	Nat-Wohnort	Fabrikat	Bewerber/Sponsor	Rnd.	Beste Zeit	Diff.	In Rd.	km/h
1	17	Marcel Schminke	GER-Bad Wildungen	PCR / Briggs & Stra	MSC Wolfhagen / ADAC Hessen-Thüringer	8	1:03.917		3	77,557
2	5	Simon Voghofer	GER-Hagen	Sodi / Briggs & Stra	Beule Kart Racing Team / Hagener AC 05	8	1:04.232	0.315	7	77,176
3	3	Tom Kolsch	GER-Wilnsdorf	Lewis Hamilton / Br	Beule Kart Racing Team / AMC Burbach	9	1:04.265	0.348	4	77,137
4	18	Pascal Wlodarczyk	GER-Wolkenried	CRG / Briggs & Stra	Alljo Hima Racing Team / Fuldaer AC	9	1:04.354	0.437	2	77,030
5	125	Tobias Pfisterer	GER-Schlierbach	ART / RK 1	MCKT Kirchheim-Teck	8	1:04.439	0.522	2	76,929
6	122	Emely Schmidt	GER-Neukirchen	MS Kart / RK 1	MSC Homberg / ADAC Hessen-Thüringen	8	1:04.613	0.696	7	76,721
7	19	Jonas Wollscheid	GER-Castrop-Rauxel	PCR / Briggs & Stra	Beule Kart Racing Team / MSC Bergstadt-l	8	1:04.651	0.734	4	76,676
8	27	Philipp Britz	GER-Saarbrücken	Swiss Corse / Brigg	VdM Bischmisheim / PJM Motorsport	9	1:04.667	0.750	4	76,657
9	77	Moritz Winkler	GER-Bochum	Mach 1 / Briggs & S	MSC Blau Gelb Essen / Thermo Racing Te	8	1:04.670	0.753	6	76,654
10	6	Elias Sauerbier	GER-Geismar	LH / Briggs & Stratl	Alljo-Hima-Kart-Team / ADAC Hessen-Thüi	8	1:04.677	0.760	5	76,645
11	124	Christian Wachter	GER-Kaiserslautern	Intrepid / RK 1	Rennsport Wachter / Dolmetscher- und Üi	9	1:04.745	0.828	1	76,565
12	8	Max Rosam	GER-Taunusstein	PCR / Briggs & Stra	MSC Wolfhagen / ADAC Hessen-Thüringer	8	1:04.813	0.896	6	76,485
13	75	Tim Schürmann	GER-Meinerzhagen	Interpid / Briggs &	AJT Halver / GCS / Mein Designer	8	1:04.936	1.019	3	76,340
14	4	Nico Noel Manka	GER-Unna	Lewis Hamilton / Br	Beule Kart Racing Team / MSC Bork	8	1:04.959	1.042	6	76,313
15	7	Justin Krasniqi	GER-Neuenrade	Sodi / Briggs & Stra	Beule Kart Racing Team / IBG Goeke-Tech	9	1:04.972	1.055	2	76,297
16	14	Janek Simmet	GER-Eppelborn	Swiss Corse / Brigg	MSC Losheim	8	1:05.024	1.107	1	76,236
17	11	Louis Rüße	GER-Wadersloh	Haase-Corsa / Brigg	AC Oelde	8	1:05.058	1.141	3	76,197
18	10	Philip Heine	GER-Bad Arolsen	PCR / Briggs & Stra	MSC Wolfhagen	8	1:05.063	1.146	8	76,191
19	121	Dominik Hamm	GER-Büttelborn	Intrepid / RK1	HAC Simmern / Wilk Sport / ADAC Mittelrt	8	1:05.180	1.263	7	76,054
20	21	Stefan Krenz	GER-Mülheim	PCR / Briggs & Stra	MSC Mülheim e.V.	8	1:05.244	1.327	2	75,979
21	54	Ben Schimke	GER-Ober-Ramstadt	Kosmic / Briggs & S	Alljo Hima Kart Team	9	1:05.406	1.489	1	75,791
22	2	Vivien Michelle Reit	GER-Waltrop	Lewis Hamilton / Br	Beule Kart Racing Team / MSC Herten	8	1:05.428	1.511	4	75,766
23	12	Nick Rommershausen	GER-Montabaur	CRG / Briggs & Stra	AMC Arzbach	8	1:05.467	1.550	8	75,721
24	16	Michel Boensmann	GER-Wuppertal	Haase-Corsa / Brigg	Thermo Racing Team	8	1:05.763	1.846	7	75,380
25	23	Louis Klinkhammer	GER-Krombach	PCR / Briggs & Stra	MSC Mülheim e.V.	8	1:06.004	2.087	6	75,105
26	26	Niklas Schneider	GER-Koblenz	PCR / Briggs & Stra		8	1:06.136	2.219	2	74,955
27	28	Tim Kiendl	GER-Bitburg	Birel / Briggs & Stra	EMSC Bitburg	8	1:06.276	2.359	8	74,796
28	24	Max Bolzenius	GER-Meschede	Birel / Briggs & Stra	MSC Oeventrop	8	1:07.022	3.105	7	73,964
29	13	Maximilian Rissler	GER-Duisburg	Zanardi / Briggs & S	Thermo Racing Team	8	1:08.508	4.591	3	72,359

Bemerkungen

Ergebnis vorbehaltlich der technischen und sportlichen Nachuntersuchung

Reg-Nr.: 707/2015

Orbits

Rennleiter: Dominik Rösch

Zeitnahme: Monika Riehmers

Schiedsgericht: Andreas Henke

Aushang: Uhr:

Gedruckt: 05.07.2015 10:40:53

41. ADAC/AC Rübenaach Kartrennen

World Formula + RK1

Hunsrückring 1,377 Km

Zeittraining

05.07.2015 10:30

Qualifikation (10:00 Zeit) gestartet um 10:29:34

Pos.	Nr.	Name	Nat-Wohnort	Fabrikat	Bewerber/Sponsor	Rnd.	Beste Zeit	Diff.	In Rd.	km/h
RK1										
1	125	Tobias Pfisterer	GER-Schlierbach	ART / RK 1	MCKT Kirchheim-Teck	8	1:04.439		2	76,929
2	122	Emely Schmidt	GER-Neukirchen	MS Kart / RK 1	MSC Homberg / ADAC Hessen-Thüringen	8	1:04.613	0.174	7	76,721
3	124	Christian Wachter	GER-Kaiserslautern	Intrepid / RK 1	Rennsport Wachter / Dolmetscher- und Üt	9	1:04.745	0.306	1	76,565
4	121	Dominik Hamm	GER-Büttelborn	Intrepid / RK1	HAC Simmern / Wilk Sport / ADAC Mittelrt	8	1:05.180	0.741	7	76,054
World Formula										
1	17	Marcel Schminke	GER-Bad Wildungen	PCR / Briggs & Stra	MSC Wolfhagen / ADAC Hessen-Thüringer	8	1:03.917		3	77,557
2	5	Simon Voghofer	GER-Hagen	Sodi / Briggs & Stra	Beule Kart Racing Team / Hagener AC 05	8	1:04.232	0.315	7	77,176
3	3	Tom Kölsch	GER-Wilnsdorf	Lewis Hamilton / Br	Beule Kart Racing Team / AMC Burbach	9	1:04.265	0.348	4	77,137
4	18	Pascal Wlodarczyk	GER-Wolkenried	CRG / Briggs & Stra	Alljo Hima Racing Team / Fuldaer AC	9	1:04.354	0.437	2	77,030
5	19	Jonas Wollscheid	GER-Castrop-Rauxel	PCR / Briggs & Stra	Beule Kart Racing Team / MSC Bergstadt-l	8	1:04.651	0.734	4	76,676
6	27	Philipp Britz	GER-Saarbrücken	Swiss Corse / Brigg	VdM Bischmisheim / PJM Motorsport	9	1:04.667	0.750	4	76,657
7	77	Moritz Winkler	GER-Bochum	Mach 1 / Briggs & S	MSC Blau Gelb Essen / Thermo Racing Te	8	1:04.670	0.753	6	76,654
8	6	Elias Sauerbier	GER-Geismar	LH / Briggs & Stra	Alljo-Hima-Kart-Team / ADAC Hessen-Thü	8	1:04.677	0.760	5	76,645
9	8	Max Rosam	GER-Taunusstein	PCR / Briggs & Stra	MSC Wolfhagen / ADAC Hessen-Thüringer	8	1:04.813	0.896	6	76,485
10	75	Tim Schürmann	GER-Meinerzhagen	Interpid / Briggs &	AJT Halver / GCS / Mein Designer	8	1:04.936	1.019	3	76,340
11	4	Nico Noel Manka	GER-Unna	Lewis Hamilton / Br	Beule Kart Racing Team / MSC Bork	8	1:04.959	1.042	6	76,313
12	7	Justin Krasniqi	GER-Neuenrade	Sodi / Briggs & Stra	Beule Kart Racing Team / IBG Goeke-Tech	9	1:04.972	1.055	2	76,297
13	14	Janek Simmet	GER-Eppelborn	Swiss Corse / Brigg	MSC Losheim	8	1:05.024	1.107	1	76,236
14	11	Louis Rüße	GER-Wadersloh	Haase-Corsa / Brigg	AC Oelde	8	1:05.058	1.141	3	76,197
15	10	Philip Heine	GER-Bad Arolsen	PCR / Briggs & Stra	MSC Wolfhagen	8	1:05.063	1.146	8	76,191
16	21	Stefan Krenz	GER-Mülheim	PCR / Briggs & Stra	MSC Mülheim e.V.	8	1:05.244	1.327	2	75,979
17	54	Ben Schimke	GER-Ober-Ramstadt	Kosmic / Briggs & S	Alljo Hima Kart Team	9	1:05.406	1.489	1	75,791
18	2	Vivien Michelle Reit	GER-Waltrop	Lewis Hamilton / Br	Beule Kart Racing Team / MSC Herten	8	1:05.428	1.511	4	75,766
19	12	Nick Rommershausen	GER-Montabaur	CRG / Briggs & Stra	AMC Arzbach	8	1:05.467	1.550	8	75,721
20	16	Michel Boensmann	GER-Wuppertal	Haase-Corsa / Brigg	Thermo Racing Team	8	1:05.763	1.846	7	75,380
21	23	Louis Klinkhammer	GER-Krombach	PCR / Briggs & Stra	MSC Mülheim e.V.	8	1:06.004	2.087	6	75,105
22	26	Niklas Schneider	GER-Koblenz	PCR / Briggs & Stra		8	1:06.136	2.219	2	74,955
23	28	Tim Kiendl	GER-Bitburg	Birel / Briggs & Stra	EMSC Bitburg	8	1:06.276	2.359	8	74,796
24	24	Max Bolzenius	GER-Meschede	Birel / Briggs & Stra	MSC Oeventrop	8	1:07.022	3.105	7	73,964
25	13	Maximilian Rissler	GER-Duisburg	Zanardi / Briggs & !	Thermo Racing Team	8	1:08.508	4.591	3	72,359

Bemerkungen

Ergebnis vorbehaltlich der technischen und sportlichen Nachuntersuchung

Reg-Nr.: 707/2015

Orbits

Rennleiter: Dominik Rösch Zeitnahme: Monika Riehmers

Schiedsgericht: Andreas Henke

Aushang: Uhr:



41.ADAC/AC Rütenach Kartrennen

World Formula + RK1

Hunsrückring 1,377 Km

Zeittraining

05.07.2015 10:30

Qualifikation (10:00 Zeit) gestartet um 10:29:34

Runde	Rundenzeit	Diff.	Tageszeit
(17) Marcel Schminke			
1	1:06.338	+2.421	10:32:23.748
2	1:04.061	+0.144	10:33:27.809
3	1:03.917		10:34:31.726
4	1:05.128	+1.211	10:35:36.854
5	1:04.145	+0.228	10:36:40.999
6	1:07.643	+3.726	10:37:48.642
7	1:04.186	+0.269	10:38:52.828
8	1:04.363	+0.446	10:39:57.191

(5) Simon Voghofer			
1	1:05.458	+1.226	10:32:22.720
2	1:04.252	+0.020	10:33:26.972
3	1:04.241	+0.009	10:34:31.213
4	1:04.673	+0.441	10:35:35.886
5	1:04.502	+0.270	10:36:40.388
6	1:04.290	+0.058	10:37:44.678
7	1:04.232		10:38:48.910
8	1:04.321	+0.089	10:39:53.231

(3) Tom Kölsch			
1	1:04.986	+0.721	10:31:49.352
2	1:04.381	+0.116	10:32:53.733
3	1:04.575	+0.310	10:33:58.308
4	1:04.265		10:35:02.573
5	1:04.516	+0.251	10:36:07.089
6	1:04.671	+0.406	10:37:11.760
7	1:04.494	+0.229	10:38:16.254
8	1:04.440	+0.175	10:39:20.694
9	1:04.520	+0.255	10:40:25.214

(18) Pascal Wlodarczyk			
1	1:04.675	+0.321	10:31:50.056
2	1:04.354		10:32:54.410
3	1:05.765	+1.411	10:34:00.175
4	1:04.731	+0.377	10:35:04.906
5	1:04.855	+0.501	10:36:09.761
6	1:04.483	+0.129	10:37:14.244
7	1:04.934	+0.580	10:38:19.178
8	1:05.034	+0.680	10:39:24.212
9	1:09.688	+5.334	10:40:33.900

(125) Tobias Pfisterer			
1	1:04.596	+0.157	10:32:46.605
2	1:04.439		10:33:51.044
3	1:04.675	+0.236	10:34:55.719
4	1:04.878	+0.439	10:36:00.597
5	1:04.639	+0.200	10:37:05.236
6	1:04.773	+0.334	10:38:10.009
7	1:06.772	+2.333	10:39:16.781
8	1:04.884	+0.445	10:40:21.665

(122) Emely Schmidt			
1	1:05.714	+1.101	10:31:57.284
2	1:05.638	+1.025	10:33:02.922
3	1:04.618	+0.005	10:34:07.540
4	1:10.534	+5.921	10:35:18.074
5	1:09.536	+4.923	10:36:27.610
6	1:05.018	+0.405	10:37:32.628
7	1:04.613		10:38:37.241
8	1:04.700	+0.087	10:39:41.941

(19) Jonas Wollscheid			
1	1:05.331	+0.680	10:32:04.470
2	1:04.946	+0.295	10:33:09.416

(27) Philipp Britz			
3	1:05.175	+0.524	10:34:14.591
4	1:04.651		10:35:19.242
5	1:05.416	+0.765	10:36:24.658
6	1:04.786	+0.135	10:37:29.444
7	1:04.775	+0.124	10:38:34.219
8	1:04.787	+0.136	10:39:39.006

(77) Moritz Winkler			
1	1:05.272	+0.605	10:31:48.556
2	1:04.976	+0.309	10:32:53.532
3	1:05.277	+0.610	10:33:58.809
4	1:04.667		10:35:03.476
5	1:05.031	+0.364	10:36:08.507
6	1:04.977	+0.310	10:37:13.484
7	1:05.107	+0.440	10:38:18.591
8	1:05.076	+0.409	10:39:23.667
9	1:04.946	+0.279	10:40:28.613

(6) Elias Sauerbier			
1	1:05.746	+1.069	10:32:21.025
2	1:04.967	+0.290	10:33:25.992
3	1:04.776	+0.099	10:34:30.768
4	1:05.356	+0.679	10:35:36.124
5	1:04.677		10:36:40.801
6	1:04.960	+0.283	10:37:45.761
7	1:04.891	+0.214	10:38:50.652
8	1:07.387	+2.710	10:39:58.039

(124) Christian Wachter			
1	1:04.745		10:31:48.658
2	1:04.963	+0.218	10:32:53.621
3	1:05.772	+1.027	10:33:59.393
4	1:05.833	+1.088	10:35:05.226
5	1:05.432	+0.687	10:36:10.658
6	1:05.016	+0.271	10:37:15.674
7	1:05.161	+0.416	10:38:20.835
8	1:05.465	+0.720	10:39:26.300
9	1:06.227	+1.482	10:40:32.527

(8) Max Rosam			
1	1:05.744	+0.931	10:32:00.346
2	1:04.918	+0.105	10:33:05.264
3	1:06.912	+2.099	10:34:12.176
4	1:05.806	+0.993	10:35:17.982
5	1:05.328	+0.515	10:36:23.310
6	1:04.813		10:37:28.123
7	1:04.918	+0.105	10:38:33.041
8	1:05.220	+0.407	10:39:38.261

(75) Tim Schürmann			
1	1:07.282	+2.346	10:31:57.205
2	1:05.237	+0.301	10:33:02.442
3	1:04.936		10:34:07.378
4	1:13.158	+8.222	10:35:20.536
5	1:05.995	+1.059	10:36:26.531
6	1:05.222	+0.286	10:37:31.753

(21) Stefan Krenz			
1	1:05.480	+0.236	10:31:59.731

(4) Nico Noel Manka			
7	1:06.118	+1.182	10:38:37.871
8	1:05.198	+0.262	10:39:43.069

(7) Justin Krasnićqi			
1	1:05.673	+0.714	10:31:59.057
2	1:05.619	+0.660	10:33:04.676
3	1:04.984	+0.025	10:34:09.660
4	1:06.056	+1.097	10:35:15.716
5	1:05.218	+0.259	10:36:20.934
6	1:04.959		10:37:25.893
7	1:05.069	+0.110	10:38:30.962
8	1:06.708	+1.749	10:39:37.670

(14) Janek Simmet			
1	1:05.132	+0.160	10:31:51.498
2	1:04.972		10:32:56.470
3	1:05.122	+0.150	10:34:01.592
4	1:05.199	+0.227	10:35:06.791
5	1:05.327	+0.355	10:36:12.118
6	1:05.017	+0.045	10:37:17.135
7	1:05.230	+0.258	10:38:22.365
8	1:05.542	+0.570	10:39:27.907
9	1:05.236	+0.264	10:40:33.143

(11) Louis Röße			
1	1:08.939	+3.881	10:32:03.009
2	1:05.277	+0.219	10:33:08.286
3	1:05.058		10:34:13.344
4	1:05.370	+0.312	10:35:18.714
5	1:05.282	+0.224	10:36:23.996
6	1:05.265	+0.207	10:37:29.261
7	1:05.832	+0.774	10:38:35.093
8	1:05.792	+0.734	10:39:40.885

(10) Philip Heine			
1	1:06.856	+1.793	10:32:08.973
2	1:05.373	+0.310	10:33:14.346
3	1:05.280	+0.217	10:34:19.626
4	1:05.369	+0.306	10:35:24.995
5	1:05.422	+0.359	10:36:30.417
6	1:05.706	+0.643	10:37:36.123
7	1:05.445	+0.382	10:38:41.568
8	1:05.063		10:39:46.631

(21) Dominik Hamm			
1	1:05.962	+0.782	10:32:44.851
2	1:05.375	+0.195	10:33:50.226
3	1:06.458	+1.278	10:34:56.684
4	1:05.457	+0.277	10:36:02.141
5	1:09.416	+4.236	10:37:11.557
6	1:05.360	+0.180	10:38:16.917
7	1:05.180		10:39:22.097
8	1:05.770	+0.590	10:40:27.867

Reg-Nr.: 707/2015

Orbits

Rennleiter: Dominik Rösch Zeitnahme: Monika Riehmers

Schiedsgericht: Andreas Henke

Aushang: Uhr:

BRIDGESTONE

SANDTLER

komet
Racing Tyres

VEGA
High Technology in Karting Tyres

41. ADAC/AC Rübenaach Kartrennen

World Formula + RK1

Hunsrückring 1,377 Km

Zeittraining

05.07.2015 10:30

Qualifikation (10:00 Zeit) gestartet um 10:29:34

Runde	Rundenzeit	Diff.	Tageszeit
2	1:05.244		10:33:04.975
3	1:05.734	+0.490	10:34:10.709
4	1:05.699	+0.455	10:35:16.408
5	1:05.410	+0.166	10:36:21.818
6	1:05.424	+0.180	10:37:27.242
7	1:05.475	+0.231	10:38:32.717
8	1:05.807	+0.563	10:39:38.524

(54) Ben Schimke

Runde	Rundenzeit	Diff.	Tageszeit
1	1:05.406		10:31:52.698
2	1:05.673	+0.267	10:32:58.371
3	1:05.452	+0.046	10:34:03.823
4	1:06.255	+0.849	10:35:10.078
5	1:06.013	+0.607	10:36:16.091
6	1:05.604	+0.198	10:37:21.695
7	1:05.923	+0.517	10:38:27.618
8	1:05.907	+0.501	10:39:33.525
9	1:06.007	+0.601	10:40:39.532

(2) Vivien Michelle Reit

Runde	Rundenzeit	Diff.	Tageszeit
1	1:05.861	+0.433	10:32:24.595
2	1:05.772	+0.344	10:33:30.367
3	1:05.499	+0.071	10:34:35.866
4	1:05.428		10:35:41.294
5	1:05.559	+0.131	10:36:46.853
6	1:05.871	+0.443	10:37:52.724
7	1:05.483	+0.055	10:38:58.207
8	1:06.197	+0.769	10:40:04.404

(12) Nick Rommershausen

Runde	Rundenzeit	Diff.	Tageszeit
1	1:06.673	+1.206	10:32:43.327
2	1:06.000	+0.533	10:33:49.327
3	1:05.913	+0.446	10:34:55.240
4	1:10.587	+5.120	10:36:05.827
5	1:06.875	+1.408	10:37:12.702
6	1:10.336	+4.869	10:38:23.038
7	1:06.075	+0.608	10:39:29.113
8	1:05.467		10:40:34.580

(16) Michel Boensmann

Runde	Rundenzeit	Diff.	Tageszeit
1	1:06.389	+0.626	10:31:55.265
2	1:05.951	+0.188	10:33:01.216
3	1:05.851	+0.088	10:34:07.067
4	1:05.939	+0.176	10:35:13.006
5	1:05.986	+0.223	10:36:18.992
6	1:06.091	+0.328	10:37:25.083
7	1:05.763		10:38:30.846
8	1:06.135	+0.372	10:39:36.981

(23) Louis Klinkhammer

Runde	Rundenzeit	Diff.	Tageszeit
1	1:06.090	+0.086	10:32:23.861
2	1:06.197	+0.193	10:33:30.058
3	1:06.745	+0.741	10:34:36.803
4	1:06.227	+0.223	10:35:43.030
5	1:06.109	+0.105	10:36:49.139
6	1:06.004		10:37:55.143
7	1:06.089	+0.085	10:39:01.232
8	1:06.033	+0.029	10:40:07.265

(26) Niklas Schneider

Runde	Rundenzeit	Diff.	Tageszeit
1	1:07.338	+1.202	10:31:58.016
2	1:06.136		10:33:04.152
3	1:07.381	+1.245	10:34:11.533
4	1:07.044	+0.908	10:35:18.577
5	1:08.439	+2.303	10:36:27.016
6	1:06.294	+0.158	10:37:33.310

Runde	Rundenzeit	Diff.	Tageszeit
7	1:06.208	+0.072	10:38:39.518
8	1:06.208	+0.072	10:39:45.726

(28) Tim Kiendl

Runde	Rundenzeit	Diff.	Tageszeit
1	1:06.448	+0.172	10:32:35.578
2	1:06.359	+0.083	10:33:41.937
3	1:06.382	+0.106	10:34:48.319
4	1:06.872	+0.596	10:35:55.191
5	1:06.710	+0.434	10:37:01.901
6	1:06.599	+0.323	10:38:08.500
7	1:19.551	+13.275	10:39:28.051
8	1:06.276		10:40:34.327

(24) Max Bolzenius

Runde	Rundenzeit	Diff.	Tageszeit
1	1:08.163	+1.141	10:32:12.591
2	1:09.274	+2.252	10:33:21.865
3	1:07.955	+0.933	10:34:29.820
4	1:09.925	+2.903	10:35:39.745
5	1:08.895	+1.873	10:36:48.640
6	1:07.717	+0.695	10:37:56.357
7	1:07.022		10:39:03.379
8	1:07.162	+0.140	10:40:10.541

(13) Maximilian Rissler

Runde	Rundenzeit	Diff.	Tageszeit
1	1:12.172	+3.664	10:32:23.687
2	1:10.130	+1.622	10:33:33.817
3	1:08.508		10:34:42.325
4	1:09.263	+0.755	10:35:51.588
5	1:08.737	+0.229	10:37:00.325
6	1:09.511	+1.003	10:38:09.836
7	1:08.974	+0.466	10:39:18.810
8	1:08.975	+0.467	10:40:27.785

Reg-Nr.: 707/2015

Orbits

Rennleiter: Dominik Rösch Zeitnahme: Monika Riehmers

Schiedsgericht: Andreas Henke

Aushang: Uhr:

41. ADAC/AC Rügenach Kartrennen

World Formula + RK1

Hunsrückring 1,377 Km

Rennen 2 1 Lauf

05.07.2015 13:20

Rennen (19 Runden)

14	28
	27
13	23
	25
12	12
	23
11	54
	21
10	121
	19
9	11
	17
8	7
	15
7	75
	13
6	124
	11
5	77
	9
4	19
	7
3	125
	5
2	3
	3
1	17

POLE POSITION 1

24
28
26
26
16
24
2
22
21
20
10
18
14
16
4
14
8
12
6
10
27
8
122
6
18
4
5
2



Reg-Nr.: 707/2015

Orbits

Rennleiter: Dominik Rösch

Zeitnahme: Monika Riehmers

Schiedsgericht: Andreas Henke


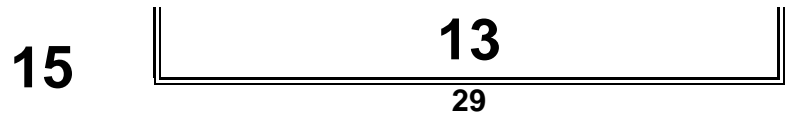
Aushang: Uhr:




41.ADAC/AC Rübenach Kartrennen

World Formula + RK1
Rennen 2 1 Lauf
Rennen (19 Runden)

Hunsrückring 1,377 Km
05.07.2015 13:20



Reg-Nr.: 707/2015 Orbits

Rennleiter: Dominik Rösch Zeitnahme: Monika Riehmers

Schiedsgericht: Andreas Henke

Aushang: Uhr:



41. ADAC/AC Rügenach Kartrennen
World Formula + RK1
Hunsrückring 1,377 Km
Rennen 2 1 Lauf
Version 2
05.07.2015 13:20
Rennen (11 Runden) gestartet um 13:22:57

Pos.	Nr.	Ga	Name	Nat.-Wohnort	Fabrikat	Bewerber/Sponsor	Rnd.	Gesamtzeit	Diff.	Beste Zeit	In Rd.	Pkt.
1	18		Pascal Wlodarczyk	GER-Wolkenried	CRG / Briggs & Stratton	Alljo Hima Racing Team / Fuldaer AC	11	11:57.523		1:04.462	10	20
2	122		Emely Schmidt	GER-Neukirchen	MS Kart / RK 1	MSC Homburg / ADAC Hessen-Thüring	11	11:57.687	0.164	1:04.458	10	20
3	125	Ja	Tobias Pfisterer	GER-Schlierbach	ART / RK 1	MCKT Kirchheim-Teck	11	11:57.806	0.283	1:04.260	10	18
4	6		Elias Sauerbier	GER-Geismar	LH / Briggs & Stratton	Alljo-Hima-Kart-Team / ADAC Hessen-	11	12:00.286	2.763	1:04.499	9	18
5	5		Simon Voghofer	GER-Hagen	Sodi / Briggs & Stratton	Beule Kart Racing Team / Hagener AC	11	12:02.230	4.707	1:04.368	11	16
6	19		Jonas Wollscheid	GER-Castrop-Rauxel	PCR / Briggs & Stratton	Beule Kart Racing Team / MSC Bergst.	11	12:02.848	5.325	1:04.798	10	15
7	17		Marcel Schminke	GER-Bad Wildungen	PCR / Briggs & Stratton	MSC Wolfhagen / ADAC Hessen-Thürin	11	12:03.915	6.392	1:04.539	10	14
8	7		Justin Krasniqi	GER-Neuenrade	Sodi / Briggs & Stratton	Beule Kart Racing Team / IBG Goeke-	11	12:05.629	8.106	1:04.796	10	13
9	3		Tom Kölsch	GER-Wilnsdorf	Lewis Hamilton / Briggs	Beule Kart Racing Team / AMC Burbac	11	12:05.761	8.238	1:04.578	9	12
10	27		Philipp Britz	GER-Saarbrücken	Swiss Corse / Briggs & S	VdM Bischmisheim / PJM Motorsport	11	12:07.901	10.378	1:05.467	10	11
11	124		Christian Wachter	GER-Kaiserslautern	Intrepid / RK 1	Rennsport Wachter / Dolmetscher- un	11	12:08.052	10.529	1:05.201	10	16
12	4		Nico Noel Manka	GER-Unna	Lewis Hamilton / Briggs	Beule Kart Racing Team / MSC Bork	11	12:08.295	10.772	1:05.189	8	10
13	121		Dominik Hamm	GER-Büttelborn	Intrepid / RK1	HAC Simmern / Wilk Sport / ADAC Mit	11	12:09.634	12.111	1:05.161	11	15
14	54		Ben Schimke	GER-Ober-Ramstadt	Kosmic / Briggs & Stratton	Alljo Hima Kart Team	11	12:13.843	16.320	1:05.405	7	9
15	11		Louis Rübe	GER-Wadersloh	Haase-Corsa / Briggs & S	AC Oelde	11	12:14.097	16.574	1:05.563	9	8
16	14		Janek Simmet	GER-Eppelborn	Swiss Corse / Briggs & S	MSC Losheim	11	12:14.175	16.652	1:05.256	7	7
17	75		Tim Schürmann	GER-Meinerzhagen	Interpid / Briggs & Stra	AJT Halver / GCS / Mein Designer	11	12:15.009	17.486	1:05.490	7	6
18	21		Stefan Krenz	GER-Mülheim	PCR / Briggs & Stratton	MSC Mülheim e.V.	11	12:15.406	17.883	1:05.398	8	5
19	8		Max Rosam	GER-Taunusstein	PCR / Briggs & Stratton	MSC Wolfhagen / ADAC Hessen-Thürin	11	12:16.059	18.536	1:04.983	10	4
20	23		Louis Klinkhammer	GER-Krombach	PCR / Briggs & Stratton	MSC Mülheim e.V.	11	12:22.140	24.617	1:05.851	7	3
21	12		Nick Rommershausen	GER-Montabaur	CRG / Briggs & Stratton	AMC Arzbach	11	12:22.390	24.867	1:06.196	7	2
22	16		Michel Boensmann	GER-Wuppertal	Haase-Corsa / Briggs & S	Thermo Racing Team	11	12:23.515	25.992	1:05.745	9	1
23	77		Moritz Winkler	GER-Bochum	Mach 1 / Briggs & Stratton	MSC Blau Gelb Essen / Thermo Racing	11	12:24.482	26.959	1:04.778	7	1
24	28		Tim Kiendl	GER-Bitburg	Birel / Briggs & Stratton	EMSC Bitburg	11	12:26.142	28.619	1:06.421	8	1
25	10		Philip Heine	GER-Bad Arolsen	PCR / Briggs & Stratton	MSC Wolfhagen	11	12:29.392	31.869	1:06.089	10	1
26	26		Niklas Schneider	GER-Koblenz	PCR / Briggs & Stratton		11	12:30.350	32.827	1:06.423	11	1
27	2		Vivien Michelle Reit	GER-Waltrop	Lewis Hamilton / Briggs	Beule Kart Racing Team / MSC Herten	11	12:30.528	33.005	1:06.073	7	1
28	24		Max Bolzenius	GER-Meschede	Birel / Briggs & Stratton	MSC Oeventrop	11	12:34.013	36.490	1:07.118	11	1
29	13		Maximilian Rissler	GER-Duisburg	Zanardi / Briggs & Stratton	Thermo Racing Team	11	13:00.629	1:03.106	1:09.421	3	1

Bemerkungen

Ergebnis vorbehaltlich der technischen und sportlichen Nachuntersuchung

Gestartet: 29 Gewertet: 29 Nicht gewertet: 0

Start-Nr.: 17 + 3 sek. Zeitstrafe (Korridor)

Start-Nr.: 77 + 10 sek. Zeitstrafe (Korridor)

Start-Nr.: 5 + 5 sek. Zeitstrafe (Frühstart)

Vorsprung	Ø km/h	Beste Rundenzeit	km/h	Beste Runde von
0.164	75,996	1:04.260	77,143	125 - Tobias Pfisterer

Reg-Nr.: 707/2015
Orbits
Rennleiter: Dominik Rösch **Zeitnahme: Monika Riehmers**
Schiedsgericht: Andreas Henke
Aushang: Uhr:
Gedruckt: 05.07.2015 14:09:22

41. ADAC/AC Rügenach Kartrennen

World Formula + RK1

Hunsrückring 1,377 Km

Rennen 2 1 Lauf

Version 2

05.07.2015 13:20

Rennen (11 Runden) gestartet um 13:22:57

Pos.	Nr.	Ga	Name	Nat.-Wohnort	Fabrikat	Bewerber/Sponsor	Rnd.	Gesamtzeit	Diff.	Beste Zeit	In Rd.	Pkt.
RK1												
1	122		Emely Schmidt	GER-Neukirchen	MS Kart / RK 1	MSC Homburg / ADAC Hessen-Thüring	11	11:57.687		1:04.458	10	20
2	125	Ja	Tobias Pfisterer	GER-Schlierbach	ART / RK 1	MCKT Kirchheim-Teck	11	11:57.806	0.119	1:04.260	10	18
3	124		Christian Wachter	GER-Kaiserslautern	Intrepid / RK 1	Rennsport Wachter / Dolmetscher- un	11	12:08.052	10.365	1:05.201	10	16
4	121		Dominik Hamm	GER-Büttelborn	Intrepid / RK1	HAC Simmern / Wilk Sport / ADAC Mil	11	12:09.634	11.947	1:05.161	11	15

World Formula												
Pos.	Nr.	Name	Nat.-Wohnort	Fabrikat	Bewerber/Sponsor	Rnd.	Gesamtzeit	Diff.	Beste Zeit	In Rd.	Pkt.	
1	18	Pascal Wlodarczyk	GER-Wolkenried	CRG / Briggs & Stratton	Alljo Hima Racing Team / Fuldaer AC	11	11:57.523		1:04.462	10	20	
2	6	Elias Sauerbier	GER-Geismar	LH / Briggs & Stratton	Alljo-Hima-Kart-Team / ADAC Hessen-	11	12:00.286	2.763	1:04.499	9	18	
3	5	Simon Voghofer	GER-Hagen	Sodi / Briggs & Stratton	Beule Kart Racing Team / Hagener AC	11	12:02.230	4.707	1:04.368	11	16	
4	19	Jonas Wollscheid	GER-Castrop-Rauxel	PCR / Briggs & Stratton	Beule Kart Racing Team / MSC Bergst	11	12:02.848	5.325	1:04.798	10	15	
5	17	Marcel Schminke	GER-Bad Wildungen	PCR / Briggs & Stratton	MSC Wolfhagen / ADAC Hessen-Thürin	11	12:03.915	6.392	1:04.539	10	14	
6	7	Justin Krasniqi	GER-Neuenrade	Sodi / Briggs & Stratton	Beule Kart Racing Team / IBG Goeke-	11	12:05.629	8.106	1:04.796	10	13	
7	3	Tom Kölsch	GER-Wilnsdorf	Lewis Hamilton / Briggs	Beule Kart Racing Team / AMC Burbac	11	12:05.761	8.238	1:04.578	9	12	
8	27	Philipp Britz	GER-Saarbrücken	Swiss Corse / Briggs & S	VdM Bischmisheim / PJM Motorsport	11	12:07.901	10.378	1:05.467	10	11	
9	4	Nico Noel Manka	GER-Unna	Lewis Hamilton / Briggs	Beule Kart Racing Team / MSC Bork	11	12:08.295	10.772	1:05.189	8	10	
10	54	Ben Schimke	GER-Ober-Ramstadt	Kosmic / Briggs & Stratton	Alljo Hima Kart Team	11	12:13.843	16.320	1:05.405	7	9	
11	11	Louis RuBe	GER-Wadersloh	Haase-Corsa / Briggs & S	AC Oelde	11	12:14.097	16.574	1:05.563	9	8	
12	14	Janek Simmet	GER-Eppelborn	Swiss Corse / Briggs & S	MSC Losheim	11	12:14.175	16.652	1:05.256	7	7	
13	75	Tim Schürmann	GER-Meinerzhagen	Interpid / Briggs & Stra	AJT Halver / GCS / Mein Designer	11	12:15.009	17.486	1:05.490	7	6	
14	21	Stefan Krenz	GER-Mülheim	PCR / Briggs & Stratton	MSC Mülheim e.V.	11	12:15.406	17.883	1:05.398	8	5	
15	8	Max Rosam	GER-Taunusstein	PCR / Briggs & Stratton	MSC Wolfhagen / ADAC Hessen-Thürin	11	12:16.059	18.536	1:04.983	10	4	
16	23	Louis Klinkhammer	GER-Krombach	PCR / Briggs & Stratton	MSC Mülheim e.V.	11	12:22.140	24.617	1:05.851	7	3	
17	12	Nick Rommershausen	GER-Montabaur	CRG / Briggs & Stratton	AMC Arzbach	11	12:22.390	24.867	1:06.196	7	2	
18	16	Michel Boensmann	GER-Wuppertal	Haase-Corsa / Briggs & S	Thermo Racing Team	11	12:23.515	25.992	1:05.745	9	1	
19	77	Moritz Winkler	GER-Bochum	Mach 1 / Briggs & Stratton	MSC Blau Gelb Essen / Thermo Racing	11	12:24.482	26.959	1:04.778	7	1	
20	28	Tim Kiendl	GER-Bitburg	Birel / Briggs & Stratton	EMSC Bitburg	11	12:26.142	28.619	1:06.421	8	1	
21	10	Philip Heine	GER-Bad Arolsen	PCR / Briggs & Stratton	MSC Wolfhagen	11	12:29.392	31.869	1:06.089	10	1	
22	26	Niklas Schneider	GER-Koblenz	PCR / Briggs & Stratton		11	12:30.350	32.827	1:06.423	11	1	
23	2	Vivien Michelle Reit	GER-Waltrop	Lewis Hamilton / Briggs	Beule Kart Racing Team / MSC Herten	11	12:30.528	33.005	1:06.073	7	1	
24	24	Max Bolzenius	GER-Meschede	Birel / Briggs & Stratton	MSC Oeventrop	11	12:34.013	36.490	1:07.118	11	1	
25	13	Maximilian Rissler	GER-Duisburg	Zanardi / Briggs & Stratton	Thermo Racing Team	11	13:00.629	1:03.106	1:09.421	3	1	

Bemerkungen

Ergebnis vorbehaltlich der technischen und sportlichen Nachuntersuchung

Gestartet: 29 Gewertet: 29 Nicht gewertet: 0

Start-Nr.: 17 + 3 sek. Zeitstrafe (Korridor)

Start-Nr.: 77 + 10 sek. Zeitstrafe (Korridor)

Start-Nr.: 5 + 5 sek. Zeitstrafe (Frühstart)

Vorsprung	Ø km/h	Beste Rundenzeit	km/h	Beste Runde von
0.164	75,996	1:04.260	77,143	125 - Tobias Pfisterer

Reg-Nr.: 707/2015

Orbits

Rennleiter: Dominik Rösch Zeitnahme: Monika Riehmers

Schiedsgericht: Andreas Henke

Aushang: Uhr:

Gedruckt: 05.07.2015 14:09:56

41. ADAC/AC Rübenaach Kartrennen

World Formula + RK1

Hunsrückring 1,377 Km

Rennen 2 1 Lauf

05.07.2015 13:20

Rennen (11 Runden) gestartet um 13:22:57

Runde	Rundenzeit	Diff.	Tageszeit
(5) Simon Voghofer			
1	1:06.278	+1.910	13:24:03.688
2	1:05.480	+1.112	13:25:09.168
3	1:05.616	+1.248	13:26:14.784
4	1:06.340	+1.972	13:27:21.124
5	1:05.719	+1.351	13:28:26.843
6	1:04.838	+0.470	13:29:31.681
7	1:04.786	+0.418	13:30:36.467
8	1:04.720	+0.352	13:31:41.187
9	1:04.569	+0.201	13:32:45.756
10	1:04.516	+0.148	13:33:50.272
11	1:04.368		13:34:54.640

Runde	Rundenzeit	Diff.	Tageszeit
(18) Pascal Włodarczyk			
1	1:06.442	+1.980	13:24:03.951
2	1:05.755	+1.293	13:25:09.706
3	1:05.327	+0.865	13:26:15.033
4	1:05.958	+1.496	13:27:20.991
5	1:06.045	+1.583	13:28:27.036
6	1:05.093	+0.631	13:29:32.129
7	1:04.680	+0.218	13:30:36.809
8	1:04.677	+0.215	13:31:41.486
9	1:04.489	+0.027	13:32:45.975
10	1:04.462		13:33:50.437
11	1:04.496	+0.034	13:34:54.933

Runde	Rundenzeit	Diff.	Tageszeit
(122) Emely Schmidt			
1	1:06.739	+2.281	13:24:04.400
2	1:05.521	+1.063	13:25:09.921
3	1:05.714	+1.256	13:26:15.635
4	1:05.640	+1.182	13:27:21.275
5	1:05.948	+1.490	13:28:27.223
6	1:05.003	+0.545	13:29:32.226
7	1:04.786	+0.328	13:30:37.012
8	1:04.665	+0.207	13:31:41.677
9	1:04.482	+0.024	13:32:46.159
10	1:04.458		13:33:50.617
11	1:04.480	+0.022	13:34:55.097

Runde	Rundenzeit	Diff.	Tageszeit
(125) Tobias Pfisterer			
1	1:07.445	+3.185	13:24:05.424
2	1:05.616	+1.356	13:25:11.040
3	1:05.610	+1.350	13:26:16.650
4	1:05.186	+0.926	13:27:21.836
5	1:05.550	+1.290	13:28:27.386
6	1:05.026	+0.766	13:29:32.412
7	1:05.030	+0.770	13:30:37.442
8	1:04.624	+0.364	13:31:42.066
9	1:04.514	+0.254	13:32:46.580
10	1:04.260		13:33:50.840
11	1:04.376	+0.116	13:34:55.216

Runde	Rundenzeit	Diff.	Tageszeit
(6) Elias Sauerbier			
1	1:07.550	+3.051	13:24:05.600
2	1:06.306	+1.807	13:25:11.906
3	1:06.777	+2.278	13:26:18.683
4	1:05.951	+1.452	13:27:24.634
5	1:04.915	+0.416	13:28:29.549
6	1:04.928	+0.429	13:29:34.477
7	1:04.832	+0.333	13:30:39.309
8	1:04.760	+0.261	13:31:44.069
9	1:04.499		13:32:48.568
10	1:04.533	+0.034	13:33:53.101
11	1:04.595	+0.096	13:34:57.696

Runde	Rundenzeit	Diff.	Tageszeit
(19) Jonas Wollscheid			
1	1:07.774	+2.976	13:24:05.862
2	1:05.813	+1.015	13:25:11.675
3	1:07.209	+2.411	13:26:18.884
4	1:06.200	+1.402	13:27:25.084
5	1:05.536	+0.738	13:28:30.620
6	1:05.279	+0.481	13:29:35.899
7	1:05.061	+0.263	13:30:40.960
8	1:04.822	+0.024	13:31:45.782
9	1:04.868	+0.070	13:32:50.650
10	1:04.798		13:33:55.448
11	1:04.810	+0.012	13:35:00.258

Runde	Rundenzeit	Diff.	Tageszeit
(17) Marcel Schminke			
1	1:07.219	+2.680	13:24:04.768
2	1:05.744	+1.205	13:25:10.512
3	1:07.466	+2.927	13:26:17.978
4	1:05.505	+0.966	13:27:23.483
5	1:05.534	+0.995	13:28:29.017
6	1:05.290	+0.751	13:29:34.307
7	1:04.794	+0.255	13:30:39.101
8	1:05.545	+1.006	13:31:44.646
9	1:04.601	+0.062	13:32:49.247
10	1:04.539		13:33:53.786
11	1:04.539		13:34:58.325

Runde	Rundenzeit	Diff.	Tageszeit
(7) Justin Krasniqi			
1	1:08.895	+4.099	13:24:07.529
2	1:05.777	+0.981	13:25:13.306
3	1:06.480	+1.684	13:26:19.786
4	1:06.014	+1.218	13:27:25.800
5	1:06.289	+1.493	13:28:32.089
6	1:05.267	+0.471	13:29:37.356
7	1:05.135	+0.339	13:30:42.491
8	1:05.748	+0.952	13:31:48.239
9	1:04.905	+0.109	13:32:53.144
10	1:04.796		13:33:57.940
11	1:05.099	+0.303	13:35:03.039

Runde	Rundenzeit	Diff.	Tageszeit
(3) Tom Kölsch			
1	1:06.484	+1.906	13:24:04.121
2	1:05.667	+1.089	13:25:09.788
3	1:13.087	+8.509	13:26:22.875
4	1:04.916	+0.338	13:27:27.791
5	1:05.039	+0.461	13:28:32.830
6	1:04.909	+0.331	13:29:37.739
7	1:05.215	+0.637	13:30:42.954
8	1:05.712	+1.134	13:31:48.666
9	1:04.578		13:32:53.244
10	1:04.790	+0.212	13:33:58.034
11	1:05.137	+0.559	13:35:03.171

Runde	Rundenzeit	Diff.	Tageszeit
(27) Philipp Britz			
1	1:07.225	+1.758	13:24:05.138
2	1:05.753	+0.286	13:25:10.891
3	1:07.721	+2.254	13:26:18.612
4	1:06.414	+0.947	13:27:25.026
5	1:05.540	+0.073	13:28:30.566
6	1:05.737	+0.270	13:29:36.303
7	1:05.755	+0.288	13:30:42.058
8	1:06.576	+1.109	13:31:48.634
9	1:05.629	+0.162	13:32:54.263
10	1:05.467		13:33:59.730
11	1:05.581	+0.114	13:35:05.311

Runde	Rundenzeit	Diff.	Tageszeit
(124) Christian Wachter			

Runde	Rundenzeit	Diff.	Tageszeit
1	1:08.900	+3.699	13:24:07.146
2	1:05.492	+0.291	13:25:12.638
3	1:07.339	+2.138	13:26:19.977
4	1:06.075	+0.874	13:27:26.052
5	1:05.752	+0.551	13:28:31.804
6	1:05.828	+0.627	13:29:37.632
7	1:05.700	+0.499	13:30:43.332
8	1:05.847	+0.646	13:31:49.179
9	1:05.491	+0.290	13:32:54.670
10	1:05.201		13:33:59.871
11	1:05.591	+0.390	13:35:05.462

Runde	Rundenzeit	Diff.	Tageszeit
(4) Nico Noel Manka			
1	1:09.850	+4.661	13:24:08.463
2	1:06.580	+1.391	13:25:15.043
3	1:06.071	+0.882	13:26:21.114
4	1:05.867	+0.678	13:27:26.981
5	1:05.747	+0.558	13:28:32.728
6	1:05.808	+0.619	13:29:38.536
7	1:05.303	+0.114	13:30:43.839
8	1:05.189		13:31:49.028
9	1:05.350	+0.161	13:32:54.378
10	1:05.777	+0.588	13:34:00.155
11	1:05.550	+0.361	13:35:05.705

Runde	Rundenzeit	Diff.	Tageszeit
(121) Dominik Hamm			
1	1:09.794	+4.633	13:24:08.893
2	1:08.233	+3.072	13:25:17.126
3	1:06.143	+0.982	13:26:23.269
4	1:06.349	+1.188	13:27:29.618
5	1:05.607	+0.446	13:28:35.225
6	1:05.607	+0.446	13:29:40.832
7	1:05.362	+0.201	13:30:46.194
8	1:05.226	+0.065	13:31:51.420
9	1:05.233	+0.072	13:32:56.653
10	1:05.230	+0.069	13:34:01.883
11	1:05.161		13:35:07.044

Runde	Rundenzeit	Diff.	Tageszeit
(54) Ben Schimke			
1	1:09.461	+4.056	13:24:09.041
2	1:09.236	+3.831	13:25:18.277
3	1:05.922	+0.517	13:26:24.199
4	1:05.640	+0.235	13:27:29.839
5	1:06.852	+1.447	13:28:36.691
6	1:06.137	+0.732	13:29:42.828
7	1:05.405		13:30:48.233
8	1:05.962	+0.557	13:31:54.195
9	1:05.464	+0.059	13:32:59.659
10	1:05.525	+0.120	13:34:05.184
11	1:06.069	+0.664	13:35:11.253

Runde	Rundenzeit	Diff.	Tageszeit
(11) Louis Rübe			
1	1:09.858	+4.295	13:24:08.767
2	1:07.245	+1.682	13:25:16.012
3	1:07.165	+1.602	13:26:23.177
4	1:06.330	+0.767	13:27:29.507
5	1:06.196	+0.633	13:28:35.703
6	1:05.820	+0.257	13:29:41.523
7	1:05.959	+0.396	13:30:47.482
8	1:06.822	+1.259	13:31:54.304
9	1:05.563		13:32:59.867
10	1:05.681	+0.118	13:34:05.548
11	1:05.959	+0.396	13:35:11.507

Runde	Rundenzeit	Diff.	Tageszeit
(14) Janek Simmet			
1	1:10.418	+5.162	13:24:09.293

Reg-Nr.: 707/2015

Orbits

Rennleiter: Dominik Rösch Zeitnahme: Monika Riehmers

Schiedsgericht: Andreas Henke

Aushang: Uhr:



41. ADAC/AC Rübenaach Kartrennen

World Formula + RK1

Hunsrückring 1,377 Km

Rennen 2 1 Lauf

05.07.2015 13:20

Rennen (11 Runden) gestartet um 13:22:57

Runde	Rundenzeit	Diff.	Tageszeit
2	1:09.254	+3.998	13:25:18.547
3	1:05.970	+0.714	13:26:24.517
4	1:05.633	+0.377	13:27:30.150
5	1:06.855	+1.599	13:28:37.005
6	1:06.268	+1.012	13:29:43.273
7	1:05.256		13:30:48.529
8	1:05.922	+0.666	13:31:54.451
9	1:05.835	+0.579	13:33:00.286
10	1:05.528	+0.272	13:34:05.814
11	1:05.771	+0.515	13:35:11.585

(75) Tim Schürmann

Runde	Rundenzeit	Diff.	Tageszeit
1	1:10.029	+4.539	13:24:08.657
2	1:10.904	+5.414	13:25:19.561
3	1:06.227	+0.737	13:26:25.788
4	1:05.601	+0.111	13:27:31.389
5	1:06.430	+0.940	13:28:37.819
6	1:05.784	+0.294	13:29:43.603
7	1:05.490		13:30:49.093
8	1:05.552	+0.062	13:31:54.645
9	1:06.437	+0.947	13:33:01.082
10	1:05.537	+0.047	13:34:06.619
11	1:05.800	+0.310	13:35:12.419

(21) Stefan Krenz

Runde	Rundenzeit	Diff.	Tageszeit
1	1:10.765	+5.367	13:24:10.201
2	1:09.471	+4.073	13:25:19.672
3	1:07.106	+1.708	13:26:26.778
4	1:05.636	+0.238	13:27:32.414
5	1:05.510	+0.112	13:28:37.924
6	1:05.991	+0.593	13:29:43.915
7	1:05.402	+0.004	13:30:49.317
8	1:05.398		13:31:54.715
9	1:06.648	+1.250	13:33:01.363
10	1:05.408	+0.010	13:34:06.771
11	1:06.045	+0.647	13:35:12.816

(8) Max Rosam

Runde	Rundenzeit	Diff.	Tageszeit
1	1:07.887	+2.904	13:24:06.249
2	1:06.037	+1.054	13:25:12.286
3	1:06.909	+1.926	13:26:19.195
4	1:06.203	+1.220	13:27:25.398
5	1:05.758	+0.775	13:28:31.156
6	1:15.902	+10.919	13:29:47.058
7	1:05.273	+0.290	13:30:52.331
8	1:05.426	+0.443	13:31:57.757
9	1:05.356	+0.373	13:33:03.113
10	1:04.983		13:34:08.096
11	1:05.373	+0.390	13:35:13.469

(23) Louis Klinkhammer

Runde	Rundenzeit	Diff.	Tageszeit
1	1:10.394	+4.543	13:24:10.415
2	1:11.221	+5.370	13:25:21.636
3	1:07.178	+1.327	13:26:28.814
4	1:06.628	+0.777	13:27:35.442
5	1:06.183	+0.332	13:28:41.625
6	1:06.875	+1.024	13:29:48.500
7	1:05.851		13:30:54.351
8	1:06.641	+0.790	13:32:00.992
9	1:06.019	+0.168	13:33:07.011
10	1:06.293	+0.442	13:34:13.304
11	1:06.246	+0.395	13:35:19.550

(12) Nick Rommershausen

Runde	Rundenzeit	Diff.	Tageszeit
1	1:09.902	+3.706	13:24:09.787
2	1:10.129	+3.933	13:25:19.916

Runde	Rundenzeit	Diff.	Tageszeit
3	1:07.213	+1.017	13:26:27.129
4	1:06.724	+0.528	13:27:33.853
5	1:06.516	+0.320	13:28:40.369
6	1:07.312	+1.116	13:29:47.681
7	1:06.196		13:30:53.877
8	1:06.422	+0.226	13:32:00.299
9	1:06.430	+0.234	13:33:06.729
10	1:06.404	+0.208	13:34:13.133
11	1:06.667	+0.471	13:35:19.800

(16) Michel Boensmann

Runde	Rundenzeit	Diff.	Tageszeit
1	1:09.833	+4.088	13:24:09.677
2	1:15.276	+9.531	13:25:24.953
3	1:07.171	+1.426	13:26:32.124
4	1:06.477	+0.732	13:27:38.601
5	1:06.753	+1.008	13:28:45.354
6	1:06.263	+0.518	13:29:51.617
7	1:05.922	+0.177	13:30:57.539
8	1:05.851	+0.106	13:32:03.390
9	1:05.745		13:33:09.135
10	1:05.862	+0.117	13:34:14.997
11	1:05.928	+0.183	13:35:20.925

(77) Moritz Winkler

Runde	Rundenzeit	Diff.	Tageszeit
1	1:08.246	+3.468	13:24:06.595
2	1:05.939	+1.161	13:25:12.534
3	1:06.898	+2.120	13:26:19.432
4	1:06.190	+1.412	13:27:25.622
5	1:05.841	+1.063	13:28:31.463
6	1:13.839	+9.061	13:29:45.302
7	1:04.778		13:30:50.080
8	1:04.904	+0.126	13:31:54.984
9	1:06.160	+1.382	13:33:01.144
10	1:04.829	+0.051	13:34:05.973
11	1:05.919	+1.141	13:35:11.892

(28) Tim Kiendl

Runde	Rundenzeit	Diff.	Tageszeit
1	1:10.663	+4.242	13:24:10.953
2	1:11.533	+5.112	13:25:22.486
3	1:07.422	+1.001	13:26:29.908
4	1:06.985	+0.564	13:27:36.893
5	1:06.456	+0.035	13:28:43.349
6	1:07.367	+0.946	13:29:50.716
7	1:06.791	+0.370	13:30:57.507
8	1:06.421		13:32:03.928
9	1:06.557	+0.136	13:33:10.485
10	1:06.436	+0.015	13:34:16.921
11	1:06.631	+0.210	13:35:23.552

(10) Philip Heine

Runde	Rundenzeit	Diff.	Tageszeit
1	1:10.086	+3.997	13:24:09.411
2	1:18.262	+12.173	13:25:27.673
3	1:07.846	+1.757	13:26:35.519
4	1:07.504	+1.415	13:27:43.023
5	1:06.435	+0.346	13:28:49.458
6	1:06.355	+0.266	13:29:55.813
7	1:06.199	+0.110	13:31:02.012
8	1:06.229	+0.140	13:32:08.241
9	1:06.355	+0.266	13:33:14.596
10	1:06.089		13:34:20.685
11	1:06.117	+0.028	13:35:26.802

(26) Niklas Schneider

Runde	Rundenzeit	Diff.	Tageszeit
1	1:11.229	+4.806	13:24:11.358
2	1:13.447	+7.024	13:25:24.805
3	1:08.295	+1.872	13:26:33.100

Runde	Rundenzeit	Diff.	Tageszeit
4	1:07.681	+1.258	13:27:40.781
5	1:06.949	+0.526	13:28:47.730
6	1:06.818	+0.395	13:29:54.548
7	1:07.004	+0.581	13:31:01.552
8	1:06.452	+0.029	13:32:08.004
9	1:06.842	+0.419	13:33:14.846
10	1:06.491	+0.068	13:34:21.337
11	1:06.423		13:35:27.760

(2) Vivien Michelle Reit

Runde	Rundenzeit	Diff.	Tageszeit
1	1:11.775	+5.702	13:24:11.533
2	1:15.033	+8.960	13:25:26.566
3	1:08.550	+2.477	13:26:35.116
4	1:08.240	+2.167	13:27:43.356
5	1:06.986	+0.913	13:28:50.342
6	1:06.405	+0.332	13:29:56.747
7	1:06.073		13:31:02.820
8	1:06.265	+0.192	13:32:09.085
9	1:06.116	+0.043	13:33:15.201
10	1:06.328	+0.255	13:34:21.529
11	1:06.409	+0.336	13:35:27.938

(24) Max Bolzenius

Runde	Rundenzeit	Diff.	Tageszeit
1	1:12.071	+4.953	13:24:12.791
2	1:09.518	+2.400	13:25:22.309
3	1:08.202	+1.084	13:26:30.511
4	1:07.127	+0.009	13:27:37.638
5	1:08.052	+0.934	13:28:45.690
6	1:08.013	+0.895	13:29:53.703
7	1:07.708	+0.590	13:31:01.411
8	1:08.271	+1.153	13:32:09.682
9	1:07.441	+0.323	13:33:17.123
10	1:07.182	+0.064	13:34:24.305
11	1:07.118		13:35:31.423

(13) Maximilian Rissler

Runde	Rundenzeit	Diff.	Tageszeit
1	1:11.785	+2.364	13:24:13.224
2	1:10.307	+0.886	13:25:23.531
3	1:09.421		13:26:32.952
4	1:10.003	+0.582	13:27:42.955
5	1:11.492	+2.071	13:28:54.447
6	1:10.315	+0.894	13:30:04.762
7	1:10.687	+1.266	13:31:15.449
8	1:11.011	+1.590	13:32:26.460
9	1:10.497	+1.076	13:33:36.957
10	1:10.074	+0.653	13:34:47.031
11	1:11.008	+1.587	13:35:58.039

41. ADAC/AC Rügenach Kartrennen

World Formula + RK1

Hunsrückring 1,377 Km

Rennen 8 2 Lauf


Version 2

05.07.2015 15:20

Rennen (11 Runden)

14	2	24
	27	28
13	10	26
	25	26
12	77	28
	23	24
11	12	16
	21	22
10	8	23
	19	20
9	75	21
	17	18
8	11	14
	15	16
7	121	54
	13	14
6	124	4
	11	12
5	3	27
	9	10
4	17	7
	7	8
3	5	19
	5	6
2	125	6
	3	4
1	18	122
	1	2

POLE POSITION 1



Reg-Nr.: 707/2015

Orbits

Rennleiter: Dominik Rösch

Zeitnahme: Monika Riehmers

Schiedsgericht: Andreas Henke

Aushang: Uhr:


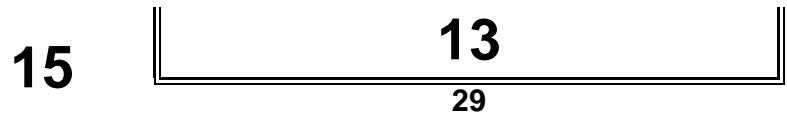



41.ADAC/AC Rübenach Kartrennen

World Formula + RK1
Rennen 8 2 Lauf
Rennen (11 Runden)

Hunsrückring 1,377 Km
05.07.2015 15:20

Version 2



Reg-Nr.: 707/2015 Orbits

Rennleiter: Dominik Rösch Zeitnahme: Monika Riehmers

Schiedsgericht: Andreas Henke

Aushang: Uhr:

Gedruckt: 05.07.2015 14:10:31



41. ADAC/AC Rügenach Kartrennen

World Formula + RK1

Hunsrückring 1,377 Km

Rennen 8 2 Lauf

Version 3

05.07.2015 15:20

Rennen (10 Runden) gestartet um 15:49:44

Pos.	Nr.	Ga	Name	Nat.-Wohnort	Fabrikat	Bewerber/Sponsor	Rnd.	Gesamtzeit	Diff.	Beste Zeit	In Rd.	Pkt.
1	18		Pascal Wlodarczyk	GER-Wolkenried	CRG / Briggs & Stratton	Alljo Hima Racing Team / Fuldaer AC	10	11:04.530		1:05.844	10	20
2	6		Elias Sauerbier	GER-Geismar	LH / Briggs & Stratton	Alljo-Hima-Kart-Team / ADAC Hessen-	10	11:04.605	0.075	1:05.419	5	18
3	5		Simon Voghofer	GER-Hagen	Sodi / Briggs & Stratton	Beule Kart Racing Team / Hagener AC	10	11:04.903	0.373	1:05.122	10	16
4	27		Philipp Britz	GER-Saarbrücken	Swiss Corse / Briggs & S	VdM Bischmisheim / PJM Motorsport	10	11:06.003	1.473	1:05.741	10	15
5	19		Jonas Wollscheid	GER-Castrop-Rauxel	PCR / Briggs & Stratton	Beule Kart Racing Team / MSC Bergst.	10	11:06.465	1.935	1:05.463	8	14
6	122		Emely Schmidt	GER-Neukirchen	MS Kart / RK 1	MSC Homberg / ADAC Hessen-Thüring	10	11:06.649	2.119	1:05.445	5	20
7	124		Christian Wachter	GER-Kaiserslautern	Intrepid / RK 1	Rennsport Wachter / Dolmetscher- un	10	11:06.877	2.347	1:05.864	10	18
8	4		Nico Noel Manka	GER-Unna	Lewis Hamilton / Briggs	Beule Kart Racing Team / MSC Bork	10	11:07.540	3.010	1:05.785	5	13
9	121		Dominik Hamm	GER-Büttelborn	Intrepid / RK1	HAC Simmern / Wilk Sport / ADAC Mit	10	11:07.846	3.316	1:05.920	6	16
10	8		Max Rosam	GER-Taunusstein	PCR / Briggs & Stratton	MSC Wolfhagen / ADAC Hessen-Thürin	10	11:08.619	4.089	1:05.556	9	12
11	11		Louis Rübe	GER-Wadersloh	Haase-Corsa / Briggs & :	AC Oelde	10	11:14.826	10.296	1:06.333	5	11
12	12		Nick Rommershausen	GER-Montabaur	CRG / Briggs & Stratton	AMC Arzbach	10	11:15.067	10.537	1:06.232	8	10
13	54		Ben Schimke	GER-Ober-Ramstadt	Kosmic / Briggs & Stratton	Alljo Hima Kart Team	10	11:19.405	14.875	1:05.994	9	9
14	21		Stefan Krenz	GER-Mülheim	PCR / Briggs & Stratton	MSC Mülheim e.V.	10	11:19.544	15.014	1:05.830	8	8
15	28		Tim Kiendl	GER-Bitburg	Birel / Briggs & Stratton	EMSC Bitburg	10	11:22.923	18.393	1:06.761	8	7
16	7		Justin Krasniqi	GER-Neuenrade	Sodi / Briggs & Stratton	Beule Kart Racing Team / IBG Goeke-	10	11:23.860	19.330	1:05.690	9	6
17	77		Moritz Winkler	GER-Bochum	Mach 1 / Briggs & Stratton	MSC Blau Gelb Essen / Thermo Racing	10	11:25.185	20.655	1:05.247	10	5
18	17		Marcel Schminke	GER-Bad Wildungen	PCR / Briggs & Stratton	MSC Wolfhagen / ADAC Hessen-Thürin	10	11:33.889	29.359	1:05.574	4	4
19	10		Philip Heine	GER-Bad Arolsen	PCR / Briggs & Stratton	MSC Wolfhagen	10	11:34.833	30.303	1:07.022	9	3
20	23		Louis Klinkhammer	GER-Krombach	PCR / Briggs & Stratton	MSC Mülheim e.V.	10	11:37.044	32.514	1:07.109	4	2
21	3		Tom Kölsch	GER-Wilnsdorf	Lewis Hamilton / Briggs	Beule Kart Racing Team / AMC Burbar	10	11:37.103	32.573	1:05.451	10	1
22	13		Maximilian Rissler	GER-Duisburg	Zanardi / Briggs & Stratton	Thermo Racing Team	10	11:42.520	37.990	1:08.723	5	1
23	24		Max Bolzenius	GER-Meschede	Birel / Briggs & Stratton	MSC Oeventrop	10	11:42.655	38.125	1:08.422	4	1
24	75		Tim Schürmann	GER-Meinerzhagen	Interpid / Briggs & Stra	AJT Halver / GCS / Mein Designer	10	11:54.742	50.212	1:06.097	5	1
25	16		Michel Boensmann	GER-Wuppertal	Haase-Corsa / Briggs & :	Thermo Racing Team	8	9:21.569	2 Runden	1:07.866	4	1
Nicht Klassifiziert (75% = 8 Rnd.)												
	125	Ja	Tobias Pfisterer	GER-Schlierbach	ART / RK 1	MCKT Kirchheim-Teck	6	6:45.121	4 Runden	1:05.702	6	0
	26		Niklas Schneider	GER-Koblenz	PCR / Briggs & Stratton		1	1:17.720	9 Runden	1:15.466	1	0
	14		JaneK Simmet	GER-Eppelborn	Swiss Corse / Briggs & S	MSC Losheim		1.478	10 Runden		0	0
DNS	2		Vivien Michelle Reit	GER-Waltrp	Lewis Hamilton / Briggs	Beule Kart Racing Team / MSC Herten			DNS		0	0

Bemerkungen

Ergebnis vorbehaltlich der technischen und sportlichen Nachuntersuchung

Gestartet: 28 Gewertet: 25 Nicht gewertet: 3

Vorsprung	Ø km/h	Beste Rundenzeit	km/h	Beste Runde von
0.075	74,597	1:05.122	76,122	5 - Simon Voghofer

Reg-Nr.: 707/2015

Orbits

Rennleiter: Dominik Rösch Zeitnahme: Monika Riehmers

Schiedsgericht: Andreas Henke

Aushang: Uhr:

Gedruckt: 05.07.2015 17:19:44

41. ADAC/AC Rügenach Kartrennen

World Formula + RK1

Hunsrückring 1,377 Km

Rennen 8 2 Lauf

Version 3

05.07.2015 15:20

Rennen (10 Runden) gestartet um 15:49:44

Pos.	Nr.	Ga	Name	Nat.-Wohnort	Fabrikat	Bewerber/Sponsor	Rnd.	Gesamtzeit	Diff.	Beste Zeit	In Rd.	Pkt.
RK1												
1	122		Emely Schmidt	GER-Neukirchen	MS Kart / RK 1	MSC Homberg / ADAC Hessen-Thüring	10	11:06.649		1:05.445	5	20
2	124		Christian Wachter	GER-Kaiserslautern	Intrepid / RK 1	Rennsport Wachter / Dolmetscher- un	10	11:06.877	0.228	1:05.864	10	18
3	121		Dominik Hamm	GER-Büttelborn	Intrepid / RK1	HAC Simmern / Wilk Sport / ADAC Mit	10	11:07.846	1.197	1:05.920	6	16
Nicht Klassifiziert (75% = 8 Rnd.)												
	125	Ja	Tobias Pfisterer	GER-Schlierbach	ART / RK 1	MCKT Kirchheim-Teck	6	6:45.121	4 Runden	1:05.702	6	0
World Formula												
1	18		Pascal Wlodarczyk	GER-Wolkenried	CRG / Briggs & Stratton	Alljo Hima Racing Team / Fuldaer AC	10	11:04.530		1:05.844	10	20
2	6		Elias Sauerbier	GER-Geismar	LH / Briggs & Stratton	Alljo-Hima-Kart-Team / ADAC Hessen-	10	11:04.605	0.075	1:05.419	5	18
3	5		Simon Voghofer	GER-Hagen	Sodi / Briggs & Stratton	Beule Kart Racing Team / Hagener AC	10	11:04.903	0.373	1:05.122	10	16
4	27		Philipp Britz	GER-Saarbrücken	Swiss Corse / Briggs & S	VdM Bischmisheim / PJM Motorsport	10	11:06.003	1.473	1:05.741	10	15
5	19		Jonas Wollscheid	GER-Castrop-Rauxel	PCR / Briggs & Stratton	Beule Kart Racing Team / MSC Bergst.	10	11:06.465	1.935	1:05.463	8	14
6	4		Nico Noel Manka	GER-Unna	Lewis Hamilton / Briggs	Beule Kart Racing Team / MSC Bork	10	11:07.540	3.010	1:05.785	5	13
7	8		Max Rosam	GER-Taunusstein	PCR / Briggs & Stratton	MSC Wolfhagen / ADAC Hessen-Thürin	10	11:08.619	4.089	1:05.556	9	12
8	11		Louis Rufe	GER-Wadersloh	Haase-Corsa / Briggs & :	AC Oelde	10	11:14.826	10.296	1:06.333	5	11
9	12		Nick Rommershausen	GER-Montabaur	CRG / Briggs & Stratton	AMC Arzbach	10	11:15.067	10.537	1:06.232	8	10
10	54		Ben Schimke	GER-Ober-Ramstadt	Kosmic / Briggs & Stratt	Alljo Hima Kart Team	10	11:19.405	14.875	1:05.994	9	9
11	21		Stefan Krenz	GER-Mülheim	PCR / Briggs & Stratton	MSC Mülheim e.V.	10	11:19.544	15.014	1:05.830	8	8
12	28		Tim Kiendl	GER-Bitburg	Birel / Briggs & Stratton	EMSC Bitburg	10	11:22.923	18.393	1:06.761	8	7
13	7		Justin Krasnqi	GER-Neuenrade	Sodi / Briggs & Stratton	Beule Kart Racing Team / IBG Goeke-	10	11:23.860	19.330	1:05.690	9	6
14	77		Moritz Winkler	GER-Bochum	Mach 1 / Briggs & Stratt	MSC Blau Gelb Essen / Thermo Racin	10	11:25.185	20.655	1:05.247	10	5
15	17		Marcel Schminke	GER-Bad Wildungen	PCR / Briggs & Stratton	MSC Wolfhagen / ADAC Hessen-Thürin	10	11:33.889	29.359	1:05.574	4	4
16	10		Phillip Heine	GER-Bad Arolsen	PCR / Briggs & Stratton	MSC Wolfhagen	10	11:34.833	30.303	1:07.022	9	3
17	23		Louis Klinkhammer	GER-Krombach	PCR / Briggs & Stratton	MSC Mülheim e.V.	10	11:37.044	32.514	1:07.109	4	2
18	3		Tom Kölsch	GER-Wilnsdorf	Lewis Hamilton / Briggs	Beule Kart Racing Team / AMC Burbac	10	11:37.103	32.573	1:05.451	10	1
19	13		Maximilian Rissler	GER-Duisburg	Zanardi / Briggs & Stratt	Thermo Racing Team	10	11:42.520	37.990	1:08.723	5	1
20	24		Max Bolzenius	GER-Meschede	Birel / Briggs & Stratton	MSC Oeventrop	10	11:42.655	38.125	1:08.422	4	1
21	75		Tim Schürmann	GER-Meinerzhagen	Interpid / Briggs & Stra	AJT Halver / GCS / Mein Designer	10	11:54.742	50.212	1:06.097	5	1
22	16		Michel Boensmann	GER-Wuppertal	Haase-Corsa / Briggs & :	Thermo Racing Team	8	9:21.569	2 Runden	1:07.866	4	1
Nicht Klassifiziert (75% = 8 Rnd.)												
	26		Niklas Schneider	GER-Koblenz	PCR / Briggs & Stratton		1	1:17.720	9 Runden	1:15.466	1	0
	14		Janek Simmet	GER-Eppelborn	Swiss Corse / Briggs & S	MSC Losheim		1.478	10 Runden		0	0
DNS	2		Vivien Michelle Reit	GER-Waltrp	Lewis Hamilton / Briggs	Beule Kart Racing Team / MSC Herten			DNS		0	0

Bemerkungen

Ergebnis vorbehaltlich der technischen und sportlichen Nachuntersuchung

Gestartet: 28 Gewertet: 25 Nicht gewertet: 3

Vorsprung	Ø km/h	Beste Rundenzeit	km/h	Beste Runde von
0.075	74,597	1:05.122	76,122	5 - Simon Voghofer

Reg-Nr.: 707/2015

Orbits

Rennleiter: Dominik Rösch Zeitnahme: Monika Riehmers

Schiedsgericht: Andreas Henke

Aushang: Uhr:

Gedruckt: 05.07.2015 17:20:22

41. ADAC/AC Rübenaach Kartrennen

World Formula + RK1

Hunsrückring 1,377 Km

Rennen 8 2 Lauf

05.07.2015 15:20

Rennen (10 Runden) gestartet um 15:49:44

Runde	Rundenzeit	Diff.	Tageszeit
(18) Pascal Wlodarczyk			
1	1:06.882	+1.038	15:50:51.810
2	1:06.986	+1.142	15:51:58.796
3	1:06.378	+0.534	15:53:05.174
4	1:06.322	+0.478	15:54:11.496
5	1:05.881	+0.037	15:55:17.377
6	1:08.184	+2.340	15:56:25.561
7	1:06.068	+0.224	15:57:31.629
8	1:05.895	+0.051	15:58:37.524
9	1:06.090	+0.246	15:59:43.614
10	1:05.844		16:00:49.458

Runde	Rundenzeit	Diff.	Tageszeit
(6) Elias Sauerbier			
1	1:07.819	+2.400	15:50:53.039
2	1:06.592	+1.173	15:51:59.631
3	1:06.332	+0.913	15:53:05.963
4	1:06.219	+0.800	15:54:12.182
5	1:05.419		15:55:17.601
6	1:08.158	+2.739	15:56:25.759
7	1:06.095	+0.676	15:57:31.854
8	1:05.774	+0.355	15:58:37.628
9	1:05.661	+0.242	15:59:43.289
10	1:06.244	+0.825	16:00:49.533

Runde	Rundenzeit	Diff.	Tageszeit
(5) Simon Voghofer			
1	1:07.719	+2.597	15:50:52.939
2	1:06.480	+1.358	15:51:59.419
3	1:09.286	+4.164	15:53:08.705
4	1:05.977	+0.855	15:54:14.682
5	1:06.111	+0.989	15:55:20.793
6	1:05.718	+0.596	15:56:26.511
7	1:06.137	+1.015	15:57:32.648
8	1:05.524	+0.402	15:58:38.172
9	1:06.537	+1.415	15:59:44.709
10	1:05.122		16:00:49.831

Runde	Rundenzeit	Diff.	Tageszeit
(27) Philipp Britz			
1	1:09.619	+3.878	15:50:55.340
2	1:06.860	+1.119	15:52:02.200
3	1:06.115	+0.374	15:53:08.315
4	1:06.278	+0.537	15:54:14.593
5	1:06.534	+0.793	15:55:21.127
6	1:05.984	+0.243	15:56:27.111
7	1:06.013	+0.272	15:57:33.124
8	1:05.887	+0.146	15:58:39.011
9	1:06.179	+0.438	15:59:45.190
10	1:05.741		16:00:50.931

Runde	Rundenzeit	Diff.	Tageszeit
(19) Jonas Wollscheid			
1	1:09.606	+4.143	15:50:54.949
2	1:06.929	+1.466	15:52:01.878
3	1:07.003	+1.540	15:53:08.881
4	1:06.252	+0.789	15:54:15.133
5	1:06.426	+0.963	15:55:21.559
6	1:06.000	+0.537	15:56:27.559
7	1:06.116	+0.653	15:57:33.675
8	1:05.463		15:58:39.138
9	1:06.131	+0.668	15:59:45.269
10	1:06.124	+0.661	16:00:51.393

Runde	Rundenzeit	Diff.	Tageszeit
(122) Emely Schmidt			
1	1:07.135	+1.690	15:50:52.138
2	1:07.937	+2.492	15:52:00.075
3	1:06.198	+0.753	15:53:06.273
4	1:06.019	+0.574	15:54:12.292

Runde	Rundenzeit	Diff.	Tageszeit
5	1:05.445		15:55:17.737
6	1:07.924	+2.479	15:56:25.661
7	1:06.424	+0.979	15:57:32.085
8	1:05.705	+0.260	15:58:37.790
9	1:07.118	+1.673	15:59:44.908
10	1:06.669	+1.224	16:00:51.577

Runde	Rundenzeit	Diff.	Tageszeit
(124) Christian Wachter			
1	1:08.476	+2.612	15:50:54.108
2	1:07.064	+1.200	15:52:01.172
3	1:07.245	+1.381	15:53:08.417
4	1:06.451	+0.587	15:54:14.868
5	1:06.338	+0.474	15:55:21.206
6	1:06.099	+0.235	15:56:27.305
7	1:06.202	+0.338	15:57:33.507
8	1:06.269	+0.405	15:58:39.776
9	1:06.165	+0.301	15:59:45.941
10	1:05.864		16:00:51.805

Runde	Rundenzeit	Diff.	Tageszeit
(4) Nico Noel Manka			
1	1:09.558	+3.773	15:50:55.448
2	1:06.817	+1.032	15:52:02.265
3	1:06.931	+1.146	15:53:09.196
4	1:06.679	+0.894	15:54:15.875
5	1:05.785		15:55:21.660
6	1:06.154	+0.369	15:56:27.814
7	1:06.237	+0.452	15:57:34.051
8	1:06.142	+0.357	15:58:40.193
9	1:06.081	+0.296	15:59:46.274
10	1:06.194	+0.409	16:00:52.468

Runde	Rundenzeit	Diff.	Tageszeit
(121) Dominik Hamm			
1	1:10.101	+4.181	15:50:56.017
2	1:06.804	+0.884	15:52:02.821
3	1:06.784	+0.864	15:53:09.605
4	1:06.659	+0.739	15:54:16.264
5	1:06.004	+0.084	15:55:22.268
6	1:05.920		15:56:28.188
7	1:06.196	+0.276	15:57:34.384
8	1:06.159	+0.239	15:58:40.543
9	1:06.014	+0.094	15:59:46.557
10	1:06.217	+0.297	16:00:52.774

Runde	Rundenzeit	Diff.	Tageszeit
(8) Max Rosam			
1	1:11.143	+5.587	15:50:57.764
2	1:07.082	+1.526	15:52:04.846
3	1:06.972	+1.416	15:53:11.818
4	1:06.788	+1.232	15:54:18.606
5	1:06.309	+0.753	15:55:24.915
6	1:05.946	+0.390	15:56:30.861
7	1:05.662	+0.106	15:57:36.523
8	1:05.822	+0.266	15:58:42.345
9	1:05.556		15:59:47.901
10	1:05.646	+0.090	16:00:53.547

Runde	Rundenzeit	Diff.	Tageszeit
(11) Louis Rufe			
1	1:10.508	+4.175	15:50:56.819
2	1:07.891	+1.558	15:52:04.710
3	1:08.922	+2.589	15:53:13.632
4	1:06.606	+0.273	15:54:20.238
5	1:06.333		15:55:26.571
6	1:06.577	+0.244	15:56:33.148
7	1:06.383	+0.050	15:57:39.531
8	1:06.686	+0.353	15:58:46.217
9	1:06.898	+0.565	15:59:53.115
10	1:06.639	+0.306	16:00:59.754

Runde	Rundenzeit	Diff.	Tageszeit
(12) Nick Rommershausen			
1	1:12.024	+5.792	15:50:58.811
2	1:06.920	+0.688	15:52:05.731
3	1:08.065	+1.833	15:53:13.796
4	1:06.693	+0.461	15:54:20.489
5	1:06.243	+0.011	15:55:26.732
6	1:07.031	+0.799	15:56:33.763
7	1:06.403	+0.171	15:57:40.166
8	1:06.232		15:58:46.398
9	1:06.796	+0.564	15:59:53.194
10	1:06.801	+0.569	16:00:59.995

Runde	Rundenzeit	Diff.	Tageszeit
(54) Ben Schimke			
1	1:11.319	+5.325	15:50:57.368
2	1:07.730	+1.736	15:52:05.098
3	1:07.633	+1.639	15:53:12.731
4	1:06.655	+0.661	15:54:19.386
5	1:06.360	+0.366	15:55:25.746
6	1:12.912	+6.918	15:56:38.658
7	1:06.655	+0.661	15:57:45.313
8	1:06.568	+0.574	15:58:51.881
9	1:05.994		15:59:57.875
10	1:06.458	+0.464	16:01:04.333

Runde	Rundenzeit	Diff.	Tageszeit
(21) Stefan Krenz			
1	1:14.587	+8.757	15:51:01.123
2	1:08.588	+2.758	15:52:09.711
3	1:07.759	+1.929	15:53:17.470
4	1:07.482	+1.652	15:54:24.952
5	1:07.591	+1.761	15:55:32.543
6	1:07.395	+1.565	15:56:39.938
7	1:06.289	+0.459	15:57:46.227
8	1:05.830		15:58:52.057
9	1:05.916	+0.086	15:59:57.973
10	1:06.499	+0.669	16:01:04.472

Runde	Rundenzeit	Diff.	Tageszeit
(28) Tim Kiendl			
1	1:12.566	+5.805	15:50:59.604
2	1:08.760	+1.999	15:52:08.364
3	1:08.435	+1.674	15:53:16.799
4	1:07.871	+1.110	15:54:24.670
5	1:07.263	+0.502	15:55:31.933
6	1:07.815	+1.054	15:56:39.748
7	1:07.261	+0.500	15:57:47.009
8	1:06.761		15:58:53.770
9	1:07.021	+0.260	16:00:00.791
10	1:07.060	+0.299	16:01:07.851

Runde	Rundenzeit	Diff.	Tageszeit
(7) Justin Krasniqi			
1	1:08.149	+2.459	15:50:53.594
2	1:21.490	+15.800	15:52:15.084
3	1:07.908	+2.218	15:53:22.992
4	1:06.502	+0.812	15:54:29.494
5	1:06.438	+0.748	15:55:35.932
6	1:08.164	+2.474	15:56:44.096
7	1:07.283	+1.593	15:57:51.379
8	1:05.979	+0.289	15:58:57.358
9	1:05.690		16:00:03.048
10	1:05.740	+0.050	16:01:08.788

Runde	Rundenzeit	Diff.	Tageszeit
(77) Moritz Winkler			
1	1:15.085	+9.838	15:51:01.955
2	1:08.207	+2.960	15:52:10.162
3	1:07.513	+2.266	15:53:17.675
4	1:07.466	+2.219	15:54:25.141

Reg-Nr.: 707/2015

Orbits

Rennleiter: Dominik Rösch Zeitnahme: Monika Riehmers

Schiedsgericht: Andreas Henke

Aushang: Uhr:

Gedruckt: 05.07.2015 16:03:30

41. ADAC/AC Rügenach Kartrennen

World Formula + RK1

Hunsrückring 1,377 Km

Rennen 8 2 Lauf

05.07.2015 15:20

Rennen (10 Runden) gestartet um 15:49:44

Runde	Rundenzeit	Diff.	Tageszeit
5	1:09.388	+4.141	15:55:34.529
6	1:09.615	+4.368	15:56:44.144
7	1:09.528	+4.281	15:57:53.672
8	1:05.702	+0.455	15:58:59.374
9	1:05.492	+0.245	16:00:04.866
10	1:05.247		16:01:10.113

(17) Marcel Schminke

Runde	Rundenzeit	Diff.	Tageszeit
1	1:08.065	+2.491	15:50:53.426
2	1:25.722	+20.148	15:52:19.148
3	1:08.437	+2.863	15:53:27.585
4	1:05.574		15:54:33.159
5	1:06.982	+1.408	15:55:40.141
6	1:05.934	+0.360	15:56:46.075
7	1:07.855	+2.281	15:57:53.930
8	1:12.048	+6.474	15:59:05.978
9	1:06.809	+1.235	16:00:12.787
10	1:06.030	+0.456	16:01:18.817

(10) Philip Heine

Runde	Rundenzeit	Diff.	Tageszeit
1	1:13.048	+6.026	15:51:00.219
2	1:08.619	+1.597	15:52:08.838
3	1:08.464	+1.442	15:53:17.302
4	1:07.490	+0.468	15:54:24.792
5	1:09.663	+2.641	15:55:34.455
6	1:09.815	+2.793	15:56:44.270
7	1:09.584	+2.562	15:57:53.854
8	1:11.811	+4.789	15:59:05.665
9	1:07.022		16:00:12.687
10	1:07.074	+0.052	16:01:19.761

(23) Louis Klinkhammer

Runde	Rundenzeit	Diff.	Tageszeit
1	1:10.198	+3.089	15:50:56.937
2	1:09.808	+2.699	15:52:06.745
3	1:07.269	+0.160	15:53:14.014
4	1:07.109		15:54:21.123
5	1:13.201	+6.092	15:55:34.324
6	1:09.736	+2.627	15:56:44.060
7	1:11.013	+3.904	15:57:55.073
8	1:11.333	+4.224	15:59:06.406
9	1:08.213	+1.104	16:00:14.619
10	1:07.353	+0.244	16:01:21.972

(3) Tom Kölsch

Runde	Rundenzeit	Diff.	Tageszeit
1	1:08.376	+2.925	15:50:53.867
2	1:24.946	+19.495	15:52:18.813
3	1:14.091	+8.640	15:53:32.904
4	1:09.449	+3.998	15:54:42.353
5	1:07.778	+2.327	15:55:50.131
6	1:07.351	+1.900	15:56:57.482
7	1:06.267	+0.816	15:58:03.749
8	1:05.726	+0.275	15:59:09.475
9	1:07.105	+1.654	16:00:16.580
10	1:05.451		16:01:22.031

(13) Maximilian Rissler

Runde	Rundenzeit	Diff.	Tageszeit
1	1:13.694	+4.971	15:51:01.541
2	1:10.573	+1.850	15:52:12.114
3	1:10.049	+1.326	15:53:22.163
4	1:08.938	+0.215	15:54:31.101
5	1:08.723		15:55:39.824
6	1:09.099	+0.376	15:56:48.923
7	1:08.798	+0.075	15:57:57.721
8	1:09.230	+0.507	15:59:06.951
9	1:11.049	+2.326	16:00:18.000
10	1:09.448	+0.725	16:01:27.448

(24) Max Bolzenius

Runde	Rundenzeit	Diff.	Tageszeit
1	1:14.110	+5.688	15:51:01.714
2	1:11.547	+3.125	15:52:13.261
3	1:09.615	+1.193	15:53:22.876
4	1:08.422		15:54:31.298
5	1:08.733	+0.311	15:55:40.031
6	1:09.094	+0.672	15:56:49.125
7	1:08.706	+0.284	15:57:57.831
8	1:09.299	+0.877	15:59:07.130
9	1:11.139	+2.717	16:00:18.269
10	1:09.314	+0.892	16:01:27.583

(75) Tim Schürmann

Runde	Rundenzeit	Diff.	Tageszeit
1	1:11.970	+5.873	15:50:58.408
2	1:07.227	+1.130	15:52:05.635
3	1:07.857	+1.760	15:53:13.492
4	1:06.633	+0.536	15:54:20.125
5	1:06.097		15:55:26.222
6	1:13.626	+7.529	15:56:39.848
7	1:15.312	+9.215	15:57:55.160
8	1:14.397	+8.300	15:59:09.557
9	1:14.784	+8.687	16:00:24.341
10	1:15.329	+9.232	16:01:39.670

(16) Michel Boensmann

Runde	Rundenzeit	Diff.	Tageszeit
1	1:12.583	+4.717	15:50:59.386
2	1:08.871	+1.005	15:52:08.257
3	1:08.431	+0.565	15:53:16.688
4	1:07.866		15:54:24.554
5	1:09.808	+1.942	15:55:34.362
6	1:09.471	+1.605	15:56:43.833
7	1:09.989	+2.123	15:57:53.822
8	1:12.675	+4.809	15:59:06.497

(125) Tobias Pfisterer

Runde	Rundenzeit	Diff.	Tageszeit
1	1:06.933	+1.231	15:50:51.983
2	1:07.025	+1.323	15:51:59.008
3	1:12.201	+6.499	15:53:11.209
4	1:07.204	+1.502	15:54:18.413
5	1:05.934	+0.232	15:55:24.347
6	1:05.702		15:56:30.049

(26) Niklas Schneider

Runde	Rundenzeit	Diff.	Tageszeit
1	1:15.466		15:51:02.648

Reg-Nr.: 707/2015

Orbits

Rennleiter: Dominik Rösch Zeitnahme: Monika Riehmers

Schiedsgericht: Andreas Henke

Aushang: Uhr:

Gedruckt: 05.07.2015 16:03:30

41.ADAC/AC Rübenach Kartrennen 05.07.15

Strecke: Hunsrückring
Tageswertung Klasse RK1

Version 3

Pos	Nr.	Vorname	Nachname	Pos Zeittraining	Punkte Rennen 1	Punkte Rennen 2	Punkte Gesamt
1	122	Emely	Schmidt	2	20	20	40
2	124	Christian	Wachter	3	16	18	34
3	121	Dominik	Hamm	4	15	16	31
4	125	Tobias	Pfisterer	1	18	0	18

Ergebnis vorbehaltlich der technischen und sportlichen Nachuntersuchung!!!

Rennleiter Dominik Rösch

Zeitnahme Monika Riehmers



Schiedsrichter Andreas Henke

Aushangzeit:

41.ADAC/AC Rübenach Kartrennen 05.07.15

Strecke: Hunsrückring

Version 3

Tageswertung Klasse World Formula

Pos	Nr.	Vorname	Nachname	Pos Zeittraining	Punkte Rennen 1	Punkte Rennen 2	Punkte Gesamt
1	18	Pascal	Wlodarczyk	4	20	20	40
2	6	Elias	Sauerbier	8	18	18	36
3	5	Simon	Voghofer	2	16	16	32
4	19	Jonas	Wollscheid	5	15	14	29
5	27	Philipp	Britz	6	11	15	26
6	4	Nico Noel	Manka	11	10	13	23
7	7	Justin	Krasniqi	12	13	6	19
8	11	Louis	Rüße	14	8	11	19
9	17	Marcel	Schminke	1	14	4	18
10	54	Ben	Schimke	17	9	9	18
11	8	Max	Rosam	9	4	12	16
12	3	Tom	Kölsch	3	12	1	13
13	21	Stefan	Krenz	16	5	8	13
14	12	Nick	Rommershausen	19	2	10	12
15	28	Tim	Kiendl	23	1	7	8
16	75	Tim	Schürmann	10	6	1	7
17	14	Janek	Simmet	13	7	0	7
18	77	Moritz	Winkler	7	1	5	6
19	23	Louis	Klinkhammer	21	3	2	5
20	10	Philip	Heine	15	1	3	4
21	16	Michel	Boensmann	20	1	1	2
22	24	Max	Bolzenius	24	1	1	2
23	13	Maximilian	Rissler	25	1	1	2
24	2	Vivien Michelle	Reit	18	1	0	1
25	26	Niklas	Schneider	22	1	0	1

Ergebnis vorbehaltlich der technischen und sportlichen Nachuntersuchung!!!

Rennleiter Dominik Rösch

Zeitnahme Monika Riehmers



Schiedsrichter Andreas Henke

Aushangzeit: