



Portimao 6 - 10.05.2015



KF

FIA
CIK KARTING
KF EUROPEAN
CHAMPIONSHIP

CIK-FIA European Championship (Rd1)

RESULTS BOOKLET










Championship standing after Portimao (PRT)

For information purposes. No official / regulatory value

Rnk	No	Driver	Nat	PRT QH	PRT F	GBR QH	GBR F	SWE QH	SWE F	Points
1	133	Hanley, Ben		10	25	-	-	-	-	35
2	144	Joyner, Tom		7	20	-	-	-	-	27
3	104	Tiene, Felice		9	16	-	-	-	-	25
4	111	Marcu, Dionisios		6	10	-	-	-	-	16
5	120	Vartanyan, Alexander		8	8	-	-	-	-	16
6	107	Janker, Hannes		1	13	-	-	-	-	14
7	105	Van Leeuwen, Martijn		0	11	-	-	-	-	11
8	101	Nielsen, Nicklas		3	7	-	-	-	-	10
9	151	Vips, Juri		0	9	-	-	-	-	9
10	106	Basz, Karol		4	3	-	-	-	-	7
11	112	Haapalainen, Tuomas		0	6	-	-	-	-	6
12	126	Correa, Juan		0	5	-	-	-	-	5
13	124	Lorandi, Leonardo		5	0	-	-	-	-	5
14	139	Lennox-Lamb, Jordon		0	4	-	-	-	-	4
15	143	Backman, Jessica		0	2	-	-	-	-	2
16	128	Roes Andersen, Casper		2	0	-	-	-	-	2
17	102	Verschoor, Richard		0	1	-	-	-	-	1
18	110	Moilanen, Aatu		0	0	-	-	-	-	0
19	117	Gadois, Alexandre		0	0	-	-	-	-	0
20	137	Barnicoat, Benjamin		0	0	-	-	-	-	0
21	156	Armstrong, Marcus		0	0	-	-	-	-	0
22	142	Valtanen, Juho		0	0	-	-	-	-	0
23	114	Skaras, Emil		0	0	-	-	-	-	0
24	134	Jochimsen, Andreas		0	0	-	-	-	-	0
25	127	Lessennes, Benjamin		0	0	-	-	-	-	0
26	145	Dahlberg, Alexander		0	0	-	-	-	-	0
27	153	Pits, Andry		0	0	-	-	-	-	0
28	129	Baciuska, Rokas		0	0	-	-	-	-	0
29	109	Maestranzi, Marco		0	0	-	-	-	-	0
30	150	Bale, Thomas Michael		0	0	-	-	-	-	0
31	157	Haublin, Thibaut		0	0	-	-	-	-	0
32	123	Travisanutto, Lorenzo		0	0	-	-	-	-	0
33	149	Vigano, Matteo		0	0	-	-	-	-	0
34	155	Reicher, Simon		0	-	-	-	-	-	0
34	147	Nerman, Hugo		0	-	-	-	-	-	0
34	146	Johnsen, Sindre		0	-	-	-	-	-	0
34	141	Tiihonen, Niklas		0	-	-	-	-	-	0
34	140	Saarelainen, Sami		0	-	-	-	-	-	0
34	136	Viiliainen, Ville		0	-	-	-	-	-	0



Rnk	No	Driver	Nat	PRT QH	PRT F	GBR QH	GBR F	SWE QH	SWE F	Points
34	130	Tillett, Archie		0	-	-	-	-	-	0
34	122	Haaga, Anton		0	-	-	-	-	-	0
34	118	Semi, Valtteri		0	-	-	-	-	-	0
34	115	Potty, Maxime		0	-	-	-	-	-	0
34	108	Hodgson, Oliver		0	-	-	-	-	-	0

Portimao 6 - 10.05.2015

KF

CIK-FIA European Championship (Rd1)

FIA
CIK KARTING
KF EUROPEAN
CHAMPIONSHIP



Final **Phase**





Portimao 6 - 10.05.2015



KF



CIK-FIA European Championship (Rd1)

KF

Final Results

Document 55.1 OFFICIAL

Subject to scrutineering & sporting investigations

Rnk	No.	Entrant	Nat	Driver	Nat	Equipment	Laps	Gap	Interv.	Best Lap	[QP-QH-PF]
1	133	Mad-Croc Karting	ITA	Hanley, Ben	GBR	Croc Promotions / TM Racing / Vega	20			57.123	[4-1-1]
2	144	Strakka Bhaitech	SWE	Joyner, Tom	GBR	Zanardi / TM Racing / Vega	20	2.626	2.626	57.230	[2-4-5]
3	104	CRG SpA	ITA	Tiene, Felice	ITA	CRG / Parilla / Vega	20	5.667	3.041	57.290	[3-2-7]
4	107	TB Motorsport	DEU	Janker, Hannes	DEU	CRG / Parilla / Vega	20	6.249	0.582	57.295	[18-10-2]
5	105	CRG Keijzer Racing	NLD	Van Leeuwen, Martijn	NLD	CRG / TM Racing / Vega	20	6.702	0.453	57.347	[16-11-3]
6	111	Ward Racing	SWE	Marcu, Dionisios	ROU	Tony Kart / Vortex / Vega	20	7.258	0.556	57.212	[6-5-10]
7	151	Ricky Flynn Motorsport	GBR	Vips, Juri	EST	FA Kart / Vortex / Vega	20	8.261	1.003	57.237	[14-24-11]
8	120	Ward Racing	SWE	Vartanyan, Alexander	RUS	Tony Kart / Vortex / Vega	20	8.549	0.288	57.068	[1-3-9]
9	101	Tony Kart Racing Team	ITA	Nielsen, Nicklas	DNK	Tony Kart / Vortex / Vega	20	8.845	0.296	57.254	[15-8-8]
10	112	Mad-Croc Karting	ITA	Haapalainen, Tuomas	FIN	Croc Promotions / TM Racing / Vega	20	8.904	0.059	57.249	[17-14-14]
11	126	Energy Corse	ITA	Correa, Juan	USA	Energy Corse / TM Racing / Vega	20	9.046	0.142	57.316	[26-22-21]
12	139	Birel ART Srl	ITA	Lennox-Lamb, Jordon	GBR	Birel Art / Parilla / Vega	20	11.129	2.083	57.355	[29-12-20]
13	106	Kosmic Racing Dept	ITA	Basz, Karol	POL	Kosmic / Vortex / Vega	20	11.354	0.225	57.276	[10-7-29]
14	143	Kosmic Racing Dept	ITA	Backman, Jessica	SWE	Kosmic / Vortex / Vega	20	12.292	0.938	57.376	[36-23-17]
15	102	RB Racing SA	CHE	Verschoor, Richard	NLD	Exprit / Vortex / Vega	20	12.587	0.295	57.269	[25-35-33]
16	110	Ward Racing	SWE	Moilanen, Aatu	FIN	Tony Kart / Vortex / Vega	20	14.455	1.868	57.415	[11-18-23]
17	117	VDK Racing	GBR	Gadois, Alexandre	FRA	Kosmic / Parilla / Vega	20	14.745	0.290	57.410	[19-19-12]
18	137	Birel ART Srl	ITA	Barnicoat, Benjamin	GBR	Birel Art / Parilla / Vega	20	14.772	0.027	57.500	[23-17-25]
19	156	Tony Kart Racing Team	ITA	Armstrong, Marcus	NZL	Tony Kart / Vortex / Vega	20	15.551	0.779	57.373	[24-21-16]
20	142	Kohtala Sports	FIN	Valtanan, Juho	FIN	Kosmic / Vortex / Vega	20	16.480	0.929	57.386	[34-25-30]
21	199	Strakka Bhaitech	SWE	Azedo Sousa, Yohan	PRT	Zanardi / TM Racing / Vega	20	18.787	2.307	57.440	[35-27-18]
22	114	Ward Racing	SWE	Skaras, Emil	SWE	Tony Kart / Vortex / Vega	20	19.163	0.376	57.409	[30-30-32]
23	134	Team Storm Development	DNK	Jochimsen, Andreas	DNK	Kosmic / Vortex / Vega	20	19.312	0.149	57.056	[5-36-19]
24	127	CRG SpA	ITA	Lessennes, Benjamin	BEL	CRG / Parilla / Vega	20	20.067	0.755	57.639	[8-15-13]
25	145	Ward Racing	SWE	Dahlberg, Alexander	SWE	Tony Kart / Vortex / Vega	20	20.754	0.687	57.685	[32-37-34]
26	128	Ricky Flynn Motorsport	GBR	Roes Andersen, Casper	DNK	FA Kart / Vortex / Vega	20	21.221	0.467	57.611	[9-9-6]
27	153	Strakka Bhaitech	SWE	Pits, Andry	PRT	Zanardi / TM Racing / Vega	20	21.692	0.471	57.630	[21-26-24]
28	129	RB Racing SA	CHE	Baciuska, Rokas	LIT	Exprit / Vortex / Vega	20	21.860	0.168	57.689	[27-32-28]
29	109	Comer	ITA	Maestranzi, Marco	ITA	Top Kart / Parilla / Vega	12	8 Laps	8 Laps	57.696	[45-45-27]
30	124	Baby Race Srl	ITA	Lorandi, Leonardo	ITA	Tony Kart / Vortex / Vega	8	12 Laps	4 Laps	57.624	[7-6-4]
31	150	Ricky Flynn Motorsport	GBR	Bale, Thomas Michael	ARE	FA Kart / Vortex / Vega	4	16 Laps	4 Laps	57.803	[12-16-15]
32	157	VDK Racing	GBR	Haublin, Thibaut	BEL	Kosmic / Parilla / Vega	1	19 Laps	3 Laps	1:02.809	[40-20-31]
33	123	Scuderia PCR Srl	ITA	Trvisanutto, Lorenzo	ITA	PCR / TM Racing / Vega	0	20 Laps	1 Lap		[37-28-22]
34	149	Comer	ITA	Vigano, Matteo	ITA	Top Kart / Parilla / Vega	0	20 Laps	0.220		[33-13-26]

Leaders : No.133 Hanley, Ben (1-20)

Start Time : 10/05 - 14:22:23

Best Lap : No.134 Jochimsen, Andreas 57.056 96,59 Kph

Weather : Sunny Air : 29°C Track : Dry

Event Record : No.120 Vartanyan, Alexander 56.545 97,47 Kph



Portimao 6 - 10.05.2015



KF



CIK-FIA European Championship (Rd1)

KF

Final

Lap Chart

For information purposes. No official / regulatory value

	1	2	3	4	5	6	7	8	9	10	11	12	13	14	15	16	17	18	19	20	21	22	23	24	25	26	27	28	29	30	31	32	33	34
Grid	133	107	105	124	144	128	104	101	120	111	151	117	127	112	150	156	143	199	134	139	126	123	110	153	137	149	109	129	106	142	157	114	102	145
Start	133	107	105	124	128	144	101	104	111	117	112	120	156	151	199	127	139	150	143	123	153	134	149	126	110	137	129	106	142	157	102	109	114	145
Lap 1 Interval		0.8	0.1	0.1	0.3	0.4	0.2	0.2	0.1	0.3	0.1	0.0	0.1	0.1	0.1	0.3	0.3	1.1	0.1	0.1	0.0	0.0	0.0	0.0	0.1	0.1	0.2	0.0	0.2	0.2	1.1	1.9		
Lap 2	133	144	107	105	124	101	104	128	111	139	117	112	151	156	150	143	199	120	126	137	106	127	129	110	102	145	142	114	134	109	153			
Lap 3	133	144	105	107	124	101	104	139	111	128	112	117	151	150	156	143	120	126	137	199	106	127	110	102	129	142	114	145	134	109	153			
Lap 4	133	144	105	107	104	124	101	139	111	112	128	151	150	117	126	120	143	137	106	156	199	110	102	127	129	142	114	134	109	145	153			
Lap 5	133	144	105	107	104	124	101	111	139	112	151	128	117	126	120	143	137	106	199	110	156	102	127	129	142	114	134	109	145	153				
Lap 6	133	144	107	104	105	124	101	111	112	151	139	128	117	126	120	143	137	106	110	199	102	127	156	129	142	114	134	109	145	153				
Lap 7	133	144	104	107	105	101	111	112	124	151	139	128	126	120	117	143	137	106	110	102	199	127	156	142	114	129	134	109	145	153				
Lap 8	133	144	104	107	105	101	111	112	151	124	120	126	117	143	139	137	106	110	128	102	199	156	127	142	114	134	129	109	145	153				
Lap 9	133	144	104	107	105	101	111	151	112	120	126	117	143	139	106	137	110	102	128	199	156	142	114	127	134	129	109	145	153					
Lap 10	133	144	104	107	105	101	111	151	112	120	126	117	143	139	106	137	110	102	128	199	156	142	134	114	127	129	109	145	153					
Lap 11	133	144	104	107	105	101	111	151	112	120	126	117	143	139	106	137	110	102	128	156	199	142	134	114	127	129	109	145	153					
Lap 12	133	144	104	107	105	101	111	151	112	120	126	143	117	139	106	137	110	102	156	128	142	199	134	114	127	129	145	109	153					
Lap 13	133	144	104	107	105	101	111	151	120	112	126	143	139	106	117	110	102	137	156	142	128	199	134	114	127	129	145	153						
Lap 14	133	144	104	107	105	101	111	151	120	112	126	143	139	106	117	110	102	137	156	142	199	134	128	114	127	145	129	153						
Lap 15	133	144	104	107	105	101	111	151	120	112	126	139	143	106	117	110	102	137	156	142	199	134	114	128	127	145	129	153						
Lap 16	133	144	104	107	105	101	111	151	120	112	126	139	106	143	117	102	110	137	156	142	199	134	114	128	127	145	129	153						
Lap 17	133	144	104	107	105	111	101	151	120	112	126	139	106	143	117	102	110	137	156	142	199	134	114	128	127	145	129	153						



Portimao 6 - 10.05.2015



KF



CIK-FIA European Championship (Rd1)

KF

Final

Lap Chart

For information purposes. No official / regulatory value

Lap 18	133	144	104	107	105	111	151	120	101	112	126	139	106	143	102	117	110	137	156	142	199	134	114	127	145	128	129	153
		2.9	2.8	0.5	0.5	0.6	0.4	0.1	0.2	0.2	0.4	2.3	0.2	0.6	0.5	0.1	0.2	1.1	1.1	0.5	1.0	0.1	0.4	1.6	0.4	0.3	0.0	0.1
Lap 19	133	144	104	107	105	111	151	120	101	112	126	139	106	143	102	110	117	137	156	142	199	134	114	127	145	128	129	153
		3.0	2.9	0.6	0.3	0.5	0.5	0.1	0.3	0.4	0.2	2.3	0.2	0.7	0.3	0.8	0.1	0.9	1.1	0.4	1.6	0.1	0.1	1.6	0.5	0.4	0.1	0.0
Lap 20	133	144	104	107	105	111	151	120	101	112	126	139	106	143	102	110	117	137	156	142	199	114	134	127	145	128	153	129
		2.6	3.0	0.5	0.4	0.5	1.0	0.2	0.2	0.0	0.1	2.0	0.2	0.9	0.2	1.8	0.2	0.0	0.7	0.9	2.3	0.3	0.1	0.7	0.6	0.4	0.4	0.1



Final
Lap Time Analysis

For information purposes. No official / regulatory value

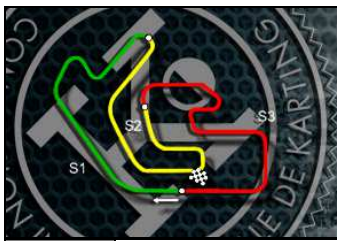
Laps	Sector 1	Sector 2	Sector 3	Lap Time	Laps	Sector 1	Sector 2	Sector 3	Lap Time	Laps	Sector 1	Sector 2	Sector 3	Lap Time
No.101 Nielsen, Nicklas					18	17.896	21.024	18.485	57.405	15	17.791	21.277	18.411	57.479
1	19.825	21.758	18.712	1:00.295	19	17.904	21.087	18.290	57.281	16	17.781	21.239	18.478	57.498
2	18.165	21.127	18.885	58.177	20	17.920	21.106	18.463	57.489	17	17.752	21.249	18.379	57.380
3	18.206	21.225	19.497	58.928	No.104 Tiene, Felice					18	17.755	21.219	18.380	57.354
4	18.291	21.206	18.561	58.058	1	19.820	21.737	18.978	1:00.535	19	17.804	21.220	18.397	57.421
5	18.008	21.276	18.343	57.627	2	18.667	21.343	18.831	58.841	20	17.832	21.264	18.421	57.517
6	17.982	21.194	18.703	57.879	3	17.997	21.223	18.686	57.906	No.106 Basz, Karol				
7	17.936	21.131	19.198	58.265	4	18.061	21.154	18.544	57.759	1	20.434	22.417	19.988	1:02.839
8	18.014	21.054	18.367	57.435	5	17.897	21.166	18.461	57.524	2	18.214	21.371	18.963	58.548
9	18.000	21.031	18.355	57.386	6	17.898	21.117	18.535	57.550	3	18.178	21.512	18.664	58.354
10	17.984	21.029	18.310	57.323	7	17.695	21.256	18.443	57.394	4	18.087	21.278	19.136	58.501
11	17.935	21.039	18.280	57.254	8	17.986	21.043	18.381	57.410	5	18.057	21.476	18.513	58.046
12	17.977	21.021	18.332	57.330	9	17.965	21.014	18.425	57.404	6	17.900	21.163	18.481	57.544
13	17.990	21.027	18.280	57.297	10	17.882	21.071	18.430	57.383	7	17.939	21.111	18.401	57.451
14	17.954	21.063	18.407	57.424	11	17.839	21.082	18.384	57.305	8	18.092	21.330	18.522	57.944
15	17.932	21.138	18.344	57.414	12	17.839	21.058	18.426	57.323	9	17.958	21.182	18.471	57.611
16	17.946	21.073	18.751	57.770	13	17.986	21.084	18.385	57.455	10	17.890	21.092	18.449	57.431
17	18.234	21.295	18.348	57.877	14	18.545	21.068	18.338	57.951	11	17.849	21.054	18.424	57.327
18	18.386	21.136	18.409	57.931	15	17.893	21.045	18.413	57.351	12	17.856	21.041	18.473	57.370
19	18.001	21.148	18.397	57.546	16	17.824	21.107	18.359	57.290	13	17.956	21.344	18.454	57.754
20	17.874	21.393	18.796	58.063	17	17.849	21.082	18.361	57.292	14	17.884	21.056	18.378	57.318
No.102 Verschoor, Richard					18	17.914	21.063	18.341	57.318	15	17.941	21.137	18.488	57.566
1	21.207	22.662	19.380	1:03.249	19	17.901	21.113	18.413	57.427	16	18.011	21.093	18.408	57.512
2	18.850	21.474	18.669	58.993	20	17.912	21.136	18.450	57.498	17	17.874	21.015	18.387	57.276
3	18.216	21.391	18.817	58.424	No.105 Van Leeuwen, Martijn					18	17.885	21.070	18.363	57.318
4	18.030	21.209	18.900	58.139	1	19.154	21.629	18.851	59.634	19	17.915	21.088	18.435	57.438
5	18.000	21.250	18.662	57.912	2	18.149	21.395	19.102	58.646	20	17.844	21.138	18.370	57.352
6	18.079	21.185	18.624	57.888	3	18.105	21.509	18.954	58.568	No.107 Janker, Hannes				
7	18.045	21.166	18.849	58.060	4	17.937	21.367	18.594	57.898	1	18.745	21.813	18.852	59.410
8	18.125	21.464	18.524	58.113	5	17.884	21.267	18.550	57.701	2	18.071	21.525	19.197	58.793
9	17.968	21.091	18.367	57.426	6	17.940	21.738	18.550	58.228	3	18.095	21.472	19.400	58.967
10	17.870	21.079	18.320	57.269	7	17.901	21.250	18.467	57.618	4	18.029	21.364	18.529	57.922
11	17.875	21.058	18.343	57.276	8	17.948	21.234	18.489	57.671	5	17.900	21.302	18.440	57.642
12	17.906	21.042	18.387	57.335	9	17.898	21.232	18.426	57.556	6	17.911	21.217	18.511	57.639
13	17.908	21.064	18.787	57.759	10	17.798	21.259	18.427	57.484	7	18.007	21.374	18.420	57.801
14	17.960	21.049	18.359	57.368	11	17.783	21.204	18.360	57.347	8	17.943	21.260	18.390	57.593
15	17.870	21.103	18.366	57.339	12	17.754	21.214	18.400	57.368	9	17.873	21.161	18.434	57.468
16	17.924	21.082	18.359	57.365	13	17.792	21.170	18.453	57.415	10	17.874	21.190	18.370	57.434
17	17.885	21.047	18.355	57.287	14	17.929	21.188	18.380	57.497	11	17.886	21.084	18.418	57.388



Final Lap Time Analysis

For information purposes. No official / regulatory value

Laps	Sector 1	Sector 2	Sector 3	Lap Time	Laps	Sector 1	Sector 2	Sector 3	Lap Time	Laps	Sector 1	Sector 2	Sector 3	Lap Time
12	17.815	21.083	18.397	57.295	17	17.964	21.127	18.425	57.516	14	17.794	21.126	18.329	57.249
13	17.828	21.117	18.392	57.337	18	17.875	21.118	18.429	57.422	15	17.840	21.104	18.369	57.313
14	18.262	21.230	18.301	57.793	19	17.903	21.163	18.599	57.665	16	17.824	21.092	18.412	57.328
15	17.819	21.193	18.390	57.402	20	17.988	21.600	18.956	58.544	17	17.844	21.140	18.435	57.419
16	17.838	21.178	18.337	57.353	No.111 Marcu, Dionisios					18	17.895	21.088	18.437	57.420
17	17.874	21.125	18.373	57.372	1	19.958	21.844	18.839	1:00.641	19	18.024	21.216	18.455	57.695
18	17.886	21.076	18.336	57.298	2	18.687	21.454	18.841	58.982	20	17.794	21.329	18.594	57.717
19	17.919	21.219	18.398	57.536	3	17.951	21.637	18.692	58.280	No.114 Skaras, Emil				
20	17.895	21.178	18.388	57.461	4	17.994	21.306	18.513	57.813	1	21.387	22.602	19.425	1:03.414
No.109 Maestranzi, Marco					5	17.839	21.451	18.420	57.710	2	19.294	21.479	19.784	1:00.557
1	23.579	22.310	18.926	1:04.815	6	17.857	21.161	18.516	57.534	3	18.044	21.472	18.680	58.196
2	18.482	21.422	19.775	59.679	7	17.980	21.171	19.043	58.194	4	18.000	21.210	18.599	57.809
3	18.344	21.443	18.618	58.405	8	18.120	21.238	18.535	57.893	5	18.012	21.164	18.609	57.785
4	17.977	21.661	18.617	58.255	9	17.855	21.197	18.386	57.438	6	18.103	21.196	18.602	57.901
5	18.124	21.394	18.673	58.191	10	17.789	21.261	18.369	57.419	7	18.108	21.276	18.589	57.973
6	18.109	21.350	18.566	58.025	11	17.781	21.182	18.343	57.306	8	18.023	21.492	19.017	58.532
7	18.068	21.315	18.503	57.886	12	17.784	21.165	18.371	57.320	9	18.047	21.178	18.418	57.643
8	18.074	21.273	18.568	57.915	13	17.777	21.192	18.391	57.360	10	17.872	21.407	19.103	58.382
9	18.027	21.194	18.475	57.696	14	17.768	21.143	18.301	57.212	11	17.851	21.099	18.483	57.433
10	17.982	21.250	18.505	57.737	15	17.740	21.176	18.384	57.300	12	18.143	21.398	18.488	58.029
11	18.086	21.300	18.599	57.985	16	17.764	21.175	18.375	57.314	13	18.156	21.252	18.625	58.033
12	18.189	21.619	18.794	58.602	17	17.926	21.237	18.321	57.484	14	17.884	21.116	18.550	57.550
No.110 Moilanen, Aatu					18	17.775	21.191	18.401	57.367	15	18.001	21.353	18.435	57.789
1	21.083	22.568	19.572	1:03.223	19	17.885	21.140	18.362	57.387	16	17.852	21.112	18.628	57.592
2	18.989	21.421	18.631	59.041	20	17.840	21.208	18.432	57.480	17	17.906	21.141	18.422	57.469
3	17.959	21.463	18.575	57.997	No.112 Haapalainen, Tuomas					18	17.879	21.081	18.449	57.409
4	18.124	21.512	18.660	58.296	1	20.318	22.111	18.768	1:01.197	19	17.926	21.310	18.509	57.745
5	18.202	21.494	18.712	58.408	2	18.522	21.491	18.958	58.971	20	18.181	21.433	19.047	58.661
6	17.807	21.213	18.570	57.590	3	17.983	21.356	18.879	58.218	No.117 Gadois, Alexandre				
7	17.882	21.132	18.483	57.497	4	17.876	21.270	18.781	57.927	1	20.040	21.981	18.899	1:00.920
8	18.146	21.342	18.475	57.963	5	17.828	21.188	18.434	57.450	2	18.696	21.528	18.712	58.936
9	18.060	21.238	18.456	57.754	6	17.925	21.255	18.426	57.606	3	18.035	21.576	19.181	58.792
10	17.852	21.140	18.423	57.415	7	17.842	21.133	18.782	57.757	4	17.928	22.194	18.601	58.723
11	17.826	21.161	18.432	57.419	8	18.162	21.242	18.423	57.827	5	17.887	21.360	18.477	57.724
12	17.816	21.173	18.487	57.476	9	18.001	21.385	18.421	57.807	6	17.955	21.285	18.545	57.785
13	17.840	21.218	18.627	57.685	10	17.835	21.231	18.437	57.503	7	18.092	21.525	18.431	58.048
14	17.849	21.225	18.448	57.522	11	17.761	21.207	18.343	57.311	8	17.981	21.265	18.433	57.679
15	17.866	21.160	18.418	57.444	12	17.803	21.138	18.420	57.361	9	17.944	21.244	18.407	57.595
16	17.873	21.151	18.769	57.793	13	18.168	21.261	18.405	57.834	10	18.000	21.236	18.442	57.678



Laps	Sector 1	Sector 2	Sector 3	Lap Time	Laps	Sector 1	Sector 2	Sector 3	Lap Time	Laps	Sector 1	Sector 2	Sector 3	Lap Time
11	17.782	21.210	18.418	57.410	8	18.805	21.322	18.475	58.602	17	17.997	21.189	18.510	57.696
12	17.989	21.245	18.883	58.117						18	18.101	21.343	18.506	57.950
13	18.544	21.447	18.488	58.479	No.126 Correa, Juan					19	18.001	21.236	18.531	57.768
14	17.953	21.187	18.429	57.569	1	21.028	22.315	19.452	1:02.795	20	17.969	21.234	18.698	57.901
15	17.918	21.249	18.405	57.572	2	18.138	21.466	18.627	58.231	No.128 Roes Andersen, Casper				
16	17.954	21.230	18.382	57.566	3	18.070	21.383	18.622	58.075	1	19.762	21.752	19.060	1:00.574
17	17.894	21.228	18.434	57.556	4	17.973	21.227	18.953	58.153	2	18.585	21.442	19.267	59.294
18	17.908	21.140	18.865	57.913	5	17.880	21.246	18.401	57.527	3	18.227	21.613	18.792	58.632
19	17.922	21.286	18.870	58.078	6	17.866	21.116	18.518	57.500	4	18.004	21.374	19.131	58.509
20	17.991	21.594	19.108	58.693	7	17.801	21.138	18.437	57.376	5	18.131	21.233	18.647	58.011
No.120 Vartanyan, Alexander					8	18.140	21.363	18.383	57.886	6	18.012	21.397	18.591	58.000
1	21.119	22.923	19.496	1:03.538	9	17.902	21.082	18.348	57.332	7	17.866	21.247	18.498	57.611
2	18.210	21.057	18.536	57.803	10	17.858	21.063	18.439	57.360	8	20.650	22.224	18.740	1:01.614
3	18.146	21.488	18.649	58.283	11	17.881	21.110	18.384	57.375	9	18.012	21.462	18.488	57.962
4	17.897	21.298	19.239	58.434	12	17.833	21.095	18.388	57.316	10	17.916	21.396	18.595	57.907
5	17.789	21.322	18.502	57.613	13	17.834	21.155	18.399	57.388	11	17.923	21.272	18.685	57.880
6	17.801	21.080	18.572	57.453	14	17.862	21.106	18.354	57.322	12	18.004	21.343	18.766	58.113
7	17.957	21.022	18.366	57.345	15	17.850	21.188	18.370	57.408	13	18.379	21.577	18.546	58.502
8	18.143	20.957	18.269	57.369	16	17.796	21.214	18.478	57.488	14	17.870	21.537	18.931	58.338
9	18.047	21.015	18.314	57.376	17	17.837	21.140	18.399	57.376	15	18.279	21.525	18.625	58.429
10	17.725	21.021	18.416	57.162	18	17.847	21.126	18.460	57.433	16	17.873	21.350	18.560	57.783
11	17.888	21.135	18.376	57.399	19	17.910	21.105	18.427	57.442	17	17.856	21.261	18.649	57.766
12	17.777	21.056	18.493	57.326	20	17.846	21.191	18.587	57.624	18	18.375	21.647	18.773	58.795
13	17.770	21.118	18.343	57.231	No.127 Lessennes, Benjamin					19	17.959	21.408	18.590	57.957
14	17.729	21.029	18.310	57.068	1	20.827	22.212	20.556	1:03.595	20	17.921	21.408	18.728	58.057
15	17.800	21.051	18.357	57.208	2	18.681	21.487	18.694	58.862	No.129 Baciuska, Rokas				
16	17.893	21.098	18.615	57.606	3	18.162	21.419	18.682	58.263	1	21.164	22.629	19.268	1:03.061
17	17.898	21.081	18.418	57.397	4	18.012	21.968	19.227	59.207	2	18.902	21.470	18.645	59.017
18	17.883	21.083	18.399	57.365	5	18.104	21.257	18.660	58.021	3	18.287	21.781	19.139	59.207
19	17.809	21.267	18.363	57.439	6	18.204	21.365	18.711	58.280	4	18.146	21.306	18.874	58.326
20	17.948	21.506	18.660	58.114	7	17.946	21.199	18.570	57.715	5	18.361	21.278	18.498	58.137
No.124 Lorandi, Leonardo					8	18.252	21.570	19.304	59.126	6	18.130	21.333	18.641	58.104
1	19.601	21.627	18.758	59.986	9	18.394	21.271	18.443	58.108	7	18.498	21.397	18.628	58.523
2	18.129	21.239	19.158	58.526	10	18.259	21.265	18.660	58.184	8	17.958	21.463	19.442	58.863
3	18.069	21.609	19.239	58.917	11	17.992	21.144	18.503	57.639	9	18.007	21.230	18.491	57.728
4	18.001	21.474	18.599	58.074	12	18.062	21.355	18.541	57.958	10	18.039	21.252	18.595	57.886
5	17.914	21.264	18.446	57.624	13	18.162	21.355	18.536	58.053	11	18.041	21.258	18.467	57.766
6	17.836	21.264	18.716	57.816	14	17.960	21.219	18.514	57.693	12	18.026	21.390	18.516	57.932
7	17.888	21.283	19.595	58.766	15	18.024	21.535	18.487	58.046	13	18.059	21.368	18.668	58.095



KF

Final

Lap Time Analysis

For information purposes. No official / regulatory value

Laps	Sector 1	Sector 2	Sector 3	Lap Time
14	18.321	21.478	18.530	58.329
15	17.956	21.560	18.585	58.101
16	17.988	21.265	18.436	57.689
17	18.028	21.235	18.494	57.757
18	18.016	21.315	18.585	57.916
19	18.096	21.401	18.555	58.052
20	17.956	21.374	19.205	58.535

No.133 Hanley, Ben

1	18.495	21.533	18.615	58.643
2	18.161	21.281	18.663	58.105
3	17.998	21.265	18.609	57.872
4	17.986	21.146	18.491	57.623
5	17.906	21.158	18.452	57.516
6	17.884	21.156	18.395	57.435
7	17.828	21.083	18.342	57.253
8	17.926	21.042	18.341	57.309
9	17.924	21.090	18.319	57.333
10	17.877	21.033	18.364	57.274
11	17.785	21.056	18.341	57.182
12	17.803	21.074	18.369	57.246
13	17.837	21.030	18.287	57.154
14	17.799	21.110	18.236	57.145
15	17.784	21.059	18.291	57.134
16	17.772	21.052	18.299	57.123
17	17.826	21.052	18.298	57.176
18	17.846	21.014	18.289	57.149
19	17.805	21.114	18.373	57.292
20	17.822	21.270	18.694	57.786

No.134 Jochimsen, Andreas

1	21.821	23.070	19.497	1:04.388
2	19.225	21.446	19.913	1:00.584
3	18.129	21.451	18.837	58.417
4	18.014	21.510	18.539	58.063
5	17.926	21.112	18.514	57.552
6	17.965	21.017	18.666	57.648
7	18.197	21.310	18.611	58.118
8	18.001	21.397	18.976	58.374
9	18.100	21.210	18.460	57.770
10	17.852	21.133	18.832	57.817

Laps	Sector 1	Sector 2	Sector 3	Lap Time
11	17.755	20.989	18.460	57.204
12	18.349	21.410	18.443	58.202
13	18.063	21.120	18.930	58.113
14	17.751	21.043	18.627	57.421
15	17.762	20.995	18.343	57.100
16	17.908	21.342	19.141	58.391
17	17.771	20.968	18.317	57.056
18	17.854	21.063	18.609	57.526
19	17.952	21.540	18.540	58.032
20	18.156	21.472	19.344	58.972

No.137 Barnicoat, Benjamin

1	20.693	22.705	19.536	1:02.934
2	18.462	21.204	18.743	58.409
3	18.094	21.481	18.592	58.167
4	18.000	21.242	19.394	58.636
5	17.998	21.244	18.418	57.660
6	18.049	21.149	18.438	57.636
7	17.943	21.135	18.422	57.500
8	18.325	21.324	18.509	58.158
9	18.316	21.165	18.487	57.968
10	17.997	21.161	18.431	57.589
11	17.940	21.212	18.423	57.575
12	17.920	21.192	18.432	57.544
13	17.910	21.292	19.469	58.671
14	17.977	21.208	18.422	57.607
15	17.964	21.250	18.421	57.635
16	17.942	21.273	18.383	57.598
17	17.991	21.182	18.425	57.598
18	18.067	21.229	18.410	57.706
19	17.985	21.230	18.368	57.583
20	17.980	21.303	18.522	57.805

No.139 Lennox-Lamb, Jordan

1	19.832	21.960	18.913	1:00.705
2	18.382	21.382	18.824	58.588
3	18.008	21.346	18.714	58.068
4	17.934	21.273	18.585	57.792
5	17.934	21.752	18.537	58.223
6	18.753	21.225	18.515	58.493
7	17.828	21.200	18.475	57.503

Laps	Sector 1	Sector 2	Sector 3	Lap Time
8	20.264	21.345	18.588	1:00.197
9	17.889	21.167	18.434	57.490
10	17.780	21.187	18.443	57.410
11	17.756	21.187	18.442	57.385
12	17.757	21.148	18.455	57.360
13	17.979	21.159	18.462	57.600
14	17.928	21.080	18.413	57.421
15	17.898	21.253	18.472	57.623
16	17.783	21.142	18.440	57.365
17	17.816	21.176	18.442	57.434
18	17.830	21.133	18.425	57.388
19	17.831	21.171	18.484	57.486
20	17.711	21.205	18.439	57.355

No.142 Valtanen, Juh

1	21.205	22.682	19.220	1:03.107
2	19.589	21.550	19.789	1:00.928
3	17.942	21.261	18.460	57.663
4	17.959	21.189	18.630	57.778
5	18.087	21.694	18.438	58.219
6	18.221	21.239	18.575	58.035
7	18.106	21.296	18.381	57.783
8	18.143	21.576	19.059	58.778
9	17.908	21.129	18.349	57.386
10	17.841	21.233	18.473	57.547
11	17.991	21.220	18.814	58.025
12	18.008	21.128	18.406	57.542
13	18.077	21.329	18.360	57.766
14	17.963	21.146	18.493	57.602
15	17.906	21.224	18.450	57.580
16	17.893	21.137	18.469	57.499
17	17.881	21.104	18.442	57.427
18	17.915	21.101	18.414	57.430
19	17.860	21.176	18.430	57.466
20	17.908	21.297	18.695	57.900

No.143 Backman, Jessica

1	20.564	22.165	19.164	1:01.893
2	18.178	21.655	19.036	58.869
3	18.138	21.505	18.807	58.450
4	18.338	21.300	19.349	58.987



Final Lap Time Analysis

For information purposes. No official / regulatory value

Laps	Sector 1	Sector 2	Sector 3	Lap Time
5	17.862	21.317	18.606	57.785
6	17.860	21.173	18.534	57.567
7	17.785	21.177	18.569	57.531
8	18.059	21.279	18.517	57.855
9	17.969	21.100	18.437	57.506
10	17.899	21.129	18.483	57.511
11	17.769	21.146	18.461	57.376
12	17.815	21.148	18.541	57.504
13	18.016	21.155	18.495	57.666
14	17.872	21.105	18.482	57.459
15	18.205	21.288	18.534	58.027
16	17.901	21.596	18.400	57.897
17	17.917	21.129	18.491	57.537
18	17.871	21.100	18.460	57.431
19	17.927	21.112	18.489	57.528
20	17.875	21.146	18.514	57.535

No.144 Joyner, Tom				
Laps	Sector 1	Sector 2	Sector 3	Lap Time
1	18.769	21.728	18.882	59.379
2	18.162	21.418	18.735	58.315
3	17.999	21.385	18.673	58.057
4	17.934	21.224	18.574	57.732
5	17.827	21.154	18.464	57.445
6	17.820	21.173	18.433	57.426
7	17.798	21.072	18.444	57.314
8	17.799	21.175	18.430	57.404
9	17.761	21.184	18.457	57.402
10	17.846	21.136	18.422	57.404
11	17.737	21.143	18.370	57.250
12	17.784	21.113	18.463	57.360
13	17.786	21.067	18.377	57.230
14	17.758	21.149	18.327	57.234
15	17.762	21.207	18.400	57.369
16	17.779	21.137	18.392	57.308
17	17.807	21.174	18.392	57.373
18	17.817	21.161	18.377	57.355
19	17.752	21.145	18.469	57.366
20	17.810	21.193	18.396	57.399

No.145 Dahlberg, Alexander				
Laps	Sector 1	Sector 2	Sector 3	Lap Time
1	20.702	22.770	19.551	1:03.023

Laps	Sector 1	Sector 2	Sector 3	Lap Time
2	19.185	21.540	19.934	1:00.659
3	18.449	21.513	18.758	58.720
4	18.373	22.068	19.024	59.465
5	18.049	21.259	18.589	57.897
6	18.020	21.201	18.559	57.780
7	18.081	21.231	18.593	57.905
8	18.009	21.293	18.660	57.962
9	18.059	21.169	18.609	57.837
10	17.980	21.150	18.570	57.700
11	18.003	21.166	18.602	57.771
12	17.862	21.425	18.507	57.794
13	17.986	21.171	18.591	57.748
14	18.018	21.460	18.559	58.037
15	17.892	21.365	18.527	57.784
16	17.922	21.267	18.496	57.685
17	18.015	21.161	18.535	57.711
18	18.125	21.359	18.558	58.042
19	17.999	21.282	18.540	57.821
20	18.007	21.187	18.874	58.068

No.150 Bale, Thomas Michael				
Laps	Sector 1	Sector 2	Sector 3	Lap Time
1	20.507	22.070	19.018	1:01.595
2	18.350	21.644	19.126	59.120
3	17.961	21.474	18.593	58.028
4	17.905	21.425	18.473	57.803

No.151 Vips, Juri				
Laps	Sector 1	Sector 2	Sector 3	Lap Time
1	20.523	22.036	18.739	1:01.298
2	18.444	21.584	19.259	59.287
3	18.024	21.195	18.751	57.970
4	18.028	21.457	18.479	57.964
5	17.793	21.190	18.416	57.399
6	18.214	21.220	18.398	57.832
7	17.862	21.051	18.473	57.386
8	18.457	21.175	18.381	58.013
9	17.934	20.989	18.314	57.237
10	17.882	21.184	18.389	57.455
11	17.836	21.106	18.382	57.324
12	17.846	21.075	18.418	57.339
13	17.842	21.084	18.417	57.343
14	17.848	21.067	18.335	57.250

Laps	Sector 1	Sector 2	Sector 3	Lap Time
15	17.760	21.144	18.407	57.311
16	17.816	21.116	18.640	57.572
17	17.847	21.173	18.370	57.390
18	17.768	21.208	18.375	57.351
19	17.793	21.324	18.389	57.506
20	17.904	21.566	18.476	57.946

No.153 Pits, Andry				
Laps	Sector 1	Sector 2	Sector 3	Lap Time
1	20.906	27.691	18.849	1:07.446
2	18.194	21.354	18.653	58.201
3	18.201	21.261	18.658	58.120
4	18.158	21.487	19.324	58.969
5	18.141	21.293	18.609	58.043
6	18.012	21.242	18.513	57.767
7	18.089	21.236	18.524	57.849
8	18.069	21.249	18.646	57.964
9	18.166	21.233	18.633	58.032
10	17.937	21.227	18.466	57.630
11	18.050	21.274	18.556	57.880
12	17.962	21.346	18.718	58.026
13	17.931	21.208	18.679	57.818
14	17.921	21.212	18.597	57.730
15	18.042	21.447	18.555	58.044
16	18.057	21.215	18.531	57.803
17	17.974	21.209	18.584	57.767
18	17.964	21.233	18.577	57.774
19	18.128	21.436	18.437	58.001
20	18.082	21.269	18.923	58.274

No.156 Armstrong, Marcus				
Laps	Sector 1	Sector 2	Sector 3	Lap Time
1	20.398	22.308	18.813	1:01.519
2	18.478	21.705	19.095	59.278
3	18.223	21.554	18.603	58.380
4	18.078	21.450	20.386	59.914
5	18.542	21.430	18.726	58.698
6	18.637	21.302	18.767	58.706
7	18.006	21.181	18.550	57.737
8	18.214	21.557	18.713	58.484
9	18.002	21.055	18.401	57.458
10	18.001	21.070	18.685	57.756
11	18.034	21.160	18.629	57.823



Laps	Sector 1	Sector 2	Sector 3	Lap Time
12	18.017	21.117	18.555	57.689
13	18.149	21.152	18.443	57.744
14	17.993	21.041	18.388	57.422
15	18.078	21.065	18.369	57.512
16	17.996	21.129	18.405	57.530
17	18.014	21.097	18.366	57.477
18	17.996	21.008	18.369	57.373
19	18.002	21.105	18.418	57.525
20	18.018	21.092	18.359	57.469

No.157 Haublin, Thibaut

1	20.711	22.553	19.545	1:02.809
---	---------------	---------------	---------------	-----------------

No.199 Azedo Sousa, Yohan

1	19.937	22.096	18.801	1:00.834
2	18.927	21.715	19.607	1:00.249
3	18.823	21.532	18.862	59.217
4	18.048	21.752	18.882	58.682
5	18.189	21.386	18.546	58.121
6	18.068	21.266	19.071	58.405
7	17.991	21.250	19.092	58.333
8	18.257	21.543	18.435	58.235
9	18.035	21.134	18.446	57.615
10	18.010	21.278	18.658	57.946
11	17.948	21.271	19.126	58.345
12	18.546	21.430	18.420	58.396
13	17.885	21.285	18.467	57.637
14	17.987	21.140	18.362	57.489
15	17.908	21.209	18.377	57.494
16	17.878	21.434	18.480	57.792
17	17.982	21.168	18.290	57.440
18	17.883	21.298	18.575	57.756
19	17.952	21.556	18.568	58.076
20	18.098	21.526	18.931	58.555



Portimao 6 - 10.05.2015



KF



CIK-FIA European Championship (Rd1)

KF

Final
Starting Grid

Document 54

Subject to scrutineering & sporting investigations

102	Verschoor, Richard Exprit / Vortex / Vega		17	145	Dahlberg, Alexander Tony Kart / Vortex / Vega	
157	Haublin, Thibaut Kosmic / Parilla / Vega		16	114	Skaras, Emil Tony Kart / Vortex / Vega	
106	Basz, Karol Kosmic / Vortex / Vega		15	142	Valtanen, Juh Kosmic / Vortex / Vega	
109	Maestranzi, Marco Top Kart / Parilla / Vega		14	129	Baciuska, Rokas Exprit / Vortex / Vega	
137	Barnicoat, Benjamin Birel Art / Parilla / Vega		13	149	Vigano, Matteo Top Kart / Parilla / Vega	
110	Moilanen, Aatu Tony Kart / Vortex / Vega		12	153	Pits, Andry Zanardi / TM Racing / Vega	
126	Correa, Juan Energy Corse / TM Racing / Vega		11	123	Travisanutto, Lorenzo PCR / TM Racing / Vega	
134	Jochimsen, Andreas Kosmic / Vortex / Vega		10	139	Lennox-Lamb, Jordon Birel Art / Parilla / Vega	
143	Backman, Jessica Kosmic / Vortex / Vega		9	199	Azedo Sousa, Yohan Zanardi / TM Racing / Vega	
150	Bale, Thomas Michael FA Kart / Vortex / Vega		8	156	Armstrong, Marcus Tony Kart / Vortex / Vega	
127	Lessennes, Benjamin CRG / Parilla / Vega		7	112	Haapalainen, Tuomas Croc Promotions / TM Racing / Vega	
151	Vips, Juri FA Kart / Vortex / Vega		6	117	Gadois, Alexandre Kosmic / Parilla / Vega	
120	Vartanyan, Alexander Tony Kart / Vortex / Vega		5	111	Marcu, Dionisios Tony Kart / Vortex / Vega	
104	Tiene, Felice CRG / Parilla / Vega		4	101	Nielsen, Nicklas Tony Kart / Vortex / Vega	
144	Joyner, Tom Zanardi / TM Racing / Vega		3	128	Roes Andersen, Casper FA Kart / Vortex / Vega	
105	Van Leeuwen, Martijn CRG / TM Racing / Vega		2	124	Lorandi, Leonardo Tony Kart / Vortex / Vega	
133	Hanley, Ben Croc Promotions / TM Racing / Vega		1	107	Janker, Hannes CRG / Parilla / Vega	

POLE POSITION



Start : 10/05 - 14:20 20 Laps = 30,620 Km

Portimao (PRT) 07-10/05/2015

Timing by Apex Timing



Portimao 6 - 10.05.2015



KF



CIK-FIA European Championship (Rd1)

KF

Prefinal (PF)

Document 53.1 OFFICIAL

Results

Subject to scrutineering & sporting investigations

Rnk	No.	Entrant	Nat	Driver	Nat	Equipment	Laps	Gap	Interv.	Best Lap
1	133	Mad-Croc Karting	ITA	Hanley, Ben	GBR	Croc Promotions / TM Racing / Vega	14			57.227
2	▲8	107 TB Motorsport	DEU	Janker, Hannes	DEU	CRG / Parilla / Vega	14	1.318	1.318	57.091
3	▲8	105 CRG Keijzer Racing	NLD	Van Leeuwen, Martijn	NLD	CRG / TM Racing / Vega	14	1.915	0.597	57.068
4	▲2	124 Baby Race Srl	ITA	Lorandi, Leonardo	ITA	Tony Kart / Vortex / Vega	14	2.793	0.878	57.301
5	▼1	144 Strakka Bhaitech	SWE	Joyner, Tom	GBR	Zanardi / TM Racing / Vega	14	4.035	1.242	57.348
6	▲3	128 Ricky Flynn Motorsport	GBR	Roes Andersen, Casper	DNK	FA Kart / Vortex / Vega	14	4.193	0.158	57.251
7	▼5	104 CRG SpA	ITA	Tiene, Felice	ITA	CRG / Parilla / Vega	14	4.959	0.766	57.397
8	101	Tony Kart Racing Team	ITA	Nielsen, Nicklas	DNK	Tony Kart / Vortex / Vega	14	5.238	0.279	57.427
9	▼6	120 Ward Racing	SWE	Vartanyan, Alexander	RUS	Tony Kart / Vortex / Vega	14	5.407	0.169	57.442
10	▼5	111 Ward Racing	SWE	Marcu, Dionisios	ROU	Tony Kart / Vortex / Vega	14	6.417	1.010	57.405
11	▲13	151 Ricky Flynn Motorsport	GBR	Vips, Juri	EST	FA Kart / Vortex / Vega	14	7.841	1.424	57.491
12	▲7	117 VDK Racing	GBR	Gadois, Alexandre	FRA	Kosmic / Parilla / Vega	14	9.072	1.231	57.174
13	▲2	127 CRG SpA	ITA	Lessennes, Benjamin	BEL	CRG / Parilla / Vega	14	10.001	0.929	57.348
14	112	Mad-Croc Karting	ITA	Haapalainen, Tuomas	FIN	Croc Promotions / TM Racing / Vega	14	10.391	0.390	57.459
15	▲1	150 Ricky Flynn Motorsport	GBR	Bale, Thomas Michael	ARE	FA Kart / Vortex / Vega	14	10.515	0.124	57.292
16	▲5	156 Tony Kart Racing Team	ITA	Armstrong, Marcus	NZL	Tony Kart / Vortex / Vega	14	11.474	0.959	57.545
17	▲6	143 Kosmic Racing Dept	ITA	Backman, Jessica	SWE	Kosmic / Vortex / Vega	14	12.039	0.565	57.549
18	▲9	199 Strakka Bhaitech	SWE	Azedo Sousa, Yohan	PRT	Zanardi / TM Racing / Vega	14	12.118	0.079	57.563
19	▲12	134 Team Storm Development	DNK	Jochimsen, Andreas	DNK	Kosmic / Vortex / Vega	14	12.218	0.100	57.291
20	▼8	139 Birel ART Srl	ITA	Lennox-Lamb, Jordon	GBR	Birel Art / Parilla / Vega	14	14.429	2.211	57.462
21	▲1	126 Energy Corse	ITA	Correa, Juan	USA	Energy Corse / TM Racing / Vega	14	14.649	0.220	57.380
22	▲6	123 Scuderia PCR Srl	ITA	Travisanutto, Lorenzo	ITA	PCR / TM Racing / Vega	14	16.062	1.413	57.519
23	▼5	110 Ward Racing	SWE	Moilanen, Aatu	FIN	Tony Kart / Vortex / Vega	14	17.394	1.332	57.602
24	▲2	153 Strakka Bhaitech	SWE	Pits, Andry	PRT	Zanardi / TM Racing / Vega	14	18.590	1.196	58.075
25	▼8	137 Birel ART Srl	ITA	Barnicoat, Benjamin	GBR	Birel Art / Parilla / Vega	14	18.836	0.246	57.848
26	▼13	149 Comer	ITA	Vigano, Matteo	ITA	Top Kart / Parilla / Vega	11	3 Laps	3 Laps	58.030
27	▲7	109 Comer	ITA	Maestranzi, Marco	ITA	Top Kart / Parilla / Vega	11	3 Laps	1.943	57.549
28	▲4	129 RB Racing SA	CHE	Baciuska, Rokas	LTU	Exprit / Vortex / Vega	9	5 Laps	2 Laps	57.958
29	▼22	106 Kosmic Racing Dept	ITA	Basz, Karol	POL	Kosmic / Vortex / Vega	3	11 Laps	6 Laps	58.169
30	▼5	142 Kohtala Sports	FIN	Valtanen, Juho	FIN	Kosmic / Vortex / Vega	3	11 Laps	2.869	58.636
31	▼11	157 VDK Racing	GBR	Haublin, Thibaut	BEL	Kosmic / Parilla / Vega	0	14 Laps	3 Laps	
32	▼3	114 Ward Racing	SWE	Skaras, Emil	SWE	Tony Kart / Vortex / Vega	0	14 Laps		
33	▼3	102 RB Racing SA	CHE	Verschoor, Richard	NLD	Exprit / Vortex / Vega	0	14 Laps	3.986	
34	▼1	145 Ward Racing	SWE	Dahlberg, Alexander	SWE	Tony Kart / Vortex / Vega	0	14 Laps	0.200	

Leaders : No.133 Hanley, Ben (1-14)

Start Time : 10/05 - 11:59:20

Best Lap : No.105 Van Leeuwen, Martijn 57.068 96,57 Kph

Weather : Sunny Air : 28°C Track : Dry

Event Record : No.120 Vartanyan, Alexander 56.545 97,47 Kph



Portimao 6 - 10.05.2015



KF



CIK-FIA European Championship (Rd1)

KF

Prefinal (PF)

Lap Chart

For information purposes. No official / regulatory value

	1	2	3	4	5	6	7	8	9	10	11	12	13	14	15	16	17	18	19	20	21	22	23	24	25	26	27	28	29	30	31	32	33	34
Grid	133	104	120	144	111	124	106	101	128	107	105	139	149	112	127	150	137	110	117	157	156	126	143	151	142	153	199	123	114	102	134	129	145	109
Start	133	104	144	124	120	101	111	106	128	107	105	149	139	127	112	137	156	150	126	151	117	143	153	142	157	123	199	134	102	110	145	109	129	
Lap 1 Interval		0.4	0.4	0.3	0.1	0.1	0.0	0.6	0.1	0.0	0.0	0.3	0.6	0.1	0.0	0.3	0.1	0.1	0.1	0.1	0.3	0.3	0.0	0.2	0.1	0.1	0.2	0.8	0.2	5.1				
Lap 2	133	144	124	104	107	120	128	101	105	149	111	139	106	137	126	151	112	156	127	117	150	142	143	123	199	109	153	129	134	110				
		0.7	0.6	0.1	0.0	0.1	0.2	0.2	0.0	0.6	0.3	0.1	0.1	0.4	0.4	0.1	0.4	0.1	0.1	0.2	0.1	0.2	0.3	0.2	0.2	0.1	0.3	0.8	0.1	4.5				
Lap 3	133	144	124	104	107	128	120	105	101	149	139	106	111	137	151	126	112	156	117	127	150	142	143	199	109	123	153	134	129	110				
		1.0	0.2	0.5	0.0	0.2	0.2	0.1	0.3	0.5	0.2	0.1	0.4	0.2	0.2	0.1	0.3	0.4	0.3	0.3	0.2	0.1	0.2	0.3	0.1	0.1	0.3	0.4	0.9	3.6				
Lap 4	133	124	144	107	104	105	128	120	101	149	111	137	151	126	112	156	117	127	150	143	199	109	123	153	134	139	129	110						
		1.3	0.1	0.2	0.5	0.0	1.3	0.1	0.1	0.2	0.9	0.4	0.1	0.1	0.2	0.2	0.1	0.1	0.2	0.7	0.6	0.1	0.2	0.3	0.5	1.1	0.6	2.0						
Lap 5	133	124	107	144	104	105	128	101	120	149	111	151	112	117	156	127	150	143	199	109	123	153	134	139	129	137	126	110						
		1.3	0.2	0.3	0.4	0.0	1.0	0.4	0.1	0.4	0.4	0.6	1.1	0.0	0.1	0.1	0.1	0.3	0.6	0.1	0.2	0.7	0.1	1.3	0.9	0.2	0.3	0.8						
Lap 6	133	124	107	144	104	105	128	101	120	111	149	151	112	156	117	127	150	143	199	109	123	134	153	139	129	137	126	110						
		1.1	0.3	0.5	0.4	0.0	1.1	0.1	0.2	0.9	0.0	0.6	1.5	0.2	0.2	0.0	0.1	0.2	0.3	0.1	0.3	0.6	0.7	0.9	1.4	0.1	0.0	0.7						
Lap 7	133	124	107	144	105	104	128	101	120	111	149	151	112	117	156	150	127	143	199	123	109	134	153	139	126	137	129	110						
		1.2	0.1	0.8	0.1	0.5	0.5	0.3	0.2	0.9	0.6	0.3	1.6	0.3	0.3	0.1	0.1	0.4	0.1	0.4	0.2	0.1	1.5	0.3	1.3	0.7	0.2	0.1						
Lap 8	133	107	124	105	144	104	128	101	120	111	151	149	112	117	156	127	150	143	199	123	134	109	139	153	126	137	110	129						
		1.5	0.2	0.4	0.5	0.4	0.3	0.3	0.2	0.9	1.1	0.2	1.2	0.3	0.3	0.2	0.1	0.4	0.1	0.4	0.1	0.3	1.7	0.5	0.7	1.0	0.3	0.2						
Lap 9	133	107	124	105	144	104	128	101	120	111	151	149	112	117	156	127	150	143	199	134	123	109	139	153	126	137	110	129						
		1.8	0.3	0.0	0.8	0.4	0.1	0.3	0.2	0.8	1.3	0.9	0.5	0.2	0.5	0.1	0.2	0.5	0.2	0.2	0.2	0.3	1.6	1.1	0.0	1.2	0.2	0.4						
Lap 10	133	107	105	124	144	128	104	101	120	111	151	112	149	117	127	150	156	143	199	134	123	109	139	126	153	110	137							
		1.7	0.3	0.4	0.7	0.7	0.2	0.0	0.1	0.8	1.3	1.7	0.1	0.1	0.6	0.3	0.2	0.3	0.0	0.4	0.2	0.1	1.5	1.1	0.8	0.8	0.1							
Lap 11	133	107	105	124	144	128	104	101	120	111	151	112	117	149	127	150	156	143	199	134	123	109	139	126	153	110	137							
		1.6	0.3	0.5	0.9	0.4	0.5	0.1	0.1	0.8	1.3	1.8	0.2	0.2	0.1	0.2	0.4	0.3	0.2	0.2	0.1	0.2	1.4	1.1	1.6	0.2	0.4							
Lap 12	133	107	105	124	144	128	104	101	120	111	151	112	117	127	150	156	143	199	134	139	126	123	110	153	137									
		1.5	0.3	0.9	0.9	0.2	0.6	0.1	0.1	0.8	1.4	1.7	0.1	0.2	0.7	0.3	0.2	0.1	0.4	2.4	0.4	0.9	1.2	0.3	0.2									
Lap 13	133	107	105	124	144	128	104	101	120	111	151	117	112	127	150	156	143	199	134	139	126	123	110	153	137									
		1.4	0.2	1.1	0.9	0.2	0.8	0.2	0.2	0.8	1.4	1.6	0.4	0.1	0.5	0.6	0.3	0.0	0.2	2.6	0.3	1.1	1.3	0.8	0.2									
Lap 14	133	107	105	124	144	128	104	101	120	111	151	117	127	112	150	156	143	199	134	139	126	123	110	153	137									
		1.3	0.5	0.8	1.2	0.1	0.7	0.2	0.1	1.0	1.4	1.2	0.9	0.3	0.1	0.9	0.5	0.0	0.1	2.2	0.2	1.4	1.3	1.1	0.2									

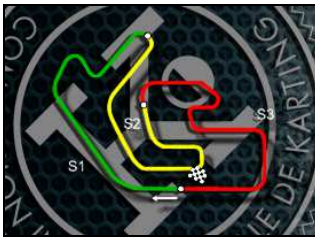


Prefinal (PF)

Lap Time Analysis

For information purposes. No official / regulatory value

Laps	Sector 1	Sector 2	Sector 3	Lap Time	Laps	Sector 1	Sector 2	Sector 3	Lap Time	Laps	Sector 1	Sector 2	Sector 3	Lap Time
No.101 Nielsen, Nicklas					9	17.720	21.143	18.359	57.222	No.110 Moilanen, Aatu				
1	18.978	21.943	19.289	1:00.210	10	17.787	21.175	18.291	57.253	1	28.393	21.989	19.157	1:09.539
2	18.483	21.537	19.096	59.116	11	17.822	21.094	18.325	57.241	2	18.337	21.479	18.816	58.632
3	18.523	21.375	18.655	58.553	12	17.762	21.023	18.315	57.100	3	18.232	21.353	18.647	58.232
4	18.105	21.597	19.205	58.907	13	17.782	21.029	18.257	57.068	4	18.164	21.517	18.634	58.315
5	17.966	21.392	18.514	57.872	14	17.806	21.238	18.518	57.562	5	18.059	21.289	18.625	57.973
6	17.944	21.059	18.440	57.443	No.106 Basz, Karol					6	18.097	21.197	18.539	57.833
7	17.978	21.136	18.453	57.567	1	20.455	22.486	19.123	1:02.064	7	18.192	21.213	18.579	57.984
8	17.933	21.094	18.488	57.515	2	18.129	21.456	18.910	58.495	8	18.076	21.266	18.542	57.884
9	17.942	21.128	18.390	57.460	3	18.215	21.400	18.554	58.169	9	18.030	21.177	18.516	57.723
10	17.946	21.108	18.617	57.671	No.107 Janker, Hannes					10	18.030	21.209	18.493	57.732
11	17.933	21.151	18.495	57.579	1	18.924	21.898	19.206	1:00.028	11	17.913	21.218	18.471	57.602
12	17.993	21.025	18.418	57.436	2	18.067	21.487	18.923	58.477	12	17.950	21.671	18.489	58.110
13	17.909	21.101	18.417	57.427	3	18.131	21.450	18.643	58.224	13	18.013	21.121	18.476	57.610
14	17.919	21.193	18.442	57.554	4	17.907	21.299	18.480	57.686	14	18.010	21.125	18.568	57.703
No.104 Tiene, Felice					5	17.849	21.342	18.487	57.678	No.111 Marcu, Dionisio				
1	18.990	22.024	19.105	1:00.119	6	17.905	21.136	18.444	57.485	1	19.414	22.135	19.466	1:01.015
2	18.215	21.632	19.289	59.136	7	17.887	21.117	18.444	57.448	2	18.718	21.761	18.838	59.317
3	18.007	21.442	18.783	58.232	8	18.044	21.115	18.370	57.529	3	18.719	21.489	18.667	58.875
4	18.304	21.375	18.605	58.284	9	17.903	21.331	18.368	57.602	4	18.542	21.621	18.592	58.755
5	17.929	21.398	18.576	57.903	10	17.874	21.082	18.376	57.332	5	17.979	21.258	18.519	57.756
6	17.908	21.233	18.497	57.638	11	17.806	21.101	18.324	57.231	6	17.950	21.173	18.463	57.586
7	18.273	21.261	18.492	58.026	12	17.796	21.050	18.245	57.091	7	17.949	21.083	18.488	57.520
8	17.990	21.238	18.515	57.743	13	17.827	20.998	18.307	57.132	8	17.910	21.153	18.445	57.508
9	17.958	21.150	18.489	57.597	14	17.780	21.086	18.358	57.224	9	17.899	21.145	18.361	57.405
10	17.884	21.186	19.072	58.142	No.109 Maestranzi, Marco					10	17.931	21.136	18.476	57.543
11	17.824	21.207	18.445	57.476	1	21.341	22.200	19.346	1:02.887	11	17.940	21.175	18.490	57.605
12	17.922	21.096	18.414	57.432	2	18.464	21.890	18.964	59.318	12	17.926	21.147	18.436	57.509
13	17.871	21.123	18.403	57.397	3	18.223	21.428	18.895	58.546	13	17.910	21.077	18.459	57.446
14	17.861	21.185	18.446	57.492	4	18.623	21.536	18.681	58.840	14	17.901	21.206	18.530	57.637
No.105 Van Leeuwen, Martijn					5	18.057	21.345	18.562	57.964	No.112 Haapalainen, Tuomas				
1	19.566	21.949	19.340	1:00.855	6	17.996	21.119	18.618	57.733	1	19.992	22.826	19.170	1:01.988
2	18.112	21.385	18.796	58.293	7	18.131	21.264	19.106	58.501	2	18.354	21.718	19.721	59.793
3	18.289	21.334	18.549	58.172	8	18.243	21.202	18.583	58.028	3	18.079	21.364	18.588	58.031
4	17.893	21.315	18.474	57.682	9	17.967	21.276	18.489	57.732	4	18.370	21.699	18.612	58.681
5	18.104	21.278	18.548	57.930	10	18.016	21.200	18.458	57.674	5	18.040	21.589	19.016	58.645
6	18.101	21.129	18.410	57.640	11	18.014	21.068	18.467	57.549	6	18.154	21.386	18.569	58.109
7	17.904	21.194	18.324	57.422						7	18.080	21.111	18.520	57.711
8	17.783	21.203	18.331	57.317						8	18.026	21.181	18.433	57.640



Prefinal (PF)

Lap Time Analysis

For information purposes. No official / regulatory value

Laps	Sector 1	Sector 2	Sector 3	Lap Time	Laps	Sector 1	Sector 2	Sector 3	Lap Time	Laps	Sector 1	Sector 2	Sector 3	Lap Time
9	18.068	21.117	18.379	57.564	3	18.116	22.048	18.866	59.030	12	18.022	21.399	18.350	57.771
10	18.013	21.130	18.681	57.824	4	18.651	21.566	18.760	58.977	13	17.934	21.037	18.409	57.380
11	17.941	21.309	18.462	57.712	5	18.013	21.352	18.591	57.956	14	17.909	21.120	18.377	57.406
12	17.998	21.032	18.429	57.459	6	17.960	21.198	18.603	57.761	No.127 Lessennes, Benjamin				
13	18.227	21.183	18.479	57.889	7	18.043	21.244	18.626	57.913	1	20.571	22.954	19.489	1:03.014
14	17.918	21.597	18.509	58.024	8	17.948	21.338	18.567	57.853	2	18.282	21.491	19.308	59.081
No.117 Gadois, Alexandre					9	18.177	21.263	18.432	57.872	3	18.469	21.719	18.625	58.813
1	20.554	22.643	19.681	1:02.878	10	17.897	21.254	18.649	57.800	4	18.293	21.335	18.588	58.216
2	18.149	21.641	19.186	58.976	11	17.843	21.151	18.525	57.519	5	18.101	21.404	18.896	58.401
3	18.054	21.732	18.505	58.291	12	17.990	25.100	18.538	1:01.628	6	18.244	21.190	18.867	58.301
4	18.330	21.405	18.605	58.340	13	17.935	21.153	18.449	57.537	7	18.390	21.262	18.420	58.072
5	17.891	21.460	18.970	58.321	14	18.006	21.163	18.507	57.676	8	18.090	21.137	18.462	57.689
6	17.906	21.646	18.963	58.515	No.124 Lorandi, Leonardo					9	17.978	21.105	18.341	57.424
7	17.823	21.233	18.470	57.526	1	18.615	22.049	19.240	59.904	10	18.028	21.495	18.320	57.843
8	17.937	21.144	18.555	57.636	2	18.122	21.571	18.959	58.652	11	17.962	21.069	18.418	57.449
9	17.917	21.152	18.389	57.458	3	17.968	21.273	18.661	57.902	12	18.005	21.064	18.279	57.348
10	17.948	21.173	18.724	57.845	4	18.018	21.321	18.509	57.848	13	17.987	21.076	18.485	57.548
11	17.850	21.413	18.444	57.707	5	18.006	21.312	18.507	57.825	14	18.016	21.010	18.483	57.509
12	17.950	21.082	18.373	57.405	6	17.934	21.040	18.459	57.433	No.128 Roes Andersen, Casper				
13	17.812	21.111	18.330	57.253	7	17.998	21.055	18.537	57.590	1	19.438	22.027	19.238	1:00.703
14	17.792	21.050	18.332	57.174	8	18.031	21.448	18.494	57.973	2	18.069	21.422	18.755	58.246
No.120 Vartanyan, Alexander					9	17.832	21.364	18.422	57.618	3	18.246	21.232	18.594	58.072
1	18.826	21.914	19.345	1:00.085	10	18.123	21.228	18.414	57.765	4	18.385	21.831	19.140	59.356
2	18.481	21.514	18.852	58.847	11	17.889	21.110	18.367	57.366	5	17.904	21.229	18.539	57.672
3	18.653	21.259	18.621	58.533	12	18.043	20.990	18.417	57.450	6	17.937	21.155	18.606	57.698
4	18.362	21.513	19.377	59.252	13	17.879	21.047	18.375	57.301	7	17.913	21.089	18.422	57.424
5	18.212	21.486	18.458	58.156	14	17.862	21.031	18.410	57.303	8	17.915	21.147	18.472	57.534
6	18.019	21.081	18.418	57.518	No.126 Correa, Juan					9	17.880	21.120	18.392	57.392
7	18.020	21.093	18.455	57.568	1	20.009	22.840	19.172	1:02.021	10	17.927	21.144	18.604	57.675
8	17.984	21.022	18.472	57.478	2	18.195	21.658	18.977	58.830	11	17.806	21.047	18.398	57.251
9	18.047	21.025	18.407	57.479	3	18.319	21.257	18.668	58.244	12	17.850	21.055	18.356	57.261
10	17.957	21.086	18.543	57.586	4	18.323	21.863	18.640	58.826	13	17.873	21.005	18.401	57.279
11	18.056	21.071	18.438	57.565	5	18.126	21.588	25.035	1:04.749	14	17.909	21.142	18.486	57.537
12	18.032	21.067	18.408	57.507	6	18.130	21.254	18.568	57.952	No.129 Baciуска, Rokas				
13	18.006	20.998	18.438	57.442	7	18.065	21.126	18.392	57.583	1	21.517	22.789	19.661	1:03.967
14	17.958	21.159	18.397	57.514	8	18.016	21.100	18.492	57.608	2	18.306	22.009	19.033	59.348
No.123 Trvisanutto, Lorenzo					9	18.062	21.114	18.436	57.612	3	18.670	21.579	18.990	59.239
1	20.770	22.978	19.448	1:03.196	10	18.124	21.018	18.412	57.554	4	18.905	22.201	18.820	59.926
2	18.291	21.970	19.006	59.267	11	17.971	21.087	18.399	57.457	5	18.116	21.340	19.095	58.551



Prefinal (PF)

Lap Time Analysis

For information purposes. No official / regulatory value

Laps	Sector 1	Sector 2	Sector 3	Lap Time	Laps	Sector 1	Sector 2	Sector 3	Lap Time	Laps	Sector 1	Sector 2	Sector 3	Lap Time
6	18.074	21.505	18.753	58.332	5	17.994	21.931	24.750	1:04.675	10	17.929	21.383	18.601	57.913
7	18.867	21.269	18.662	58.798	6	18.117	21.447	18.663	58.227	11	17.980	21.134	18.479	57.593
8	18.047	21.268	18.946	58.261	7	18.422	21.345	18.615	58.382	12	17.963	21.211	18.598	57.772
9	18.136	21.301	18.521	57.958	8	18.011	21.283	18.643	57.937	13	17.934	21.137	18.551	57.622
No.133 Hanley, Ben					9	18.007	21.343	18.498	57.848	14	18.089	21.207	18.776	58.072
1	18.628	21.758	18.872	59.258	10	17.943	21.343	18.881	58.167	No.144 Joyner, Tom				
2	18.199	21.501	18.764	58.464	11	18.038	21.283	18.564	57.885	1	18.735	21.788	19.029	59.552
3	18.084	21.233	18.622	57.939	12	17.976	21.689	18.615	58.280	2	18.296	21.529	18.964	58.789
4	17.973	21.284	18.620	57.877	13	17.916	21.565	18.595	58.076	3	18.196	21.332	18.759	58.287
5	17.988	21.248	18.541	57.777	14	18.063	21.428	18.565	58.056	4	18.097	21.376	18.802	58.275
6	17.989	21.127	18.511	57.627	No.139 Lennox-Lamb, Jordon					5	18.279	21.350	18.587	58.216
7	17.879	21.166	18.428	57.473	1	19.619	22.451	19.098	1:01.168	6	18.031	21.186	18.470	57.687
8	17.880	21.140	18.421	57.441	2	18.433	21.751	18.863	59.047	7	17.990	21.268	18.519	57.777
9	17.866	21.059	18.374	57.299	3	18.028	21.441	18.704	58.173	8	18.214	21.270	18.488	57.972
10	17.907	21.083	18.369	57.359	4	24.443	21.812	18.684	1:04.939	9	17.943	21.177	18.438	57.558
11	17.900	21.093	18.382	57.375	5	18.018	21.414	18.733	58.165	10	17.921	21.188	18.448	57.557
12	17.824	21.102	18.316	57.242	6	17.984	21.296	18.570	57.850	11	17.885	21.180	18.469	57.534
13	17.837	21.081	18.309	57.227	7	18.009	21.295	18.582	57.886	12	17.955	21.076	18.426	57.457
14	17.826	21.126	18.362	57.314	8	17.841	21.347	18.543	57.731	13	17.930	21.018	18.400	57.348
No.134 Jochimsen, Andreas					9	17.861	21.327	18.492	57.680	14	17.887	21.127	18.567	57.581
1	21.436	23.072	20.029	1:04.537	10	17.850	21.239	18.491	57.580	No.149 Vigano, Matteo				
2	18.430	21.872	18.968	59.270	11	17.808	21.194	18.460	57.462	1	19.651	22.127	19.075	1:00.853
3	18.186	21.273	18.672	58.131	12	18.034	21.937	18.550	58.521	2	18.345	21.694	18.848	58.887
4	18.691	21.836	18.621	59.148	13	17.842	21.160	18.490	57.492	3	18.203	21.473	18.756	58.432
5	17.985	21.220	18.700	57.905	14	17.807	21.222	18.470	57.499	4	18.465	21.444	18.652	58.561
6	17.894	21.029	18.593	57.516	No.142 Valtanen, Juho					5	18.179	21.431	18.591	58.201
7	17.907	21.113	18.660	57.680	1	20.722	23.021	19.333	1:03.076	6	18.113	21.325	18.741	58.179
8	17.886	21.188	18.505	57.579	2	18.165	22.010	18.791	58.966	7	18.054	21.356	18.620	58.030
9	17.823	21.177	18.469	57.469	3	18.269	21.668	18.699	58.636	8	18.315	21.472	18.520	58.307
10	17.890	21.188	18.799	57.877	No.143 Backman, Jessica					9	18.132	21.243	18.878	58.253
11	17.840	21.182	18.543	57.565	1	20.657	22.847	19.646	1:03.150	10	18.175	21.383	18.942	58.500
12	17.855	21.764	18.316	57.935	2	18.380	22.012	18.976	59.368	11	18.274	21.281	18.506	58.061
13	17.811	21.082	18.398	57.291	3	18.134	21.575	18.867	58.576	No.150 Bale, Thomas Michael				
14	18.174	21.242	18.530	57.946	4	18.345	21.585	18.609	58.539	1	20.518	22.659	19.446	1:02.623
No.137 Barnicoat, Benjamin					5	18.019	21.240	18.647	57.906	2	18.582	22.113	18.883	59.578
1	19.755	22.732	19.378	1:01.865	6	18.080	21.177	18.845	58.102	3	18.142	21.919	18.691	58.752
2	18.238	21.752	18.804	58.794	7	18.252	21.287	18.635	58.174	4	18.291	21.350	18.555	58.196
3	18.241	21.429	18.720	58.390	8	18.050	21.300	18.540	57.890	5	17.985	21.425	18.850	58.260
4	18.364	21.918	18.618	58.900	9	17.954	21.151	18.444	57.549	6	18.220	21.258	18.795	58.273



Prefinal (PF)

Lap Time Analysis

For information purposes. No official / regulatory value

Laps	Sector 1	Sector 2	Sector 3	Lap Time
7	18.021	21.321	18.510	57.852
8	18.000	21.555	18.437	57.992
9	17.956	21.160	18.375	57.491
10	17.953	21.493	18.456	57.902
11	17.851	21.058	18.440	57.349
12	18.158	21.340	18.392	57.890
13	17.879	21.023	18.390	57.292
14	17.897	21.124	18.498	57.519

No.151 Vips, Juri

Laps	Sector 1	Sector 2	Sector 3	Lap Time
1	19.735	22.825	19.526	1:02.086
2	18.196	21.746	18.847	58.789
3	18.073	21.246	18.697	58.016
4	18.288	21.940	18.558	58.786
5	18.144	21.238	18.528	57.910
6	17.989	21.124	18.582	57.695
7	17.953	21.180	18.515	57.648
8	17.875	21.366	18.554	57.795
9	17.972	21.145	18.401	57.518
10	17.989	21.097	18.511	57.597
11	17.952	21.126	18.545	57.623
12	17.995	21.102	18.435	57.532
13	17.978	21.049	18.464	57.491
14	17.982	21.104	18.525	57.611

No.153 Pits, Andry

Laps	Sector 1	Sector 2	Sector 3	Lap Time
1	20.110	24.638	19.175	1:03.923
2	18.483	21.950	18.964	59.397
3	18.382	21.467	18.862	58.711
4	18.657	21.623	18.754	59.034
5	18.201	21.380	18.725	58.306
6	18.417	21.351	18.683	58.451
7	18.287	21.401	18.714	58.402
8	18.374	21.586	18.725	58.685
9	18.164	21.405	18.659	58.228
10	18.451	21.434	18.631	58.516
11	18.195	21.522	18.544	58.261
12	18.304	21.754	18.600	58.658
13	18.088	21.376	18.632	58.096
14	18.023	21.457	18.595	58.075

No.156 Armstrong, Marcus

Laps	Sector 1	Sector 2	Sector 3	Lap Time
1	20.168	22.958	19.370	1:02.496
2	18.225	21.693	19.357	59.275
3	18.175	21.406	18.741	58.322
4	18.442	21.441	18.599	58.482
5	18.203	21.555	18.860	58.618
6	18.123	21.326	18.716	58.165
7	18.190	21.352	18.540	58.082
8	17.981	21.200	18.511	57.692
9	17.997	21.139	18.441	57.577
10	18.278	21.723	18.467	58.468
11	17.985	21.133	18.478	57.596
12	18.026	21.325	18.465	57.816
13	17.951	21.145	18.449	57.545
14	18.027	21.261	18.559	57.847

No.199 Azedo Sousa, Yohan

Laps	Sector 1	Sector 2	Sector 3	Lap Time
1	21.313	22.540	19.373	1:03.226
2	18.388	22.012	18.942	59.342
3	18.149	21.437	18.932	58.518
4	18.626	21.571	18.624	58.821
5	18.059	21.375	18.501	57.935
6	17.990	21.199	18.620	57.809
7	18.090	21.257	18.562	57.909
8	18.182	21.307	18.404	57.893
9	18.083	21.259	18.366	57.708
10	17.922	21.283	18.529	57.734
11	18.120	21.155	18.432	57.707
12	17.977	21.287	18.446	57.710
13	18.097	21.119	18.347	57.563
14	18.221	21.269	18.577	58.067



Portimao 6 - 10.05.2015



KF



CIK-FIA European Championship (Rd1)

KF

Prefinal (PF)

Document 52

Starting Grid

Subject to scrutineering & sporting investigations

145	Dahlberg, Alexander Tony Kart / Vortex / Vega		17	109	Maestranzi, Marco Top Kart / Parilla / Vega	
134	Jochimsen, Andreas Kosmic / Vortex / Vega		16	129	Baciuska, Rokas Exprit / Vortex / Vega	
114	Skaras, Emil Tony Kart / Vortex / Vega		15	102	Verschoor, Richard Exprit / Vortex / Vega	
199	Azedo Sousa, Yohan Zanardi / TM Racing / Vega		14	123	Travisanutto, Lorenzo PCR / TM Racing / Vega	
142	Valtanen, Juho Kosmic / Vortex / Vega		13	153	Pits, Andry Zanardi / TM Racing / Vega	
143	Backman, Jessica Kosmic / Vortex / Vega		12	151	Vips, Juri FA Kart / Vortex / Vega	
156	Armstrong, Marcus Tony Kart / Vortex / Vega		11	126	Correa, Juan Energy Corse / TM Racing / Vega	
117	Gadois, Alexandre Kosmic / Parilla / Vega		10	157	Haublin, Thibaut Kosmic / Parilla / Vega	
137	Barnicoat, Benjamin Birel Art / Parilla / Vega		9	110	Moilanen, Aatu Tony Kart / Vortex / Vega	
127	Lessennes, Benjamin CRG / Parilla / Vega		8	150	Bale, Thomas Michael FA Kart / Vortex / Vega	
149	Vigano, Matteo Top Kart / Parilla / Vega		7	112	Haapalainen, Tuomas Croc Promotions / TM Racing / Vega	
105	Van Leeuwen, Martijn CRG / TM Racing / Vega		6	139	Lennox-Lamb, Jordon Birel Art / Parilla / Vega	
128	Roes Andersen, Casper FA Kart / Vortex / Vega		5	107	Janker, Hannes CRG / Parilla / Vega	
106	Basz, Karol Kosmic / Vortex / Vega		4	101	Nielsen, Nicklas Tony Kart / Vortex / Vega	
111	Marcu, Dionisios Tony Kart / Vortex / Vega		3	124	Lorandi, Leonardo Tony Kart / Vortex / Vega	
120	Vartanyan, Alexander Tony Kart / Vortex / Vega		2	144	Joyner, Tom Zanardi / TM Racing / Vega	
133	Hanley, Ben Croc Promotions / TM Racing / Vega		1	104	Tiene, Felice CRG / Parilla / Vega	

POLE POSITION



Start : 10/05 - 11:55 14 Laps = 21,434 Km

Portimao (PRT) 07-10/05/2015



KF

Second Chance Heat

Document 51

Results

Subject to scrutineering & sporting investigations

Rnk	No.	Entrant	Nat	Driver	Nat	Equipment	Laps	Gap	Interv.	Best Lap
1	▲1	114	Ward Racing	Skaras, Emil		Tony Kart / Vortex / Vega	10			56.970
2	▲5	102	RB Racing SA	Verschoor, Richard		Exprit / Vortex / Vega	10	0.707	0.707	56.932
3	▲5	134	Team Storm Development	Jochimsen, Andreas		Kosmic / Vortex / Vega	10	0.838	0.131	56.914
4	▬	129	RB Racing SA	Baciuska, Rokas		Exprit / Vortex / Vega	10	1.989	1.151	57.143
5	▲4	145	Ward Racing	Dahlberg, Alexander		Tony Kart / Vortex / Vega	10	3.020	1.031	57.189
6	▲11	109	Comer	Maestranzi, Marco		Top Kart / Parilla / Vega	10	4.022	1.002	57.304

Not Qualified

7	▲3	146	Ward Racing	Johnsen, Sindre		Tony Kart / Vortex / Vega	10	4.348	0.326	57.196
8	▼3	147	Ward Racing	Nerman, Hugo		Tony Kart / Vortex / Vega	10	5.403	1.055	57.395
9	▲7	136	Mad-Croc Karting	Viiliainen, Ville		Croc Promotions / TM Racing / Vega	10	5.848	0.445	57.335
10	▲3	141	Kohtala Sports	Tiihonen, Niklas		Kosmic / Vortex / Vega	10	6.099	0.251	57.126
11	▲8	155	MM-Racing-Kart	Reicher, Simon		FA Kart / Vortex / Vega	10	6.714	0.615	57.255
12	▲2	118	Semi, Harri	Semi, Valtteri		Tony Kart / Vortex / Vega	10	7.493	0.779	57.394
13	▼1	130	CRG SpA	Tillett, Archie		CRG / Parilla / Vega	10	8.108	0.615	57.377
14	▲4	198	Scuderia PCR Srl	Dos Santos Carvalho, Migu		PCR / TM Racing / Vega	10	8.563	0.455	57.364
15	▼12	115	ASBL Karting Club Condroz	Potty, Maxime		Kosmic / Vortex / Vega	10	10.482	1.919	57.083
16	▼15	108	Forza Racing	Hodgson, Oliver		Kosmic / Vortex / Vega	10	12.183	1.701	57.126
17	▼2	197	Ferreira, Paulo Rui	Ferreira, Joao		Croc Promotions / Parilla / Vega	10	12.373	0.190	57.780
18	▼7	140	Kohtala Sports	Saarelainen, Sami		Kosmic / Vortex / Vega	10	13.062	0.689	57.929
19	▼13	122	GRT Karting Team	Haaga, Anton		Tony Kart / Vortex / Vega	9	1 Lap	1 Lap	57.024

Leaders : No.108 Hodgson, Oliver (1-2) / No.115 Potty, Maxime (3-7) / No.114 Skaras, Emil (8-10)

Start Time : 10/05 - 10:06:21

Best Lap : No.134 Jochimsen, Andreas 56.914 96,84 Kph

Weather : Sunny Air : 18°C Track : Dry

Event Record : No.120 Vartanyan, Alexander 56.545 97,47 Kph



Portimao 6 - 10.05.2015



KF



CIK-FIA European Championship (Rd1)

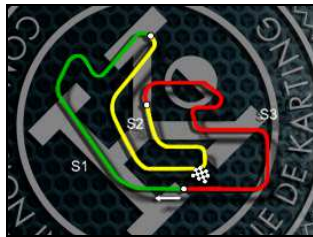
KF

Second Chance Heat

Lap Chart

For information purposes. No official / regulatory value

	1	2	3	4	5	6	7	8	9	10	11	12	13	14	15	16	17	18	19
Grid	108	114	115	129	147	122	102	134	145	146	140	130	141	118	197	136	109	198	155
Start	108	114	115	129	122	134	147	102	145	146	130	140	118	141	136	197	109	198	155
Lap 1 Interval	108	115 0.2	114 0.5	122 0.1	129 0.2	147 0.2	134 0.1	102 0.1	145 0.4	146 0.2	118 0.3	136 0.1	109 0.1	130 0.3	140 0.3	141 0.0	197 0.3	155 0.2	198 0.2
Lap 2	108	115 0.1	114 0.6	122 0.3	129 0.2	102 0.2	147 0.2	134 0.1	145 0.2	146 0.1	118 0.3	109 0.1	136 0.5	130 0.7	141 0.0	140 0.4	155 0.2	198 0.2	197 0.2
Lap 3	115	108 0.1	114 0.2	122 0.2	129 0.3	102 0.1	134 0.3	145 0.7	146 0.3	109 0.3	147 0.3	136 0.1	118 0.4	141 1.0	130 0.2	155 0.2	198 0.1	197 0.9	140 0.5
Lap 4	115	114 0.3	122 0.6	102 0.2	129 0.1	134 0.3	145 0.6	146 0.4	109 0.1	147 0.3	136 0.2	118 0.3	141 0.9	155 0.5	130 0.1	198 0.2	197 1.2	140 0.7	108 2.7
Lap 5	115	114 0.1	122 0.5	102 0.3	129 0.3	134 0.1	145 0.9	109 0.5	146 0.1	147 0.3	136 0.2	118 0.5	141 0.6	155 0.6	130 0.2	198 0.3	197 1.5	140 1.0	108 2.1
Lap 6	115	114 0.2	122 0.3	102 0.3	134 0.3	129 0.3	145 0.8	109 0.7	146 0.6	147 0.1	136 0.1	118 0.4	141 0.3	155 0.9	130 0.2	198 0.3	197 2.1	140 1.1	108 1.4
Lap 7	115	114 0.2	122 0.1	102 0.2	134 0.3	129 0.6	145 1.0	109 0.6	146 0.6	147 0.3	136 0.2	141 1.0	155 0.5	118 0.1	130 0.1	198 0.1	197 2.6	140 1.0	108 0.6
Lap 8	114	115 0.2	122 0.2	102 0.2	134 0.0	129 0.8	145 1.0	109 0.6	146 0.6	147 0.4	136 0.5	141 0.7	155 0.4	118 0.3	130 0.4	198 0.6	197 2.1	108 0.9	140 0.3
Lap 9	114	115 0.2	122 0.2	102 0.1	134 0.1	129 1.0	145 0.9	109 0.9	146 0.4	147 0.7	136 0.4	141 0.4	155 0.5	118 0.4	130 0.6	198 0.5	197 2.6	108 0.3	140 0.9
Lap 10	114	102 0.7	134 0.1	129 1.1	145 1.0	109 1.0	146 0.3	147 1.0	136 0.4	141 0.2	155 0.6	118 0.7	130 0.6	198 0.4	115 1.9	108 1.7	197 0.1	140 0.6	



Second Chance Heat

Lap Time Analysis

For information purposes. No official / regulatory value

Table with columns: Driver No., Driver Name, Laps, Sector 1, Sector 2, Sector 3, Lap Time. Multiple columns per driver showing lap-by-lap performance.



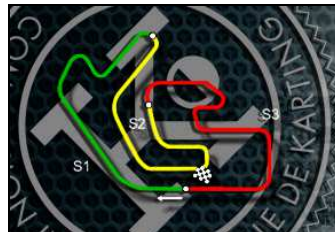
KF

Second Chance Heat

Lap Time Analysis

For information purposes. No official / regulatory value

Laps	Sector 1	Sector 2	Sector 3	Lap Time	Laps	Sector 1	Sector 2	Sector 3	Lap Time	Laps	Sector 1	Sector 2	Sector 3	Lap Time
6	17.955	21.071	18.540	57.566	No.146 Johnsen, Sindre					6	18.159	21.155	18.563	57.877
7	18.164	21.154	18.342	57.660	1	19.956	21.646	18.634	1:00.236	7	18.256	21.207	18.579	58.042
8	18.001	21.194	18.449	57.644	2	18.035	21.157	18.553	57.745	8	18.169	21.111	18.597	57.877
9	18.014	21.137	18.446	57.597	3	18.032	21.179	18.610	57.821	9	18.212	21.187	18.529	57.928
10	17.960	20.983	18.461	57.404	4	17.952	21.111	18.452	57.515	10	18.071	21.287	19.354	58.712
No.140 Saarelainen, Sami					5	17.947	21.026	18.667	57.640	No.198 Dos Santos Carvalho, Miguel				
1	20.368	22.152	18.705	1:01.225	6	17.969	21.306	18.547	57.822	1	20.019	22.899	18.726	1:01.644
2	18.265	21.376	18.990	58.631	7	17.973	21.007	18.355	57.335	2	18.232	21.588	18.491	58.311
3	18.418	22.122	19.526	1:00.066	8	17.973	20.946	18.411	57.330	3	17.989	21.602	18.448	58.039
4	18.092	21.480	18.646	58.218	9	17.921	20.961	18.347	57.229	4	18.171	21.161	18.416	57.748
5	18.084	21.413	18.600	58.097	10	17.891	20.923	18.382	57.196	5	18.013	20.968	18.486	57.467
6	18.007	21.409	18.513	57.929	No.147 Nerman, Hugo					6	18.000	21.007	18.357	57.364
7	17.994	21.382	18.609	57.985	1	19.429	21.487	18.675	59.591	7	18.084	21.016	18.434	57.534
8	18.019	21.302	18.789	58.110	2	18.064	21.481	18.478	58.023	8	17.930	21.123	19.307	58.360
9	17.993	21.370	18.583	57.946	3	18.426	21.204	19.451	59.081	9	18.006	21.013	18.424	57.443
10	18.036	21.386	18.670	58.092	4	17.962	21.062	18.380	57.404	10	17.984	21.151	18.380	57.515
No.141 Tiihonen, Niklas					5	17.920	21.073	18.402	57.395					
1	20.356	22.175	18.646	1:01.177	6	17.912	21.130	18.627	57.669					
2	18.018	21.129	19.000	58.147	7	18.109	21.051	18.348	57.508					
3	18.354	21.594	18.403	58.351	8	18.045	21.012	18.345	57.402					
4	17.970	21.073	18.340	57.383	9	17.998	21.181	18.448	57.627					
5	17.917	20.972	18.312	57.201	10	18.015	21.086	18.351	57.452					
6	17.899	20.940	18.287	57.126	No.155 Reicher, Simon					1	19.939	22.358	18.812	1:01.109
7	17.907	20.980	19.090	57.977	2	18.208	21.519	18.525	58.252	2	18.208	21.519	18.525	58.252
8	17.918	21.118	18.359	57.395	3	18.055	21.533	18.606	58.194	3	18.055	21.533	18.606	58.194
9	17.950	21.003	18.293	57.246	4	17.831	21.186	18.443	57.460	4	17.831	21.186	18.443	57.460
10	17.925	20.932	18.351	57.208	5	17.837	21.031	18.473	57.341	5	17.837	21.031	18.473	57.341
No.145 Dahlberg, Alexander					6	17.881	21.036	18.457	57.374	6	17.881	21.036	18.457	57.374
1	19.867	21.655	18.569	1:00.091	7	17.858	21.035	18.737	57.630	7	17.858	21.035	18.737	57.630
2	18.023	21.167	18.577	57.767	8	17.806	21.027	18.422	57.255	8	17.806	21.027	18.422	57.255
3	17.852	21.235	18.564	57.651	9	17.867	21.031	18.417	57.315	9	17.867	21.031	18.417	57.315
4	17.829	21.163	18.433	57.425	10	17.854	21.078	18.386	57.318	10	17.854	21.078	18.386	57.318
5	17.814	21.058	18.516	57.388	No.197 Ferreira, Joao					1	20.463	22.176	18.776	1:01.415
6	17.789	21.055	18.345	57.189	2	18.189	22.113	18.705	59.007	2	18.189	22.113	18.705	59.007
7	17.802	21.138	18.425	57.365	3	18.263	21.611	18.865	58.739	3	18.263	21.611	18.865	58.739
8	17.812	21.028	18.427	57.267	4	18.169	21.196	18.673	58.038	4	18.169	21.196	18.673	58.038
9	17.780	21.057	18.365	57.202	5	18.115	21.109	18.556	57.780	5	18.115	21.109	18.556	57.780
10	17.802	21.004	18.459	57.265										



Second Chance Heat

Starting Grid

Subject to scrutineering & sporting investigations

155	Reicher, Simon FA Kart / Vortex / Vega		10	198	Dos Santos Carvalho, Miguel PCR / TM Racing / Vega	
109	Maestranzi, Marco Top Kart / Parilla / Vega		9	136	Viliainen, Ville Croc Promotions / TM Racing / Vega	
197	Ferreira, Joao Croc Promotions / Parilla / Vega		8	118	Semi, Valtteri Tony Kart / Vortex / Vega	
141	Tiihonen, Niklas Kosmic / Vortex / Vega		7	130	Tillett, Archie CRG / Parilla / Vega	
140	Saarelainen, Sami Kosmic / Vortex / Vega		6	146	Johnsen, Sindre Tony Kart / Vortex / Vega	
145	Dahlberg, Alexander Tony Kart / Vortex / Vega		5	134	Jochimsen, Andreas Kosmic / Vortex / Vega	
102	Verschoor, Richard Exprit / Vortex / Vega		4	122	Haaga, Anton Tony Kart / Vortex / Vega	
147	Nerman, Hugo Tony Kart / Vortex / Vega		3	129	Baciuska, Rokas Exprit / Vortex / Vega	
115	Potty, Maxime Kosmic / Vortex / Vega		2	114	Skaras, Emil Tony Kart / Vortex / Vega	
108	Hodgson, Oliver Kosmic / Vortex / Vega		1			

POLE POSITION



Portimao 6 - 10.05.2015

 **KF**

CIK-FIA European Championship (Rd1)

FIA
CIK KARTING
KF EUROPEAN
CHAMPIONSHIP



Qualifying Heats





Portimao 6 - 10.05.2015



KF



CIK-FIA European Championship (Rd1)

KF

Qualifying Heats (QH)

Document 45.1 OFFICIAL

Results

Subject to scrutineering & sporting investigations

Rnk	No.	Entrant	Nat	Driver	Nat	Equipment	Qp	A-B	C-D	A-C	B-D	A-D	B-C	Points
1	133	Mad-Croc Karting	ITA	Hanley, Ben	GBR	Croc Promotions / TM Racing / Vega	4	-	0	-	0	0	-	0
2	104	CRG SpA	ITA	Tiene, Felice	ITA	CRG / Parilla / Vega	3	-	2	0	-	-	0	2
3	120	Ward Racing	SWE	Vartanyan, Alexander	RUS	Tony Kart / Vortex / Vega	1	0	-	2	-	2	-	4
4	144	Strakka Bhaitech	SWE	Joyner, Tom	GBR	Zanardi / TM Racing / Vega	2	2	-	-	2	-	2	6
5	111	Ward Racing	SWE	Marcu, Dionisios	ROU	Tony Kart / Vortex / Vega	6	4	-	-	3	-	4	11
6	124	Baby Race Srl	ITA	Lorandi, Leonardo	ITA	Tony Kart / Vortex / Vega	7	-	3	3	-	-	5	11
7	106	Kosmic Racing Dept	ITA	Basz, Karol	POL	Kosmic / Vortex / Vega	10	3	-	-	5	-	3	11
8	101	Tony Kart Racing Team	ITA	Nielsen, Nicklas	DNK	Tony Kart / Vortex / Vega	15	-	6	4	-	-	6	16
9	128	Ricky Flynn Motorsport	GBR	Roes Andersen, Casper	DNK	FA Kart / Vortex / Vega	9	7	-	7	-	3	-	17
10	107	TB Motorsport	DEU	Janker, Hannes	DEU	CRG / Parilla / Vega	18	5	-	-	7	-	7	19
11	105	CRG Keijzer Racing	NLD	Van Leeuwen, Martijn	NLD	CRG / TM Racing / Vega	16	-	7	-	10	5	-	22
12	139	Birel ART Srl	ITA	Lennox-Lamb, Jordon	GBR	Birel Art / Parilla / Vega	29	10	-	6	-	6	-	22
13	149	Comer	ITA	Vigano, Matteo	ITA	Top Kart / Parilla / Vega	33	8	-	8	-	10	-	26
14	112	Mad-Croc Karting	ITA	Haapalainen, Tuomas	FIN	Croc Promotions / TM Racing / Vega	17	9	-	11	-	7	-	27
15	127	CRG SpA	ITA	Lessennes, Benjamin	BEL	CRG / Parilla / Vega	8	-	5	-	15	8	-	28
16	150	Ricky Flynn Motorsport	GBR	Bale, Thomas Michael	ARE	FA Kart / Vortex / Vega	12	-	20	-	4	4	-	28
17	137	Birel ART Srl	ITA	Barnicoat, Benjamin	GBR	Birel Art / Parilla / Vega	23	-	4	14	-	-	11	29
18	110	Ward Racing	SWE	Moilanen, Aatu	FIN	Tony Kart / Vortex / Vega	11	-	17	5	-	-	8	30
19	117	VDK Racing	GBR	Gadois, Alexandre	FRA	Kosmic / Parilla / Vega	19	-	9	12	-	-	12	33
20	157	VDK Racing	GBR	Haublin, Thibaut	BEL	Kosmic / Parilla / Vega	40	-	12	-	12	12	-	36
21	156	Tony Kart Racing Team	ITA	Armstrong, Marcus	NZL	Tony Kart / Vortex / Vega	24	-	15	-	13	9	-	37
22	126	Energy Corse	ITA	Correa, Juan	USA	Energy Corse / TM Racing / Vega	26	21	-	-	8	-	9	38
23	143	Kosmic Racing Dept	ITA	Backman, Jessica	SWE	Kosmic / Vortex / Vega	36	-	11	-	16	11	-	38
24	151	Ricky Flynn Motorsport	GBR	Vips, Juri	EST	FA Kart / Vortex / Vega	14	23	-	-	6	-	10	39
25	142	Kohtala Sports	FIN	Valtanan, Juho	FIN	Kosmic / Vortex / Vega	34	11	-	-	11	-	18	40
26	153	Strakka Bhaitech	SWE	Pits, Andry	PRT	Zanardi / TM Racing / Vega	21	6	-	18	-	19	-	43
27	199	Strakka Bhaitech	SWE	Azedo Sousa, Yohan	PRT	Zanardi / TM Racing / Vega	35	-	10	20	-	-	13	43
28	123	Scuderia PCR Srl	ITA	Travisanutto, Lorenzo	ITA	PCR / TM Racing / Vega	37	14	-	17	-	13	-	44

Qualified for 2nd Chance Heat

29	108	Forza Racing	GBR	Hodgson, Oliver	GBR	Kosmic / Vortex / Vega	31	-	8	13	-	-	24	45
30	114	Ward Racing	SWE	Skaras, Emil	SWE	Tony Kart / Vortex / Vega	30	16	-	-	14	-	16	46
31	115	ASBL Karting Club Condroz	BEL	Potty, Maxime	BEL	Kosmic / Vortex / Vega	20	-	21	-	9	18	-	48
32	129	RB Racing SA	CHE	Baciuska, Rokas	LTU	Exprit / Vortex / Vega	27	-	16	9	-	-	23	48
33	147	Ward Racing	SWE	Nerman, Hugo	SWE	Tony Kart / Vortex / Vega	43	-	13	22	-	-	14	49
34	122	GRT Karting Team	SWE	Haaga, Anton	SWE	Tony Kart / Vortex / Vega	13	19	-	10	-	21	-	50
35	102	RB Racing SA	CHE	Verschoor, Richard	NLD	Exprit / Vortex / Vega	25	13	-	15	-	23	-	51
36	134	Team Storm Development	DNK	Jochimsen, Andreas	DNK	Kosmic / Vortex / Vega	5	12	-	19	-	22	-	53
37	145	Ward Racing	SWE	Dahlberg, Alexander	SWE	Tony Kart / Vortex / Vega	32	-	23	-	18	14	-	55
38	146	Ward Racing	SWE	Johnsen, Sindre	NOR	Tony Kart / Vortex / Vega	41	24	-	16	-	15	-	55



KF

Qualifying Heats (QH)

Document 45.1 OFFICIAL

Results

Subject to scrutineering & sporting investigations

Rnk	No.	Entrant	Nat	Driver	Nat	Equipment	QP	A-B	C-D	A-C	B-D	A-D	B-C	Points
39	140	Kohtala Sports		Saarelainen, Sami		Kosmic / Vortex / Vega	42	15	-	-	20	-	20	55
40	130	CRG SpA		Tillett, Archie		CRG / Parilla / Vega	44	-	18	-	21	16	-	55
41	141	Kohtala Sports		Tiihonen, Niklas		Kosmic / Vortex / Vega	28	-	22	-	17	17	-	56
42	118	Semi, Harri		Semi, Valtteri		Tony Kart / Vortex / Vega	39	-	14	21	-	-	21	56
43	197	Ferreira, Paulo Rui		Ferreira, Joao		Croc Promotions / Parilla / Vega	47	-	19	23	-	-	15	57
44	136	Mad-Croc Karting		Viihainen, Ville		Croc Promotions / TM Racing / Vega	38	18	-	-	19	-	22	59
45	109	Comer		Maestranzi, Marco		Top Kart / Parilla / Vega	45	17	-	24	-	20	-	61
46	198	Scuderia PCR Srl		Dos Santos Carvalho, Migu		PCR / TM Racing / Vega	46	20	-	-	22	-	19	61
47	155	MM-Racing-Kart		Reicher, Simon		FA Kart / Vortex / Vega	22	22	-	-	23	-	17	62



Portimao 6 - 10.05.2015



KF



CIK-FIA European Championship (Rd1)

KF

Qualifying Heat B-C

Document 44.1

Results

Subject to scrutineering & sporting investigations

Rnk	No.	Entrant	Nat	Driver	Nat	Equipment	Laps	Gap	Interv.	Best Lap	Penalty	Points	
1	▲1	104	CRG SpA	ITA	Tiene, Felice	ITA	CRG / Parilla / Vega	10			57.219	0	
2	▼1	144	Strakka Bhaitech	SWE	Joyner, Tom	GBR	Zanardi / TM Racing / Vega	10	0.232	0.232	57.226	2	
3	▲2	106	Kosmic Racing Dept	ITA	Basz, Karol	POL	Kosmic / Vortex / Vega	10	0.384	0.152	57.181	3	
4	▼1	111	Ward Racing	SWE	Marcu, Dionisios	ROU	Tony Kart / Vortex / Vega	10	1.998	1.614	57.305	4	
5	▼1	124	Baby Race Srl	ITA	Lorandi, Leonardo	ITA	Tony Kart / Vortex / Vega	10	2.155	0.157	57.280	5	
6	▲2	101	Tony Kart Racing Team	ITA	Nielsen, Nicklas	DNK	Tony Kart / Vortex / Vega	10	2.268	0.113	57.253	6	
7	▲2	107	TB Motorsport	DEU	Janker, Hannes	DEU	CRG / Parilla / Vega	10	2.481	0.213	57.145	7	
8	▼2	110	Ward Racing	SWE	Moilanen, Aatu	FIN	Tony Kart / Vortex / Vega	10	2.948	0.467	57.410	8	
9	▲4	126	Energy Corse	ITA	Correa, Juan	USA	Energy Corse / TM Racing / Vega	10	4.770	1.822	57.302	9	
10	▼3	151	Ricky Flynn Motorsport	GBR	Vips, Juri	EST	FA Kart / Vortex / Vega	10	6.407	1.637	57.454	10	
11	▲1	137	Birel ART Srl	ITA	Barnicoat, Benjamin	GBR	Birel Art / Parilla / Vega	10	7.369	0.962	57.368	11	
12	▼2	117	VDK Racing	GBR	Gadois, Alexandre	FRA	Kosmic / Parilla / Vega	10	7.672	0.303	57.301	12	
13	▲5	199	Strakka Bhaitech	SWE	Azedo Sousa, Yohan	PRT	Zanardi / TM Racing / Vega	10	7.812	0.140	57.404	13	
14	▲8	147	Ward Racing	SWE	Nerman, Hugo	SWE	Tony Kart / Vortex / Vega	10	11.334	3.522	57.679	14	
15	▲9	197	Ferreira, Paulo Rui	PRT	Ferreira, Joao	PRT	Croc Promotions / Parilla / Vega	10	13.999	2.665	58.042	15	
16	▼1	114	Ward Racing	SWE	Skaras, Emil	SWE	Tony Kart / Vortex / Vega	10	27.515	13.516	57.451	16	
17	▼6	155	MM-Racing-Kart	LUX	Reicher, Simon	AUT	FA Kart / Vortex / Vega	10	34.959	7.444	57.388	17	
18	▼1	142	Kohtala Sports	FIN	Valtanan, Juho	FIN	Kosmic / Vortex / Vega	10	38.341	3.382	57.497	+30.000	18
19	▲4	198	Scuderia PCR Srl	ITA	Dos Santos Carvalho, Miguel	PRT	PCR / TM Racing / Vega	10	42.525	4.184	57.766	+30.000	19
20	▲1	140	Kohtala Sports	FIN	Saarelainen, Sami	FIN	Kosmic / Vortex / Vega	5	5 Laps	5 Laps	57.805		20
21	▼1	118	Semi, Harri	FIN	Semi, Valtteri	FIN	Tony Kart / Vortex / Vega	5	5 Laps	31.361	57.918		21
22	▼3	136	Mad-Croc Karting	ITA	Viilainen, Ville	FIN	Croc Promotions / TM Racing / Vega	4	6 Laps	1 Lap	57.941		22
23	▼9	129	RB Racing SA	CHL	Baciuska, Rokas	LTU	Exprit / Vortex / Vega	3	7 Laps	1 Lap	58.089		23
24	▼8	108	Forza Racing	GBR	Hodgson, Oliver	GBR	Kosmic / Vortex / Vega	3	7 Laps	0.270	58.237		24

No.142 Valtanan, Juho : Time penalty of 30 s for incorrectly installed front fairing or incorrect position of front fairing. According to Stewards' Decision No.66.

No.198 Dos Santos Carvalho, Miguel : Time penalty of 30 s for incorrectly installed front fairing or incorrect position of front fairing. According to Stewards' Decision No.72.

Leaders : No.144 Joyner, Tom (1-8) / No.104 Tiene, Felice (9-10)

Start Time : 09/05 - 15:56:00

Best Lap : No.107 Janker, Hannes 57.145 96,44 Kph

Weather : Sunny Air : 27°C Track : Dry

Event Record : No.120 Vartanyan, Alexander 56.545 97,47 Kph

Portimao (PRT) 07-10/05/2015



DOCUMENT N° 72
DÉCISION DES COMMISSAIRES SPORTIFS
STEWARDS' DECISION

PÉNALITÉ INFLIGÉE AU CONCURRENT (NOM) : **Scuderia PCR Srl**
PENALTY INFLICTED UPON THE ENTRANT (NAME):

NATIONALITÉ / NATIONALITY: **ITA**

N°: **198** PILOTE : **Dos Santos Carvalho, Miguel**
No.: DRIVER :

Concerne la partie de l'Épreuve : **KF - Qualifying Heat B-C**
Concerns the part of the event:

ÉNONCÉ / STATEMENT:
30 s time penalty in Qualifying Heat B-C

MOTIF / REASON:
The front fairing of kart 198 was not in the correct positions (according to technical drawing no. 2d) when the chequered flag was waved and the kart concerned crossed the finish line.
The Stewards impose this penalty after receiving of the relevant report of Judge of Facts and in application of the art 31 specific prescription CIK-FIA 2015.

Décision annoncée Date / Date: **09/05/2015** Heure / Time: **18:22**
Decision announced

Nom / Name Signature

Président du Collège / Chairman of the Panel:
Philippe LACKMAN (BEL) :

Membres du Collège / Members of the Panel:
Thom MEYLINK (NLD) :

Vitor SOUSA (PRT) :

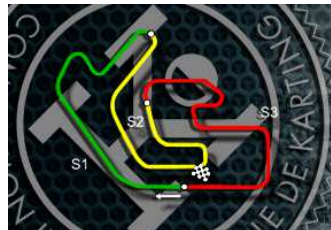
NOTIFICATION AU CONCURRENT CONCERNÉ / NOTIFICATION TO THE RELEVANT ENTRANT

Je soussigné :
I undersigned: Nom personnel / personal name

Représentant du Concurrent : **Scuderia PCR Srl**
Representing the Entrant: Nom du Concurrent / Entrant's name

Certifie avoir reçu notification du document N° **72** des Commissaires Sportifs de l'Épreuve.
Certify that I have been notified of document No. *by the Stewards of the Meeting.*

Date : Heure / Time: Signature :



Portimao 6 - 10.05.2015



KF



CIK-FIA European Championship (Rd1)

DOCUMENT N° 66

**DÉCISION DES COMMISSAIRES SPORTIFS
STEWARDS' DECISION**

PÉNALITÉ INFLIGÉE AU CONCURRENT (NOM) : **Kohtala Sports**
PENALTY INFLICTED UPON THE ENTRANT (NAME):

NATIONALITÉ / NATIONALITY: **FIN**

N°: **142** PILOTE : **Valtanen, Juho**
No.: DRIVER :

Concerne la partie de l'Épreuve : **KF - Qualifying Heat B-C**
Concerns the part of the event:

ÉNONCÉ / STATEMENT:

30 s time penalty in Qualifying Heat B-C

MOTIF / REASON:

The front fairing of kart 142 was not in the correct positions (according to technical drawing no. 2d) when the chequered flag was waved and the kart concerned crossed the finish line. The Stewards impose this penalty after receiving of the relevant report of Judge of Facts and in application of the art 31 specific prescription CIK-FIA 2015.

Décision annoncée
Decision announced

Date / Date: **09/05/2015**

Heure / Time: **17:03**

Nom / Name

Signature

Président du Collège / Chairman of the Panel:

Philippe LACKMAN (BEL) :

Membres du Collège / Members of the Panel:

Thom MEYLINK (NLD) :

Vitor SOUSA (PRT) :

NOTIFICATION AU CONCURRENT CONCERNÉ / NOTIFICATION TO THE RELEVANT ENTRANT

Je soussigné :
I undersigned: Nom personnel / personal name

Représentant du Concurrent : **Kohtala Sports**
Representing the Entrant: Nom du Concurrent / Entrant's name

Certifie avoir reçu notification du document N° **66** des Commissaires Sportifs de l'Épreuve.
Certify that I have been notified of document No. by the Stewards of the Meeting.

Date : Heure / Time: Signature :



Portimao 6 - 10.05.2015



KF



CIK-FIA European Championship (Rd1)

KF

Qualifying Heat B-C

Lap Chart

For information purposes. No official / regulatory value

	1	2	3	4	5	6	7	8	9	10	11	12	13	14	15	16	17	18	19	20	21	22	23	24	
Grid	144	104	111	124	106	110	151	101	107	117	155	137	126	129	114	108	142	199	136	118	140	147	198	197	
Start	144	111	104	124	106	110	151	101	107	117	137	155	129	126	114	108	142	199	136	118	140	147	198	197	
Lap 1 Interval	144	111 0.4	104 0.3	124 0.2	106 0.0	101 0.2	110 0.2	137 0.8	107 0.3	129 0.1	117 0.2	151 0.1	137 0.6	126 0.1	129 0.0	114 0.2	108 0.4	142 0.5	199 0.1	136 0.2	118 0.0	140 0.0	147 0.1	198 0.1	197 21.1
Lap 2	144	111 0.3	104 0.1	106 0.2	124 0.3	101 0.1	110 0.1	107 1.1	137 1.0	117 0.1	151 0.2	126 0.2	129 0.4	108 0.1	199 0.0	114 0.2	142 0.1	118 1.4	136 0.1	140 0.2	197 0.3	147 0.1	198 0.1	155 25.6	
Lap 3	144	104 0.5	106 0.5	111 0.2	124 0.3	101 0.1	110 0.1	107 0.6	151 1.8	126 0.0	129 0.2	108 0.2	137 0.1	117 0.1	199 0.1	142 0.4	114 0.2	118 0.5	136 0.1	140 0.3	197 0.4	147 0.6	198 0.2	155 24.8	
Lap 4	144	104 0.5	106 0.6	111 0.4	124 0.1	101 0.3	110 0.1	107 0.5	126 2.1	151 0.5	137 0.6	117 0.3	199 0.0	142 0.0	114 0.2	118 0.5	136 0.1	140 0.1	197 0.8	147 0.3	198 0.4	155 24.5			
Lap 5	144	104 0.5	106 0.5	111 0.5	124 0.3	101 0.3	110 0.3	107 0.2	126 2.3	151 0.5	137 0.8	117 0.1	199 0.6	142 0.2	197 1.7	147 0.0	198 0.4	140 9.3	114 3.4	155 11.7	118 16.1				
Lap 6	144	104 0.3	106 0.4	111 0.6	124 0.4	101 0.3	110 0.2	107 0.3	126 2.3	151 0.7	137 1.0	117 0.4	199 0.2	142 0.3	147 2.0	197 0.8	198 0.1	114 12.2	155 11.7						
Lap 7	144	104 0.2	106 0.4	111 0.8	124 0.3	101 0.5	110 0.2	107 0.2	126 2.3	151 0.9	137 1.0	117 0.2	199 0.2	142 0.4	147 2.2	198 1.0	197 0.3	114 11.3	155 11.6						
Lap 8	144	104 0.1	106 0.1	111 0.8	124 0.2	101 0.5	107 0.3	110 0.2	126 2.1	151 1.2	137 1.1	117 0.3	199 0.0	142 0.3	147 2.4	198 1.0	197 0.6	114 12.0	155 10.4						
Lap 9	104	144 0.2	106 0.1	111 0.9	124 0.1	101 0.4	107 0.2	110 0.5	126 2.0	151 1.3	137 1.0	117 0.3	199 0.1	142 0.4	147 2.6	198 1.2	197 0.9	114 13.3	155 8.3						
Lap 10	104	144 0.2	106 0.1	111 1.6	124 0.1	101 0.1	107 0.2	110 0.4	126 1.8	151 1.6	137 0.9	117 0.3	199 0.1	142 0.5	147 2.9	198 1.1	197 1.4	114 13.5	155 7.4						

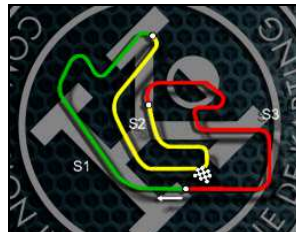


Qualifying Heat B-C

Lap Time Analysis

For information purposes. No official / regulatory value

Laps	Sector 1	Sector 2	Sector 3	Lap Time	Laps	Sector 1	Sector 2	Sector 3	Lap Time	Laps	Sector 1	Sector 2	Sector 3	Lap Time
No.101 Nielsen, Nicklas					6	17.916	21.149	18.379	57.444	8	18.642	21.443	18.611	58.696
1	19.400	21.615	18.732	59.747	7	17.884	21.134	18.379	57.397	9	18.822	21.627	19.012	59.461
2	18.290	21.417	18.518	58.225	8	17.820	21.063	18.368	57.251	10	18.082	21.509	18.953	58.544
3	18.191	21.528	18.752	58.471	9	17.824	21.031	18.290	57.145	No.117 Gadois, Alexandre				
4	17.936	21.165	18.502	57.603	10	17.768	21.111	18.710	57.589	1	20.548	21.984	18.978	1:01.510
5	17.825	21.151	18.451	57.427	No.108 Hodgson, Oliver					2	18.544	21.791	18.549	58.884
6	17.881	21.144	18.462	57.487	1	20.734	22.195	19.033	1:01.962	3	18.113	22.888	18.552	59.553
7	17.897	21.103	18.462	57.462	2	18.511	21.737	18.815	59.063	4	18.030	21.363	18.929	58.322
8	17.937	21.087	18.370	57.394	3	18.031	21.462	18.744	58.237	5	17.876	21.251	18.476	57.603
9	17.884	21.013	18.356	57.253	No.110 Moilanen, Aatu					6	18.075	21.327	18.601	58.003
10	17.779	21.061	18.764	57.604	1	19.632	21.698	18.758	1:00.088	7	17.909	21.143	18.366	57.418
No.104 Tiene, Felice					2	18.248	21.343	18.561	58.152	8	17.900	21.464	18.498	57.862
1	19.275	21.501	18.748	59.524	3	18.168	21.460	18.788	58.416	9	17.868	21.138	18.295	57.301
2	18.142	21.187	18.622	57.951	4	18.045	21.132	18.458	57.635	10	17.826	21.284	18.411	57.521
3	18.191	21.172	18.468	57.831	5	17.976	21.164	18.422	57.562	No.118 Semi, Valtteri				
4	17.978	21.056	18.386	57.420	6	17.937	21.089	18.392	57.418	1	21.086	22.885	19.508	1:03.479
5	17.881	21.073	18.379	57.333	7	17.936	21.119	18.422	57.477	2	18.313	21.449	19.552	59.314
6	17.881	21.021	18.337	57.239	8	18.267	21.103	18.375	57.745	3	18.077	21.301	18.646	58.024
7	17.857	21.056	18.306	57.219	9	17.990	21.052	18.368	57.410	4	17.978	21.283	18.657	57.918
8	18.123	21.191	18.306	57.620	10	18.030	21.048	18.441	57.519	5	18.035	46.304	36.308	1:40.647
9	17.870	21.119	18.290	57.279	No.111 Marcu, Dionisios					No.124 Lorandi, Leonardo				
10	17.854	21.076	18.307	57.237	1	18.871	21.547	18.834	59.252	1	18.944	21.473	19.252	59.669
No.106 Basz, Karol					2	18.199	21.332	18.657	58.188	2	18.342	21.378	18.574	58.294
1	19.314	21.511	18.803	59.628	3	18.771	21.514	18.541	58.826	3	18.176	21.573	18.699	58.448
2	18.137	21.274	18.523	57.934	4	17.998	21.123	18.472	57.593	4	17.945	21.128	18.409	57.482
3	18.292	21.438	18.445	58.175	5	17.893	21.091	18.321	57.305	5	17.855	21.094	18.471	57.420
4	17.922	21.093	18.440	57.455	6	17.896	21.054	18.389	57.339	6	17.863	21.099	18.472	57.434
5	17.880	20.996	18.338	57.214	7	17.879	21.128	18.362	57.369	7	17.888	21.058	18.334	57.280
6	17.880	20.960	18.341	57.181	8	17.960	21.123	18.319	57.402	8	17.871	21.107	18.398	57.376
7	17.865	21.028	18.310	57.203	9	17.903	21.130	18.465	57.498	9	17.918	21.057	18.383	57.358
8	17.904	21.102	18.358	57.364	10	17.828	21.289	18.843	57.960	10	17.893	21.180	18.891	57.964
9	18.131	21.035	18.289	57.455	No.114 Skaras, Emil					No.126 Correa, Juan				
10	17.922	20.989	18.357	57.268	1	21.279	22.287	18.899	1:02.465	1	21.004	22.117	19.079	1:02.200
No.107 Janker, Hannes					2	18.454	21.686	18.769	58.909	2	18.026	21.792	18.596	58.414
1	20.106	22.231	18.800	1:01.137	3	18.436	22.010	18.622	59.068	3	18.059	21.620	18.564	58.243
2	18.095	21.387	18.586	58.068	4	18.113	21.124	18.672	57.909	4	18.064	21.090	18.503	57.657
3	18.074	21.346	18.510	57.930	5	18.316	36.392	18.645	1:13.353	5	17.962	21.191	18.400	57.553
4	17.913	21.118	18.471	57.502	6	18.009	21.133	18.520	57.662	6	17.942	21.085	18.414	57.441
5	17.849	21.085	18.401	57.335	7	18.024	21.063	18.364	57.451	7	17.923	21.031	18.437	57.391



Qualifying Heat B-C

Lap Time Analysis

For information purposes. No official / regulatory value

Laps	Sector 1	Sector 2	Sector 3	Lap Time	Laps	Sector 1	Sector 2	Sector 3	Lap Time	Laps	Sector 1	Sector 2	Sector 3	Lap Time
8	17.935	21.078	18.318	57.331	9	17.970	21.117	18.410	57.497	4	18.069	21.186	18.579	57.834
9	17.939	21.037	18.326	57.302	10	17.961	21.076	18.521	57.558	5	18.006	21.253	18.639	57.898
10	17.910	21.047	18.360	57.317	No.144 Joyner, Tom					6	18.007	21.166	18.476	57.649
No.129 Baciuska, Rokas					1	18.700	21.515	18.705	58.920	7	17.991	21.031	18.366	57.388
1	20.164	22.142	18.840	1:01.146	2	18.257	21.380	18.574	58.211	8	18.029	21.055	18.368	57.452
2	18.377	22.805	18.776	59.958	3	18.042	21.248	18.460	57.750	9	17.918	21.099	18.423	57.440
3	17.942	21.557	18.590	58.089	4	17.903	21.183	18.408	57.494	10	17.976	21.151	18.470	57.597
No.136 Viiliainen, Ville					5	17.876	21.151	18.289	57.316	No.197 Ferreira, Joao				
1	21.740	22.532	19.586	1:03.858	6	17.915	21.067	18.388	57.370	1	21.744	22.769	19.121	1:03.634
2	18.505	21.455	19.183	59.143	7	17.859	21.165	18.368	57.392	2	18.466	21.620	19.394	59.480
3	18.132	21.310	18.569	58.011	8	18.217	21.162	18.290	57.669	3	18.327	21.303	18.649	58.279
4	18.124	21.205	18.612	57.941	9	18.229	21.117	18.345	57.691	4	18.233	21.266	18.697	58.196
No.137 Barnicoat, Benjamin					10	17.836	21.032	18.358	57.226	5	18.237	21.241	18.699	58.177
1	19.660	22.229	18.818	1:00.707	No.147 Nerman, Hugo					6	18.549	21.169	18.981	58.699
2	18.653	22.160	18.649	59.462	1	21.185	22.309	19.530	1:03.024	7	18.504	21.268	18.628	58.400
3	18.219	22.747	18.572	59.538	2	18.277	21.515	20.513	1:00.305	8	18.243	21.265	18.534	58.042
4	18.058	21.301	18.835	58.194	3	18.488	21.629	18.681	58.798	9	18.226	21.326	18.644	58.196
5	18.044	21.254	18.476	57.774	4	18.179	21.230	18.476	57.885	10	18.328	21.277	18.727	58.332
6	18.047	21.258	18.416	57.721	5	18.201	21.298	18.436	57.935	No.198 Dos Santos Carvalho, Miguel				
7	18.047	21.088	18.449	57.584	6	18.182	21.125	18.461	57.768	1	21.581	22.854	19.122	1:03.557
8	18.014	21.345	18.378	57.737	7	18.108	21.206	18.524	57.838	2	18.631	21.815	19.467	59.913
9	17.969	21.113	18.286	57.368	8	18.192	21.155	18.411	57.758	3	18.425	21.728	18.715	58.868
10	17.964	21.193	18.373	57.530	9	18.150	21.162	18.367	57.679	4	18.346	21.216	18.540	58.102
No.140 Saarelainen, Sami					10	18.127	21.203	18.555	57.885	5	18.248	21.149	18.482	57.879
1	21.260	22.994	19.257	1:03.511	No.151 Vips, Juri					6	18.298	21.109	18.922	58.329
2	18.273	21.541	19.613	59.427	1	20.004	22.707	19.002	1:01.713	7	18.189	21.248	18.481	57.918
3	18.179	21.342	18.580	58.101	2	18.671	21.761	18.569	59.001	8	18.147	21.166	18.453	57.766
4	18.038	21.238	18.529	57.805	3	18.121	21.701	18.551	58.373	9	18.171	21.197	18.507	57.875
5	18.006	31.965	18.950	1:08.921	4	18.004	21.798	18.515	58.317	10	18.163	21.150	18.500	57.813
No.142 Valtanen, Juho					5	17.925	21.147	18.487	57.559	No.199 Azedo Sousa, Yohan				
1	21.380	22.277	19.215	1:02.872	6	17.928	21.206	18.446	57.580	1	21.053	22.164	18.864	1:02.081
2	18.150	21.605	18.802	58.557	7	17.911	21.220	18.453	57.584	2	18.565	21.644	18.732	58.941
3	18.065	22.126	18.529	58.720	8	17.952	21.254	18.436	57.642	3	18.149	22.059	18.420	58.628
4	17.955	21.213	18.748	57.916	9	18.003	21.067	18.384	57.454	4	18.137	21.257	18.893	58.287
5	18.239	21.771	18.399	58.409	10	17.987	21.144	18.460	57.591	5	18.421	21.393	18.382	58.196
6	17.956	21.205	18.453	57.614	No.155 Reicher, Simon					6	18.017	21.148	18.373	57.538
7	17.916	21.143	18.526	57.585	1	20.745	22.711	42.091	1:25.547	7	18.062	21.076	18.350	57.488
8	17.901	21.231	18.416	57.548	2	23.990	21.503	18.793	1:04.286	8	18.022	21.333	18.319	57.674
					3	18.144	21.277	18.619	58.040	9	18.003	21.087	18.314	57.404



Portimao 6 - 10.05.2015



KF



CIK-FIA European Championship (Rd1)

KF

Qualifying Heat B-C

Lap Time Analysis

For information purposes. No official / regulatory value

Laps	Sector 1	Sector 2	Sector 3	Lap Time
10	18.073	21.096	18.295	57.464



Qualifying Heat B-C

Starting Grid

Subject to scrutineering & sporting investigations

198	Dos Santos Carvalho, Miguel PCR / TM Racing / Vega		12	197	Ferreira, Joao Croc Promotions / Parilla / Vega	
140	Saarelainen, Sami Kosmic / Vortex / Vega		11	147	Nerman, Hugo Tony Kart / Vortex / Vega	
136	Viilainen, Ville Croc Promotions / TM Racing / Vega		10	118	Semi, Valtteri Tony Kart / Vortex / Vega	
142	Valtanen, Juho Kosmic / Vortex / Vega		9	199	Azedo Sousa, Yohan Zanardi / TM Racing / Vega	
114	Skaras, Emil Tony Kart / Vortex / Vega		8	108	Hodgson, Oliver Kosmic / Vortex / Vega	
126	Correa, Juan Energy Corse / TM Racing / Vega		7	129	Baciuska, Rokas Exprit / Vortex / Vega	
155	Reicher, Simon FA Kart / Vortex / Vega		6	137	Barnicoat, Benjamin Birel Art / Parilla / Vega	
107	Janker, Hannes CRG / Parilla / Vega		5	117	Gadois, Alexandre Kosmic / Parilla / Vega	
151	Vips, Juri FA Kart / Vortex / Vega		4	101	Nielsen, Nicklas Tony Kart / Vortex / Vega	
106	Basz, Karol Kosmic / Vortex / Vega		3	110	Moilanen, Aatu Tony Kart / Vortex / Vega	
111	Marcu, Dionisios Tony Kart / Vortex / Vega		2	124	Lorandi, Leonardo Tony Kart / Vortex / Vega	
144	Joyner, Tom Zanardi / TM Racing / Vega		1	104	Tiene, Felice CRG / Parilla / Vega	

POLE POSITION





Portimao 6 - 10.05.2015



KF



CIK-FIA European Championship (Rd1)

KF

Qualifying Heat A-D

Document 43.1

Results

Subject to scrutineering & sporting investigations

Rnk	No.	Entrant	Nat	Driver	Nat	Equipment	Laps	Gap	Interv.	Best Lap	Penalty	Points
1	▲1	133 Mad-Croc Karting	ITA	Hanley, Ben	GBR	Croc Promotions / TM Racing /	10			57.058		0
2	▼1	120 Ward Racing	SWE	Vartanyan, Alexander	RUS	Tony Kart / Vortex / Vega	10	1.508	1.508	57.157		2
3	▲2	128 Ricky Flynn Motorsport	GBR	Roes Andersen, Casper	DNK	FA Kart / Vortex / Vega	10	4.115	2.607	57.318		3
4	▲2	150 Ricky Flynn Motorsport	GBR	Bale, Thomas Michael	ARE	FA Kart / Vortex / Vega	10	4.204	0.089	57.258		4
5	▲3	105 CRG Keijzer Racing	NLD	Van Leeuwen, Martijn	NLD	CRG / TM Racing / Vega	10	5.008	0.804	57.267		5
6	▲9	139 Birel ART Srl	ITA	Lennox-Lamb, Jordon	GBR	Birel Art / Parilla / Vega	10	6.092	1.084	57.299		6
7	▲2	112 Mad-Croc Karting	ITA	Haapalainen, Tuomas	FIN	Croc Promotions / TM Racing /	10	6.572	0.480	57.282		7
8	▼4	127 CRG SpA	ITA	Lessennes, Benjamin	BEL	CRG / Parilla / Vega	10	7.472	0.900	57.490		8
9	▲3	156 Tony Kart Racing Team	ITA	Armstrong, Marcus	NZL	Tony Kart / Vortex / Vega	10	8.193	0.721	57.467		9
10	▲7	149 Comer	ITA	Vigano, Matteo	ITA	Top Kart / Parilla / Vega	10	10.338	2.145	57.614		10
11	▲7	143 Kosmic Racing Dept	ITA	Backman, Jessica	SWE	Kosmic / Vortex / Vega	10	10.767	0.429	57.554		11
12	▲8	157 VDK Racing	GBR	Haublin, Thibaut	BEL	Kosmic / Parilla / Vega	10	11.479	0.712	57.616		12
13	▲6	123 Scuderia PCR Srl	ITA	Travisanutto, Lorenzo	ITA	PCR / TM Racing / Vega	10	11.689	0.210	57.420		13
14	▲2	145 Ward Racing	SWE	Dahlberg, Alexander	SWE	Tony Kart / Vortex / Vega	10	12.598	0.909	57.392		14
15	▲6	146 Ward Racing	SWE	Johnsen, Sindre	NOR	Tony Kart / Vortex / Vega	10	14.060	1.462	57.664		15
16	▲6	130 CRG SpA	ITA	Tillett, Archie	GBR	CRG / Parilla / Vega	10	24.297	10.237	58.119		16
17	▼3	141 Kohtala Sports	FIN	Tiihonen, Niklas	FIN	Kosmic / Vortex / Vega	10	27.811	3.514	57.582		17
18	▼8	115 ASBL Karting Club Condrc	BEL	Potty, Maxime	BEL	Kosmic / Vortex / Vega	10	34.462	6.651	57.311	+30.000	18
19	▼8	153 Strakka Bhaitech	SWE	Pits, Andry	PRT	Zanardi / TM Racing / Vega	6	4 Laps	4 Laps	57.679		19
20	▲3	109 Comer	ITA	Maestranzi, Marco	ITA	Top Kart / Parilla / Vega	5	5 Laps	1 Lap	57.710		20
21	▼14	122 GRT Karting Team	SWE	Haaga, Anton	SWE	Tony Kart / Vortex / Vega	2	8 Laps	3 Laps	58.708		21
22	▼19	134 Team Storm Developmer	DNK	Jochimsen, Andreas	DNK	Kosmic / Vortex / Vega	2	8 Laps	1.062	59.530		22
23	▼10	102 RB Racing SA	CHE	Verschoor, Richard	NLD	Exprit / Vortex / Vega	2	8 Laps	3.993	58.891		23

No.115 Potty, Maxime : Time penalty of 30 s for incorrectly installed front fairing or incorrect position of front fairing. According to Stewards' Decision No.65.

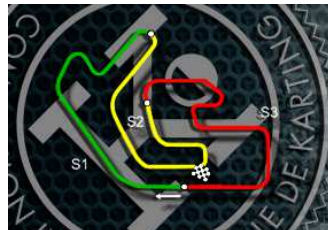
Leaders : No.133 Hanley, Ben (1-10)

Start Time : 09/05 - 15:36:09

Best Lap : No.133 Hanley, Ben 57.058 96,59 Kph

Weather : Sunny Air : 27°C Track : Dry

Event Record : No.120 Vartanyan, Alexander 56.545 97,47 Kph



DOCUMENT N° 65
DÉCISION DES COMMISSAIRES SPORTIFS
STEWARDS' DECISION

PÉNALITÉ INFLIGÉE AU CONCURRENT (NOM) : **ASBL Karting Club Condroz**
PENALTY INFLICTED UPON THE ENTRANT (NAME):

NATIONALITÉ / NATIONALITY: **BEL**

N°: **115** PILOTE : **Potty, Maxime**
No.: DRIVER :

Concerne la partie de l'Épreuve : **KF - Qualifying Heat A-D**
Concerns the part of the event:

ÉNONCÉ / STATEMENT:

30 s time penalty in Qualifying Heat A-D

MOTIF / REASON:

The front fairing of kart 115 was not in the correct positions (according to technical drawing no. 2d) when the chequered flag was waved and the kart concerned crossed the finish line.
The Stewards impose this penalty after receiving of the relevant report of Judge of Facts and in application of the art 31 specific prescription CIK-FIA 2015.

Décision annoncée
Decision announced

Date / Date: **09/05/2015**

Heure / Time: **16:59**

Nom / Name

Signature

Président du Collège / Chairman of the Panel:

Philippe LACKMAN (BEL) :

Membres du Collège / Members of the Panel:

Thom MEYLINK (NLD) :

Vitor SOUSA (PRT) :

NOTIFICATION AU CONCURRENT CONCERNÉ / NOTIFICATION TO THE RELEVANT ENTRANT

Je soussigné :
I undersigned: Nom personnel / personal name

Représentant du Concurrent : **ASBL Karting Club Condroz**
Representing the Entrant: Nom du Concurrent / Entrant's name

Certifie avoir reçu notification du document N° **65** des Commissaires Sportifs de l'Épreuve.
Certify that I have been notified of document No. by the Stewards of the Meeting.

Date : Heure / Time: Signature :



KF

Qualifying Heat A-D

Lap Chart

For information purposes. No official / regulatory value

	1	2	3	4	5	6	7	8	9	10	11	12	13	14	15	16	17	18	19	20	21	22	23
Grid	120	133	134	127	128	150	122	105	112	115	153	156	102	141	139	145	149	143	123	157	146	130	109
Start	133	120	127	134	128	150	122	105	112	115	153	156	102	141	145	143	139	149	123	157	146	109	130
Lap 1 Interval	133	120 0.2	127 0.4	134 0.3	128 0.0	150 0.1	122 0.0	115 0.1	105 0.3	112 0.2	139 1.0	156 0.9	145 0.2	149 0.0	153 0.1	143 0.2	157 0.3	109 0.6	141 0.2	102 0.1	146 0.1	123 0.2	130 6.5
Lap 2	133	120 0.2	127 0.9	128 0.1	150 0.1	122 0.5	115 0.2	105 0.5	134 0.2	112 0.1	139 0.4	156 0.4	149 0.2	153 0.4	143 0.3	145 0.5	157 0.1	109 0.1	141 0.0	102 0.9	123 0.3	146 0.7	130 6.5
Lap 3	133	120 0.3	128 1.5	150 0.1	115 0.5	127 0.3	105 0.0	139 0.9	112 0.4	156 0.3	149 0.1	153 0.3	143 0.3	145 0.6	157 0.3	109 0.1	141 0.1	123 1.0	146 1.0	130 6.8			
Lap 4	133	120 0.5	128 1.7	150 0.1	115 0.4	105 0.5	127 0.3	139 0.5	112 0.4	156 0.5	149 0.1	153 0.1	143 0.2	145 0.6	157 0.2	109 0.3	141 0.1	123 0.8	146 1.3	130 7.4			
Lap 5	133	120 0.5	128 1.9	150 0.2	115 0.2	105 0.5	127 0.7	139 0.2	112 0.3	156 0.7	149 0.2	153 0.2	143 0.2	145 0.7	157 0.2	109 0.3	123 0.7	146 1.5	130 8.6	141 0.0			
Lap 6	133	120 0.6	128 2.0	150 0.1	115 0.3	105 0.5	127 1.0	139 0.2	112 0.2	156 0.8	149 0.3	143 0.4	153 0.0	145 0.4	157 0.5	123 1.0	146 1.7	130 9.3	141 3.6				
Lap 7	133	120 0.6	128 2.2	150 0.3	115 0.2	105 0.4	139 1.3	112 0.4	127 0.3	156 0.3	149 0.5	143 0.2	145 0.7	157 0.3	123 0.8	146 2.0	130 9.6	141 3.7					
Lap 8	133	120 0.8	128 2.3	150 0.1	115 0.3	105 0.3	139 1.2	112 0.5	127 0.4	156 0.3	143 1.0	149 0.0	145 0.3	157 0.6	123 0.5	146 2.6	130 9.7	141 3.8					
Lap 9	133	120 1.1	128 2.4	150 0.1	115 0.2	105 0.2	139 1.3	112 0.5	127 0.6	156 0.3	143 2.0	149 0.0	145 0.2	157 0.1	123 0.1	146 3.3	130 9.8	141 4.2					
Lap 10	133	120 1.5	128 2.6	150 0.0	115 0.2	105 0.5	139 1.0	112 0.4	127 0.9	156 0.7	149 2.1	143 0.4	157 0.7	123 0.2	145 0.9	146 1.4	130 10.2	141 3.5					



Qualifying Heat A-D

Lap Time Analysis

For information purposes. No official / regulatory value

Laps	Sector 1	Sector 2	Sector 3	Lap Time
No.139 Lennox-Lamb, Jordon				
1	19.639	21.522	19.226	1:00.387
2	18.193	21.349	19.214	58.756
3	18.080	21.291	18.530	57.901
4	17.934	21.182	18.444	57.560
5	17.869	21.129	18.525	57.523
6	17.965	21.144	18.436	57.545
7	17.882	21.143	18.378	57.403
8	17.889	21.033	18.377	57.299
9	17.913	21.098	18.361	57.372
10	17.942	21.096	18.451	57.489
No.141 Tiihonen, Niklas				
1	20.207	22.009	21.392	1:03.608
2	18.216	21.283	18.556	58.055
3	18.205	21.622	18.555	58.382
4	18.088	21.204	18.467	57.759
5	18.094	21.172	29.311	1:08.577
6	22.515	21.054	18.542	1:02.111
7	18.197	21.410	18.678	58.285
8	18.214	21.305	18.712	58.231
9	18.327	21.477	18.726	58.530
10	18.022	21.132	18.428	57.582
No.143 Backman, Jessica				
1	20.059	21.780	20.340	1:02.179
2	18.253	21.477	18.707	58.437
3	18.110	21.137	18.725	57.972
4	18.034	21.067	18.595	57.696
5	18.043	21.044	18.539	57.626
6	17.999	21.005	18.632	57.636
7	17.915	21.081	18.558	57.554
8	17.993	21.326	18.468	57.787
9	18.258	21.605	18.623	58.486
10	18.464	21.491	18.585	58.540
No.145 Dahlberg, Alexander				
1	19.936	21.589	20.221	1:01.746
2	18.798	21.791	18.920	59.509
3	18.095	21.360	18.582	58.037
4	18.012	21.180	18.566	57.758
5	17.914	21.249	18.499	57.662

Laps	Sector 1	Sector 2	Sector 3	Lap Time
6	17.869	21.065	18.458	57.392
7	17.786	21.477	18.560	57.823
8	17.919	21.194	18.395	57.508
9	18.096	21.494	18.792	58.382
10	18.327	21.405	20.281	1:00.013
No.146 Johnsen, Sindre				
1	20.061	22.662	20.502	1:03.225
2	18.498	21.563	19.870	59.931
3	18.182	21.368	18.697	58.247
4	18.073	21.317	18.567	57.957
5	18.010	21.119	18.535	57.664
6	18.038	21.066	18.722	57.826
7	18.133	21.193	18.486	57.812
8	18.091	21.234	18.787	58.112
9	18.055	21.249	18.753	58.057
10	18.070	21.242	18.580	57.892
No.149 Vigano, Matteo				
1	19.825	21.788	20.026	1:01.639
2	18.138	21.315	18.652	58.105
3	18.172	21.360	18.551	58.083
4	18.155	21.220	18.555	57.930
5	18.022	21.152	18.440	57.614
6	17.999	21.142	18.508	57.649
7	18.002	21.254	18.495	57.751
8	18.045	21.426	18.669	58.140
9	18.096	21.550	18.835	58.481
10	18.104	21.357	18.561	58.022
No.150 Bale, Thomas Michael				
1	19.085	21.498	18.981	59.564
2	18.156	21.455	18.569	58.180
3	18.159	21.554	18.493	58.206
4	18.035	21.175	18.488	57.698
5	18.057	21.141	18.379	57.577
6	17.936	20.990	18.332	57.258
7	17.989	21.109	18.408	57.506
8	17.938	21.022	18.396	57.356
9	17.951	21.039	18.434	57.424
10	17.943	21.118	18.417	57.478

Laps	Sector 1	Sector 2	Sector 3	Lap Time
No.153 Pits, Andry				
1	19.875	21.636	21.001	1:02.512
2	18.335	21.417	18.671	58.423
3	18.131	21.171	18.638	57.940
4	18.110	21.129	18.536	57.775
5	18.049	21.118	18.512	57.679
6	18.023	21.088	18.796	57.907
No.156 Armstrong, Marcus				
1	19.719	21.522	20.374	1:01.615
2	18.213	21.276	18.754	58.243
3	18.109	21.446	18.628	58.183
4	18.031	21.261	18.542	57.834
5	17.985	21.131	18.474	57.590
6	18.015	21.058	18.437	57.510
7	17.957	21.155	18.457	57.569
8	17.995	21.111	18.436	57.542
9	17.996	21.000	18.471	57.467
10	17.964	21.271	18.797	58.032
No.157 Haublin, Thibaut				
1	19.897	21.959	20.373	1:02.229
2	18.116	21.733	18.921	58.770
3	18.105	21.434	18.696	58.235
4	17.974	21.108	18.534	57.616
5	17.823	21.313	18.571	57.707
6	18.070	21.062	18.527	57.659
7	17.883	21.299	18.495	57.677
8	18.009	21.218	18.540	57.767
9	17.950	21.288	18.611	57.849
10	18.368	21.619	18.800	58.787



Qualifying Heat A-D

Starting Grid

Subject to scrutineering & sporting investigations

109	Maestranzi, Marco Top Kart / Parilla / Vega		12		
146	Johnsen, Sindre Tony Kart / Vortex / Vega		11	130	Tillett, Archie CRG / Parilla / Vega
123	Travisanutto, Lorenzo PCR / TM Racing / Vega		10	157	Haublin, Thibaut Kosmic / Parilla / Vega
149	Vigano, Matteo Top Kart / Parilla / Vega		9	143	Backman, Jessica Kosmic / Vortex / Vega
139	Lennox-Lamb, Jordon Birel Art / Parilla / Vega		8	145	Dahlberg, Alexander Tony Kart / Vortex / Vega
102	Verschoor, Richard Exprit / Vortex / Vega		7	141	Tiihonen, Niklas Kosmic / Vortex / Vega
153	Pits, Andry Zanardi / TM Racing / Vega		6	156	Armstrong, Marcus Tony Kart / Vortex / Vega
112	Haapalainen, Tuomas Croc Promotions / TM Racing / Vega		5	115	Potty, Maxime Kosmic / Vortex / Vega
122	Haaga, Anton Tony Kart / Vortex / Vega		4	105	Van Leeuwen, Martijn CRG / TM Racing / Vega
128	Roes Andersen, Casper FA Kart / Vortex / Vega		3	150	Bale, Thomas Michael FA Kart / Vortex / Vega
134	Jochimsen, Andreas Kosmic / Vortex / Vega		2	127	Lessennes, Benjamin CRG / Parilla / Vega
120	Vartanyan, Alexander Tony Kart / Vortex / Vega		1	133	Hanley, Ben Croc Promotions / TM Racing / Vega

POLE POSITION





Portimao 6 - 10.05.2015



KF



CIK-FIA European Championship (Rd1)

KF

Qualifying Heat B-D

Document 42.1

Results

Subject to scrutineering & sporting investigations

Rnk	No.	Entrant	Nat	Driver	Nat	Equipment	Laps	Gap	Interv.	Best Lap	Penalty	Points
1	▲1	133 Mad-Croc Karting	ITA	Hanley, Ben	GBR	Croc Promotions / TM Racing /	10			57.012		0
2	▼1	144 Strakka Bhaitech	SWE	Joyner, Tom	GBR	Zanardi / TM Racing / Vega	10	0.655	0.655	57.086		2
3	=	111 Ward Racing	SWE	Marcu, Dionisios	ROU	Tony Kart / Vortex / Vega	10	2.540	1.885	57.111		3
4	▲2	150 Ricky Flynn Motorsport	GBR	Bale, Thomas Michael	ARE	FA Kart / Vortex / Vega	10	2.878	0.338	57.176		4
5	=	106 Kosmic Racing Dept	ITA	Basz, Karol	POL	Kosmic / Vortex / Vega	10	3.500	0.622	57.079		5
6	▲1	151 Ricky Flynn Motorsport	GBR	Vips, Juri	EST	FA Kart / Vortex / Vega	10	5.454	1.954	57.288		6
7	▲2	107 TB Motorsport	DEU	Janker, Hannes	DEU	CRG / Parilla / Vega	10	5.627	0.173	57.243		7
8	▲5	126 Energy Corse	ITA	Correa, Juan	USA	Energy Corse / TM Racing / Veg	10	6.600	0.973	57.251		8
9	▲1	115 ASBL Karting Club Condrc	BEL	Potty, Maxime	BEL	Kosmic / Vortex / Vega	10	7.703	1.103	57.451		9
10	▼2	105 CRG Keijzer Racing	NLD	Van Leeuwen, Martijn	NLD	CRG / TM Racing / Vega	10	8.996	1.293	57.471		10
11	▲6	142 Kohtala Sports	FIN	Valtanan, Juho	FIN	Kosmic / Vortex / Vega	10	9.311	0.315	57.430		11
12	▲8	157 VDK Racing	GBR	Haublin, Thibaut	BEL	Kosmic / Parilla / Vega	10	9.690	0.379	57.380		12
13	▼1	156 Tony Kart Racing Team	ITA	Armstrong, Marcus	NZL	Tony Kart / Vortex / Vega	10	9.850	0.160	57.600		13
14	▲1	114 Ward Racing	SWE	Skaras, Emil	SWE	Tony Kart / Vortex / Vega	10	9.960	0.110	57.377		14
15	▼11	127 CRG SpA	ITA	Lessennes, Benjamin	BEL	CRG / Parilla / Vega	10	10.836	0.876	57.750		15
16	▲2	143 Kosmic Racing Dept	ITA	Backman, Jessica	SWE	Kosmic / Vortex / Vega	10	11.736	0.900	57.475		16
17	▼3	141 Kohtala Sports	FIN	Tiihonen, Niklas	FIN	Kosmic / Vortex / Vega	10	11.989	0.253	57.471		17
18	▼2	145 Ward Racing	SWE	Dahlberg, Alexander	SWE	Tony Kart / Vortex / Vega	10	12.860	0.871	57.483		18
19	=	136 Mad-Croc Karting	ITA	Viilainen, Ville	FIN	Croc Promotions / TM Racing /	10	12.941	0.081	57.608		19
20	▲1	140 Kohtala Sports	FIN	Saarelainen, Sami	FIN	Kosmic / Vortex / Vega	10	13.006	0.065	57.565		20
21	▲1	130 CRG SpA	ITA	Tillett, Archie	GBR	CRG / Parilla / Vega	10	13.498	0.492	57.616		21
22	▲1	198 Scuderia PCR Srl	ITA	Dos Santos Carvalho, M	PRT	PCR / TM Racing / Vega	10	13.505	0.007	57.692		22
23	▼12	155 MM-Racing-Kart	LUX	Reicher, Simon	AUT	FA Kart / Vortex / Vega	10	42.794	29.289	57.370	+30.000	23

No.155 Reicher, Simon : Time penalty of 30 s for incorrectly installed front fairing or incorrect position of front fairing. According to Stewards' Decision No.56.

Leaders : No.133 Hanley, Ben (1-10)

Start Time : 09/05 - 14:28:20

Best Lap : No.133 Hanley, Ben 57.012 96,67 Kph

Weather : Sunny Air : 25°C Track : Dry

Event Record : No.120 Vartanyan, Alexander 56.545 97,47 Kph



Portimao 6 - 10.05.2015



KF



CIK-FIA European Championship (Rd1)

DOCUMENT N° 56

**DÉCISION DES COMMISSAIRES SPORTIFS
STEWARDS' DECISION**

PÉNALITÉ INFLIGÉE AU CONCURRENT (NOM) : **MM-Racing-Kart**
PENALTY INFLICTED UPON THE ENTRANT (NAME):

NATIONALITÉ / NATIONALITY: **LUX**

N°: **155** PILOTE : **Reicher, Simon**
No.: DRIVER :

Concerne la partie de l'Épreuve : **KF - Qualifying Heat B-D**
Concerns the part of the event:

ÉNONCÉ / STATEMENT:

30 s time penalty in Qualifying Heat B-D

MOTIF / REASON:

The front fairing of kart 155 was not in the correct positions (according to technical drawing no. 2d when the chequered flag was waved and the kart concerned crossed the finish line.
The Stewards impose this penalty after receiving of the relevant report of Judge of Facts and in application of the art 31 specific prescription CIK-FIA 2015.

Décision annoncée
Decision announced

Date / Date: **09/05/2015**

Heure / Time: **16:32**

Nom / Name

Signature

Président du Collège / Chairman of the Panel:

Philippe LACKMAN (BEL) :

Membres du Collège / Members of the Panel:

Thom MEYLINK (NLD) :

Vitor SOUSA (PRT) :

NOTIFICATION AU CONCURRENT CONCERNÉ / NOTIFICATION TO THE RELEVANT ENTRANT

Je soussigné :
I undersigned: Nom personnel / personal name

Représentant du Concurrent : **MM-Racing-Kart**
Representing the Entrant: Nom du Concurrent / Entrant's name

Certifie avoir reçu notification du document N° **56** des Commissaires Sportifs de l'Épreuve.
Certify that I have been notified of document No. by the Stewards of the Meeting.

Date : Heure / Time: Signature :



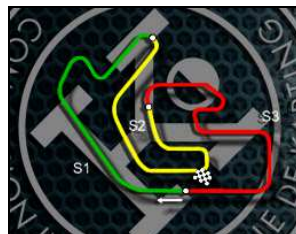
KF

Qualifying Heat B-D

Lap Chart

For information purposes. No official / regulatory value

	1	2	3	4	5	6	7	8	9	10	11	12	13	14	15	16	17	18	19	20	21	22	23
Grid	144	133	111	127	106	150	151	105	107	115	155	156	126	141	114	145	142	143	136	157	140	130	198
Start	133	144	127	111	106	151	107	150	105	155	115	156	126	141	114	142	145	136	143	157	130	140	198
Lap 1 Interval	133	144 0.3	111 0.3	151 0.1	107 0.3	106 0.1	150 0.1	156 0.1	155 0.8	126 0.0	115 0.1	127 0.2	114 0.2	105 0.1	142 0.1	141 0.4	145 0.3	136 0.1	157 0.1	143 0.3	130 0.1	140 0.0	198 0.3
Lap 2	133	144 0.1	111 0.5	151 0.1	106 0.4	107 0.1	150 0.0	156 0.3	115 0.6	126 0.2	155 0.4	127 0.2	142 0.4	105 0.2	141 0.2	145 0.2	157 0.0	114 0.1	143 0.5	130 0.5	140 0.0	136 0.7	198 0.1
Lap 3	133	144 0.2	111 0.7	151 0.1	106 0.1	150 0.1	107 0.3	156 0.3	115 0.4	126 0.3	155 0.4	127 0.5	142 0.0	105 0.2	157 0.8	145 0.3	114 0.1	141 0.1	143 0.3	130 0.3	140 0.2	136 0.2	198 0.5
Lap 4	133	144 0.3	151 1.2	111 0.1	150 0.1	106 0.1	107 0.2	156 0.2	115 0.2	126 0.3	155 0.5	142 0.5	127 0.4	105 0.1	157 0.6	114 0.4	145 0.9	141 0.1	143 0.3	130 0.3	140 0.0	136 0.0	198 0.6
Lap 5	133	144 0.2	111 1.6	150 0.1	151 0.3	106 0.1	156 0.5	107 0.1	115 0.1	126 0.1	155 0.3	142 0.2	105 1.1	127 0.1	157 0.0	114 0.3	145 1.0	141 0.1	143 0.4	140 0.6	136 0.3	130 0.3	198 0.4
Lap 6	133	144 0.3	111 1.6	150 0.2	151 0.3	106 0.3	107 0.8	156 0.5	115 0.3	126 0.7	155 0.1	142 0.0	105 0.3	157 0.2	114 0.5	127 0.1	145 0.7	141 0.1	143 0.3	140 0.8	136 0.3	130 0.5	198 0.4
Lap 7	133	144 0.4	111 1.7	150 0.3	151 0.5	106 0.1	107 0.7	156 0.8	115 0.1	126 0.7	155 0.3	142 0.1	105 0.1	157 0.4	114 0.2	127 0.5	145 0.2	141 0.2	143 0.3	140 1.3	136 0.2	130 0.4	198 0.3
Lap 8	133	144 0.4	111 1.7	150 0.2	106 0.8	151 0.3	107 0.2	156 1.4	115 0.1	126 0.1	155 0.4	142 0.2	105 0.2	157 0.4	114 0.2	127 0.9	145 0.1	141 0.0	143 0.3	140 1.4	136 0.3	130 0.4	198 0.6
Lap 9	133	144 0.5	111 1.8	150 0.3	106 0.7	151 0.9	107 0.1	126 1.7	115 0.9	156 0.5	142 0.2	105 0.2	157 0.3	155 0.5	114 0.0	141 0.0	127 0.1	143 0.4	145 0.1	140 0.5	136 0.3	130 0.8	198 0.2
Lap 10	133	144 0.6	111 1.8	150 0.3	106 0.6	151 1.9	107 0.1	126 0.9	115 1.1	105 1.2	142 0.3	157 0.3	156 0.1	114 0.1	127 0.8	143 0.9	141 0.2	155 0.8	145 0.0	136 0.0	140 0.0	130 0.4	198 0.0



Qualifying Heat B-D

Lap Time Analysis

For information purposes. No official / regulatory value

Laps	Sector 1	Sector 2	Sector 3	Lap Time	Laps	Sector 1	Sector 2	Sector 3	Lap Time	Laps	Sector 1	Sector 2	Sector 3	Lap Time
No.105 Van Leeuwen, Martijn					No.114 Skaras, Emil					No.127 Lessennes, Benjamin				
1	20.590	21.748	18.803	1:01.141	6	17.859	21.072	18.300	57.231	1	20.837	21.761	18.803	1:01.401
2	18.488	21.465	19.016	58.969	7	17.892	21.082	18.300	57.274	2	18.319	21.678	18.694	58.691
3	18.064	21.282	18.540	57.886	8	17.890	21.029	18.328	57.247	3	18.194	21.405	18.639	58.238
4	18.126	21.181	18.454	57.761	9	17.846	21.015	18.250	57.111	4	18.204	21.257	18.513	57.974
5	18.114	21.181	18.748	58.043	10	17.865	21.076	18.311	57.252	5	18.021	21.260	19.011	58.292
6	17.995	21.101	18.416	57.512	No.115 Potty, Maxime					6	18.301	21.222	18.831	58.354
7	17.985	21.157	18.388	57.530	1	19.972	21.753	18.857	1:00.582	7	18.022	21.326	18.540	57.888
8	17.919	21.191	18.361	57.471	2	18.240	21.630	19.992	59.862	8	18.008	21.276	18.466	57.750
9	17.940	22.059	18.680	58.679	3	18.323	21.496	18.666	58.485	9	18.410	21.394	18.590	58.394
10	18.116	21.162	18.575	57.853	4	17.866	21.121	18.490	57.477	10	18.307	21.422	18.644	58.373
No.106 Basz, Karol					No.126 Correa, Juan					No.130 Tillet, Archie				
1	19.321	21.527	18.745	59.593	1	19.829	21.759	18.803	1:00.391	1	20.979	22.069	18.931	1:01.979
2	18.121	21.457	18.649	58.227	2	18.114	21.463	18.493	58.070	2	18.341	21.705	18.984	59.030
3	18.050	21.221	18.502	57.773	3	18.226	21.149	18.418	57.793	3	18.276	21.465	18.566	58.307
4	18.301	21.282	18.477	58.060	4	18.100	21.050	18.357	57.507	4	18.113	21.287	19.002	58.402
5	17.967	21.494	18.377	57.838	5	18.006	21.587	18.476	58.069	5	18.931	21.356	18.431	58.718
6	17.947	21.032	18.471	57.450	6	18.018	21.485	18.636	58.139	6	18.117	21.267	18.460	57.844
7	17.927	21.083	18.383	57.393	7	18.012	21.136	18.303	57.451	7	18.075	21.357	18.483	57.915
8	17.787	21.232	18.300	57.319	8	18.355	21.122	18.326	57.803	8	18.055	21.117	18.444	57.616
9	17.790	20.992	18.297	57.079	9	17.943	22.431	18.377	58.751	9	18.245	21.305	18.481	58.031
10	17.849	20.980	18.322	57.151	10	18.032	21.076	18.399	57.507	10	18.071	21.307	19.266	58.644
No.107 Janker, Hannes					No.133 Hanley, Ben									
1	18.814	21.598	18.797	59.209	1	18.387	21.511	18.633	58.531					
2	18.555	21.380	18.587	58.522	2	18.133	21.462	18.640	58.235					
3	18.311	21.226	18.524	58.061	3	18.019	21.279	18.409	57.707					
4	18.041	21.279	18.495	57.815	4	17.939	21.115	18.366	57.420					
5	17.938	22.051	18.413	58.402	5	17.905	21.034	18.336	57.275					
6	18.039	21.166	18.261	57.466	6	17.882	20.989	18.298	57.169					
7	17.879	21.102	18.314	57.295	7	17.852	21.020	18.234	57.106					
8	17.902	21.039	18.302	57.243	8	17.851	21.010	18.229	57.090					
9	17.888	21.164	18.502	57.554	9	17.830	20.987	18.195	57.012					
10	17.896	21.264	19.014	58.174	10	17.848	21.009	18.236	57.093					
No.111 Marcu, Dionisios					No.136 Viiliainen, Ville									
1	18.637	21.662	18.749	59.048	1	20.727	21.945	18.957	1:01.629					
2	18.087	21.442	18.741	58.270	2	18.560	23.098	18.877	1:00.535					
3	18.079	21.382	18.584	58.045	3	18.130	21.267	18.622	58.019					
4	18.295	21.242	18.524	58.061	4	18.097	21.237	18.613	57.947					
5	17.858	21.236	18.355	57.449	5	18.524	21.221	18.487	58.232					



KF

Qualifying Heat B-D

Lap Time Analysis

For information purposes. No official / regulatory value

Laps	Sector 1	Sector 2	Sector 3	Lap Time	Laps	Sector 1	Sector 2	Sector 3	Lap Time	Laps	Sector 1	Sector 2	Sector 3	Lap Time
6	18.073	21.101	18.503	57.677	No.143 Backman, Jessica					6	17.929	21.059	18.318	57.306
7	18.301	21.164	18.509	57.974	1	20.978	22.061	19.070	1:02.109	7	17.869	21.094	18.372	57.335
8	18.091	21.089	18.478	57.658	2	18.244	21.676	18.710	58.630	8	17.884	21.026	18.284	57.194
9	18.039	21.097	18.472	57.608	3	18.090	21.491	18.866	58.447	9	17.835	21.034	18.307	57.176
10	18.109	21.499	19.340	58.948	4	18.005	21.440	18.979	58.424	10	17.794	21.081	18.375	57.250
No.140 Saarelainen, Sami					5	18.033	21.131	18.513	57.677	No.151 Vips, Juri				
1	20.806	22.214	18.889	1:01.909	6	17.939	21.136	18.489	57.564	1	18.666	21.577	18.697	58.940
2	18.433	21.688	18.931	59.052	7	17.948	21.124	18.467	57.539	2	18.161	21.409	18.683	58.253
3	18.409	21.559	18.518	58.486	8	17.925	21.061	18.489	57.475	3	18.191	21.311	18.536	58.038
4	18.102	21.317	18.761	58.180	9	18.511	21.248	18.555	58.314	4	18.006	21.270	18.513	57.789
5	18.225	21.248	18.478	57.951	10	18.372	21.730	18.699	58.801	5	18.210	21.532	18.384	58.126
6	18.047	21.170	18.478	57.695	No.144 Joyner, Tom					6	17.900	21.014	18.374	57.288
7	18.259	21.291	18.494	58.044	1	18.531	21.551	18.741	58.823	7	17.918	21.202	18.469	57.589
8	18.130	21.051	18.384	57.565	2	18.135	21.339	18.636	58.110	8	17.967	21.460	18.373	57.800
9	18.126	21.113	18.365	57.604	3	18.111	21.246	18.453	57.810	9	17.973	21.249	18.414	57.636
10	17.947	22.192	19.224	59.363	4	18.008	21.135	18.315	57.458	10	17.832	21.365	18.988	58.185
No.141 Tiihonen, Niklas					5	17.875	20.994	18.333	57.202	No.155 Reicher, Simon				
1	20.577	21.861	18.872	1:01.310	6	17.894	21.007	18.307	57.208	1	19.584	21.671	18.972	1:00.227
2	18.332	21.410	18.935	58.677	7	17.894	21.041	18.290	57.225	2	18.188	22.107	18.681	58.976
3	18.142	22.297	18.676	59.115	8	17.841	21.015	18.308	57.164	3	18.105	21.243	18.564	57.912
4	17.973	21.455	18.931	58.359	9	17.823	20.982	18.281	57.086	4	17.945	21.157	18.482	57.584
5	18.013	21.217	18.385	57.615	10	17.804	21.059	18.317	57.180	5	17.875	21.244	18.586	57.705
6	17.989	21.203	18.458	57.650	No.145 Dahlberg, Alexander					6	17.914	21.363	19.252	58.529
7	17.991	21.219	18.395	57.605	1	20.596	21.885	18.993	1:01.474	7	17.979	21.126	18.455	57.560
8	17.910	21.146	18.415	57.471	2	18.248	21.346	18.994	58.588	8	17.874	21.056	18.440	57.370
9	17.985	21.319	18.669	57.973	3	18.294	21.575	18.714	58.583	9	17.863	22.506	19.739	1:00.108
10	18.830	21.740	19.131	59.701	4	18.366	21.515	18.644	58.525	10	18.781	22.235	19.642	1:00.658
No.142 Valtanen, Juhu					5	17.945	21.187	18.465	57.597	No.156 Armstrong, Marcus				
1	20.343	21.774	18.698	1:00.815	6	17.926	21.151	18.605	57.682	1	19.090	21.490	18.686	59.266
2	18.185	21.529	18.946	58.660	7	17.878	21.189	18.416	57.483	2	18.442	21.428	18.655	58.525
3	18.034	21.238	18.533	57.805	8	17.956	21.136	18.524	57.616	3	18.081	21.291	18.653	58.025
4	17.933	21.138	18.449	57.520	9	18.768	21.222	18.836	58.826	4	17.959	21.202	18.506	57.667
5	17.946	21.116	18.368	57.430	10	18.504	21.723	19.573	59.800	5	17.988	21.478	18.490	57.956
6	18.011	21.187	19.137	58.335	No.150 Bale, Thomas Michael					6	18.072	21.612	18.505	58.189
7	18.111	21.129	18.416	57.656	1	19.062	21.516	18.674	59.252	7	17.957	21.185	18.458	57.600
8	17.939	21.115	18.393	57.447	2	18.495	21.393	18.499	58.387	8	18.307	21.109	18.440	57.856
9	17.898	22.215	18.570	58.683	3	18.015	21.131	18.477	57.623	9	17.990	22.867	18.535	59.392
10	17.940	21.190	19.247	58.377	4	18.008	21.281	18.477	57.766	10	18.298	21.790	19.029	59.117
					5	17.968	21.194	18.354	57.516					

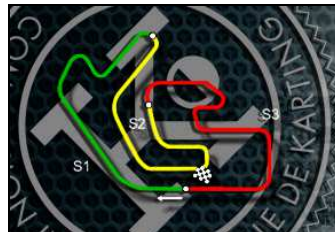


Qualifying Heat B-D

Lap Time Analysis

For information purposes. No official / regulatory value

Laps	Sector 1	Sector 2	Sector 3	Lap Time
No.157 Haublin, Thibaut				
1	20.700	21.869	19.005	1:01.574
2	18.188	21.370	18.769	58.327
3	18.019	21.608	18.580	58.207
4	17.966	21.154	18.380	57.500
5	17.928	21.107	18.590	57.625
6	18.049	21.090	18.419	57.558
7	17.887	21.400	18.495	57.782
8	17.869	21.081	18.430	57.380
9	17.890	21.786	18.997	58.673
10	17.909	21.195	19.046	58.150
No.198 Dos Santos Carvalho, Miguel				
1	20.712	22.312	19.004	1:02.028
2	18.237	22.341	19.041	59.619
3	18.337	21.455	18.671	58.463
4	18.183	21.338	18.565	58.086
5	18.349	21.478	18.493	58.320
6	18.118	21.262	18.539	57.919
7	18.082	21.296	18.430	57.808
8	18.074	21.288	18.513	57.875
9	18.083	21.172	18.437	57.692
10	18.086	21.276	18.994	58.356



KF

Qualifying Heat B-D

Document 33

Starting Grid

Subject to scrutineering & sporting investigations

198	Dos Santos Carvalho, Miguel PCR / TM Racing / Vega		12		
140	Saarelainen, Sami Kosmic / Vortex / Vega		11	130	Tillett, Archie CRG / Parilla / Vega
136	Viilainen, Ville Croc Promotions / TM Racing / Vega		10	157	Haublin, Thibaut Kosmic / Parilla / Vega
142	Valtanen, Juho Kosmic / Vortex / Vega		9	143	Backman, Jessica Kosmic / Vortex / Vega
114	Skaras, Emil Tony Kart / Vortex / Vega		8	145	Dahlberg, Alexander Tony Kart / Vortex / Vega
126	Correa, Juan Energy Corse / TM Racing / Vega		7	141	Tiihonen, Niklas Kosmic / Vortex / Vega
155	Reicher, Simon FA Kart / Vortex / Vega		6	156	Armstrong, Marcus Tony Kart / Vortex / Vega
107	Janker, Hannes CRG / Parilla / Vega		5	115	Potty, Maxime Kosmic / Vortex / Vega
151	Vips, Juri FA Kart / Vortex / Vega		4	105	Van Leeuwen, Martijn CRG / TM Racing / Vega
106	Basz, Karol Kosmic / Vortex / Vega		3	150	Bale, Thomas Michael FA Kart / Vortex / Vega
111	Marcu, Dionisios Tony Kart / Vortex / Vega		2	127	Lessennes, Benjamin CRG / Parilla / Vega
144	Joyner, Tom Zanardi / TM Racing / Vega		1	133	Hanley, Ben Croc Promotions / TM Racing / Vega

POLE POSITION





KF

Qualifying Heat A-C

Document 41

Results

Subject to scrutineering & sporting investigations

Rnk	No.	Entrant	Nat	Driver	Nat	Equipment	Laps	Gap	Interv.	Best Lap	Points	
1	▲1	104	CRG SpA		Tiene, Felice		CRG / Parilla / Vega	10			57.007	0
2	▼1	120	Ward Racing		Vartanyan, Alexander		Tony Kart / Vortex / Vega	10	0.421	0.421	57.011	2
3	▲1	124	Baby Race Srl		Lorandi, Leonardo		Tony Kart / Vortex / Vega	10	2.306	1.885	57.051	3
4	▲4	101	Tony Kart Racing Team		Nielsen, Nicklas		Tony Kart / Vortex / Vega	10	3.557	1.251	57.078	4
5	▲1	110	Ward Racing		Moilanen, Aatu		Tony Kart / Vortex / Vega	10	3.952	0.395	57.105	5
6	▲9	139	Birel ART Srl		Lennox-Lamb, Jordon		Birel Art / Parilla / Vega	10	4.352	0.400	57.030	6
7	▼2	128	Ricky Flynn Motorsport		Roes Andersen, Casper		FA Kart / Vortex / Vega	10	5.231	0.879	57.418	7
8	▲9	149	Comer		Vigano, Matteo		Top Kart / Parilla / Vega	10	5.708	0.477	57.288	8
9	▲5	129	RB Racing SA		Baciuska, Rokas		Exprit / Vortex / Vega	10	5.987	0.279	57.256	9
10	▼3	122	GRT Karting Team		Haaga, Anton		Tony Kart / Vortex / Vega	10	6.220	0.233	57.284	10
11	▼2	112	Mad-Croc Karting		Haapalainen, Tuomas		Croc Promotions / TM Racing / Vega	10	6.378	0.158	57.007	11
12	▼2	117	VDK Racing		Gadois, Alexandre		Kosmic / Parilla / Vega	10	6.992	0.614	56.994	12
13	▲3	108	Forza Racing		Hodgson, Oliver		Kosmic / Vortex / Vega	10	8.063	1.071	57.216	13
14	▼2	137	Birel ART Srl		Barnicoat, Benjamin		Birel Art / Parilla / Vega	10	8.470	0.407	57.196	14
15	▼2	102	RB Racing SA		Verschoor, Richard		Exprit / Vortex / Vega	10	9.289	0.819	57.104	15
16	▲5	146	Ward Racing		Johansen, Sindre		Tony Kart / Vortex / Vega	10	9.831	0.542	57.239	16
17	▲2	123	Scuderia PCR Srl		Travisanutto, Lorenzo		PCR / TM Racing / Vega	10	9.940	0.109	57.261	17
18	▼7	153	Strakka Bhaitech		Pits, Andry		Zanardi / TM Racing / Vega	10	10.373	0.433	57.425	18
19	▼16	134	Team Storm Development		Jochimsen, Andreas		Kosmic / Vortex / Vega	10	10.852	0.479	56.963	19
20	▼2	199	Strakka Bhaitech		Azedo Sousa, Yohan		Zanardi / TM Racing / Vega	10	11.347	0.495	57.234	20
21	▼1	118	Semi, Harri		Semi, Valtteri		Tony Kart / Vortex / Vega	10	13.299	1.952	57.559	21
22	=	147	Ward Racing		Nerman, Hugo		Tony Kart / Vortex / Vega	10	13.531	0.232	57.426	22
23	▲1	197	Ferreira, Paulo Rui		Ferreira, Joao		Croc Promotions / Parilla / Vega	10	15.141	1.610	57.816	23
24	▼1	109	Comer		Maestranzi, Marco		Top Kart / Parilla / Vega	6	4 Laps	4 Laps	58.090	24

Leaders : No.104 Tiene, Felice (1-10)

Start Time : 09/05 - 14:06:11

Best Lap : No.134 Jochimsen, Andreas 56.963 96,75 Kph

Weather : Sunny Air : 25°C Track : Dry

Event Record : No.120 Vartanyan, Alexander 56.545 97,47 Kph



KF

Qualifying Heat A-C

Lap Chart

For information purposes. No official / regulatory value

	1	2	3	4	5	6	7	8	9	10	11	12	13	14	15	16	17	18	19	20	21	22	23	24
Grid	120	104	134	124	128	110	122	101	112	117	153	137	102	129	139	108	149	199	123	118	146	147	109	197
Start	104	120	124	134	110	128	101	117	137	122	112	129	153	102	139	149	108	123	199	146	109	118	147	197
Lap 1 Interval	104 0.3	124 0.2	120 0.3	128 0.4	134 0.0	110 0.1	101 0.7	129 0.4	139 0.5	149 0.0	122 0.2	137 0.0	112 0.1	199 0.4	117 1.3	102 0.0	108 0.1	153 0.1	109 0.1	146 0.1	147 0.0	123 0.1	197 0.1	118 1.2
Lap 2	104 1.1	120 0.1	124 0.2	128 0.5	110 0.0	101 0.1	134 0.0	129 0.1	139 0.8	149 0.1	112 0.2	122 0.9	117 0.5	137 0.1	102 0.3	108 0.6	109 0.0	153 0.5	146 0.1	123 0.1	197 0.7	118 0.1	199 0.7	147 0.7
Lap 3	104 0.8	120 0.4	124 0.7	128 0.1	110 0.1	101 1.3	149 0.0	139 0.0	112 0.3	134 0.1	122 0.1	129 0.2	117 0.7	137 0.1	102 0.1	108 0.4	153 0.1	109 0.5	123 0.7	146 0.1	197 0.2	118 0.2	199 0.3	147 1.5
Lap 4	104 0.7	120 0.4	124 0.8	128 0.1	110 0.1	101 1.1	149 0.1	139 0.1	112 0.2	134 0.3	122 0.1	129 0.2	117 0.1	137 1.1	102 0.3	108 0.2	109 0.2	153 0.0	123 0.2	146 0.7	118 0.8	197 0.1	199 0.0	147 1.7
Lap 5	104 0.6	120 0.6	124 0.9	101 0.1	128 0.1	110 1.2	139 0.3	149 0.6	129 0.0	122 0.2	134 0.0	112 0.0	117 0.0	137 1.7	108 0.0	102 0.3	153 0.1	123 0.1	146 0.3	109 0.4	118 0.7	199 0.1	197 0.3	147 1.4
Lap 6	104 0.4	120 0.7	124 1.4	128 0.1	110 0.1	101 0.8	139 0.6	149 0.4	129 0.1	122 1.2	112 0.2	117 0.2	108 0.6	137 0.3	102 0.2	123 0.3	153 0.4	146 0.2	109 0.5	199 0.6	134 0.5	118 0.4	147 0.0	197 0.6
Lap 7	104 0.4	120 0.9	124 1.6	101 0.1	128 0.1	110 0.4	139 0.8	149 0.1	129 0.2	122 1.1	112 0.3	117 0.8	108 0.1	137 0.1	102 0.2	123 0.2	153 0.6	146 0.1	199 1.2	134 0.2	118 1.1	147 0.5	197 0.1	
Lap 8	104 0.3	120 1.2	124 1.7	101 0.3	110 0.5	101 0.1	139 0.7	128 0.1	149 0.1	129 0.9	122 0.1	112 0.9	117 0.3	108 0.9	137 0.1	102 0.4	123 1.0	146 0.1	153 0.1	199 0.9	134 0.1	118 1.5	147 0.4	197 0.4
Lap 9	104 0.4	120 1.2	124 1.8	101 0.3	110 0.4	101 0.5	139 0.5	128 0.5	149 0.2	129 0.1	122 0.5	112 0.3	117 1.1	108 0.4	137 0.4	123 0.7	102 0.0	146 0.5	153 0.3	199 0.8	134 0.1	118 1.8	147 0.3	197 1.0
Lap 10	104 0.4	120 1.8	124 1.2	101 0.3	110 0.4	101 0.8	139 0.4	128 0.8	149 0.4	129 0.2	122 0.2	112 0.1	117 0.6	108 1.0	137 0.4	102 0.8	146 0.5	123 0.1	153 0.4	134 0.4	199 0.4	118 1.9	147 0.2	197 1.6



KF

Qualifying Heat A-C

Lap Time Analysis

For information purposes. No official / regulatory value

Laps	Sector 1	Sector 2	Sector 3	Lap Time	Laps	Sector 1	Sector 2	Sector 3	Lap Time	Laps	Sector 1	Sector 2	Sector 3	Lap Time
No.101 Nielsen, Nicklas					6	17.795	21.322	18.365	57.482	5	17.930	21.344	18.448	57.722
1	19.826	21.731	18.775	1:00.332	7	17.912	21.109	18.472	57.493	6	17.972	21.870	18.858	58.700
2	18.225	21.484	19.130	58.839	8	17.798	21.030	18.392	57.220	7	17.928	21.048	18.336	57.312
3	18.181	21.412	18.566	58.159	9	17.817	21.073	18.362	57.252	8	17.920	20.951	18.240	57.111
4	17.867	21.220	18.461	57.548	10	17.792	21.080	18.344	57.216	9	17.877	20.939	18.178	56.994
5	17.925	21.067	18.408	57.400	No.109 Maestranzi, Marco					10	17.841	20.924	18.554	57.319
6	18.180	21.278	18.485	57.943	1	20.881	22.451	20.229	1:03.561	No.118 Semi, Valtteri				
7	17.907	21.179	18.374	57.460	2	18.291	21.478	18.877	58.646	1	20.151	22.391	22.554	1:05.096
8	17.838	21.092	18.420	57.350	3	18.252	21.238	18.600	58.090	2	18.306	21.388	18.808	58.502
9	17.867	20.984	18.299	57.150	4	17.974	21.522	18.629	58.125	3	18.070	21.421	18.773	58.264
10	17.807	20.940	18.331	57.078	5	18.202	21.397	19.414	59.013	4	18.015	21.545	18.634	58.194
No.102 Verschoor, Richard					6	18.076	21.582	18.548	58.206	5	18.050	21.207	18.622	57.879
1	21.013	22.425	20.176	1:03.614	No.110 Moilanen, Aatu					6	17.915	21.385	19.864	59.164
2	17.985	21.442	18.606	58.033	1	19.672	21.834	18.777	1:00.283	7	18.071	21.245	18.482	57.798
3	18.282	21.310	18.639	58.231	2	18.126	21.574	19.220	58.920	8	17.857	21.180	18.581	57.618
4	18.618	21.391	18.401	58.410	3	17.988	21.511	18.612	58.111	9	17.879	21.152	18.530	57.561
5	17.879	21.192	19.364	58.435	4	18.281	21.095	18.471	57.847	10	17.828	21.144	18.587	57.559
6	17.909	21.336	18.473	57.718	5	18.001	21.125	18.394	57.520	No.120 Vartanyan, Alexander				
7	17.928	21.040	18.328	57.296	6	18.027	21.343	18.414	57.784	1	19.435	21.500	18.732	59.667
8	17.832	20.995	18.277	57.104	7	17.933	21.276	18.431	57.640	2	18.277	21.755	18.825	58.857
9	18.010	21.221	18.966	58.197	8	17.835	21.128	18.420	57.383	3	17.922	21.244	18.523	57.689
10	17.915	20.969	18.338	57.222	9	17.862	20.965	18.278	57.105	4	17.938	21.144	18.404	57.486
No.104 Tiene, Felice					10	17.857	20.994	18.304	57.155	5	17.856	21.020	18.401	57.277
1	18.798	21.524	18.800	59.122	No.112 Haapalainen, Tuomas					6	17.813	20.987	18.412	57.212
2	18.287	21.295	18.706	58.288	1	20.545	22.423	18.905	1:01.873	7	17.817	21.002	18.365	57.184
3	18.193	21.162	18.607	57.962	2	18.260	21.350	18.555	58.165	8	17.799	20.913	18.299	57.011
4	18.073	21.090	18.425	57.588	3	18.006	21.359	18.895	58.260	9	17.825	20.843	18.353	57.021
5	17.982	21.014	18.391	57.387	4	18.306	21.252	18.326	57.884	10	17.794	20.886	18.367	57.047
6	17.953	21.036	18.375	57.364	5	18.022	21.060	19.461	58.543	No.122 Haaga, Anton				
7	17.898	21.034	18.283	57.215	6	18.411	21.698	18.433	58.542	1	20.471	22.317	18.926	1:01.714
8	17.921	20.892	18.264	57.077	7	17.937	20.994	18.264	57.195	2	18.136	21.877	18.625	58.638
9	17.867	20.916	18.224	57.007	8	17.864	20.953	18.259	57.076	3	18.092	21.381	19.025	58.498
10	17.841	20.895	18.293	57.029	9	17.878	20.923	18.262	57.063	4	18.094	21.365	18.374	57.833
No.108 Hodgson, Oliver					10	17.862	20.958	18.187	57.007	5	17.942	21.131	18.842	57.915
1	20.852	22.445	20.177	1:03.474	No.117 Gadois, Alexandre					6	17.929	21.134	18.387	57.450
2	18.154	21.408	18.697	58.259	1	20.477	22.841	19.404	1:02.722	7	17.925	20.987	18.468	57.380
3	18.127	21.344	18.585	58.056	2	18.255	21.814	18.641	58.710	8	17.820	21.114	18.350	57.284
4	18.280	21.785	18.503	58.568	3	18.087	21.347	18.533	57.967	9	17.951	20.999	18.440	57.390
5	17.843	21.144	18.801	57.788	4	18.137	21.362	18.407	57.906	10	17.912	20.957	18.556	57.425



Qualifying Heat A-C

Lap Time Analysis

For information purposes. No official / regulatory value

Laps	Sector 1	Sector 2	Sector 3	Lap Time	Laps	Sector 1	Sector 2	Sector 3	Lap Time	Laps	Sector 1	Sector 2	Sector 3	Lap Time
No.123 Trivanutto, Lorenzo					No.134 Jochimsen, Andreas					No.146 Johnsen, Sindre				
1	21.435	22.424	20.199	1:04.058	6	17.819	21.133	18.420	57.372	1	20.894	22.425	20.478	1:03.797
2	18.559	21.549	18.947	59.055	7	17.803	21.059	18.394	57.256	2	18.373	21.424	19.274	59.071
3	18.066	21.316	18.567	57.949	8	17.853	21.231	18.363	57.447	3	18.716	21.600	18.573	58.889
4	17.908	21.390	18.553	57.851	9	17.874	21.083	18.409	57.366	4	17.937	21.228	18.599	57.764
5	17.978	21.461	18.455	57.894	10	17.819	21.062	18.466	57.347	5	18.012	21.127	18.435	57.574
6	17.979	21.334	18.393	57.706	No.137 Barnicoat, Benjamin					6	17.964	21.599	18.475	58.038
7	17.857	21.065	18.339	57.261	1	19.460	21.791	18.975	1:00.226	7	17.907	21.126	18.391	57.424
8	17.810	21.081	18.388	57.279	2	18.318	21.787	19.140	59.245	8	17.828	21.063	18.531	57.422
9	17.848	21.061	18.749	57.658	3	18.732	22.033	19.033	59.798	9	17.934	20.966	18.347	57.247
10	18.162	21.063	18.739	57.964	4	18.110	21.232	18.476	57.818	10	17.829	20.972	18.438	57.239
No.124 Lorandi, Leonardo					No.139 Lennox-Lamb, Jordon					No.147 Nerman, Hugo				
1	19.044	21.469	18.745	59.258	1	19.798	21.815	20.404	1:02.017	1	20.654	22.557	20.167	1:03.378
2	18.626	21.515	19.087	59.228	2	18.585	22.582	18.719	59.886	2	18.493	21.562	21.527	1:01.582
3	18.001	21.412	18.586	57.999	3	18.245	21.402	18.561	58.208	3	18.403	21.490	18.691	58.584
4	17.996	21.130	18.400	57.526	4	18.348	21.418	18.481	58.247	4	18.314	21.325	18.705	58.344
5	17.930	21.111	18.401	57.442	5	18.029	21.507	18.819	58.355	5	18.190	21.181	18.496	57.867
6	17.880	21.092	18.382	57.354	6	18.136	21.399	18.338	57.873	6	18.106	21.259	18.484	57.849
7	18.001	21.008	18.325	57.334	7	17.934	21.042	18.328	57.304	7	18.009	21.141	18.567	57.717
8	18.021	20.980	18.307	57.308	8	17.895	21.021	18.335	57.251	8	17.904	21.199	18.417	57.520
9	17.909	20.864	18.278	57.051	9	17.952	21.269	18.315	57.536	9	17.971	21.027	18.428	57.426
10	17.925	21.025	18.714	57.664	10	17.897	20.963	18.336	57.196	10	17.897	21.030	18.513	57.440
No.128 Roes Andersen, Casper					No.149 Vigano, Matteo					No.153 Pits, Andry				
1	19.290	21.602	18.762	59.654	1	19.730	21.811	19.183	1:00.724	1	20.723	22.393	20.864	1:03.980
2	18.311	21.618	18.992	58.921	2	18.116	21.238	18.650	58.004	2	18.274	21.493	19.039	58.806
3	18.047	21.891	18.584	58.522	3	18.362	21.347	19.529	59.238	3	18.054	21.223	18.581	57.858
4	17.978	21.237	18.421	57.636	4	18.149	21.050	18.470	57.669	4	18.185	21.707	18.510	58.402
5	17.953	21.337	18.390	57.680	5	17.986	21.139	18.330	57.455	5	17.980	21.319	18.687	57.986
6	17.929	21.301	18.439	57.669	6	17.957	21.046	18.340	57.343					
7	17.897	21.513	18.359	57.769	7	17.887	21.052	18.342	57.281					
8	18.172	21.277	18.791	58.240	8	17.872	21.051	18.537	57.460					
9	18.002	21.068	18.348	57.418	9	17.803	20.951	18.276	57.030					
10	17.874	21.126	18.439	57.439	10	17.800	20.985	18.287	57.072					
No.129 Baciуска, Rokas														
1	19.821	21.856	18.864	1:00.541										
2	18.225	21.293	18.850	58.368										
3	18.304	21.359	20.323	59.986										
4	18.215	21.349	18.413	57.977										
5	17.909	21.100	18.523	57.532										



Qualifying Heat A-C

Lap Time Analysis

For information purposes. No official / regulatory value

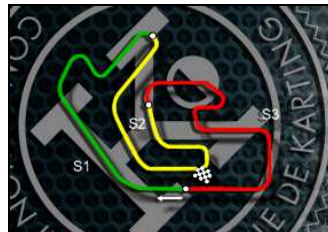
Laps	Sector 1	Sector 2	Sector 3	Lap Time
6	18.285	21.420	18.646	58.351
7	17.899	21.145	18.410	57.454
8	18.171	21.144	18.423	57.738
9	17.994	21.040	18.445	57.479
10	17.961	21.089	18.375	57.425

No.197 Ferreira, Joao

1	21.043	22.402	20.159	1:03.604
2	18.720	21.409	18.899	59.028
3	18.326	21.574	18.839	58.739
4	18.491	21.472	18.669	58.632
5	18.263	21.412	18.526	58.201
6	18.122	21.387	19.104	58.613
7	18.533	21.251	18.838	58.622
8	18.145	21.143	18.528	57.816
9	18.256	21.164	18.567	57.987
10	18.155	21.211	18.644	58.010

No.199 Azedo Sousa, Yohan

1	20.099	22.453	18.936	1:01.488
2	18.528			1:03.212
3	18.213	21.140	18.424	57.777
4	18.120	21.474	18.514	58.108
5	18.411	21.064	18.316	57.791
6	18.099	21.269	18.669	58.037
7	18.028	21.059	18.300	57.387
8	18.042	20.954	18.238	57.234
9	18.007	20.966	18.394	57.367
10	18.238	20.978	18.377	57.593



Qualifying Heat A-C

Starting Grid

Subject to scrutineering & sporting investigations

109	Maestranzi, Marco Top Kart / Parilla / Vega		12	197	Ferreira, Joao Croc Promotions / Parilla / Vega	
146	Johnsen, Sindre Tony Kart / Vortex / Vega		11	147	Nerman, Hugo Tony Kart / Vortex / Vega	
123	Travisanutto, Lorenzo PCR / TM Racing / Vega		10	118	Semi, Valtteri Tony Kart / Vortex / Vega	
149	Vigano, Matteo Top Kart / Parilla / Vega		9	199	Azedo Sousa, Yohan Zanardi / TM Racing / Vega	
139	Lennox-Lamb, Jordon Birel Art / Parilla / Vega		8	108	Hodgson, Oliver Kosmic / Vortex / Vega	
102	Verschoor, Richard Exprit / Vortex / Vega		7	129	Baciuska, Rokas Exprit / Vortex / Vega	
153	Pits, Andry Zanardi / TM Racing / Vega		6	137	Barnicoat, Benjamin Birel Art / Parilla / Vega	
112	Haapalainen, Tuomas Croc Promotions / TM Racing / Vega		5	117	Gadois, Alexandre Kosmic / Parilla / Vega	
122	Haaga, Anton Tony Kart / Vortex / Vega		4	101	Nielsen, Nicklas Tony Kart / Vortex / Vega	
128	Roes Andersen, Casper FA Kart / Vortex / Vega		3	110	Moilanen, Aatu Tony Kart / Vortex / Vega	
134	Jochimsen, Andreas Kosmic / Vortex / Vega		2	124	Lorandi, Leonardo Tony Kart / Vortex / Vega	
120	Vartanyan, Alexander Tony Kart / Vortex / Vega		1	104	Tiene, Felice CRG / Parilla / Vega	

POLE POSITION





Portimao 6 - 10.05.2015



KF



CIK-FIA European Championship (Rd1)

KF

Qualifying Heat C-D

Document 40

Results

Subject to scrutineering & sporting investigations

Rnk	No.	Entrant	Nat	Driver	Nat	Equipment	Laps	Gap	Interv.	Best Lap	Points
1	▲1	133 Mad-Croc Karting	ITA	Hanley, Ben	GBR	Croc Promotions / TM Racing / Vega	10			56.791	0
2	▼1	104 CRG SpA	ITA	Tiene, Felice	ITA	CRG / Parilla / Vega	10	0.228	0.228	56.775	2
3	=	124 Baby Race Srl	ITA	Lorandi, Leonardo	ITA	Tony Kart / Vortex / Vega	10	1.207	0.979	56.949	3
4	▲7	137 Birel ART Srl	ITA	Barnicoat, Benjamin	GBR	Birel Art / Parilla / Vega	10	2.069	0.862	56.900	4
5	▼1	127 CRG SpA	ITA	Lessennes, Benjamin	BEL	CRG / Parilla / Vega	10	2.894	0.825	56.992	5
6	▲1	101 Tony Kart Racing Team	ITA	Nielsen, Nicklas	DNK	Tony Kart / Vortex / Vega	10	3.032	0.138	56.867	6
7	▲1	105 CRG Keijzer Racing	NLD	Van Leeuwen, Martijn	NLD	CRG / TM Racing / Vega	10	3.496	0.464	56.944	7
8	▲7	108 Forza Racing	GBR	Hodgson, Oliver	GBR	Kosmic / Vortex / Vega	10	4.480	0.984	57.009	8
9	=	117 VDK Racing	GBR	Gadois, Alexandre	FRA	Kosmic / Parilla / Vega	10	4.763	0.283	57.008	9
10	▲7	199 Strakka Bhaitech	SWE	Azedo Sousa, Yohan	PRT	Zanardi / TM Racing / Vega	10	7.519	2.756	57.119	10
11	▲7	143 Kosmic Racing Dept	ITA	Backman, Jessica	SWE	Kosmic / Vortex / Vega	10	8.617	1.098	57.144	11
12	▲8	157 VDK Racing	GBR	Haublin, Thibaut	BEL	Kosmic / Parilla / Vega	10	10.014	1.397	57.079	12
13	▲8	147 Ward Racing	SWE	Nerman, Hugo	SWE	Tony Kart / Vortex / Vega	10	11.304	1.290	57.343	13
14	▲5	118 Semi, Harri	FIN	Semi, Valtteri	FIN	Tony Kart / Vortex / Vega	10	11.390	0.086	57.347	14
15	▼3	156 Tony Kart Racing Team	ITA	Armstrong, Marcus	NZL	Tony Kart / Vortex / Vega	10	12.745	1.355	57.240	15
16	▼3	129 RB Racing SA	CHE	Baciuska, Rokas	LTU	Exprit / Vortex / Vega	10	12.957	0.212	57.104	16
17	▼12	110 Ward Racing	SWE	Moilanen, Aatu	FIN	Tony Kart / Vortex / Vega	10	14.845	1.888	56.870	17
18	▲4	130 CRG SpA	ITA	Tillett, Archie	GBR	CRG / Parilla / Vega	10	14.959	0.114	57.384	18
19	▲4	197 Ferreira, Paulo Rui	PRT	Ferreira, Joao	PRT	Croc Promotions / Parilla / Vega	3	7 Laps	7 Laps	57.979	19
20	▼14	150 Ricky Flynn Motorsport	GBR	Bale, Thomas Michael	ARE	FA Kart / Vortex / Vega	0	10 Laps	3 Laps		20
21	▼11	115 ASBL Karting Club Condroz	BEL	Potty, Maxime	BEL	Kosmic / Vortex / Vega	0	10 Laps	0.174		21
22	▼8	141 Kohtala Sports	FIN	Tiihonen, Niklas	FIN	Kosmic / Vortex / Vega	0	10 Laps	0.581		22
23	▼7	145 Ward Racing	SWE	Dahlberg, Alexander	SWE	Tony Kart / Vortex / Vega	0	10 Laps	0.065		23

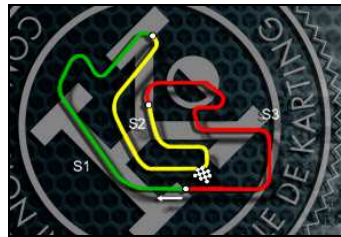
Leaders : No.104 Tiene, Felice (1-1) / No.133 Hanley, Ben (2-10)

Start Time : 09/05 - 11:26:11

Best Lap : No.104 Tiene, Felice 56.775 97,07 Kph

Weather : Sunny Air : 25°C Track : Dry

Event Record : No.120 Vartanyan, Alexander 56.545 97,47 Kph



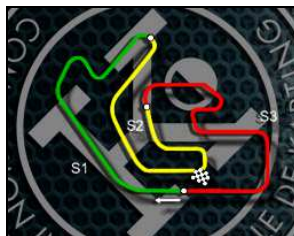
KF

Qualifying Heat C-D

Lap Chart

For information purposes. No official / regulatory value

	1	2	3	4	5	6	7	8	9	10	11	12	13	14	15	16	17	18	19	20	21	22	23	
Grid	104	133	124	127	110	150	101	105	117	115	137	156	129	141	108	145	199	143	118	157	147	130	197	
Start	133	104	124	127	110	150	101	105	117	115	137	156	141	145	129	143	108	199	118	197	147	157	130	
Lap 1 Interval	104	133 0.1	124 0.5	137 0.1	127 0.5	101 1.3	105 0.1	156 0.4	108 0.1	117 0.1	199 0.1	143 0.4	129 0.0	118 0.3	147 0.1	130 0.2	197 0.2	157 0.1	110 7.7					
Lap 2	133	104 0.1	124 0.2	137 0.6	127 0.2	105 1.2	101 0.2	108 0.4	117 0.2	129 1.2	156 0.2	143 0.5	199 0.0	147 0.4	118 0.3	130 0.7	157 0.3	197 0.1	110 5.4					
Lap 3	133	104 0.1	124 0.3	137 0.6	127 0.2	101 1.3	105 0.1	108 0.3	117 0.1	129 1.5	156 0.2	143 0.7	199 0.0	147 0.3	118 0.2	157 0.7	130 0.3	197 0.3	110 4.8					
Lap 4	133	104 0.2	124 0.4	137 0.7	127 0.2	101 0.9	105 0.4	108 0.4	117 0.1	199 2.4	143 0.4	147 0.8	118 0.2	157 0.1	130 0.7	156 0.6	129 0.3	110 3.4						
Lap 5	133	104 0.1	124 0.5	137 0.7	127 0.3	101 0.8	105 0.4	108 0.4	117 0.2	199 2.5	143 0.5	147 1.1	157 0.5	118 0.4	130 0.3	156 0.5	129 0.3	110 2.8						
Lap 6	133	104 0.1	124 0.4	137 0.8	127 0.3	101 0.5	105 0.6	108 0.5	117 0.3	199 2.5	143 0.7	157 1.3	147 0.2	118 0.3	130 0.6	156 0.2	129 0.5	110 2.3						
Lap 7	133	104 0.1	124 0.5	137 0.7	127 0.5	101 0.3	105 0.6	108 0.5	117 0.4	199 2.5	143 0.9	157 1.5	147 0.2	118 0.2	156 1.7	130 0.0	129 0.1	110 1.4						
Lap 8	133	104 0.2	124 0.6	137 0.8	127 0.5	101 0.2	105 0.6	108 0.7	117 0.3	199 2.6	143 0.9	157 1.5	147 0.3	118 0.3	156 1.6	129 0.5	130 0.1	110 0.6						
Lap 9	133	104 0.2	124 0.7	137 0.9	127 0.4	101 0.2	105 0.6	108 0.6	117 0.3	199 2.7	143 0.9	157 1.5	147 0.7	118 0.3	156 1.4	129 0.4	130 0.4	110 0.1						
Lap 10	133	104 0.2	124 0.9	137 0.8	127 0.8	101 0.1	105 0.4	108 0.9	117 0.2	199 2.7	143 1.0	157 1.3	147 1.2	118 0.0	156 1.3	129 0.2	110 1.8	130 0.1						



KF

Qualifying Heat C-D

Lap Time Analysis

For information purposes. No official / regulatory value

Laps	Sector 1	Sector 2	Sector 3	Lap Time	Laps	Sector 1	Sector 2	Sector 3	Lap Time	Laps	Sector 1	Sector 2	Sector 3	Lap Time
No.101 Nielsen, Nicklas					6	17.800	21.077	18.257	57.134	No.124 Lorandi, Leonardo				
1	20.277	21.878	18.593	1:00.748	7	17.804	20.965	18.263	57.032	1	19.167	21.237	18.588	58.992
2	18.414	21.136	18.469	58.019	8	17.830	20.978	18.313	57.121	2	18.100	21.095	18.508	57.703
3	17.997	20.955	18.459	57.411	9	17.790	20.948	18.271	57.009	3	18.063	21.081	18.414	57.558
4	17.869	20.934	18.254	57.057	10	17.818	21.006	18.411	57.235	4	17.930	21.028	18.350	57.308
5	17.898	20.857	18.323	57.078	No.110 Moilanen, Aatu					5	17.888	20.891	18.392	57.171
6	17.800	20.848	18.219	56.867	1	19.203	33.141	18.955	1:11.299	6	17.871	20.897	18.273	57.041
7	17.771	20.938	18.280	56.989	2	18.153	21.172	18.429	57.754	7	17.859	20.942	18.254	57.055
8	17.814	20.900	18.282	56.996	3	17.951	21.105	18.316	57.372	8	17.851	20.876	18.269	56.996
9	17.811	20.878	18.346	57.035	4	17.935	21.054	18.441	57.430	9	17.890	20.864	18.195	56.949
10	17.843	20.875	18.407	57.125	5	17.950	20.907	18.225	57.082	10	17.887	20.869	18.267	57.023
No.104 Tiene, Felice					6	17.864	20.909	18.235	57.008	No.127 Lessennes, Benjamin				
1	18.659	21.301	18.494	58.454	7	17.855	20.957	18.219	57.031	1	19.629	21.456	18.498	59.583
2	18.485	21.095	18.519	58.099	8	17.841	20.900	18.192	56.933	2	18.194	21.132	18.504	57.830
3	18.046	20.980	18.411	57.437	9	17.843	20.833	18.194	56.870	3	18.105	21.040	18.422	57.567
4	17.988	20.955	18.285	57.228	10	18.400	21.569	18.508	58.477	4	17.988	21.049	18.359	57.396
5	17.895	20.862	18.356	57.113	No.117 Gadois, Alexandre					5	17.916	20.920	18.403	57.239
6	17.971	20.834	18.255	57.060	1	19.764			1:01.563	6	17.919	20.903	18.346	57.168
7	17.883	20.885	18.209	56.977	2	18.086	21.212	18.478	57.776	7	17.856	21.066	18.287	57.209
8	17.834	20.868	18.184	56.886	3	18.069	21.054	18.325	57.448	8	17.901	20.887	18.293	57.081
9	17.844	20.867	18.187	56.898	4	17.991	21.005	18.357	57.353	9	17.853	20.888	18.251	56.992
10	17.848	20.755	18.172	56.775	5	17.892	21.014	18.368	57.274	10	17.934	20.932	18.391	57.257
No.105 Van Leeuwen, Martijn					6	17.848	21.007	18.301	57.156	No.129 Baciуска, Rokas				
1	20.372	21.822	18.652	1:00.846	7	17.860	21.026	18.261	57.147	1	20.636	22.137	18.742	1:01.515
2	18.056	21.122	18.457	57.635	8	17.857	20.962	18.236	57.055	2	18.363	21.340	18.673	58.376
3	18.036	21.042	18.730	57.808	9	17.813	20.943	18.252	57.008	3	18.063	21.188	18.528	57.779
4	17.992	20.999	18.326	57.317	10	17.814	20.992	18.348	57.154	4	17.963	21.093	22.751	1:01.807
5	17.895	20.937	18.284	57.116	No.118 Semi, Valtteri					5	18.057	21.197	18.434	57.688
6	17.862	20.927	18.209	56.998	1	20.303	22.205	18.813	1:01.321	6	18.003	21.041	18.463	57.507
7	17.819	20.993	18.204	57.016	2	18.572	22.404	18.633	59.609	7	17.888	21.077	18.985	57.950
8	17.825	20.933	18.253	57.011	3	18.016	21.202	18.560	57.778	8	18.002	21.035	18.543	57.580
9	17.904	20.888	18.226	57.018	4	18.024	21.015	19.277	58.316	9	17.827	20.986	18.338	57.151
10	17.873	20.900	18.171	56.944	5	18.242	21.504	18.550	58.296	10	17.810	20.963	18.331	57.104
No.108 Hodgson, Oliver					6	17.945	21.064	18.345	57.354	No.130 Tillet, Archie				
1	19.962	21.839	18.832	1:00.633	7	17.922	21.030	18.395	57.347	1	20.227	22.103	18.647	1:00.977
2	18.011	21.210	18.499	57.720	8	18.004	21.009	18.453	57.466	2	18.556	22.396	19.025	59.977
3	17.995	21.099	18.408	57.502	9	17.954	20.982	18.479	57.415	3	18.381	21.353	18.429	58.163
4	17.955	21.020	18.371	57.346	10	17.957	21.042	18.418	57.417	4	18.152	21.165	18.737	58.054
5	17.820	21.002	18.333	57.155						5	18.206	21.132	18.487	57.825



KF

Qualifying Heat C-D

Lap Time Analysis

For information purposes. No official / regulatory value

Laps	Sector 1	Sector 2	Sector 3	Lap Time
6	18.097	21.112	18.409	57.618
7	18.083	21.423	19.036	58.542
8	18.404	21.146	18.404	57.954
9	18.029	20.987	18.368	57.384
10	18.311	21.880	18.504	58.695

No.133 Hanley, Ben

Laps	Sector 1	Sector 2	Sector 3	Lap Time
1	18.972	21.257	18.374	58.603
2	18.123	21.127	18.522	57.772
3	17.989	21.106	18.326	57.421
4	17.865	21.026	18.300	57.191
5	17.803	20.924	18.464	57.191
6	17.835	20.952	18.258	57.045
7	17.764	20.996	18.221	56.981
8	17.767	20.908	18.166	56.841
9	17.801	20.907	18.156	56.864
10	17.754	20.869	18.168	56.791

No.137 Barnicoat, Benjamin

Laps	Sector 1	Sector 2	Sector 3	Lap Time
1	18.909	21.336	18.469	58.714
2	18.159	21.125	18.901	58.185
3	18.053	21.115	18.339	57.507
4	17.998	21.078	18.353	57.429
5	17.929	20.935	18.282	57.146
6	17.869	21.007	18.269	57.145
7	17.872	20.951	18.217	57.040
8	17.892	20.898	18.294	57.084
9	17.932	20.896	18.219	57.047
10	17.874	20.822	18.204	56.900

No.143 Backman, Jessica

Laps	Sector 1	Sector 2	Sector 3	Lap Time
1	20.375	22.131	18.881	1:01.387
2	18.913	21.472	18.877	59.262
3	18.084	21.205	18.646	57.935
4	18.108	21.108	18.542	57.758
5	17.958	20.965	18.478	57.401
6	17.975	21.001	18.462	57.438
7	17.868	21.067	18.365	57.300
8	17.878	20.934	18.395	57.207
9	17.871	20.930	18.343	57.144
10	17.881	21.000	18.346	57.227

No.147 Nerman, Hugo

Laps	Sector 1	Sector 2	Sector 3	Lap Time
1	19.988	22.167	18.689	1:00.844
2	18.597	21.994	18.563	59.154
3	18.016	21.309	18.474	57.799
4	18.001	21.136	19.178	58.315
5	17.984	21.138	18.519	57.641
6	18.091	21.444	18.402	57.937
7	17.925	21.105	18.425	57.455
8	17.934	21.092	18.317	57.343
9	18.032	21.066	18.380	57.478
10	17.923	21.209	18.520	57.652

No.156 Armstrong, Marcus

Laps	Sector 1	Sector 2	Sector 3	Lap Time
1	20.374	21.897	18.834	1:01.105
2	19.420	21.434	18.657	59.511
3	18.102	21.131	18.532	57.765
4	17.961	21.049	22.250	1:01.260
5	18.038	21.161	18.431	57.630
6	17.979	21.026	18.371	57.376
7	18.035	21.043	19.109	58.187
8	17.853	21.054	18.445	57.352
9	17.912	20.974	18.354	57.240
10	17.889	21.080	18.353	57.322

No.157 Haublin, Thibaut

Laps	Sector 1	Sector 2	Sector 3	Lap Time
1	20.672	22.047	18.627	1:01.346
2	18.638	22.080	19.292	1:00.010
3	17.843	21.179	18.368	57.390
4	17.909	20.947	18.840	57.696
5	18.022	21.340	18.380	57.742
6	17.814	21.026	18.346	57.186
7	17.816	21.176	18.425	57.417
8	17.857	21.018	18.370	57.245
9	17.859	20.967	18.321	57.147
10	17.827	20.962	18.290	57.079

No.197 Ferreira, Joao

Laps	Sector 1	Sector 2	Sector 3	Lap Time
1	21.027	21.943	18.691	1:01.661
2	18.547	21.993	19.738	1:00.278
3	18.221	21.202	18.556	57.979

No.199 Azedo Sousa, Yohan

Laps	Sector 1	Sector 2	Sector 3	Lap Time
1	20.075	22.040	18.705	1:00.820
2	19.211	21.439	19.059	59.709
3	18.308	21.167	18.450	57.925
4	17.912	21.009	18.355	57.276
5	17.965	20.966	18.411	57.342
6	17.909	21.024	18.268	57.201
7	17.900	20.974	18.248	57.122
8	17.891	20.984	18.284	57.159
9	17.894	20.924	18.323	57.141
10	17.911	20.914	18.294	57.119



KF

Qualifying Heat C-D

Document 31

Starting Grid

Subject to scrutineering & sporting investigations

197	Ferreira, Joao Croc Promotions / Parilla / Vega		12		
147	Nerman, Hugo Tony Kart / Vortex / Vega		11	130	Tillett, Archie CRG / Parilla / Vega
118	Semi, Valtteri Tony Kart / Vortex / Vega		10	157	Haublin, Thibaut Kosmic / Parilla / Vega
199	Azedo Sousa, Yohan Zanardi / TM Racing / Vega		9	143	Backman, Jessica Kosmic / Vortex / Vega
108	Hodgson, Oliver Kosmic / Vortex / Vega		8	145	Dahlberg, Alexander Tony Kart / Vortex / Vega
129	Baciuska, Rokas Exprit / Vortex / Vega		7	141	Tiihonen, Niklas Kosmic / Vortex / Vega
137	Barnicoat, Benjamin Birel Art / Parilla / Vega		6	156	Armstrong, Marcus Tony Kart / Vortex / Vega
117	Gadois, Alexandre Kosmic / Parilla / Vega		5	115	Potty, Maxime Kosmic / Vortex / Vega
101	Nielsen, Nicklas Tony Kart / Vortex / Vega		4	105	Van Leeuwen, Martijn CRG / TM Racing / Vega
110	Moilanen, Aatu Tony Kart / Vortex / Vega		3	150	Bale, Thomas Michael FA Kart / Vortex / Vega
124	Lorandi, Leonardo Tony Kart / Vortex / Vega		2	127	Lessennes, Benjamin CRG / Parilla / Vega
104	Tiene, Felice CRG / Parilla / Vega		1	133	Hanley, Ben Croc Promotions / TM Racing / Vega

POLE POSITION





Portimao 6 - 10.05.2015



KF



CIK-FIA European Championship (Rd1)

KF

Qualifying Heat A-B

Document 39.1

Results

Subject to scrutineering & sporting investigations

Rnk	No.	Entrant	Nat	Driver	Nat	Equipment	Laps	Gap	Interv.	Best Lap	Penalty	Points
1	120	Ward Racing	SWE	Vartanyan, Alexander	RUS	Tony Kart / Vortex / Vega	10			56.675		0
2	144	Strakka Bhaitech	SWE	Joyner, Tom	GBR	Zanardi / TM Racing / Vega	10	0.696	0.696	56.789		2
3	106	Kosmic Racing Dept	ITA	Basz, Karol	POL	Kosmic / Vortex / Vega	10	1.508	0.812	56.712		3
4	111	Ward Racing	SWE	Marcu, Dionisios	ROU	Tony Kart / Vortex / Vega	10	2.608	1.100	56.857		4
5	107	TB Motorsport	DEU	Janker, Hannes	DEU	CRG / Parilla / Vega	10	4.484	1.876	57.022		5
6	153	Strakka Bhaitech	SWE	Pits, Andry	PRT	Zanardi / TM Racing / Vega	10	6.154	1.670	57.062		6
7	128	Ricky Flynn Motorsport	GBR	Roes Andersen, Casper	DNK	FA Kart / Vortex / Vega	10	6.318	0.164	57.018		7
8	149	Comer	ITA	Vigano, Matteo	ITA	Top Kart / Parilla / Vega	10	6.775	0.457	57.106		8
9	112	Mad-Croc Karting	ITA	Haapalainen, Tuomas	FIN	Croc Promotions / TM Racing /	10	7.041	0.266	57.027		9
10	139	Birel ART Srl	ITA	Lennox-Lamb, Jordan	GBR	Birel Art / Parilla / Vega	10	8.073	1.032	56.864		10
11	142	Kohtala Sports	FIN	Valtanan, Juho	FIN	Kosmic / Vortex / Vega	10	8.257	0.184	56.916		11
12	134	Team Storm Developmer	DNK	Jochimsen, Andreas	DNK	Kosmic / Vortex / Vega	10	8.434	0.177	56.732		12
13	102	RB Racing SA	CHE	Verschoor, Richard	NLD	Exprit / Vortex / Vega	10	8.663	0.229	56.902		13
14	123	Scuderia PCR Srl	ITA	Travisanutto, Lorenzo	ITA	PCR / TM Racing / Vega	10	9.524	0.861	57.013		14
15	140	Kohtala Sports	FIN	Saarelainen, Sami	FIN	Kosmic / Vortex / Vega	10	9.989	0.465	57.059		15
16	114	Ward Racing	SWE	Skaras, Emil	SWE	Tony Kart / Vortex / Vega	10	10.311	0.322	56.982		16
17	109	Comer	ITA	Maestranzi, Marco	ITA	Top Kart / Parilla / Vega	10	11.787	1.476	57.179		17
18	136	Mad-Croc Karting	ITA	Viiliainen, Ville	FIN	Croc Promotions / TM Racing /	10	12.124	0.337	57.258		18
19	122	GRT Karting Team	SWE	Haaga, Anton	SWE	Tony Kart / Vortex / Vega	10	12.441	0.317	56.963		19
20	198	Scuderia PCR Srl	ITA	Dos Santos Carvalho, M	PRT	PCR / TM Racing / Vega	10	12.950	0.509	57.322		20
21	126	Energy Corse	ITA	Correa, Juan	USA	Energy Corse / TM Racing / Veg	10	35.957	23.007	56.845	+30.000	21
22	155	MM-Racing-Kart	LUX	Reicher, Simon	AUT	FA Kart / Vortex / Vega	10	39.400	3.443	56.989	+30.000	22
23	151	Ricky Flynn Motorsport	GBR	Vips, Juri	EST	FA Kart / Vortex / Vega	8	2 Laps	2 Laps	56.939		23
24	146	Ward Racing	SWE	Johnsen, Sindre	NOR	Tony Kart / Vortex / Vega	0	10 Laps	8 Laps			24

No.126 Correa, Juan : Time penalty of 30 s for incorrectly installed front fairing or incorrect position of front fairing. According to Stewards' Decision No.43.

No.155 Reicher, Simon : Time penalty of 30 s for incorrectly installed front fairing or incorrect position of front fairing. According to Stewards' Decision No.44.

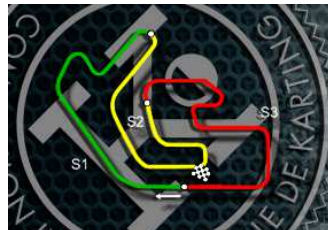
Leaders : No.120 Vartanyan, Alexander (1-10)

Start Time : 09/05 - 11:06:18

Best Lap : No.120 Vartanyan, Alexander 56.675 97,24 Kph

Weather : Sunny Air : 24°C Track : Dry

Event Record : No.120 Vartanyan, Alexander 56.545 97,47 Kph



Portimao 6 - 10.05.2015



KF



CIK-FIA European Championship (Rd1)

DOCUMENT N° 44

**DÉCISION DES COMMISSAIRES SPORTIFS
STEWARDS' DECISION**

PÉNALITÉ INFLIGÉE AU CONCURRENT (NOM) : **MM-Racing-Kart**
PENALTY INFLICTED UPON THE ENTRANT (NAME):

NATIONALITÉ / NATIONALITY: **LUX**

N°: **155** PILOTE : **Reicher, Simon**
No.: DRIVER :

Concerne la partie de l'Épreuve : **KF - Qualifying Heat A-B**
Concerns the part of the event:

ÉNONCÉ / STATEMENT:

30 s time penalty in Qualifying Heat A-B

MOTIF / REASON:

The front fairing of kart 155 was not in the correct positions (according to technical drawing no. 2d) when the chequered flag was waved and the kart concerned crossed the finish line. The Stewards impose this penalty after receiving of the relevant report of Judge of Facts and in application of the art 31 specific prescription CIK-FIA 2015.

Décision annoncée
Decision announced

Date / Date: **09/05/2015**

Heure / Time: **15:01**

Nom / Name

Signature

Président du Collège / Chairman of the Panel:

Philippe LACKMAN (BEL) :

Membres du Collège / Members of the Panel:

Thom MEYLINK (NLD) :

Vitor SOUSA (PRT) :

NOTIFICATION AU CONCURRENT CONCERNÉ / NOTIFICATION TO THE RELEVANT ENTRANT

Je soussigné :
I undersigned: Nom personnel / personal name

Représentant du Concurrent : **MM-Racing-Kart**
Representing the Entrant: Nom du Concurrent / Entrant's name

Certifie avoir reçu notification du document N° **44** des Commissaires Sportifs de l'Épreuve.
Certify that I have been notified of document No. by the Stewards of the Meeting.

Date : Heure / Time: Signature :



DOCUMENT N° 43

DÉCISION DES COMMISSAIRES SPORTIFS
STEWARDS' DECISION

PÉNALITÉ INFLIGÉE AU CONCURRENT (NOM) : **Energy Corse**
PENALTY INFLICTED UPON THE ENTRANT (NAME):

NATIONALITÉ / NATIONALITY: **ITA**

N°: **126** PILOTE : **Correa, Juan**
No.: DRIVER :

Concerne la partie de l'Épreuve : **KF - Qualifying Heat A-B**
Concerns the part of the event:

ÉNONCÉ / STATEMENT:

30 s time penalty in Qualifying Heat A-B

MOTIF / REASON:

The front fairing of kart 126 was not in the correct positions (according to technical drawing no. 2d) when the chequered flag was waved and the kart concerned crossed the finish line.
The Stewards impose this penalty after receiving of the relevant report of Judge of Facts and in application of the art 31 specific prescription CIK-FIA 2015.

Décision annoncée
Decision announced

Date / Date: **09/05/2015**

Heure / Time: **15:07**

Nom / Name

Signature

Président du Collège / Chairman of the Panel:

Philippe LACKMAN (BEL) :

Membres du Collège / Members of the Panel:

Thom MEYLINK (NLD) :

Vitor SOUSA (PRT) :

NOTIFICATION AU CONCURRENT CONCERNÉ / NOTIFICATION TO THE RELEVANT ENTRANT

Je soussigné :
I undersigned: Nom personnel / personal name

Représentant du Concurrent : **Energy Corse**
Representing the Entrant: Nom du Concurrent / Entrant's name

Certifie avoir reçu notification du document N° **43** des Commissaires Sportifs de l'Épreuve.
Certify that I have been notified of document No. by the Stewards of the Meeting.

Date : Heure / Time: Signature :



KF

Qualifying Heat A-B

Lap Chart

For information purposes. No official / regulatory value

	1	2	3	4	5	6	7	8	9	10	11	12	13	14	15	16	17	18	19	20	21	22	23	24	
Grid	120	144	134	111	128	106	122	151	112	107	153	155	102	126	139	114	149	142	123	136	146	140	109	198	
Start	120	144	111	106	151	128	107	122	134	112	153	155	126	102	139	114	142	149	136	123	140	109	198	146	
Lap 1 Interval	120	144 0.1	106 0.6	151 0.0	111 0.5	107 0.1	128 0.0	112 0.0	122 0.1	153 0.1	155 0.6	126 0.5	149 0.1	134 0.2	139 0.8	142 0.3	102 0.2	136 0.0	140 0.2	109 0.1	123 0.1	198 0.3	114 0.9	122	
Lap 2	120	144 0.3	106 0.8	151 0.2	111 0.2	128 0.5	107 0.2	153 0.4	155 0.8	126 0.0	149 0.2	112 0.2	134 0.1	142 0.5	102 0.3	139 0.2	136 0.2	140 0.2	109 0.5	123 0.1	198 0.3	114 0.8	122 2.9	122	122
Lap 3	120	144 0.4	106 0.7	151 0.2	111 0.1	128 0.6	107 0.3	153 0.4	126 0.6	149 0.4	155 0.3	112 0.0	134 0.1	142 0.1	102 0.4	139 0.3	136 0.4	140 0.3	109 0.3	123 0.3	198 0.5	114 0.5	122 2.8	122	122
Lap 4	120	144 0.3	106 0.7	151 0.3	111 0.1	128 0.7	107 0.3	153 0.4	126 0.5	149 0.5	155 0.5	112 0.1	134 0.3	142 0.1	102 0.5	139 0.1	136 0.2	140 0.3	109 0.2	123 0.1	114 1.1	198 0.3	122 2.4	122	122
Lap 5	120	144 0.3	106 0.7	111 0.7	151 0.2	128 0.4	107 0.2	153 0.4	126 0.6	149 0.5	155 0.4	112 0.1	142 0.5	134 0.3	102 0.4	139 0.0	136 0.3	140 0.3	109 0.3	123 0.2	114 0.8	198 0.5	122 2.0	122	122
Lap 6	120	144 0.4	106 0.7	111 0.8	151 0.3	107 0.7	128 0.2	153 0.2	126 0.3	149 0.9	155 0.2	112 0.2	142 0.4	134 0.4	139 0.3	102 0.3	136 0.3	140 0.1	123 0.5	109 0.2	114 0.4	198 0.9	122 1.6	122	122
Lap 7	120	144 0.4	106 0.8	111 0.8	151 0.4	107 0.8	128 0.3	153 0.2	126 0.1	149 1.1	155 0.2	112 0.2	142 0.2	134 0.1	139 0.5	102 0.3	123 1.6	140 0.2	114 0.3	136 0.4	109 0.1	198 0.2	122 1.5	122	122
Lap 8	120	144 0.4	106 0.8	111 0.8	151 0.5	107 0.8	128 0.3	126 0.4	153 0.2	149 0.9	155 0.3	112 0.1	142 0.2	134 0.2	139 0.3	102 0.6	123 1.5	140 0.4	114 0.3	109 0.6	136 0.6	198 0.5	122 0.4	122	122
Lap 9	120	144 0.6	106 0.6	111 1.0	107 1.6	128 0.3	126 0.1	153 0.4	149 1.2	112 0.5	155 0.1	142 0.1	134 0.2	139 0.0	102 0.2	123 1.5	140 0.4	114 0.3	109 1.1	136 0.2	122 0.7	198 0.1	122	122	122
Lap 10	120	144 0.6	106 0.8	111 1.1	107 1.8	126 1.4	153 0.1	128 0.1	149 0.4	112 0.2	139 1.0	142 0.1	134 0.1	102 0.2	155 0.7	123 0.1	140 0.4	114 0.3	109 1.4	136 0.3	122 0.3	198 0.5	122	122	122



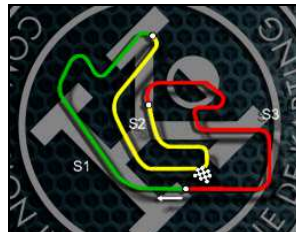
KF

Qualifying Heat A-B

Lap Time Analysis

For information purposes. No official / regulatory value

Laps	Sector 1	Sector 2	Sector 3	Lap Time	Laps	Sector 1	Sector 2	Sector 3	Lap Time	Laps	Sector 1	Sector 2	Sector 3	Lap Time
No.102 Verschoor, Richard					No.111 Marcu, Dionisio					No.120 Vartanyan, Alexander				
1	20.811	21.815	19.278	1:01.904	6	17.890	21.352	18.343	57.585	1	18.322	21.304	18.620	58.246
2	17.974	21.321	18.383	57.678	7	18.358	21.763	18.414	58.535	2	17.904	21.189	18.380	57.473
3	17.818	21.039	18.311	57.168	8	17.721	21.149	18.312	57.182	3	17.864	20.966	18.357	57.187
4	17.904	21.261	18.659	57.824	9	18.197	21.017	18.402	57.616	4	17.823	20.937	18.275	57.035
5	17.766	20.938	18.561	57.265	10	17.925	21.100	18.353	57.378	5	17.768	20.843	18.259	56.870
6	18.032	21.081	18.243	57.356	No.112 Haapalainen, Tuomas					6	17.731	20.825	18.227	56.783
7	17.745	20.893	18.264	56.902	1	18.650	22.031	18.842	59.523	7	17.776	20.838	18.195	56.809
8	17.720	21.057	18.329	57.106	2	18.024	21.116	18.512	57.652	8	17.744	20.882	18.180	56.806
9	17.777	21.015	18.284	57.076	3	17.913	20.917	18.282	57.112	9	17.665	20.846	18.164	56.675
10	17.924	21.386	18.398	57.708	4	17.911	20.846	18.327	57.084	10	17.728	20.849	18.167	56.744
No.106 Basz, Karol					5	17.779	21.111	18.262	57.152	No.122 Haaga, Anton				
1	18.514	21.519	18.544	58.577	6	17.748	20.926	18.253	56.927	1	19.420	21.295	18.716	59.431
2	18.318	21.103	18.410	57.831	7	17.767	20.874	18.216	56.857	2	18.272	20.778	18.370	1:06.420
3	17.927	20.938	18.317	57.182	8	17.804	20.903	18.188	56.895	3	17.970	20.859	18.331	57.160
4	17.819	20.900	18.240	56.959	9	17.803	20.885	18.205	56.893	4	17.829	20.820	18.342	56.991
5	17.787	20.838	18.281	56.906	10	17.803	20.929	18.250	56.982	5	17.871	20.870	18.264	57.005
6	17.814	20.791	18.244	56.849	No.114 Skaras, Emil					6	17.837	20.850	18.276	56.963
7	17.793	20.813	18.279	56.885	1	19.138	21.264	18.755	59.157	7	18.038	20.927	18.377	57.342
8	17.831	20.843	18.183	56.857	2	18.278	22.162	19.394	59.834	8	17.820	20.932	18.214	56.966
9	17.807	20.721	18.184	56.712	3	17.996	21.118	18.438	57.552	9	17.895	20.852	18.288	57.035
10	17.803	20.842	18.278	56.923	4	18.080	21.087	18.266	57.433	10	17.821	20.866	18.309	56.996
No.107 Janker, Hannes					5	17.831	21.027	18.177	57.035	No.123 Travanutto, Lorenzo				
1	18.848	21.460	18.866	59.174	6	17.867	20.907	18.253	57.027	1	21.056	22.500	18.591	1:02.147
2	18.099	21.086	19.053	58.238	7	17.890	20.937	18.312	57.139	2	18.239	21.763	18.600	58.602
3	17.969	21.028	18.352	57.349	8	17.814	20.977	18.276	57.067	3	18.019	21.038	18.329	57.386
4	17.932	20.950	18.269	57.151	9	17.871	21.210	18.464	57.545	4	17.879	20.926	18.294	57.099
5	17.852	20.896	18.343	57.091	10	17.822	21.037	18.183	57.042	5	17.991	21.001	18.424	57.416
6	17.885	20.918	18.219	57.022	No.115 Skaras, Emil					6	17.933	20.948	18.252	57.133
7	17.868	20.912	18.256	57.036	1	23.291	21.834	18.689	1:03.814	7	18.161	21.086	18.343	57.590
8	17.871	20.957	18.214	57.042	2	18.140	21.772	18.476	58.388	8	17.814	20.989	18.210	57.013
9	17.872	21.068	18.200	57.140	3	18.010	20.934	18.348	57.292	9	17.805	20.968	18.260	57.033
10	17.930	20.968	18.331	57.229	4	17.880	20.898	18.352	57.130	10	17.805	20.994	18.228	57.027
No.109 Maestranzi, Marco					5	17.799	20.983	18.332	57.114	No.126 Correa, Juan				
1	20.947	21.869	18.696	1:01.512	6	17.814	20.887	18.281	56.982	1	20.078	21.358	18.843	1:00.279
2	18.250	21.731	18.630	58.611	7	17.916	21.281	18.340	57.537	2	18.114	21.196	18.571	57.881
3	17.907	20.977	18.295	57.179	8	17.933	20.952	18.259	57.144	3	17.932	20.920	18.281	57.133
4	17.939	20.962	18.345	57.246	9	17.838	20.915	18.292	57.045	4	17.915	20.922	18.248	57.085
5	18.030	20.979	18.367	57.376	10	17.856	20.908	18.310	57.074	5	17.834	20.888	18.349	57.071



Qualifying Heat A-B

Lap Time Analysis

For information purposes. No official / regulatory value

Laps	Sector 1	Sector 2	Sector 3	Lap Time
6	17.795	20.795	18.255	56.845
7	17.779	20.873	18.283	56.935
8	17.884	20.908	18.271	57.063
9	17.824	20.860	18.200	56.884
10	18.019	21.089	19.092	58.200

No.128 Roes Andersen, Casper

1	19.093	21.369	18.840	59.302
2	18.157	21.091	18.679	57.927
3	17.982	20.968	18.277	57.227
4	17.939	20.925	18.316	57.180
5	17.833	21.021	18.308	57.162
6	17.936	21.336	18.259	57.531
7	17.898	20.993	18.234	57.125
8	17.865	20.918	18.235	57.018
9	17.910	20.979	18.240	57.129
10	18.011	21.115	19.611	58.737

No.134 Jochimsen, Andreas

1	20.276	21.369	19.406	1:01.051
2	18.122	21.392	18.577	58.091
3	18.107	21.053	18.424	57.584
4	18.120	21.140	18.375	57.635
5	17.777			57.577
6	17.763	20.880	18.345	56.988
7	17.700	20.769	18.263	56.732
8	17.826	20.883	18.351	57.060
9	17.848	21.050	18.775	57.673
10	18.115	21.399	18.356	57.870

No.136 Viiliainen, Ville

1	20.934	21.936	18.851	1:01.721
2	18.168	21.556	18.456	58.180
3	18.058	20.887	18.434	57.379
4	17.966	20.945	18.458	57.369
5	17.922	20.918	18.470	57.310
6	17.962	20.923	18.422	57.307
7	19.009	21.875	18.392	59.276
8	18.071	21.579	18.315	57.965
9	17.910	21.030	18.318	57.258
10	17.904	21.077	18.454	57.435

No.139 Lennox-Lamb, Jordan

1	20.579	22.131	18.592	1:01.302
2	18.034	22.126	18.338	58.498
3	17.873	21.068	18.276	57.217
4	17.828	21.124	18.643	57.595
5	17.833	20.908	18.489	57.230
6	17.799	20.872	18.222	56.893
7	17.795	20.881	18.244	56.920
8	17.765	20.897	18.202	56.864
9	17.784	20.894	18.724	57.402
10	17.894	21.228	18.291	57.413

No.140 Saarelainen, Sami

1	20.744	21.928	18.685	1:01.357
2	18.258	21.389	18.549	58.196
3	18.132	21.017	18.315	57.464
4	18.006	20.925	18.389	57.320
5	17.917	20.852	18.529	57.298
6	17.965	20.870	18.342	57.177
7	18.767	21.250	18.315	58.332
8	17.997	20.937	18.241	57.175
9	17.918	20.857	18.287	57.062
10	17.881	20.910	18.268	57.059

No.142 Valtanen, Juho

1	20.804	21.979	18.747	1:01.530
2	17.961	21.202	18.365	57.528
3	17.909	20.888	18.313	57.110
4	18.133	21.267	18.271	57.671
5	17.852	20.914	18.284	57.050
6	17.790	20.894	18.232	56.916
7	17.853	20.885	18.262	57.000
8	17.817	20.916	18.287	57.020
9	17.902	21.085	18.696	57.683
10	17.904	21.660	18.342	57.906

No.144 Joyner, Tom

1	18.495	21.287	18.563	58.345
2	18.108	21.107	18.464	57.679
3	17.914	21.019	18.321	57.254
4	17.856	20.880	18.211	56.947
5	17.834	20.853	18.216	56.903

No.149 Vigano, Matteo

6	17.799	20.783	18.255	56.837
7	17.782	20.835	18.223	56.840
8	17.801	20.832	18.197	56.830
9	17.754	20.900	18.208	56.862
10	17.774	20.818	18.197	56.789

No.151 Vips, Juri

1	20.089	21.291	18.728	1:00.108
2	18.155	21.255	18.607	58.017
3	17.974	21.063	18.329	57.366
4	17.907	20.949	18.284	57.140
5	17.910	20.915	18.310	57.135
6	17.889	20.982	18.312	57.183
7	17.899	20.975	18.256	57.130
8	17.855	20.988	18.263	57.106
9	17.914	21.244	18.269	57.427
10	17.935	21.019	18.347	57.301

No.153 Pits, Andry

1	18.750	21.362	18.487	58.599
2	18.374	21.125	18.480	57.979
3	18.001	20.849	18.298	57.148
4	17.896	20.825	18.420	57.141
5	18.050	21.156	18.341	57.547
6	17.790	20.850	18.370	57.010
7	17.774	20.857	18.308	56.939
8	17.826	20.907	18.296	57.029

No.155 Reicher, Simon

1	19.354	21.193	18.723	59.270
2	18.310	21.258	18.553	58.121
3	18.025	20.926	18.449	57.400
4	17.945	20.915	18.270	57.130
5	17.887	20.869	18.306	57.062
6	17.872	20.918	18.346	57.136
7	17.879	20.940	18.274	57.093
8	17.892	20.971	18.564	57.427
9	17.946	20.926	18.300	57.172
10	17.870	20.990	19.042	57.902



Qualifying Heat A-B

Lap Time Analysis

For information purposes. No official / regulatory value

Laps	Sector 1	Sector 2	Sector 3	Lap Time
3	17.848	21.329	18.850	58.027
4	17.975	20.980	18.382	57.337
5	17.823	20.806	18.360	56.989
6	17.839	20.791	18.374	57.004
7	17.896	20.920	18.311	57.127
8	17.844	20.966	18.378	57.188
9	17.848	21.211	18.779	57.838
10	17.898	22.801	18.515	59.214

No.198 Dos Santos Carvalho, Miguel

1	21.073	22.143	18.774	1:01.990
2	18.202	21.844	18.492	58.538
3	18.095	21.077	18.444	57.616
4	18.088	21.038	18.847	57.973
5	17.990	20.952	18.408	57.350
6	18.007	20.902	18.510	57.419
7	18.053	21.000	18.333	57.386
8	17.955	21.642	18.451	58.048
9	17.968	21.051	18.673	57.692
10	17.946	21.018	18.358	57.322



Qualifying Heat A-B

Starting Grid

Subject to scrutineering & sporting investigations

109	Maestranzi, Marco Top Kart / Parilla / Vega		12	198	Dos Santos Carvalho, Miguel PCR / TM Racing / Vega	
146	Johnsen, Sindre Tony Kart / Vortex / Vega		11	140	Saarelainen, Sami Kosmic / Vortex / Vega	
123	Travisanutto, Lorenzo PCR / TM Racing / Vega		10	136	Viiilainen, Ville Croc Promotions / TM Racing / Vega	
149	Vigano, Matteo Top Kart / Parilla / Vega		9	142	Valtanan, Juho Kosmic / Vortex / Vega	
139	Lennox-Lamb, Jordon Birel Art / Parilla / Vega		8	114	Skaras, Emil Tony Kart / Vortex / Vega	
102	Verschoor, Richard Exprit / Vortex / Vega		7	126	Correa, Juan Energy Corse / TM Racing / Vega	
153	Pits, Andry Zanardi / TM Racing / Vega		6	155	Reicher, Simon FA Kart / Vortex / Vega	
112	Haapalainen, Tuomas Croc Promotions / TM Racing / Vega		5	107	Janker, Hannes CRG / Parilla / Vega	
122	Haaga, Anton Tony Kart / Vortex / Vega		4	151	Vips, Juri FA Kart / Vortex / Vega	
128	Roes Andersen, Casper FA Kart / Vortex / Vega		3	106	Basz, Karol Kosmic / Vortex / Vega	
134	Jochimsen, Andreas Kosmic / Vortex / Vega		2	111	Marcu, Dionisios Tony Kart / Vortex / Vega	
120	Vartanyan, Alexander Tony Kart / Vortex / Vega		1	144	Joyner, Tom Zanardi / TM Racing / Vega	

POLE POSITION





Qualifying **Practice**





Portimao 6 - 10.05.2015



KF



CIK-FIA European Championship (Rd1)

KF

Qualifying Practice (QP)

Document 29.1 OFFICIAL

Results

Subject to scrutineering & sporting investigations

Rnk	No.	Entrant	Nat	Driver	Nat	QPS1	QPS2	QPS3	Time	Gap	Laps	Group
1	120	Ward Racing		Vartyanan, Alexander		56.545	-	-	56.545		5	A
2	144	Strakka Bhaitech		Joyner, Tom		56.569	-	-	56.569	0.024	5	B
3	104	CRG SpA		Tiene, Felice		-	56.610	-	56.610	0.065	5	C
4	133	Mad-Croc Karting		Hanley, Ben		-	-	56.634	56.634	0.089	5	D
5	134	Team Storm Development		Jochimsen, Andreas		56.652	-	-	56.652	0.107	5	A
6	111	Ward Racing		Marcu, Dionisios		56.665	-	-	56.665	0.120	5	B
7	124	Baby Race Srl		Lorandi, Leonardo		-	-	56.669	56.669	0.124	5	C
8	127	CRG SpA		Lessennes, Benjamin		-	56.686	-	56.686	0.141	5	D
9	128	Ricky Flynn Motorsport		Roes Andersen, Casper		-	-	56.686	56.686	0.141	5	A
10	106	Kosmic Racing Dept		Basz, Karol		-	56.706	-	56.706	0.161	5	B
11	110	Ward Racing		Moilanen, Aatu		-	56.710	-	56.710	0.165	5	C
12	150	Ricky Flynn Motorsport		Bale, Thomas Michael		56.722	-	-	56.722	0.177	4	D
13	122	GRT Karting Team		Haaga, Anton		-	-	56.724	56.724	0.179	6	A
14	151	Ricky Flynn Motorsport		Vips, Juri		-	56.726	-	56.726	0.181	5	B
15	101	Tony Kart Racing Team		Nielsen, Nicklas		-	56.746	-	56.746	0.201	6	C
16	105	CRG Keijzer Racing		Van Leeuwen, Martijn		-	56.754	-	56.754	0.209	5	D
17	112	Mad-Croc Karting		Haapalainen, Tuomas		-	-	56.765	56.765	0.220	5	A
18	107	TB Motorsport		Janker, Hannes		-	-	56.777	56.777	0.232	5	B
19	117	VDK Racing		Gadois, Alexandre		56.796	-	-	56.796	0.251	5	C
20	115	ASBL Karting Club Condroz		Potty, Maxime		-	-	56.804	56.804	0.259	5	D
21	153	Strakka Bhaitech		Pits, Andry		-	-	56.813	56.813	0.268	5	A
22	155	MM-Racing-Kart		Reicher, Simon		-	-	56.836	56.836	0.291	6	B
23	137	Birel ART Srl		Barnicoat, Benjamin		56.838	-	-	56.838	0.293	5	C
24	156	Tony Kart Racing Team		Armstrong, Marcus		-	-	56.839	56.839	0.294	5	D
25	102	RB Racing SA		Verschoor, Richard		-	56.867	-	56.867	0.322	5	A
26	126	Energy Corse		Correa, Juan		56.867	-	-	56.867	0.322	4	B
27	129	RB Racing SA		Baciuska, Rokas		-	56.867	-	56.867	0.322	5	C
28	141	Kohtala Sports		Tiihonen, Niklas		-	-	56.881	56.881	0.336	5	D
29	139	Birel ART Srl		Lennox-Lamb, Jordon		56.882	-	-	56.882	0.337	4	A
30	114	Ward Racing		Skaras, Emil		56.899	-	-	56.899	0.354	4	B
31	108	Forza Racing		Hodgson, Oliver		56.913	-	-	56.913	0.368	5	C
32	145	Ward Racing		Dahlberg, Alexander		56.931	-	-	56.931	0.386	5	D
33	149	Comer		Vigano, Matteo		-	56.995	-	56.995	0.450	4	A
34	142	Kohtala Sports		Valtanen, Juho		-	57.016	-	57.016	0.471	5	B
35	199	Strakka Bhaitech		Azedo Sousa, Yohan		57.031	-	-	57.031	0.486	4	C
36	143	Kosmic Racing Dept		Backman, Jessica		57.063	-	-	57.063	0.518	5	D
37	123	Scuderia PCR Srl		Travisanutto, Lorenzo		-	57.084	-	57.084	0.539	6	A
38	136	Mad-Croc Karting		Viiliainen, Ville		-	57.131	-	57.131	0.586	5	B
39	118	Semi, Harri		Semi, Valtteri		-	-	57.203	57.203	0.658	5	C

Gap Between Series : 100.16%


KF

CIK-FIA European Championship (Rd1)

KF
Qualifying Practice (QP)
Document 29.1 OFFICIAL
Results










Subject to scrutineering & sporting investigations

Rnk	No.	Entrant	Nat	Driver	Nat	QPS1	QPS2	QPS3	Time	Gap	Laps	Group
40	157	VDK Racing		Haublin, Thibaut		-	-	57.248	57.248	0.703	5	D
41	146	Ward Racing		Johnsen, Sindre		-	-	57.293	57.293	0.748	5	A
42	140	Kohtala Sports		Saarelainen, Sami		57.342	-	-	57.342	0.797	5	B
43	147	Ward Racing		Nerman, Hugo		-	57.528	-	57.528	0.983	5	C
44	130	CRG SpA		Tillett, Archie		-	57.663	-	57.663	1.118	5	D
45	109	Comer		Maestranzi, Marco		57.725	-	-	57.725	1.180	3	A
46	198	Scuderia PCR Srl		Dos Santos Carvalho, Migue		-	57.924	-	57.924	1.379	5	B
47	197	Ferreira, Paulo Rui		Ferreira, Joao		-	-	58.304	58.304	1.759	5	C

Gap Between Series : 100.16%

Qualifying Practice Series 3 (QPS3)
Document 28 OFFICIAL
Results

Subject to scrutineering & sporting investigations

Rnk	No.	Entrant	Nat	Driver	Nat	Equipment	Sector 1	Sector 2	Sector 3	Time	Gap	Laps
1	133	Mad-Croc Karting		Hanley, Ben		Croc Promotions / TM Racing / \	17.737	20.801	18.096	56.634		5
2	124	Baby Race Srl		Lorandi, Leonardo		Tony Kart / Vortex / Vega	17.741	20.717	18.211	56.669	0.035	5
3	128	Ricky Flynn Motorsport		Roes Andersen, Casper		FA Kart / Vortex / Vega	17.765	20.766	18.155	56.686	0.052	5
4	122	GRT Karting Team		Haaga, Anton		Tony Kart / Vortex / Vega	17.781	20.765	18.178	56.724	0.090	6
5	112	Mad-Croc Karting		Haapalainen, Tuomas		Croc Promotions / TM Racing / \	17.838	20.811	18.116	56.765	0.131	5
6	107	TB Motorsport		Janker, Hannes		CRG / Parilla / Vega	17.752	20.879	18.146	56.777	0.143	5
7	115	ASBL Karting Club Condrc		Potty, Maxime		Kosmic / Vortex / Vega	17.880	20.777	18.147	56.804	0.170	5
8	153	Strakka Bhaitech		Pits, Andry		Zanardi / TM Racing / Vega	17.832	20.845	18.136	56.813	0.179	5
9	155	MM-Racing-Kart		Reicher, Simon		FA Kart / Vortex / Vega	17.771	20.890	18.175	56.836	0.202	6
10	156	Tony Kart Racing Team		Armstrong, Marcus		Tony Kart / Vortex / Vega	17.780	20.829	18.230	56.839	0.205	5
11	141	Kohtala Sports		Tiihonen, Niklas		Kosmic / Vortex / Vega	17.933	20.833	18.115	56.881	0.247	5
12	118	Semi, Harri		Semi, Valtteri		Tony Kart / Vortex / Vega	17.952	20.935	18.316	57.203	0.569	5
13	157	VDK Racing		Haublin, Thibaut		Kosmic / Parilla / Vega	17.973	21.000	18.275	57.248	0.614	5
14	146	Ward Racing		Johansen, Sindre		Tony Kart / Vortex / Vega	17.930	21.002	18.361	57.293	0.659	5
15	197	Ferreira, Paulo Rui		Ferreira, Joao		Croc Promotions / Parilla / Vega	18.586	21.164	18.554	58.304	1.670	5

Start Time : 08/05 - 18:19:38

Best Lap : No.133 Hanley, Ben

56.634 97,31 Kph

Weather : Slightly cloudy Air : 23°C Track : Dry

Event Record : No.120 Vartanyan, Alexander

56.545 97,47 Kph



Qualifying Practice Series 3 (QPS3)

For information purposes. No official / regulatory value

Best Sectors Analysis

S1			S2			S3			Ideal Lap Times						
Rnk	No.	Time	Rnk	No.	Time	Rnk	No.	Time	Rnk	No.	Driver	Nat	Ideal Lap	Best Lap	Diff.
1	133	17.737	1	124	20.717	1	133	18.090	1	124	Lorandi, Leonardo	ITA	56.548	56.669	0.121
2	124	17.741	2	122	20.721	1	124	18.090	2	122	Haaga, Anton	SWE	56.620	56.724	0.104
3	107	17.752	3	128	20.766	3	141	18.095	3	133	Hanley, Ben	GBR	56.628	56.634	0.006
4	128	17.765	4	115	20.777	4	107	18.108	4	128	Roes Andersen, Casper	DNK	56.646	56.686	0.040
5	155	17.771	5	156	20.793	5	128	18.115	5	107	Janker, Hannes	DEU	56.739	56.777	0.038
6	156	17.780	6	133	20.801	6	112	18.116	6	112	Haapalainen, Tuomas	FIN	56.753	56.765	0.012
7	122	17.781	7	112	20.811	7	122	18.118	7	153	Pits, Andry	PRT	56.775	56.813	0.038
8	153	17.796	8	141	20.833	8	153	18.134	8	156	Armstrong, Marcus	NZL	56.789	56.839	0.050
9	112	17.826	9	153	20.845	9	115	18.147	9	115	Potty, Maxime	BEL	56.804	56.804	
10	115	17.880	10	107	20.879	10	155	18.175	10	155	Reicher, Simon	AUT	56.831	56.836	0.005
11	141	17.906	11	155	20.885	11	157	18.210	11	141	Tiihonen, Niklas	FIN	56.834	56.881	0.047
12	146	17.911	12	118	20.935	12	156	18.216	12	118	Semi, Valtteri	FIN	57.130	57.203	0.073
13	157	17.947	13	146	20.984	13	118	18.243	13	157	Haublin, Thibaut	BEL	57.142	57.248	0.106
14	118	17.952	14	157	20.985	14	146	18.361	14	146	Johnsen, Sindre	NOR	57.256	57.293	0.037
15	197	18.586	15	197	21.164	15	197	18.420	15	197	Ferreira, Joao	PRT	58.170	58.304	0.134



KF

Qualifying Practice Series 3 (QPS3)

Lap Time Analysis

For information purposes. No official / regulatory value

Laps	Sector 1	Sector 2	Sector 3	Lap Time	Laps	Sector 1	Sector 2	Sector 3	Lap Time	Laps	Sector 1	Sector 2	Sector 3	Lap Time
No.107 Janker, Hannes					No.128 Roes Andersen, Casper					No.156 Armstrong, Marcus				
1	18.226	21.126	18.408	57.760	1	18.129	21.221	18.242	57.592	1	18.328	21.102	18.337	57.767
2	17.917	20.950	18.241	57.108	2	17.964	20.959	18.286	57.209	2	17.950	21.207	19.294	58.451
3	17.833	20.881	18.126	56.840	3	17.829	20.841	18.115	56.785	3	17.828	20.897	18.216	56.941
4	17.796	20.882	18.108	56.786	4	17.765	20.766	18.155	56.686	4	17.814	20.793	18.263	56.870
5	17.752	20.879	18.146	56.777	5	17.804	20.811	18.201	56.816	5	17.780	20.829	18.230	56.839
No.112 Haapalainen, Tuomas					No.133 Hanley, Ben					No.157 Haublin, Thibaut				
1	18.070	20.917	18.277	57.264	1	18.126	20.912	18.139	57.177	1	18.654	21.218	18.459	58.331
2	17.927	20.859	18.171	56.957	2	17.919	20.901	18.116	56.936	2	18.044	20.985	18.394	57.423
3	17.826	20.913	18.148	56.887	3	17.807	20.872	18.106	56.785	3	17.973	21.000	18.275	57.248
4	17.838	20.811	18.116	56.765	4	17.737	20.801	18.096	56.634	4	18.152	21.012	18.210	57.374
5	17.853	20.871	18.204	56.928	5	17.772	20.827	18.090	56.689	5	17.947	21.035	18.336	57.318
No.115 Potty, Maxime					No.141 Tiihonen, Niklas					No.197 Ferreira, Joao				
1	18.400	21.163	18.483	58.046	1	18.353	21.196	18.243	57.792	1	19.408	21.871	18.866	1:00.145
2	18.035	21.009	18.268	57.312	2	17.963	20.931	18.127	57.021	2	18.904	21.774	19.030	59.708
3	18.012	20.906	18.195	57.113	3	17.950	20.865	18.095	56.910	3	19.149	21.215	18.497	58.861
4	17.926	20.858	18.148	56.932	4	17.933	20.833	18.115	56.881	4	18.586	21.164	18.554	58.304
5	17.880	20.777	18.147	56.804	5	17.906	20.854	18.203	56.963	5	18.686	21.260	18.420	58.366
No.118 Semi, Valtteri					No.146 Johnsen, Sindre									
1	18.780	21.411	18.567	58.758	1	18.394	21.303	18.561	58.258					
2	18.069	21.048	18.498	57.615	2	17.911	21.277	18.501	57.689					
3	18.391	21.008	18.329	57.728	3	18.270	21.032	18.379	57.681					
4	18.008	21.051	18.243	57.302	4	17.930	21.002	18.361	57.293					
5	17.952	20.935	18.316	57.203	5	17.949	20.984	18.368	57.301					
No.122 Haaga, Anton					No.153 Pits, Andry									
1	18.336	20.992	18.248	57.576	1	18.301	21.218	18.490	58.009					
2	17.811	20.827	18.135	56.773	2	18.082	21.217	18.321	57.620					
3	17.815	20.846	18.166	56.827	3	17.873	20.943	18.134	56.950					
4	17.889	20.721	18.118	56.728	4	17.832	20.845	18.136	56.813					
5	17.809	20.804	18.157	56.770	5	17.796	20.871	18.194	56.861					
6	17.781	20.765	18.178	56.724										
No.124 Lorandi, Leonardo					No.155 Reicher, Simon									
1	18.608	21.525	18.354	58.487	1	19.828	22.972	18.912	1:01.712					
2	17.925	20.826	18.117	56.868	2	18.099	21.144	18.371	57.614					
3	17.802	20.843	18.108	56.753	3	17.842	21.017	18.253	57.112					
4	17.842	20.864	18.090	56.796	4	17.842	20.885	18.207	56.934					
5	17.741	20.717	18.211	56.669	5	17.771	20.890	18.175	56.836					
					6	17.834	20.943	18.302	57.079					

KF

Qualifying Practice Series 2 (QPS2)

Document 27 OFFICIAL

Results

Subject to scrutineering & sporting investigations

Rnk	No.	Entrant	Nat	Driver	Nat	Equipment	Sector 1	Sector 2	Sector 3	Time	Gap	Laps
1	104	CRG SpA		Tiene, Felice		CRG / Parilla / Vega	17.792	20.750	18.068	56.610		5
2	127	CRG SpA		Lessennes, Benjamin		CRG / Parilla / Vega	17.780	20.763	18.143	56.686	0.076	5
3	106	Kosmic Racing Dept		Basz, Karol		Kosmic / Vortex / Vega	17.775	20.785	18.146	56.706	0.096	5
4	110	Ward Racing		Moilanen, Aatu		Tony Kart / Vortex / Vega	17.773	20.811	18.126	56.710	0.100	5
5	151	Ricky Flynn Motorsport		Vips, Juri		FA Kart / Vortex / Vega	17.761	20.780	18.185	56.726	0.116	5
6	101	Tony Kart Racing Team		Nielsen, Nicklas		Tony Kart / Vortex / Vega	17.724	20.833	18.189	56.746	0.136	6
7	105	CRG Keijzer Racing		Van Leeuwen, Martijn		CRG / TM Racing / Vega	17.795	20.790	18.169	56.754	0.144	5
8	102	RB Racing SA		Verschoor, Richard		Exprit / Vortex / Vega	17.694	20.968	18.205	56.867	0.257	5
9	129	RB Racing SA		Baciuska, Rokas		Exprit / Vortex / Vega	17.813	20.853	18.201	56.867	0.257	5
10	149	Comer		Vigano, Matteo		Top Kart / Parilla / Vega	17.857	20.978	18.160	56.995	0.385	4
11	142	Kohtala Sports		Valtanen, Juho		Kosmic / Vortex / Vega	17.908	20.891	18.217	57.016	0.406	5
12	123	Scuderia PCR Srl		Travisanutto, Lorenzo		PCR / TM Racing / Vega	17.830	20.970	18.284	57.084	0.474	6
13	136	Mad-Croc Karting		Viiliainen, Ville		Croc Promotions / TM Racing / Vega	18.009	20.903	18.219	57.131	0.521	5
14	147	Ward Racing		Nerman, Hugo		Tony Kart / Vortex / Vega	18.086	21.113	18.329	57.528	0.918	5
15	130	CRG SpA		Tillett, Archie		CRG / Parilla / Vega	18.177	21.158	18.328	57.663	1.053	5
16	198	Scuderia PCR Srl		Dos Santos Carvalho, M		PCR / TM Racing / Vega	18.005	21.422	18.497	57.924	1.314	5

Start Time : 08/05 - 18:04:40

Best Lap : No.104 Tiene, Felice

56.610 97,36 Kph

Weather : Slightly cloudy Air : 23°C Track : Dry

Event Record : No.120 Vartanyan, Alexander

56.545 97,47 Kph



Qualifying Practice Series 2 (QPS2)

For information purposes. No official / regulatory value

Best Sectors Analysis

S1			S2			S3			Ideal Lap Times						
Rnk	No.	Time	Rnk	No.	Time	Rnk	No.	Time	Rnk	No.	Driver	Nat	Ideal Lap	Best Lap	Diff.
1	102	17.694	1	104	20.750	1	104	18.068	1	104	Tiene, Felice	ITA	56.577	56.610	0.033
2	101	17.718	2	127	20.763	2	127	18.091	2	127	Lessennes, Benjamin	BEL	56.634	56.686	0.052
3	110	17.741	3	151	20.779	3	101	18.121	3	101	Nielsen, Nicklas	DNK	56.672	56.746	0.074
4	106	17.752	4	106	20.785	4	110	18.126	4	110	Moilanen, Aatu	FIN	56.678	56.710	0.032
5	104	17.759	5	105	20.790	5	106	18.146	5	106	Basz, Karol	POL	56.683	56.706	0.023
6	151	17.761	6	110	20.811	6	105	18.149	6	105	Van Leeuwen, Martijn	NLD	56.710	56.754	0.044
7	105	17.771	7	101	20.833	7	149	18.160	7	151	Vips, Juri	EST	56.725	56.726	0.001
8	123	17.773	8	129	20.853	8	102	18.181	8	102	Verschoor, Richard	NLD	56.843	56.867	0.024
9	127	17.780	9	142	20.873	9	151	18.185	9	129	Baciuska, Rokas	LTU	56.867	56.867	
10	129	17.813	10	136	20.903	10	129	18.201	10	142	Valtanen, Juho	FIN	56.947	57.016	0.069
11	149	17.854	11	102	20.968	11	142	18.217	11	149	Vigano, Matteo	ITA	56.992	56.995	0.003
12	142	17.857	12	123	20.970	12	136	18.219	12	123	Travisanutto, Lorenzo	ITA	57.027	57.084	0.057
13	136	17.972	13	149	20.978	13	123	18.284	13	136	Viiliainen, Ville	FIN	57.094	57.131	0.037
14	198	18.005	14	147	21.113	14	130	18.328	14	147	Nerman, Hugo	SWE	57.486	57.528	0.042
15	147	18.044	15	130	21.126	15	147	18.329	15	130	Tillett, Archie	GBR	57.631	57.663	0.032
16	130	18.177	16	198	21.409	16	198	18.497	16	198	Dos Santos Carvalho, Miguel	PRT	57.911	57.924	0.013



KF

Qualifying Practice Series 2 (QPS2)

Lap Time Analysis

For information purposes. No official / regulatory value

Laps	Sector 1	Sector 2	Sector 3	Lap Time	Laps	Sector 1	Sector 2	Sector 3	Lap Time	Laps	Sector 1	Sector 2	Sector 3	Lap Time
No.101 Nielsen, Nicklas					No.123 Trvisanutto, Lorenzo					No.147 Nerman, Hugo				
1	19.683	21.620	18.297	59.600	1	19.228	24.561	18.547	1:02.336	1	18.673	24.915	19.390	1:02.978
2	17.993	21.050	18.191	57.234	2	18.023	21.193	18.360	57.576	2	18.191	21.188	18.441	57.820
3	17.754	20.923	18.121	56.798	3	17.877	21.246	18.384	57.507	3	18.086	21.113	18.329	57.528
4	17.743	20.855	18.196	56.794	4	17.870	21.087	18.296	57.253	4	18.044	21.141	18.394	57.579
5	17.718	20.950	18.156	56.824	5	17.773	21.021	18.374	57.168	5	18.149	21.172	18.471	57.792
6	17.724	20.833	18.189	56.746	6	17.830	20.970	18.284	57.084					
No.102 Verschoor, Richard					No.127 Lessennes, Benjamin					No.149 Vigano, Matteo				
1	18.040	27.371	18.912	1:04.323	1	20.057	26.707	18.683	1:05.447	1	18.285	23.281	18.319	59.885
2	17.844	21.097	18.248	57.189	2	17.948	20.881	18.303	57.132	2	17.889	20.996	18.224	57.109
3	17.713	20.981	18.181	56.875	3	17.911	20.804	18.091	56.806	3	17.854	20.986	18.231	57.071
4	17.694	20.968	18.205	56.867	4	17.780	20.763	18.143	56.686	4	17.857	20.978	18.160	56.995
5	17.753	20.974	18.233	56.960	5	17.838	20.782	18.130	56.750					
No.104 Tiene, Felice					No.129 Baciуска, Rokas					No.151 Vips, Juri				
1	19.858	27.910	18.740	1:06.508	1	18.072	27.428	18.983	1:04.483	1	19.834	26.238	18.406	1:04.478
2	17.883	20.839	18.195	56.917	2	17.970	20.929	18.309	57.208	2	17.904	20.865	18.324	57.093
3	17.818	20.826	18.168	56.812	3	17.880	20.964	18.206	57.050	3	17.836	20.779	18.232	56.847
4	17.792	20.750	18.068	56.610	4	17.813	20.853	18.201	56.867	4	17.761	20.780	18.185	56.726
5	17.759	20.846	18.135	56.740	5	17.855	20.941	18.274	57.070	5	17.778	20.817	18.329	56.924
No.105 Van Leeuwen, Martijn					No.130 Tillet, Archie					No.198 Dos Santos Carvalho, Miguel				
1	19.056	26.985	18.685	1:04.726	1	18.583	28.712	24.170	1:11.465	1	19.062	24.524	18.952	1:02.538
2	17.932	20.917	18.248	57.097	2	18.408	21.322	18.430	58.160	2	18.144	21.409	18.598	58.151
3	17.813	20.889	18.149	56.851	3	18.191	21.207	18.509	57.907	3	18.005	21.422	18.497	57.924
4	17.795	20.790	18.169	56.754	4	18.233	21.126	18.384	57.743	4	18.068	21.424	19.899	59.391
5	17.771	20.802	18.234	56.807	5	18.177	21.158	18.328	57.663	5	18.119	21.479	18.500	58.098
No.106 Basz, Karol					No.136 Viiliainen, Ville									
1	20.016	26.720	18.299	1:05.035	1	19.824	22.443	18.384	1:00.651					
2	17.970	20.883	18.227	57.080	2	18.047	21.043	18.356	57.446					
3	17.775	20.785	18.146	56.706	3	17.972	20.934	18.333	57.239					
4	17.760	20.801	18.204	56.765	4	18.009	20.903	18.219	57.131					
5	17.752	20.800	18.189	56.741	5	18.006	20.913	18.289	57.208					
No.110 Moilanen, Aatu					No.142 Valtanen, Juho									
1	24.969	24.560	18.742	1:08.271	1	19.631	21.635	18.240	59.506					
2	17.881	20.949	18.156	56.986	2	17.914	20.996	18.266	57.176					
3	17.830	20.857	18.136	56.823	3	17.911	20.873	18.246	57.030					
4	17.773	20.811	18.126	56.710	4	17.908	20.891	18.217	57.016					
5	17.741	20.857	18.167	56.765	5	17.857	20.968	18.239	57.064					

KF

Qualifying Practice Series 1 (QPS1)

Document 26 OFFICIAL

Results

Subject to scrutineering & sporting investigations

Rnk	No.	Entrant	Nat	Driver	Nat	Equipment	Sector 1	Sector 2	Sector 3	Time	Gap	Laps
1	120	Ward Racing		Vartanyan, Alexander		Tony Kart / Vortex / Vega	17.643	20.789	18.113	56.545		5
2	144	Strakka Bhaitech		Joyner, Tom		Zanardi / TM Racing / Vega	17.658	20.796	18.115	56.569	0.024	5
3	134	Team Storm Developmen		Jochimsen, Andreas		Kosmic / Vortex / Vega	17.732	20.774	18.146	56.652	0.107	5
4	111	Ward Racing		Marcu, Dionisios		Tony Kart / Vortex / Vega	17.709	20.858	18.098	56.665	0.120	5
5	150	Ricky Flynn Motorsport		Bale, Thomas Michael		FA Kart / Vortex / Vega	17.746	20.806	18.170	56.722	0.177	4
6	117	VDK Racing		Gadois, Alexandre		Kosmic / Parilla / Vega	17.762	20.894	18.140	56.796	0.251	5
7	137	Birel ART Srl		Barnicoat, Benjamin		Birel Art / Parilla / Vega	17.807	20.874	18.157	56.838	0.293	5
8	126	Energy Corse		Correa, Juan		Energy Corse / TM Racing / Vega	17.814	20.885	18.168	56.867	0.322	4
9	139	Birel ART Srl		Lennox-Lamb, Jordon		Birel Art / Parilla / Vega	17.815	20.871	18.196	56.882	0.337	4
10	114	Ward Racing		Skaras, Emil		Tony Kart / Vortex / Vega	17.842	20.874	18.183	56.899	0.354	4
11	108	Forza Racing		Hodgson, Oliver		Kosmic / Vortex / Vega	17.834	20.883	18.196	56.913	0.368	5
12	145	Ward Racing		Dahlberg, Alexander		Tony Kart / Vortex / Vega	17.865	20.864	18.202	56.931	0.386	5
13	199	Strakka Bhaitech		Azedo Sousa, Yohan		Zanardi / TM Racing / Vega	17.880	20.905	18.246	57.031	0.486	4
14	143	Kosmic Racing Dept		Backman, Jessica		Kosmic / Vortex / Vega	17.798	20.912	18.353	57.063	0.518	5
15	140	Kohtala Sports		Saarelainen, Sami		Kosmic / Vortex / Vega	17.966	21.060	18.316	57.342	0.797	5
16	109	Comer		Maestranzi, Marco		Top Kart / Parilla / Vega	18.035	21.188	18.502	57.725	1.180	3

Start Time : 08/05 - 17:49:38

Best Lap : No.120 Vartanyan, Alexander

56.545

97,47 Kph

Weather : Slightly cloudy Air : 23°C Track : Dry



Qualifying Practice Series 1 (QPS1)

For information purposes. No official / regulatory value

Best Sectors Analysis

S1			S2			S3			Ideal Lap Times						
Rnk	No.	Time	Rnk	No.	Time	Rnk	No.	Time	Rnk	No.	Driver	Nat	Ideal Lap	Best Lap	Diff.
1	120	17.643	1	120	20.763	1	111	18.098	1	120	Vartanyan, Alexander		56.519	56.545	0.026
2	144	17.658	2	134	20.774	2	120	18.113	2	144	Joyner, Tom		56.569	56.569	
3	111	17.709	3	144	20.796	3	144	18.115	3	134	Jochimsen, Andreas		56.652	56.652	
4	134	17.732	4	150	20.806	4	117	18.120	4	111	Marcu, Dionisios		56.665	56.665	
5	150	17.746	5	137	20.846	5	150	18.124	5	150	Bale, Thomas Michael		56.676	56.722	0.046
6	117	17.762	6	111	20.858	6	137	18.137	6	117	Gadois, Alexandre		56.776	56.796	0.020
7	143	17.798	7	145	20.864	7	134	18.146	7	137	Barnicoat, Benjamin		56.790	56.838	0.048
8	137	17.807	8	139	20.871	8	139	18.158	8	139	Lennox-Lamb, Jordon		56.844	56.882	0.038
9	126	17.814	9	114	20.874	9	108	18.163	9	126	Correa, Juan		56.867	56.867	
10	139	17.815	10	108	20.883	10	126	18.168	10	108	Hodgson, Oliver		56.880	56.913	0.033
11	108	17.834	11	126	20.885	11	114	18.183	11	114	Skaras, Emil		56.899	56.899	
12	114	17.842	12	117	20.894	12	145	18.202	12	145	Dahlberg, Alexander		56.916	56.931	0.015
13	145	17.850	13	199	20.905	13	199	18.246	13	199	Azedo Sousa, Yohan		57.031	57.031	
14	199	17.880	14	143	20.912	14	140	18.316	14	143	Backman, Jessica		57.063	57.063	
15	140	17.966	15	140	21.032	15	143	18.353	15	140	Saarelainen, Sami		57.314	57.342	0.028
16	109	18.035	16	109	21.188	16	109	18.354	16	109	Maestranzi, Marco		57.577	57.725	0.148



Qualifying Practice Series 1 (QPS1)

Lap Time Analysis

For information purposes. No official / regulatory value

Laps	Sector 1	Sector 2	Sector 3	Lap Time
No.108 Hodgson, Oliver				
1	18.137	20.884	18.293	57.314
2	17.895	21.007	18.250	57.152
3	17.839	21.010	18.163	57.012
4	17.834	20.883	18.196	56.913
5	17.859	20.941	18.180	56.980

Laps	Sector 1	Sector 2	Sector 3	Lap Time
No.109 Maestranzi, Marco				
1	24.210	24.994	18.506	1:07.710
2	18.184	21.216	18.354	57.754
3	18.035	21.188	18.502	57.725

Laps	Sector 1	Sector 2	Sector 3	Lap Time
No.111 Marcu, Dionisios				
1	17.916	20.975	18.175	57.066
2	17.852	20.939	18.167	56.958
3	17.806	20.860	18.141	56.807
4	17.855	20.858	18.128	56.841
5	17.709	20.858	18.098	56.665

Laps	Sector 1	Sector 2	Sector 3	Lap Time
No.114 Skaras, Emil				
1	22.322	26.614	18.624	1:07.560
2	17.867	21.008	18.185	57.060
3	17.924	20.898	18.246	57.068
4	17.842	20.874	18.183	56.899

Laps	Sector 1	Sector 2	Sector 3	Lap Time
No.117 Gadois, Alexandre				
1	17.981	21.032	18.456	57.469
2	17.892	21.016	18.214	57.122
3	17.856	20.905	18.238	56.999
4	17.799	20.907	18.120	56.826
5	17.762	20.894	18.140	56.796

Laps	Sector 1	Sector 2	Sector 3	Lap Time
No.120 Vartanyan, Alexander				
1	18.007	21.011	18.206	57.224
2	17.844	20.909	18.165	56.918
3	17.817	20.811	18.135	56.763
4	17.799	20.763	18.160	56.722
5	17.643	20.789	18.113	56.545

Laps	Sector 1	Sector 2	Sector 3	Lap Time
No.126 Correa, Juan				
1	23.924	24.575	18.544	1:07.043
2	18.054	21.083	18.255	57.392
3	17.891	20.913	18.176	56.980
4	17.814	20.885	18.168	56.867

Laps	Sector 1	Sector 2	Sector 3	Lap Time
No.134 Jochimsen, Andreas				
1	18.237	21.001	18.354	57.592
2	17.955	21.297	18.328	57.580
3	17.908	20.889	18.297	57.094
4	18.044	20.931	18.190	57.165
5	17.732	20.774	18.146	56.652

Laps	Sector 1	Sector 2	Sector 3	Lap Time
No.137 Barnicoat, Benjamin				
1	18.117	20.999	18.742	57.858
2	17.917	20.914	18.158	56.989
3	17.923	20.846	18.152	56.921
4	17.830	20.884	18.137	56.851
5	17.807	20.874	18.157	56.838

Laps	Sector 1	Sector 2	Sector 3	Lap Time
No.139 Lennox-Lamb, Jordan				
1	24.175	24.782	18.492	1:07.449
2	17.948	21.026	18.218	57.192
3	17.838	20.894	18.158	56.890
4	17.815	20.871	18.196	56.882

Laps	Sector 1	Sector 2	Sector 3	Lap Time
No.140 Saarelainen, Sami				
1	18.301	21.173	18.532	58.006
2	18.154	21.256	18.385	57.795
3	18.134	21.032	18.418	57.584
4	18.118	21.063	18.324	57.505
5	17.966	21.060	18.316	57.342

Laps	Sector 1	Sector 2	Sector 3	Lap Time
No.143 Backman, Jessica				
1	18.105	21.227	18.503	57.835
2	17.942	21.156	18.403	57.501
3	17.929	21.152	18.411	57.492
4	17.953	20.947	18.366	57.266
5	17.798	20.912	18.353	57.063

Laps	Sector 1	Sector 2	Sector 3	Lap Time
No.144 Joyner, Tom				
1	21.814	25.007	19.097	1:05.918
2	18.082	23.864	21.587	1:03.533
3	17.843	20.926	18.177	56.946
4	17.658	20.796	18.115	56.569
5	17.735	20.836	18.116	56.687

Laps	Sector 1	Sector 2	Sector 3	Lap Time
No.145 Dahlberg, Alexander				
1	18.115	21.333	18.414	57.862
2	17.959	21.048	18.356	57.363

Laps	Sector 1	Sector 2	Sector 3	Lap Time
3	17.909	20.942	18.259	57.110
4	17.850	20.869	18.288	57.007
5	17.865	20.864	18.202	56.931

Laps	Sector 1	Sector 2	Sector 3	Lap Time
No.150 Bale, Thomas Michael				
1	24.344	24.670	18.524	1:07.538
2	17.893	20.925	18.148	56.966
3	18.761	20.953	18.124	57.838
4	17.746	20.806	18.170	56.722

Laps	Sector 1	Sector 2	Sector 3	Lap Time
No.199 Azedo Sousa, Yohan				
1	24.209	25.550	18.926	1:08.685
2	18.054	21.127	18.400	57.581
3	17.907	20.997	18.259	57.163
4	17.880	20.905	18.246	57.031



Entry & **Participants' List**





Portimao 6 - 10.05.2015



KF



CIK-FIA European Championship (Rd1)

KF

List of Participants (47 Drivers)

Document 1

No.	Entrant	Nat	Driver	Nat	Equipment
101	Tony Kart Racing Team		Nielsen, Nicklas		Tony Kart / Vortex / Vega
102	RB Racing SA		Verschoor, Richard		Exprit / Vortex / Vega
104	CRG SpA		Tiene, Felice		CRG / Parilla / Vega
105	CRG Keijzer Racing		Van Leeuwen, Martijn		CRG / TM Racing / Vega
106	Kosmic Racing Dept		Basz, Karol		Kosmic / Vortex / Vega
107	TB Motorsport		Janker, Hannes		CRG / Parilla / Vega
108	Forza Racing		Hodgson, Oliver		Kosmic / Vortex / Vega
109	Comer		Maestranzi, Marco		Top Kart / Parilla / Vega
110	Ward Racing		Moilanen, Aatu		Tony Kart / Vortex / Vega
111	Ward Racing		Marcu, Dionisios		Tony Kart / Vortex / Vega
112	Mad-Croc Karting		Haapalainen, Tuomas		Croc Promotions / TM Racing / Vega
114	Ward Racing		Skaras, Emil		Tony Kart / Vortex / Vega
115	ASBL Karting Club Condroz		Potty, Maxime		Kosmic / Vortex / Vega
117	VDK Racing		Gadois, Alexandre		Kosmic / Parilla / Vega
118	Semi, Harri		Semi, Valtteri		Tony Kart / Vortex / Vega
120	Ward Racing		Vartanyan, Alexander		Tony Kart / Vortex / Vega
122	GRT Karting Team		Haaga, Anton		Tony Kart / Vortex / Vega
123	Scuderia PCR Srl		Travisanutto, Lorenzo		PCR / TM Racing / Vega
124	Baby Race Srl		Lorandi, Leonardo		Tony Kart / Vortex / Vega
126	Energy Corse		Correa, Juan		Energy Corse / TM Racing / Vega
127	CRG SpA		Lessennes, Benjamin		CRG / Parilla / Vega
128	Ricky Flynn Motorsport		Roes Andersen, Casper		FA Kart / Vortex / Vega
129	RB Racing SA		Baciuska, Rokas		Exprit / Vortex / Vega
130	CRG SpA		Tillett, Archie		CRG / Parilla / Vega
133	Mad-Croc Karting		Hanley, Ben		Croc Promotions / TM Racing / Vega
134	Team Storm Development		Jochimsen, Andreas		Kosmic / Vortex / Vega
136	Mad-Croc Karting		Viilainen, Ville		Croc Promotions / TM Racing / Vega
137	Birel ART Srl		Barnicoat, Benjamin		Birel Art / Parilla / Vega
139	Birel ART Srl		Lennox-Lamb, Jordon		Birel Art / Parilla / Vega
140	Kohtala Sports		Saarelainen, Sami		Kosmic / Vortex / Vega
141	Kohtala Sports		Tiihonen, Niklas		Kosmic / Vortex / Vega
142	Kohtala Sports		Valtanen, Juho		Kosmic / Vortex / Vega
143	Kosmic Racing Dept		Backman, Jessica		Kosmic / Vortex / Vega
144	Strakka Bhaitech		Joyner, Tom		Zanardi / TM Racing / Vega
145	Ward Racing		Dahlberg, Alexander		Tony Kart / Vortex / Vega
146	Ward Racing		Johnsen, Sindre		Tony Kart / Vortex / Vega
147	Ward Racing		Nerman, Hugo		Tony Kart / Vortex / Vega
149	Comer		Vigano, Matteo		Top Kart / Parilla / Vega
150	Ricky Flynn Motorsport		Bale, Thomas Michael		FA Kart / Vortex / Vega
151	Ricky Flynn Motorsport		Vips, Juri		FA Kart / Vortex / Vega
153	Strakka Bhaitech		Pits, Andry		Zanardi / TM Racing / Vega



No.	Entrant	Nat	Driver	Nat	Equipment
155	MM-Racing-Kart		Reicher, Simon		FA Kart / Vortex / Vega
156	Tony Kart Racing Team		Armstrong, Marcus		Tony Kart / Vortex / Vega
157	VDK Racing		Haublin, Thibaut		Kosmic / Parilla / Vega
197	Ferreira, Paulo Rui		Ferreira, Joao		Croc Promotions / Parilla / Vega
198	Scuderia PCR Srl		Dos Santos Carvalho, Miguel		PCR / TM Racing / Vega
199	Strakka Bhaitech		Azedo Sousa, Yohan		Zanardi / TM Racing / Vega



Portimao 6 - 10.05.2015



KF



CIK-FIA European Championship (Rd1)

KF Entry List (61 Drivers)

No.	Entrant	Nat	Driver	Nat	Equipment
101	Tony Kart Racing Team		Nielsen, Nicklas		Tony Kart / Vortex / Vega
102	RB Racing SA		Verschoor, Richard		Exprit / Vortex / Vega
103	CRG SpA		Hiltbrand, Pedro		CRG / Parilla / Vega
104	CRG SpA		Tiene, Felice		CRG / Parilla / Vega
105	CRG Keijzer Racing		Van Leeuwen, Martijn		CRG / TM Racing / Vega
106	Kosmic Racing Dept		Basz, Karol		Kosmic / Vortex / Vega
107	TB Motorsport		Janker, Hannes		CRG / Parilla / Vega
108	Forza Racing		Hodgson, Oliver		Kosmic / Vortex / Vega
109	Comer		Maestranzi, Marco		Top Kart / Parilla / Vega
110	Ward Racing		Moilanen, Aatu		Tony Kart / Vortex / Vega
111	Ward Racing		Marcu, Dionisios		Tony Kart / Vortex / Vega
112	Mad-Croc Karting		Haapalainen, Tuomas		Croc Promotions / TM Racing / Vega
113	Ward Racing		Kjaergaard, Nicolai		Tony Kart / Vortex / Vega
114	Ward Racing		Skaras, Emil		Tony Kart / Vortex / Vega
115	ASBL Karting Club Condroz		Potty, Maxime		Kosmic / Vortex / Vega
116	TB Motorsport		Horn, Moritz		CRG / Parilla / Vega
117	VDK Racing		Gadois, Alexandre		Kosmic / Parilla / Vega
118	Semi, Harri		Semi, Valtteri		Tony Kart / Vortex / Vega
119	Maxima Motorsport		Chaimongkol, Sasakorn		Kosmic Kart / Vortex / Vega
120	Ward Racing		Vartanyan, Alexander		Tony Kart / Vortex / Vega
121	Ricky Flynn Motorsport		Fewtrell, Max		FA Kart / Vortex / Vega
122	GRT Karting Team		Haaga, Anton		Tony Kart / Vortex / Vega
123	Scuderia PCR Srl		Travisanutto, Lorenzo		PCR / TM Racing / Vega
124	Baby Race Srl		Lorandi, Leonardo		Tony Kart / Vortex / Vega
125	CRG Keijzer Racing		Verkroost, Bard		CRG / TM Racing / Vega
126	Energy Corse		Correa, Juan		Energy Corse / TM Racing / Vega
127	CRG SpA		Lessennes, Benjamin		CRG / Parilla / Vega
128	Ricky Flynn Motorsport		Roes Andersen, Casper		FA Kart / Vortex / Vega
129	RB Racing SA		Baciuska, Rokas		Exprit / Vortex / Vega
130	CRG SpA		Tillett, Archie		CRG / Parilla / Vega
131	Comer		Scherer, Fabio		Top Kart / Parilla / Vega
132	Strakka Bhaitech		Pasma, Patrik		Zanardi / TM Racing / Vega
133	Mad-Croc Karting		Hanley, Ben		Croc Promotions / TM Racing / Vega
134	Team Storm Development		Jochimsen, Andreas		Kosmic / Vortex / Vega
135	Mad-Croc Karting		Peltola, Olli		Croc Promotions / TM Racing / Vega
136	Mad-Croc Karting		Viiliainen, Ville		Croc Promotions / TM Racing / Vega
137	Birel ART Srl		Barnicoat, Benjamin		Birel Art / Parilla / Vega
138	Birel ART Srl		Cuff, Rory		Birel Art / Parilla / Vega
139	Birel ART Srl		Lennox-Lamb, Jordon		Birel Art / Parilla / Vega
140	Kohtala Sports		Saarelainen, Sami		Kosmic / Vortex / Vega
141	Kohtala Sports		Tiihonen, Niklas		Kosmic / Vortex / Vega



Portimao 6 - 10.05.2015



KF



CIK-FIA European Championship (Rd1)

KF Entry List (61 Drivers)

No.	Entrant	Nat	Driver	Nat	Equipment
142	Kohtala Sports		Valtanen, Juho		Kosmic / Vortex / Vega
143	Kosmic Racing Dept		Backman, Jessica		Kosmic / Vortex / Vega
144	Strakka Bhaitech		Joyner, Tom		Zanardi / TM Racing / Vega
145	Ward Racing		Dahlberg, Alexander		Tony Kart / Vortex / Vega
146	Ward Racing		Johnsen, Sindre		Tony Kart / Vortex / Vega
147	Ward Racing		Nerman, Hugo		Tony Kart / Vortex / Vega
148	Comer		Kry, Niklas		Top Kart / Parilla / Vega
149	Comer		Vigano, Matteo		Top Kart / Parilla / Vega
150	Ricky Flynn Motorsport		Bale, Thomas Michael		FA Kart / Vortex / Vega
151	Ricky Flynn Motorsport		Vips, Juri		FA Kart / Vortex / Vega
152	Strakka Bhaitech		Galletto, Francesco		Zanardi / TM Racing / Vega
153	Strakka Bhaitech		Pits, Andry		Zanardi / TM Racing / Vega
154	Forza Racing		Festante, Aldo		Tony Kart / Vortex / Vega
155	MM-Racing-Kart		Reicher, Simon		FA Kart / Vortex / Vega
156	Tony Kart Racing Team		Armstrong, Marcus		Tony Kart / Vortex / Vega
157	VDK Racing		Haublin, Thibaut		Kosmic / Parilla / Vega
196	Comer		Pinto, Diogo		Top Kart / Parilla / Vega
197	Ferreira, Paulo Rui		Ferreira, Joao		Croc Promotions / Parilla / Vega
198	Scuderia PCR Srl		Dos Santos Carvalho, Miguel		PCR / TM Racing / Vega
199	Strakka Bhaitech		Azedo Sousa, Yohan		Zanardi / TM Racing / Vega