

**X30 Super Shifter**  
**Essais Qualificatifs / Qualifying Practice**  
**Classement de la séance**

Cl	N°	Pilote	Nat	Meilleur S1	Meilleur S2	Meilleur S3	Temps idéal	Temps	Ecart	Tour	Vitesse
Rnk	No.	Driver		Best S1	Best S2	Best S3	Ideal Time	Time	Gap	Lap	Speed
1	403	HAJEK Patrik		17.106	12.650	18.620	48.376	<b>48.412</b>		9	93,39
2	420	VIGANO Matteo		17.085	12.626	18.641	48.352	<b>48.419</b>	+0.007	10	93,38
3	401	THONON Jonathan		17.058	12.634	18.674	48.366	<b>48.420</b>	+0.008	9	93,38
4	409	SARFATI Jean-Noël		17.061	12.646	18.775	48.482	<b>48.637</b>	+0.225	10	92,96
5	425	SAVONA Federico		17.198	12.667	18.780	48.645	<b>48.695</b>	+0.283	8	92,85
6	412	SOUSA Yohan		17.193	12.771	18.843	48.807	<b>48.867</b>	+0.455	12	92,52
7	450	DELRE Thierry		17.259	12.737	18.835	48.831	<b>48.892</b>	+0.480	11	92,48
8	452	THEUNISSEN Rémi		17.303	12.808	18.783	48.894	<b>49.030</b>	+0.618	8	92,22
9	456	GREGOIRE Corentin		17.366	12.794	18.866	49.026	<b>49.071</b>	+0.659	8	92,14
10	427	OP DE BEECK Frédéric		17.305	12.846	18.874	49.025	<b>49.077</b>	+0.665	12	92,13
11	442	BONDUEL Amaury		17.272	12.849	18.877	48.998	<b>49.088</b>	+0.676	10	92,11
12	415	HANSES Julian		17.374	12.867	19.079	49.320	<b>49.428</b>	+1.016	10	91,47
13	419	PICCIONE Clivio		17.483	12.834	19.142	49.459	<b>49.544</b>	+1.132	9	91,26
14	404	PRETTE Louis		17.490	12.891	19.131	49.512	<b>49.607</b>	+1.195	7	91,14
15	414	MASSAAD Karl		17.429	13.037	19.129	49.595	<b>49.685</b>	+1.273	10	91,00

Sous réserves du contrôle technique ou de fait sportif

Le Chronométrage / Timekeeper

Heure d'affichage

Président du collège / Chairman of the Panel

# X30 Challenge Europa 2015

## X30 Super Shifter

### Essais Qualificatifs / Qualifying Practice

### Historique / Records

Seq	Secteur 1 Sector 1	Secteur 2 Sector 2	Secteur 3 Sector 3	Tour Lap	Temps Time
<b>401 THONON Jonathan</b>					
1					START
16		16.946	23.915	1	
32	21.810	16.732	20.156	2	58.698
47	18.179	12.948	19.040	3	50.167
62	17.327	12.742	18.723	4	48.792
76	17.254	13.046	18.885	5	49.185
91	17.159	12.634	18.799	6	48.592
106	18.570	13.249	18.982	7	50.801
121	17.104	12.709	18.680	8	48.493
135	17.058	12.657	18.705	9	48.420
150	17.098	12.692	18.674	10	48.464
164					FINISH
165	20.104	13.631	19.486	11	53.221

Seq	Secteur 1 Sector 1	Secteur 2 Sector 2	Secteur 3 Sector 3	Tour Lap	Temps Time
<b>403 HAJEK Patrik</b>					
1					START
26		19.854	23.268	1	
41	19.767	13.857	19.291	2	52.915
56	17.460	12.819	18.859	3	49.138
71	17.277	12.755	18.723	4	48.755
86	17.245	12.730	18.665	5	48.640
101	17.220	12.689	18.687	6	48.596
116	21.358	13.907	18.935	7	54.200
131	17.178	12.679	18.620	8	48.477
146	17.106	12.650	18.656	9	48.412
160	17.170	12.658	18.643	10	48.471
164					FINISH

Seq	Secteur 1 Sector 1	Secteur 2 Sector 2	Secteur 3 Sector 3	Tour Lap	Temps Time
<b>404 PRETTE Louis</b>					
1					START
3		14.687	20.527	1	

Seq	Secteur 1 Sector 1	Secteur 2 Sector 2	Secteur 3 Sector 3	Tour Lap	Temps Time
13	18.363	13.640	19.627	2	51.630
28	17.950	13.212	19.434	3	50.596
43	17.763	13.072	19.321	4	50.156
58	17.781	13.002	19.158	5	49.941
73	17.602	12.891	19.194	6	49.687
88	17.520	12.929	19.158	7	49.607
103	17.490	12.979	19.234	8	49.703
118	17.548	12.959	19.131	9	49.638
133	17.534	12.965	19.206	10	49.705
148	17.631	12.963	19.375	11	49.969
162	17.594	12.936	19.189	12	49.719
164					FINISH
174	17.638	12.958	19.233	13	49.829

Seq	Secteur 1 Sector 1	Secteur 2 Sector 2	Secteur 3 Sector 3	Tour Lap	Temps Time
<b>409 SARFATI Jean-Noël</b>					
1					START
10		17.287	21.740	1	
24	18.385	13.419	19.582	2	51.386
38	17.722	12.968	19.101	3	49.791
53	17.329	12.858	18.877	4	49.064
68	17.270	12.823	18.894	5	48.987
83	17.167	12.880	18.845	6	48.892
98	17.159	12.759	18.775	7	48.693
113	17.137	12.646	18.942	8	48.725
127	17.350	12.968	18.822	9	49.140
142	17.096	12.756	18.785	10	48.637
156	17.238	12.730	18.799	11	48.767
164					FINISH
170	17.061	12.795	18.822	12	48.678

Seq	Secteur 1 Sector 1	Secteur 2 Sector 2	Secteur 3 Sector 3	Tour Lap	Temps Time
<b>412 SOUSA Yohan</b>					
1					START
11		19.406	22.399	1	
25	18.757	13.554	19.486	2	51.797

## X30 Challenge Europa 2015

## X30 Super Shifter

## Essais Qualificatifs / Qualifying Practice

## Historique / Records

Seq	Secteur 1 Sector 1	Secteur 2 Sector 2	Secteur 3 Sector 3	Tour Lap	Temps Time
39	17.881	13.045	19.343	3	50.269
54	17.644	12.952	19.086	4	49.682
69	17.397	12.850	18.995	5	49.242
84	17.438	12.915	18.843	6	49.196
99	17.281	12.904	18.961	7	49.146
114	17.454	12.809	18.916	8	49.179
129	17.319	12.787	18.880	9	48.986
144	17.193	12.855	18.933	10	48.981
158	17.194	12.859	18.970	11	49.023
164					FINISH
172	17.224	12.771	18.872	12	48.867

## 414 MASSAAD Karl

1	START				
17		16.832	20.470	1	
31	20.496	14.638	19.716	2	54.850
46	17.979	13.267	19.325	3	50.571
61	17.744	13.171	19.408	4	50.323
77	17.611	13.607	19.265	5	50.483
92	17.568	13.050	19.219	6	49.837
107	17.513	13.041	19.190	7	49.744
122	17.429	13.067	19.218	8	49.714
136	17.523	13.067	19.212	9	49.802
151	17.519	13.037	19.129	10	49.685
164					FINISH
167	17.742	13.045	19.141	11	49.928

## 415 HANSES Julian

1	START				
9		18.101	24.707	1	
22	20.325	14.650	20.474	2	55.449
37	17.903	13.141	19.494	3	50.538
52	17.710	13.161	19.269	4	50.140
67	17.517	12.958	19.165	5	49.640
82	17.471	12.949	19.170	6	49.590
97	17.425	12.885	19.123	7	49.433
112	17.468	12.867	19.098	8	49.433
128	17.429	13.560	19.236	9	50.225
143	17.410	12.939	19.079	10	49.428
157	17.430	13.271	19.343	11	50.044
164					FINISH
171	17.374	12.966	19.101	12	49.441

Seq	Secteur 1 Sector 1	Secteur 2 Sector 2	Secteur 3 Sector 3	Tour Lap	Temps Time
-----	-----------------------	-----------------------	-----------------------	-------------	---------------

## 419 PICCIONE Clivio

1	START				
4		14.909	21.369	1	
14	19.093	13.366	19.653	2	52.112
29	18.009	13.111	19.382	3	50.502
44	17.783	13.108	19.364	4	50.255
59	17.625	12.916	19.225	5	49.766
74	17.540	12.936	19.233	6	49.709
90	17.666	15.617	19.646	7	52.929
105	17.483	13.169	19.457	8	50.109
120	17.568	12.834	19.142	9	49.544
141	19.433	21.360	25.011	10	1:05.804
164					FINISH

## 420 VIGANO Matteo

1	START				
18		15.069	21.263	1	
36	20.006	18.613	20.247	2	58.866
51	17.501	12.842	18.906	3	49.249
66	17.374	12.775	18.799	4	48.948
81	17.185	12.720	18.825	5	48.730
96	17.224	12.748	18.656	6	48.628
111	17.161	12.626	18.706	7	48.493
126	17.154	12.662	18.641	8	48.457
140	18.211	13.243	18.879	9	50.333
155	17.085	12.661	18.673	10	48.419
164					FINISH

## 425 SAVONA Federico

1	START				
23		16.970	21.553	1	
40	19.220	15.664	21.609	2	56.493
55	18.389	13.099	19.285	3	50.773
70	17.539	12.831	19.009	4	49.379
85	17.342	12.785	19.053	5	49.180
100	17.299	12.750	18.845	6	48.894
115	17.198	12.769	18.904	7	48.871
130	17.206	12.709	18.780	8	48.695
145	17.209	12.667	18.908	9	48.784
159	17.249	12.749	18.817	10	48.815
164					FINISH

X30 Challenge Europa 2015

X30 Super Shifter

Essais Qualificatifs / Qualifying Practice

Historique / Records

Seq	Secteur 1 Sector 1	Secteur 2 Sector 2	Secteur 3 Sector 3	Tour Lap	Temps Time
173	17.242	12.748	18.868	11	48.858

**427 OP DE BEECK Frédéric**

1	START				
5		15.021	20.597	1	
15	18.648	13.316	19.449	2	51.413
30	18.313	13.525	19.269	3	51.107
45	17.529	12.921	19.038	4	49.488
60	17.718	12.995	19.140	5	49.853
75	18.381	13.431	19.371	6	51.183
89	17.325	12.905	18.955	7	49.185
104	17.342	12.903	18.894	8	49.139
119	17.312	13.203	18.890	9	49.405
134	17.305	12.846	18.958	10	49.109
149	17.373	12.892	18.938	11	49.203
163	17.350	12.853	18.874	12	49.077
164	FINISH				
175	18.697	14.229	21.540	13	54.466

**442 BONDUEL Amaury**

1	START				
2		14.765	20.754	1	
12	18.471	13.637	19.570	2	51.678
27	17.876	13.134	19.210	3	50.220
42	17.685	12.970	19.174	4	49.829
57	17.539	12.872	19.227	5	49.638
72	17.476	12.854	18.975	6	49.305
87	17.342	12.853	18.971	7	49.166
102	17.362	12.853	18.901	8	49.116
117	17.400	12.854	18.877	9	49.131
132	17.272	12.889	18.927	10	49.088
147	17.355	12.849	18.932	11	49.136
161	17.366	12.902	19.025	12	49.293
164	FINISH				

**450 DELRE Thierry**

1	START				
6		14.682	20.864	1	
19	18.268	13.283	19.366	2	50.917
33	17.795	12.963	19.176	3	49.934

Seq	Secteur 1 Sector 1	Secteur 2 Sector 2	Secteur 3 Sector 3	Tour Lap	Temps Time
48	17.491	12.904	19.043	4	49.438
63	17.439	12.825	18.937	5	49.201
78	17.406	12.844	18.937	6	49.187
93	17.359	12.757	18.959	7	49.075
108	17.394	12.745	18.854	8	48.993
123	17.321	12.785	18.835	9	48.941
137	17.342	12.781	18.868	10	48.991
152	17.259	12.737	18.896	11	48.892
164	FINISH				
166	17.411	12.825	18.986	12	49.222

**452 THEUNISSEN Rémi**

1	START				
7		14.589	20.629	1	
20	18.375	13.248	19.311	2	50.934
34	17.736	13.038	19.129	3	49.903
49	17.562	12.872	18.970	4	49.404
64	17.513	12.846	18.981	5	49.340
79	17.420	12.825	18.881	6	49.126
94	17.397	12.808	18.828	7	49.033
109	17.430	12.817	18.783	8	49.030
124	17.311	12.843	19.016	9	49.170
138	17.303	12.815	18.917	10	49.035
153	17.409	12.833	19.065	11	49.307
164	FINISH				
168	17.396	12.918	19.870	12	50.184

**456 GREGOIRE Corentin**

1	START				
8		15.090	20.701	1	
21	18.506	13.417	19.592	2	51.515
35	17.910	13.096	19.274	3	50.280
50	17.636	12.971	19.130	4	49.737
65	17.690	12.985	19.237	5	49.912
80	17.522	12.850	18.908	6	49.280
95	17.380	12.794	18.961	7	49.135
110	17.395	12.810	18.866	8	49.071
125	17.366	12.930	18.908	9	49.204
139	17.605	12.906	19.031	10	49.542
154	17.533	12.878	18.894	11	49.305
164	FINISH				
169	17.500	12.825	18.975	12	49.300



## X30 Super Shifter

### Classement après les manches

Cl Rnk	N° No.	Pilote Driver	Nat	Nat	Chassis Chassis	M1	M2	M3	Points	Essais Qualifying
1	403	HAJEK Patrik	CZE		PRAGA	0	0	0	0	48.412
2	420	VIGANO Matteo	ITA		TOP-KART	2	2	3	7	48.419
3	450	DELRE Thierry	BEL		MACH1	7	3	4	14	48.892
4	427	OP DE BEECK Frédéric	BEL		FORMULA GILLES	5	4	7	16	49.077
5	401	THONON Jonathan	BEL		PRAGA	3	13	2	18	48.420
6	425	SAVONA Federico	ITA		EVOKART	4	5	13	22	48.695
7	409	SARFATI Jean-Noël	FRA		INTREPID	6	12	5	23	48.637
8	442	BONDUEL Amaury	FRA		ART GP	11	7	6	24	49.088
9	419	PICCIONE Clivio	MON		MAD CROC	12	6	9	27	49.544
10	415	HANSES Julian	GER		GILLARD	8	9	11	28	49.428
11	404	PRETTE Louis	MON		MAD CROC	10	10	10	30	49.607
12	412	SOUSA Yohan	POR		ZANARDI	14	11	8	33	48.867
13	414	MASSAAD Karl	LIB		CRG	9	14	14	37	49.685
14	456	GREGOIRE Corentin	BEL		MACH 1	15	8	15	38	49.071
15	452	THEUNISSEN Rémi	BEL		MACH1	13	16	12	41	49.030

Chronométrage / Timekeeper





Heure d'affichage

Président du collège / Chairman of the Panel

**X30 Super Shifter**

**Course 1 / Race 1**

**Classement**

Cl Rnk	N° No.	Pilote Driver	Nat Nat	Chassis Chassis	Tours Laps	Ecart Gap	Interv.	M.Tour B.Lap
1	403	HAJEK Patrik	CZE	 PRAGA	20			49.014
2	401	THONON Jonathan	BEL	 PRAGA	20	<b>+3.913</b>	+3.913	49.263
3	420	VIGANO Matteo	ITA	 TOP-KART	20	<b>+7.708</b>	+3.795	49.338
4	450	DELRE Thierry	BEL	 MACH1	20	<b>+9.939</b>	+2.231	49.496
5	425	SAVONA Federico	ITA	 EVOKART	20	<b>+10.164</b>	+0.225	49.483
6	409	SARFATI Jean-Noël	FRA	 INTREPID	20	<b>+11.441</b>	+1.277	49.417
7	442	BONDUEL Amaury	FRA	 ART GP	20	<b>+13.438</b>	+1.997	49.541
8	412	SOUSA Yohan	POR	 ZANARDI	20	<b>+14.215</b>	+0.777	49.432
9	427	OP DE BEECK Frédéric	BEL	 FORMULA GILLES	20	<b>+16.220</b>	+2.005	49.677
10	452	THEUNISSEN Rémi	BEL	 MACH1	20	<b>+20.537</b>	+4.317	49.761
11	404	PRETTE Louis	MON	 MAD CROC	20	<b>+21.480</b>	+0.943	49.981
12	419	PICCIONE Clivio	MON	 MAD CROC	20	<b>+27.666</b>	+6.186	49.860
13	414	MASSAAD Karl	LIB	 CRG	20	<b>+29.058</b>	+1.392	50.224
14	456	GREGOIRE Corentin	BEL	 MACH 1	5	<b>+15 Laps</b>	+15 Laps	51.145
15	415	HANSES Julian	GER	 GILLARD	3	<b>+17 Laps</b>	+2 Laps	51.835

Sous réserve du contrôle technique ou de fait sportif

Chronométrage / Timekeeper



Heure d'affichage

Président du collège / Chairman of the Panel



## X30 Super Shifter

### Course 1 / Race 1

### Historique / Records

Seq	Secteur 1 Sector 1	Secteur 2 Sector 2	Secteur 3 Sector 3	Tour Lap	Temps Time
-----	-----------------------	-----------------------	-----------------------	-------------	---------------

#### 401 THONON Jonathan

5	16.494	24.395			
16					START
21	23.333	20.678	57.052		
35	19.222	13.195	19.412	1	51.829
50	17.927	13.136	19.330	2	50.393
64	17.729	13.035	19.140	3	49.904
79	17.657	12.986	19.064	4	49.707
93	17.562	12.906	19.060	5	49.528
107	17.562	12.934	19.102	6	49.598
120	17.529	12.913	19.012	7	49.454
135	17.589	12.903	19.005	8	49.497
148	17.528	12.829	19.005	9	49.362
161	17.519	12.896	19.005	10	49.420
174	17.478	12.883	19.030	11	49.391
187	17.465	12.845	19.013	12	49.323
200	17.480	12.832	19.035	13	49.347
213	17.425	12.859	18.996	14	49.280
226	17.528	12.855	19.005	15	49.388
239	17.443	12.863	19.074	16	49.380
252	17.470	12.889	18.995	17	49.354
265	17.415	12.860	18.988	18	49.263
278	17.494	12.863	19.091	19	49.448
290					FINISH
292	17.646	12.919	19.085	20	49.650

#### 403 HAJEK Patrik

1	16.255	24.173			
16					START
18	22.750	19.969	1:00.145		
33	19.266	13.223	19.313	1	51.802
48	17.874	13.139	19.227	2	50.240
63	17.754	13.044	19.105	3	49.903
78	17.652	13.051	19.098	4	49.801
92	17.575	12.952	19.097	5	49.624
106	17.531	12.993	19.066	6	49.590
119	17.461	12.888	19.008	7	49.357
134	17.394	12.863	18.900	8	49.157
147	17.434	12.861	18.933	9	49.228

Seq	Secteur 1 Sector 1	Secteur 2 Sector 2	Secteur 3 Sector 3	Tour Lap	Temps Time
-----	-----------------------	-----------------------	-----------------------	-------------	---------------

160	17.344	12.914	18.939	10	49.197
173	17.394	12.848	18.882	11	49.124
186	17.407	12.863	18.913	12	49.183
199	17.374	12.821	18.958	13	49.153
212	17.386	12.808	18.932	14	49.126
225	17.388	12.876	18.943	15	49.207
238	17.454	12.846	19.044	16	49.344
251	17.355	12.775	18.907	17	49.037
264	17.324	12.780	18.910	18	49.014
277	17.356	12.763	18.945	19	49.064
290					FINISH
291	17.386	12.793	19.013	20	49.192

#### 404 PRETTE Louis

11	17.269	23.640			
16					START
28	22.661	21.638	55.175		
42	19.941	13.535	20.045	1	53.521
57	18.200	13.309	19.754	2	51.263
72	17.921	13.225	19.628	3	50.774
87	17.790	13.132	19.450	4	50.372
102	17.760	13.084	19.822	5	50.666
116	17.783	13.101	19.496	6	50.380
128	17.760	13.047	19.348	7	50.155
143	17.647	13.048	19.400	8	50.095
156	17.669	13.068	19.413	9	50.150
169	17.682	13.094	19.283	10	50.059
182	17.616	13.058	19.336	11	50.010
195	17.663	13.007	19.327	12	49.997
208	17.647	13.069	19.415	13	50.131
221	17.661	13.120	19.379	14	50.160
234	17.696	13.057	19.350	15	50.103
247	17.704	13.076	19.400	16	50.180
261	17.774	13.656	19.411	17	50.841
274	17.755	13.093	19.370	18	50.218
287	17.640	13.040	19.333	19	50.013
290					FINISH
301	17.702	13.058	19.221	20	49.981



X30 Super Shifter  
Course 1 / Race 1  
Historique / Records

Seq	Secteur 1 Sector 1	Secteur 2 Sector 2	Secteur 3 Sector 3	Tour Lap	Temps Time
<b>409 SARFATI Jean-Noël</b>					
7		16.698	24.141		
16					START
25	23.233	20.978	56.794		
41	20.278	13.504	19.777	1	53.559
55	18.296	13.349	19.584	2	51.229
70	17.880	13.108	19.371	3	50.359
85	17.704	13.067	19.355	4	50.126
99	17.538	12.934	19.384	5	49.856
113	17.474	12.913	19.241	6	49.628
125	17.527	12.904	19.194	7	49.625
140	17.490	12.899	19.082	8	49.471
153	17.485	12.907	19.180	9	49.572
166	17.411	12.909	19.097	10	49.417
179	17.424	12.875	19.210	11	49.509
192	17.455	12.946	19.481	12	49.882
204	17.679	13.175	19.333	13	50.187
217	17.731	12.949	19.054	14	49.734
230	17.493	12.968	19.073	15	49.534
243	17.560	12.910	19.149	16	49.619
256	17.485	12.929	19.076	17	49.490
269	17.414	12.898	19.202	18	49.514
282	17.399	12.921	19.216	19	49.536
290					FINISH
296	17.569	12.963	19.222	20	49.754

Seq	Secteur 1 Sector 1	Secteur 2 Sector 2	Secteur 3 Sector 3	Tour Lap	Temps Time
<b>412 SOUSA Yohan</b>					
12		17.337	23.605		
16					START
31	22.819	21.445	54.985		
46	20.476	13.772	20.007	1	54.255
59	18.359	13.405	19.688	2	51.452
73	17.730	13.075	19.220	3	50.025
88	17.580	13.097	19.478	4	50.155
101	17.688	13.124	19.478	5	50.290
114	17.553	13.114	19.327	6	49.994
127	17.554	12.972	19.168	7	49.694
142	17.493	13.054	19.146	8	49.693
155	17.512	13.061	19.342	9	49.915
168	17.544	12.973	19.110	10	49.627
181	17.479	12.895	19.264	11	49.638
194	17.470	12.992	19.216	12	49.678
207	17.438	12.999	19.198	13	49.635
220	17.527	12.944	19.245	14	49.716

Seq	Secteur 1 Sector 1	Secteur 2 Sector 2	Secteur 3 Sector 3	Tour Lap	Temps Time
233	17.522	12.966	19.163	15	49.651
246	17.543	13.065	19.240	16	49.848
258	17.520	12.956	19.170	17	49.646
271	17.498	12.979	19.221	18	49.698
284	17.428	12.908	19.096	19	49.432
290					FINISH
298	17.484	12.909	19.129	20	49.522

Seq	Secteur 1 Sector 1	Secteur 2 Sector 2	Secteur 3 Sector 3	Tour Lap	Temps Time
<b>414 MASSAAD Karl</b>					
13		17.758	23.060		
16					START
30	22.671	21.659	54.526		
45	19.999	13.930	20.325	1	54.254
62	18.357	13.818	20.957	2	53.132
75	18.153	13.370	19.595	3	51.118
90	17.926	13.381	19.545	4	50.852
104	17.865	13.330	19.673	5	50.868
118	17.841	13.282	19.473	6	50.596
131	17.772	13.193	19.466	7	50.431
146	17.739	13.256	19.492	8	50.487
159	17.689	13.172	19.455	9	50.316
172	17.704	13.311	19.588	10	50.603
185	17.719	13.164	19.544	11	50.427
198	17.744	13.290	19.469	12	50.503
211	17.682	13.170	19.401	13	50.253
224	17.708	13.195	19.575	14	50.478
237	17.815	13.226	19.488	15	50.529
250	17.744	13.137	19.343	16	50.224
263	17.668	13.241	19.435	17	50.344
276	17.763	13.184	19.347	18	50.294
289	17.731	13.178	19.425	19	50.334
290					FINISH
303	17.643	13.164	19.646	20	50.453

Seq	Secteur 1 Sector 1	Secteur 2 Sector 2	Secteur 3 Sector 3	Tour Lap	Temps Time
<b>415 HANSES Julian</b>					
9		17.155	23.772		
16					START
27	22.990	21.472	55.864		
43	20.612	13.668	20.030	1	54.310
58	18.493	13.306	20.036	2	51.835
77	18.295	13.225	54.771	3	1:26.291
290					FINISH

X30 Super Shifter  
Course 1 / Race 1  
Historique / Records

Seq	Secteur 1 Sector 1	Secteur 2 Sector 2	Secteur 3 Sector 3	Tour Lap	Temps Time
<b>419 PICCIONE Clivio</b>					
10		17.319	23.454		
16	START				
26	22.768	21.339	55.427		
40	19.931	13.527	19.824	1	53.282
56	18.284	13.328	20.012	2	51.624
71	17.980	13.161	19.552	3	50.693
86	17.894	13.157	19.428	4	50.479
100	17.859	13.042	19.502	5	50.403
115	17.713	13.415	19.613	6	50.741
129	17.727	13.060	20.268	7	51.055
144	17.697	13.101	19.427	8	50.225
157	17.704	12.989	19.334	9	50.027
170	17.689	12.897	19.274	10	49.860
184	17.805	13.017	19.642	11	50.464
197	17.753	13.135	19.454	12	50.342
210	17.696	13.140	19.589	13	50.425
223	17.782	13.109	19.527	14	50.418
236	17.842	13.067	19.414	15	50.323
249	17.908	13.156	19.754	16	50.818
262	18.016	13.208	19.915	17	51.139
275	17.990	13.156	19.675	18	50.821
288	17.934	13.389	19.637	19	50.960
290	FINISH				
302	17.802	13.157	20.602	20	51.561

Seq	Secteur 1 Sector 1	Secteur 2 Sector 2	Secteur 3 Sector 3	Tour Lap	Temps Time
<b>420 VIGANO Matteo</b>					
2		16.237	24.242		
16	START				
17	22.807	20.052	59.450		
34	19.585	13.205	19.484	1	52.274
49	17.875	13.174	19.354	2	50.403
65	17.846	13.092	19.585	3	50.523
80	17.690	13.015	19.150	4	49.855
94	17.598	12.914	19.149	5	49.661
108	17.558	12.999	19.147	6	49.704
121	17.442	12.901	18.995	7	49.338
136	17.482	12.922	19.028	8	49.432
149	17.469	12.891	19.043	9	49.403
162	17.581	12.902	19.036	10	49.519
175	17.523	12.911	19.162	11	49.596
188	17.458	12.871	19.070	12	49.399
201	17.492	12.880	19.054	13	49.426
214	17.476	12.954	19.131	14	49.561

Seq	Secteur 1 Sector 1	Secteur 2 Sector 2	Secteur 3 Sector 3	Tour Lap	Temps Time
227	17.568	12.905	19.075	15	49.548
240	17.641	12.892	19.086	16	49.619
253	17.544	13.002	19.160	17	49.706
266	17.516	12.994	19.185	18	49.695
279	17.735	13.053	19.265	19	50.053
290	FINISH				
293	17.773	13.096	19.530	20	50.399

Seq	Secteur 1 Sector 1	Secteur 2 Sector 2	Secteur 3 Sector 3	Tour Lap	Temps Time
<b>425 SAVONA Federico</b>					
6		16.584	24.324		
16	START				
24	23.368	20.480	57.146		
37	19.644	13.300	19.657	1	52.601
52	18.115	13.242	19.419	2	50.776
67	17.761	13.013	19.444	3	50.218
83	17.694	13.034	19.584	4	50.312
97	17.608	12.976	19.291	5	49.875
111	17.675	13.012	19.231	6	49.918
124	17.510	12.932	19.149	7	49.591
139	17.494	12.919	19.138	8	49.551
152	17.552	13.023	19.299	9	49.874
164	17.489	12.961	19.122	10	49.572
177	17.466	13.006	19.199	11	49.671
190	17.436	12.898	19.149	12	49.483
203	17.512	12.918	19.212	13	49.642
216	17.602	12.924	19.157	14	49.683
229	17.563	12.963	19.233	15	49.759
242	17.653	12.957	19.161	16	49.771
255	17.522	12.939	19.131	17	49.592
268	17.445	12.892	19.163	18	49.500
281	17.567	12.950	19.156	19	49.673
290	FINISH				
295	17.472	12.912	19.188	20	49.572

Seq	Secteur 1 Sector 1	Secteur 2 Sector 2	Secteur 3 Sector 3	Tour Lap	Temps Time
<b>427 OP DE BEECK Frédéric</b>					
4		16.314	24.699		
16	START				
19	22.740	20.175	58.663		
36	19.585	13.340	19.666	1	52.591
51	17.896	13.249	19.252	2	50.397
66	17.669	13.104	19.190	3	49.963
81	17.535	13.072	19.070	4	49.677
95	17.556	13.023	19.201	5	49.780

X30 Super Shifter  
Course 1 / Race 1  
Historique / Records

Seq	Secteur 1 Sector 1	Secteur 2 Sector 2	Secteur 3 Sector 3	Tour Lap	Temps Time
109	17.554	13.197	19.180	6	49.931
122	17.561	13.044	19.217	7	49.822
137	17.537	13.417	19.327	8	50.281
151	17.713	13.303	19.192	9	50.208
165	17.640	13.048	19.504	10	50.192
178	17.601	13.072	19.191	11	49.864
191	17.488	13.066	19.453	12	50.007
205	17.758	13.358	19.310	13	50.426
219	18.014	13.089	19.836	14	50.939
232	18.137	13.053	19.319	15	50.509
245	17.666	13.075	19.317	16	50.058
259	17.879	13.213	19.293	17	50.385
272	17.680	13.041	19.203	18	49.924
285	17.668	13.091	19.279	19	50.038
290					FINISH
299	17.593	13.025	19.411	20	50.029

442 BONDUEL Amaury

8	16.829	24.034			
16					START
23	23.134	21.319	55.923		
39	20.150	13.476	19.735	1	53.361
54	18.019	13.257	19.455	2	50.731
69	17.867	13.085	19.395	3	50.347
84	17.812	13.093	19.342	4	50.247
98	17.738	13.011	19.314	5	50.063
112	17.725	13.005	19.222	6	49.952
126	17.606	13.006	19.645	7	50.257
141	17.506	12.894	19.200	8	49.600
154	17.498	13.013	19.126	9	49.637
167	17.407	12.979	19.232	10	49.618
180	17.445	12.890	19.206	11	49.541
193	17.478	12.929	19.178	12	49.585
206	17.473	13.264	19.330	13	50.067
218	17.921	13.142	19.562	14	50.625
231	17.931	13.033	19.184	15	50.148
244	17.557	12.930	19.158	16	49.645
257	17.466	12.944	19.180	17	49.590
270	17.507	12.999	19.127	18	49.633
283	17.502	12.979	19.124	19	49.605
290					FINISH
297	17.476	12.938	19.184	20	49.598

Seq	Secteur 1 Sector 1	Secteur 2 Sector 2	Secteur 3 Sector 3	Tour Lap	Temps Time
-----	-----------------------	-----------------------	-----------------------	-------------	---------------

450 DELRE Thierry

3		16.087	24.385		
16					START
20	23.149	20.090	59.170		
38	20.457	13.431	19.567	1	53.455
53	17.939	13.097	19.497	2	50.533
68	17.840	13.050	19.308	3	50.198
82	17.695	12.951	19.234	4	49.880
96	17.507	12.925	19.342	5	49.774
110	17.764	12.930	19.198	6	49.892
123	17.481	12.875	19.140	7	49.496
138	17.431	12.921	19.157	8	49.509
150	17.606	13.009	19.166	9	49.781
163	17.584	12.890	19.261	10	49.735
176	17.583	13.003	19.192	11	49.778
189	17.478	12.874	19.191	12	49.543
202	17.465	12.980	19.257	13	49.702
215	17.594	12.886	19.171	14	49.651
228	17.514	13.039	19.180	15	49.733
241	17.523	12.927	19.142	16	49.592
254	17.510	12.933	19.156	17	49.599
267	17.506	12.950	19.178	18	49.634
280	17.523	12.954	19.181	19	49.658
290					FINISH
294	17.536	12.913	19.214	20	49.663

452 THEUNISSEN Rémi

15		17.883	22.806		
16					START
29	22.660	22.547	52.555		
44	20.300	13.759	20.055	1	54.114
60	18.306	13.354	20.203	2	51.863
74	18.025	13.270	19.421	3	50.716
89	18.030	13.218	19.325	4	50.573
103	17.774	13.143	19.389	5	50.306
117	17.698	13.076	19.434	6	50.208
130	17.702	13.036	19.296	7	50.034
145	17.805	13.026	19.474	8	50.305
158	17.701	12.953	19.323	9	49.977
171	17.664	13.043	19.254	10	49.961
183	17.744	12.944	19.272	11	49.960
196	17.719	13.089	19.272	12	50.080
209	17.610	13.017	19.287	13	49.914
222	17.762	13.084	19.269	14	50.115

**X30 Super Shifter****Course 1 / Race 1****Historique / Records**

Seq	Secteur 1 Sector 1	Secteur 2 Sector 2	Secteur 3 Sector 3	Tour Lap	Temps Time
235	17.672	12.969	19.258	15	<b>49.899</b>
248	17.629	13.041	19.387	16	50.057
260	17.683	13.180	19.367	17	50.230
273	17.703	13.062	19.274	18	50.039
286	<b>17.593</b>	12.958	<b>19.210</b>	19	<b>49.761</b>
290					FINISH
300	17.619	13.010	19.227	20	49.856

**456 GREGOIRE Corentin**

14		<b>18.240</b>	<b>22.888</b>		
16					START
32	<b>22.253</b>	21.804	54.095		
47	<b>20.352</b>	<b>14.097</b>	<b>20.045</b>	1	<b>54.494</b>
61	<b>18.309</b>	<b>13.618</b>	<b>19.840</b>	2	<b>51.767</b>
76	<b>17.852</b>	<b>13.265</b>	47.338	3	1:18.455
91	18.330	<b>13.207</b>	<b>19.608</b>	4	<b>51.145</b>
105	17.914	14.237	21.835	5	53.986
290					FINISH

# X30 Super Shifter

## Course 1 / Race 1

### Tour par tour / Lap by lap

Grille / Grid	403	420	450	427	401	425	409	442	419	415	404	412	414	456	452
---------------	-----	-----	-----	-----	-----	-----	-----	-----	-----	-----	-----	-----	-----	-----	-----

	1.	2.	3.	4.	5.	6.	7.	8.	9.	10.	11.	12.	13.	14.	15.
Départ / Start	420	403	450	427	401	425	442	409	419	415	404	414	452	412	456
Tour / Lap 1	403	420	401	427	425	450	442	419	409	404	415	452	414	412	456
Tour / Lap 2	403	420	401	427	425	450	442	409	419	404	415	412	452	456	414
Tour / Lap 3	403	401	420	427	425	450	442	409	419	404	412	452	414	456	415
Tour / Lap 4	403	401	420	427	450	425	442	409	419	404	412	452	414	456	
Tour / Lap 5	403	401	420	427	450	425	442	409	419	412	404	452	414	456	
Tour / Lap 6	403	401	420	427	450	425	442	409	412	419	404	452	414		
Tour / Lap 7	403	401	420	427	450	425	409	442	412	404	419	452	414		
Tour / Lap 8	403	401	420	427	450	425	409	442	412	404	419	452	414		
Tour / Lap 9	403	401	420	450	427	425	409	442	412	404	419	452	414		
Tour / Lap 10	403	401	420	450	425	427	409	442	412	404	419	452	414		
Tour / Lap 11	403	401	420	450	425	427	409	442	412	404	452	419	414		
Tour / Lap 12	403	401	420	450	425	427	409	442	412	404	452	419	414		
Tour / Lap 13	403	401	420	450	425	409	427	442	412	404	452	419	414		
Tour / Lap 14	403	401	420	450	425	409	442	427	412	404	452	419	414		
Tour / Lap 15	403	401	420	450	425	409	442	427	412	404	452	419	414		
Tour / Lap 16	403	401	420	450	425	409	442	427	412	404	452	419	414		
Tour / Lap 17	403	401	420	450	425	409	442	412	427	452	404	419	414		
Tour / Lap 18	403	401	420	450	425	409	442	412	427	452	404	419	414		
Tour / Lap 19	403	401	420	450	425	409	442	412	427	452	404	419	414		
Tour / Lap 20	403	401	420	450	425	409	442	412	427	452	404	419	414		

## X30 Super Shifter

### Course 2 / Race 2

#### Classement

Cl Rnk	N° No.	Pilote Driver	Nat Nat	Chassis Chassis	Tours Laps	Ecart Gap	Interv.	M.Tour B.Lap
1	401	THONON Jonathan	BEL	PRAGA	20			48.734
2	420	VIGANO Matteo	ITA	TOP-KART	20	<b>+4.943</b>	+4.943	49.032
3	425	SAVONA Federico	ITA	EVOKART	20	<b>+7.454</b>	+2.511	49.198
4	442	BONDUEL Amaury	FRA	ART GP	20	<b>+10.375</b>	+2.921	49.209
5	412	SOUSA Yohan	POR	ZANARDI	20	<b>+10.864</b>	+0.489	49.315
6	450	DELRE Thierry	BEL	MACH1	20	<b>+12.960</b>	+2.096	49.386
7	409	SARFATI Jean-Noël	FRA	INTREPID	20	<b>+16.431</b>	+3.471	49.529
8	419	PICCIONE Clivio	MON	MAD CROC	20	<b>+21.798</b>	+5.367	49.377
9	427	OP DE BEECK Frédéric	BEL	FORMULA GILLES	20	<b>+21.895</b>	+0.097	49.738
10	404	PRETTE Louis	MON	MAD CROC	20	<b>+21.966</b>	+0.071	49.513
11	452	THEUNISSEN Rémi	BEL	MACH1	20	<b>+22.069</b>	+0.103	49.276
12	456	GREGOIRE Corentin	BEL	MACH 1	20	<b>+22.218</b>	+0.149	49.414
13	415	HANSES Julian	GER	GILLARD	20	<b>+23.684</b>	+1.466	49.380
14	414	MASSAAD Karl	LIB	CRG	20	<b>+29.215</b>	+5.531	49.828
15	403	HAJEK Patrik	CZE	PRAGA	11	<b>+9 Laps</b>	+9 Laps	48.867

Chronométrage / Timekeeper

Heure d'affichage

Président du collège / Chairman of the Panel



## X30 Super Shifter

### Course 2 / Race 2

### Historique / Records

Seq	Secteur 1 Sector 1	Secteur 2 Sector 2	Secteur 3 Sector 3	Tour Lap	Temps Time
-----	-----------------------	-----------------------	-----------------------	-------------	---------------

#### 401 THONON Jonathan

4	18.708	26.197			
19					START
20	21.845	16.557	59.189		
37	19.622	13.032	19.175	1	51.829
51	17.718	13.009	19.130	2	49.857
66	17.636	12.869	18.970	3	49.475
81	17.427	12.858	18.891	4	49.176
96	17.408	12.821	18.797	5	49.026
111	17.371	12.829	18.861	6	49.061
126	17.240	12.699	18.795	7	48.734
141	17.261	12.824	18.761	8	48.846
156	17.274	12.804	18.811	9	48.889
171	17.320	12.814	18.936	10	49.070
186	17.299	12.764	18.766	11	48.829
201	17.309	12.764	18.865	12	48.938
215	17.269	12.737	18.863	13	48.869
229	17.279	12.869	18.856	14	49.004
243	17.299	12.808	18.863	15	48.970
257	17.333	12.827	18.916	16	49.076
271	17.361	12.818	18.901	17	49.080
285	17.407	12.764	19.000	18	49.171
299	17.444	12.830	18.936	19	49.210
313					FINISH
314	17.458	12.976	19.070	20	49.504

#### 403 HAJEK Patrik

3	18.106	26.716			
18	21.387	16.915	43.022		
19					START
21					
36	19.358	12.966	19.128	1	51.452
52	17.783	13.319	19.232	2	50.334
67	17.691	12.855	18.981	3	49.527
82	17.491	12.840	18.867	4	49.198
97	17.416	12.800	18.854	5	49.070
112	17.368	12.816	18.865	6	49.049
127	17.310	12.783	18.877	7	48.970
142	17.385	12.861	18.839	8	49.085

#### 409 SARFATI Jean-Noël

8	19.058	26.402			
19					START
26	21.563	17.021	58.278		
42	19.652	13.505	19.495	1	52.652
57	17.885	13.158	19.355	2	50.398
72	17.708	13.042	19.230	3	49.980

157	17.316	12.761	18.892	9	48.969
172	17.304	12.783	18.877	10	48.964
187	17.277	12.740	18.850	11	48.867
313					FINISH

#### 404 PRETTE Louis

13	19.084	27.512			
19					START
31	20.812	17.513	55.528		
45	20.451	13.360	19.708	1	53.519
60	18.143	13.213	19.573	2	50.929
75	17.811	13.067	19.511	3	50.389
90	17.834	13.135	19.298	4	50.267
105	17.669	13.070	19.318	5	50.057
120	17.675	13.005	19.237	6	49.917
135	17.595	12.959	19.241	7	49.795
150	17.548	12.943	19.205	8	49.696
165	17.450	12.897	19.166	9	49.513
180	17.550	12.923	19.056	10	49.529
195	17.454	12.965	19.287	11	49.706
210	17.490	12.979	19.569	12	50.038
224	17.705	12.948	19.198	13	49.851
239	17.518	13.009	19.759	14	50.286
253	17.902	13.081	19.338	15	50.321
267	17.611	12.962	19.172	16	49.745
281	17.475	12.940	19.454	17	49.869
295	17.483	12.956	19.266	18	49.705
307	18.043	13.015	19.204	19	50.262
313					FINISH
323	17.545	13.553	20.557	20	51.655

X30 Super Shifter  
 Course 2 / Race 2  
 Historique / Records

Seq	Secteur 1 Sector 1	Secteur 2 Sector 2	Secteur 3 Sector 3	Tour Lap	Temps Time
88	18.332	12.979	19.256	4	50.567
103	17.476	13.023	19.254	5	49.753
118	17.518	12.934	19.113	6	49.565
133	17.571	13.172	19.323	7	50.066
148	17.429	12.916	19.214	8	49.559
163	17.458	13.041	19.134	9	49.633
178	17.495	12.981	19.116	10	49.592
193	17.590	12.994	19.001	11	49.585
207	17.348	13.016	19.165	12	49.529
221	17.536	13.036	19.233	13	49.805
235	17.525	12.923	19.137	14	49.585
249	17.515	12.982	19.165	15	49.662
263	17.498	13.070	19.236	16	49.804
277	17.602	13.059	19.248	17	49.909
291	17.488	13.091	19.312	18	49.891
305	17.664	13.159	19.265	19	50.088
313					FINISH
320	17.643	13.119	19.527	20	50.289

412 SOUSA Yohan

10		18.645	27.446		
19					START
28	21.207	16.549	57.315		
44	20.059	13.381	19.621	1	53.061
58	17.921	13.095	19.197	2	50.213
73	17.682	13.003	19.258	3	49.943
87	17.756	13.001	19.234	4	49.991
102	17.551	12.942	19.067	5	49.560
117	17.504	12.989	19.220	6	49.713
131	17.600	12.913	19.093	7	49.606
146	17.405	12.941	19.113	8	49.459
161	17.426	12.892	19.152	9	49.470
176	17.406	12.917	19.043	10	49.366
191	17.355	12.910	19.099	11	49.364
205	17.402	12.824	19.089	12	49.315
219	17.418	12.889	19.150	13	49.457
233	17.373	12.847	19.171	14	49.391
247	17.427	12.859	19.088	15	49.374
261	17.401	12.934	19.037	16	49.372
275	17.376	12.840	19.128	17	49.344
289	17.389	12.899	19.116	18	49.404
303	17.415	12.855	19.133	19	49.403
313					FINISH
318	17.432	12.891	19.085	20	49.408

Seq	Secteur 1 Sector 1	Secteur 2 Sector 2	Secteur 3 Sector 3	Tour Lap	Temps Time
-----	-----------------------	-----------------------	-----------------------	-------------	---------------

414 MASSAAD Karl

15		18.092	27.709		
19					START
33	21.179	17.891	53.980		
49	21.352	14.167	20.041	1	55.560
64	18.080	13.317	19.657	2	51.054
79	17.902	13.108	19.315	3	50.325
94	17.799	13.126	19.298	4	50.223
109	17.694	12.980	19.213	5	49.887
124	17.561	13.010	19.257	6	49.828
139	17.669	13.099	19.363	7	50.131
154	17.620	13.030	19.270	8	49.920
170	17.669	13.317	19.375	9	50.361
185	17.668	13.107	19.454	10	50.229
200	17.664	13.197	19.368	11	50.229
214	17.708	13.150	19.440	12	50.298
228	17.765	13.206	19.445	13	50.416
242	17.712	13.224	19.544	14	50.480
256	17.780	13.157	19.473	15	50.410
270	17.729	13.256	19.390	16	50.375
284	17.792	13.167	19.472	17	50.431
298	17.710	13.311	19.608	18	50.629
312	17.775	13.279	19.491	19	50.545
313					FINISH
327	17.795	13.243	19.541	20	50.579

415 HANSES Julian

17		17.927	28.112		
19					START
35	19.894	19.050	50.622		
46	20.652	13.755	19.979	1	54.386
61	18.187	13.274	19.695	2	51.156
76	17.835	13.080	19.357	3	50.272
91	17.715	13.066	19.223	4	50.004
106	17.588	12.942	19.229	5	49.759
121	17.581	12.812	19.171	6	49.564
136	17.477	12.880	19.023	7	49.380
151	17.558	12.955	19.128	8	49.641
166	17.578	12.847	19.145	9	49.570
181	17.588	12.865	19.093	10	49.546
196	17.491	12.908	19.250	11	49.649
209	17.567	12.873	19.216	12	49.656
223	17.688	12.890	19.143	13	49.721
237	17.541	13.012	19.606	14	50.159

**X30 Super Shifter**  
**Course 2 / Race 2**  
**Historique / Records**

Seq	Secteur 1 Sector 1	Secteur 2 Sector 2	Secteur 3 Sector 3	Tour Lap	Temps Time
251	17.705	13.103	19.361	15	50.169
265	17.620	12.981	19.195	16	49.796
279	<b>17.467</b>	13.088	19.413	17	49.968
293	<b>17.465</b>	12.941	19.334	18	49.740
311	18.944	14.088	20.069	19	53.101
313					FINISH
326	18.266	13.128	19.568	20	50.962

Seq	Secteur 1 Sector 1	Secteur 2 Sector 2	Secteur 3 Sector 3	Tour Lap	Temps Time
113	<b>17.277</b>	<b>12.832</b>	<b>18.923</b>	6	<b>49.032</b>
128	17.351	<b>12.794</b>	18.949	7	49.094
143	17.307	12.812	18.970	8	49.089
158	17.287	12.850	18.967	9	49.104
173	17.310	12.887	<b>18.890</b>	10	49.087
188	17.304	12.811	18.988	11	49.103
202	17.308	12.798	19.049	12	49.155
216	17.350	12.850	18.980	13	49.180
230	17.369	12.873	19.017	14	49.259
244	17.346	12.870	19.051	15	49.267
258	17.417	12.877	18.947	16	49.241
272	17.395	12.896	19.177	17	49.468
286	17.467	13.001	19.169	18	49.637
300	17.405	13.006	19.146	19	49.557
313					FINISH
315	17.484	12.968	19.501	20	49.953

**419 PICCIONE Clivio**

14		<b>18.254</b>	<b>27.755</b>		
19					START
32	<b>20.988</b>	<b>17.811</b>	54.545		
48	<b>20.831</b>	<b>14.533</b>	<b>19.984</b>	1	<b>55.348</b>
63	<b>18.121</b>	<b>13.156</b>	<b>19.600</b>	2	<b>50.877</b>
78	<b>18.010</b>	<b>13.017</b>	<b>19.321</b>	3	<b>50.348</b>
92	<b>17.675</b>	<b>13.015</b>	<b>19.222</b>	4	<b>49.912</b>
107	<b>17.619</b>	<b>12.909</b>	<b>19.091</b>	5	<b>49.619</b>
122	<b>17.568</b>	<b>12.905</b>	<b>18.960</b>	6	<b>49.433</b>
137	<b>17.450</b>	<b>12.854</b>	19.311	7	49.615
152	17.524	12.917	19.189	8	49.630
167	<b>17.412</b>	<b>12.828</b>	19.137	9	<b>49.377</b>
182	17.501	<b>12.780</b>	19.238	10	49.519
197	17.462	12.845	19.254	11	49.561
211	17.529	12.849	19.397	12	49.775
225	17.765	12.926	19.279	13	49.970
238	17.624	12.913	19.296	14	49.833
252	17.709	12.955	19.406	15	50.070
266	17.787	12.919	19.151	16	49.857
280	17.583	13.001	19.430	17	50.014
294	17.480	12.846	19.372	18	49.698
308	18.824	13.210	19.344	19	51.378
313					FINISH
321	17.557	12.919	20.133	20	50.609

**420 VIGANO Matteo**

5		<b>18.923</b>	<b>26.281</b>		
19					START
22	<b>21.701</b>	<b>16.917</b>	58.965		
38	<b>19.318</b>	<b>13.069</b>	<b>19.246</b>	1	<b>51.633</b>
53	<b>17.648</b>	<b>13.015</b>	<b>19.202</b>	2	<b>49.865</b>
68	<b>17.635</b>	<b>12.971</b>	<b>19.038</b>	3	<b>49.644</b>
83	<b>17.446</b>	<b>12.841</b>	19.056	4	<b>49.343</b>
98	<b>17.413</b>	12.905	<b>18.955</b>	5	<b>49.273</b>

**425 SAVONA Federico**

7		<b>19.164</b>	<b>26.209</b>		
19					START
24	<b>21.822</b>	<b>16.963</b>	58.538		
40	<b>19.470</b>	<b>13.245</b>	<b>19.527</b>	1	<b>52.242</b>
54	<b>17.814</b>	<b>13.105</b>	<b>19.207</b>	2	<b>50.126</b>
69	<b>17.661</b>	<b>12.939</b>	<b>19.144</b>	3	<b>49.744</b>
84	17.672	12.944	<b>19.134</b>	4	49.750
99	<b>17.549</b>	<b>12.841</b>	<b>19.044</b>	5	<b>49.434</b>
114	17.562	<b>12.840</b>	<b>19.004</b>	6	<b>49.406</b>
129	<b>17.437</b>	12.912	<b>18.953</b>	7	<b>49.302</b>
144	<b>17.381</b>	<b>12.832</b>	19.154	8	49.367
159	<b>17.370</b>	<b>12.830</b>	19.132	9	49.332
174	17.453	12.887	18.971	10	49.311
189	<b>17.336</b>	12.857	19.022	11	<b>49.215</b>
203	17.355	12.889	19.002	12	49.246
217	17.440	<b>12.825</b>	19.120	13	49.385
231	17.400	12.835	18.963	14	<b>49.198</b>
245	17.379	12.916	18.996	15	49.291
259	17.393	12.958	19.037	16	49.388
273	17.344	12.870	19.155	17	49.369
287	17.380	12.875	18.984	18	49.239
301	17.361	12.869	19.058	19	49.288
313					FINISH
316	17.461	12.891	19.152	20	49.504

X30 Super Shifter  
Course 2 / Race 2  
Historique / Records

Seq	Secteur 1 Sector 1	Secteur 2 Sector 2	Secteur 3 Sector 3	Tour Lap	Temps Time
<b>427 OP DE BEECK Frédéric</b>					
11		18.147	27.605		
19					START
29	21.048	16.720	56.819		
43	19.680	13.503	19.600	1	52.783
59	18.365	13.192	19.438	2	50.995
74	17.770	13.171	19.301	3	50.242
89	17.698	13.057	19.151	4	49.906
104	17.663	13.017	19.148	5	49.828
119	17.688	13.122	19.210	6	50.020
134	17.605	13.073	19.196	7	49.874
149	17.564	13.085	19.258	8	49.907
164	17.671	13.041	19.199	9	49.911
179	17.588	13.074	19.208	10	49.870
194	17.554	13.046	19.224	11	49.824
208	17.552	13.038	19.148	12	49.738
222	17.605	13.056	19.152	13	49.813
236	17.619	13.206	19.443	14	50.268
250	17.762	13.086	19.154	15	50.002
264	17.627	13.110	19.114	16	49.851
278	17.535	13.141	19.202	17	49.878
292	17.618	13.092	19.342	18	50.052
306	18.105	13.128	19.277	19	50.510
313					FINISH
322	17.641	13.709	20.552	20	51.902

**442 BONDUEL Amaury**

9		18.836	27.271		
19					START
27	21.291	16.702	57.453		
41	19.489	13.368	19.594	1	52.451
56	17.797	13.112	19.450	2	50.359
71	17.732	13.055	19.346	3	50.133
86	17.914	13.038	19.207	4	50.159
101	17.497	12.885	19.042	5	49.424
115	17.504	12.934	19.381	6	49.819
130	17.604	12.877	19.100	7	49.581
145	17.435	12.944	19.101	8	49.480
160	17.390	12.891	19.151	9	49.432
175	17.376	12.878	19.040	10	49.294
190	17.322	12.975	19.043	11	49.340
204	17.366	12.833	19.080	12	49.279
218	17.385	12.925	19.101	13	49.411
232	17.473	12.890	19.024	14	49.387

Seq	Secteur 1 Sector 1	Secteur 2 Sector 2	Secteur 3 Sector 3	Tour Lap	Temps Time
246	17.389	12.947	19.001	15	49.337
260	17.391	12.893	19.083	16	49.367
274	17.363	12.887	19.168	17	49.418
288	17.299	12.890	19.020	18	49.209
302	17.395	12.979	19.080	19	49.454
313					FINISH
317	17.382	12.955	19.157	20	49.494

**450 DELRE Thierry**

6		18.984	26.307		
19					START
23	21.876	16.856	58.526		
39	19.505	13.164	19.627	1	52.296
55	17.849	13.487	19.411	2	50.747
70	17.763	13.145	19.308	3	50.216
85	17.647	12.974	19.195	4	49.816
100	17.570	12.949	19.200	5	49.719
116	17.525	13.054	19.582	6	50.161
132	17.886	13.051	19.164	7	50.101
147	17.595	12.914	19.151	8	49.660
162	17.465	12.890	19.147	9	49.502
177	17.445	12.902	19.039	10	49.386
192	17.495	12.943	19.130	11	49.568
206	17.530	12.895	19.136	12	49.561
220	17.434	12.928	19.050	13	49.412
234	17.448	12.868	19.119	14	49.435
248	17.399	12.942	19.116	15	49.457
262	17.485	12.930	19.077	16	49.492
276	17.540	12.910	19.142	17	49.592
290	17.523	12.932	19.160	18	49.615
304	17.427	12.855	19.181	19	49.463
313					FINISH
319	17.595	12.931	19.203	20	49.729

**452 THEUNISSEN Rémi**

12		18.644	27.591		
19					START
30	21.096	16.926	56.297		
50	24.738	13.960	20.126	1	58.824
65	18.193	13.294	19.475	2	50.962
80	17.810	13.086	19.244	3	50.140
95	17.588	12.955	19.163	4	49.706
110	17.488	12.968	19.209	5	49.665

X30 Super Shifter  
 Course 2 / Race 2  
 Historique / Records

Seq	Secteur 1 Sector 1	Secteur 2 Sector 2	Secteur 3 Sector 3	Tour Lap	Temps Time
125	17.521	12.978	<b>18.972</b>	6	<b>49.471</b>
140	<b>17.437</b>	<b>12.912</b>	19.149	7	49.498
155	17.451	<b>12.894</b>	19.137	8	49.482
169	<b>17.422</b>	12.971	19.002	9	<b>49.395</b>
184	17.490	12.948	19.055	10	49.493
199	<b>17.352</b>	12.976	19.146	11	49.474
213	17.569	12.951	19.087	12	49.607
227	17.414	12.906	19.079	13	49.399
241	<b>17.344</b>	12.900	19.032	14	<b>49.276</b>
255	17.516	13.077	19.344	15	49.937
269	17.600	12.991	19.466	16	50.057
283	17.528	<b>12.869</b>	19.144	17	49.541
297	17.573	12.932	19.316	18	49.821
309	18.194	13.646	19.454	19	51.294
313					FINISH
324	17.618	12.930	19.693	20	50.241

**456 GREGOIRE Corentin**

16		<b>18.158</b>	<b>27.348</b>		
19					START
34	<b>21.136</b>	18.279	53.330		
47	<b>20.922</b>	<b>14.120</b>	<b>20.003</b>	1	<b>55.045</b>
62	<b>18.133</b>	<b>13.115</b>	<b>19.571</b>	2	<b>50.819</b>
77	<b>17.903</b>	<b>13.103</b>	<b>19.451</b>	3	<b>50.457</b>
93	<b>17.740</b>	<b>13.059</b>	19.603	4	<b>50.402</b>
108	<b>17.704</b>	<b>12.946</b>	<b>19.290</b>	5	<b>49.940</b>
123	<b>17.619</b>	<b>12.917</b>	<b>19.023</b>	6	<b>49.559</b>
138	17.679	13.016	19.172	7	49.867
153	<b>17.569</b>	12.981	19.189	8	49.739
168	<b>17.453</b>	<b>12.887</b>	19.083	9	<b>49.423</b>
183	17.461	12.913	19.040	10	<b>49.414</b>
198	<b>17.441</b>	<b>12.860</b>	19.158	11	49.459
212	17.523	12.925	19.191	12	49.639
226	17.594	12.919	19.201	13	49.714
240	17.564	12.910	19.181	14	49.655
254	18.073	13.045	19.315	15	50.433
268	17.665	12.973	19.129	16	49.767
282	17.510	12.940	19.351	17	49.801
296	17.520	12.920	19.476	18	49.916
310	18.279	13.841	19.388	19	51.508
313					FINISH
325	17.784	13.055	19.427	20	50.266

# X30 Super Shifter

## Course 2 / Race 2

### Tour par tour / Lap by lap

Grille / Grid	403	401	420	450	425	409	442	412	427	452	404	419	414	456	415
---------------	-----	-----	-----	-----	-----	-----	-----	-----	-----	-----	-----	-----	-----	-----	-----

	1.	2.	3.	4.	5.	6.	7.	8.	9.	10.	11.	12.	13.	14.	15.
Départ / Start	401	403	420	450	425	409	442	412	427	452	404	414	419	456	415
Tour / Lap 1	403	401	420	450	425	442	409	427	412	404	415	456	419	414	452
Tour / Lap 2	401	403	420	425	450	442	409	412	427	404	415	456	419	414	452
Tour / Lap 3	401	403	420	425	450	442	409	412	427	404	415	456	419	414	452
Tour / Lap 4	401	403	420	425	450	442	412	409	427	404	415	419	456	414	452
Tour / Lap 5	401	403	420	425	450	442	412	409	427	404	415	419	456	414	452
Tour / Lap 6	401	403	420	425	442	450	412	409	427	404	415	419	456	414	452
Tour / Lap 7	401	403	420	425	442	412	450	409	427	404	415	419	456	414	452
Tour / Lap 8	401	403	420	425	442	412	450	409	427	404	415	419	456	414	452
Tour / Lap 9	401	403	420	425	442	412	450	409	427	404	415	419	456	452	414
Tour / Lap 10	401	403	420	425	442	412	450	409	427	404	415	419	456	452	414
Tour / Lap 11	401	403	420	425	442	412	450	409	427	404	415	419	456	452	414
Tour / Lap 12	401	420	425	442	412	450	409	427	415	404	419	456	452	414	
Tour / Lap 13	401	420	425	442	412	450	409	427	415	404	419	456	452	414	
Tour / Lap 14	401	420	425	442	412	450	409	427	415	419	404	456	452	414	
Tour / Lap 15	401	420	425	442	412	450	409	427	415	419	404	456	452	414	
Tour / Lap 16	401	420	425	442	412	450	409	427	415	419	404	456	452	414	
Tour / Lap 17	401	420	425	442	412	450	409	427	415	419	404	456	452	414	
Tour / Lap 18	401	420	425	442	412	450	409	427	415	419	404	456	452	414	
Tour / Lap 19	401	420	425	442	412	450	409	427	404	419	452	456	415	414	
Tour / Lap 20	401	420	425	442	412	450	409	419	427	404	452	456	415	414	



**X30 Challenge Europa 2015**

**X30 Super Shifter**

**Classement général final**

Cl	Num	Pilote	Nation	Chassis	Race 1	Race 2	Points
1	401	THONON Jonathan	BEL	PRAGA	83	88	171
2	420	VIGANO Matteo	ITA	TOP-KART	79	83	162
3	425	SAVONA Federico	ITA	EVOKART	74	79	153
4	403	HAJEK Patrik	CZE	PRAGA	88	64	152
5	450	DELRE Thierry	BEL	MACH1	76	73	149
6	442	BONDUEL Amaury	FRA	ART GP	72	76	148
7	412	SOUSA Yohan	POR	ZANARDI	71	74	145
8	409	SARFATI Jean-Noël	FRA	INTREPID	73	72	145
9	427	OP DE BEECK Frédéric	BEL	FORMULA GILLES	70	70	140
10	419	PICCIONE Clivio	MON	MAD CROC	67	71	138
11	404	PRETTE Louis	MON	MAD CROC	68	69	137
12	452	THEUNISSEN Rémi	BEL	MACH1	69	68	137
13	456	GREGOIRE Corentin	BEL	MACH 1	65	67	132
14	414	MASSAAD Karl	LIB	CRG	66	65	131
15	415	HANSES Julian	GER	GILLARD	64	66	130

Le Chronométrage

Affiché à

Le président du Collège