



ADAC Frühjahrspokal

Nach bester Rundenzeit sortiert

ADAC X 30 Junior, Rotax Junior, ADAC KF 3

Wackersdorf 1,222 Km

Freies Training[Q]

28.03.2015 13:45

Training started at 13:46:12

Pos.	St.Nr.	Klasse	Bewerber	Name	Wohnort	Model/Engine	Beste Zeit.	Diff.	Runde	Zweitbeste	Index
1	17	X30 Jun		Justin Häußermann		/IAME	51.696		6	51.807	4
2	6	KF 3	RL-Competition	Marius Zug	Mitterscheyern	CRG/IAME	51.867	0.171	8	51.892	10
3	22	KF 3	TB Motorsport	Luca Maisch	Neustetten	Zanardi/TM	51.908	0.212	3	51.946	4
4	23	KF 3	TB Motorsport	Kim Lauxmann	Altdorf	Zanardi/	51.971	0.275	5	52.020	7
5	405	X30 Jun	Binder-Racing	Alexander Tauscher	Mitterfels	BRM/IAME	52.049	0.353	7	52.146	6
6	68	X30 Jun	XTC Racing	Rick Hartmann	Kamenz	CRG/IAME	52.075	0.379	9	52.082	5
7	7	X30 Jun	RMW Motorsport	Philipp Heim	Neuenstein	Tony/IAME	52.111	0.415	8	52.243	9
8	29	X30 Jun	Team NKS	Tim Krause	Liebstadt	DR/IAME	52.179	0.483	7	52.384	9
9	14	X30 Jun	RL-Competition	Valentin Wiesender	Pfaffenhofen	CRG/IAME	52.180	0.484	6	52.340	8
10	11	X30 Jun	RS Motorsport	Leon Schütze	Gorxheimertal	Mad/IAME	52.204	0.508	9	52.364	6
11	26	KF 3	Kartclub Kerpen	Mike Münch	Weilerswist	FA Kart/Vortex	52.255	0.559	9	52.482	10
12	24	KF 3	TB Motorsport	Niklas Lindner	Weilerswist	FA Kart/Vortex	52.258	0.562	10	52.268	6
13	4	X30 Jun	MSC Bopfingen	Konstantin Holzke	Achstetten	Zanardi/IAME	52.269	0.573	8	52.370	6
14	25	X30 Jun	ADAC Sachsen/Team NKS	Philipp Klugar	Bennewitz	DR/IAME	52.784	1.088	4	52.838	3
15	55	X30 Jun	Meier Motorsport	Paul Herbst	Dresden	Paroline/IAME	52.844	1.148	8	52.882	7
16	3	X30 Jun	RS Motorsport	Patrick Degenbeck	Neumarkt Sankt Veit	Mad/IAME	52.911	1.215	6	53.122	5
17	15	X30 Jun	Team NKS	Alexander Richter	Dresden	DR/IAME	52.940	1.244	7	53.048	5
18	63	X30 Jun	Werkstetter Motorsport	Christian Hechel	Engelsberg	Praga/IAME	52.956	1.260	8	53.045	3
19	19	X30 Jun	AMC Memmingen	Luca Güthler	Lachen	TopKart/IAME	53.148	1.452	8	53.287	5
20	56	X30 Jun	RS Motorsport	Niclas Wiedmann	Horgenzell	Mad/IAME	53.374	1.678	8	53.746	6
21	5	X30 Jun	RS-Roland Schneider	Marvin Marino	Waiblingen	ART/IAME	54.035	2.339	5	54.103	6
22	111	X30 Jun		Lucas Wlörner		/IAME	54.587	2.891	4	54.649	6
23	31	X30 Jun		Nico Wurster	Grafenberg	ART/IAME	1:00.065	8.369	2	1:00.645	3

Zeitnahmekommissar & Auswertung: D.Schaffer-Söll

Orbits

Rennleiter: Eberhard Jahn

Ergebnisse und Livetiming siehe www.Zeitnahmeteam.de



ADAC Frühjahrspokal

ADAC X 30 Junior, Rotax Junior, ADAC KF 3

Wackersdorf 1,222 Km

Freies Training[Q]

28.03.2015 13:45

Training started at 13:46:12

Lap	Time of Day	Lap Tm	S1 Tm	S2 Tm	S3 Tm
(17) Justin Häußermann					
1	13:48:10.942	54.041	19.724	17.363	16.954
2	13:49:03.267	52.325	18.800	16.890	16.635
3	13:49:55.141	51.874	18.606	16.689	16.579
4	13:50:46.948	51.807	18.561	16.757	16.489
5	13:51:38.964	52.016	18.783	16.765	16.468
6	13:52:30.660	51.696	18.585	16.687	16.424
7	13:53:23.185	52.525	18.872	16.977	16.676
8	13:54:15.098	51.913	18.583	16.779	16.551
9	13:55:08.238	53.140	20.032	16.678	16.430
10	13:56:00.578	52.340	18.711	17.072	16.557
11	13:56:52.427	51.849	18.607	16.711	16.531
12	13:57:53.718	1:01.291	20.651	19.243	21.397

(6) Marius Zug					
1	13:48:08.390	53.535	19.024	17.382	17.129
2	13:49:00.713	52.323	18.847	16.985	16.491
3	13:49:52.828	52.115	18.551	16.940	16.624
4	13:50:45.186	52.358	18.798	16.970	16.590
5	13:51:37.599	52.413	18.886	17.021	16.506
6	13:52:29.895	52.296	18.698	16.977	16.621
7	13:53:21.835	51.940	18.716	16.855	16.369
8	13:54:13.702	51.867	18.595	16.856	16.416
9	13:55:05.610	51.908	18.772	16.795	16.341
10	13:55:57.502	51.892	18.720	16.846	16.326
11	13:56:54.022	56.520	18.754	16.806	20.960

(22) Luca Maisch					
1	13:52:30.067	4:17.929	42.629	18.154	17.146
2	13:53:22.885	52.818	19.287	17.017	16.514
3	13:54:14.793	51.908	18.615	16.847	16.446
4	13:55:06.739	51.946	18.734	16.867	16.345
5	13:56:07.588	1:00.849	18.671	24.846	17.332
6	13:57:00.033	52.445	18.831	17.020	16.594
7	13:57:55.149	55.116	18.791	17.227	19.098

(23) Kim Lauxmann					
1	13:50:13.034	58.210	21.957	18.780	17.473
2	13:51:08.145	55.111	20.173	17.883	17.055
3	13:52:02.935	54.790	19.647	18.131	17.012
4	13:52:55.798	52.863	19.297	17.185	16.381
5	13:53:47.769	51.971	18.712	16.990	16.269
6	13:54:39.918	52.149	18.730	17.044	16.375
7	13:55:31.938	52.020	18.731	16.945	16.344
8	13:56:24.668	52.730	18.798	17.328	16.604
9	13:57:21.005	56.337	19.440	17.572	19.325

(405) Alexander Tauscher					
1	13:48:12.841	54.350	19.285	17.964	17.101
2	13:49:05.903	53.062	19.140	17.129	16.793
3	13:49:58.391	52.488	18.613	17.123	16.752
4	13:50:50.810	52.419	18.637	17.098	16.684
5	13:51:43.158	52.348	18.799	16.900	16.649
6	13:52:35.304	52.146	18.645	16.849	16.652
7	13:53:27.353	52.049	18.492	16.920	16.637
8	13:54:19.964	52.611	18.951	16.834	16.826
9	13:55:12.767	52.803	18.719	16.945	17.139
10	13:56:06.190	53.423	19.258	17.373	16.792
11	13:57:00.912	54.722	18.866	17.158	18.698

(68) Rick Hartmann					
1	13:48:19.811	54.802	20.022	17.875	16.905
2	13:49:13.062	53.251	19.115	17.162	16.974
3	13:50:07.227	54.165	18.557	17.239	18.369
4	13:51:02.827	55.600	21.907	17.088	16.605

5	13:51:54.909	52.082	18.661	16.912	16.509
6	13:52:47.748	52.839	19.286	16.988	16.565
7	13:53:40.351	52.603	18.849	17.140	16.614
8	13:54:32.572	52.221	18.831	16.846	16.544
9	13:55:24.647	52.075	18.746	16.822	16.507
10	13:56:17.152	52.505	18.730	16.876	16.899
11	13:57:15.078	57.926	19.718	17.741	20.467

(7) Philipp Heim					
1	13:48:07.262	54.051	19.413	17.596	17.042
2	13:49:00.077	52.815	19.004	17.127	16.684
3	13:49:52.433	52.356	18.765	16.914	16.677
4	13:50:44.747	52.314	18.773	16.895	16.646
5	13:51:37.062	52.315	18.619	17.100	16.596
6	13:52:29.632	52.570	18.796	16.916	16.858
7	13:53:23.436	53.804	20.097	17.138	16.569
8	13:54:15.547	52.111	18.657	16.994	16.460
9	13:55:07.790	52.243	18.780	16.903	16.560
10	13:56:00.879	53.089	18.957	17.441	16.691
11	13:56:55.209	54.330	18.613	16.841	18.876

(29) Tim Krause					
1	13:48:11.061	54.904	19.966	17.669	17.269
2	13:49:04.118	53.057	19.018	17.094	16.945
3	13:49:56.888	52.770	18.758	17.129	16.883
4	13:50:49.867	52.979	18.811	16.901	17.267
5	13:51:42.488	52.621	18.979	17.006	16.636
6	13:52:35.006	52.518	18.803	16.895	16.820
7	13:53:27.185	52.179	18.645	16.814	16.720
8	13:54:20.279	53.094	18.903	17.195	16.996
9	13:55:12.663	52.384	18.705	16.963	16.716
10	13:56:05.918	53.255	18.896	17.547	16.812
11	13:57:00.348	54.430	19.006	17.020	18.404

(14) Valentin Wiesender					
1	13:48:17.990	53.545	19.194	17.423	16.928
2	13:49:11.237	53.247	18.914	17.243	17.090
3	13:50:03.939	52.702	19.034	16.957	16.711
4	13:50:56.596	52.657	19.009	16.932	16.716
5	13:51:49.004	52.408	18.590	16.867	16.951
6	13:52:41.184	52.180	18.622	16.868	16.690
7	13:53:33.859	52.675	19.015	16.913	16.747
8	13:54:26.199	52.340	18.650	16.894	16.796
9	13:55:18.697	52.498	18.798	16.936	16.764
10	13:56:11.685	52.988	18.837	17.093	17.058
11	13:57:05.442	53.757	19.882	17.056	16.819
12	13:58:00.321	54.879	19.004	17.075	18.800

(11) Leon Schütze					
1	13:48:11.710	55.399	20.715	17.526	17.158
2	13:49:04.586	52.876	19.108	17.043	16.725
3	13:49:57.116	52.530	18.666	17.049	16.815
4	13:50:49.667	52.551	18.884	16.920	16.747
5	13:51:42.270	52.603	18.795	17.011	16.797
6	13:52:34.634	52.364	18.700	16.847	16.817
7	13:53:28.133	53.499	18.632	16.758	18.109
8	13:54:21.574	53.441	19.786	16.859	16.796
9	13:55:13.778	52.204	18.729	16.830	16.645
10	13:56:06.560	52.782	18.695	17.255	16.832
11	13:57:01.551	54.991	18.718	17.185	19.088

(26) Mike Münch					
1	13:48:17.314	54.127	19.859	17.549	16.719
2	13:49:12.138	54.824	20.224	17.310	17.290
3	13:50:05.446	53.308	19.075	17.414	16.819
4	13:50:58.100	52.654	18.784	17.322	16.548

Zeitnahmekommissar & Auswertung: D.Schaffer-Söll

Orbits

Rennleiter: Eberhard Jahn

Ergebnisse unter www.zeitnahmeteam.de

Gedruckt: 28.03.2015 14:11:34





ADAC Frühjahrspokal

ADAC X 30 Junior, Rotax Junior, ADAC KF 3

Wackersdorf 1,222 Km

Freies Training[Q]

28.03.2015 13:45

Training started at 13:46:12

Lap	Time of Day	Lap Tm	S1 Tm	S2 Tm	S3 Tm
5	13:51:50.985	52.885	18.889	17.180	16.816
6	13:52:43.482	52.497	18.897	17.137	16.463
7	13:53:36.079	52.597	18.891	17.212	16.494
8	13:54:28.585	52.506	18.874	17.011	16.621
9	13:55:20.840	52.255	18.698	17.056	16.501
10	13:56:13.322	52.482	18.841	17.112	16.529
11	13:57:06.720	53.398	19.492	17.320	16.586
12	13:58:01.885	55.165	19.049	17.183	18.933

(24) Niklas Lindner

Lap	Time of Day	Lap Tm	S1 Tm	S2 Tm	S3 Tm
1	13:48:54.868	53.194	19.244	17.416	16.534
2	13:49:47.653	52.785	18.928	17.278	16.579
3	13:50:40.065	52.412	18.814	17.138	16.460
4	13:51:32.667	52.602	18.948	17.096	16.558
5	13:52:25.052	52.385	18.822	17.088	16.475
6	13:53:17.320	52.268	18.855	16.968	16.445
7	13:54:09.697	52.377	18.837	17.058	16.482
8	13:55:02.141	52.444	18.802	17.062	16.580
9	13:55:54.453	52.312	18.879	16.980	16.453
10	13:56:46.711	52.258	18.748	16.952	16.558
11	13:57:40.255	53.544	18.896	17.067	17.581

(4) Konstantin Holzke

Lap	Time of Day	Lap Tm	S1 Tm	S2 Tm	S3 Tm
1	13:48:17.766	54.263	19.698	17.746	16.819
2	13:49:11.414	53.648	19.460	17.276	16.912
3	13:50:04.294	52.880	19.174	16.999	16.707
4	13:50:56.947	52.653	18.909	16.966	16.748
5	13:51:49.436	52.489	18.689	16.972	16.828
6	13:52:41.806	52.370	18.743	16.976	16.651
7	13:53:34.242	52.436	18.774	16.934	16.728
8	13:54:26.511	52.269	18.730	16.919	16.620
9	13:55:19.123	52.612	18.894	16.979	16.739
10	13:56:11.756	52.633	18.740	17.001	16.892
11	13:57:05.266	53.510	19.491	17.132	16.887
12	13:57:59.756	54.490	18.803	17.199	18.488

(25) Philipp Klugar

Lap	Time of Day	Lap Tm	S1 Tm	S2 Tm	S3 Tm
1	13:48:29.896	54.285	19.475	17.542	17.268
2	13:49:23.853	53.957	19.527	17.316	17.114
3	13:50:16.691	52.838	18.668	17.237	16.933
4	13:51:09.475	52.784	18.700	17.250	16.834
5	13:52:02.727	53.252	18.742	17.420	17.090
6	13:52:55.867	53.140	18.803	17.140	17.197
7	13:53:49.338	53.471	19.040	17.262	17.169
8	13:54:45.053	55.715	19.054	17.418	19.243

(55) Paul Herbst

Lap	Time of Day	Lap Tm	S1 Tm	S2 Tm	S3 Tm
1	13:48:17.070	56.126	21.433	17.801	16.892
2	13:49:14.664	57.594	19.588	17.908	20.098
3	13:50:12.382	57.718	21.689	18.917	17.112
4	13:51:05.765	53.383	19.049	17.316	17.018
5	13:51:58.714	52.949	19.044	17.142	16.763
6	13:52:51.801	53.087	18.934	17.271	16.882
7	13:53:44.683	52.882	18.825	17.119	16.938
8	13:54:37.527	52.844	18.919	17.188	16.737
9	13:55:30.678	53.151	19.024	17.230	16.897
10	13:56:23.633	52.955	18.922	17.208	16.825
11	13:57:19.874	56.241	18.990	17.344	19.907

(3) Patrick Degenbeck

Lap	Time of Day	Lap Tm	S1 Tm	S2 Tm	S3 Tm
1	13:48:13.318	57.408	21.603	18.445	17.360
2	13:49:07.496	54.178	19.659	17.464	17.055
3	13:50:01.117	53.621	19.314	17.258	17.049
4	13:50:54.841	53.724	19.159	17.509	17.056
5	13:51:47.963	53.122	19.150	17.099	16.873
6	13:52:40.874	52.911	18.984	17.087	16.840

(15) Alexander Richter

Lap	Time of Day	Lap Tm	S1 Tm	S2 Tm	S3 Tm
1	13:48:20.528	55.612	19.683	18.521	17.408
2	13:49:14.694	54.166	19.579	17.383	17.204
3	13:50:08.260	53.566	19.165	17.316	17.085
4	13:51:01.699	53.439	19.095	17.327	17.017
5	13:51:54.747	53.048	18.985	17.089	16.974
6	13:52:48.375	53.628	19.202	17.391	17.035
7	13:53:41.315	52.940	18.867	17.206	16.867
8	13:54:34.720	53.405	19.302	17.156	16.947
9	13:55:29.190	54.470	19.385	17.425	17.660
10	13:56:24.601	55.411	19.786	18.301	17.324
11	13:57:20.529	55.928	19.251	17.361	19.316

(63) Christian Hechel

Lap	Time of Day	Lap Tm	S1 Tm	S2 Tm	S3 Tm
1	13:48:16.776	54.815	19.994	17.667	17.154
2	13:49:10.832	54.056	19.498	17.499	17.059
3	13:50:03.877	53.045	19.111	17.083	16.851
4	13:50:57.734	53.857	19.687	17.249	16.921
5	13:51:50.937	53.203	19.041	17.128	17.034
6	13:52:44.200	53.263	19.270	17.127	16.866
7	13:53:37.315	53.115	18.985	17.245	16.885
8	13:54:30.271	52.956	19.002	17.122	16.832
9	13:55:25.577	55.306	19.069	17.372	18.865

(19) Luca Güthler

Lap	Time of Day	Lap Tm	S1 Tm	S2 Tm	S3 Tm
1	13:48:30.100	59.001	20.649	17.863	20.489
2	13:49:28.716	58.616	20.097	19.968	18.551
3	13:50:22.514	53.798	19.474	17.337	16.987
4	13:51:15.936	53.422	19.307	17.195	16.920
5	13:52:09.223	53.287	19.355	17.089	16.843
6	13:53:03.343	54.120	19.276	17.649	17.195
7	13:53:56.789	53.446	19.485	17.095	16.866
8	13:54:49.937	53.148	19.158	17.029	16.961
9	13:55:44.176	54.239	19.313	17.607	17.319
10	13:56:37.495	53.319	19.154	17.267	16.898
11	13:57:32.640	55.145	19.254	17.170	18.721

(56) Niclas Wiedmann

Lap	Time of Day	Lap Tm	S1 Tm	S2 Tm	S3 Tm
1	13:48:16.701	55.929	19.983	18.577	17.369
2	13:49:11.151	54.450	19.394	17.864	17.192
3	13:50:05.410	54.259	19.755	17.440	17.064
4	13:50:59.208	53.798	19.422	17.381	16.995
5	13:51:53.202	53.994	19.153	17.332	17.509
6	13:52:46.948	53.746	19.381	17.385	16.980
7	13:53:41.158	54.210	19.421	17.624	17.165
8	13:54:34.532	53.374	19.120	17.198	17.056
9	13:55:28.404	53.872	19.390	17.297	17.185
10	13:56:22.278	53.874	19.436	17.269	17.169
11	13:57:17.904	55.626	19.393	17.549	18.684

(5) Marvin Marino

Lap	Time of Day	Lap Tm	S1 Tm	S2 Tm	S3 Tm
1	13:48:29.607	56.893	20.423	18.621	17.849
2	13:49:25.798	56.191	20.185	18.365	17.641
3	13:50:20.651	54.853	19.604	17.821	17.428
4	13:51:14.935	54.284	19.225	17.723	17.336
5	13:52:08.970	54.035	19.396	17.404	17.235
6	13:53:03.073	54.103	19.142	17.793	17.168
7	13:53:58.313	55.240	19.664	18.157	17.419
8	13:54:52.587	54.274	19.172	17.742	17.360
9	13:55:46.862	54.275	19.446	17.610	17.219

Zeitnahmekommissar & Auswertung: D.Schaffer-Söll

Orbits

Rennleiter: Eberhard Jahn

Ergebnisse unter www.zeitnahmeteam.de

Gedruckt: 28.03.2015 14:11:34





ADAC Frühjahrspokal

ADAC X 30 Junior, Rotax Junior, ADAC KF 3

Wackersdorf 1,222 Km

Freies Training[Q]

28.03.2015 13:45

Training started at 13:46:12

Lap	Time of Day	Lap Tm	S1 Tm	S2 Tm	S3 Tm	Lap	Time of Day	Lap Tm	S1 Tm	S2 Tm	S3 Tm
10	13:56:43.676	56.814	19.510	17.687	19.617						
(111) Lucas Wlörmer											
1	13:48:24.319	56.134	20.040	18.353	17.741						
2	13:49:19.920	55.601	19.622	18.365	17.614						
3	13:50:14.866	54.946	19.403	18.079	17.464						
4	13:51:09.453	54.587	19.504	17.702	17.381						
5	13:52:04.418	54.965	19.626	17.911	17.428						
6	13:52:59.067	54.649	19.224	17.817	17.608						
7	13:53:53.964	54.897	19.427	18.064	17.406						
8	13:54:48.872	54.908	19.402	18.011	17.495						
9	13:55:44.260	55.388	19.727	17.991	17.670						
10	13:56:39.044	54.784	19.764	17.710	17.310						
11	13:57:36.848	57.804	19.669	18.318	19.817						

(31) Nico Wurster											
1	13:48:42.926	1:01.614	22.782	19.468	19.364						
2	13:49:42.991	1:00.065	21.930	19.219	18.916						
3	13:50:43.636	1:00.645	22.071	19.298	19.276						
4	13:51:54.551	1:10.915	26.562	21.452	22.901						
5	13:53:00.154	1:05.603	23.511	19.786	22.306						
6	13:54:03.160	1:03.006	23.837	19.734	19.435						
7	13:55:04.869	1:01.709	22.832	19.887	18.990						
8	13:56:10.547	1:05.678	24.127	21.657	19.894						
9	13:57:13.483	1:02.936	22.826	19.092	21.018						

Zeitnahmekommissar & Auswertung: D.Schaffer-Söll

Orbits

Rennleiter: Eberhard Jahn

Ergebnisse unter www.zeitnahmeteam.de

www.zeitnahmeteam.de

Gedruckt: 28.03.2015 14:11:34



Li



ADAC Frühjahrspokal

Nach bester Rundenzeit sortiert


ADAC X 30 Junior, Rotax Junior, ADAC KF 3

Wackersdorf 1,222 Km

Zeittraining [Q]

28.03.2015 15:00

Qualifikation started at 15:00:01



Pos.	St.Nr.	Klasse	Bewerber	Name	Wohnort	Model/Engine	Beste Zeit.	Diff.	Runde	Zweitbeste	Index
1	17	X30 Jun		Justin Häußermann		/IAME	51.459		5	51.701	6
2	6	KF 3	RL-Competition	Marius Zug	Mitterscheyern	CRG/IAME	51.473	0.014	8	51.609	6
3	24	KF 3	TB Motorsport	Niklas Lindner	Weilerswist	FA Kart/Vortex	51.608	0.149	9	51.750	10
4	22	KF 3	TB Motorsport	Luca Maisch	Neustetten	Zanardi/TM	51.665	0.206	9	51.785	8
5	23	KF 3	TB Motorsport	Kim Lauxmann	Altdorf	Zanardi/	51.698	0.239	8	51.741	10
6	11	X30 Jun	RS Motorsport	Leon Schütze	Gorxheimertal	Mad/IAME	51.846	0.387	9	51.850	6
7	55	X30 Jun	Meier Motorsport	Paul Herbst	Dresden	Paroline/IAME	51.883	0.424	8	52.137	10
8	7	X30 Jun	RMW Motorsport	Philipp Heim	Neuenstein	Tony/IAME	51.943	0.484	8	51.951	4
9	4	X30 Jun	MSC Bopfingen	Konstantin Holzke	Achstetten	Zanardi/IAME	51.955	0.496	6	51.968	4
10	405	X30 Jun	Binder-Racing	Alexander Tauscher	Mitterfels	BRM/IAME	52.030	0.571	8	52.047	10
11	26	KF 3	Kartclub Kerpen	Mike Münch	Weilerswist	FA Kart/Vortex	52.051	0.592	6	52.252	9
12	68	X30 Jun	XTC Racing	Rick Hartmann	Kamenz	CRG/IAME	52.075	0.616	10	52.151	8
13	8	X30 Jun	RL-Competition	Patrick Geissler	Starnberg	CRG/IAME	52.119	0.660	7	52.129	6
14	29	X30 Jun	Team NKS	Tim Krause	Liebstadt	DR/IAME	52.193	0.734	8	52.223	7
15	14	X30 Jun	RL-Competition	Valentin Wiesender	Pfaffenhofen	CRG/IAME	52.285	0.826	6	52.296	8
16	19	X30 Jun	AMC Memmingen	Luca Güthler	Lachen	TopKart/IAME	52.351	0.892	9	52.479	5
17	25	X30 Jun	ADAC Sachsen/Team NKS	Philipp Klugar	Bennewitz	DR/IAME	52.357	0.898	8	52.622	6
18	63	X30 Jun	Werkstetter Motorsport	Christian Hechel	Engelsberg	Praga/IAME	52.421	0.962	7	52.425	5
19	15	X30 Jun	Team NKS	Alexander Richter	Dresden	DR/IAME	52.486	1.027	9	52.569	5
20	3	X30 Jun	RS Motorsport	Patrick Degenbeck	Neumarkt Sankt Veit	Mad/IAME	52.892	1.433	10	53.109	8
21	56	X30 Jun	RS Motorsport	Niclas Wiedmann	Horgenzell	Mad/IAME	53.022	1.563	5	53.518	6
22	5	X30 Jun	RS-Roland Schneider	Marvin Marino	Waiblingen	ART/IAME	53.176	1.717	8	53.396	10
23	31	X30 Jun		Nico Wurster	Grafenberg	ART/IAME	53.366	1.907	6	53.435	8
24	111	X30 Jun		Luca Flömer	Berlin	/IAME	54.263	2.804	6	54.368	8

Zeitnahmekommissar & Auswertung: D.Schaffer-Söll

Orbits

Rennleiter: Eberhard Jahn

Ergebnisse und Livetiming siehe www.Zeitnahmeteam.de

de

Gedruckt: 28.03.2015 15:40:40





ADAC Frühjahrspokal

Nach Runden sortiert

ADAC X 30 Junior, Rotax Junior, ADAC KF 3

Wackersdorf 1,222 Km

1. Rennen [R]

28.03.2015 16:25

Rennen (13 Runden) started at 16:29:56

Pos	No.	Klasse	Bewerber	Name	Wohnort	Rnd.	Diff	Gesamtzeit	Beste Zeit	In R.	Bemerkung	Punkte
1	17	X 30 Jur		Justin Häußermann		13		11:20.038	51.761	8		20
2	6	KF 3	RL-Competition	Marius Zug	Mitterscheyern	13	8.281	11:28.319	52.213	8		20
3	24	KF 3	TB Motorsport	Niklas Lindner	Weilerswist	13	8.506	11:28.544	52.267	8		18
4	23	KF 3	TB Motorsport	Kim Lauxmann	Altdorf	13	8.942	11:28.980	52.130	9		16
5	4	X 30 Jur	MSC Bopfingen	Konstantin Holzke	Achstetten	13	9.112	11:29.150	52.084	9		18
6	7	X 30 Jur	RMW Motorsport	Philipp Heim	Neuenstein	13	9.348	11:29.386	52.150	9		16
7	14	X 30 Jur	RL-Competition	Valentin Wiesender	Pfaffenhofen	13	16.206	11:36.244	52.574	12		15
8	405	X 30 Jur	Binder-Racing	Alexander Tauscher	Mitterfels	13	16.295	11:36.333	52.528	7		14
9	11	X 30 Jur	RS Motorsport	Leon Schütze	Gorxheimertal	13	16.667	11:36.705	52.606	8		13
10	68	X 30 Jur	XTC Racing	Rick Hartmann	Kamenz	13	16.789	11:36.827	52.574	8		12
11	55	X 30 Jur	Meier Motorsport	Paul Herbst	Dresden	13	17.321	11:37.359	52.542	13		11
12	29	X 30 Jur	Team NKS	Tim Krause	Liebstadt	13	17.469	11:37.507	52.398	13		10
13	26	KF 3	Kartclub Kerpen	Mike Münch	Weilerswist	13	18.483	11:38.521	52.524	9		15
14	63	X 30 Jur	Werkstetter Motorsport	Christian Hechel	Engelsberg	13	18.834	11:38.872	52.678	9		9
15	19	X 30 Jur	AMC Memmingen	Luca Güthler	Lachen	13	20.210	11:40.248	52.422	9		8
16	15	X 30 Jur	Team NKS	Alexander Richter	Dresden	13	20.984	11:41.022	52.529	9		7
17	5	X 30 Jur	RS-Roland Schneider	Marvin Marino	Waiblingen	13	28.073	11:48.111	53.125	7		6
18	56	X 30 Jur	RS Motorsport	Niclas Wiedmann	Horgenzell	13	28.574	11:48.612	53.419	4		5
19	25	X 30 Jur	ADAC Sachsen/Team NKS	Philipp Klugar	Bennewitz	13	28.833	11:48.871	53.354	6		4
20	3	X 30 Jur	RS Motorsport	Patrick Degenbeck	Neumarkt S ankt Vei	13	29.569	11:49.607	53.316	8		3
21	111	X 30 Jur		Luka Wlömer	Berlin	13	38.950	11:58.988	54.212	12		2
22	31	X 30 Jur		Nico Wurster	Grafenberg	13	39.333	11:59.371	54.231	6		1
23	8	X 30 Jur	RL-Competition	Patrick Geissler	Starnberg	12	1 Runde	10:52.198	52.418	5		0
Nicht Klassifiziert (75% = 10 Runden)												
	22	KF 3	TB Motorsport	Luca Maisch	Neustetten					0		0

Zeitnahmekommissar & Auswertung: D.Schaffer-Söll

Rennleiter: Eberhard Jahn

Orbits

Ergebnisse und Livetiming siehe www.Zeitnahmeteam.de





ADAC Frühjahrspokal

ADAC X 30 Junior, Rotax Junior, ADAC KF 3

Wackersdorf 1,222 Km

1. Rennen [R]

28.03.2015 16:25

Rennen (13 Runden) started at 16:29:56

Lap	Time of Day	Lap Tm	S1 Tm	S2 Tm	S3 Tm
(17) Justin Häußermann					
1	16:30:51.872	54.675	20.129	17.561	16.985
2	16:31:44.859	52.987	18.993	17.185	16.809
3	16:32:37.192	52.333	18.747	16.884	16.702
4	16:33:29.336	52.144	18.705	16.793	16.646
5	16:34:21.340	52.004	18.631	16.737	16.636
6	16:35:13.309	51.969	18.673	16.733	16.563
7	16:36:05.075	51.766	18.581	16.658	16.527
8	16:36:56.836	51.761	18.573	16.664	16.524
9	16:37:48.712	51.876	18.653	16.710	16.513
10	16:38:40.553	51.841	18.650	16.677	16.514
11	16:39:32.356	51.803	18.614	16.697	16.492
12	16:40:24.168	51.812	18.619	16.691	16.502
13	16:41:16.161	51.993	18.614	16.789	16.590

(6) Marius Zug					
1	16:30:53.765	56.476	21.688	17.773	17.015
2	16:31:46.868	53.103	19.090	17.136	16.877
3	16:32:39.806	52.938	18.974	17.298	16.666
4	16:33:32.491	52.685	18.819	17.259	16.607
5	16:34:25.154	52.663	18.884	17.197	16.582
6	16:35:17.427	52.273	18.705	17.056	16.512
7	16:36:09.729	52.302	18.667	17.099	16.536
8	16:37:01.942	52.213	18.665	17.066	16.482
9	16:37:54.229	52.287	18.708	17.058	16.521
10	16:38:46.769	52.540	18.906	17.009	16.625
11	16:39:39.112	52.343	18.809	17.103	16.431
12	16:40:31.764	52.652	18.919	17.202	16.531
13	16:41:24.442	52.678	18.782	17.160	16.736

(24) Niklas Lindner					
1	16:30:52.855	55.559	20.706	17.844	17.009
2	16:31:46.316	53.461	19.154	17.506	16.801
3	16:32:39.343	53.027	19.063	17.273	16.691
4	16:33:32.148	52.805	18.966	17.199	16.640
5	16:34:24.699	52.551	18.923	17.160	16.468
6	16:35:17.064	52.365	18.797	17.063	16.505
7	16:36:09.424	52.360	18.782	17.074	16.504
8	16:37:01.691	52.267	18.730	17.063	16.474
9	16:37:53.979	52.288	18.728	17.056	16.504
10	16:38:46.382	52.403	18.884	17.020	16.499
11	16:39:38.896	52.514	18.981	17.028	16.505
12	16:40:31.462	52.566	18.927	17.154	16.485
13	16:41:24.667	53.205	18.911	17.552	16.742

(23) Kim Lauxmann					
1	16:30:53.244	55.812	20.841	17.958	17.013
2	16:31:46.565	53.321	18.903	17.560	16.858
3	16:32:39.514	52.949	18.929	17.432	16.588
4	16:33:32.658	53.144	18.915	17.630	16.599
5	16:34:25.486	52.828	18.836	17.370	16.622
6	16:35:17.775	52.289	18.594	17.143	16.552
7	16:36:09.984	52.209	18.593	17.207	16.409
8	16:37:02.323	52.339	18.627	17.135	16.577
9	16:37:54.453	52.130	18.472	17.116	16.542
10	16:38:47.066	52.613	18.853	17.112	16.648
11	16:39:39.892	52.826	18.790	17.340	16.696
12	16:40:32.330	52.438	18.853	17.083	16.502
13	16:41:25.103	52.773	18.627	17.205	16.941

(4) Konstantin Holzke					
1	16:30:54.284	56.658	21.112	17.973	17.573
2	16:31:47.363	53.079	18.965	17.224	16.890
3	16:32:40.113	52.750	18.895	17.178	16.677
4	16:33:33.188	53.075	18.717	17.368	16.990

5	16:34:25.752	52.564	18.649	17.182	16.733
6	16:35:18.127	52.375	18.588	17.054	16.733
7	16:36:10.311	52.184	18.494	17.162	16.528
8	16:37:02.559	52.248	18.605	17.038	16.605
9	16:37:54.643	52.084	18.552	16.984	16.548
10	16:38:47.308	52.665	18.889	17.074	16.702
11	16:39:40.396	53.088	18.769	17.373	16.946
12	16:40:32.842	52.446	18.720	17.038	16.688
13	16:41:25.273	52.431	18.639	16.938	16.854

(7) Philipp Heim					
1	16:30:54.638	56.952	21.448	18.067	17.437
2	16:31:47.706	53.068	18.882	17.255	16.931
3	16:32:40.447	52.741	18.728	17.217	16.796
4	16:33:33.431	52.984	18.587	17.278	17.119
5	16:34:26.044	52.613	18.617	17.114	16.882
6	16:35:18.464	52.420	18.511	17.059	16.850
7	16:36:10.684	52.220	18.558	16.981	16.681
8	16:37:02.846	52.162	18.536	16.976	16.650
9	16:37:54.996	52.150	18.515	17.047	16.588
10	16:38:47.508	52.512	18.802	17.066	16.644
11	16:39:40.241	52.733	18.749	17.140	16.844
12	16:40:33.113	52.872	19.058	17.068	16.746
13	16:41:25.509	52.396	18.636	16.979	16.781

(14) Valentin Wiesender					
1	16:30:55.656	57.623	22.188	18.145	17.290
2	16:31:49.128	53.472	19.066	17.316	17.090
3	16:32:42.020	52.892	18.843	17.277	16.772
4	16:33:34.977	52.957	19.041	17.137	16.779
5	16:34:28.634	53.657	18.970	17.298	17.389
6	16:35:22.098	53.464	19.333	17.451	16.680
7	16:36:14.880	52.782	18.970	17.128	16.684
8	16:37:07.457	52.577	18.761	17.097	16.719
9	16:38:00.483	53.026	18.950	17.402	16.674
10	16:38:53.613	53.130	19.092	17.242	16.796
11	16:39:47.091	53.478	19.037	17.329	17.112
12	16:40:39.665	52.574	18.864	16.944	16.766
13	16:41:32.367	52.702	18.757	16.994	16.951

(405) Alexander Tauscher					
1	16:30:55.928	58.147	22.656	18.138	17.353
2	16:31:49.629	53.701	18.950	17.490	17.261
3	16:32:42.259	52.630	18.802	17.195	16.633
4	16:33:35.330	53.071	19.070	17.289	16.712
5	16:34:28.791	53.461	18.823	17.472	17.166
6	16:35:22.953	54.162	19.226	18.119	16.817
7	16:36:15.481	52.528	18.593	17.309	16.626
8	16:37:08.101	52.620	18.889	17.000	16.731
9	16:38:00.786	52.685	18.738	17.238	16.709
10	16:38:54.564	53.778	19.235	17.165	17.378
11	16:39:47.222	52.658	18.837	17.015	16.806
12	16:40:39.754	52.532	18.982	16.946	16.604
13	16:41:32.456	52.702	18.892	16.927	16.883

(11) Leon Schütze					
1	16:30:55.021	57.413	22.154	17.921	17.338
2	16:31:48.505	53.484	19.103	17.483	16.898
3	16:32:41.859	53.354	19.111	17.320	16.923
4	16:33:35.151	53.292	19.377	17.214	16.701
5	16:34:28.712	53.561	18.929	17.385	17.247
6	16:35:21.985	53.273	19.221	17.200	16.852
7	16:36:14.778	52.793	18.923	17.057	16.813
8	16:37:07.384	52.606	18.748	17.069	16.789
9	16:38:00.377	52.993	19.023	17.238	16.732
10	16:38:54.039	53.662	19.108	17.479	17.075

Zeitnahmekommissar & Auswertung: D.Schaffer-Söll

Orbits

Rennleiter: Eberhard Jahn

Ergebnisse unter www.zeitnahmeteam.de

Gedruckt: 28.03.2015 16:43:07





ADAC Frühjahrspokal

ADAC X 30 Junior, Rotax Junior, ADAC KF 3

Wackersdorf 1,222 Km

1. Rennen [R]

28.03.2015 16:25

Rennen (13 Runden) started at 16:29:56

Lap	Time of Day	Lap Tm	S1 Tm	S2 Tm	S3 Tm
11	16:39:47.152	53.113	18.804	17.276	17.033
12	16:40:40.091	52.939	19.248	17.014	16.677
13	16:41:32.828	52.737	18.938	17.019	16.780

(68) Rick Hartmann

1	16:30:55.348	57.442	22.128	18.099	17.215
2	16:31:49.409	54.061	19.170	17.670	17.221
3	16:32:42.184	52.775	18.809	17.205	16.761
4	16:33:35.590	53.406	19.282	17.384	16.740
5	16:34:28.893	53.303	18.763	17.615	16.925
6	16:35:22.584	53.691	19.525	17.496	16.670
7	16:36:15.382	52.798	18.831	17.307	16.660
8	16:37:07.956	52.574	18.772	17.077	16.725
9	16:38:00.607	52.651	18.775	17.208	16.668
10	16:38:54.655	54.048	19.156	17.213	17.679
11	16:39:47.415	52.760	18.969	17.105	16.686
12	16:40:40.198	52.783	19.157	17.073	16.553
13	16:41:32.950	52.752	18.939	17.139	16.674

(55) Paul Herbst

1	16:30:54.819	57.326	21.979	18.019	17.328
2	16:31:48.420	53.601	19.094	17.532	16.975
3	16:32:41.779	53.359	19.027	17.365	16.967
4	16:33:34.822	53.043	18.940	17.288	16.815
5	16:34:28.391	53.569	19.008	17.585	16.976
6	16:35:21.488	53.097	19.011	17.270	16.816
7	16:36:14.318	52.830	18.955	17.129	16.746
8	16:37:07.255	52.937	18.951	17.156	16.830
9	16:38:00.300	53.045	19.021	17.136	16.888
10	16:38:53.522	53.222	18.984	17.237	17.001
11	16:39:47.340	53.818	19.059	17.180	17.579
12	16:40:40.940	53.600	19.652	17.195	16.753
13	16:41:33.482	52.542	18.836	16.944	16.762

(29) Tim Krause

1	16:30:56.406	58.285	22.606	18.128	17.551
2	16:31:50.414	54.008	19.307	17.504	17.197
3	16:32:43.414	53.000	18.976	17.121	16.903
4	16:33:36.213	52.799	18.902	16.991	16.906
5	16:34:29.056	52.843	18.743	17.117	16.983
6	16:35:22.412	53.356	19.158	17.462	16.736
7	16:36:15.156	52.744	18.806	17.174	16.764
8	16:37:08.546	53.390	18.803	17.037	17.550
9	16:38:01.334	52.788	19.027	16.986	16.775
10	16:38:54.894	53.560	18.849	17.150	17.561
11	16:39:47.783	52.889	19.113	16.970	16.806
12	16:40:41.232	53.449	19.585	17.114	16.750
13	16:41:33.630	52.398	18.743	16.946	16.709

(26) Mike Münch

1	16:30:57.396	59.540	23.948	18.423	17.169
2	16:31:51.629	54.233	19.642	17.615	16.976
3	16:32:44.621	52.992	19.093	17.290	16.609
4	16:33:37.380	52.759	19.080	17.135	16.544
5	16:34:30.279	52.899	19.169	17.252	16.478
6	16:35:23.938	53.659	19.190	17.650	16.819
7	16:36:17.630	53.692	19.141	17.863	16.688
8	16:37:10.171	52.541	18.955	17.155	16.431
9	16:38:02.695	52.524	18.953	17.049	16.522
10	16:38:55.334	52.639	19.065	16.983	16.591
11	16:39:48.580	53.246	19.415	17.248	16.583
12	16:40:41.767	53.187	19.032	17.441	16.714
13	16:41:34.644	52.877	18.721	17.098	17.058

(63) Christian Hechel

1	16:30:56.818	58.524	22.925	18.138	17.461
---	--------------	--------	--------	--------	--------

Lap	Time of Day	Lap Tm	S1 Tm	S2 Tm	S3 Tm
2	16:31:51.331	54.513	19.503	17.874	17.136
3	16:32:44.420	53.089	18.912	17.221	16.956
4	16:33:37.246	52.826	18.869	17.118	16.839
5	16:34:30.141	52.895	18.724	17.224	16.947
6	16:35:24.188	54.047	19.057	17.731	17.259
7	16:36:16.868	52.680	18.869	17.055	16.756
8	16:37:09.811	52.943	18.942	17.154	16.847
9	16:38:02.489	52.678	18.891	16.954	16.833
10	16:38:55.207	52.718	18.809	17.026	16.883
11	16:39:49.076	53.869	19.846	17.182	16.841
12	16:40:42.228	53.152	18.758	17.467	16.927
13	16:41:34.995	52.767	18.899	17.077	16.791

(19) Luca Gütler

1	16:30:57.251	59.189	23.443	18.227	17.519
2	16:31:51.807	54.556	19.489	17.600	17.467
3	16:32:45.152	53.345	19.075	17.315	16.955
4	16:33:37.998	52.846	18.805	17.147	16.894
5	16:34:30.714	52.716	18.878	17.077	16.761
6	16:35:24.444	53.730	18.874	17.706	17.150
7	16:36:17.911	53.467	18.885	17.798	16.784
8	16:37:10.616	52.705	18.842	17.159	16.704
9	16:38:03.038	52.422	18.691	17.104	16.627
10	16:38:55.780	52.742	18.932	17.015	16.795
11	16:39:49.136	53.356	19.417	17.281	16.658
12	16:40:43.271	54.135	18.954	17.516	17.665
13	16:41:36.371	53.100	19.047	17.278	16.775

(15) Alexander Richter

1	16:30:58.052	59.736	23.599	18.665	17.472
2	16:31:52.203	54.151	19.352	17.611	17.188
3	16:32:45.975	53.772	19.171	17.433	17.168
4	16:33:39.349	53.374	18.884	17.404	17.086
5	16:34:32.216	52.867	18.793	17.210	16.864
6	16:35:25.205	52.989	18.803	17.222	16.964
7	16:36:18.126	52.921	18.765	17.320	16.836
8	16:37:11.007	52.881	18.966	17.094	16.821
9	16:38:03.536	52.529	18.698	17.053	16.778
10	16:38:56.249	52.713	18.791	17.033	16.889
11	16:39:49.570	53.321	19.105	17.291	16.925
12	16:40:44.048	54.478	18.797	17.493	18.188
13	16:41:37.145	53.097	18.898	17.120	17.079

(5) Marvin Marino

1	16:30:59.799	1:01.062	23.916	19.140	18.006
2	16:31:54.438	54.639	19.323	17.666	17.650
3	16:32:48.453	54.015	19.254	17.592	17.169
4	16:33:42.095	53.642	19.214	17.342	17.086
5	16:34:35.619	53.524	19.022	17.418	17.084
6	16:35:28.980	53.361	19.006	17.348	17.007
7	16:36:22.105	53.125	18.990	17.280	16.855
8	16:37:15.426	53.321	18.976	17.321	17.024
9	16:38:09.343	53.917	19.505	17.369	17.043
10	16:39:02.609	53.266	19.129	17.266	16.871
11	16:39:56.175	53.566	19.406	17.213	16.947
12	16:40:50.132	53.957	19.517	17.274	17.166
13	16:41:44.234	54.102	19.348	17.461	17.293

(56) Niclas Wiedmann

1	16:30:58.550	59.723	23.337	18.767	17.619
2	16:31:53.085	54.535	19.608	17.688	17.239
3	16:32:47.000	53.915	19.302	17.533	17.080
4	16:33:40.419	53.419	19.095	17.298	17.026
5	16:34:33.932	53.513	19.212	17.281	17.020
6	16:35:27.507	53.575	19.206	17.260	17.109
7	16:36:21.110	53.603	19.307	17.295	17.001

Zeitnahmekommissar & Auswertung: D.Schaffer-Söll

Orbits

Rennleiter: Eberhard Jahn

Ergebnisse unter www.zeitnahmeteam.de

Gedruckt: 28.03.2015 16:43:07





ADAC Frühjahrspokal

ADAC X 30 Junior, Rotax Junior, ADAC KF 3

Wackersdorf 1,222 Km

1. Rennen [R]

28.03.2015 16:25

Rennen (13 Runden) started at 16:29:56

Lap	Time of Day	Lap Tm	S1 Tm	S2 Tm	S3 Tm
8	16:37:14.644	53.534	19.164	17.240	17.130
9	16:38:08.421	53.777	19.338	17.336	17.103
10	16:39:02.097	53.676	19.303	17.282	17.091
11	16:39:55.939	53.842	19.491	17.253	17.098
12	16:40:49.987	54.048	19.446	17.358	17.244
13	16:41:44.735	54.748	19.309	17.795	17.644

(25) Philipp Klugar

1	16:30:58.713	1:00.445	23.898	18.975	17.572
2	16:31:53.341	54.628	19.668	17.725	17.235
3	16:32:47.304	53.963	19.431	17.492	17.040
4	16:33:40.836	53.532	19.238	17.276	17.018
5	16:34:34.482	53.646	19.187	17.422	17.037
6	16:35:27.836	53.354	19.003	17.282	17.069
7	16:36:21.408	53.572	19.217	17.470	16.885
8	16:37:14.901	53.493	19.068	17.383	17.042
9	16:38:09.252	54.351	19.748	17.539	17.064
10	16:39:03.216	53.964	19.333	17.642	16.989
11	16:39:57.422	54.206	19.409	17.770	17.027
12	16:40:51.135	53.713	19.030	17.525	17.158
13	16:41:44.994	53.859	18.888	17.574	17.397

(3) Patrick Degenbeck

1	16:30:59.143	1:00.516	23.812	19.140	17.564
2	16:31:53.484	54.341	19.606	17.718	17.017
3	16:32:47.488	54.004	19.484	17.597	16.923
4	16:33:41.017	53.529	19.303	17.322	16.904
5	16:34:34.551	53.534	19.232	17.370	16.932
6	16:35:27.926	53.375	19.153	17.273	16.949
7	16:36:21.689	53.763	19.397	17.437	16.929
8	16:37:15.005	53.316	19.005	17.325	16.986
9	16:38:08.782	53.777	19.446	17.327	17.004
10	16:39:02.265	53.483	19.375	17.181	16.927
11	16:39:56.490	54.225	20.128	17.203	16.894
12	16:40:50.363	53.873	19.538	17.182	17.153
13	16:41:45.730	55.367	19.395	17.306	18.666

(111) Luca Flömer

1	16:31:00.022	1:01.124	24.107	18.974	18.043
2	16:31:54.630	54.608	19.551	17.851	17.206
3	16:32:49.243	54.613	19.332	17.831	17.450
4	16:33:43.836	54.593	19.367	17.696	17.530
5	16:34:38.534	54.698	19.462	17.850	17.386
6	16:35:33.099	54.565	19.623	17.623	17.319
7	16:36:27.855	54.756	19.390	17.846	17.520
8	16:37:22.314	54.459	19.457	17.715	17.287
9	16:38:17.044	54.730	19.498	17.917	17.315
10	16:39:11.454	54.410	19.405	17.768	17.237
11	16:40:06.321	54.867	19.417	17.868	17.582
12	16:41:00.533	54.212	19.305	17.619	17.288
13	16:41:55.111	54.578	19.429	17.761	17.388

(31) Nico Wurster

1	16:31:00.411	1:01.118	24.033	19.166	17.919
2	16:31:55.679	55.268	19.906	17.979	17.383
3	16:32:50.635	54.956	19.783	17.820	17.353
4	16:33:45.308	54.673	19.612	17.678	17.383
5	16:34:39.660	54.352	19.517	17.616	17.219
6	16:35:33.891	54.231	19.463	17.569	17.199
7	16:36:28.374	54.483	19.490	17.505	17.488
8	16:37:23.040	54.666	19.557	17.734	17.375
9	16:38:17.673	54.633	19.606	17.702	17.325
10	16:39:12.141	54.468	19.597	17.574	17.297
11	16:40:06.870	54.729	19.431	17.582	17.716
12	16:41:01.168	54.298	19.422	17.610	17.266
13	16:41:55.494	54.326	19.413	17.641	17.272

Zeitnahmekommissar & Auswertung: D.Schaffer-Söll

Orbits

Rennleiter: Eberhard Jahn

Ergebnisse unter www.zeitnahmeteam.de

Gedruckt: 28.03.2015 16:43:07





ADAC Frühjahrspokal

Nach bester Rundenzeit sortiert


ADAC X 30 Junior, Rotax Junior, ADAC KF 3

Wackersdorf 1,222 Km

warm up[Q]

29.03.2015 09:15

Training started at 8:16:23



Pos.	St.Nr.	Klasse	Bewerber	Name	Wohnort	Model/Engine	Beste Zeit.	Diff.	Runde	Zweitbeste	index
1	6	KF 3	RL-Competition	Marius Zug	Mitterscheyern	CRG/IAME	1:13.237		3	1:13.544	2
2	14	X30 Jun	RL-Competition	Valentin Wiesender	Pfaffenhofen	CRG/IAME	1:14.996	1.759	6	1:15.230	7
3	4	X30 Jun	MSC Bopfingen	Konstantin Holzke	Achstetten	Zanardi/IAME	1:17.045	3.808	7	1:17.919	5
4	11	X30 Jun	RS Motorsport	Leon Schütze	Gorxheimertal	Mad/IAME	1:17.081	3.844	7	1:18.063	3
5	23	KF 3	TB Motorsport	Kim Lauxmann	Aldorf	Zanardi/	1:17.719	4.482	5	1:17.908	3
6	24	KF 3	TB Motorsport	Niklas Lindner	Usingen	FA Kart/Vortex	1:17.871	4.634	4	1:18.220	2
7	405	X30 Jun	Binder-Racing	Alexander Tauscher	Mitterfels	BRM/IAME	1:18.365	5.128	5	1:20.468	6
8	3	X30 Jun	RS Motorsport	Patrick Degenbeck	Neumarkt Sankt Veit	Mad/IAME	1:18.425	5.188	4	1:18.685	5
9	5	X30 Jun	RS-Roland Schneider	Marvin Marino	Waiblingen	ART/IAME	1:18.865	5.628	5	1:21.908	6
10	55	X30 Jun	Meier Motorsport	Paul Herbst	Dresden	Paroline/IAME	1:19.369	6.132	5	1:19.395	6
11	29	X30 Jun	Team NKS	Tim Krause	Liebstadt	DR/IAME	1:19.536	6.299	7	1:19.849	5
12	8	X30 Jun	RL-Competition	Patrick Geissler	Starnberg	CRG/IAME	1:19.587	6.350	5	1:19.632	6
13	17	X30 Jun		Justin Häußermann		/IAME	1:19.894	6.657	6	1:20.469	2
14	25	X30 Jun	ADAC Sachsen/Team NKS	Philipp Klugar	Bennewitz	DR/IAME	1:20.280	7.043	6	1:21.779	4
15	7	X30 Jun	RMW Motorsport	Philipp Heim	Neuenstein	Tony/IAME	1:20.381	7.144	5	1:20.690	3
16	63	X30 Jun	Werkstetter Motorsport	Christian Hechel	Engelsberg	Praga/IAME	1:20.759	7.522	2	1:21.736	1
17	68	X30 Jun	XTC Racing	Rick Hartmann	Kamenz	CRG/IAME	1:21.064	7.827	4	1:22.429	3
18	26	KF 3	Kartclub Kerpen	Mike Münch	Weilerswist	FA Kart/Vortex	1:21.284	8.047	6	1:22.362	5
19	19	X30 Jun	AMC Memmingen	Luca Güthler	Lachen	TopKart/IAME	1:21.364	8.127	6	1:21.930	7
20	111	X30 Jun		Luka Wlörmer	Berlin	/IAME	1:21.619	8.382	3	1:21.891	6
21	22	KF 3	TB Motorsport	Luca Maisch	Neustetten	Zanardi/TM	1:21.760	8.523	1	1:22.445	4
22	15	X30 Jun	Team NKS	Alexander Richter	Dresden	DR/IAME	1:22.497	9.260	6	1:22.617	2
23	56	X30 Jun	RS Motorsport	Niclas Wiedmann	Horgenzell	Mad/IAME	1:22.860	9.623	5	1:24.860	6
24	31	X30 Jun		Nico Wurster	Grafenberg	ART/IAME	1:23.277	10.040	3	1:23.647	4

Orbits

Ergebnis vorbehaltlich techn. Kontrolle

Ergebnisse und Livetiming siehe www.Zeitnahmeteam.de





ADAC Frühjahrspokal

ADAC X 30 Junior, Rotax Junior, ADAC KF 3

Wackersdorf 1,222 Km

warm up[Q]

29.03.2015 09:15

Training started at 8:16:23

Lap	Time of Day	Lap Tm	S1 Tm	S2 Tm	S3 Tm
(6) Marius Zug					
1	8:18:53.128	1:14.204	26.799	24.916	22.489
2	8:20:06.672	1:13.544	26.157	24.617	22.770
3	8:21:19.909	1:13.237	26.051	24.494	22.692
4	8:22:36.260	1:16.351	25.825	25.002	25.524
5	8:25:44.418	3:08.158	37.816	25.902	1:04.440
6	8:27:03.796	1:19.378	26.327	24.720	28.331

Lap	Time of Day	Lap Tm	S1 Tm	S2 Tm	S3 Tm
(14) Valentin Wiesender					
1	8:19:16.410	1:20.401	28.078	26.451	25.872
2	8:20:33.761	1:17.351	27.594	25.987	23.770
3	8:21:54.767	1:21.006	27.247	29.865	23.894
4	8:23:10.602	1:15.835	26.721	25.768	23.346
5	8:24:26.529	1:15.927	26.596	25.385	23.946
6	8:25:41.525	1:14.996	26.480	25.418	23.098
7	8:26:56.755	1:15.230	26.397	25.895	22.938
8	8:28:17.838	1:21.083	26.631	25.800	28.652

Lap	Time of Day	Lap Tm	S1 Tm	S2 Tm	S3 Tm
(4) Konstantin Holzke					
1	8:19:17.850	1:19.695	28.345	26.951	24.399
2	8:20:38.432	1:20.582	29.738	26.646	24.198
3	8:21:57.601	1:19.169	27.884	26.455	24.830
4	8:23:17.008	1:19.407	27.593	26.770	25.044
5	8:24:34.927	1:17.919	27.591	26.233	24.095
6	8:25:53.267	1:18.340	27.532	26.561	24.247
7	8:27:10.312	1:17.045	27.357	26.130	23.558
8	8:28:35.347	1:25.035	27.257	26.740	31.038

Lap	Time of Day	Lap Tm	S1 Tm	S2 Tm	S3 Tm
(11) Leon Schütze					
1	8:19:03.896	1:21.237	29.627	27.250	24.360
2	8:20:23.576	1:19.680	28.420	26.755	24.505
3	8:21:44.639	1:18.063	27.995	26.232	23.836
4	8:22:59.797	1:18.158	27.648	26.609	23.901
5	8:24:18.049	1:18.252	27.961	26.177	24.114
6	8:25:36.376	1:18.327	27.395	25.924	25.008
7	8:26:53.457	1:17.081	27.478	25.830	23.773
8	8:28:16.748	1:23.291	28.166	27.118	28.007

Lap	Time of Day	Lap Tm	S1 Tm	S2 Tm	S3 Tm
(23) Kim Lauxmann					
1	8:19:07.670	1:21.434	29.112	28.312	24.010
2	8:20:26.493	1:18.823	28.784	26.397	23.642
3	8:21:44.401	1:17.908	27.838	26.620	23.450
4	8:23:02.998	1:18.597	27.541	27.074	23.982
5	8:24:20.717	1:17.719	27.301	26.911	23.507
6	8:25:39.114	1:18.397	27.656	26.512	24.229
7	8:26:58.199	1:19.085	28.395	26.883	23.807
8	8:28:18.730	1:20.531	27.244	26.441	26.846

Lap	Time of Day	Lap Tm	S1 Tm	S2 Tm	S3 Tm
(24) Niklas Lindner					
1	8:21:28.028	3:29.075	38.304	26.361	24.410
2	8:22:46.248	1:18.220	28.508	25.827	23.885
3	8:25:02.956	2:16.708	27.149	25.543	1:24.016
4	8:26:20.827	1:17.871	27.830	25.954	24.087
5	8:27:42.414	1:21.587	28.469	27.327	25.791

Lap	Time of Day	Lap Tm	S1 Tm	S2 Tm	S3 Tm
(405) Alexander Tauscher					
1	8:19:17.705	1:28.035	28.256	30.304	29.475
2	8:20:39.880	1:22.175	30.378	27.300	24.497
3	8:22:13.741	1:33.861	39.204	27.730	26.927
4	8:25:19.813	3:06.072	13.973	26.573	25.526
5	8:26:38.178	1:18.365	28.358	26.285	23.722
6	8:27:58.646	1:20.468	27.656	26.234	26.578

Lap	Time of Day	Lap Tm	S1 Tm	S2 Tm	S3 Tm
(3) Patrick Degenbeck					
1	8:19:02.506	1:23.408	30.892	27.579	24.937

Lap	Time of Day	Lap Tm	S1 Tm	S2 Tm	S3 Tm
2	8:20:23.991	1:21.485	29.239	26.961	25.285
3	8:21:42.690	1:18.699	28.417	26.426	23.856
4	8:23:01.115	1:18.425	27.966	26.569	23.890
5	8:24:19.800	1:18.685	28.378	26.296	24.011
6	8:25:38.554	1:18.754	28.168	26.151	24.435
7	8:26:59.041	1:20.487	29.786	26.561	24.140
8	8:28:21.478	1:22.437	27.927	26.143	28.367

Lap	Time of Day	Lap Tm	S1 Tm	S2 Tm	S3 Tm
(5) Marvin Marino					
1	8:19:35.066	1:23.003	31.107	27.433	24.463
2	8:20:59.194	1:24.128	33.495	26.208	24.425
3	8:23:56.880	2:57.686	27.949	2:02.864	26.873
4	8:25:19.626	1:22.746	28.763	26.910	27.073
5	8:26:38.491	1:18.865	27.673	26.399	24.793
6	8:28:00.399	1:21.908	27.809	26.389	27.710

Lap	Time of Day	Lap Tm	S1 Tm	S2 Tm	S3 Tm
(55) Paul Herbst					
1	8:19:17.401	1:21.238	28.761	27.251	25.226
2	8:20:46.613	1:29.212	29.573	34.685	24.954
3	8:22:08.965	1:22.352	29.256	27.669	25.427
4	8:23:29.858	1:20.893	28.598	27.305	24.990
5	8:24:49.227	1:19.369	28.012	26.781	24.576
6	8:26:08.622	1:19.395	28.011	26.846	24.538
7	8:27:32.056	1:23.434	28.236	27.181	28.017

Lap	Time of Day	Lap Tm	S1 Tm	S2 Tm	S3 Tm
(29) Tim Krause					
1	8:19:07.006	1:23.540	29.530	28.742	25.268
2	8:20:28.576	1:21.570	28.441	26.725	26.404
3	8:21:59.297	1:30.721	28.507	26.885	35.329
4	8:23:20.650	1:21.353	28.699	27.719	24.935
5	8:24:40.499	1:19.849	27.956	26.810	25.083
6	8:26:01.237	1:20.738	28.130	27.598	25.010
7	8:27:20.773	1:19.536	27.901	27.046	24.589
8	8:28:44.247	1:23.474	28.089	27.455	27.930

Lap	Time of Day	Lap Tm	S1 Tm	S2 Tm	S3 Tm
(8) Patrick Geissler					
1	8:19:07.230	1:22.201	30.205	26.882	25.114
2	8:20:28.396	1:21.166	29.572	26.696	24.898
3	8:22:39.192	2:10.796	28.118	26.142	1:16.536
4	8:25:13.206	2:34.014	39.330	27.128	27.556
5	8:26:32.793	1:19.587	28.339	26.303	24.945
6	8:27:52.425	1:19.632	27.779	26.024	25.829

Lap	Time of Day	Lap Tm	S1 Tm	S2 Tm	S3 Tm
(17) Justin Häußemann					
1	8:19:16.234	1:29.868	29.455	35.163	25.250
2	8:20:36.703	1:20.469	29.083	26.741	24.645
3	8:21:57.214	1:20.511	29.000	26.864	24.647
4	8:23:19.479	1:22.265	28.447	27.637	26.181
5	8:25:14.217	1:54.738	02.928	27.160	24.650
6	8:26:34.111	1:19.894	28.273	26.647	24.974
7	8:27:55.569	1:21.458	27.749	26.900	26.809

Lap	Time of Day	Lap Tm	S1 Tm	S2 Tm	S3 Tm
(25) Philipp Klugar					
1	8:19:31.250	1:23.221	30.639	27.638	24.944
2	8:20:53.272	1:22.022	30.130	27.277	24.615
3	8:22:15.454	1:22.182	29.796	27.235	25.151
4	8:23:37.233	1:21.779	29.561	27.679	24.539
5	8:25:05.972	1:28.739	29.542	27.767	31.430
6	8:26:26.252	1:20.280	28.431	27.181	24.668
7	8:27:49.026	1:22.774	28.307	27.175	27.292

Lap	Time of Day	Lap Tm	S1 Tm	S2 Tm	S3 Tm
(7) Philipp Heim					
1	8:18:50.269	1:21.452	29.235	27.270	24.947
2	8:20:11.992	1:21.723	30.146	27.331	24.246
3	8:21:32.682	1:20.690	29.345	27.055	24.290
4	8:22:53.559	1:20.877	28.261	27.872	24.744

Orbits

Ergebnis vorbehaltlich techn. Kontrolle





ADAC Frühjahrspokal

ADAC X 30 Junior, Rotax Junior, ADAC KF 3

Wackersdorf 1,222 Km

warm up[Q]

29.03.2015 09:15

Training started at 8:16:23

Lap	Time of Day	Lap Tm	S1 Tm	S2 Tm	S3 Tm
5	8:24:13.940	1:20.381	28.269	27.255	24.857
6	8:25:35.090	1:21.150	28.287	27.231	25.632
7	8:26:58.290	1:23.200	29.263	26.990	26.947

(63) Christian Hechel

1	8:19:08.596	1:21.736	29.797	27.211	24.728
2	8:20:29.355	1:20.759	29.586	26.856	24.317
3	8:22:34.001	2:04.646	28.424	26.509	1:09.713

(68) Rick Hartmann

1	8:19:30.130	1:23.734	30.093	27.482	26.159
2	8:20:52.786	1:22.656	30.064	27.380	25.212
3	8:22:15.215	1:22.429	29.394	27.241	25.794
4	8:23:36.279	1:21.064	28.881	27.270	24.913
5	8:25:37.054	2:00.775	29.583	27.921	1:03.271
6	8:27:00.991	1:23.937	28.967	26.937	28.033

(26) Mike Münch

1	8:19:21.865	1:29.190	35.974	27.746	25.470
2	8:20:45.646	1:23.781	30.272	27.360	26.149
3	8:22:10.348	1:24.702	30.755	27.798	26.149
4	8:23:32.911	1:22.563	29.147	27.689	25.727
5	8:24:55.273	1:22.362	29.439	27.113	25.810
6	8:26:16.557	1:21.284	29.125	26.872	25.287
7	8:27:41.033	1:24.476	29.383	27.323	27.770

(19) Luca Gütler

1	8:19:06.727	1:24.767	30.830	28.391	25.546
2	8:20:30.799	1:24.072	31.002	27.846	25.224
3	8:21:53.410	1:22.611	29.612	27.105	25.894
4	8:23:16.697	1:23.287	29.180	27.743	26.364
5	8:24:39.172	1:22.475	29.187	27.595	25.693
6	8:26:00.536	1:21.364	29.176	27.349	24.839
7	8:27:22.466	1:21.930	29.330	27.409	25.191
8	8:28:48.121	1:25.655	29.116	27.718	28.821

(111) Luka Wöber

1	8:19:28.849	1:25.030	31.065	27.906	26.059
2	8:20:51.368	1:22.519	29.772	27.443	25.304
3	8:22:12.987	1:21.619	29.256	27.056	25.307
4	8:23:34.883	1:21.896	28.629	27.749	25.518
5	8:24:57.243	1:22.360	29.770	27.447	25.143
6	8:26:19.134	1:21.891	28.986	27.709	25.196
7	8:27:46.083	1:26.949	29.570	27.458	29.921

(22) Luca Maisch

1	8:18:57.448	1:21.760	29.613	26.981	25.166
2	8:23:20.847	4:23.399	16.521	33.635	33.243
3	8:26:31.638	3:10.791	18.884	26.506	25.401
4	8:27:54.083	1:22.445	28.034	26.164	28.247

(15) Alexander Richter

1	8:19:17.092	1:25.240	29.963	28.463	26.814
2	8:20:39.709	1:22.617	29.736	27.690	25.191
3	8:22:08.319	1:28.610	34.893	27.661	26.056
4	8:23:33.254	1:24.935	29.586	28.220	27.129
5	8:24:56.324	1:23.070	29.728	27.398	25.944
6	8:26:18.821	1:22.497	29.486	27.794	25.217
7	8:27:44.412	1:25.591	29.441	27.585	28.565

(56) Nicolas Wiedmann

1	8:19:44.547	1:32.659	34.652	32.484	25.523
2	8:21:20.341	1:35.794	31.522	27.429	36.843
3	8:23:34.226	2:13.885	12.521	31.294	30.070
4	8:24:59.634	1:25.408	31.211	27.961	26.236
5	8:26:22.494	1:22.860	30.183	27.516	25.161

Lap	Time of Day	Lap Tm	S1 Tm	S2 Tm	S3 Tm
6	8:27:47.354	1:24.860	29.199	26.982	28.679

(31) Nico Wurster

1	8:19:31.626	1:29.101	31.296	28.505	29.300
2	8:20:56.707	1:25.081	31.243	28.173	25.665
3	8:22:19.984	1:23.277	29.312	28.053	25.912
4	8:23:43.631	1:23.647	28.876	28.457	26.314
5	8:25:08.952	1:25.321	30.129	28.281	26.911
6	8:26:34.820	1:25.868	29.149	30.122	26.597
7	8:28:39.478	2:04.658	35.803	28.018	1:00.837

Orbits

Ergebnis vorbehaltlich techn. Kontrolle





ADAC Frühjahrspokal

Nach Runden sortiert

ADAC X 30 Junior, Rotax Junior, ADAC KF 3

Wackersdorf 1,222 Km

2. Rennen [R]

29.03.2015 10:40

Rennen (13 Runden) started at 9:53:45

Pos	No.		Bewerber	Name	Wohnort	Rnd.	Diff	Gesamtzeit	Beste Zeit	In R.	Bemerkung	Punkte
1	6	KF 3	RL-Competition	Marius Zug	Mitterscheyern	13		15:48.147	1:11.984	7		20
2	14	X30 Jun	RL-Competition	Valentin Wiesender	Pfaffenhofen	13	17.842	16:05.989	1:13.476	10		20
3	17	X30 Jun		Justin Häußermann		13	42.964	16:31.111	1:15.599	12		18
4	7	X30 Jun	RMW Motorsport	Philipp Heim	Neuenstein	13	43.524	16:31.671	1:15.090	10		16
5	405	X30 Jun	Binder-Racing	Alexander Tauscher	Mitterfels	13	43.867	16:32.014	1:15.031	10		15
6	11	X30 Jun	RS Motorsport	Leon Schütze	Gorxheimertal	13	44.131	16:32.278	1:15.089	11		14
7	22	KF 3	TB Motorsport	Luca Maisch	Neustetten	13	50.878	16:39.025	1:13.927	9		18
8	25	X30 Jun	ADAC Sachsen/Team NKS	Philipp Klugar	Bennewitz	13	51.345	16:39.492	1:15.046	12		13
9	63	X30 Jun	Werkstetter Motorsport	Christian Hechel	Engelsberg	13	55.439	16:43.586	1:15.263	12		12
10	24	KF 3	TB Motorsport	Niklas Lindner	Usingen	13	57.796	16:45.943	1:13.917	6		16
11	29	X30 Jun	Team NKS	Tim Krause	Liebstadt	13	59.847	16:47.994	1:15.811	11		11
12	3	X30 Jun	RS Motorsport	Patrick Degenbeck	Neumarkt Sankt Veit	13	1:02.993	16:51.140	1:15.633	7		10
13	55	X30 Jun	Meier Motorsport	Paul Herbst	Dresden	13	1:07.221	16:55.368	1:16.156	12		9
14	23	KF 3	TB Motorsport	Kim Lauxmann	Altdorf	13	1:07.492	16:55.639	1:13.944	11		15
15	19	X30 Jun	AMC Memmingen	Luca Güthler	Lachen	13	1:08.592	16:56.739	1:16.276	12		8
16	26	KF 3	Kartclub Kerpen	Mike Münch	Weilerswist	13	1:18.736	17:06.883	1:15.915	12		14
17	5	X30 Jun	RS-Roland Schneider	Marvin Marino	Waiblingen	12	1 Runde	15:58.357	1:17.392	8		7
18	111	X30 Jun		Luka Wlörmer	Berlin	12	1 Runde	16:08.528	1:18.978	6		6
19	68	X30 Jun	XTC Racing	Rick Hartmann	Kamenz	12	1 Runde	16:13.127	1:16.849	6		5
20	15	X30 Jun	Team NKS	Alexander Richter	Dresden	12	1 Runde	16:18.967	1:17.898	7		4
21	31	X30 Jun		Nico Wurster	Grafenberg	12	1 Runde	16:36.893	1:20.704	5		3
Nicht Klassifiziert (75% = 10 Runden)												
	8	X30 Jun	RL-Competition	Patrick Geissler	Starnberg	9	4 Runden	11:31.403	1:14.749	7		0
	56	X30 Jun	RS Motorsport	Niclas Wiedmann	Horgenzell	1	12 Runden	1:43.645	1:40.648	1		0
	4	X30 Jun	MSC Bopfingen	Konstantin Holzke	Achstetten		13 Runden	1.096		0		0

Orbits

Ergebnis vorbehaltlich techn. Kontrolle

Ergebnisse und Livetiming siehe www.Zeitnahmeteam.de





ADAC Frühjahrspokal

ADAC X 30 Junior, Rotax Junior, ADAC KF 3

Wackersdorf 1,222 Km

2. Rennen [R]

29.03.2015 10:40

Rennen (13 Runden) started at 9:53:45

Lap	Time of Day	Lap Tm	S1 Tm	S2 Tm	S3 Tm
(6) Marius Zug					
1	9:55:00.100	1:13.824	26.256	24.678	22.890
2	9:56:12.858	1:12.758	25.763	24.668	22.327
3	9:57:25.962	1:13.104	25.731	24.914	22.459
4	9:58:38.526	1:12.564	25.592	24.796	22.176
5	9:59:51.313	1:12.787	25.534	24.623	22.630
6	10:01:03.800	1:12.487	25.503	24.646	22.338
7	10:02:15.784	1:11.984	25.482	24.521	21.981
8	10:03:28.683	1:12.899	25.507	24.712	22.680
9	10:04:42.087	1:13.404	25.481	24.948	22.975
10	10:05:54.474	1:12.387	25.513	24.548	22.326
11	10:07:08.332	1:13.858	26.748	24.789	22.321
12	10:08:21.567	1:13.235	26.166	24.666	22.413
13	10:09:33.590	1:12.023	25.389	24.542	22.092

Lap	Time of Day	Lap Tm	S1 Tm	S2 Tm	S3 Tm
(14) Valentin Wiesender					
1	9:55:04.234	1:17.512	28.383	26.150	22.979
2	9:56:19.757	1:15.523	27.282	25.126	23.115
3	9:57:33.627	1:13.870	26.297	25.096	22.477
4	9:58:47.191	1:13.564	26.230	24.831	22.503
5	10:00:01.098	1:13.907	26.341	24.939	22.627
6	10:01:14.889	1:13.791	26.068	25.204	22.519
7	10:02:28.535	1:13.646	26.023	25.131	22.492
8	10:03:42.759	1:14.224	26.188	25.217	22.819
9	10:04:56.529	1:13.770	25.930	25.301	22.539
10	10:06:10.005	1:13.476	25.868	25.183	22.425
11	10:07:24.215	1:14.210	26.281	25.314	22.615
12	10:08:37.795	1:13.580	26.071	25.118	22.391
13	10:09:51.432	1:13.637	26.020	24.994	22.623

Lap	Time of Day	Lap Tm	S1 Tm	S2 Tm	S3 Tm
(17) Justin Häußemann					
1	9:55:03.957	1:17.650	27.842	25.989	23.819
2	9:56:20.400	1:16.443	27.377	25.477	23.589
3	9:57:36.815	1:16.415	27.456	25.660	23.299
4	9:58:52.709	1:15.894	27.103	25.393	23.398
5	10:00:08.721	1:16.012	27.001	25.483	23.528
6	10:01:24.596	1:15.875	26.926	25.643	23.306
7	10:02:40.814	1:16.218	27.302	25.435	23.481
8	10:03:56.541	1:15.727	27.003	25.412	23.312
9	10:05:12.764	1:16.223	27.192	25.786	23.245
10	10:06:28.526	1:15.762	26.809	25.674	23.279
11	10:07:44.357	1:15.831	27.032	25.505	23.294
12	10:08:59.956	1:15.599	27.200	25.275	23.124
13	10:10:16.554	1:16.598	27.394	25.756	23.448

Lap	Time of Day	Lap Tm	S1 Tm	S2 Tm	S3 Tm
(7) Philipp Heim					
1	9:55:06.173	1:19.684	29.281	26.885	23.518
2	9:56:22.832	1:16.659	26.952	26.254	23.453
3	9:57:38.828	1:15.996	26.540	25.989	23.467
4	9:58:54.381	1:15.553	26.340	25.654	23.559
5	10:00:10.586	1:16.205	26.696	26.008	23.501
6	10:01:26.780	1:16.194	26.924	26.027	23.243
7	10:02:42.222	1:15.442	26.370	25.749	23.323
8	10:03:59.185	1:16.963	26.543	26.740	23.680
9	10:05:14.508	1:15.323	26.264	25.663	23.396
10	10:06:29.598	1:15.090	26.149	25.863	23.078
11	10:07:44.776	1:15.178	26.369	25.583	23.226
12	10:09:01.368	1:16.592	27.330	25.931	23.331
13	10:10:17.114	1:15.746	26.779	25.638	23.329

Lap	Time of Day	Lap Tm	S1 Tm	S2 Tm	S3 Tm
(405) Alexander Tauscher					
1	9:55:07.040	1:20.094	29.187	27.290	23.617
2	9:56:23.440	1:16.400	26.891	25.897	23.612
3	9:57:39.234	1:15.794	26.886	25.704	23.204
4	9:58:55.172	1:15.938	26.772	25.844	23.322

Lap	Time of Day	Lap Tm	S1 Tm	S2 Tm	S3 Tm
5	10:00:11.280	1:16.108	26.757	25.811	23.540
6	10:01:28.576	1:17.296	26.797	26.661	23.838
7	10:02:43.892	1:15.316	26.627	25.407	23.282
8	10:03:59.608	1:15.716	26.588	25.831	23.297
9	10:05:15.530	1:15.922	26.955	25.782	23.185
10	10:06:30.561	1:15.031	26.719	25.442	22.870
11	10:07:45.695	1:15.134	26.474	25.467	23.193
12	10:09:01.510	1:15.815	26.765	25.968	23.062
13	10:10:17.457	1:15.947	26.869	25.945	23.133

Lap	Time of Day	Lap Tm	S1 Tm	S2 Tm	S3 Tm
(11) Leon Schütze					
1	9:55:07.707	1:20.674	29.941	27.158	23.575
2	9:56:24.306	1:16.599	27.365	25.907	23.327
3	9:57:39.923	1:15.617	27.073	25.491	23.053
4	9:58:55.662	1:15.739	26.704	25.523	23.512
5	10:00:11.421	1:15.759	26.868	25.598	23.293
6	10:01:27.357	1:15.936	27.043	25.605	23.288
7	10:02:43.070	1:15.713	26.530	25.538	23.645
8	10:03:59.319	1:16.249	26.528	26.293	23.428
9	10:05:14.814	1:15.495	27.084	25.274	23.137
10	10:06:29.992	1:15.178	26.641	25.504	23.033
11	10:07:45.081	1:15.089	26.611	25.300	23.178
12	10:09:01.945	1:16.864	27.233	26.378	23.253
13	10:10:17.721	1:15.776	26.977	25.678	23.121

Lap	Time of Day	Lap Tm	S1 Tm	S2 Tm	S3 Tm
(22) Luca Maisch					
1	9:55:16.232	1:27.086	34.373	28.988	23.725
2	9:56:41.719	1:25.487	27.828	33.482	24.177
3	9:57:57.601	1:15.882	27.240	25.326	23.316
4	9:59:13.096	1:15.495	26.846	25.520	23.129
5	10:00:27.833	1:14.737	26.562	25.243	22.932
6	10:01:43.308	1:15.475	26.390	25.520	23.565
7	10:02:58.768	1:15.460	26.906	25.414	23.140
8	10:04:13.580	1:14.812	26.678	25.078	23.056
9	10:05:27.507	1:13.927	25.924	24.893	23.110
10	10:06:41.717	1:14.210	25.874	25.194	23.142
11	10:07:56.016	1:14.299	26.632	24.855	22.812
12	10:09:10.047	1:14.031	26.277	24.932	22.822
13	10:10:24.468	1:14.421	26.713	25.135	22.573

Lap	Time of Day	Lap Tm	S1 Tm	S2 Tm	S3 Tm
(25) Philipp Kluger					
1	9:55:10.751	1:22.553	30.623	27.430	24.500
2	9:56:28.830	1:18.079	27.933	26.453	23.693
3	9:57:45.932	1:17.102	27.571	25.905	23.626
4	9:59:02.481	1:16.549	27.077	25.964	23.518
5	10:00:19.132	1:16.651	27.327	25.874	23.450
6	10:01:35.911	1:16.779	27.718	25.656	23.405
7	10:02:51.654	1:15.743	27.033	25.523	23.187
8	10:04:08.025	1:16.371	27.030	25.961	23.380
9	10:05:23.847	1:15.822	26.886	25.643	23.293
10	10:06:39.311	1:15.464	27.053	25.330	23.081
11	10:07:54.677	1:15.366	26.917	25.388	23.061
12	10:09:09.723	1:15.046	26.836	25.254	22.956
13	10:10:24.935	1:15.212	26.584	25.226	23.402

Lap	Time of Day	Lap Tm	S1 Tm	S2 Tm	S3 Tm
(63) Christian Hechel					
1	9:55:11.168	1:23.673	30.935	27.381	25.357
2	9:56:29.933	1:18.765	28.291	26.177	24.297
3	9:57:47.927	1:17.994	27.630	26.336	24.028
4	9:59:05.258	1:17.331	27.258	26.082	23.991
5	10:00:21.896	1:16.638	27.101	25.794	23.743
6	10:01:37.732	1:15.836	26.765	25.645	23.426
7	10:02:53.736	1:16.004	26.812	25.797	23.395
8	10:04:09.728	1:15.992	26.866	25.687	23.439
9	10:05:25.558	1:15.830	26.869	25.543	23.418
10	10:06:41.589	1:16.031	27.137	25.523	23.371

Orbits

Ergebnis vorbehaltlich techn. Kontrolle





ADAC Frühjahrspokal

ADAC X 30 Junior, Rotax Junior, ADAC KF 3

Wackersdorf 1,222 Km

2. Rennen [R]

29.03.2015 10:40

Rennen (13 Runden) started at 9:53:45

Lap	Time of Day	Lap Tm	S1 Tm	S2 Tm	S3 Tm
11	10:07:57.901	1:16.312	27.275	25.694	23.343
12	10:09:13.164	1:15.263	26.518	25.374	23.371
13	10:10:29.029	1:15.865	26.581	25.710	23.574

Lap	Time of Day	Lap Tm	S1 Tm	S2 Tm	S3 Tm
2	9:56:23.584	1:16.402	27.424	26.008	22.970
3	9:57:40.405	1:16.821	27.998	25.634	23.189
4	9:59:27.860	1:47.455	26.729	25.806	54.920
5	10:00:43.781	1:15.921	26.755	25.977	23.189
6	10:01:59.121	1:15.340	26.967	25.686	22.687
7	10:03:13.357	1:14.236	26.180	25.357	22.699
8	10:04:27.941	1:14.584	26.446	25.545	22.593
9	10:05:43.385	1:15.444	25.784	25.169	24.491
10	10:06:57.709	1:14.324	26.250	25.270	22.804
11	10:08:11.653	1:13.944	25.814	25.491	22.639
12	10:09:25.840	1:14.187	26.419	25.313	22.455
13	10:10:41.082	1:15.242	26.563	25.787	22.892

(24) Niklas Lindner

1	9:55:03.528	1:17.119	28.069	25.720	23.330
2	9:56:47.414	1:43.886	26.149	24.867	52.870
3	9:58:02.377	1:14.963	26.676	25.186	23.101
4	9:59:17.793	1:15.416	26.654	25.523	23.239
5	10:00:32.592	1:14.799	26.625	25.536	22.638
6	10:01:46.509	1:13.917	25.949	25.081	22.887
7	10:03:00.949	1:14.440	26.198	24.866	23.376
8	10:04:15.506	1:14.557	26.302	25.469	22.786
9	10:05:30.908	1:15.402	26.241	25.682	23.479
10	10:06:45.980	1:15.072	26.837	25.338	22.897
11	10:08:00.593	1:14.613	25.725	25.702	23.186
12	10:09:16.559	1:15.966	26.604	25.793	23.569
13	10:10:31.386	1:14.827	25.954	25.887	22.986

(19) Luca Güthler

1	9:55:12.866	1:24.988	31.579	28.612	24.797
2	9:56:31.701	1:18.835	28.699	26.270	23.866
3	9:57:49.837	1:18.136	27.999	26.048	24.089
4	9:59:07.931	1:18.094	27.673	25.918	24.503
5	10:00:25.272	1:17.341	27.698	25.982	23.661
6	10:01:43.842	1:18.570	27.550	25.912	25.108
7	10:03:00.637	1:16.795	27.562	25.648	23.585
8	10:04:18.097	1:17.460	27.718	26.102	23.640
9	10:05:34.981	1:16.884	27.330	26.130	23.424
10	10:06:51.707	1:16.726	27.235	26.198	23.293
11	10:08:08.332	1:16.625	27.247	26.122	23.256
12	10:09:24.608	1:16.276	27.079	25.756	23.441
13	10:10:42.182	1:17.574	27.163	26.175	24.236

(29) Tim Krause

1	9:55:09.458	1:22.213	30.845	27.228	24.140
2	9:56:27.420	1:17.962	27.673	26.306	23.983
3	9:57:47.251	1:19.831	27.354	26.319	26.158
4	9:59:04.366	1:17.115	27.026	26.151	23.938
5	10:00:22.550	1:18.184	26.628	26.021	25.535
6	10:01:39.587	1:17.037	26.734	25.965	24.338
7	10:02:55.744	1:16.157	26.787	26.003	23.367
8	10:04:11.643	1:15.899	26.692	25.842	23.365
9	10:05:27.615	1:15.972	26.345	25.814	23.813
10	10:06:44.485	1:16.870	27.189	25.979	23.702
11	10:08:00.296	1:15.811	26.514	25.611	23.686
12	10:09:16.642	1:16.346	26.590	25.867	23.889
13	10:10:33.437	1:16.795	26.969	26.195	23.631

(26) Mike Münch

1	9:55:11.895	1:24.366	31.410	27.661	25.295
2	9:56:30.705	1:18.810	28.600	26.327	23.883
3	9:57:48.902	1:18.197	27.890	26.272	24.035
4	9:59:06.885	1:17.983	27.651	25.977	24.355
5	10:00:23.678	1:16.793	27.362	25.498	23.933
6	10:01:40.026	1:16.348	27.213	25.374	23.761
7	10:02:56.839	1:16.813	27.382	25.771	23.660
8	10:04:13.564	1:16.725	27.303	25.393	24.029
9	10:05:30.767	1:17.203	27.691	25.548	23.918
10	10:06:47.961	1:17.194	27.818	25.506	23.870
11	10:08:04.154	1:16.193	27.099	25.633	23.461
12	10:09:20.069	1:15.915	27.073	25.582	23.260
13	10:10:52.326	1:32.257	35.089	33.520	23.648

(3) Patrick Degenbeck

1	9:55:11.454	1:22.700	30.554	27.840	24.306
2	9:56:30.120	1:18.666	28.384	26.393	23.889
3	9:57:48.317	1:18.197	27.686	26.572	23.939
4	9:59:06.113	1:17.796	27.485	25.951	24.360
5	10:00:26.351	1:20.238	30.907	25.955	23.376
6	10:01:42.986	1:16.635	27.068	25.897	23.670
7	10:02:58.619	1:15.633	26.849	25.517	23.267
8	10:04:14.637	1:16.018	27.474	25.432	23.112
9	10:05:31.180	1:16.543	27.629	25.734	23.180
10	10:06:48.074	1:16.894	28.051	25.533	23.310
11	10:08:04.469	1:16.395	27.324	25.603	23.468
12	10:09:20.305	1:15.836	27.369	25.488	22.979
13	10:10:36.583	1:16.278	27.676	25.437	23.165

(5) Marvin Marino

1	9:55:12.409	1:24.418	31.101	28.627	24.690
2	9:56:42.806	1:30.397	30.696	34.849	24.852
3	9:58:01.079	1:18.273	27.679	26.195	24.399
4	9:59:19.141	1:18.062	27.140	26.068	24.854
5	10:00:37.084	1:17.943	27.747	26.263	23.933
6	10:01:54.958	1:17.874	28.035	25.762	24.077
7	10:03:12.399	1:17.441	27.819	25.756	23.866
8	10:04:29.791	1:17.392	27.114	26.342	23.936
9	10:05:48.204	1:18.413	28.836	25.864	23.713
10	10:07:06.325	1:18.121	27.996	26.118	24.007
11	10:08:24.784	1:18.459	28.688	25.974	23.797
12	10:09:43.800	1:19.016	27.951	26.625	24.440

(55) Paul Herbst

1	9:55:08.622	1:21.306	30.203	26.837	24.266
2	9:56:26.953	1:18.331	27.883	26.381	24.067
3	9:57:45.043	1:18.090	27.820	26.613	23.657
4	9:59:01.804	1:16.761	26.859	26.038	23.864
5	10:00:18.504	1:16.700	27.181	26.077	23.442
6	10:01:41.393	1:22.889	33.164	26.060	23.665
7	10:02:58.495	1:17.102	27.059	26.259	23.784
8	10:04:17.668	1:19.173	27.781	27.356	24.036
9	10:05:34.224	1:16.556	26.962	25.939	23.655
10	10:06:50.410	1:16.186	27.326	25.811	23.049
11	10:08:06.659	1:16.249	27.042	25.961	23.246
12	10:09:22.815	1:16.166	26.921	25.913	23.322
13	10:10:40.811	1:17.996	27.822	26.439	23.735

(111) Luka Wöbner

1	9:55:13.964	1:25.612	31.757	28.795	25.060
2	9:56:36.773	1:22.809	29.674	27.826	25.309
3	9:57:56.397	1:19.624	28.183	26.972	24.469
4	9:59:16.114	1:19.717	27.875	27.146	24.696
5	10:00:35.767	1:19.653	28.545	26.789	24.319
6	10:01:54.745	1:18.978	28.079	26.470	24.429
7	10:03:14.528	1:19.783	28.449	26.639	24.695
8	10:04:34.180	1:19.652	28.169	26.911	24.572

(23) Kim Lauxmann

1	9:55:07.182	1:20.505	29.287	27.204	24.014
---	-------------	----------	--------	--------	--------

Orbits

Ergebnis vorbehaltlich techn. Kontrolle





ADAC Frühjahrspokal

ADAC X 30 Junior, Rotax Junior, ADAC KF 3

Wackersdorf 1,222 Km

2. Rennen [R]

29.03.2015 10:40

Rennen (13 Runden) started at 9:53:45

Lap	Time of Day	Lap Tm	S1 Tm	S2 Tm	S3 Tm
9	10:05:53.570	1:19.390	28.120	27.054	24.216
10	10:07:14.177	1:20.607	28.493	26.941	25.173
11	10:08:33.350	1:19.173	27.909	27.049	24.215
12	10:09:53.971	1:20.621	28.078	27.767	24.776

(68) Rick Hartmann

Lap	Time of Day	Lap Tm	S1 Tm	S2 Tm	S3 Tm
1	9:55:10.930	1:23.791	29.504	29.186	25.101
2	9:56:33.123	1:22.193	28.031	29.584	24.578
3	9:57:50.749	1:17.626	27.685	26.111	23.830
4	9:59:08.584	1:17.835	27.778	26.057	24.000
5	10:00:29.261	1:20.677	27.932	26.690	26.055
6	10:01:46.110	1:16.349	27.034	25.927	23.888
7	10:03:06.908	1:20.796	27.548	26.180	27.070
8	10:04:46.055	1:39.147	27.321	26.000	45.826
9	10:06:03.433	1:17.378	27.181	26.165	24.032
10	10:07:22.338	1:18.905	27.573	26.100	25.232
11	10:08:40.902	1:18.564	27.417	26.894	24.253
12	10:09:58.570	1:17.668	27.170	26.083	24.415

(15) Alexander Richter

Lap	Time of Day	Lap Tm	S1 Tm	S2 Tm	S3 Tm
1	9:55:13.603	1:25.782	32.002	28.849	24.931
2	9:56:43.490	1:29.887	29.218	35.545	25.124
3	9:58:03.754	1:20.264	28.381	26.859	25.024
4	9:59:23.694	1:19.940	27.903	26.803	25.234
5	10:00:42.606	1:18.912	27.875	26.754	24.283
6	10:02:01.217	1:18.611	27.899	26.756	23.956
7	10:03:19.115	1:17.898	27.108	26.284	24.506
8	10:04:44.791	1:25.676	33.358	27.789	24.529
9	10:06:02.814	1:18.023	27.473	26.419	24.131
10	10:07:25.629	1:22.815	30.762	26.974	25.079
11	10:08:44.459	1:18.830	27.894	26.531	24.405
12	10:10:04.410	1:19.951	27.622	26.931	25.398

(31) Nico Wurster

Lap	Time of Day	Lap Tm	S1 Tm	S2 Tm	S3 Tm
1	9:55:17.487	1:28.152	32.006	29.389	26.757
2	9:56:40.818	1:23.331	29.449	28.332	25.550
3	9:58:04.564	1:23.746	29.834	27.649	26.263
4	9:59:25.614	1:21.050	28.474	27.122	25.454
5	10:00:46.318	1:20.704	28.256	27.191	25.257
6	10:02:07.496	1:21.178	28.626	27.077	25.475
7	10:03:29.730	1:22.234	28.795	27.448	25.991
8	10:04:52.327	1:22.597	28.856	27.481	26.260
9	10:06:15.300	1:22.973	29.058	28.519	25.396
10	10:07:37.141	1:21.841	29.177	27.589	25.075
11	10:08:57.891	1:20.750	28.647	27.121	24.982
12	10:10:22.336	1:24.445	31.458	27.645	25.342

(8) Patrick Geissler

Lap	Time of Day	Lap Tm	S1 Tm	S2 Tm	S3 Tm
1	9:55:08.797	1:19.165	28.866	26.344	23.955
2	9:56:25.088	1:16.291	27.182	25.478	23.631
3	9:57:41.213	1:16.125	26.864	25.551	23.710
4	9:58:56.679	1:15.466	26.261	25.773	23.432
5	10:00:11.767	1:15.088	26.514	25.397	23.177
6	10:01:28.011	1:16.244	26.866	25.838	23.540
7	10:02:42.760	1:14.749	26.081	25.188	23.480
8	10:03:58.543	1:15.783	26.179	26.327	23.277
9	10:05:16.846	1:18.303	29.626	25.397	23.280

(56) Niclas Wiedmann

Lap	Time of Day	Lap Tm	S1 Tm	S2 Tm	S3 Tm
1	9:55:29.088	1:40.648	31.906	34.693	34.049

Orbits

Ergebnis vorbehaltlich techn. Kontrolle



Gedruckt: 29.03.2015 10:12:17

Seite 3/3



ADAC Frühjahrspokal

Nach Runden sortiert

ADAC X 30 Junior, Rotax Junior, ADAC KF 3

Wackersdorf 1,222 Km

3. Rennen[R]

29.03.2015 13:40

Rennen (13 Runden) started at 13:05:13

Pos	No.	Bewerber	Name	Wohnort	Rnd.	Diff	Gesamtzeit	Beste Zeit	In R.	Bemerkung	Punkte	
1	22	KF 3	TB Motorsport	Luca Maisch	Neustetten	5		6:33.535	1:16.376	5		10
2	14	X30 Jun	RL-Competition	Valentin Wiesender	Pfaffenhofen	5	1.609	6:35.144	1:15.820	5		10
3	7	X30 Jun	RMW Motorsport	Philipp Heim	Neuenstein	5	4.372	6:37.907	1:16.713	5		9
4	55	X30 Jun	Meier Motorsport	Paul Herbst	Dresden	5	6.156	6:39.691	1:16.893	5		8
5	29	X30 Jun	Team NKS	Tim Krause	Liebstadt	5	8.728	6:42.263	1:17.294	5		7,5
6	8	X30 Jun	RL-Competition	Patrick Geissler	Starnberg	5	13.033	6:46.568	1:17.919	5		7
7	3	X30 Jun	RS Motorsport	Patrick Degenbeck	Neumarkt Sankt Veit	5	14.053	6:47.588	1:19.118	3		6,5
8	26	KF 3	Kartclub Kerpen	Mike Münch	Weilerswist	5	14.670	6:48.205	1:18.971	3		9
9	4	X30 Jun	MSC Bopfingen	Konstantin Holzke	Achstetten	5	15.654	6:49.189	1:18.904	5		6
10	68	X30 Jun	XTC Racing	Rick Hartmann	Kamenz	5	16.200	6:49.735	1:18.491	5		5,5
11	5	X30 Jun	RS-Roland Schneider	Marvin Marino	Waiblingen	5	22.521	6:56.056	1:20.926	5		5
12	111	X30 Jun		Luka Wiömer	Berlin	5	24.445	6:57.980	1:21.074	4		4,5
13	19	X30 Jun	AMC Memmingen	Luca Güthler	Lachen	5	25.743	6:59.278	1:19.160	4		4
14	6	KF 3	RL-Competition	Marius Zug	Mitterscheyern	5	31.035	7:04.570	1:15.606	5		8
15	405	X30 Jun	Binder-Racing	Alexander Tauscher	Mitterfels	5	37.517	7:11.052	1:18.726	5		3,5
16	15	X30 Jun	Team NKS	Alexander Richter	Dresden	5	38.077	7:11.612	1:24.025	5		3
17	23	KF 3	TB Motorsport	Kim Lauxmann	Altdorf	5	38.423	7:11.958	1:20.226	5		7,5
18	11	X30 Jun	RS Motorsport	Leon Schütze	Gorxheimertal	5	41.643	7:15.178	1:17.542	4		2,5
19	31	X30 Jun		Nico Wurster	Grafenberg	5	46.235	7:19.770	1:24.700	5		3
20	25	X30 Jun	ADAC Sachsen/Team NKS	Philipp Klugar	Bennewitz	5	53.492	7:27.027	1:20.522	5		1,5
21	63	X30 Jun	Werkstetter Motorsport	Christian Hechel	Engelsberg	4	1 Runde	7:23.068	1:19.446	4		1
Nicht Klassifiziert (75% = 4 Runden)												
	56	X30 Jun	RS Motorsport	Niclas Wiedmann	Horgenzell	3	2 Runden	5:01.841	1:28.437	1		0
	17	X30 Jun		Justin Häußermann		2	3 Runden	3:17.425	1:19.739	1		0
	24	KF 3	TB Motorsport	Niklas Lindner	Usingen					0		0

Orbits

Ergebnis vorbehaltlich techn. Kontrolle

Ergebnisse und Livetiming siehe www.Zeitnahmeteam.de





ADAC Frühjahrspokal

ADAC X 30 Junior, Rotax Junior, ADAC KF 3

Wackersdorf 1,222 Km

3. Rennen[R]

29.03.2015 13:40

Rennen (13 Runden) started at 13:05:13

Lap	Time of Day	Lap Tm	S1 Tm	S2 Tm	S3 Tm
(22) Luca Maisch					
1	13:06:37.005	1:20.724	29.453	27.339	23.932
2	13:07:56.015	1:19.010	27.452	26.903	24.655
3	13:09:13.656	1:17.641	27.148	26.032	24.461
4	13:10:30.735	1:17.079	27.253	26.002	23.824
5	13:11:47.111	1:16.376	26.630	25.960	23.786
(14) Valentin Wiesender					
1	13:06:35.742	1:20.292	29.741	25.940	24.611
2	13:07:52.097	1:16.355	27.447	25.682	23.226
3	13:09:12.866	1:20.769	26.532	29.371	24.866
4	13:10:32.900	1:20.034	26.807	25.599	27.628
5	13:11:48.720	1:15.820	26.733	25.617	23.470
(7) Philipp Heim					
1	13:06:35.464	1:19.871	28.663	26.514	24.694
2	13:07:54.466	1:19.002	28.158	27.204	23.640
3	13:09:16.945	1:22.479	26.561	26.817	29.101
4	13:10:34.770	1:17.825	27.261	26.389	24.175
5	13:11:51.483	1:16.713	26.886	26.117	23.710
(55) Paul Herbst					
1	13:06:41.962	1:25.324	30.919	28.857	25.548
2	13:08:00.427	1:18.465	28.266	26.210	23.989
3	13:09:18.376	1:17.949	27.538	26.279	24.132
4	13:10:36.374	1:17.998	27.826	26.367	23.805
5	13:11:53.267	1:16.893	26.953	26.173	23.767
(29) Tim Krause					
1	13:06:38.527	1:22.080	30.063	27.196	24.821
2	13:07:57.297	1:18.770	27.749	26.778	24.243
3	13:09:20.418	1:23.121	27.712	26.741	28.668
4	13:10:38.545	1:18.127	27.926	26.423	23.778
5	13:11:55.839	1:17.294	27.216	26.196	23.882
(8) Patrick Geissler					
1	13:06:44.327	1:26.991	33.494	28.355	25.142
2	13:08:04.501	1:20.174	28.640	26.556	24.978
3	13:09:23.054	1:18.553	27.723	26.560	24.270
4	13:10:42.225	1:19.171	28.497	26.369	24.305
5	13:12:00.144	1:17.919	27.508	26.284	24.127
(3) Patrick Degenbeck					
1	13:06:41.318	1:24.932	30.917	28.251	25.764
2	13:08:02.757	1:21.439	29.571	27.217	24.651
3	13:09:21.875	1:19.118	27.791	26.855	24.472
4	13:10:41.836	1:19.961	28.738	26.820	24.403
5	13:12:01.164	1:19.328	28.531	26.490	24.307
(26) Mike Münch					
1	13:06:42.160	1:25.487	31.188	27.982	26.317
2	13:08:03.656	1:21.496	29.019	27.261	25.216
3	13:09:22.627	1:18.971	27.784	26.248	24.939
4	13:10:42.790	1:20.163	29.556	26.219	24.388
5	13:12:01.781	1:18.991	28.093	26.297	24.601
(4) Konstantin Holzke					
1	13:06:43.338	1:25.809	32.315	27.809	25.685
2	13:08:04.285	1:20.947	29.084	26.604	25.259
3	13:09:23.981	1:19.696	28.821	26.294	24.581
4	13:10:43.861	1:19.880	29.267	26.329	24.284
5	13:12:02.765	1:18.904	28.343	26.103	24.458
(68) Rick Hartmann					
1	13:06:44.616	1:27.311	33.101	28.273	25.937

Lap	Time of Day	Lap Tm	S1 Tm	S2 Tm	S3 Tm
2	13:08:06.455	1:21.839	29.221	27.104	25.514
3	13:09:25.386	1:18.931	28.000	26.653	24.278
4	13:10:44.820	1:19.434	28.256	26.570	24.608
5	13:12:03.311	1:18.491	28.006	26.377	24.108
(5) Marvin Marino					
1	13:06:43.598	1:26.539	32.089	27.686	26.764
2	13:08:05.677	1:22.079	29.497	27.499	25.063
3	13:09:27.206	1:21.529	28.187	27.822	25.520
4	13:10:48.706	1:21.500	29.082	27.236	25.182
5	13:12:09.632	1:20.926	29.105	26.905	24.916
(111) Luka Wöbmer					
1	13:06:43.918	1:26.999	33.179	28.158	25.662
2	13:08:07.202	1:23.284	30.473	27.320	25.491
3	13:09:28.565	1:21.363	29.341	27.202	24.820
4	13:10:49.639	1:21.074	29.149	27.216	24.709
5	13:12:11.556	1:21.917	29.065	27.406	25.446
(19) Luca Güthler					
1	13:06:42.841	1:25.981	31.527	28.077	26.377
2	13:08:14.286	1:31.445	38.466	27.302	25.677
3	13:09:34.170	1:19.884	27.904	27.118	24.862
4	13:10:53.330	1:19.160	28.259	26.638	24.263
5	13:12:12.854	1:19.524	28.218	26.737	24.569
(6) Marius Zug					
1	13:06:39.786	1:24.821	26.263	25.081	33.477
2	13:07:57.958	1:18.172	26.885	26.657	24.630
3	13:09:14.259	1:16.301	27.283	25.790	23.228
4	13:11:02.540	1:48.281	59.539	25.689	23.053
5	13:12:18.146	1:15.606	26.957	25.334	23.315
(405) Alexander Tauscher					
1	13:06:47.958	1:32.101	29.422	38.156	24.523
2	13:08:08.529	1:20.571	28.963	27.671	23.937
3	13:09:42.739	1:34.210	30.344	38.321	25.545
4	13:11:05.902	1:23.163	27.623	26.238	29.302
5	13:12:24.628	1:18.726	27.650	26.775	24.301
(15) Alexander Richter					
1	13:06:45.637	1:28.572	33.582	29.113	25.877
2	13:08:11.008	1:25.371	30.756	28.593	26.022
3	13:09:36.365	1:25.357	30.497	28.352	26.508
4	13:11:01.163	1:24.798	30.619	27.851	26.328
5	13:12:25.188	1:24.025	29.709	28.417	25.899
(23) Kim Lauxmann					
1	13:06:45.521	1:29.006	30.167	34.138	24.701
2	13:08:16.684	1:31.163	31.102	35.040	25.021
3	13:09:43.901	1:27.217	28.168	33.058	25.991
4	13:11:05.308	1:21.407	29.002	26.869	25.536
5	13:12:25.534	1:20.226	29.037	26.632	24.557
(11) Leon Schütze					
1	13:06:36.335	1:20.479	29.688	26.661	24.130
2	13:07:55.315	1:18.980	27.600	27.140	24.240
3	13:09:53.293	1:57.978	26.709	26.168	1:05.101
4	13:11:10.835	1:17.542	27.123	26.222	24.197
5	13:12:28.754	1:17.919	27.604	26.238	24.077
(31) Nico Wurster					
1	13:06:48.097	1:30.200	33.953	29.641	26.606
2	13:08:16.222	1:28.125	30.647	29.093	28.385
3	13:09:42.992	1:26.770	30.164	28.416	28.190
4	13:11:08.646	1:25.654	29.718	29.068	26.868

Orbits

Ergebnis vorbehaltlich techn. Kontrolle





ADAC Frühjahrspokal


ADAC X 30 Junior, Rotax Junior, ADAC KF 3

Wackersdorf 1,222 Km

3. Rennen[R]

29.03.2015 13:40

Rennen (13 Runden) started at 13:05:13



Lap	Time of Day	Lap Tm	S1 Tm	S2 Tm	S3 Tm	Lap	Time of Day	Lap Tm	S1 Tm	S2 Tm	S3 Tm
5	13:12:33.346	1:24.700	29.515	28.585	26.600						
(25) Philipp Klugar											
1	13:06:40.610	1:24.553	30.583	28.384	25.586						
2	13:08:34.070	1:53.460	27.709	59.441	26.310						
3	13:09:58.775	1:24.705	29.002	29.387	26.316						
4	13:11:20.081	1:21.306	29.217	27.006	25.083						
5	13:12:40.603	1:20.522	28.607	26.931	24.984						
(63) Christian Hechel											
1	13:08:35.119	1:22.338	29.775	27.412	25.151						
2	13:09:57.689	1:22.570	29.148	27.491	25.931						
3	13:11:17.198	1:19.509	27.876	26.622	25.011						
4	13:12:36.644	1:19.446	28.299	27.024	24.123						
(56) Nicias Wiedmann											
1	13:06:46.373	1:28.437	33.298	29.361	25.778						
2	13:08:46.313	1:59.940	31.521	30.374	29.219						
3	13:10:15.417	1:29.104	32.105	29.375	27.624						
(17) Justin Häußermann											
1	13:06:35.036	1:19.739	28.328	26.570	24.841						
2	13:08:31.001	1:55.965	28.403	27.559	1:00.003						






ADAC Frühjahrspokal

ADAC X 30 Junior, Rotax Junior, ADAC KF 3

Wackersdorf 1,222 Km

Tageswertung



Pos.	St.Nr.	Bewerber	Name	Wohnort	Model/Engine	R1.	R2.	R3.	Total
KF 3									
1	6	RL-Competition	Marius Zug	Mitterscheyern	CRG/IAME	20	20	8	48
2	23	TB Motorsport	Kim Lauxmann	Altdorf	Zanardi/	16	15	7,5	38,5
3	26	Kartclub Kerpen	Mike Münch	Weilerswist	FA Kart/Vortex	15	14	9	38
4	24	TB Motorsport	Niklas Lindner	Weilerswist	FA Kart/Vortex	18	16	0	34
5	22	TB Motorsport	Luca Maisch	Neustetten	Zanardi/TM	0	18	10	28
X30 Jun									
1	14	RL-Competition	Valentin Wiesender	Pfaffenhofen	CRG/IAME	15	20	10	45
2	7	RMW Motorsport	Philipp Heim	Neuenstein	Tony/IAME	16	16	9	41
3	17		Justin Häußermann		/IAME	20	18	0	38
4	405	Binder-Racing	Alexander Tauscher	Mitterfels	BRM/IAME	14	15	3,5	32,5
5	11	RS Motorsport	Leon Schütze	Gorxheimertal	Mad/IAME	13	14	2,5	29,5
6	29	Team NKS	Tim Krause	Liebstadt	DR/IAME	10	11	7,5	28,5
7	55	Meier Motorsport	Paul Herbst	Dresden	Paroline/IAME	11	9	8	28
8	4	MSC Bopfingen	Konstantin Holzke	Achstetten	Zanardi/IAME	18	0	6	24
9	68	XTC Racing	Rick Hartmann	Kamenz	CRG/IAME	12	5	5,5	22,5
10	63	Werkstetter Motorsport	Christian Hechel	Engelsberg	Praga/IAME	9	12	1	22
11	19	AMC Memmingen	Luca Güthler	Lachen	TopKart/IAME	8	8	4	20
12	3	RS Motorsport	Patrick Degenbeck	Neumarkt Sankt Veit	Mad/IAME	3	10	6,5	19,5
13	25	ADAC Sachsen/Team NKS	Philipp Klugar	Bennewitz	DR/IAME	4	13	1,5	18,5
14	5	RS-Roland Schneider	Marvin Marino	Waiblingen	ART/IAME	6	7	5	18
15	15	Team NKS	Alexander Richter	Dresden	DR/IAME	7	4	3	14
16	111		Luka Wlömer	Berlin	/IAME	2	6	4,5	12,5
17	8	RL-Competition	Patrick Geissler	Starnberg	CRG/IAME	0	0	7	7
18	31		Nico Würster	Grafenberg	ART/IAME	1	3	3	7
19	56	RS Motorsport	Niclas Wiedmann	Horgenzell	Mad/IAME	5	0	0	5

Orbits

Ergebnis vorbehaltlich techn. Kontrolle

Ergebnisse und Livetiming siehe www.Zeitnahmeteam.de

