

# WAKC Kerpen

World Formula + RK1

Erftlandring 1,070 Km

Freies Training

29.03.2015 08:45

Training (10:00 Zeit) gestartet um 8:49:53

| Pos. | Nr. | Name                 | Nat-Wohnort        | Fabrikat             | Bewerber/Sponsor                          | Rnd. | Beste Zeit | Diff.  | In Rd. | km/h   |
|------|-----|----------------------|--------------------|----------------------|-------------------------------------------|------|------------|--------|--------|--------|
| 1    | 5   | Simon Voghofer       | GER-Hagen          | LH/Briggs & Stratto  | Beule Kart Racing Team                    | 10   | 1:01.328   |        | 9      | 62,810 |
| 2    | 15  | Jannik Bock          | GER-Wolfhagen      | PCR/Briggs & Strat   | MSC Wolfhagen                             | 8    | 1:02.189   | 0.861  | 7      | 61,940 |
| 3    | 2   | Vivien Michelle Reit | GER-Waltröp        | Lewis Hamilton/Brig  | Beule Kart Racing Team / MSC Herten       | 9    | 1:02.347   | 1.019  | 5      | 61,783 |
| 4    | 17  | Marcel Schminke      | GER-Bad Wildungen  | PCR/Briggs & Strat   | MSC Wolfhagen / ADAC Hessen-Thüringer     | 9    | 1:02.369   | 1.041  | 9      | 61,761 |
| 5    | 19  | Jonas Wollscheid     | GER-Castrop-Rauxel | PCR/Briggs & Strat   | MSC Bergstadt / Beule Kart                | 9    | 1:02.595   | 1.267  | 7      | 61,538 |
| 6    | 27  | Philipp Britz        | GER-Saarbrücken    | Swiss Corse/Briggs   | VdM Bischmisheim / PJM Motorsport         | 3    | 1:02.809   | 1.481  | 3      | 61,329 |
| 7    | 10  | Phillip Heine        | GER-Bad Arolsen    | PCR/Briggs & Strat   | MSC Wolfhagen                             | 9    | 1:03.515   | 2.187  | 7      | 60,647 |
| 8    | 121 | Dominik Hamm         | GER-Büttelborn     | Intrepid/RK1         | HAC Simmern / Wilk Sport / ADAC Mittelrt  | 9    | 1:05.288   | 3.960  | 9      | 59,000 |
| 9    | 21  | Stefan Krenz         | GER-Mülheim        | PCR/Briggs & Strat   | MSC Mülheim e.V.                          | 8    | 1:05.526   | 4.198  | 8      | 58,786 |
| 10   | 6   | Elias Sauerbier      | GER-Geismar        | LH/Briggs & Stratto  | ADAC Hessen-Thüringen /Alljo-Hima-Kart-   | 8    | 1:05.971   | 4.643  | 8      | 58,389 |
| 11   | 7   | Justin Krasniqi      | GER-Neuenrade      | /Briggs & Stratton   | Beule Kart Racing Team / IBG Goeke-Tech   | 8    | 1:06.095   | 4.767  | 8      | 58,280 |
| 12   | 124 | Christian Wachter    | GER-Kaiserslautern | Intrepid/RK 1        | Rennsport Wachter / Dolmetscher- und Ul   | 8    | 1:06.326   | 4.998  | 8      | 58,077 |
| 13   | 25  | Thomas Pristl        | GER-Espenau        | Swiss Hutless/Brigg  | Preuss Motorsport / Luxury Selected Vehic | 8    | 1:06.335   | 5.007  | 7      | 58,069 |
| 14   | 26  | Niklas Schneider     | GER-Koblenz        | PCR/Briggs & Strat   |                                           | 5    | 1:06.419   | 5.091  | 4      | 57,995 |
| 15   | 24  | Max Bolzenius        | GER-Meschede       | Birel/Briggs & Strat | MSC Oeventrop                             | 8    | 1:06.748   | 5.420  | 6      | 57,710 |
| 16   | 123 | Tim Valentin         | GER-Eppingen       | Mach 1/RK 1          | AC Bretten / Wilk Sport                   | 7    | 1:06.779   | 5.451  | 7      | 57,683 |
| 17   | 75  | Tim Schürmann        | GER-Meinerzhagen   | Interpid/Briggs & S  | AJT Halver / GCS / Mein Designer          | 7    | 1:06.894   | 5.566  | 6      | 57,584 |
| 18   | 77  | Moritz Winkler       | GER-Bochum         | Mach 1/Briggs & St   | MSC Blau Gelb Essen / Thermo Racing Tei   | 8    | 1:06.998   | 5.670  | 8      | 57,494 |
| 19   | 11  | Louis Rüße           | GER-Wadersloh      | Haase-Corsa/Briggs   | AC Oelde                                  | 8    | 1:07.122   | 5.794  | 7      | 57,388 |
| 20   | 54  | Ben Schimke          | GER-Ober-Ramstadt  | Kosmic/Briggs & St   | Alljo Hima Kart Team                      | 8    | 1:07.642   | 6.314  | 7      | 56,947 |
| 21   | 23  | Louis Klinkhammer    | GER-Krombach       | PCR/Briggs & Strat   | MSC Mülheim e.V.                          | 7    | 1:07.702   | 6.374  | 6      | 56,896 |
| 22   | 3   | Tom Kölsch           | GER-Wilnsdorf      | LH/Briggs & Stratto  | Beule Kart Racing Team / AMC Burbach      | 7    | 1:07.855   | 6.527  | 7      | 56,768 |
| 23   | 28  | Tim Kiendl           | GER-Bitburg        | Birel/Briggs & Strat | EMSC Bitburg                              | 6    | 1:08.968   | 7.640  | 6      | 55,852 |
| 24   | 4   | Nico Noel Manka      | GER-Unna           | Lewis Hamilton/Brig  | Beule Kart Racing Team / MSC Bork         | 8    | 1:10.065   | 8.737  | 6      | 54,978 |
| 25   | 13  | Maximilian Rissler   | GER-Duisburg       | Zanardi/Briggs & St  | Thermo Racing Team                        | 8    | 1:10.781   | 9.453  | 7      | 54,421 |
| 26   | 122 | Emely Schmidt        | GER-Neukirchen     | MS Kart/RK 1         | MSC Homberg / ADAC Hessen-Thüringen       | 3    | 1:12.678   | 11.350 | 3      | 53,001 |
| 27   | 16  | Michel Boensmann     | GER-Wuppertal      | Haase-Corsa/Briggs   | Thermo Racing Team                        | 5    | 1:16.608   | 15.280 | 3      | 50,282 |
| 28   | 56  | Marc Dörr            | GER-Eisenberg      | Mach1/Briggs&Stra    | EBS Kartsport                             | 5    | 1:17.375   | 16.047 | 5      | 49,784 |
| 29   | 18  | Pascal Wlodarczyk    | GER-Wolkenried     | CRG/Briggs & Strat   | Alljo Hima Kart Team                      | 1    | 1:20.267   | 18.939 | 1      | 47,990 |
| 30   | 12  | Nick Rommershausen   | GER-Montabaur      | CRG/Briggs & Strat   | AMC Arzbach                               | 1    | 1:24.001   | 22.673 | 1      | 45,857 |
| 31   | 8   | Max Rosam            | GER-Taunusstein    | PCR/Briggs & Strat   |                                           |      |            |        | 0      | -      |

Reg-Nr.: K03/2015

Orbits

Zeitnahme Monika Riehmers:

Rennleiter Dominik Rösch:

Schiedsrichter Thomas Ferrero:

Gedruckt: 29.03.2015 09:01:07 Aushang:

h

# WAKC Kerpen

World Formula + RK1

Erftlandring 1,070 Km

Freies Training

29.03.2015 08:45

Training (10:00 Zeit) gestartet um 8:49:53

| Pos.                 | Nr. | Name                 | Nat-Wohnort        | Fabrikat             | Bewerber/Sponsor                          | Rnd. | Beste Zeit | Diff.  | In Rd. | km/h   |
|----------------------|-----|----------------------|--------------------|----------------------|-------------------------------------------|------|------------|--------|--------|--------|
| <b>RK1</b>           |     |                      |                    |                      |                                           |      |            |        |        |        |
| 1                    | 121 | Dominik Hamm         | GER-Büttelborn     | Intrepid/RK1         | HAC Simmern / Wilk Sport / ADAC Mittelrt  | 9    | 1:05.288   |        | 9      | 59,000 |
| 2                    | 124 | Christian Wachter    | GER-Kaiserslautern | Intrepid/RK 1        | Rennsport Wachter / Dolmetscher- und Ül   | 8    | 1:06.326   | 1.038  | 8      | 58,077 |
| 3                    | 123 | Tim Valentin         | GER-Eppingen       | Mach 1/RK 1          | AC Bretten / Wilk Sport                   | 7    | 1:06.779   | 1.491  | 7      | 57,683 |
| 4                    | 122 | Emely Schmidt        | GER-Neukirchen     | MS Kart/RK 1         | MSC Homberg / ADAC Hessen-Thüringen       | 3    | 1:12.678   | 7.390  | 3      | 53,001 |
| <b>World Formula</b> |     |                      |                    |                      |                                           |      |            |        |        |        |
| 1                    | 5   | Simon Voghofer       | GER-Hagen          | LH/Briggs & Stratto  | Beule Kart Racing Team                    | 10   | 1:01.328   |        | 9      | 62,810 |
| 2                    | 15  | Jannik Bock          | GER-Wolfhagen      | PCR/Briggs & Strat   | MSC Wolfhagen                             | 8    | 1:02.189   | 0.861  | 7      | 61,940 |
| 3                    | 2   | Vivien Michelle Reit | GER-Waltrop        | Lewis Hamilton/Brig  | Beule Kart Racing Team / MSC Herten       | 9    | 1:02.347   | 1.019  | 5      | 61,783 |
| 4                    | 17  | Marcel Schminke      | GER-Bad Wildungen  | PCR/Briggs & Strat   | MSC Wolfhagen / ADAC Hessen-Thüringer     | 9    | 1:02.369   | 1.041  | 9      | 61,761 |
| 5                    | 19  | Jonas Wollscheid     | GER-Castrop-Rauxel | PCR/Briggs & Strat   | MSC Bergstadt / Beule Kart                | 9    | 1:02.595   | 1.267  | 7      | 61,538 |
| 6                    | 27  | Philipp Britz        | GER-Saarbrücken    | Swiss Corse/Briggs   | VdM Bischmisheim / PJM Motorsport         | 3    | 1:02.809   | 1.481  | 3      | 61,329 |
| 7                    | 10  | Philip Heine         | GER-Bad Arolsen    | PCR/Briggs & Strat   | MSC Wolfhagen                             | 9    | 1:03.515   | 2.187  | 7      | 60,647 |
| 8                    | 21  | Stefan Krenz         | GER-Mülheim        | PCR/Briggs & Strat   | MSC Mülheim e.V.                          | 8    | 1:05.526   | 4.198  | 8      | 58,786 |
| 9                    | 6   | Elias Sauerbier      | GER-Geismar        | LH/Briggs & Stratto  | ADAC Hessen-Thüringen /Alljo-Hima-Kart    | 8    | 1:05.971   | 4.643  | 8      | 58,389 |
| 10                   | 7   | Justin Krasniqi      | GER-Neuenrade      | /Briggs & Stratton   | Beule Kart Racing Team / IBG Goeke-Tech   | 8    | 1:06.095   | 4.767  | 8      | 58,280 |
| 11                   | 25  | Thomas Pristl        | GER-Espenau        | Swiss Hutless/Brigg  | Preuss Motorsport / Luxury Selected Vehic | 8    | 1:06.335   | 5.007  | 7      | 58,069 |
| 12                   | 26  | Niklas Schneider     | GER-Koblenz        | PCR/Briggs & Strat   |                                           | 5    | 1:06.419   | 5.091  | 4      | 57,995 |
| 13                   | 24  | Max Bolzenius        | GER-Meschede       | Birel/Briggs & Strat | MSC Oeventrop                             | 8    | 1:06.748   | 5.420  | 6      | 57,710 |
| 14                   | 75  | Tim Schürmann        | GER-Meinerzhagen   | Interpid/Briggs & S  | AJT Halver / GCS / Mein Designer          | 7    | 1:06.894   | 5.566  | 6      | 57,584 |
| 15                   | 77  | Moritz Winkler       | GER-Bochum         | Mach 1/Briggs & St   | MSC Blau Gelb Essen / Thermo Racing Te    | 8    | 1:06.998   | 5.670  | 8      | 57,494 |
| 16                   | 11  | Louis Rüße           | GER-Wadersloh      | Haase-Corsa/Briggs   | AC Oelde                                  | 8    | 1:07.122   | 5.794  | 7      | 57,388 |
| 17                   | 54  | Ben Schimke          | GER-Ober-Ramstadt  | Kosmic/Briggs & St   | Alljo Hima Kart Team                      | 8    | 1:07.642   | 6.314  | 7      | 56,947 |
| 18                   | 23  | Louis Klinkhammer    | GER-Krombach       | PCR/Briggs & Strat   | MSC Mülheim e.V.                          | 7    | 1:07.702   | 6.374  | 6      | 56,896 |
| 19                   | 3   | Tom Kölsch           | GER-Wilnsdorf      | LH/Briggs & Stratto  | Beule Kart Racing Team / AMC Burbach      | 7    | 1:07.855   | 6.527  | 7      | 56,768 |
| 20                   | 28  | Tim Kiendl           | GER-Bitburg        | Birel/Briggs & Strat | EMSC Bitburg                              | 6    | 1:08.968   | 7.640  | 6      | 55,852 |
| 21                   | 4   | Nico Noel Manka      | GER-Unna           | Lewis Hamilton/Brig  | Beule Kart Racing Team / MSC Bork         | 8    | 1:10.065   | 8.737  | 6      | 54,978 |
| 22                   | 13  | Maximilian Rissler   | GER-Duisburg       | Zanardi/Briggs & St  | Thermo Racing Team                        | 8    | 1:10.781   | 9.453  | 7      | 54,421 |
| 23                   | 16  | Michel Boensmann     | GER-Wuppertal      | Haase-Corsa/Briggs   | Thermo Racing Team                        | 5    | 1:16.608   | 15.280 | 3      | 50,282 |
| 24                   | 56  | Marc Dörr            | GER-Eisenberg      | Mach1/Briggs&Stra    | EBS Kartsport                             | 5    | 1:17.375   | 16.047 | 5      | 49,784 |
| 25                   | 18  | Pascal Wlodarczyk    | GER-Wolkenried     | CRG/Briggs & Strat   | Alljo Hima Kart Team                      | 1    | 1:20.267   | 18.939 | 1      | 47,990 |
| 26                   | 12  | Nick Rommershausen   | GER-Montabaur      | CRG/Briggs & Strat   | AMC Arzbach                               | 1    | 1:24.001   | 22.673 | 1      | 45,857 |
| 27                   | 8   | Max Rosam            | GER-Taunusstein    | PCR/Briggs & Strat   |                                           |      |            |        | 0      | -      |

Reg-Nr.: K03/2015

Orbits

Zeitnahme Monika Riehmers:

Rennleiter Dominik Rösch:

Schiedsrichter Thomas Ferrero:

Gedruckt: 29.03.2015 09:01:37 Aushang:

h

## WAKC Kerpen

World Formula + RK1

Erftlandring 1,070 Km

Freies Training

29.03.2015 08:45

Training (10:00 Zeit) gestartet um 8:49:53

| Runde                     | Rundenzeit | Diff.  | Tageszeit   |
|---------------------------|------------|--------|-------------|
| <b>(5) Simon Voghofer</b> |            |        |             |
| 1                         | 1:05.974   | +4.646 | 8:51:16.148 |
| 2                         | 1:02.710   | +1.382 | 8:52:18.858 |
| 3                         | 1:04.292   | +2.964 | 8:53:23.150 |
| 4                         | 1:03.762   | +2.434 | 8:54:26.912 |
| 5                         | 1:02.630   | +1.302 | 8:55:29.542 |
| 6                         | 1:04.910   | +3.582 | 8:56:34.452 |
| 7                         | 1:03.246   | +1.918 | 8:57:37.698 |
| 8                         | 1:02.044   | +0.716 | 8:58:39.742 |
| 9                         | 1:01.328   |        | 8:59:41.070 |
| 10                        | 1:03.392   | +2.064 | 9:00:44.462 |

| Runde                   | Rundenzeit | Diff.  | Tageszeit   |
|-------------------------|------------|--------|-------------|
| <b>(15) Jannik Bock</b> |            |        |             |
| 1                       | 1:10.964   | +8.775 | 8:51:26.129 |
| 2                       | 1:06.760   | +4.571 | 8:52:32.889 |
| 3                       | 1:07.544   | +5.355 | 8:53:40.433 |
| 4                       | 1:02.985   | +0.796 | 8:54:43.418 |
| 5                       | 1:04.315   | +2.126 | 8:55:47.733 |
| 6                       | 1:05.654   | +3.465 | 8:56:53.387 |
| 7                       | 1:02.189   |        | 8:57:55.576 |
| 8                       | 1:06.421   | +4.232 | 8:59:01.997 |

| Runde                           | Rundenzeit | Diff.  | Tageszeit   |
|---------------------------------|------------|--------|-------------|
| <b>(2) Vivien Michelle Reit</b> |            |        |             |
| 1                               | 1:07.879   | +5.532 | 8:51:22.544 |
| 2                               | 1:03.333   | +0.986 | 8:52:25.877 |
| 3                               | 1:03.265   | +0.918 | 8:53:29.142 |
| 4                               | 1:04.127   | +1.780 | 8:54:33.269 |
| 5                               | 1:02.347   |        | 8:55:35.616 |
| 6                               | 1:06.517   | +4.170 | 8:56:42.133 |
| 7                               | 1:03.916   | +1.569 | 8:57:46.049 |
| 8                               | 1:02.745   | +0.398 | 8:58:48.794 |
| 9                               | 1:04.929   | +2.582 | 8:59:53.723 |

| Runde                       | Rundenzeit | Diff.   | Tageszeit   |
|-----------------------------|------------|---------|-------------|
| <b>(17) Marcel Schminke</b> |            |         |             |
| 1                           | 1:08.916   | +6.547  | 8:51:22.071 |
| 2                           | 1:12.432   | +10.063 | 8:52:34.503 |
| 3                           | 1:04.216   | +1.847  | 8:53:38.719 |
| 4                           | 1:03.740   | +1.371  | 8:54:42.459 |
| 5                           | 1:04.379   | +2.010  | 8:55:46.838 |
| 6                           | 1:02.583   | +0.214  | 8:56:49.421 |
| 7                           | 1:02.958   | +0.589  | 8:57:52.379 |
| 8                           | 1:04.460   | +2.091  | 8:58:56.839 |
| 9                           | 1:02.369   |         | 8:59:59.208 |

| Runde                        | Rundenzeit | Diff.  | Tageszeit   |
|------------------------------|------------|--------|-------------|
| <b>(19) Jonas Wollscheid</b> |            |        |             |
| 1                            | 1:10.236   | +7.641 | 8:51:26.451 |
| 2                            | 1:05.869   | +3.274 | 8:52:32.320 |
| 3                            | 1:08.569   | +5.974 | 8:53:40.889 |
| 4                            | 1:02.721   | +0.126 | 8:54:43.610 |
| 5                            | 1:04.622   | +2.027 | 8:55:48.232 |
| 6                            | 1:05.471   | +2.876 | 8:56:53.703 |
| 7                            | 1:02.595   |        | 8:57:56.298 |
| 8                            | 1:05.327   | +2.732 | 8:59:01.625 |
| 9                            | 1:05.350   | +2.755 | 9:00:06.975 |

| Runde                     | Rundenzeit | Diff.  | Tageszeit   |
|---------------------------|------------|--------|-------------|
| <b>(27) Philipp Britz</b> |            |        |             |
| 1                         | 1:06.669   | +3.860 | 8:51:17.457 |
| 2                         | 1:03.666   | +0.857 | 8:52:21.123 |
| 3                         | 1:02.809   |        | 8:53:23.932 |

| Runde                    | Rundenzeit | Diff.  | Tageszeit   |
|--------------------------|------------|--------|-------------|
| <b>(10) Philip Heine</b> |            |        |             |
| 1                        | 1:11.093   | +7.578 | 8:51:25.166 |
| 2                        | 1:06.786   | +3.271 | 8:52:31.952 |
| 3                        | 1:04.693   | +1.178 | 8:53:36.645 |
| 4                        | 1:04.957   | +1.442 | 8:54:41.602 |

| Runde | Rundenzeit | Diff.   | Tageszeit   |
|-------|------------|---------|-------------|
| 5     | 1:05.474   | +1.959  | 8:55:47.076 |
| 6     | 1:05.419   | +1.904  | 8:56:52.495 |
| 7     | 1:03.515   |         | 8:57:56.010 |
| 8     | 1:15.235   | +11.720 | 8:59:11.245 |
| 9     | 1:06.634   | +3.119  | 9:00:17.879 |

| Runde                     | Rundenzeit | Diff.   | Tageszeit   |
|---------------------------|------------|---------|-------------|
| <b>(121) Dominik Hamm</b> |            |         |             |
| 1                         | 1:19.254   | +13.966 | 8:51:39.507 |
| 2                         | 1:17.160   | +11.872 | 8:52:56.667 |
| 3                         | 1:09.410   | +4.122  | 8:54:06.077 |
| 4                         | 1:07.885   | +2.597  | 8:55:13.962 |
| 5                         | 1:06.373   | +1.085  | 8:56:20.335 |
| 6                         | 1:06.267   | +0.979  | 8:57:26.602 |
| 7                         | 1:05.409   | +0.121  | 8:58:32.011 |
| 8                         | 1:06.207   | +0.919  | 8:59:38.218 |
| 9                         | 1:05.288   |         | 9:00:43.506 |

| Runde                    | Rundenzeit | Diff.   | Tageszeit   |
|--------------------------|------------|---------|-------------|
| <b>(21) Stefan Krenz</b> |            |         |             |
| 1                        | 1:24.126   | +18.600 | 8:51:42.612 |
| 2                        | 1:15.961   | +10.435 | 8:52:58.573 |
| 3                        | 1:12.749   | +7.223  | 8:54:11.322 |
| 4                        | 1:09.546   | +4.020  | 8:55:20.868 |
| 5                        | 1:09.125   | +3.599  | 8:56:29.993 |
| 6                        | 1:07.543   | +2.017  | 8:57:37.536 |
| 7                        | 1:06.736   | +1.210  | 8:58:44.272 |
| 8                        | 1:05.526   |         | 8:59:49.798 |

| Runde                      | Rundenzeit | Diff.   | Tageszeit   |
|----------------------------|------------|---------|-------------|
| <b>(6) Elias Sauerbier</b> |            |         |             |
| 1                          | 1:18.337   | +12.366 | 8:51:28.965 |
| 2                          | 1:12.858   | +6.887  | 8:52:41.823 |
| 3                          | 1:09.161   | +3.190  | 8:53:50.984 |
| 4                          | 1:09.892   | +3.921  | 8:55:00.876 |
| 5                          | 1:07.579   | +1.608  | 8:56:08.455 |
| 6                          | 1:06.614   | +0.643  | 8:57:15.069 |
| 7                          | 1:06.994   | +1.023  | 8:58:22.063 |
| 8                          | 1:05.971   |         | 8:59:28.034 |

| Runde                      | Rundenzeit | Diff.   | Tageszeit   |
|----------------------------|------------|---------|-------------|
| <b>(7) Justin Krasniqi</b> |            |         |             |
| 1                          | 1:19.742   | +13.647 | 8:51:31.161 |
| 2                          | 1:12.162   | +6.067  | 8:52:43.323 |
| 3                          | 1:08.490   | +2.395  | 8:53:51.813 |
| 4                          | 1:08.474   | +2.379  | 8:55:00.287 |
| 5                          | 1:07.485   | +1.390  | 8:56:07.772 |
| 6                          | 1:06.844   | +0.749  | 8:57:14.616 |
| 7                          | 1:06.985   | +0.890  | 8:58:21.601 |
| 8                          | 1:06.095   |         | 8:59:27.696 |

| Runde                          | Rundenzeit | Diff.   | Tageszeit   |
|--------------------------------|------------|---------|-------------|
| <b>(124) Christian Wachter</b> |            |         |             |
| 1                              | 1:21.212   | +14.886 | 8:51:48.686 |
| 2                              | 1:13.467   | +7.141  | 8:53:02.153 |
| 3                              | 1:11.957   | +5.631  | 8:54:14.110 |
| 4                              | 1:09.747   | +3.421  | 8:55:23.857 |
| 5                              | 1:08.752   | +2.426  | 8:56:32.609 |
| 6                              | 1:07.450   | +1.124  | 8:57:40.059 |
| 7                              | 1:06.711   | +0.385  | 8:58:46.770 |
| 8                              | 1:06.326   |         | 8:59:53.096 |

| Runde                     | Rundenzeit | Diff.   | Tageszeit   |
|---------------------------|------------|---------|-------------|
| <b>(25) Thomas Pristi</b> |            |         |             |
| 1                         | 1:20.231   | +13.896 | 8:51:44.620 |
| 2                         | 1:16.073   | +9.738  | 8:53:00.693 |
| 3                         | 1:11.366   | +5.031  | 8:54:12.059 |
| 4                         | 1:08.626   | +2.291  | 8:55:20.685 |
| 5                         | 1:08.050   | +1.715  | 8:56:28.735 |
| 6                         | 1:06.837   | +0.502  | 8:57:35.572 |
| 7                         | 1:06.335   |         | 8:58:41.907 |
| 8                         | 1:16.953   | +10.618 | 8:59:58.860 |

| Runde                        | Rundenzeit | Diff.     | Tageszeit   |
|------------------------------|------------|-----------|-------------|
| <b>(26) Niklas Schneider</b> |            |           |             |
| 1                            | 1:21.504   | +15.085   | 8:51:44.462 |
| 2                            | 3:09.009   | +2:02.590 | 8:54:53.471 |
| 3                            | 1:12.624   | +6.205    | 8:56:06.095 |
| 4                            | 1:06.419   |           | 8:57:12.514 |
| 5                            | 3:32.026   | +2:25.607 | 9:00:44.540 |

| Runde                     | Rundenzeit | Diff.   | Tageszeit   |
|---------------------------|------------|---------|-------------|
| <b>(24) Max Bolzenius</b> |            |         |             |
| 1                         | 1:36.316   | +29.568 | 8:52:02.755 |
| 2                         | 1:20.157   | +13.409 | 8:53:22.912 |
| 3                         | 1:18.015   | +11.267 | 8:54:40.927 |
| 4                         | 1:12.118   | +5.370  | 8:55:53.045 |
| 5                         | 1:07.737   | +0.989  | 8:57:00.782 |
| 6                         | 1:06.748   |         | 8:58:07.530 |
| 7                         | 1:07.803   | +1.055  | 8:59:15.333 |
| 8                         | 1:08.398   | +1.650  | 9:00:23.731 |

| Runde                     | Rundenzeit | Diff.   | Tageszeit   |
|---------------------------|------------|---------|-------------|
| <b>(123) Tim Valentin</b> |            |         |             |
| 1                         | 1:21.042   | +14.263 | 8:51:38.665 |
| 2                         | 1:14.679   | +7.900  | 8:52:53.344 |
| 3                         | 1:11.172   | +4.393  | 8:54:04.516 |
| 4                         | 1:10.355   | +3.576  | 8:55:14.871 |
| 5                         | 1:10.223   | +3.444  | 8:56:25.094 |
| 6                         | 1:09.568   | +2.789  | 8:57:34.662 |
| 7                         | 1:06.779   |         | 8:58:41.441 |

| Runde                     | Rundenzeit | Diff.   | Tageszeit   |
|---------------------------|------------|---------|-------------|
| <b>(75) Tim Schürmann</b> |            |         |             |
| 1                         | 1:34.924   | +28.030 | 8:52:00.499 |
| 2                         | 1:20.646   | +13.752 | 8:53:21.145 |
| 3                         | 1:53.042   | +46.148 | 8:55:14.187 |
| 4                         | 1:14.194   | +7.300  | 8:56:28.381 |
| 5                         | 1:09.558   | +2.664  | 8:57:37.939 |
| 6                         | 1:06.894   |         | 8:58:44.833 |
| 7                         | 1:11.092   | +4.198  | 8:59:55.925 |

| Runde                      | Rundenzeit | Diff.   | Tageszeit   |
|----------------------------|------------|---------|-------------|
| <b>(77) Moritz Winkler</b> |            |         |             |
| 1                          | 1:19.886   | +12.888 | 8:51:49.594 |
| 2                          | 1:16.007   | +9.009  | 8:53:05.601 |
| 3                          | 1:10.850   | +3.852  | 8:54:16.451 |
| 4                          | 1:10.644   | +3.646  | 8:55:27.095 |
| 5                          | 1:14.786   | +7.788  | 8:56:41.881 |
| 6                          | 1:09.681   | +2.683  | 8:57:51.562 |
| 7                          | 1:07.501   | +0.503  | 8:58:59.063 |
| 8                          | 1:06.998   |         | 9:00:06.061 |

| Runde                  | Rundenzeit | Diff.  | Tageszeit   |
|------------------------|------------|--------|-------------|
| <b>(11) Louis Rübe</b> |            |        |             |
| 1                      | 1:15.502   | +8.380 | 8:51:29.886 |
| 2                      | 1:11.514   | +4.392 | 8:52:41.400 |
| 3                      | 1:09.417   | +2.295 | 8:53:50.817 |
| 4                      | 1:07.783   | +0.661 | 8:54:58.600 |
| 5                      | 1:08.253   | +1.131 | 8:56:06.853 |
| 6                      | 1:07.563   | +0.441 | 8:57:14.416 |
| 7                      | 1:07.122   |        | 8:58:21.538 |
| 8                      | 1:07.505   | +0.383 | 8:59:29.043 |

| Runde                   | Rundenzeit | Diff.   | Tageszeit   |
|-------------------------|------------|---------|-------------|
| <b>(54) Ben Schimke</b> |            |         |             |
| 1                       | 1:21.827   | +14.185 | 8:51:46.758 |
| 2                       | 1:17.474   | +9.832  | 8:53:04.232 |
| 3                       | 1:11.928   | +4.286  | 8:54:16.160 |
| 4                       | 1:10.783   | +3.141  | 8:55:26.943 |
| 5                       | 1:10.222   | +2.580  | 8:56:37.165 |
| 6                       | 1:07.725   | +0.083  | 8:57:44.890 |
| 7                       | 1:07.642   |         | 8:58:52.532 |
| 8                       | 1:08.772   | +1.130  | 9:00:01.304 |

## WAKC Kerpen

World Formula + RK1

Erftlandring 1,070 Km

Freies Training

29.03.2015 08:45

Training (10:00 Zeit) gestartet um 8:49:53

| Runde                         | Rundenzeit      | Diff.   | Tageszeit   |
|-------------------------------|-----------------|---------|-------------|
| <b>(23) Louis Klinkhammer</b> |                 |         |             |
| 1                             | <b>1:22.286</b> | +14.584 | 8:51:43.120 |
| 2                             | <b>1:15.327</b> | +7.625  | 8:52:58.447 |
| 3                             | <b>1:09.540</b> | +1.838  | 8:54:07.987 |
| 4                             | <b>1:08.936</b> | +1.234  | 8:55:16.923 |
| 5                             | <b>1:27.971</b> | +20.269 | 8:56:44.894 |
| 6                             | <b>1:07.702</b> |         | 8:57:52.596 |
| 7                             | <b>1:07.762</b> | +0.060  | 8:59:00.358 |

| Runde                 | Rundenzeit      | Diff.   | Tageszeit   |
|-----------------------|-----------------|---------|-------------|
| <b>(3) Tom Kölsch</b> |                 |         |             |
| 1                     | <b>1:18.938</b> | +11.083 | 8:51:38.913 |
| 2                     | <b>1:16.606</b> | +8.751  | 8:52:55.519 |
| 3                     | <b>1:13.102</b> | +5.247  | 8:54:08.621 |
| 4                     | <b>1:07.971</b> | +0.116  | 8:55:16.592 |
| 5                     | <b>1:27.449</b> | +19.594 | 8:56:44.041 |
| 6                     | <b>1:07.921</b> | +0.066  | 8:57:51.962 |
| 7                     | <b>1:07.855</b> |         | 8:58:59.817 |

| Runde                  | Rundenzeit      | Diff.     | Tageszeit   |
|------------------------|-----------------|-----------|-------------|
| <b>(28) Tim Kiendl</b> |                 |           |             |
| 1                      | <b>4:17.087</b> | +3:08.119 | 8:54:47.321 |
| 2                      | <b>1:13.736</b> | +4.768    | 8:56:01.057 |
| 3                      | <b>1:11.005</b> | +2.037    | 8:57:12.062 |
| 4                      | <b>1:16.071</b> | +7.103    | 8:58:28.133 |
| 5                      | <b>1:10.573</b> | +1.605    | 8:59:38.706 |
| 6                      | <b>1:08.968</b> |           | 9:00:47.674 |

| Runde                      | Rundenzeit      | Diff.   | Tageszeit   |
|----------------------------|-----------------|---------|-------------|
| <b>(4) Nico Noel Manka</b> |                 |         |             |
| 1                          | <b>1:24.549</b> | +14.484 | 8:51:38.356 |
| 2                          | <b>1:19.664</b> | +9.599  | 8:52:58.020 |
| 3                          | <b>1:15.924</b> | +5.859  | 8:54:13.944 |
| 4                          | <b>1:12.768</b> | +2.703  | 8:55:26.712 |
| 5                          | <b>1:14.815</b> | +4.750  | 8:56:41.527 |
| 6                          | <b>1:10.065</b> |         | 8:57:51.592 |
| 7                          | <b>1:15.845</b> | +5.780  | 8:59:07.437 |
| 8                          | <b>1:12.212</b> | +2.147  | 9:00:19.649 |

| Runde                          | Rundenzeit      | Diff.   | Tageszeit   |
|--------------------------------|-----------------|---------|-------------|
| <b>(13) Maximilian Rissler</b> |                 |         |             |
| 1                              | <b>1:30.975</b> | +20.194 | 8:52:02.264 |
| 2                              | <b>1:21.726</b> | +10.945 | 8:53:23.990 |
| 3                              | <b>1:16.109</b> | +5.328  | 8:54:40.099 |
| 4                              | <b>1:20.580</b> | +9.799  | 8:56:00.679 |
| 5                              | <b>1:13.133</b> | +2.352  | 8:57:13.812 |
| 6                              | <b>1:13.800</b> | +3.019  | 8:58:27.612 |
| 7                              | <b>1:10.781</b> |         | 8:59:38.393 |
| 8                              | <b>1:11.182</b> | +0.401  | 9:00:49.575 |

| Runde                      | Rundenzeit      | Diff.   | Tageszeit   |
|----------------------------|-----------------|---------|-------------|
| <b>(122) Emely Schmidt</b> |                 |         |             |
| 1                          | <b>1:23.190</b> | +10.512 | 8:51:46.618 |
| 2                          | <b>1:16.178</b> | +3.500  | 8:53:02.796 |
| 3                          | <b>1:12.678</b> |         | 8:54:15.474 |

| Runde                        | Rundenzeit      | Diff.     | Tageszeit   |
|------------------------------|-----------------|-----------|-------------|
| <b>(16) Michel Boensmann</b> |                 |           |             |
| 1                            | <b>1:32.369</b> | +15.761   | 8:52:01.552 |
| 2                            | <b>1:20.823</b> | +4.215    | 8:53:22.375 |
| 3                            | <b>1:16.608</b> |           | 8:54:38.983 |
| 4                            | <b>4:15.476</b> | +2:58.868 | 8:58:54.459 |
| 5                            | <b>1:17.149</b> | +0.541    | 9:00:11.608 |

| Runde                 | Rundenzeit      | Diff.   | Tageszeit   |
|-----------------------|-----------------|---------|-------------|
| <b>(56) Marc Dörr</b> |                 |         |             |
| 1                     | <b>1:25.090</b> | +7.715  | 8:51:42.277 |
| 2                     | <b>1:23.549</b> | +6.174  | 8:53:05.826 |
| 3                     | <b>2:06.154</b> | +48.779 | 8:55:11.980 |
| 4                     | <b>1:20.595</b> | +3.220  | 8:56:32.575 |
| 5                     | <b>1:17.375</b> |         | 8:57:49.950 |

| Runde                         | Rundenzeit | Diff. | Tageszeit |
|-------------------------------|------------|-------|-----------|
| <b>(18) Pascal Włodarczyk</b> |            |       |           |

| Runde | Rundenzeit      | Diff. | Tageszeit   |
|-------|-----------------|-------|-------------|
| 1     | <b>1:20.267</b> |       | 8:51:42.530 |

| Runde                          | Rundenzeit      | Diff. | Tageszeit   |
|--------------------------------|-----------------|-------|-------------|
| <b>(12) Nick Rommershausen</b> |                 |       |             |
| 1                              | <b>1:24.001</b> |       | 8:51:48.074 |

| Runde | Rundenzeit | Diff. | Tageszeit |
|-------|------------|-------|-----------|
|-------|------------|-------|-----------|

Reg-Nr.: K03/2015

Orbits

Zeitnahme Monika Riehmers:

Rennleiter Dominik Rösch:

Schiedsrichter Thomas Ferrero:

Gedruckt: 29.03.2015 09:01:59 Aushang:

h

# WAKC Kerpen

World Formula + RK1

Erftlandring 1,070 Km

Zeittraining

Version 3

29.03.2015 10:30

Qualifikation gestartet um 10:45:15

| Pos. | Nr. | Name                 | Nat-Wohnort        | Fabrikat             | Bewerber/Sponsor                          | Rnd. | Beste Zeit | Diff. | In Rd. | km/h   |
|------|-----|----------------------|--------------------|----------------------|-------------------------------------------|------|------------|-------|--------|--------|
| 1    | 27  | Philipp Britz        | GER-Saarbrücken    | Swiss Corse/Briggs   | VdM Bischmisheim / PJM Motorsport         | 10   | 1:02.476   |       | 6      | 61,656 |
| 2    | 5   | Simon Voghofer       | GER-Hagen          | LH/Briggs & Stratto  | Beule Kart Racing Team                    | 10   | 1:02.992   | 0.516 | 4      | 61,151 |
| 3    | 6   | Elias Sauerbier      | GER-Geismar        | LH/Briggs & Stratto  | ADAC Hessen-Thüringen /Alljo-Hima-Kart-   | 5    | 1:03.278   | 0.802 | 4      | 60,874 |
| 4    | 3   | Tom Kölsch           | GER-Wilnsdorf      | LH/Briggs & Stratto  | Beule Kart Racing Team / AMC Burbach      | 9    | 1:03.378   | 0.902 | 8      | 60,778 |
| 5    | 7   | Justin Krasniqi      | GER-Neuenrade      | Sodi/Briggs & Strat  | Beule Kart Racing Team / IBG Goeke-Tech   | 9    | 1:03.383   | 0.907 | 8      | 60,773 |
| 6    | 18  | Pascal Wlodarczyk    | GER-Wolkenried     | CRG/Briggs & Strat   | Alljo Hima Kart Team                      | 10   | 1:03.442   | 0.966 | 8      | 60,717 |
| 7    | 17  | Marcel Schminke      | GER-Bad Wildungen  | PCR/Briggs & Stratt  | MSC Wolfhagen / ADAC Hessen-Thüringer     | 9    | 1:03.816   | 1.340 | 9      | 60,361 |
| 8    | 19  | Jonas Wollscheid     | GER-Castrop-Rauxel | PCR/Briggs & Stratt  | MSC Bergstadt / Beule Kart                | 10   | 1:03.896   | 1.420 | 9      | 60,285 |
| 9    | 122 | Emely Schmidt        | GER-Neukirchen     | MS Kart/RK 1         | MSC Homburg / ADAC Hessen-Thüringen       | 9    | 1:03.987   | 1.511 | 5      | 60,200 |
| 10   | 124 | Christian Wachter    | GER-Kaiserslautern | Intrepid/RK 1        | Rennsport Wachter / Dolmetscher- und Üt   | 9    | 1:04.256   | 1.780 | 9      | 59,948 |
| 11   | 4   | Nico Noel Manka      | GER-Unna           | Lewis Hamilton/Brig  | Beule Kart Racing Team / MSC Bork         | 9    | 1:04.284   | 1.808 | 8      | 59,922 |
| 12   | 54  | Ben Schimke          | GER-Ober-Ramstadt  | Kosmic/Briggs & St   | Alljo Hima Kart Team                      | 9    | 1:04.368   | 1.892 | 8      | 59,843 |
| 13   | 15  | Jannik Bock          | GER-Wolfhagen      | PCR/Briggs & Stratt  | MSC Wolfhagen                             | 8    | 1:04.602   | 2.126 | 6      | 59,627 |
| 14   | 23  | Louis Klinkhammer    | GER-Krombach       | PCR/Briggs & Stratt  | MSC Mülheim e.V.                          | 9    | 1:04.657   | 2.181 | 3      | 59,576 |
| 15   | 21  | Stefan Krenz         | GER-Mülheim        | PCR/Briggs & Stratt  | MSC Mülheim e.V.                          | 9    | 1:04.682   | 2.206 | 8      | 59,553 |
| 16   | 75  | Tim Schürmann        | GER-Meinerzhagen   | Interpid/Briggs & S  | AJT Halver / GCS / Mein Designer          | 9    | 1:04.815   | 2.339 | 5      | 59,431 |
| 17   | 11  | Louis Rüße           | GER-Wadersloh      | Haase-Corsa/Briggs   | AC Oelde                                  | 9    | 1:05.040   | 2.564 | 6      | 59,225 |
| 18   | 25  | Thomas Pristl        | GER-Espenau        | Swiss Hutless/Brigg  | Preuss Motorsport / Luxury Selected Vehic | 9    | 1:05.226   | 2.750 | 7      | 59,056 |
| 19   | 8   | Max Rosam            | GER-Taunusstein    | PCR/Briggs & Stratt  |                                           | 9    | 1:05.231   | 2.755 | 8      | 59,052 |
| 20   | 121 | Dominik Hamm         | GER-Büttelborn     | Intrepid/RK1         | HAC Simmern / Wilk Sport / ADAC Mittelrt  | 9    | 1:05.353   | 2.877 | 9      | 58,941 |
| 21   | 16  | Michel Boensmann     | GER-Wuppertal      | Haase-Corsa/Briggs   | Thermo Racing Team                        | 9    | 1:05.355   | 2.879 | 7      | 58,940 |
| 22   | 77  | Moritz Winkler       | GER-Bochum         | Mach 1/Briggs & St   | MSC Blau Gelb Essen / Thermo Racing Te:   | 9    | 1:05.502   | 3.026 | 9      | 58,807 |
| 23   | 123 | Tim Valentin         | GER-Eppingen       | Mach 1/RK 1          | AC Bretten / Wilk Sport                   | 8    | 1:05.759   | 3.283 | 8      | 58,578 |
| 24   | 10  | Philip Heine         | GER-Bad Arolsen    | PCR/Briggs & Stratt  | MSC Wolfhagen                             | 9    | 1:05.983   | 3.507 | 9      | 58,379 |
| 25   | 26  | Niklas Schneider     | GER-Koblenz        | PCR/Briggs & Stratt  |                                           | 7    | 1:06.001   | 3.525 | 7      | 58,363 |
| 26   | 28  | Tim Kiendl           | GER-Bitburg        | Birel/Briggs & Strat | EMSC Bitburg                              | 9    | 1:06.007   | 3.531 | 5      | 58,357 |
| 27   | 12  | Nick Rommershausen   | GER-Montabaur      | CRG/Briggs & Strat   | AMC Arzbach                               | 9    | 1:06.857   | 4.381 | 7      | 57,616 |
| 28   | 2   | Vivien Michelle Reit | GER-Waltrop        | Lewis Hamilton/Brig  | Beule Kart Racing Team / MSC Herten       | 9    | 1:07.300   | 4.824 | 7      | 57,236 |
| 29   | 24  | Max Bolzenius        | GER-Meschede       | Birel/Briggs & Strat | MSC Oeventrop                             | 8    | 1:08.887   | 6.411 | 3      | 55,918 |
| 30   | 56  | Marc Dörr            | GER-Eisenberg      | Mach1/Briggs&Stra    | EBS Kartsport                             | 9    | 1:08.903   | 6.427 | 7      | 55,905 |
| 31   | 13  | Maximilian Rissler   | GER-Duisburg       | Zanardi/Briggs & St  | Thermo Racing Team                        | 8    | 1:09.556   | 7.080 | 8      | 55,380 |
| 32   | 20  | Sören Behrens        | GER-Lemgo          | LH/Briggs & Stratto  | Beule Kart Racing Team                    |      |            |       | 0      | -      |

## Bemerkungen

Ergebnis vorbehaltlich der technischen und sportlichen Nachuntersuchung

Reg-Nr.: K03/2015

Orbits

Zeitnahme Monika Riehmers:

Rennleiter Dominik Rösch:

Schiedsrichter Thomas Ferrero:

Gedruckt: 29.03.2015 12:10:27 Aushang:

h

# WAKC Kerpen

World Formula + RK1

Erftlandring 1,070 Km

Zeittraining

Version 3

29.03.2015 10:30

Qualifikation gestartet um 10:45:15

| Pos.                 | Nr. | Name                 | Nat-Wohnort        | Fabrikat             | Bewerber/Sponsor                          | Rnd. | Beste Zeit | Diff. | In Rd. | km/h   |
|----------------------|-----|----------------------|--------------------|----------------------|-------------------------------------------|------|------------|-------|--------|--------|
| <b>RK1</b>           |     |                      |                    |                      |                                           |      |            |       |        |        |
| 1                    | 122 | Emely Schmidt        | GER-Neukirchen     | MS Kart/RK 1         | MSC Homberg / ADAC Hessen-Thüringen       | 9    | 1:03.987   |       | 5      | 60,200 |
| 2                    | 124 | Christian Wachter    | GER-Kaiserslautern | Intrepid/RK 1        | Rennsport Wachter / Dolmetscher- und Ül   | 9    | 1:04.256   | 0.269 | 9      | 59,948 |
| 3                    | 121 | Dominik Hamm         | GER-Büttelborn     | Intrepid/RK1         | HAC Simmern / Wilk Sport / ADAC Mittelrft | 9    | 1:05.353   | 1.366 | 9      | 58,941 |
| 4                    | 123 | Tim Valentin         | GER-Eppingen       | Mach 1/RK 1          | AC Bretten / Wilk Sport                   | 8    | 1:05.759   | 1.772 | 8      | 58,578 |
| <b>World Formula</b> |     |                      |                    |                      |                                           |      |            |       |        |        |
| 1                    | 27  | Philipp Britz        | GER-Saarbrücken    | Swiss Corse/Briggs   | VdM Bischmisheim / PJM Motorsport         | 10   | 1:02.476   |       | 6      | 61,656 |
| 2                    | 5   | Simon Voghofer       | GER-Hagen          | LH/Briggs & Stratto  | Beule Kart Racing Team                    | 10   | 1:02.992   | 0.516 | 4      | 61,151 |
| 3                    | 6   | Elias Sauerbier      | GER-Geismar        | LH/Briggs & Stratto  | ADAC Hessen-Thüringen /Alljo-Hima-Kart-   | 5    | 1:03.278   | 0.802 | 4      | 60,874 |
| 4                    | 3   | Tom Kölsch           | GER-Wilnsdorf      | LH/Briggs & Stratto  | Beule Kart Racing Team / AMC Burbach      | 9    | 1:03.378   | 0.902 | 8      | 60,778 |
| 5                    | 7   | Justin Krasniqi      | GER-Neuenrade      | Sodi/Briggs & Strat  | Beule Kart Racing Team / IBG Goeke-Tech   | 9    | 1:03.383   | 0.907 | 8      | 60,773 |
| 6                    | 18  | Pascal Wlodarczyk    | GER-Wolkenried     | CRG/Briggs & Strat   | Alljo Hima Kart Team                      | 10   | 1:03.442   | 0.966 | 8      | 60,717 |
| 7                    | 17  | Marcel Schminke      | GER-Bad Wildungen  | PCR/Briggs & Strat   | MSC Wolfhagen / ADAC Hessen-Thüringer     | 9    | 1:03.816   | 1.340 | 9      | 60,361 |
| 8                    | 19  | Jonas Wollscheid     | GER-Castrop-Rauxel | PCR/Briggs & Strat   | MSC Bergstadt / Beule Kart                | 10   | 1:03.896   | 1.420 | 9      | 60,285 |
| 9                    | 4   | Nico Noel Manka      | GER-Unna           | Lewis Hamilton/Brig  | Beule Kart Racing Team / MSC Bork         | 9    | 1:04.284   | 1.808 | 8      | 59,922 |
| 10                   | 54  | Ben Schimke          | GER-Ober-Ramstadt  | Kosmic/Briggs & St   | Alljo Hima Kart Team                      | 9    | 1:04.368   | 1.892 | 8      | 59,843 |
| 11                   | 15  | Jannik Bock          | GER-Wolfhagen      | PCR/Briggs & Strat   | MSC Wolfhagen                             | 8    | 1:04.602   | 2.126 | 6      | 59,627 |
| 12                   | 23  | Louis Klinkhammer    | GER-Krombach       | PCR/Briggs & Strat   | MSC Mülheim e.V.                          | 9    | 1:04.657   | 2.181 | 3      | 59,576 |
| 13                   | 21  | Stefan Krenz         | GER-Mülheim        | PCR/Briggs & Strat   | MSC Mülheim e.V.                          | 9    | 1:04.682   | 2.206 | 8      | 59,553 |
| 14                   | 75  | Tim Schürmann        | GER-Meinerzhagen   | Interpid/Briggs & S  | AJT Halver / GCS / Mein Designer          | 9    | 1:04.815   | 2.339 | 5      | 59,431 |
| 15                   | 11  | Louis Rüße           | GER-Wadersloh      | Haase-Corsa/Briggs   | AC Oelde                                  | 9    | 1:05.040   | 2.564 | 6      | 59,225 |
| 16                   | 25  | Thomas Pristl        | GER-Espenau        | Swiss Hutless/Brigg  | Preuss Motorsport / Luxury Selected Vehic | 9    | 1:05.226   | 2.750 | 7      | 59,056 |
| 17                   | 8   | Max Rosam            | GER-Taunusstein    | PCR/Briggs & Strat   |                                           | 9    | 1:05.231   | 2.755 | 8      | 59,052 |
| 18                   | 16  | Michel Boensmann     | GER-Wuppertal      | Haase-Corsa/Briggs   | Thermo Racing Team                        | 9    | 1:05.355   | 2.879 | 7      | 58,940 |
| 19                   | 77  | Moritz Winkler       | GER-Bochum         | Mach 1/Briggs & St   | MSC Blau Gelb Essen / Thermo Racing Tei   | 9    | 1:05.502   | 3.026 | 9      | 58,807 |
| 20                   | 10  | Philip Heine         | GER-Bad Arolsen    | PCR/Briggs & Strat   | MSC Wolfhagen                             | 9    | 1:05.983   | 3.507 | 9      | 58,379 |
| 21                   | 26  | Niklas Schneider     | GER-Koblenz        | PCR/Briggs & Strat   |                                           | 7    | 1:06.001   | 3.525 | 7      | 58,363 |
| 22                   | 28  | Tim Kiendl           | GER-Bitburg        | Birel/Briggs & Strat | EMSC Bitburg                              | 9    | 1:06.007   | 3.531 | 5      | 58,357 |
| 23                   | 12  | Nick Rommershausen   | GER-Montabaur      | CRG/Briggs & Strat   | AMC Arzbach                               | 9    | 1:06.857   | 4.381 | 7      | 57,616 |
| 24                   | 2   | Vivien Michelle Reit | GER-Waltrop        | Lewis Hamilton/Brig  | Beule Kart Racing Team / MSC Herten       | 9    | 1:07.300   | 4.824 | 7      | 57,236 |
| 25                   | 24  | Max Bolzenius        | GER-Meschede       | Birel/Briggs & Strat | MSC Oeventrop                             | 8    | 1:08.887   | 6.411 | 3      | 55,918 |
| 26                   | 56  | Marc Dörr            | GER-Eisenberg      | Mach1/Briggs&Stra    | EBS Kartsport                             | 9    | 1:08.903   | 6.427 | 7      | 55,905 |
| 27                   | 13  | Maximilian Rissler   | GER-Duisburg       | Zanardi/Briggs & St  | Thermo Racing Team                        | 8    | 1:09.556   | 7.080 | 8      | 55,380 |
| 28                   | 20  | Sören Behrens        | GER-Lemgo          | LH/Briggs & Stratto  | Beule Kart Racing Team                    |      |            |       | 0      | -      |

## Bemerkungen

Ergebnis vorbehaltlich der technischen und sportlichen Nachuntersuchung

Reg-Nr.: K03/2015

Orbits

Zeitnahme Monika Riehmers:

Rennleiter Dominik Rösch:

Schiedsrichter Thomas Ferrero:

Gedruckt: 29.03.2015 12:11:02 Aushang:

h

## WAKC Kerpen

World Formula + RK1

Erftlandring 1,070 Km

Zeittraining

29.03.2015 10:30

Qualifikation gestartet um 10:45:15

| Runde                     | Rundenzeit | Diff.  | Tageszeit    |
|---------------------------|------------|--------|--------------|
| <b>(27) Philipp Britz</b> |            |        |              |
| 1                         | 1:07.437   | +4.961 | 10:46:27.325 |
| 2                         | 1:04.810   | +2.334 | 10:47:32.135 |
| 3                         | 1:04.586   | +2.110 | 10:48:36.721 |
| 4                         | 1:02.772   | +0.296 | 10:49:39.493 |
| 5                         | 1:03.354   | +0.878 | 10:50:42.847 |
| 6                         | 1:02.476   |        | 10:51:45.323 |
| 7                         | 1:02.517   | +0.041 | 10:52:47.840 |
| 8                         | 1:03.660   | +1.184 | 10:53:51.500 |
| 9                         | 1:05.186   | +2.710 | 10:54:56.686 |
| 10                        | 1:03.203   | +0.727 | 10:55:59.889 |

| Runde                     | Rundenzeit | Diff.  | Tageszeit    |
|---------------------------|------------|--------|--------------|
| <b>(5) Simon Voghofer</b> |            |        |              |
| 1                         | 1:06.382   | +3.390 | 10:46:27.084 |
| 2                         | 1:04.555   | +1.563 | 10:47:31.639 |
| 3                         | 1:02.995   | +0.003 | 10:48:34.634 |
| 4                         | 1:02.992   |        | 10:49:37.626 |
| 5                         | 1:04.051   | +1.059 | 10:50:41.677 |
| 6                         | 1:02.999   | +0.007 | 10:51:44.676 |
| 7                         | 1:03.858   | +0.866 | 10:52:48.534 |
| 8                         | 1:03.884   | +0.892 | 10:53:52.418 |
| 9                         | 1:04.865   | +1.873 | 10:54:57.283 |
| 10                        | 1:03.052   | +0.060 | 10:56:00.335 |

| Runde                      | Rundenzeit | Diff.  | Tageszeit    |
|----------------------------|------------|--------|--------------|
| <b>(6) Elias Sauerbier</b> |            |        |              |
| 1                          | 1:07.082   | +3.804 | 10:46:28.139 |
| 2                          | 1:04.794   | +1.516 | 10:47:32.933 |
| 3                          | 1:04.354   | +1.076 | 10:48:37.287 |
| 4                          | 1:03.278   |        | 10:49:40.565 |
| 5                          | 1:06.147   | +2.869 | 10:50:46.712 |

| Runde                 | Rundenzeit | Diff.  | Tageszeit    |
|-----------------------|------------|--------|--------------|
| <b>(3) Tom Kölsch</b> |            |        |              |
| 1                     | 1:09.040   | +5.662 | 10:47:09.490 |
| 2                     | 1:06.787   | +3.409 | 10:48:16.277 |
| 3                     | 1:04.238   | +0.860 | 10:49:20.515 |
| 4                     | 1:04.099   | +0.721 | 10:50:24.614 |
| 5                     | 1:04.921   | +1.543 | 10:51:29.535 |
| 6                     | 1:04.144   | +0.766 | 10:52:33.679 |
| 7                     | 1:03.990   | +0.612 | 10:53:37.669 |
| 8                     | 1:03.378   |        | 10:54:41.047 |
| 9                     | 1:03.737   | +0.359 | 10:55:44.784 |

| Runde                      | Rundenzeit | Diff.  | Tageszeit    |
|----------------------------|------------|--------|--------------|
| <b>(7) Justin Krasniqi</b> |            |        |              |
| 1                          | 1:10.901   | +7.518 | 10:47:00.096 |
| 2                          | 1:05.198   | +1.815 | 10:48:05.294 |
| 3                          | 1:03.798   | +0.415 | 10:49:09.092 |
| 4                          | 1:08.026   | +4.643 | 10:50:17.118 |
| 5                          | 1:06.892   | +3.509 | 10:51:24.010 |
| 6                          | 1:04.679   | +1.296 | 10:52:28.689 |
| 7                          | 1:04.763   | +1.380 | 10:53:33.452 |
| 8                          | 1:03.383   |        | 10:54:36.835 |
| 9                          | 1:04.048   | +0.665 | 10:55:40.883 |

| Runde                         | Rundenzeit | Diff.  | Tageszeit    |
|-------------------------------|------------|--------|--------------|
| <b>(18) Pascal Włodarczyk</b> |            |        |              |
| 1                             | 1:06.376   | +2.934 | 10:46:27.942 |
| 2                             | 1:04.444   | +1.002 | 10:47:32.386 |
| 3                             | 1:03.525   | +0.083 | 10:48:35.911 |
| 4                             | 1:04.278   | +0.836 | 10:49:40.189 |
| 5                             | 1:06.422   | +2.980 | 10:50:46.611 |
| 6                             | 1:04.696   | +1.254 | 10:51:51.307 |
| 7                             | 1:03.814   | +0.372 | 10:52:55.121 |
| 8                             | 1:03.442   |        | 10:53:58.563 |
| 9                             | 1:04.123   | +0.681 | 10:55:02.686 |
| 10                            | 1:05.448   | +2.006 | 10:56:08.134 |

| Runde                       | Rundenzeit | Diff.  | Tageszeit    |
|-----------------------------|------------|--------|--------------|
| <b>(17) Marcel Schminke</b> |            |        |              |
| 1                           | 1:12.665   | +8.849 | 10:46:49.332 |
| 2                           | 1:07.447   | +3.631 | 10:47:56.779 |
| 3                           | 1:07.094   | +3.278 | 10:49:03.873 |
| 4                           | 1:05.996   | +2.180 | 10:50:09.869 |
| 5                           | 1:04.231   | +0.415 | 10:51:14.100 |
| 6                           | 1:05.900   | +2.084 | 10:52:20.000 |
| 7                           | 1:03.907   | +0.091 | 10:53:23.907 |
| 8                           | 1:04.154   | +0.338 | 10:54:28.061 |
| 9                           | 1:03.816   |        | 10:55:31.877 |

| Runde                        | Rundenzeit | Diff.  | Tageszeit    |
|------------------------------|------------|--------|--------------|
| <b>(19) Jonas Wollscheid</b> |            |        |              |
| 1                            | 1:06.248   | +2.352 | 10:46:28.395 |
| 2                            | 1:07.278   | +3.382 | 10:47:35.673 |
| 3                            | 1:04.509   | +0.613 | 10:48:40.182 |
| 4                            | 1:04.063   | +0.167 | 10:49:44.245 |
| 5                            | 1:05.778   | +1.882 | 10:50:50.023 |
| 6                            | 1:04.686   | +0.790 | 10:51:54.709 |
| 7                            | 1:05.386   | +1.490 | 10:53:00.095 |
| 8                            | 1:03.945   | +0.049 | 10:54:04.040 |
| 9                            | 1:03.896   |        | 10:55:07.936 |
| 10                           | 1:07.480   | +3.584 | 10:56:15.416 |

| Runde                      | Rundenzeit | Diff.   | Tageszeit    |
|----------------------------|------------|---------|--------------|
| <b>(122) Emely Schmidt</b> |            |         |              |
| 1                          | 1:18.214   | +14.227 | 10:46:55.311 |
| 2                          | 1:13.775   | +9.788  | 10:48:09.086 |
| 3                          | 1:04.620   | +0.633  | 10:49:13.706 |
| 4                          | 1:15.998   | +12.011 | 10:50:29.704 |
| 5                          | 1:03.987   |         | 10:51:33.691 |
| 6                          | 1:05.300   | +1.313  | 10:52:38.991 |
| 7                          | 1:05.510   | +1.523  | 10:53:44.501 |
| 8                          | 1:05.900   | +1.913  | 10:54:50.401 |
| 9                          | 1:04.266   | +0.279  | 10:55:54.667 |

| Runde                          | Rundenzeit | Diff.   | Tageszeit    |
|--------------------------------|------------|---------|--------------|
| <b>(124) Christian Wachter</b> |            |         |              |
| 1                              | 1:18.937   | +14.681 | 10:46:59.398 |
| 2                              | 1:05.600   | +1.344  | 10:48:04.998 |
| 3                              | 1:13.282   | +9.026  | 10:49:18.280 |
| 4                              | 1:04.903   | +0.647  | 10:50:23.183 |
| 5                              | 1:06.460   | +2.204  | 10:51:29.643 |
| 6                              | 1:07.473   | +3.217  | 10:52:37.116 |
| 7                              | 1:04.524   | +0.268  | 10:53:41.640 |
| 8                              | 1:05.927   | +1.671  | 10:54:47.567 |
| 9                              | 1:04.256   |         | 10:55:51.823 |

| Runde                      | Rundenzeit | Diff.  | Tageszeit    |
|----------------------------|------------|--------|--------------|
| <b>(4) Nico Noel Manka</b> |            |        |              |
| 1                          | 1:08.948   | +4.664 | 10:46:32.111 |
| 2                          | 1:07.982   | +3.698 | 10:47:40.093 |
| 3                          | 1:05.173   | +0.889 | 10:48:45.266 |
| 4                          | 1:04.730   | +0.446 | 10:49:49.996 |
| 5                          | 1:06.578   | +2.294 | 10:50:56.574 |
| 6                          | 1:05.470   | +1.186 | 10:52:02.044 |
| 7                          | 1:05.741   | +1.457 | 10:53:07.785 |
| 8                          | 1:04.284   |        | 10:54:12.069 |
| 9                          | 1:06.835   | +2.551 | 10:55:18.904 |

| Runde                   | Rundenzeit | Diff.  | Tageszeit    |
|-------------------------|------------|--------|--------------|
| <b>(54) Ben Schimke</b> |            |        |              |
| 1                       | 1:09.744   | +5.376 | 10:46:33.584 |
| 2                       | 1:07.171   | +2.803 | 10:47:40.755 |
| 3                       | 1:04.936   | +0.568 | 10:48:45.691 |
| 4                       | 1:06.208   | +1.840 | 10:49:51.899 |
| 5                       | 1:13.503   | +9.135 | 10:51:05.402 |
| 6                       | 1:04.594   | +0.226 | 10:52:09.996 |
| 7                       | 1:05.855   | +1.487 | 10:53:15.851 |
| 8                       | 1:04.368   |        | 10:54:20.219 |
| 9                       | 1:09.908   | +5.540 | 10:55:30.127 |

| Runde                   | Rundenzeit | Diff.  | Tageszeit    |
|-------------------------|------------|--------|--------------|
| <b>(15) Jannik Bock</b> |            |        |              |
| 1                       | 1:14.054   | +9.452 | 10:46:43.269 |
| 2                       | 1:06.869   | +2.267 | 10:47:50.138 |
| 3                       | 1:07.006   | +2.404 | 10:48:57.144 |
| 4                       | 1:05.208   | +0.606 | 10:50:02.352 |
| 5                       | 1:05.239   | +0.637 | 10:51:07.591 |
| 6                       | 1:04.602   |        | 10:52:12.193 |
| 7                       | 1:05.223   | +0.621 | 10:53:17.416 |
| 8                       | 1:04.618   | +0.016 | 10:54:22.034 |

| Runde                         | Rundenzeit | Diff.  | Tageszeit    |
|-------------------------------|------------|--------|--------------|
| <b>(23) Louis Klinkhammer</b> |            |        |              |
| 1                             | 1:06.997   | +2.340 | 10:46:29.749 |
| 2                             | 1:06.587   | +1.930 | 10:47:36.336 |
| 3                             | 1:04.657   |        | 10:48:40.993 |
| 4                             | 1:04.735   | +0.078 | 10:49:45.728 |
| 5                             | 1:06.633   | +1.976 | 10:50:52.361 |
| 6                             | 1:04.859   | +0.202 | 10:51:57.220 |
| 7                             | 1:05.092   | +0.435 | 10:53:02.312 |
| 8                             | 1:05.244   | +0.587 | 10:54:07.556 |
| 9                             | 1:05.148   | +0.491 | 10:55:12.704 |

| Runde                    | Rundenzeit | Diff.  | Tageszeit    |
|--------------------------|------------|--------|--------------|
| <b>(21) Stefan Krenz</b> |            |        |              |
| 1                        | 1:14.130   | +9.448 | 10:46:40.440 |
| 2                        | 1:06.776   | +2.094 | 10:47:47.216 |
| 3                        | 1:05.647   | +0.965 | 10:48:52.863 |
| 4                        | 1:05.770   | +1.088 | 10:49:58.633 |
| 5                        | 1:07.252   | +2.570 | 10:51:05.885 |
| 6                        | 1:05.779   | +1.097 | 10:52:11.664 |
| 7                        | 1:05.191   | +0.509 | 10:53:16.855 |
| 8                        | 1:04.682   |        | 10:54:21.537 |
| 9                        | 1:05.755   | +1.073 | 10:55:27.292 |

| Runde                     | Rundenzeit | Diff.  | Tageszeit    |
|---------------------------|------------|--------|--------------|
| <b>(75) Tim Schürmann</b> |            |        |              |
| 1                         | 1:10.990   | +6.175 | 10:47:11.877 |
| 2                         | 1:06.730   | +1.915 | 10:48:18.607 |
| 3                         | 1:05.801   | +0.986 | 10:49:24.408 |
| 4                         | 1:05.788   | +0.973 | 10:50:30.196 |
| 5                         | 1:04.815   |        | 10:51:35.011 |
| 6                         | 1:05.058   | +0.243 | 10:52:40.069 |
| 7                         | 1:05.514   | +0.699 | 10:53:45.583 |
| 8                         | 1:09.483   | +4.668 | 10:54:55.066 |
| 9                         | 1:07.788   | +2.973 | 10:56:02.854 |

| Runde                   | Rundenzeit | Diff.  | Tageszeit    |
|-------------------------|------------|--------|--------------|
| <b>(11) Louis Rühle</b> |            |        |              |
| 1                       | 1:13.028   | +7.988 | 10:46:37.297 |
| 2                       | 1:06.649   | +1.609 | 10:47:43.946 |
| 3                       | 1:05.931   | +0.891 | 10:48:49.877 |
| 4                       | 1:06.093   | +1.053 | 10:49:55.970 |
| 5                       | 1:05.347   | +0.307 | 10:51:01.317 |
| 6                       | 1:05.040   |        | 10:52:06.357 |
| 7                       | 1:05.608   | +0.568 | 10:53:11.965 |
| 8                       | 1:05.655   | +0.615 | 10:54:17.620 |
| 9                       | 1:05.359   | +0.319 | 10:55:22.979 |

| Runde                     | Rundenzeit | Diff.   | Tageszeit    |
|---------------------------|------------|---------|--------------|
| <b>(25) Thomas Pristl</b> |            |         |              |
| 1                         | 1:15.403   | +10.177 | 10:46:53.256 |
| 2                         | 1:07.005   | +1.779  | 10:48:00.261 |
| 3                         | 1:13.128   | +7.902  | 10:49:13.389 |
| 4                         | 1:13.178   | +7.952  | 10:50:26.567 |
| 5                         | 1:05.958   | +0.732  | 10:51:32.525 |
| 6                         | 1:12.203   | +6.977  | 10:52:44.728 |
| 7                         | 1:05.226   |         | 10:53:49.954 |
| 8                         | 1:12.315   | +7.089  | 10:55:02.269 |
| 9                         | 1:08.091   | +2.865  | 10:56:10.360 |

## WAKC Kerpen

World Formula + RK1

Erftlandring 1,070 Km

Zeittraining

29.03.2015 10:30

Qualifikation gestartet um 10:45:15

| Runde                | Rundenzeit | Diff.  | Tageszeit    |
|----------------------|------------|--------|--------------|
| <b>(8) Max Rosam</b> |            |        |              |
| 1                    | 1:10.721   | +5.490 | 10:46:36.081 |
| 2                    | 1:06.988   | +1.757 | 10:47:43.069 |
| 3                    | 1:05.767   | +0.536 | 10:48:48.836 |
| 4                    | 1:05.235   | +0.004 | 10:49:54.071 |
| 5                    | 1:05.400   | +0.169 | 10:50:59.471 |
| 6                    | 1:06.387   | +1.156 | 10:52:05.858 |
| 7                    | 1:05.541   | +0.310 | 10:53:11.399 |
| 8                    | 1:05.231   |        | 10:54:16.630 |
| 9                    | 1:05.401   | +0.170 | 10:55:22.031 |

| Runde                     | Rundenzeit | Diff.  | Tageszeit    |
|---------------------------|------------|--------|--------------|
| <b>(121) Dominik Hamm</b> |            |        |              |
| 1                         | 1:14.916   | +9.563 | 10:46:44.524 |
| 2                         | 1:09.598   | +4.245 | 10:47:54.122 |
| 3                         | 1:06.736   | +1.383 | 10:49:00.858 |
| 4                         | 1:06.793   | +1.440 | 10:50:07.651 |
| 5                         | 1:06.184   | +0.831 | 10:51:13.835 |
| 6                         | 1:07.157   | +1.804 | 10:52:20.992 |
| 7                         | 1:05.712   | +0.359 | 10:53:26.704 |
| 8                         | 1:05.537   | +0.184 | 10:54:32.241 |
| 9                         | 1:05.353   |        | 10:55:37.594 |

| Runde                        | Rundenzeit | Diff.   | Tageszeit    |
|------------------------------|------------|---------|--------------|
| <b>(16) Michel Boensmann</b> |            |         |              |
| 1                            | 1:15.367   | +10.012 | 10:46:43.911 |
| 2                            | 1:07.991   | +2.636  | 10:47:51.902 |
| 3                            | 1:05.661   | +0.306  | 10:48:57.563 |
| 4                            | 1:06.892   | +1.537  | 10:50:04.455 |
| 5                            | 1:06.471   | +1.116  | 10:51:10.926 |
| 6                            | 1:09.602   | +4.247  | 10:52:20.528 |
| 7                            | 1:05.355   |         | 10:53:25.883 |
| 8                            | 1:05.536   | +0.181  | 10:54:31.419 |
| 9                            | 1:05.563   | +0.208  | 10:55:36.982 |

| Runde                      | Rundenzeit | Diff.  | Tageszeit    |
|----------------------------|------------|--------|--------------|
| <b>(77) Moritz Winkler</b> |            |        |              |
| 1                          | 1:15.357   | +9.855 | 10:46:44.293 |
| 2                          | 1:10.263   | +4.761 | 10:47:54.556 |
| 3                          | 1:09.258   | +3.756 | 10:49:03.814 |
| 4                          | 1:06.819   | +1.317 | 10:50:10.633 |
| 5                          | 1:06.469   | +0.967 | 10:51:17.102 |
| 6                          | 1:06.124   | +0.622 | 10:52:23.226 |
| 7                          | 1:05.960   | +0.458 | 10:53:29.186 |
| 8                          | 1:06.120   | +0.618 | 10:54:35.306 |
| 9                          | 1:05.502   |        | 10:55:40.808 |

| Runde                     | Rundenzeit | Diff.   | Tageszeit    |
|---------------------------|------------|---------|--------------|
| <b>(123) Tim Valentin</b> |            |         |              |
| 1                         | 1:15.375   | +9.616  | 10:46:53.522 |
| 2                         | 1:07.099   | +1.340  | 10:48:00.621 |
| 3                         | 1:07.663   | +1.904  | 10:49:08.284 |
| 4                         | 1:29.430   | +23.671 | 10:50:37.714 |
| 5                         | 1:06.583   | +0.824  | 10:51:44.297 |
| 6                         | 1:07.192   | +1.433  | 10:52:51.489 |
| 7                         | 1:10.062   | +4.303  | 10:54:01.551 |
| 8                         | 1:05.759   |         | 10:55:07.310 |

| Runde                    | Rundenzeit | Diff.  | Tageszeit    |
|--------------------------|------------|--------|--------------|
| <b>(10) Philip Heine</b> |            |        |              |
| 1                        | 1:14.322   | +8.339 | 10:46:51.646 |
| 2                        | 1:07.262   | +1.279 | 10:47:58.908 |
| 3                        | 1:07.721   | +1.738 | 10:49:06.629 |
| 4                        | 1:08.058   | +2.075 | 10:50:14.687 |
| 5                        | 1:07.097   | +1.114 | 10:51:21.784 |
| 6                        | 1:06.483   | +0.500 | 10:52:28.267 |
| 7                        | 1:06.041   | +0.058 | 10:53:34.308 |
| 8                        | 1:07.895   | +1.912 | 10:54:42.203 |
| 9                        | 1:05.983   |        | 10:55:48.186 |

| Runde                        | Rundenzeit | Diff. | Tageszeit |
|------------------------------|------------|-------|-----------|
| <b>(26) Niklas Schneider</b> |            |       |           |

| Runde | Rundenzeit | Diff.  | Tageszeit    |
|-------|------------|--------|--------------|
| 1     | 1:12.697   | +6.696 | 10:46:40.324 |
| 2     | 1:09.236   | +3.235 | 10:47:49.560 |
| 3     | 1:06.826   | +0.825 | 10:48:56.386 |
| 4     | 1:07.067   | +1.066 | 10:50:03.453 |
| 5     | 1:06.444   | +0.443 | 10:51:09.897 |
| 6     | 1:07.146   | +1.145 | 10:52:17.043 |
| 7     | 1:06.001   |        | 10:53:23.044 |

| Runde                  | Rundenzeit | Diff.  | Tageszeit    |
|------------------------|------------|--------|--------------|
| <b>(28) Tim Kiendl</b> |            |        |              |
| 1                      | 1:13.587   | +7.580 | 10:46:40.689 |
| 2                      | 1:09.132   | +3.125 | 10:47:49.821 |
| 3                      | 1:06.899   | +0.892 | 10:48:56.720 |
| 4                      | 1:07.534   | +1.527 | 10:50:04.254 |
| 5                      | 1:06.007   |        | 10:51:10.261 |
| 6                      | 1:07.154   | +1.147 | 10:52:17.415 |
| 7                      | 1:06.384   | +0.377 | 10:53:23.799 |
| 8                      | 1:14.022   | +8.015 | 10:54:37.821 |
| 9                      | 1:14.252   | +8.245 | 10:55:52.073 |

| Runde                          | Rundenzeit | Diff.  | Tageszeit    |
|--------------------------------|------------|--------|--------------|
| <b>(12) Nick Rommershausen</b> |            |        |              |
| 1                              | 1:16.774   | +9.917 | 10:46:44.955 |
| 2                              | 1:10.052   | +3.195 | 10:47:55.007 |
| 3                              | 1:11.831   | +4.974 | 10:49:06.838 |
| 4                              | 1:11.277   | +4.420 | 10:50:18.115 |
| 5                              | 1:08.129   | +1.272 | 10:51:26.244 |
| 6                              | 1:06.973   | +0.116 | 10:52:33.217 |
| 7                              | 1:06.857   |        | 10:53:40.074 |
| 8                              | 1:08.321   | +1.464 | 10:54:48.395 |
| 9                              | 1:09.961   | +3.104 | 10:55:58.356 |

| Runde                           | Rundenzeit | Diff.   | Tageszeit    |
|---------------------------------|------------|---------|--------------|
| <b>(2) Vivien Michelle Reit</b> |            |         |              |
| 1                               | 1:25.201   | +17.901 | 10:46:48.754 |
| 2                               | 1:08.837   | +1.537  | 10:47:57.591 |
| 3                               | 1:08.579   | +1.279  | 10:49:06.170 |
| 4                               | 1:08.150   | +0.850  | 10:50:14.320 |
| 5                               | 1:09.069   | +1.769  | 10:51:23.389 |
| 6                               | 1:08.385   | +1.085  | 10:52:31.774 |
| 7                               | 1:07.300   |         | 10:53:39.074 |
| 8                               | 1:08.314   | +1.014  | 10:54:47.388 |
| 9                               | 1:08.589   | +1.289  | 10:55:55.977 |

| Runde                     | Rundenzeit | Diff.   | Tageszeit    |
|---------------------------|------------|---------|--------------|
| <b>(24) Max Bolzenius</b> |            |         |              |
| 1                         | 1:13.500   | +4.613  | 10:47:14.932 |
| 2                         | 1:09.861   | +0.974  | 10:48:24.793 |
| 3                         | 1:08.887   |         | 10:49:33.680 |
| 4                         | 1:12.575   | +3.688  | 10:50:46.255 |
| 5                         | 1:19.233   | +10.346 | 10:52:05.488 |
| 6                         | 1:14.996   | +6.109  | 10:53:20.484 |
| 7                         | 1:41.191   | +32.304 | 10:55:01.675 |
| 8                         | 1:16.559   | +7.672  | 10:56:18.234 |

| Runde                 | Rundenzeit | Diff.   | Tageszeit    |
|-----------------------|------------|---------|--------------|
| <b>(56) Marc Dörr</b> |            |         |              |
| 1                     | 1:16.922   | +8.019  | 10:46:42.829 |
| 2                     | 1:11.028   | +2.125  | 10:47:53.857 |
| 3                     | 1:09.838   | +0.935  | 10:49:03.695 |
| 4                     | 1:09.960   | +1.057  | 10:50:13.655 |
| 5                     | 1:08.974   | +0.071  | 10:51:22.629 |
| 6                     | 1:12.940   | +4.037  | 10:52:35.569 |
| 7                     | 1:08.903   |         | 10:53:44.472 |
| 8                     | 1:12.794   | +3.891  | 10:54:57.266 |
| 9                     | 1:20.594   | +11.691 | 10:56:17.860 |

| Runde                          | Rundenzeit | Diff.   | Tageszeit    |
|--------------------------------|------------|---------|--------------|
| <b>(13) Maximilian Rissler</b> |            |         |              |
| 1                              | 1:39.851   | +30.295 | 10:47:06.745 |
| 2                              | 1:12.203   | +2.647  | 10:48:18.948 |
| 3                              | 1:11.454   | +1.898  | 10:49:30.402 |

Reg-Nr.: K03/2015

Orbits

Zeitnahme Monika Riehmers:

Rennleiter Dominik Rösch:

Schiedsrichter Thomas Ferrero:

Gedruckt: 29.03.2015 10:57:37 Aushang: h



**WAKC Kerpen**

World Formula + RK1

Version 3

Erftlandring 1,070 Km


Rennen 2 1 Lauf

29.03.2015 13:20

Rennen (13 Runden)

|    |     |     |
|----|-----|-----|
| 14 | 12  | 2   |
|    | 27  | 28  |
| 13 | 26  | 28  |
|    | 25  | 26  |
| 12 | 123 | 10  |
|    | 23  | 24  |
| 11 | 16  | 77  |
|    | 21  | 22  |
| 10 | 8   | 121 |
|    | 19  | 20  |
| 9  | 11  | 25  |
|    | 17  | 18  |
| 8  | 21  | 75  |
|    | 15  | 16  |
| 7  | 15  | 23  |
|    | 13  | 14  |
| 6  | 4   | 54  |
|    | 11  | 12  |
| 5  | 122 | 124 |
|    | 9   | 10  |
| 4  | 17  | 19  |
|    | 7   | 8   |
| 3  | 7   | 18  |
|    | 5   | 6   |
| 2  | 6   | 3   |
|    | 3   | 4   |
| 1  | 27  | 5   |
|    | 1   | 2   |

POLE POSITION 1



Reg-Nr.: K03/2015

Orbits

Zeitnahme Monika Riehmers:

Rennleiter Dominik Rösch:

Schiedsrichter Thomas Ferrero:

Gedruckt: 29.03.2015 12:11:40 Aushang: h




**WAKC Kerpen**

World Formula + RK1  
Rennen 2 1 Lauf  
Rennen (13 Runden)

Erftlandring 1,070 Km  
29.03.2015 13:20

|           |           |
|-----------|-----------|
| <b>16</b> | <b>13</b> |
|           | 31        |
| <b>15</b> | <b>24</b> |
|           | 29        |

|           |
|-----------|
| <b>20</b> |
| 32        |
| <b>56</b> |
| 30        |



Reg-Nr.: K03/2015

Orbits

Zeitnahme Monika Riehmers:  Rennleiter Dominik Rösch:

Schiedsrichter Thomas Ferrero:

Gedruckt: 29.03.2015 12:11:40 Aushang: h



# WAKC Kerpen

World Formula + RK1

Erftlandring 1,070 Km

Rennen 2 1 Lauf

29.03.2015 13:20

Rennen (13 Runden) gestartet um 13:32:13

| Pos.                                | Nr. | Name                 | Nat.-Wohnort       | Fabrikat                 | Bewerber/Sponsor                       | Rnd. | Gesamtzeit | Diff.     | Beste Zeit | In Rd. | Pkt. |
|-------------------------------------|-----|----------------------|--------------------|--------------------------|----------------------------------------|------|------------|-----------|------------|--------|------|
| 1                                   | 7   | Justin Krasniqi      | GER-Neuenrade      | Sodi/Briggs & Stratton   | Beule Kart Racing Team / IBG Goeke-Te  | 13   | 13:44.279  |           | 1:02.381   | 11     | 20   |
| 2                                   | 27  | Philipp Britz        | GER-Saarbrücken    | Swiss Corse/Briggs & Str | VdM Bischmisheim / PJM Motorsport      | 13   | 13:46.193  | 1.914     | 1:02.619   | 10     | 18   |
| 3                                   | 3   | Tom Kolsch           | GER-Wilnsdorf      | LH/Briggs & Stratton     | Beule Kart Racing Team / AMC Burbach   | 13   | 13:49.410  | 5.131     | 1:03.100   | 3      | 16   |
| 4                                   | 6   | Elias Sauerbier      | GER-Geismar        | LH/Briggs & Stratton     | ADAC Hessen-Thüringen /Alljo-Hima-Ka   | 13   | 13:50.002  | 5.723     | 1:02.854   | 12     | 15   |
| 5                                   | 5   | Simon Voghofer       | GER-Hagen          | LH/Briggs & Stratton     | Beule Kart Racing Team                 | 13   | 13:51.588  | 7.309     | 1:02.661   | 12     | 14   |
| 6                                   | 18  | Pascal Wlodarczyk    | GER-Wolkenried     | CRG/Briggs & Stratton    | Alljo Hima Kart Team                   | 13   | 13:54.559  | 10.280    | 1:02.820   | 2      | 13   |
| 7                                   | 19  | Jonas Wollscheid     | GER-Castrop-Rauxel | PCR/Briggs & Stratton    | MSC Bergstadt / Beule Kart             | 13   | 13:55.155  | 10.876    | 1:03.571   | 9      | 12   |
| 8                                   | 17  | Marcel Schminke      | GER-Bad Wildungen  | PCR/Briggs & Stratton    | MSC Wolfhagen / ADAC Hessen-Thüring    | 13   | 13:56.306  | 12.027    | 1:03.455   | 11     | 11   |
| 9                                   | 121 | Dominik Hamm         | GER-Büttelborn     | Intrepid/RK1             | HAC Simmern / Wilk Sport / ADAC Mitt   | 13   | 14:03.522  | 19.243    | 1:03.859   | 11     | 20   |
| 10                                  | 8   | Max Rosam            | GER-Taunusstein    | PCR/Briggs & Stratton    |                                        | 13   | 14:04.958  | 20.679    | 1:03.854   | 11     | 10   |
| 11                                  | 75  | Tim Schürmann        | GER-Meinerzhagen   | Interpid/Briggs & Stratt | AJT Halver / GCS / Mein Designer       | 13   | 14:05.639  | 21.360    | 1:04.260   | 11     | 9    |
| 12                                  | 54  | Ben Schimke          | GER-Ober-Ramstadt  | Kosmic/Briggs & Stratton | Alljo Hima Kart Team                   | 13   | 14:06.189  | 21.910    | 1:03.899   | 11     | 8    |
| 13                                  | 23  | Louis Klinkhammer    | GER-Krombach       | PCR/Briggs & Stratton    | MSC Mülheim e.V.                       | 13   | 14:09.586  | 25.307    | 1:04.188   | 8      | 7    |
| 14                                  | 21  | Stefan Krenz         | GER-Mülheim        | PCR/Briggs & Stratton    | MSC Mülheim e.V.                       | 13   | 14:12.513  | 28.234    | 1:04.339   | 8      | 6    |
| 15                                  | 77  | Moritz Winkler       | GER-Bochum         | Mach 1/Briggs & Stratton | MSC Blau Gelb Essen / Thermo Racing    | 13   | 14:13.632  | 29.353    | 1:04.321   | 8      | 5    |
| 16                                  | 10  | Phillip Heine        | GER-Bad Arolsen    | PCR/Briggs & Stratton    | MSC Wolfhagen                          | 13   | 14:21.982  | 37.703    | 1:04.770   | 11     | 4    |
| 17                                  | 4   | Nico Noel Manka      | GER-Unna           | Lewis Hamilton/Briggs &  | Beule Kart Racing Team / MSC Bork      | 13   | 14:22.122  | 37.843    | 1:04.824   | 11     | 3    |
| 18                                  | 25  | Thomas Pristl        | GER-Espenau        | Swiss Hutless/Briggs & S | Preuss Motorsport / Luxury Selected Ve | 13   | 14:22.422  | 38.143    | 1:04.803   | 11     | 2    |
| 19                                  | 2   | Vivien Michelle Reit | GER-Waltrop        | Lewis Hamilton/Briggs &  | Beule Kart Racing Team / MSC Herten    | 13   | 14:23.300  | 39.021    | 1:04.283   | 11     | 1    |
| 20                                  | 16  | Michel Boensmann     | GER-Wuppertal      | Haase-Corsa/Briggs & St  | Thermo Racing Team                     | 13   | 14:32.208  | 47.929    | 1:04.541   | 13     | 1    |
| 21                                  | 12  | Nick Rommershausen   | GER-Montabaur      | CRG/Briggs & Stratton    | AMC Arzbach                            | 13   | 14:34.023  | 49.744    | 1:05.624   | 11     | 1    |
| 22                                  | 26  | Niklas Schneider     | GER-Koblenz        | PCR/Briggs & Stratton    |                                        | 13   | 14:36.717  | 52.438    | 1:05.524   | 11     | 1    |
| 23                                  | 123 | Tim Valentin         | GER-Eppingen       | Mach 1/RK 1              | AC Bretten / Wilk Sport                | 13   | 14:37.773  | 53.494    | 1:05.448   | 13     | 18   |
| 24                                  | 28  | Tim Kiendl           | GER-Bitburg        | Birel/Briggs & Stratton  | EMSC Bitburg                           | 13   | 14:40.715  | 56.436    | 1:05.454   | 6      | 1    |
| 25                                  | 15  | Jannik Bock          | GER-Wolfhagen      | PCR/Briggs & Stratton    | MSC Wolfhagen                          | 13   | 14:40.988  | 56.709    | 1:04.402   | 11     | 1    |
| 26                                  | 20  | Sören Behrens        | GER-Lemgo          | LH/Briggs & Stratton     | Beule Kart Racing Team                 | 12   | 13:42.630  | 1 Runde   | 1:05.600   | 9      | 1    |
| 27                                  | 13  | Maximilian Rissler   | GER-Duisburg       | Zanardi/Briggs & Stratto | Thermo Racing Team                     | 12   | 13:51.526  | 1 Runde   | 1:07.608   | 11     | 1    |
| 28                                  | 56  | Marc Dorr            | GER-Eisenberg      | Mach1/Briggs&Stratton    | EBS Kartsport                          | 12   | 14:04.362  | 1 Runde   | 1:07.566   | 9      | 1    |
| 29                                  | 24  | Max Bolzenius        | GER-Meschede       | Birel/Briggs & Stratton  | MSC Oeventrop                          | 12   | 14:16.473  | 1 Runde   | 1:07.904   | 5      | 1    |
| Nicht Klassifiziert (75% = 10 Rnd.) |     |                      |                    |                          |                                        |      |            |           |            |        |      |
|                                     | 122 | Emely Schmidt        | GER-Neukirchen     | MS Kart/RK 1             | MSC Homberg / ADAC Hessen-Thüringe     | 4    | 4:24.381   | 9 Runden  | 1:03.919   | 2      | 0    |
|                                     | 11  | Louis Rübe           | GER-Wadersloh      | Haase-Corsa/Briggs & St  | AC Oelde                               | 2    | 2:22.734   | 11 Runden | 1:05.991   | 2      | 0    |
|                                     | 124 | Christian Wachter    | GER-Kaiserslautern | Intrepid/RK 1            | Rennsport Wachter / Dolmetscher- und   |      | 0.535      | 13 Runden |            | 0      | 0    |

## Bemerkungen

Ergebnis vorbehaltlich der technischen und sportlichen Nachuntersuchung

Gestartet: 32 Gewertet: 29 Nicht gewertet: 3

| Vorsprung | Ø km/h | Beste Rundenzeit | km/h   | Beste Runde von     |
|-----------|--------|------------------|--------|---------------------|
| 1.914     | 60,751 | 1:02.381         | 61,750 | 7 - Justin Krasniqi |

Reg-Nr.: K03/2015

Orbits

Zeitnahme Monika Riehmers:

Rennleiter Dominik Rösch:

Schiedsrichter Thomas Ferrero:

Gedruckt: 29.03.2015 13:51:23 Aushang:

h

# WAKC Kerpen

World Formula + RK1

Erftlandring 1,070 Km

Rennen 2 1 Lauf

29.03.2015 13:20

Rennen (13 Runden) gestartet um 13:32:13

| Pos.                                       | Nr. | Name                 | Nat.-Wohnort       | Fabrikat                  | Bewerber/Sponsor                       | Rnd. | Gesamtzeit | Diff.     | Beste Zeit | In Rd. | Pkt. |
|--------------------------------------------|-----|----------------------|--------------------|---------------------------|----------------------------------------|------|------------|-----------|------------|--------|------|
| <b>RK1</b>                                 |     |                      |                    |                           |                                        |      |            |           |            |        |      |
| 1                                          | 121 | Dominik Hamm         | GER-Büttelborn     | Intrepid/RK1              | HAC Simmern / Wilk Sport / ADAC Mitte  | 13   | 14:03.522  |           | 1:03.859   | 11     | 20   |
| 2                                          | 123 | Tim Valentin         | GER-Eppingen       | Mach 1/RK 1               | AC Bretten / Wilk Sport                | 13   | 14:37.773  | 34.251    | 1:05.448   | 13     | 18   |
| <b>Nicht Klassifiziert (75% = 10 Rnd.)</b> |     |                      |                    |                           |                                        |      |            |           |            |        |      |
|                                            | 122 | Emely Schmidt        | GER-Neukirchen     | MS Kart/RK 1              | MSC Homberg / ADAC Hessen-Thüringe     | 4    | 4:24.381   | 9 Runden  | 1:03.919   | 2      | 0    |
|                                            | 124 | Christian Wachter    | GER-Kaiserslautern | Intrepid/RK 1             | Rennsport Wachter / Dolmetscher- und   |      | 0.535      | 13 Runden |            | 0      | 0    |
| <b>World Formula</b>                       |     |                      |                    |                           |                                        |      |            |           |            |        |      |
| 1                                          | 7   | Justin Krasniqi      | GER-Neuenrade      | Sodi/Briggs & Stratton    | Beule Kart Racing Team / IBG Goeke-Te  | 13   | 13:44.279  |           | 1:02.381   | 11     | 20   |
| 2                                          | 27  | Philipp Britz        | GER-Saarbrücken    | Swiss Corse/Briggs & Str  | VdM Bischmisheim / PJM Motorsport      | 13   | 13:46.193  | 1.914     | 1:02.619   | 10     | 18   |
| 3                                          | 3   | Tom Kolsch           | GER-Wilnsdorf      | LH/Briggs & Stratton      | Beule Kart Racing Team / AMC Burbach   | 13   | 13:49.410  | 5.131     | 1:03.100   | 3      | 16   |
| 4                                          | 6   | Elias Sauerbier      | GER-Geismar        | LH/Briggs & Stratton      | ADAC Hessen-Thüringen /Alljo-Hima-Ka   | 13   | 13:50.002  | 5.723     | 1:02.854   | 12     | 15   |
| 5                                          | 5   | Simon Voghofer       | GER-Hagen          | LH/Briggs & Stratton      | Beule Kart Racing Team                 | 13   | 13:51.588  | 7.309     | 1:02.661   | 12     | 14   |
| 6                                          | 18  | Pascal Włodarczyk    | GER-Wolkenried     | CRG/Briggs & Stratton     | Alljo Hima Kart Team                   | 13   | 13:54.559  | 10.280    | 1:02.820   | 2      | 13   |
| 7                                          | 19  | Jonas Wollscheid     | GER-Castrop-Rauxel | PCR/Briggs & Stratton     | MSC Bergstadt / Beule Kart             | 13   | 13:55.155  | 10.876    | 1:03.571   | 9      | 12   |
| 8                                          | 17  | Marcel Schminke      | GER-Bad Wildungen  | PCR/Briggs & Stratton     | MSC Wolfhagen / ADAC Hessen-Thüring    | 13   | 13:56.306  | 12.027    | 1:03.455   | 11     | 11   |
| 9                                          | 8   | Max Rosam            | GER-Taunusstein    | PCR/Briggs & Stratton     |                                        | 13   | 14:04.958  | 20.679    | 1:03.854   | 11     | 10   |
| 10                                         | 75  | Tim Schürmann        | GER-Meinerzhagen   | Interpid/Briggs & Stratt  | AJT Halver / GCS / Mein Designer       | 13   | 14:05.639  | 21.360    | 1:04.260   | 11     | 9    |
| 11                                         | 54  | Ben Schinke          | GER-Ober-Ramstadt  | Kosmic/Briggs & Stratton  | Alljo Hima Kart Team                   | 13   | 14:06.189  | 21.910    | 1:03.899   | 11     | 8    |
| 12                                         | 23  | Louis Klinkhammer    | GER-Krombach       | PCR/Briggs & Stratton     | MSC Mülheim e.V.                       | 13   | 14:09.586  | 25.307    | 1:04.188   | 8      | 7    |
| 13                                         | 21  | Stefan Krenz         | GER-Mülheim        | PCR/Briggs & Stratton     | MSC Mülheim e.V.                       | 13   | 14:12.513  | 28.234    | 1:04.339   | 8      | 6    |
| 14                                         | 77  | Moritz Winkler       | GER-Bochum         | Mach 1/Briggs & Stratton  | MSC Blau Gelb Essen / Thermo Racing    | 13   | 14:13.632  | 29.353    | 1:04.321   | 8      | 5    |
| 15                                         | 10  | Philip Heine         | GER-Bad Arolsen    | PCR/Briggs & Stratton     | MSC Wolfhagen                          | 13   | 14:21.982  | 37.703    | 1:04.770   | 11     | 4    |
| 16                                         | 4   | Nico Noel Manka      | GER-Unna           | Lewis Hamilton/Briggs & S | Beule Kart Racing Team / MSC Bork      | 13   | 14:22.122  | 37.843    | 1:04.824   | 11     | 3    |
| 17                                         | 25  | Thomas Pristl        | GER-Espenau        | Swiss Hutless/Briggs & S  | Preuss Motorsport / Luxury Selected Ve | 13   | 14:22.422  | 38.143    | 1:04.803   | 11     | 2    |
| 18                                         | 2   | Vivien Michelle Reit | GER-Waltrop        | Lewis Hamilton/Briggs & S | Beule Kart Racing Team / MSC Herten    | 13   | 14:23.300  | 39.021    | 1:04.283   | 11     | 1    |
| 19                                         | 16  | Michel Boensmann     | GER-Wuppertal      | Haase-Corsa/Briggs & St   | Thermo Racing Team                     | 13   | 14:32.208  | 47.929    | 1:04.541   | 13     | 1    |
| 20                                         | 12  | Nick Rommershausen   | GER-Montabaur      | CRG/Briggs & Stratton     | AMC Arzbach                            | 13   | 14:34.023  | 49.744    | 1:05.624   | 11     | 1    |
| 21                                         | 26  | Niklas Schneider     | GER-Koblenz        | PCR/Briggs & Stratton     |                                        | 13   | 14:36.717  | 52.438    | 1:05.524   | 11     | 1    |
| 22                                         | 28  | Tim Kiendl           | GER-Bitburg        | Birel/Briggs & Stratton   | EMSC Bitburg                           | 13   | 14:40.715  | 56.436    | 1:05.454   | 6      | 1    |
| 23                                         | 15  | Jannik Bock          | GER-Wolfhagen      | PCR/Briggs & Stratton     | MSC Wolfhagen                          | 13   | 14:40.988  | 56.709    | 1:04.402   | 11     | 1    |
| 24                                         | 20  | Sören Behrens        | GER-Lemgo          | LH/Briggs & Stratton      | Beule Kart Racing Team                 | 12   | 13:42.630  | 1 Runde   | 1:05.600   | 9      | 1    |
| 25                                         | 13  | Maximilian Rissler   | GER-Duisburg       | Zanardi/Briggs & Stratton | Thermo Racing Team                     | 12   | 13:51.526  | 1 Runde   | 1:07.608   | 11     | 1    |
| 26                                         | 56  | Marc Dörr            | GER-Eisenberg      | Mach1/Briggs&Stratton     | EBS Kartsport                          | 12   | 14:04.362  | 1 Runde   | 1:07.566   | 9      | 1    |
| 27                                         | 24  | Max Bolzenius        | GER-Meschede       | Birel/Briggs & Stratton   | MSC Oeventrop                          | 12   | 14:16.473  | 1 Runde   | 1:07.904   | 5      | 1    |
| <b>Nicht Klassifiziert (75% = 10 Rnd.)</b> |     |                      |                    |                           |                                        |      |            |           |            |        |      |
|                                            | 11  | Louis Rübe           | GER-Wadersloh      | Haase-Corsa/Briggs & St   | AC Oelde                               | 2    | 2:22.734   | 11 Runden | 1:05.991   | 2      | 0    |

## Bemerkungen

Ergebnis vorbehaltlich der technischen und sportlichen Nachuntersuchung

Gestartet: 32 Gewertet: 29 Nicht gewertet: 3

| Vorsprung | Ø km/h | Beste Rundenzeit | km/h   | Beste Runde von     |
|-----------|--------|------------------|--------|---------------------|
| 1.914     | 60,751 | 1:02.381         | 61,750 | 7 - Justin Krasniqi |

Reg-Nr.: K03/2015

Orbits

Zeitnahme Monika Riehmers:

Rennleiter Dominik Rösch:

Schiedsrichter Thomas Ferrero:

Gedruckt: 29.03.2015 13:51:54 Aushang:

h

## WAKC Kerpen

World Formula + RK1

Erftlandring 1,070 Km

Rennen 2 1 Lauf

29.03.2015 13:20

Rennen (13 Runden) gestartet um 13:32:13

| Runde                      | Rundenzeit | Diff.  | Tageszeit    |
|----------------------------|------------|--------|--------------|
| <b>(7) Justin Krasniqi</b> |            |        |              |
| 1                          | 1:04.680   | +2.299 | 13:33:18.107 |
| 2                          | 1:05.289   | +2.908 | 13:34:23.396 |
| 3                          | 1:03.241   | +0.860 | 13:35:26.637 |
| 4                          | 1:03.497   | +1.116 | 13:36:30.134 |
| 5                          | 1:04.487   | +2.106 | 13:37:34.621 |
| 6                          | 1:02.798   | +0.417 | 13:38:37.419 |
| 7                          | 1:02.621   | +0.240 | 13:39:40.040 |
| 8                          | 1:03.661   | +1.280 | 13:40:43.701 |
| 9                          | 1:03.255   | +0.874 | 13:41:46.956 |
| 10                         | 1:02.870   | +0.489 | 13:42:49.826 |
| 11                         | 1:02.381   |        | 13:43:52.207 |
| 12                         | 1:02.835   | +0.454 | 13:44:55.042 |
| 13                         | 1:02.421   | +0.040 | 13:45:57.463 |

| Runde                     | Rundenzeit | Diff.  | Tageszeit    |
|---------------------------|------------|--------|--------------|
| <b>(27) Philipp Britz</b> |            |        |              |
| 1                         | 1:03.756   | +1.137 | 13:33:16.940 |
| 2                         | 1:02.966   | +0.347 | 13:34:19.906 |
| 3                         | 1:03.627   | +1.008 | 13:35:23.533 |
| 4                         | 1:04.451   | +1.832 | 13:36:27.984 |
| 5                         | 1:07.238   | +4.619 | 13:37:35.222 |
| 6                         | 1:03.329   | +0.710 | 13:38:38.551 |
| 7                         | 1:03.017   | +0.398 | 13:39:41.568 |
| 8                         | 1:03.342   | +0.723 | 13:40:44.910 |
| 9                         | 1:03.130   | +0.511 | 13:41:48.040 |
| 10                        | 1:02.619   |        | 13:42:50.659 |
| 11                        | 1:03.076   | +0.457 | 13:43:53.735 |
| 12                        | 1:02.683   | +0.064 | 13:44:56.418 |
| 13                        | 1:02.959   | +0.340 | 13:45:59.377 |

| Runde                 | Rundenzeit | Diff.  | Tageszeit    |
|-----------------------|------------|--------|--------------|
| <b>(3) Tom Kölsch</b> |            |        |              |
| 1                     | 1:05.090   | +1.990 | 13:33:18.452 |
| 2                     | 1:04.052   | +0.952 | 13:34:22.504 |
| 3                     | 1:03.100   |        | 13:35:25.604 |
| 4                     | 1:03.231   | +0.131 | 13:36:28.835 |
| 5                     | 1:05.616   | +2.516 | 13:37:34.451 |
| 6                     | 1:03.246   | +0.146 | 13:38:37.697 |
| 7                     | 1:03.227   | +0.127 | 13:39:40.924 |
| 8                     | 1:03.512   | +0.412 | 13:40:44.436 |
| 9                     | 1:03.276   | +0.176 | 13:41:47.712 |
| 10                    | 1:03.674   | +0.574 | 13:42:51.386 |
| 11                    | 1:03.866   | +0.766 | 13:43:55.252 |
| 12                    | 1:03.128   | +0.028 | 13:44:58.380 |
| 13                    | 1:04.214   | +1.114 | 13:46:02.594 |

| Runde                      | Rundenzeit | Diff.  | Tageszeit    |
|----------------------------|------------|--------|--------------|
| <b>(6) Elias Sauerbier</b> |            |        |              |
| 1                          | 1:04.638   | +1.784 | 13:33:17.991 |
| 2                          | 1:04.709   | +1.855 | 13:34:22.700 |
| 3                          | 1:03.398   | +0.544 | 13:35:26.098 |
| 4                          | 1:04.429   | +1.575 | 13:36:30.527 |
| 5                          | 1:04.919   | +2.065 | 13:37:35.446 |
| 6                          | 1:03.947   | +1.093 | 13:38:39.393 |
| 7                          | 1:03.294   | +0.440 | 13:39:42.687 |
| 8                          | 1:03.718   | +0.864 | 13:40:46.405 |
| 9                          | 1:03.200   | +0.346 | 13:41:49.605 |
| 10                         | 1:03.458   | +0.604 | 13:42:53.063 |
| 11                         | 1:02.965   | +0.111 | 13:43:56.028 |
| 12                         | 1:02.854   |        | 13:44:58.882 |
| 13                         | 1:04.304   | +1.450 | 13:46:03.186 |

| Runde                     | Rundenzeit | Diff.  | Tageszeit    |
|---------------------------|------------|--------|--------------|
| <b>(5) Simon Voghofer</b> |            |        |              |
| 1                         | 1:04.478   | +1.817 | 13:33:17.722 |
| 2                         | 1:03.467   | +0.806 | 13:34:21.189 |
| 3                         | 1:03.361   | +0.700 | 13:35:24.550 |
| 4                         | 1:03.632   | +0.971 | 13:36:28.182 |

| Runde | Rundenzeit | Diff.  | Tageszeit    |
|-------|------------|--------|--------------|
| 5     | 1:10.721   | +8.060 | 13:37:38.903 |
| 6     | 1:03.215   | +0.554 | 13:38:42.118 |
| 7     | 1:02.856   | +0.195 | 13:39:44.974 |
| 8     | 1:04.224   | +1.563 | 13:40:49.198 |
| 9     | 1:02.833   | +0.172 | 13:41:52.031 |
| 10    | 1:03.102   | +0.441 | 13:42:55.133 |
| 11    | 1:03.382   | +0.721 | 13:43:58.515 |
| 12    | 1:02.661   |        | 13:45:01.176 |
| 13    | 1:03.596   | +0.935 | 13:46:04.772 |

| Runde                         | Rundenzeit | Diff.  | Tageszeit    |
|-------------------------------|------------|--------|--------------|
| <b>(18) Pascal Wlodarczyk</b> |            |        |              |
| 1                             | 1:04.012   | +1.192 | 13:33:17.417 |
| 2                             | 1:02.820   |        | 13:34:20.237 |
| 3                             | 1:03.551   | +0.731 | 13:35:23.788 |
| 4                             | 1:04.067   | +1.247 | 13:36:27.855 |
| 5                             | 1:10.199   | +7.379 | 13:37:38.054 |
| 6                             | 1:03.656   | +0.836 | 13:38:41.710 |
| 7                             | 1:03.003   | +0.183 | 13:39:44.713 |
| 8                             | 1:04.337   | +1.517 | 13:40:49.050 |
| 9                             | 1:04.476   | +1.656 | 13:41:53.526 |
| 10                            | 1:03.744   | +0.924 | 13:42:57.270 |
| 11                            | 1:03.605   | +0.785 | 13:44:00.875 |
| 12                            | 1:03.590   | +0.770 | 13:45:04.465 |
| 13                            | 1:03.278   | +0.458 | 13:46:07.743 |

| Runde                        | Rundenzeit | Diff.  | Tageszeit    |
|------------------------------|------------|--------|--------------|
| <b>(19) Jonas Wollscheid</b> |            |        |              |
| 1                            | 1:05.330   | +1.759 | 13:33:18.831 |
| 2                            | 1:04.084   | +0.513 | 13:34:22.915 |
| 3                            | 1:04.417   | +0.846 | 13:35:27.332 |
| 4                            | 1:03.876   | +0.305 | 13:36:31.208 |
| 5                            | 1:04.506   | +0.935 | 13:37:35.714 |
| 6                            | 1:03.932   | +0.361 | 13:38:39.646 |
| 7                            | 1:03.728   | +0.157 | 13:39:43.374 |
| 8                            | 1:04.215   | +0.644 | 13:40:47.589 |
| 9                            | 1:03.571   |        | 13:41:51.160 |
| 10                           | 1:03.762   | +0.191 | 13:42:54.922 |
| 11                           | 1:05.603   | +2.032 | 13:44:00.525 |
| 12                           | 1:04.109   | +0.538 | 13:45:04.634 |
| 13                           | 1:03.705   | +0.134 | 13:46:08.339 |

| Runde                       | Rundenzeit | Diff.  | Tageszeit    |
|-----------------------------|------------|--------|--------------|
| <b>(17) Marcel Schminke</b> |            |        |              |
| 1                           | 1:06.558   | +3.103 | 13:33:20.328 |
| 2                           | 1:04.017   | +0.562 | 13:34:24.345 |
| 3                           | 1:04.377   | +0.922 | 13:35:28.722 |
| 4                           | 1:04.095   | +0.640 | 13:36:32.817 |
| 5                           | 1:04.723   | +1.268 | 13:37:37.540 |
| 6                           | 1:04.956   | +1.501 | 13:38:42.496 |
| 7                           | 1:03.861   | +0.406 | 13:39:46.357 |
| 8                           | 1:04.099   | +0.644 | 13:40:50.456 |
| 9                           | 1:03.640   | +0.185 | 13:41:54.096 |
| 10                          | 1:03.867   | +0.412 | 13:42:57.963 |
| 11                          | 1:03.455   |        | 13:44:01.418 |
| 12                          | 1:04.349   | +0.894 | 13:45:05.767 |
| 13                          | 1:03.723   | +0.268 | 13:46:09.490 |

| Runde                     | Rundenzeit | Diff.  | Tageszeit    |
|---------------------------|------------|--------|--------------|
| <b>(121) Dominik Hamm</b> |            |        |              |
| 1                         | 1:06.708   | +2.849 | 13:33:22.215 |
| 2                         | 1:04.664   | +0.805 | 13:34:26.879 |
| 3                         | 1:04.127   | +0.268 | 13:35:31.006 |
| 4                         | 1:05.799   | +1.940 | 13:36:36.805 |
| 5                         | 1:03.864   | +0.005 | 13:37:40.669 |
| 6                         | 1:04.839   | +0.980 | 13:38:45.508 |
| 7                         | 1:04.233   | +0.374 | 13:39:49.741 |
| 8                         | 1:04.618   | +0.759 | 13:40:54.359 |
| 9                         | 1:04.694   | +0.835 | 13:41:59.053 |
| 10                        | 1:04.109   | +0.250 | 13:43:03.162 |

| Runde | Rundenzeit | Diff.  | Tageszeit    |
|-------|------------|--------|--------------|
| 11    | 1:03.859   |        | 13:44:07.021 |
| 12    | 1:04.724   | +0.865 | 13:45:11.745 |
| 13    | 1:04.961   | +1.102 | 13:46:16.706 |

| Runde                | Rundenzeit | Diff.  | Tageszeit    |
|----------------------|------------|--------|--------------|
| <b>(8) Max Rosam</b> |            |        |              |
| 1                    | 1:07.481   | +3.627 | 13:33:22.775 |
| 2                    | 1:04.810   | +0.956 | 13:34:27.585 |
| 3                    | 1:04.339   | +0.485 | 13:35:31.924 |
| 4                    | 1:05.366   | +1.512 | 13:36:37.290 |
| 5                    | 1:04.207   | +0.353 | 13:37:41.497 |
| 6                    | 1:04.696   | +0.842 | 13:38:46.193 |
| 7                    | 1:04.132   | +0.278 | 13:39:50.325 |
| 8                    | 1:04.780   | +0.926 | 13:40:55.105 |
| 9                    | 1:04.897   | +1.043 | 13:42:00.002 |
| 10                   | 1:04.471   | +0.617 | 13:43:04.473 |
| 11                   | 1:03.854   |        | 13:44:08.327 |
| 12                   | 1:05.039   | +1.185 | 13:45:13.366 |
| 13                   | 1:04.776   | +0.922 | 13:46:18.142 |

| Runde                     | Rundenzeit | Diff.  | Tageszeit    |
|---------------------------|------------|--------|--------------|
| <b>(75) Tim Schürmann</b> |            |        |              |
| 1                         | 1:06.962   | +2.702 | 13:33:21.870 |
| 2                         | 1:04.321   | +0.061 | 13:34:26.191 |
| 3                         | 1:04.458   | +0.198 | 13:35:30.649 |
| 4                         | 1:04.484   | +0.224 | 13:36:35.133 |
| 5                         | 1:04.993   | +0.733 | 13:37:40.126 |
| 6                         | 1:04.471   | +0.211 | 13:38:44.597 |
| 7                         | 1:06.959   | +2.699 | 13:39:51.556 |
| 8                         | 1:05.095   | +0.835 | 13:40:56.651 |
| 9                         | 1:04.340   | +0.080 | 13:42:00.991 |
| 10                        | 1:04.703   | +0.443 | 13:43:05.694 |
| 11                        | 1:04.260   |        | 13:44:09.954 |
| 12                        | 1:04.387   | +0.127 | 13:45:14.341 |
| 13                        | 1:04.482   | +0.222 | 13:46:18.823 |

| Runde                   | Rundenzeit | Diff.  | Tageszeit    |
|-------------------------|------------|--------|--------------|
| <b>(54) Ben Schimke</b> |            |        |              |
| 1                       | 1:06.799   | +2.900 | 13:33:21.116 |
| 2                       | 1:04.041   | +0.142 | 13:34:25.157 |
| 3                       | 1:04.137   | +0.238 | 13:35:29.294 |
| 4                       | 1:03.997   | +0.098 | 13:36:33.291 |
| 5                       | 1:07.167   | +3.268 | 13:37:40.458 |
| 6                       | 1:04.655   | +0.756 | 13:38:45.113 |
| 7                       | 1:04.438   | +0.539 | 13:39:49.551 |
| 8                       | 1:05.153   | +1.254 | 13:40:54.704 |
| 9                       | 1:04.604   | +0.705 | 13:41:59.308 |
| 10                      | 1:07.403   | +3.504 | 13:43:06.711 |
| 11                      | 1:03.899   |        | 13:44:10.610 |
| 12                      | 1:04.213   | +0.314 | 13:45:14.823 |
| 13                      | 1:04.550   | +0.651 | 13:46:19.373 |

| Runde                         | Rundenzeit | Diff.  | Tageszeit    |
|-------------------------------|------------|--------|--------------|
| <b>(23) Louis Klinkhammer</b> |            |        |              |
| 1                             | 1:10.094   | +5.906 | 13:33:24.804 |
| 2                             | 1:05.478   | +1.290 | 13:34:30.282 |
| 3                             | 1:06.114   | +1.926 | 13:35:36.396 |
| 4                             | 1:04.400   | +0.212 | 13:36:40.796 |
| 5                             | 1:04.806   | +0.618 | 13:37:45.602 |
| 6                             | 1:04.850   | +0.662 | 13:38:50.452 |
| 7                             | 1:05.047   | +0.859 | 13:39:55.499 |
| 8                             | 1:04.188   |        | 13:40:59.687 |
| 9                             | 1:04.829   | +0.641 | 13:42:04.516 |
| 10                            | 1:04.532   | +0.344 | 13:43:09.048 |
| 11                            | 1:04.498   | +0.310 | 13:44:13.546 |
| 12                            | 1:04.392   | +0.204 | 13:45:17.938 |
| 13                            | 1:04.832   | +0.644 | 13:46:22.770 |

| Runde                    | Rundenzeit | Diff.  | Tageszeit    |
|--------------------------|------------|--------|--------------|
| <b>(21) Stefan Krenz</b> |            |        |              |
| 1                        | 1:10.683   | +6.344 | 13:33:25.370 |

Reg-Nr.: K03/2015

Orbits

Zeitnahme Monika Riehmers:

Rennleiter Dominik Rösch:

Schiedsrichter Thomas Ferrero:

Gedruckt: 29.03.2015 13:47:36 Aushang:

h

## WAKC Kerpen

World Formula + RK1

Erftlandring 1,070 Km

Rennen 2 1 Lauf

29.03.2015 13:20

Rennen (13 Runden) gestartet um 13:32:13

| Runde | Rundenzeit | Diff.  | Tageszeit    |
|-------|------------|--------|--------------|
| 2     | 1:05.929   | +1.590 | 13:34:31.299 |
| 3     | 1:05.311   | +0.972 | 13:35:36.610 |
| 4     | 1:05.285   | +0.946 | 13:36:41.895 |
| 5     | 1:05.258   | +0.919 | 13:37:47.153 |
| 6     | 1:04.448   | +0.109 | 13:38:51.601 |
| 7     | 1:05.899   | +1.560 | 13:39:57.500 |
| 8     | 1:04.339   |        | 13:41:01.839 |
| 9     | 1:04.821   | +0.482 | 13:42:06.660 |
| 10    | 1:05.192   | +0.853 | 13:43:11.852 |
| 11    | 1:04.470   | +0.131 | 13:44:16.322 |
| 12    | 1:04.664   | +0.325 | 13:45:20.986 |
| 13    | 1:04.711   | +0.372 | 13:46:25.697 |

(77) Moritz Winkler

|    |          |        |              |
|----|----------|--------|--------------|
| 1  | 1:08.201 | +3.880 | 13:33:24.107 |
| 2  | 1:05.305 | +0.984 | 13:34:29.412 |
| 3  | 1:04.923 | +0.602 | 13:35:34.335 |
| 4  | 1:05.159 | +0.838 | 13:36:39.494 |
| 5  | 1:05.507 | +1.186 | 13:37:45.001 |
| 6  | 1:05.072 | +0.751 | 13:38:50.073 |
| 7  | 1:04.968 | +0.647 | 13:39:55.041 |
| 8  | 1:04.321 |        | 13:40:59.362 |
| 9  | 1:04.625 | +0.304 | 13:42:03.987 |
| 10 | 1:04.410 | +0.089 | 13:43:08.397 |
| 11 | 1:04.664 | +0.343 | 13:44:13.061 |
| 12 | 1:04.445 | +0.124 | 13:45:17.506 |
| 13 | 1:09.310 | +4.989 | 13:46:26.816 |

(10) Philip Heine

|    |          |        |              |
|----|----------|--------|--------------|
| 1  | 1:10.627 | +5.857 | 13:33:27.196 |
| 2  | 1:06.360 | +1.590 | 13:34:33.556 |
| 3  | 1:06.195 | +1.425 | 13:35:39.751 |
| 4  | 1:05.263 | +0.493 | 13:36:45.014 |
| 5  | 1:06.144 | +1.374 | 13:37:51.158 |
| 6  | 1:06.156 | +1.386 | 13:38:57.314 |
| 7  | 1:05.579 | +0.809 | 13:40:02.893 |
| 8  | 1:05.914 | +1.144 | 13:41:08.807 |
| 9  | 1:05.171 | +0.401 | 13:42:13.978 |
| 10 | 1:05.584 | +0.814 | 13:43:19.562 |
| 11 | 1:04.770 |        | 13:44:24.332 |
| 12 | 1:05.623 | +0.853 | 13:45:29.955 |
| 13 | 1:05.211 | +0.441 | 13:46:35.166 |

(4) Nico Noel Manka

|    |          |        |              |
|----|----------|--------|--------------|
| 1  | 1:14.089 | +9.265 | 13:33:28.185 |
| 2  | 1:05.755 | +0.931 | 13:34:33.940 |
| 3  | 1:06.698 | +1.874 | 13:35:40.638 |
| 4  | 1:06.349 | +1.525 | 13:36:46.987 |
| 5  | 1:06.057 | +1.233 | 13:37:53.044 |
| 6  | 1:05.019 | +0.195 | 13:38:58.063 |
| 7  | 1:05.704 | +0.880 | 13:40:03.767 |
| 8  | 1:05.609 | +0.785 | 13:41:09.376 |
| 9  | 1:05.069 | +0.245 | 13:42:14.445 |
| 10 | 1:05.435 | +0.611 | 13:43:19.880 |
| 11 | 1:04.824 |        | 13:44:24.704 |
| 12 | 1:05.454 | +0.630 | 13:45:30.158 |
| 13 | 1:05.148 | +0.324 | 13:46:35.306 |

(25) Thomas Pristl

|   |          |        |              |
|---|----------|--------|--------------|
| 1 | 1:07.842 | +3.039 | 13:33:23.164 |
| 2 | 1:05.195 | +0.392 | 13:34:28.359 |
| 3 | 1:13.001 | +8.198 | 13:35:41.360 |
| 4 | 1:06.122 | +1.319 | 13:36:47.482 |
| 5 | 1:05.944 | +1.141 | 13:37:53.426 |
| 6 | 1:05.496 | +0.693 | 13:38:58.922 |
| 7 | 1:05.650 | +0.847 | 13:40:04.572 |

| Runde | Rundenzeit | Diff.  | Tageszeit    |
|-------|------------|--------|--------------|
| 8     | 1:05.756   | +0.953 | 13:41:10.328 |
| 9     | 1:05.209   | +0.406 | 13:42:15.537 |
| 10    | 1:04.812   | +0.009 | 13:43:20.349 |
| 11    | 1:04.803   |        | 13:44:25.152 |
| 12    | 1:05.620   | +0.817 | 13:45:30.772 |
| 13    | 1:04.834   | +0.031 | 13:46:35.606 |

(2) Vivien Michelle Reit

|    |          |        |              |
|----|----------|--------|--------------|
| 1  | 1:10.638 | +6.355 | 13:33:27.907 |
| 2  | 1:07.445 | +3.162 | 13:34:35.352 |
| 3  | 1:06.986 | +2.703 | 13:35:42.338 |
| 4  | 1:06.252 | +1.969 | 13:36:48.590 |
| 5  | 1:07.093 | +2.810 | 13:37:55.683 |
| 6  | 1:05.201 | +0.918 | 13:39:00.884 |
| 7  | 1:05.996 | +1.713 | 13:40:06.880 |
| 8  | 1:05.370 | +1.087 | 13:41:12.250 |
| 9  | 1:05.769 | +1.486 | 13:42:18.019 |
| 10 | 1:04.515 | +0.232 | 13:43:22.534 |
| 11 | 1:04.283 |        | 13:44:26.817 |
| 12 | 1:04.575 | +0.292 | 13:45:31.392 |
| 13 | 1:05.092 | +0.809 | 13:46:36.484 |

(16) Michel Boensmann

|    |          |         |              |
|----|----------|---------|--------------|
| 1  | 1:08.002 | +3.461  | 13:33:23.713 |
| 2  | 1:04.916 | +0.375  | 13:34:28.629 |
| 3  | 1:10.245 | +5.704  | 13:35:38.874 |
| 4  | 1:05.598 | +1.057  | 13:36:44.472 |
| 5  | 1:06.172 | +1.631  | 13:37:50.644 |
| 6  | 1:04.757 | +0.216  | 13:38:55.401 |
| 7  | 1:05.267 | +0.726  | 13:40:00.668 |
| 8  | 1:16.513 | +11.972 | 13:41:17.181 |
| 9  | 1:06.497 | +1.956  | 13:42:23.678 |
| 10 | 1:05.720 | +1.179  | 13:43:29.398 |
| 11 | 1:05.705 | +1.164  | 13:44:35.103 |
| 12 | 1:05.748 | +1.207  | 13:45:40.851 |
| 13 | 1:04.541 |         | 13:46:45.392 |

(12) Nick Rommershausen

|    |          |        |              |
|----|----------|--------|--------------|
| 1  | 1:08.787 | +3.163 | 13:33:25.868 |
| 2  | 1:06.540 | +0.916 | 13:34:32.408 |
| 3  | 1:06.038 | +0.414 | 13:35:38.446 |
| 4  | 1:05.936 | +0.312 | 13:36:44.382 |
| 5  | 1:06.084 | +0.460 | 13:37:50.466 |
| 6  | 1:06.292 | +0.668 | 13:38:56.758 |
| 7  | 1:05.761 | +0.137 | 13:40:02.519 |
| 8  | 1:06.616 | +0.992 | 13:41:09.135 |
| 9  | 1:14.359 | +8.735 | 13:42:23.494 |
| 10 | 1:05.785 | +0.161 | 13:43:29.279 |
| 11 | 1:05.624 |        | 13:44:34.903 |
| 12 | 1:05.732 | +0.108 | 13:45:40.635 |
| 13 | 1:06.572 | +0.948 | 13:46:47.207 |

(26) Niklas Schneider

|    |          |        |              |
|----|----------|--------|--------------|
| 1  | 1:11.882 | +6.358 | 13:33:28.653 |
| 2  | 1:06.246 | +0.722 | 13:34:34.899 |
| 3  | 1:07.254 | +1.730 | 13:35:42.153 |
| 4  | 1:06.213 | +0.689 | 13:36:48.366 |
| 5  | 1:06.411 | +0.887 | 13:37:54.777 |
| 6  | 1:05.723 | +0.199 | 13:39:00.500 |
| 7  | 1:06.656 | +1.132 | 13:40:07.156 |
| 8  | 1:06.445 | +0.921 | 13:41:13.601 |
| 9  | 1:05.817 | +0.293 | 13:42:19.418 |
| 10 | 1:13.314 | +7.790 | 13:43:32.732 |
| 11 | 1:05.524 |        | 13:44:38.256 |
| 12 | 1:05.742 | +0.218 | 13:45:43.998 |
| 13 | 1:05.903 | +0.379 | 13:46:49.901 |

| Runde              | Rundenzeit | Diff.   | Tageszeit    |
|--------------------|------------|---------|--------------|
| (123) Tim Valentin |            |         |              |
| 1                  | 1:10.562   | +5.114  | 13:33:26.559 |
| 2                  | 1:06.554   | +1.106  | 13:34:33.113 |
| 3                  | 1:07.255   | +1.807  | 13:35:40.368 |
| 4                  | 1:06.100   | +0.652  | 13:36:46.468 |
| 5                  | 1:06.203   | +0.755  | 13:37:52.671 |
| 6                  | 1:05.981   | +0.533  | 13:38:58.652 |
| 7                  | 1:05.903   | +0.455  | 13:40:04.555 |
| 8                  | 1:06.204   | +0.756  | 13:41:10.759 |
| 9                  | 1:16.951   | +11.503 | 13:42:27.710 |
| 10                 | 1:06.295   | +0.847  | 13:43:34.005 |
| 11                 | 1:05.684   | +0.236  | 13:44:39.689 |
| 12                 | 1:05.820   | +0.372  | 13:45:45.509 |
| 13                 | 1:05.448   |         | 13:46:50.957 |

(28) Tim Kiendl

|    |          |         |              |
|----|----------|---------|--------------|
| 1  | 1:09.034 | +3.580  | 13:33:26.244 |
| 2  | 1:06.660 | +1.206  | 13:34:32.904 |
| 3  | 1:07.239 | +1.785  | 13:35:40.143 |
| 4  | 1:05.556 | +0.102  | 13:36:45.699 |
| 5  | 1:06.424 | +0.970  | 13:37:52.123 |
| 6  | 1:05.454 |         | 13:38:57.577 |
| 7  | 1:05.679 | +0.225  | 13:40:03.256 |
| 8  | 1:06.695 | +1.241  | 13:41:09.951 |
| 9  | 1:18.017 | +12.563 | 13:42:27.968 |
| 10 | 1:07.135 | +1.681  | 13:43:35.103 |
| 11 | 1:06.802 | +1.348  | 13:44:41.905 |
| 12 | 1:06.059 | +0.605  | 13:45:47.964 |
| 13 | 1:05.935 | +0.481  | 13:46:53.899 |

(15) Jannik Bock

|    |          |         |              |
|----|----------|---------|--------------|
| 1  | 1:10.196 | +5.794  | 13:33:24.387 |
| 2  | 1:05.384 | +0.982  | 13:34:29.771 |
| 3  | 1:05.550 | +1.148  | 13:35:35.321 |
| 4  | 1:04.659 | +0.257  | 13:36:39.980 |
| 5  | 1:06.200 | +1.798  | 13:37:46.180 |
| 6  | 1:05.000 | +0.598  | 13:38:51.180 |
| 7  | 1:31.165 | +26.763 | 13:40:22.345 |
| 8  | 1:05.389 | +0.987  | 13:41:27.734 |
| 9  | 1:06.097 | +1.695  | 13:42:33.831 |
| 10 | 1:04.970 | +0.568  | 13:43:38.801 |
| 11 | 1:04.402 |         | 13:44:43.203 |
| 12 | 1:05.218 | +0.816  | 13:45:48.421 |
| 13 | 1:05.751 | +1.349  | 13:46:54.172 |

(20) Sören Behrens

|    |          |         |              |
|----|----------|---------|--------------|
| 1  | 1:11.156 | +5.556  | 13:33:29.582 |
| 2  | 1:06.768 | +1.168  | 13:34:36.350 |
| 3  | 1:07.710 | +2.110  | 13:35:44.060 |
| 4  | 1:06.333 | +0.733  | 13:36:50.393 |
| 5  | 1:05.842 | +0.242  | 13:37:56.235 |
| 6  | 1:05.733 | +0.133  | 13:39:01.968 |
| 7  | 1:05.659 | +0.059  | 13:40:07.627 |
| 8  | 1:06.328 | +0.728  | 13:41:13.955 |
| 9  | 1:05.600 |         | 13:42:19.555 |
| 10 | 1:22.369 | +16.769 | 13:43:41.924 |
| 11 | 1:07.078 | +1.478  | 13:44:49.002 |
| 12 | 1:06.812 | +1.212  | 13:45:55.814 |

(13) Maximilian Rissler

|   |          |        |              |
|---|----------|--------|--------------|
| 1 | 1:12.934 | +5.326 | 13:33:31.708 |
| 2 | 1:08.382 | +0.774 | 13:34:40.090 |
| 3 | 1:07.926 | +0.318 | 13:35:48.016 |
| 4 | 1:09.372 | +1.764 | 13:36:57.388 |
| 5 | 1:08.425 | +0.817 | 13:38:05.813 |

Reg-Nr.: K03/2015

Orbits

Zeitnahme Monika Riehmers:

Rennleiter Dominik Rösch:

Schiedsrichter Thomas Ferrero:

Gedruckt: 29.03.2015 13:47:36 Aushang:

h



**WAKC Kerpen**

World Formula + RK1

Erftlandring 1,070 Km


Rennen 9 2 Lauf

29.03.2015 15:40

Rennen (13 Runden)

|    |     |    |
|----|-----|----|
| 14 | 13  | 56 |
|    | 27  | 28 |
| 13 | 15  | 20 |
|    | 25  | 26 |
| 12 | 123 | 28 |
|    | 23  | 24 |
| 11 | 12  | 26 |
|    | 21  | 22 |
| 10 | 2   | 16 |
|    | 19  | 20 |
| 9  | 4   | 25 |
|    | 17  | 18 |
| 8  | 77  | 10 |
|    | 15  | 16 |
| 7  | 23  | 21 |
|    | 13  | 14 |
| 6  | 75  | 54 |
|    | 11  | 12 |
| 5  | 121 | 8  |
|    | 9   | 10 |
| 4  | 19  | 17 |
|    | 7   | 8  |
| 3  | 5   | 18 |
|    | 5   | 6  |
| 2  | 3   | 6  |
|    | 3   | 4  |
| 1  | 7   | 27 |
|    | 1   | 2  |

POLE POSITION 1



Reg-Nr.: K03/2015

Orbits

Zeitnahme Monika Riehmers:



Rennleiter Dominik Rösch:

Schiedsrichter Thomas Ferrero:

Gedruckt: 29.03.2015 13:52:30

Aushang:

h




**WAKC Kerpen**

World Formula + RK1  
Rennen 9 2 Lauf  
Rennen (13 Runden)

Erftlandring 1,070 Km  
29.03.2015 15:40

|    |    |     |
|----|----|-----|
| 16 | 11 | 124 |
|    | 31 | 32  |
| 15 | 24 | 122 |
|    | 29 | 30  |



Reg-Nr.: K03/2015

Orbits

Zeitnahme Monika Riehmers:  Rennleiter Dominik Rösch:

Schiedsrichter Thomas Ferrero:

Gedruckt: 29.03.2015 13:52:30 Aushang: h



# WAKC Kerpen

World Formula + RK1

Erftlandring 1,070 Km

Rennen 9 2 Lauf

29.03.2015 15:40

Rennen (11 Runden) gestartet um 16:32:45

| Pos. | Nr. | Name                 | Nat.-Wohnort       | Fabrikat                   | Bewerber/Sponsor                       | Rnd. | Gesamtzeit | Diff.   | Beste Zeit | In Rd. | Pkt. |
|------|-----|----------------------|--------------------|----------------------------|----------------------------------------|------|------------|---------|------------|--------|------|
| 1    | 3   | Tom Kölsch           | GER-Wilnsdorf      | LH/Briggs & Stratton       | Beule Kart Racing Team / AMC Burbach   | 11   | 11:41.216  |         | 1:03.043   | 5      | 20   |
| 2    | 7   | Justin Krasniqi      | GER-Neuenrade      | Sodi/Briggs & Stratton     | Beule Kart Racing Team / IBG Goeke-Te  | 11   | 11:41.586  | 0.370   | 1:02.795   | 9      | 18   |
| 3    | 18  | Pascal Wlodarczyk    | GER-Wolkenried     | CRG/Briggs & Stratton      | Alljo Hima Kart Team                   | 11   | 11:49.658  | 8.442   | 1:03.905   | 4      | 16   |
| 4    | 19  | Jonas Wollscheid     | GER-Castrop-Rauxel | PCR/Briggs & Stratton      | MSC Bergstadt / Beule Kart             | 11   | 11:53.197  | 11.981  | 1:03.981   | 6      | 15   |
| 5    | 5   | Simon Voghofer       | GER-Hagen          | LH/Briggs & Stratton       | Beule Kart Racing Team                 | 11   | 11:56.269  | 15.053  | 1:03.601   | 3      | 14   |
| 6    | 8   | Max Rosam            | GER-Taunusstein    | PCR/Briggs & Stratton      |                                        | 11   | 11:56.297  | 15.081  | 1:04.080   | 5      | 13   |
| 7    | 75  | Tim Schürmann        | GER-Meinerzhagen   | Interpid/Briggs & Stratton | AJT Halver / GCS / Mein Designer       | 11   | 11:57.172  | 15.956  | 1:04.248   | 6      | 12   |
| 8    | 17  | Marcel Schminke      | GER-Bad Wildungen  | PCR/Briggs & Stratton      | MSC Wolfhagen / ADAC Hessen-Thüring    | 11   | 11:58.593  | 17.377  | 1:04.052   | 5      | 11   |
| 9    | 6   | Elias Sauerbier      | GER-Geismar        | LH/Briggs & Stratton       | ADAC Hessen-Thüringen / Alljo-Hima-Ka  | 11   | 12:01.393  | 20.177  | 1:03.221   | 6      | 10   |
| 10   | 25  | Thomas Pristl        | GER-Espenau        | Swiss Hutless/Briggs & S   | Preuss Motorsport / Luxury Selected Ve | 11   | 12:05.987  | 24.771  | 1:04.421   | 9      | 9    |
| 11   | 4   | Nico Noel Manka      | GER-Unna           | Lewis Hamilton/Briggs & S  | Beule Kart Racing Team / MSC Bork      | 11   | 12:07.615  | 26.399  | 1:04.459   | 9      | 8    |
| 12   | 21  | Stefan Krenz         | GER-Mülheim        | PCR/Briggs & Stratton      | MSC Mülheim e.V.                       | 11   | 12:08.461  | 27.245  | 1:04.482   | 9      | 7    |
| 13   | 54  | Ben Schimke          | GER-Ober-Ramstadt  | Kosmic/Briggs & Stratton   | Alljo Hima Kart Team                   | 11   | 12:09.572  | 28.356  | 1:04.917   | 9      | 6    |
| 14   | 23  | Louis Klinkhammer    | GER-Krombach       | PCR/Briggs & Stratton      | MSC Mülheim e.V.                       | 11   | 12:10.252  | 29.036  | 1:04.857   | 9      | 5    |
| 15   | 2   | Vivien Michelle Reit | GER-Waltrop        | Lewis Hamilton/Briggs & S  | Beule Kart Racing Team / MSC Herten    | 11   | 12:11.583  | 30.367  | 1:04.568   | 9      | 4    |
| 16   | 11  | Louis Rübe           | GER-Wadersloh      | Haase-Corsa/Briggs & S     | AC Oelde                               | 11   | 12:17.469  | 36.253  | 1:04.565   | 6      | 3    |
| 17   | 26  | Niklas Schneider     | GER-Koblenz        | PCR/Briggs & Stratton      |                                        | 11   | 12:24.594  | 43.378  | 1:05.878   | 7      | 2    |
| 18   | 20  | Sören Behrens        | GER-Lemgo          | LH/Briggs & Stratton       | Beule Kart Racing Team                 | 11   | 12:26.299  | 45.083  | 1:05.449   | 5      | 1    |
| 19   | 124 | Christian Wachter    | GER-Kaiserslautern | Intrepid/RK 1              | Rennsport Wachter / Dolmetscher- und   | 11   | 12:27.380  | 46.164  | 1:05.730   | 8      | 20   |
| 20   | 122 | Emely Schmidt        | GER-Neukirchen     | MS Kart/RK 1               | MSC Homburg / ADAC Hessen-Thüringe     | 11   | 12:27.752  | 46.536  | 1:04.495   | 5      | 18   |
| 21   | 16  | Michel Boensmann     | GER-Wuppertal      | Haase-Corsa/Briggs & S     | Thermo Racing Team                     | 11   | 12:27.850  | 46.634  | 1:04.925   | 8      | 1    |
| 22   | 12  | Nick Rommershausen   | GER-Montabaur      | CRG/Briggs & Stratton      | AMC Arzbach                            | 11   | 12:28.464  | 47.248  | 1:05.382   | 10     | 1    |
| 23   | 56  | Marc Dörr            | GER-Eisenberg      | Mach1/Briggs&Stratton      | EBS Kartsport                          | 10   | 11:46.205  | 1 Runde | 1:08.168   | 10     | 1    |
| 24   | 13  | Maximilian Rissler   | GER-Duisburg       | Zanardi/Briggs & Stratton  | Thermo Racing Team                     | 10   | 12:07.200  | 1 Runde | 1:09.631   | 2      | 1    |
| 25   | 24  | Max Bolzenius        | GER-Meschede       | Birel/Briggs & Stratton    | MSC Oeventrop                          | 10   | 12:32.372  | 1 Runde | 1:09.529   | 2      | 1    |

Nicht Klassifiziert (75% = 9 Rnd.)

|     |                |                 |                          |                                      |   |          |           |          |   |   |
|-----|----------------|-----------------|--------------------------|--------------------------------------|---|----------|-----------|----------|---|---|
| 121 | Dominik Hamm   | GER-Büttelborn  | Intrepid/RK1             | HAC Simmern / Wilk Sport / ADAC Mitt | 6 | 7:38.972 | 5 Runden  | 1:06.950 | 2 | 0 |
| 123 | Tim Valentin   | GER-Eppingen    | Mach 1/RK 1              | AC Bretten / Wilk Sport              | 5 | 5:54.823 | 6 Runden  | 1:06.894 | 4 | 0 |
| 28  | Tim Kiendl     | GER-Bitburg     | Birel/Briggs & Stratton  | EMSC Bitburg                         | 5 | 6:24.346 | 6 Runden  | 1:08.706 | 5 | 0 |
| 27  | Philipp Britz  | GER-Saarbrücken | Swiss Corse/Briggs & Str | VdM Bischmisheim / PJM Motorsport    |   | 0.069    | 11 Runden |          | 0 | 0 |
| 77  | Moritz Winkler | GER-Bochum      | Mach 1/Briggs & Stratton | MSC Blau Gelb Essen / Thermo Racing  |   | 1.691    | 11 Runden |          | 0 | 0 |
| 10  | Philipp Heine  | GER-Bad Arolsen | PCR/Briggs & Stratton    | MSC Wolfhagen                        |   | 2.438    | 11 Runden |          | 0 | 0 |
| 15  | Jannik Bock    | GER-Wolfhagen   | PCR/Briggs & Stratton    | MSC Wolfhagen                        |   | 4.061    | 11 Runden |          | 0 | 0 |

## Bemerkungen

Ergebnis vorbehaltlich der technischen und sportlichen Nachuntersuchung

Gestartet: 31 Gewertet: 25 Nicht gewertet: 6

| Vorsprung | Ø km/h | Beste Rundenzeit | km/h   | Beste Runde von     |
|-----------|--------|------------------|--------|---------------------|
| 0.370     | 60,426 | 1:02.795         | 61,342 | 7 - Justin Krasniqi |

Reg-Nr.: K03/2015

Orbits

Zeitnahme Monika Riehmers:

Rennleiter Dominik Rösch:

Schiedsrichter Thomas Ferrero:

Gedruckt: 29.03.2015 16:50:33 Aushang:

h

# WAKC Kerpen

World Formula + RK1

Erftlandring 1,070 Km

Rennen 9 2 Lauf

29.03.2015 15:40

Rennen (11 Runden) gestartet um 16:32:45

| Pos.                               | Nr. | Name                 | Nat.-Wohnort       | Fabrikat                  | Bewerber/Sponsor                       | Rnd. | Gesamtzeit | Diff.     | Beste Zeit | In Rd. | Pkt. |
|------------------------------------|-----|----------------------|--------------------|---------------------------|----------------------------------------|------|------------|-----------|------------|--------|------|
| <b>RK1</b>                         |     |                      |                    |                           |                                        |      |            |           |            |        |      |
| 1                                  | 124 | Christian Wachter    | GER-Kaiserslautern | Intrepid/RK 1             | Rennsport Wachter / Dolmetscher- und   | 11   | 12:27.380  |           | 1:05.730   | 8      | 20   |
| 2                                  | 122 | Emely Schmidt        | GER-Neukirchen     | MS Kart/RK 1              | MSC Homberg / ADAC Hessen-Thüringe     | 11   | 12:27.752  | 0.372     | 1:04.495   | 5      | 18   |
| Nicht Klassifiziert (75% = 9 Rnd.) |     |                      |                    |                           |                                        |      |            |           |            |        |      |
|                                    | 121 | Dominik Hamm         | GER-Büttelborn     | Intrepid/RK1              | HAC Simmern / Wilk Sport / ADAC Mitte  | 6    | 7:38.972   | 5 Runden  | 1:06.950   | 2      | 0    |
|                                    | 123 | Tim Valentin         | GER-Eppingen       | Mach 1/RK 1               | AC Bretten / Wilk Sport                | 5    | 5:54.823   | 6 Runden  | 1:06.894   | 4      | 0    |
| <b>World Formula</b>               |     |                      |                    |                           |                                        |      |            |           |            |        |      |
| 1                                  | 3   | Tom Kölsch           | GER-Wilnsdorf      | LH/Briggs & Stratton      | Beule Kart Racing Team / AMC Burbach   | 11   | 11:41.216  |           | 1:03.043   | 5      | 20   |
| 2                                  | 7   | Justin Krasniqi      | GER-Neuenrade      | Sodi/Briggs & Stratton    | Beule Kart Racing Team / IBG Goeke-Te  | 11   | 11:41.586  | 0.370     | 1:02.795   | 9      | 18   |
| 3                                  | 18  | Pascal Włodarczyk    | GER-Wolkenried     | CRG/Briggs & Stratton     | Alljo Hima Kart Team                   | 11   | 11:49.658  | 8.442     | 1:03.905   | 4      | 16   |
| 4                                  | 19  | Jonas Wollscheid     | GER-Castrop-Rauzel | PCR/Briggs & Stratton     | MSC Bergstadt / Beule Kart             | 11   | 11:53.197  | 11.981    | 1:03.981   | 6      | 15   |
| 5                                  | 5   | Simon Voghofer       | GER-Hagen          | LH/Briggs & Stratton      | Beule Kart Racing Team                 | 11   | 11:56.269  | 15.053    | 1:03.601   | 3      | 14   |
| 6                                  | 8   | Max Rosam            | GER-Taunusstein    | PCR/Briggs & Stratton     |                                        | 11   | 11:56.297  | 15.081    | 1:04.080   | 5      | 13   |
| 7                                  | 75  | Tim Schürmann        | GER-Meinerzhagen   | Interpid/Briggs & Stratt  | AJT Halver / GCS / Mein Designer       | 11   | 11:57.172  | 15.956    | 1:04.248   | 6      | 12   |
| 8                                  | 17  | Marcel Schminke      | GER-Bad Wildungen  | PCR/Briggs & Stratton     | MSC Wolfhagen / ADAC Hessen-Thüring    | 11   | 11:58.593  | 17.377    | 1:04.052   | 5      | 11   |
| 9                                  | 6   | Elias Sauerbier      | GER-Geismar        | LH/Briggs & Stratton      | ADAC Hessen-Thüringen / Alljo-Hima-Ka  | 11   | 12:01.393  | 20.177    | 1:03.221   | 6      | 10   |
| 10                                 | 25  | Thomas Pristl        | GER-Espenau        | Swiss Hutless/Briggs & S  | Preuss Motorsport / Luxury Selected Ve | 11   | 12:05.987  | 24.771    | 1:04.421   | 9      | 9    |
| 11                                 | 4   | Nico Noel Manka      | GER-Unna           | Lewis Hamilton/Briggs &   | Beule Kart Racing Team / MSC Bork      | 11   | 12:07.615  | 26.399    | 1:04.459   | 9      | 8    |
| 12                                 | 21  | Stefan Krenz         | GER-Mülheim        | PCR/Briggs & Stratton     | MSC Mülheim e.V.                       | 11   | 12:08.461  | 27.245    | 1:04.482   | 9      | 7    |
| 13                                 | 54  | Ben Schimke          | GER-Ober-Ramstadt  | Kosmic/Briggs & Stratton  | Alljo Hima Kart Team                   | 11   | 12:09.572  | 28.356    | 1:04.917   | 9      | 6    |
| 14                                 | 23  | Louis Klinkhammer    | GER-Krombach       | PCR/Briggs & Stratton     | MSC Mülheim e.V.                       | 11   | 12:10.252  | 29.036    | 1:04.857   | 9      | 5    |
| 15                                 | 2   | Vivien Michelle Reit | GER-Waltrop        | Lewis Hamilton/Briggs &   | Beule Kart Racing Team / MSC Herten    | 11   | 12:11.583  | 30.367    | 1:04.568   | 9      | 4    |
| 16                                 | 11  | Louis Rüße           | GER-Wadersloh      | Haase-Corsa/Briggs & St   | AC Oelde                               | 11   | 12:17.469  | 36.253    | 1:04.565   | 6      | 3    |
| 17                                 | 26  | Niklas Schneider     | GER-Koblenz        | PCR/Briggs & Stratton     |                                        | 11   | 12:24.594  | 43.378    | 1:05.878   | 7      | 2    |
| 18                                 | 20  | Soren Behrens        | GER-Lemgo          | LH/Briggs & Stratton      | Beule Kart Racing Team                 | 11   | 12:26.299  | 45.083    | 1:05.449   | 5      | 1    |
| 19                                 | 16  | Michel Boensmann     | GER-Wuppertal      | Haase-Corsa/Briggs & St   | Thermo Racing Team                     | 11   | 12:27.850  | 46.634    | 1:04.925   | 8      | 1    |
| 20                                 | 12  | Nick Rommershausen   | GER-Montabaur      | CRG/Briggs & Stratton     | AMC Arzbach                            | 11   | 12:28.464  | 47.248    | 1:05.382   | 10     | 1    |
| 21                                 | 56  | Marc Dörr            | GER-Eisenberg      | Mach1/Briggs&Stratton     | EBS Kartsport                          | 10   | 11:46.205  | 1 Runde   | 1:08.168   | 10     | 1    |
| 22                                 | 13  | Maximilian Rissler   | GER-Duisburg       | Zanardi/Briggs & Stratton | Thermo Racing Team                     | 10   | 12:07.200  | 1 Runde   | 1:09.631   | 2      | 1    |
| 23                                 | 24  | Max Bolzenius        | GER-Meschede       | Birel/Briggs & Stratton   | MSC Oeventrop                          | 10   | 12:32.372  | 1 Runde   | 1:09.529   | 2      | 1    |
| Nicht Klassifiziert (75% = 9 Rnd.) |     |                      |                    |                           |                                        |      |            |           |            |        |      |
|                                    | 28  | Tim Kiendl           | GER-Bitburg        | Birel/Briggs & Stratton   | EMSC Bitburg                           | 5    | 6:24.346   | 6 Runden  | 1:08.706   | 5      | 0    |
|                                    | 27  | Philipp Britz        | GER-Saarbrücken    | Swiss Corse/Briggs & Str  | VdM Bischmisheim / PJM Motorsport      |      | 0.069      | 11 Runden |            | 0      | 0    |
|                                    | 77  | Moritz Winkler       | GER-Bochum         | Mach 1/Briggs & Stratton  | MSC Blau Gelb Essen / Thermo Racing    |      | 1.691      | 11 Runden |            | 0      | 0    |
|                                    | 10  | Philip Heine         | GER-Bad Arolsen    | PCR/Briggs & Stratton     | MSC Wolfhagen                          |      | 2.438      | 11 Runden |            | 0      | 0    |
|                                    | 15  | Jannik Bock          | GER-Wolfhagen      | PCR/Briggs & Stratton     | MSC Wolfhagen                          |      | 4.061      | 11 Runden |            | 0      | 0    |

## Bemerkungen

Ergebnis vorbehaltlich der technischen und sportlichen Nachuntersuchung  
 Gestartet: 31 Gewertet: 25 Nicht gewertet: 6

| Vorsprung | Ø km/h | Beste Rundenzeit | km/h   | Beste Runde von     |
|-----------|--------|------------------|--------|---------------------|
| 0.370     | 60,426 | 1:02.795         | 61,342 | 7 - Justin Krasniqi |

Reg-Nr.: K03/2015

Orbits

Zeitnahme Monika Riehmers:

Rennleiter Dominik Rösch:

Schiedsrichter Thomas Ferrero:

Gedruckt: 29.03.2015 16:50:56 Aushang: h



## WAKC Kerpen

World Formula + RK1

Erftlandring 1,070 Km

Rennen 9 2 Lauf

29.03.2015 15:40

Rennen (11 Runden) gestartet um 16:32:45

| Runde                 | Rundenzeit | Diff.  | Tageszeit    |
|-----------------------|------------|--------|--------------|
| <b>(3) Tom Kölsch</b> |            |        |              |
| 1                     | 1:03.766   | +0.723 | 16:33:48.882 |
| 2                     | 1:03.803   | +0.760 | 16:34:52.685 |
| 3                     | 1:04.091   | +1.048 | 16:35:56.776 |
| 4                     | 1:03.814   | +0.771 | 16:37:00.590 |
| 5                     | 1:03.043   |        | 16:38:03.633 |
| 6                     | 1:03.896   | +0.853 | 16:39:07.529 |
| 7                     | 1:03.143   | +0.100 | 16:40:10.672 |
| 8                     | 1:04.242   | +1.199 | 16:41:14.914 |
| 9                     | 1:03.336   | +0.293 | 16:42:18.250 |
| 10                    | 1:04.376   | +1.333 | 16:43:22.626 |
| 11                    | 1:03.625   | +0.582 | 16:44:26.251 |

| Runde                      | Rundenzeit | Diff.  | Tageszeit    |
|----------------------------|------------|--------|--------------|
| <b>(7) Justin Krasnjic</b> |            |        |              |
| 1                          | 1:06.365   | +3.570 | 16:33:51.400 |
| 2                          | 1:04.021   | +1.226 | 16:34:55.421 |
| 3                          | 1:03.877   | +1.082 | 16:35:59.298 |
| 4                          | 1:03.784   | +0.989 | 16:37:03.082 |
| 5                          | 1:03.811   | +1.016 | 16:38:06.893 |
| 6                          | 1:03.230   | +0.435 | 16:39:10.123 |
| 7                          | 1:02.847   | +0.052 | 16:40:12.970 |
| 8                          | 1:03.275   | +0.480 | 16:41:16.245 |
| 9                          | 1:02.795   |        | 16:42:19.040 |
| 10                         | 1:03.941   | +1.146 | 16:43:22.981 |
| 11                         | 1:03.640   | +0.845 | 16:44:26.621 |

| Runde                         | Rundenzeit | Diff.  | Tageszeit    |
|-------------------------------|------------|--------|--------------|
| <b>(18) Pascal Wlodarczyk</b> |            |        |              |
| 1                             | 1:04.814   | +0.909 | 16:33:50.437 |
| 2                             | 1:04.327   | +0.422 | 16:34:54.764 |
| 3                             | 1:04.229   | +0.324 | 16:35:58.993 |
| 4                             | 1:03.905   |        | 16:37:02.898 |
| 5                             | 1:04.469   | +0.564 | 16:38:07.367 |
| 6                             | 1:04.445   | +0.540 | 16:39:11.812 |
| 7                             | 1:04.542   | +0.637 | 16:40:16.354 |
| 8                             | 1:04.526   | +0.621 | 16:41:20.880 |
| 9                             | 1:05.149   | +1.244 | 16:42:26.029 |
| 10                            | 1:04.214   | +0.309 | 16:43:30.243 |
| 11                            | 1:04.450   | +0.545 | 16:44:34.693 |

| Runde                        | Rundenzeit | Diff.  | Tageszeit    |
|------------------------------|------------|--------|--------------|
| <b>(19) Jonas Wollscheid</b> |            |        |              |
| 1                            | 1:05.561   | +1.580 | 16:33:51.034 |
| 2                            | 1:05.903   | +1.922 | 16:34:56.937 |
| 3                            | 1:05.708   | +1.727 | 16:36:02.645 |
| 4                            | 1:04.563   | +0.582 | 16:37:07.208 |
| 5                            | 1:04.014   | +0.033 | 16:38:11.222 |
| 6                            | 1:03.981   |        | 16:39:15.203 |
| 7                            | 1:04.682   | +0.701 | 16:40:19.885 |
| 8                            | 1:04.536   | +0.555 | 16:41:24.421 |
| 9                            | 1:04.253   | +0.272 | 16:42:28.674 |
| 10                           | 1:05.001   | +1.020 | 16:43:33.675 |
| 11                           | 1:04.557   | +0.576 | 16:44:38.232 |

| Runde                     | Rundenzeit | Diff.  | Tageszeit    |
|---------------------------|------------|--------|--------------|
| <b>(5) Simon Voghofer</b> |            |        |              |
| 1                         | 1:06.272   | +2.671 | 16:33:51.697 |
| 2                         | 1:04.562   | +0.961 | 16:34:56.259 |
| 3                         | 1:03.601   |        | 16:35:59.860 |
| 4                         | 1:03.831   | +0.230 | 16:37:03.691 |
| 5                         | 1:03.792   | +0.191 | 16:38:07.483 |
| 6                         | 1:04.598   | +0.997 | 16:39:12.081 |
| 7                         | 1:04.422   | +0.821 | 16:40:16.503 |
| 8                         | 1:04.495   | +0.894 | 16:41:20.998 |
| 9                         | 1:05.173   | +1.572 | 16:42:26.171 |
| 10                        | 1:10.897   | +7.296 | 16:43:37.068 |
| 11                        | 1:04.236   | +0.635 | 16:44:41.304 |

| Runde                | Rundenzeit | Diff.  | Tageszeit    |
|----------------------|------------|--------|--------------|
| <b>(8) Max Rosam</b> |            |        |              |
| 1                    | 1:06.780   | +2.700 | 16:33:53.085 |
| 2                    | 1:05.418   | +1.338 | 16:34:58.503 |
| 3                    | 1:05.575   | +1.495 | 16:36:04.078 |
| 4                    | 1:04.862   | +0.782 | 16:37:08.940 |
| 5                    | 1:04.080   |        | 16:38:13.020 |
| 6                    | 1:04.295   | +0.215 | 16:39:17.315 |
| 7                    | 1:04.684   | +0.604 | 16:40:21.999 |
| 8                    | 1:04.785   | +0.705 | 16:41:26.784 |
| 9                    | 1:04.767   | +0.687 | 16:42:31.551 |
| 10                   | 1:05.367   | +1.287 | 16:43:36.918 |
| 11                   | 1:04.414   | +0.334 | 16:44:41.332 |

| Runde                     | Rundenzeit | Diff.  | Tageszeit    |
|---------------------------|------------|--------|--------------|
| <b>(75) Tim Schürmann</b> |            |        |              |
| 1                         | 1:07.420   | +3.172 | 16:33:53.679 |
| 2                         | 1:05.476   | +1.228 | 16:34:59.155 |
| 3                         | 1:05.444   | +1.196 | 16:36:04.599 |
| 4                         | 1:05.235   | +0.987 | 16:37:09.834 |
| 5                         | 1:04.334   | +0.086 | 16:38:14.168 |
| 6                         | 1:04.248   |        | 16:39:18.416 |
| 7                         | 1:04.865   | +0.617 | 16:40:23.281 |
| 8                         | 1:05.024   | +0.776 | 16:41:28.305 |
| 9                         | 1:04.407   | +0.159 | 16:42:32.712 |
| 10                        | 1:05.167   | +0.919 | 16:43:37.879 |
| 11                        | 1:04.328   | +0.080 | 16:44:42.207 |

| Runde                       | Rundenzeit | Diff.  | Tageszeit    |
|-----------------------------|------------|--------|--------------|
| <b>(17) Marcel Schminke</b> |            |        |              |
| 1                           | 1:06.442   | +2.390 | 16:33:52.167 |
| 2                           | 1:05.165   | +1.113 | 16:34:57.332 |
| 3                           | 1:05.552   | +1.500 | 16:36:02.884 |
| 4                           | 1:04.723   | +0.671 | 16:37:07.607 |
| 5                           | 1:04.052   |        | 16:38:11.659 |
| 6                           | 1:04.242   | +0.190 | 16:39:15.901 |
| 7                           | 1:04.693   | +0.641 | 16:40:20.594 |
| 8                           | 1:04.394   | +0.342 | 16:41:24.988 |
| 9                           | 1:08.822   | +4.770 | 16:42:33.810 |
| 10                          | 1:05.570   | +1.518 | 16:43:39.380 |
| 11                          | 1:04.248   | +0.196 | 16:44:43.628 |

| Runde                      | Rundenzeit | Diff.  | Tageszeit    |
|----------------------------|------------|--------|--------------|
| <b>(6) Elias Sauerbier</b> |            |        |              |
| 1                          | 1:13.009   | +9.788 | 16:33:58.302 |
| 2                          | 1:07.727   | +4.506 | 16:35:06.029 |
| 3                          | 1:06.363   | +3.142 | 16:36:12.392 |
| 4                          | 1:05.279   | +2.058 | 16:37:17.671 |
| 5                          | 1:05.021   | +1.800 | 16:38:22.692 |
| 6                          | 1:03.221   |        | 16:39:25.913 |
| 7                          | 1:04.862   | +1.641 | 16:40:30.775 |
| 8                          | 1:04.919   | +1.698 | 16:41:35.694 |
| 9                          | 1:03.235   | +0.014 | 16:42:38.929 |
| 10                         | 1:03.657   | +0.436 | 16:43:42.586 |
| 11                         | 1:03.842   | +0.621 | 16:44:46.428 |

| Runde                     | Rundenzeit | Diff.  | Tageszeit    |
|---------------------------|------------|--------|--------------|
| <b>(25) Thomas Pristl</b> |            |        |              |
| 1                         | 1:07.651   | +3.230 | 16:33:55.175 |
| 2                         | 1:07.135   | +2.714 | 16:35:02.310 |
| 3                         | 1:06.771   | +2.350 | 16:36:09.081 |
| 4                         | 1:06.308   | +1.887 | 16:37:15.389 |
| 5                         | 1:05.117   | +0.696 | 16:38:20.506 |
| 6                         | 1:04.744   | +0.323 | 16:39:25.250 |
| 7                         | 1:05.301   | +0.880 | 16:40:30.551 |
| 8                         | 1:06.119   | +1.698 | 16:41:36.670 |
| 9                         | 1:04.421   |        | 16:42:41.091 |
| 10                        | 1:05.134   | +0.713 | 16:43:46.225 |
| 11                        | 1:04.797   | +0.376 | 16:44:51.022 |

| Runde                      | Rundenzeit | Diff. | Tageszeit |
|----------------------------|------------|-------|-----------|
| <b>(4) Nico Noel Manka</b> |            |       |           |

| Runde | Rundenzeit | Diff.  | Tageszeit    |
|-------|------------|--------|--------------|
| 1     | 1:07.469   | +3.010 | 16:33:54.734 |
| 2     | 1:07.250   | +2.791 | 16:35:01.984 |
| 3     | 1:06.475   | +2.016 | 16:36:08.459 |
| 4     | 1:06.251   | +1.792 | 16:37:14.710 |
| 5     | 1:05.066   | +0.607 | 16:38:19.776 |
| 6     | 1:04.666   | +0.207 | 16:39:24.442 |
| 7     | 1:05.729   | +1.270 | 16:40:30.171 |
| 8     | 1:07.009   | +2.550 | 16:41:37.180 |
| 9     | 1:04.459   |        | 16:42:41.639 |
| 10    | 1:05.342   | +0.883 | 16:43:46.981 |
| 11    | 1:05.669   | +1.210 | 16:44:52.650 |

| Runde                    | Rundenzeit | Diff.  | Tageszeit    |
|--------------------------|------------|--------|--------------|
| <b>(21) Stefan Krenz</b> |            |        |              |
| 1                        | 1:09.041   | +4.559 | 16:33:56.296 |
| 2                        | 1:07.681   | +3.199 | 16:35:03.977 |
| 3                        | 1:06.901   | +2.419 | 16:36:10.878 |
| 4                        | 1:06.575   | +2.093 | 16:37:17.453 |
| 5                        | 1:05.764   | +1.282 | 16:38:23.217 |
| 6                        | 1:04.886   | +0.404 | 16:39:28.103 |
| 7                        | 1:05.311   | +0.829 | 16:40:33.414 |
| 8                        | 1:05.947   | +1.465 | 16:41:39.361 |
| 9                        | 1:04.482   |        | 16:42:43.843 |
| 10                       | 1:04.946   | +0.464 | 16:43:48.789 |
| 11                       | 1:04.707   | +0.225 | 16:44:53.496 |

| Runde                   | Rundenzeit | Diff.  | Tageszeit    |
|-------------------------|------------|--------|--------------|
| <b>(54) Ben Schimke</b> |            |        |              |
| 1                       | 1:10.503   | +5.586 | 16:33:57.163 |
| 2                       | 1:07.195   | +2.278 | 16:35:04.358 |
| 3                       | 1:07.385   | +2.468 | 16:36:11.743 |
| 4                       | 1:05.435   | +0.518 | 16:37:17.178 |
| 5                       | 1:05.128   | +0.211 | 16:38:22.306 |
| 6                       | 1:05.423   | +0.506 | 16:39:27.729 |
| 7                       | 1:05.825   | +0.908 | 16:40:33.554 |
| 8                       | 1:06.117   | +1.200 | 16:41:39.671 |
| 9                       | 1:04.917   |        | 16:42:44.588 |
| 10                      | 1:04.972   | +0.055 | 16:43:49.560 |
| 11                      | 1:05.047   | +0.130 | 16:44:54.607 |

| Runde                         | Rundenzeit | Diff.  | Tageszeit    |
|-------------------------------|------------|--------|--------------|
| <b>(23) Louis Klinkhammer</b> |            |        |              |
| 1                             | 1:10.105   | +5.248 | 16:33:56.732 |
| 2                             | 1:08.268   | +3.411 | 16:35:05.000 |
| 3                             | 1:07.242   | +2.385 | 16:36:12.242 |
| 4                             | 1:06.118   | +1.261 | 16:37:18.360 |
| 5                             | 1:05.058   | +0.201 | 16:38:23.418 |
| 6                             | 1:05.256   | +0.399 | 16:39:28.674 |
| 7                             | 1:05.189   | +0.332 | 16:40:33.863 |
| 8                             | 1:06.401   | +1.544 | 16:41:40.264 |
| 9                             | 1:04.857   |        | 16:42:45.121 |
| 10                            | 1:05.197   | +0.340 | 16:43:50.318 |
| 11                            | 1:04.969   | +0.112 | 16:44:55.287 |

| Runde                           | Rundenzeit | Diff.  | Tageszeit    |
|---------------------------------|------------|--------|--------------|
| <b>(2) Vivien Michelle Reit</b> |            |        |              |
| 1                               | 1:09.920   | +5.352 | 16:33:57.872 |
| 2                               | 1:07.803   | +3.235 | 16:35:05.675 |
| 3                               | 1:07.352   | +2.784 | 16:36:13.027 |
| 4                               | 1:07.242   | +2.674 | 16:37:20.269 |
| 5                               | 1:05.270   | +0.702 | 16:38:25.539 |
| 6                               | 1:05.162   | +0.594 | 16:39:30.701 |
| 7                               | 1:05.264   | +0.696 | 16:40:35.965 |
| 8                               | 1:05.864   | +1.296 | 16:41:41.829 |
| 9                               | 1:04.568   |        | 16:42:46.397 |
| 10                              | 1:05.327   | +0.759 | 16:43:51.724 |
| 11                              | 1:04.894   | +0.326 | 16:44:56.618 |

| Runde                  | Rundenzeit | Diff.  | Tageszeit    |
|------------------------|------------|--------|--------------|
| <b>(11) Louis Rübe</b> |            |        |              |
| 1                      | 1:11.296   | +6.731 | 16:34:02.268 |

Reg-Nr.: K03/2015

Orbits

Zeitnahme Monika Riehmers:

Rennleiter Dominik Rösch:

Schiedsrichter Thomas Ferrero:

Gedruckt: 29.03.2015 16:48:15 Aushang:

h

## WAKC Kerpen

World Formula + RK1

Erftlandring 1,070 Km

Rennen 9 2 Lauf

29.03.2015 15:40

Rennen (11 Runden) gestartet um 16:32:45

| Runde | Rundenzeit | Diff.  | Tageszeit    |
|-------|------------|--------|--------------|
| 2     | 1:08.899   | +4.334 | 16:35:11.167 |
| 3     | 1:07.974   | +3.409 | 16:36:19.141 |
| 4     | 1:06.868   | +2.303 | 16:37:26.009 |
| 5     | 1:04.708   | +0.143 | 16:38:30.717 |
| 6     | 1:04.565   |        | 16:39:35.282 |
| 7     | 1:05.253   | +0.688 | 16:40:40.535 |
| 8     | 1:05.659   | +1.094 | 16:41:46.194 |
| 9     | 1:05.199   | +0.634 | 16:42:51.393 |
| 10    | 1:05.988   | +1.423 | 16:43:57.381 |
| 11    | 1:05.123   | +0.558 | 16:45:02.504 |

(26) Niklas Schneider

| Runde | Rundenzeit | Diff.  | Tageszeit    |
|-------|------------|--------|--------------|
| 1     | 1:10.982   | +5.104 | 16:33:59.932 |
| 2     | 1:08.093   | +2.215 | 16:35:08.025 |
| 3     | 1:08.338   | +2.460 | 16:36:16.363 |
| 4     | 1:07.820   | +1.942 | 16:37:24.183 |
| 5     | 1:06.064   | +0.186 | 16:38:30.247 |
| 6     | 1:06.466   | +0.588 | 16:39:36.713 |
| 7     | 1:05.878   |        | 16:40:42.591 |
| 8     | 1:06.637   | +0.759 | 16:41:49.228 |
| 9     | 1:06.547   | +0.669 | 16:42:55.775 |
| 10    | 1:07.248   | +1.370 | 16:44:03.023 |
| 11    | 1:06.606   | +0.728 | 16:45:09.629 |

(20) Sören Behrens

| Runde | Rundenzeit | Diff.  | Tageszeit    |
|-------|------------|--------|--------------|
| 1     | 1:11.652   | +6.203 | 16:34:01.317 |
| 2     | 1:08.974   | +3.525 | 16:35:10.291 |
| 3     | 1:08.534   | +3.085 | 16:36:18.825 |
| 4     | 1:08.187   | +2.738 | 16:37:27.012 |
| 5     | 1:05.449   |        | 16:38:32.461 |
| 6     | 1:06.565   | +1.116 | 16:39:39.026 |
| 7     | 1:06.917   | +1.468 | 16:40:45.943 |
| 8     | 1:06.155   | +0.706 | 16:41:52.098 |
| 9     | 1:06.311   | +0.862 | 16:42:58.409 |
| 10    | 1:06.959   | +1.510 | 16:44:05.368 |
| 11    | 1:05.966   | +0.517 | 16:45:11.334 |

(124) Christian Wachter

| Runde | Rundenzeit | Diff.  | Tageszeit    |
|-------|------------|--------|--------------|
| 1     | 1:10.922   | +5.192 | 16:34:01.751 |
| 2     | 1:08.994   | +3.264 | 16:35:10.745 |
| 3     | 1:09.521   | +3.791 | 16:36:20.266 |
| 4     | 1:07.802   | +2.072 | 16:37:28.068 |
| 5     | 1:05.907   | +0.177 | 16:38:33.975 |
| 6     | 1:06.362   | +0.632 | 16:39:40.337 |
| 7     | 1:06.596   | +0.866 | 16:40:46.933 |
| 8     | 1:05.730   |        | 16:41:52.663 |
| 9     | 1:06.457   | +0.727 | 16:42:59.120 |
| 10    | 1:06.931   | +1.201 | 16:44:06.051 |
| 11    | 1:06.364   | +0.634 | 16:45:12.415 |

(122) Emely Schmidt

| Runde | Rundenzeit | Diff.  | Tageszeit    |
|-------|------------|--------|--------------|
| 1     | 1:11.388   | +6.893 | 16:34:01.948 |
| 2     | 1:09.379   | +4.884 | 16:35:11.327 |
| 3     | 1:08.648   | +4.153 | 16:36:19.975 |
| 4     | 1:13.255   | +8.760 | 16:37:33.230 |
| 5     | 1:04.495   |        | 16:38:37.725 |
| 6     | 1:05.054   | +0.559 | 16:39:42.779 |
| 7     | 1:06.684   | +2.189 | 16:40:49.463 |
| 8     | 1:04.564   | +0.069 | 16:41:54.027 |
| 9     | 1:05.660   | +1.165 | 16:42:59.687 |
| 10    | 1:06.868   | +2.373 | 16:44:06.555 |
| 11    | 1:06.232   | +1.737 | 16:45:12.787 |

(16) Michel Boensmann

| Runde | Rundenzeit | Diff.   | Tageszeit    |
|-------|------------|---------|--------------|
| 1     | 1:19.158   | +14.233 | 16:34:07.398 |
| 2     | 1:08.824   | +3.899  | 16:35:16.222 |

| Runde | Rundenzeit | Diff.  | Tageszeit    |
|-------|------------|--------|--------------|
| 3     | 1:08.134   | +3.209 | 16:36:24.356 |
| 4     | 1:06.780   | +1.855 | 16:37:31.136 |
| 5     | 1:05.835   | +0.910 | 16:38:36.971 |
| 6     | 1:05.490   | +0.565 | 16:39:42.461 |
| 7     | 1:08.770   | +3.845 | 16:40:51.231 |
| 8     | 1:04.925   |        | 16:41:56.156 |
| 9     | 1:05.652   | +0.727 | 16:43:01.808 |
| 10    | 1:05.452   | +0.527 | 16:44:07.260 |
| 11    | 1:05.625   | +0.700 | 16:45:12.885 |

(12) Nick Rommershausen

| Runde | Rundenzeit | Diff.   | Tageszeit    |
|-------|------------|---------|--------------|
| 1     | 1:20.039   | +14.657 | 16:34:08.228 |
| 2     | 1:08.499   | +3.117  | 16:35:16.727 |
| 3     | 1:08.444   | +3.062  | 16:36:25.171 |
| 4     | 1:06.548   | +1.166  | 16:37:31.719 |
| 5     | 1:06.338   | +0.956  | 16:38:38.057 |
| 6     | 1:06.062   | +0.680  | 16:39:44.119 |
| 7     | 1:06.223   | +0.841  | 16:40:50.342 |
| 8     | 1:05.609   | +0.227  | 16:41:55.951 |
| 9     | 1:05.713   | +0.331  | 16:43:01.664 |
| 10    | 1:05.382   |         | 16:44:07.046 |
| 11    | 1:06.453   | +1.071  | 16:45:13.499 |

(56) Marc Dörr

| Runde | Rundenzeit | Diff.  | Tageszeit    |
|-------|------------|--------|--------------|
| 1     | 1:15.550   | +7.382 | 16:34:06.789 |
| 2     | 1:12.114   | +3.946 | 16:35:18.903 |
| 3     | 1:10.008   | +1.840 | 16:36:28.911 |
| 4     | 1:08.978   | +0.810 | 16:37:37.889 |
| 5     | 1:08.462   | +0.294 | 16:38:46.351 |
| 6     | 1:10.081   | +1.913 | 16:39:56.432 |
| 7     | 1:09.871   | +1.703 | 16:41:06.303 |
| 8     | 1:08.437   | +0.269 | 16:42:14.740 |
| 9     | 1:08.332   | +0.164 | 16:43:23.072 |
| 10    | 1:08.168   |        | 16:44:31.240 |

(13) Maximilian Rissler

| Runde | Rundenzeit | Diff.  | Tageszeit    |
|-------|------------|--------|--------------|
| 1     | 1:18.567   | +8.936 | 16:34:10.315 |
| 2     | 1:09.631   |        | 16:35:19.946 |
| 3     | 1:11.206   | +1.575 | 16:36:31.152 |
| 4     | 1:10.921   | +1.290 | 16:37:42.073 |
| 5     | 1:09.896   | +0.265 | 16:38:51.969 |
| 6     | 1:10.989   | +1.358 | 16:40:02.958 |
| 7     | 1:11.081   | +1.450 | 16:41:14.039 |
| 8     | 1:11.959   | +2.328 | 16:42:25.998 |
| 9     | 1:14.632   | +5.001 | 16:43:40.630 |
| 10    | 1:11.605   | +1.974 | 16:44:52.235 |

(24) Max Bolzenius

| Runde | Rundenzeit | Diff.   | Tageszeit    |
|-------|------------|---------|--------------|
| 1     | 1:20.329   | +10.800 | 16:34:11.857 |
| 2     | 1:09.529   |         | 16:35:21.386 |
| 3     | 1:10.430   | +0.901  | 16:36:31.816 |
| 4     | 1:11.302   | +1.773  | 16:37:43.118 |
| 5     | 1:10.669   | +1.140  | 16:38:53.787 |
| 6     | 1:12.142   | +2.613  | 16:40:05.929 |
| 7     | 1:13.335   | +3.806  | 16:41:19.264 |
| 8     | 1:20.296   | +10.767 | 16:42:39.560 |
| 9     | 1:19.341   | +9.812  | 16:43:58.901 |
| 10    | 1:18.506   | +8.977  | 16:45:17.407 |

(121) Dominik Hamm

| Runde | Rundenzeit | Diff.   | Tageszeit    |
|-------|------------|---------|--------------|
| 1     | 1:48.815   | +41.865 | 16:34:34.802 |
| 2     | 1:06.950   |         | 16:35:41.752 |
| 3     | 1:09.940   | +2.990  | 16:36:51.692 |
| 4     | 1:09.305   | +2.355  | 16:38:00.997 |
| 5     | 1:11.298   | +4.348  | 16:39:12.295 |
| 6     | 1:11.712   | +4.762  | 16:40:24.007 |

(123) Tim Valentin

| Runde | Rundenzeit | Diff.   | Tageszeit    |
|-------|------------|---------|--------------|
| 1     | 1:09.629   | +2.735  | 16:33:58.201 |
| 2     | 1:08.250   | +1.356  | 16:35:06.451 |
| 3     | 1:07.218   | +0.324  | 16:36:13.669 |
| 4     | 1:06.894   |         | 16:37:20.563 |
| 5     | 1:19.295   | +12.401 | 16:38:39.858 |

(28) Tim Kiendl

| Runde | Rundenzeit | Diff.   | Tageszeit    |
|-------|------------|---------|--------------|
| 1     | 1:39.073   | +30.367 | 16:34:28.345 |
| 2     | 1:11.344   | +2.638  | 16:35:39.689 |
| 3     | 1:11.638   | +2.932  | 16:36:51.327 |
| 4     | 1:09.348   | +0.642  | 16:38:00.675 |
| 5     | 1:08.706   |         | 16:39:09.381 |

**WAK Kerpen 29.03.15**  
**Strecke: Erftlandring**  
**Tageswertung Klasse World Formula**

| Pos | Nr. | Vorname         | Nachname      | Pos<br>Zeittraining | Punkte<br>Rennen 1 | Punkte<br>Rennen 2 | Punkte<br>Gesamt |
|-----|-----|-----------------|---------------|---------------------|--------------------|--------------------|------------------|
| 1   | 7   | Justin          | Krasniqi      | 5                   | 20                 | 18                 | 38               |
| 2   | 3   | Tom             | Kölsch        | 4                   | 16                 | 20                 | 36               |
| 3   | 18  | Pascal          | Wlodarczyk    | 6                   | 13                 | 16                 | 29               |
| 4   | 5   | Simon           | Voghofer      | 2                   | 14                 | 14                 | 28               |
| 5   | 19  | Jonas           | Wollscheid    | 8                   | 12                 | 15                 | 27               |
| 6   | 6   | Elias           | Sauerbier     | 3                   | 15                 | 10                 | 25               |
| 7   | 8   | Max             | Rosam         | 17                  | 10                 | 13                 | 23               |
| 8   | 17  | Marcel          | Schminke      | 7                   | 11                 | 11                 | 22               |
| 9   | 75  | Tim             | Schürmann     | 14                  | 9                  | 12                 | 21               |
| 10  | 27  | Philipp         | Britz         | 1                   | 18                 | 0                  | 18               |
| 11  | 54  | Ben             | Schimke       | 10                  | 8                  | 6                  | 14               |
| 12  | 21  | Stefan          | Krenz         | 13                  | 6                  | 7                  | 13               |
| 13  | 23  | Louis           | Klinkhammer   | 12                  | 7                  | 5                  | 12               |
| 14  | 4   | Nico Noel       | Manka         | 9                   | 3                  | 8                  | 11               |
| 15  | 25  | Thomas          | Pristl        | 16                  | 2                  | 9                  | 11               |
| 16  | 77  | Moritz          | Winkler       | 19                  | 5                  | 0                  | 5                |
| 17  | 2   | Vivien Michelle | Reit          | 24                  | 1                  | 4                  | 5                |
| 18  | 10  | Philip          | Heine         | 20                  | 4                  | 0                  | 4                |
| 19  | 11  | Louis           | Rüße          | 15                  | 0                  | 3                  | 3                |
| 20  | 26  | Niklas          | Schneider     | 21                  | 1                  | 2                  | 3                |
| 21  | 16  | Michel          | Boensmann     | 18                  | 1                  | 1                  | 2                |
| 22  | 12  | Nick            | Rommershausen | 23                  | 1                  | 1                  | 2                |
| 23  | 24  | Max             | Bolzenius     | 25                  | 1                  | 1                  | 2                |
| 24  | 56  | Marc            | Dörr          | 26                  | 1                  | 1                  | 2                |
| 25  | 13  | Maximilian      | Rissler       | 27                  | 1                  | 1                  | 2                |
| 26  | 20  | Sören           | Behrens       | 28                  | 1                  | 1                  | 2                |
| 27  | 15  | Jannik          | Bock          | 11                  | 1                  | 0                  | 1                |
| 28  | 28  | Tim             | Kiendl        | 22                  | 1                  | 0                  | 1                |

Ergebnis vorbehaltlich der technischen und sportlichen Nachuntersuchung!!!

Rennleiter Dominik Rösch

Zeitnahme Monika Riehmers



Schiedsrichter Thomas Ferrero

Aushangzeit:

**WAKC Kerpen 29.03.15**  
**Strecke: Erftlandring**  
**Tageswertung Klasse RK1**

| Pos | Nr. | Vorname   | Nachname | Pos<br>Zeittraining | Punkte<br>Rennen 1 | Punkte<br>Rennen 2 | Punkte<br>Gesamt |
|-----|-----|-----------|----------|---------------------|--------------------|--------------------|------------------|
| 1   | 124 | Christian | Wachter  | 2                   | 0                  | 20                 | 20               |
| 2   | 121 | Dominik   | Hamm     | 3                   | 20                 | 0                  | 20               |
| 3   | 122 | Emely     | Schmidt  | 1                   | 0                  | 18                 | 18               |
| 4   | 123 | Tim       | Valentin | 4                   | 18                 | 0                  | 18               |

---

Ergebnis vorbehaltlich der technischen und sportlichen Nachuntersuchung!!!

Rennleiter Dominik Rösch

Zeitnahme Monika Riehmers



Schiedsrichter Thomas Ferrero

Aushangzeit: