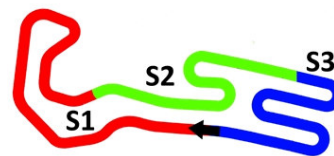




43° TROFEO DELLE INDUSTRIE

7-9 NOVEMBRE 2014

South Garda Karting - Lonato - Italy



KFJ Qualifying Practices Merge (QP-M) Results

Document 19 OFFICIAL

Rnk	No.	Conditore / Driver	Nat	QP-G1	QP-G2	Time	Gap	Laps	Group
1	329	Lombardo Davide	ITA	-	49.817	49.817		11	A
2	318	Volegov Nikita	RUS	53.302	-	53.302	3.485	10	B
3	345	Travnikov Sergey	RUS	-	49.954	49.954	0.137	8	C
4	327	Fernandez Wahbeh Sebastian	VEN	53.545	-	53.545	3.728	11	A
5	303	Alesi Giuliano	CHE	-	49.994	49.994	0.177	10	B
6	320	Reicher Simon	AUT	53.670	-	53.670	3.853	10	C
7	356	Sun Yue Yang	CHN	-	50.049	50.049	0.232	11	A
8	304	Moreira Laliberte Kami	CAN	53.696	-	53.696	3.879	10	B
9	315	Vips Yuri	EST	-	50.144	50.144	0.327	11	C
10	351	Lvov Igor	RUS	53.780	-	53.780	3.963	11	A
11	302	Lorandi Leonardo	ITA	-	50.148	50.148	0.331	9	B
12	305	Vartanyan Alexander	RUS	53.800	-	53.800	3.983	11	C
13	342	Hoyer Mikkel	DNK	-	50.327	50.327	0.510	10	A
14	354	Vasile Daniel	ROU	53.811	-	53.811	3.994	11	B
15	355	Roes Andersen Casper	DNK	-	50.540	50.540	0.723	11	C
16	352	Colombo Lorenzo	ITA	53.893	-	53.893	4.076	11	A
17	334	Sargeant Logan	USA	-	50.662	50.662	0.845	11	B
18	331	Van Kalmthout Rinus	NLD	53.922	-	53.922	4.105	11	C
19	332	Zotov Gleb	RUS	-	50.674	50.674	0.857	9	A
20	312	Lappalainen Konsta	FIN	53.986	-	53.986	4.169	10	B
21	339	Verkroost Bard	NLD	-	50.752	50.752	0.935	11	C
22	348	Petrov Artem	RUS	53.995	-	53.995	4.178	11	A
23	322	Scherer Fabio	CHE	-	51.050	51.050	1.233	10	B
24	324	Jern Joel	SWE	54.095	-	54.095	4.278	11	C
25	333	Mironov Maxim	UKR	-	51.433	51.433	1.616	6	A
26	340	Dose Emil	DNK	54.106	-	54.106	4.289	8	B
27	330	Pascu Nicholas	ROU	-	51.658	51.658	1.841	10	C
28	336	Ye Yi Fei	CHN	54.133	-	54.133	4.316	11	A
29	326	Malvestiti Federico	ITA	-	51.895	51.895	2.078	8	B
30	321	Ponomarenko Milen	RUS	54.138	-	54.138	4.321	10	C
31	311	Blomqvist Isac	SWE	-	52.252	52.252	2.435	8	A
32	347	Slurskiy Artem	RUS	54.147	-	54.147	4.330	11	B
33	310	Lindh Rasmus	SWE	-	52.255	52.255	2.438	10	C
34	316	Galletto Francesco	ITA	54.261	-	54.261	4.444	7	A
35	353	Zanchi Ludovic	ITA	-	52.277	52.277	2.460	10	B
36	319	Fetisov Bogdan	RUS	54.296	-	54.296	4.479	10	C
37	349	Aleksandrov Nikita	RUS	-	53.041	53.041	3.224	10	A
38	306	Svensson Emma	SWE	54.320	-	54.320	4.503	10	B
39	350	Kochev Konstantin	RUS	-	53.175	53.175	3.358	11	C
40	338	Lundgaard Christian	DNK	54.341	-	54.341	4.524	10	A
41	344	Peklin Ivan	RUS	-	53.416	53.416	3.599	11	B
42	325	Caldana Anthon	SWE	54.357	-	54.357	4.540	11	C

Gap Between Series : 107.00%

43° Trofeo delle Industrie (ITA) 07-09/11/2014

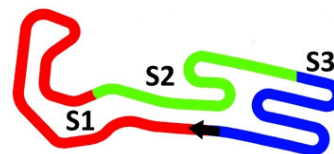
FICr Mantova



43° TROFEO DELLE INDUSTRIE

7-9 NOVEMBRE 2014

South Garda Karting - Lonato - Italy



KFJ Qualifying Practices Merge (QP-M) Results

Document 19 OFFICIAL

Rnk	No.	Conditore / Driver	Nat	QP-G1	QP-G2	Time	Gap	Laps	Group
43	335	Mazrul Haizad Adam Haikal		-	53.437	53.437	3.620	11	A
44	337	Pankiewicz Julia		54.412	-	54.412	4.595	10	B
45	314	Nosov Ivan		-	55.007	55.007	5.190	6	C
46	343	Novalak Clement		54.441	-	54.441	4.624	10	A
47	323	Lazzaroni Filippo		-	55.221	55.221	5.404	9	B
48	328	Sereia Gabriel		54.532	-	54.532	4.715	10	C
49	308	Smorodinov Alexey		54.749	-	54.749	4.932	11	A
50	346	Slurskiy Zahar		57.443	-	57.443	7.626	3	B
Not Classified									
	301	Cicognini Domenico		No Time	-				C
	307	Kalinin Mikhail		-	No Time				A
	309	Ljungdahl Julius		-	No Time				B

Gap Between Series : 107.00%

43° Trofeo delle Industrie (ITA) 07-09/11/2014
FICr Mantova

Page 2 / 2

Apex Timing

Data processing and charts editing provided by:

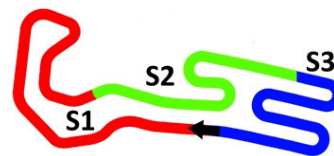




43° TROFEO DELLE INDUSTRIE

7-9 NOVEMBRE 2014

South Garda Karting - Lonato - Italy



KFJ Qualifying Heats Merge (QH) Results

Document 29.1 OFFICIAL

Rnk	No.	Concorrente / Entrant	Nat	Conditore / Driver	Nat	A-B	A-C	B-C	QP-M	Points
1	329	RB Kart Technology Sa	CHE	Lombardo Davide	ITA	0	2	-	1	2
2	327	RB Kart Technology Sa	CHE	Fernandez Wahbeh Sebastian	ITA	2	0	-	4	2
3	305	Ward Racing	SWE	Vartanyan Alexander	RUS	-	3	0	12	3
4	318	Team Komarov	RUS	Volegov Nikita	RUS	3	-	4	2	7
5	302	Baby Race Srl	ITA	Lorandi Leonardo	ITA	4	-	3	11	7
6	303	Baby Race Srl	ITA	Alesi Giuliano	CHE	6	-	5	5	11
7	355	Ricky Flynn	GBR	Roes Andersen Casper	DNK	-	9	2	15	11
8	334	Ricky Flynn	GBR	Sargeant Logan	USA	5	-	6	17	11
9	352	Colombo Giuseppe	ITA	Colombo Lorenzo	ITA	7	6	-	16	13
10	356	Ricky Flynn	GBR	Sun Yue Yang	CHN	9	5	-	7	14
11	348	DR Srl	ITA	Petrov Artem	RUS	11	4	-	22	15
12	320	M.M. Racing Kart	LUX	Reicher Simon	AUT	-	8	8	6	16
13	315	Ricky Flynn Motorsport	GBR	Vips Yuri	EST	-	10	7	9	17
14	310	Praga Kart Racing	CZE	Lindh Rasmus	SWE	-	7	11	33	18
15	354	Real Racing	ROU	Vasile Daniel	ROU	10	-	9	14	19
16	342	Forza Racing	GBR	Hoyer Mikkel	DNK	8	12	-	13	20
17	345	DR Srl	ITA	Travnikov Sergey	RUS	-	11	12	3	23
18	331	Van Kalmthout Martjn	NLD	Van Kalmthout Rinus	NLD	-	15	13	18	28
19	338	Lundgaard Racing	DNK	Lundgaard Christian	DNK	14	16	-	40	30
20	336	Kartronix International	GBR	Ye Yi Fei	CHN	17	14	-	28	31
21	311	Ward Racing	SWE	Blomqvist Isac	FIN	13	19	-	31	32
22	312	Ward Racing	SWE	Lappalainen Konsta	FIN	25	-	10	20	35
23	309	Ward Racing	SWE	Ljungdahl Julius	SWE	20	-	16	-	36
24	343	Team Oakes	GBR	Novalak Clement	CHE	15	22	-	46	37
25	337	Forza Racing	GBR	Pankiewicz Julia	POL	19	-	19	44	38
26	351	Energy Corse Srl	ITA	Lvon Igor	RUS	22	17	-	10	39
27	321	BRT	ROU	Ponomarenko Milen	RUS	-	24	15	30	39
28	308	Ward Racing	SWE	Smorodinov Alexey	RUS	21	20	-	49	41

REPECHAGE

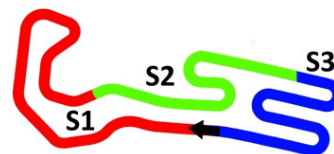
29	304	Baby Race Srl	ITA	Moreira Laliberte Kami	CAN	12	-	31	8	43
30	332	Kart Prom Team	LUX	Zotov Gleb	RUS	18	26	-	19	44
31	353	Zanchi Alessandro	ITA	Zanchi Ludovic	ITA	24	-	20	35	44
32	350	Energy Corse Srl	ITA	Kochev Konstantin	RUS	-	27	18	39	45
33	333	Kart Prom Team	LUX	Mironov Maxim	GBR	16	30	-	25	46
34	349	Energy Corse Srl	ITA	Aleksandrov Nikita	RUS	23	23	-	37	46
35	347	DR Srl	ITA	Slurskiy Artem	RUS	26	-	21	32	47
36	319	Team Komarov	RUS	Fetisov Bogdan	RUS	-	33	14	36	47
37	328	RB Kart Technology Sa	CHE	Sereia Gabriel	SWE	-	13	37	48	50
38	306	Ward Racing	SWE	Svensson Emma	GBR	27	-	24	38	51
39	322	Comer Spa	ITA	Scherer Fabio	CHE	35	-	17	23	52
40	346	DR Srl	ITA	Slurskiy Zahar	RUS	29	-	23	50	52
41	323	Lazzaroni Pier Roberto	ITA	Lazzaroni Filippo	ITA	28	-	25	47	53
42	339	Keijzer Racing	NLD	Verkroost Bard	NLD	-	32	22	21	54
43	316	Ksracing Sagl Galletto Adolfo	CHE	Galletto Francesco	ITA	36	18	-	34	54
44	307	Ward Racing	SWE	Kalinin Mikhail	RUS	34	21	-	-	55
45	335	Ricky Flynn	GBR	Mazrul Haizad Adam Haikal	MYS	32	25	-	43	57
46	330	Morsicani Racing Sas	ITA	Pascu Nicholas	ROU	-	29	29	27	58
47	344	Victory Racing Team	LUX	Peklin Ivan	RUS	31	-	27	41	58
48	325	AB Motorsport Racing Team	ITA	Caldana Anthon	SWE	-	31	28	42	59
49	324	AB Motorsport Racing Team	ITA	John Joel	SWE	-	28	32	24	60
50	340	Dose Peter	DNK	Dose Emil	DNK	30	-	30	26	60
51	314	Dozari Team	RUS	Nosov Ivan	RUS	-	34	26	45	60
52	326	Malvestiti Alberto	ITA	Malvestiti Federico	ITA	33	-	38	29	71
53	301	Cicognini Ivo	ITA	Cicognini Domenico	ITA	-	41	41	-	82



43° TROFEO DELLE INDUSTRIE

7-9 NOVEMBRE 2014

South Garda Karting - Lonato - Italy



KFJ Repechage (REP) Risultati

Document 35 OFFICIAL

Rnk	No.	Concorrente / Entrant	Nat	Conditore / Driver	Nat	Materiale / Material	Time	Laps	Best Lap	Gap	Sector 1	Sector 2	Sector 3	Penalty
1	▲8	328 RB Kart Technology Sa	CHE	Sereia Gabriel	BRA	Exprit / Vortex / Vega	14:24.127	15	56.551		17.039	17.726	21.786	
2	▲9	322 Comer Spa	ITA	Scherer Fabio	CHE	Top Kart / Parilla / Vega	14:30.630	15	56.979	6.503	17.126	17.709	22.144	
3	▼1	332 Kart Prom Team	UKR	Zotov Gleb	RUS	Tony Kart / TM / Vega	14:34.192	15	57.424	10.065	17.260	17.971	22.193	
4	▲10	339 Keijzer Racing	NLD	Verkroost Bard	NLD	Zanardi / Parilla / Vega	14:34.311	15	56.982	10.184	17.159	17.792	22.031	
5	▲2	347 DR Srl	ITA	Slurskiy Artem	RUS	DR / TM / Vega	14:34.614	15	57.324	10.487	17.301	17.881	22.142	
6	▼1	333 Kart Prom Team	UKR	Mironov Maxim	UKR	Tony Kart / TM / Vega	14:35.364	15	57.717	11.237	17.493	18.078	22.146	

GOOD BYE

7	▲13	325 AB Motorsport Racing Team	ITA	Caldana Anthon	SWE	Zanardi / Parilla / Vega	14:36.482	15	57.108	12.355	17.360	17.872	21.876	
8	▲7	316 Ksracing Sagl Galletto A	CHE	Galletto Francesco	ITA	Zanardi / TM / Vega	14:36.679	15	56.722	12.552	17.132	17.798	21.792	
9	▲8	335 Ricky Flynn	GBR	Mazrul Haizad Adan	USA	FA Kart / Vortex / Vega	14:37.271	15	57.247	13.144	17.432	17.877	21.938	
10	▲2	346 DR Srl	ITA	Slurskiy Zahar	RUS	DR / TM / Vega	14:38.341	15	57.024	14.214	17.422	17.747	21.855	
11	▲11	340 Dose Peter	DNK	Dose Emil	DNK	Kosmic / Vortex / Vega	14:39.107	15	57.148	14.980	17.029	17.854	22.265	
12	▲9	324 AB Motorsport Racing Team	ITA	Jern Joel	SWE	Zanardi / Parilla / Vega	14:40.149	15	57.011	16.022	17.274	17.803	21.934	
13	▼9	350 Energy Corse Srl	ITA	Kochev Konstantin	RUS	Energy / Parilla / Vega	14:42.851	15	57.218	18.724	17.134	18.081	22.003	
14	▼6	319 Team Komarov	RUS	Fetisov Bogdan	RUS	Tony Kart / Parilla / Vega	14:43.527	15	57.297	19.400	17.123	17.988	22.186	
15	▲9	326 Malvestiti Alberto	ITA	Malvestiti Federico	ITA	Tony Kart / Vortex / Vega	14:45.553	15	56.895	21.426	17.179	17.680	22.036	
16	▼10	349 Energy Corse Srl	ITA	Aleksandrov Nikita	RUS	Energy / Parilla / Vega	14:47.997	15	57.285	23.870	17.255	17.920	22.110	
17	▼1	307 Ward Racing	SWE	Kalinin Mikhail	RUS	Tony Kart / Vortex / Vega	14:50.579	15	57.750	26.452	17.645	18.130	21.975	
18	▲5	314 Dozari Team	RUS	Nosov Ivan	RUS	Tony Kart / TM / Vega	14:52.227	15	57.779	28.100	17.534	18.115	22.130	
19	▼6	323 Lazzaroni Pier Roberto	ITA	Lazzaroni Filippo	ITA	Art Grand Prix / TM / Vega	14:51.789	15	57.762	37.662	17.502	17.949	22.311	+10.000
20	▼17	353 Zanchi Alessandro	ITA	Zanchi Ludovic	ITA	Formula K / TM / Vega	5:53.348	6	57.925	9 Laps	17.771	18.075	22.079	
21	▼3	330 Morsicani Racing Sas	ITA	Pascu Nicholas	ROU	Tony Kart / Vortex / Vega	3:09.562	3	59.565	12 Laps	18.914	18.217	22.434	

No.323 Lazzaroni Filippo : Decision from Race Director

Not Classified

344	Victory Racing Team	UKR	Peklin Ivan	RUS	Energy / TM / Vega	4.933			DNS					
304	Baby Race Srl	ITA	Moreira Laliberte Kami	CAN	Tony Kart / Vortex / Vega				Retired					
306	Ward Racing	SWE	Svensson Emma	SWE	Kosmic / Vortex / Vega	14:37.508		57.343	xcluded	17.277	17.698	22.368		

No.306 Svensson Emma : Decision n°15 from Stewards

Start Time : 09/11 - 11:14:24

Weather : Cloudy Air : 15°C Track : Wet

Leaders : No.332 Zotov Gleb (1-5) / No.328 Sereia Gabriel (6-15)

Best Lap : No.328 Sereia Gabriel 56.551 64,29 Kph

Event Record : No.304 Moreira Laliberte Kami 39.880 91,17 Kph

43° Trofeo delle Industrie (ITA) 07-09/11/2014

FICr Mantova

Page 1 / 1

Apex Timing

Data processing and charts editing provided by:

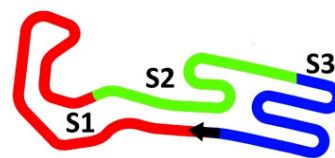




43° TROFEO DELLE INDUSTRIE

7-9 NOVEMBRE 2014

South Garda Karting - Lonato - Italy



KFJ Repechage (REP) Lap Chart

For information purposes. No official / regulatory value

	1	2	3	4	5	6	7	8	9	10	11	12	13	14	15	16	17	18	19	20	21	22	23	24
Grid	304	332	353	350	333	349	347	319	328	306	322	346	323	339	316	307	335	330	344	325	324	340	314	326
Start	332	353	333	350	347	328	319	349	322	306	323	339	346	316	335	307	344	330	324	325	314	340	326	
Lap 1 Interval	332	333 0.2	353 0.6	328 0.2	347 0.6	350 0.2	319 0.3	322 0.3	306 0.5	349 0.7	339 0.3	340 1.0	335 0.1	325 0.2	324 0.2	326 0.6	346 0.4	330 1.7	316 0.1	323 0.9	307 0.0	314 0.6		
Lap 2	332	333 0.1	353 0.5	328 0.3	347 0.7	350 0.2	319 0.3	322 0.3	306 0.1	339 1.1	335 1.1	340 0.0	349 0.3	325 0.0	324 0.5	316 2.4	346 0.3	330 0.9	307 0.6	326 0.3	323 0.4	314 0.5		
Lap 3	332	333 0.2	328 0.3	353 0.5	347 1.2	350 0.3	322 0.6	306 0.2	339 0.1	319 0.2	340 1.0	335 0.1	325 1.1	349 0.7	324 0.1	316 0.8	346 0.3	307 2.0	326 0.6	330 0.6	314 0.7	323 0.4		
Lap 4	332	333 0.2	328 0.2	353 0.3	347 1.6	322 0.3	350 0.5	339 0.4	306 0.4	340 0.7	335 0.1	319 0.3	325 0.8	324 1.1	316 0.7	346 0.4	349 0.6	307 0.7	326 0.8	314 2.5	323 0.5			
Lap 5	332	328 0.0	353 0.4	333 0.3	322 1.5	347 0.3	306 1.1	350 0.6	340 0.3	335 0.0	319 0.5	325 0.3	339 0.6	324 0.6	316 0.3	346 0.4	307 1.8	349 0.5	326 0.2	314 3.1	323 0.9			
Lap 6	328	332 0.7	333 0.4	353 0.3	322 0.7	347 1.0	306 0.5	335 1.1	319 0.8	325 0.3	339 0.2	324 0.9	316 0.3	346 0.4	340 0.8	350 0.9	307 0.4	326 0.7	349 1.0	314 2.5	323 1.0			
Lap 7	328	332 1.5	333 0.4	322 0.5	347 1.5	306 0.5	335 0.8	319 0.9	339 0.6	325 0.2	324 0.8	316 0.3	346 0.3	340 0.8	350 0.9	307 0.5	326 0.4	349 2.2	314 2.3	323 0.8				
Lap 8	328	332 2.5	333 0.2	322 0.1	347 1.7	306 0.3	335 0.4	339 1.4	319 0.2	325 0.7	324 0.7	316 0.2	346 0.7	340 0.7	350 1.1	307 0.6	326 0.3	349 3.0	314 2.1	323 0.5				
Lap 9	328	332 3.6	322 0.2	333 0.1	347 1.3	306 0.2	335 0.2	339 1.3	325 1.3	324 0.6	316 0.2	346 0.6	340 0.7	350 1.4	307 0.9	326 0.2	319 0.3	349 3.0	314 1.7	323 0.3				
Lap 10	328	322 4.5	332 0.6	333 0.2	347 0.7	306 0.3	335 0.1	339 0.6	325 1.4	324 0.8	316 0.3	346 0.4	340 1.3	350 2.1	326 0.4	307 0.3	319 0.5	349 3.1	314 1.5	323 0.2				
Lap 11	328	322 4.9	332 0.9	333 0.2	347 0.9	306 0.1	339 0.6	335 0.2	325 1.1	324 0.6	316 0.3	346 0.7	340 0.8	350 2.7	326 0.2	307 0.8	319 0.5	349 3.3	314 1.5	323 0.3				
Lap 12	328	322 5.4	332 1.5	333 0.2	347 0.5	306 0.3	339 0.2	335 0.3	325 1.0	316 1.6	346 0.9	340 0.6	324 1.4	350 1.4	326 0.2	319 1.0	307 0.5	349 3.2	314 1.6	323 0.3				
Lap 13	328	322 5.7	332 2.6	347 0.1	333 0.0	339 0.2	335 0.8	325 0.6	306 1.1	316 0.0	346 1.6	340 0.7	324 1.1	350 1.7	326 0.3	319 0.8	307 0.9	349 3.4	314 1.4	323 0.3				
Lap 14	328	322 6.1	332 3.0	347 0.0	339 0.5	333 0.3	335 0.1	325 0.5	316 1.0	306 0.8	346 0.9	340 0.8	324 1.0	350 2.6	319 0.5	326 2.4	349 2.0	314 1.8	307 0.2	323 0.3				
Lap 15	328	322 6.5	332 3.5	339 0.1	347 0.3	333 0.7	325 1.1	316 0.1	335 0.5	306 0.2	346 0.8	340 0.7	324 1.0	350 2.7	319 0.6	326 2.0	349 2.4	307 2.5	323 1.2	314 0.4				

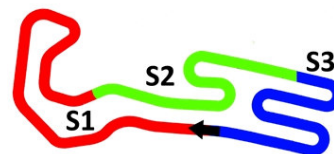




43° TROFEO DELLE INDUSTRIE

7-9 NOVEMBRE 2014

South Garda Karting - Lonato - Italy



KFJ KfJ Repechage (REP) Analysis

For information purposes. No official / regulatory value

Laps	Sector 1	Sector 2	Sector 3	Lap Time
No.306 Svensson Emma				
1	19.021	19.280	22.067	1:00.368
2	17.826	18.103	22.139	58.068
3	18.433	18.229	22.262	58.924
4	18.673	18.255	21.950	58.878
5	17.827	18.260	21.894	57.981
6	17.526	18.047	22.030	57.603
7	17.806	18.046	22.059	57.911
8	17.610	18.022	22.048	57.680
9	17.582	18.072	22.054	57.708
10	17.606	18.213	22.282	58.101
11	17.512	18.217	21.986	57.715
12	17.762	17.910	21.828	57.500
13	17.820	17.986	24.148	59.954
14	18.090	17.859	21.866	57.815
15	17.277	17.698	22.368	57.343

Laps	Sector 1	Sector 2	Sector 3	Lap Time
No.307 Kalinin Mikhail				
1	24.734	18.747	22.666	1:06.147
2	18.425	18.531	22.095	59.051
3	17.878	18.262	22.063	58.203
4	17.645	18.130	21.975	57.750
5	17.668	18.243	22.260	58.171
6	17.821	18.207	22.142	58.170
7	17.731	18.228	22.069	58.028
8	17.689	18.352	22.117	58.158
9	17.791	18.109	22.337	58.237
10	17.650	18.245	22.618	58.513
11	17.669	18.284	22.087	58.040
12	17.834	18.531	22.263	58.628
13	17.546	18.024	22.324	57.894
14	17.238	23.382	22.314	1:02.934
15	17.495	18.060	22.198	57.753

Laps	Sector 1	Sector 2	Sector 3	Lap Time
No.314 Nosov Ivan				
1	25.469	18.476	22.299	1:06.244
2	18.038	18.534	23.130	59.702
3	17.986	18.504	22.376	58.866
4	18.293	18.435	22.430	59.158
5	17.914	18.503	22.291	58.708
6	17.963	18.402	22.260	58.625
7	18.009	18.377	22.348	58.734
8	18.035	18.247	22.292	58.574
9	17.836	18.215	22.175	58.226
10	17.712	18.313	22.269	58.294

Laps	Sector 1	Sector 2	Sector 3	Lap Time
11	17.754	18.186	22.256	58.196
12	17.431	18.424	22.265	58.120
13	17.534	18.115	22.130	57.779
14	17.391	18.277	22.179	57.847
15	17.558	18.730	23.381	59.669

Laps	Sector 1	Sector 2	Sector 3	Lap Time
No.316 Galletto Francesco				
1	19.269	18.955	27.503	1:05.727
2	18.198	18.024	21.976	58.198
3	17.682	18.107	21.837	57.626
4	18.122	18.043	22.144	58.309
5	17.689	18.102	21.953	57.744
6	17.643	18.228	21.939	57.810
7	18.028	17.833	22.063	57.924
8	17.669	18.032	21.924	57.625
9	17.742	17.919	22.012	57.673
10	17.489	18.120	21.995	57.604
11	17.618	17.881	21.948	57.447
12	17.545	18.378	21.763	57.686
13	17.132	17.798	21.792	56.722
14	17.472	17.671	21.806	56.949
15	17.093	17.692	22.532	57.317

Laps	Sector 1	Sector 2	Sector 3	Lap Time
No.319 Fetisov Bogdan				
1	18.611	18.615	22.328	59.554
2	17.966	18.338	22.167	58.471
3	18.850	19.019	22.034	59.903
4	17.934	19.419	22.292	59.645
5	17.757	18.559	22.049	58.365
6	17.688	18.170	22.131	57.989
7	17.399	18.206	22.106	57.711
8	17.546	18.338	22.136	58.020
9	23.707	18.154	22.121	1:03.982
10	17.755	18.418	22.251	58.424
11	17.420	18.333	22.196	57.949
12	17.450	18.035	22.086	57.571
13	17.265	18.026	22.173	57.464
14	17.278	17.979	22.066	57.323
15	17.123	17.988	22.186	57.297

Laps	Sector 1	Sector 2	Sector 3	Lap Time
No.322 Scherer Fabio				
1	19.102	18.662	22.097	59.861
2	17.857	18.447	22.165	58.469
3	18.317	18.301	22.227	58.845
4	17.583	18.206	21.864	57.653
5	17.713	18.039	22.108	57.860

Laps	Sector 1	Sector 2	Sector 3	Lap Time
6	17.682	17.987	21.877	57.546
7	17.579	17.968	21.948	57.495
8	17.568	18.154	22.000	57.722
9	17.770	18.223	21.995	57.988
10	17.786	18.082	21.900	57.768
11	17.450	17.858	22.123	57.431
12	17.199	17.918	21.976	57.093
13	17.126	17.709	22.144	56.979
14	17.098	17.872	22.010	56.980
15	17.170	17.987	21.871	57.028

Laps	Sector 1	Sector 2	Sector 3	Lap Time
No.323 Lazzaroni Filippo				
1	25.149	18.790	22.896	1:06.835
2	18.376	18.530	23.016	59.922
3	18.419	18.978	22.496	59.893
4	18.367	18.368	22.499	59.234
5	17.922	18.603	22.535	59.060
6	18.021	18.289	22.433	58.743
7	18.020	18.190	22.336	58.546
8	17.610	18.380	22.286	58.276
9	17.558	18.278	22.179	58.015
10	17.996	18.163	22.112	58.271
11	17.724	18.252	22.282	58.258
12	17.821	18.093	22.244	58.158
13	17.502	17.949	22.311	57.762
14	17.453	18.290	22.333	58.076
15	17.736	18.156	22.729	58.621

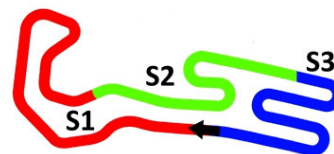
Laps	Sector 1	Sector 2	Sector 3	Lap Time
No.324 Jern Joel				
1	19.714	18.763	23.437	1:01.914
2	18.215	18.303	22.176	58.694
3	18.350	18.227	22.614	59.191
4	18.047	18.385	22.002	58.434
5	17.675	18.172	22.254	58.101
6	17.677	18.204	21.925	57.806
7	17.722	18.091	22.111	57.924
8	17.743	18.044	21.946	57.733
9	17.611	18.124	21.940	57.675
10	17.559	17.992	22.013	57.564
11	17.512	18.025	21.841	57.378
12	17.710	21.439	21.962	1:01.111
13	17.237	18.036	21.963	57.236
14	17.274	17.803	21.934	57.011
15	17.210	17.764	22.200	57.174



43° TROFEO DELLE INDUSTRIE

7-9 NOVEMBRE 2014

South Garda Karting - Lonato - Italy



KFJ KfJ Repechage (REP) Analysis

For information purposes. No official / regulatory value

Laps	Sector 1	Sector 2	Sector 3	Lap Time
No.325 Caldana Anthon				
1	20.017	18.647	23.040	1:01.704
2	18.035	18.231	22.071	58.337
3	18.507	18.292	22.067	58.866
4	17.743	18.317	22.080	58.140
5	17.846	18.181	21.902	57.929
6	17.854	18.244	21.880	57.978
7	17.898	18.250	22.149	58.297
8	17.697	18.136	21.981	57.814
9	17.703	18.076	21.939	57.718
10	17.521	17.981	21.871	57.373
11	17.522	18.103	21.961	57.586
12	17.248	17.993	21.888	57.129
13	17.360	17.872	21.876	57.108
14	17.328	17.743	22.062	57.133
15	17.270	17.965	22.923	58.158
No.326 Malvestiti Federico				
1	20.484	18.524	22.830	1:01.838
2	18.187	18.308	26.186	1:02.681
3	18.232	18.129	22.146	58.507
4	17.858	18.118	22.008	57.984
5	17.876	18.149	22.095	58.120
6	18.109	17.998	22.048	58.155
7	17.703	17.919	22.112	57.734
8	18.001	17.988	22.028	58.017
9	18.105	17.882	22.193	58.180
10	17.781	18.236	21.812	57.829
11	17.552	17.996	22.069	57.617
12	17.707	18.185	21.955	57.847
13	17.369	18.076	22.162	57.607
14	17.384	21.135	22.131	1:00.650
15	17.179	17.680	22.036	56.895
No.328 Sereia Gabriel				
1	18.185	18.337	22.035	58.557
2	18.291	18.180	21.952	58.423
3	17.886	18.022	21.892	57.800
4	17.810	18.173	22.082	58.065
5	17.950	17.960	22.012	57.922
6	17.604	17.877	21.996	57.477
7	17.517	17.895	21.834	57.246
8	17.584	17.946	21.854	57.384
9	17.407	17.819	21.815	57.041
10	17.301	17.927	21.841	57.069

Laps	Sector 1	Sector 2	Sector 3	Lap Time
11	17.279	17.912	21.845	57.036
12	17.136	17.756	21.762	56.654
13	17.096	17.773	21.801	56.670
14	17.039	17.726	21.786	56.551
15	17.078	17.805	21.796	56.679
No.330 Pascu Nicholas				
1	24.378	18.191	22.231	1:04.800
2	18.914	18.217	22.434	59.565
3	18.230	18.343	23.491	1:00.064
No.332 Zotov Gleb				
1	18.114	18.120	22.096	58.330
2	18.072	18.112	22.216	58.400
3	17.956	18.166	22.219	58.341
4	17.877	18.084	22.202	58.163
5	17.993	18.011	22.266	58.270
6	18.004	18.059	22.266	58.329
7	17.725	18.182	22.161	58.068
8	17.803	18.264	22.287	58.354
9	17.774	18.003	22.377	58.154
10	17.810	18.542	22.272	58.624
11	17.619	18.010	22.122	57.751
12	17.462	18.109	22.122	57.693
13	17.466	18.146	22.423	58.035
14	17.260	17.971	22.193	57.424
15	17.247	18.116	22.167	57.530
No.333 Mironov Maxim				
1	18.127	18.190	21.964	58.281
2	18.095	18.121	22.139	58.355
3	17.957	18.189	22.250	58.396
4	17.871	18.119	22.153	58.143
5	18.008	18.610	22.311	58.929
6	17.879	18.033	22.031	57.943
7	17.857	18.090	22.094	58.041
8	17.866	18.104	22.145	58.115
9	17.755	18.103	22.408	58.266
10	17.840	18.368	22.363	58.571
11	17.484	18.099	22.138	57.721
12	17.540	17.988	22.212	57.740
13	17.498	18.109	22.319	57.926
14	17.876	17.983	22.367	58.226
15	17.493	18.078	22.146	57.717

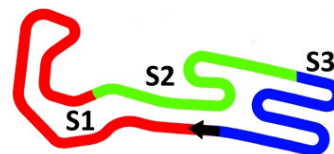
Laps	Sector 1	Sector 2	Sector 3	Lap Time
No.335 Mazrul Haizad Adam Haikal				
1	19.505	18.932	23.529	1:01.966
2	17.828	18.031	22.226	58.085
3	18.177	17.998	22.094	58.269
4	17.859	18.071	22.193	58.123
5	17.882	18.394	21.886	58.162
6	17.924	17.931	21.830	57.685
7	17.749	17.921	21.865	57.535
8	17.511	17.953	21.860	57.324
9	17.636	18.014	21.876	57.526
10	17.644	18.167	22.169	57.980
11	17.653	18.096	22.701	58.450
12	17.397	18.031	21.848	57.276
13	17.444	18.025	22.048	57.517
14	17.432	17.877	21.938	57.247
15	17.482	18.459	23.510	59.451
No.339 Verkroost Bard				
1	19.643	18.711	22.745	1:01.099
2	18.019	18.083	22.109	58.211
3	17.741	18.065	22.123	57.929
4	18.105	18.095	21.981	58.181
5	17.667	21.669	21.811	1:01.147
6	17.695	17.922	21.943	57.560
7	17.874	17.857	22.031	57.762
8	17.327	17.774	22.013	57.114
9	17.621	17.855	21.910	57.386
10	17.381	18.011	21.884	57.276
11	17.235	17.959	22.418	57.612
12	17.322	17.999	21.790	57.111
13	17.241	17.871	21.902	57.014
14	17.803	17.955	21.890	57.648
15	17.159	17.792	22.031	56.982
No.340 Dose Emil				
1	19.097	18.734	23.109	1:00.940
2	17.709	18.120	22.517	58.346
3	17.787	18.073	22.210	58.070
4	17.640	18.158	22.293	58.091
5	17.702	18.206	22.335	58.243
6	17.599	22.269	21.971	1:01.839
7	17.658	18.092	22.106	57.856
8	17.479	18.113	22.305	57.897
9	17.422	18.096	22.115	57.633
10	17.505	18.099	22.257	57.861



43° TROFEO DELLE INDUSTRIE

7-9 NOVEMBRE 2014

South Garda Karting - Lonato - Italy



KFJ Repechage (REP) Analysis

For information purposes. No official / regulatory value

Laps	Sector 1	Sector 2	Sector 3	Lap Time
11	17.122	18.234	21.984	57.340
12	17.289	18.283	22.101	57.673
13	17.302	18.068	22.125	57.495
14	17.140	17.851	22.177	57.168
15	17.029	17.854	22.265	57.148

No.346 Slurskiy Zahar

1	19.402	19.144	25.318	1:03.864
2	18.284	18.112	23.989	1:00.385
3	18.073	17.702	21.864	57.639
4	18.247	17.881	22.342	58.470
5	17.881	17.938	21.832	57.651
6	18.246	17.763	21.858	57.867
7	17.984	17.893	21.979	57.856
8	18.235	17.822	21.908	57.965
9	17.843	17.942	21.830	57.615
10	17.650	17.919	21.782	57.351
11	17.813	18.050	21.881	57.744
12	17.617	18.423	21.900	57.940
13	17.607	17.941	21.863	57.411
14	17.422	17.747	21.855	57.024
15	17.561	17.784	21.896	57.241

No.347 Slurskiy Artem

1	18.485	18.513	22.317	59.315
2	17.979	18.345	22.207	58.531
3	18.161	18.482	22.152	58.795
4	17.877	18.181	22.235	58.293
5	18.345	18.179	22.077	58.601
6	17.858	18.160	22.169	58.187
7	17.935	18.017	22.032	57.984
8	17.791	18.105	21.998	57.894
9	17.633	18.080	22.053	57.766
10	17.685	18.159	22.138	57.982
11	17.726	18.053	22.119	57.898
12	17.494	17.833	22.019	57.346
13	17.289	18.016	22.058	57.363
14	17.301	17.881	22.142	57.324
15	17.346	17.999	22.526	57.871

No.349 Aleksandrov Nikita

1	19.487	19.016	22.660	1:01.163
2	18.618	18.538	22.992	1:00.148
3	18.258	18.303	23.091	59.652
4	18.020	18.983	23.466	1:00.469
5	18.133	18.404	22.945	59.482

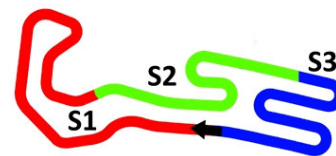
Laps	Sector 1	Sector 2	Sector 3	Lap Time
6	18.612	18.303	22.564	59.479
7	17.914	18.340	22.615	58.869
8	17.826	18.300	22.692	58.818
9	17.780	18.354	22.468	58.602
10	17.760	18.243	22.530	58.533
11	17.714	18.163	22.303	58.180
12	17.630	18.162	22.207	57.999
13	17.649	18.061	22.321	58.031
14	17.347	17.935	22.138	57.420
15	17.255	17.920	22.110	57.285

No.350 Kochev Konstantin

1	18.823	18.515	22.308	59.646
2	17.995	18.344	22.161	58.500
3	18.082	18.706	22.140	58.928
4	17.747	18.985	22.097	58.829
5	18.279	18.960	22.268	59.507
6	18.169	22.963	22.051	1:03.183
7	17.766	18.073	22.063	57.902
8	17.590	18.271	22.189	58.050
9	17.706	18.229	22.044	57.979
10	17.745	18.640	22.178	58.563
11	17.685	17.980	22.197	57.862
12	17.651	18.139	22.022	57.812
13	17.409	18.014	22.096	57.519
14	17.396	18.431	22.137	57.964
15	17.134	18.081	22.003	57.218

























No.353 Zanchi Ludovic

1	18.592	18.281	22.169	59.042
2	18.319	17.906	22.078	58.303
3	18.729	17.951	21.950	58.630
4	17.771	18.075	22.079	57.925
5	17.858	18.023	22.092	57.973
6	17.721	18.224	22.667	58.612



KFJ
KFJ Repechage (REP)
Starting Grid

Document 31 OFFICIAL

326	Malvestiti Federico Tony Kart / Vortex / Vega	 71 Points	12	314	Nosov Ivan Tony Kart / TM / Vega	 60 Points
340	Dose Emil Kosmic / Vortex / Vega	 60 Points	11	324	Jern Joel Zanardi / Parilla / Vega	 60 Points
325	Caldana Anthon Zanardi / Parilla / Vega	 59 Points	10	344	Peklin Ivan Energy / TM / Vega	 58 Points
330	Pascu Nicholas Tony Kart / Vortex / Vega	 58 Points	9	335	Mazrul Haizad Adam Haikal FA Kart / Vortex / Vega	 57 Points
307	Kalinin Mikhail Tony Kart / Vortex / Vega	 55 Points	8	316	Galletto Francesco Zanardi / TM / Vega	 54 Points
339	Verkroost Bard Zanardi / Parilla / Vega	 54 Points	7	323	Lazzaroni Filippo Art Grand Prix / TM / Vega	 53 Points
346	Slurskiy Zahar DR / TM / Vega	 52 Points	6	322	Scherer Fabio Top Kart / Parilla / Vega	 52 Points
306	Svensson Emma Kosmic / Vortex / Vega	 51 Points	5	328	Sereia Gabriel Exprit / Vortex / Vega	 50 Points
319	Fetisov Bogdan Tony Kart / Parilla / Vega	 47 Points	4	347	Slurskiy Artem DR / TM / Vega	 47 Points
349	Aleksandrov Nikita Energy / Parilla / Vega	 46 Points	3	333	Mironov Maxim Tony Kart / TM / Vega	 46 Points
350	Kochev Konstantin Energy / Parilla / Vega	 45 Points	2	353	Zanchi Ludovic Formula K / TM / Vega	 44 Points
332	Zotov Gleb Tony Kart / TM / Vega	 44 Points	1	304	Moreira Laliberte Kami Tony Kart / Vortex / Vega	 43 Points

POLE POSITION



Start : 09/11 - 11:10 15 Laps = 15,150 Km

43° Trofeo delle Industrie (ITA) 07-09/11/2014
FICr Mantova

Page 1 / 1

Apex Timing 

Data processing and charts editing provided by:

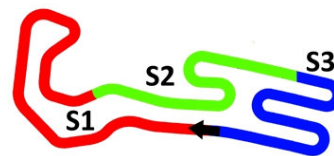
Alitest
Test Rapidi per il Latte



43° TROFEO DELLE INDUSTRIE

7-9 NOVEMBRE 2014

South Garda Karting - Lonato - Italy



KFJ Pre-Final (PF) Risultati

Document 38 OFFICIAL

Rnk	No.	Concorrente / Entrant	Nat	Conditore / Driver	Nat	Materiale / Material	Time	Laps	Best Lap	Gap	Sector 1	Sector 2	Sector 3
1	▲7	334 Ricky Flynn	GBR	Sargeant Logan	USA	FA Kart / Vortex / Vega	19:11.391	20	56.965		17.546	17.729	21.690
2	▲11	315 Ricky Flynn Motorsport	GBR	Vips Yuri	EST	FA Alonso / Vortex / Vega	19:12.273	20	56.825	0.882	17.388	17.728	21.709
3	▲2	302 Baby Race Srl	ITA	Lorandi Leonardo	ITA	Tony Kart / Vortex / Vega	19:16.408	20	57.237	5.017	17.374	17.872	21.991
4	▼1	305 Ward Racing	SWE	Vartanyan Alexander	RUS	Tony Kart / Vortex / Vega	19:18.174	20	57.491	6.783	17.734	17.908	21.849
5	▼4	329 RB Kart Technology Sa	CHE	Lombardo Davide	ITA	Exprit / Vortex / Vega	19:19.440	20	57.503	8.049	17.731	17.880	21.892
6	▲3	352 Colombo Giuseppe	ITA	Colombo Lorenzo	ITA	Tony Kart / TM / Vega	19:19.606	20	57.264	8.215	17.563	17.960	21.741
7	▲9	342 Forza Racing	GBR	Hoyer Mikkel	DNK	Tony Kart / Vortex / Vega	19:25.672	20	57.592	14.281	17.856	17.977	21.759
8	▲10	331 Van Kalmthout Martjn	NLD	Van Kalmthout Rinus	NLD	FA Kart / TM / Vega	19:28.715	20	57.671	17.324	17.792	17.996	21.883
9	▲23	339 Keijzer Racing	NLD	Verkroost Bard	NLD	Zanardi / Parilla / Vega	19:31.045	20	57.613	19.654	17.648	18.051	21.914
10	▼6	318 Team Komarov	RUS	Volegov Nikita	RUS	Tony Kart / Parilla / Vega	19:32.776	20	57.885	21.385	17.700	18.115	22.070
11	▲17	308 Ward Racing	SWE	Smorodinov Alexey	RUS	Tony Kart / TM / Vega	19:32.962	20	57.718	21.571	17.673	18.016	22.029
12	▼6	303 Baby Race Srl	ITA	Alesi Giuliano	CHE	Tony Kart / Vortex / Vega	19:35.314	20	57.905	23.923	17.817	18.139	21.949
13	▲17	322 Comer Spa	ITA	Scherer Fabio	CHE	Top Kart / Parilla / Vega	19:35.466	20	57.720	24.075	18.034	17.944	21.742
14	▼2	320 M.M. Racing Kart	LUX	Reicher Simon	AUT	FA Kart / Vortex / Vega	19:36.946	20	57.935	25.555	18.030	17.915	21.990
15	▲19	333 Kart Prom Team	UKR	Mironov Maxim	UKR	Tony Kart / TM / Vega	19:38.234	20	57.798	26.843	17.886	17.806	22.106
16	▼9	355 Ricky Flynn	GBR	Roes Andersen Casp	DNK	FA Alonso / Vortex / Vega	19:38.561	20	57.567	27.170	17.649	18.068	21.850
17	▼2	354 Real Racing	ROU	Vasile Daniel	ROU	Tony Kart / Vortex / Vega	19:39.269	20	57.644	27.878	17.770	17.819	22.055
18	▼4	310 Praga Kart Racing	CZE	Lindh Rasmus	SWE	Praga / Parilla / Vega	19:41.321	20	57.857	29.930	17.866	18.049	21.942
19	▼9	356 Ricky Flynn	GBR	Sun Yue Yang	CHN	FA Alonso / Vortex / Vega	19:42.465	20	57.499	31.074	17.732	17.868	21.899
20	▲4	343 Team Oakes	GBR	Novalak Clement	CHE	Kosmic / Vortex / Vega	19:43.505	20	58.003	32.114	17.921	18.175	21.907
21	▼19	327 RB Kart Technology Sa	CHE	Fernandez Wahbeh S	VEN	Exprit / Vortex / Vega	19:45.851	20	58.307	34.460	18.047	18.210	22.050
22	▼3	338 Lundgaard Racing	DNK	Lundgaard Christian	DNK	Tony Kart / Vortex / Vega	19:47.619	20	58.001	36.228	17.904	18.018	22.079
23	▲10	347 DR Srl	ITA	Slurskiy Artem	RUS	DR / TM / Vega	19:48.499	20	58.335	37.108	18.243	18.091	22.001
24	▼2	312 Ward Racing	SWE	Lappalainen Konsta	FIN	Tony Kart / Vortex / Vega	19:49.159	20	57.964	37.768	17.879	18.116	21.969
25	▲4	328 RB Kart Technology Sa	CHE	Sereia Gabriel	BRA	Exprit / Vortex / Vega	19:49.423	20	57.863	38.032	17.831	17.941	22.091
26	▼6	336 Kartronix International	GBR	Ye Yi Fei	CHN	Tony Kart / TM / Vega	19:49.924	20	57.840	38.533	17.749	18.153	21.938
27	▼1	351 Energy Corse Srl	ITA	Lvov Igor	RUS	Energy / Parilla / Vega	19:52.837	20	58.114	41.446	17.709	18.129	22.276
28	▼11	345 DR Srl	ITA	Travnikov Sergey	RUS	DR / TM / Vega	19:53.449	20	58.001	42.058	17.893	18.063	22.045
29	▼4	337 Forza Racing	GBR	Pankiewicz Julia	POL	Tony Kart / Vortex / Vega	19:54.996	20	58.402	43.605	18.212	18.234	21.956
30	▲1	332 Kart Prom Team	UKR	Zotov Gleb	RUS	Tony Kart / TM / Vega	16:54.441	17	58.346	3 Laps	18.026	18.197	22.123
31	▼4	321 BRT	ROU	Ponomarenko Milen	RUS	Tony Kart / LKE / Vega	11:02.567	11	58.246	9 Laps	18.159	18.132	21.955
32	▼9	309 Ward Racing	SWE	Ljungdahl Julius	SWE	Tony Kart / Vortex / Vega	9:15.716	9	58.473	11 Laps	18.139	18.106	22.228
33	▼12	311 Ward Racing	SWE	Blomqvist Isac	SWE	Tony Kart / Vortex / Vega	1:22.106	1	1:17.227	19 Laps	36.806	18.278	22.143
34	▼23	348 DR Srl	ITA	Petrov Artem	RUS	DR / TM / Vega	6.660	0		20 Laps			

Leaders : No.329 Lombardo Davide (1-1) / No.305 Vartanyan Alexander (2-5) / No.302 Lorandi Leonardo (6-11) / No.334 Sargeant Logan (12-20)

Start Time : 09/11 - 13:39:28

Best Lap : No.315 Vips Yuri 56.825 63,98 Kph

Weather : Cloudy Air : 15°C Track : Wet

Event Record : No.304 Moreira Laliberte Kami 39.880 91,17 Kph

43° Trofeo delle Industrie (ITA) 07-09/11/2014

FICr Mantova

Page 1 / 1

Apex Timing

Data processing and charts editing provided by:

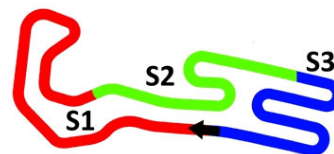




43° TROFEO DELLE INDUSTRIE

7-9 NOVEMBRE 2014

South Garda Karting - Lonato - Italy



KFJ Pre-Final (PF) Lap Chart

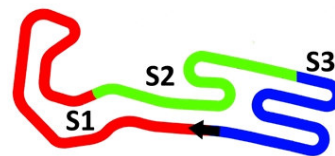
For information purposes. No official / regulatory value

	1	2	3	4	5	6	7	8	9	10	11	12	13	14	15	16	17	18	19	20	21	22	23	24	25	26	27	28	29	30	31	32	33	34	
Grid	329	327	305	318	302	303	355	354	352	356	348	320	315	310	354	342	345	331	338	336	311	312	309	343	337	351	321	308	328	322	332	339	348	347	333
Start	329	327	305	318	302	303	355	352	354	356	320	310	315	354	342	345	338	331	311	336	312	309	343	337	321	328	351	308	322	332	339	348	347	333	
Lap 1 Interval	329	305	302	327	334	303	352	318	310	315	331	342	320	338	356	345	336	308	339	321	322	309	328	333	332	347	337	355	354	312	351	343	343	311	9.1
Lap 2	305	329	302	334	327	303	352	318	315	342	310	320	331	338	356	336	308	345	339	322	321	328	333	332	309	355	354	347	351	343	312	337			
Lap 3	305	302	334	329	327	315	352	303	342	318	310	331	338	320	308	345	339	322	333	321	309	355	354	347	351	343	332	312	356	337	328	336			
Lap 4	305	302	334	329	315	352	342	303	318	331	310	327	338	308	320	339	322	333	321	355	354	309	343	347	345	351	332	312	356	337	328	336			
Lap 5	305	302	334	329	315	352	342	303	318	331	310	327	308	338	339	320	322	333	321	355	354	309	343	347	345	332	356	351	312	337	328	336			
Lap 6	302	334	305	329	315	352	342	303	318	331	310	308	327	338	339	322	320	333	321	355	354	309	343	347	345	332	356	351	312	328	337	336			
Lap 7	302	334	305	329	315	352	342	303	318	331	308	327	339	322	320	338	310	333	321	355	354	343	347	309	345	332	356	351	312	328	337	336			
Lap 8	302	334	305	315	329	352	342	303	318	331	308	339	322	320	310	338	333	321	355	354	327	343	347	309	356	332	328	336	312	337	351	345			
Lap 9	302	334	315	305	329	352	342	303	318	331	308	339	322	320	333	310	355	321	354	327	343	347	356	332	328	338	336	312	345	351	337	309			
Lap 10	302	334	315	305	329	352	342	303	318	331	308	339	322	320	333	310	354	355	343	327	347	356	332	321	328	338	336	312	351	345	337				
Lap 11	302	334	315	305	329	352	342	303	331	318	308	339	322	320	333	310	354	355	343	327	356	347	332	321	328	338	336	312	351	345	337				
Lap 12	334	302	315	305	329	352	342	331	303	318	308	339	322	320	333	310	354	355	343	356	327	347	332	328	338	336	312	351	345	337					
Lap 13	334	315	302	305	329	352	342	331	318	303	308	339	322	320	333	310	355	354	343	356	327	347	328	338	332	336	312	351	345	337					
Lap 14	334	315	302	305	329	352	342	331	318	303	308	339	322	320	333	310	355	354	356	343	327	347	328	338	332	336	312	351	345	337					
Lap 15	334	315	302	305	329	352	342	331	318	303	308	339	322	320	333	310	355	354	356	343	327	347	328	338	332	312	336	351	345	337					
Lap 16	334	315	302	305	329	352	342	331	318	303	339	308	322	320	333	310	355	354	356	343	327	347	328	338	332	312	336	351	345	337					
Lap 17	334	315	302	305	329	352	342	331	318	339	308	303	322	320	333	355	310	354	356	343	327	328	347	338	332	312	336	351	345	337					
Lap 18	334	315	302	305	329	352	342	331	339	318	308	303	322	320	333	355	354	310	343	356	327	328	338	347	312	336	351	345	337						





43° TROFEO DELLE INDUSTRIE
7-9 NOVEMBRE 2014
South Garda Karting - Lonato - Italy



KFJ
Pre-Final (PF)
Lap Chart

For information purposes. No official / regulatory value

Lap 19	334	315	302	305	329	352	342	331	339	318	308	303	322	320	333	355	354	310	356	343	327	328	338	347	312	336	351	345	337
	0.7	3.6	1.6	0.9	0.4	5.7	3.1	2.7	0.8	0.5	1.2	0.0	2.4	1.3	0.2	0.9	1.7	1.7	0.4	2.0	0.6	0.7	1.1	0.8	0.8	2.9	0.3	1.2	
Lap 20	334	315	302	305	329	352	342	331	339	318	308	303	322	320	333	355	354	310	356	343	327	338	347	312	328	336	351	345	337
	0.8	4.1	1.7	1.2	0.1	6.0	3.0	2.3	1.7	0.1	2.3	0.1	1.4	1.2	0.3	0.7	2.0	1.1	1.0	2.3	1.7	0.8	0.6	0.2	0.5	2.9	0.6	1.5	

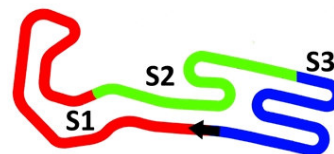




43° TROFEO DELLE INDUSTRIE

7-9 NOVEMBRE 2014

South Garda Karting - Lonato - Italy



KFJ Pre-Final (PF) Analysis

For information purposes. No official / regulatory value

Laps	Sector 1	Sector 2	Sector 3	Lap Time
No.302 Lorandi Leonardo				
1	18.831	18.227	21.947	59.005
2	18.132	18.152	21.885	58.169
3	17.871	18.035	21.690	57.596
4	17.681	17.794	21.773	57.248
5	17.899	17.894	21.804	57.597
6	17.999	18.132	21.996	58.127
7	17.669	17.946	21.823	57.438
8	17.445	17.924	21.981	57.350
9	17.478	17.898	21.942	57.318
10	17.660	17.907	21.890	57.457
11	17.879	17.653	21.867	57.399
12	18.218	17.851	21.888	57.957
13	18.799	17.554	21.894	58.247
14	17.517	17.927	21.921	57.365
15	17.670	17.886	22.072	57.628
16	17.695	17.920	21.982	57.597
17	17.794	17.983	21.967	57.744
18	17.374	17.872	21.991	57.237
19	17.685	17.992	21.974	57.651
20	17.798	17.928	21.884	57.610

Laps	Sector 1	Sector 2	Sector 3	Lap Time
No.305 Vartanyan Alexander				
1	18.454	18.364	21.838	58.656
2	17.791	18.044	21.965	57.800
3	17.903	18.028	21.867	57.798
4	17.734	17.908	21.849	57.491
5	17.849	17.956	21.874	57.679
6	18.407	18.519	21.918	58.844
7	17.955	18.025	21.907	57.887
8	17.694	17.961	21.929	57.584
9	17.596	17.884	22.466	57.946
10	17.608	18.010	21.928	57.546
11	17.657	17.973	21.874	57.504
12	17.620	17.951	21.926	57.497
13	17.717	17.985	21.903	57.605
14	17.800	17.978	21.922	57.700
15	17.706	18.006	21.902	57.614
16	17.678	17.970	21.909	57.557
17	17.716	17.924	21.937	57.577
18	17.742	18.074	22.036	57.852
19	17.706	18.015	21.988	57.709
20	17.706	18.022	22.014	57.742

Laps	Sector 1	Sector 2	Sector 3	Lap Time
No.309 Ljungdahl Julius				
1	21.026	19.680	23.005	1:03.711
2	19.216	19.070	22.744	1:01.030
3	18.308	18.595	22.180	59.083
4	19.140	19.028	22.277	1:00.445
5	18.139	18.106	22.228	58.473
6	18.066	18.098	22.355	58.519
7	18.303	18.232	23.542	1:00.077
8	18.219	18.239	22.306	58.764
9	18.558	18.492	33.363	1:10.413

Laps	Sector 1	Sector 2	Sector 3	Lap Time
No.303 Alesi Giuliano				
1	19.453	18.877	22.200	1:00.530
2	18.146	18.177	22.049	58.372
3	18.761	18.576	22.269	59.606
4	18.409	18.745	21.810	58.964
5	18.011	18.113	21.992	58.116
6	18.061	18.182	21.989	58.232
7	17.992	18.142	22.058	58.192
8	17.817	18.139	21.949	57.905
9	17.979	18.217	22.043	58.239
10	17.839	18.216	22.086	58.141
11	17.924	18.119	22.277	58.320
12	18.077	18.172	22.536	58.785
13	18.261	18.157	22.598	59.016
14	17.986	18.208	22.062	58.256
15	17.659	18.262	22.235	58.156
16	17.909	18.102	22.071	58.082
17	18.399	18.208	22.659	59.266
18	18.053	18.313	22.166	58.532
19	18.254	18.082	22.255	58.591
20	18.297	18.278	22.631	59.206

Laps	Sector 1	Sector 2	Sector 3	Lap Time
No.308 Smorodinov Alexey				
1	20.092	19.056	22.358	1:01.506
2	18.115	18.189	21.857	58.161
3	18.592	18.219	22.192	59.003
4	18.132	18.307	22.016	58.455
5	18.309	18.253	22.042	58.604
6	18.274	17.977	21.920	58.171
7	17.888	18.283	21.972	58.143
8	17.991	18.109	21.995	58.095
9	17.771	18.095	22.088	57.954
10	17.901	18.189	22.059	58.149
11	17.847	17.998	21.944	57.789
12	17.673	18.016	22.029	57.718
13	17.893	18.012	22.015	57.920
14	17.865	18.113	21.973	57.951
15	18.002	18.080	22.179	58.261
16	18.389	18.196	21.835	58.420
17	18.044	18.258	21.946	58.248
18	17.928	18.257	21.892	58.077
19	17.873	18.183	22.094	58.150
20	17.901	18.155	22.039	58.095

Laps	Sector 1	Sector 2	Sector 3	Lap Time
No.310 Lindh Rasmus				
1	19.333	19.201	22.261	1:00.795
2	18.575	18.483	22.912	59.970
3	18.290	18.553	22.001	58.844
4	18.476	18.297	22.137	58.910
5	18.032	18.072	22.060	58.164
6	18.269	18.560	22.269	59.098
7	17.851	21.882	22.178	1:01.911
8	18.110	18.169	22.458	58.737
9	18.792	18.334	22.497	59.623
10	18.092	18.129	22.019	58.240
11	17.986	18.111	22.321	58.418
12	17.866	18.049	21.942	57.857
13	18.055	18.137	21.866	58.058
14	17.909	18.092	22.072	58.073
15	17.942	18.068	21.938	57.948
16	18.104	18.118	21.894	58.116
17	18.125	18.470	22.216	58.811
18	18.242	18.551	22.640	59.433
19	17.989	18.181	22.139	58.309
20	17.989	18.243	22.116	58.348

Laps	Sector 1	Sector 2	Sector 3	Lap Time
No.311 Blomqvist Isac				
1	36.806	18.278	22.143	1:17.227

Laps	Sector 1	Sector 2	Sector 3	Lap Time
No.312 Lappalainen Konsta				
1	22.696	20.250	22.559	1:05.505
2	19.135	18.660	23.591	1:01.386
3	19.398	18.485	22.195	1:00.078
4	17.983	18.675	22.507	59.165
5	19.212	18.420	22.192	59.824
6	18.090	18.286	22.142	58.518
7	17.903	18.220	22.159	58.282
8	19.790	19.040	22.277	1:01.107

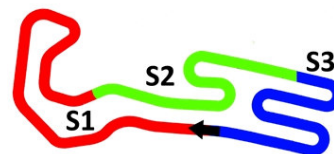




43° TROFEO DELLE INDUSTRIE

7-9 NOVEMBRE 2014

South Garda Karting - Lonato - Italy



KFJ Pre-Final (PF) Analysis

For information purposes. No official / regulatory value

Laps	Sector 1	Sector 2	Sector 3	Lap Time
9	17.850	18.230	22.660	58.740
10	17.999	18.147	22.079	58.225
11	18.018	18.282	22.269	58.569
12	18.240	18.186	22.099	58.525
13	17.858	18.224	22.150	58.232
14	18.272	18.253	22.093	58.618
15	17.942	18.114	22.044	58.100
16	18.068	18.095	22.196	58.359
17	18.042	18.254	22.149	58.445
18	17.871	17.943	22.277	58.091
19	17.879	18.116	21.969	57.964
20	17.909	18.377	22.196	58.482

No.315 Vips Yuri				
Laps	Sector 1	Sector 2	Sector 3	Lap Time
1	19.409	19.258	22.109	1:00.776
2	17.807	18.035	22.171	58.013
3	17.904	17.948	22.010	57.862
4	17.660	17.953	21.709	57.322
5	17.400	17.846	21.712	56.958
6	17.333	17.873	21.620	56.826
7	18.096	17.873	21.819	57.788
8	17.563	17.856	21.728	57.147
9	17.482	18.031	21.785	57.298
10	17.421	17.909	21.896	57.226
11	17.417	17.838	21.687	56.942
12	17.802	17.911	21.757	57.470
13	17.715	17.735	21.857	57.307
14	17.388	17.728	21.709	56.825
15	17.421	17.921	21.712	57.054
16	17.434	17.808	21.726	56.968
17	17.610	17.879	21.702	57.191
18	17.659	17.785	21.726	57.170
19	17.494	17.779	21.734	57.007
20	17.365	18.047	21.736	57.148

No.318 Volegov Nikita				
Laps	Sector 1	Sector 2	Sector 3	Lap Time
1	19.858	19.254	22.090	1:01.202
2	18.174	18.426	22.065	58.665
3	18.445	18.427	22.775	59.647
4	17.905	18.864	22.108	58.877
5	17.797	18.229	22.001	58.027
6	17.602	18.325	22.154	58.081
7	17.952	18.138	22.046	58.136
8	17.827	18.152	22.032	58.011
9	17.710	18.207	22.057	57.974

Laps	Sector 1	Sector 2	Sector 3	Lap Time
10	17.772	18.309	22.040	58.121
11	18.566	18.091	22.031	58.688
12	17.982	18.162	22.222	58.366
13	18.185	18.163	22.046	58.394
14	17.846	18.200	21.940	57.986
15	17.712	18.275	22.125	58.112
16	17.806	18.217	22.068	58.091
17	17.700	18.115	22.070	57.885
18	17.860	18.246	22.658	58.764
19	18.355	18.053	22.229	58.637
20	17.857	18.348	22.262	58.467

No.320 Reicher Simon				
Laps	Sector 1	Sector 2	Sector 3	Lap Time
1	19.780	19.714	22.705	1:02.199
2	18.307	18.454	22.264	59.025
3	18.636	18.843	22.224	59.703
4	18.836	18.374	22.099	59.309
5	18.496	18.295	22.106	58.897
6	18.967	18.119	22.093	59.179
7	18.066	18.397	22.020	58.483
8	18.202	18.004	22.111	58.317
9	18.130	18.087	21.928	58.145
10	18.120	18.239	22.044	58.403
11	18.256	17.793	22.044	58.093
12	18.018	17.979	22.120	58.117
13	18.084	18.037	21.991	58.112
14	18.203	17.818	22.095	58.116
15	18.311	17.923	22.024	58.258
16	18.037	17.913	22.125	58.075
17	18.030	17.915	21.990	57.935
18	18.281	17.891	22.014	58.186
19	18.343	17.931	22.240	58.514
20	18.303	17.849	22.166	58.318

No.321 Ponomarenko Milen				
Laps	Sector 1	Sector 2	Sector 3	Lap Time
1	19.674	19.472	23.231	1:02.377
2	18.877	18.980	22.440	1:00.297
3	19.353	18.316	22.037	59.706
4	18.981	18.338	21.967	59.286
5	18.159	18.132	21.955	58.246
6	18.310	18.015	21.961	58.286
7	18.056	18.261	22.019	58.336
8	18.014	18.347	22.058	58.419
9	18.719	18.370	22.267	59.356
10	23.166	18.808	22.099	1:04.073

No.322 Scherer Fabio				
Laps	Sector 1	Sector 2	Sector 3	Lap Time
11	18.219	18.171	22.103	58.493
1	19.889	19.565	22.675	1:02.129
2	18.281	18.631	22.081	58.993
3	18.035	18.474	22.219	58.728
4	18.376	18.150	21.796	58.322
5	18.187	18.369	21.875	58.431
6	18.420	18.073	21.976	58.469
7	18.120	18.694	21.868	58.682
8	18.034	17.944	21.742	57.720
9	18.395	17.973	21.725	58.093
10	18.198	17.940	21.868	58.006
11	18.152	18.043	21.762	57.957
12	17.907	18.001	21.812	57.720
13	18.200	17.914	21.764	57.878
14	18.063	17.978	21.801	57.842
15	18.170	18.111	21.840	58.121
16	18.001	18.080	21.924	58.005
17	18.302	18.059	21.835	58.196
18	18.081	18.184	22.139	58.404
19	18.273	18.109	21.872	58.254
20	18.582	18.232	22.448	59.262

No.327 Fernandez Wahbeh Sebastian				
Laps	Sector 1	Sector 2	Sector 3	Lap Time
1	19.226	18.329	22.233	59.788
2	18.337	18.362	22.438	59.137
3	18.178	18.564	22.231	58.973
4	18.310	18.258	25.868	1:02.436
5	18.224	18.266	22.243	58.733
6	18.305	18.575	22.108	58.988
7	18.172	18.364	22.202	58.738
8	23.415	17.985	22.122	1:03.522
9	18.596	17.966	22.135	58.697
10	18.947	18.408	22.077	59.432
11	18.421	18.032	22.026	58.479
12	18.548	18.362	21.990	58.900
13	17.894	18.265	22.173	58.332
14	18.313	18.164	22.134	58.611
15	18.412	17.877	22.044	58.333
16	18.360	17.907	22.050	58.317
17	18.045	18.325	22.147	58.517
18	18.195	18.120	22.118	58.433
19	18.047	18.210	22.050	58.307
20	18.456	18.058	22.106	58.620

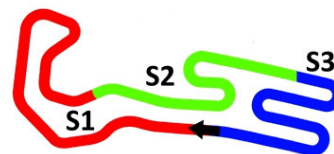




43° TROFEO DELLE INDUSTRIE

7-9 NOVEMBRE 2014

South Garda Karting - Lonato - Italy



KFJ Pre-Final (PF) Analysis

For information purposes. No official / regulatory value

Laps	Sector 1	Sector 2	Sector 3	Lap Time
No.328 Sereia Gabriel				
1	21.635	18.681	22.839	1:03.155
2	18.313	18.639	22.582	59.534
3	26.056	18.280	22.075	1:06.411
4	18.068	18.092	22.184	58.344
5	18.047	18.422	22.066	58.535
6	17.976	18.294	22.047	58.317
7	17.981	18.115	21.886	57.982
8	18.591	18.225	21.936	58.752
9	17.989	18.189	22.643	58.821
10	17.899	18.496	22.237	58.632
11	18.078	18.295	22.065	58.438
12	17.942	18.151	22.218	58.311
13	18.260	18.217	22.093	58.570
14	18.035	17.995	22.012	58.042
15	17.932	18.041	21.928	57.901
16	17.831	17.941	22.091	57.863
17	18.025	18.130	22.027	58.182
18	17.905	18.075	21.982	57.962
19	18.137	18.018	22.061	58.216
20	18.029	21.347	22.152	1:01.528

Laps	Sector 1	Sector 2	Sector 3	Lap Time
No.329 Lombardo Davide				
1	18.333	18.312	21.834	58.479
2	18.513	18.187	21.768	58.468
3	18.071	18.907	21.958	58.936
4	17.745	18.005	21.788	57.538
5	17.824	17.870	21.961	57.655
6	17.723	18.026	21.877	57.626
7	18.109	18.079	21.771	57.959
8	18.093	18.088	21.811	57.992
9	17.921	17.934	21.809	57.664
10	17.768	17.955	21.848	57.571
11	17.975	18.171	21.771	57.917
12	17.715	17.939	21.936	57.590
13	17.909	17.887	21.949	57.745
14	17.879	17.982	21.789	57.650
15	17.762	17.999	21.878	57.639
16	17.731	17.880	21.892	57.503
17	17.841	17.941	21.757	57.539
18	17.788	17.974	21.817	57.579
19	17.937	17.929	21.928	57.794
20	18.049	17.953	22.075	58.077

Laps	Sector 1	Sector 2	Sector 3	Lap Time
No.331 Van Kalmthout Rinus				
1	19.496	18.969	21.988	1:00.453
2	18.117	18.400	23.425	59.942
3	18.049	18.336	22.035	58.420
4	18.065	17.959	21.939	57.963
5	17.907	17.900	22.105	57.912
6	18.121	18.028	21.918	58.067
7	18.151	18.164	22.013	58.328
8	17.899	18.119	21.910	57.928
9	18.004	18.067	21.941	58.012
10	17.851	18.196	21.995	58.042
11	18.052	17.814	22.059	57.925
12	18.178	17.932	22.094	58.204
13	17.958	17.964	22.074	57.996
14	17.804	18.049	21.985	57.838
15	17.992	17.948	22.027	57.967
16	17.792	17.996	21.883	57.671
17	17.864	18.023	21.859	57.746
18	17.903	17.962	21.928	57.793
19	17.849	18.035	21.941	57.825
20	17.959	18.011	22.069	58.039

Laps	Sector 1	Sector 2	Sector 3	Lap Time
No.332 Zotov Gleb				
1	20.720	19.103	23.078	1:02.901
2	19.138	18.843	22.172	1:00.153
3	21.606	18.200	22.197	1:02.003
4	18.146	18.594	22.606	59.346
5	18.774	18.140	22.177	59.091
6	18.131	18.152	22.188	58.471
7	18.026	18.197	22.123	58.346
8	18.673	18.419	22.428	59.520
9	18.266	18.346	22.318	58.930
10	18.295	18.206	22.222	58.723
11	18.115	18.135	22.218	58.468
12	18.207	18.112	22.288	58.607
13	18.253	18.138	23.092	59.483
14	18.341	18.211	22.187	58.739
15	18.028	18.219	22.178	58.425
16	17.934	18.142	22.271	58.347
17	18.023	18.149	22.321	58.493

Laps	Sector 1	Sector 2	Sector 3	Lap Time
No.333 Mironov Maxim				
1	21.099	18.789	22.407	1:02.295
2	18.583	18.527	22.554	59.664
3	18.440	17.981	22.075	58.496

Laps	Sector 1	Sector 2	Sector 3	Lap Time
4	18.834	17.985	22.090	58.909
5	18.193	18.050	22.110	58.353
6	18.139	17.998	22.064	58.201
7	18.129	18.137	22.521	58.787
8	18.236	18.380	22.118	58.734
9	18.410	17.996	21.997	58.403
10	17.967	18.067	22.073	58.107
11	18.010	17.775	22.153	57.938
12	17.886	17.806	22.106	57.798
13	18.033	18.000	22.042	58.075
14	18.480	17.735	22.250	58.465
15	18.298	17.836	22.163	58.297
16	18.276	17.858	22.085	58.219
17	18.261	17.766	22.165	58.192
18	17.972	18.043	22.109	58.124
19	18.010	17.985	22.086	58.081
20	18.022	18.121	22.095	58.238

Laps	Sector 1	Sector 2	Sector 3	Lap Time
No.334 Sargeant Logan				
1	18.871	18.250	22.146	59.267
2	17.787	17.916	21.966	57.669
3	17.807	18.212	21.874	57.893
4	17.627	17.757	21.807	57.191
5	17.697	17.823	21.811	57.331
6	17.829	18.225	21.961	58.015
7	17.806	17.938	21.711	57.455
8	17.632	17.883	21.869	57.384
9	17.671	17.896	21.914	57.481
10	17.686	17.818	21.873	57.377
11	17.790	17.732	21.809	57.331
12	17.750	17.703	21.713	57.166
13	17.647	17.723	21.606	56.976
14	17.616	17.707	21.764	57.087
15	17.546	17.729	21.690	56.965
16	17.691	17.777	21.713	57.181
17	17.627	17.756	21.726	57.109
18	17.566	17.736	21.737	57.039
19	17.653	17.831	21.748	57.232
20	17.555	17.675	21.763	56.993

Laps	Sector 1	Sector 2	Sector 3	Lap Time
No.336 Ye Yi Fei				
1	21.033	18.702	22.288	1:02.023
2	18.094	18.292	22.342	58.728
3	32.460	17.963	21.806	1:12.229
4	17.828	18.144	21.877	57.849

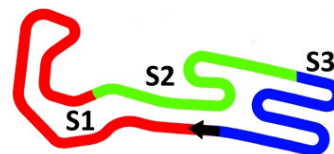




43° TROFEO DELLE INDUSTRIE

7-9 NOVEMBRE 2014

South Garda Karting - Lonato - Italy



KFJ Pre-Final (PF) Analysis

For information purposes. No official / regulatory value

Laps	Sector 1	Sector 2	Sector 3	Lap Time
5	17.749	18.153	21.938	57.840
6	17.872	18.004	22.006	57.882
7	17.986	18.144	21.988	58.118
8			22.087	58.568
9	17.839	18.047	23.257	59.143
10	17.653	18.193	22.124	57.970
11	17.891	18.360	22.281	58.532
12	18.369	18.183	22.086	58.638
13	17.924	18.170	22.084	58.178
14	18.317	18.394	22.116	58.827
15	18.553	18.257	22.038	58.848
16	18.107	18.090	22.153	58.350
17	17.987	18.159	22.194	58.340
18	18.071	18.066	22.228	58.365
19	17.721	18.228	22.233	58.182
20	17.973	18.251	22.172	58.396

Laps	Sector 1	Sector 2	Sector 3	Lap Time
6	18.077	18.369	22.350	58.796
7	18.169	19.700	22.398	1:00.267
8	17.907	18.764	22.186	58.857
9	23.919	18.599	23.871	1:06.389
10	18.037	18.111	22.158	58.306
11	18.005	18.482	22.103	58.590
12	18.161	18.027	21.989	58.177
13	18.057	18.244	22.102	58.403
14	17.975	18.089	22.030	58.094
15	17.836	18.232	22.036	58.104
16	17.995	17.982	22.079	58.056
17	18.070	18.089	21.998	58.157
18	18.052	18.134	22.044	58.230
19	17.904	18.018	22.079	58.001
20	18.200	18.702	22.078	58.980

Laps	Sector 1	Sector 2	Sector 3	Lap Time
7	17.812	17.978	21.879	57.669
8	17.856	17.977	21.759	57.592
9	18.186	17.960	21.891	58.037
10	17.910	17.959	21.855	57.724
11	17.836	17.930	21.920	57.686
12	17.919	18.005	22.009	57.933
13	17.954	17.869	21.951	57.774
14	18.129	17.814	21.849	57.792
15	17.970	17.956	21.875	57.801
16	18.185	17.938	21.953	58.076
17	18.177	18.126	22.081	58.384
18	17.900	18.089	21.906	57.895
19	17.963	17.786	21.994	57.743
20	18.135	18.129	21.927	58.191

No.337 Pankiewicz Julia				
1	21.488	19.604	23.005	1:04.097
2	24.923	18.715	22.242	1:05.880
3	18.424	18.762	21.999	59.185
4	18.104	18.288	22.064	58.456
5	18.160	18.222	22.054	58.436
6	18.215	18.696	22.194	59.105
7	18.212	18.234	21.956	58.402
8	19.032	19.261	22.589	1:00.882
9	18.561	19.635	22.722	1:00.918
10	18.072	18.193	22.139	58.404
11	18.166	18.303	22.108	58.577
12	18.295	18.179	22.174	58.648
13	18.091	18.252	22.103	58.446
14	18.042	18.188	22.266	58.496
15	18.233	18.171	22.080	58.484
16	18.086	18.146	22.243	58.475
17	18.153	18.211	22.141	58.505
18	18.206	18.285	22.166	58.657
19	18.272	18.198	22.185	58.655
20	18.289	18.376	22.211	58.876

No.339 Verkroost Bard				
1	20.023	18.885	22.372	1:01.280
2	18.480	18.608	22.092	59.180
3	18.141	18.472	22.048	58.661
4	18.234	18.267	22.002	58.503
5	17.817	18.257	22.179	58.253
6	18.126	18.324	22.315	58.765
7	17.816	18.336	22.296	58.448
8	17.959	18.014	21.920	57.893
9	17.560	18.019	22.049	57.628
10	17.747	17.943	22.051	57.741
11	17.917	18.091	21.953	57.961
12	17.648	18.051	21.914	57.613
13	17.969	17.969	21.972	57.910
14	17.722	18.066	21.978	57.766
15	18.056	17.916	22.132	58.104
16	17.929	17.795	22.000	57.724
17	17.745	17.884	21.984	57.613
18	17.593	18.143	22.122	57.858
19	17.930	17.964	22.081	57.975
20	17.559	17.895	22.181	57.635

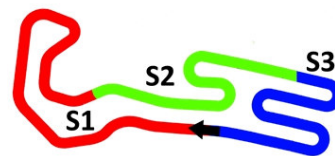
No.343 Novalak Clement				
1	22.079	23.690	21.961	1:07.730
2	18.196	18.335	22.301	58.832
3	18.383	18.242	22.161	58.786
4	18.507	18.730	22.150	59.387
5	17.976	18.214	22.116	58.306
6	18.078	18.127	22.182	58.387
7	18.369	18.112	22.688	59.169
8	17.995	18.102	22.066	58.163
9	18.058	18.279	21.948	58.285
10	18.083	18.234	21.947	58.264
11	18.072	18.061	22.135	58.268
12	17.988	18.066	22.140	58.194
13	18.067	18.198	22.148	58.413
14	18.522	18.066	21.941	58.529
15	18.039	18.126	21.982	58.147
16	17.921	18.175	21.907	58.003
17	18.062	18.109	22.160	58.331
18	17.929	18.077	22.092	58.098
19	18.007	18.158	22.488	58.653
20	18.045	18.016	22.251	58.312

No.338 Lundgaard Christian				
1	19.078	19.470	22.782	1:01.330
2	18.263	18.520	22.631	59.414
3	18.126	18.394	22.316	58.836
4	17.948	18.477	22.477	58.902
5	18.131	18.783	22.173	59.087

No.342 Hoyer Mikkel				
1	19.742	19.480	22.003	1:01.225
2	18.042	18.471	21.676	58.189
3	18.000	18.159	21.824	57.983
4	18.106	18.048	21.865	58.019
5	18.170	18.077	21.896	58.143
6	17.798	18.089	21.768	57.655

No.345 Travnikov Sergey				
1	19.885	19.638	22.853	1:02.376
2	19.344	18.537	22.022	59.903
3	18.344	18.419	21.852	58.615
4	23.663	19.165	22.596	1:05.424
5	18.479	18.318	21.980	58.777
6	18.180	18.305	21.991	58.476
7	17.993	18.413	22.359	58.765





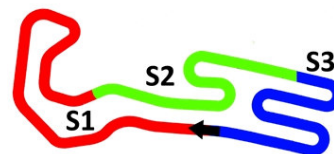
KFJ
Pre-Final (PF)
Analysis

For information purposes. No official / regulatory value

Laps	Sector 1	Sector 2	Sector 3	Lap Time	Laps	Sector 1	Sector 2	Sector 3	Lap Time	Laps	Sector 1	Sector 2	Sector 3	Lap Time
8	21.489	19.576	22.725	1:03.790	9	18.627	18.928	22.547	1:00.102	10	18.603	17.929	21.967	58.499
9	18.633	18.517	22.395	59.545	10	17.709	18.129	22.276	58.114	11	17.828	18.050	21.933	57.811
10	18.396	18.275	21.989	58.660	11	17.557	18.327	22.302	58.186	12	17.991	18.106	22.017	58.114
11	17.779	18.236	22.273	58.288	12	18.083	18.144	22.290	58.517	13	18.608	18.005	22.014	58.627
12	18.440	18.361	21.935	58.736	13	17.786	18.304	22.171	58.261	14	17.913	18.023	21.897	57.833
13	18.038	18.316	22.124	58.478	14	17.918	18.188	22.149	58.255	15	17.657	18.204	21.956	57.817
14	18.176	18.188	22.182	58.546	15	18.042	18.401	22.238	58.681	16	18.039	18.180	21.933	58.152
15	18.371	18.154	22.097	58.622	16	17.858	18.075	22.555	58.488	17	17.929	18.154	22.365	58.448
16	18.288	18.111	22.115	58.514	17	18.181	18.304	22.444	58.929	18	18.093	18.106	21.913	58.112
17	18.331	18.211	21.989	58.531	18	18.285	17.952	22.152	58.389	19	17.770	17.819	22.055	57.644
18	17.928	18.351	22.206	58.485	19	18.077	18.143	22.352	58.572	20	17.811	18.127	22.067	58.005
19	17.893	18.063	22.045	58.001	20	17.774	18.208	22.422	58.404	No.355 Roes Andersen Casper				
20	18.239	18.128	22.254	58.621	No.352 Colombo Lorenzo					1	19.379	24.726	22.481	1:06.586
No.347 Slurskiy Artem					1	19.666	18.532	22.050	1:00.248	2	18.660	19.244	22.714	1:00.618
1	21.070	19.059	22.509	1:02.638	2	18.240	18.236	22.077	58.553	3	18.327	18.469	22.187	58.983
2	19.858	18.522	22.872	1:01.252	3	18.128	18.372	22.319	58.819	4	18.740	18.021	22.057	58.818
3	18.530	18.450	22.083	59.063	4	18.100	18.314	22.107	58.521	5	17.668	18.293	22.053	58.014
4	18.983	18.280	23.500	1:00.763	5	17.786	18.000	21.774	57.560	6	18.077	18.248	21.982	58.307
5	18.182	18.137	22.069	58.388	6	17.796	17.920	21.772	57.488	7	17.801	18.300	22.011	58.112
6	18.417	18.051	22.083	58.551	7	17.814	17.882	21.739	57.435	8	17.943	18.352	22.152	58.447
7	18.182	18.053	22.497	58.732	8	17.552	17.948	21.826	57.326	9	18.111	18.425	22.456	58.992
8	18.395	17.952	22.157	58.504	9	17.897	18.004	21.865	57.766	10	19.024	18.232	21.900	59.156
9	18.243	18.091	22.001	58.335	10	17.601	17.818	21.859	57.278	11	17.928	18.088	21.999	58.015
10	18.690	17.959	22.019	58.668	11	17.683	17.895	21.774	57.352	12	17.910	18.015	21.924	57.849
11	18.916	17.862	22.153	58.931	12	17.801	17.926	21.801	57.528	13	18.120	18.015	21.931	58.066
12	18.249	18.120	22.171	58.540	13	17.735	17.890	21.768	57.393	14	17.897	17.965	21.870	57.732
13	18.302	18.128	22.172	58.602	14	17.800	18.032	21.836	57.668	15	17.809	18.059	22.000	57.868
14	18.275	18.134	22.124	58.533	15	17.563	17.960	21.741	57.264	16	18.086	18.142	21.909	58.137
15	18.359	18.076	22.006	58.441	16	17.822	17.842	21.791	57.455	17	18.023	18.135	22.113	58.271
16	18.237	18.096	22.067	58.400	17	18.194	17.716	21.816	57.726	18	17.649	18.068	21.850	57.567
17	18.691	18.209	22.165	59.065	18	17.982	18.066	21.753	57.801	19	17.552	18.083	22.078	57.713
18	18.903	18.194	22.053	59.150	19	17.810	17.813	21.778	57.401	20	17.855	18.293	22.131	58.279
19	18.410	18.073	22.042	58.525	20	18.192	17.748	21.890	57.830	No.356 Sun Yue Yang				
20	18.274	18.142	22.273	58.689	No.354 Vasile Daniel					1	19.356	20.975	22.420	1:02.751
No.351 Lvov Igor					1	23.726	19.714	22.669	1:06.109	2	18.424	18.454	22.505	59.383
1	23.879	18.864	22.445	1:05.188	2	18.739	18.533	23.060	1:00.332	3	28.724	17.959	21.672	1:08.355
2	18.959	18.409	22.892	1:00.260	3	18.340	18.380	22.285	59.005	4	17.976	17.857	21.769	57.602
3	18.045	18.568	22.346	58.959	4	18.872	18.411	21.918	59.201	5	18.668	18.124	21.780	58.572
4	18.513	18.579	23.242	1:00.334	5	17.631	18.101	21.979	57.711	6	18.157	18.204	22.104	58.465
5	19.173	18.425	22.285	59.883	6	17.987	18.237	22.084	58.308	7	18.084	18.078	22.409	58.571
6	17.943	18.283	22.190	58.416	7	17.962	18.174	22.057	58.193	8	18.702	18.041	21.981	58.724
7	17.746	18.475	22.160	58.381	8	17.816	18.245	22.242	58.303	9	17.979	17.885	21.870	57.734
8	20.148	19.563	22.854	1:02.565	9	18.433	18.248	22.323	59.004	10	18.457	17.961	21.910	58.328



43° TROFEO DELLE INDUSTRIE
7-9 NOVEMBRE 2014
South Garda Karting - Lonato - Italy



KFJ
Pre-Final (PF)
Analysis

For information purposes. No official / regulatory value

Laps	Sector 1	Sector 2	Sector 3	Lap Time
11	17.959	17.924	21.901	57.784
12	18.282	17.916	22.026	58.224
13	17.823	17.961	21.903	57.687
14	18.102	17.881	21.860	57.843
15	17.690	18.029	21.821	57.540
16	17.732	17.868	21.899	57.499
17	17.705	18.065	21.862	57.632
18	17.820	18.063	24.826	1:00.709
19	18.039	17.954	21.984	57.977
20	17.999	17.897	21.852	57.748



43° TROFEO DELLE INDUSTRIE

7-9 NOVEMBRE 2014

South Garda Karting - Lonato - Italy



KFJ

KFJ Pre-Final (PF) Starting Grid

Document 36 OFFICIAL

333	Mironov Maxim Tony Kart / TM / Vega	46 Points	17	347	Slurskiy Artem DR / TM / Vega	47 Points
339	Verkroost Bard Zanardi / Parilla / Vega	54 Points	16	332	Zotov Gleb Tony Kart / TM / Vega	44 Points
322	Scherer Fabio Top Kart / Parilla / Vega	52 Points	15	328	Sereia Gabriel Exprit / Vortex / Vega	50 Points
308	Smorodinov Alexey Tony Kart / TM / Vega	41 Points	14	321	Ponomarenko Milen Tony Kart / LKE / Vega	39 Points
351	Lvov Igor Energy / Parilla / Vega	39 Points	13	337	Pankiewicz Julia Tony Kart / Vortex / Vega	38 Points
343	Novalak Clement Kosmic / Vortex / Vega	37 Points	12	309	Ljungdahl Julius Tony Kart / Vortex / Vega	36 Points
312	Lappalainen Konsta Tony Kart / Vortex / Vega	35 Points	11	311	Blomqvist Isac Tony Kart / Vortex / Vega	32 Points
336	Ye Yi Fei Tony Kart / TM / Vega	31 Points	10	338	Lundgaard Christian Tony Kart / Vortex / Vega	30 Points
331	Van Kalmthout Rinus FA Kart / TM / Vega	28 Points	9	345	Travnikov Sergey DR / TM / Vega	23 Points
342	Hoyer Mikkel Tony Kart / Vortex / Vega	20 Points	8	354	Vasile Daniel Tony Kart / Vortex / Vega	19 Points
310	Lindh Rasmus Praga / Parilla / Vega	18 Points	7	315	Vips Yuri FA Alonso / Vortex / Vega	17 Points
320	Reicher Simon FA Kart / Vortex / Vega	16 Points	6	348	Petrov Artem DR / TM / Vega	15 Points
356	Sun Yue Yang FA Alonso / Vortex / Vega	14 Points	5	352	Colombo Lorenzo Tony Kart / TM / Vega	13 Points
334	Sargeant Logan FA Kart / Vortex / Vega	11 Points	4	355	Roes Andersen Casper FA Alonso / Vortex / Vega	11 Points
303	Alesi Giuliano Tony Kart / Vortex / Vega	11 Points	3	302	Lorandi Leonardo Tony Kart / Vortex / Vega	7 Points
318	Volegov Nikita Tony Kart / Parilla / Vega	7 Points	2	305	Vartanyan Alexander Tony Kart / Vortex / Vega	3 Points
327	Fernandez Wahbeh Sebastian Exprit / Vortex / Vega	2 Points	1	329	Lombardo Davide Exprit / Vortex / Vega	2 Points

POLE POSITION



Start : 09/11 - 13:35 20 Laps = 20,200 Km

43° Trofeo delle Industrie (ITA) 07-09/11/2014

FICr Mantova

Page 1 / 1

Apex Timing

Data processing and charts editing provided by:

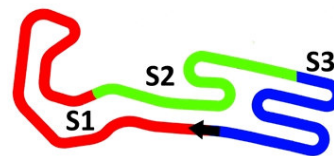




43° TROFEO DELLE INDUSTRIE

7-9 NOVEMBRE 2014

South Garda Karting - Lonato - Italy



KFJ Final (F) Risultati

Document 41 OFFICIAL

Rnk	No.	Concorrente / Entrant	Nat	Conditore / Driver	Nat	Materiale / Material	Time	Laps	Best Lap	Gap	Sector 1	Sector 2	Sector 3
1	▲13	320 M.M. Racing Kart	LUX	Reicher Simon	AUT	FA Kart / Vortex / Vega	17:59.757	20	51.141		14.863	16.191	20.087
2	▲9	308 Ward Racing	SWE	Smorodinov Alexey	RUS	Tony Kart / TM / Vega	18:01.346	20	51.979	1.589	15.086	16.598	20.295
3	▲15	310 Praga Kart Racing	CZE	Lindh Rasmus	SWE	Praga / Parilla / Vega	18:03.997	20	51.240	4.240	14.835	16.177	20.228
4	▲6	318 Team Komarov	RUS	Volegov Nikita	RUS	Tony Kart / Parilla / Vega	18:07.527	20	51.879	7.770	15.228	16.651	20.000
5	▲11	355 Ricky Flynn	GBR	Roes Andersen Casp	DNK	FA Alonso / Vortex / Vega	18:22.380	20	50.834	22.623	14.128	16.172	20.534
6	▲11	354 Real Racing	ROU	Vasile Daniel	ROU	Tony Kart / Vortex / Vega	18:23.191	20	52.805	23.434	15.437	16.570	20.798
7	▲27	348 DR Srl	ITA	Petrov Artem	RUS	DR / TM / Vega	18:24.030	20	51.143	24.273	14.570	16.365	20.208
8	▼6	315 Ricky Flynn Motorsport	GBR	Vips Yuri	EST	FA Alonso / Vortex / Vega	18:24.234	20	50.833	24.477	13.802	16.102	20.929
9	=	339 Keijzer Racing	NLD	Verkroost Bard	NLD	Zanardi / Parilla / Vega	18:26.826	20	51.292	27.069	14.263	16.291	20.738
10	▲13	347 DR Srl	ITA	Slurskiy Artem	RUS	DR / TM / Vega	18:29.790	20	50.446	30.033	14.438	16.104	19.904
11	▲14	328 RB Kart Technology Sa	CHE	Sereia Gabriel	BRA	Exprit / Vortex / Vega	18:35.500	20	51.524	35.743	14.897	16.274	20.353
12	▲9	327 RB Kart Technology Sa	CHE	Fernandez Wahbeh S	VEN	Exprit / Vortex / Vega	18:37.367	20	50.877	37.610	14.274	16.383	20.220
13	▼8	329 RB Kart Technology Sa	CHE	Lombardo Davide	ITA	Exprit / Vortex / Vega	18:43.157	20	51.565	43.400	14.337	16.620	20.608
14	▲5	356 Ricky Flynn	GBR	Sun Yue Yang	CHN	FA Alonso / Vortex / Vega	18:47.078	20	50.842	47.321	13.893	16.131	20.818
15	▲15	332 Kart Prom Team	UKR	Zotov Gleb	RUS	Tony Kart / TM / Vega	18:47.516	20	51.524	47.759	14.368	16.352	20.804
16	▲12	345 DR Srl	ITA	Travnikov Sergey	RUS	DR / TM / Vega	18:47.564	20	50.236	47.807	13.867	16.283	20.086
17	▼5	303 Baby Race Srl	ITA	Alesi Giuliano	CHE	Tony Kart / Vortex / Vega	18:48.785	20	51.883	49.028	14.678	16.374	20.831
18	▲9	351 Energy Corse Srl	ITA	Lvov Igor	RUS	Energy / Parilla / Vega	18:51.221	20	51.677	51.464	14.560	16.405	20.712
19	▼11	331 Van Kalmthout Martjn	NLD	Van Kalmthout Rinus	NLD	FA Kart / TM / Vega	17:08.397	18	52.185	2 Laps	14.839	16.368	20.978
20	▼17	302 Baby Race Srl	ITA	Lorandi Leonardo	ITA	Tony Kart / Vortex / Vega	16:15.150	17	52.776	3 Laps	14.442	16.908	21.426
21	▼8	322 Comer Spa	ITA	Scherer Fabio	CHE	Top Kart / Parilla / Vega	13:15.067	14	54.294	6 Laps	15.288	17.290	21.716
22	▲4	336 Kartronix International	GBR	Ye Yi Fei	CHN	Tony Kart / TM / Vega	13:37.055	14	54.162	6 Laps	14.935	17.339	21.888
23	▼8	333 Kart Prom Team	UKR	Mironov Maxim	UKR	Tony Kart / TM / Vega	13:38.577	14	53.904	6 Laps	15.714	17.028	21.162
24	▲9	311 Ward Racing	SWE	Blomqvist Isac	SWE	Tony Kart / Vortex / Vega	10:56.626	11	54.070	9 Laps	14.608	17.111	22.351
25	▼18	342 Forza Racing	GBR	Hoyer Mikkel	DNK	Tony Kart / Vortex / Vega	9:57.910	10	55.502	10 Laps	15.800	17.675	22.027
26	▼20	352 Colombo Giuseppe	ITA	Colombo Lorenzo	ITA	Tony Kart / TM / Vega	9:00.778	9	56.752	11 Laps	15.717	17.738	23.297
27	▲2	337 Forza Racing	GBR	Pankiewicz Julia	POL	Tony Kart / Vortex / Vega	9:09.149	9	56.555	11 Laps	15.808	17.927	22.820
28	▼8	343 Team Oakes	GBR	Novalak Clement	CHE	Kosmic / Vortex / Vega	8:22.862	8	57.965	12 Laps	16.615	18.388	22.962
29	▲3	309 Ward Racing	SWE	Ljungdahl Julius	SWE	Tony Kart / Vortex / Vega	8:26.121	8	59.687	12 Laps	16.609	18.553	24.525
30	▲1	321 BRT	ROU	Ponomarenko Milen	RUS	Tony Kart / LKE / Vega	6:21.558	6	59.185	14 Laps	17.075	18.392	23.718
31	▼27	305 Ward Racing	SWE	Vartanyan Alexander	RUS	Tony Kart / Vortex / Vega	2:12.994	2	1:03.877	18 Laps	19.117	20.822	23.938
32	▼8	312 Ward Racing	SWE	Lappalainen Konsta	FIN	Tony Kart / Vortex / Vega	1:12.935	1	1:07.162	19 Laps	19.981	21.064	26.117
33	▼32	334 Ricky Flynn	GBR	Sargeant Logan	USA	FA Kart / Vortex / Vega		0		20 Laps			
34	▼12	338 Lundgaard Racing	DNK	Lundgaard Christian	DNK	Tony Kart / Vortex / Vega	7.766	0		20 Laps			

Leaders : No.308 Smorodinov Alexey (1-18) / No.320 Reicher Simon (19-20)

Best Lap : No.345 Travnikov Sergey 50.236 72,37 Kph

Event Record : No.304 Moreira Laliberte Kami 39.880 91,17 Kph

Start Time : 09/11 - 15:53:40

Weather : Cloudy Air : 15°C Track : Wet

43° Trofeo delle Industrie (ITA) 07-09/11/2014

FICr Mantova

Page 1 / 1

Apex Timing

Data processing and charts editing provided by:

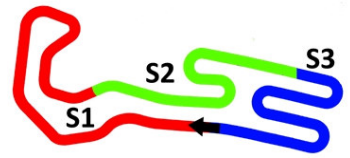




43° TROFEO DELLE INDUSTRIE

7-9 NOVEMBRE 2014

South Garda Karting - Lonato - Italy



KFJ Final (F) Lap Chart

For information purposes. No official / regulatory value

	1	2	3	4	5	6	7	8	9	10	11	12	13	14	15	16	17	18	19	20	21	22	23	24	25	26	27	28	29	30	31	32	33	34
Grid	334	315	302	305	329	352	342	331	339	318	308	303	322	320	333	355	354	310	356	343	327	338	347	312	328	336	351	345	337	332	321	309	311	348
Start	315	302	329	305	352	331	318	339	308	342	322	303	320	333	354	355	310	356	343	312	327	336	345	347	328	348	332	351	337	338	321	309	311	
Lap 1 Interval	308	318	315	302	310	354	320	322	331	339	329	303	352	356	333	305	355	343	327	328	336	342	347	351	332	312	337	321	311	309	348	345		
Lap 2	308	318	354	310	320	315	322	302	339	331	303	352	355	329	356	343	333	328	327	342	347	305	336	332	351	348	337	321	345	311	309			
Lap 3	308	318	310	320	354	302	315	322	339	331	352	355	329	328	303	356	343	342	347	351	327	332	348	336	333	337	345	311	321	309				
Lap 4	308	318	310	320	354	322	302	315	339	331	355	328	329	352	303	347	356	342	348	332	327	351	336	333	345	311	337	343	309	321				
Lap 5	308	318	310	320	354	322	302	339	315	331	355	328	329	347	352	303	348	356	327	342	351	336	333	332	311	345	337	309	343	321				
Lap 6	308	318	310	320	354	322	339	315	355	331	328	302	329	348	347	303	356	352	327	351	342	332	336	333	311	345	337	343	309	321				
Lap 7	308	318	310	320	354	322	339	315	355	331	328	348	329	347	302	303	356	327	352	351	342	336	332	311	345	333	337	343	309					
Lap 8	308	318	320	310	354	322	339	355	315	331	348	328	347	329	302	303	327	356	351	352	332	336	342	311	345	333	337	343	309					
Lap 9	308	318	320	310	354	322	339	355	315	331	348	328	347	329	302	327	303	351	356	332	352	336	342	345	333	311	337							
Lap 10	308	318	320	310	354	322	339	355	315	331	348	328	347	329	302	327	303	356	351	332	336	342	345	333	311									
Lap 11	308	318	320	310	354	322	339	355	315	348	331	347	328	302	329	327	356	332	303	351	336	345	333	311										
Lap 12	308	320	318	310	354	322	339	355	315	348	331	347	328	329	327	302	356	303	351	345	332	336	333											
Lap 13	308	320	318	310	354	339	355	322	315	348	331	347	328	329	302	327	356	303	351	345	332	336	333											
Lap 14	308	320	318	310	354	339	355	348	315	331	347	328	327	329	302	303	345	351	332	356	336	333												
Lap 15	308	320	318	310	354	339	355	348	315	331	347	328	327	329	302	303	345	332	351	356														
Lap 16	308	320	310	318	354	339	355	348	315	331	347	328	327	329	302	345	303	332	356	351														
Lap 17	308	320	310	318	354	355	339	348	315	347	328	327	329	332	303	356	345	351	302	331														
Lap 18	308	320	310	318	354	355	339	348	315	347	328	327	329	332	303	356	345	351	331															

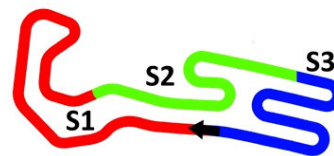




43° TROFEO DELLE INDUSTRIE

7-9 NOVEMBRE 2014

South Garda Karting - Lonato - Italy



KFJ Final (F) Analysis

For information purposes. No official / regulatory value

Laps	Sector 1	Sector 2	Sector 3	Lap Time	Laps	Sector 1	Sector 2	Sector 3	Lap Time	Laps	Sector 1	Sector 2	Sector 3	Lap Time
No.302 Lorandi Leonardo					No.308 Smorodinov Alexey					No.311 Blomqvist Isac				
1	18.249	19.342	24.068	1:01.659	1	17.617	18.111	22.024	57.752	13	15.170	16.955	20.618	52.743
2	17.511	19.446	23.866	1:00.823	2	16.094	17.718	21.577	55.389	14	15.022	16.701	20.544	52.267
3	16.460	18.286	24.092	58.838	3	16.573	17.750	21.588	55.911	15	15.024	16.698	20.569	52.291
4	16.640	18.317	24.296	59.253	4	16.250	17.547	21.608	55.405	16	14.974	16.866	20.905	52.745
5	15.723	17.984	23.328	57.035	5	16.097	17.415	21.610	55.122	17	15.190	16.771	20.552	52.513
6	20.124	18.630	23.560	1:02.314	6	15.655	17.478	21.316	54.449	18	14.770	16.386	20.257	51.413
7	16.823	19.376	23.175	59.374	7	15.519	17.350	21.327	54.196	19	15.149	16.374	20.406	51.929
8	15.337	17.896	23.005	56.238	8	15.396	17.217	21.192	53.805	20	14.835	16.177	20.228	51.240
9	15.537	17.716	22.149	55.402	9	15.754	17.517	21.290	54.561	No.312 Lappalainen Konsta				
10	15.517	17.363	22.812	55.692	10	15.607	17.093	21.130	53.830	1	21.167	20.697	24.768	1:06.632
11	14.440	17.489	21.786	53.715	11	15.363	16.965	20.835	53.163	2	17.676	19.069	25.212	1:01.957
12	15.318	17.831	22.486	55.635	12	15.373	17.040	20.762	53.175	3	17.789	19.157	24.061	1:01.007
13	15.053	17.638	21.815	54.506	13	15.455	17.064	20.649	53.168	4	17.368	18.853	23.503	59.724
14	14.325	18.739	21.981	55.045	14	15.285	16.809	20.487	52.581	5	17.375	18.146	22.706	58.227
15	14.442	16.908	21.426	52.776	15	15.010	16.945	21.186	53.141	6	16.237	18.491	23.027	57.755
16	16.988	17.598	21.687	56.273	16	14.927	16.829	20.638	52.394	7	15.872	17.702	22.764	56.338
17	14.434	21.834	21.145	57.413	17	14.976	16.818	20.485	52.279	8	15.836	17.556	23.550	56.942
No.303 Alesi Giuliano					18	15.086	16.598	20.295	51.979	9	15.379	17.863	27.406	1:00.648
1	19.233	19.795	24.163	1:03.191	19	15.276	17.091	20.163	52.530	10	14.959	17.627	22.182	54.768
2	18.332	19.486	24.020	1:01.838	20	15.148	17.109	20.211	52.468	11	14.608	17.111	22.351	54.070
3	17.266	20.389	23.611	1:01.266	No.309 Ljungdahl Julius					No.315 Vips Yuri				
4	17.144	19.302	24.209	1:00.655	1	20.947	20.728	24.993	1:06.668	1	17.021	19.523	23.672	1:00.216
5	15.789	18.395	23.402	57.586	2	20.090	20.031	24.697	1:04.818	2	18.349	19.368	23.695	1:01.412
6	15.754	19.201	23.066	58.021	3	17.604	18.508	23.878	59.990	3	16.969	19.151	24.009	1:00.129
7	16.456	18.326	22.764	57.546	4	17.853	19.288	23.825	1:00.966	4	16.759	18.800	23.601	59.160
8	15.186	17.734	22.822	55.742	5	16.609	18.553	24.525	59.687	5	15.998	18.443	23.422	57.863
9	15.769	18.164	22.720	56.653	6	17.233	18.487	24.464	1:00.184	6	15.979	17.961	23.146	57.086
10	15.312	17.433	22.189	54.934	7	16.880	17.927	29.820	1:04.627	7	15.537	17.689	22.867	56.093
11	15.309	18.471	22.523	56.303	8	16.650	19.911	24.084	1:00.645	8	15.569	17.548	22.546	55.663
12	15.316	17.574	21.834	54.724	No.310 Lindh Rasmus					9	15.747	17.123	21.754	54.624
13	14.739	17.064	21.932	53.735	1	19.259	18.186	22.584	1:00.029	10	15.401	17.413	21.896	54.710
14	15.000	17.351	21.417	53.768	2	17.394	17.929	21.885	57.208	11	14.682	16.830	21.310	52.822
15	14.646	17.020	21.589	53.255	3	16.436	17.832	22.390	56.658	12	14.476	17.060	21.503	53.039
16	14.947	17.744	21.838	54.529	4	16.031	17.706	21.647	55.384	13	15.425	17.411	22.328	55.164
17	14.724	16.695	21.200	52.619	5	15.963	17.874	21.531	55.368	14	14.238	17.354	21.537	53.129
18	14.711	16.529	22.054	53.294	6	15.986	17.813	21.549	55.348	15	14.865	16.993	21.068	52.926
19	14.678	16.374	20.831	51.883	7	15.969	17.468	21.129	54.566	16	14.136	16.559	20.616	51.311
20	14.070	17.411	21.404	52.885	8	16.485	17.055	20.911	54.451	17	14.082	16.248	22.205	52.535
No.305 Vartanyan Alexander					9	15.938	16.925	21.055	53.918	18	14.619	16.114	20.463	51.196
1	20.237	20.763	24.691	1:05.691	10	15.522	16.952	20.631	53.105	19	13.843	16.282	21.242	51.367
2	19.117	20.822	23.938	1:03.877	11	15.203	16.781	20.653	52.637	20	13.802	16.102	20.929	50.833

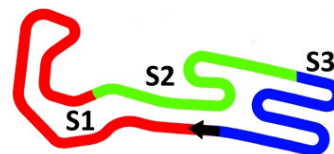




43° TROFEO DELLE INDUSTRIE

7-9 NOVEMBRE 2014

South Garda Karting - Lonato - Italy



KFJ Final (F) Analysis

For information purposes. No official / regulatory value

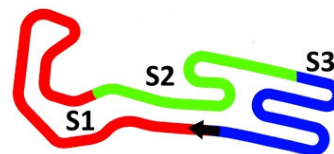
Laps	Sector 1	Sector 2	Sector 3	Lap Time	Laps	Sector 1	Sector 2	Sector 3	Lap Time	Laps	Sector 1	Sector 2	Sector 3	Lap Time
No.318 Volegov Nikita					No.321 Ponomarenko Milen					No.328 Sereia Gabriel				
1	17.701	18.612	22.116	58.429	1	20.747	20.293	24.277	1:05.317	1	19.751	20.001	24.335	1:04.087
2	16.304	17.719	21.702	55.725	2	18.747	19.896	24.399	1:03.042	2	17.947	18.772	24.365	1:01.084
3	16.583	17.659	21.562	55.804	3	18.462	19.552	24.080	1:02.094	3	16.798	18.300	23.600	58.698
4	16.066	17.562	21.603	55.231	4	17.593	20.229	25.040	1:02.862	4	16.615	18.902	22.796	58.313
5	16.064	17.535	21.514	55.113	5	16.738	19.746	24.269	1:00.753	5	16.384	18.250	22.205	56.839
6	15.846	17.402	21.397	54.645	6	17.075	18.392	23.718	59.185	6	16.033	18.462	22.902	57.397
7	15.474	17.422	21.368	54.264	No.322 Scherer Fabio					7	15.639	17.829	22.178	55.646
8	15.489	17.484	21.383	54.356	1	17.947	19.209	23.719	1:00.875	8	15.423	18.548	22.049	56.020
9	15.597	17.401	21.564	54.562	2	17.466	18.654	23.720	59.840	9	16.179	17.440	21.646	55.265
10	15.713	17.443	21.404	54.560	3	17.385	18.446	23.954	59.785	10	15.157	17.201	21.634	53.992
11	15.413	17.380	21.532	54.325	4	16.439	18.347	23.475	58.261	11	15.451	18.167	21.951	55.569
12	15.220	17.651	20.785	53.656	5	15.858	17.468	23.523	56.849	12	15.229	17.375	21.927	54.531
13	15.121	17.213	20.807	53.141	6	15.581	17.057	22.642	55.280	13	15.084	17.181	21.505	53.770
14	15.110	17.002	20.806	52.918	7	16.016	17.446	22.117	55.579	14	14.868	17.193	21.172	53.233
15	15.106	17.127	20.765	52.998	8	15.941	17.257	22.336	55.534	15	15.154	16.826	21.407	53.387
16	15.388	18.004	20.503	53.895	9	15.444	17.561	21.843	54.848	16	14.929	16.805	21.265	52.999
17	15.499	17.457	20.447	53.403	10	15.305	17.118	21.994	54.417	17	15.055	16.839	21.074	52.968
18	15.354	16.499	20.349	52.202	11	15.519	17.424	21.795	54.738	18	14.897	16.274	20.353	51.524
19	15.228	16.651	20.000	51.879	12	15.288	17.290	21.716	54.294	19	14.735	16.218	20.755	51.708
20	15.332	16.984	20.226	52.542	13	15.779	17.464	21.827	55.070	20	14.696	16.536	20.725	51.957
No.320 Reicher Simon					No.327 Fernandez Wahbeh Sebastian					No.329 Lombardo Davide				
1	19.399	18.923	22.473	1:00.795	1	20.018	20.158	24.545	1:04.721	1	19.621	19.702	24.677	1:04.000
2	17.549	18.671	21.611	57.831	2	17.638	19.413	24.222	1:01.273	2	19.371	19.721	24.071	1:03.163
3	17.138	17.242	21.579	55.959	3	18.768	19.285	24.176	1:02.229	3	16.749	19.197	23.640	59.586
4	15.924	17.785	21.785	55.494	4	17.439	18.438	23.790	59.667	4	16.599	19.819	23.293	59.711
5	16.657	17.468	21.419	55.544	5	16.692	18.397	23.524	58.613	5	16.164	18.360	23.069	57.593
6	15.884	17.754	21.454	55.092	6	16.712	17.803	22.473	56.988	6	15.604	18.533	23.090	57.227
7	15.749	17.602	21.424	54.775	7	16.417	17.959	22.658	57.034	7	15.776	18.403	23.074	57.253
8	15.629	16.925	20.749	53.303	8	15.519	17.483	22.639	55.641	8	15.485	17.929	22.420	55.834
9	15.528	16.780	21.146	53.454	9	15.247	17.217	22.244	54.708	9	15.396	17.536	22.591	55.523
10	15.243	16.682	20.607	52.532	10	15.112	17.144	21.774	54.030	10	15.081	17.142	21.933	54.156
11	15.126	16.682	20.559	52.367	11	15.004	17.221	21.846	54.071	11	15.803	17.809	22.682	56.294
12	15.175	16.714	20.336	52.225	12	14.745	17.305	21.680	53.730	12	14.814	17.472	21.298	53.584
13	14.996	16.630	20.385	52.011	13	14.550	18.623	21.993	55.166	13	14.675	19.297	21.097	55.069
14	14.848	16.677	20.515	52.040	14	14.613	16.952	21.365	52.930	14	15.049	17.509	22.164	54.722
15	15.035	16.647	20.804	52.486	15	14.593	17.186	21.110	52.889	15	14.662	17.267	21.652	53.581
16	15.321	17.028	20.287	52.636	16	14.369	16.692	21.039	52.100	16	14.433	18.099	20.967	53.499
17	14.902	16.463	20.285	51.650	17	14.169	16.619	20.540	51.328	17	14.386	17.170	21.263	52.819
18	15.223	16.570	20.262	52.055	18	15.095	16.499	20.381	51.975	18	14.803	16.985	20.506	52.294
19	15.140	16.459	20.341	51.940	19	14.395	16.488	20.664	51.547	19	14.337	16.620	20.608	51.565
20	14.863	16.191	20.087	51.141	20	14.274	16.383	20.220	50.877	20	14.479	16.428	21.507	52.414



43° TROFEO DELLE INDUSTRIE

7-9 NOVEMBRE 2014

South Garda Karting - Lonato - Italy



KFJ Final (F) Analysis

For information purposes. No official / regulatory value

Laps	Sector 1	Sector 2	Sector 3	Lap Time
No.331 Van Kalmthout Rinus				
1	18.305	19.241	24.560	1:02.106
2	19.420	19.379	23.300	1:02.099
3	17.286	19.054	23.502	59.842
4	16.230	18.711	22.937	57.878
5	16.229	18.103	22.883	57.215
6	17.085	17.648	22.890	57.623
7	16.043	17.726	22.566	56.335
8	15.293	17.534	22.542	55.369
9	15.324	17.748	22.325	55.397
10	15.011	17.440	21.753	54.204
11	15.215	17.566	22.235	55.016
12	14.776	17.073	22.201	54.050
13	14.654	17.465	21.674	53.793
14	14.830	17.533	21.448	53.811
15	14.951	17.136	21.754	53.841
16	14.464	16.759	21.404	52.627
17	32.919	17.135	21.166	1:11.220
18	14.839	16.368	20.978	52.185
No.332 Zotov Gleb				
1	21.267	19.907	23.781	1:04.955
2	18.381	19.139	24.524	1:02.044
3	18.028	18.580	23.619	1:00.227
4	17.379	18.589	23.029	58.997
5	16.652	17.781	27.927	1:02.360
6	16.591	18.043	22.072	56.706
7	17.038	18.488	22.171	57.697
8	15.794	17.305	22.114	55.213
9	15.668	17.202	22.072	54.942
10	15.690	16.882	21.169	53.741
11	15.496	16.889	21.576	53.961
12	15.185	17.480	25.671	58.336
13	15.267	17.556	21.237	54.060
14	15.168	17.452	21.301	53.921
15	15.011	16.629	21.078	52.718
16	14.645	16.777	20.591	52.013
17	14.368	16.352	20.804	51.524
18	15.427	16.251	21.237	52.915
19	15.047	16.315	20.298	51.660
20	14.161	16.091	22.151	52.403
No.333 Mironov Maxim				
1	20.045	19.962	24.175	1:04.182
2	19.148	19.276	24.016	1:02.440

Laps	Sector 1	Sector 2	Sector 3	Lap Time
3	17.911	18.761	27.709	1:04.381
4	17.362	18.461	23.604	59.427
5	17.307	18.341	23.241	58.889
6	17.514	18.451	22.686	58.651
7	16.966	18.753	22.875	58.594
8	16.236	17.620	22.786	56.642
9	15.966	17.614	22.237	55.817
10	15.589	17.848	21.787	55.224
11	16.500	17.435	21.959	55.894
12	15.714	17.028	21.162	53.904
13	15.531	17.663	21.331	54.525
14	16.907	16.861	21.617	55.385
No.336 Ye Yi Fei				
1	20.199	20.519	24.447	1:05.165
2	18.960	19.674	24.145	1:02.779
3	18.052	19.098	24.339	1:01.489
4	16.988	18.647	23.985	59.620
5	16.824	18.607	23.401	58.832
6	17.498	18.358	22.849	58.705
7	16.228	17.973	22.664	56.865
8	15.819	17.698	23.061	56.578
9	15.673	17.777	21.754	55.204
10	15.152	17.586	22.059	54.797
11	14.909	17.437	22.077	54.423
12	16.305	17.646	23.329	57.280
13	14.935	17.339	21.888	54.162
14	14.953	18.513	21.838	55.304
No.337 Pankiewicz Julia				
1	20.623	20.655	24.720	1:05.998
2	18.615	19.665	24.514	1:02.794
3	18.251	19.228	23.828	1:01.307
4	18.457	19.033	23.571	1:01.061
5	17.444	19.047	24.269	1:00.760
6	16.707	18.398	22.894	57.999
7	16.557	18.311	22.632	57.500
8	16.620	18.441	22.601	57.662
9	15.808	17.927	22.820	56.555
No.339 Verkroost Bard				
1	18.366	19.794	24.693	1:02.853
2	17.864	18.662	23.868	1:00.394
3	17.052	18.381	23.518	58.951
4	16.370	18.189	23.739	58.298
5	15.839	18.312	22.703	56.854

Laps	Sector 1	Sector 2	Sector 3	Lap Time
6	15.582	17.760	22.948	56.290
7	15.214	17.580	22.841	55.635
8	15.172	17.166	22.292	54.630
9	15.067	17.310	22.245	54.622
10	14.981	17.307	21.763	54.051
11	15.037	17.209	21.856	54.102
12	15.195	17.473	21.725	54.393
13	15.355	17.053	21.603	54.011
14	14.533	16.891	21.066	52.490
15	14.443	16.859	21.089	52.391
16	14.417	16.744	21.458	52.619
17	14.880	16.422	21.679	52.981
18	14.263	16.291	20.738	51.292
19	14.142	16.680	21.038	51.860
20	15.121	18.449	20.574	54.144
No.342 Hoyer Mikkel				
1	21.442	20.856	24.894	1:07.192
2	17.913	19.151	23.866	1:00.930
3	17.447	18.681	23.985	1:00.113
4	17.999	18.275	24.166	1:00.440
5	16.773	18.280	25.178	1:00.231
6	18.052	17.984	22.963	58.999
7	16.034	17.938	22.894	56.866
8	15.894	17.824	23.713	57.431
9	15.800	17.675	22.027	55.502
10	16.229	17.383	22.450	56.062
No.343 Novalak Clement				
1	19.714	19.913	24.531	1:04.158
2	18.078	19.351	23.884	1:01.313
3	18.097	19.181	23.894	1:01.172
4	26.343	18.181	23.848	1:08.372
5	16.431	18.474	26.361	1:01.266
6	17.442	18.060	23.056	58.558
7	17.343	24.408	22.889	1:04.640
8	16.615	18.388	22.962	57.965
No.345 Travnikov Sergey				
1	26.625	19.686	23.428	1:09.739
2	18.099	19.036	23.873	1:01.008
3	18.711	19.014	23.068	1:00.793
4	17.649	18.524	22.862	59.035
5	19.143	18.122	22.819	1:00.084
6	16.857	18.067	22.741	57.665
7	16.147	17.892	22.343	56.382

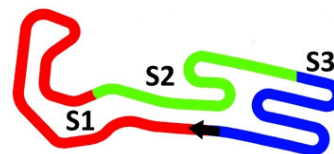




43° TROFEO DELLE INDUSTRIE

7-9 NOVEMBRE 2014

South Garda Karting - Lonato - Italy



KFJ Final (F) Analysis

For information purposes. No official / regulatory value

Laps	Sector 1	Sector 2	Sector 3	Lap Time
8	15.900	17.701	22.821	56.422
9	15.498	17.701	22.455	55.654
10	15.324	18.317	21.464	55.105
11	15.181	16.995	21.365	53.541
12	15.118	17.842	21.474	54.434
13	14.602	17.235	20.858	52.695
14	16.090	17.325	20.958	54.373
15	14.607	17.131	20.913	52.651
16	14.524	16.896	20.712	52.132
17	14.390	20.705	20.317	55.412
18	14.208	16.841	20.417	51.466
19	16.014	16.579	19.949	52.542
20	13.867	16.283	20.086	50.236

No.347 Slurskiy Artem				
Laps	Sector 1	Sector 2	Sector 3	Lap Time
1	21.160	20.057	23.882	1:05.099
2	18.035	18.728	24.126	1:00.889
3	17.477	18.724	23.938	1:00.139
4	16.516	18.513	23.818	58.847
5	16.013	17.832	22.459	56.304
6	16.264	18.492	23.008	57.764
7	15.666	18.143	22.895	56.704
8	15.183	17.192	21.444	53.819
9	15.103	17.458	21.442	54.003
10	15.377	17.137	21.743	54.257
11	15.561	17.455	21.421	54.437
12	14.967	17.102	21.144	53.213
13	15.156	17.085	21.057	53.298
14	14.588	17.035	22.091	53.714
15	14.648	17.264	21.788	53.700
16	14.654	16.623	21.193	52.470
17	14.700	16.261	20.603	51.564
18	14.645	16.688	20.285	51.618
19	14.415	16.293	20.385	51.093
20	14.438	16.104	19.904	50.446

No.348 Petrov Artem				
Laps	Sector 1	Sector 2	Sector 3	Lap Time
1	25.796	18.844	23.969	1:08.609
2	18.108	19.029	23.191	1:00.328
3	17.125	18.106	23.944	59.175
4	16.972	18.289	22.830	58.091
5	16.260	17.742	22.394	56.396
6	16.069	17.596	22.212	55.877
7	15.603	17.224	22.027	54.854
8	15.678	17.242	21.236	54.156

Laps	Sector 1	Sector 2	Sector 3	Lap Time
9	15.308	16.961	21.582	53.851
10	15.308	17.015	21.497	53.820
11	15.508	17.082	21.060	53.650
12	15.169	16.690	21.365	53.224
13	14.760	16.892	20.836	52.488
14	14.790	16.696	21.004	52.490
15	15.218	16.735	20.549	52.502
16	14.570	16.365	20.208	51.143
17	14.517	16.177	21.553	52.247
18	14.354	16.215	20.720	51.289
19	14.261	16.296	21.368	51.925
20	14.818	16.480	19.908	51.206

No.351 Lvov Igor				
Laps	Sector 1	Sector 2	Sector 3	Lap Time
1	20.362	19.745	24.529	1:04.636
2	18.001	19.970	24.405	1:02.376
3	17.348	18.802	23.337	59.487
4	18.690	18.885	23.236	1:00.811
5	16.661	18.054	23.798	58.513
6	16.392	18.052	22.600	57.044
7	15.990	18.139	22.551	56.680
8	15.438	17.796	22.347	55.581
9	15.139	17.738	22.192	55.069
10	15.580	17.381	22.567	55.528
11	16.494	17.524	22.269	56.287
12	15.193	17.674	21.747	54.614
13	15.133	17.999	21.191	54.323
14	16.176	17.361	22.221	55.758
15	15.055	17.999	21.441	54.495
16	14.986	17.181	20.892	53.059
17	14.750	17.363	20.949	53.062
18	14.638	16.489	21.529	52.656
19	14.560	16.405	20.712	51.677
20	14.706	16.945	20.558	52.209

No.352 Colombo Lorenzo				
Laps	Sector 1	Sector 2	Sector 3	Lap Time
1	19.570	20.704	24.093	1:04.367
2	18.255	19.405	24.167	1:01.827
3	16.676	19.179	24.003	59.858
4	18.084	19.022	23.429	1:00.535
5	16.333	18.197	23.587	58.117
6	16.029	19.362	24.042	59.433
7	16.240	18.801	23.736	58.777
8	15.717	17.738	23.297	56.752
9	16.412	18.210	22.940	57.562

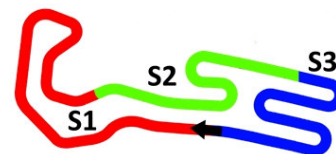
No.354 Vasile Daniel				
Laps	Sector 1	Sector 2	Sector 3	Lap Time
1	19.185	18.576	22.508	1:00.269
2	16.818	17.729	21.927	56.474
3	16.703	17.597	23.510	57.810
4	16.986	17.553	21.585	56.124
5	15.959	17.540	21.644	55.143
6	16.197	17.640	21.714	55.551
7	16.234	17.609	21.835	55.678
8	15.829	17.409	21.290	54.528
9	15.897	17.351	20.978	54.226
10	15.659	17.617	21.213	54.489
11	15.929	17.556	20.921	54.406
12	15.596	17.292	21.218	54.106
13	16.274	18.176	21.086	55.536
14	15.443	17.464	20.921	53.828
15	15.308	17.370	20.874	53.552
16	15.679	17.142	20.734	53.555
17	15.445	17.213	21.031	53.689
18	15.443	17.091	20.479	53.013
19	15.369	17.340	20.988	53.697
20	15.437	16.570	20.798	52.805

No.355 Roes Andersen Casper				
Laps	Sector 1	Sector 2	Sector 3	Lap Time
1	20.538	20.049	24.151	1:04.738
2	17.433	19.086	24.033	1:00.552
3	16.928	19.059	23.793	59.780
4	16.117	18.181	23.341	57.639
5	15.424	17.949	22.993	56.366
6	15.283	17.763	22.312	55.358
7	15.618	17.662	22.580	55.860
8	14.840	17.485	22.403	54.728
9	14.891	17.612	22.398	54.901
10	14.787	17.345	21.938	54.070
11	14.739	17.049	21.851	53.639
12	14.203	17.085	21.532	52.820
13	15.343	17.536	21.595	54.474
14	14.161	16.980	21.206	52.347
15	14.197	17.150	20.971	52.318
16	14.520	16.766	20.955	52.241
17	14.224	16.321	21.250	51.795
18	14.128	16.172	20.534	50.834
19	14.169	16.256	21.255	51.680
20	14.205	16.371	20.930	51.506





43° TROFEO DELLE INDUSTRIE
7-9 NOVEMBRE 2014
South Garda Karting - Lonato - Italy



KFJ
Final (F)
Analysis

For information purposes. No official / regulatory value

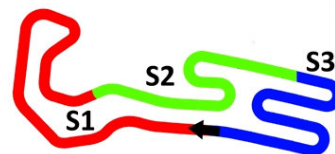
Laps	Sector 1	Sector 2	Sector 3	Lap Time
No.356	Sun Yue Yang			
1	19.075	19.750	24.222	1:03.047
2	18.109	19.421	24.626	1:02.156
3	17.381	19.269	23.953	1:00.603
4	16.802	19.306	24.900	1:01.008
5	15.720	18.074	23.597	57.391
6	16.009	18.455	23.244	57.708
7	16.531	18.586	23.582	58.699
8	14.886	18.014	23.378	56.278
9	15.106	17.542	23.591	56.239
10	14.820	17.456	21.832	54.108
11	14.622	17.775	22.617	55.014
12	14.367	17.103	22.269	53.739
13	14.296	16.988	22.126	53.410
14	21.045	18.149	21.583	1:00.777
15	14.542	17.234	21.337	53.113
16	14.134	16.517	21.190	51.841
17	14.208	16.331	20.873	51.412
18	14.494	16.434	21.247	52.175
19	14.712	16.449	20.968	52.129
20	13.893	16.131	20.818	50.842



43° TROFEO DELLE INDUSTRIE

7-9 NOVEMBRE 2014

South Garda Karting - Lonato - Italy



KFJ

KFJ
Final (F)
Starting Grid

Document 39 OFFICIAL

348 Petrov Artem DR / TM / Vega	15 Points	17	311 Blomqvist Isac Tony Kart / Vortex / Vega	32 Points
309 Ljungdahl Julius Tony Kart / Vortex / Vega	36 Points	16	321 Ponomarenko Milen Tony Kart / LKE / Vega	39 Points
332 Zotov Gleb Tony Kart / TM / Vega	44 Points	15	337 Pankiewicz Julia Tony Kart / Vortex / Vega	38 Points
345 Travnikov Sergey DR / TM / Vega	23 Points	14	351 Lvov Igor Energy / Parilla / Vega	39 Points
336 Ye Yi Fei Tony Kart / TM / Vega	31 Points	13	328 Sereia Gabriel Exprit / Vortex / Vega	50 Points
312 Lappalainen Konsta Tony Kart / Vortex / Vega	35 Points	12	347 Slurskiy Artem DR / TM / Vega	47 Points
338 Lundgaard Christian Tony Kart / Vortex / Vega	30 Points	11	327 Fernandez Wahbeh Sebastian Exprit / Vortex / Vega	2 Points
343 Novalak Clement Kosmic / Vortex / Vega	37 Points	10	356 Sun Yue Yang FA Alonso / Vortex / Vega	14 Points
310 Lindh Rasmus Praga / Parilla / Vega	18 Points	9	354 Vasile Daniel Tony Kart / Vortex / Vega	19 Points
355 Roes Andersen Casper FA Alonso / Vortex / Vega	11 Points	8	333 Mironov Maxim Tony Kart / TM / Vega	46 Points
320 Reicher Simon FA Kart / Vortex / Vega	16 Points	7	322 Scherer Fabio Top Kart / Parilla / Vega	52 Points
303 Alesi Giuliano Tony Kart / Vortex / Vega	11 Points	6	308 Smorodinov Alexey Tony Kart / TM / Vega	41 Points
318 Volegov Nikita Tony Kart / Parilla / Vega	7 Points	5	339 Verkroost Bard Zanardi / Parilla / Vega	54 Points
331 Van Kalmthout Rinus FA Kart / TM / Vega	28 Points	4	342 Hoyer Mikkel Tony Kart / Vortex / Vega	20 Points
352 Colombo Lorenzo Tony Kart / TM / Vega	13 Points	3	329 Lombardo Davide Exprit / Vortex / Vega	2 Points
305 Vartanyan Alexander Tony Kart / Vortex / Vega	3 Points	2	302 Lorandi Leonardo Tony Kart / Vortex / Vega	7 Points
315 Vips Yuri FA Alonso / Vortex / Vega	17 Points	1	334 Sargeant Logan FA Kart / Vortex / Vega	11 Points

POLE POSITION



Start : 09/11 - 15:10 20 Laps = 20,200 Km

43° Trofeo delle Industrie (ITA) 07-09/11/2014

FICr Mantova

Page 1 / 1

Apex Timing

Data processing and charts editing provided by:

