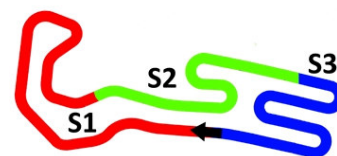




43° TROFEO DELLE INDUSTRIE

7-9 NOVEMBRE 2014

South Garda Karting - Lonato - Italy



60 Mini

60 Mini

Qualifying Practice (QP)

Results

Document 21 OFFICIAL

Rnk	No.	Conditore / Driver	Nat	QP-G1	QP-G2	Time	Gap	Laps	Group
1	35	Skeed	ITA	-	50.976	50.976		12	A
2	2	Cobellini Christian	ITA	-	50.979	50.979	0.003	11	B
3	12	Moretti Marzio	ITA	-	50.999	50.999	0.023	11	C
4	23	Caglioni Leonardo	ITA	-	51.093	51.093	0.117	11	A
5	16	Bogdanov Dmitri	ITA	-	51.098	51.098	0.122	10	B
6	46	Guidetti Jacopo	ITA	-	51.166	51.166	0.190	11	C
7	30	Fusco Giuseppe	ITA	51.210	-	51.210	0.234	11	A
8	18	Cuman Nicolò	ITA	-	51.251	51.251	0.275	10	B
9	26	Vidales David	ITA	51.311	-	51.311	0.335	11	C
10	11	Abrusci Nicola	ITA	-	51.377	51.377	0.401	10	A
11	36	Travagin Vittorio	ITA	-	51.540	51.540	0.564	11	B
12	34	Michelotto Mattia	ITA	51.560	-	51.560	0.584	11	C
13	10	Moya Lopez Ruben	ITA	-	51.566	51.566	0.590	11	A
14	24	Cecchi Federico	ITA	51.595	-	51.595	0.619	11	B
15	31	Muller Mattia	ITA	51.611	-	51.611	0.635	11	C
16	32	Carenini Danny	ITA	51.748	-	51.748	0.772	11	A
17	9	Marseglia Leonardo	ITA	51.770	-	51.770	0.794	10	B
18	40	Zaccaron Simone	ITA	-	51.817	51.817	0.841	11	C
19	44	Iuri Davide	ITA	51.924	-	51.924	0.948	11	A
20	14	Giardelli Luca	ITA	-	51.940	51.940	0.964	11	B
21	8	Bin Abdul Gafa Muizzuddin	ITA	51.942	-	51.942	0.966	10	C
22	25	Anderutti Leandro	ITA	51.995	-	51.995	1.019	11	A
23	20	Martinello Riccardo	ITA	-	52.196	52.196	1.220	11	B
24	4	Rosso Andrea	ITA	-	52.203	52.203	1.227	11	C
25	37	Crescente Francesco	ITA	52.221	-	52.221	1.245	11	A
26	42	Grigoryev Ivan	ITA	52.281	-	52.281	1.305	11	B
27	22	Kacovsky Matej	ITA	-	52.282	52.282	1.306	11	C
28	27	Gomez Gutierrez Jose Antonio	ITA	52.286	-	52.286	1.310	10	A
29	5	Sidqi Muhammad	ITA	52.448	-	52.448	1.472	10	B
30	21	Ricotti Mattia	ITA	-	52.742	52.742	1.766	11	C
31	38	Papalia Leonardo	ITA	52.744	-	52.744	1.768	11	A
32	41	Zaccaron Eric	ITA	52.942	-	52.942	1.966	10	B
33	3	Raffaele Francesca	ITA	53.032	-	53.032	2.056	10	C
34	45	Serban David	ITA	-	53.095	53.095	2.119	11	A
35	1	Bodellini Andrea	ITA	53.139	-	53.139	2.163	11	B
36	6	Zanfari Suleiman	ITA	53.531	-	53.531	2.555	10	C
37	15	Cenedese Alessandro	ITA	-	59.637	59.637	8.661	1	A

Gap Between Series : 100.46%

43° Trofeo delle Industrie (ITA) 07-09/11/2014

FICr Mantova

Page 1 / 1

Apex Timing

Data processing and charts editing provided by:

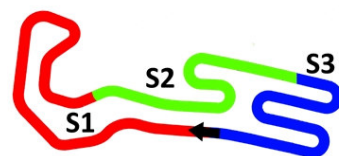
Alitest
Test Rapidi per il Latte



43° TROFEO DELLE INDUSTRIE

7-9 NOVEMBRE 2014

South Garda Karting - Lonato - Italy



60 Mini

60 Mini

Qualifying Heats (QH)

Results

Document 32 OFFICIAL

Rnk	No.	Concorrente / Entrant	Nat	Conditore / Driver	Nat	A-B	A-C	B-C	Q _P	Points
1	35	Giugliano Kart	ITA	Skeed	ITA	0	2	-	1	2
2	16	Baby Race Srl	ITA	Bogdanov Dmitri	ITA	3	-	0	5	3
3	23	Emilia Kart Srl	ITA	Caglioni Leonardo	ITA	2	3	-	4	5
4	9	Gamoto Snc	ITA	Marseglia Leonardo	ITA	4	-	2	17	6
5	12	Baby Race Srl	ITA	Moretti Marzio	ITA	-	0	8	3	8
6	34	Giugliano Kart	ITA	Michelotto Mattia	ITA	-	5	3	12	8
7	30	Lenzokart Srl	ITA	Fusco Giuseppe	ITA	5	6	-	7	11
8	26	Str Corse	ESP	Vidales David	ITA	-	7	4	9	11
9	36	Comer Spa	ITA	Travagin Vittorio	ITA	9	-	5	11	14
10	11	Baby Race Srl	ITA	Abrusci Nicola	ITA	6	12	-	10	18
11	10	Baby Race Srl	ITA	Moya Lopez Ruben	ITA	8	10	-	13	18
12	2	Emilia Kart Srl	ITA	Cobellini Christian	ITA	7	-	12	2	19
13	8	Gamoto Snc	ITA	Bin Abdul Gafa Muizzuddin	ITA	-	9	10	21	19
14	46	Energy Corse Srl	ITA	Guidetti Jacopo	ITA	-	4	16	6	20
15	24	Cecchi Giorgio	ITA	Cecchi Federico	ITA	13	-	7	14	20
16	31	Lenzokart Srl	ITA	Muller Mattia	ITA	-	8	13	15	21
17	5	Gamoto Snc	ITA	Sidqi Muhammad	ITA	12	-	9	29	21
18	32	Carenini Roberto	ITA	Carenini Danny	ITA	11	11	-	16	22
19	38	Papalia Roberto	ITA	Papalia Leonardo	ITA	10	15	-	31	25
20	40	Zaccaron Adriano	ITA	Zaccaron Simone	ITA	-	22	6	18	28
21	42	Jolly Team Srl	ITA	Grigoryev Ivan	ITA	17	-	11	26	28
22	14	Baby Race Srl	ITA	Giardelli Luca	ITA	16	-	15	20	31
23	20	Martinello Diego	ITA	Martinello Riccardo	ITA	14	-	17	23	31
24	4	Rosso Alessandro	ITA	Rosso Andrea	ITA	-	14	19	24	33

REPECHAGE

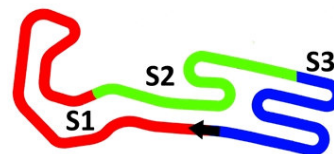
25	1	Emilia Kart Srl	ITA	Bodellini Andrea	ITA	18	-	18	35	36
26	18	Baby Race Srl	ITA	Cuman Nicolò	ITA	23	-	14	8	37
27	25	Auf der Maur GmbH	CHE	Anderutti Leandro	ITA	21	16	-	22	37
28	3	AB Motorsport Racing Team	ITA	Raffaele Francesca	ITA	-	17	20	33	37
29	37	Crescente Leonardo	ITA	Crescente Francesco	ITA	25	13	-	25	38
30	27	Lenzokart Srl	ITA	Gomez Gutierrez Jose Antonio	ITA	15	23	-	28	38
31	41	Zaccaron Adriano	ITA	Zaccaron Eric	ITA	20	-	21	32	41
32	21	Ricotti Alberto	ITA	Ricotti Mattia	ITA	-	18	24	30	42
33	45	Real Racing	ROU	Serban David	ITA	22	20	-	34	42
34	44	OK1 Racing Team	CZE	Iuri Davide	ITA	19	24	-	19	43
35	15	Baby Race Srl	ITA	Cenedese Alessandro	ITA	24	19	-	37	43
36	6	Gamoto Snc	ITA	Zanfari Suleiman	ITA	-	21	23	36	44
37	22	Emilia Kart Srl	ITA	Kacovsky Matej	ITA	-	25	22	27	47



43° TROFEO DELLE INDUSTRIE

7-9 NOVEMBRE 2014

South Garda Karting - Lonato - Italy



60 Mini

60 Mini
Repechage
Risultati

Document 37.1 OFFICIAL

Rnk	No.	Concorrente / Entrant	Nat	Conditore / Driver	Nat	Materiale / Material	Time	Laps	Best Lap	Gap	Sector 1	Sector 2	Sector 3	Penalty
1	▲2	25 Auf der Maur GmbH		Anderutti Leandro		Crg / Lke / Vega	8:49.489	8	1:05.269		19.797	20.596	24.876	
2	▲3	37 Crescente Leonardo		Crescente Francesco		Tony Kart / Lke / Vega	8:50.834	8	1:05.655	1.345	20.078	20.842	24.735	
3	▲4	41 Zaccaron Adriano		Zaccaron Eric		Top Kart / Parilla / Vega	8:55.707	8	1:05.795	6.218	20.211	20.797	24.787	
4	=	3 AB Motorsport Racing Team		Raffaele Francesca		Hero / Parilla / Vega	8:56.006	8	1:05.738	6.517	20.220	20.715	24.803	
5	▲8	22 Emilia Kart Srl		Kacovsky Matej		Fa / Lke / Vega	8:53.875	8	1:05.675	7.386	20.258	20.524	24.893	+3.000
6	▲4	44 OK1 Racing Team		Iuri Davide		IP Karting / Parilla / Vega	9:02.152	8	1:06.068	12.663	20.453	20.785	24.830	

No.22 Kacovsky Matej : Decision n°12 from Stewards

GOOD BYE

7	▼1	27 Lenzokart Srl		Gomez Gutierrez Jo		Lenzo / Lke / Vega	9:02.734	8	1:05.743	13.245	20.180	20.842	24.721	
8	▼6	18 Baby Race Srl		Cuman Nicolò		Tony Kart / Lke / Vega	9:06.906	8	1:06.580	17.417	20.259	21.272	25.049	
9	▲3	6 Gamoto Snc		Zanfari Suleiman		Crg / Lke / Vega	9:08.784	8	1:05.343	19.295	19.851	20.816	24.676	
10	▼2	21 Ricotti Alberto		Ricotti Mattia		Energy / Lke / Vega	8:59.920	8	1:06.323	20.431	20.635	20.679	25.009	+10.000
11	▼2	45 Real Racing		Serban David		Tony Kart / Lke / Vega	9:00.217	8	1:05.872	20.728	20.127	20.697	25.048	+10.000
12	▼1	15 Baby Race Srl		Cenedese Alessandro		Tony Kart / Lke / Vega	9:13.101	8	1:05.160	23.612	20.025	20.660	24.475	
13	▼12	1 Emilia Kart Srl		Bodellini Andrea		Fa / Lke / Vega	10:01.248	7	1:06.300	1 Lap	20.737	20.673	24.890	

No.21 Ricotti Mattia : Decision n°13 from Stewards

No.45 Serban David : Decision n°14 from Stewards

Start Time : 09/11 - 10:53:48

Weather : Cloudy Air : 15°C Track : Wet

Leaders : No.25 Anderutti Leandro (1-8)

Best Lap : No.15 Cenedese Alessandro 1:05.160 55,80 Kph

Event Record : No.12 Moretti Marzio 50.090 72,58 Kph

43° Trofeo delle Industrie (ITA) 07-09/11/2014

FICr Mantova

Page 1 / 1

Apex Timing

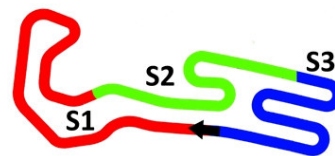
Data processing and charts editing provided by:

Alitest
Test Rapidi per il Latte





43° TROFEO DELLE INDUSTRIE
7-9 NOVEMBRE 2014
South Garda Karting - Lonato - Italy



60 Mini

60 Mini Repechage Lap Chart

For information purposes. No official / regulatory value

	1	2	3	4	5	6	7	8	9	10	11	12	13
Grid	1	18	25	3	37	27	41	21	45	44	15	6	22
Start	1	25	37	18	3	27	41	45	21	15	44	22	6
Lap 1 Interval	25	37 0.3	41 1.7	3 0.3	22 0.2	21 0.2	27 0.2	45 0.5	1 1.0	44 1.9	6 0.0	18 2.0	15 0.5
Lap 2	25	37 0.3	41 2.2	3 0.3	22 0.3	21 0.6	27 0.6	1 0.7	45 0.1	6 1.2	44 1.0	15 1.9	18 1.1
Lap 3	25	37 0.4	22 3.5	41 0.5	3 0.4	21 0.4	1 1.7	45 0.3	6 0.4	44 0.9	27 2.1	15 0.4	18 0.7
Lap 4	25	37 0.6	22 3.5	41 0.5	3 0.7	21 1.0	45 2.1	1 0.2	6 0.9	44 0.0	27 1.5	15 0.5	18 1.3
Lap 5	25	37 1.0	22 3.5	41 1.2	3 0.3	21 1.9	45 1.5	1 0.2	6 0.6	44 0.5	27 0.7	18 2.8	15 2.2
Lap 6	25	37 1.0	22 3.0	41 1.5	3 0.5	21 2.0	45 1.1	44 1.9	1 0.8	27 0.4	18 2.7	15 2.0	6 0.8
Lap 7	25	37 1.4	22 2.8	41 1.6	3 0.4	21 2.7	45 0.6	44 2.1	27 1.1	18 3.4	15 0.4	6 1.0	X 1:59
Lap 8	25	37 1.3	22 3.0	41 1.8	3 0.2	21 3.9	45 0.2	44 1.9	27 0.5	18 4.1	6 1.8	15 4.3	

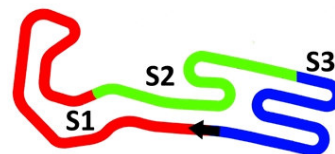




43° TROFEO DELLE INDUSTRIE

7-9 NOVEMBRE 2014

South Garda Karting - Lonato - Italy



60 Mini

60 Mini Repechage Analysis

For information purposes. No official / regulatory value

Laps	Sector 1	Sector 2	Sector 3	Lap Time
No.1 Bodellini Andrea				
1	21.316	24.724	25.087	1:11.127
2	20.737	20.673	24.890	1:06.300
3	20.926	21.301	25.036	1:07.263
4	20.757	21.736	24.861	1:07.354
5	20.663	20.687	24.966	1:06.316
6	20.531	23.206	24.673	1:08.410
7				3:10.860

Laps	Sector 1	Sector 2	Sector 3	Lap Time
No.3 Raffaele Francesca				
1	21.304	21.509	25.541	1:08.354
2	20.481	20.838	24.957	1:06.276
3	20.736	21.515	25.251	1:07.502
4	20.549	20.677	24.895	1:06.121
5	20.379	20.791	24.822	1:05.992
6	20.321	20.870	25.012	1:06.203
7	20.220	20.715	24.803	1:05.738
8	20.229	20.780	24.852	1:05.861

Laps	Sector 1	Sector 2	Sector 3	Lap Time
No.6 Zanfari Suleiman				
1	21.896	24.390	24.859	1:11.145
2	20.291	20.634	24.804	1:05.729
3	20.160	22.018	24.544	1:06.722
4	20.265	21.569	25.602	1:07.436
5	20.387	20.705	24.979	1:06.071
6	28.471	20.718	24.609	1:13.798
7	19.851	20.816	24.676	1:05.343
8	19.849	22.437	24.694	1:06.980

Laps	Sector 1	Sector 2	Sector 3	Lap Time
No.15 Cenedese Alessandro				
1	21.662	28.002	24.705	1:14.369
2	20.584	20.979	24.582	1:06.145
3	20.524	21.029	25.697	1:07.250
4	20.308	21.172	24.623	1:06.103
5	20.190	20.963	29.058	1:10.211
6	20.944	20.941	24.674	1:06.559
7	20.025	20.660	24.475	1:05.160
8	20.285	27.441	24.626	1:12.352

Laps	Sector 1	Sector 2	Sector 3	Lap Time
No.18 Cuman Nicolò				
1	24.658	25.091	25.048	1:14.797
2	21.480	21.180	25.233	1:07.893
3	20.645	21.170	24.991	1:06.806
4	20.533	21.206	25.008	1:06.747
5	20.259	21.272	25.049	1:06.580
6	20.775	20.977	25.043	1:06.795

Laps	Sector 1	Sector 2	Sector 3	Lap Time
7	20.646	20.979	25.073	1:06.698
8	20.524	21.073	25.044	1:06.641

Laps	Sector 1	Sector 2	Sector 3	Lap Time
No.21 Ricotti Mattia				
1	21.264	21.208	25.595	1:08.067
2	20.680	21.054	25.006	1:06.740
3	20.839	20.990	25.147	1:06.976
4	20.819	20.613	25.267	1:06.699
5	20.621	21.180	25.061	1:06.862
6	20.635	20.679	25.009	1:06.323
7	20.755	20.716	24.967	1:06.438
8	20.562	20.974	25.482	1:07.018

Laps	Sector 1	Sector 2	Sector 3	Lap Time
No.22 Kacovsky Matej				
1	21.086	21.175	25.076	1:07.337
2	20.505	20.852	25.021	1:06.378
3	20.583	20.796	24.817	1:06.196
4	20.129	20.759	24.873	1:05.761
5	20.119	20.838	24.746	1:05.703
6	20.258	20.524	24.893	1:05.675
7	20.231	20.701	24.782	1:05.714
8	20.383	20.738	24.744	1:05.865

Laps	Sector 1	Sector 2	Sector 3	Lap Time
No.25 Anderutti Leandro				
1	20.275	20.966	25.014	1:06.255
2	19.922	20.867	24.891	1:05.680
3	19.854	20.821	24.900	1:05.575
4	19.872	20.693	24.894	1:05.459
5	19.797	20.596	24.876	1:05.269
6	20.303	20.670	25.159	1:06.132
7	19.947	20.746	24.873	1:05.566
8	20.148	20.756	24.915	1:05.819

Laps	Sector 1	Sector 2	Sector 3	Lap Time
No.27 Gomez Gutierrez Jose Antonio				
1	21.468	21.982	25.475	1:08.925
2	20.739	21.568	24.865	1:07.172
3	20.601	26.194	25.186	1:11.981
4	20.310	20.815	24.823	1:05.948
5	20.180	20.842	24.721	1:05.743
6	20.458	21.438	24.943	1:06.839
7	20.344	20.786	24.859	1:05.989
8	20.266	20.805	24.863	1:05.934

Laps	Sector 1	Sector 2	Sector 3	Lap Time
No.37 Crescente Francesco				
1	20.527	20.879	24.976	1:06.382
2	20.205	20.720	24.766	1:05.691
3	20.078	20.842	24.735	1:05.655

Laps	Sector 1	Sector 2	Sector 3	Lap Time
4	20.051	20.866	24.789	1:05.706
5	20.050	20.867	24.786	1:05.703
6	20.121	21.010	25.011	1:06.142
7	20.185	20.896	24.866	1:05.947
8	19.973	20.881	24.835	1:05.689

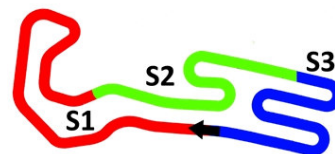
Laps	Sector 1	Sector 2	Sector 3	Lap Time
No.41 Zaccaron Eric				
1	21.303	21.048	25.438	1:07.789
2	20.456	20.728	25.054	1:06.238
3	20.404	21.947	25.076	1:07.427
4	20.211	20.797	24.787	1:05.795
5	20.628	20.874	24.902	1:06.404
6	20.234	20.818	24.945	1:05.997
7	20.287	20.639	24.901	1:05.827
8	20.128	20.871	25.016	1:06.015

Laps	Sector 1	Sector 2	Sector 3	Lap Time
No.44 Iuri Davide				
1	21.759	24.440	25.311	1:11.510
2	21.018	20.879	24.969	1:06.866
3	20.507	21.132	24.940	1:06.579
4	20.231	21.125	25.217	1:06.573
5	20.754	20.964	24.816	1:06.534
6	20.469	21.109	24.778	1:06.356
7	20.453	20.785	24.830	1:06.068
8	20.450	21.046	25.033	1:06.529

Laps	Sector 1	Sector 2	Sector 3	Lap Time
No.45 Serban David				
1	21.378	21.777	25.995	1:09.150
2	20.426	21.677	25.372	1:07.475
3	20.539	21.419	25.520	1:07.478
4	20.355	21.485	24.931	1:06.771
5	20.172	21.092	24.994	1:06.258
6	20.127	20.697	25.048	1:05.872
7	20.122	20.973	24.845	1:05.940
8	20.310	21.029	25.357	1:06.696



43° TROFEO DELLE INDUSTRIE
7-9 NOVEMBRE 2014
South Garda Karting - Lonato - Italy



60 Mini

60 Mini
Repechage
Starting Grid

Document 33 OFFICIAL

				7	22	Matej Kacovsky Fa / Lke / Vega		47 Points
6	Suleiman Zanfari Crg / Lke / Vega		44 Points	6	15	Alessandro Cenedese Tony Kart / Lke / Vega		43 Points
44	Davide Iuri IP Karting / Parilla / Vega		43 Points	5	45	David Serban Tony Kart / Lke / Vega		42 Points
21	Mattia Ricotti Energy / Lke / Vega		42 Points	4	41	Eric Zaccaron Top Kart / Parilla / Vega		41 Points
27	Jose Antonio Gomez Gutierrez Lenzo / Lke / Vega		38 Points	3	37	Francesco Crescente Tony Kart / Lke / Vega		38 Points
3	Francesca Raffaele Hero / Parilla / Vega		37 Points	2	25	Leandro Anderutti Crg / Lke / Vega		37 Points
18	Nicolò Cuman Tony Kart / Lke / Vega		37 Points	1	1	Andrea Bodellini Fa / Lke / Vega		36 Points

POLE POSITION



Start : 09/11 - 10:50 8 Laps = 8,080 Km

43° Trofeo delle Industrie (ITA) 07-09/11/2014
FICr Mantova

Page 1 / 1

Apex Timing

Data processing and charts editing provided by:

Alitest
Test Rapidi per il Latte

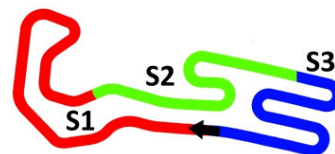




43° TROFEO DELLE INDUSTRIE

7-9 NOVEMBRE 2014

South Garda Karting - Lonato - Italy



60 Mini

60 Mini
Prefinal (PF)
Risultati

Document 40 OFFICIAL

Rnk	No.	Concorrente / Entrant	Nat	Conditore / Driver	Nat	Materiale / Material	Time	Laps	Best Lap	Gap	Sector 1	Sector 2	Sector 3
1	▲4	12	ITA	Moretti Marzio	ITA	Tony Kart / Lke / Vega	10:54.854	10	1:04.802		20.096	20.270	24.436
2	▲2	9	ITA	Marseglia Leonardo	ITA	Crg / Lke / Vega	11:01.903	10	1:05.336	7.049	20.201	20.367	24.768
3	▲7	11	ITA	Abrusci Nicola	ITA	Tony Kart / Lke / Vega	11:02.606	10	1:05.138	7.752	20.156	20.305	24.677
4	▲3	30	ITA	Fusco Giuseppe	ITA	Lenzokart / Lke / Vega	11:06.428	10	1:05.039	11.574	20.217	20.221	24.601
5	▲3	26	ESP	Vidales David	ITA	Energy / Lke / Vega	11:08.616	10	1:05.672	13.762	19.994	20.733	24.945
6	▲11	5	ITA	Sidqi Muhammad	ITA	Crg / Lke / Vega	11:09.465	10	1:05.760	14.611	20.224	20.550	24.986
7	▼6	35	ITA	Skeed	ITA	Top Kart / Parilla / Vega	11:09.666	10	1:05.334	14.812	20.501	20.175	24.658
8	▲17	25	CHE	Anderutti Leandro	ITA	Crg / Lke / Vega	11:11.440	10	1:05.580	16.586	20.054	20.598	24.928
9	▼6	23	ITA	Caglioni Leonardo	ITA	Fa / Lke / Vega	11:11.509	10	1:05.339	16.655	20.243	20.436	24.660
10	▲4	46	ITA	Guidetti Jacopo	ITA	Energy / Lke / Vega	11:11.744	10	1:05.734	16.890	20.493	20.491	24.750
11	▲15	37	ITA	Crescente Francesco	ITA	Tony Kart / Lke / Vega	11:12.094	10	1:05.578	17.240	20.362	20.683	24.533
12	=	2	ITA	Cobellini Christian	ITA	Fa / Lke / Vega	11:12.394	10	1:05.427	17.540	20.256	20.428	24.743
13	▼2	10	ITA	Moya Lopez Ruben	ITA	Tony Kart / Lke / Vega	11:14.858	10	1:05.965	20.004	20.211	20.683	25.071
14	▲15	22	ITA	Kacovsky Matej	ITA	Fa / Lke / Vega	11:15.207	10	1:05.444	20.353	20.274	20.562	24.608
15	▲13	3	ITA	Raffaele Francesca	ITA	Hero / Parilla / Vega	11:16.559	10	1:05.198	21.705	20.241	20.425	24.532
16	▲4	40	ITA	Zaccaron Simone	ITA	Top Kart / Parilla / Vega	11:16.878	10	1:06.077	22.024	20.784	20.469	24.824
17	▲1	32	ITA	Carenini Danny	ITA	Energy / Lke / Vega	11:17.977	10	1:05.961	23.123	20.213	20.725	25.023
18	▲1	38	ITA	Papalia Leonardo	ITA	Tony Kart / Lke / Vega	11:18.951	10	1:04.807	24.097	19.798	20.447	24.562
19	▲8	41	ITA	Zaccaron Eric	ITA	Top Kart / Parilla / Vega	11:19.283	10	1:05.765	24.429	20.400	20.625	24.740
20	▼7	8	ITA	Bin Abdul Gafa Muiz	ITA	Crg / Lke / Vega	11:19.374	10	1:05.267	24.520	20.340	20.293	24.634
21	▲1	14	ITA	Giardelli Luca	ITA	Tony Kart / Lke / Vega	11:19.629	10	1:05.394	24.775	20.263	20.416	24.715
22	▼13	36	ITA	Travagin Vittorio	ITA	Top Kart / Lke / Vega	11:22.273	10	1:06.179	27.419	20.606	20.659	24.914
23	▼21	16	ITA	Bogdanov Dmitri	ITA	Tony Kart / Lke / Vega	11:23.639	10	1:05.546	28.785	20.239	20.500	24.807
24	▼1	20	ITA	Martinello Riccardo	ITA	Fa / lame / Vega	11:23.879	10	1:06.334	29.025	20.247	21.062	25.025
25	▲5	44	CZE	Iuri Davide	ITA	IP Karting / Parilla / Vega	11:24.337	10	1:06.330	29.483	20.470	20.991	24.869
26	▼2	4	ITA	Rosso Andrea	ITA	Top Kart / lame / Vega	11:26.014	10	1:06.562	31.160	20.552	20.663	25.347
27	▼21	34	ITA	Michelotto Mattia	ITA	Top Kart / Parilla / Vega	11:22.959	9	1:05.971	1 Lap	20.369	20.668	24.934

Not Classified

	24	Cecchi Giorgio	ITA	Cecchi Federico	ITA	Tony Kart / Lke / Vega	10:53.494		1:06.129	excluded	20.854	20.471	24.804
	31	Lenzokart Srl	ITA	Muller Mattia	ITA	Lenzokart / Lke / Vega	11:09.920		1:05.422	excluded	20.080	20.700	24.642
	42	Jolly Team Srl	ITA	Grigoryev Ivan	ITA	Tony Kart / Lke / Vega	11:20.175		1:05.228	excluded	19.982	20.391	24.855

No.24 Cecchi Federico : Decision n°17 from Stewards

No.31 Muller Mattia : Decision n° 18/from Stewards

No.42 Grigoryev Ivan : Decision n°19 from Stewards

Start Time : 09/11 - 13:11:42

Weather : Cloudy Air : 15°C Track : Wet

Leaders : No.12 Moretti Marzio (1-10)
Best Lap : No.12 Moretti Marzio 1:04.802 56,10 Kph
Event Record : No.12 Moretti Marzio 50.090 72,58 Kph

43° Trofeo delle Industrie (ITA) 07-09/11/2014

FICr Mantova

Page 1 / 1

Apex Timing

Data processing and charts editing provided by:

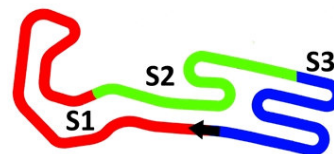




43° TROFEO DELLE INDUSTRIE

7-9 NOVEMBRE 2014

South Garda Karting - Lonato - Italy



60 Mini

60 Mini
Prefinal (PF)
Lap Chart

For information purposes. No official / regulatory value

	1	2	3	4	5	6	7	8	9	10	11	12	13	14	15	16	17	18	19	20	21	22	23	24	25	26	27	28	29	30
Grid	35	16	23	9	12	34	30	26	36	11	10	2	8	46	24	31	5	32	38	40	42	14	20	4	25	37	41	3	22	44
Start	35	12	30	9	16	36	26	10	11	8	46	2	31	38	5	32	42	24	40	20	25	4	23	41	14	37	3	22	44	34
Lap 1 Interval	12	9	35	11	8	30	2	31	5	46	10	26	38	25	32	23	40	42	4	20	37	41	14	3	22	36	44	16	24	34
		1.3	0.2	0.2	0.1	0.0	0.6	1.0	0.1	0.0	0.2	0.0	0.4	0.4	0.3	0.3	0.2	0.0	0.6	0.3	0.6	0.2	0.2	0.3	0.0	0.6	0.3	7.7	33.1	32.3
Lap 2	12	9	35	11	8	30	2	46	26	5	25	31	10	42	23	40	32	4	20	37	14	3	36	22	41	44	38	16	24	34
		1.3	0.5	0.5	0.4	0.5	0.1	0.5	0.6	0.0	1.6	0.0	0.5	0.1	0.5	0.1	0.2	0.8	0.0	0.1	0.4	0.1	0.6	0.1	0.4	0.5	2.3	7.8	30.2	31.6
Lap 3	12	9	35	11	8	30	2	26	5	46	31	25	42	10	23	32	40	37	20	3	4	22	41	36	44	38	14	16	24	34
		1.8	0.4	0.4	0.5	0.5	0.7	1.5	0.0	0.0	1.0	0.0	0.1	1.0	0.1	1.0	0.2	0.2	1.2	0.1	0.3	0.1	0.8	0.8	0.5	0.8	0.0	7.4	30.4	31.8
Lap 4	12	9	11	35	8	30	2	26	5	46	42	31	25	23	10	37	32	40	20	22	4	3	41	36	38	14	44	16	24	34
		2.3	1.1	0.0	0.1	0.6	1.0	2.1	0.0	0.3	1.0	0.0	0.1	0.1	1.3	0.4	0.0	0.0	1.8	0.4	0.1	0.0	0.2	1.1	1.1	0.5	0.3	6.3	31.2	31.8
Lap 5	12	9	11	35	30	2	5	26	46	31	25	42	23	37	10	32	40	20	22	3	4	41	38	14	36	44	8	16	24	34
		2.9	1.2	0.3	0.7	0.7	2.4	0.2	0.0	1.8	0.4	0.1	0.0	0.4	0.5	0.5	0.3	1.6	0.6	0.0	1.4	0.6	0.1	0.1	1.1	0.4	0.4	4.3	32.2	31.3
Lap 6	12	9	11	35	30	2	5	26	31	42	46	25	37	23	10	32	40	20	22	3	38	14	41	4	36	8	44	16	24	34
		3.4	0.7	0.5	0.4	1.4	2.4	0.3	1.5	0.6	0.2	0.4	0.5	0.2	0.0	0.4	0.6	2.3	0.1	0.0	1.2	1.1	0.1	0.2	0.5	0.1	1.1	3.2	33.2	31.1
Lap 7	12	9	11	35	30	2	26	5	31	42	46	25	23	37	32	10	40	22	38	3	20	14	41	8	36	44	4	16	24	34
		4.1	0.5	0.5	0.3	1.7	3.0	0.2	1.5	0.0	0.9	0.5	0.9	0.2	0.1	0.4	0.6	1.3	1.0	0.2	0.1	1.0	0.6	0.8	0.9	1.2	1.0	0.9	34.0	30.8
Lap 8	12	9	11	35	30	2	26	5	31	46	25	23	37	10	40	32	38	22	3	20	14	41	8	42	36	44	4	16	24	34
		5.3	0.1	0.4	0.2	1.7	3.7	0.2	1.8	0.4	0.2	0.7	0.7	1.1	0.6	0.2	0.4	0.1	0.4	1.4	0.1	0.6	1.5	0.8	0.0	1.1	1.9	0.0	34.7	30.3
Lap 9	12	9	11	35	30	2	26	5	31	46	25	23	37	10	38	32	22	40	3	20	14	41	8	42	36	44	16	4	24	34
		5.9	0.2	0.3	0.1	1.8	3.9	0.3	1.4	0.9	0.1	0.3	0.9	1.4	0.9	0.1	0.3	0.6	0.1	1.6	0.3	0.4	0.6	1.2	1.2	1.5	0.2	1.3	34.5	29.4
Lap 10	12	9	11	30	26	5	35	31	25	23	46	37	2	10	22	3	40	32	38	41	8	14	42	36	16	20	44	4		
		7.0	0.7	3.8	2.1	0.8	0.2	0.2	1.5	0.0	0.2	0.3	0.3	2.4	0.3	1.3	0.3	1.0	0.9	0.3	0.0	0.2	0.5	2.0	1.3	0.2	0.4	1.6		

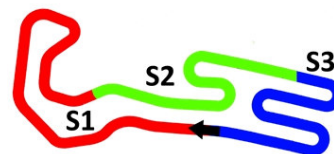




43° TROFEO DELLE INDUSTRIE

7-9 NOVEMBRE 2014

South Garda Karting - Lonato - Italy



60 Mini

60 Mini Prefinal (PF) Analysis

For information purposes. No official / regulatory value

Laps	Sector 1	Sector 2	Sector 3	Lap Time
No.2 Cobellini Christian				
1	21.086	20.816	24.865	1:06.767
2	20.609	20.974	25.002	1:06.585
3	20.712	20.524	24.697	1:05.933
4	20.412	20.400	24.822	1:05.634
5	20.432	20.406	24.707	1:05.545
6	20.638	20.432	24.741	1:05.811
7	20.256	20.428	24.743	1:05.427
8	20.304	20.362	24.775	1:05.441
9	20.359	20.333	24.801	1:05.493
10	20.490	20.388	33.210	1:14.088

Laps	Sector 1	Sector 2	Sector 3	Lap Time
No.3 Raffaele Francesca				
1	22.268	21.554	26.224	1:10.046
2	20.601	21.165	24.978	1:06.744
3	20.781	21.125	24.948	1:06.854
4	20.344	20.804	25.769	1:06.917
5	20.514	20.716	25.341	1:06.571
6	20.460	20.880	25.242	1:06.582
7	20.456	20.697	25.521	1:06.674
8	20.241	20.425	24.532	1:05.198
9	20.496	20.907	24.744	1:06.147
10	20.414	20.494	25.455	1:06.363

Laps	Sector 1	Sector 2	Sector 3	Lap Time
No.4 Rosso Andrea				
1	22.538	21.208	25.478	1:09.224
2	20.914	21.052	25.825	1:07.791
3	21.240	21.256	25.456	1:07.952
4	20.552	20.663	25.347	1:06.562
5	21.055	20.937	26.073	1:08.065
6	20.671	20.572	26.698	1:07.941
7	20.784	21.091	27.846	1:09.721
8	20.919	20.636	25.619	1:07.174
9	21.121	20.675	25.243	1:07.039
10	20.907	20.797	25.366	1:07.070

Laps	Sector 1	Sector 2	Sector 3	Lap Time
No.5 Sidqi Muhammad				
1	21.676	21.147	24.647	1:07.470
2	20.909	20.538	25.199	1:06.646
3	20.314	20.551	25.369	1:06.234
4	20.598	20.577	25.051	1:06.226
5	20.349	20.692	24.781	1:05.822
6	20.224	20.550	24.986	1:05.760
7	20.260	21.018	24.966	1:06.244
8	20.323	20.934	24.964	1:06.221

Laps	Sector 1	Sector 2	Sector 3	Lap Time
9	20.256	20.642	24.887	1:05.785
10	20.376	20.579	25.877	1:06.832

Laps	Sector 1	Sector 2	Sector 3	Lap Time
No.8 Bin Abdul Gafa Muizzuddin				
1	20.994	20.765	24.979	1:06.738
2	20.799	21.082	24.734	1:06.615
3	20.340	20.293	24.634	1:05.267
4	20.236	20.399	24.690	1:05.325
5	35.863	20.632	24.675	1:21.170
6	20.327	20.513	24.779	1:05.619
7	20.435	20.493	24.774	1:05.702
8	20.270	21.390	24.821	1:06.481
9	20.163	20.508	24.634	1:05.305
10	20.211	20.766	25.151	1:06.128

Laps	Sector 1	Sector 2	Sector 3	Lap Time
No.9 Marseglia Leonardo				
1	21.003	20.551	25.105	1:06.659
2	20.511	20.432	24.680	1:05.623
3	20.414	20.521	24.599	1:05.534
4	20.201	20.367	24.768	1:05.336
5	20.434	20.316	24.725	1:05.475
6	20.430	20.330	24.808	1:05.568
7	20.424	20.380	24.775	1:05.579
8	20.433	20.557	24.976	1:05.966
9	20.165	20.493	24.852	1:05.510
10	20.584	20.737	24.857	1:06.178

Laps	Sector 1	Sector 2	Sector 3	Lap Time
No.10 Moya Lopez Ruben				
1	21.622	21.390	26.148	1:09.160
2	21.314	21.544	25.653	1:08.511
3	20.389	20.929	25.080	1:06.398
4	20.902	20.748	25.359	1:07.009
5	20.557	21.058	24.931	1:06.546
6	20.500	20.545	24.968	1:06.013
7	21.110	20.742	25.198	1:07.050
8	20.558	20.743	25.148	1:06.449
9	20.211	20.683	25.071	1:05.965
10	20.326	21.042	25.534	1:06.902

Laps	Sector 1	Sector 2	Sector 3	Lap Time
No.11 Abrusci Nicola				
1	20.762	20.685	25.200	1:06.647
2	20.975	20.817	24.571	1:06.363
3	20.283	20.342	24.582	1:05.207
4	20.160	20.457	25.025	1:05.642
5	20.699	20.306	24.514	1:05.519
6	20.156	20.305	24.677	1:05.138

Laps	Sector 1	Sector 2	Sector 3	Lap Time
7	20.334	20.356	24.665	1:05.355
8	20.180	20.545	24.879	1:05.604
9	20.349	20.398	24.854	1:05.601
10	20.338	20.751	25.517	1:06.606

Laps	Sector 1	Sector 2	Sector 3	Lap Time
No.12 Moretti Marzio				
1	20.512	20.497	24.794	1:05.803
2	20.558	20.466	24.645	1:05.669
3	20.187	20.352	24.484	1:05.023
4	20.062	20.288	24.475	1:04.825
5	20.158	20.260	24.457	1:04.875
6	20.044	20.482	24.569	1:05.095
7	20.096	20.270	24.436	1:04.802
8	20.149	20.224	24.445	1:04.818
9	20.133	20.273	24.482	1:04.888
10	20.278	20.293	24.506	1:05.077

Laps	Sector 1	Sector 2	Sector 3	Lap Time
No.14 Giardelli Luca				
1	22.245	22.095	25.845	1:10.185
2	20.690	21.074	25.167	1:06.931
3	24.360	21.672	24.645	1:10.677
4	20.440	21.134	24.696	1:06.270
5	20.601	20.650	24.771	1:06.022
6	20.595	20.888	25.023	1:06.506
7	20.263	20.416	24.715	1:05.394
8	20.414	20.599	24.703	1:05.716
9	20.360	20.992	25.138	1:06.490
10	20.610	21.405	25.414	1:07.429

Laps	Sector 1	Sector 2	Sector 3	Lap Time
No.16 Bogdanov Dmitri				
1	27.210	26.116	29.470	1:22.796
2	24.325	20.659	24.889	1:09.873
3	20.562	20.624	24.806	1:05.992
4	20.375	20.339	24.881	1:05.595
5	20.389	20.413	24.860	1:05.662
6	20.293	20.486	24.904	1:05.683
7	20.239	20.500	24.807	1:05.546
8	20.421	20.574	25.225	1:06.220
9	20.566	20.348	24.739	1:05.653
10	20.414	20.603	25.054	1:06.071

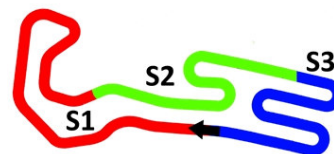
Laps	Sector 1	Sector 2	Sector 3	Lap Time
No.20 Martinello Riccardo				
1	23.014	21.835	25.217	1:10.066
2	20.795	21.184	25.496	1:07.475
3	21.015	21.043	25.336	1:07.394
4	20.706	20.821	24.883	1:06.410



43° TROFEO DELLE INDUSTRIE

7-9 NOVEMBRE 2014

South Garda Karting - Lonato - Italy



60 Mini

60 Mini Prefinal (PF) Analysis

For information purposes. No official / regulatory value

Laps	Sector 1	Sector 2	Sector 3	Lap Time
5	20.309	21.042	25.306	1:06.657
6	20.393	20.908	25.655	1:06.956
7	20.940	20.761	25.326	1:07.027
8	20.525	21.159	24.865	1:06.549
9	20.247	21.062	25.025	1:06.334
10	20.552	26.083	25.389	1:12.024

No.22 Kacovsky Matej				
Laps	Sector 1	Sector 2	Sector 3	Lap Time
1	22.008	21.843	25.975	1:09.826
2	20.737	21.969	24.698	1:07.404
3	21.209	20.454	24.947	1:06.610
4	20.617	20.658	24.928	1:06.203
5	20.144	21.059	25.577	1:06.780
6	20.607	20.795	25.112	1:06.514
7	20.274	20.562	24.608	1:05.444
8	20.328	20.591	25.094	1:06.013
9	20.559	20.577	24.737	1:05.873
10	20.293	20.611	24.866	1:05.770

No.23 Cagliani Leonardo				
Laps	Sector 1	Sector 2	Sector 3	Lap Time
1	21.968	21.074	25.181	1:08.223
2	20.589	21.444	25.436	1:07.469
3	20.452	20.764	24.679	1:05.895
4	20.356	20.384	24.696	1:05.436
5	21.231	20.613	25.087	1:06.931
6	20.643	21.120	25.157	1:06.920
7	20.543	20.360	25.395	1:06.298
8	20.243	20.436	24.660	1:05.339
9	20.439	20.361	24.706	1:05.506
10	20.472	20.475	25.025	1:05.972

No.24 Cecchi Federico				
Laps	Sector 1	Sector 2	Sector 3	Lap Time
1	29.309	59.193	25.179	1:53.681
2	21.057	20.866	25.142	1:07.065
3	20.854	20.471	24.804	1:06.129
4	21.015	20.668	24.705	1:06.388
5	20.828	20.879	24.973	1:06.680
6	20.916	20.978	24.833	1:06.727
7	20.781	20.666	24.874	1:06.321
8	21.035	20.799	25.044	1:06.878
9	20.756	20.793	25.311	1:06.860

No.25 Anderutti Leandro				
Laps	Sector 1	Sector 2	Sector 3	Lap Time
1	21.420	21.041	25.237	1:07.698
2	20.592	21.429	24.971	1:06.992
3	19.860	20.841	25.136	1:05.837

Laps	Sector 1	Sector 2	Sector 3	Lap Time
4	20.597	21.140	24.812	1:06.549
5	21.333	20.535	24.973	1:06.841
6	20.079	20.695	25.662	1:06.436
7	20.058	21.397	24.636	1:06.091
8	20.054	20.598	24.928	1:05.580
9	20.393	20.712	24.744	1:05.849
10	20.416	20.717	25.155	1:06.288

No.26 Vidales David				
Laps	Sector 1	Sector 2	Sector 3	Lap Time
1	23.377	20.719	25.201	1:09.297
2	20.905	20.477	24.852	1:06.234
3	20.002	20.514	25.752	1:06.268
4	20.457	20.947	24.786	1:06.190
5	19.884	20.903	25.328	1:06.115
6	20.460	20.531	24.892	1:05.883
7	20.233	20.548	24.925	1:05.706
8	20.796	20.465	24.908	1:06.169
9	19.994	20.733	24.945	1:05.672
10	20.125	20.734	25.496	1:06.355

No.30 Fusco Giuseppe				
Laps	Sector 1	Sector 2	Sector 3	Lap Time
1	20.834	20.987	25.594	1:07.415
2	20.887	21.450	24.749	1:07.086
3	20.347	20.370	24.592	1:05.309
4	20.327	20.288	24.753	1:05.368
5	20.591	20.314	24.946	1:05.851
6	20.217	20.221	24.601	1:05.039
7	20.449	20.185	24.547	1:05.181
8	20.254	20.442	24.725	1:05.421
9	20.406	20.330	24.694	1:05.430
10	20.564	20.433	28.934	1:09.931

No.31 Muller Mattia				
Laps	Sector 1	Sector 2	Sector 3	Lap Time
1	21.740	20.769	25.102	1:07.611
2	21.823	21.767	24.863	1:08.453
3	19.925	20.930	24.887	1:05.742
4	20.380	21.034	25.060	1:06.474
5	20.629	21.203	24.691	1:06.523
6	20.046	20.838	24.677	1:05.561
7	20.674	20.444	24.797	1:05.915
8	20.787	20.836	24.835	1:06.458
9	20.080	20.700	24.642	1:05.422
10	20.080	20.867	24.900	1:05.847

No.32 Carenini Danny				
Laps	Sector 1	Sector 2	Sector 3	Lap Time
1	21.914	21.413	25.598	1:08.925

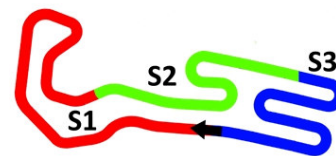
Laps	Sector 1	Sector 2	Sector 3	Lap Time
2	20.450	22.080	25.737	1:08.267
3	20.465	21.167	24.845	1:06.477
4	20.310	20.545	25.427	1:06.282
5	21.018	20.628	24.943	1:06.589
6	20.213	20.725	25.023	1:05.961
7	20.416	20.588	25.175	1:06.179
8	20.367	22.280	25.143	1:07.790
9	20.423	20.654	25.069	1:06.146
10	20.191	20.706	28.015	1:08.912

No.34 Michelotto Mattia				
Laps	Sector 1	Sector 2	Sector 3	Lap Time
1	20.979	20.766	25.114	1:06.859
2	20.489	20.674	25.180	1:06.343
3	20.699	20.606	25.051	1:06.356
4	20.410	20.613	25.358	1:06.381
5	20.542	20.576	25.024	1:06.142
6	20.559	20.598	25.420	1:06.577
7	20.489	20.478	25.051	1:06.018
8	20.404	20.698	25.245	1:06.347
9	20.369	20.668	24.934	1:05.971

No.35 Skeed				
Laps	Sector 1	Sector 2	Sector 3	Lap Time
1	21.183	21.090	25.303	1:07.576
2	21.000	20.440	24.537	1:05.977
3	20.420	20.310	24.653	1:05.383
4	20.478	20.584	25.079	1:06.141
5	20.462	20.602	24.747	1:05.811
6	20.451	20.236	24.650	1:05.337
7	20.501	20.175	24.658	1:05.334
8	20.399	20.332	24.764	1:05.495
9	20.448	20.301	24.751	1:05.500
10	20.418	20.551	32.358	1:13.327

No.36 Travagin Vittorio				
Laps	Sector 1	Sector 2	Sector 3	Lap Time
1	28.635	20.959	25.022	1:14.616
2	20.673	21.014	24.929	1:06.616
3	22.127	21.269	24.948	1:08.344
4	20.606	20.659	24.914	1:06.179
5			25.072	1:08.844
6	20.681	20.660	24.984	1:06.325
7	20.482	21.167	25.143	1:06.792
8	20.548	20.716	25.177	1:06.441
9	21.065	20.580	25.326	1:06.971
10	20.521	20.794	25.163	1:06.478





60 Mini

60 Mini
Prefinal (PF)
Analysis

For information purposes. No official / regulatory value

Laps	Sector 1	Sector 2	Sector 3	Lap Time
No.37 Crescente Francesco				
1	22.290	22.063	25.038	1:09.391
2	20.363	20.978	25.655	1:06.996
3	20.534	20.730	24.717	1:05.981
4	20.150	20.680	24.901	1:05.731
5	20.362	20.683	24.533	1:05.578
6	20.400	20.837	24.966	1:06.203
7	20.114	20.759	25.896	1:06.769
8	20.805	20.497	24.549	1:05.851
9	20.344	20.624	24.701	1:05.669
10	20.173	20.720	24.739	1:05.632

Laps	Sector 1	Sector 2	Sector 3	Lap Time
No.38 Papalia Leonardo				
1	21.633	21.762	24.876	1:08.271
2	21.008	22.932	30.893	1:14.833
3	20.364	21.182	24.845	1:06.391
4	20.356	20.863	24.629	1:05.848
5	20.720	20.646	24.983	1:06.349
6	20.300	20.729	24.510	1:05.539
7	20.181	20.458	24.508	1:05.147
8	19.798	20.447	24.562	1:04.807
9	20.323	20.563	24.622	1:05.508
10	19.910	20.527	29.607	1:10.044

Laps	Sector 1	Sector 2	Sector 3	Lap Time
No.40 Zaccaron Simone				
1	22.106	21.680	25.304	1:09.090
2	20.836	21.247	25.272	1:07.355
3	20.731	21.000	25.321	1:07.052
4	20.784	20.469	24.824	1:06.077
5	20.864	20.871	25.098	1:06.833
6	20.521	20.621	25.136	1:06.278
7	20.591	20.927	25.075	1:06.593
8	20.575	20.848	25.057	1:06.480
9	21.243	21.219	24.922	1:07.384
10	20.681	20.759	25.387	1:06.827

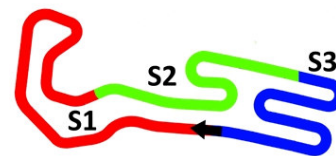
Laps	Sector 1	Sector 2	Sector 3	Lap Time
No.41 Zaccaron Eric				
1	22.690	22.008	25.480	1:10.178
2	21.632	21.638	25.216	1:08.486
3	21.227	20.884	24.892	1:07.003
4	20.342	20.703	24.784	1:05.829
5	20.946	20.855	26.692	1:08.493
6	20.710	20.842	25.429	1:06.981
7	20.490	20.794	24.595	1:05.879
8	20.400	20.625	24.740	1:05.765

Laps	Sector 1	Sector 2	Sector 3	Lap Time
9	20.048	20.805	25.402	1:06.255
10	20.331	21.110	25.224	1:06.665

Laps	Sector 1	Sector 2	Sector 3	Lap Time
No.42 Grigoryev Ivan				
1	22.305	21.196	26.023	1:09.524
2	20.451	21.128	25.023	1:06.602
3	19.982	20.391	24.855	1:05.228
4	20.326	21.088	24.845	1:06.259
5	21.125	20.891	25.200	1:07.216
6	20.237	20.763	24.572	1:05.572
7	20.263	20.421	24.591	1:05.275
8	20.827	29.842	25.839	1:16.508
9	20.503	20.554	24.716	1:05.773
10	20.246	20.460	24.949	1:05.655

Laps	Sector 1	Sector 2	Sector 3	Lap Time
No.44 Iuri Davide				
1	22.534	22.185	25.622	1:10.341
2	20.970	21.298	25.054	1:07.322
3	21.038	21.057	25.800	1:07.895
4	20.710	22.166	24.778	1:07.654
5	20.911	21.327	24.970	1:07.208
6	21.167	21.233	24.866	1:07.266
7	20.772	20.833	25.096	1:06.701
8	20.470	20.991	24.869	1:06.330
9	20.751	21.139	25.461	1:07.351
10	20.798	21.140	25.073	1:07.011

Laps	Sector 1	Sector 2	Sector 3	Lap Time
No.46 Guidetti Jacopo				
1	20.996	20.959	26.197	1:08.152
2	20.342	20.660	24.796	1:05.798
3	20.508	20.764	25.792	1:07.064
4	21.016	20.643	24.830	1:06.489
5	20.493	20.491	24.750	1:05.734
6	21.461	21.723	25.175	1:08.359
7	20.585	20.659	24.764	1:06.008
8	20.333	20.466	25.062	1:05.861
9	20.462	20.526	24.924	1:05.912
10	20.324	20.581	25.845	1:06.750



60 Mini

60 Mini
Prefinal (PF)
Starting Grid

Document 38 OFFICIAL

44	Davide Iuri IP Karting / Parilla / Vega	 43 Points	15	22	Matej Kacovsky Fa / Lke / Vega	 47 Points
3	Francesca Raffaele Hero / Parilla / Vega	 37 Points	14	41	Eric Zaccaron Top Kart / Parilla / Vega	 41 Points
37	Francesco Crescente Tony Kart / Lke / Vega	 38 Points	13	25	Leandro Anderutti Crg / Lke / Vega	 37 Points
4	Andrea Rosso Top Kart / lame / Vega	 33 Points	12	20	Riccardo Martinello Fa / lame / Vega	 31 Points
14	Luca Giardelli Tony Kart / Lke / Vega	 31 Points	11	42	Ivan Grigoryev Tony Kart / Lke / Vega	 28 Points
40	Simone Zaccaron Top Kart / Parilla / Vega	 28 Points	10	38	Leonardo Papalia Tony Kart / Lke / Vega	 25 Points
32	Danny Carenini Energy / Lke / Vega	 22 Points	9	5	Muhammad Sidqi Crg / Lke / Vega	 21 Points
31	Mattia Muller Lenzokart / Lke / Vega	 21 Points	8	24	Federico Cecchi Tony Kart / Lke / Vega	 20 Points
46	Jacopo Guidetti Energy / Lke / Vega	 20 Points	7	8	Muizzuddin Bin Abdul Gafa Crg / Lke / Vega	 19 Points
2	Christian Cobellini Fa / Lke / Vega	 19 Points	6	10	Ruben Moya Lopez Tony Kart / Lke / Vega	 18 Points
11	Nicola Abrusci Tony Kart / Lke / Vega	 18 Points	5	36	Vittorio Travagin Top Kart / Lke / Vega	 14 Points
26	David Vidales Energy / Lke / Vega	 11 Points	4	30	Giuseppe Fusco Lenzokart / Lke / Vega	 11 Points
34	Mattia Michelotto Top Kart / Parilla / Vega	 8 Points	3	12	Marzio Moretti Tony Kart / Lke / Vega	 8 Points
9	Leonardo Marseglia Crg / Lke / Vega	 6 Points	2	23	Leonardo Caglioni Fa / Lke / Vega	 5 Points
16	Dmitri Bogdanov Tony Kart / Lke / Vega	 3 Points	1	35	Skeed Top Kart / Parilla / Vega	 2 Points

POLE POSITION



Start : 09/11 - 13:10 10 Laps = 10,100 Km

43° Trofeo delle Industrie (ITA) 07-09/11/2014
FICr Mantova

Page 1 / 1

Apex Timing 

Data processing and charts editing provided by:

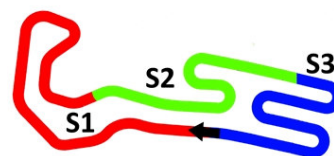
Alitest
Test Rapidi per il Latte



43° TROFEO DELLE INDUSTRIE

7-9 NOVEMBRE 2014

South Garda Karting - Lonato - Italy



60 Mini

60 Mini
Final (F)
Risultati

Document 43 OFFICIAL

Rnk	No.	Concorrente / Entrant	Nat	Conduttore / Driver	Nat	Materiale / Material	Time	Laps	Best Lap	Gap	Sector 1	Sector 2	Sector 3	Penalty
1	▲1	9	ITA	Marseglia Leonardo	ITA	Crg / Lke / Vega	11:18.733	10	1:04.999		19.911	20.459	24.629	
2	▲8	46	ITA	Guidetti Jacopo	ITA	Energy / Lke / Vega	11:18.983	10	1:05.283	0.250	20.085	20.432	24.766	
3	▼2	12	ITA	Moretti Marzio	ITA	Tony Kart / Lke / Vega	11:19.380	10	1:04.951	0.647	19.898	20.486	24.567	
4	▲3	35	ITA	Skeed	ITA	Top Kart / Parilla / Vega	11:19.610	10	1:05.036	0.877	19.975	20.405	24.656	
5	▲8	10	ITA	Moya Lopez Ruben	ITA	Tony Kart / Lke / Vega	11:19.967	10	1:05.267	1.234	20.054	20.357	24.856	
6	▲12	38	ITA	Papalia Roberto	ITA	Tony Kart / Lke / Vega	11:20.493	10	1:05.057	1.760	19.818	20.443	24.796	
7	▲13	8	ITA	Bin Abdul Gafa Mui	ITA	Crg / Lke / Vega	11:20.662	10	1:04.578	1.929	19.396	20.420	24.762	
8	=	25	CHE	Anderutti Leandro	ITA	Crg / Lke / Vega	11:20.944	10	1:05.490	2.211	20.091	20.688	24.711	
9	▲14	16	ITA	Bogdanov Dmitri	ITA	Tony Kart / Lke / Vega	11:21.312	10	1:05.360	2.579	20.022	20.424	24.914	
10	▲4	22	ITA	Kacovsky Matej	ITA	Fa / Lke / Vega	11:21.896	10	1:05.691	3.163	20.117	20.720	24.854	
11	=	37	ITA	Crescente Francesco	ITA	Tony Kart / Lke / Vega	11:22.438	10	1:05.937	3.705	20.281	20.774	24.882	
12	▲17	31	ITA	Muller Mattia	ITA	Lenzokart / Lke / Vega	11:23.327	10	1:05.488	4.594	19.645	20.967	24.876	
13	▲8	14	ITA	Giardelli Luca	ITA	Tony Kart / Lke / Vega	11:23.974	10	1:05.642	5.241	20.197	20.633	24.812	
14	▲13	34	ITA	Michelotto Mattia	ITA	Top Kart / Parilla / Vega	11:24.089	10	1:05.538	5.356	20.301	20.545	24.692	
15	▼6	23	ITA	Caglioni Leonardo	ITA	Fa / Lke / Vega	11:24.343	10	1:05.720	5.610	20.516	20.524	24.680	
16	▼11	26	ESP	Vidales David	ITA	Energy / Lke / Vega	11:24.556	10	1:05.624	5.823	19.945	20.729	24.950	
17	▲7	20	ITA	Martinello Riccardo	ITA	Fa / lame / Vega	11:25.106	10	1:06.368	6.373	20.539	20.917	24.912	
18	▲10	24	ITA	Cecchi Federico	ITA	Tony Kart / Lke / Vega	11:25.617	10	1:06.497	6.884	20.771	20.619	25.107	
19	▼7	2	ITA	Cobellini Christian	ITA	Fa / Lke / Vega	11:25.957	10	1:04.938	7.224	19.571	20.510	24.857	
20	▲6	4	ITA	Rosso Andrea	ITA	Top Kart / lame / Vega	11:26.813	10	1:05.972	8.080	20.425	20.614	24.933	
21	▼2	41	ITA	Zaccaron Eric	ITA	Top Kart / Parilla / Vega	11:27.295	10	1:06.345	8.562	20.088	21.248	25.009	
22	▼5	32	ITA	Carenini Danny	ITA	Energy / Lke / Vega	11:27.479	10	1:05.687	8.746	19.880	20.743	25.064	
23	▼20	11	ITA	Abrusci Nicola	ITA	Tony Kart / Lke / Vega	11:18.337	10	1:05.031	9.604	19.901	20.483	24.647	+10.000
24	▼18	5	ITA	Sidqi Muhammad	ITA	Crg / Lke / Vega	11:28.339	10	1:05.918	9.606	20.332	20.693	24.893	
25	=	44	CZE	Iuri Davide	ITA	IP Karting / Parilla / Vega	11:30.484	10	1:06.147	11.751	20.305	20.809	25.033	
26	▼22	30	ITA	Fusco Giuseppe	ITA	Lenzokart / Lke / Vega	11:31.468	10	1:04.101	12.735	19.351	20.274	24.476	
27	▼11	40	ITA	Zaccaron Simone	ITA	Top Kart / Parilla / Vega	11:33.208	9	1:06.676	1 Lap	20.434	21.172	25.070	
28	▼13	3	ITA	Raffaele Francesca	ITA	Hero / Parilla / Vega	3:40.284	3	1:06.710	7 Laps	20.574	20.813	25.323	
29	▼7	36	ITA	Travagin Vittorio	ITA	Top Kart / Lke / Vega	2:24.807	2	1:06.647	8 Laps	20.113	21.526	25.008	

No.11 Abrusci Nicola : Decison n°20 from Stewards

Start Time : 09/11 - 15:12:19

Weather : Cloudy Air : 15°C Track : Wet

Leaders : No.11 Abrusci Nicola (1-10)

Best Lap : No.30 Fusco Giuseppe 1:04.101 56,72 Kph

Event Record : No.12 Moretti Marzio 50.090 72,58 Kph

43° Trofeo delle Industrie (ITA) 07-09/11/2014

FICr Mantova

Page 1 / 1

Apex Timing

Data processing and charts editing provided by:

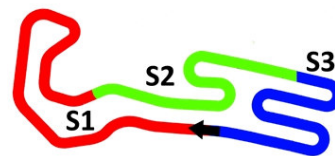




43° TROFEO DELLE INDUSTRIE

7-9 NOVEMBRE 2014

South Garda Karting - Lonato - Italy



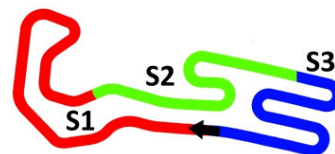
60 Mini

60 Mini
Final (F)
Lap Chart

For information purposes. No official / regulatory value

	1	2	3	4	5	6	7	8	9	10	11	12	13	14	15	16	17	18	19	20	21	22	23	24	25	26	27	28	29
Grid	12	9	11	30	26	5	35	25	23	46	37	2	10	22	3	40	32	38	41	8	14	36	16	20	44	4	34	24	31
Start	11	9	35	5	25	46	23	10	37	22	2	12	40	38	32	8	3	36	41	14	20	16	4	34	24	31	44	26	30
Lap 1 Interval	11	9 1.4	10 0.7	46 0.0	5 0.1	35 0.2	25 0.5	37 0.0	12 0.2	38 1.1	22 0.1	16 0.8	8 0.3	31 1.6	14 0.0	24 0.5	34 0.4	23 0.0	20 0.3	40 0.6	36 0.2	26 0.2	41 0.2	4 0.5	44 0.4	2 2.7	3 4.3	32 0.1	30 18.1
Lap 2	11	9 1.5	10 1.0	46 0.2	12 0.9	35 0.2	38 0.8	25 0.2	37 0.0	22 0.1	8 0.7	16 0.3	31 1.9	14 0.4	34 1.0	23 0.1	24 0.0	20 0.5	26 0.6	40 0.1	36 0.2	41 0.2	4 0.3	44 0.4	2 1.8	32 5.4	3 0.4	5 4.4	30 12.2
Lap 3	11	9 1.3	10 1.2	46 0.2	12 0.6	35 0.3	38 0.8	8 0.8	25 0.0	16 1.0	22 0.2	37 0.3	31 1.3	14 0.5	34 0.9	23 0.3	26 1.5	20 0.3	24 0.4	4 0.9	2 0.5	44 0.1	41 0.2	32 5.9	3 1.2	40 2.6	5 1.0	30 11.3	
Lap 4	11	9 1.1	46 1.8	12 0.1	35 0.6	10 0.3	38 0.3	8 0.1	25 0.9	16 0.9	22 0.8	37 0.3	31 0.9	14 0.7	34 1.0	23 0.3	26 1.3	20 1.1	24 0.5	2 0.1	4 0.3	41 1.4	44 0.2	32 5.6	5 5.0	40 3.6	30 5.9		
Lap 5	11	9 0.8	46 0.2	12 0.4	35 0.5	10 0.6	38 0.6	8 0.3	25 0.3	16 0.9	22 0.8	37 0.5	31 0.7	14 0.1	34 0.2	23 0.4	26 0.7	20 0.5	24 0.8	2 0.2	4 0.6	41 1.0	44 1.3	32 3.5	5 5.6	30 9.6	40 5.4		
Lap 6	11	9 0.2	46 0.3	12 0.4	35 0.2	10 0.6	38 0.4	8 0.2	25 0.3	16 0.6	22 0.6	37 0.6	31 1.2	14 0.2	34 0.4	23 0.2	26 0.5	20 0.3	24 0.9	2 0.2	4 0.6	41 0.9	44 1.8	32 2.4	5 6.0	30 8.5	40 14.8		
Lap 7	11	9 0.3	46 0.3	12 0.2	35 0.2	10 0.4	38 0.9	8 0.2	25 0.3	16 0.2	22 0.8	37 0.6	31 1.0	14 0.1	34 0.2	23 0.4	26 0.4	20 0.4	24 0.4	2 0.2	4 0.5	41 0.3	44 1.9	32 1.1	5 6.3	30 8.0	40 26.4		
Lap 8	11	9 0.2	46 0.2	12 0.3	35 0.3	10 0.7	38 1.0	8 0.2	25 0.7	16 0.3	22 0.4	37 0.5	31 0.5	14 0.6	34 0.2	23 0.2	26 0.4	20 0.3	24 0.4	2 0.3	4 0.7	41 0.7	44 0.2	32 0.2	5 4.7	30 7.2	40 38.9		
Lap 9	11	9 0.3	46 0.3	12 0.3	35 0.2	10 0.4	38 0.4	8 0.2	25 1.0	16 0.2	22 0.5	37 0.6	31 0.7	14 0.5	34 0.3	23 0.2	26 0.4	20 0.5	24 0.5	2 0.2	4 1.0	41 0.7	32 0.2	5 1.9	44 1.3	30 3.7	40 1:06		
Lap 10	11	9 0.3	46 0.2	12 0.3	35 0.2	10 0.3	38 0.5	8 0.1	25 0.2	16 0.3	22 0.5	37 0.5	31 0.8	14 0.6	34 0.4	23 0.2	26 0.2	20 0.5	24 0.5	2 0.3	4 0.8	41 0.4	32 0.1	5 0.8	44 2.1	30 0.9			





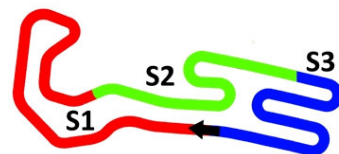
60 Mini Final (F) Analysis

For information purposes. No official / regulatory value

Laps	Sector 1	Sector 2	Sector 3	Lap Time
No.2 Cobellini Christian				
1	24.393	28.464	24.653	1:17.510
2	20.222	20.400	24.684	1:05.306
3	19.571	20.510	24.857	1:04.938
4	19.567	20.574	24.965	1:05.106
5	21.000	21.268	24.781	1:07.049
6	20.632	20.813	25.117	1:06.562
7	20.513	21.868	25.370	1:07.751
8	20.764	23.508	25.333	1:09.605
9	20.704	23.085	25.228	1:09.017
10	20.998	22.024	25.193	1:08.215
No.3 Raffaele Francesca				
1	23.064	32.707	25.181	1:20.952
2	20.934	20.721	25.183	1:06.838
3	20.574	20.813	25.323	1:06.710
No.4 Rosso Andrea				
1	22.311	25.190	24.907	1:12.408
2	20.462	20.755	24.936	1:06.153
3	20.567	21.048	25.112	1:06.727
4	20.425	20.614	24.933	1:05.972
5	20.994	21.312	25.078	1:07.384
6	20.437	20.818	25.334	1:06.589
7	20.421	21.736	25.459	1:07.616
8	20.490	23.715	25.562	1:09.767
9	20.373	23.865	25.080	1:09.318
10	20.372	22.091	25.586	1:08.049
No.5 Sidqi Muhammad				
1	20.954	20.639	25.412	1:07.005
2	20.351	21.015	46.122	1:27.488
3	20.332	20.693	24.893	1:05.918
4	20.685	20.695	25.063	1:06.443
5	20.810	20.828	25.069	1:06.707
6	20.654	20.822	24.933	1:06.409
7	20.259	20.852	24.884	1:05.995
8	20.247	20.793	24.886	1:05.926
9	20.006	21.404	24.879	1:06.289
10	20.533	20.922	25.170	1:06.625
No.8 Bin Abdul Gafa Muizzuddin				
1	22.541	21.197	24.634	1:08.372
2	19.958	20.612	24.651	1:05.221
3	19.503	20.538	24.661	1:04.702
4	19.396	20.420	24.762	1:04.578

Laps	Sector 1	Sector 2	Sector 3	Lap Time
5	21.624	23.013	24.797	1:09.434
6	20.424	21.716	24.796	1:06.936
7	20.656	23.117	24.780	1:08.553
8	20.965	23.961	24.823	1:09.749
9	21.170	22.546	24.688	1:08.404
10	21.603	22.356	25.100	1:09.059
No.9 Marseglia Leonardo				
1	20.586	20.955	24.783	1:06.324
2	20.072	20.459	24.713	1:05.244
3	19.911	20.459	24.629	1:04.999
4	19.903	20.559	24.739	1:05.201
5	22.617	22.575	24.979	1:10.171
6	20.692	21.876	24.622	1:07.190
7	21.059	22.667	24.769	1:08.495
8	21.613	22.876	24.858	1:09.347
9	22.534	21.990	24.720	1:09.244
10	22.185	22.226	24.830	1:09.241
No.10 Moya Lopez Ruben				
1	20.396	21.105	24.891	1:06.392
2	20.300	20.263	24.970	1:05.533
3	20.054	20.357	24.856	1:05.267
4	20.570	20.896	25.380	1:06.846
5	21.722	22.513	24.803	1:09.038
6	20.720	21.606	24.852	1:07.178
7	20.696	22.633	24.756	1:08.085
8	21.664	23.193	24.825	1:09.682
9	21.878	22.366	24.725	1:08.969
10	21.838	22.337	24.882	1:09.057
No.11 Abrusci Nicola				
1	19.901	20.483	24.647	1:05.031
2	20.024	20.487	24.647	1:05.158
3	20.020	20.475	24.718	1:05.213
4	20.110	20.421	24.833	1:05.364
5	23.090	22.470	24.981	1:10.541
6	21.223	21.807	24.723	1:07.753
7	21.063	22.577	24.727	1:08.367
8	21.683	22.750	25.038	1:09.471
9	22.623	21.854	24.730	1:09.207
10	22.145	22.310	24.691	1:09.146
No.12 Moretti Marzio				
1	21.219	20.586	24.672	1:06.477
2	20.011	20.783	24.631	1:05.425

Laps	Sector 1	Sector 2	Sector 3	Lap Time
3	19.898	20.486	24.567	1:04.951
4	20.082	20.367	24.608	1:05.057
5	21.409	22.775	24.665	1:08.849
6	20.844	21.698	24.841	1:07.383
7	20.954	22.558	24.766	1:08.278
8	21.550	23.143	24.660	1:09.353
9	22.312	22.177	24.849	1:09.338
10	21.911	22.429	24.836	1:09.176
No.14 Giardelli Luca				
1	22.142	21.951	25.387	1:09.480
2	20.610	20.779	24.784	1:06.173
3	20.197	20.633	24.812	1:05.642
4	20.205	20.596	24.856	1:05.657
5	20.789	22.464	25.216	1:08.469
6	20.525	21.382	25.044	1:06.951
7	20.367	22.747	25.069	1:08.183
8	20.608	23.730	25.458	1:09.796
9	20.657	23.068	25.083	1:08.808
10	20.546	22.453	25.568	1:08.567
No.16 Bogdanov Dmitri				
1	21.471	21.043	24.727	1:07.241
2	20.344	20.782	24.754	1:05.880
3	20.211	20.339	24.917	1:05.467
4	20.022	20.424	24.914	1:05.360
5	20.966	23.028	24.883	1:08.877
6	19.980	21.591	25.040	1:06.611
7	20.387	23.104	24.658	1:08.149
8	21.221	24.181	24.933	1:10.335
9	20.961	22.793	24.776	1:08.530
10	21.122	22.514	24.769	1:08.405
No.20 Martinello Riccardo				
1			25.541	1:10.779
2	20.666	20.945	24.863	1:06.474
3	21.056	21.031	24.993	1:07.080
4	20.539	20.917	24.912	1:06.368
5	20.532	20.950	25.124	1:06.606
6	20.533	20.973	24.934	1:06.440
7	20.340	22.568	25.362	1:08.270
8	20.377	23.913	25.244	1:09.534
9	20.336	23.617	25.039	1:08.992
10	20.346	22.561	25.257	1:08.164



60 Mini
Final (F)
Analysis

For information purposes. No official / regulatory value

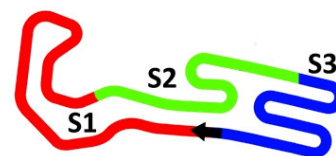
Laps	Sector 1	Sector 2	Sector 3	Lap Time	Laps	Sector 1	Sector 2	Sector 3	Lap Time	Laps	Sector 1	Sector 2	Sector 3	Lap Time
No.22 Kacovsky Matej					9	21.137	22.784	24.731	1:08.652	7	19.880	20.743	25.064	1:05.637
1	21.196	21.388	25.478	1:08.062	10	21.263	22.207	24.844	1:08.314	8	19.948	22.096	25.511	1:07.555
2	20.117	20.720	24.854	1:05.691	No.26 Vidales David					9	21.041	23.056	25.009	1:09.106
3	20.830	20.933	25.001	1:06.764	1	20.098	21.358	24.831	1:06.287	10	20.513	21.848	25.354	1:07.715
4	20.228	20.838	24.943	1:06.009	2	19.814	21.054	25.030	1:05.898	No.34 Michelotto Mattia				
5	20.864	22.983	25.009	1:08.856	3	20.204	20.885	24.921	1:06.010	1	21.424	23.028	25.412	1:09.864
6	20.357	21.077	24.949	1:06.383	4	19.945	20.729	24.950	1:05.624	2	20.662	20.519	25.022	1:06.203
7	20.284	23.325	24.824	1:08.433	5	20.062	21.395	25.738	1:07.195	3	20.301	20.545	24.692	1:05.538
8	20.627	24.186	25.093	1:09.906	6	20.102	21.521	25.010	1:06.633	4	20.435	20.467	24.908	1:05.810
9	20.857	22.889	24.878	1:08.624	7	20.290	22.619	25.227	1:08.136	5	20.631	21.835	25.170	1:07.636
10	20.904	22.553	24.970	1:08.427	8	20.474	23.800	25.342	1:09.616	6	20.646	21.432	25.036	1:07.114
No.23 Caglioni Leonardo					9	20.355	23.450	25.075	1:08.880	7	20.520	22.489	25.033	1:08.042
1	25.793	21.822	25.296	1:12.911	10	20.406	22.564	25.146	1:08.116	8	20.704	23.689	25.373	1:09.766
2	20.698	20.724	24.868	1:06.290	No.30 Fusco Giuseppe					9	20.583	23.271	25.050	1:08.904
3	20.516	20.524	24.680	1:05.720	1	20.075	20.216	24.600	1:04.891	10	20.588	22.378	25.388	1:08.354
4	20.425	20.482	24.866	1:05.773	2	19.964	20.386	24.870	1:05.220	No.35 Skeed				
5	20.732	21.725	25.346	1:07.803	3	20.055	20.395	24.600	1:05.050	1	21.227	21.415	24.822	1:07.464
6	20.548	21.422	24.919	1:06.889	4	19.574	20.400	24.773	1:04.747	2	20.105	21.047	25.295	1:06.447
7	20.599	22.530	25.054	1:08.183	5	20.668	21.205	24.824	1:06.697	3	19.975	20.405	24.656	1:05.036
8	20.760	23.604	25.245	1:09.609	6	20.167	20.370	24.825	1:05.362	4	20.037	20.508	24.818	1:05.363
9	20.597	23.386	24.904	1:08.887	7	20.197	20.672	24.572	1:05.441	5	21.395	22.543	24.805	1:08.743
10	20.701	22.444	25.226	1:08.371	8	20.093	20.339	24.728	1:05.160	6	20.824	21.581	24.725	1:07.130
No.24 Cecchi Federico					9	19.351	20.274	24.476	1:04.101	7	21.111	22.458	24.732	1:08.301
1			25.220	1:08.824	10	19.807	20.290	24.568	1:04.665	8	21.675	23.066	24.691	1:09.432
2	20.862	20.586	25.430	1:06.878	No.31 Muller Mattia					9	22.367	22.160	24.751	1:09.278
3	21.355	21.495	25.170	1:08.020	1			25.026	1:07.033	10	21.933	22.452	24.726	1:09.111
4	20.771	20.619	25.107	1:06.497	2	20.458	20.505	24.862	1:05.825	No.36 Travagin Vittorio				
5	20.874	20.972	25.075	1:06.921	3	19.795	20.819	24.917	1:05.531	1	22.975	24.124	25.057	1:12.156
6	20.655	20.757	25.147	1:06.559	4	19.645	20.967	24.876	1:05.488	2	20.113	21.526	25.008	1:06.647
7	20.562	21.764	25.463	1:07.789	5	20.998	22.678	25.299	1:08.975	No.37 Crescente Francesco				
8	20.729	23.390	25.357	1:09.476	6	20.001	21.567	25.374	1:06.942	1	20.858	20.783	25.465	1:07.106
9	20.749	23.090	25.312	1:09.151	7	19.445	23.529	25.219	1:08.193	2	20.675	20.790	25.525	1:06.990
10	20.667	22.231	25.179	1:08.077	8	20.050	24.085	25.198	1:09.333	3	20.897	21.373	25.045	1:07.315
No.25 Anderutti Leandro					9	20.697	23.075	25.127	1:08.899	4	20.281	20.774	24.882	1:05.937
1	21.602	21.151	24.838	1:07.591	10	20.469	22.578	25.441	1:08.488	5	21.231	22.741	25.159	1:09.131
2	20.437	20.858	25.659	1:06.954	No.32 Carenini Danny					6	20.412	21.169	24.869	1:06.450
3	19.940	20.741	25.028	1:05.709	1	25.347	30.221	25.728	1:21.296	7	20.194	23.355	24.901	1:08.450
4	20.091	20.688	24.711	1:05.490	2	20.335	20.707	25.170	1:06.212	8	20.447	24.054	25.327	1:09.828
5	21.177	22.919	24.804	1:08.900	3	19.937	20.824	25.114	1:05.875	9	20.882	22.790	24.969	1:08.641
6	20.350	21.676	24.874	1:06.900	4	19.954	20.918	25.493	1:06.365	10	20.800	22.401	25.163	1:08.364
7	20.557	23.129	24.828	1:08.514	5	19.947	20.896	25.184	1:06.027	No.38 Papalia Leonardo				
8	21.010	24.259	24.939	1:10.208	6	19.820	20.802	25.393	1:06.015	1	20.613	21.396	25.189	1:07.198



43° TROFEO DELLE INDUSTRIE

7-9 NOVEMBRE 2014

South Garda Karting - Lonato - Italy



60 Mini

60 Mini Final (F) Analysis

For information purposes. No official / regulatory value

Laps	Sector 1	Sector 2	Sector 3	Lap Time
2	19.844	20.690	24.794	1:05.328
3	19.818	20.443	24.796	1:05.057
4	19.699	20.645	24.925	1:05.269
5	21.639	22.899	24.767	1:09.305
6	20.431	21.769	24.771	1:06.971
7	20.759	23.029	24.808	1:08.596
8	21.051	23.899	24.788	1:09.738
9	21.165	22.477	24.769	1:08.411
10	21.688	22.359	25.083	1:09.130

No.40 Zaccaron Simone

1	20.471	21.011	31.213	1:12.695
2	20.434	21.172	25.070	1:06.676
3	20.498	31.942	25.912	1:18.352
4	22.123	22.722	26.325	1:11.170
5	26.516	24.735	26.882	1:18.133
6	23.301	24.521	26.945	1:14.767
7	24.225	25.981	26.828	1:17.034
8	25.071	24.303	28.316	1:17.690
9	26.350	33.941	31.226	1:31.517

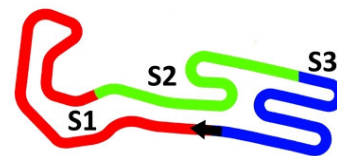
No.41 Zaccaron Eric

1	22.668	24.877	25.121	1:12.666
2	20.088	21.248	25.009	1:06.345
3	20.538	21.386	26.032	1:07.956
4	20.286	20.959	25.255	1:06.500
5	20.680	21.139	25.159	1:06.978
6	20.286	21.192	25.073	1:06.551
7	20.243	21.181	25.524	1:06.948
8	20.415	23.806	25.974	1:10.195
9	20.043	24.161	25.155	1:09.359
10	20.017	22.033	25.685	1:07.735

No.44 Iuri Davide

1	21.561	22.087	25.044	1:08.692
2	20.305	20.809	25.033	1:06.147
3	20.664	20.924	25.317	1:06.905
4	20.790	21.018	25.182	1:06.990
5	21.653	21.264	25.190	1:08.107
6	20.779	21.115	25.171	1:07.065
7	20.801	21.217	25.049	1:07.067
8	20.775	21.964	25.690	1:08.429
9	20.907	26.544	25.187	1:12.638
10	21.126	21.128	25.178	1:07.432














Laps	Sector 1	Sector 2	Sector 3	Lap Time
No.46 Guidetti Jacopo				
1	20.800	20.812	24.942	1:06.554
2	19.947	20.296	25.437	1:05.680
3	20.085	20.432	24.766	1:05.283
4	20.106	20.516	24.896	1:05.518
5	21.296	22.439	24.834	1:08.569
6	20.990	21.662	24.690	1:07.342
7	21.172	22.465	24.807	1:08.444
8	21.519	22.978	24.781	1:09.278
9	22.514	22.037	24.762	1:09.313
10	22.237	22.138	24.798	1:09.173



60 Mini

60 Mini
Final (F)
Starting Grid

Document 41 OFFICIAL

			15	31	Mattia Muller Lenzokart / Lke / Vega		21 Points	
24	Federico Cecchi Tony Kart / Lke / Vega		20 Points	14	34	Mattia Michelotto Top Kart / Parilla / Vega		8 Points
4	Andrea Rosso Top Kart / lame / Vega		33 Points	13	44	Davide Iuri IP Karting / Parilla / Vega		43 Points
20	Riccardo Martinello Fa / lame / Vega		31 Points	12	16	Dmitri Bogdanov Tony Kart / Lke / Vega		3 Points
36	Vittorio Travagin Top Kart / Lke / Vega		14 Points	11	14	Luca Giardelli Tony Kart / Lke / Vega		31 Points
8	Muizzuddin Bin Abdul Gafa Crg / Lke / Vega		19 Points	10	41	Eric Zaccaron Top Kart / Parilla / Vega		41 Points
38	Leonardo Papalia Tony Kart / Lke / Vega		25 Points	9	32	Danny Carenini Energy / Lke / Vega		22 Points
40	Simone Zaccaron Top Kart / Parilla / Vega		28 Points	8	3	Francesca Raffaele Hero / Parilla / Vega		37 Points
22	Matej Kacovsky Fa / Lke / Vega		47 Points	7	10	Ruben Moya Lopez Tony Kart / Lke / Vega		18 Points
2	Christian Cobellini Fa / Lke / Vega		19 Points	6	37	Francesco Crescente Tony Kart / Lke / Vega		38 Points
46	Jacopo Guidetti Energy / Lke / Vega		20 Points	5	23	Leonardo Caglioni Fa / Lke / Vega		5 Points
25	Leandro Anderutti Crg / Lke / Vega		37 Points	4	35	Skeed Top Kart / Parilla / Vega		2 Points
5	Muhammad Sidqi Crg / Lke / Vega		21 Points	3	26	David Vidales Energy / Lke / Vega		11 Points
30	Giuseppe Fusco Lenzokart / Lke / Vega		11 Points	2	11	Nicola Abrusci Tony Kart / Lke / Vega		18 Points
9	Leonardo Marseglia Crg / Lke / Vega		6 Points	1	12	Marzio Moretti Tony Kart / Lke / Vega		8 Points

POLE POSITION



Start : 09/11 - 14:55 10 Laps = 10,100 Km

43° Trofeo delle Industrie (ITA) 07-09/11/2014
FICr Mantova

Page 1 / 1

Apex Timing 

Data processing and charts editing provided by:

Alitest
Test Rapidi per il Latte