

KZ2 Results

For information purposes. No official / regulatory value

Rnk	No.	Driver	Nat	R1PFA	R1PFB	R1F	R2PFA	R2PFB	R2F	R3PF	R3F	Points
1	51	ARDIGO MARCO	ITA	-	30	30	-	40	60	40	70	270
2	77	LAMMERS BAS	NLD	30	-	50	-	30	40	0	2	152
3	20	THONON JONATHAN	BEL	-	8	9	30	-	5	50	50	152
4	31	KOZLINSKI ARNAUD	FRA	20	-	20	40	-	20	7	25	132
5	10	DE CONTO PAOLO	ITA	-	10	15	-	10	30	20	0	85
6	50	CAMPONESCHI FLAVIO	ITA	0	-	-	-	20	10	15	30	75
7	7	TORSELLINI MIRKO	ITA	7	-	7	5	-	4	30	12	65
8	48	DREEZEN RICK	BEL	-	20	10	10	-	12	0	10	62
9	18	FORE DAVIDE	ITA	0	-	-	6	-	6	10	40	62
10	9	MIDRLA JAN	CZE	-	5	5	20	-	7	4	15	56
11	21	HAJEK PATRIK	CZE	-	6	12	-	9	9	6	8	50
12	49	HANSEN ANDREAS	DNK	0	-	1	8	-	8	9	20	46
13	6	HANLEY BENJAMIN	GBR	10	-	6	9	-	15	-	-	40
14	26	IGLESIAS JEREMY	FRA	-	9	0	7	-	1	8	0	25
15	22	LUNDBERG DOUGLAS	SWE	-	7	8	-	8	0	-	-	23
16	25	PESCADOR JORGE	ESP	-	0	-	-	7	3	0	6	16
17	23	DALE ANDREA	ITA	0	-	0	-	2	0	5	9	16
18	2	CESETTI SAURO	ITA	6	-	0	-	0	0	2	7	15
19	5	VIGANO MATTEO	ITA	5	-	0	-	3	0	0	5	13
20	1	NEGRO RICCARDO	ITA	1	-	3	-	5	0	3	0	12
21	47	BERNARDOTTO ENRICO	ITA	4	-	0	4	-	2	0	0	10
22	34	FEDERER FABIAN	ITA	9	-	0	-	-	-	-	-	9
23	37	CORBERI LUCA	ITA	2	-	2	1	-	0	0	4	9
24	39	ZANCHETTA MARCO	ITA	8	-	0	-	-	-	-	-	8
25	8	PAAUWE MENNO	NLD	-	4	0	-	0	-	0	3	7
26	12	CARLTON GARY	USA	3	-	4	-	0	-	-	-	7
27	27	MYSZKIER PAWEL	POL	-	0	-	-	6	0	-	-	6
28	65	GHIDELLA MATTEO	ITA	-	-	-	-	4	0	-	-	4
29	35	TIENE FELICE	ITA	-	3	0	-	-	-	-	-	3
30	19	IDZKOWSKI BARTOSZ	POL	-	2	0	-	1	0	0	0	3
31	14	MARCON NICOLA	ITA	-	0	0	3	-	0	-	-	3
32	15	ROMKEMA RICARDO	NLD	-	0	0	2	-	0	-	-	2
33	3	BECCARIA MICHELE	ITA	-	1	0	0	-	0	-	-	1
34	62	ANTONSEN EMIL	NOR	-	-	-	0	-	0	1	0	1
35	16	KARPOV KIRILL	RUS	-	0	-	-	-	-	0	1	1
36	33	SAVONA FEDERICO	ITA	0	-	0	-	0	0	0	0	0
37	32	BRAND EDWARD	GBR	0	-	0	-	-	-	-	-	0
38	43	MOLLO CIRO	ITA	-	0	0	-	-	-	-	-	0
39	28	ENRICO PROSPERI	ESP	-	0	-	-	0	0	-	-	0
40	40	HABULIN KRISTIJAN	HRV	-	0	0	-	-	-	-	-	0
41	66	SPORTELLA GIOVANNI	ITA	-	-	-	-	-	-	0	0	0
42	63	PUKHOV NIKITA	RUS	-	-	-	-	0	0	-	-	0
43	61	MAINGRE THOMAS	FRA	-	-	-	0	-	0	-	-	0
44	64	GRANT RYAN	NZL	0	-	0	-	-	-	-	-	0
45	46	TORNQVIST BENJAMIN	SWE	0	-	-	0	-	0	-	-	0
46	57	CELENTA FRANCESCO	ITA	-	0	0	-	-	-	-	-	0
47	60	BONSAUDO LOUIS	FRA	-	-	-	0	-	-	-	-	0



KZ2 Final (F) Results

Document 19.1 OFFICIAL

Subject to scrutineering & sporting investigations

Rnk	No.	Entrant	Nat	Driver	Nat	Equipment	Laps	Gap	Interv.	Best Lap	Points
1	▲1	51	ITA	ARDIGO MARCO	ITA	TONY KART / VORTEX / BRIDG	20			46.472	70
2	▼1	20	CZE	THONON JONATHAN	BEL	PRAGA / PARILLA / BRIDG	20	1.180	1.180	46.445	50
3	▲3	18	POL	FORE DAVIDE	ITA	CRG / TM / BRIDG	20	4.084	2.904	46.628	40
4	▲1	50	ITA	CAMPONESCHI FLAVIO	ITA	TONY KART / VORTEX / BRIDG	20	4.486	0.402	46.505	30
5	▲4	31	ITA	KOZLINSKI ARNAUD	FRA	INTREPID / TM / BRIDG	20	4.682	0.196	46.408	25
6	▲1	49	ITA	HANSEN ANDREAS	DNK	TONY KART / VORTEX / BRIDG	20	6.767	2.085	46.364	20
7	▲5	9	ITA	MIDRLA JAN	CZE	BIREL / TM / BRIDG	20	7.122	0.355	46.461	15
8	▼5	7	ITA	TORSELLINI MIRKO	ITA	ART GP / TM / BRIDG	20	7.483	0.361	46.530	12
9	▲12	48	NLD	DREEZEN RICK	BEL	ZANARDI / PARILLA / BRIDG	20	8.820	1.337	46.499	10
10	▲1	23	ITA	DALE ANDREA	ITA	CRG / MAXTER / BRIDG	20	10.236	1.416	46.708	9
11	▼1	21	CZE	HAJEK PATRIK	CZE	PRAGA / PARILLA / BRIDG	20	10.734	0.498	46.532	8
12	▲2	2	ITA	CESETTI SAURO	ITA	TOP KART / PARILLA / BRIDG	20	11.742	1.008	46.688	7
13	▲4	25	CZE	PESCADOR JORGE	ESP	PRAGA / PARILLA / BRIDG	20	12.427	0.685	46.754	6
14	▲10	5	ITA	VIGANO MATTEO	ITA	TOP KART / PARILLA / BRIDG	20	16.507	4.080	46.794	5
15	▲4	37	ITA	CORBERI LUCA	ITA	KOSMIC / VORTEX / BRIDG	20	16.631	0.124	46.868	4
16	▲11	8	ITA	PAAUWE MENNO	NLD	BIREL / TM / BRIDG	20	18.052	1.421	46.865	3
17	▲11	77	ITA	LAMMERS BAS	NLD	FK / PARILLA / BRIDG	20	20.867	2.815	46.618	2
18	▲8	16	CZE	KARPOV KIRILL	RUS	PRAGA / PARILLA / BRIDG	20	20.909	0.042	46.897	1
19	▲3	19	POL	IDZKOWSKI BARTOSZ	POL	CRG / MAXTER / BRIDG	20	26.980	6.071	47.151	0
20	▼5	62	ITA	ANTONSEN EMIL	NOR	DR / TM / BRIDG	18	2 Laps	2 Laps	46.651	0
21	▼1	33	ITA	SAVONA FEDERICO	ITA	INTREPID / TM / BRIDG	18	2 Laps	0.163	46.802	0
22	▼6	66	ITA	SPORTELLA GIOVANNI	ITA	BIREL / TM / BRIDG	16	4 Laps	2 Laps	46.556	0
23	▲2	56	ITA	MANDOZZI GIORGIO	VEN	INTREPID / TM / BRIDG	11	9 Laps	5 Laps	47.540	0
24	▼11	1	ITA	NEGRO RICCARDO	ITA	TOP KART / PARILLA / BRIDG	7	13 Laps	4 Laps	46.755	0
25	▼21	10	ITA	DE CONTO PAOLO	ITA	BIREL / TM / BRIDG	1	19 Laps	6 Laps	48.973	0
26	▼18	26	ITA	IGLESIAS JEREMY	FRA	LENZOKART / LKE / BRIDG	1	19 Laps	1.191	49.514	0
27	▼9	47	ITA	BERNARDOTTO ENRICO	ITA	MARANELLO / TM / BRIDG	1	19 Laps	3.302	51.762	0
Not Classified											
		55	ITA	MASSETANI GILBERTO	ITA	DR / TM / BRIDG		DNS			

Leaders : No.20 THONON JONATHAN (1-1) / No.51 ARDIGO MARCO (2-20)

Start Time : 27/04 - 16:19:59

Best Lap : No.49 HANSEN ANDREAS 46.364 97,05 Kph

Weather : Slightly cloudy Air : 20°C Track : Dry

Event Record : No.20 THONON JONATHAN 45.923 97,99 Kph



WSK SUPER MASTER SERIES

LA CONCA 24 - 27.04.2014

ITALY



KZ2 Final (F)

Lap Chart

For information purposes. No official / regulatory value

	1	2	3	4	5	6	7	8	9	10	11	12	13	14	15	16	17	18	19	20	21	22	23	24	25	26	27	28
Grid	20	51	7	10	50	18	49	26	31	21	23	9	1	2	62	66	25	47	37	33	48	19	56	5	56	16	8	77
Start	20	51	7	10	18	50	26	21	31	9	49	23	2	1	62	66	47	25	37	33	48	19	5	77	8	16	56	
Lap 1 Interval	20	51	10 0.0	18	26 0.0	7	50	21	31	23	2	9	25	66	62	49	33	48	47 0.5	8	77	5	37	56	1	16	19	
Lap 2	51	20	18	7	31	50	23	9	25	66	2	49	62	48	21	33	5	8	37	56	16	19	1	77				
Lap 3	51	20	18	7	31	50	23	9	66	25	49	2	48	62	21	5	37	33	8	56	16	19	1	77				
Lap 4	51	20	18	7	50	31	23	9	25	66	49	2	21	48	5	37	62	33	8	16	1	56	19	77				
Lap 5	51	20	18	7	50	31	23	9	25	49	2	21	48	5	66	62	37	8	33	16	1	56	19	77				
Lap 6	51	20	18	50	31	7	9	23	49	25	2	21	48	5	66	62	8	37	16	1	33	56	19	77				
Lap 7	51	20	18	50	31	7	9	23	49	25	2	48	21	5	66	62	8	37	16	X 0.1	33	56	19	77				
Lap 8	51	20	18	50	31	7	9	49	23	25	2	48	5	21	66	62	8	37	16	33	19	56	77					
Lap 9	51	20	18	50	31	7	9	49	23	25	48	2	5	21	66	62	37	8	33	16	19	56	77					
Lap 10	51	20	18	50	31	7	9	49	23	48	25	2	21	5	66	62	37	8	33	16	19	77	56					
Lap 11	51	20	18	50	31	7	9	49	23	48	25	2	21	5	66	37	8	62	33	16	77	19	56 1.1					
Lap 12	51	20	18	50	31	7	9	49	23	48	25	2	21	5	66	37	8	62	33	16	77	19						
Lap 13	51	20	18	50	31	7	9	49	23	48	2	25	21	5	66	37	8	62	33	16	77	19						
Lap 14	51	20	18	50	31	7	9	49	48	23	2	21	25	5	66	37	62	8	33	16	77	19						
Lap 15	51	20	18	50	31	7	9	49	48	23	2	21	25	5	66	37	62	8	33	16	77	19						
Lap 16	51	20	18	50	31	7	9	49	48	23	2	21	25	5	66 0.0	37	62	8	33	16	77	19						
Lap 17	51	20	18	50	31	9	49	7	48	23	21	2	25	5	37	62	8	33	16	77	19							
Lap 18	51	20	18	50	31	49	9	7	48	23	21	2	25	5	37	8	62 0.1	33 0.1	16	77	19							
Lap 19	51	20	18	50	31	49	9	7	48	23	21	2	25	5	37	8	16	77	19									
Lap 20	51	20	18	50	31	49	9	7	48	23	21	2	25	5	37	8	77	16	19									



KZ2

KZ2 Final (F)

Lap Time Analysis

For information purposes. No official / regulatory value

Laps	Sector 1	Sector 2	Sector 3	Lap Time
No.1 NEGRO RICCARDO				
1	18.613	20.531	13.927	53.071
2	17.505	17.847	13.817	49.169
3	16.405	17.530	13.679	47.614
4	16.166	17.410	13.648	47.224
5	15.836	17.435	13.554	46.825
6	16.021	17.660	13.526	47.207
7	15.695	17.528	13.532	46.755

Laps	Sector 1	Sector 2	Sector 3	Lap Time
No.2 CESETTI SAURO				
1	17.743	18.719	13.855	50.317
2	17.362	17.556	13.610	48.528
3	16.767	17.555	13.570	47.892
4	16.412	17.361	13.639	47.412
5	16.035	17.411	13.591	47.037
6	15.829	17.490	13.560	46.879
7	15.750	17.397	13.541	46.688
8	15.848	17.335	13.533	46.716
9	16.064	17.445	13.814	47.323
10	15.881	17.371	13.672	46.924
11	15.835	17.402	13.663	46.900
12	15.822	17.442	13.572	46.836
13	15.900	17.337	13.621	46.858
14	15.838	17.390	13.666	46.894
15	15.818	17.391	13.616	46.825
16	15.940	17.343	13.671	46.954
17	16.178	17.343	13.704	47.225
18	15.767	17.362	13.644	46.773
19	15.892	17.349	13.626	46.867
20	15.877	17.386	13.706	46.969

Laps	Sector 1	Sector 2	Sector 3	Lap Time
No.5 VIGANO MATTEO				
1	19.267	18.596	13.691	51.554
2	16.376	17.993	13.654	48.023
3	16.217	17.389	13.594	47.200
4	15.900	17.421	13.579	46.900
5	16.272	17.580	13.569	47.421
6	15.740	17.401	13.653	46.794
7	15.935	17.368	13.623	46.926
8	16.090	17.456	13.738	47.284
9	16.040	17.451	13.895	47.386
10	16.165	17.432	13.759	47.356
11	15.913	17.418	13.726	47.057
12	15.866	17.439	13.746	47.051
13	15.830	17.388	13.758	46.976
14	15.765	17.478	13.815	47.058
15	15.835	17.429	13.756	47.020
16	15.822	17.503	13.881	47.206
17	16.123	17.862	13.869	47.854

Laps	Sector 1	Sector 2	Sector 3	Lap Time
18	15.864	17.481	13.828	47.173
19	15.878	17.468	13.834	47.180
20	15.830	17.544	13.872	47.246

Laps	Sector 1	Sector 2	Sector 3	Lap Time
No.7 TORSELLINI MIRKO				
1	18.267	18.478	13.670	50.415
2	17.062	17.758	14.011	48.831
3	16.103	17.410	13.657	47.170
4	15.812	17.393	13.659	46.864
5	15.845	17.386	13.627	46.858
6	15.722	17.401	14.101	47.224
7	15.892	17.372	13.461	46.725
8	15.774	17.336	13.625	46.735
9	15.643	17.320	13.585	46.548
10	15.618	17.374	13.538	46.530
11	15.669	17.303	13.560	46.532
12	15.724	17.386	13.646	46.756
13	15.699	17.314	13.638	46.651
14	15.677	17.295	13.640	46.612
15	15.719	17.403	13.664	46.786
16	15.734	17.333	13.680	46.747
17	16.643	17.362	13.597	47.602
18	15.851	17.341	13.611	46.803
19	15.739	17.386	13.569	46.694
20	15.780	17.391	13.689	46.860

Laps	Sector 1	Sector 2	Sector 3	Lap Time
No.8 PAAUWE MENNO				
1	18.455	18.782	13.718	50.955
2	16.579	18.303	13.835	48.717
3	16.636	17.597	13.640	47.873
4	15.886	17.507	13.516	46.909
5	15.900	18.041	13.542	47.483
6	16.056	17.445	13.569	47.070
7	15.798	17.452	13.615	46.865
8	15.818	17.545	13.519	46.882
9	16.692	17.504	13.687	47.883
10	15.775	17.535	13.653	46.963
11	15.897	17.559	13.686	47.142
12	15.941	17.605	13.664	47.210
13	15.885	17.514	13.653	47.052
14	16.161	17.580	13.557	47.298
15	15.893	17.543	13.628	47.064
16	15.849	17.427	13.610	46.886
17	16.021	18.253	13.581	47.855
18	15.928	17.542	13.768	47.238
19	15.911	17.537	13.775	47.223
20	15.896	17.620	13.867	47.383

Laps	Sector 1	Sector 2	Sector 3	Lap Time
No.9 MIDRLA JAN				
1	18.351	18.434	13.847	50.632

Laps	Sector 1	Sector 2	Sector 3	Lap Time
2	16.368	17.816	13.627	47.811
3	16.738	17.438	13.739	47.915
4	15.803	17.344	13.569	46.716
5	15.980	17.502	13.550	47.032
6	15.807	17.532	13.746	47.085
7	15.744	17.334	13.566	46.644
8	15.699	17.291	13.572	46.562
9	15.654	17.268	13.539	46.461
10	15.693	17.331	13.602	46.626
11	15.698	17.334	13.543	46.575
12	15.705	17.299	13.577	46.581
13	15.707	17.270	13.590	46.567
14	15.671	17.270	13.550	46.491
15	15.683	17.334	13.622	46.639
16	15.720	17.309	13.550	46.579
17	16.024	17.346	13.608	46.978
18	16.191	17.362	13.544	47.097
19	15.744	17.299	13.623	46.666
20	15.776	17.298	13.669	46.743

Laps	Sector 1	Sector 2	Sector 3	Lap Time
No.10 DE CONTO PAOLO				
1	17.921	17.483	13.569	48.973

Laps	Sector 1	Sector 2	Sector 3	Lap Time
No.16 KARPOV KIRILL				
1	19.686	18.572	13.839	52.097
2	16.716	17.834	13.757	48.307
3	16.429	17.777	13.706	47.912
4	16.024	17.472	13.691	47.187
5	15.751	17.484	13.662	46.897
6	16.005	17.528	13.661	47.194
7	15.829	17.462	13.613	46.904
8	16.095	17.439	13.773	47.307
9	15.922	18.201	13.713	47.836
10	15.919	17.476	14.066	47.461
11	15.855	17.568	13.656	47.079
12	15.812	17.587	13.825	47.224
13	16.140	17.537	13.863	47.540
14	15.983	17.664	13.948	47.595
15	15.880	17.663	13.894	47.437
16	15.971	17.592	13.888	47.451
17	15.868	17.699	13.894	47.461
18	15.864	17.571	13.799	47.234
19	15.889	17.512	13.832	47.233
20	15.909	17.475	13.948	47.332

Laps	Sector 1	Sector 2	Sector 3	Lap Time
No.18 FORE DAVIDE				
1	18.090	17.858	13.747	49.695
2	16.075	17.363	13.607	47.045
3	15.789	17.306	13.605	46.700
4	15.766	17.349	13.584	46.699



KZ2 Final (F)

Lap Time Analysis

For information purposes. No official / regulatory value

Laps	Sector 1	Sector 2	Sector 3	Lap Time
5	15.764	17.311	13.623	46.698
6	15.704	17.338	13.605	46.647
7	15.725	17.400	13.600	46.725
8	15.752	17.298	13.578	46.628
9	15.804	17.354	13.684	46.842
10	15.756	17.346	13.681	46.783
11	15.743	17.373	13.608	46.724
12	15.835	17.369	13.582	46.786
13	15.869	17.355	13.600	46.824
14	15.729	17.324	13.632	46.685
15	15.786	17.306	13.642	46.734
16	15.730	17.382	13.609	46.721
17	15.792	17.290	13.639	46.721
18	15.767	17.366	13.687	46.820
19	15.783	17.325	13.661	46.769
20	15.802	17.351	13.728	46.881

No.19 IDZKOWSKI BARTOSZ				
Laps	Sector 1	Sector 2	Sector 3	Lap Time
1	19.696	19.016	14.188	52.900
2	16.680	17.915	13.656	48.251
3	16.529	17.644	13.788	47.961
4	16.966	17.756	13.753	48.475
5	16.773	17.759	13.934	48.466
6	16.356	17.606	13.882	47.844
7	16.107	17.790	13.680	47.577
8	16.279	17.522	13.744	47.545
9	16.009	17.494	13.775	47.278
10	15.997	17.610	13.928	47.535
11	16.111	17.597	14.093	47.801
12	16.085	17.540	13.679	47.304
13	15.988	17.550	13.692	47.230
14	15.889	17.572	13.690	47.151
15	16.034	17.591	13.890	47.515
16	15.963	17.547	13.823	47.333
17	16.248	18.010	13.866	48.124
18	16.092	17.619	13.773	47.484
19	16.311	17.624	13.863	47.798
20	16.098	17.625	14.012	47.735

No.20 THONON JONATHAN				
Laps	Sector 1	Sector 2	Sector 3	Lap Time
1	45.160	17.481	13.733	1:16.374
2	16.355	17.427	13.534	47.316
3	15.905	17.309	13.654	46.868
4	15.734	17.298	13.634	46.666
5	15.715	17.276	13.525	46.516
6	15.724	17.304	13.508	46.536
7	15.723	17.304	13.548	46.575
8	15.816	17.281	13.546	46.643
9	15.718	17.263	13.615	46.596

Laps	Sector 1	Sector 2	Sector 3	Lap Time
10	15.753	17.258	13.655	46.666
11	15.740	17.307	13.584	46.631
12	15.697	17.285	13.616	46.598
13	15.690	17.268	13.533	46.491
14	15.677	17.324	13.595	46.596
15	15.671	17.219	13.555	46.445
16	15.698	17.206	13.647	46.551
17	15.778	17.321	13.606	46.705
18	15.722	17.293	13.601	46.616
19	15.747	17.265	13.677	46.689
20	15.678	17.351	14.175	47.204

No.21 HAJEK PATRIK				
Laps	Sector 1	Sector 2	Sector 3	Lap Time
1	18.019	18.190	13.681	49.890
2	19.138	17.817	13.605	50.560
3	16.057	17.839	13.596	47.492
4	15.941	17.400	13.507	46.848
5	16.093	17.453	13.469	47.015
6	15.920	17.614	13.604	47.138
7	16.134	17.335	13.593	47.062
8	16.497	17.514	13.549	47.560
9	16.388	17.384	13.604	47.376
10	15.828	17.294	13.574	46.696
11	15.698	17.326	13.600	46.624
12	15.779	17.317	13.509	46.605
13	15.707	17.333	13.492	46.532
14	15.815	17.423	13.574	46.812
15	15.687	17.334	13.543	46.564
16	15.845	17.472	13.479	46.796
17	15.878	17.306	13.654	46.838
18	15.689	17.282	13.601	46.572
19	15.714	17.403	13.627	46.744
20	15.726	17.261	13.634	46.621

No.23 DALE ANDREA				
Laps	Sector 1	Sector 2	Sector 3	Lap Time
1	18.061	18.339	13.728	50.128
2	16.405	17.886	13.634	47.925
3	16.619	17.470	13.717	47.806
4	15.859	17.351	13.813	47.023
5	15.911	17.415	13.617	46.943
6	15.876	17.823	13.569	47.268
7	15.921	17.428	13.560	46.909
8	15.834	17.351	13.814	46.999
9	15.878	17.325	13.618	46.821
10	15.775	17.364	13.698	46.837
11	15.757	17.314	13.696	46.767
12	15.737	17.406	13.748	46.891
13	15.773	17.317	13.618	46.708
14	15.680	17.365	14.027	47.072

Laps	Sector 1	Sector 2	Sector 3	Lap Time
15	15.835	17.427	13.767	47.029
16	15.783	17.365	13.771	46.919
17	15.725	17.432	13.738	46.895
18	15.735	17.355	13.695	46.785
19	15.775	17.351	13.707	46.833
20	15.718	17.354	13.740	46.812

No.25 PESCADOR JORGE				
Laps	Sector 1	Sector 2	Sector 3	Lap Time
1	17.999	18.366	13.775	50.140
2	16.402	17.919	13.599	47.920
3	16.386	17.504	14.056	47.946
4	16.143	17.381	13.598	47.122
5	16.049	17.384	13.596	47.029
6	16.376	17.379	13.491	47.246
7	15.859	17.342	13.553	46.754
8	15.809	17.318	13.727	46.854
9	16.030	17.377	13.595	47.002
10	15.795	17.455	13.842	47.092
11	15.849	17.374	13.607	46.830
12	15.918	17.451	13.641	47.010
13	16.325	17.411	13.589	47.325
14	15.966	17.771	13.598	47.335
15	15.825	17.397	13.641	46.863
16	15.886	17.413	13.640	46.939
17	15.907	17.376	13.732	47.015
18	15.860	17.362	13.644	46.866
19	15.823	17.347	13.674	46.844
20	15.866	17.471	13.659	46.996

No.26 IGLESIAS JEREMY				
Laps	Sector 1	Sector 2	Sector 3	Lap Time
1	17.688	18.202	13.624	49.514

No.31 KOZLINSKI ARNAUD				
Laps	Sector 1	Sector 2	Sector 3	Lap Time
1	18.060	18.218	13.662	49.940
2	16.783	17.877	13.733	48.393
3	16.306	17.326	13.588	47.220
4	15.819	17.499	14.005	47.323
5	15.781	17.412	13.591	46.784
6	15.700	17.321	13.607	46.628
7	15.882	17.298	13.584	46.764
8	15.719	17.225	13.616	46.560
9	15.693	17.276	13.568	46.537
10	15.667	17.245	13.630	46.542
11	15.670	17.282	13.625	46.577
12	15.672	17.254	13.589	46.515
13	15.659	17.238	13.597	46.494
14	15.709	17.277	13.565	46.551
15	15.739	17.268	13.565	46.572
16	15.655	17.282	13.628	46.565
17	15.635	17.228	13.545	46.408



KZ2 Final (F)

Lap Time Analysis

For information purposes. No official / regulatory value

Laps	Sector 1	Sector 2	Sector 3	Lap Time
18	15.675	17.302	13.578	46.555
19	15.651	17.348	13.643	46.642
20	15.747	17.284	13.577	46.608

No.33 SAVONA FEDERICO				
Laps	Sector 1	Sector 2	Sector 3	Lap Time
1	18.888	18.270	13.811	50.969
2	17.078	18.066	13.726	48.870
3	16.958	17.526	13.685	48.169
4	15.757	17.488	13.694	46.939
5	15.964	18.294	13.597	47.855
6	16.558	18.024	13.499	48.081
7	15.815	17.442	13.545	46.802
8	16.069	17.634	13.580	47.283
9	15.689	17.717	13.644	47.050
10	15.721	17.360	14.197	47.278
11	15.910	17.544	13.735	47.189
12	15.927	17.430	13.746	47.103
13	15.786	17.436	13.617	46.839
14	16.050	17.509	13.772	47.331
15	15.814	17.452	13.693	46.959
16	15.737	17.443	13.704	46.884
17	15.816	18.250	13.813	47.879
18	15.780	17.410	13.667	46.857

No.37 CORBERI LUCA				
Laps	Sector 1	Sector 2	Sector 3	Lap Time
1	19.331	19.089	13.868	52.288
2	16.256	18.284	13.578	48.118
3	15.976	17.445	13.665	47.086
4	15.842	17.453	13.649	46.944
5	16.042	18.410	13.626	48.078
6	16.378	17.517	13.658	47.553
7	15.778	17.480	13.689	46.947
8	15.806	17.483	13.579	46.868
9	16.031	17.408	13.720	47.159
10	15.841	17.487	13.632	46.960
11	16.014	17.448	13.748	47.210
12	16.052	17.558	13.634	47.244
13	15.840	17.429	13.660	46.929
14	15.867	17.510	13.701	47.078
15	15.800	17.393	13.698	46.891
16	15.806	17.436	13.773	47.015
17	16.190	18.097	13.679	47.966
18	15.905	17.387	13.673	46.965
19	15.760	17.463	13.693	46.916
20	15.868	17.439	13.717	47.024

No.47 BERNARDOTTO ENRICO				
Laps	Sector 1	Sector 2	Sector 3	Lap Time
1	18.515	19.432	13.815	51.762

No.48 DREEZEN RICK				
Laps	Sector 1	Sector 2	Sector 3	Lap Time
1	18.721	18.628	13.568	50.917
2	16.870	17.664	13.568	48.102
3	16.191	17.702	13.539	47.432
4	16.380	17.407	13.498	47.285
5	16.364	17.437	13.450	47.251
6	15.742	17.560	13.555	46.857
7	15.893	17.224	13.607	46.724
8	16.016	17.226	13.538	46.780
9	15.697	17.473	13.513	46.683
10	15.751	17.371	13.594	46.716
11	15.700	17.274	13.525	46.499
12	15.731	17.289	13.530	46.550
13	15.742	17.391	13.507	46.640
14	15.727	17.426	13.682	46.835
15	15.740	17.291	13.621	46.652
16	15.677	17.288	13.666	46.631
17	15.770	17.267	13.700	46.737
18	15.747	17.279	13.634	46.660
19	15.699	17.293	13.640	46.632
20	15.697	17.310	13.689	46.696

No.49 HANSEN ANDREAS				
Laps	Sector 1	Sector 2	Sector 3	Lap Time
1	19.335	18.320	13.574	51.229
2	16.749	17.624	13.539	47.912
3	16.518	17.423	13.590	47.531
4	16.372	17.346	13.584	47.302
5	15.865	17.394	13.481	46.740
6	15.944	17.291	13.398	46.633
7	15.869	17.449	13.496	46.814
8	15.893	17.410	13.484	46.787
9	15.787	17.232	13.493	46.512
10	15.616	17.332	13.491	46.439
11	15.677	17.269	13.418	46.364
12	15.737	17.302	13.439	46.478
13	15.733	17.309	13.451	46.493
14	15.846	17.296	13.440	46.582
15	15.836	17.333	13.471	46.640
16	15.832	17.276	13.482	46.590
17	15.966	17.447	13.411	46.824
18	15.995	17.290	13.542	46.827
19	15.720	17.230	13.641	46.591
20	15.763	17.370	13.576	46.709

No.50 CAMPONESCHI FLAVIO				
Laps	Sector 1	Sector 2	Sector 3	Lap Time
1	18.180	18.245	13.682	50.107
2	17.019	17.846	13.905	48.770
3	16.469	17.317	13.548	47.334
4	15.877	17.433	13.700	47.010

Laps	Sector 1	Sector 2	Sector 3	Lap Time
5	15.754	17.347	13.658	46.759
6	15.643	17.424	13.611	46.678
7	15.704	17.240	13.587	46.531
8	15.691	17.278	13.536	46.505
9	15.710	17.262	13.543	46.515
10	15.691	17.281	13.580	46.552
11	15.663	17.278	13.595	46.536
12	15.680	17.259	13.569	46.508
13	15.699	17.239	13.599	46.537
14	15.629	17.426	13.580	46.635
15	15.658	17.279	13.573	46.510
16	15.756	17.278	13.581	46.615
17	15.751	17.225	13.548	46.524
18	15.695	17.277	13.543	46.515
19	15.803	17.326	13.617	46.746
20	15.724	17.302	13.607	46.633

No.51 ARDIGO MARCO				
Laps	Sector 1	Sector 2	Sector 3	Lap Time
1	43.634	17.503	13.519	1:14.656
2	16.171	17.387	13.602	47.160
3	15.824	17.320	13.588	46.732
4	15.725	17.322	13.600	46.647
5	15.690	17.287	13.537	46.514
6	15.725	17.277	13.569	46.571
7	15.711	17.271	13.556	46.538
8	15.678	17.281	13.553	46.512
9	15.710	17.301	13.562	46.573
10	15.713	17.271	13.592	46.576
11	15.716	17.238	13.575	46.529
12	15.715	17.280	13.560	46.555
13	15.674	17.273	13.525	46.472
14	15.707	17.233	13.727	46.667
15	15.702	17.282	13.573	46.557
16	15.780	17.267	13.556	46.603
17	15.668	17.247	13.575	46.490
18	15.671	17.322	13.629	46.622
19	15.764	17.298	13.565	46.627
20	15.737	17.343	13.660	46.740

No.56 MANDOZZI GIORGIO				
Laps	Sector 1	Sector 2	Sector 3	Lap Time
1	18.973	18.700	13.959	51.632
2	16.852	17.921	13.917	48.690
3	16.331	17.782	13.835	47.948
4	17.078	17.698	13.890	48.666
5	16.708	17.719	14.044	48.471
6	16.225	17.643	13.870	47.738
7	16.096	17.611	13.833	47.540
8	16.664	17.761	13.896	48.321
9	16.080	17.617	13.874	47.571



KZ2

KZ2

Final (F)

Lap Time Analysis

For information purposes. No official / regulatory value


Laps	Sector 1	Sector 2	Sector 3	Lap Time
10	16.070	17.473	14.068	47.611
11	16.454	17.740	13.852	48.046
No.62 ANTONSEN EMIL				
1	18.936	18.324	13.675	50.935
2	16.904	17.744	13.663	48.311
3	16.390	17.661	13.786	47.837
4	16.770	17.510	13.604	47.884
5	15.988	18.062	13.606	47.656
6	15.760	17.357	13.584	46.701
7	15.737	17.355	13.559	46.651
8	16.157	17.623	13.590	47.370
9	16.288	17.388	13.531	47.207
10	16.117	17.798	13.582	47.497
11	16.000	17.385	14.795	48.180
12	15.882	17.461	13.616	46.959
13	15.850	17.499	13.608	46.957
14	15.932	17.419	13.639	46.990
15	15.835	17.367	13.660	46.862
16	15.819	17.400	13.653	46.872
17	15.867	18.458	13.833	48.158
18	16.216	17.502	13.842	47.560

Laps	Sector 1	Sector 2	Sector 3	Lap Time
9	15.771	17.430	13.593	46.794
10	15.731	17.457	13.666	46.854
11	15.760	17.394	13.627	46.781
12	15.850	17.368	13.634	46.852
13	15.860	17.524	13.616	47.000
14	15.816	17.330	13.621	46.767
15	15.796	17.380	13.607	46.783
16	15.793	17.399	13.682	46.874
17	15.712	17.559	13.649	46.920
18	15.674	17.366	13.578	46.618
19	15.837	17.461	13.520	46.818
20	15.979	17.527	13.657	47.163

Laps	Sector 1	Sector 2	Sector 3	Lap Time
1	18.426	18.356	13.996	50.778
2	16.182	17.902	13.645	47.729
3	16.600	17.405	13.732	47.737
4	16.362	17.358	13.699	47.419
5	16.970	18.058	13.669	48.697
6	15.662	17.303	13.591	46.556
7	15.867	17.411	13.664	46.942
8	16.109	17.563	13.625	47.297
9	16.257	17.421	13.585	47.263
10	16.121	17.688	13.680	47.489
11	16.319	17.407	13.876	47.602
12	15.778	17.346	13.681	46.805
13	15.835	17.444	13.662	46.941
14	15.759	17.410	13.667	46.836
15	15.830	17.381	13.650	46.861
16	15.817	17.542	13.718	47.077

Laps	Sector 1	Sector 2	Sector 3	Lap Time
1	18.803	18.703	13.640	51.146
2	25.822	17.935	13.839	57.596
3	15.978	17.584	13.740	47.302
4	15.946	17.486	13.680	47.112
5	15.817	17.617	13.621	47.055
6	15.750	17.433	13.592	46.775
7	15.756	17.481	13.574	46.811
8	15.829	17.397	13.602	46.828



8	PAAUWE MENNO BIREL / TM / BRIDG		14	77	LAMMERS BAS FK / PARILLA / BRIDG	
56	MANDOZZI GIORGIO INTREPID / TM / BRIDG		13	16	KARPOV KIRILL PRAGA / PARILLA / BRIDG	
55	MASSETANI GILBERTO DR / TM / BRIDG		12	5	VIGANO MATTEO TOP KART / PARILLA / BRIDG	
48	DREEZEN RICK ZANARDI / PARILLA / BRIDG		11	19	IDZKOWSKI BARTOSZ CRG / MAXTER / BRIDG	
37	CORBERI LUCA KOSMIC / VORTEX / BRIDG		10	33	SAVONA FEDERICO INTREPID / TM / BRIDG	
25	PESCADOR JORGE PRAGA / PARILLA / BRIDG		9	47	BERNARDOTTO ENRICO MARANELLO / TM / BRIDG	
62	ANTONSEN EMIL DR / TM / BRIDG		8	66	SPORTELLA GIOVANNI BIREL / TM / BRIDG	
1	NEGRO RICCARDO TOP KART / PARILLA / BRIDG		7	2	CESETTI SAURO TOP KART / PARILLA / BRIDG	
23	DALE ANDREA CRG / MAXTER / BRIDG		6	9	MIDRLA JAN BIREL / TM / BRIDG	
31	KOZLINSKI ARNAUD INTREPID / TM / BRIDG		5	21	HAJEK PATRIK PRAGA / PARILLA / BRIDG	
49	HANSEN ANDREAS TONY KART / VORTEX / BRIDG		4	26	IGLESIAS JEREMY LENZOKART / LKE / BRIDG	
50	CAMPONESCHI FLAVIO TONY KART / VORTEX / BRIDG		3	18	FORE DAVIDE CRG / TM / BRIDG	
7	TORSELLINI MIRKO ART GP / TM / BRIDG		2	10	DE CONTO PAOLO BIREL / TM / BRIDG	
20	THONON JONATHAN PRAGA / PARILLA / BRIDG		1	51	ARDIGO MARCO TONY KART / VORTEX / BRIDG	

POLE POSITION





KZ2 Pre Final (PF) Results

Subject to scrutineering & sporting investigations

Rnk	No.	Entrant	Nat	Driver	Nat	Equipment	Laps	Gap	Interv.	Best Lap	Points
1	20	PRAGA KART RACING	CZE	THONON JONATHAN	BEL	PRAGA / PARILLA / BRIDG	16			46.321	50
2	51	TONY KART RACING TEAM	ITA	ARDIGO MARCO	ITA	TONY KART / VORTEX / BRIDG	16	0.881	0.881	46.420	40
3	7	ART GRAND PRIX SRL	ITA	TORSELLINI MIRKO	ITA	ART GP / TM / BRIDG	16	1.065	0.184	46.298	30
4	10	BIREL MOTORSPORT	ITA	DE CONTO PAOLO	ITA	BIREL / TM / BRIDG	16	2.586	1.521	46.241	20
5	50	TONY KART RACING TEAM	ITA	CAMPONESCHI FLAVIO	ITA	TONY KART / VORTEX / BRIDG	16	6.478	3.892	46.198	15
6	18	DTK Racing Team Poland	POL	FORE DAVIDE	ITA	CRG / TM / BRIDG	16	7.547	1.069	46.624	10
7	49	TONY KART RACING TEAM	ITA	HANSEN ANDREAS	DNK	TONY KART / VORTEX / BRIDG	16	7.769	0.222	46.341	9
8	26	LENZOKART	ITA	IGLESIAS JEREMY	FRA	LENZOKART / LKE / BRIDG	16	8.319	0.550	46.542	8
9	31	INTREPID DRIVER PROGR	ITA	KOZLINSKI ARNAUD	FRA	INTREPID / TM / BRIDG	16	10.248	1.929	46.399	7
10	21	PRAGA KART RACING	CZE	HAJEK PATRIK	CZE	PRAGA / PARILLA / BRIDG	16	11.031	0.783	46.502	6
11	23	DALE ANDREA	ITA	DALE ANDREA	ITA	CRG / MAXTER / BRIDG	16	11.387	0.356	46.589	5
12	9	BIREL MOTORSPORT	ITA	MIDRLA JAN	CZE	BIREL / TM / BRIDG	16	11.875	0.488	46.355	4
13	1	COMER TOP KART	ITA	NEGRO RICCARDO	ITA	TOP KART / PARILLA / BRIDG	16	12.143	0.268	46.701	3
14	2	COMER TOP KART	ITA	CESETTI SAURO	ITA	TOP KART / PARILLA / BRIDG	16	12.403	0.260	46.720	2
15	62	DR SRL	ITA	ANTONSEN EMIL	NOR	DR / TM / BRIDG	16	12.798	0.395	46.616	1
16	66	SPORTELLA ANTONIO	ITA	SPORTELLA GIOVANNI	ITA	BIREL / TM / BRIDG	16	13.156	0.358	46.708	0
17	25	PRAGA KART RACING	CZE	PESCADOR JORGE	ESP	PRAGA / PARILLA / BRIDG	16	14.600	1.444	46.784	0
18	47	MARANELLO KART	ITA	BERNARDOTTO ENRICO	ITA	MARANELLO / TM / BRIDG	16	14.886	0.286	46.697	0
19	37	CORBERI MARCO	ITA	CORBERI LUCA	ITA	KOSMIC / VORTEX / BRIDG	16	15.559	0.673	46.825	0
20	33	INTREPID DRIVER PROGR	ITA	SAVONA FEDERICO	ITA	INTREPID / TM / BRIDG	16	16.603	1.044	46.667	0
21	48	ZANARDI	NLD	DREEZEN RICK	BEL	ZANARDI / PARILLA / BRIDG	9	7 Laps	7 Laps	46.483	0
22	19	DTK Racing Team Poland	POL	IDZKOWSKI BARTOSZ	POL	CRG / MAXTER / BRIDG	8	8 Laps	1 Lap	46.868	0
23	55	MASSETANI GILBERTO	ITA	MASSETANI GILBERTO	ITA	DR / TM / BRIDG	8	8 Laps	7.569	47.630	0
24	5	COMER TOP KART	ITA	VIGANO MATTEO	ITA	TOP KART / PARILLA / BRIDG	7	9 Laps	1 Lap	46.611	0
25	56	INTREPID DRIVER PROGR	ITA	MANDOZZI GIORGIO	VEN	INTREPID / TM / BRIDG	2	14 Laps	5 Laps	49.134	0
26	16	PRAGA KART RACING	CZE	KARPOV KIRILL	RUS	PRAGA / PARILLA / BRIDG	2	14 Laps	0.057	48.964	0
27	8	BIREL MOTORSPORT	ITA	PAAUWE MENNO	NLD	BIREL / TM / BRIDG	0	16 Laps	2 Laps		0
28	77	FORMULA K	ITA	LAMMERS BAS	NLD	FK / PARILLA / BRIDG	0	16 Laps	0.302		0

Leaders : No.20 THONON JONATHAN (1-16)

Start Time : 27/04 - 13:03:11

Best Lap : No.50 CAMPONESCHI FLAVIO 46.198 97,40 Kph

Weather : Slightly cloudy Air : 20°C Track : Dry

Event Record : No.20 THONON JONATHAN 45.923 97,99 Kph



WSK SUPER MASTER SERIES

LA CONCA 24 - 27.04.2014

ITALY



KZ2 Pre Final (PF)

Lap Chart

For information purposes. No official / regulatory value

	1	2	3	4	5	6	7	8	9	10	11	12	13	14	15	16	17	18	19	20	21	22	23	24	25	26	27	28	
Grid	20	51	7	48	18	26	50	21	10	49	25	23	9	2	31	66	47	37	8	33	1	5	77	19	16	56	62	55	
Start	20	51	7	48	26	18	50	21	10	49	23	25	2	9	31	66	47	37	8	5	77	1	19	33	56	16	62	55	
Lap 1 Interval	20	51	26	18	7	10	49	23	25	48	21	2	50	31	9	47	5	1	37	66	19	56	33	16	62	55			
	0.2	1.0	0.2	0.0	0.0	0.3	0.1	0.2	0.1	0.2	0.1	0.1	0.1	0.5	0.1	0.5	0.3	0.2	0.2	0.0	0.2	0.1	0.0	0.1	0.2	0.4			
Lap 2	20	51	26	7	10	18	49	23	48	25	21	2	50	31	9	5	47	1	66	37	62	33	56	16	19	55			
	0.2	1.1	0.4	0.1	0.3	0.0	0.5	0.0	0.4	0.0	0.2	0.2	0.1	0.1	0.1	0.6	0.2	0.0	0.7	0.3	1.2	0.0	0.1	0.0	0.1	0.2			
Lap 3	20	51	7	26	10	49	18	48	23	21	2	50	31	9	25	5	47	1	66	37	62	33	19	55					
	0.1	1.5	0.0	0.1	0.8	0.3	0.1	0.2	0.3	0.4	0.1	0.4	0.1	0.4	0.4	0.2	0.2	0.1	0.1	0.1	0.2	1.2	0.2	2.1	0.3				
Lap 4	20	51	7	10	26	49	18	48	23	21	50	31	9	5	47	2	25	1	66	37	62	33	19	55					
	0.2	1.5	0.3	0.4	0.4	0.3	0.0	0.2	0.2	0.7	0.4	0.1	1.0	0.1	1.0	0.0	0.1	0.2	0.1	0.2	0.1	0.2	0.7	0.3	2.1	1.0			
Lap 5	20	51	7	10	26	49	48	18	23	21	50	9	31	5	25	2	1	66	37	62	33	47	19	55					
	0.2	1.4	0.2	0.9	0.0	0.6	0.1	0.3	0.1	0.2	1.0	0.4	0.5	0.6	0.1	0.2	0.1	0.5	0.1	0.6	0.3	0.3	2.3	1.0					
Lap 6	20	51	7	10	48	18	26	23	50	21	49	9	31	5	25	2	1	66	37	62	33	47	19	55					
	0.3	1.2	0.3	1.7	0.3	0.6	0.1	0.3	0.4	0.0	0.2	0.3	0.4	0.8	0.1	0.2	0.1	0.9	0.1	0.2	0.1	0.2	0.3	2.6	1.8				
Lap 7	20	51	7	10	48	18	23	50	26	49	9	21	31	5	2	1	66	25	37	62	33	47	19	55					
	0.4	1.1	0.3	1.8	0.5	0.9	0.1	0.3	0.2	0.2	0.2	0.1	0.3	0.3	0.9	0.3	0.2	0.6	0.2	0.0	0.3	0.1	2.9	7.0					
Lap 8	20	51	7	10	48	18	50	26	23	49	31	21	2	1	66	9	25	62	37	47	33	19	55						
	0.3	1.0	0.3	1.9	0.6	1.6	0.3	0.0	0.0	0.9	0.4	0.8	0.3	0.2	0.7	0.2	0.2	0.1	0.2	0.0	0.5	2.4	7.5						
Lap 9	20	51	7	10	48	18	50	26	49	23	31	21	2	1	66	9	62	25	47	37	33								
	0.4	0.9	0.4	2.0	0.8	1.3	0.5	0.2	0.3	0.2	0.5	1.0	0.4	0.3	0.2	0.9	0.5	0.5	0.0	0.1	0.1								
Lap 10	20	51	7	10	18	50	26	49	23	31	21	2	1	9	66	62	25	47	37	33									
	0.5	0.9	0.4	3.3	0.8	0.6	0.1	0.7	0.1	0.6	1.1	0.4	0.1	0.3	0.7	0.9	1.1	0.2	0.3	0.1	0.1								
Lap 11	20	51	7	10	18	50	26	49	23	31	21	2	9	1	66	62	25	47	37	33									
	0.7	0.7	0.3	3.6	0.4	0.8	0.1	0.9	0.2	0.1	1.4	0.3	0.0	0.5	0.5	1.1	0.2	0.3	0.5										
Lap 12	20	51	7	10	18	50	26	49	31	21	23	9	2	1	66	62	25	47	37	33									
	0.8	0.5	0.5	4.0	0.0	0.9	0.0	2.4	0.2	0.1	0.3	0.0	0.2	0.5	0.5	1.2	0.2	0.3	0.7										
Lap 13	20	51	7	10	18	50	49	26	31	21	23	9	1	2	66	62	25	47	37	33									
	0.9	0.3	0.8	4.2	0.0	0.9	0.4	2.0	0.5	0.4	0.6	0.1	0.0	0.2	0.3	1.1	0.2	0.3	0.9										
Lap 14	20	51	7	10	50	18	49	26	31	21	23	9	1	2	66	62	25	47	37	33									
	1.0	0.2	1.0	4.2	0.4	0.2	0.7	2.1	0.4	0.4	0.4	0.2	0.2	0.3	0.1	1.2	0.1	0.5	1.1										
Lap 15	20	51	7	10	50	18	49	26	31	21	23	9	1	2	66	62	25	47	37	33									
	0.9	0.2	1.2	4.1	0.6	0.0	0.8	2.1	0.6	0.3	0.3	0.2	0.1	0.3	0.0	1.4	0.3	0.5	1.3										
Lap 16	20	51	7	10	50	18	49	26	31	21	23	9	1	2	62	66	25	47	37	33									
	0.8	0.1	1.5	3.8	1.0	0.2	0.5	1.9	0.7	0.3	0.4	0.2	0.2	0.2	0.3	0.3	1.4	0.2	0.6										



KZ2

KZ2 Pre Final (PF) Lap Time Analysis

For information purposes. No official / regulatory value

Laps	Sector 1	Sector 2	Sector 3	Lap Time	Laps	Sector 1	Sector 2	Sector 3	Lap Time	Laps	Sector 1	Sector 2	Sector 3	Lap Time
No.1 NEGRO RICCARDO					No.9 MIDRLA JAN					No.16 KARPOV KIRILL				
1	18.980	18.653	13.960	51.593	5	15.622	17.192	13.500	46.314	1	19.357	18.893	13.785	52.035
2	15.984	17.513	13.725	47.222	6	15.591	17.251	13.456	46.298	2	17.164	17.818	13.982	48.964
3	16.213	17.612	13.639	47.464	7	15.700	17.251	13.473	46.424	No.18 FORE DAVIDE				
4	15.931	17.599	13.658	47.188	8	15.653	17.178	13.541	46.372	1	18.385	17.909	13.721	50.015
5	16.204	17.440	13.562	47.206	9	15.650	17.251	13.482	46.383	2	16.830	17.438	13.551	47.819
6	15.714	17.367	13.622	46.703	10	15.650	17.269	13.535	46.454	3	16.440	17.343	13.509	47.292
7	15.880	17.391	13.560	46.831	11	15.690	17.260	13.481	46.431	4	15.780	17.346	13.498	46.624
8	15.734	17.714	13.765	47.213	12	15.608	17.215	13.483	46.306	5	15.743	17.338	13.728	46.809
9	15.798	17.359	13.624	46.781	13	15.595	17.224	13.488	46.307	6	15.854	17.328	13.522	46.704
10	15.934	17.393	13.592	46.919	14	15.678	17.250	13.569	46.497	7	15.713	17.397	13.587	46.697
11	15.761	17.318	13.645	46.724	15	15.670	17.306	13.465	46.441	8	15.747	17.313	13.591	46.651
12	15.842	17.409	13.564	46.815	16	15.750	17.276	13.550	46.576	9	15.748	17.385	13.604	46.737
13	16.202	17.474	13.644	47.320	No.10 DE CONTO PAOLO					10	15.876	17.380	13.628	46.884
14	15.825	17.325	13.551	46.701	1	19.315	18.312	13.640	51.267	11	15.777	17.339	13.610	46.726
15	15.762	17.377	13.623	46.762	2	16.383	17.540	13.605	47.528	12	15.830	17.369	13.632	46.831
16	15.868	17.400	13.555	46.823	3	16.377	17.410	13.477	47.264	13	15.830	17.369	13.632	46.831
No.2 CESETTI SAURO					4	15.684	17.520	13.523	46.727	14	15.843	17.314	13.622	46.779
1	19.095	17.924	13.641	50.660	5	15.732	17.323	13.583	46.638	15	16.184	17.324	13.586	47.094
2	16.674	17.480	13.610	47.764	6	15.653	17.443	13.658	46.754	16	15.839	17.395	13.595	46.829
3	16.247	17.311	13.573	47.131	7	16.035	17.291	13.440	46.766	1	19.013	18.930	14.020	51.963
4	15.764	18.722	14.145	48.631	8	15.583	21.156	13.606	50.345	2	17.381	17.927	14.206	49.514
5	16.389	17.296	13.570	47.255	9	15.598	17.282	13.475	46.355	3	16.369	17.681	14.708	48.758
6	15.716	17.428	13.634	46.778	10	15.826	17.212	13.506	46.544	4	15.908	17.351	13.609	46.868
7	15.889	17.261	13.578	46.728	11	15.711	17.303	13.465	46.479	5	16.191	17.628	13.893	47.712
8	15.721	17.670	13.758	47.149	12	15.655	17.364	13.595	46.614	6	15.846	17.433	13.686	46.965
9	15.769	17.341	13.618	46.728	13	16.148	17.633	13.651	47.432	7	15.824	17.440	13.775	47.039
10	15.881	17.303	13.676	46.860	14	15.683	17.335	13.569	46.587	8	16.084	17.444	13.686	47.214
11	15.817	17.294	13.681	46.792	15	15.677	17.311	13.736	46.724	No.19 IDZKOWSKI BARTOSZ				
12	15.834	17.359	13.820	47.013	16	15.782	17.416	13.648	46.846	1	19.013	18.930	14.020	51.963
13	16.014	17.591	13.984	47.589	No.5 VIGANO MATTEO					2	17.381	17.927	14.206	49.514
14	15.928	17.381	13.559	46.868	1	19.149	18.556	13.851	51.556	3	16.369	17.681	14.708	48.758
15	15.770	17.343	13.607	46.720	2	15.919	17.523	13.785	47.227	4	15.908	17.351	13.609	46.868
16	15.789	17.465	13.658	46.912	3	16.110	17.635	13.592	47.337	5	16.191	17.628	13.893	47.712
No.7 TORSELLINI MIRKO					4	15.733	17.558	13.753	47.044	6	15.846	17.433	13.686	46.965
1	19.161	17.824	13.577	50.562	5	15.674	17.324	13.613	46.611	7	15.824	17.440	13.775	47.039
2	16.359	17.305	13.547	47.211	6	15.668	17.322	13.641	46.631	8	16.084	17.444	13.686	47.214
3	15.699	17.293	13.463	46.455	7	15.794	17.364	13.586	46.744	No.20 THONON JONATHAN				
4	15.772	17.252	13.478	46.502	No.3 TORSELLINI MIRKO					1	47.278	17.464	13.656	1:18.398
No.4 TORSELLINI MIRKO					1	19.161	17.824	13.577	50.562	2	15.980	17.396	13.551	46.927
1	19.161	17.824	13.577	50.562	2	16.359	17.305	13.547	47.211	3	15.805	17.259	13.542	46.606
2	16.359	17.305	13.547	47.211	3	15.699	17.293	13.463	46.455	4	15.633	17.195	13.553	46.381
3	15.699	17.293	13.463	46.455	4	15.772	17.252	13.478	46.502	5	15.734	17.260	13.490	46.484
4	15.772	17.252	13.478	46.502	5	15.674	17.324	13.613	46.611	6	15.642	17.211	13.511	46.364
No.6 TORSELLINI MIRKO					6	15.668	17.322	13.641	46.631	7	15.658	17.182	13.528	46.368
No.8 TORSELLINI MIRKO					7	15.794	17.364	13.586	46.744	8	15.779	17.259	13.589	46.627
No.12 TORSELLINI MIRKO					8	15.636	17.210	13.567	46.413	9	15.673	17.162	13.486	46.321
No.14 TORSELLINI MIRKO					9	15.580	17.298	13.529	46.407	10	15.633	17.246	13.536	46.415
No.15 TORSELLINI MIRKO					10	15.633	17.271	13.533	46.437	11	15.635	17.238	13.506	46.379
No.17 TORSELLINI MIRKO					11	15.646	17.278	13.492	46.416	12	15.672	17.212	13.543	46.427
No.19 TORSELLINI MIRKO					12	15.611	17.268	13.577	46.456	13	15.633	17.194	13.562	46.389
No.21 TORSELLINI MIRKO					13	15.784	17.278	13.514	46.576	14	15.730	17.178	13.655	46.563
No.23 TORSELLINI MIRKO					14	15.769	17.387	13.556	46.712	15	15.761	17.207	13.577	46.545
No.25 TORSELLINI MIRKO					15	15.759	17.364	13.508	46.631	16	15.761	17.186	13.711	46.658
No.27 TORSELLINI MIRKO					16	15.803	17.438	13.645	46.886					



KZ2

KZ2 Pre Final (PF)

Lap Time Analysis

For information purposes. No official / regulatory value

Laps	Sector 1	Sector 2	Sector 3	Lap Time
No.21 HAJEK PATRIK				
1	19.579	17.971	13.610	51.160
2	16.658	17.540	13.512	47.710
3	15.969	17.369	13.525	46.863
4	15.763	17.341	13.415	46.519
5	15.736	17.432	13.512	46.680
6	16.175	18.020	13.578	47.773
7	16.500	17.350	13.500	47.350
8	15.677	18.612	13.562	47.851
9	15.724	17.323	13.491	46.538
10	15.768	17.380	13.549	46.697
11	15.633	17.314	13.555	46.502
12	15.851	18.407	13.614	47.872
13	15.840	17.473	13.631	46.944
14	15.792	17.335	13.637	46.764
15	15.791	17.378	13.693	46.862
16	15.757	17.433	13.577	46.767

Laps	Sector 1	Sector 2	Sector 3	Lap Time
No.23 DALE ANDREA				
1	18.499	17.839	13.588	49.926
2	16.602	17.409	13.826	47.837
3	16.199	17.308	13.566	47.073
4	15.903	17.207	13.479	46.589
5	15.828	17.332	13.585	46.745
6	16.164	17.531	13.527	47.222
7	15.971	17.249	13.638	46.858
8	15.955	18.187	13.565	47.707
9	16.302	17.322	13.521	47.145
10	15.824	17.294	13.614	46.732
11	15.837	17.372	13.621	46.830
12	15.923	18.859	13.702	48.484
13	15.820	17.443	13.884	47.147
14	15.803	17.358	13.678	46.839
15	15.794	17.370	13.589	46.753
16	15.765	17.336	13.656	46.757

Laps	Sector 1	Sector 2	Sector 3	Lap Time
No.25 PESCADOR JORGE				
1	18.614	17.905	13.607	50.126
2	16.902	17.500	13.698	48.100
3	16.895	17.960	13.619	48.474
4	15.912	18.095	13.626	47.633
5	16.021	17.308	13.635	46.964
6	15.773	17.411	13.600	46.784
7	17.072	17.448	13.609	48.129
8	15.906	17.961	13.655	47.522
9	16.447	17.389	13.808	47.644
10	16.105	17.343	13.583	47.031
11	15.814	17.375	13.626	46.815
12	15.741	17.484	13.594	46.819

Laps	Sector 1	Sector 2	Sector 3	Lap Time
13	15.802	17.442	13.568	46.812
14	15.830	17.402	13.633	46.865
15	15.744	17.472	13.607	46.823
16	15.959	17.502	13.816	47.277

Laps	Sector 1	Sector 2	Sector 3	Lap Time
No.26 IGLESIAS JEREMY				
1	18.363	17.765	13.722	49.850
2	15.954	17.398	13.662	47.014
3	15.889	17.394	13.649	46.932
4	16.327	17.360	13.599	47.286
5	15.773	17.302	13.619	46.694
6	17.250	17.447	13.571	48.268
7	16.366	17.427	13.597	47.390
8	15.743	17.824	13.654	47.221
9	15.745	17.250	13.606	46.601
10	15.733	17.248	13.561	46.542
11	15.719	17.272	13.597	46.588
12	15.722	17.254	13.585	46.561
13	16.223	17.326	13.599	47.148
14	15.765	17.278	13.661	46.704
15	15.803	17.258	13.628	46.689
16	15.843	17.382	13.641	46.866

Laps	Sector 1	Sector 2	Sector 3	Lap Time
No.31 KOZLINSKI ARNAUD				
1	19.081	18.386	13.650	51.117
2	16.378	17.514	13.605	47.497
3	16.324	17.470	13.491	47.285
4	15.701	17.473	13.532	46.706
5	15.706	17.791	13.787	47.284
6	15.699	17.380	13.586	46.665
7	15.999	17.334	13.517	46.850
8	15.707	17.940	13.573	47.220
9	15.657	17.268	13.474	46.399
10	15.760	17.404	13.470	46.634
11	15.859	17.456	13.679	46.994
12	15.738	18.442	13.564	47.744
13	15.703	17.289	13.690	46.682
14	15.778	17.411	13.654	46.843
15	15.726	17.335	13.619	46.680
16	15.725	17.354	13.547	46.626

Laps	Sector 1	Sector 2	Sector 3	Lap Time
No.33 SAVONA FEDERICO				
1	19.494	18.812	13.855	52.161
2	16.890	17.862	14.134	48.886
3	15.910	17.483	13.639	47.032
4	15.786	17.482	13.539	46.807
5	15.764	17.814	13.616	47.194
6	15.692	17.265	13.710	46.667
7	15.867	17.437	13.581	46.885
8	16.619	17.515	13.781	47.915

Laps	Sector 1	Sector 2	Sector 3	Lap Time
9	15.919	17.490	13.606	47.015
10	16.191	17.464	13.605	47.260
11	15.957	17.443	13.862	47.262
12	15.875	17.565	13.574	47.014
13	15.787	17.467	13.853	47.107
14	15.943	17.461	13.767	47.171
15				47.202
16				47.013

Laps	Sector 1	Sector 2	Sector 3	Lap Time
No.37 CORBERI LUCA				
1	19.406	18.549	14.478	52.433
2	16.283	17.523	14.265	48.071
3	15.897	17.348	13.607	46.852
4	15.860	17.602	13.716	47.178
5	16.297	17.589	13.587	47.473
6	15.712	17.370	14.010	47.092
7	15.821	17.451	13.631	46.903
8	16.285	17.575	13.822	47.682
9	16.371	17.485	13.646	47.502
10	16.175	17.458	13.607	47.240
11	15.907	17.430	13.569	46.906
12	15.769	17.407	13.649	46.825
13	15.785	17.444	13.625	46.854
14	15.873	17.445	13.637	46.955
15	15.917	17.389	13.691	46.997
16	15.845	17.538	13.967	47.350

Laps	Sector 1	Sector 2	Sector 3	Lap Time
No.47 BERNARDOTTO ENRICO				
1	19.305	18.599	13.755	51.659
2	15.991	17.661	14.148	47.800
3	16.073	17.663	13.595	47.331
4	15.825	17.560	13.562	46.947
5	17.088	18.847	13.565	49.500
6	15.754	17.377	13.585	46.716
7	15.747	17.430	13.520	46.697
8	16.081	17.440	13.651	47.172
9	16.067	17.482	13.699	47.248
10	16.140	17.486	13.634	47.260
11	15.749	17.506	13.509	46.764
12	15.720	17.492	13.565	46.777
13	15.759	17.510	13.541	46.810
14	15.819	17.412	13.587	46.818
15	15.865	17.432	13.671	46.968
16	15.797	17.505	13.935	47.237

Laps	Sector 1	Sector 2	Sector 3	Lap Time
No.48 DREEZEN RICK				
1	19.709	17.953	13.559	51.221
2	16.498	17.325	13.619	47.442
3	15.975	17.322	13.500	46.797
4	15.773	17.342	13.453	46.568



KZ2

KZ2 Pre Final (PF)

For information purposes. No official / regulatory value

Lap Time Analysis

Laps	Sector 1	Sector 2	Sector 3	Lap Time	Laps	Sector 1	Sector 2	Sector 3	Lap Time	Laps	Sector 1	Sector 2	Sector 3	Lap Time
5	15.784	17.328	13.474	46.586	8	15.674	17.279	13.534	46.487	9	15.852	17.390	13.632	46.874
6	15.660	17.344	13.503	46.507	9	15.687	17.249	13.496	46.432	10	16.230	17.345	13.524	47.099
7	15.725	17.216	13.542	46.483	10	15.648	17.276	13.624	46.548	11	15.806	17.360	13.610	46.776
8	15.737	17.250	13.532	46.519	11	15.754	17.337	13.499	46.590	12	15.749	17.309	13.686	46.744
9	15.730	17.280	13.540	46.550	12	15.675	17.284	13.532	46.491	13	15.824	17.603	13.692	47.119
No.49 HANSEN ANDREAS					13	15.702	17.321	13.512	46.535	14	15.882	17.483	13.574	46.939
1	18.694	17.884	13.551	50.129	14	15.696	17.335	13.562	46.593	15	15.734	17.396	13.614	46.744
2	16.579	17.432	13.474	47.485	15	15.698	17.284	13.482	46.464	16	16.239	17.383	13.694	47.316
3	15.999	17.299	13.512	46.810	16	15.747	17.301	13.555	46.603					
4	15.753	17.513	13.433	46.699	No.55 MASSETANI GILBERTO									
5	15.692	17.241	13.408	46.341	1	19.611	19.008	13.977	52.596					
6	17.665	17.907	13.530	49.102	2	16.728	18.027	13.893	48.648					
7	15.965	17.326	13.452	46.743	3	16.322	17.890	14.612	48.824					
8	15.671	17.956	13.441	47.068	4	16.204	17.699	13.727	47.630					
9	15.902	17.340	13.485	46.727	5	16.215	17.723	13.752	47.690					
10	15.735	17.253	13.411	46.399	6	16.058	17.845	13.852	47.755					
11	15.825	17.334	13.470	46.629	7	19.379	18.747	14.078	52.204					
12	15.723	17.301	13.439	46.463	8	16.144	17.756	13.874	47.774					
13	15.891	17.254	13.474	46.619	No.56 MANDOZZI GIORGIO									
14	15.716	17.244	13.445	46.405	1	19.054	18.849	13.927	51.830					
15	15.804	17.292	13.561	46.657	2	16.820	17.867	14.447	49.134					
16	16.324	17.324	13.482	47.130	No.62 ANTONSEN EMIL									
No.50 CAMPONESCHI FLAVIO					1	19.490	18.843	13.921	52.254					
1	19.945	17.920	13.620	51.485	2	16.600	17.880	13.948	48.428					
2	16.707	17.488	13.627	47.822	3	15.778	17.426	13.612	46.816					
3	16.167	17.352	13.525	47.044	4	15.728	17.377	13.597	46.702					
4	15.755	17.466	13.475	46.696	5	15.721	17.635	13.542	46.898					
5	15.558	17.235	13.405	46.198	6	15.742	17.373	13.962	47.077					
6	15.976	17.611	13.479	47.066	7	15.950	17.357	13.533	46.840					
7	15.763	17.375	13.511	46.649	8	15.815	17.824	13.693	47.332					
8	15.938	17.732	13.547	47.217	9	15.934	17.330	13.681	46.945					
9	15.654	17.265	13.491	46.410	10	15.735	17.298	13.583	46.616					
10	15.647	17.269	13.501	46.417	11	15.718	17.342	13.593	46.653					
11	15.599	17.229	13.527	46.355	12	15.683	17.345	13.690	46.718					
12	15.678	17.266	13.501	46.445	13	15.709	17.369	13.786	46.864					
13	15.911	17.319	13.501	46.731	14	15.809	17.410	13.577	46.796					
14	15.823	17.246	13.577	46.646	15	15.832	17.323	13.504	46.659					
15	15.762	17.216	13.553	46.531	16	15.996	17.275	13.606	46.877					
16	15.649	17.265	13.718	46.632	No.66 SPORTELLA GIOVANNI									
No.51 ARDIGO MARCO					1	20.021	18.560	13.988	52.569					
1	43.385	17.548	13.520	1:14.453	2	16.416	17.463	13.829	47.708					
2	15.938	17.452	13.508	46.898	3	15.893	17.403	13.627	46.923					
3	15.787	17.249	13.486	46.522	4	15.895	17.647	13.616	47.158					
4	15.717	17.327	13.462	46.506	5	16.280	17.397	13.521	47.198					
5	15.728	17.252	13.440	46.420	6	15.711	17.408	13.589	46.708					
6	15.747	17.243	13.512	46.502	7	15.829	17.415	13.634	46.878					
7	15.704	17.263	13.512	46.479	8	15.859	17.815	13.573	47.247					











KZ2

KZ2 Pre Final (PF) Starting Grid

Document 15

Subject to scrutineering & sporting investigations

62	ANTONSEN EMIL DR / TM / BRIDG		14	55	MASSETANI GILBERTO DR / TM / BRIDG	
16	KARPOV KIRILL PRAGA / PARILLA / BRIDG		13	56	MANDOZZI GIORGIO INTREPID / TM / BRIDG	
77	LAMMERS BAS FK / PARILLA / BRIDG		12	19	IDZKOWSKI BARTOSZ CRG / MAXTER / BRIDG	
1	NEGRO RICCARDO TOP KART / PARILLA / BRIDG		11	5	VIGANO MATTEO TOP KART / PARILLA / BRIDG	
8	PAAUWE MENNO BIREL / TM / BRIDG		10	33	SAVONA FEDERICO INTREPID / TM / BRIDG	
47	BERNARDOTTO ENRICO MARANELLO / TM / BRIDG		9	37	CORBERI LUCA KOSMIC / VORTEX / BRIDG	
31	KOZLINSKI ARNAUD INTREPID / TM / BRIDG		8	66	SPORTELLA GIOVANNI BIREL / TM / BRIDG	
9	MIDRLA JAN BIREL / TM / BRIDG		7	2	CESETTI SAURO TOP KART / PARILLA / BRIDG	
25	PESCADOR JORGE PRAGA / PARILLA / BRIDG		6	23	DALE ANDREA CRG / MAXTER / BRIDG	
10	DE CONTO PAOLO BIREL / TM / BRIDG		5	49	HANSEN ANDREAS TONY KART / VORTEX / BRIDG	
50	CAMPONESCHI FLAVIO TONY KART / VORTEX / BRIDG		4	21	HAJEK PATRIK PRAGA / PARILLA / BRIDG	
18	FORE DAVIDE CRG / TM / BRIDG		3	26	IGLESIAS JEREMY LENZOKART / LKE / BRIDG	
7	TORSELLINI MIRKO ART GP / TM / BRIDG		2	48	DREEZEN RICK ZANARDI / PARILLA / BRIDG	
20	THONON JONATHAN PRAGA / PARILLA / BRIDG		1	51	ARDIGO MARCO TONY KART / VORTEX / BRIDG	

POLE POSITION





KZ2 Qualifying Heats Results

Subject to scrutineering & sporting investigations

Rnk	No.	Driver	Nat	Qp	H1	H2	H3	Points
1	20	THONON JONATHAN		1	0	0	3	3
2	51	ARDIGO MARCO		5	5	2	2	9
3	7	TORSELLINI MIRKO		8	6	3	0	9
4	48	DREEZEN RICK		3	4	6	5	15
5	18	FORE DAVIDE		4	3	5	7	15
6	26	IGLESIAS JEREMY		12	8	7	4	19
7	50	CAMPONESCHI FLAVIO		10	7	9	6	22
8	21	HAJEK PATRIK		13	9	8	8	25
9	10	DE CONTO PAOLO		2	2	4	27	33
10	49	HANSEN ANDREAS		11	14	10	9	33
11	25	PESCADOR JORGE		16	12	11	12	35
12	23	DALE ANDREA		6	17	15	13	45
13	9	MIDRLA JAN		7	10	25	11	46
14	2	CESETTI SAURO		9	11	21	14	46
15	31	KOZLINSKI ARNAUD		14	27	12	10	49
16	66	SPORTELLA GIOVANNI		15	15	13	21	49
17	47	BERNARDOTTO ENRICO		22	16	14	22	52
18	37	CORBERI LUCA		21	19	18	16	53
19	8	PAAUWE MENNO		25	22	20	17	59
20	33	SAVONA FEDERICO		26	23	19	18	60
21	1	NEGRO RICCARDO		23	18	17	26	61
22	5	VIGANO MATTEO		18	20	27	15	62
23	77	LAMMERS BAS		24	13	26	25	64
24	19	IDZKOWSKI BARTOSZ		19	24	23	20	67
25	16	KARPOV KIRILL		20	21	28	19	68
26	56	MANDOZZI GIORGIO		28	26	22	23	71
27	62	ANTONSEN EMIL		17	28	16	28	72
28	55	MASSETANI GILBERTO		27	25	24	24	73



KZ2 Qualifying Heat 3 (H3)

Results

Subject to scrutineering & sporting investigations

Rnk	No.	Entrant	Nat	Driver	Nat	Equipment	Laps	Gap	Interv.	Best Lap	Penalty	Points
1 ▲2	7	ART GRAND PRIX SRL	ITA	TORSELLINI MIRKO	ITA	ART GP / TM / BRIDG	12			46.514		0
2 =	51	TONY KART RACING TE	ITA	ARDIGO MARCO	ITA	TONY KART / VORTEX / BRIDG	12	0.021	0.021	46.574		2
3 ▼2	20	PRAGA KART RACING	CZE	THONON JONATHAN	BEL	PRAGA / PARILLA / BRIDG	12	2.123	2.102	46.502		3
4 ▲3	26	LENZOKART	ITA	IGLESIAS JEREMY	FRA	LENZOKART / LKE / BRIDG	12	4.188	2.065	46.706		4
5 ▲1	48	ZANARDI	NLD	DREEZEN RICK	BEL	ZANARDI / PARILLA / BRIDG	12	4.419	0.231	46.642		5
6 ▲3	50	TONY KART RACING TE	ITA	CAMPONESCHI FLAVIO	ITA	TONY KART / VORTEX / BRIDG	12	4.466	0.047	46.583		6
7 ▼2	18	DTK Racing Team Poland	POL	FORE DAVIDE	ITA	CRG / TM / BRIDG	12	4.649	0.183	46.640		7
8 =	21	PRAGA KART RACING	CZE	HAJEK PATRIK	CZE	PRAGA / PARILLA / BRIDG	12	5.381	0.732	46.660		8
9 ▲1	49	TONY KART RACING TE	ITA	HANSEN ANDREAS	DNK	TONY KART / VORTEX / BRIDG	12	6.063	0.682	46.567		9
10 ▲2	31	INTREPID DRIVER PROC	ITA	KOZLINSKI ARNAUD	FRA	INTREPID / TM / BRIDG	12	7.024	0.961	46.861		10
11 ▲14	9	BIREL MOTORSPORT	ITA	MIDRLA JAN	CZE	BIREL / TM / BRIDG	12	9.364	2.340	46.511		11
12 ▼1	25	PRAGA KART RACING	CZE	PESCADOR JORGE	ESP	PRAGA / PARILLA / BRIDG	12	10.205	0.841	46.867		12
13 ▲2	23	DALE ANDREA	ITA	DALE ANDREA	ITA	CRG / MAXTER / BRIDG	12	10.877	0.672	46.804		13
14 ▲7	2	COMER TOP KART	ITA	CESETTI SAURO	ITA	TOP KART / PARILLA / BRIDG	12	10.923	0.046	46.712		14
15 ▲12	5	COMER TOP KART	ITA	VIGANO MATTEO	ITA	TOP KART / PARILLA / BRIDG	12	11.015	0.092	46.871		15
16 ▲2	37	CORBERI MARCO	ITA	CORBERI LUCA	ITA	KOSMIC / VORTEX / BRIDG	12	11.344	0.329	46.737		16
17 ▲3	8	BIREL MOTORSPORT	ITA	PAAUWE MENNO	NLD	BIREL / TM / BRIDG	12	11.563	0.219	46.720		17
18 ▲1	33	INTREPID DRIVER PROC	ITA	SAVONA FEDERICO	ITA	INTREPID / TM / BRIDG	12	12.180	0.617	46.912		18
19 ▲9	16	PRAGA KART RACING	CZE	KARPOV KIRILL	RUS	PRAGA / PARILLA / BRIDG	12	14.908	2.728	47.105		19
20 ▲3	19	DTK Racing Team Poland	POL	IDZKOWSKI BARTOSZ	POL	CRG / MAXTER / BRIDG	12	18.001	3.093	47.097		20
21 ▼8	66	SPORTELLA ANTONIO	ITA	SPORTELLA GIOVANNI	ITA	BIREL / TM / BRIDG	12	20.694	2.693	46.794	+10.000	21
22 ▼8	47	MARANELLO KART	ITA	BERNARDOTTO ENRICO	ITA	MARANELLO / TM / BRIDG	12	22.127	1.433	46.702		22
23 ▼1	56	INTREPID DRIVER PROC	ITA	MANDOZZI GIORGIO	ITA	INTREPID / TM / BRIDG	12	24.090	1.963	47.849		23
24 =	55	MASSETANI GILBERTO	ITA	MASSETANI GILBERTO	ITA	DR / TM / BRIDG	12	27.909	3.819	47.425		24
25 ▲1	77	FORMULA K	ITA	LAMMERS BAS	NLD	FK / PARILLA / BRIDG	10	2 Laps	2 Laps	46.585		25
26 ▼9	1	COMER TOP KART	ITA	NEGRO RICCARDO	ITA	TOP KART / PARILLA / BRIDG	7	5 Laps	3 Laps	46.850		26
27 ▼23	10	BIREL MOTORSPORT	ITA	DE CONTO PAOLO	ITA	BIREL / TM / BRIDG	5	7 Laps	2 Laps	46.711		27
28 ▼12	62	DR SRL	ITA	ANTONSEN EMIL	NOR	DR / TM / BRIDG	2	10 Laps	3 Laps	48.320		28

No.66 SPORTELLA GIOVANNI : 10 sec time penalty for bad manoeuvre (art 2.24 CIK General Prescriptions). According to Stewards' Decision No.44.

Leaders : No.51 ARDIGO MARCO (1-9) / No.7 TORSELLINI MIRKO (10-12)

Start Time : 26/04 - 17:22:05

Best Lap : No.20 THONON JONATHAN 46.502 96,77 Kph

Weather : Slightly cloudy Air : 15°C Track : Dry

Event Record : No.20 THONON JONATHAN 45.923 97,99 Kph



DOCUMENT N° 44

DÉCISION DES COMMISSAIRES SPORTIFS
STEWARDS' DECISION

PÉNALITÉ INFLIGÉE AU CONCURRENT (NOM) : **SPORTELLA ANTONIO**
PENALTY INFLICTED UPON THE ENTRANT (NAME):

NATIONALITÉ / NATIONALITY: **ITA**

N°: **66**
No.:

PILOTE : **SPORTELLA GIOVANNI**
DRIVER :

Concerne la partie de l'Épreuve : **KZ2 - Qualifying Heat 3**
Concerns the part of the event:

ÉNONCÉ / STATEMENT:

10 sec time penalty in the above session concerned

MOTIF / REASON:

The Driver concerned was involved in an incident. In the Heat/Race concerned in 3 lap by post 5 he pushed the kart in front of him an following of this manoeuvre he takes an advantage (proved by relevant video sequence). Having considered the video and after hearing the Entrant concerned, the Stewards assess this manoeuvre as an incident according art 2.24 CIK GP. This decision is made in application of art. 2.24 CIK GP and art. 12 ISC

Décision annoncée
Decision announced

Date / Date: **26/04/2014**

Heure / Time: **18:51**

Nom / Name

Signature

Président du Collège / Chairman of the Panel:

Oronzo Di Bari (I) :

Membres du Collège / Members of the Panel:

Ronny Guarini (I) :

Legrottoglie Sante (I) :

NOTIFICATION AU CONCURRENT CONCERNÉ / NOTIFICATION TO THE RELEVANT ENTRANT

Je soussigné :
I undersigned: Nom personnel / personal name

Représentant du Concurrent : **SPORTELLA ANTONIO**
Representing the Entrant: Nom du Concurrent / Entrant's name

Certifie avoir reçu notification du document N° **44** des Commissaires Sportifs de l'Épreuve.
Certify that I have been notified of document No. by the Stewards of the Meeting.

Date : Heure / Time: Signature :



WSK SUPER MASTER SERIES

LA CONCA 24 - 27.04.2014

ITALY



KZ2 Qualifying Heat 3 (H3)

Lap Chart

For information purposes. No official / regulatory value

	1	2	3	4	5	6	7	8	9	10	11	12	13	14	15	16	17	18	19	20	21	22	23	24	25	26	27	28
Grid	20	51	7	10	18	48	26	21	50	49	25	31	66	47	23	62	1	37	33	8	2	56	19	55	9	77	5	16
Start	51	20	10	7	18	48	26	21	50	31	49	25	66	47	62	1	23	33	8	2	37	56	19	77	55	5	9	16
Lap 1 Interval	51	7 0.4	10 0.3	48 0.0	20 0.1	26 0.6	21 0.3	31 0.2	25 0.0	50 0.2	18 0.2	49 0.2	47 0.3	1 0.2	66 0.0	23 0.2	62 0.1	33 0.4	8 0.4	37 0.3	77 0.0	2 0.3	9 0.4	5 0.2	16 0.2	56 0.1	19 0.1	55 0.0
Lap 2	51	7 0.3	10 0.6	48 0.1	20 0.5	26 0.2	21 0.2	25 0.5	50 0.0	18 0.2	31 0.6	49 0.2	47 0.3	66 0.0	1 0.6	23 0.0	62 0.2	33 0.3	77 0.0	8 0.3	2 0.5	37 0.1	5 0.0	9 0.3	16 0.5	56 0.2	19 0.3	55 0.4
Lap 3	51	7 0.2	10 0.6	48 0.1	20 0.5	21 0.4	26 0.2	50 0.5	18 0.2	31 0.8	25 0.1	49 0.1	47 0.3	66 0.1	23 1.1	77 0.0	1 0.5	2 0.5	8 0.2	5 0.3	33 0.2	9 0.2	37 0.1	16 0.2	56 0.4	19 0.1	55 0.3	
Lap 4	51	7 0.3	10 0.5	48 0.3	20 0.2	21 0.6	26 0.2	50 0.3	18 0.3	31 1.1	25 0.1	49 0.1	66 0.9	47 0.2	77 0.2	23 0.5	1 0.4	2 0.1	8 0.5	5 0.2	9 0.5	37 0.1	33 0.0	16 1.4	56 0.4	19 0.0	55 0.3	
Lap 5	51	7 0.3	10 0.9	20 1.4	48 0.1	26 0.0	21 0.1	18 0.6	50 0.0	31 0.8	25 0.0	49 0.2	66 0.7	47 0.3	77 0.1	23 0.5	1 0.5	2 0.0	8 0.4	5 0.4	9 0.3	37 0.4	33 0.2	16 1.5	19 1.7	56 0.0	55 0.1	
Lap 6	51	7 0.2	20 2.5	26 0.5	21 0.3	48 0.2	50 0.2	18 0.2	25 0.8	31 0.1	49 0.0	66 0.3	77 0.7	47 0.4	23 0.2	2 0.4	1 0.2	8 0.3	9 0.4	5 0.0	37 0.4	33 0.5	16 1.8	19 2.0	56 0.6	55 1.3		
Lap 7	51	7 0.3	20 2.3	26 0.8	21 0.2	48 0.1	50 0.2	18 0.3	25 1.1	31 0.1	49 0.1	66 0.3	77 0.3	47 0.7	23 0.1	2 0.3	1 0.2	9 0.4	8 0.1	5 0.3	37 0.3	33 0.6	16 1.9	19 2.1	56 1.4	55 0.7		
Lap 8	51	7 0.1	20 2.4	26 1.0	21 0.1	48 0.2	50 0.2	18 0.3	25 1.7	31 0.5	49 0.0	66 0.1	77 0.1	47 0.1	23 0.2	2 0.2	9 0.5	8 0.3	5 0.4	37 0.3	33 0.8	16 2.2	19 2.4	56 2.1	55 1.6			
Lap 9	51	7 0.2	20 2.2	26 1.7	48 0.1	50 0.3	18 0.2	21 0.1	25 1.5	31 0.2	49 0.6	66 0.3	77 0.0	47 0.4	2 0.6	9 0.0	23 0.1	8 0.1	5 0.3	37 0.2	33 1.0	16 2.5	19 2.6	56 2.6	55 1.9			
Lap 10	7	51 0.2	20 1.9	26 1.8	48 0.1	50 0.3	18 0.1	21 0.8	25 0.9	31 0.0	49 0.0	25 0.9	66 0.0	47 0.7	9 0.2	23 0.6	5 0.4	2 0.0	37 0.4	8 0.2	33 0.3	16 2.7	19 2.3	56 4.3	55 2.2			
Lap 11	7	51 0.1	20 1.8	26 2.0	48 0.1	50 0.1	18 0.1	21 0.9	25 0.8	31 0.7	49 1.9	9 0.0	47 0.8	25 0.1	66 0.1	23 0.1	5 0.3	2 0.0	37 0.2	8 0.2	33 0.7	16 2.4	19 2.2	56 5.6	55 2.5			
Lap 12	7	51 0.0	20 2.1	26 2.0	48 0.2	50 0.0	18 0.1	21 0.7	25 0.6	31 0.9	49 2.3	9 0.8	25 0.8	66 0.4	23 0.1	2 0.0	5 0.0	37 0.3	8 0.2	33 0.6	16 2.7	19 3.0	47 4.1	56 1.9	55 3.8			



KZ2

KZ2 Qualifying Heat 3 (H3)

Lap Time Analysis

For information purposes. No official / regulatory value

Laps	Sector 1	Sector 2	Sector 3	Lap Time	Laps	Sector 1	Sector 2	Sector 3	Lap Time	Laps	Sector 1	Sector 2	Sector 3	Lap Time
No.1 NEGRO RICCARDO					No.8 PAAUWE MENNO					No.18 FORE DAVIDE				
1	18.796	18.543	13.951	51.290	1	19.742	18.913	13.803	52.458	1	19.771	18.488	13.707	51.966
2	16.839	17.842	13.822	48.503	2	16.873	17.710	13.683	48.266	2	16.259	17.480	13.551	47.290
3	17.032	17.759	13.746	48.537	3	16.130	18.501	13.624	48.255	3	16.172	17.402	13.534	47.108
4	16.001	17.533	13.725	47.259	4	15.838	17.528	13.705	47.071	4	15.830	17.299	13.528	46.657
5	15.854	17.395	13.668	46.917	5	15.759	17.444	13.517	46.720	5	16.062	17.569	13.621	47.252
6	16.118	17.488	13.613	47.219	6	15.861	17.680	13.493	47.034	6	16.282	17.576	13.494	47.352
7	15.857	17.410	13.583	46.850	7	15.806	17.492	13.811	47.109	7	15.806	17.358	13.543	46.707
					8	15.815	17.478	13.549	46.842	8	15.772	17.395	13.572	46.739
					9	15.720	17.747	13.517	46.984	9	15.737	17.630	13.650	47.017
					10	17.172	17.619	13.565	48.356	10	15.792	17.434	13.477	46.703
					11	15.911	17.614	13.704	47.229	11	15.757	17.351	13.532	46.640
					12	15.987	17.732	13.628	47.347	12	16.090	17.394	13.520	47.004
No.2 CESETTI SAURO					No.9 MIDRLA JAN					No.19 IDZKOWSKI BARTOSZ				
1	19.734	19.380	13.915	53.029	1	19.642	19.075	14.019	52.736	1	20.633	19.257	14.189	54.079
2	16.555	17.782	13.849	48.186	2	16.383	17.978	13.957	48.318	2	16.720	18.030	13.890	48.640
3	15.863	17.782	13.737	47.382	3	16.138	17.982	13.826	47.946	3	16.051	17.856	13.832	47.739
4	15.814	17.349	13.701	46.864	4	15.781	17.575	13.674	47.030	4	16.595	17.976	13.641	48.212
5	15.842	17.378	13.527	46.747	5	15.720	17.435	13.567	46.722	5	16.717	17.886	13.934	48.537
6	15.903	17.406	13.675	46.984	6	15.674	17.378	13.655	46.707	6	16.337	17.605	13.797	47.739
7	15.784	17.377	13.629	46.790	7	15.650	17.316	13.545	46.511	7	16.037	17.551	13.640	47.228
8	15.821	17.383	13.508	46.712	8	15.608	17.323	13.672	46.603	8	16.189	17.610	13.788	47.587
9	16.198	17.645	13.762	47.605	9	15.850	17.635	13.547	47.032	9	15.995	17.526	13.854	47.375
10	17.119	17.421	13.498	48.038	10	15.856	17.387	13.565	46.808	10	15.924	17.417	13.756	47.097
11	15.975	17.905	13.536	47.416	11	15.981	17.334	13.649	46.964	11	15.953	17.549	13.709	47.211
12	16.057	17.484	13.651	47.192	12	16.232	17.364	13.699	47.295	12	15.925	17.499	14.911	48.335
No.5 VIGANO MATTEO					No.10 DE CONTO PAOLO					No.20 THONON JONATHAN				
1	20.101	18.969	13.980	53.050	1	18.620	17.837	13.803	50.260	1	43.337	17.849	13.637	1:14.823
2	16.195	17.694	13.760	47.649	2	16.237	17.469	13.680	47.386	2	16.505	17.689	13.547	47.741
3	16.012	18.048	13.757	47.817	3	15.857	17.379	13.648	46.884	3	16.088	17.314	13.540	46.942
4	15.883	17.392	13.742	47.017	4	15.717	17.360	13.634	46.711	4	15.767	17.326	13.507	46.600
5	15.747	17.429	13.695	46.871	5	15.956	17.323	13.685	46.964	5	16.553	17.343	13.905	47.801
6	15.824	17.474	13.842	47.140						6	15.787	17.404	13.537	46.728
7	15.903	17.409	13.650	46.962						7	15.702	17.206	13.594	46.502
8	15.741	17.436	13.696	46.873						8	15.770	17.284	13.567	46.621
9	15.747	17.516	13.650	46.913						9	15.711	17.234	13.567	46.512
10	16.142	17.483	13.633	47.258						10	15.769	17.275	13.548	46.592
11	15.768	18.068	13.629	47.465						11	15.751	17.300	13.566	46.617
12	15.955	17.488	13.886	47.329						12	15.899	17.381	13.776	47.056
No.7 TORSELLINI MIRKO					No.16 KARPOV KIRILL					No.21 HAJEK PATRIK				
1	18.367	17.755	13.745	49.867	1	19.741	19.270	14.087	53.098	1	18.935	18.013	13.845	50.793
2	16.044	17.464	13.618	47.126	2	16.137	18.273	13.877	48.287	2	15.990	17.638	13.580	47.208
3	15.848	17.349	13.653	46.850	3	15.874	17.949	13.976	47.799	3	15.972	17.405	13.609	46.986
4	15.877	17.368	13.609	46.854	4	16.827	17.697	13.795	48.319	4	15.812	17.362	13.577	46.751
5	15.686	17.340	13.561	46.587	5	16.024	17.516	13.740	47.280	5	16.492	17.447	13.568	47.507
6	15.672	17.258	13.584	46.514	6	15.904	17.606	13.895	47.405	6	16.238	17.464	13.577	47.279
7	15.783	17.332	13.568	46.683	7	15.986	17.437	13.682	47.105	7	15.743	17.393	13.524	46.660
8	15.661	17.305	13.564	46.530	8	16.014	17.492	13.794	47.300					
9	15.705	17.383	13.586	46.674	9	15.967	17.489	13.771	47.227					
10	15.696	17.304	13.667	46.667	10	16.143	17.480	13.802	47.425					
11	15.792	17.359	13.597	46.748	11	15.985	17.557	13.762	47.304					
12	15.762	17.479	13.758	46.999	12	16.018	17.575	13.857	47.450					



KZ2

KZ2 Qualifying Heat 3 (H3)

Lap Time Analysis

For information purposes. No official / regulatory value

Laps	Sector 1	Sector 2	Sector 3	Lap Time	Laps	Sector 1	Sector 2	Sector 3	Lap Time	Laps	Sector 1	Sector 2	Sector 3	Lap Time
8	15.762	17.426	13.521	46.709	3	16.043	17.581	13.676	47.300	11	16.016	17.380	13.899	47.295
9	15.945	18.014	13.992	47.951	4	15.839	17.413	13.707	46.959	12	16.482	20.046	23.480	1:00.008
10	16.354	17.382	13.673	47.409	5	15.901	17.419	13.702	47.022	No.48 DREEZEN RICK				
11	15.809	17.348	13.625	46.782	6	16.239	17.510	13.738	47.487	1	18.503	17.791	13.705	49.999
12	15.792	17.379	13.589	46.760	7	15.940	17.391	13.668	46.999	2	16.256	17.572	13.581	47.409
No.23 DALE ANDREA					8	15.961	17.549	13.671	47.181	3	15.926	17.365	13.600	46.891
1	19.149	18.585	13.846	51.580	9	15.838	17.398	13.631	46.867	4	15.901	17.409	13.648	46.958
2	16.682	17.894	13.680	48.256	10	15.774	17.492	13.627	46.893	5	16.316	17.555	14.249	48.120
3	16.622	17.550	13.710	47.882	11	16.221	17.459	13.651	47.331	6	16.564	17.585	13.563	47.712
4	16.275	17.363	13.722	47.360	12	15.875	17.376	13.610	46.861	7	15.798	17.326	13.518	46.642
5	15.859	17.283	13.687	46.829	No.33 SAVONA FEDERICO					8	15.817	17.345	13.572	46.734
6	15.857	17.452	13.815	47.124	1	19.540	18.574	14.043	52.157	9	15.963	17.546	13.552	47.061
7	15.877	17.438	13.568	46.883	2	16.766	17.697	13.765	48.228	10	15.834	17.302	13.585	46.721
8	15.801	17.376	13.627	46.804	3	16.506	18.901	13.838	49.245	11	15.892	17.391	13.517	46.800
9	16.378	18.111	13.565	48.054	4	15.882	17.582	14.120	47.584	12	16.134	17.350	13.657	47.141
10	16.358	17.357	13.623	47.338	5	15.945	17.533	13.625	47.103	No.49 HANSEN ANDREAS				
11	16.047	17.909	13.613	47.569	6	15.884	17.634	13.636	47.154	1	19.268	18.499	13.729	51.496
12	16.031	17.625	13.854	47.510	7	15.874	17.478	13.640	46.992	2	16.524	17.829	13.591	47.944
No.25 PESCADOR JORGE					8	15.910	17.425	13.716	47.051	3	16.066	17.665	13.694	47.425
1	18.735	18.086	13.766	50.587	9	15.789	17.434	13.689	46.912	4	15.970	17.441	13.576	46.987
2	16.217	17.597	13.648	47.462	10	15.996	17.503	13.668	47.167	5	15.898	17.425	13.655	46.978
3	16.930	17.880	13.615	48.425	11	16.436	17.493	13.661	47.590	6	16.119	17.480	13.616	47.215
4	15.968	17.489	13.557	47.014	12	15.750	17.737	13.725	47.212	7	16.102	17.398	13.558	47.058
5	15.934	17.369	13.564	46.867	No.37 CORBERI LUCA					8	16.043	17.773	13.764	47.580
6	16.033	17.478	13.752	47.263	1	19.976	18.764	13.857	52.597	9	15.844	17.334	13.466	46.644
7	15.866	17.511	13.633	47.010	2	16.703	17.811	14.130	48.644	10	15.783	17.379	13.477	46.639
8	16.045	17.915	13.945	47.905	3	16.380	18.315	13.875	48.570	11	15.828	17.299	13.440	46.567
9	15.997	17.440	13.781	47.218	4	15.867	17.462	13.711	47.040	12	15.708	17.351	13.582	46.641
10	15.906	17.424	13.656	46.986	5	15.820	17.478	13.651	46.949	No.50 CAMPONESCHI FLAVIO				
11	17.697	17.832	13.664	49.193	6	15.792	17.370	13.670	46.832	1	19.124	18.342	13.655	51.121
12	15.956	17.496	13.738	47.190	7	15.736	17.461	13.679	46.876	2	16.322	17.408	13.481	47.211
No.26 IGLESIAS JEREMY					8	15.741	17.466	13.647	46.854	3	16.222	17.377	13.535	47.134
1	18.965	17.889	13.775	50.629	9	15.788	17.356	13.593	46.737	4	15.691	17.351	13.559	46.601
2	16.032	17.698	13.586	47.316	10	16.512	17.461	13.592	47.565	5	16.342	17.752	13.532	47.626
3	16.362	17.508	13.575	47.445	11	15.796	17.798	13.643	47.237	6	16.046	17.555	13.466	47.067
4	15.824	17.363	13.543	46.730	12	16.094	17.613	13.672	47.379	7	15.752	17.357	13.474	46.583
5	15.944	17.401	13.753	47.098	No.47 BERNARDOTTO ENRICO					8	15.925	17.381	13.467	46.773
6	16.109	17.389	13.609	47.107	1	19.047	18.527	13.857	51.431	9	15.840	17.751	13.520	47.111
7	15.877	17.278	13.640	46.795	2	16.440	17.799	13.750	47.989	10	15.834	17.342	13.570	46.746
8	15.854	17.311	13.652	46.817	3	15.969	17.804	13.612	47.385	11	15.711	17.421	13.517	46.649
9	16.153	17.545	13.578	47.276	4	16.796	17.486	13.625	47.907	12	16.135	17.403	13.460	46.998
10	15.798	17.301	13.607	46.706	5	15.773	17.613	13.511	46.897	No.51 ARDIGO MARCO				
11	15.829	17.338	13.651	46.818	6	15.784	17.908	13.913	47.605	1	44.456	17.682	13.797	1:15.935
12	15.964	17.413	13.655	47.032	7	15.921	17.428	13.561	46.910	2	16.086	17.533	13.623	47.242
No.31 KOZLINSKI ARNAUD					8	15.681	17.432	13.589	46.702	3	15.898	17.348	13.630	46.876
1	18.796	18.105	13.859	50.760	9	16.451	17.517	13.504	47.472	4	15.836	17.360	13.590	46.786
2	17.100	17.646	13.767	48.513	10	15.798	17.925	13.510	47.233	5	15.764	17.292	13.574	46.630



KZ2

Qualifying Heat 3 (H3)

Lap Time Analysis

For information purposes. No official / regulatory value

Laps	Sector 1	Sector 2	Sector 3	Lap Time
6	15.788	17.255	13.531	46.574
7	15.776	17.245	13.558	46.579
8	15.801	17.373	13.567	46.741
9	15.726	17.375	13.483	46.584
10	15.762	17.341	14.019	47.122
11	15.845	17.325	13.542	46.712
12	15.710	17.553	13.566	46.829

Laps	Sector 1	Sector 2	Sector 3	Lap Time
11	16.904	17.953	13.637	48.494
12	15.940	17.757	13.818	47.515

No.77 LAMMERS BAS

Laps	Sector 1	Sector 2	Sector 3	Lap Time
1	19.621	18.823	13.726	52.170
2	16.315	17.617	13.609	47.541
3	15.981	17.772	13.440	47.193
4	15.898	17.399	13.489	46.786
5	15.861	17.468	13.465	46.794
6	15.775	17.621	13.693	47.089
7	15.792	17.361	13.432	46.585
8	15.811	17.659	13.765	47.235
9	16.237	17.368	13.622	47.227
10	15.909	17.373	13.472	46.754

No.55 MASSETANI GILBERTO

Laps	Sector 1	Sector 2	Sector 3	Lap Time
1	20.559	19.122	14.060	53.741
2	16.883	18.242	13.867	48.992
3	16.171	17.709	13.808	47.688
4	16.473	18.026	13.679	48.178
5	16.538	17.985	13.837	48.360
6	16.989	18.640	13.956	49.585
7	16.064	17.648	13.713	47.425
8	16.125	17.980	15.100	49.205
9	16.338	17.865	13.973	48.176
10	16.383	18.192	14.454	49.029
11	16.450	18.097	14.275	48.822
12	16.694	18.591	14.792	50.077

No.56 MANDOZZI GIORGIO

Laps	Sector 1	Sector 2	Sector 3	Lap Time
1	19.838	19.624	14.526	53.988
2	16.747	17.913	13.824	48.484
3	16.143	17.909	13.898	47.950
4	16.594	17.803	13.942	48.339
5	16.589	17.890	14.093	48.572
6	16.548	17.881	13.918	48.347
7	16.272	17.785	13.964	48.021
8	16.225	18.125	14.001	48.351
9	16.150	17.758	13.941	47.849
10	16.257	17.812	14.709	48.778
11	16.596	17.886	14.040	48.522
12	16.548	18.091	14.129	48.768

No.62 ANTONSEN EMIL

Laps	Sector 1	Sector 2	Sector 3	Lap Time
1	19.542	18.582	13.805	51.929
2	16.588	17.976	13.756	48.320

No.66 SPORTELLA GIOVANNI

Laps	Sector 1	Sector 2	Sector 3	Lap Time
1	19.448	18.456	13.826	51.730
2	16.352	17.742	13.703	47.797
3	16.026	17.859	13.528	47.413
4	16.344	17.448	13.712	47.504
5	15.783	17.367	13.644	46.794
6	15.796	17.376	13.639	46.811
7	15.920	17.419	13.675	47.014
8	15.943	17.749	13.756	47.448
9	15.929	17.664	13.761	47.354
10	16.181	17.704	13.662	47.547



KZ2

Document 12

KZ2 Qualifying Heat 3 (H3)

Starting Grid

Subject to scrutineering & sporting investigations

5	VIGANO MATTEO TOP KART / PARILLA / BRIDG		14	16	KARPOV KIRILL PRAGA / PARILLA / BRIDG	
9	MIDRLA JAN BIREL / TM / BRIDG		13	77	LAMMERS BAS FK / PARILLA / BRIDG	
19	IDZKOWSKI BARTOSZ CRG / MAXTER / BRIDG		12	55	MASSETANI GILBERTO DR / TM / BRIDG	
2	CESETTI SAURO TOP KART / PARILLA / BRIDG		11	56	MANDOZZI GIORGIO INTREPID / TM / BRIDG	
33	SAVONA FEDERICO INTREPID / TM / BRIDG		10	8	PAAUWE MENNO BIREL / TM / BRIDG	
1	NEGRO RICCARDO TOP KART / PARILLA / BRIDG		9	37	CORBERI LUCA KOSMIC / VORTEX / BRIDG	
23	DALE ANDREA CRG / MAXTER / BRIDG		8	62	ANTONSEN EMIL DR / TM / BRIDG	
66	SPORTELLA GIOVANNI BIREL / TM / BRIDG		7	47	BERNARDOTTO ENRICO MARANELLO / TM / BRIDG	
25	PESCADOR JORGE PRAGA / PARILLA / BRIDG		6	31	KOZLINSKI ARNAUD INTREPID / TM / BRIDG	
50	CAMPONESCHI FLAVIO TONY KART / VORTEX / BRIDG		5	49	HANSEN ANDREAS TONY KART / VORTEX / BRIDG	
26	IGLESIAS JEREMY LENZOKART / LKE / BRIDG		4	21	HAJEK PATRIK PRAGA / PARILLA / BRIDG	
18	FORE DAVIDE CRG / TM / BRIDG		3	48	DREEZEN RICK ZANARDI / PARILLA / BRIDG	
7	TORSELLINI MIRKO ART GP / TM / BRIDG		2	10	DE CONTO PAOLO BIREL / TM / BRIDG	
20	THONON JONATHAN PRAGA / PARILLA / BRIDG		1	51	ARDIGO MARCO TONY KART / VORTEX / BRIDG	

POLE POSITION





KZ2

Document 11.1

KZ2 Qualifying Heat 2 (H2)

Results

Subject to scrutineering & sporting investigations

Rnk	No.	Entrant	Nat	Driver	Nat	Equipment	Laps	Gap	Interv.	Best Lap	Penalty	Points
1	20	PRAGA KART RACING	CZE	THONON JONATHAN	BEL	PRAGA / PARILLA / BRIDG	12			46.405		0
2	51	TONY KART RACING TE	ITA	ARDIGO MARCO	ITA	TONY KART / VORTEX / BRIDG	12	0.520	0.520	46.377		2
3	7	ART GRAND PRIX SRL	ITA	TORSELLINI MIRKO	ITA	ART GP / TM / BRIDG	12	0.979	0.459	46.374		3
4	10	BIREL MOTORSPORT	ITA	DE CONTO PAOLO	ITA	BIREL / TM / BRIDG	12	1.392	0.413	46.277		4
5	18	DTK Racing Team Poland	POL	FORE DAVIDE	ITA	CRG / TM / BRIDG	12	2.174	0.782	46.466		5
6	48	ZANARDI	NLD	DREEZEN RICK	BEL	ZANARDI / PARILLA / BRIDG	12	2.248	0.074	46.335		6
7	26	LENZOKART	ITA	IGLESIAS JEREMY	ITA	LENZOKART / LKE / BRIDG	12	2.956	0.708	46.433		7
8	21	PRAGA KART RACING	CZE	HAJEK PATRIK	CZE	PRAGA / PARILLA / BRIDG	12	3.215	0.259	46.463		8
9	50	TONY KART RACING TE	ITA	CAMPONESCHI FLAVIO	ITA	TONY KART / VORTEX / BRIDG	12	3.462	0.247	46.375		9
10	49	TONY KART RACING TE	ITA	HANSEN ANDREAS	DEN	TONY KART / VORTEX / BRIDG	12	4.298	0.836	46.487		10
11	25	PRAGA KART RACING	CZE	PESCADOR JORGE	ESP	PRAGA / PARILLA / BRIDG	12	8.126	3.828	46.815		11
12	31	INTREPID DRIVER PROC	ITA	KOZLINSKI ARNAUD	ITA	INTREPID / TM / BRIDG	12	8.302	0.176	46.519		12
13	66	SPORTELLA ANTONIO	ITA	SPORTELLA GIOVANN	ITA	BIREL / TM / BRIDG	12	8.951	0.649	46.647		13
14	47	MARANELLO KART	ITA	BERNARDOTTO ENRIC	ITA	MARANELLO / TM / BRIDG	12	9.348	0.397	46.640		14
15	23	DALE ANDREA	ITA	DALE ANDREA	ITA	CRG / MAXTER / BRIDG	12	9.854	0.506	46.601		15
16	62	DR SRL	ITA	ANTONSEN EMIL	NOR	DR / TM / BRIDG	12	10.348	0.494	46.711		16
17	1	COMER TOP KART	ITA	NEGRO RICCARDO	ITA	TOP KART / PARILLA / BRIDG	12	11.384	1.036	46.693		17
18	37	CORBERI MARCO	ITA	CORBERI LUCA	ITA	KOSMIC / VORTEX / BRIDG	12	12.115	0.731	46.679		18
19	33	INTREPID DRIVER PROC	ITA	SAVONA FEDERICO	ITA	INTREPID / TM / BRIDG	12	14.242	2.127	47.059		19
20	8	BIREL MOTORSPORT	ITA	PAAUWE MENNO	NLD	BIREL / TM / BRIDG	12	18.445	4.203	47.043		20
21	2	COMER TOP KART	ITA	CESETTI SAURO	ITA	TOP KART / PARILLA / BRIDG	12	21.528	3.083	46.521	+10.000	21
22	56	INTREPID DRIVER PROC	ITA	MANDOZZI GIORGIO	ITA	INTREPID / TM / BRIDG	12	22.114	0.586	47.583		22
23	19	DTK Racing Team Poland	POL	IDZKOWSKI BARTOSZ	POL	CRG / MAXTER / BRIDG	12	22.181	0.067	46.966		23
24	55	MASSETANI GILBERTO	ITA	MASSETANI GILBERTO	ITA	DR / TM / BRIDG	12	30.065	7.884	47.460		24
25	9	BIREL MOTORSPORT	ITA	MIDRLA JAN	CZE	BIREL / TM / BRIDG	5	7 Laps	7 Laps	46.705		25
26	77	FORMULA K	ITA	LAMMERS BAS	NLD	FK / PARILLA / BRIDG	5	7 Laps	11.687	46.728		26
27	5	COMER TOP KART	ITA	VIGANO MATTEO	ITA	TOP KART / PARILLA / BRIDG	0	12 Laps	5 Laps			27
28	16	PRAGA KART RACING	CZE	KARPOV KIRILL	RUS	PRAGA / PARILLA / BRIDG	0	12 Laps	0.611			28

No.2 CESETTI SAURO : 10 sec time penalty for bad manoeuvre (art 2.24 CIK General Prescriptions). According to Stewards' Decision No.37.

Leaders : No.20 THONON JONATHAN (1-12)

Start Time : 26/04 - 15:05:08

Best Lap : No.10 DE CONTO PAOLO 46.277 97,24 Kph

Weather : Cloudy Air : 15°C Track : Dry

Event Record : No.20 THONON JONATHAN 45.923 97,99 Kph



DOCUMENT N° 37

DÉCISION DES COMMISSAIRES SPORTIFS
STEWARDS' DECISION

PÉNALITÉ INFLIGÉE AU CONCURRENT (NOM) : **COMER TOP KART**
PENALTY INFLICTED UPON THE ENTRANT (NAME):

NATIONALITÉ / NATIONALITY: **ITA**

N°: **2**
No.:

PILOTE : **CESETTI SAURO**
DRIVER :

Concerne la partie de l'Épreuve : **KZ2 - Qualifying Heat 2**
Concerns the part of the event:

ÉNONCÉ / STATEMENT:

10 sec time penalty in the above session concerned

MOTIF / REASON:

The Driver concerned was involved in an incident. In the Heat/Race concerned in 2 lap by post 5 he pushed the kart in front of him an following of this manoevre he takes an advantage (proved by relevant video sequence). Having considered the video and after hearing the Entrant concerned, the Stewards assess this manoevre as an incident according art 2.24 CIK GP. This decision is made in application of art. 2.24 CIK GP and art. 153 ISC

Décision annoncée
Decision announced

Date / Date: **26/04/2014**

Heure / Time: **16:27**

Nom / Name

Signature

Président du Collège / *Chairman of the Panel:*

Oronzo Di Bari (I) :

Membres du Collège / *Members of the Panel:*

Ronny Guarini (I) :

Legrottoglie Sante (I) :

NOTIFICATION AU CONCURRENT CONCERNÉ / NOTIFICATION TO THE RELEVANT ENTRANT

Je soussigné :
I undersigned: Nom personnel / *personal name*

Représentant du Concurrent : **COMER TOP KART**
Representing the Entrant: Nom du Concurrent / *Entrant's name*

Certifie avoir reçu notification du document N° **37** des Commissaires Sportifs de l'Épreuve.
Certify that I have been notified of document No. **37** *by the Stewards of the Meeting.*

Date : Heure / Time: Signature :



WSK SUPER MASTER SERIES

LA CONCA 24 - 27.04.2014

ITALY



KZ2

KZ2

Qualifying Heat 2 (H2)

For information purposes. No official / regulatory value

Lap Chart

	1	2	3	4	5	6	7	8	9	10	11	12	13	14	15	16	17	18	19	20	21	22	23	24	25	26	27	28
Grid	20	10	18	48	51	7	50	26	21	9	2	25	77	49	66	47	23	1	37	5	16	8	33	19	55	56	31	62
Start	20	10	48	18	51	7	50	26	21	9	2	25	77	49	47	66	1	23	8	8	37	19	16	33	62	56	31	55
Lap 1	20	10	18	51	7	26	50	48	21	77	2	49	9	25	47	66	23	8	1	37	31	33	62	55	56	19		
Interval		0.1	0.1	0.0	0.2	0.3	0.2	0.2	0.2	0.6	0.1	0.3	0.1	0.2	0.3	0.3	0.0	0.0	0.1	0.2	0.3	0.3	0.6	1.0	0.6	5.2		
Lap 2	20	10	18	51	7	26	50	48	21	77	2	9	49	25	47	66	8	23	37	31	1	33	62	55	56	19		
Interval		0.2	0.0	0.1	0.3	0.2	0.1	0.1	0.2	0.4	0.2	0.8	0.0	0.4	0.3	0.0	1.0	0.1	0.0	0.2	0.3	0.3	0.3	1.2	0.4	5.2		
Lap 3	20	51	18	7	26	10	48	21	50	2	49	9	25	47	66	8	23	31	37	1	33	62	55	56	19	77		
Interval		0.9	0.0	0.1	0.2	0.4	0.7	0.1	0.1	1.1	0.0	0.2	0.1	0.3	0.1	0.4	0.1	0.3	0.0	0.4	0.2	0.0	2.1	0.4	5.5	1.3		
Lap 4	20	51	18	7	26	10	48	21	50	49	2	9	25	47	66	31	1	23	37	62	33	8	55	56	19	77		
Interval		0.8	0.2	0.1	0.2	0.1	0.6	0.4	0.2	1.0	0.4	0.2	0.2	0.7	0.3	0.3	0.6	0.1	0.0	0.0	0.3	0.0	2.3	0.3	5.4	0.6		
Lap 5	20	51	18	7	26	10	48	21	50	49	2	9	25	47	66	31	1	23	62	33	37	8	55	56	19	19		
Interval		0.9	0.2	0.2	0.2	0.1	0.5	0.5	0.2	0.9	0.5	0.4	0.3	0.6	0.3	0.1	0.9	0.2	0.2	0.7	0.6	0.5	1.2	0.3	5.2	0.4		
Lap 6	20	51	18	7	10	48	26	21	50	49	2	25	47	31	66	1	23	62	33	37	8	56	55	19				
Interval		0.8	0.3	0.1	0.4	0.3	0.3	0.3	0.3	1.0	0.5	1.2	0.4	0.6	0.2	0.5	0.1	0.2	1.2	0.2	0.8	2.7	0.7	3.8				
Lap 7	20	51	18	7	10	48	26	21	50	49	2	25	47	31	66	1	23	62	33	37	8	56	55	19				
Interval		0.8	0.3	0.1	0.3	0.3	0.4	0.4	0.3	1.1	0.4	1.5	0.5	0.2	0.3	0.4	0.0	0.4	2.0	0.1	0.6	3.3	0.4	3.7				
Lap 8	20	51	18	7	10	48	26	21	50	49	2	25	47	31	66	23	1	62	37	33	8	56	55	19				
Interval		0.6	0.4	0.0	0.2	0.4	0.6	0.1	0.2	1.3	0.4	1.8	0.3	0.2	0.3	0.9	0.0	0.4	2.1	0.4	0.4	3.8	2.7	0.8				
Lap 9	20	51	7	10	18	48	26	21	50	49	2	25	31	66	47	23	1	62	37	33	8	56	19	55				
Interval		0.6	0.5	0.2	0.3	0.1	0.6	0.1	0.1	1.3	0.5	2.0	0.7	0.2	0.1	0.5	0.4	0.0	2.1	0.7	0.6	4.5	3.2	3.0				
Lap 10	20	51	7	10	18	48	26	21	50	49	2	25	31	66	47	23	62	1	37	33	8	56	19	55				
Interval		0.6	0.7	0.3	0.3	0.1	0.6	0.1	0.1	1.2	2.1	0.7	0.6	0.3	0.3	0.3	0.6	0.5	1.5	1.2	3.4	2.6	2.1	4.6				
Lap 11	20	51	7	10	18	48	26	21	50	49	25	31	2	66	47	23	62	1	37	33	8	56	19	55				
Interval		0.6	0.5	0.2	0.6	0.1	0.6	0.2	0.3	0.9	3.3	0.5	0.1	0.0	0.2	0.3	0.8	0.5	1.4	1.7	3.7	3.2	1.0	7.3				
Lap 12	20	51	7	10	18	48	26	21	50	49	25	31	66	47	23	62	1	2	37	33	8	56	19	55				
Interval		0.5	0.4	0.4	0.7	0.0	0.7	0.2	0.2	0.8	3.8	0.1	0.6	0.3	0.5	0.4	1.0	0.1	0.5	2.1	4.2	3.6	0.0	7.8				



KZ2

KZ2 Qualifying Heat 2 (H2)

Lap Time Analysis

For information purposes. No official / regulatory value

Laps	Sector 1	Sector 2	Sector 3	Lap Time
No.1 NEGRO RICCARDO				
1	19.888	18.452	13.777	52.117
2	17.184	17.986	13.656	48.826
3	15.905	17.597	13.647	47.149
4	16.011	17.498	13.900	47.409
5	15.817	17.360	13.638	46.815
6	15.771	17.431	13.611	46.813
7	15.716	17.342	13.635	46.693
8	15.808	17.684	13.677	47.169
9	15.917	17.489	13.678	47.084
10	16.392	17.521	13.621	47.534
11	15.802	17.393	13.665	46.860
12	15.854	17.592	13.992	47.438

Laps	Sector 1	Sector 2	Sector 3	Lap Time
No.2 CESETTI SAURO				
1	18.690	18.251	13.824	50.765
2	16.029	17.458	13.543	47.030
3	15.812	18.776	13.639	48.227
4	16.455	17.304	13.551	47.310
5	15.724	17.286	13.536	46.546
6	15.746	17.348	13.585	46.679
7	15.709	17.278	13.534	46.521
8	15.801	17.236	13.556	46.593
9	15.774	17.299	13.582	46.655
10	15.852	17.947	14.349	48.148
11	16.220	17.892	14.204	48.316
12	16.794	18.627	14.325	49.746

Laps	Sector 1	Sector 2	Sector 3	Lap Time
No.7 TORSELLINI MIRKO				
1	18.491	17.602	13.636	49.729
2	16.328	17.487	13.563	47.378
3	16.101	17.350	13.575	47.026
4	15.849	17.401	13.537	46.787
5	15.724	17.316	13.526	46.566
6	15.737	17.266	13.538	46.541
7	15.726	17.231	13.466	46.423
8	15.764	17.240	13.476	46.480
9	15.847	17.211	13.572	46.630
10	15.693	17.290	13.535	46.518
11	15.596	17.256	13.522	46.374
12	15.629	17.212	13.553	46.394

Laps	Sector 1	Sector 2	Sector 3	Lap Time
No.8 PAAUWE MENNO				
1	19.346	18.525	13.840	51.711
2	16.693	17.699	13.718	48.110
3	15.874	17.586	13.583	47.043
4	16.118	17.665	15.145	48.928
5	16.748	18.282	13.624	48.654
6	15.877	17.515	13.764	47.156
7	16.006	17.568	13.719	47.293

Laps	Sector 1	Sector 2	Sector 3	Lap Time
8	15.996	17.713	13.640	47.349
9	15.951	17.600	13.703	47.254
10	17.259	18.648	14.140	50.047
11	16.176	17.601	13.799	47.576
12	16.013	17.702	13.853	47.568

Laps	Sector 1	Sector 2	Sector 3	Lap Time
No.9 MIDRLA JAN				
1	19.294	18.156	13.966	51.416
2	16.140	17.445	13.707	47.292
3	16.659	17.546	13.580	47.785
4	16.269	17.444	13.529	47.242
5	15.715	17.368	13.622	46.705

Laps	Sector 1	Sector 2	Sector 3	Lap Time
No.10 DE CONTO PAOLO				
1	44.889	17.712	13.751	1:16.352
2	16.173	17.523	13.649	47.345
3	16.997	17.559	13.604	48.160
4	15.689	17.342	13.500	46.531
5	15.841	17.239	13.466	46.546
6	15.927	17.246	13.484	46.657
7	15.618	17.314	13.415	46.347
8	15.648	17.225	13.517	46.390
9	15.807	17.242	13.553	46.602
10	15.731	17.269	13.587	46.587
11	15.568	17.207	13.502	46.277
12	15.642	17.352	13.580	46.574

Laps	Sector 1	Sector 2	Sector 3	Lap Time
No.18 FORE DAVIDE				
1	18.259	17.760	13.627	49.646
2	16.160	17.593	13.506	47.259
3	16.249	17.357	13.764	47.370
4	15.858	17.362	13.519	46.739
5	15.757	17.309	13.475	46.541
6	15.744	17.284	13.549	46.577
7	15.731	17.238	13.497	46.466
8	15.694	17.277	13.564	46.535
9	16.485	17.350	13.497	47.332
10	15.697	17.321	13.545	46.563
11	15.680	17.309	13.576	46.565
12	15.675	17.347	13.700	46.722

Laps	Sector 1	Sector 2	Sector 3	Lap Time
No.19 IDZKOWSKI BARTOSZ				
1	20.030	25.858	14.032	59.920
2	16.353	17.696	13.786	47.835
3	15.935	18.495	13.719	48.149
4	16.185	17.666	13.728	47.579
5	15.990	18.035	13.810	47.835
6	15.955	17.474	13.749	47.178
7	15.921	17.710	13.886	47.517
8	15.904	17.514	13.738	47.156
9	16.243	17.728	13.734	47.705

Laps	Sector 1	Sector 2	Sector 3	Lap Time
10	15.864	17.471	13.698	47.033
11	15.887	17.568	13.682	47.137
12	15.876	17.445	13.645	46.966

Laps	Sector 1	Sector 2	Sector 3	Lap Time
No.20 THONON JONATHAN				
1	45.276	17.740	13.763	1:16.779
2	16.136	17.431	13.675	47.242
3	15.814	17.267	13.587	46.668
4	15.741	17.264	13.591	46.596
5	15.696	17.231	13.594	46.521
6	15.767	17.247	13.564	46.578
7	15.649	17.222	13.608	46.479
8	15.767	17.215	13.645	46.627
9	15.651	17.280	13.571	46.502
10	15.678	17.176	13.551	46.405
11	15.744	17.210	13.577	46.531
12	15.774	17.235	13.636	46.645

Laps	Sector 1	Sector 2	Sector 3	Lap Time
No.21 HAJEK PATRIK				
1	18.885	17.832	13.668	50.385
2	16.088	17.436	13.586	47.110
3	16.199	17.907	13.587	47.693
4	15.953	17.325	13.511	46.789
5	15.738	17.284	13.527	46.549
6	15.664	17.386	13.490	46.540
7	15.719	17.270	13.554	46.543
8	15.655	17.292	13.516	46.463
9	15.709	17.397	13.510	46.616
10	15.741	17.367	13.533	46.641
11	15.730	17.292	13.579	46.601
12	15.821	17.357	13.538	46.716

Laps	Sector 1	Sector 2	Sector 3	Lap Time
No.23 DALE ANDREA				
1	19.329	18.560	13.981	51.870
2	17.010	17.567	13.763	48.340
3	15.985	17.411	13.596	46.992
4	16.195	17.591	14.543	48.329
5	15.941	17.434	13.538	46.913
6	15.791	17.337	13.659	46.787
7	15.792	17.274	13.535	46.601
8	15.869	17.416	13.748	47.033
9	15.683	17.377	13.616	46.676
10	15.766	17.393	13.595	46.754
11	15.736	17.304	13.580	46.620
12	16.214	17.543	13.628	47.385

Laps	Sector 1	Sector 2	Sector 3	Lap Time
No.25 PESCADOR JORGE				
1	19.648	18.191	13.733	51.572
2	16.322	17.522	13.647	47.491
3	16.373	17.546	13.567	47.486
4	16.356	17.353	13.572	47.281



KZ2

KZ2 Qualifying Heat 2 (H2)

Lap Time Analysis

For information purposes. No official / regulatory value

Laps	Sector 1	Sector 2	Sector 3	Lap Time	Laps	Sector 1	Sector 2	Sector 3	Lap Time	Laps	Sector 1	Sector 2	Sector 3	Lap Time
5	15.908	17.336	13.571	46.815	No.37 CORBERI LUCA					8	15.766	17.338	13.514	46.618
6	16.019	17.472	13.657	47.148	1	19.564	18.515	13.920	51.999	9	15.705	17.287	13.495	46.487
7	15.806	17.482	13.539	46.827	2	16.753	17.513	13.665	47.931	10	15.699	17.400	13.467	46.566
8	15.900	17.299	13.643	46.842	3	16.055	17.534	13.698	47.287	11	15.733	17.292	13.471	46.496
9	15.848	17.476	13.564	46.888	4	16.153	17.682	14.193	48.028	12	15.651	17.273	13.582	46.506
10	15.802	17.386	13.646	46.834	5	17.240	17.660	13.662	48.562	No.50 CAMPONESCHI FLAVIO				
11	15.820	17.440	13.681	46.941	6	15.753	17.359	13.724	46.836	1	18.741	17.795	13.585	50.121
12	15.923	17.357	13.715	46.995	7	16.421	17.310	13.702	47.433	2	16.073	17.587	13.526	47.186
No.26 IGLESIAS JEREMY					8	15.923	17.382	13.852	47.157	3	16.457	18.324	13.495	48.276
1	18.481	17.612	13.720	49.813	9	15.721	17.318	13.641	46.680	4	16.057	17.362	13.520	46.939
2	16.191	17.499	13.621	47.311	10	15.763	17.314	13.793	46.870	5	15.720	17.340	13.490	46.550
3	15.964	17.431	13.581	46.976	11	15.726	17.308	13.645	46.679	6	15.708	17.376	13.536	46.620
4	15.862	17.388	13.560	46.810	12	15.708	17.391	13.667	46.766	7	15.636	17.281	13.608	46.525
5	15.730	17.329	13.507	46.566	No.47 BERNARDOTTO ENRICO					8	15.692	17.182	13.501	46.375
6	16.633	17.284	13.547	47.464	1	19.056	18.673	13.838	51.567	9	15.679	17.359	13.436	46.474
7	15.649	17.241	13.543	46.433	2	16.052	17.567	13.870	47.489	10	15.882	17.299	13.541	46.722
8	15.840	17.330	13.558	46.728	3	16.184	17.625	13.668	47.477	11	15.739	17.357	13.625	46.721
9	15.763	17.299	13.605	46.667	4	16.506	17.600	13.587	47.693	12	15.730	17.401	13.518	46.649
10	15.654	17.291	13.619	46.564	5	15.728	17.399	13.554	46.681	No.51 ARDIGO MARCO				
11	15.682	17.268	13.601	46.551	6	15.724	17.510	13.694	46.928	1	18.365	17.704	13.525	49.594
12	15.804	17.283	13.614	46.701	7	15.907	17.411	13.619	46.937	2	16.463	17.371	13.487	47.321
No.31 KOZLINSKI ARNAUD					8	15.743	17.338	13.572	46.653	3	16.273	17.310	13.546	47.129
1	19.309	18.648	13.606	51.563	9	15.814	17.477	14.373	47.664	4	15.779	17.254	13.501	46.534
2	16.688	17.655	13.500	47.843	10	15.904	17.525	13.548	46.977	5	15.822	17.232	13.548	46.602
3	15.948	17.525	13.497	46.970	11	15.745	17.392	13.503	46.640	6	15.686	17.219	13.552	46.457
4	15.977	17.687	13.568	47.232	12	16.247	17.412	13.576	47.235	7	15.639	17.282	13.529	46.450
5	15.695	17.302	13.537	46.534	No.48 DREEZEN RICK					8	15.712	17.231	13.544	46.487
6	15.887	17.491	13.676	47.054	1	19.334	17.846	13.655	50.835	9	15.752	17.238	13.533	46.523
7	15.671	17.293	13.555	46.519	2	16.036	17.521	13.540	47.097	10	15.653	17.225	13.499	46.377
8	15.894	17.252	13.493	46.639	3	16.354	17.896	13.567	47.817	11	15.709	17.278	13.525	46.512
9	15.766	17.469	13.799	47.034	4	15.686	17.269	13.520	46.475	12	15.712	17.256	13.559	46.527
10	15.766	17.350	13.626	46.742	5	15.755	17.233	13.461	46.449	No.55 MASSETANI GILBERTO				
11	15.756	17.300	13.771	46.827	6	15.715	17.262	13.456	46.433	1	20.027	19.180	13.980	53.187
12	15.763	17.297	13.583	46.643	7	15.686	17.202	13.447	46.335	2	16.243	17.875	13.913	48.031
No.33 SAVONA FEDERICO					8	15.736	17.281	13.540	46.557	3	16.214	17.786	13.745	47.745
1	19.567	18.956	13.770	52.293	9	15.808	17.347	13.507	46.662	4	16.200	17.906	13.756	47.862
2	16.661	17.732	13.760	48.153	10	15.779	17.277	13.490	46.546	5	15.990	17.772	13.830	47.592
3	15.858	17.567	13.678	47.103	11	15.800	17.267	13.524	46.591	6	16.121	18.755	14.446	49.322
4	16.175	17.699	13.797	47.671	12	15.745	17.313	13.553	46.611	7	16.167	17.719	13.775	47.661
5	16.272	17.454	13.783	47.509	No.49 HANSEN ANDREAS					8	16.157	18.351	15.558	50.066
6	15.960	17.467	13.857	47.284	1	18.812	18.133	13.981	50.926	9	18.809	18.333	14.373	51.515
7	16.211	17.544	13.766	47.521	2	16.569	17.477	13.478	47.524	10	16.187	17.735	14.709	48.631
8	15.863	17.393	14.441	47.697	3	16.315	17.616	13.522	47.453	11	16.795	18.591	14.538	49.924
9	15.779	17.514	13.766	47.059	4	16.013	17.295	13.482	46.790	12	16.033	17.617	13.810	47.460
10	15.862	17.664	13.769	47.295	5	15.714	17.319	13.463	46.496	No.56 MANDOZZI GIORGIO				
11	15.969	17.536	13.711	47.216	6	15.729	17.285	13.634	46.648	1	19.901	20.029	14.294	54.224
12	15.784	17.572	13.791	47.147	7	15.713	17.322	13.579	46.614	2	16.232	17.703	13.902	47.837



KZ2

KZ2 Qualifying Heat 2 (H2)

For information purposes. No official / regulatory value

Lap Time Analysis

Laps	Sector 1	Sector 2	Sector 3	Lap Time
3	16.126	17.640	14.044	47.810
4	16.171	17.711	13.822	47.704
5	16.106	17.572	13.905	47.583
6	16.285	17.825	14.177	48.287
7	16.193	17.844	13.930	47.967
8	16.154	17.735	13.886	47.775
9	16.097	17.643	14.270	48.010
10	16.275	17.786	14.041	48.102
11	16.287	17.948	13.981	48.216
12	16.054	17.765	14.146	47.965

No.62 ANTONSEN EMIL

1	20.027	18.713	13.911	52.651
2	16.126	17.953	13.733	47.812
3	15.869	17.380	13.565	46.814
4	15.980	17.398	13.927	47.305
5	16.161	17.353	13.583	47.097
6	15.795	17.299	13.642	46.736
7	15.739	17.441	13.594	46.774
8	15.722	17.437	13.973	47.132
9	15.773	17.402	13.536	46.711
10	15.874	17.388	13.640	46.902
11	15.804	17.394	13.624	46.822
12	15.679	17.690	13.623	46.992

No.66 SPORTELLA GIOVANNI

1	19.337	18.548	14.041	51.926
2	15.913	17.489	13.763	47.165
3	16.492	17.573	13.547	47.612
4	16.443	17.617	13.815	47.875
5	15.754	17.357	13.596	46.707
6	15.855	17.471	14.063	47.389
7	15.718	17.402	13.583	46.703
8	15.731	17.290	13.626	46.647
9	15.717	17.330	13.809	46.856
10	15.784	17.465	13.590	46.839
11	15.814	17.318	13.585	46.717
12	16.026	17.398	13.663	47.087

No.77 LAMMERS BAS

1	18.550	18.273	13.789	50.612
2	16.024	17.363	13.499	46.886
3	15.857	31.072	14.014	1:00.943
4	15.903	17.364	13.556	46.823
5	15.720	17.426	13.582	46.728



KZ2

KZ2

Qualifying Heat 2 (H2) Starting Grid

Document 10

Subject to scrutineering & sporting investigations

31	KOZLINSKI ARNAUD INTREPID / TM / BRIDG		14	62	ANTONSEN EMIL DR / TM / BRIDG	
55	MASSETANI GILBERTO DR / TM / BRIDG		13	56	MANDOZZI GIORGIO INTREPID / TM / BRIDG	
33	SAVONA FEDERICO INTREPID / TM / BRIDG		12	19	IDZKOWSKI BARTOSZ CRG / MAXTER / BRIDG	
16	KARPOV KIRILL PRAGA / PARILLA / BRIDG		11	8	PAAUWE MENNO BIREL / TM / BRIDG	
37	CORBERI LUCA KOSMIC / VORTEX / BRIDG		10	5	VIGANO MATTEO TOP KART / PARILLA / BRIDG	
23	DALE ANDREA CRG / MAXTER / BRIDG		9	1	NEGRO RICCARDO TOP KART / PARILLA / BRIDG	
66	SPORTELLA GIOVANNI BIREL / TM / BRIDG		8	47	BERNARDOTTO ENRICO MARANELLO / TM / BRIDG	
77	LAMMERS BAS FK / PARILLA / BRIDG		7	49	HANSEN ANDREAS TONY KART / VORTEX / BRIDG	
2	CESETTI SAURO TOP KART / PARILLA / BRIDG		6	25	PESCADOR JORGE PRAGA / PARILLA / BRIDG	
21	HAJEK PATRIK PRAGA / PARILLA / BRIDG		5	9	MIDRLA JAN BIREL / TM / BRIDG	
50	CAMPONESCHI FLAVIO TONY KART / VORTEX / BRIDG		4	26	IGLESIAS JEREMY LENZOKART / LKE / BRIDG	
51	ARDIGO MARCO TONY KART / VORTEX / BRIDG		3	7	TORSELLINI MIRKO ART GP / TM / BRIDG	
18	FORE DAVIDE CRG / TM / BRIDG		2	48	DREEZEN RICK ZANARDI / PARILLA / BRIDG	
20	THONON JONATHAN PRAGA / PARILLA / BRIDG		1	10	DE CONTO PAOLO BIREL / TM / BRIDG	

POLE POSITION





KZ2 Qualifying Heat 1 (H1)

Results

Subject to scrutineering & sporting investigations

Rnk	No.	Entrant	Nat	Driver	Nat	Equipment	Laps	Gap	Interv.	Best Lap	Penalty	Points
1 =	20	PRAGA KART RACING	CZE	THONON JONATHAN	BEL	PRAGA / PARILLA / BRIDG	12			46.454		0
2 =	10	BIREL MOTORSPORT	ITA	DE CONTO PAOLO	ITA	BIREL / TM / BRIDG	12	1.388	1.388	46.365		2
3 ▲1	18	DTK Racing Team Poland	POL	FORE DAVIDE	ITA	CRG / TM / BRIDG	12	1.605	0.217	46.518		3
4 ▼1	48	ZANARDI	NLD	DREEZEN RICK	BEL	ZANARDI / PARILLA / BRIDG	12	1.970	0.365	46.466		4
5 =	51	TONY KART RACING TE	ITA	ARDIGO MARCO	ITA	TONY KART / VORTEX / BRIDG	12	2.654	0.684	46.524		5
6 ▲2	7	ART GRAND PRIX SRL	ITA	TORSELLINI MIRKO	ITA	ART GP / TM / BRIDG	12	2.924	0.270	46.254		6
7 ▲3	50	TONY KART RACING TE	ITA	CAMPONESCHI FLAVIO	ITA	TONY KART / VORTEX / BRIDG	12	3.607	0.683	46.394		7
8 ▲4	26	LENZOKART	ITA	IGLESIAS JEREMY	ERA	LENZOKART / LKE / BRIDG	12	4.718	1.111	46.522		8
9 ▲4	21	PRAGA KART RACING	CZE	HAJEK PATRIK	CZE	PRAGA / PARILLA / BRIDG	12	4.897	0.179	46.463		9
10 ▼3	9	BIREL MOTORSPORT	ITA	MIDRLA JAN	CZE	BIREL / TM / BRIDG	12	5.495	0.598	46.497		10
11 ▼2	2	COMER TOP KART	ITA	CESETTI SAURO	ITA	TOP KART / PARILLA / BRIDG	12	5.627	0.132	46.642		11
12 ▲4	25	PRAGA KART RACING	CZE	PESCADOR JORGE	ESP	PRAGA / PARILLA / BRIDG	12	6.530	0.903	46.658		12
13 ▲11	77	FORMULA K	ITA	LAMMERS BAS	NLD	FK / PARILLA / BRIDG	12	6.634	0.104	46.548		13
14 ▼3	49	TONY KART RACING TE	ITA	HANSEN ANDREAS	DNK	TONY KART / VORTEX / BRIDG	12	7.412	0.778	46.281		14
15 =	66	SPORTELLA ANTONIO	ITA	SPORTELLA GIOVANN	ITA	BIREL / TM / BRIDG	12	9.107	1.695	46.728		15
16 ▲6	47	MARANELLO KART	ITA	BERNARDOTTO ENRIC	ITA	MARANELLO / TM / BRIDG	12	9.126	0.019	46.575		16
17 ▼11	23	DALE ANDREA	ITA	DALE ANDREA	ITA	CRG / MAXTER / BRIDG	12	10.223	1.097	46.749	+3.000	17
18 ▲5	1	COMER TOP KART	ITA	NEGRO RICCARDO	ITA	TOP KART / PARILLA / BRIDG	12	11.715	1.492	46.833		18
19 ▲2	37	CORBERI MARCO	ITA	CORBERI LUCA	ITA	KOSMIC / VORTEX / BRIDG	12	12.301	0.586	46.648		19
20 ▼2	5	COMER TOP KART	ITA	VIGANO MATTEO	ITA	TOP KART / PARILLA / BRIDG	12	12.320	0.019	46.690		20
21 ▼1	16	PRAGA KART RACING	CZE	KARPOV KIRILL	RUS	PRAGA / PARILLA / BRIDG	12	14.426	2.106	46.938		21
22 ▲3	8	BIREL MOTORSPORT	ITA	PAAUWE MENNO	NLD	BIREL / TM / BRIDG	12	15.028	0.602	47.213		22
23 ▲3	33	INTREPID DRIVER PROC	ITA	SAVONA FEDERICO	ITA	INTREPID / TM / BRIDG	12	15.456	0.428	46.932		23
24 ▼5	19	DTK Racing Team Poland	POL	IDZKOWSKI BARTOSZ	POL	CRG / MAXTER / BRIDG	12	16.336	0.880	46.927		24
25 ▲2	55	MASSETANI GILBERTO	ITA	MASSETANI GILBERTO	ITA	DR / TM / BRIDG	12	22.421	6.085	47.708		25
26 ▲2	56	INTREPID DRIVER PROC	ITA	MANDOZZI GIORGIO	VEN	INTREPID / TM / BRIDG	12	26.199	3.778	47.844		26
27 ▼13	31	INTREPID DRIVER PROC	ITA	KOZLINSKI ARNAUD	ERA	INTREPID / TM / BRIDG	10	2 Laps	2 Laps	46.342		27
28 ▼11	62	DR SRL	ITA	ANTONSEN EMIL	NOR	DR / TM / BRIDG	2	10 Laps	8 Laps	47.193		28

No.23 DALE ANDREA : 3 sec time penalty for bad manoeuvre (art 2.24 CIK General Prescriptions). According to Stewards' Decision No.19.

Leaders : No.20 THONON JONATHAN (1-12)

Start Time : 26/04 - 12:01:36

Best Lap : No.7 TORSELLINI MIRKO 46.254 97,28 Kph

Weather : Cloudy Air : 15°C Track : Dry

Event Record : No.20 THONON JONATHAN 45.923 97,99 Kph



DOCUMENT N° 19

DÉCISION DES COMMISSAIRES SPORTIFS
STEWARDS' DECISION

PÉNALITÉ INFLIGÉE AU CONCURRENT (NOM) : **DALE ANDREA**
PENALTY INFLICTED UPON THE ENTRANT (NAME):

NATIONALITÉ / NATIONALITY: **ITA**

N°: **23**
No.:

PILOTE : **DALE ANDREA**
DRIVER :

Concerne la partie de l'Épreuve : **KZ2 - Qualifying Heat 1**
Concerns the part of the event:

ÉNONCÉ / STATEMENT:

3 sec time penalty in the above session concerned

MOTIF / REASON:

The Driver concerned was involved in an incident. In the Heat/Race concerned in 3 lap by post 8 he pushed the kart in front of him an following of this manoevre he takes an advantage (proved by relevant video sequence). Having considered the video and after hearing the Entrant concerned, the Stewards assess this manoevre as an incident according art 2.24 CIK GP. This decision is made in application of art. 2.24 CIK GP and art. 12 ISC

Décision annoncée
Decision announced

Date / Date: **26/04/2014**

Heure / Time: **12:45**

Nom / Name

Signature

Président du Collège / *Chairman of the Panel:*

Oronzo Di Bari (I) :

Membres du Collège / *Members of the Panel:*

Ronny Guarini (I) :

Legrottoglie Sante (I) :

NOTIFICATION AU CONCURRENT CONCERNÉ / NOTIFICATION TO THE RELEVANT ENTRANT

Je soussigné :

I undersigned: Nom personnel / *personal name*

Représentant du Concurrent : **DALE ANDREA**

Representing the Entrant: Nom du Concurrent / *Entrant's name*

Certifie avoir reçu notification du document N° **19** des Commissaires Sportifs de l'Épreuve.
Certify that I have been notified of document No. *by the Stewards of the Meeting.*

Date : Heure / Time: Signature :



WSK SUPER MASTER SERIES

LA CONCA 24 - 27.04.2014

ITALY



KZ2 Qualifying Heat 1 (H1)

Lap Chart

For information purposes. No official / regulatory value

	1	2	3	4	5	6	7	8	9	10	11	12	13	14	15	16	17	18	19	20	21	22	23	24	25	26	27	28
Grid	20	10	48	18	51	23	9	7	2	50	49	26	21	31	66	25	62	5	19	16	37	47	1	77	8	33	55	56
Start	20	10	18	48	51	7	23	50	9	2	26	21	31	66	49	25	62	5	19	1	77	8	47	16	33	56	37	55
Lap 1	20	10	51	18	48	7	50	23	2	26	21	31	25	9	49	62	66	5	77	1	8	47	19	33	16	56	37	55
Interval		0.3	0.0	0.1	0.1	0.1	0.2	0.2	0.4	0.4	0.0	0.4	0.6	0.1	0.2	0.2	0.0	0.1	0.0	0.3	0.4	0.1	0.2	0.5	0.2	0.6	0.1	0.2
Lap 2	20	51	18	10	48	50	7	23	2	21	26	31	9	25	49	62	5	77	66	1	47	8	19	16	33	37	56	55
Interval		0.7	0.0	0.3	0.1	0.1	0.3	0.3	0.0	0.2	0.2	0.0	0.7	0.3	0.1	0.2	0.6	0.2	0.2	0.3	0.3	0.2	0.1	0.3	0.3	0.8	0.1	0.3
Lap 3	20	18	51	48	10	50	7	2	26	31	23	9	21	25	77	66	49	47	16	8	1	33	37	5	56	55	19	
Interval		1.0	0.1	0.3	0.5	0.6	0.1	0.1	0.6	0.2	0.2	0.0	0.0	0.6	1.5	0.1	0.3	0.7	0.2	0.2	0.2	0.3	0.1	0.2	0.4	0.6	1.1	
Lap 4	20	18	51	48	10	50	7	2	26	31	23	9	21	25	77	66	49	47	8	1	33	5	37	16	56	55	19	
Interval		0.8	0.2	0.1	0.2	0.8	0.2	0.3	0.2	0.2	0.8	0.1	0.1	0.2	1.4	0.2	0.3	0.6	1.0	0.3	0.2	0.4	0.8	0.0	0.2	0.4	0.3	
Lap 5	20	18	51	10	48	50	7	2	26	31	9	21	25	23	77	66	49	47	8	1	5	37	16	33	56	19	55	
Interval		0.8	0.2	0.3	0.1	0.6	0.0	0.8	0.1	0.0	0.9	0.2	0.5	0.3	0.9	0.1	0.2	0.6	1.6	0.1	1.0	0.3	0.3	0.2	0.6	0.4	0.1	
Lap 6	20	18	51	10	48	7	50	26	2	31	9	21	25	23	77	66	49	47	1	8	5	37	16	33	19	56	55	
Interval		0.9	0.2	0.2	0.1	0.9	0.3	1.0	0.1	0.1	0.2	0.1	0.9	0.2	0.8	0.6	0.0	0.5	2.2	0.0	0.5	0.3	0.5	0.7	1.1	0.2	0.1	
Lap 7	20	18	51	10	48	7	50	26	31	9	21	2	25	23	77	49	66	47	1	5	8	37	16	33	19	55	56	
Interval		1.0	0.1	0.1	0.2	0.9	0.1	1.2	0.4	0.2	0.2	0.1	0.7	0.2	0.5	0.4	0.3	0.3	2.6	0.4	0.0	0.2	0.8	1.2	0.9	1.3	0.4	
Lap 8	20	18	10	51	48	7	50	26	31	9	21	2	25	23	77	49	66	47	1	5	37	8	16	33	19	55	56	
Interval		1.0	0.4	0.1	0.1	0.5	0.2	1.4	0.1	0.4	0.2	0.4	0.7	0.2	0.3	0.1	0.8	0.3	2.7	0.3	0.7	0.2	0.2	1.2	0.9	2.3	0.4	
Lap 9	20	18	10	51	48	7	50	26	31	9	21	2	25	77	23	49	66	47	1	5	37	8	16	33	19	55	56	
Interval		1.0	0.2	0.3	0.2	0.2	0.5	1.6	0.1	0.2	0.0	0.6	0.7	0.4	0.1	0.0	1.0	0.1	2.9	0.2	0.7	0.6	0.2	1.1	0.8	2.9	1.1	
Lap 10	20	10	18	48	51	7	50	26	31	9	21	2	25	77	23	49	66	47	1	5	37	16	8	33	19	55	56	
Interval		1.4	0.2	0.3	0.0	0.2	0.3	1.7	0.1	0.1	0.2	0.6	0.8	0.4	0.2	0.2	1.0	0.1	2.8	0.3	0.4	1.3	0.0	1.1	0.8	3.7	1.4	
Lap 11	20	10	18	48	51	7	50	26	21	9	2	25	77	23	49	66	47	1	5	37	16	8	33	19	55	56		
Interval		1.4	0.3	0.3	0.6	0.1	0.2	1.5	0.4	0.4	0.2	0.7	0.2	0.4	0.1	1.3	0.2	2.6	0.3	0.3	1.7	0.5	0.5	0.8	5.0	2.3		
Lap 12	20	10	18	48	51	7	50	26	21	9	2	25	77	23	49	66	47	1	37	5	16	8	33	19	55	56		
Interval		1.3	0.2	0.3	0.6	0.2	0.6	1.1	0.1	0.5	0.1	0.9	0.1	0.5	0.1	1.6	0.0	2.5	0.5	0.0	2.1	0.6	0.4	0.8	6.0	3.7		



KZ2

KZ2 Qualifying Heat 1 (H1)

Lap Time Analysis

For information purposes. No official / regulatory value

Laps	Sector 1	Sector 2	Sector 3	Lap Time	Laps	Sector 1	Sector 2	Sector 3	Lap Time	Laps	Sector 1	Sector 2	Sector 3	Lap Time
No.1 NEGRO RICCARDO					8	15.602	17.236	13.493	46.331	3	16.211	17.638	13.649	47.498
1	19.587	18.160	13.733	51.480	9	15.591	17.174	13.489	46.254	4	16.043	19.489	14.019	49.551
2	16.844	17.590	13.641	48.075	10	15.661	17.405	13.685	46.751	5	15.980	17.496	13.736	47.212
3	16.971	18.288	13.804	49.063	11	15.820	17.808	13.555	47.183	6	15.813	17.482	13.643	46.938
4	16.129	17.680	13.674	47.483	12	16.104	17.182	13.596	46.882	7	15.780	17.527	13.705	47.012
5	15.886	17.502	13.637	47.025	No.8 PAAUWE MENNO					8	15.886	17.429	13.644	46.959
6	16.087	17.503	13.602	47.192	1	19.312	18.572	13.831	51.715	9	15.984	17.481	13.711	47.176
7	15.827	17.407	13.703	46.937	2	16.867	17.735	13.588	48.190	10	15.860	17.567	13.660	47.087
8	15.861	17.396	13.664	46.921	3	16.185	18.440	13.641	48.266	11	15.826	17.462	13.788	47.076
9	15.795	17.337	13.714	46.846	4	15.984	17.850	13.576	47.410	12	15.947	17.509	13.760	47.216
10	15.785	17.415	13.633	46.833	5	16.055	17.554	13.642	47.251	No.18 FORE DAVIDE				
11	15.766	17.365	13.706	46.837	6	15.985	17.562	13.833	47.380	1	18.013	17.689	13.658	49.360
12	15.799	17.392	13.741	46.932	7	16.039	17.645	13.715	47.399	2	16.107	17.690	13.441	47.238
No.2 CESETTI SAURO					8	16.077	17.957	13.677	47.711	3	15.791	17.335	13.570	46.696
1	18.522	17.710	13.637	49.869	9	15.916	17.670	13.627	47.213	4	15.797	17.357	13.657	46.811
2	16.124	17.710	13.488	47.322	10	15.915	17.654	13.831	47.400	5	15.761	17.292	13.604	46.657
3	16.177	17.547	13.521	47.245	11	16.075	17.768	13.689	47.532	6	15.727	17.269	13.584	46.580
4	15.867	17.396	13.633	46.896	12	15.934	17.687	13.684	47.305	7	15.734	17.231	13.600	46.565
5	15.953	17.310	13.639	46.902	No.9 MIDRLA JAN					8	15.729	17.255	13.534	46.518
6	16.430	17.364	13.584	47.378	1	19.183	18.720	13.676	51.579	9	15.694	17.323	13.594	46.611
7	16.598	17.505	13.557	47.660	2	15.946	17.487	13.547	46.980	10	16.273	17.293	13.610	47.176
8	15.782	17.258	13.639	46.679	3	16.001	17.285	13.835	47.121	11	15.694	17.330	13.647	46.671
9	15.774	17.263	13.644	46.681	4	16.220	17.382	13.544	47.146	12	15.769	17.307	13.593	46.669
10	15.791	17.285	13.616	46.692	5	15.792	17.253	13.577	46.622	No.19 IDZKOWSKI BARTOSZ				
11	15.863	17.367	13.587	46.817	6	15.709	17.304	13.555	46.568	1	19.937	18.687	13.737	52.361
12	15.779	17.366	13.497	46.642	7	15.961	17.319	13.537	46.817	2	16.604	17.745	13.597	47.946
No.5 VIGANO MATTEO					8	15.666	17.291	13.548	46.505	3	17.034	20.543	13.760	51.337
1	19.529	18.200	13.823	51.552	9	15.698	17.282	13.639	46.619	4	15.984	17.437	13.621	47.042
2	16.556	17.392	13.662	47.610	10	15.732	17.204	13.561	46.497	5	15.909	17.750	13.916	47.575
3	18.698	18.354	13.657	50.709	11	16.594	17.302	13.585	47.481	6	15.895	17.730	13.904	47.529
4	15.911	17.840	13.620	47.371	12	15.784	17.266	13.689	46.739	7	16.033	17.586	13.645	47.264
5	15.691	18.081	13.703	47.475	No.10 DE CONTO PAOLO					8	15.866	17.394	13.692	46.952
6	15.707	17.299	13.684	46.690	1	48.761	17.776	13.798	1:20.335	9	15.945	17.357	13.726	47.028
7	15.771	17.462	13.564	46.797	2	16.096	18.124	13.543	47.763	10	15.873	17.469	13.769	47.111
8	15.771	17.360	13.645	46.776	3	16.382	17.312	13.658	47.352	11	15.901	17.434	13.592	46.927
9	15.775	17.349	13.676	46.800	4	15.627	17.297	13.477	46.401	12	16.173	17.411	13.657	47.241
10	15.815	17.406	13.723	46.944	5	15.867	17.284	13.518	46.669	No.20 THONON JONATHAN				
11	15.762	17.374	13.640	46.776	6	15.578	17.301	13.583	46.462	1	49.554	17.701	13.699	1:20.954
12	15.772	17.530	13.919	47.221	7	15.645	17.255	13.544	46.444	2	16.070	17.291	13.565	46.926
No.7 TORSELLINI MIRKO					8	15.805	17.198	13.615	46.618	3	15.747	17.123	13.619	46.489
1	18.042	17.731	13.603	49.376	9	15.580	17.212	13.573	46.365	4	15.874	17.490	13.620	46.984
2	16.539	17.937	13.475	47.951	10	15.736	17.262	13.673	46.671	5	15.707	17.284	13.656	46.647
3	16.131	17.843	13.479	47.453	11	15.615	17.257	13.757	46.629	6	15.743	17.220	13.532	46.495
4	15.746	17.319	13.591	46.656	12	15.704	17.308	13.768	46.780	7	15.662	17.173	13.619	46.454
5	15.761	17.326	13.392	46.479	No.16 KARPOV KIRILL					8	15.728	17.217	13.581	46.526
6	15.933	17.252	13.524	46.709	1	20.077	18.907	13.710	52.694	9	15.671	17.196	13.710	46.577
7	15.628	17.217	13.697	46.542	2	16.207	17.763	13.614	47.584	10	15.668	17.247	13.629	46.544



KZ2

KZ2 Qualifying Heat 1 (H1)

Lap Time Analysis

For information purposes. No official / regulatory value

Laps	Sector 1	Sector 2	Sector 3	Lap Time	Laps	Sector 1	Sector 2	Sector 3	Lap Time	Laps	Sector 1	Sector 2	Sector 3	Lap Time
11	15.714	17.209	13.643	46.566	6	16.118	17.405	13.624	47.147	3	16.477	17.741	13.727	47.945
12	15.875	17.287	13.709	46.871	7	15.695	17.276	13.643	46.614	4	15.816	17.524	13.496	46.836
No.21 HAJEK PATRIK					8	15.687	17.304	13.657	46.648	5	15.784	17.391	13.539	46.714
1	18.634	17.858	13.629	50.121	9	15.734	17.282	13.728	46.744	6	15.739	17.421	13.534	46.694
2	16.079	17.523	13.472	47.074	10	15.729	17.243	13.657	46.629	7	15.703	17.387	13.485	46.575
3	16.323	17.384	14.538	48.245	11	15.726	17.263	13.863	46.852	8	15.837	17.443	13.511	46.791
4	16.358	17.417	13.468	47.243	12	15.814	17.299	13.771	46.884	9	15.655	17.450	13.563	46.668
5	15.864	17.309	13.570	46.743	No.31 KOZLINSKI ARNAUD					10	16.013	17.428	13.490	46.931
6	15.732	17.280	13.497	46.509	1	18.718	18.148	13.607	50.473	11	15.946	17.456	13.608	47.010
7	15.920	17.436	13.566	46.922	2	15.901	17.560	13.511	46.972	12	15.875	17.389	13.738	47.002
8	15.653	17.276	13.534	46.463	3	16.523	17.320	13.671	47.514	No.48 DREEZEN RICK				
9	15.697	17.317	13.464	46.478	4	15.689	17.319	13.548	46.556	1	18.156	17.718	13.648	49.522
10	15.829	17.292	13.510	46.631	5	15.729	17.379	13.484	46.592	2	16.154	17.899	13.533	47.586
11	15.909	17.325	13.552	46.786	6	16.378	17.390	13.498	47.266	3	15.941	17.252	13.474	46.667
12	15.701	17.281	13.634	46.616	7	16.096	17.254	13.492	46.842	4	15.730	17.458	13.476	46.664
No.23 DALE ANDREA					8	15.611	17.286	13.445	46.342	5	16.231	17.352	13.466	47.049
1	18.652	17.496	13.616	49.764	9	15.757	17.366	13.649	46.772	6	15.677	17.280	13.509	46.466
2	16.328	17.785	13.642	47.755	10	15.779	17.283	13.576	46.638	7	15.738	17.269	13.523	46.530
3	16.734	17.352	14.350	48.436	No.33 SAVONA FEDERICO					8	15.863	17.329	13.525	46.717
4	16.132	17.320	13.646	47.098	1	19.614	18.828	13.912	52.354	9	15.731	17.287	13.556	46.574
5	16.535	17.370	13.955	47.860	2	16.346	18.127	13.728	48.201	10	15.792	17.397	13.549	46.738
6	15.831	17.283	13.717	46.831	3	16.441	17.762	13.720	47.923	11	15.890	17.249	13.549	46.688
7	15.904	17.371	13.609	46.884	4	16.059	17.708	13.628	47.395	12	15.762	17.315	13.632	46.709
8	15.761	17.338	13.650	46.749	5	15.903	18.507	14.373	48.783	No.49 HANSEN ANDREAS				
9	15.833	17.301	13.923	47.057	6	15.918	17.663	13.869	47.450	1				51.130
10	15.816	17.332	13.631	46.779	7	16.000	17.781	13.688	47.469	2				47.185
11	15.791	17.313	13.649	46.753	8	15.833	17.374	13.753	46.960	3				49.355
12	15.790	17.350	13.644	46.784	9	15.849	17.457	13.806	47.112	4				46.906
No.25 PESCADOR JORGE					10	15.828	17.516	13.814	47.158	5				46.662
1	18.785	18.133	13.827	50.745	11	15.759	17.541	13.632	46.932	6				46.866
2	15.974	17.790	13.635	47.399	12	15.937	17.507	13.736	47.180	7				46.406
3	16.567	17.333	13.546	47.446	No.37 CORBERI LUCA					8				46.281
4	15.873	17.479	13.518	46.870	1	20.108	18.920	14.101	53.129	9				46.661
5	15.902	17.404	13.702	47.008	2	16.520	17.656	13.837	48.013	10				46.930
6	15.811	17.395	13.721	46.927	3	15.944	17.698	13.646	47.288	11				46.646
7	15.903	17.392	13.598	46.893	4	16.340	18.320	13.804	48.464	12				46.860
8	15.880	17.309	13.560	46.749	5	15.844	17.469	13.639	46.952	No.50 CAMPONESCHI FLAVIO				
9	15.767	17.323	13.568	46.658	6	15.804	17.382	13.583	46.769	1	18.191	17.529	13.706	49.426
10	15.768	17.308	13.697	46.773	7	15.741	17.358	13.579	46.678	2	16.358	17.557	13.416	47.331
11	15.794	17.364	13.585	46.743	8	15.993	17.659	13.587	47.239	3	16.413	17.731	13.494	47.638
12	15.762	17.354	13.660	46.776	9	15.800	17.398	13.595	46.793	4	15.799	17.298	13.503	46.600
No.26 IGLESIAS JEREMY					10	15.742	17.346	13.585	46.673	5	15.824	17.312	13.542	46.678
1	18.695	17.772	13.792	50.259	11	15.742	17.373	13.533	46.648	6	16.096	17.328	13.630	47.054
2	16.312	17.530	13.595	47.437	12	15.796	17.380	13.700	46.876	7	15.686	17.231	13.477	46.394
3	16.320	17.401	13.647	47.368	No.47 BERNARDOTTO ENRICO					8	15.695	17.293	13.453	46.441
4	15.680	17.309	13.533	46.522	1	19.474	18.666	13.713	51.853	9	15.696	17.297	13.556	46.549
5	15.877	17.306	13.577	46.760	2	16.416	17.652	13.730	47.798	10	15.604	17.291	13.622	46.517



KZ2 Qualifying Heat 1 (H1)

Lap Time Analysis

For information purposes. No official / regulatory value

Laps	Sector 1	Sector 2	Sector 3	Lap Time
11	15.828	17.694	13.604	47.126
12	16.263	17.296	13.725	47.284

No.51 ARDIGO MARCO				
Laps	Sector 1	Sector 2	Sector 3	Lap Time
1	17.824	17.738	13.661	49.223
2	16.104	17.618	13.580	47.302
3	16.094	17.332	13.463	46.889
4	15.802	17.586	13.483	46.871
5	15.846	17.356	13.491	46.693
6	15.698	17.383	13.458	46.539
7	15.725	17.276	13.523	46.524
8	16.172	17.301	13.478	46.951
9	15.706	17.347	13.503	46.556
10	15.864	17.381	13.750	46.995
11	15.942	17.721	13.634	47.297
12	15.944	17.207	13.578	46.729

No.55 MASSETANI GILBERTO				
Laps	Sector 1	Sector 2	Sector 3	Lap Time
1	19.569	18.994	14.020	52.583
2	16.594	17.772	13.890	48.256
3	16.286	17.912	13.921	48.119
4	16.208	17.710	13.929	47.847
5	16.052	17.838	14.192	48.082
6	16.212	17.760	13.745	47.717
7	16.488	17.954	13.810	48.252
8	16.314	17.686	13.919	47.919
9	16.204	17.679	13.825	47.708
10	16.166	17.780	13.922	47.868
11	16.267	17.887	14.046	48.200
12	16.280	17.981	14.050	48.311

No.56 MANDOZZI GIORGIO				
Laps	Sector 1	Sector 2	Sector 3	Lap Time
1	19.649	19.243	14.150	53.042
2	16.382	17.813	14.093	48.288
3	16.084	17.912	13.848	47.844
4	16.097	18.015	13.937	48.049
5	16.079	17.911	13.898	47.888
6	16.077	17.840	14.270	48.187
7	16.427	18.401	13.988	48.816
8	16.152	17.817	13.964	47.933
9	16.230	18.035	14.175	48.440
10	16.205	17.853	14.057	48.115
11	16.911	18.036	14.158	49.105
12	16.930	17.936	14.888	49.754

No.62 ANTONSEN EMIL				
Laps	Sector 1	Sector 2	Sector 3	Lap Time
1	19.109	18.308	13.956	51.373
2	16.131	17.415	13.647	47.193

No.66 SPORTELLA GIOVANNI				
Laps	Sector 1	Sector 2	Sector 3	Lap Time
1	19.385	18.347	13.878	51.610

Laps	Sector 1	Sector 2	Sector 3	Lap Time
2	17.189	17.405	13.645	48.239
3	16.601	17.330	13.641	47.572
4	15.956	17.390	13.585	46.931
5	15.826	17.380	13.562	46.768
6	15.812	17.383	13.888	47.083
7	15.835	17.329	13.622	46.786
8	15.770	17.358	13.600	46.728
9	15.838	17.368	13.681	46.887
10	15.922	17.381	13.669	46.972
11	15.866	17.351	13.673	46.890
12	15.836	17.484	13.899	47.219


No.77 LAMMERS BAS				
Laps	Sector 1	Sector 2	Sector 3	Lap Time
1	19.156	18.193	13.611	50.960
2	16.721	17.539	13.497	47.757
3	16.598	17.477	13.601	47.676
4	15.790	17.475	13.566	46.831
5	15.803	17.471	13.619	46.893
6	15.737	17.354	13.561	46.652
7	15.685	17.368	13.529	46.582
8	15.725	17.352	13.471	46.548
9	15.712	17.341	13.513	46.566
10	15.729	17.439	13.529	46.697
11	15.730	17.347	13.538	46.615
12	15.725	17.392	13.485	46.602



KZ2 Qualifying Heat 1 (H1)

Starting Grid

Subject to scrutineering & sporting investigations

55	MASSETANI GILBERTO DR / TM / BRIDG		14	56	MANDOZZI GIORGIO INTREPID / TM / BRIDG	
8	PAAUWE MENNO BIREL / TM / BRIDG		13	33	SAVONA FEDERICO INTREPID / TM / BRIDG	
1	NEGRO RICCARDO TOP KART / PARILLA / BRIDG		12	77	LAMMERS BAS FK / PARILLA / BRIDG	
37	CORBERI LUCA KOSMIC / VORTEX / BRIDG		11	47	BERNARDOTTO ENRICO MARANELLO / TM / BRIDG	
19	IDZKOWSKI BARTOSZ CRG / MAXTER / BRIDG		10	16	KARPOV KIRILL PRAGA / PARILLA / BRIDG	
62	ANTONSEN EMIL DR / TM / BRIDG		9	5	VIGANO MATTEO TOP KART / PARILLA / BRIDG	
66	SPORTELLA GIOVANNI BIREL / TM / BRIDG		8	25	PESCADOR JORGE PRAGA / PARILLA / BRIDG	
21	HAJEK PATRIK PRAGA / PARILLA / BRIDG		7	31	KOZLINSKI ARNAUD INTREPID / TM / BRIDG	
49	HANSEN ANDREAS TONY KART / VORTEX / BRIDG		6	26	IGLESIAS JEREMY LENZOKART / LKE / BRIDG	
2	CESETTI SAURO TOP KART / PARILLA / BRIDG		5	50	CAMPONESCHI FLAVIO TONY KART / VORTEX / BRIDG	
9	MIDRLA JAN BIREL / TM / BRIDG		4	7	TORSELLINI MIRKO ART GP / TM / BRIDG	
51	ARDIGO MARCO TONY KART / VORTEX / BRIDG		3	23	DALE ANDREA CRG / MAXTER / BRIDG	
48	DREEZEN RICK ZANARDI / PARILLA / BRIDG		2	18	FORE DAVIDE CRG / TM / BRIDG	
20	THONON JONATHAN PRAGA / PARILLA / BRIDG		1	10	DE CONTO PAOLO BIREL / TM / BRIDG	

POLE POSITION





KZ2

Document 6

KZ2 Qualifying Practice (QP) Results

Subject to scrutineering & sporting investigations

Rnk	No.	Entrant	Nat	Driver	Nat	Equipment	Time	Gap	Laps	
1	20	PRAGA KART RACING	CZE	THONON JONATHAN	BEL	PRAGA / PARILLA / BRIDG	45.923	45.923	7	
2	10	BIREL MOTORSPORT	ITA	DE CONTO PAOLO	ITA	BIREL / TM / BRIDG	46.003	46.003	0.080	7
3	48	ZANARDI	NLD	DREEZEN RICK	BEL	ZANARDI / PARILLA / BRIDG	46.032	46.032	0.109	8
4	18	DTK Racing Team Poland	POL	FORE DAVIDE	ITA	CRG / TM / BRIDG	46.084	46.084	0.161	8
5	51	TONY KART RACING TEAM	ITA	ARDIGO MARCO	ITA	TONY KART / VORTEX / BRIDG	46.121	46.121	0.198	9
6	23	DALE ANDREA	ITA	DALE ANDREA	ITA	CRG / MAXTER / BRIDG	46.203	46.203	0.280	8
7	9	BIREL MOTORSPORT	ITA	MIDRLA JAN	CZE	BIREL / TM / BRIDG	46.210	46.210	0.287	9
8	7	ART GRAND PRIX SRL	ITA	TORSELLINI MIRKO	ITA	ART GP / TM / BRIDG	46.216	46.216	0.293	9
9	2	COMER TOP KART	ITA	CESETTI SAURO	ITA	TOP KART / PARILLA / BRIDG	46.217	46.217	0.294	9
10	50	TONY KART RACING TEAM	ITA	CAMPONESCHI FLAVIO	ITA	TONY KART / VORTEX / BRIDG	46.219	46.219	0.296	8
11	49	TONY KART RACING TEAM	ITA	HANSEN ANDREAS	DNK	TONY KART / VORTEX / BRIDG	46.236	46.236	0.313	9
12	26	LENZOKART	ITA	IGLESIAS JEREMY	ERA	LENZOKART / LKE / BRIDG	46.252	46.252	0.329	9
13	21	PRAGA KART RACING	CZE	HAJEK PATRIK	CZE	PRAGA / PARILLA / BRIDG	46.279	46.279	0.356	8
14	31	INTREPID DRIVER PROGRAM	ITA	KOZLINSKI ARNAUD	ERA	INTREPID / TM / BRIDG	46.316	46.316	0.393	8
15	66	SPORTELLA ANTONIO	ITA	SPORTELLA GIOVANNI	ITA	BIREL / TM / BRIDG	46.351	46.351	0.428	9
16	25	PRAGA KART RACING	CZE	PESCADOR JORGE	ESP	PRAGA / PARILLA / BRIDG	46.407	46.407	0.484	7
17	62	DR SRL	ITA	ANTONSEN EMIL	NOR	DR / TM / BRIDG	46.411	46.411	0.488	9
18	5	COMER TOP KART	ITA	VIGANO MATTEO	ITA	TOP KART / PARILLA / BRIDG	46.434	46.434	0.511	7
19	19	DTK Racing Team Poland	POL	IDZKOWSKI BARTOSZ	POL	CRG / MAXTER / BRIDG	46.451	46.451	0.528	8
20	16	PRAGA KART RACING	CZE	KARPOV KIRILL	RUS	PRAGA / PARILLA / BRIDG	46.493	46.493	0.570	8
21	37	CORBERI MARCO	ITA	CORBERI LUCA	ITA	KOSMIC / VORTEX / BRIDG	46.563	46.563	0.640	8
22	47	MARANELLO KART	ITA	BERNARDOTTO ENRICO	ITA	MARANELLO / TM / BRIDG	46.585	46.585	0.662	9
23	1	COMER TOP KART	ITA	NEGRO RICCARDO	ITA	TOP KART / PARILLA / BRIDG	46.651	46.651	0.728	7
24	77	FORMULA K	ITA	LAMMERS BAS	NLD	FK / PARILLA / BRIDG	46.667	46.667	0.744	8
25	8	BIREL MOTORSPORT	ITA	PAAUWE MENNO	NLD	BIREL / TM / BRIDG	46.758	46.758	0.835	7
26	33	INTREPID DRIVER PROGRAM	ITA	SAVONA FEDERICO	ITA	INTREPID / TM / BRIDG	46.895	46.895	0.972	9
27	55	MASSETANI GILBERTO	ITA	MASSETANI GILBERTO	ITA	DR / TM / BRIDG	47.327	47.327	1.404	8
28	56	INTREPID DRIVER PROGRAM	ITA	MANDOZZI GIORGIO	VEN	INTREPID / TM / BRIDG	47.506	47.506	1.583	9

Gap Between Series : 100.00%



KZ2 Qualifying Practice Results

Subject to scrutineering & sporting investigations

Rnk	No.	Entrant	Nat	Driver	Nat	Equipment	Sector 1	Sector 2	Sector 3	Time	Gap	Laps
1	20	PRAGA KART RACING	CZE	THONON JONATHAN	BEL	PRAGA / PARILLA / BRIDG	15.452	17.051	13.420	45.923		7
2	10	BIREL MOTORSPORT	ITA	DE CONTO PAOLO	ITA	BIREL / TM / BRIDG	15.406	17.152	13.445	46.003	0.080	7
3	48	ZANARDI	NLD	DREEZEN RICK	BEL	ZANARDI / PARILLA / BRIDG	15.480	17.054	13.498	46.032	0.109	8
4	18	DTK Racing Team Poland	POL	FORE DAVIDE	ITA	CRG / TM / BRIDG	15.506	17.171	13.407	46.084	0.161	8
5	51	TONY KART RACING TEA	ITA	ARDIGO MARCO	ITA	TONY KART / VORTEX / BRIDG	15.513	17.190	13.418	46.121	0.198	9
6	23	DALE ANDREA	ITA	DALE ANDREA	ITA	CRG / MAXTER / BRIDG	15.592	17.071	13.540	46.203	0.280	8
7	9	BIREL MOTORSPORT	ITA	MIDRLA JAN	CZE	BIREL / TM / BRIDG	15.580	17.243	13.387	46.210	0.287	9
8	7	ART GRAND PRIX SRL	ITA	TORSELLINI MIRKO	ITA	ART GP / TM / BRIDG	15.580	17.169	13.467	46.216	0.293	9
9	2	COMER TOP KART	ITA	CESETTI SAURO	ITA	TOP KART / PARILLA / BRIDG	15.666	17.127	13.424	46.217	0.294	9
10	50	TONY KART RACING TEA	ITA	CAMPONESCHI FLAVIO	ITA	TONY KART / VORTEX / BRIDG	15.566	17.242	13.411	46.219	0.296	8
11	49	TONY KART RACING TEA	ITA	HANSEN ANDREAS	DNK	TONY KART / VORTEX / BRIDG	15.632	17.240	13.364	46.236	0.313	9
12	26	LENZOKART	ITA	IGLESIAS JEREMY	FRA	LENZOKART / LKE / BRIDG	15.549	17.198	13.505	46.252	0.329	9
13	21	PRAGA KART RACING	CZE	HAJEK PATRIK	CZE	PRAGA / PARILLA / BRIDG	15.531	17.227	13.521	46.279	0.356	8
14	31	INTREPID DRIVER PROG	ITA	KOZLINSKI ARNAUD	FRA	INTREPID / TM / BRIDG	15.546	17.285	13.485	46.316	0.393	8
15	66	SPORTELLA ANTONIO	ITA	SPORTELLA GIOVANN	ITA	BIREL / TM / BRIDG	15.604	17.245	13.502	46.351	0.428	9
16	25	PRAGA KART RACING	CZE	PESCADOR JORGE	ESP	PRAGA / PARILLA / BRIDG	15.834	17.179	13.394	46.407	0.484	7
17	62	DR SRL	ITA	ANTONSEN EMIL	NOR	DR / TM / BRIDG	15.525	17.274	13.612	46.411	0.488	9
18	5	COMER TOP KART	ITA	VIGANO MATTEO	ITA	TOP KART / PARILLA / BRIDG	15.669	17.254	13.511	46.434	0.511	7
19	19	DTK Racing Team Poland	POL	IDZKOWSKI BARTOSZ	POL	CRG / MAXTER / BRIDG	15.673	17.246	13.532	46.451	0.528	8
20	16	PRAGA KART RACING	CZE	KARPOV KIRILL	RUS	PRAGA / PARILLA / BRIDG	15.744	17.276	13.473	46.493	0.570	8
21	37	CORBERI MARCO	ITA	CORBERI LUCA	ITA	KOSMIC / VORTEX / BRIDG	15.689	17.282	13.592	46.563	0.640	8
22	47	MARANELLO KART	ITA	BERNARDOTTO ENRIC	ITA	MARANELLO / TM / BRIDG	15.590	17.453	13.542	46.585	0.662	9
23	1	COMER TOP KART	ITA	NEGRO RICCARDO	ITA	TOP KART / PARILLA / BRIDG	15.718	17.326	13.607	46.651	0.728	7
24	77	FORMULA K	ITA	LAMMERS BAS	NLD	FK / PARILLA / BRIDG	15.664	17.441	13.562	46.667	0.744	8
25	8	BIREL MOTORSPORT	ITA	PAAUWE MENNO	NLD	BIREL / TM / BRIDG	15.655	17.528	13.575	46.758	0.835	7
26	33	INTREPID DRIVER PROG	ITA	SAVONA FEDERICO	ITA	INTREPID / TM / BRIDG	15.830	17.438	13.627	46.895	0.972	9
27	55	MASSETANI GILBERTO	ITA	MASSETANI GILBERTO	ITA	DR / TM / BRIDG	16.080	17.499	13.748	47.327	1.404	8
28	56	INTREPID DRIVER PROG	ITA	MANDOZZI GIORGIO	VEN	INTREPID / TM / BRIDG	16.051	17.622	13.833	47.506	1.583	9

Start Time : 25/04 - 16:29:27

Best Lap : No.20 THONON JONATHAN

45.923 97,99 Kph

Weather : Slightly cloudy Air : 15°C Track : Dry



KZ2

KZ2

Qualifying Practice

Best Sectors Analysis

For information purposes. No official / regulatory value

S1			S2			S3			Ideal Lap Times						
Rnk	No.	Time	Rnk	No.	Time	Rnk	No.	Time	Rnk	No.	Driver	Nat	Ideal Lap	Best Lap	Diff.
1	10	15.406	1	20	17.051	1	49	13.364	1	48	DREEZEN RICK	BEL	45.916	46.032	0.116
2	20	15.452	2	48	17.054	2	18	13.371	2	20	THONON JONATHAN	BEL	45.923	45.923	
3	48	15.480	3	23	17.071	3	48	13.382	3	10	DE CONTO PAOLO	ITA	46.003	46.003	
4	18	15.506	4	2	17.127	4	9	13.387	4	18	FORE DAVIDE	ITA	46.020	46.084	0.064
5	51	15.513	5	66	17.141	5	66	13.393	5	23	DALE ANDREA	ITA	46.075	46.203	0.128
6	62	15.525	6	18	17.143	5	51	13.393	6	51	ARDIGO MARCO	ITA	46.096	46.121	0.025
7	21	15.531	7	10	17.152	7	25	13.394	7	66	SPORTELLA GIOVANNI	ITA	46.138	46.351	0.213
8	31	15.546	8	26	17.167	8	50	13.398	8	7	TORSELLINI MIRKO	ITA	46.141	46.216	0.075
8	7	15.546	9	7	17.169	9	23	13.414	9	25	PESCADOR JORGE	ESP	46.151	46.407	0.256
10	26	15.549	10	25	17.179	10	20	13.420	10	49	HANSEN ANDREAS	DNK	46.152	46.236	0.084
11	49	15.564	11	51	17.190	11	2	13.424	11	9	MIDRLA JAN	CZE	46.163	46.210	0.047
12	50	15.566	12	9	17.196	12	7	13.426	12	50	CAMPONESCHI FLAVIO	ITA	46.206	46.219	0.013
13	25	15.578	13	49	17.224	13	10	13.445	13	2	CESETTI SAURO	ITA	46.217	46.217	
14	9	15.580	14	21	17.227	14	31	13.461	14	26	IGLESIAS JEREMY	ITA	46.221	46.252	0.031
15	47	15.590	15	31	17.231	15	21	13.466	15	21	HAJEK PATRIK	CZE	46.224	46.279	0.055
15	23	15.590	16	50	17.242	16	19	13.471	16	31	KOZLINSKI ARNAUD	FRA	46.238	46.316	0.078
17	66	15.604	17	19	17.246	17	47	13.473	17	19	IDZKOWSKI BARTOSZ	POL	46.337	46.451	0.114
18	5	15.608	18	5	17.254	17	16	13.473	18	5	VIGANO MATTEO	ITA	46.354	46.434	0.080
19	19	15.620	19	62	17.270	19	5	13.492	19	62	ANTONSEN EMIL	NOR	46.370	46.411	0.041
20	16	15.648	20	16	17.276	20	26	13.505	20	16	KARPOV KIRILL	RUS	46.397	46.493	0.096
21	8	15.655	21	37	17.282	21	8	13.525	21	47	BERNARDOTTO ENRICO	ITA	46.478	46.585	0.107
22	77	15.664	22	1	17.326	22	1	13.546	22	37	CORBERI LUCA	ITA	46.563	46.563	
23	2	15.666	23	77	17.378	23	77	13.548	23	77	LAMMERS BAS	NLD	46.590	46.667	0.077
24	37	15.689	24	47	17.415	24	62	13.575	23	1	NEGRO RICCARDO	ITA	46.590	46.651	0.061
25	1	15.718	25	33	17.438	25	33	13.591	25	8	PAAUWE MENNO	NLD	46.675	46.758	0.083
26	33	15.784	26	8	17.495	26	37	13.592	26	33	SAVONA FEDERICO	ITA	46.813	46.895	0.082
27	55	15.921	27	55	17.499	27	56	13.682	27	55	MASSETANI GILBERTO	ITA	47.159	47.327	0.168
28	56	15.981	28	56	17.603	28	55	13.739	28	56	MANDOZZI GIORGIO	VEN	47.266	47.506	0.240



KZ2

KZ2 Qualifying Practice

Lap Time Analysis

For information purposes. No official / regulatory value

Laps	Sector 1	Sector 2	Sector 3	Lap Time
No.1 NEGRO RICCARDO				
1	26.892	21.022	14.261	1:02.175
2	16.735	22.606	13.661	53.002
3	15.848	17.569	13.573	46.990
4	15.754	17.469	13.623	46.846
5	15.757	17.477	13.565	46.799
6	15.718	17.326	13.607	46.651
7	17.722	17.380	13.546	48.648

Laps	Sector 1	Sector 2	Sector 3	Lap Time
No.2 CESETTI SAURO				
1	23.126	20.265	15.164	58.555
2	18.198	18.985	13.653	50.836
3	15.971	17.292	13.463	46.726
4	15.693	17.321	13.459	46.473
5	15.666	17.127	13.424	46.217
6	15.694	17.335	13.452	46.481
7	17.252	18.299	13.590	49.141
8	15.686	17.310	13.570	46.566
9	15.700	17.267	13.551	46.518

Laps	Sector 1	Sector 2	Sector 3	Lap Time
No.5 VIGANO MATTEO				
1	24.181	20.497	15.049	59.727
2	17.426	17.947	13.605	48.978
3	15.669	17.254	13.511	46.434
4	15.711	17.280	13.555	46.546
5	15.608	22.280	13.929	51.817
6	15.672	17.308	13.492	46.472
7	16.889	18.963	13.868	49.720

Laps	Sector 1	Sector 2	Sector 3	Lap Time
No.7 TORSELLINI MIRKO				
1	23.671	20.574	14.620	58.865
2	16.625	17.866	13.546	48.037
3	15.793	17.245	13.446	46.484
4	15.580	17.169	13.467	46.216
5	17.319	21.608	13.512	52.439
6	15.616	17.234	13.426	46.276
7	15.712	17.251	13.491	46.454
8	15.669	17.197	13.472	46.338
9	15.546	17.275	13.516	46.337

Laps	Sector 1	Sector 2	Sector 3	Lap Time
No.8 PAAUWE MENNO				
1	24.796	19.841	14.350	58.987
2	16.448	24.907	13.727	55.082
3	16.064	17.542	13.543	47.149
4	15.786	17.539	13.564	46.889
5	15.655	17.528	13.575	46.758
6	15.823	17.582	13.525	46.930
7	15.755	17.495	13.531	46.781

Laps	Sector 1	Sector 2	Sector 3	Lap Time
No.9 MIDRLA JAN				
1	25.959	22.794	14.790	1:03.543

Laps	Sector 1	Sector 2	Sector 3	Lap Time
2	16.786	23.149	13.689	53.624
3	15.796	17.373	13.500	46.669
4	15.580	17.243	13.387	46.210
5	15.599	17.444	13.617	46.660
6	15.685	17.289	13.469	46.443
7	16.293	17.391	13.461	47.145
8	15.640	17.196	13.524	46.360
9	15.582	17.289	13.631	46.502

Laps	Sector 1	Sector 2	Sector 3	Lap Time
No.10 DE CONTO PAOLO				
1	25.406	20.119	15.071	1:00.596
2	17.279	22.154	13.661	53.094
3	15.636	17.207	13.471	46.314
4	15.406	17.152	13.445	46.003
5	15.580	17.374	13.583	46.537
6	15.921	17.331	13.488	46.740
7	15.524	17.299	13.478	46.301

Laps	Sector 1	Sector 2	Sector 3	Lap Time
No.16 KARPOV KIRILL				
1	22.701	19.787	15.449	57.937
2	17.874	19.522	14.338	51.734
3	15.748	17.411	13.489	46.648
4	15.744	17.276	13.473	46.493
5	15.890	17.463	13.544	46.897
6	15.648	17.378	13.624	46.650
7	15.884	17.473	13.968	47.325
8	15.923	17.352	13.813	47.088

Laps	Sector 1	Sector 2	Sector 3	Lap Time
No.18 FORE DAVIDE				
1	24.759	20.587	14.486	59.832
2	17.204	19.134	13.660	49.998
3	15.653	17.150	13.371	46.174
4	15.506	17.171	13.407	46.084
5	19.912	25.102	13.566	58.580
6	15.618	17.163	13.511	46.292
7	16.973	18.842	13.584	49.399
8	15.572	17.143	13.483	46.198

Laps	Sector 1	Sector 2	Sector 3	Lap Time
No.19 IDZKOWSKI BARTOSZ				
1	25.563	20.309	14.953	1:00.825
2	18.249	19.393	13.721	51.363
3	15.808	17.317	13.471	46.596
4	15.620	17.289	13.629	46.538
5	15.673	17.246	13.532	46.451
6	15.719	17.376	14.834	47.929
7	17.626	17.904	13.567	49.097
8	15.834	17.328	13.619	46.781

Laps	Sector 1	Sector 2	Sector 3	Lap Time
No.20 THONON JONATHAN				
1	22.952	21.469	15.643	1:00.064
2	17.630	20.013	14.479	52.122

Laps	Sector 1	Sector 2	Sector 3	Lap Time
3	15.759	17.361	13.446	46.566
4	15.452	17.051	13.420	45.923
5	15.570	20.173	13.595	49.338
6	15.554	17.131	13.508	46.193
7	15.536	17.178	13.422	46.136

Laps	Sector 1	Sector 2	Sector 3	Lap Time
No.21 HAJEK PATRIK				
1	23.471	20.012	15.661	59.144
2	17.833	19.796	14.274	51.903
3	15.924	17.501	13.466	46.891
4	15.594	17.231	13.473	46.298
5	15.578	17.318	13.543	46.439
6	15.624	20.339	13.626	49.589
7	15.581	17.251	13.501	46.333
8	15.531	17.227	13.521	46.279

Laps	Sector 1	Sector 2	Sector 3	Lap Time
No.23 DALE ANDREA				
1	22.255	21.762	15.385	59.402
2	16.258	17.739	13.623	47.620
3	15.592	17.071	13.540	46.203
4	15.738	17.102	13.414	46.254
5	15.616	19.523	13.549	48.688
6	15.622	17.221	13.552	46.395
7	15.590	17.203	13.533	46.326
8	15.612	17.262	13.573	46.447

Laps	Sector 1	Sector 2	Sector 3	Lap Time
No.25 PESCADOR JORGE				
1	25.386	22.649	14.680	1:02.715
2	16.575	23.206	13.687	53.468
3	15.797	17.336	13.459	46.592
4	15.834	17.179	13.394	46.407
5	15.578	17.354	13.705	46.637
6	15.653	17.278	13.590	46.521
7	16.007	17.503	13.463	46.973

Laps	Sector 1	Sector 2	Sector 3	Lap Time
No.26 IGLESIAS JEREMY				
1	23.834	20.363	15.934	1:00.131
2	18.530	19.229	13.831	51.590
3	15.763	17.495	13.549	46.807
4	15.554	17.167	13.536	46.257
5	15.608	18.302	13.516	47.426
6	15.549	17.198	13.505	46.252
7	15.583	17.682	14.217	47.482
8	15.671	17.348	13.573	46.592
9	15.703	17.342	13.524	46.569

Laps	Sector 1	Sector 2	Sector 3	Lap Time
No.31 KOZLINSKI ARNAUD				
1	25.257	19.669	14.068	58.994
2	16.982	22.447	13.550	52.979
3	15.649	17.231	13.461	46.341
4	15.598	17.273	13.541	46.412



KZ2

KZ2 Qualifying Practice

Lap Time Analysis

For information purposes. No official / regulatory value

Laps	Sector 1	Sector 2	Sector 3	Lap Time	Laps	Sector 1	Sector 2	Sector 3	Lap Time	Laps	Sector 1	Sector 2	Sector 3	Lap Time
5	16.677	17.433	13.556	47.666	4	15.632	17.240	13.364	46.236	2	17.236	18.372	13.734	49.342
6	15.546	17.285	13.485	46.316	5	15.564	17.277	13.399	46.240	3	15.755	17.403	13.604	46.762
7	15.589	17.306	13.506	46.401	6	15.582	17.224	13.500	46.306	4	15.709	17.424	13.597	46.730
8	19.631	20.320	13.502	53.453	7	15.685	17.266	13.468	46.419	5	15.525	17.274	13.612	46.411
No.33 SAVONA FEDERICO					No.50 CAMPONESCHI FLAVIO					No.66 SPORTELLA GIOVANNI				
1	24.008	21.201	15.051	1:00.260	1	27.467	22.122	15.677	1:05.266	1	26.576	20.044	14.687	1:01.307
2	16.312	17.679	13.718	47.709	2	17.853	20.066	14.355	52.274	2	16.502	23.229	13.520	53.251
3	15.796	17.562	13.661	47.019	3	16.153	18.109	13.456	47.718	3	15.705	17.141	13.528	46.374
4	15.794	17.562	13.591	46.947	4	15.608	17.251	13.466	46.325	4	15.738	17.310	13.446	46.494
5	15.866	17.480	13.740	47.086	5	15.600	17.649	13.488	46.737	5	15.604	17.245	13.502	46.351
6	15.823	17.506	13.812	47.141	6	15.691	17.283	13.398	46.372	6	16.301	17.257	13.526	47.084
7	15.784	17.571	13.602	46.957	7	15.566	17.242	13.411	46.219	7	15.933	17.361	13.393	46.687
8	15.830	17.438	13.627	46.895	8	16.915	18.029	13.485	48.429	8	15.785	17.468	13.644	46.897
9	15.859	17.479	13.662	47.000	No.51 ARDIGO MARCO					9	15.805	17.430	13.634	46.869
No.37 CORBERI LUCA					No.55 MASSETANI GILBERTO					No.77 LAMMERS BAS				
1	28.419	20.261	15.087	1:03.767	1	23.000	20.587	15.079	58.666	1	26.835	20.193	14.314	1:01.342
2	16.642	18.304	13.808	48.754	2	17.131	18.163	13.658	48.952	2	16.943	22.622	13.601	53.166
3	15.820	17.402	13.645	46.867	3	15.707	17.298	13.521	46.526	3	15.762	17.530	13.560	46.852
4	15.689	17.282	13.592	46.563	4	15.587	17.373	13.494	46.454	4	15.664	17.441	13.562	46.667
5	15.812	17.498	14.517	47.827	5	15.513	17.190	13.418	46.121	5	15.737	17.378	13.571	46.686
6	17.613	17.634	13.711	48.958	6	15.517	17.239	13.542	46.298	6	15.790	17.510	14.703	48.003
7	15.819	17.524	13.634	46.977	7	15.573	17.212	13.393	46.178	7	19.847	23.303	13.753	56.903
8	15.919	17.533	13.618	47.070	8	16.458	17.945	13.480	47.883	8	15.776	17.449	13.548	46.773
No.47 BERNARDOTTO ENRICO					No.56 MANDOZZI GIORGIO									
1	25.687	20.493	15.101	1:01.281	1	24.118	20.743	15.558	1:00.419					
2	17.501	18.373	13.982	49.856	2	16.580	17.931	13.739	48.250					
3	15.918	17.589	13.603	47.110	3	16.188	17.611	13.803	47.602					
4	15.705	17.458	13.627	46.790	4	16.080	17.499	13.748	47.327					
5	15.590	17.453	13.542	46.585	5	15.921	18.779	13.882	48.582					
6	15.686	17.415	13.490	46.591	6	15.951	17.586	14.529	48.066					
7	15.720	17.473	13.579	46.772	7	16.260	21.748	13.845	51.853					
8	15.775	17.446	13.473	46.694	8	15.988	17.601	13.806	47.395					
9	15.763	17.540	13.539	46.842	No.62 ANTONSEN EMIL									
No.48 DREEZEN RICK					No.62 ANTONSEN EMIL									
1	22.303	20.368	14.870	57.541	1	26.418	21.440	15.420	1:03.278					
2	17.333	17.977	13.577	48.887										
3	15.598	17.177	13.432	46.207										
4	15.480	17.054	13.498	46.032										
5	22.107	24.239	13.515	59.861										
6	15.544	17.118	13.382	46.044										
7	15.787	18.713	13.487	47.987										
8	15.488	17.192	13.470	46.150										
No.49 HANSEN ANDREAS														
1	23.064	19.634	14.845	57.543										
2	16.741	18.395	13.812	48.948										
3	15.710	17.404	13.464	46.578										



KZ2

KZ2

Document 1.1

List of Participants (28 Drivers)

Subject to scrutineering & sporting investigations

No.	Entrant	Nat	Driver	Nat	Equipment
1	COMER TOP KART	ITA	NEGRO RICCARDO	ITA	TOP KART / PARILLA / BRIDG
2	COMER TOP KART	ITA	CESETTI SAURO	ITA	TOP KART / PARILLA / BRIDG
5	COMER TOP KART	ITA	VIGANO MATTEO	ITA	TOP KART / PARILLA / BRIDG
7	ART GRAND PRIX SRL	ITA	TORSELLINI MIRKO	ITA	ART GP / TM / BRIDG
8	BIREL MOTORSPORT	ITA	PAAUWE MENNO	NLD	BIREL / TM / BRIDG
9	BIREL MOTORSPORT	ITA	MIDRLA JAN	CZE	BIREL / TM / BRIDG
10	BIREL MOTORSPORT	ITA	DE CONTO PAOLO	ITA	BIREL / TM / BRIDG
16	PRAGA KART RACING	CZE	KARPOV KIRILL	RUS	PRAGA / PARILLA / BRIDG
18	DTK Racing Team Poland	POL	FORE DAVIDE	ITA	CRG / TM / BRIDG
19	DTK Racing Team Poland	POL	IDZKOWSKI BARTOSZ	POL	CRG / MAXTER / BRIDG
20	PRAGA KART RACING	CZE	THONON JONATHAN	BEL	PRAGA / PARILLA / BRIDG
21	PRAGA KART RACING	CZE	HAJEK PATRIK	CZE	PRAGA / PARILLA / BRIDG
23	DALE ANDREA	ITA	DALE ANDREA	ITA	CRG / MAXTER / BRIDG
25	PRAGA KART RACING	CZE	PESCADOR JORGE	ESP	PRAGA / PARILLA / BRIDG
26	LENZOKART	ITA	IGLESIAS JEREMY	FRA	LENZOKART / LKE / BRIDG
31	INTREPID DRIVER PROGRAM	ITA	KOZLINSKI ARNAUD	FRA	INTREPID / TM / BRIDG
33	INTREPID DRIVER PROGRAM	ITA	SAVONA FEDERICO	ITA	INTREPID / TM / BRIDG
37	CORBERI MARCO	ITA	CORBERI LUCA	ITA	KOSMIC / VORTEX / BRIDG
47	MARANELLO KART	ITA	BERNARDOTTO ENRICO	ITA	MARANELLO / TM / BRIDG
48	ZANARDI	NLD	DREEZEN RICK	BEL	ZANARDI / PARILLA / BRIDG
49	TONY KART RACING TEAM	ITA	HANSEN ANDREAS	DNK	TONY KART / VORTEX / BRIDG
50	TONY KART RACING TEAM	ITA	CAMPONESCHI FLAVIO	ITA	TONY KART / VORTEX / BRIDG
51	TONY KART RACING TEAM	ITA	ARDIGO MARCO	ITA	TONY KART / VORTEX / BRIDG
55	MASSETANI GILBERTO	ITA	MASSETANI GILBERTO	ITA	DR / TM / BRIDG
56	INTREPID DRIVER PROGRAM	ITA	MANDOZZI GIORGIO	VEN	INTREPID / TM / BRIDG
62	DR SRL	ITA	ANTONSEN EMIL	NOR	DR / TM / BRIDG
66	SPORTELLA ANTONIO	ITA	SPORTELLA GIOVANNI	ITA	BIREL / TM / BRIDG
77	FORMULA K	ITA	LAMMERS BAS	NLD	FK / PARILLA / BRIDG



WSK SUPER MASTER SERIES
LA CONCA 24 - 27.04.2014
ITALY

