















































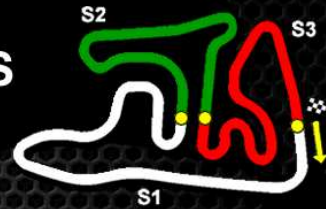


KZ2 Results

Subject to scrutineering & sporting investigations

Rnk	No.	Driver	Nat	R1PFA	R1PFB	R1F	Points
1	77	LAMMERS BAS		30	-	50	80
2	51	ARDIGO MARCO		-	30	30	60
3	31	KOZLINSKI ARNAUD		20	-	20	40
4	48	DREEZEN RICK		-	20	10	30
5	10	DE CONTO PAOLO		-	10	15	25
6	21	HAJEK PATRIK		-	6	12	18
7	20	THONON JONATHAN		-	8	9	17
8	6	HANLEY BENJAMIN		10	-	6	16
9	22	LUNDBERG DOUGLAS		-	7	8	15
10	7	TORSELLINI MIRKO		7	-	7	14
11	9	MIDRLA JAN		-	5	5	10
12	34	FEDERER FABIAN		9	-	0	9
13	26	IGLESIAS JEREMY		-	9	0	9
14	39	ZANCHETTA MARCO		8	-	0	8
15	12	CARLTON GARY		3	-	4	7
16	2	CESETTI SAURO		6	-	0	6
17	5	VIGANO MATTEO		5	-	0	5
18	8	PAAUWE MENNO		-	4	0	4
19	47	BERNARDOTTO ENRICO		4	-	0	4
20	37	CORBERI LUCA		2	-	2	4
21	1	NEGRO RICCARDO		1	-	3	4
22	35	TIENE FELICE		-	3	0	3
23	19	IDZKOWSKI BARTOSZ		-	2	0	2
24	3	BECCARIA MICHELE		-	1	0	1
25	49	HANSEN ANDREAS		0	-	1	1
26	15	ROMKEMA RICARDO		-	0	0	0
27	32	BRAND EDWARD		0	-	0	0
28	43	MOLLO CIRO		-	0	0	0
29	23	DALE ANDREA		0	-	0	0
30	14	MARCON NICOLA		-	0	0	0
31	40	HABULIN KRISTIJAN		-	0	0	0
32	64	GRANT RYAN		0	-	0	0
33	57	CELENTA FRANCESCO		-	0	0	0
34	33	SAVONA FEDERICO		0	-	0	0
35	29	DE RUWE XEN		0	-	-	0
35	27	MYSZKIER PAWEL		-	0	-	0
37	42	DI POTO LUIGI		-	0	-	0
37	41	SESSA ENNIO		0	-	-	0
39	46	TORNQVIST BENJAMIN		0	-	-	0
39	45	TORNQVIST MORGAN		-	0	-	0
41	56	MANDOZZI GIORGIO		0	-	-	0
41	30	DOUBEK MARTIN		-	0	-	0
43	52	PARKINS NATHAN		0	-	-	0
43	28	ENRICO PROSPERI		-	0	-	0
45	53	WERNERSSON JESPER		0	-	-	0
45	16	KARPOV KRILL		-	0	-	0
47	54	BARBERINI COSIMO		-	0	-	0
47	18	FORE DAVIDE		0	-	-	0



KZ2 Final (F) Results

Document 35.1 OFFICIAL

Subject to scrutineering & sporting investigations

Rnk	No.	Entrant	Nat	Driver	Nat	Equipment	Laps	Gap	Interv.	Best Lap	Points
1	77	FORMULA K	ITA	LAMMERS BAS	NLD	FK / PARILLA / BRIDG	15			1:22.715	50
2	51	TONY KART RACING TEAM	ITA	ARDIGO MARCO	ITA	TONY KART / VORTEX / BRIDG	15	2.033	2.033	1:22.697	30
3	31	INTREPID DRIVER PROGR	ITA	KOZLINSKI ARNAUD	FRA	INTREPID / TM / BRIDG	15	8.331	6.298	1:22.677	20
4	10	BIREL MOTORSPORT	ITA	DE CONTO PAOLO	ITA	BIREL / TM / BRIDG	15	11.896	3.565	1:23.112	15
5	21	PRAGA KART RACING	CZE	HAJEK PATRIK	CZE	PRAGA / PARILLA / BRIDG	15	12.234	0.338	1:23.220	12
6	48	ZANARDI	NLD	DREEZEN RICK	BEL	ZANARDI / PARILLA / BRIDG	15	15.770	3.536	1:23.205	10
7	20	PRAGA KART RACING	CZE	THONON JONATHAN	BEL	PRAGA / PARILLA / BRIDG	15	18.620	2.850	1:24.141	9
8	22	LUNDBERG DOUGLAS	SWE	LUNDBERG DOUGLAS	SWE	Alpha Karting / TM / BRIDG	15	20.780	2.160	1:23.732	8
9	7	ART GRAND PRIX SRL	ITA	TORSELLINI MIRKO	ITA	ART GP / TM / BRIDG	15	27.185	6.405	1:24.237	7
10	6	ART GRAND PRIX SRL	ITA	HANLEY BENJAMIN	GBR	ART GP / TM / BRIDG	15	27.527	0.342	1:23.121	6
11	9	BIREL MOTORSPORT	ITA	MIDRLA JAN	CZE	BIREL / TM / BRIDG	15	36.010	8.483	1:24.470	5
12	12	TB KART	ITA	CARLTON GARY	USA	TB KART / MODENA / BRIDG	15	39.559	3.549	1:24.803	4
13	1	COMER TOP KART	ITA	NEGRO RICCARDO	ITA	TOP KART / TM / BRIDG	15	41.425	1.866	1:24.988	3
14	37	CORBERI MARCO	ITA	CORBERI LUCA	ITA	KOSMIC / VORTEX / BRIDG	15	43.678	2.253	1:24.446	2
15	49	TONY KART RACING TEAM	ITA	HANSEN ANDREAS	DNK	TONY KART / VORTEX / BRIDG	15	46.147	2.469	1:24.444	1
16	15	ENERGY CORSE SRL	ITA	ROMKEMA RICARDO	NLD	ENERGY / TM / BRIDG	15	46.365	0.218	1:24.586	0
17	3	COMER TOP KART	ITA	BECCARIA MICHELE	ITA	TOP KART / PARILLA / BRIDG	15	47.950	1.585	1:24.853	0
18	35	Crg SPA	ITA	TIENE FELICE	ITA	CRG / MAXTER / BRIDG	15	52.549	4.599	1:25.289	0
19	40	KK1	HRV	HABULIN KRISTIJAN	HRV	TB KART / MODENA / BRIDG	15	52.666	0.117	1:24.589	0
20	23	DALE ANDREA	ITA	DALE ANDREA	ITA	CRG / MAXTER / BRIDG	15	53.094	0.428	1:25.209	0
21	19	DTK Racing Team Poland	POL	IDZKOWSKI BARTOSZ	POL	CRG / MAXTER / BRIDG	15	54.003	0.909	1:24.653	0
22	32	INTREPID DRIVER PROGR	ITA	BRAND EDWARD	GBR	INTREPID / TM / BRIDG	15	54.722	0.719	1:24.952	0
23	8	BIREL MOTORSPORT	ITA	PAAUWE MENNO	NLD	BIREL / TM / BRIDG	15	56.990	2.268	1:24.479	0
24	14	ENERGY CORSE SRL	ITA	MARCON NICOLA	ITA	ENERGY / TM / BRIDG	15	1:01.532	4.542	1:25.724	0
25	57	ASD LG MOTORSPORT	ITA	CELENTA FRANCESCO	ITA	ENERGY / TM / BRIDG	15	1:04.637	3.105	1:26.416	0
26	43	MOLLO CIRO	ITA	MOLLO CIRO	ITA	Rosso Korsa / TM / BRIDG	15	1:05.315	0.678	1:25.904	0
27	33	INTREPID DRIVER PROGR	ITA	SAVONA FEDERICO	ITA	INTREPID / TM / BRIDG	11	4 Laps	4 Laps	1:25.528	0
28	47	MARANELLO KART	ITA	BERNARDOTTO ENRICO	ITA	MARANELLO / TM / BRIDG	9	6 Laps	2 Laps	1:25.519	0
29	39	Gerber Team Corse	CHE	ZANCHETTA MARCO	ITA	MARANELLO / TM / BRIDG	5	10 Laps	4 Laps	1:26.773	0
30	34	Crg SPA	ITA	FEDERER FABIAN	ITA	CRG / MAXTER / BRIDG	4	11 Laps	1 Lap	1:28.881	0
31	26	LENZOKART	ITA	IGLESIAS JEREMY	FRA	LENZOKART / LKE / BRIDG	2	13 Laps	2 Laps	1:29.794	0
32	5	COMER TOP KART	ITA	VIGANO MATTEO	ITA	TOP KART / PARILLA / BRIDG	2	13 Laps	2.441	1:28.431	0
33	2	COMER TOP KART	ITA	CESETTI SAURO	ITA	TOP KART / TM / BRIDG	2	13 Laps	1.646	1:27.865	0
34	64	MARANELLO KART	ITA	GRANT RYAN	NZL	MARANELLO / TM / BRIDG	1	14 Laps	1 Lap	2:01.098	0

Leaders : No.77 LAMMERS BAS (1-15)

Start Time : 23/03 - 16:36:19

Best Lap : No.31 KOZLINSKI ARNAUD 1:22.677 73,97 Kph

Weather : Rainy Air : 17°C Track : Wet

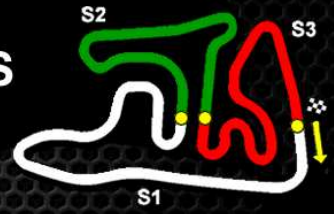
Event Record : No.50 CAMPONESCHI FLAVIO 1:04.937 94,18 Kph



WSK SUPER MASTER SERIES

SARNO 20 - 23.03.2014

ITALY



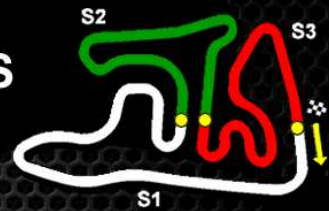
KZ2

KZ2 Final (F)

Lap Chart

For information purposes. No official / regulatory value

	1	2	3	4	5	6	7	8	9	10	11	12	13	14	15	16	17	18	19	20	21	22	23	24	25	26	27	28	29	30	31	32	33	34
Grid	77	51	31	48	6	10	34	26	39	20	7	22	2	21	5	9	47	8	12	35	37	19	1	3	49	15	32	43	23	14	64	40	33	57
Start	77	51	31	48	10	6	26	34	20	39	7	22	2	21	47	5	9	8	12	1	35	19	49	3	37	15	43	32	23	33	64	40	57	14
Lap 1 Interval	77	20	31	39	26	51	22	10	21	8	1	7	48	34	12	9	5	35	37	43	2	3	32	15	49	6	47	40	19	14	23	57	33	64 22.4
Lap 2	77	20	31	51	39	10	22	21	8	26	1	7	48	12	5	9	37	35	43	43	3	34	49	6	47	40	15	32	14	19	23	57	33	
Lap 3	77	20	51	31	10	22	21	39	48	7	1	12	9	37	35	3	34	6	49	47	40	32	15	14	23	57	33	19	8	43				
Lap 4	77	20	51	31	10	21	22	48	39	7	1	12	9	35	37	3	6	47	49	40	15	32	34	14	23	19	57	33	8	43				
Lap 5	77	20	51	31	10	21	22	48	7	39	1	12	9	35	6	3	37	47	40	49	15	32	14	23	57	19	8	33	43					
Lap 6	77	20	51	31	10	21	48	22	7	1	9	12	6	35	3	37	40	49	15	32	23	14	57	19	8	33	43	47						
Lap 7	77	51	20	31	10	21	48	22	7	1	9	12	6	35	3	37	40	49	15	32	23	14	57	19	33	43	47	8						
Lap 8	77	51	31	20	10	21	48	22	7	9	1	6	12	35	3	37	40	49	15	32	23	19	57	14	33	43	47	8						
Lap 9	77	51	31	10	21	20	48	22	7	9	6	12	1	35	37	40	3	49	15	32	23	19	57	14	33	43	47	8						
Lap 10	77	51	31	10	21	20	48	22	7	6	9	12	1	35	37	40	3	49	15	32	23	19	33	14	57	8	43							
Lap 11	77	51	31	10	21	20	48	22	7	6	9	12	1	35	40	37	3	49	15	32	23	19	33	14	8	57	43							
Lap 12	77	51	31	10	21	48	20	22	7	6	9	12	1	37	40	49	15	3	35	32	23	19	8	14	57	43								
Lap 13	77	51	31	10	21	48	20	22	7	6	9	12	1	37	40	49	15	3	35	32	23	19	8	14	57	43								
Lap 14	77	51	31	10	21	48	20	22	7	6	9	12	1	37	49	15	3	40	35	32	23	19	8	14	57	43								
Lap 15	77	51	31	10	21	48	20	22	7	6	9	12	1	37	49	15	3	35	40	23	19	32	8	14	57	43								



KZ2

KZ2 Final (F)

Lap Time Analysis

For information purposes. No official / regulatory value

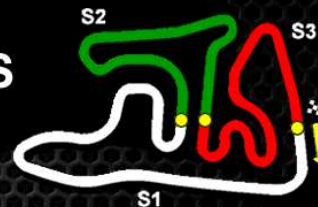
Laps	Sector 1	Sector 2	Sector 3	Lap Time	Laps	Sector 1	Sector 2	Sector 3	Lap Time	Laps	Sector 1	Sector 2	Sector 3	Lap Time
No.1 NEGRO RICCARDO					8	34.065	23.454	27.066	1:24.585	7	34.596	23.742	27.417	1:25.755
1	36.951	25.376	28.469	1:30.796	9	33.893	23.444	26.817	1:24.154	8	34.076	23.556	27.317	1:24.949
2	35.266	24.542	28.140	1:27.948	10	33.749	23.253	26.916	1:23.918	9	34.351	23.568	27.355	1:25.274
3	35.182	24.718	28.034	1:27.934	11	33.334	23.100	26.723	1:23.157	10	34.449	23.859	27.586	1:25.894
4	34.741	24.247	27.872	1:26.860	12	33.467	22.926	26.875	1:23.268	11	33.966	23.940	27.448	1:25.354
5	34.776	24.006	27.440	1:26.222	13	33.497	23.076	26.932	1:23.505	12	33.878	23.487	27.219	1:24.584
6	34.793	24.085	27.866	1:26.744	14	33.245	22.821	27.055	1:23.121	13	33.842	23.601	27.027	1:24.470
7	34.373	23.686	27.552	1:25.611	15	33.720	23.461	27.258	1:24.439	14	33.836	23.603	27.494	1:24.933
8	34.948	23.774	27.815	1:26.537	No.7 TORSELLINI MIRKO					15	33.911	23.479	27.664	1:25.054
9	34.559	23.657	28.402	1:26.618	1	37.901	25.743	28.422	1:32.066	No.10 DE CONTO PAOLO				
10	34.501	23.647	27.513	1:25.661	2	35.595	24.187	28.313	1:28.095	1	38.330	24.943	27.683	1:30.956
11	34.321	23.513	27.462	1:25.296	3	35.228	23.820	27.448	1:26.496	2	35.556	24.053	27.673	1:27.282
12	34.258	23.461	27.690	1:25.409	4	34.223	24.025	27.533	1:25.781	3	34.601	23.560	27.158	1:25.319
13	34.345	23.539	27.864	1:25.748	5	34.322	23.474	27.403	1:25.199	4	34.159	23.732	27.269	1:25.160
14	34.201	23.436	27.351	1:24.988	6	34.329	23.563	27.180	1:25.072	5	34.152	23.488	26.972	1:24.612
15	34.428	23.563	27.988	1:25.979	7	34.306	23.243	27.652	1:25.201	6	33.735	23.200	26.884	1:23.819
No.2 CESETTI SAURO					8	33.787	23.261	27.189	1:24.237	7	33.692	23.390	26.799	1:23.881
1	38.314	25.850	31.435	1:35.599	9	33.915	23.158	27.193	1:24.266	8	33.589	23.189	27.041	1:23.819
2	35.160	24.508	28.197	1:27.865	10	33.793	23.559	27.520	1:24.872	9	33.907	23.271	27.038	1:24.216
No.3 BECCARIA MICHELE					11	34.373	23.324	27.433	1:25.130	10	33.820	22.995	26.985	1:23.800
1	38.195	27.487	29.302	1:34.984	12	33.960	23.354	27.393	1:24.707	11	33.350	22.934	26.828	1:23.112
2	35.755	24.600	28.249	1:28.604	13	33.888	23.228	27.786	1:24.902	12	33.137	23.181	26.894	1:23.212
3	35.187	23.960	27.835	1:26.982	14	33.924	23.401	27.522	1:24.847	13	34.206	23.370	26.947	1:24.523
4	34.852	24.532	27.752	1:27.136	15	33.824	23.278	27.302	1:24.404	14	33.726	23.031	27.021	1:23.778
5	34.817	24.400	28.035	1:27.252	No.8 PAAUWE MENNO					15	33.638	22.879	26.867	1:23.384
6	34.809	23.937	27.881	1:26.627	1	36.905	25.054	28.747	1:30.706	No.12 CARLTON GARY				
7	34.642	23.892	27.843	1:26.377	2	35.188	24.301	28.539	1:28.028	1	37.338	25.811	29.133	1:32.282
8	34.313	23.806	27.868	1:25.987	3	46.992	23.992	28.613	1:39.597	2	35.814	24.776	27.903	1:28.493
9	35.022	23.662	27.518	1:26.202	4	34.780	25.007	28.679	1:28.466	3	34.901	24.396	27.977	1:27.274
10	34.290	23.593	27.601	1:25.484	5	35.045	23.975	27.770	1:26.790	4	34.849	24.131	27.736	1:26.716
11	34.336	23.425	27.503	1:25.264	6	34.810	23.710	27.983	1:26.503	5	34.667	23.978	27.812	1:26.457
12	35.015	24.172	28.781	1:27.968	7	39.021	23.622	28.402	1:31.045	6	35.199	23.980	27.663	1:26.842
13	34.154	23.387	27.312	1:24.853	8	34.180	23.778	27.622	1:25.580	7	34.373	23.875	27.682	1:25.930
14	34.215	23.433	27.441	1:25.089	9	34.519	23.225	27.956	1:25.700	8	34.146	24.413	27.098	1:25.657
15	34.433	23.728	27.613	1:25.774	10	34.210	23.652	28.727	1:26.589	9	34.207	23.627	27.707	1:25.541
No.5 VIGANO MATTEO					11	35.062	23.156	27.884	1:26.102	10	34.016	23.571	27.500	1:25.087
1	38.248	25.512	29.380	1:33.140	12	33.980	23.810	27.369	1:25.159	11	34.049	23.658	27.523	1:25.230
2	35.701	24.565	28.165	1:28.431	13	34.165	22.905	27.761	1:24.831	12	34.166	23.496	27.416	1:25.078
No.6 HANLEY BENJAMIN					14	33.992	22.934	27.890	1:24.816	13	33.954	23.492	27.357	1:24.803
1	40.758	27.681	29.766	1:38.205	15	33.772	23.042	27.665	1:24.479	14	34.063	23.583	27.328	1:24.974
2	35.522	24.828	28.179	1:28.529	No.9 MIDRLA JAN					15	34.243	24.107	28.059	1:26.409
3	35.223	25.432	27.636	1:28.291	1	37.965	25.595	29.119	1:32.679	No.14 MARCON NICOLA				
4	34.581	23.720	27.279	1:25.580	2	35.568	25.063	28.707	1:29.338	1	38.335	26.986	30.229	1:35.550
5	34.435	23.976	27.587	1:25.998	3	34.879	24.358	27.756	1:26.993	2	36.367	24.617	28.884	1:29.868
6	34.325	23.952	27.057	1:25.334	4	34.428	24.151	27.720	1:26.299	3	35.409	24.783	28.748	1:28.940
7	33.936	23.324	26.981	1:24.241	5	34.662	24.109	27.837	1:26.608	4	35.011	24.240	28.179	1:27.430
					6	34.154	23.866	27.336	1:25.356	5	35.050	23.986	28.285	1:27.321



WSK SUPER MASTER SERIES

SARNO 20 - 23.03.2014

ITALY



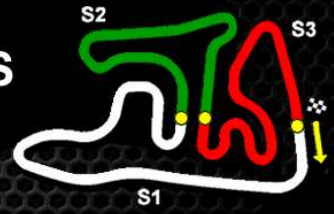
KZ2 Final (F)

KZ2

Lap Time Analysis

For information purposes. No official / regulatory value

Laps	Sector 1	Sector 2	Sector 3	Lap Time	Laps	Sector 1	Sector 2	Sector 3	Lap Time	Laps	Sector 1	Sector 2	Sector 3	Lap Time
6	35.478	24.262	28.194	1:27.934	5	34.030	23.795	27.484	1:25.309	4	35.121	24.521	28.105	1:27.747
7	34.795	24.060	27.924	1:26.779	6	34.206	23.464	26.854	1:24.524	5	34.963	24.164	27.829	1:26.956
8	35.222	24.661	28.332	1:28.215	7	33.977	24.100	27.427	1:25.504	6	34.795	24.057	27.846	1:26.698
9	34.618	23.791	27.823	1:26.232	8	33.810	24.153	27.258	1:25.221	7	34.702	24.034	27.739	1:26.475
10	34.986	24.176	28.393	1:27.555	9	34.022	24.227	27.041	1:25.290	8	34.450	23.551	27.556	1:25.557
11	34.701	23.808	27.837	1:26.346	10	34.318	23.579	27.260	1:25.157	9	34.459	23.771	27.909	1:26.139
12	34.296	24.513	28.033	1:26.842	11	33.868	23.728	27.186	1:24.782	10	34.535	23.570	27.902	1:26.007
13	34.264	23.966	27.494	1:25.724	12	33.711	23.777	27.524	1:25.012	11	34.407	23.764	27.296	1:25.467
14	34.381	23.861	27.770	1:26.012	13	33.736	23.530	26.875	1:24.141	12	34.301	23.824	27.611	1:25.736
15	34.134	23.962	27.999	1:26.095	14	33.685	23.346	27.208	1:24.239	13	33.971	23.796	27.442	1:25.209
No.15 ROMKEMA RICARDO					15 33.579 23.410 27.514 1:24.503					14 34.173 23.438 27.945 1:25.556				
1	39.465	26.827	28.928	1:35.220	No.21 HAJEK PATRIK					15 34.670 24.005 27.661 1:26.336				
2	35.057	24.195	31.123	1:30.375	1	37.328	25.274	28.052	1:30.654	No.26 IGLESIAS JEREMY				
3	35.270	25.452	28.650	1:29.372	2	34.996	24.333	27.801	1:27.130	1	37.180	24.447	28.167	1:29.794
4	34.661	24.314	28.083	1:27.058	3	34.396	23.931	27.495	1:25.822	2	36.147	25.149	29.239	1:30.535
5	34.355	23.960	27.960	1:26.275	4	34.261	23.616	27.049	1:24.926	No.31 KOZLINSKI ARNAUD				
6	34.567	24.362	28.086	1:27.015	5	33.919	23.363	26.784	1:24.066	1	36.864	24.459	28.274	1:29.597
7	34.274	23.948	27.498	1:25.720	6	34.103	23.069	26.590	1:23.762	2	34.973	24.131	27.724	1:26.828
8	33.911	24.063	27.393	1:25.367	7	33.591	23.273	26.902	1:23.766	3	34.278	24.500	27.766	1:26.544
9	33.666	24.031	27.479	1:25.176	8	33.886	23.215	27.182	1:24.283	4	34.022	23.688	27.088	1:24.798
10	34.163	24.141	27.538	1:25.842	9	33.431	23.123	26.955	1:23.509	5	33.929	23.724	27.190	1:24.843
11	34.010	23.515	27.436	1:24.961	10	33.932	23.133	26.894	1:23.959	6	33.639	23.052	26.904	1:23.595
12	33.987	24.060	27.514	1:25.561	11	33.393	22.955	26.894	1:23.242	7	33.864	23.315	27.114	1:24.293
13	34.124	23.232	27.354	1:24.710	12	33.327	22.950	26.943	1:23.220	8	33.514	23.065	27.323	1:23.902
14	34.072	23.418	28.063	1:25.553	13	34.197	23.066	27.195	1:24.458	9	33.496	23.204	26.442	1:23.142
15	33.905	23.535	27.146	1:24.586	14	33.629	23.140	27.051	1:23.820	10	33.491	23.125	27.313	1:23.929
No.19 IDZKOWSKI BARTOSZ					15	33.550	22.990	26.761	1:23.301	11	33.659	23.099	26.612	1:23.370
1	39.820	28.079	28.985	1:36.884	No.22 LUNDBERG DOUGLAS					12	33.434	23.270	26.729	1:23.433
2	35.903	24.550	30.098	1:30.551	1	36.682	25.295	27.936	1:29.913	13	33.133	22.875	26.669	1:22.677
3	36.430	24.718	28.527	1:29.675	2	35.804	24.435	27.536	1:27.775	14	33.527	23.085	26.831	1:23.443
4	35.043	24.105	27.852	1:27.000	3	34.522	23.887	27.628	1:26.037	15	33.457	23.000	26.708	1:23.165
5	35.901	24.633	27.791	1:28.325	4	35.015	23.858	27.483	1:26.356	No.32 BRAND EDWARD				
6	34.822	23.976	28.150	1:26.948	5	34.456	24.131	27.142	1:25.729	1	37.901	27.834	29.193	1:34.928
7	35.220	23.787	27.609	1:26.616	6	34.961	23.403	27.408	1:25.772	2	35.720	25.557	29.920	1:31.197
8	34.952	23.622	27.752	1:26.326	7	34.582	23.635	27.031	1:25.248	3	34.715	25.202	28.644	1:28.561
9	34.410	23.485	27.342	1:25.237	8	33.963	23.340	27.099	1:24.402	4	34.632	24.791	28.488	1:27.911
10	34.412	23.416	27.575	1:25.403	9	33.851	23.273	26.940	1:24.064	5	34.693	23.907	27.653	1:26.253
11	34.421	23.796	27.309	1:25.526	10	33.857	23.385	27.047	1:24.289	6	34.523	24.222	28.297	1:27.042
12	34.068	23.268	27.317	1:24.653	11	33.672	23.412	26.648	1:23.732	7	34.399	23.977	27.775	1:26.151
13	34.088	23.526	27.532	1:25.146	12	33.593	23.249	27.107	1:23.949	8	34.063	23.856	27.970	1:25.889
14	34.305	23.373	27.676	1:25.354	13	33.830	23.290	26.716	1:23.836	9	34.013	23.708	27.902	1:25.623
15	35.220	24.284	27.575	1:27.079	14	33.736	23.105	27.132	1:23.973	10	34.974	23.597	28.188	1:26.759
No.20 THONON JONATHAN					15	33.615	23.117	27.000	1:23.732	11	34.098	23.679	27.175	1:24.952
1	35.772	24.175	27.414	1:27.361	No.23 DALE ANDREA					12	34.586	23.716	27.645	1:25.947
2	34.387	23.738	27.317	1:25.442	1	39.083	30.455	28.313	1:37.851	13	34.336	23.681	27.377	1:25.394
3	34.250	23.957	27.395	1:25.602	2	35.607	24.701	28.941	1:29.249	14	34.181	23.521	28.504	1:26.206
4	34.018	23.849	27.271	1:25.138	3	35.198	24.645	28.551	1:28.394	15	35.197	24.272	28.724	1:28.193



KZ2

KZ2 Final (F)

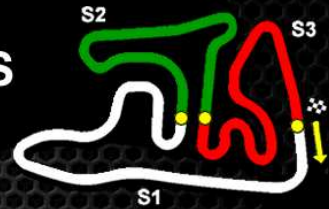
Lap Time Analysis

For information purposes. No official / regulatory value

Laps	Sector 1	Sector 2	Sector 3	Lap Time
No.33 SAVONA FEDERICO				
1	38.709	31.327	28.615	1:38.651
2	35.792	24.313	28.434	1:28.539
3	35.605	24.943	28.553	1:29.101
4	35.136	25.253	28.239	1:28.628
5	35.129	24.477	28.664	1:28.270
6	34.505	23.751	27.861	1:26.117
7	35.026	23.931	28.037	1:26.994
8	35.001	23.935	27.941	1:26.877
9	34.604	24.057	27.745	1:26.406
10	34.396	23.699	28.102	1:26.197
11	34.489	23.525	27.514	1:25.528
No.34 FEDERER FABIAN				
1	38.035	26.496	28.944	1:33.475
2	35.413	28.823	28.198	1:32.434
3	35.462	25.430	27.989	1:28.881
4	35.622	25.203	29.460	1:30.285
No.35 TIENE FELICE				
1	37.926	25.640	29.227	1:32.793
2	36.143	25.093	28.227	1:29.463
3	35.552	24.352	28.251	1:28.155
4	34.485	23.981	27.734	1:26.200
5	34.961	24.762	28.082	1:27.805
6	35.283	23.825	27.578	1:26.686
7	34.726	23.738	28.187	1:26.651
8	34.470	23.799	27.619	1:25.888
9	34.487	23.469	27.587	1:25.543
10	34.526	23.315	27.448	1:25.289
11	34.276	23.786	27.539	1:25.601
12	34.851	24.431	30.125	1:29.407
13	34.864	24.077	27.676	1:26.617
14	34.676	23.809	28.370	1:26.855
15	34.891	23.607	28.005	1:26.503
No.37 CORBERI LUCA				
1	39.017	25.543	28.312	1:32.872
2	35.300	24.629	28.424	1:28.353
3	35.925	24.506	28.133	1:28.564
4	35.237	23.979	27.900	1:27.116
5	34.835	25.447	27.851	1:28.133
6	34.926	23.893	27.929	1:26.748
7	34.773	24.211	27.420	1:26.404
8	34.525	23.571	27.734	1:25.830
9	34.239	23.189	27.669	1:25.097
10	34.486	23.406	27.398	1:25.290
11	34.233	24.039	27.797	1:26.069
12	34.714	23.847	27.065	1:25.626
13	33.968	23.058	27.420	1:24.446

Laps	Sector 1	Sector 2	Sector 3	Lap Time
14	34.179	23.206	27.273	1:24.658
15	34.079	23.379	27.569	1:25.027
No.39 ZANCHETTA MARCO				
1	36.659	24.399	28.191	1:29.249
2	35.494	24.496	28.026	1:28.016
3	35.598	24.472	27.925	1:27.995
4	34.659	24.382	27.863	1:26.904
5	34.736	24.118	27.919	1:26.773
No.40 HABULIN KRISTIJAN				
1	39.232	26.327	30.242	1:35.801
2	35.743	24.334	28.477	1:28.554
3	35.479	25.154	28.440	1:29.073
4	35.022	24.100	27.793	1:26.915
5	34.620	23.753	27.816	1:26.189
6	34.600	23.436	27.864	1:25.900
7	34.491	23.364	27.709	1:25.564
8	34.487	23.411	27.771	1:25.669
9	34.117	23.324	27.412	1:24.853
10	34.565	23.463	27.722	1:25.750
11	33.899	23.271	27.748	1:24.918
12	34.919	24.317	27.762	1:26.998
13	34.155	23.032	27.402	1:24.589
14	34.910	23.058	32.754	1:30.722
15	35.349	23.657	27.832	1:26.838
No.43 MOLLO CIRO				
1	37.834	25.759	29.409	1:33.002
2	35.638	25.354	28.806	1:29.798
3	36.175	32.915	28.427	1:37.517
4	35.190	24.109	28.137	1:27.436
5	35.055	24.392	28.406	1:27.853
6	35.001	23.814	28.053	1:26.868
7	34.363	23.895	27.670	1:25.928
8	34.566	23.765	27.731	1:26.062
9	34.349	23.776	27.779	1:25.904
10	34.342	24.000	29.271	1:27.613
11	35.970	23.860	27.462	1:27.292
12	34.635	23.927	28.070	1:26.632
13	34.747	23.662	28.466	1:26.875
14	34.500	24.065	28.137	1:26.702
15	34.564	23.755	27.854	1:26.173
No.47 BERNARDOTTO ENRICO				
1	43.329	24.686	29.444	1:37.459
2	35.611	24.552	28.346	1:28.509
3	35.261	25.286	28.325	1:28.872
4	34.931	24.202	27.670	1:26.803
5	34.800	23.887	27.842	1:26.529
6	44.257	23.731	28.161	1:36.149

Laps	Sector 1	Sector 2	Sector 3	Lap Time
7	34.542	23.768	28.314	1:26.624
8	34.436	23.399	27.684	1:25.519
9	34.621	23.364	27.605	1:25.590
No.48 DREEZEN RICK				
1	38.647	26.210	29.124	1:33.981
2	34.976	24.370	28.192	1:27.538
3	34.340	23.426	27.506	1:25.272
4	34.181	23.959	27.676	1:25.816
5	34.060	23.544	27.382	1:24.986
6	33.891	23.249	26.928	1:24.068
7	33.615	23.374	27.203	1:24.192
8	33.629	23.228	26.916	1:23.773
9	33.599	22.890	27.243	1:23.732
10	33.543	23.067	26.883	1:23.493
11	33.700	23.017	27.023	1:23.740
12	33.342	23.181	26.983	1:23.506
13	33.887	22.968	26.915	1:23.770
14	33.372	23.121	26.712	1:23.205
15	33.844	22.983	27.074	1:23.901
No.49 HANSEN ANDREAS				
1	39.062	26.869	29.847	1:35.778
2	35.587	24.578	28.226	1:28.391
3	35.330	26.306	28.000	1:29.636
4	35.343	23.962	27.785	1:27.090
5	35.299	24.031	28.164	1:27.494
6	34.299	23.788	27.795	1:25.882
7	34.450	23.912	27.567	1:25.929
8	34.282	23.391	27.671	1:25.344
9	34.161	23.430	27.473	1:25.064
10	34.183	23.590	27.819	1:25.592
11	34.007	23.397	27.518	1:24.922
12	34.394	24.035	27.991	1:26.420
13	34.114	23.097	27.233	1:24.444
14	33.990	23.227	28.257	1:25.474
15	34.007	23.305	28.013	1:25.325
No.51 ARDIGO MARCO				
1	38.723	24.674	27.676	1:31.073
2	35.463	23.834	27.375	1:26.672
3	33.827	23.699	27.214	1:24.740
4	34.035	23.397	26.974	1:24.406
5	33.831	23.282	27.046	1:24.159
6	33.454	23.388	27.162	1:24.004
7	33.465	23.198	27.012	1:23.675
8	33.392	23.000	26.633	1:23.025
9	33.539	22.931	26.549	1:23.019
10	33.416	22.790	26.491	1:22.697
11	33.233	23.048	26.732	1:23.013



KZ2

KZ2

Final (F)

Lap Time Analysis

For information purposes. No official / regulatory value

Laps	Sector 1	Sector 2	Sector 3	Lap Time
12	33.380	22.750	26.586	1:22.716
13	33.296	22.741	26.837	1:22.874
14	33.371	23.084	26.439	1:22.894
15	33.279	22.724	26.800	1:22.803

No.57 CELENTA FRANCESCO

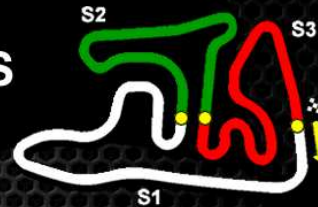
1	38.083	26.258	32.933	1:37.274
2	35.741	24.797	28.525	1:29.063
3	35.694	24.740	28.552	1:28.986
4	35.621	24.816	28.222	1:28.659
5	35.115	23.992	27.651	1:26.758
6	35.165	23.915	28.040	1:27.120
7	35.085	23.856	27.767	1:26.708
8	35.221	24.012	27.771	1:27.004
9	34.850	23.673	28.028	1:26.551
10	34.601	24.127	29.317	1:28.045
11	35.337	23.752	28.580	1:27.669
12	34.848	23.814	28.126	1:26.788
13	34.857	23.680	27.979	1:26.516
14	34.787	23.474	28.337	1:26.598
15	34.513	23.815	28.088	1:26.416

No.64 GRANT RYAN

1	1:06.859	25.333	28.906	2:01.098
---	-----------------	---------------	---------------	-----------------

No.77 LAMMERS BAS

1	36.271	23.996	27.546	1:27.813
2	34.471	23.391	27.539	1:25.401
3	33.898	23.517	27.353	1:24.768
4	33.795	23.256	27.204	1:24.255
5	33.605	23.276	27.144	1:24.025
6	33.582	23.240	27.154	1:23.976
7	33.444	23.073	26.971	1:23.488
8	33.603	23.173	26.914	1:23.690
9	33.400	23.028	26.863	1:23.291
10	33.429	22.769	26.975	1:23.173
11	33.552	23.249	27.091	1:23.892
12	33.414	22.877	26.755	1:23.046
13	33.299	22.839	26.587	1:22.725
14	33.227	22.838	26.650	1:22.715
15	33.342	23.093	27.072	1:23.507



KZ2

KZ2

Final (F)

Starting Grid

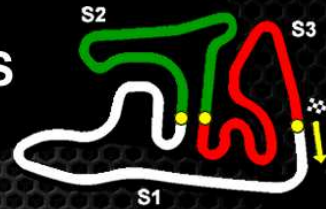
Document 34

Subject to scrutineering & sporting investigations

33	SAVONA FEDERICO INTREPID / TM / BRIDG		17	57	CELENTA FRANCESCO ENERGY / TM / BRIDG	
64	GRANT RYAN MARANELLO / TM / BRIDG		16	40	HABULIN KRISTIJAN TB KART / MODENA / BRIDG	
23	DALE ANDREA CRG / MAXTER / BRIDG		15	14	MARCON NICOLA ENERGY / TM / BRIDG	
32	BRAND EDWARD INTREPID / TM / BRIDG		14	43	MOLLO CIRO Rosso Korsa / TM / BRIDG	
49	HANSEN ANDREAS TONY KART / VORTEX / BRIDG		13	15	ROMKEMA RICARDO ENERGY / TM / BRIDG	
1	NEGRO RICCARDO TOP KART / TM / BRIDG		12	3	BECCARIA MICHELE TOP KART / PARILLA / BRIDG	
37	CORBERI LUCA KOSMIC / VORTEX / BRIDG		11	19	IDZKOWSKI BARTOSZ CRG / MAXTER / BRIDG	
12	CARLTON GARY TB KART / MODENA / BRIDG		10	35	TIENE FELICE CRG / MAXTER / BRIDG	
47	BERNARDOTTO ENRICO MARANELLO / TM / BRIDG		9	8	PAAUWE MENNO BIREL / TM / BRIDG	
5	VIGANO MATTEO TOP KART / PARILLA / BRIDG		8	9	MIDRLA JAN BIREL / TM / BRIDG	
2	CESETTI SAURO TOP KART / TM / BRIDG		7	21	HAJEK PATRIK PRAGA / PARILLA / BRIDG	
7	TORSELLINI MIRKO ART GP / TM / BRIDG		6	22	LUNDBERG DOUGLAS Alpha Karting / TM / BRIDG	
39	ZANCHETTA MARCO MARANELLO / TM / BRIDG		5	20	THONON JONATHAN PRAGA / PARILLA / BRIDG	
34	FEDERER FABIAN CRG / MAXTER / BRIDG		4	26	IGLESIAS JEREMY LENZOKART / LKE / BRIDG	
6	HANLEY BENJAMIN ART GP / TM / BRIDG		3	10	DE CONTO PAOLO BIREL / TM / BRIDG	
31	KOZLINSKI ARNAUD INTREPID / TM / BRIDG		2	48	DREEZEN RICK ZANARDI / PARILLA / BRIDG	
77	LAMMERS BAS FK / PARILLA / BRIDG		1	51	ARDIGO MARCO TONY KART / VORTEX / BRIDG	

POLE POSITION




KZ2
Document 33.1

KZ2 Pre Final B (PFB) Results

Subject to scrutineering & sporting investigations

Rnk	No.	Entrant	Nat	Driver	Nat	Equipment	Laps	Gap	Interv.	Best Lap	Points
1	51	TONY KART RACING TEAM	ITA	ARDIGO MARCO	ITA	TONY KART / VORTEX / BRIDG	12			1:19.354	30
2	48	ZANARDI	NLD	DREEZEN RICK	BEL	ZANARDI / PARILLA / BRIDG	12	1.757	1.757	1:19.491	20
3	10	BIREL MOTORSPORT	ITA	DE CONTO PAOLO	ITA	BIREL / TM / BRIDG	12	7.578	5.821	1:19.113	10
4	26	LENZOKART	ITA	IGLESIAS JEREMY	ERA	LENZOKART / LKE / BRIDG	12	8.819	1.241	1:19.795	9
5	20	PRAGA KART RACING	CZE	THONON JONATHAN	BEL	PRAGA / PARILLA / BRIDG	12	11.541	2.722	1:19.204	8
6	22	LUNDBERG DOUGLAS	SWE	LUNDBERG DOUGLAS	SWE	Alpha Karting / TM / BRIDG	12	13.842	2.301	1:19.390	7
7	21	PRAGA KART RACING	CZE	HAJEK PATRIK	CZE	PRAGA / PARILLA / BRIDG	12	13.902	0.060	1:21.266	6
8	9	BIREL MOTORSPORT	ITA	MIDRLA JAN	CZE	BIREL / TM / BRIDG	12	15.164	1.262	1:19.797	5
9	8	BIREL MOTORSPORT	ITA	PAAUWE MENNO	NLD	BIREL / TM / BRIDG	12	15.955	0.791	1:19.223	4
10	35	Crg SPA	ITA	TIENE FELICE	ITA	CRG / MAXTER / BRIDG	12	19.501	3.546	1:19.895	3
11	19	DTK Racing Team Poland	POL	IDZKOWSKI BARTOSZ	POL	CRG / MAXTER / BRIDG	12	21.347	1.846	1:19.839	2
12	3	COMER TOP KART	ITA	BECCARIA MICHELE	ITA	TOP KART / PARILLA / BRIDG	12	23.893	2.546	1:21.227	1
13	15	ENERGY CORSE SRL	ITA	ROMKEMA RICARDO	NLD	ENERGY / TM / BRIDG	12	24.931	1.038	1:18.960	0
14	43	MOLLO CIRO	ITA	MOLLO CIRO	ITA	Rosso Korsa / TM / BRIDG	12	25.798	0.867	1:23.335	0
15	14	ENERGY CORSE SRL	ITA	MARCON NICOLA	ITA	ENERGY / TM / BRIDG	12	26.993	1.195	1:19.987	0
16	40	KK1	HRV	HABULIN KRISTIJAN	HRV	TB KART / MODENA / BRIDG	12	27.233	0.240	1:19.497	0
17	57	ASD LG MOTORSPORT	ITA	CELENTA FRANCESCO	ITA	ENERGY / TM / BRIDG	12	29.394	2.161	1:19.448	0

Not Qualified

18	27	Myszkier Auto Sport	POL	MYSZKIER PAWEL	POL	CRG / TM / BRIDG	12	29.771	0.377	1:21.021	0
19	42	DI POTO LUIGI	ITA	DI POTO LUIGI	ITA	FK / TM / BRIDG	12	30.752	0.981	1:21.203	0
20	45	CRG Holland	NLD	TORNQVIST MORGAN	SWE	CRG / PARILLA / BRIDG	12	32.927	2.175	1:20.170	0
21	30	ART GRAND PRIX SRL	ITA	DOUBEK MARTIN	CZE	ART GP / TM / BRIDG	12	33.191	0.264	1:22.269	0
22	28	PROSPERI ENRICO	ESP	ENRICO PROSPERI	ESP	CRG / TM / BRIDG	12	37.996	4.805	1:21.972	0
23	16	Team Komarov	RUS	KARPOV KRILL	RUS	TONY KART / TM / BRIDG	12	49.562	11.566	1:22.634	0
24	54	BARBERINI COSIMO	ITA	BARBERINI COSIMO	ITA	INTREPID / TM / BRIDG	12	55.888	6.326	1:23.094	0
25	38	MARANELLO KART	ITA	CAMPLESE LORENZO	ITA	MARANELLO / TM / BRIDG	7	5 Laps	5 Laps	1:20.968	0
26	59	Crg SPA	ITA	LENNOX LAMB JORDON	GBR	CRG / MAXTER / BRIDG	6	6 Laps	1 Lap	1:18.721	0
27	25	PRAGA KART RACING	CZE	PESCADOR JORGE	ESP	PRAGA / PARILLA / BRIDG	0	12 Laps	6 Laps		0

Not Classified

	44	MATTU BASTIANO	ITA	MELAS RICCARDO	ITA	CRG / TM / BRIDG		DNS			
--	----	----------------	-----	----------------	-----	------------------	--	-----	--	--	--

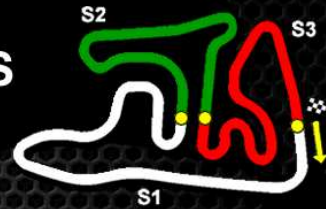
Leaders : No.48 DREEZEN RICK (1-7) / No.51 ARDIGO MARCO (8-12)

Best Lap : No.59 LENNOX LAMB JORDON 1:18.721 77,69 Kph

Event Record : No.50 CAMPONESCHI FLAVIO 1:04.937 94,18 Kph

Start Time : 23/03 - 13:50:21

Weather : Cloudy Air : 17°C Track : Wet

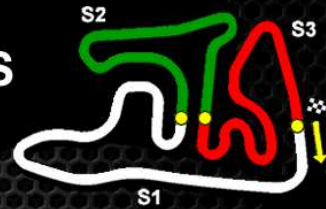


KZ2 Pre Final B (PFB)

Lap Chart

For information purposes. No official / regulatory value

	1	2	3	4	5	6	7	8	9	10	11	12	13	14	15	16	17	18	19	20	21	22	23	24	25	26	27	28
Grid	51	48	10	35	21	57	22	20	25	59	26	8	43	14	9	40	16	19	42	38	28	3	15	27	45	54	30	44
Start	48	51	10	35	21	57	20	22	59	25	26	8	14	43	40	9	42	38	19	16	3	28	15	45	27	54	30	
Lap 1 Interval	48	51 0.4	10 0.7	26 0.6	35 0.2	59 0.2	57 0.8	22 0.2	21 0.8	40 0.1	14 0.3	8 0.2	9 0.7	20 0.8	15 0.3	19 0.6	43 0.6	42 0.3	3 0.4	27 0.0	30 0.3	16 1.2	54 0.2	45 0.0	38 0.1	28 0.1		
Lap 2	48	51 0.2	10 0.4	59 0.7	26 0.5	35 0.3	57 0.6	22 0.2	40 1.0	8 0.3	14 0.5	21 0.8	9 0.0	20 0.2	15 0.1	19 1.4	42 2.2	27 0.3	45 1.0	3 0.2	43 0.6	38 0.0	28 1.1	16 0.0	30 0.5	54 0.1		
Lap 3	48	51 0.5	10 0.5	59 0.6	35 0.8	26 0.0	57 1.2	22 0.5	40 0.5	8 1.0	14 0.5	9 0.0	15 0.8	20 0.2	21 1.1	19 0.4	42 2.6	3 0.3	45 1.2	38 0.5	27 0.0	43 1.1	28 0.6	16 0.7	54 2.5	30 0.0		
Lap 4	48	51 0.2	10 1.3	59 0.5	35 0.3	26 0.7	22 1.5	57 0.1	40 0.7	8 0.6	9 0.6	20 0.8	15 0.5	21 0.5	19 0.6	14 1.4	3 0.3	42 1.4	45 0.3	38 1.0	27 0.3	43 0.5	28 1.0	16 0.6	30 1.1	54 2.9		
Lap 5	48	51 0.3	10 1.4	35 1.3	59 0.5	26 0.3	22 1.3	57 1.0	40 0.0	8 0.3	9 0.9	20 0.3	15 0.9	21 0.7	19 0.5	14 1.8	3 0.1	42 1.1	45 0.3	38 0.4	27 0.9	43 1.5	28 1.4	16 0.0	30 0.3	54 5.6		
Lap 6	48	51 0.2	10 2.3	35 1.3	26 0.2	59 1.5	22 0.2	57 2.7	8 0.1	9 0.4	20 0.0	40 0.4	15 0.2	21 0.2	19 0.8	3 1.8	14 0.8	42 2.3	38 0.4	45 0.2	27 0.1	43 0.8	16 2.7	30 0.2	28 1.1	54 6.2		
Lap 7	48	51 0.3	10 2.5	35 1.9	26 0.1	22 2.8	8 2.3	9 1.3	20 0.1	57 0.6	21 0.0	15 0.4	40 0.3	19 0.8	3 1.2	14 0.6	42 2.5	45 0.2	38 1.0	27 0.3	43 0.1	30 2.3	28 1.7	54 7.9	16 13.0			
Lap 8	51	48 0.8	10 3.1	26 2.7	35 0.0	22 1.8	8 1.9	9 1.4	20 0.2	21 0.2	40 3.0	19 0.4	57 0.5	3 0.2	14 0.3	15 0.2	45 3.1	42 0.3	43 1.1	27 0.6	30 1.4	28 2.9	54 9.3	16 10.2				
Lap 9	51	48 1.8	10 3.4	26 2.8	35 1.5	22 0.3	8 1.6	9 1.2	20 0.1	21 0.7	19 4.0	40 0.6	3 0.5	14 0.9	15 0.2	57 0.3	42 2.6	43 0.5	45 0.1	27 0.3	30 1.9	28 3.6	54 10.3	16 7.3				
Lap 10	51	48 1.8	10 4.3	26 2.4	35 3.1	22 0.2	20 0.5	9 1.0	8 0.5	21 0.5	19 5.2	3 1.0	40 0.3	15 0.9	14 0.0	57 1.8	42 0.6	43 0.0	27 0.9	45 1.8	30 0.2	28 4.7	54 10.9	16 4.5				
Lap 11	51	48 2.0	10 5.1	26 1.3	22 3.9	20 0.2	21 1.6	35 0.0	9 0.0	8 0.5	19 5.2	3 1.8	40 1.0	15 0.4	14 0.6	43 1.7	57 0.9	42 0.4	27 0.2	45 1.9	30 1.2	28 4.6	16 12.8	54 2.6				
Lap 12	51	48 1.7	10 5.8	26 1.2	20 2.7	22 2.3	21 0.0	9 1.2	8 0.7	35 3.5	19 1.8	3 2.5	15 1.0	43 0.8	14 1.1	40 0.2	57 2.1	27 0.3	42 0.9	45 2.1	30 0.2	28 4.8	16 11.5	54 6.3				



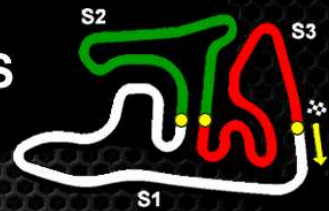
KZ2

KZ2 Pre Final B (PFB)

Lap Time Analysis

For information purposes. No official / regulatory value

Laps	Sector 1	Sector 2	Sector 3	Lap Time	Laps	Sector 1	Sector 2	Sector 3	Lap Time	Laps	Sector 1	Sector 2	Sector 3	Lap Time
No.3 BECCARIA MICHELE					8	34.028	23.614	27.195	1:24.837	3	32.624	22.717	26.799	1:22.140
1	35.766	23.753	27.069	1:26.588	9	34.196	23.724	27.435	1:25.355	4	34.454	23.191	27.127	1:24.772
2	33.334	22.929	26.024	1:22.287	10	34.269	23.461	27.814	1:25.544	5	33.077	22.316	26.919	1:22.312
3	32.152	22.497	26.578	1:21.227	11	34.665	23.856	27.656	1:26.177	6	33.617	23.679	26.800	1:24.096
4	34.159	22.592	26.954	1:23.705	12	34.644	23.478	27.725	1:25.847	7	34.155	23.715	28.449	1:26.319
5	32.791	22.417	27.274	1:22.482	No.14 MARCON NICOLA					8	34.067	23.957	27.925	1:25.949
6	33.744	23.287	26.835	1:23.866	1	35.662	22.411	24.850	1:22.923	9	34.660	23.573	27.583	1:25.816
7	35.009	23.411	27.282	1:25.702	2	32.768	22.268	24.951	1:19.987	10	34.785	23.979	27.949	1:26.713
8	34.090	23.269	28.111	1:25.470	3	32.440	22.594	27.033	1:22.067	11	34.465	23.430	27.612	1:25.507
9	34.792	23.808	27.716	1:26.316	4	38.429	23.451	27.195	1:29.075	12	34.726	23.778	27.983	1:26.487
10	34.871	23.801	27.879	1:26.551	5	32.891	22.436	27.377	1:22.704	No.20 THONON JONATHAN				
11	34.680	23.815	27.793	1:26.288	6	34.296	23.337	27.252	1:24.885	1	36.310	23.490	25.690	1:25.490
12	35.008	23.616	28.550	1:27.174	7	34.483	23.902	27.078	1:25.463	2	32.090	22.188	24.926	1:19.204
No.8 PAAUWE MENNO					8	34.154	23.311	27.763	1:25.228	3	32.825	22.912	26.409	1:22.146
1	36.018	22.438	24.852	1:23.308	9	34.855	24.092	27.931	1:26.878	4	34.463	23.354	26.755	1:24.572
2	32.292	22.176	24.755	1:19.223	10	34.750	23.802	28.420	1:26.972	5	32.678	22.655	26.524	1:21.857
3	32.797	22.555	26.717	1:22.069	11	35.451	23.762	27.849	1:27.062	6	33.668	23.685	27.193	1:24.546
4	34.375	23.361	26.986	1:24.722	12	34.828	24.137	29.190	1:28.155	7	34.883	23.983	26.983	1:25.849
5	33.102	22.337	26.612	1:22.051	No.15 ROMKEMA RICARDO					8	33.920	23.706	26.850	1:24.476
6	34.454	23.436	27.506	1:25.396	1	34.777	23.504	25.911	1:24.192	9	33.963	23.796	27.040	1:24.799
7	34.809	23.230	26.806	1:24.845	2	32.002	22.307	24.651	1:18.960	10	33.685	23.298	27.010	1:23.993
8	33.879	23.248	27.103	1:24.230	3	32.404	22.514	26.801	1:21.719	11	34.242	24.091	27.113	1:25.446
9	34.260	23.431	27.407	1:25.098	4	34.494	24.055	26.903	1:25.452	12	33.926	23.444	26.873	1:24.243
10	33.985	25.812	27.342	1:27.139	5	32.851	22.733	26.671	1:22.255	No.21 HAJEK PATRIK				
11	34.014	24.044	28.052	1:26.110	6	33.551	23.689	27.032	1:24.272	1	35.419	22.331	25.749	1:23.499
12	35.168	23.256	27.876	1:26.300	7	34.727	24.035	27.455	1:26.217	2	33.383	22.348	25.535	1:21.266
No.9 MIDRLA JAN					8	37.504	23.786	27.229	1:28.519	3	34.151	22.831	26.639	1:23.621
1	36.085	22.578	24.974	1:23.637	9	34.738	24.333	27.821	1:26.892	4	34.278	23.351	26.925	1:24.554
2	32.045	22.410	25.342	1:19.797	10	34.820	24.107	27.684	1:26.611	5	33.134	22.660	26.669	1:22.463
3	32.216	22.472	26.631	1:21.319	11	35.123	23.819	27.570	1:26.512	6	33.666	23.147	26.941	1:23.754
4	34.285	23.474	27.028	1:24.787	12	34.797	24.039	27.894	1:26.730	7	34.502	23.587	27.474	1:25.563
5	33.005	22.851	26.517	1:22.373	No.16 KARPOV KRILL					8	33.981	23.090	26.974	1:24.045
6	33.596	23.490	27.739	1:24.825	1	35.799	23.835	28.599	1:28.233	9	33.961	23.684	27.623	1:25.268
7	34.557	24.197	27.024	1:25.778	2	33.166	22.718	26.750	1:22.634	10	33.745	24.424	27.330	1:25.499
8	33.896	23.495	26.942	1:24.333	3	33.362	23.010	27.348	1:23.720	11	33.982	23.057	27.852	1:24.891
9	33.887	23.787	27.236	1:24.910	4	34.620	23.025	27.031	1:24.676	12	33.819	23.343	27.778	1:24.940
10	34.258	23.478	27.541	1:25.277	5	33.338	22.740	27.006	1:23.084	No.22 LUNDBERG DOUGLAS				
11	34.041	23.735	28.349	1:26.125	6	34.372	23.899	27.161	1:25.432	1	34.780	22.187	25.200	1:22.167
12	34.672	23.617	27.800	1:26.089	7	57.321	23.435	27.282	1:48.038	2	32.427	21.886	25.077	1:19.390
No.10 DE CONTO PAOLO					8	34.109	24.146	27.208	1:25.463	3	33.099	22.288	26.519	1:21.906
1	33.770	21.956	24.865	1:20.591	9	34.091	23.400	27.406	1:24.897	4	34.402	23.336	26.977	1:24.715
2	32.169	21.924	25.020	1:19.113	10	33.997	23.532	27.728	1:25.257	5	32.817	22.552	26.753	1:22.122
3	32.403	22.163	26.591	1:21.157	11	34.360	23.443	27.613	1:25.416	6	33.487	23.384	27.168	1:24.039
4	34.488	23.416	26.882	1:24.786	12	34.412	23.531	28.541	1:26.484	7	34.574	23.534	27.215	1:25.323
5	32.983	22.328	26.534	1:21.845	No.19 IDZKOWSKI BARTOSZ					8	33.927	23.594	27.087	1:24.608
6	33.527	23.570	27.059	1:24.156	1	36.210	23.741	25.257	1:25.208	9	34.496	23.608	27.325	1:25.429
7	33.644	23.130	27.034	1:23.808	2	32.616	22.488	24.735	1:19.839	10	34.771	23.783	28.000	1:26.554



KZ2 Pre Final B (PFB)

Lap Time Analysis

For information purposes. No official / regulatory value

Laps Sector 1 Sector 2 Sector 3 Lap Time

No.51 ARDIGO MARCO

1	33.281	21.851	25.143	1:20.275
2	32.097	21.873	25.384	1:19.354
3	32.463	22.187	26.396	1:21.046
4	34.295	22.978	26.791	1:24.064
5	32.988	22.452	26.259	1:21.699
6	33.489	22.781	27.009	1:23.279
7	33.743	22.923	26.922	1:23.588
8	33.835	22.707	26.909	1:23.451
9	34.085	22.914	27.008	1:24.007
10	34.244	23.026	27.332	1:24.602
11	34.260	23.266	27.681	1:25.207
12	34.343	23.452	27.684	1:25.479

No.54 BARBERINI COSIMO

1	36.030	24.108	27.547	1:27.685
2	34.235	22.786	26.073	1:23.094
3	34.108	23.705	27.807	1:25.620
4	35.017	23.775	27.341	1:26.133
5	33.889	23.469	27.596	1:24.954
6	34.731	24.320	28.192	1:27.243
7	35.209	24.102	27.988	1:27.299
8	35.532	24.127	28.519	1:28.178
9	35.293	24.360	28.219	1:27.872
10	35.625	24.300	28.103	1:28.028
11	34.882	29.794	27.895	1:32.571
12	35.947	24.724	29.536	1:30.207

No.57 CELENTA FRANCESCO

1	34.673	22.394	25.117	1:22.184
2	32.394	21.998	25.056	1:19.448
3	32.684	22.455	26.483	1:21.622
4	34.497	23.368	27.523	1:25.388
5	32.993	22.821	27.239	1:23.053
6	34.040	23.811	27.815	1:25.666
7	35.150	24.351	27.595	1:27.096
8	34.778	25.348	27.989	1:28.115
9	34.782	24.626	28.673	1:28.081
10	35.144	24.351	28.671	1:28.166
11	35.294	24.037	28.704	1:28.035
12	35.218	23.889	28.672	1:27.779

No.59 LENNOX LAMB JORDON

1	33.887	21.973	25.122	1:20.982
2	32.038	21.746	24.937	1:18.721
3	32.233	22.418	26.451	1:21.102
4	34.195	23.439	27.036	1:24.670
5	33.056	23.020	27.052	1:23.128
6	33.385	24.207	27.898	1:25.490


KZ2

Document 29

KZ2 Pre Final B (PFB)

Starting Grid

Subject to scrutineering & sporting investigations

30	DOUBEK MARTIN ART GP / TM / BRIDG		14	44	MELAS RICCARDO CRG / TM / BRIDG	
45	TORNQVIST MORGAN CRG / PARILLA / BRIDG		13	54	BARBERINI COSIMO INTREPID / TM / BRIDG	
15	ROMKEMA RICARDO ENERGY / TM / BRIDG		12	27	MYSZKIER PAWEL CRG / TM / BRIDG	
28	ENRICO PROSPERI CRG / TM / BRIDG		11	3	BECCARIA MICHELE TOP KART / PARILLA / BRIDG	
42	DI POTO LUIGI FK / TM / BRIDG		10	38	CAMPLESE LORENZO MARANELLO / TM / BRIDG	
16	KARPOV KRILL TONY KART / TM / BRIDG		9	19	IDZKOWSKI BARTOSZ CRG / MAXTER / BRIDG	
9	MIDRLA JAN BIREL / TM / BRIDG		8	40	HABULIN KRISTIJAN TB KART / MODENA / BRIDG	
43	MOLLO CIRO Rosso Korsa / TM / BRIDG		7	14	MARCON NICOLA ENERGY / TM / BRIDG	
26	IGLESIAS JEREMY LENZOKART / LKE / BRIDG		6	8	PAAUWE MENNO BIREL / TM / BRIDG	
25	PESCADOR JORGE PRAGA / PARILLA / BRIDG		5	59	LENNOX LAMB JORDON CRG / MAXTER / BRIDG	
22	LUNDBERG DOUGLAS Alpha Karting / TM / BRIDG		4	20	THONON JONATHAN PRAGA / PARILLA / BRIDG	
21	HAJEK PATRIK PRAGA / PARILLA / BRIDG		3	57	CELENTA FRANCESCO ENERGY / TM / BRIDG	
10	DE CONTO PAOLO BIREL / TM / BRIDG		2	35	TIENE FELICE CRG / MAXTER / BRIDG	
51	ARDIGO MARCO TONY KART / VORTEX / BRIDG		1	48	DREEZEN RICK ZANARDI / PARILLA / BRIDG	

POLE POSITION



KZ2
Document 32.1

KZ2 Pre Final A (PFA) Results

Subject to scrutineering & sporting investigations

Rnk	No.	Entrant	Nat	Driver	Nat	Equipment	Laps	Gap	Interv.	Best Lap	Points	
1	▲ ¹⁰	77	FORMULA K		LAMMERS BAS		FK / PARILLA / BRIDG	12			1:18.301	30
2	▬	31	INTREPID DRIVER PROGR		KOZLINSKI ARNAUD		INTREPID / TM / BRIDG	12	1.038	1.038	1:18.460	20
3	▬	6	ART GRAND PRIX SRL		HANLEY BENJAMIN		ART GP / TM / BRIDG	12	1.116	0.078	1:18.415	10
4	▲ ⁶	34	Crg SPA		FEDERER FABIAN		CRG / MAXTER / BRIDG	12	1.880	0.764	1:18.461	9
5	▲ ²	39	Gerber Team Corse		ZANCHETTA MARCO		MARANELLO / TM / BRIDG	12	2.009	0.129	1:18.617	8
6	▼ ¹	7	ART GRAND PRIX SRL		TORSELLINI MIRKO		ART GP / TM / BRIDG	12	9.090	7.081	1:18.350	7
7	▲ ⁵	2	COMER TOP KART		CESETTI SAURO		TOP KART / TM / BRIDG	12	10.432	1.342	1:18.568	6
8	▲ ¹⁷	5	COMER TOP KART		VIGANO MATTEO		TOP KART / PARILLA / BRIDG	12	13.632	3.200	1:18.555	5
9	▲ ⁷	47	MARANELLO KART		BERNARDOTTO ENRICO		MARANELLO / TM / BRIDG	12	14.331	0.699	1:18.313	4
10	▲ ⁴	12	TB KART		CARLTON GARY		TB KART / MODENA / BRIDG	12	15.364	1.033	1:18.751	3
11	▲ ⁷	37	CORBERI MARCO		CORBERI LUCA		KOSMIC / VORTEX / BRIDG	12	18.032	2.668	1:18.215	2
12	▼ ⁸	1	COMER TOP KART		NEGRO RICCARDO		TOP KART / TM / BRIDG	12	19.963	1.931	1:19.436	1
13	▲ ⁴	49	TONY KART RACING TEAM		HANSEN ANDREAS		TONY KART / VORTEX / BRIDG	12	22.053	2.090	1:19.533	0
14	▲ ⁵	32	INTREPID DRIVER PROGR		BRAND EDWARD		INTREPID / TM / BRIDG	12	23.642	1.589	1:18.984	0
15	▼ ⁶	23	DALE ANDREA		DALE ANDREA		CRG / MAXTER / BRIDG	12	24.518	0.876	1:18.903	0
16	▲ ⁶	64	MARANELLO KART		GRANT RYAN		MARANELLO / TM / BRIDG	12	28.719	4.201	1:20.280	0
17	▲ ⁴	33	INTREPID DRIVER PROGR		SAVONA FEDERICO		INTREPID / TM / BRIDG	12	30.864	2.145	1:19.345	0
Not Qualified												
18	▼ ³	29	ART GRAND PRIX FINLAN		DE RUWE XEN		ART GP / MODENA / BRIDG	12	32.680	1.816	1:19.008	0
19	▲ ⁹	41	SESSA ENNIO		SESSA ENNIO		BIREL / TM / BRIDG	12	39.976	7.296	1:20.238	0
20	▲ ³	46	CRG Holland		TORNQVIST BENJAMIN		CRG / TM / BRIDG	12	45.592	5.616	1:20.850	0
21	▲ ⁶	56	MANDOZZI GIORGIO		MANDOZZI GIORGIO		INTREPID / TM / BRIDG	12	48.770	3.178	1:21.117	0
22	▲ ²	52	ZANARDI		PARKINS NATHAN		ZANARDI / PARILLA / BRIDG	12	52.190	3.420	1:21.400	0
23	▼ ³	53	CRG Holland		WERNERSSON JESPER		CRG / TM / BRIDG	12	56.524	4.334	1:22.540	0
24	▼ ¹⁶	18	DTK Racing Team Poland		FORE DAVIDE		CRG / TM / BRIDG	10	2 Laps	2 Laps	1:19.787	0
25	▼ ¹⁹	11	ROA RACING		TILLOCA LUCA		ART GP / MODENA / BRIDG	7	5 Laps	3 Laps	1:22.016	0
26	▼ ²⁵	50	TONY KART RACING TEAM		CAMPONESCHI FLAVIO		TONY KART / VORTEX / BRIDG	6	6 Laps	1 Lap	1:20.169	0
27	▼ ¹	36	Crg SPA		MARTINEZ GIOVANNI		CRG / MAXTER / BRIDG	4	8 Laps	2 Laps	1:23.301	0
28	▼ ¹⁵	4	COMER TOP KART		CUNATI SIMONE		TOP KART / PARILLA / BRIDG	4	8 Laps	5.568	1:23.013	0

Leaders : No.50 CAMPONESCHI FLAVIO (1-2) / No.77 LAMMERS BAS (3-12)

Start Time : 23/03 - 13:24:16

Best Lap : No.37 CORBERI LUCA 1:18.215 78,19 Kph

Weather : Cloudy Air : 17°C Track : Wet

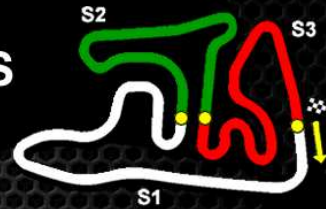
Event Record : No.50 CAMPONESCHI FLAVIO 1:04.937 94,18 Kph



WSK SUPER MASTER SERIES

SARNO 20 - 23.03.2014

ITALY



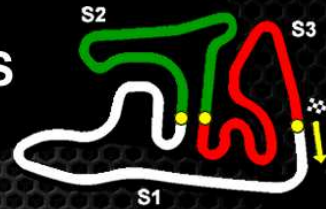
KZ2

Pre Final A (PFA)

Lap Chart

For information purposes. No official / regulatory value

	1	2	3	4	5	6	7	8	9	10	11	12	13	14	15	16	17	18	19	20	21	22	23	24	25	26	27	28	
Grid	50	31	6	1	7	11	39	18	23	34	77	2	4	12	29	47	49	37	32	53	33	64	46	52	5	36	56	41	
Start	50	31	6	1	11	7	18	39	23	34	77	2	12	29	4	37	47	49	53	32	46	64	33	5	52	56	36	41	
Lap 1	50	77	31	18	1	6	34	7	39	11	2	12	29	23	49	47	32	37	46	64	5	33	4	56	36	41	52	53	
Interval		0.5	0.4	0.1	0.5	0.2	0.2	0.4	0.2	1.1	0.1	0.6	0.1	0.0	0.5	0.2	0.6	0.7	0.4	0.1	0.2	0.5	0.2	0.2	0.1	0.7	0.1	1.3	
Lap 2	50	77	31	18	6	1	34	39	7	2	12	49	47	11	23	32	37	5	29	64	4	33	46	36	56	52	41	53	
Interval		0.4	0.5	0.3	0.5	0.7	0.2	0.3	0.5	1.0	1.2	0.4	0.7	0.5	0.0	0.7	0.3	0.7	0.3	0.2	1.2	0.5	0.5	0.5	0.2	0.8	0.1	0.5	3.3
Lap 3	77	50	31	18	6	34	39	1	7	2	12	49	47	23	37	32	5	64	29	33	36	11	46	52	4	41	56	53	
Interval		0.3	0.0	0.6	0.5	1.2	0.6	0.9	0.2	0.2	1.0	0.6	0.8	2.0	0.2	0.5	0.1	1.1	2.7	1.7	0.1	0.3	0.0	0.1	0.0	0.2	1.4	3.0	
Lap 4	77	31	50	6	18	39	34	7	2	1	12	49	47	23	5	37	32	64	33	29	11	36	46	41	52	56	41	53	
Interval		0.1	0.7	0.6	0.3	1.5	0.6	0.7	1.2	0.0	0.3	0.5	0.7	2.9	0.5	0.5	0.3	1.0	4.4	0.5	1.1	0.0	1.0	0.2	1.1	0.7	2.4	0.2	
Lap 5	77	31	50	6	18	39	34	7	2	12	1	47	49	5	37	23	32	64	33	29	11	41	46	52	56	53			
Interval		0.4	1.0	0.3	0.3	0.7	0.5	2.5	0.3	1.5	0.2	0.3	0.4	3.9	0.4	0.5	0.2	0.9	4.6	1.7	1.0	0.7	0.4	1.6	1.2	2.0			
Lap 6	77	31	6	50	39	18	34	7	2	12	47	1	49	5	37	23	32	64	33	29	11	41	46	52	56	53			
Interval		0.7	1.1	0.2	0.1	0.2	0.4	3.3	0.4	1.7	1.1	0.3	0.2	2.2	2.1	0.9	0.4	0.6	5.1	2.5	0.5	0.1	1.9	2.8	0.3	1.9			
Lap 7	77	31	6	39	18	34	7	2	12	47	49	1	5	37	23	32	64	33	29	41	41	46	52	56	53				
Interval		1.1	0.5	0.2	0.8	0.2	4.5	0.7	2.2	1.1	0.2	0.7	0.3	3.4	0.8	0.6	0.3	5.9	2.3	0.6	0.3	3.3	2.8	0.3	2.0				
Lap 8	77	31	6	39	34	18	7	2	12	47	49	5	1	37	23	32	64	33	29	41	46	56	52	53					
Interval		0.7	0.5	0.3	0.7	0.5	5.0	1.1	1.7	1.6	0.1	0.2	1.6	2.7	1.1	1.3	0.1	5.6	2.1	1.6	4.9	2.0	0.7	2.9					
Lap 9	77	31	6	39	34	7	2	12	5	47	49	1	37	23	18	32	64	33	29	41	46	56	52	53					
Interval		0.3	0.6	0.1	0.6	6.9	0.8	2.9	0.6	1.1	0.4	0.9	2.6	2.7	0.2	0.1	0.6	5.2	2.1	2.2	6.5	1.0	2.2	2.8					
Lap 10	77	31	6	39	34	7	2	12	5	47	1	37	49	32	23	64	33	29	41	46	46	56	52	53					
Interval		0.2	0.2	0.2	0.5	7.8	0.4	3.3	0.3	0.6	3.0	0.7	1.8	2.6	0.3	1.1	5.0	1.7	4.3	0.4	4.6	1.8	3.4	2.8					
Lap 11	77	31	6	39	34	7	2	12	5	47	37	1	49	32	23	64	33	29	41	46	56	52	53						
Interval		0.1	0.2	0.4	0.3	7.8	1.1	3.0	0.1	0.9	3.7	0.7	1.9	2.2	0.9	1.7	4.1	2.1	4.7	5.6	2.0	4.5	3.1						
Lap 12	77	31	6	34	39	7	2	5	47	12	37	1	49	32	23	64	33	29	41	46	56	52	53						
Interval		1.0	0.0	0.7	0.1	7.0	1.3	3.2	0.6	1.0	2.6	1.9	2.0	1.5	0.8	4.2	2.1	1.8	7.2	5.6	3.1	3.4	4.3						



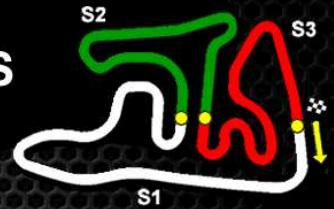
KZ2

Pre Final A (PFA)

Lap Time Analysis

For information purposes. No official / regulatory value

Laps	Sector 1	Sector 2	Sector 3	Lap Time	Laps	Sector 1	Sector 2	Sector 3	Lap Time	Laps	Sector 1	Sector 2	Sector 3	Lap Time
No.1 NEGRO RICCARDO					No.7 TORSELLINI MIRKO					No.18 FORE DAVIDE				
1	35.062	22.771	26.210	1:24.043	2	32.622	22.410	25.516	1:20.548	1	34.511	22.519	26.063	1:23.093
2	33.140	22.538	25.828	1:21.506	3	32.749	22.131	25.579	1:20.459	2	32.796	22.149	25.874	1:20.819
3	33.123	22.267	27.261	1:22.651	4	32.565	22.476	25.392	1:20.433	3	32.586	22.034	25.832	1:20.452
4	32.899	22.661	26.481	1:22.041	5	32.215	22.245	25.368	1:19.828	4	32.757	22.448	26.092	1:21.297
5	32.806	22.233	26.701	1:21.740	6	32.180	22.304	25.434	1:19.918	5	32.426	21.963	25.398	1:19.787
6	32.853	22.279	26.496	1:21.628	7	32.249	22.069	25.192	1:19.510	6	32.261	22.661	25.352	1:20.274
7	33.836	22.427	26.041	1:22.304	8	32.283	21.969	25.449	1:19.701	7	32.584	21.942	25.336	1:19.862
8	33.524	22.548	26.065	1:22.137	9	32.292	21.781	25.057	1:19.130	8	33.115	21.726	25.548	1:20.389
9	32.751	21.961	25.662	1:20.374	10	32.159	21.618	24.840	1:18.617	9	34.679	28.157	34.902	1:37.738
10	32.813	21.976	25.858	1:20.647	11	32.016	21.683	24.716	1:18.415	10	36.342	26.739	30.237	1:33.318
11	32.709	22.385	25.163	1:20.257	12	32.886	21.798	24.400	1:19.084					
12	32.399	21.777	25.260	1:19.436										
No.2 CESETTI SAURO					No.11 TILLOCA LUCA					No.23 DALE ANDREA				
1	35.251	24.026	26.417	1:25.694	1	36.082	22.775	25.926	1:24.783	1	36.281	24.037	26.568	1:26.886
2	32.549	22.286	26.261	1:21.096	2	32.838	23.028	25.837	1:21.703	2	33.986	23.097	26.151	1:23.234
3	32.338	22.405	26.232	1:20.975	3	32.642	22.335	26.744	1:21.721	3	33.873	22.501	26.182	1:22.556
4	32.778	22.471	26.281	1:21.530	4	32.472	22.596	25.534	1:20.602	4	32.632	23.179	25.647	1:21.458
5	32.269	21.935	25.675	1:19.879	5	32.526	22.420	25.795	1:20.741	5	32.410	23.000	27.540	1:22.950
6	32.503	22.157	25.557	1:20.217	6	32.592	22.319	25.190	1:20.101	6	33.145	22.583	25.836	1:21.564
7	32.550	22.164	26.488	1:21.202	7	32.804	22.308	25.761	1:20.873	7	32.720	22.783	25.856	1:21.359
8	32.789	21.986	26.269	1:21.044	8	32.872	22.416	25.429	1:20.717	8	32.885	22.386	26.049	1:21.320
9	32.489	21.889	25.402	1:19.780	9	32.636	22.402	25.031	1:20.069	9	32.735	22.526	26.624	1:21.885
10	32.360	21.777	25.067	1:19.204	10	32.351	22.120	25.107	1:19.578	10	32.228	22.659	25.989	1:20.876
11	32.313	21.700	25.090	1:19.103	11	32.127	21.829	24.482	1:18.438	11	32.216	22.129	25.350	1:19.695
12	31.943	21.712	24.913	1:18.568	12	32.178	21.746	24.426	1:18.350	12	31.840	21.913	25.150	1:18.903
No.4 CUNATI SIMONE					No.12 CARLTON GARY					No.29 DE RUWE XEN				
1	37.294	24.165	28.414	1:29.873	1	35.357	24.027	26.593	1:25.977	1	35.200	23.923	26.967	1:26.090
2	33.458	23.078	26.477	1:23.013	2	33.743	23.249	27.266	1:24.258	2	34.326	24.087	27.065	1:25.478
3	32.854	24.130	29.349	1:26.333	3	37.982	24.398	27.428	1:29.808	3	33.977	24.095	27.125	1:25.197
4	36.971	23.469	27.786	1:28.226	4	33.408	23.020	26.399	1:22.827	4	33.624	23.195	27.235	1:24.054
No.5 VIGANO MATTEO					No.31 KOZLINSKI ARNAUD									
1	36.281	23.431	28.595	1:28.307	1	32.505	22.390	25.893	1:20.788	1	34.724	23.054	26.149	1:23.927
2	33.504	22.399	26.068	1:21.971	2	32.710	22.186	25.943	1:20.839	2	32.572	22.486	25.579	1:20.637
3	32.739	22.924	25.982	1:21.645	3	32.747	22.143	26.248	1:21.138	3	32.358	22.290	25.503	1:20.151
4	32.713	22.252	26.069	1:21.034	4	32.585	22.055	25.774	1:20.414	4	32.533	22.270	25.340	1:20.143
5	32.249	22.530	26.653	1:21.432	5	33.093	22.074	26.460	1:21.627	5	32.533	22.381	24.992	1:19.906
6	32.019	22.042	25.352	1:19.413	6	32.791	21.946	25.801	1:20.538	6	32.560	22.288	25.282	1:20.130
7	32.618	22.150	25.372	1:20.140	7	32.580	22.546	25.911	1:21.037	7	32.208	22.379	25.568	1:20.155
8	32.853	21.927	25.386	1:20.166	8	32.447	21.877	25.272	1:19.596	8	32.279	22.108	25.359	1:19.746
9	32.684	21.745	25.065	1:19.494	9	32.225	21.689	24.837	1:18.751	9	32.209	21.627	25.131	1:18.967
10	32.171	21.724	25.483	1:19.378	10	32.834	22.271	25.393	1:20.498					
11	32.160	21.720	24.675	1:18.555										
12	32.080	21.502	24.989	1:18.571										
No.6 HANLEY BENJAMIN														
1	36.135	22.358	25.845	1:24.338										

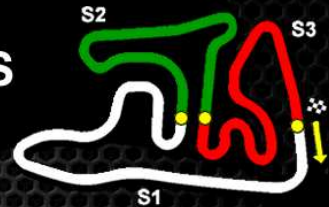


KZ2 Pre Final A (PFA)

Lap Time Analysis

For information purposes. No official / regulatory value

Laps	Sector 1	Sector 2	Sector 3	Lap Time	Laps	Sector 1	Sector 2	Sector 3	Lap Time	Laps	Sector 1	Sector 2	Sector 3	Lap Time
10	32.005	21.841	25.163	1:19.009	No.37 CORBERI LUCA					8	33.932	23.222	26.472	1:23.626
11	31.980	21.715	24.765	1:18.460	1	37.186	23.638	27.375	1:28.199	9	33.850	22.711	26.514	1:23.075
12	32.947	21.557	24.729	1:19.233	2	32.900	22.889	26.336	1:22.125	10	32.892	22.558	25.609	1:21.059
No.32 BRAND EDWARD					3	33.157	22.588	25.944	1:21.689	11	33.101	22.412	25.337	1:20.850
1	35.865	24.154	27.099	1:27.118	4	32.701	22.951	26.640	1:22.292	12	32.991	23.054	25.415	1:21.460
2	33.227	22.889	26.416	1:22.532	5	32.506	22.368	26.402	1:21.276	No.47 BERNARDOTTO ENRICO				
3	33.307	23.029	26.231	1:22.567	6	32.958	22.150	26.078	1:21.186	1	36.308	23.619	26.797	1:26.724
4	32.807	22.759	26.528	1:22.094	7	32.864	22.185	26.406	1:21.455	2	33.505	22.176	26.077	1:21.758
5	32.717	22.760	26.324	1:21.801	8	32.837	22.045	26.172	1:21.054	3	32.616	22.449	26.026	1:21.091
6	33.169	22.626	25.978	1:21.773	9	32.436	21.976	25.880	1:20.292	4	32.388	22.360	25.847	1:20.595
7	32.873	22.540	26.107	1:21.520	10	32.161	21.620	24.939	1:18.720	5	32.419	22.026	26.098	1:20.543
8	32.685	22.527	26.778	1:21.990	11	32.065	21.604	25.116	1:18.785	6	32.757	22.134	25.989	1:20.880
9	32.852	22.325	25.829	1:21.006	12	31.531	21.472	25.212	1:18.215	7	33.149	22.074	26.453	1:21.676
10	32.186	22.116	25.768	1:20.070	No.39 ZANCHETTA MARCO					8	33.008	22.178	25.883	1:21.069
11	31.979	21.944	25.185	1:19.108	1	35.478	23.389	25.930	1:24.797	9	32.636	22.634	25.810	1:21.080
12	31.517	21.469	25.998	1:18.984	2	32.607	22.345	25.903	1:20.855	10	32.012	21.734	25.197	1:18.943
No.33 SAVONA FEDERICO					3	32.955	22.294	25.871	1:21.120	11	32.224	21.595	24.999	1:18.818
1	36.070	23.864	29.070	1:29.004	4	32.055	22.727	25.575	1:20.357	12	31.993	21.621	24.699	1:18.313
2	33.349	23.737	26.749	1:23.835	5	31.723	21.765	25.546	1:19.034	No.49 HANSEN ANDREAS				
3	33.695	23.650	27.596	1:24.941	6	31.861	21.920	25.510	1:19.291	1	36.063	23.327	27.034	1:26.424
4	32.664	22.542	26.550	1:21.756	7	32.322	21.822	25.113	1:19.257	2	32.832	22.574	25.890	1:21.296
5	32.756	22.561	26.604	1:21.921	8	32.201	22.100	25.547	1:19.848	3	32.384	22.649	25.952	1:20.985
6	32.789	22.475	26.680	1:21.944	9	32.114	21.843	24.969	1:18.926	4	32.492	22.115	26.096	1:20.703
7	33.344	22.313	26.389	1:22.046	10	32.278	21.626	24.819	1:18.723	5	32.932	21.901	26.893	1:21.726
8	33.126	22.483	25.937	1:21.546	11	31.909	21.787	24.921	1:18.617	6	32.730	22.469	25.834	1:21.033
9	32.421	22.338	26.281	1:21.040	12	33.047	21.611	24.860	1:19.518	7	33.123	22.158	26.086	1:21.367
10	32.390	22.420	25.965	1:20.775	No.41 SESSA ENNIO					8	32.881	22.249	25.808	1:20.938
11	31.995	22.173	25.198	1:19.366	1	35.865	24.600	28.477	1:28.942	9	32.715	22.525	26.123	1:21.363
12	32.080	21.873	25.392	1:19.345	2	34.532	23.237	26.877	1:24.646	10	32.344	21.692	30.174	1:24.210
No.34 FEDERER FABIAN					3	33.592	23.064	27.154	1:23.810	11	32.351	21.771	25.411	1:19.533
1	34.903	22.346	26.521	1:23.770	4	33.960	23.034	26.673	1:23.667	12	31.797	21.553	26.255	1:19.605
2	32.900	22.439	25.917	1:21.256	5	33.336	22.998	26.229	1:22.563	No.50 CAMPONESCHI FLAVIO				
3	33.044	22.209	25.523	1:20.776	6	32.862	22.532	26.208	1:21.602	1	34.322	22.705	26.126	1:23.153
4	32.423	23.572	25.692	1:21.687	7	33.283	22.763	26.138	1:22.184	2	32.459	22.380	25.657	1:20.496
5	31.720	21.936	25.292	1:18.948	8	33.459	22.350	26.167	1:21.976	3	32.509	22.452	26.177	1:21.138
6	31.940	22.180	25.206	1:19.326	9	32.842	22.786	25.928	1:21.556	4	33.051	22.225	25.721	1:20.997
7	32.564	21.874	25.224	1:19.662	10	33.166	22.634	26.686	1:22.486	5	32.428	22.229	25.512	1:20.169
8	32.437	21.824	25.345	1:19.606	11	32.530	22.411	25.297	1:20.238	6	32.409	22.228	25.898	1:20.535
9	32.021	21.847	24.917	1:18.785	12	33.085	22.675	25.776	1:21.536	No.52 PARKINS NATHAN				
10	32.058	21.619	24.952	1:18.629	No.46 TORNQVIST BENJAMIN					1	36.060	25.355	28.861	1:30.276
11	31.804	21.852	24.805	1:18.461	1	36.154	24.395	27.654	1:28.203	2	33.627	23.689	26.670	1:23.986
12	32.234	21.788	24.980	1:19.002	2	34.089	23.864	27.338	1:25.291	3	33.455	23.307	27.308	1:24.070
No.36 MARTINEZ GIOVANNI					3	33.939	23.534	27.640	1:25.113	4	33.562	24.089	27.402	1:25.053
1	35.676	24.435	28.184	1:28.295	4	33.594	23.181	27.051	1:23.826	5	33.232	23.586	26.775	1:23.593
2	33.477	23.390	27.074	1:23.941	5	33.331	22.942	26.993	1:23.266	6	33.772	23.206	27.312	1:24.290
3	33.229	23.255	27.908	1:24.392	6	33.302	23.077	26.682	1:23.061	7	33.354	23.286	26.893	1:23.533
4	34.230	23.303	25.768	1:23.301	7	33.538	23.157	26.873	1:23.568	8	33.094	22.798	27.716	1:23.608



KZ2

KZ2 Pre Final A (PFA)

For information purposes. No official / regulatory value

Lap Time Analysis

Laps	Sector 1	Sector 2	Sector 3	Lap Time	Laps	Sector 1	Sector 2	Sector 3	Lap Time
9	33.526	23.018	26.929	1:23.473	4	32.489	22.228	25.693	1:20.410
10	32.648	23.296	27.179	1:23.123	5	32.176	22.122	25.317	1:19.615
11	32.576	23.563	26.070	1:22.209	6	32.289	22.056	25.508	1:19.853
12	32.411	22.888	26.101	1:21.400	7	31.932	22.176	25.686	1:19.794
No.53 WERNERSSON JESPER									
1	35.579	24.335	32.246	1:32.160	8	32.657	22.186	25.277	1:20.120
2	34.996	24.015	27.499	1:26.510	9	32.131	21.836	25.373	1:19.340
3	34.453	23.795	26.722	1:24.970	10	31.952	21.821	25.394	1:19.167
4	33.555	23.134	27.126	1:23.815	11	31.751	21.683	25.120	1:18.554
5	33.745	22.917	26.742	1:23.404	12	31.869	21.617	24.815	1:18.301
6	33.891	22.978	26.424	1:23.293					
7	33.656	23.131	26.829	1:23.616					
8	33.738	23.303	27.173	1:24.214					
9	33.557	22.936	26.828	1:23.321					
10	33.506	22.840	26.768	1:23.114					
11	33.577	22.788	26.200	1:22.565					
12	33.034	22.860	26.646	1:22.540					
No.56 MANDOZZI GIORGIO									
1	36.360	24.583	27.616	1:28.559					
2	34.324	23.814	26.772	1:24.910					
3	34.751	24.128	26.970	1:25.849					
4	33.893	23.515	26.775	1:24.183					
5	33.260	23.586	27.178	1:24.024					
6	33.357	22.610	27.480	1:23.447					
7	33.789	22.880	26.842	1:23.511					
8	33.393	22.457	26.612	1:22.462					
9	33.239	22.391	26.401	1:22.031					
10	33.445	22.331	26.091	1:21.867					
11	33.292	22.254	25.571	1:21.117					
12	33.203	22.727	26.627	1:22.557					
No.64 GRANT RYAN									
1	36.004	23.889	28.384	1:28.277					
2	33.927	22.840	26.009	1:22.776					
3	33.531	22.474	26.236	1:22.241					
4	33.192	22.838	25.824	1:21.854					
5	32.842	22.810	26.066	1:21.718					
6	33.008	22.427	26.028	1:21.463					
7	32.994	22.439	25.754	1:21.187					
8	33.029	22.413	26.393	1:21.835					
9	32.967	22.448	26.035	1:21.450					
10	32.758	22.246	25.984	1:20.988					
11	32.669	22.207	25.404	1:20.280					
12	32.830	22.732	25.779	1:21.341					
No.77 LAMMERS BAS									
1	33.652	22.425	25.989	1:22.066					
2	32.517	22.321	25.613	1:20.451					
3	32.248	22.203	25.845	1:20.296					






KZ2

Document 28

KZ2 Pre Final A (PFA)

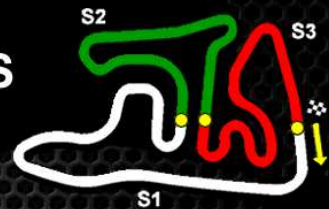
Starting Grid

Subject to scrutineering & sporting investigations

56	MANDOZZI GIORGIO INTREPID / TM / BRIDG		14	41	SESSA ENNIO BIREL / TM / BRIDG	
5	VIGANO MATTEO TOP KART / PARILLA / BRIDG		13	36	MARTINEZ GIOVANNI CRG / MAXTER / BRIDG	
46	TORNQVIST BENJAMIN CRG / TM / BRIDG		12	52	PARKINS NATHAN ZANARDI / PARILLA / BRIDG	
33	SAVONA FEDERICO INTREPID / TM / BRIDG		11	64	GRANT RYAN MARANELLO / TM / BRIDG	
32	BRAND EDWARD INTREPID / TM / BRIDG		10	53	WERNERSSON JESPER CRG / TM / BRIDG	
49	HANSEN ANDREAS TONY KART / VORTEX / BRIDG		9	37	CORBERI LUCA KOSMIC / VORTEX / BRIDG	
29	DE RUWE XEN ART GP / MODENA / BRIDG		8	47	BERNARDOTTO ENRICO MARANELLO / TM / BRIDG	
4	CUNATI SIMONE TOP KART / PARILLA / BRIDG		7	12	CARLTON GARY TB KART / MODENA / BRIDG	
77	LAMMERS BAS FK / PARILLA / BRIDG		6	2	CESETTI SAURO TOP KART / TM / BRIDG	
23	DALE ANDREA CRG / MAXTER / BRIDG		5	34	FEDERER FABIAN CRG / MAXTER / BRIDG	
39	ZANCHETTA MARCO MARANELLO / TM / BRIDG		4	18	FORE DAVIDE CRG / TM / BRIDG	
7	TORSELLINI MIRKO ART GP / TM / BRIDG		3	11	TILLOCA LUCA ART GP / MODENA / BRIDG	
6	HANLEY BENJAMIN ART GP / TM / BRIDG		2	1	NEGRO RICCARDO TOP KART / TM / BRIDG	
50	CAMPONESCHI FLAVIO TONY KART / VORTEX / BRIDG		1	31	KOZLINSKI ARNAUD INTREPID / TM / BRIDG	

POLE POSITION

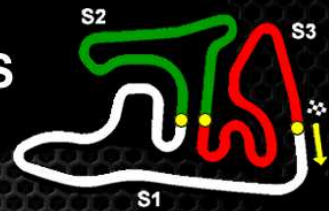




KZ2 Qualifying Heats (QH) Results

Subject to scrutineering & sporting investigations

Rnk	No.	Entrant	Nat	Driver	Nat	Equipment	QF	A-B	C-D	A-C	B-D	A-D	B-C	Points	Group
1	50	TONY KART RACING TEAM	ITA	CAMPONESCHI FLAVIO	ITA	TONY KART / VORTEX / BRIDG	1	0	-	0	-	0	-	0	A
2	51	TONY KART RACING TEAM	ITA	ARDIGO MARCO	ITA	TONY KART / VORTEX / BRIDG	2	4	-	-	0	-	0	4	B
3	31	INTREPID DRIVER PROGR	ITA	KOZLINSKI ARNAUD	FRA	INTREPID / TM / BRIDG	4	-	2	-	2	2	-	6	A
4	48	ZANARDI	NLD	DREEZEN RICK	BEL	ZANARDI / PARILLA / BRIDG	5	2	-	3	-	3	-	8	B
5	6	ART GRAND PRIX SRL	ITA	HANLEY BENJAMIN	GBR	ART GP / TM / BRIDG	10	3	-	-	3	-	3	9	A
6	10	BIREL MOTORSPORT	ITA	DE CONTO PAOLO	ITA	BIREL / TM / BRIDG	7	-	8	2	-	-	2	12	B
7	1	COMER TOP KART	ITA	NEGRO RICCARDO	ITA	TOP KART / TM / BRIDG	6	5	-	-	6	-	5	16	A
8	35	Crg SPA	ITA	TIENE FELICE	ITA	CRG / MAXTER / BRIDG	11	-	6	6	-	-	4	16	B
9	7	ART GRAND PRIX SRL	ITA	TORSELLINI MIRKO	ITA	ART GP / TM / BRIDG	27	-	7	8	-	-	7	22	A
10	21	PRAGA KART RACING	CZE	HAJEK PATRIK	CZE	PRAGA / PARILLA / BRIDG	12	-	14	-	5	4	-	23	B
11	11	ROA RACING	ITA	TILLOCA LUCA	ITA	ART GP / MODENA / BRIDG	25	8	-	11	-	8	-	27	A
12	57	ASD LG MOTORSPORT	ITA	CELENTA FRANCESCO	ITA	ENERGY / TM / BRIDG	14	12	-	-	7	-	9	28	B
13	39	Gerber Team Corse	CHE	ZANCHETTA MARCO	ITA	MARANELLO / TM / BRIDG	19	-	4	14	-	-	10	28	A
14	22	LUNDBERG DOUGLAS	SWE	LUNDBERG DOUGLAS	SWE	Alpha Karting / TM / BRIDG	28	-	5	-	10	13	-	28	B
15	18	DTK Racing Team Poland	POL	FORE DAVIDE	ITA	CRG / TM / BRIDG	20	-	13	-	9	7	-	29	A
16	20	PRAGA KART RACING	CZE	THONON JONATHAN	BEL	PRAGA / PARILLA / BRIDG	23	-	16	7	-	-	6	29	B
17	23	DALE ANDREA	ITA	DALE ANDREA	ITA	CRG / MAXTER / BRIDG	3	-	0	4	-	-	26	30	A
18	25	PRAGA KART RACING	CZE	PESCADOR JORGE	ESP	PRAGA / PARILLA / BRIDG	13	9	-	9	-	12	-	30	B
19	34	Crg SPA	ITA	FEDERER FABIAN	ITA	CRG / MAXTER / BRIDG	22	7	-	-	8	-	15	30	A
20	59	Crg SPA	ITA	LENNOX LAMB JORDON	GBR	CRG / MAXTER / BRIDG	15	-	3	5	-	-	25	33	B
21	77	FORMULA K	ITA	LAMMERS BAS	NLD	FK / PARILLA / BRIDG	33	14	-	15	-	6	-	35	A
22	26	LENZOKART	ITA	IGLESIAS JEREMY	FRA	LENZOKART / LKE / BRIDG	8	-	28	-	4	5	-	37	B
23	2	COMER TOP KART	ITA	CESETTI SAURO	ITA	TOP KART / TM / BRIDG	17	10	-	10	-	17	-	37	A
24	8	BIREL MOTORSPORT	ITA	PAAUWE MENNO	NLD	BIREL / TM / BRIDG	34	6	-	-	11	-	20	37	B
25	4	COMER TOP KART	ITA	CUNATI SIMONE	ITA	TOP KART / PARILLA / BRIDG	39	-	10	16	-	-	14	40	A
26	43	MOLLO CIRO	ITA	MOLLO CIRO	ITA	Rosso Korsa / TM / BRIDG	16	-	9	-	22	10	-	41	B
27	12	TB KART	ITA	CARLTON GARY	USA	TB KART / MODENA / BRIDG	47	-	12	17	-	-	12	41	A
28	14	ENERGY CORSE SRL	ITA	MARCON NICOLA	ITA	ENERGY / TM / BRIDG	32	-	18	-	13	11	-	42	B
29	29	ART GRAND PRIX FINLAND	FIN	DE RUWE XEN	BEL	ART GP / MODENA / BRIDG	38	17	-	-	14	-	11	42	A
30	9	BIREL MOTORSPORT	ITA	MIDRLA JAN	CZE	BIREL / TM / BRIDG	21	13	-	12	-	18	-	43	B
31	47	MARANELLO KART	ITA	BERNARDOTTO ENRICO	ITA	MARANELLO / TM / BRIDG	29	11	-	13	-	22	-	46	A
32	40	KK1	HRV	HABULIN KRISTIJAN	HRV	TB KART / MODENA / BRIDG	30	19	-	-	17	-	13	49	B
33	49	TONY KART RACING TEAM	ITA	HANSEN ANDREAS	DNK	TONY KART / VORTEX / BRIDG	42	18	-	-	12	-	19	49	A
34	16	Team Komarov	RUS	KARPOV KRILL	RUS	TONY KART / TM / BRIDG	31	-	15	19	-	-	17	51	B
35	37	CORBERI MARCO	ITA	CORBERI LUCA	ITA	KOSMIC / VORTEX / BRIDG	37	20	-	23	-	9	-	52	A
36	19	DTK Racing Team Poland	POL	IDZKOWSKI BARTOSZ	POL	CRG / MAXTER / BRIDG	24	-	19	-	19	15	-	53	B
37	32	INTREPID DRIVER PROGR	ITA	BRAND EDWARD	GBR	INTREPID / TM / BRIDG	26	16	-	-	20	-	18	54	A
38	42	DI POTO LUIGI	ITA	DI POTO LUIGI	ITA	FK / TM / BRIDG	51	-	17	21	-	-	16	54	B
39	53	CRG Holland	NLD	WERNERSSON JESPER	SWE	CRG / TM / BRIDG	44	-	11	-	24	20	-	55	A
40	38	MARANELLO KART	ITA	CAMPLESE LORENZO	ITA	MARANELLO / TM / BRIDG	18	27	-	-	21	-	8	56	B
41	33	INTREPID DRIVER PROGR	ITA	SAVONA FEDERICO	ITA	INTREPID / TM / BRIDG	41	26	-	18	-	14	-	58	A
42	28	PROSPERI ENRICO	ESP	ENRICO PROSPERI	ESP	CRG / TM / BRIDG	48	-	24	-	18	19	-	61	B
43	64	MARANELLO KART	ITA	GRANT RYAN	NZL	MARANELLO / TM / BRIDG	40	-	22	-	15	26	-	63	A
44	3	COMER TOP KART	ITA	BECCARIA MICHELE	ITA	TOP KART / PARILLA / BRIDG	52	-	23	-	16	25	-	64	B
45	46	CRG Holland	NLD	TORNQVIST BENJAMIN	SWE	CRG / TM / BRIDG	53	24	-	25	-	16	-	65	A
46	15	ENERGY CORSE SRL	ITA	ROMKEMA RICARDO	NLD	ENERGY / TM / BRIDG	45	28	-	20	-	21	-	69	B
47	52	ZANARDI	NLD	PARKINS NATHAN	ZAF	ZANARDI / PARILLA / BRIDG	46	22	-	-	25	-	22	69	A





















KZ2

Document 27.1

KZ2 Qualifying Heats (QH) Results

Subject to scrutineering & sporting investigations

Rnk	No.	Entrant	Nat	Driver	Nat	Equipment	Q ^P	A-B	C-D	A-C	B-D	A-D	B-C	Points	Group
48	27	Myszkier Auto Sport		MYSZKIER PAWEL		CRG / TM / BRIDG	49	23	-	22	-	24	-	69	B
49	5	COMER TOP KART		VIGANO MATTEO		TOP KART / PARILLA / BRIDG	9	15	-	27	-	28	-	70	A
50	45	CRG Holland		TORNQVIST MORGAN		CRG / PARILLA / BRIDG	43	-	20	24	-	-	27	71	B
51	36	Crg SPA		MARTINEZ GIOVANNI		CRG / MAXTER / BRIDG	36	-	26	-	23	23	-	72	A
52	54	BARBERINI COSIMO		BARBERINI COSIMO		INTREPID / TM / BRIDG	35	-	25	28	-	-	21	74	B
53	56	MANDOZZI GIORGIO		MANDOZZI GIORGIO		INTREPID / TM / BRIDG	50	21	-	-	26	-	28	75	A
54	30	ART GRAND PRIX SRL		DOUBEK MARTIN		ART GP / TM / BRIDG	54	25	-	-	27	-	23	75	B
55	41	SESSA ENNIO		SESSA ENNIO		BIREL / TM / BRIDG	56	-	21	-	28	27	-	76	A
56	44	MATTU BASTIANO		MELAS RICCARDO		CRG / TM / BRIDG	55	-	27	26	-	-	24	77	B

KZ2
Document 26

KZ2 Qualifying Heat B-C

Results

Subject to scrutineering & sporting investigations

Rnk	No.	Entrant	Nat	Driver	Nat	Equipment	Laps	Gap	Interv.	Best Lap	Points
1	51	TONY KART RACING TEAM	ITA	ARDIGO MARCO	ITA	TONY KART / VORTEX / BRIDG	9			1:05.778	0
2	10	BIREL MOTORSPORT	ITA	DE CONTO PAOLO	ITA	BIREL / TM / BRIDG	9	0.650	0.650	1:06.154	2
3	6	ART GRAND PRIX SRL	ITA	HANLEY BENJAMIN	GBR	ART GP / TM / BRIDG	9	2.603	1.953	1:05.961	3
4	35	Crg SPA	ITA	TIENE FELICE	ITA	CRG / MAXTER / BRIDG	9	4.024	1.421	1:06.155	4
5	1	COMER TOP KART	ITA	NEGRO RICCARDO	ITA	TOP KART / TM / BRIDG	9	4.565	0.541	1:06.293	5
6	20	PRAGA KART RACING	CZE	THONON JONATHAN	BEL	PRAGA / PARILLA / BRIDG	9	5.388	0.823	1:05.987	6
7	7	ART GRAND PRIX SRL	ITA	TORSELLINI MIRKO	ITA	ART GP / TM / BRIDG	9	5.733	0.345	1:06.029	7
8	38	MARANELLO KART	ITA	CAMPLESE LORENZO	ITA	MARANELLO / TM / BRIDG	9	5.924	0.191	1:06.094	8
9	57	ASD LG MOTORSPORT	ITA	CELENTA FRANCESCO	ITA	ENERGY / TM / BRIDG	9	6.848	0.924	1:06.251	9
10	39	Gerber Team Corse	CHE	ZANCHETTA MARCO	ITA	MARANELLO / TM / BRIDG	9	6.869	0.021	1:06.166	10
11	29	ART GRAND PRIX FINLAN	FIN	DE RUWE XEN	BEL	ART GP / MODENA / BRIDG	9	9.968	3.099	1:06.517	11
12	12	TB KART	ITA	CARLTON GARY	USA	TB KART / MODENA / BRIDG	9	10.270	0.302	1:06.526	12
13	40	KK1	HRV	HABULIN KRISTIJAN	HRV	TB KART / MODENA / BRIDG	9	10.763	0.493	1:06.569	13
14	4	COMER TOP KART	ITA	CUNATI SIMONE	ITA	TOP KART / PARILLA / BRIDG	9	11.316	0.553	1:06.434	14
15	34	Crg SPA	ITA	FEDERER FABIAN	ITA	CRG / MAXTER / BRIDG	9	11.380	0.064	1:06.054	15
16	42	DI POTO LUIGI	ITA	DI POTO LUIGI	ITA	FK / TM / BRIDG	9	12.684	1.304	1:06.608	16
17	16	Team Komarov	RUS	KARPOV KRILL	RUS	TONY KART / TM / BRIDG	9	13.154	0.470	1:06.578	17
18	32	INTREPID DRIVER PROGR	ITA	BRAND EDWARD	GBR	INTREPID / TM / BRIDG	9	13.477	0.323	1:06.608	18
19	49	TONY KART RACING TEAM	ITA	HANSEN ANDREAS	DNK	TONY KART / VORTEX / BRIDG	9	15.162	1.685	1:06.151	19
20	8	BIREL MOTORSPORT	ITA	PAAUWE MENNO	NLD	BIREL / TM / BRIDG	9	15.691	0.529	1:06.480	20
21	54	BARBERINI COSIMO	ITA	BARBERINI COSIMO	ITA	INTREPID / TM / BRIDG	9	17.158	1.467	1:06.325	21
22	52	ZANARDI	NLD	PARKINS NATHAN	ZAF	ZANARDI / PARILLA / BRIDG	9	18.172	1.014	1:06.842	22
23	30	ART GRAND PRIX SRL	ITA	DOUBEK MARTIN	CZE	ART GP / TM / BRIDG	9	19.211	1.039	1:07.219	23
24	44	MATTU BASTIANO	ITA	MELAS RICCARDO	ITA	CRG / TM / BRIDG	9	19.783	0.572	1:07.111	24
25	59	Crg SPA	ITA	LENNOX LAMB JORDON	GBR	CRG / MAXTER / BRIDG	6	3 Laps	3 Laps	1:06.420	25
26	23	DALE ANDREA	ITA	DALE ANDREA	ITA	CRG / MAXTER / BRIDG	1	8 Laps	5 Laps	1:09.375	26
27	45	CRG Holland	NLD	TORNQVIST MORGAN	SWE	CRG / PARILLA / BRIDG	0	9 Laps	1 Lap		27
28	56	MANDOZZI GIORGIO	ITA	MANDOZZI GIORGIO	ITA	INTREPID / TM / BRIDG	0	9 Laps	0.205		28

Leaders : No.51 ARDIGO MARCO (1-2) / No.10 DE CONTO PAOLO (3-7) / No.51 ARDIGO MARCO (8-9)

Start Time : 22/03 - 16:51:41

Best Lap : No.51 ARDIGO MARCO 1:05.778 92,98 Kph

Weather : Slightly cloudy Air : 20°C Track : Dry

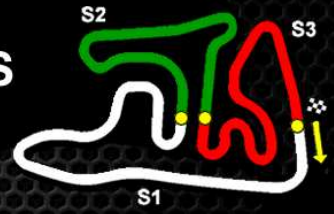
Event Record : No.50 CAMPONESCHI FLAVIO 1:04.937 94,18 Kph



WSK SUPER MASTER SERIES

SARNO 20 - 23.03.2014

ITALY

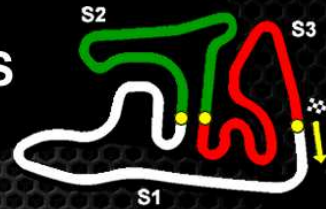


KZ2 Qualifying Heat B-C

Lap Chart

For information purposes. No official / regulatory value

	1	2	3	4	5	6	7	8	9	10	11	12	13	14	15	16	17	18	19	20	21	22	23	24	25	26	27	28
Grid	51	23	1	10	6	35	57	59	38	39	34	20	32	7	40	16	8	54	29	4	49	45	52	12	56	42	30	44
Start	51	23	10	1	6	35	57	38	59	39	20	7	54	16	40	29	49	4	52	8	45	12	34	42	56	30	32	44
Lap 1 Interval	51	10 0.2	23 0.4	1 0.6	57 0.4	59 0.2	6 0.5	35 0.1	20 0.1	7 0.1	39 0.2	38 0.2	54 0.2	49 0.1	29 0.3	8 0.3	12 0.2	40 0.4	52 0.1	4 0.2	42 0.8	16 0.1	34 0.0	30 0.2	32 0.1	44 0.3		
Lap 2	51	10 0.1	1 2.0	59 0.6	57 0.0	6 0.0	35 0.1	20 0.3	7 0.8	39 0.3	38 0.2	8 0.2	29 0.0	12 0.1	40 0.1	52 0.5	4 0.3	42 0.5	34 0.6	16 0.4	32 0.4	44 0.3	30 0.2	49 0.2	54 2.7	54 2.5		
Lap 3	10	51 0.1	1 2.1	6 0.5	35 0.2	20 0.1	7 0.9	57 0.4	39 0.1	38 0.6	29 1.3	12 0.1	40 0.3	52 0.3	4 0.2	42 0.6	34 0.1	16 0.2	32 0.5	44 0.4	30 0.4	8 2.4	49 0.5	54 1.7	59 1:15			
Lap 4	10	51 0.2	1 2.3	6 0.1	35 0.6	20 0.2	7 0.4	57 0.9	39 0.2	38 0.1	29 1.9	12 0.1	40 0.4	4 1.0	42 0.1	34 0.1	16 0.5	32 0.1	30 1.5	44 0.2	52 0.2	8 0.6	49 0.7	54 1.4	59 1:16			
Lap 5	10	51 0.2	6 2.2	1 0.3	35 0.5	20 0.2	7 0.1	57 1.1	38 0.5	39 0.1	29 1.8	12 0.2	40 0.5	4 0.9	42 0.4	34 0.1	16 0.7	32 0.1	30 2.0	52 0.2	8 0.0	49 0.6	44 0.6	54 0.4	59 1:16			
Lap 6	10	51 0.2	6 2.2	1 0.6	35 0.3	7 0.5	20 0.0	57 1.0	38 0.2	39 0.3	29 2.4	12 0.2	40 0.3	4 0.8	34 0.8	42 0.3	16 0.4	32 0.2	8 2.3	52 0.4	49 0.2	30 0.4	54 0.5	44 0.5	56 1:15			
Lap 7	10	51 0.2	6 2.1	1 0.9	35 0.2	7 0.4	20 0.2	57 1.0	38 0.1	39 0.2	29 2.7	12 0.2	40 0.2	4 0.7	34 0.4	42 0.9	16 0.3	32 0.5	8 1.9	49 0.3	52 0.6	54 1.0	30 0.4	44 0.5				
Lap 8	51	10 0.3	6 2.0	1 1.1	35 0.2	7 0.2	20 0.1	38 1.3	57 0.3	39 0.2	29 2.9	12 0.2	40 0.4	4 0.4	34 0.2	42 1.3	16 0.4	32 0.4	49 1.9	8 0.3	52 0.8	54 0.4	30 1.3	44 0.7				
Lap 9	51	10 0.6	6 1.9	35 1.4	1 0.5	20 0.8	7 0.3	38 0.1	57 0.9	39 0.0	29 3.0	12 0.3	40 0.4	4 0.5	34 0.0	42 1.3	16 0.4	32 0.3	49 1.6	8 0.5	54 1.4	52 1.0	30 1.0	44 0.5				

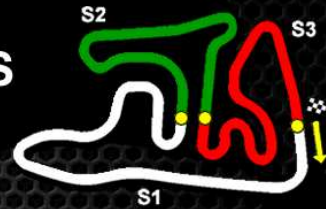


KZ2 Qualifying Heat B-C

Lap Time Analysis

For information purposes. No official / regulatory value

Laps	Sector 1	Sector 2	Sector 3	Lap Time	Laps	Sector 1	Sector 2	Sector 3	Lap Time	Laps	Sector 1	Sector 2	Sector 3	Lap Time
No.1 NEGRO RICCARDO					6	26.966	18.926	20.899	1:06.791	No.29 DE RUWE XEN				
1	29.330	19.266	21.112	1:09.708	7	26.836	18.902	20.742	1:06.480	1	29.587	19.635	21.211	1:10.433
2	27.224	19.634	20.954	1:07.812	8	26.806	19.131	21.031	1:06.968	2	27.113	19.013	21.973	1:08.099
3	27.106	18.995	20.989	1:07.090	9	26.890	18.844	20.769	1:06.503	3	27.203	19.936	21.241	1:08.380
4	26.909	19.057	20.851	1:06.817	No.10 DE CONTO PAOLO					4	27.352	18.938	20.971	1:07.261
5	27.104	18.944	20.856	1:06.904	1	28.700	19.055	20.900	1:08.655	5	26.913	18.930	20.884	1:06.727
6	26.784	18.933	20.768	1:06.485	2	26.976	19.071	20.842	1:06.889	6	26.954	18.951	20.925	1:06.830
7	26.687	18.872	20.759	1:06.318	3	26.850	18.962	20.989	1:06.801	7	26.824	18.857	20.836	1:06.517
8	26.776	18.829	20.688	1:06.293	4	26.874	18.953	20.759	1:06.586	8	26.874	18.885	20.798	1:06.557
9	27.169	18.989	20.747	1:06.905	5	26.825	18.901	20.800	1:06.526	9	26.996	18.951	20.850	1:06.797
No.4 CUNATI SIMONE					6	26.777	18.811	20.679	1:06.267	No.30 DOUBEK MARTIN				
1	30.758	19.588	21.382	1:11.728	7	26.690	18.826	20.638	1:06.154	1	30.608	20.059	21.969	1:12.636
2	27.638	19.110	21.145	1:07.893	8	26.901	18.794	20.672	1:06.367	2	28.660	19.308	21.310	1:09.278
3	26.996	19.965	21.375	1:08.336	9	26.743	18.823	20.638	1:06.204	3	27.241	19.714	21.194	1:08.149
4	27.058	19.503	21.326	1:07.887	No.12 CARLTON GARY					4	27.287	19.122	21.592	1:08.001
5	26.777	19.006	20.911	1:06.694	1	29.814	19.554	21.393	1:10.761	5	27.326	19.255	21.127	1:07.708
6	26.709	18.926	20.857	1:06.492	2	27.137	18.968	21.572	1:07.677	6	27.776	19.342	21.101	1:08.219
7	26.620	18.973	20.841	1:06.434	3	27.294	19.957	21.173	1:08.424	7	27.233	19.517	21.132	1:07.882
8	26.755	18.869	20.848	1:06.472	4	27.430	18.992	20.879	1:07.301	8	27.112	19.086	21.021	1:07.219
9	26.694	19.009	21.247	1:06.950	5	26.958	18.927	20.860	1:06.745	9	27.181	19.088	21.027	1:07.296
No.6 HANLEY BENJAMIN					6	26.870	19.100	20.860	1:06.830	No.32 BRAND EDWARD				
1	29.182	19.678	21.825	1:10.685	7	26.818	19.035	20.749	1:06.602	1	31.448	19.620	21.740	1:12.808
2	26.941	19.409	21.034	1:07.384	8	26.793	19.012	20.721	1:06.526	2	27.553	19.401	21.546	1:08.500
3	27.070	18.860	20.908	1:06.838	9	26.988	19.027	20.822	1:06.837	3	26.953	19.505	21.355	1:07.813
4	26.703	18.834	20.882	1:06.419	No.16 KARPOV KRILL					4	26.915	19.223	21.194	1:07.332
5	26.726	18.888	20.756	1:06.370	1	29.866	21.128	22.269	1:13.263	5	27.131	19.059	21.046	1:07.236
6	26.626	18.888	20.733	1:06.247	2	27.551	19.651	21.361	1:08.563	6	26.892	18.958	21.033	1:06.883
7	26.565	18.813	20.583	1:05.961	3	27.041	19.607	21.038	1:07.686	7	26.803	18.949	21.068	1:06.820
8	26.606	18.855	20.624	1:06.085	4	27.198	19.408	21.094	1:07.700	8	26.891	18.916	20.830	1:06.637
9	26.512	18.796	20.811	1:06.119	5	27.083	19.001	21.125	1:07.209	9	26.776	18.922	20.910	1:06.608
No.7 TORSELLINI MIRKO					6	26.893	19.013	20.871	1:06.777	No.34 FEDERER FABIAN				
1	29.378	19.233	21.584	1:10.195	7	26.794	18.920	20.864	1:06.578	1	31.055	19.893	21.590	1:12.538
2	27.161	19.242	21.957	1:08.360	8	26.840	18.984	20.885	1:06.709	2	27.658	19.353	21.036	1:08.047
3	27.009	18.971	20.817	1:06.797	9	26.854	18.996	20.898	1:06.748	3	27.076	19.872	20.935	1:07.883
4	26.821	18.835	20.741	1:06.397	No.20 THONON JONATHAN					4	27.348	19.106	20.941	1:07.395
5	26.816	18.797	20.755	1:06.368	1	29.226	19.175	21.737	1:10.138	5	26.972	18.986	21.053	1:07.011
6	26.750	18.895	20.778	1:06.423	2	27.057	19.464	21.134	1:07.655	6	27.099	18.856	20.758	1:06.713
7	26.602	18.826	20.699	1:06.127	3	26.938	18.861	20.894	1:06.693	7	26.571	18.813	20.670	1:06.054
8	26.594	18.771	20.664	1:06.029	4	27.091	18.830	20.968	1:06.889	8	26.583	18.917	20.754	1:06.254
9	27.095	19.364	21.152	1:07.611	5	26.865	18.856	20.985	1:06.706	9	26.578	19.011	21.183	1:06.772
No.8 PAAUWE MENNO					6	27.081	18.873	20.708	1:06.662	No.35 TIENE FELICE				
1	29.655	19.589	21.325	1:10.569	7	26.694	18.793	20.756	1:06.243	1	29.558	19.222	21.757	1:10.537
2	27.026	19.083	21.608	1:07.717	8	26.584	18.731	20.672	1:05.987	2	27.017	19.499	20.962	1:07.478
3	27.219	26.105	21.147	1:14.471	9	26.894	19.299	20.903	1:07.096	3	27.029	18.891	21.000	1:06.920
4	26.935	18.912	20.961	1:06.808	No.23 DALE ANDREA					4	26.995	18.905	20.887	1:06.787
5	27.119	18.886	20.846	1:06.851	1	29.362	19.115	20.898	1:09.375	5	26.893	18.876	20.867	1:06.636



KZ2

KZ2 Qualifying Heat B-C

Lap Time Analysis

For information purposes. No official / regulatory value

Laps	Sector 1	Sector 2	Sector 3	Lap Time	Laps	Sector 1	Sector 2	Sector 3	Lap Time	Laps	Sector 1	Sector 2	Sector 3	Lap Time		
6	26.668	18.906	20.719	1:06.293	2	27.889	19.186	21.413	1:08.488	9	26.599	18.867	21.168	1:06.634		
7	26.640	18.870	20.750	1:06.260	3	27.165	19.460	21.311	1:07.936	No.57 CELENTA FRANCESCO						
8	26.691	18.838	20.682	1:06.211	4	27.356	19.120	22.253	1:08.729	1	29.070	19.218	21.310	1:09.598		
9	26.659	18.743	20.753	1:06.155	5	28.278	19.854	21.054	1:09.186	2	27.033	19.584	21.422	1:08.039		
No.38 CAMPLESE LORENZO					6	27.642	18.918	21.054	1:07.614	3	28.334	19.228	21.169	1:08.731		
1	30.154	19.549	21.391	1:11.094	7	27.108	19.130	21.108	1:07.346	4	26.864	19.013	21.068	1:06.945		
2	27.058	19.108	22.342	1:08.508	8	27.164	19.043	21.175	1:07.382	5	26.898	18.871	20.784	1:06.553		
3	27.414	19.074	20.882	1:07.370	9	27.180	18.952	20.979	1:07.111	6	26.786	18.864	20.746	1:06.396		
4	26.715	18.827	21.081	1:06.623	No.49 HANSEN ANDREAS					7	26.700	18.879	20.672	1:06.251		
5	26.856	18.949	20.830	1:06.635	1	29.359	19.271	21.365	1:09.995	8	27.040	18.818	20.801	1:06.659		
6	26.622	18.793	20.679	1:06.094	2	27.137	19.048	28.900	1:15.085	9	26.691	18.930	21.224	1:06.845		
7	26.698	18.822	20.708	1:06.228	3	27.957	19.369	20.977	1:08.303	No.59 LENNOX LAMB JORDON						
8	26.614	18.839	20.699	1:06.152	4	26.864	19.313	20.855	1:07.032	1	29.048	19.357	21.248	1:09.653		
9	26.655	18.859	20.722	1:06.236	5	26.743	19.203	20.852	1:06.798	2	27.027	19.546	21.170	1:07.743		
No.39 ZANCHETTA MARCO					6	26.855	19.080	20.800	1:06.735	3	1:53.529	20.002	21.421	2:34.952		
1	29.768	19.246	21.542	1:10.556	7	26.645	18.760	20.746	1:06.151	4	27.202	19.070	20.686	1:06.958		
2	27.160	19.137	22.228	1:08.525	8	26.656	18.878	20.807	1:06.341	5	26.810	18.968	20.642	1:06.420		
3	26.992	18.972	20.992	1:06.956	9	26.539	18.964	20.791	1:06.294	6	26.837	18.874	20.715	1:06.426		
4	26.948	18.955	21.183	1:07.086	No.51 ARDIGO MARCO											
5	26.897	19.283	20.830	1:07.010	1	28.823	18.997	20.968	1:08.788							
6	26.721	18.776	20.765	1:06.262	2	26.995	19.068	20.972	1:07.035							
7	26.619	18.800	20.747	1:06.166	3	27.211	18.892	20.983	1:07.086							
8	26.820	18.777	20.774	1:06.371	4	27.009	18.800	20.830	1:06.639							
9	26.700	18.788	21.177	1:06.665	5	26.833	18.845	20.884	1:06.562							
No.40 HABULIN KRISTIJAN					6	26.746	18.832	20.664	1:06.242							
1	30.229	19.751	21.445	1:11.425	7	26.718	18.722	20.685	1:06.125							
2	27.233	19.044	21.098	1:07.375	8	26.542	18.658	20.578	1:05.778							
3	27.361	19.963	21.365	1:08.689	9	26.653	18.643	20.639	1:05.935							
4	27.379	19.051	20.967	1:07.397	No.52 PARKINS NATHAN											
5	26.924	18.982	20.885	1:06.791	1	29.844	20.076	21.477	1:11.397							
6	26.913	18.885	20.831	1:06.629	2	27.340	19.144	21.278	1:07.762							
7	26.828	18.914	20.827	1:06.569	3	27.071	20.056	21.352	1:08.479							
8	27.039	18.945	20.763	1:06.747	4	27.118	21.302	22.818	1:11.238							
9	26.882	18.950	21.001	1:06.833	5	27.261	19.062	21.129	1:07.452							
No.42 DI POTO LUIGI					6	26.830	19.316	21.155	1:07.301							
1	30.660	19.879	21.761	1:12.300	7	27.097	19.010	20.922	1:07.029							
2	27.372	19.153	21.066	1:07.591	8	26.888	18.955	20.999	1:06.842							
3	26.948	20.283	21.140	1:08.371	9	26.875	18.945	22.324	1:08.144							
4	27.331	19.086	21.034	1:07.451	No.54 BARBERINI COSIMO											
5	26.925	19.063	20.958	1:06.946	1	29.630	19.286	21.471	1:10.387							
6	27.011	19.016	21.227	1:07.254	2	27.058	19.416	31.342	1:17.816							
7	26.837	18.960	20.855	1:06.652	3	27.383	19.058	21.017	1:07.458							
8	26.870	19.004	20.734	1:06.608	4	26.955	18.895	20.857	1:06.707							
9	26.911	19.049	20.801	1:06.761	5	26.790	18.869	20.812	1:06.471							
No.44 MELAS RICCARDO					6	27.012	18.847	20.779	1:06.638							
1	31.293	19.724	21.673	1:12.690	7	26.714	19.296	20.815	1:06.825							
						8	26.752	18.822	20.751	1:06.325						














KZ2

Document 18

KZ2 Qualifying Heat B-C

Starting Grid

Subject to scrutineering & sporting investigations

30	DOUBEK MARTIN ART GP / TM / BRIDG		14	44	MELAS RICCARDO CRG / TM / BRIDG	
56	MANDOZZI GIORGIO INTREPID / TM / BRIDG		13	42	DI POTO LUIGI FK / TM / BRIDG	
52	PARKINS NATHAN ZANARDI / PARILLA / BRIDG		12	12	CARLTON GARY TB KART / MODENA / BRIDG	
49	HANSEN ANDREAS TONY KART / VORTEX / BRIDG		11	45	TORNQVIST MORGAN CRG / PARILLA / BRIDG	
29	DE RUWE XEN ART GP / MODENA / BRIDG		10	4	CUNATI SIMONE TOP KART / PARILLA / BRIDG	
8	PAAUWE MENNO BIREL / TM / BRIDG		9	54	BARBERINI COSIMO INTREPID / TM / BRIDG	
40	HABULIN KRISTIJAN TB KART / MODENA / BRIDG		8	16	KARPOV KRILL TONY KART / TM / BRIDG	
32	BRAND EDWARD INTREPID / TM / BRIDG		7	7	TORSELLINI MIRKO ART GP / TM / BRIDG	
34	FEDERER FABIAN CRG / MAXTER / BRIDG		6	20	THONON JONATHAN PRAGA / PARILLA / BRIDG	
38	CAMPLESE LORENZO MARANELLO / TM / BRIDG		5	39	ZANCHETTA MARCO MARANELLO / TM / BRIDG	
57	CELENTA FRANCESCO ENERGY / TM / BRIDG		4	59	LENNOX LAMB JORDON CRG / MAXTER / BRIDG	
6	HANLEY BENJAMIN ART GP / TM / BRIDG		3	35	TIENE FELICE CRG / MAXTER / BRIDG	
1	NEGRO RICCARDO TOP KART / TM / BRIDG		2	10	DE CONTO PAOLO BIREL / TM / BRIDG	
51	ARDIGO MARCO TONY KART / VORTEX / BRIDG		1	23	DALE ANDREA CRG / MAXTER / BRIDG	

POLE POSITION



KZ2 Qualifying Heat A-D Results

Subject to scrutineering & sporting investigations

Rnk	No.	Entrant	Nat	Driver	Nat	Equipment	Laps	Gap	Interv.	Best Lap	Penalty	Points
1	50	TONY KART RACING TEAM	ITA	CAMPONESCHI FLAVIO	ITA	TONY KART / VORTEX / BRIDG	9			1:05.797		0
2	31	INTREPID DRIVER PRO	ITA	KOZLINSKI ARNAUD	FRA	INTREPID / TM / BRIDG	9	0.562	0.562	1:05.839		2
3	48	ZANARDI	NLD	DREEZEN RICK	BEL	ZANARDI / PARILLA / BRIDG	9	0.784	0.222	1:05.765		3
4	21	PRAGA KART RACING	CZE	HAJEK PATRIK	CZE	PRAGA / PARILLA / BRIDG	9	1.470	0.686	1:05.816		4
5	26	LENZOKART	ITA	IGLESIAS JEREMY	FRA	LENZOKART / LKE / BRIDG	9	2.725	1.255	1:06.001		5
6	77	FORMULA K	ITA	LAMMERS BAS	NLD	FK / PARILLA / BRIDG	9	3.460	0.735	1:05.815		6
7	18	DTK Racing Team Poland	POL	FORE DAVIDE	ITA	CRG / TM / BRIDG	9	4.084	0.624	1:06.066		7
8	11	ROA RACING	ITA	TILLOCA LUCA	ITA	ART GP / MODENA / BRIDG	9	5.517	1.433	1:05.987		8
9	37	CORBERI MARCO	ITA	CORBERI LUCA	ITA	KOSMIC / VORTEX / BRIDG	9	6.415	0.898	1:06.205		9
10	43	MOLLO CIRO	ITA	MOLLO CIRO	ITA	Rosso Korsa / TM / BRIDG	9	8.139	1.724	1:06.011		10
11	14	ENERGY CORSE SRL	ITA	MARCON NICOLA	ITA	ENERGY / TM / BRIDG	9	9.631	1.492	1:06.189		11
12	25	PRAGA KART RACING	CZE	PESCADOR JORGE	ESP	PRAGA / PARILLA / BRIDG	9	9.691	0.060	1:06.143		12
13	22	LUNDBERG DOUGLAS	SWE	LUNDBERG DOUGLAS	SWE	Alpha Karting / TM / BRIDG	9	10.075	0.384	1:06.078		13
14	33	INTREPID DRIVER PRO	ITA	SAVONA FEDERICO	ITA	INTREPID / TM / BRIDG	9	10.226	0.151	1:06.387		14
15	19	DTK Racing Team Poland	POL	IDZKOWSKI BARTOSZ	POL	CRG / MAXTER / BRIDG	9	10.895	0.669	1:06.489		15
16	46	CRG Holland	NLD	TORNQVIST BENJAMIN	SWE	CRG / TM / BRIDG	9	11.170	0.275	1:06.376		16
17	2	COMER TOP KART	ITA	CESETTI SAURO	ITA	TOP KART / TM / BRIDG	9	11.262	0.092	1:06.007		17
18	9	BIREL MOTORSPORT	ITA	MIDRLA JAN	CZE	BIREL / TM / BRIDG	9	12.220	0.958	1:05.953		18
19	28	PROSPERI ENRICO	ESP	ENRICO PROSPERI	ESP	CRG / TM / BRIDG	9	12.825	0.605	1:06.413		19
20	53	CRG Holland	NLD	WERNERSSON JESPE	SWE	CRG / TM / BRIDG	9	12.956	0.131	1:06.305		20
21	15	ENERGY CORSE SRL	ITA	ROMKEMA RICARDO	NLD	ENERGY / TM / BRIDG	9	13.675	0.719	1:06.079	+5.000	21
22	47	MARANELLO KART	ITA	BERNARDOTTO ENRICO	ITA	MARANELLO / TM / BRIDG	9	13.730	0.055	1:06.186		22
23	36	Crg SPA	ITA	MARTINEZ GIOVANNI	ITA	CRG / MAXTER / BRIDG	9	14.174	0.444	1:06.633		23
24	27	Myszkier Auto Sport	POL	MYSZKIER PAWEL	POL	CRG / TM / BRIDG	9	14.597	0.423	1:06.434		24
25	3	COMER TOP KART	ITA	BECCARIA MICHELE	ITA	TOP KART / PARILLA / BRIDG	9	16.876	2.279	1:06.589		25
26	64	MARANELLO KART	ITA	GRANT RYAN	NZL	MARANELLO / TM / BRIDG	9	17.554	0.678	1:06.624		26
27	41	SESSA ENNIO	ITA	SESSA ENNIO	ITA	BIREL / TM / BRIDG	9	18.403	0.849	1:06.742		27
28	5	COMER TOP KART	ITA	VIGANO MATTEO	ITA	TOP KART / PARILLA / BRIDG	9	41.547	23.144	1:06.147		28

No.15 ROMKEMA RICARDO : 5 sec time penalty for bad manoeuvre (art 2.24 CIK General Prescriptions). According to Stewards' Decision No.13.

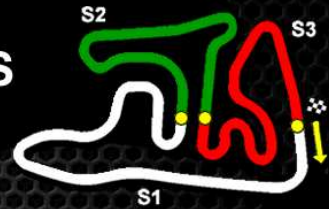
Leaders : No.50 CAMPONESCHI FLAVIO (1-9)

Start Time : 22/03 - 16:35:15

Best Lap : No.48 DREEZEN RICK 1:05.765 93,00 Kph

Weather : Slightly cloudy Air : 20°C Track : Dry

Event Record : No.50 CAMPONESCHI FLAVIO 1:04.937 94,18 Kph

**DOCUMENT N° 13****DÉCISION DES COMMISSAIRES SPORTIFS
STEWARDS' DECISION**

PÉNALITÉ INFLIGÉE AU CONCURRENT (NOM) : **ENERGY CORSE SRL**
PENALTY INFLICTED UPON THE ENTRANT (NAME):

NATIONALITÉ / NATIONALITY: **ITA**

N°: **15**
No.:

PILOTE : **ROMKEMA RICARDO**
DRIVER :

Concerne la partie de l'Épreuve : **KZ2 - Qualifying Heat A-D**
Concerns the part of the event:

ÉNONCÉ / STATEMENT:**5 sec time penalty in the above session concerned****MOTIF / REASON:**

The Driver concerned was involved in an incident. In the Heat/Race concerned in 9 lap by post 11 he pushed the kart in front of him an following of this manoevre he takes an advantage (proved by relevant video sequence). Having considered the video and after hearing the Entrant concerned, the Stewards assess this manoevre as an incident according art 2.24 CIK GP. This decision is made in application of art. 2.24 CIK GP and art. 12 CODE

Décision annoncée
Decision announced

Date / Date: **22/03/2014**

Heure / Time: **17:26**

Nom / Name

Signature

Président du Collège / *Chairman of the Panel:*

Oronzo Di Bari (I) :

Membres du Collège / *Members of the Panel:*

Giovanni Valentino (I) :

Nicola Giorgione (I) :

NOTIFICATION AU CONCURRENT CONCERNÉ / NOTIFICATION TO THE RELEVANT ENTRANT

Je soussigné :

I undersigned: Nom personnel / *personal name*

Représentant du Concurrent : **ENERGY CORSE SRL**

Representing the Entrant: Nom du Concurrent / *Entrant's name*

Certifie avoir reçu notification du document N° **13** des Commissaires Sportifs de l'Épreuve.
Certify that I have been notified of document No. *by the Stewards of the Meeting.*

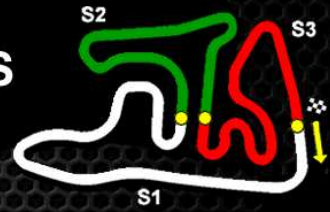
Date : Heure / Time: Signature :



WSK SUPER MASTER SERIES

SARNO 20 - 23.03.2014

ITALY



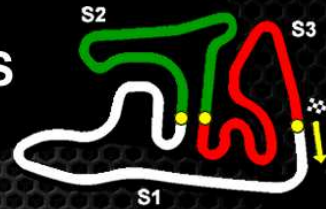
KZ2

KZ2

Qualifying Heat A-D Lap Chart

For information purposes. No official / regulatory value

	1	2	3	4	5	6	7	8	9	10	11	12	13	14	15	16	17	18	19	20	21	22	23	24	25	26	27	28
Grid	50	31	48	26	5	21	25	43	2	18	9	19	11	22	47	14	77	36	37	64	33	53	15	28	27	3	46	41
Start	50	31	26	48	5	21	43	25	18	2	19	9	22	11	47	14	77	64	37	53	33	28	3	15	41	27	46	36
Lap 1 Interval	50	26 0.3	31 0.0	48 0.3	5 0.4	21 0.1	18 0.2	25 0.2	47 0.3	77 0.0	11 0.5	19 0.2	37 0.3	14 0.5	64 0.2	33 0.2	15 0.2	43 0.2	28 0.4	46 0.2	27 0.4	41 0.2	3 0.1	53 0.0	36 0.2	22 0.5	2 0.1	9 0.2
Lap 2	50	31 0.4	48 0.3	26 0.2	21 0.3	18 0.6	25 0.2	5 0.3	77 0.3	11 0.6	37 0.1	47 0.1	19 0.0	14 0.2	15 0.5	43 0.8	33 0.3	28 0.1	46 0.1	41 0.3	36 0.7	22 0.5	27 0.1	2 0.4	53 0.0	3 0.1	64 0.1	9 0.1
Lap 3	50	31 0.4	48 0.1	21 0.6	26 0.2	18 0.8	25 0.3	77 0.4	5 0.1	11 0.5	37 0.3	47 0.8	14 0.1	15 0.2	43 0.2	19 0.4	33 0.1	46 0.7	41 0.4	28 0.2	22 0.4	36 0.1	27 0.4	53 0.7	64 0.2	2 0.2	3 0.3	9 0.5
Lap 4	50	31 0.3	48 0.3	21 0.5	26 0.3	18 0.8	25 0.3	77 0.2	5 0.4	11 0.3	37 0.5	47 0.7	14 0.1	43 0.3	15 0.2	33 0.5	19 0.4	46 0.8	41 0.2	22 0.1	28 0.5	36 0.3	27 0.1	53 0.3	2 0.4	64 0.2	3 0.3	9 0.1
Lap 5	50	31 0.4	48 0.2	21 0.6	26 0.3	18 0.9	77 0.4	25 0.4	5 0.2	11 0.2	37 0.8	47 0.8	43 0.5	15 0.2	14 0.2	33 0.2	19 0.6	22 0.9	46 0.2	41 0.2	28 0.2	36 0.4	53 0.2	2 0.4	27 0.1	64 0.3	9 0.1	3 0.4
Lap 6	50	31 0.4	48 0.2	21 0.4	26 0.5	18 1.1	77 0.0	11 1.7	37 0.4	47 0.7	43 0.3	15 0.6	14 0.7	25 0.2	33 0.2	19 0.3	22 0.1	46 0.7	28 0.5	53 0.4	2 0.1	41 0.6	36 0.1	9 0.1	27 0.3	64 0.1	3 0.3	5 0.1
Lap 7	50	31 0.4	48 0.1	21 0.6	26 0.6	77 1.2	18 0.3	11 1.3	37 0.7	47 0.6	43 0.2	15 0.6	14 0.8	25 0.5	33 0.2	22 0.1	19 0.5	46 0.5	28 0.5	2 0.4	53 0.3	9 0.4	36 0.8	27 0.7	3 0.8	41 0.2	64 0.1	5 0.1
Lap 8	50	31 0.5	48 0.1	21 0.6	26 0.8	77 1.0	18 0.5	11 1.2	37 0.8	47 0.7	43 0.0	15 0.6	14 1.0	25 0.3	22 0.4	33 0.4	19 0.6	46 0.3	2 0.4	28 0.4	9 0.3	53 0.3	36 1.2	27 0.6	3 1.1	64 0.1	41 0.3	5 0.1
Lap 9	50	31 0.5	48 0.2	21 0.6	26 1.2	77 0.7	18 0.6	11 1.4	37 0.8	47 1.7	43 0.5	15 0.9	14 0.0	25 0.3	22 0.1	33 0.6	19 0.2	46 0.0	2 0.9	9 0.6	28 0.1	53 0.7	36 0.4	27 0.4	3 2.2	64 0.6	41 0.8	5 0.1



KZ2

KZ2 Qualifying Heat A-D

Lap Time Analysis

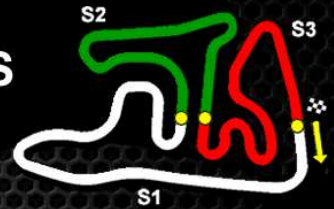
For information purposes. No official / regulatory value

Laps	Sector 1	Sector 2	Sector 3	Lap Time	Laps	Sector 1	Sector 2	Sector 3	Lap Time	Laps	Sector 1	Sector 2	Sector 3	Lap Time
No.2 CESETTI SAURO					No.14 MARCON NICOLA					No.22 LUNDBERG DOUGLAS				
1	34.848	19.179	21.051	1:15.078	6	27.124	18.809	20.739	1:06.672	2	26.976	19.041	20.882	1:06.899
2	27.287	19.414	21.327	1:08.028	7	26.597	18.750	20.640	1:05.987	3	26.789	18.934	20.690	1:06.413
3	28.029	19.080	20.799	1:07.908	8	26.735	18.762	20.614	1:06.111	4	26.629	18.833	20.677	1:06.139
4	26.765	18.794	20.764	1:06.323	9	26.746	18.803	20.697	1:06.246	5	26.578	18.784	20.640	1:06.002
5	26.587	18.753	21.055	1:06.395	No.15 ROMKEMA RICARDO					6	26.468	18.748	20.600	1:05.816
6	26.599	18.682	20.730	1:06.011	1	30.263	19.506	21.352	1:11.121	7	26.510	18.766	20.651	1:05.927
7	26.948	18.703	20.601	1:06.252	2	27.147	19.064	20.905	1:07.116	8	26.622	18.732	20.691	1:06.045
8	26.610	18.789	20.608	1:06.007	3	27.416	19.002	20.916	1:07.334	9	26.642	18.712	20.527	1:05.881
9	26.617	18.724	20.666	1:06.007	4	26.787	18.878	20.709	1:06.374	No.25 PESCADOR JORGE				
No.3 BECCARIA MICHELE					5	26.832	19.309	21.166	1:07.307	1	33.901	19.392	21.263	1:14.556
1	30.571	20.317	21.872	1:12.760	6	27.013	19.190	20.727	1:06.930	2	27.212	19.194	21.120	1:07.526
2	27.742	19.794	21.701	1:09.237	7	26.748	18.773	20.668	1:06.189	3	26.915	18.917	20.897	1:06.729
3	27.695	19.290	21.024	1:08.009	8	26.774	18.894	20.661	1:06.329	4	26.635	18.863	20.699	1:06.197
4	26.751	18.994	20.844	1:06.589	9	26.759	18.823	21.460	1:07.042	5	26.876	18.831	20.675	1:06.382
5	27.052	18.962	20.815	1:06.829	No.18 FORE DAVIDE					6	26.585	18.775	20.720	1:06.080
6	26.831	18.942	20.913	1:06.686	1	30.213	19.495	21.338	1:11.046	7	26.719	18.718	20.641	1:06.078
7	27.242	19.363	21.140	1:07.745	2	26.953	19.097	20.875	1:06.925	8	26.704	18.844	20.673	1:06.221
8	27.023	19.006	20.797	1:06.826	3	26.973	19.207	20.917	1:07.097	9	26.612	18.884	21.201	1:06.697
9	27.192	19.231	21.154	1:07.577	4	26.670	18.921	21.061	1:06.652	No.26 IGLESIAS JEREMY				
No.5 VIGANO MATTEO					5	26.671	18.864	21.004	1:06.539	1	28.709	19.128	21.148	1:08.985
1	29.247	19.279	21.083	1:09.609	6	26.738	18.882	20.805	1:06.425	2	27.437	19.268	20.960	1:07.665
2	27.180	19.636	21.581	1:08.397	7	26.659	18.752	20.668	1:06.079	3	26.939	18.996	20.991	1:06.926
3	26.937	19.169	20.937	1:07.043	8	26.657	18.830	20.659	1:06.146	4	26.707	18.879	20.691	1:06.277
4	26.706	19.013	20.766	1:06.485	9	26.597	18.789	21.710	1:07.096	5	26.666	19.223	20.785	1:06.674
5	26.614	18.801	20.732	1:06.147	No.9 MIDRLA JAN					6	30.115	19.284	20.900	1:10.299
6	59.010	19.433	21.397	1:39.840	1	36.853	19.677	21.319	1:17.849	7	26.717	18.912	20.825	1:06.454
7	27.086	18.844	20.886	1:06.816	2	27.172	19.109	20.913	1:07.194	8	26.668	18.835	20.640	1:06.143
8	26.913	18.858	20.793	1:06.564	3	26.915	19.017	20.739	1:06.671	9	26.676	18.864	21.247	1:06.787
9	27.551	19.112	21.433	1:08.096	4	26.685	18.805	20.734	1:06.224	No.27 MYSZKIER PAWEL				
No.11 TILLOCA LUCA					5	26.673	18.775	20.712	1:06.160	1	30.511	19.897	21.704	1:12.112
1	29.750	19.203	21.341	1:10.294	6	26.674	18.838	20.668	1:06.180	2	27.597	19.679	21.533	1:08.809
2	26.919	18.936	21.750	1:07.605	7	26.932	18.872	20.662	1:06.466	3	27.121	19.096	20.844	1:07.061
3	26.874	18.894	20.862	1:06.630	8	26.622	18.905	20.667	1:06.194	4	26.827	19.066	20.974	1:06.867
4	26.698	18.804	20.790	1:06.292	9	26.659	18.816	20.591	1:06.066	5	26.800	19.004	21.567	1:07.371
5	26.571	18.763	20.722	1:06.056	No.19 IDZKOWSKI BARTOSZ					6	26.566	18.778	20.657	1:06.001
No.21 HAJEK PATRIK					1	30.360	19.193	21.187	1:10.740	7	26.604	18.813	20.635	1:06.052
1	29.312	19.240	21.181	1:09.733	2	26.953	19.029	21.658	1:07.640	8	26.657	18.825	20.745	1:06.227



WSK SUPER MASTER SERIES

SARNO 20 - 23.03.2014
ITALY



KZ2

KZ2 Qualifying Heat A-D Lap Time Analysis

For information purposes. No official / regulatory value

Laps	Sector 1	Sector 2	Sector 3	Lap Time
6	26.497	18.699	20.619	1:05.815
7	26.672	18.702	20.676	1:06.050
8	26.580	18.780	20.656	1:06.016
9	26.627	18.763	20.590	1:05.980

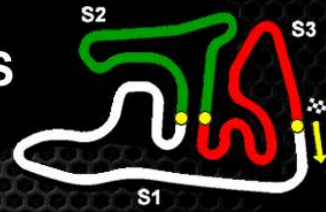
KZ2 Qualifying Heat A-D

Starting Grid

Subject to scrutineering & sporting investigations

46	TORNQVIST BENJAMIN CRG / TM / BRIDG		14	41	SESSA ENNIO BIREL / TM / BRIDG	
27	MYSZKIER PAWEL CRG / TM / BRIDG		13	3	BECCARIA MICHELE TOP KART / PARILLA / BRIDG	
15	ROMKEMA RICARDO ENERGY / TM / BRIDG		12	28	ENRICO PROSPERI CRG / TM / BRIDG	
33	SAVONA FEDERICO INTREPID / TM / BRIDG		11	53	WERNERSSON JESPER CRG / TM / BRIDG	
37	CORBERI LUCA KOSMIC / VORTEX / BRIDG		10	64	GRANT RYAN MARANELLO / TM / BRIDG	
77	LAMMERS BAS FK / PARILLA / BRIDG		9	36	MARTINEZ GIOVANNI CRG / MAXTER / BRIDG	
47	BERNARDOTTO ENRICO MARANELLO / TM / BRIDG		8	14	MARCON NICOLA ENERGY / TM / BRIDG	
11	TILLOCA LUCA ART GP / MODENA / BRIDG		7	22	LUNDBERG DOUGLAS Alpha Karting / TM / BRIDG	
9	MIDRLA JAN BIREL / TM / BRIDG		6	19	IDZKOWSKI BARTOSZ CRG / MAXTER / BRIDG	
2	CESETTI SAURO TOP KART / TM / BRIDG		5	18	FORE DAVIDE CRG / TM / BRIDG	
25	PESCADOR JORGE PRAGA / PARILLA / BRIDG		4	43	MOLLO CIRO Rosso Korsa / TM / BRIDG	
5	VIGANO MATTEO TOP KART / PARILLA / BRIDG		3	21	HAJEK PATRIK PRAGA / PARILLA / BRIDG	
48	DREEZEN RICK ZANARDI / PARILLA / BRIDG		2	26	IGLESIAS JEREMY LENZOKART / LKE / BRIDG	
50	CAMPONESCHI FLAVIO TONY KART / VORTEX / BRIDG		1	31	KOZLINSKI ARNAUD INTREPID / TM / BRIDG	

POLE POSITION

KZ2 Qualifying Heat B-D Results

Subject to scrutineering & sporting investigations

Rnk	No.	Entrant	Nat	Driver	Nat	Equipment	Laps	Gap	Interv.	Best Lap	Points
1	=	TONY KART RACING TEAM	ITA	ARDIGO MARCO	ITA	TONY KART / VORTEX / BRIDG	9			1:05.559	0
2	=	INTREPID DRIVER PROGR	ITA	KOZLINSKI ARNAUD	ITA	INTREPID / TM / BRIDG	9	0.676	0.676	1:05.631	2
3	▲2	ART GRAND PRIX SRL	ITA	HANLEY BENJAMIN	GBR	ART GP / TM / BRIDG	9	1.010	0.334	1:05.635	3
4	=	LENZOKART	ITA	IGLESIAS JEREMY	ITA	LENZOKART / LKE / BRIDG	9	1.667	0.657	1:05.799	4
5	▲1	PRAGA KART RACING	CZE	HAJEK PATRIK	CZE	PRAGA / PARILLA / BRIDG	9	1.849	0.182	1:05.761	5
6	▼3	COMER TOP KART	ITA	NEGRO RICCARDO	ITA	TOP KART / TM / BRIDG	9	2.877	1.028	1:05.776	6
7	=	ASD LG MOTORSPORT	ITA	CELENTA FRANCESCO	ITA	ENERGY / TM / BRIDG	9	3.422	0.545	1:05.776	7
8	▲3	Crg SPA	ITA	FEDERER FABIAN	ITA	CRG / MAXTER / BRIDG	9	4.409	0.987	1:05.715	8
9	▲1	DTK Racing Team Poland	POL	FORE DAVIDE	ITA	CRG / TM / BRIDG	9	4.788	0.379	1:05.782	9
10	▲4	LUNDBERG DOUGLAS	SWE	LUNDBERG DOUGLAS	SWE	Alpha Karting / TM / BRIDG	9	5.179	0.391	1:05.828	10
11	▲6	BIREL MOTORSPORT	ITA	PAAUWE MENNO	NLD	BIREL / TM / BRIDG	9	5.308	0.129	1:05.860	11
12	▲9	TONY KART RACING TEAM	ITA	HANSEN ANDREAS	DNK	TONY KART / VORTEX / BRIDG	9	9.123	3.815	1:05.640	12
13	▲3	ENERGY CORSE SRL	ITA	MARCON NICOLA	ITA	ENERGY / TM / BRIDG	9	10.029	0.906	1:06.201	13
14	▲5	ART GRAND PRIX FINLANI	FIN	DE RUWE XEN	BEL	ART GP / MODENA / BRIDG	9	10.340	0.311	1:06.216	14
15	▲5	MARANELLO KART	ITA	GRANT RYAN	NZL	MARANELLO / TM / BRIDG	9	11.120	0.780	1:06.020	15
16	▲10	COMER TOP KART	ITA	BECCARIA MICHELE	ITA	TOP KART / PARILLA / BRIDG	9	13.393	2.273	1:06.294	16
17	▼2	KK1	HRV	HABULIN KRISTIJAN	HRV	TB KART / MODENA / BRIDG	9	13.772	0.379	1:06.465	17
18	▲6	PROSPERI ENRICO	ESP	ENRICO PROSPERI	ESP	CRG / TM / BRIDG	9	14.298	0.526	1:06.119	18
19	▼7	DTK Racing Team Poland	POL	IDZKOWSKI BARTOSZ	POL	CRG / MAXTER / BRIDG	9	27.383	13.085	1:06.569	19
20	▼7	INTREPID DRIVER PROGR	ITA	BRAND EDWARD	GBR	INTREPID / TM / BRIDG	3	6 Laps	6 Laps	1:07.251	20
21	▼12	MARANELLO KART	ITA	CAMPLESE LORENZO	ITA	MARANELLO / TM / BRIDG	2	7 Laps	1 Lap	1:06.486	21
22	▼14	MOLLO CIRO	ITA	MOLLO CIRO	ITA	Rosso Korsa / TM / BRIDG	0	9 Laps	2 Laps		22
23	▼5	Crg SPA	ITA	MARTINEZ GIOVANNI	ITA	CRG / MAXTER / BRIDG	0	9 Laps	1.475		23
24	▼2	CRG Holland	NLD	WERNERSSON JESPER	SWE	CRG / TM / BRIDG	0	9 Laps			24
25	▼2	ZANARDI	NLD	PARKINS NATHAN	ZAF	ZANARDI / PARILLA / BRIDG	0	9 Laps	0.866		25
26	▼1	MANDOZZI GIORGIO	ITA	MANDOZZI GIORGIO	ITA	INTREPID / TM / BRIDG	0	9 Laps	0.448		26
27	=	ART GRAND PRIX SRL	ITA	DOUBEK MARTIN	CZE	ART GP / TM / BRIDG	0	9 Laps	0.829		27
28	=	SESSA ENNIO	ITA	SESSA ENNIO	ITA	BIREL / TM / BRIDG	0	9 Laps			28

Leaders : No.51 ARDIGO MARCO (1-9)

Start Time : 22/03 - 14:32:28

Best Lap : No.51 ARDIGO MARCO 1:05.559 93,29 Kph

Weather : Sunny Air : 23°C Track : Dry

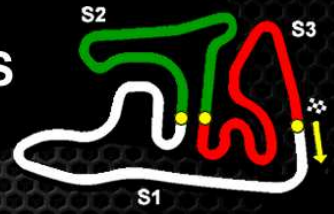
Event Record : No.50 CAMPONESCHI FLAVIO 1:04.937 94,18 Kph



WSK SUPER MASTER SERIES

SARNO 20 - 23.03.2014

ITALY

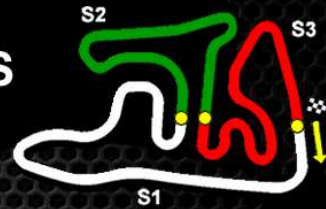


KZ2 Qualifying Heat B-D

Lap Chart

For information purposes. No official / regulatory value

	1	2	3	4	5	6	7	8	9	10	11	12	13	14	15	16	17	18	19	20	21	22	23	24	25	26	27	28			
Grid	51	31	1	26	6	21	57	43	38	18	34	19	32	22	40	14	8	36	29	64	49	53	52	28	56	3	30	41			
Start	51	31	26	1	6	21	57	43	18	38	34	19	22	40	14	8	29	49	64	53	36	28	32	3	52	41	56	30			
Lap 1 Interval	51	31	26	1	6	21	57	18	22	19	8	38	29	34	14	3	64	40	49	32	28										
		0.2	0.1	0.2	0.3	0.1	0.2	0.1	0.2	0.2	0.4	0.2	0.2	0.5	1.1	1.9	0.1	0.2	0.0	0.5	1.5										
Lap 2	51	31	26	1	6	21	57	18	22	19	38	8	29	34	14	64	3	49	40	32	28										
		0.1	0.2	0.3	0.2	0.2	0.0	0.2	0.1	0.7	0.0	0.2	0.4	0.1	1.7	1.9	0.3	0.2	0.4	0.2	1.4										
Lap 3	51	31	26	6	21	1	57	18	22	8	34	29	14	49	64	3	40	32	28	19											
		0.2	0.2	0.3	0.4	0.2	0.1	0.1	0.4	0.8	0.3	0.6	1.3	2.5	0.3	0.2	0.1	0.4	1.1	8.4											
Lap 4	51	31	26	6	21	1	57	18	22	8	34	29	14	49	64	40	3	28	19												
		0.2	0.2	0.2	0.3	0.7	0.1	0.1	0.2	0.8	0.1	1.2	1.0	2.1	0.7	0.4	0.3	1.6	8.7												
Lap 5	51	31	6	26	21	1	57	18	22	34	8	29	14	49	64	40	3	28	19												
		0.2	0.4	0.3	0.3	0.8	0.3	0.8	0.2	0.2	0.2	1.5	0.7	1.7	0.9	0.6	0.3	1.7	8.9												
Lap 6	51	31	6	26	21	1	57	18	34	22	8	29	14	49	64	40	3	28	19												
		0.2	0.2	0.4	0.3	0.7	0.6	0.7	0.3	0.2	0.2	2.0	0.4	1.2	1.4	1.0	0.3	1.5	9.1												
Lap 7	51	31	6	26	21	1	57	18	34	22	8	29	14	49	64	40	3	28	19												
		0.2	0.2	0.6	0.3	0.9	0.4	0.9	0.1	0.3	0.3	2.5	0.2	0.6	1.7	1.5	0.2	1.4	10.0												
Lap 8	51	31	6	26	21	1	57	34	18	22	8	29	14	49	64	3	40	28	19												
		0.6	0.3	0.4	0.2	0.9	0.4	1.0	0.4	0.1	0.2	2.7	0.2	0.2	2.2	1.8	0.5	0.7	11.5												
Lap 9	51	31	6	26	21	1	57	34	18	22	8	49	14	29	64	3	40	28	19												
		0.6	0.3	0.6	0.1	1.0	0.5	0.9	0.3	0.3	0.1	3.8	0.9	0.3	0.7	2.2	0.3	0.5	13.0												



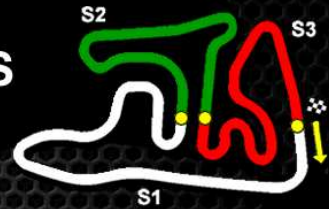
KZ2

KZ2 Qualifying Heat B-D

Lap Time Analysis

For information purposes. No official / regulatory value

Laps	Sector 1	Sector 2	Sector 3	Lap Time	Laps	Sector 1	Sector 2	Sector 3	Lap Time	Laps	Sector 1	Sector 2	Sector 3	Lap Time
No.1 NEGRO RICCARDO					6	26.729	18.892	20.672	1:06.293	2	27.023	19.022	20.798	1:06.843
1	28.962	19.065	20.920	1:08.947	7	26.673	18.944	20.609	1:06.226	3	26.793	18.958	20.651	1:06.402
2	26.925	19.026	20.935	1:06.886	8	26.761	18.823	20.617	1:06.201	4	26.626	18.885	20.669	1:06.180
3	26.910	19.210	20.958	1:07.078	9	26.749	19.274	21.541	1:07.564	5	27.012	18.822	20.628	1:06.462
4	27.077	18.817	20.688	1:06.582	No.18 FORE DAVIDE					6	26.485	18.716	20.598	1:05.799
5	26.709	18.830	20.641	1:06.180	1	28.885	19.178	21.048	1:09.111	7	26.538	18.759	20.517	1:05.814
6	26.506	18.700	20.570	1:05.776	2	27.032	18.866	20.776	1:06.674	8	26.493	18.744	20.586	1:05.823
7	26.530	18.802	20.592	1:05.924	3	26.864	18.905	20.793	1:06.562	9	26.502	18.742	20.586	1:05.830
8	26.521	18.734	20.556	1:05.811	4	26.980	18.807	20.816	1:06.603	No.28 ENRICO PROSPERI				
9	26.571	18.751	20.519	1:05.841	5	26.854	19.129	21.111	1:07.094	1	34.402	19.596	21.323	1:15.321
No.3 BECCARIA MICHELE					6	26.618	18.704	20.618	1:05.940	2	27.216	19.059	21.021	1:07.296
1	31.212	19.991	21.487	1:12.690	7	26.611	18.684	20.644	1:05.939	3	27.009	19.088	20.905	1:07.002
2	27.502	19.091	20.913	1:07.506	8	27.013	18.760	20.618	1:06.391	4	26.940	18.988	20.945	1:06.873
3	27.261	19.051	21.226	1:07.538	9	26.485	18.775	20.522	1:05.782	5	26.908	18.966	20.764	1:06.638
4	27.206	19.025	20.848	1:07.079	No.19 IDZKOWSKI BARTOSZ					6	26.728	18.816	20.846	1:06.390
5	26.783	18.921	20.831	1:06.535	1	28.987	19.129	21.132	1:09.248	7	26.786	18.845	20.742	1:06.373
6	26.814	18.931	20.818	1:06.563	2	27.079	18.976	21.070	1:07.125	8	26.634	18.805	20.680	1:06.119
7	26.773	18.943	20.752	1:06.468	3	42.107	19.416	21.132	1:22.655	9	26.627	18.847	20.794	1:06.268
8	26.703	18.926	20.665	1:06.294	4	27.122	19.059	21.016	1:07.197	No.29 DE RUWE XEN				
9	26.839	19.004	20.787	1:06.630	5	26.821	19.138	20.908	1:06.867	1	29.141	19.202	21.221	1:09.564
No.6 HANLEY BENJAMIN					6	26.787	18.925	20.857	1:06.569	2	26.940	19.078	20.933	1:06.951
1	28.924	19.114	21.049	1:09.087	7	26.893	19.182	21.131	1:07.206	3	27.215	19.038	20.914	1:07.167
2	26.831	19.002	20.930	1:06.763	8	27.584	19.176	20.897	1:07.657	4	26.913	19.008	20.903	1:06.824
3	26.540	18.967	20.673	1:06.180	9	27.336	19.208	21.271	1:07.815	5	26.836	19.111	20.880	1:06.827
4	26.551	18.839	20.706	1:06.096	No.21 HAJEK PATRIK					6	26.900	18.958	20.767	1:06.625
5	26.542	18.722	20.592	1:05.856	1	28.985	19.405	20.791	1:09.181	7	26.749	18.895	20.758	1:06.402
6	26.388	18.710	20.582	1:05.680	2	26.776	19.051	20.987	1:06.814	8	26.770	18.845	20.601	1:06.216
7	26.391	18.675	20.569	1:05.635	3	26.653	18.907	20.816	1:06.376	9	27.358	18.990	21.752	1:08.100
8	26.397	18.819	20.792	1:06.008	4	26.564	18.856	20.622	1:06.042	No.31 KOZLINSKI ARNAUD				
9	26.350	18.698	20.603	1:05.651	5	26.609	18.878	20.662	1:06.149	1	28.965	19.000	20.813	1:08.778
No.8 PAAUWE MENNO					6	26.519	18.691	20.629	1:05.839	2	26.919	18.962	20.915	1:06.796
1	28.926	19.165	21.154	1:09.245	7	26.488	18.752	20.531	1:05.771	3	26.764	18.910	20.688	1:06.362
2	26.871	18.880	21.177	1:06.928	8	26.532	18.655	20.574	1:05.761	4	26.637	18.864	20.703	1:06.204
3	26.954	18.810	20.857	1:06.621	9	26.475	18.693	20.596	1:05.764	5	26.580	18.806	20.570	1:05.956
4	26.815	18.831	20.770	1:06.416	No.22 LUNDBERG DOUGLAS					6	26.536	18.712	20.566	1:05.814
5	26.676	19.119	20.948	1:06.743	1	28.682	19.017	21.224	1:08.923	7	26.429	18.698	20.543	1:05.670
6	26.633	18.755	20.723	1:06.111	2	26.938	18.949	20.690	1:06.577	8	26.461	18.863	20.604	1:05.928
7	26.560	18.743	20.582	1:05.885	3	27.193	18.874	20.710	1:06.777	9	26.466	18.677	20.488	1:05.631
8	26.582	18.804	20.583	1:05.969	4	26.766	18.828	20.825	1:06.419	No.32 BRAND EDWARD				
9	26.559	18.679	20.622	1:05.860	5	26.846	18.884	21.387	1:07.117	1	32.470	19.794	21.507	1:13.771
No.14 MARCON NICOLA					6	26.601	18.849	20.880	1:06.330	2	27.134	19.097	21.184	1:07.415
1	30.748	19.500	21.158	1:11.406	7	26.496	18.716	20.616	1:05.828	3	27.348	19.022	20.881	1:07.251
2	27.180	19.151	20.823	1:07.154	8	26.600	18.802	20.638	1:06.040	No.34 FEDERER FABIAN				
3	26.941	18.961	20.757	1:06.659	9	26.538	18.755	20.708	1:06.001	1	30.765	19.245	20.883	1:10.893
4	26.832	18.975	20.771	1:06.578	No.26 IGLESIAS JEREMY					2	26.807	18.913	20.824	1:06.544
5	26.790	18.958	20.733	1:06.481	1	28.515	19.117	21.102	1:08.734	3	26.894	18.816	20.665	1:06.375



KZ2 Qualifying Heat B-D

Lap Time Analysis

For information purposes. No official / regulatory value

Laps	Sector 1	Sector 2	Sector 3	Lap Time
4	26.614	18.971	20.676	1:06.261
5	26.668	18.879	20.780	1:06.327
6	26.499	18.789	20.510	1:05.798
7	26.446	18.731	20.538	1:05.715
8	26.531	18.743	20.536	1:05.810
9	26.507	18.729	20.607	1:05.843

No.38 CAMPLESE LORENZO

1	29.535	19.318	21.424	1:10.277
2	26.795	18.841	20.850	1:06.486

No.40 HABULIN KRISTIJAN

1			21.615	1:13.751
2	27.415	19.387	21.022	1:07.824
3	26.951	19.031	21.052	1:07.034
4	26.786	18.924	20.844	1:06.554
5	26.785	18.923	20.863	1:06.571
6	26.788	18.934	20.831	1:06.553
7	26.818	18.987	20.755	1:06.560
8	27.221	19.016	20.837	1:07.074
9	26.740	18.888	20.837	1:06.465

No.49 HANSEN ANDREAS

1	32.116	19.907	21.415	1:13.438
2	27.422	19.149	20.728	1:07.299
3	26.700	19.189	20.782	1:06.671
4	26.579	18.818	20.776	1:06.173
5	26.593	18.795	20.700	1:06.088
6	26.493	18.720	20.583	1:05.796
7	26.434	18.676	20.530	1:05.640
8	26.419	18.735	20.621	1:05.775
9	26.683	18.977	20.794	1:06.454

No.51 ARDIGO MARCO

1	28.653	18.969	20.914	1:08.536
2	26.907	19.112	20.917	1:06.936
3	26.715	18.857	20.688	1:06.260
4	26.648	18.838	20.673	1:06.159
5	26.575	18.749	20.644	1:05.968
6	26.533	18.729	20.587	1:05.849
7	26.456	18.648	20.578	1:05.682
8	26.407	18.647	20.505	1:05.559
9	26.416	18.633	20.510	1:05.559

No.57 CELENTA FRANCESCO

1	29.004	19.250	20.938	1:09.192
2	26.863	18.951	20.817	1:06.631
3	26.770	18.992	20.913	1:06.675
4	26.702	18.894	20.979	1:06.575
5	26.843	18.792	20.718	1:06.353
6	26.698	18.698	20.677	1:06.073

Laps	Sector 1	Sector 2	Sector 3	Lap Time
7	26.562	18.629	20.585	1:05.776
8	26.563	18.669	20.592	1:05.824
9	26.543	18.705	20.652	1:05.900

No.64 GRANT RYAN

1	31.595	20.106	21.321	1:13.022
2	27.110	19.100	20.831	1:07.041
3	27.054	19.296	21.252	1:07.602
4	26.814	18.989	20.750	1:06.553
5	26.778	18.877	20.675	1:06.330
6	26.732	18.912	20.601	1:06.245
7	26.675	18.792	20.553	1:06.020
8	26.697	18.912	20.578	1:06.187
9	26.747	18.853	20.646	1:06.246

KZ2 Qualifying Heat B-D

Starting Grid

Subject to scrutineering & sporting investigations

30	DOUBEK MARTIN ART GP / TM / BRIDG		14	41	SESSA ENNIO BIREL / TM / BRIDG	
56	MANDOZZI GIORGIO INTREPID / TM / BRIDG		13	3	BECCARIA MICHELE TOP KART / PARILLA / BRIDG	
52	PARKINS NATHAN ZANARDI / PARILLA / BRIDG		12	28	ENRICO PROSPERI CRG / TM / BRIDG	
49	HANSEN ANDREAS TONY KART / VORTEX / BRIDG		11	53	WERNERSSON JESPER CRG / TM / BRIDG	
29	DE RUWE XEN ART GP / MODENA / BRIDG		10	64	GRANT RYAN MARANELLO / TM / BRIDG	
8	PAAUWE MENNO BIREL / TM / BRIDG		9	36	MARTINEZ GIOVANNI CRG / MAXTER / BRIDG	
40	HABULIN KRISTIJAN TB KART / MODENA / BRIDG		8	14	MARCON NICOLA ENERGY / TM / BRIDG	
32	BRAND EDWARD INTREPID / TM / BRIDG		7	22	LUNDBERG DOUGLAS Alpha Karting / TM / BRIDG	
34	FEDERER FABIAN CRG / MAXTER / BRIDG		6	19	IDZKOWSKI BARTOSZ CRG / MAXTER / BRIDG	
38	CAMPLESE LORENZO MARANELLO / TM / BRIDG		5	18	FORE DAVIDE CRG / TM / BRIDG	
57	CELENTA FRANCESCO ENERGY / TM / BRIDG		4	43	MOLLO CIRO Rosso Korsa / TM / BRIDG	
6	HANLEY BENJAMIN ART GP / TM / BRIDG		3	21	HAJEK PATRIK PRAGA / PARILLA / BRIDG	
1	NEGRO RICCARDO TOP KART / TM / BRIDG		2	26	IGLESIAS JEREMY LENZOKART / LKE / BRIDG	
51	ARDIGO MARCO TONY KART / VORTEX / BRIDG		1	31	KOZLINSKI ARNAUD INTREPID / TM / BRIDG	

POLE POSITION


KZ2
Document 23

KZ2 Qualifying Heat A-C Results

Subject to scrutineering & sporting investigations

Rnk	No.	Entrant	Nat	Driver	Nat	Equipment	Laps	Gap	Interv.	Best Lap	Points
1	50	TONY KART RACING TEAM	ITA	CAMPONESCHI FLAVIO	ITA	TONY KART / VORTEX / BRIDG	9			1:05.308	0
2	▲2	BIREL MOTORSPORT	ITA	DE CONTO PAOLO	ITA	BIREL / TM / BRIDG	9	0.750	0.750	1:05.486	2
3	■	ZANARDI	NLD	DREEZEN RICK	BEL	ZANARDI / PARILLA / BRIDG	9	0.993	0.243	1:05.377	3
4	▼2	DALE ANDREA	ITA	DALE ANDREA	ITA	CRG / MAXTER / BRIDG	9	1.731	0.738	1:05.608	4
5	▲3	Crg SPA	ITA	LENNOX LAMB JORDON	GBR	CRG / MAXTER / BRIDG	9	4.245	2.514	1:05.615	5
6	■	Crg SPA	ITA	TIENE FELICE	ITA	CRG / MAXTER / BRIDG	9	4.711	0.466	1:05.667	6
7	▲5	PRAGA KART RACING	CZE	THONON JONATHAN	BEL	PRAGA / PARILLA / BRIDG	9	5.516	0.805	1:05.647	7
8	▲6	ART GRAND PRIX SRL	ITA	TORSELLINI MIRKO	ITA	ART GP / TM / BRIDG	9	7.225	1.709	1:05.643	8
9	▼2	PRAGA KART RACING	CZE	PESCADOR JORGE	ESP	PRAGA / PARILLA / BRIDG	9	7.536	0.311	1:05.755	9
10	▼1	COMER TOP KART	ITA	CESETTI SAURO	ITA	TOP KART / TM / BRIDG	9	7.604	0.068	1:05.857	10
11	▲2	ROA RACING	ITA	TILLOCA LUCA	ITA	ART GP / MODENA / BRIDG	9	7.818	0.214	1:05.681	11
12	▼1	BIREL MOTORSPORT	ITA	MIDRLA JAN	CZE	BIREL / TM / BRIDG	9	7.883	0.065	1:05.643	12
13	▲2	MARANELLO KART	ITA	BERNARDOTTO ENRICO	ITA	MARANELLO / TM / BRIDG	9	8.793	0.910	1:05.778	13
14	▼4	Gerber Team Corse	CHE	ZANCHETTA MARCO	ITA	MARANELLO / TM / BRIDG	9	9.072	0.279	1:05.797	14
15	▲2	FORMULA K	ITA	LAMMERS BAS	NLD	FK / PARILLA / BRIDG	9	11.296	2.224	1:05.726	15
16	▲4	COMER TOP KART	ITA	CUNATI SIMONE	ITA	TOP KART / PARILLA / BRIDG	9	12.062	0.766	1:06.031	16
17	▲7	TB KART	ITA	CARLTON GARY	USA	TB KART / MODENA / BRIDG	9	12.548	0.486	1:05.988	17
18	▲3	INTREPID DRIVER PROGR	ITA	SAVONA FEDERICO	ITA	INTREPID / TM / BRIDG	9	13.762	1.214	1:05.858	18
19	▼3	Team Komarov	RUS	KARPOV KRILL	RUS	TONY KART / TM / BRIDG	9	14.538	0.776	1:06.343	19
20	▲3	ENERGY CORSE SRL	ITA	ROMKEMA RICARDO	NLD	ENERGY / TM / BRIDG	9	15.198	0.660	1:06.200	20
21	▲5	DI POTO LUIGI	ITA	DI POTO LUIGI	ITA	FK / TM / BRIDG	9	15.944	0.746	1:06.180	21
22	▲3	Myszkier Auto Sport	POL	MYSZKIER PAWEL	POL	CRG / TM / BRIDG	9	16.338	0.394	1:06.205	22
23	▼4	CORBERI MARCO	ITA	CORBERI LUCA	ITA	KOSMIC / VORTEX / BRIDG	9	16.431	0.093	1:06.410	23
24	▼2	CRG Holland	NLD	TORNQVIST MORGAN	SWE	CRG / PARILLA / BRIDG	9	16.525	0.094	1:06.132	24
25	▲2	CRG Holland	NLD	TORNQVIST BENJAMIN	SWE	CRG / TM / BRIDG	9	17.293	0.768	1:06.217	25
26	▲2	MATTU BASTIANO	ITA	MELAS RICCARDO	ITA	CRG / TM / BRIDG	8	1 Lap	1 Lap	1:07.027	26
27	▼22	COMER TOP KART	ITA	VIGANO MATTEO	ITA	TOP KART / PARILLA / BRIDG	3	6 Laps	5 Laps	1:08.307	27
28	▼10	BARBERINI COSIMO	ITA	BARBERINI COSIMO	ITA	INTREPID / TM / BRIDG	1	8 Laps	2 Laps	1:13.467	28

Leaders : No.50 CAMPONESCHI FLAVIO (1-2) / No.10 DE CONTO PAOLO (3-4) / No.50 CAMPONESCHI FLAVIO (5-9)

Start Time : 22/03 - 14:13:05

Best Lap : No.50 CAMPONESCHI FLAVIO 1:05.308 93,65 Kph

Weather : Sunny Air : 23°C Track : Dry

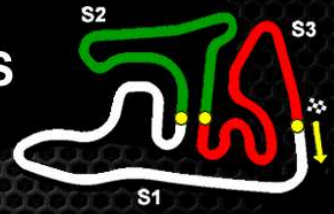
Event Record : No.50 CAMPONESCHI FLAVIO 1:04.937 94,18 Kph



WSK SUPER MASTER SERIES

SARNO 20 - 23.03.2014

ITALY

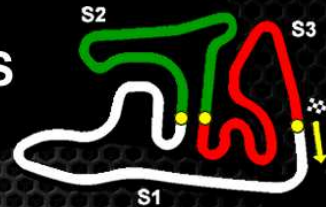


KZ2 Qualifying Heat A-C

Lap Chart

For information purposes. No official / regulatory value

	1	2	3	4	5	6	7	8	9	10	11	12	13	14	15	16	17	18	19	20	21	22	23	24	25	26	27	28
Grid	50	23	48	10	5	35	25	59	2	39	9	20	11	7	47	16	77	54	37	4	33	45	15	12	27	42	46	44
Start	50	23	10	48	5	35	25	59	39	2	20	7	9	11	47	16	77	54	42	4	45	15	12	33	37	44	27	46
Lap 1 Interval	50	10	23	48	5	59	35	20	11	2	25	77	7	39	9	47	16	4	12	37	46	54	33	15	27	42	44	45
		0.2	0.5	0.2	0.3	0.1	0.2	0.2	1.1	0.2	0.3	0.1	0.1	0.4	0.1	0.2	0.2	0.1	0.5	0.6	0.6	0.2	0.3	0.3	0.2	0.3	0.7	1.0
Lap 2	50	10	23	48	59	35	20	5	11	2	25	77	7	9	39	47	16	4	12	37	46	33	15	27	42	44	45	
		0.3	0.5	0.2	2.2	0.1	0.1	0.0	0.1	0.1	0.2	0.1	0.2	0.3	0.4	0.3	0.2	1.0	0.3	0.3	0.2	0.6	0.1	0.5	0.2	1.2	0.3	
Lap 3	10	50	23	48	59	35	20	11	25	2	7	39	9	47	16	77	4	12	37	46	33	15	27	5	42	44	45	
		0.3	0.2	0.2	2.5	0.5	0.3	0.5	0.0	0.3	0.7	0.3	0.0	0.3	0.1	0.1	0.4	0.2	0.4	0.3	0.1	0.4	0.5	0.0	0.1	1.8	0.1	
Lap 4	10	50	23	48	59	35	20	25	11	2	7	39	9	47	16	4	12	77	37	33	46	15	27	42	45	44		
		0.1	0.3	0.2	2.5	0.5	0.2	0.7	0.2	0.1	0.6	0.5	0.1	0.3	0.9	0.2	0.1	0.3	0.0	0.2	0.2	0.1	0.7	0.1	1.9	0.7		
Lap 5	50	10	23	48	59	35	20	25	2	11	7	39	9	47	4	12	77	16	37	15	33	42	46	27	45	44		
		0.1	0.2	0.1	2.6	0.4	0.3	1.0	0.1	0.2	0.1	0.6	0.1	0.3	1.8	0.1	0.2	0.3	0.2	0.4	0.3	0.4	0.1	0.1	1.6	1.2		
Lap 6	50	10	23	48	59	35	20	25	2	7	11	39	9	47	4	77	12	16	37	33	42	15	27	46	45	44		
		0.3	0.2	0.1	2.7	0.3	0.6	0.9	0.2	0.2	0.3	0.3	0.1	0.3	2.4	0.2	0.3	0.5	0.5	0.4	0.4	0.1	0.6	0.0	0.7	2.2		
Lap 7	50	10	48	23	59	35	20	25	2	7	11	9	47	39	77	4	12	16	33	37	42	15	27	45	46	44		
		0.3	0.5	0.3	2.4	0.3	0.5	1.2	0.1	0.1	0.3	0.6	0.6	0.3	2.1	0.3	0.3	0.5	0.4	0.4	0.4	0.2	0.9	0.6	0.3	2.6		
Lap 8	50	10	48	23	59	35	20	25	7	2	11	9	47	39	77	4	12	16	33	37	42	15	27	45	46	44		
		0.5	0.3	0.5	2.5	0.3	0.6	1.2	0.2	0.2	0.3	0.4	0.8	0.3	2.0	0.6	0.3	1.0	0.0	0.7	0.2	0.4	0.7	0.5	0.4	4.0		
Lap 9	50	10	48	23	59	35	20	7	25	2	11	9	47	39	77	4	12	33	16	15	42	27	37	45	46			
		0.7	0.2	0.7	2.5	0.4	0.8	1.7	0.3	0.0	0.2	0.0	0.9	0.2	2.2	0.7	0.4	1.2	0.7	0.6	0.7	0.3	0.0	0.0	0.7			



KZ2

KZ2 Qualifying Heat A-C

Lap Time Analysis

For information purposes. No official / regulatory value

Laps	Sector 1	Sector 2	Sector 3	Lap Time	Laps	Sector 1	Sector 2	Sector 3	Lap Time	Laps	Sector 1	Sector 2	Sector 3	Lap Time
No.2 CESETTI SAURO					2	26.693	18.832	20.641	1:06.166	9	26.948	19.247	20.942	1:07.137
1	29.809	19.419	21.056	1:10.284	3	26.579	18.732	20.749	1:06.060	No.20 THONON JONATHAN				
2	26.793	18.904	20.806	1:06.503	4	26.617	18.766	20.560	1:05.943	1	28.810	19.051	20.918	1:08.779
3	27.765	19.102	20.711	1:07.578	5	26.494	19.053	20.642	1:06.189	2	26.767	19.040	21.744	1:07.551
4	26.673	18.801	20.612	1:06.086	6	26.504	18.651	20.545	1:05.700	3	27.529	18.874	20.605	1:07.008
5	26.619	18.814	20.602	1:06.035	7	26.415	18.605	20.466	1:05.486	4	26.593	18.703	20.618	1:05.914
6	26.573	18.709	20.615	1:05.897	8	26.463	18.642	20.470	1:05.575	5	26.575	18.641	20.681	1:05.897
7	26.547	18.674	20.636	1:05.857	9	26.469	18.621	20.459	1:05.549	6	26.515	18.819	20.617	1:05.951
8	26.797	18.607	20.636	1:06.040	No.11 TILLOCA LUCA					7	26.455	18.620	20.572	1:05.647
9	26.604	18.646	20.972	1:06.222	1	29.364	19.322	21.043	1:09.729	8	26.495	18.625	20.603	1:05.723
No.4 CUNATI SIMONE					2	26.782	18.860	20.935	1:06.577	9	26.576	18.671	20.614	1:05.861
1	30.045	19.257	21.690	1:10.992	3	27.512	18.851	20.945	1:07.308	No.23 DALE ANDREA				
2	27.012	19.594	21.122	1:07.728	4	26.866	18.750	20.769	1:06.385	1	29.143	18.997	20.789	1:08.929
3	26.868	19.121	20.895	1:06.884	5	26.993	18.704	20.724	1:06.421	2	26.689	18.830	20.610	1:06.129
4	26.664	19.041	20.781	1:06.486	6	26.938	18.663	20.695	1:06.296	3	26.615	18.800	20.660	1:06.075
5	26.905	19.002	20.737	1:06.644	7	26.506	18.636	20.539	1:05.681	4	26.664	18.729	20.554	1:05.947
6	26.800	18.953	20.701	1:06.454	8	26.599	18.638	20.648	1:05.885	5	26.428	18.796	20.697	1:05.921
7	26.649	18.893	20.982	1:06.524	9	26.494	18.734	20.886	1:06.114	6	26.465	18.626	20.562	1:05.653
8	26.569	18.804	20.658	1:06.031	No.12 CARLTON GARY					7	26.935	18.656	20.547	1:06.138
9	26.557	18.819	20.691	1:06.067	1	31.106	19.317	21.029	1:11.452	8	26.402	18.619	20.592	1:05.613
No.5 VIGANO MATTEO					2	26.875	19.402	21.248	1:07.525	9	26.504	18.674	20.430	1:05.608
1	28.946	19.068	20.861	1:08.875	3	26.821	18.887	21.006	1:06.714	No.25 PESCADOR JORGE				
2	27.049	19.038	22.220	1:08.307	4	26.744	18.959	20.752	1:06.455	1	29.796	19.754	21.445	1:10.995
3	28.309	21.352	22.918	1:12.579	5	26.810	19.029	20.753	1:06.592	2	26.701	18.892	20.787	1:06.380
No.7 TORSELLINI MIRKO					6	26.771	19.266	20.894	1:06.931	3	27.264	18.981	20.767	1:07.012
1	30.028	19.390	21.373	1:10.791	7	26.833	18.843	20.619	1:06.295	4	26.554	18.788	20.718	1:06.060
2	26.755	18.918	20.780	1:06.453	8	26.636	18.781	20.571	1:05.988	5	26.821	18.687	20.711	1:06.219
3	27.435	19.444	20.899	1:07.778	9	26.721	18.870	20.629	1:06.220	6	26.471	18.766	20.624	1:05.861
4	26.667	18.750	20.557	1:05.974	No.15 ROMKEMA RICARDO					7	26.468	18.711	20.715	1:05.894
5	26.560	18.649	20.559	1:05.768	1	32.344	20.173	21.269	1:13.786	8	26.479	18.763	20.513	1:05.755
6	26.505	18.672	20.611	1:05.788	2	27.059	18.848	20.857	1:06.764	9	26.531	18.969	21.121	1:06.621
7	26.460	18.583	20.668	1:05.711	3	26.743	18.942	20.970	1:06.655	No.27 MYSZKIER PAWEL				
8	26.439	18.671	20.533	1:05.643	4	26.730	18.800	20.670	1:06.200	1	31.525	20.158	21.399	1:13.082
9	26.537	18.734	20.822	1:06.093	5	26.806	18.904	20.952	1:06.662	2	27.297	19.099	20.674	1:07.070
No.9 MIDRLA JAN					6	26.502	19.492	21.781	1:07.775	3	26.789	18.983	20.822	1:06.594
1	30.301	19.563	21.356	1:11.220	7	26.742	18.775	20.927	1:06.444	4	26.886	18.879	20.695	1:06.460
2	26.686	18.913	20.585	1:06.184	8	26.802	18.904	20.669	1:06.375	5	26.747	18.917	21.308	1:06.972
3	27.227	19.697	21.006	1:07.930	9	26.727	18.837	20.671	1:06.235	6	26.831	18.973	21.467	1:07.271
4	26.711	18.840	20.593	1:06.144	No.16 KARPOV KRILL					7	27.188	18.903	20.710	1:06.801
5	26.560	18.773	20.578	1:05.911	1	30.259	19.456	21.629	1:11.344	8	26.721	18.850	20.634	1:06.205
6	26.499	18.773	20.581	1:05.853	2	27.065	18.987	20.760	1:06.812	9	26.751	18.899	20.937	1:06.587
7	26.615	18.710	20.520	1:05.845	3	26.898	19.386	21.040	1:07.324	No.33 SAVONA FEDERICO				
8	26.452	18.668	20.523	1:05.643	4	26.774	19.155	20.999	1:06.928	1	31.652	20.190	21.216	1:13.058
9	26.454	18.646	20.677	1:05.777	5	26.924	19.618	21.064	1:07.606	2	27.115	19.022	20.827	1:06.964
No.10 DE CONTO PAOLO					6	26.666	19.249	20.894	1:06.809	3	26.668	18.864	20.791	1:06.323
1	28.420	18.911	20.765	1:08.096	7	26.678	18.836	20.829	1:06.343	4	26.762	18.833	20.624	1:06.219
					8	26.589	18.932	20.982	1:06.503					




















KZ2

Document 15

KZ2 Qualifying Heat A-C

Starting Grid

Subject to scrutineering & sporting investigations

46	TORNQVIST BENJAMIN CRG / TM / BRIDG		14	44	MELAS RICCARDO CRG / TM / BRIDG	
27	MYSZKIER PAWEL CRG / TM / BRIDG		13	42	DI POTO LUIGI FK / TM / BRIDG	
15	ROMKEMA RICARDO ENERGY / TM / BRIDG		12	12	CARLTON GARY TB KART / MODENA / BRIDG	
33	SAVONA FEDERICO INTREPID / TM / BRIDG		11	45	TORNQVIST MORGAN CRG / PARILLA / BRIDG	
37	CORBERI LUCA KOSMIC / VORTEX / BRIDG		10	4	CUNATI SIMONE TOP KART / PARILLA / BRIDG	
77	LAMMERS BAS FK / PARILLA / BRIDG		9	54	BARBERINI COSIMO INTREPID / TM / BRIDG	
47	BERNARDOTTO ENRICO MARANELLO / TM / BRIDG		8	16	KARPOV KRILL TONY KART / TM / BRIDG	
11	TILLOCA LUCA ART GP / MODENA / BRIDG		7	7	TORSELLINI MIRKO ART GP / TM / BRIDG	
9	MIDRLA JAN BIREL / TM / BRIDG		6	20	THONON JONATHAN PRAGA / PARILLA / BRIDG	
2	CESETTI SAURO TOP KART / TM / BRIDG		5	39	ZANCHETTA MARCO MARANELLO / TM / BRIDG	
25	PESCADOR JORGE PRAGA / PARILLA / BRIDG		4	59	LENNOX LAMB JORDON CRG / MAXTER / BRIDG	
5	VIGANO MATTEO TOP KART / PARILLA / BRIDG		3	35	TIENE FELICE CRG / MAXTER / BRIDG	
48	DREEZEN RICK ZANARDI / PARILLA / BRIDG		2	10	DE CONTO PAOLO BIREL / TM / BRIDG	
50	CAMPONESCHI FLAVIO TONY KART / VORTEX / BRIDG		1	23	DALE ANDREA CRG / MAXTER / BRIDG	

POLE POSITION



KZ2 Qualifying Heat C-D Results

Subject to scrutineering & sporting investigations

Rnk	No.	Entrant	Nat	Driver	Nat	Equipment	Laps	Gap	Interv.	Best Lap	Penalty	Points
1 =	23	DALE ANDREA	ITA	DALE ANDREA	ITA	CRG / MAXTER / BRIDG	9			1:05.679		0
2 =	31	INTREPID DRIVER PROC	ITA	KOZLINSKI ARNAUD	FRA	INTREPID / TM / BRIDG	9	0.286	0.286	1:05.696		2
3 ▲4	59	Crg SPA	ITA	LENNOX LAMB JORDO	GBR	CRG / MAXTER / BRIDG	9	4.375	4.089	1:05.846		3
4 ▲5	39	Gerber Team Corse	CHE	ZANCHETTA MARCO	ITA	MARANELLO / TM / BRIDG	9	4.969	0.594	1:06.049		4
5 ▲9	22	LUNDBERG DOUGLAS	SWE	LUNDBERG DOUGLAS	SWE	Alpha Karting / TM / BRIDG	9	5.267	0.298	1:05.917		5
6 ▼1	35	Crg SPA	ITA	TIENE FELICE	ITA	CRG / MAXTER / BRIDG	9	5.431	0.164	1:05.818		6
7 ▲6	7	ART GRAND PRIX SRL	ITA	TORSELLINI MIRKO	ITA	ART GP / TM / BRIDG	9	5.702	0.271	1:05.819		7
8 ▼5	10	BIREL MOTORSPORT	ITA	DE CONTO PAOLO	ITA	BIREL / TM / BRIDG	9	6.371	0.669	1:05.909		8
9 ▼1	43	MOLLO CIRO	ITA	MOLLO CIRO	ITA	Rosso Korsa / TM / BRIDG	9	6.765	0.394	1:05.958		9
10 ▲9	4	COMER TOP KART	ITA	CUNATI SIMONE	ITA	TOP KART / PARILLA / BRIDG	9	8.403	1.638	1:06.001		10
11 ▲11	53	CRG Holland	NLD	WERNERSSON JESPE	SWE	CRG / TM / BRIDG	9	9.252	0.849	1:06.082		11
12 ▲11	12	TB KART	ITA	CARLTON GARY	USA	TB KART / MODENA / BRIDG	9	9.942	0.690	1:06.047		12
13 ▼3	18	DTK Racing Team Poland	POL	FORE DAVIDE	ITA	CRG / TM / BRIDG	9	10.770	0.828	1:05.630		13
14 ▼8	21	PRAGA KART RACING	CZE	HAJEK PATRIK	CZE	PRAGA / PARILLA / BRIDG	9	11.011	0.241	1:05.662	+3.000	14
15 =	16	Team Komarov	RUS	KARPOV KRILL	RUS	TONY KART / TM / BRIDG	9	11.786	0.775	1:06.323		15
16 ▼5	20	PRAGA KART RACING	CZE	THONON JONATHAN	BEL	PRAGA / PARILLA / BRIDG	9	11.984	0.198	1:05.656	+3.000	16
17 ▲8	42	DI POTO LUIGI	ITA	DI POTO LUIGI	ITA	FK / TM / BRIDG	9	12.292	0.308	1:06.045		17
18 ▼2	14	ENERGY CORSE SRL	ITA	MARCON NICOLA	ITA	ENERGY / TM / BRIDG	9	14.040	1.748	1:06.184		18
19 ▼7	19	DTK Racing Team Poland	POL	IDZKOWSKI BARTOSZ	POL	CRG / MAXTER / BRIDG	9	14.376	0.336	1:06.341		19
20 ▲1	45	CRG Holland	NLD	TORNQVIST MORGAN	SWE	CRG / PARILLA / BRIDG	9	14.571	0.195	1:06.206		20
21 ▲7	41	SESSA ENNIO	ITA	SESSA ENNIO	ITA	BIREL / TM / BRIDG	9	16.106	1.535	1:06.561		21
22 ▼2	64	MARANELLO KART	ITA	GRANT RYAN	NZL	MARANELLO / TM / BRIDG	9	16.223	0.117	1:06.302		22
23 ▲3	3	COMER TOP KART	ITA	BECCARIA MICHELE	ITA	TOP KART / PARILLA / BRIDG	9	16.303	0.080	1:06.435	+3.000	23
24 =	28	PROSPERI ENRICO	ESP	ENRICO PROSPERI	ESP	CRG / TM / BRIDG	9	16.504	0.201	1:06.567		24
25 ▼8	54	BARBERINI COSIMO	ITA	BARBERINI COSIMO	ITA	INTREPID / TM / BRIDG	9	17.010	0.506	1:06.056		25
26 ▼8	36	Crg SPA	ITA	MARTINEZ GIOVANNI	ITA	CRG / MAXTER / BRIDG	9	18.455	1.445	1:06.267		26
27 =	44	MATTU BASTIANO	ITA	MELAS RICCARDO	ITA	CRG / TM / BRIDG	6	3 Laps	3 Laps	1:07.565		27
28 ▼24	26	LENZOKART	ITA	IGLESIAS JEREMY	FRA	LENZOKART / LKE / BRIDG	1	8 Laps	5 Laps	1:09.109		28

No.21 HAJEK PATRIK : 3 sec time penalty for bad manoeuvre (art 2.24 CIK General Prescriptions). According to Stewards' Decision No.4.

No.20 THONON JONATHAN : 3 sec time penalty for bad manoeuvre (art 2.24 CIK General Prescriptions). According to Stewards' Decision No.3.

No.3 BECCARIA MICHELE : 3 sec time penalty for bad manoeuvre (art 2.24 CIK General Prescriptions). According to Stewards' Decision No.2.

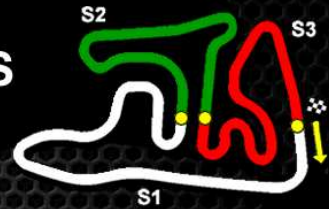
Leaders : No.23 DALE ANDREA (1-9)

Start Time : 22/03 - 12:14:50

Best Lap : No.18 FORE DAVIDE 1:05.630 93,19 Kph

Weather : Slightly cloudy Air : 15°C Track : Dry

Event Record : No.50 CAMPONESCHI FLAVIO 1:04.937 94,18 Kph

**DOCUMENT N° 4****DÉCISION DES COMMISSAIRES SPORTIFS
STEWARDS' DECISION**

PÉNALITÉ INFLIGÉE AU CONCURRENT (NOM) : **PRAGA KART RACING**
PENALTY INFLICTED UPON THE ENTRANT (NAME):

NATIONALITÉ / NATIONALITY: **CZE**

N°: **21**
No.:

PILOTE : **HAJEK PATRIK**
DRIVER :

Concerne la partie de l'Épreuve : **KZ2 - Qualifying Heat C-D**
Concerns the part of the event:

ÉNONCÉ / STATEMENT:**3 sec time penalty in the above session concerned****MOTIF / REASON:**

The Driver concerned was involved in an incident. In the Heat/Race concerned in 4 lap by post 3 he pushed the kart in front of him an following of this manoevre he takes an advantage (proved by relevant video sequence). Having considered the video and after hearing the Entrant concerned, the Stewards assess this manoevre as an incident according art 2.24 CIK GP. This decision is made in application of art. 2.24 CIK GP and art. 153 ISC

Décision annoncée
Decision announced

Date / Date: **22/03/2014**

Heure / Time: **12:43**

Nom / Name

Signature

Président du Collège / *Chairman of the Panel:*

Oronzo Di Bari (I) :

Membres du Collège / *Members of the Panel:*

Giovanni Valentino (I) :

Nicola Giorgione (I) :

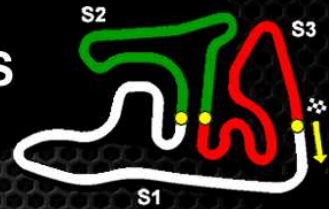
NOTIFICATION AU CONCURRENT CONCERNÉ / NOTIFICATION TO THE RELEVANT ENTRANT

Je soussigné :
I undersigned: Nom personnel / *personal name*

Représentant du Concurrent : **PRAGA KART RACING**
Representing the Entrant: Nom du Concurrent / *Entrant's name*

Certifie avoir reçu notification du document N° **4** des Commissaires Sportifs de l'Épreuve.
Certify that I have been notified of document No. *by the Stewards of the Meeting.*

Date : Heure / Time: Signature :

**DOCUMENT N° 3****DÉCISION DES COMMISSAIRES SPORTIFS
STEWARDS' DECISION**

PÉNALITÉ INFLIGÉE AU CONCURRENT (NOM) : **PRAGA KART RACING**
PENALTY INFLICTED UPON THE ENTRANT (NAME):

NATIONALITÉ / NATIONALITY: **CZE**

N°: **20**
No.:

PILOTE : **THONON JONATHAN**
DRIVER :

Concerne la partie de l'Épreuve : **KZ2 - Qualifying Heat C-D**
Concerns the part of the event:

ÉNONCÉ / STATEMENT:**3 sec time penalty in the above session concerned****MOTIF / REASON:**

The Driver concerned was involved in an incident. In the Heat/Race concerned in 2 lap by post 7 he pushed the kart in front of him an following of this manoevre he takes an advantage (proved by relevant video sequence). Having considered the video and after hearing the Entrant concerned, the Stewards assess this manoevre as an incident according art 2.24 CIK GP. This decision is made in application of art. 2.24 CIK GP and art. 153 ISC

Décision annoncée
Decision announced

Date / Date: **22/03/2014**

Heure / Time: **12:36**

Nom / Name

Signature

Président du Collège / *Chairman of the Panel:*

Oronzo Di Bari (I) :

Membres du Collège / *Members of the Panel:*

Giovanni Valentino (I) :

Nicola Giorgione (I) :

NOTIFICATION AU CONCURRENT CONCERNÉ / NOTIFICATION TO THE RELEVANT ENTRANT

Je soussigné :
I undersigned: Nom personnel / *personal name*

Représentant du Concurrent : **PRAGA KART RACING**
Representing the Entrant: Nom du Concurrent / *Entrant's name*

Certifie avoir reçu notification du document N° **3** des Commissaires Sportifs de l'Épreuve.
Certify that I have been notified of document No. *by the Stewards of the Meeting.*

Date : Heure / Time: Signature :

DOCUMENT N° 2

DÉCISION DES COMMISSAIRES SPORTIFS
STEWARDS' DECISION

PÉNALITÉ INFLIGÉE AU CONCURRENT (NOM) : **COMER TOP KART**
PENALTY INFLICTED UPON THE ENTRANT (NAME):

NATIONALITÉ / NATIONALITY: **ITA**

N°: **3**
No.:

PILOTE : **BECCARIA MICHELE**
DRIVER :

Concerne la partie de l'Épreuve : **KZ2 - Qualifying Heat C-D**
Concerns the part of the event:

ÉNONCÉ / STATEMENT:

3 sec time penalty in the above session concerned

MOTIF / REASON:

The Driver concerned was involved in an incident. In the Heat/Race concerned in 1 lap by post 4 he pushed the kart in front of him an following of this manoevre he takes an advantage (proved by relevant video sequence). Having considered the video and after hearing the Entrant concerned, the Stewards assess this manoevre as an incident according art 2.24 CIK GP. This decision is made in application of art. 2.24 CIK GP and art. 153 ISC

Décision annoncée
Decision announced

Date / Date: **22/03/2014**

Heure / Time: **12:34**

Nom / Name

Signature

Président du Collège / Chairman of the Panel:

Oronzo Di Bari (I) :

Membres du Collège / Members of the Panel:

Giovanni Valentino (I) :

Nicola Giorgione (I) :

NOTIFICATION AU CONCURRENT CONCERNÉ / NOTIFICATION TO THE RELEVANT ENTRANT

Je soussigné :
I undersigned: Nom personnel / personal name

Représentant du Concurrent : **COMER TOP KART**
Representing the Entrant: Nom du Concurrent / Entrant's name

Certifie avoir reçu notification du document N° **2** des Commissaires Sportifs de l'Épreuve.
Certify that I have been notified of document No. by the Stewards of the Meeting.

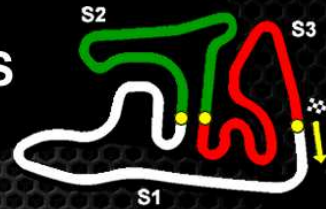
Date : Heure / Time: Signature :



WSK SUPER MASTER SERIES

SARNO 20 - 23.03.2014

ITALY



KZ2

KZ2

Qualifying Heat C-D

Lap Chart

For information purposes. No official / regulatory value

	1	2	3	4	5	6	7	8	9	10	11	12	13	14	15	16	17	18	19	20	21	22	23	24	25	26	27	28
Grid	23	31	10	26	35	21	59	43	39	18	20	19	7	22	16	14	54	36	4	64	45	53	12	28	42	3	44	41
Start	23	31	26	10	21	43	59	39	18	35	20	22	7	14	19	54	16	4	45	42	12	64	53	28	3	41	36	44
Lap 1 Interval	23	26 0.3	10 0.1	21 0.1	31 0.3	59 0.6	22 0.4	43 0.1	39 0.2	18 0.2	20 0.1	14 0.6	7 0.3	35 0.1	54 0.2	4 0.4	12 0.7	53 0.2	16 0.3	3 0.6	19 0.1	42 0.2	28 0.1	41 0.3	36 0.9	45 0.0	44 0.2	64 0.7
Lap 2	23	31 0.9	22 1.3	59 0.1	39 0.3	43 0.2	10 1.3	7 0.4	35 0.0	54 0.3	4 0.2	53 0.4	12 0.5	16 0.5	21 0.3	3 0.2	20 1.2	42 0.1	19 0.2	14 0.3	18 0.0	41 0.1	28 0.1	45 0.8	36 0.1	64 0.1	44 0.6	
Lap 3	23	31 0.8	22 1.7	59 0.1	39 0.2	43 0.1	10 1.6	35 0.1	7 0.2	4 1.0	53 0.1	54 0.4	12 0.1	21 0.1	16 0.4	3 0.4	20 0.6	42 0.4	19 0.5	18 0.2	41 0.3	14 0.2	28 0.3	45 0.4	64 1.1	36 0.9	44 0.6	
Lap 4	23	31 0.5	59 2.4	39 0.2	22 0.6	43 0.1	35 0.7	10 0.3	7 0.1	4 1.3	53 0.2	54 0.2	21 0.0	12 0.3	16 0.3	20 0.5	3 0.4	42 0.4	19 0.5	18 0.0	41 0.7	14 0.1	28 0.4	45 0.2	64 1.1	36 1.3	44 1.4	
Lap 5	23	31 0.4	59 2.9	39 0.3	22 0.4	43 0.3	35 0.2	7 0.5	10 0.3	4 1.2	53 0.2	21 1.0	12 0.2	16 0.4	20 0.0	3 0.7	42 0.2	18 0.3	19 0.4	41 1.1	14 0.0	28 0.1	45 0.2	64 0.8	36 1.8	54 0.4	44 1.7	
Lap 6	23	31 0.3	59 3.2	39 0.4	22 0.3	43 0.1	35 0.1	7 0.4	10 0.4	4 1.3	53 0.2	21 0.7	12 0.5	20 0.2	16 0.6	3 0.9	18 0.1	42 0.3	19 0.3	14 1.2	45 0.5	41 0.2	28 0.2	64 0.0	54 2.3	36 0.6	44 2.4	
Lap 7	23	31 0.4	59 3.4	39 0.6	22 0.2	35 0.6	7 0.2	10 0.4	43 0.1	4 1.1	53 0.3	21 0.2	20 0.9	12 0.2	16 1.0	18 0.1	42 1.2	3 0.2	19 0.4	14 0.4	45 0.5	41 0.6	28 0.1	64 0.0	54 1.8	36 0.7		
Lap 8	23	31 0.3	59 3.8	39 0.5	22 0.2	35 0.3	7 0.3	10 0.5	43 0.4	4 1.1	21 0.4	53 0.4	20 0.2	12 0.7	18 1.1	16 0.5	42 0.7	3 0.6	19 0.5	14 0.1	45 0.5	41 1.1	64 0.4	28 0.2	54 1.0	36 0.9		
Lap 9	23	31 0.2	59 4.0	39 0.5	22 0.2	35 0.1	7 0.2	10 0.6	43 0.3	21 1.2	4 0.3	20 0.5	53 0.2	12 0.6	18 0.8	16 1.0	42 0.5	3 1.0	14 0.7	19 0.3	45 0.1	41 1.5	64 0.1	28 0.2	54 0.5	36 1.4		

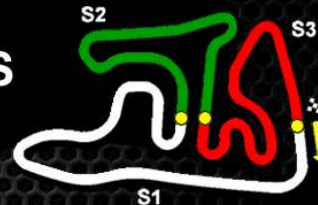
KZ2

KZ2 Qualifying Heat C-D

Lap Time Analysis

For information purposes. No official / regulatory value

Laps	Sector 1	Sector 2	Sector 3	Lap Time	Laps	Sector 1	Sector 2	Sector 3	Lap Time	Laps	Sector 1	Sector 2	Sector 3	Lap Time
No.3 BECCARIA MICHELE					No.14 MARCON NICOLA					No.21 HAJEK PATRIK				
1	30.954	19.726	22.253	1:12.933	6	26.636	18.821	20.590	1:06.047	2	28.181	22.637	21.957	1:12.775
2	27.378	19.274	21.110	1:07.762	7	26.703	18.812	20.933	1:06.448	3	26.904	18.839	20.685	1:06.428
3	27.027	19.079	20.915	1:07.021	8	26.745	18.766	20.598	1:06.109	4	26.561	18.723	20.625	1:05.909
4	26.838	19.002	21.108	1:06.948	9	26.675	18.845	20.607	1:06.127	5	27.074	18.676	20.571	1:06.321
5	26.971	18.971	20.733	1:06.675	No.16 KARPOV KRILL					6	26.451	18.666	20.673	1:05.790
6	26.829	19.013	20.759	1:06.601	1	29.876	19.447	21.379	1:10.702	7	26.613	18.731	20.591	1:05.935
7	26.956	19.515	20.836	1:07.307	2	27.921	22.424	22.467	1:12.812	8	26.461	18.653	20.542	1:05.656
8	26.827	18.891	20.717	1:06.435	3	27.484	19.047	20.989	1:07.520	9	26.547	18.705	20.632	1:05.884
9	26.747	18.961	20.774	1:06.482	4	26.787	18.938	20.719	1:06.444	No.22 LUNDBERG DOUGLAS				
No.4 CUNATI SIMONE					No.18 FORE DAVIDE					No.23 DALE ANDREA				
1	30.290	19.731	21.516	1:11.537	1	30.014	19.930	22.432	1:12.869	1	29.221	19.347	20.983	1:09.551
2	27.362	19.222	20.945	1:07.529	2	27.313	19.133	21.360	1:07.806	2	27.227	19.010	20.769	1:07.006
3	27.220	19.223	20.876	1:07.319	3	26.980	19.294	20.902	1:07.176	3	26.948	18.913	20.879	1:06.740
4	26.642	19.046	20.869	1:06.557	4	26.774	18.886	20.785	1:06.445	4	27.166	19.508	20.905	1:07.579
5	26.625	18.804	20.701	1:06.130	5	26.993	18.922	20.842	1:06.757	5	26.693	18.818	20.663	1:06.174
6	26.513	18.831	20.657	1:06.001	6	26.923	18.836	20.731	1:06.490	6	26.525	18.758	20.839	1:06.122
7	26.594	18.806	20.652	1:06.052	7	26.747	18.856	21.042	1:06.645	7	26.611	18.726	20.580	1:05.917
8	26.537	18.841	20.769	1:06.147	8	27.073	18.896	20.736	1:06.705	8	26.578	18.837	20.713	1:06.128
9	26.617	18.836	21.010	1:06.463	9	26.628	18.836	20.859	1:06.323	9	26.517	18.787	20.762	1:06.066
No.7 TORSELLINI MIRKO					No.19 IDZKOWSKI BARTOSZ					No.26 IGLESIAS JEREMY				
1	30.308	19.463	21.459	1:11.230	1	31.736	19.798	22.169	1:13.703	1	29.086	19.148	20.888	1:09.122
2	27.385	19.256	21.138	1:07.779	2	27.971	19.493	21.741	1:09.205	2	27.091	18.999	20.662	1:06.752
3	27.346	18.811	20.723	1:06.880	3	27.145	19.013	20.883	1:07.041	3	26.924	18.887	20.659	1:06.470
4	26.749	18.879	20.697	1:06.325	4	26.655	18.787	20.685	1:06.127	4	26.740	18.841	20.648	1:06.229
5	26.574	18.724	20.564	1:05.862	5	26.797	18.733	20.617	1:06.147	5	26.545	18.753	20.559	1:05.857
6	26.526	18.651	20.642	1:05.819	6	26.897	18.794	20.560	1:06.251	6	26.568	18.751	20.486	1:05.805
7	26.543	18.797	20.675	1:06.015	7	26.427	18.610	20.593	1:05.630	7	26.515	18.698	20.466	1:05.679
8	26.548	18.689	20.623	1:05.860	8	26.762	18.805	20.502	1:06.069	8	26.597	18.775	20.514	1:05.886
9	26.590	18.588	20.685	1:05.863	9	26.587	18.724	20.517	1:05.828	9	26.519	18.739	20.546	1:05.804
No.10 DE CONTO PAOLO					No.20 THONON JONATHAN					No.28 ENRICO PROSPERI				
1	29.216	19.017	20.996	1:09.229	1	29.980	19.291	21.079	1:10.350	1	31.623	20.130	21.842	1:13.595
2	29.738	19.546	21.365	1:10.649	2	27.971	19.493	21.741	1:09.205	2	27.610	19.957	21.946	1:09.513
3	27.203	18.857	20.792	1:06.852	3	27.145	19.013	20.883	1:07.041	3	27.298	19.125	21.067	1:07.490
4	27.005	18.857	20.755	1:06.617	4	26.675	18.862	20.804	1:06.341	4	26.843	18.882	20.842	1:06.567
5	26.982	18.769	20.562	1:06.313	5	27.100	18.800	20.750	1:06.650	5	26.791	18.987	20.858	1:06.636
6	26.624	18.713	20.587	1:05.924	6	26.660	18.866	20.901	1:06.427					
7	26.629	18.697	20.769	1:06.095	7	26.630	19.489	20.884	1:07.003					
8	26.667	18.675	20.567	1:05.909	8	26.861	18.872	20.761	1:06.494					
9	26.629	18.769	20.600	1:05.998	9	26.826	19.235	20.940	1:07.001					



KZ2 Qualifying Heat C-D

Starting Grid

Subject to scrutineering & sporting investigations

44	MELAS RICCARDO CRG / TM / BRIDG		14	41	SESSA ENNIO BIREL / TM / BRIDG	
42	DI POTO LUIGI FK / TM / BRIDG		13	3	BECCARIA MICHELE TOP KART / PARILLA / BRIDG	
12	CARLTON GARY TB KART / MODENA / BRIDG		12	28	ENRICO PROSPERI CRG / TM / BRIDG	
45	TORNQVIST MORGAN CRG / PARILLA / BRIDG		11	53	WERNERSSON JESPER CRG / TM / BRIDG	
4	CUNATI SIMONE TOP KART / PARILLA / BRIDG		10	64	GRANT RYAN MARANELLO / TM / BRIDG	
54	BARBERINI COSIMO INTREPID / TM / BRIDG		9	36	MARTINEZ GIOVANNI CRG / MAXTER / BRIDG	
16	KARPOV KRILL TONY KART / TM / BRIDG		8	14	MARCON NICOLA ENERGY / TM / BRIDG	
7	TORSELLINI MIRKO ART GP / TM / BRIDG		7	22	LUNDBERG DOUGLAS Alpha Karting / TM / BRIDG	
20	THONON JONATHAN PRAGA / PARILLA / BRIDG		6	19	IDZKOWSKI BARTOSZ CRG / MAXTER / BRIDG	
39	ZANCHETTA MARCO MARANELLO / TM / BRIDG		5	18	FORE DAVIDE CRG / TM / BRIDG	
59	LENNOX LAMB JORDON CRG / MAXTER / BRIDG		4	43	MOLLO CIRO Rosso Korsa / TM / BRIDG	
35	TIENE FELICE CRG / MAXTER / BRIDG		3	21	HAJEK PATRIK PRAGA / PARILLA / BRIDG	
10	DE CONTO PAOLO BIREL / TM / BRIDG		2	26	IGLESIAS JEREMY LENZOKART / LKE / BRIDG	
23	DALE ANDREA CRG / MAXTER / BRIDG		1	31	KOZLINSKI ARNAUD INTREPID / TM / BRIDG	

POLE POSITION



KZ2

Document 21.1

KZ2 Qualifying Heat A-B Results

Subject to scrutineering & sporting investigations

Rnk	No.	Entrant	Nat	Driver	Nat	Equipment	Laps	Gap	Interv.	Best Lap	Penalty	Points
1	50	TONY KART RACING TEAM	ITA	CAMPONESCHI FLAVIO	ITA	TONY KART / VORTEX / BRIDG	9			1:05.088		0
2	48	ZANARDI	NLD	DREEZEN RICK	BEL	ZANARDI / PARILLA / BRIDG	9	0.805	0.805	1:05.293		2
3	6	ART GRAND PRIX SRL	ITA	HANLEY BENJAMIN	GBR	ART GP / TM / BRIDG	9	1.026	0.221	1:05.156		3
4	51	TONY KART RACING TEAM	ITA	ARDIGO MARCO	ITA	TONY KART / VORTEX / BRIDG	9	1.831	0.805	1:05.300		4
5	1	COMER TOP KART	ITA	NEGRO RICCARDO	ITA	TOP KART / TM / BRIDG	9	3.342	1.511	1:05.466		5
6	8	BIREL MOTORSPORT	ITA	PAAUWE MENNO	NLD	BIREL / TM / BRIDG	9	5.661	2.319	1:05.695		6
7	34	CRG SPA	ITA	FEDERER FABIAN	ITA	CRG / MAXTER / BRIDG	9	8.729	3.068	1:05.471		7
8	11	ROA RACING	ITA	TILLOCA LUCA	ITA	ART GP / MODENA / BRIDG	9	9.457	0.728	1:05.613		8
9	25	PRAGA KART RACING	CZE	PESCADOR JORGE	ESP	PRAGA / PARILLA / BRIDG	9	9.559	0.102	1:05.646		9
10	2	COMER TOP KART	ITA	CESETTI SAURO	ITA	TOP KART / TM / BRIDG	9	9.712	0.153	1:05.504		10
11	47	MARANELLO KART	ITA	BERNARDOTTO ENRICO	ITA	MARANELLO / TM / BRIDG	9	10.202	0.490	1:05.563		11
12	57	ASD LG MOTORSPORT	ITA	CELENTA FRANCESCO	ITA	ENERGY / TM / BRIDG	9	11.036	0.834	1:05.568		12
13	9	BIREL MOTORSPORT	ITA	MIDRLA JAN	CZE	BIREL / TM / BRIDG	9	11.118	0.082	1:05.390		13
14	77	FORMULA K	ITA	LAMMERS BAS	NLD	FK / PARILLA / BRIDG	9	12.555	1.437	1:05.548		14
15	5	COMER TOP KART	ITA	VIGANO MATTEO	ITA	TOP KART / PARILLA / BRIDG	9	12.578	0.023	1:05.861		15
16	32	INTREPID DRIVER PROCE	ITA	BRAND EDWARD	GBR	INTREPID / TM / BRIDG	9	14.543	1.965	1:06.042		16
17	29	ART GRAND PRIX FINLAN	FIN	DE RUWE XEN	BEL	ART GP / MODENA / BRIDG	9	14.947	0.404	1:05.864		17
18	49	TONY KART RACING TEAM	ITA	HANSEN ANDREAS	DNK	TONY KART / VORTEX / BRIDG	9	15.187	0.240	1:05.553		18
19	40	KK1	HRV	HABULIN KRISTIJAN	HRV	TB KART / MODENA / BRIDG	9	15.657	0.470	1:05.823		19
20	37	CORBERI MARCO	ITA	CORBERI LUCA	ITA	KOSMIC / VORTEX / BRIDG	9	16.416	0.759	1:06.239		20
21	56	MANDOZZI GIORGIO	ITA	MANDOZZI GIORGIO	ITA	INTREPID / TM / BRIDG	9	16.682	0.266	1:06.169		21
22	52	ZANARDI	NLD	PARKINS NATHAN	ZAF	ZANARDI / PARILLA / BRIDG	9	17.211	0.529	1:06.065		22
23	27	Myszkier Auto Sport	POL	MYSZKIER PAWEL	POL	CRG / TM / BRIDG	9	18.802	1.591	1:06.113		23
24	46	CRG Holland	NLD	TORNQVIST BENJAMIN	SWE	CRG / TM / BRIDG	9	19.112	0.310	1:06.262		24
25	30	ART GRAND PRIX SRL	ITA	DOUBEK MARTIN	CZE	ART GP / TM / BRIDG	9	19.868	0.756	1:06.478		25
26	33	INTREPID DRIVER PROCE	ITA	SAVONA FEDERICO	ITA	INTREPID / TM / BRIDG	9	24.176	4.308	1:05.719	+10.000	26
27	38	MARANELLO KART	ITA	CAMPLESE LORENZO	ITA	MARANELLO / TM / BRIDG	2	7 Laps	7 Laps	1:07.723		27
28	15	ENERGY CORSE SRL	ITA	ROMKEMA RICARDO	NLD	ENERGY / TM / BRIDG	0	9 Laps	2 Laps			28

No.33 SAVONA FEDERICO : 10 sec time penalty for jump start (art 2.20 CIK General Prescriptions). According to Stewards' Decision No.2.

Leaders : No.50 CAMPONESCHI FLAVIO (1-9)

Start Time : 22/03 - 11:51:58

Best Lap : No.50 CAMPONESCHI FLAVIO 1:05.088 93,97 Kph

Weather : Slightly cloudy Air : 15°C Track : Dry

Event Record : No.50 CAMPONESCHI FLAVIO 1:04.937 94,18 Kph

DOCUMENT N° 1**DÉCISION DES COMMISSAIRES SPORTIFS
STEWARDS' DECISION**

PÉNALITÉ INFLIGÉE AU CONCURRENT (NOM) : **INTREPID DRIVER PROGRAM**
PENALTY INFLICTED UPON THE ENTRANT (NAME):

NATIONALITÉ / NATIONALITY: **ITA**

N°: **33**
No.:

PILOTE : **SAVONA FEDERICO**
DRIVER :

Concerne la partie de l'Épreuve : **KZ2 - Qualifying Heat A-B**
Concerns the part of the event:

ÉNONCÉ / STATEMENT:**10 sec time penalty in the above session concerned****MOTIF / REASON:**

At the start of the session concerned, the kart concerned makes a false start (reported by the Judge of Facts). Having considered the report of the Judge of Facts, considering the video evidence and after hearing the Entrant concerned, the Stewards feel that this fact contravenes art 2.20 k and 2.24 CIK General Prescriptions. The Stewards take their decision in accordance with art 153 FIA International Sporting Code.

Décision annoncée
Decision announced

Date / Date: **22/03/2014**

Heure / Time: **12:18**

Nom / Name

Signature

Président du Collège / *Chairman of the Panel:*

Oronzo Di Bari (I) :

Membres du Collège / *Members of the Panel:*

Giovanni Valentino (I) :

Nicola Giorgione (I) :

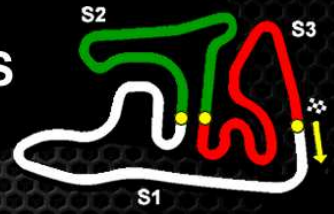
NOTIFICATION AU CONCURRENT CONCERNÉ / NOTIFICATION TO THE RELEVANT ENTRANT

Je soussigné :
I undersigned: Nom personnel / *personal name*

Représentant du Concurrent : **INTREPID DRIVER PROGRAM**
Representing the Entrant: Nom du Concurrent / *Entrant's name*

Certifie avoir reçu notification du document N° **1** des Commissaires Sportifs de l'Épreuve.
Certify that I have been notified of document No. by the Stewards of the Meeting.

Date : Heure / Time: Signature :

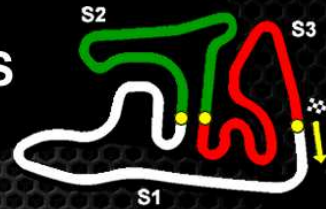


KZ2 Qualifying Heat A-B

Lap Chart

For information purposes. No official / regulatory value

	1	2	3	4	5	6	7	8	9	10	11	12	13	14	15	16	17	18	19	20	21	22	23	24	25	26	27	28
Grid	50	51	48	1	5	6	25	57	2	38	9	34	11	32	47	40	77	8	37	29	33	49	15	52	27	56	46	30
Start	50	51	1	48	6	5	57	38	25	2	34	9	11	47	40	8	32	29	33	37	15	49	77	52	56	30	46	27
Lap 1 Interval	50	51 0.3	48 0.1	1 0.3	6 0.2	5 0.7	57 0.1	8 0.0	38 0.1	11 0.1	25 0.6	34 0.2	2 0.4	47 0.3	32 0.7	29 0.1	33 0.1	49 0.4	37 0.6	77 0.0	40 0.1	30 0.1	52 0.2	56 0.2	9 0.0	27 0.2	46 0.2	
Lap 2	50	51 0.3	48 0.1	1 0.3	6 0.1	8 1.2	38 1.4	57 0.0	11 0.1	25 0.2	5 0.2	34 0.0	2 0.3	47 0.2	29 0.2	33 0.0	32 0.2	49 0.1	37 0.7	40 0.5	9 0.6	77 0.1	52 0.3	27 0.3	56 0.0	30 0.1	46 0.1	
Lap 3	50	48 0.3	51 0.3	6 0.2	1 0.2	8 1.3	11 2.6	57 0.0	25 0.3	34 0.0	5 0.2	47 0.2	2 0.4	29 0.2	33 0.1	32 0.4	37 0.2	49 0.2	9 0.2	77 0.4	40 0.1	52 0.3	56 1.1	30 0.5	27 0.1	46 0.1		
Lap 4	50	48 0.3	51 0.2	6 0.2	1 0.4	8 1.5	11 2.7	57 0.4	25 0.3	34 0.1	47 0.3	5 0.2	2 0.1	29 0.9	32 0.1	37 0.1	33 0.1	9 0.4	77 0.1	40 0.3	49 0.0	52 0.2	56 0.9	30 0.9	27 0.3	46 0.2		
Lap 5	50	48 0.3	51 0.2	6 0.2	1 0.5	8 1.8	11 2.7	25 0.7	34 0.0	57 0.2	47 0.3	2 0.2	5 0.2	32 1.3	29 0.2	9 0.1	37 0.3	77 0.1	33 0.2	49 0.2	40 0.1	52 0.2	56 0.7	30 1.2	27 0.2	46 0.1		
Lap 6	50	48 0.4	51 0.3	6 0.2	1 0.7	8 2.1	11 2.7	34 0.6	25 0.3	47 0.7	2 0.0	5 0.9	57 0.1	9 0.7	32 0.6	29 0.2	77 0.0	33 0.2	37 0.2	49 0.1	40 0.2	52 0.3	56 0.6	30 2.1	27 0.0	46 0.2		
Lap 7	50	48 0.4	51 0.2	6 0.1	1 1.2	8 2.2	11 2.7	34 0.2	25 0.7	2 0.6	47 0.2	5 0.8	57 0.1	9 0.4	77 1.1	32 0.9	33 0.2	37 0.4	29 0.1	49 0.4	40 0.2	56 0.4	52 0.8	27 1.1	46 0.2	30 0.4		
Lap 8	50	48 0.6	6 0.2	51 0.5	1 1.2	8 2.2	11 2.6	34 0.1	25 0.9	2 0.4	47 0.3	57 1.0	9 0.4	5 0.3	77 0.7	33 1.3	32 0.2	29 0.5	49 0.5	40 0.2	37 0.3	56 0.3	52 0.6	27 1.5	46 0.1	30 0.5		
Lap 9	50	48 0.8	6 0.2	51 0.8	1 1.5	8 2.3	34 3.0	11 0.7	25 0.1	2 0.1	47 0.4	57 0.8	9 0.0	77 1.4	5 0.0	33 1.5	32 0.3	29 0.4	49 0.2	40 0.4	37 0.7	56 0.2	52 0.5	27 1.5	46 0.3	30 0.7		



KZ2

KZ2 Qualifying Heat A-B

Lap Time Analysis





For information purposes. No official / regulatory value

Laps	Sector 1	Sector 2	Sector 3	Lap Time	Laps	Sector 1	Sector 2	Sector 3	Lap Time	Laps	Sector 1	Sector 2	Sector 3	Lap Time
9	26.593	18.842	20.690	1:06.125	2	26.740	18.852	20.613	1:06.205	9	26.664	18.821	20.580	1:06.065
No.37 CORBERI LUCA					No.49 HANSEN ANDREAS					No.56 MANDOZZI GIORGIO				
1	30.919	19.672	21.642	1:12.233	1	30.214	19.550	21.723	1:11.487	1	31.158	19.819	21.663	1:12.640
2	26.938	18.971	20.677	1:06.586	2	26.746	18.983	20.746	1:06.475	2	27.435	18.977	21.438	1:07.850
3	26.758	18.909	21.028	1:06.695	3	26.790	18.988	21.893	1:07.671	3	27.481	18.837	20.768	1:07.086
4	27.014	18.803	20.571	1:06.388	4	27.690	18.903	20.829	1:07.422	4	26.736	18.824	20.724	1:06.284
5	26.898	19.186	20.744	1:06.828	5	26.670	18.714	20.777	1:06.161	5	26.736	18.784	20.729	1:06.249
6	26.837	19.094	20.885	1:06.816	6	26.660	18.832	20.897	1:06.389	6	26.705	18.866	20.798	1:06.369
7	27.234	18.831	20.919	1:06.984	7	27.744	19.015	20.644	1:07.403	7	26.871	19.006	20.990	1:06.867
8	27.029	19.436	20.777	1:07.242	8	26.639	18.856	20.632	1:06.127	8	26.685	18.903	20.724	1:06.312
9	26.593	18.955	20.691	1:06.239	9	26.366	18.664	20.523	1:05.553	9	26.589	18.772	20.808	1:06.169
No.38 CAMPLESE LORENZO					No.50 CAMPONESCHI FLAVIO					No.57 CELENTA FRANCESCO				
1	28.853	18.926	21.708	1:09.487	1	28.687	18.914	20.765	1:08.366	1	29.550	18.926	21.024	1:09.500
2	27.251	19.296	21.176	1:07.723	2	26.825	18.786	20.670	1:06.281	2	27.287	19.599	21.085	1:07.971
No.40 HABULIN KRISTIJAN					No.51 ARDIGO MARCO					No.77 LAMMERS BAS				
1	31.049	19.561	22.255	1:12.865	1	28.697	18.879	20.900	1:08.476	1	30.584	19.723	21.838	1:12.145
2	27.119	19.057	20.794	1:06.970	2	26.776	18.800	20.697	1:06.273	2	27.041	19.405	21.416	1:07.862
3	26.674	18.777	21.710	1:07.161	3	26.855	18.677	20.479	1:06.011	3	26.560	18.718	21.010	1:06.288
4	26.776	18.832	20.909	1:06.517	4	26.406	18.649	20.351	1:05.406	4	26.610	18.852	20.853	1:06.315
5	26.954	18.746	20.743	1:06.443	5	26.304	18.641	20.379	1:05.324	5	26.509	18.811	20.753	1:06.073
6	26.653	18.755	21.029	1:06.437	6	26.256	18.666	20.333	1:05.255	6	26.492	18.935	20.814	1:06.241
7	27.355	19.300	20.748	1:07.403	7	26.331	18.615	20.381	1:05.327	7	26.501	18.767	20.532	1:05.800
8	26.565	18.895	20.621	1:06.081	8	26.320	18.633	20.296	1:05.249	8	26.421	18.673	20.454	1:05.548
9	26.492	18.714	20.617	1:05.823	9	26.252	18.541	20.295	1:05.088	9	26.328	18.709	20.694	1:05.731
No.46 TORNQVIST BENJAMIN					No.52 PARKINS NATHAN									
1	30.907	19.988	21.763	1:12.658	1	31.152	19.924	21.532	1:12.608					
2	27.232	19.154	21.250	1:07.636	2	26.942	19.042	21.740	1:07.724					
3	27.688	19.051	20.864	1:07.603	3	26.556	18.968	20.787	1:06.311					
4	26.948	19.062	20.982	1:06.992	4	26.688	19.034	20.813	1:06.535					
5	26.723	18.815	20.724	1:06.262	5	26.891	18.778	20.710	1:06.379					
6	26.862	19.357	21.029	1:07.248	6	26.644	18.796	21.112	1:06.552					
7	26.954	18.991	20.718	1:06.663	7	27.194	19.193	21.911	1:08.298					
8	26.687	18.927	20.758	1:06.372	8	26.698	18.824	20.601	1:06.123					
9	26.754	18.806	20.703	1:06.263										
No.47 BERNARDOTTO ENRICO														
1	29.912	19.597	21.028	1:10.537										
2	26.744	19.120	21.359	1:07.223										
3	26.880	19.216	20.762	1:06.858										
4	26.680	18.882	20.605	1:06.167										
5	26.391	18.713	20.754	1:05.858										
6	26.461	19.039	20.661	1:06.161										
7	26.863	18.734	20.411	1:06.008										
8	26.428	18.680	20.455	1:05.563										
9	26.512	18.802	20.579	1:05.893										
No.48 DREEZEN RICK														
1	28.749	18.794	20.783	1:08.326										

KZ2 Qualifying Heat A-B

Starting Grid

Subject to scrutineering & sporting investigations

46	TORNQVIST BENJAMIN CRG / TM / BRIDG		14	30	DOUBEK MARTIN ART GP / TM / BRIDG	
27	MYSZKIER PAWEL CRG / TM / BRIDG		13	56	MANDOZZI GIORGIO INTREPID / TM / BRIDG	
15	ROMKEMA RICARDO ENERGY / TM / BRIDG		12	52	PARKINS NATHAN ZANARDI / PARILLA / BRIDG	
33	SAVONA FEDERICO INTREPID / TM / BRIDG		11	49	HANSEN ANDREAS TONY KART / VORTEX / BRIDG	
37	CORBERI LUCA KOSMIC / VORTEX / BRIDG		10	29	DE RUWE XEN ART GP / MODENA / BRIDG	
77	LAMMERS BAS FK / PARILLA / BRIDG		9	8	PAAUWE MENNO BIREL / TM / BRIDG	
47	BERNARDOTTO ENRICO MARANELLO / TM / BRIDG		8	40	HABULIN KRISTIJAN TB KART / MODENA / BRIDG	
11	TILLOCA LUCA ART GP / MODENA / BRIDG		7	32	BRAND EDWARD INTREPID / TM / BRIDG	
9	MIDRLA JAN BIREL / TM / BRIDG		6	34	FEDERER FABIAN CRG / MAXTER / BRIDG	
2	CESETTI SAURO TOP KART / TM / BRIDG		5	38	CAMPLESE LORENZO MARANELLO / TM / BRIDG	
25	PESCADOR JORGE PRAGA / PARILLA / BRIDG		4	57	CELENTA FRANCESCO ENERGY / TM / BRIDG	
5	VIGANO MATTEO TOP KART / PARILLA / BRIDG		3	6	HANLEY BENJAMIN ART GP / TM / BRIDG	
48	DREEZEN RICK ZANARDI / PARILLA / BRIDG		2	1	NEGRO RICCARDO TOP KART / TM / BRIDG	
50	CAMPONESCHI FLAVIO TONY KART / VORTEX / BRIDG		1	51	ARDIGO MARCO TONY KART / VORTEX / BRIDG	

POLE POSITION

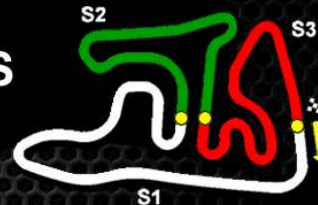

KZ2
Document 12

KZ2 Qualifying Practice (QP) Results

Subject to scrutineering & sporting investigations

Rnk	No.	Entrant	Nat	Driver	Nat	Equipment	QP1S1	QP1S2	Time	Gap	Laps	Group
1	50	TONY KART RACING TEAM	ITA	CAMPONESCHI FLAVIO	ITA	TONY KART / VORTEX / BRIDG	1:04.937	-	1:04.937		6	A
2	51	TONY KART RACING TEAM	ITA	ARDIGO MARCO	ITA	TONY KART / VORTEX / BRIDG	1:05.062	-	1:05.062	0.125	7	B
3	23	DALE ANDREA	ITA	DALE ANDREA	ITA	CRG / MAXTER / BRIDG	1:05.101	-	1:05.101	0.164	6	C
4	31	INTREPID DRIVER PROGR	ITA	KOZLINSKI ARNAUD	FRA	INTREPID / TM / BRIDG	-	1:05.196	1:05.196	0.259	6	D
5	48	ZANARDI	NLD	DREEZEN RICK	BEL	ZANARDI / PARILLA / BRIDG	1:05.251	-	1:05.251	0.314	5	A
6	1	COMER TOP KART	ITA	NEGRO RICCARDO	ITA	TOP KART / TM / BRIDG	1:05.251	-	1:05.251	0.314	5	B
7	10	BIREL MOTORSPORT	ITA	DE CONTO PAOLO	ITA	BIREL / TM / BRIDG	-	1:05.308	1:05.308	0.371	6	C
8	26	LENZOKART	ITA	IGLESIAS JEREMY	FRA	LENZOKART / LKE / BRIDG	1:05.388	-	1:05.388	0.451	7	D
9	5	COMER TOP KART	ITA	VIGANO MATTEO	ITA	TOP KART / PARILLA / BRIDG	1:05.393	-	1:05.393	0.456	5	A
10	6	ART GRAND PRIX SRL	ITA	HANLEY BENJAMIN	GBR	ART GP / TM / BRIDG	-	1:05.399	1:05.399	0.462	6	B
11	35	Crg SPA	ITA	TIENE FELICE	ITA	CRG / MAXTER / BRIDG	1:05.419	-	1:05.419	0.482	6	C
12	21	PRAGA KART RACING	CZE	HAJEK PATRIK	CZE	PRAGA / PARILLA / BRIDG	-	1:05.444	1:05.444	0.507	6	D
13	25	PRAGA KART RACING	CZE	PESCADOR JORGE	ESP	PRAGA / PARILLA / BRIDG	1:05.466	-	1:05.466	0.529	6	A
14	57	ASD LG MOTORSPORT	ITA	CELENTA FRANCESCO	ITA	ENERGY / TM / BRIDG	1:05.476	-	1:05.476	0.539	7	B
15	59	Crg SPA	ITA	LENNOX LAMB JORDON	GBR	CRG / MAXTER / BRIDG	1:05.495	-	1:05.495	0.558	6	C
16	43	MOLLO CIRO	ITA	MOLLO CIRO	ITA	Rosso Korsa / TM / BRIDG	-	1:05.495	1:05.495	0.558	6	D
17	2	COMER TOP KART	ITA	CESETTI SAURO	ITA	TOP KART / TM / BRIDG	1:05.502	-	1:05.502	0.565	6	A
18	38	MARANELLO KART	ITA	CAMPLESE LORENZO	ITA	MARANELLO / TM / BRIDG	1:05.508	-	1:05.508	0.571	6	B
19	39	Gerber Team Corse	CHE	ZANCHETTA MARCO	ITA	MARANELLO / TM / BRIDG	1:05.521	-	1:05.521	0.584	7	C
20	18	DTK Racing Team Poland	POL	FORE DAVIDE	ITA	CRG / TM / BRIDG	-	1:05.541	1:05.541	0.604	6	D
21	9	BIREL MOTORSPORT	ITA	MIDRLA JAN	CZE	BIREL / TM / BRIDG	-	1:05.572	1:05.572	0.635	6	A
22	34	Crg SPA	ITA	FEDERER FABIAN	ITA	CRG / MAXTER / BRIDG	-	1:05.580	1:05.580	0.643	7	B
23	20	PRAGA KART RACING	CZE	THONON JONATHAN	BEL	PRAGA / PARILLA / BRIDG	-	1:05.591	1:05.591	0.654	6	C
24	19	DTK Racing Team Poland	POL	IDZKOWSKI BARTOSZ	POL	CRG / MAXTER / BRIDG	1:05.592	-	1:05.592	0.655	6	D
25	11	ROA RACING	ITA	TILLOCA LUCA	ITA	ART GP / MODENA / BRIDG	1:05.597	-	1:05.597	0.660	6	A
26	32	INTREPID DRIVER PROGR	ITA	BRAND EDWARD	GBR	INTREPID / TM / BRIDG	1:05.602	-	1:05.602	0.665	6	B
27	7	ART GRAND PRIX SRL	ITA	TORSELLINI MIRKO	ITA	ART GP / TM / BRIDG	1:05.621	-	1:05.621	0.684	6	C
28	22	LUNDBERG DOUGLAS	SWE	LUNDBERG DOUGLAS	SWE	Alpha Karting / TM / BRIDG	-	1:05.650	1:05.650	0.713	6	D
29	47	MARANELLO KART	ITA	BERNARDOTTO ENRICO	ITA	MARANELLO / TM / BRIDG	1:05.703	-	1:05.703	0.766	7	A
30	40	KK1	HRV	HABULIN KRISTIJAN	HRV	TB KART / MODENA / BRIDG	1:05.754	-	1:05.754	0.817	6	B
31	16	Team Komarov	RUS	KARPOV KRILL	RUS	TONY KART / TM / BRIDG	1:05.784	-	1:05.784	0.847	6	C
32	14	ENERGY CORSE SRL	ITA	MARCON NICOLA	ITA	ENERGY / TM / BRIDG	-	1:05.796	1:05.796	0.859	6	D
33	77	FORMULA K	ITA	LAMMERS BAS	NLD	FK / PARILLA / BRIDG	1:05.833	-	1:05.833	0.896	7	A
34	8	BIREL MOTORSPORT	ITA	PAAUWE MENNO	NLD	BIREL / TM / BRIDG	-	1:05.850	1:05.850	0.913	7	B
35	54	BARBERINI COSIMO	ITA	BARBERINI COSIMO	ITA	INTREPID / TM / BRIDG	-	1:05.868	1:05.868	0.931	6	C
36	36	Crg SPA	ITA	MARTINEZ GIOVANNI	ITA	CRG / MAXTER / BRIDG	1:05.873	-	1:05.873	0.936	6	D
37	37	CORBERI MARCO	ITA	CORBERI LUCA	ITA	KOSMIC / VORTEX / BRIDG	-	1:05.919	1:05.919	0.982	6	A
38	29	ART GRAND PRIX FINLAND	FIN	DE RUWE XEN	BEL	ART GP / MODENA / BRIDG	1:05.923	-	1:05.923	0.986	7	B
39	4	COMER TOP KART	ITA	CUNATI SIMONE	ITA	TOP KART / PARILLA / BRIDG	-	1:05.928	1:05.928	0.991	6	C
40	64	MARANELLO KART	ITA	GRANT RYAN	NZL	MARANELLO / TM / BRIDG	-	1:05.942	1:05.942	1.005	6	D
41	33	INTREPID DRIVER PROGR	ITA	SAVONA FEDERICO	ITA	INTREPID / TM / BRIDG	-	1:05.965	1:05.965	1.028	6	A
42	49	TONY KART RACING TEAM	ITA	HANSEN ANDREAS	DNK	TONY KART / VORTEX / BRIDG	-	1:05.980	1:05.980	1.043	6	B
43	45	CRG Holland	NLD	TORNQVIST MORGAN	SWE	CRG / PARILLA / BRIDG	1:05.988	-	1:05.988	1.051	7	C
44	53	CRG Holland	NLD	WERNERSSON JESPER	SWE	CRG / TM / BRIDG	-	1:06.013	1:06.013	1.076	7	D
45	15	ENERGY CORSE SRL	ITA	ROMKEMA RICARDO	NLD	ENERGY / TM / BRIDG	-	1:06.019	1:06.019	1.082	6	A
46	52	ZANARDI	NLD	PARKINS NATHAN	ZAF	ZANARDI / PARILLA / BRIDG	-	1:06.057	1:06.057	1.120	6	B
47	12	TB KART	ITA	CARLTON GARY	USA	TB KART / MODENA / BRIDG	-	1:06.111	1:06.111	1.174	6	C

Gap Between Series : 100.40%







KZ2

Document 12

KZ2 Qualifying Practice (QP) Results

Subject to scrutineering & sporting investigations

Rnk	No.	Entrant	Nat	Driver	Nat	Equipment	QP1S1	QP1S2	Time	Gap	Laps	Group
48	28	PROSPERI ENRICO	ESP	 ENRICO PROSPERI	ESP	CRG / TM / BRIDG	1:06.117	-	1:06.117	1.180	6	D
49	27	Myszkier Auto Sport	POL	 MYSZKIER PAWEL	POL	CRG / TM / BRIDG	1:06.119	-	1:06.119	1.182	6	A
50	56	MANDOZZI GIORGIO	ITA	 MANDOZZI GIORGIO	ITA	INTREPID / TM / BRIDG	-	1:06.265	1:06.265	1.328	6	B
51	42	DI POTO LUIGI	ITA	 DI POTO LUIGI	ITA	FK / TM / BRIDG	-	1:06.271	1:06.271	1.334	6	C
52	3	COMER TOP KART	ITA	 BECCARIA MICHELE	ITA	TOP KART / PARILLA / BRIDG	-	1:06.341	1:06.341	1.404	5	D
53	46	CRG Holland	NLD	 TORNQVIST BENJAMIN	SWE	CRG / TM / BRIDG	-	1:06.603	1:06.603	1.666	7	A
54	30	ART GRAND PRIX SRL	ITA	 DOUBEK MARTIN	CZE	ART GP / TM / BRIDG	-	1:06.693	1:06.693	1.756	6	B
55	44	MATTU BASTIANO	ITA	 MELAS RICCARDO	ITA	CRG / TM / BRIDG	-	1:07.173	1:07.173	2.236	6	C
56	41	SESSA ENNIO	ITA	 SESSA ENNIO	ITA	BIREL / TM / BRIDG	1:09.380	-	1:09.380	4.443	1	D

Gap Between Series : 100.40%

KZ2
Document 11
KZ2 Qualifying Practice 1 Series 2 (QP1S2)

Subject to scrutineering & sporting investigations

Results

Rnk	No.	Entrant	Nat	Driver	Nat	Equipment	Sector 1	Sector 2	Sector 3	Time	Gap	Laps
1	31	INTREPID DRIVER PROG	ITA	KOZLINSKI ARNAUD	FRA	INTREPID / TM / BRIDG	26.240	18.609	20.347	1:05.196		6
2	10	BIREL MOTORSPORT	ITA	DE CONTO PAOLO	ITA	BIREL / TM / BRIDG	26.328	18.603	20.377	1:05.308	0.112	6
3	6	ART GRAND PRIX SRL	ITA	HANLEY BENJAMIN	GBR	ART GP / TM / BRIDG	26.294	18.701	20.404	1:05.399	0.203	6
4	21	PRAGA KART RACING	CZE	HAJEK PATRIK	CZE	PRAGA / PARILLA / BRIDG	26.407	18.560	20.477	1:05.444	0.248	6
5	43	MOLLO CIRO	ITA	MOLLO CIRO	ITA	Rosso Korsa / TM / BRIDG	26.349	18.655	20.491	1:05.495	0.299	6
6	18	DTK Racing Team Poland	POL	FORE DAVIDE	ITA	CRG / TM / BRIDG	26.454	18.701	20.386	1:05.541	0.345	6
7	9	BIREL MOTORSPORT	ITA	MIDRLA JAN	CZE	BIREL / TM / BRIDG	26.382	18.740	20.450	1:05.572	0.376	6
8	34	Crg SPA	ITA	FEDERER FABIAN	ITA	CRG / MAXTER / BRIDG	26.365	18.733	20.482	1:05.580	0.384	7
9	20	PRAGA KART RACING	CZE	THONON JONATHAN	BEL	PRAGA / PARILLA / BRIDG	26.353	18.599	20.639	1:05.591	0.395	6
10	22	LUNDBERG DOUGLAS	SWE	LUNDBERG DOUGLAS	SWE	Alpha Karting / TM / BRIDG	26.451	18.716	20.483	1:05.650	0.454	6
11	14	ENERGY CORSE SRL	ITA	MARCON NICOLA	ITA	ENERGY / TM / BRIDG	26.511	18.784	20.501	1:05.796	0.600	6
12	8	BIREL MOTORSPORT	ITA	PAAUWE MENNO	NLD	BIREL / TM / BRIDG	26.552	18.692	20.606	1:05.850	0.654	7
13	54	BARBERINI COSIMO	ITA	BARBERINI COSIMO	ITA	INTREPID / TM / BRIDG	26.524	18.799	20.545	1:05.868	0.672	6
14	37	CORBERI MARCO	ITA	CORBERI LUCA	ITA	KOSMIC / VORTEX / BRIDG	26.569	18.770	20.580	1:05.919	0.723	6
15	4	COMER TOP KART	ITA	CUNATI SIMONE	ITA	TOP KART / PARILLA / BRIDG	26.491	18.779	20.658	1:05.928	0.732	6
16	64	MARANELLO KART	ITA	GRANT RYAN	NZL	MARANELLO / TM / BRIDG	26.674	18.750	20.518	1:05.942	0.746	6
17	33	INTREPID DRIVER PROG	ITA	SAVONA FEDERICO	ITA	INTREPID / TM / BRIDG	26.539	18.874	20.552	1:05.965	0.769	6
18	49	TONY KART RACING TEA	ITA	HANSEN ANDREAS	DNK	TONY KART / VORTEX / BRIDG	26.561	18.831	20.588	1:05.980	0.784	6
19	53	CRG Holland	NLD	WERNERSSON JESPER	SWE	CRG / TM / BRIDG	26.591	18.809	20.613	1:06.013	0.817	7
20	15	ENERGY CORSE SRL	ITA	ROMKEMA RICARDO	NLD	ENERGY / TM / BRIDG	26.521	18.826	20.672	1:06.019	0.823	6
21	52	ZANARDI	NLD	PARKINS NATHAN	ZAF	ZANARDI / PARILLA / BRIDG	26.627	18.738	20.692	1:06.057	0.861	6
22	12	TB KART	ITA	CARLTON GARY	USA	TB KART / MODENA / BRIDG	26.601	18.905	20.605	1:06.111	0.915	6
23	56	MANDOZZI GIORGIO	ITA	MANDOZZI GIORGIO	ITA	INTREPID / TM / BRIDG	26.735	18.821	20.709	1:06.265	1.069	6
24	42	DI POTO LUIGI	ITA	DI POTO LUIGI	ITA	FK / TM / BRIDG	26.742	18.931	20.598	1:06.271	1.075	6
25	3	COMER TOP KART	ITA	BECCARIA MICHELE	ITA	TOP KART / PARILLA / BRIDG	26.717	18.892	20.732	1:06.341	1.145	5
26	46	CRG Holland	NLD	TORNQVIST BENJAMIN	SWE	CRG / TM / BRIDG	26.974	18.865	20.764	1:06.603	1.407	7
27	30	ART GRAND PRIX SRL	ITA	DOUBEK MARTIN	CZE	ART GP / TM / BRIDG	26.928	18.984	20.781	1:06.693	1.497	6
28	44	MATTU BASTIANO	ITA	MELAS RICCARDO	ITA	CRG / TM / BRIDG	27.099	19.069	21.005	1:07.173	1.977	6

Start Time : 21/03 - 17:05:16

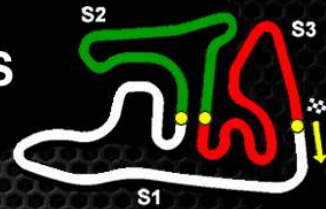
Best Lap : No.31 KOZLINSKI ARNAUD

1:05.196 93,81 Kph

Weather : Sunny Air : 23°C Track : Dry

Event Record : No.50 CAMPONESCHI FLAVIO

1:04.937 94,18 Kph



KZ2

KZ2 Qualifying Practice 1 Series 2 (QP1S2)

For information purposes. No official / regulatory value

Best Sectors Analysis

S1			S2			S3			Ideal Lap Times						
Rnk	No.	Time	Rnk	No.	Time	Rnk	No.	Time	Rnk	No.	Driver	Nat	Ideal Lap	Best Lap	Diff.
1	31	26.240	1	21	18.560	1	31	20.347	1	31	KOZLINSKI ARNAUD	GER	1:05.196	1:05.196	
2	6	26.294	2	20	18.599	2	10	20.377	2	10	DE CONTO PAOLO	ITA	1:05.308	1:05.308	
3	10	26.328	3	10	18.603	3	18	20.386	3	6	HANLEY BENJAMIN	GBR	1:05.379	1:05.399	0.020
4	43	26.349	4	31	18.609	4	6	20.404	4	21	HAJEK PATRIK	CZE	1:05.444	1:05.444	
5	20	26.353	5	18	18.635	5	9	20.450	5	18	FORE DAVIDE	ITA	1:05.446	1:05.541	0.095
6	34	26.365	6	43	18.655	6	43	20.467	6	43	MOLLO CIRO	ITA	1:05.471	1:05.495	0.024
7	9	26.382	7	6	18.681	7	21	20.477	7	20	THONON JONATHAN	BEL	1:05.514	1:05.591	0.077
8	21	26.407	8	8	18.692	8	34	20.482	8	9	MIDRLA JAN	CZE	1:05.564	1:05.572	0.008
9	18	26.425	9	37	18.697	9	22	20.483	9	34	FEDERER FABIAN	ITA	1:05.576	1:05.580	0.004
10	22	26.439	10	14	18.714	10	14	20.501	10	22	LUNDBERG DOUGLAS	SWE	1:05.638	1:05.650	0.012
11	4	26.476	11	22	18.716	11	64	20.518	11	14	MARCON NICOLA	ITA	1:05.726	1:05.796	0.070
12	14	26.511	12	34	18.729	12	54	20.545	12	37	CORBERI LUCA	ITA	1:05.821	1:05.919	0.098
13	33	26.516	13	9	18.732	13	33	20.552	13	8	PAAUWE MENNO	NLD	1:05.850	1:05.850	
14	15	26.521	14	52	18.738	14	20	20.562	14	15	ROMKEMA RICARDO	NLD	1:05.858	1:06.019	0.161
15	54	26.524	15	64	18.750	15	15	20.579	15	54	BARBERINI COSIMO	ITA	1:05.868	1:05.868	
16	37	26.544	16	53	18.755	16	37	20.580	16	4	CUNATI SIMONE	ITA	1:05.913	1:05.928	0.015
17	8	26.552	17	15	18.758	17	49	20.586	17	33	SAVONA FEDERICO	ITA	1:05.920	1:05.965	0.045
18	49	26.561	18	4	18.779	18	42	20.598	18	64	GRANT RYAN	NZL	1:05.937	1:05.942	0.005
19	12	26.582	19	54	18.799	19	12	20.605	19	49	HANSEN ANDREAS	DNK	1:05.949	1:05.980	0.031
20	53	26.591	20	49	18.802	20	8	20.606	20	53	WERNERSSON JESPER	SWE	1:05.959	1:06.013	0.054
21	56	26.606	21	56	18.821	21	53	20.613	21	52	PARKINS NATHAN	ZAF	1:06.029	1:06.057	0.028
22	52	26.627	22	33	18.852	22	56	20.622	22	56	MANDOZZI GIORGIO	ITA	1:06.049	1:06.265	0.216
23	64	26.669	23	46	18.865	23	4	20.658	23	12	CARLTON GARY	USA	1:06.057	1:06.111	0.054
24	42	26.675	24	12	18.870	24	52	20.664	24	42	DI POTO LUIGI	ITA	1:06.176	1:06.271	0.095
25	3	26.717	25	3	18.892	25	3	20.716	25	3	BECCARIA MICHELE	ITA	1:06.325	1:06.341	0.016
26	30	26.928	26	42	18.903	26	46	20.764	26	46	TORNQVIST BENJAMIN	SWE	1:06.586	1:06.603	0.017
27	46	26.957	27	30	18.984	27	30	20.781	27	30	DOUBEK MARTIN	CZE	1:06.693	1:06.693	
28	44	27.051	28	44	19.069	28	44	20.955	28	44	MELAS RICCARDO	ITA	1:07.075	1:07.173	0.098

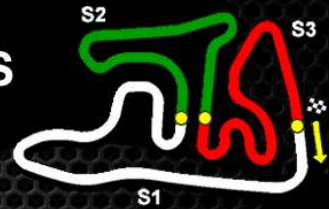
KZ2

KZ2 Qualifying Practice 1 Series 2 (QP1S2)

For information purposes. No official / regulatory value

Lap Time Analysis

Laps	Sector 1	Sector 2	Sector 3	Lap Time	Laps	Sector 1	Sector 2	Sector 3	Lap Time	Laps	Sector 1	Sector 2	Sector 3	Lap Time
No.3 BECCARIA MICHELE					No.14 MARCON NICOLA					No.30 DOUBEK MARTIN				
1	29.631	19.458	21.090	1:10.179	4	26.661	18.891	20.606	1:06.158	1	34.923	23.886	24.163	1:22.972
2	26.902	19.058	20.838	1:06.798	5	26.601	18.905	20.605	1:06.111	2	27.677	19.295	21.204	1:08.176
3	26.788	19.016	20.716	1:06.520	6	26.582	18.870	20.836	1:06.288	3	27.355	19.279	20.925	1:07.559
4	26.717	18.892	20.732	1:06.341	1	30.342	20.531	22.337	1:13.210	4	27.287	19.114	21.142	1:07.543
5	26.724	18.900	20.723	1:06.347	2	27.001	19.048	20.977	1:07.026	5	27.014	19.000	21.077	1:07.091
No.4 CUNATI SIMONE					No.15 ROMKEMA RICARDO					No.31 KOZLINSKI ARNAUD				
1	33.770	28.991	22.772	1:25.533	3	27.156	18.888	20.746	1:06.790	1	28.689	23.350	24.999	1:17.038
2	26.986	19.085	21.160	1:07.231	4	27.032	19.144	20.541	1:06.717	2	26.763	18.773	20.543	1:06.079
3	26.689	18.944	20.760	1:06.393	5	26.511	18.784	20.501	1:05.796	3	26.421	18.680	20.421	1:05.522
4	26.491	18.779	20.658	1:05.928	6	26.529	18.714	20.645	1:05.888	4	26.424	21.596	22.523	1:10.543
5	26.554	18.923	20.680	1:06.157	No.18 FORE DAVIDE					5	26.391	18.663	20.374	1:05.428
6	26.476	19.025	20.861	1:06.362	1	31.395	22.958	23.009	1:17.362	6	26.240	18.609	20.347	1:05.196
No.6 HANLEY BENJAMIN					No.20 THONON JONATHAN					No.33 SAVONA FEDERICO				
1	29.066	19.796	23.165	1:12.027	2	27.024	20.898	22.522	1:10.444	1	35.528	24.020	23.341	1:22.889
2	26.935	18.917	20.783	1:06.635	3	26.577	18.911	20.636	1:06.124	2	26.975	19.007	21.043	1:07.025
3	26.531	18.901	20.512	1:05.944	4	26.435	18.670	20.675	1:05.780	3	27.177	18.852	20.671	1:06.700
4	26.431	18.759	20.511	1:05.701	5	26.353	18.599	20.639	1:05.591	4	27.204	18.867	20.570	1:06.641
5	26.369	18.681	20.533	1:05.583	6	26.436	18.647	20.562	1:05.645	5	26.539	18.874	20.552	1:05.965
6	26.294	18.701	20.404	1:05.399	No.21 HAJEK PATRIK					6	26.516	18.875	20.632	1:06.023
No.8 PAAUWE MENNO					No.22 LUNDBERG DOUGLAS					No.34 FEDERER FABIAN				
1	42.459	24.570	25.629	1:32.658	1	34.558	22.158	21.937	1:18.653	1	47.767	26.967	27.339	1:42.073
2	31.282	20.150	21.265	1:12.697	2	26.813	18.819	20.680	1:06.312	2	31.083	23.315	22.930	1:17.328
3	26.927	18.804	20.718	1:06.449	3	26.469	18.768	20.527	1:05.764	3	27.037	19.448	21.156	1:07.641
4	26.622	18.820	20.667	1:06.109	4	26.443	18.825	20.527	1:05.795	4	27.072	18.862	20.572	1:06.506
5	26.649	18.698	20.621	1:05.968	5	26.439	18.903	20.514	1:05.856	5	26.368	18.729	20.533	1:05.630
6	26.662	18.720	20.607	1:05.989	6	26.451	18.716	20.483	1:05.650	6	26.406	18.729	20.508	1:05.643
7	26.552	18.692	20.606	1:05.850	No.37 CORBERI LUCA					7	26.365	18.733	20.482	1:05.580
No.9 MIDRLA JAN					No.42 DI POTO LUIGI					No.43 MOLLO CIRO				
1	34.082	21.726	21.616	1:17.424	1	32.076	19.789	21.202	1:13.067	1	28.858	23.199	24.662	1:16.719
2	27.227	20.792	21.080	1:09.099	2	27.158	19.273	20.826	1:07.257	2	27.011	18.900	20.623	1:06.534
3	26.719	18.825	20.522	1:06.066	3	27.089	18.943	20.799	1:06.831					
4	26.512	18.732	20.534	1:05.778	4	26.742	18.931	20.598	1:06.271					
5	26.432	18.782	20.484	1:05.698	5	26.675	19.002	20.633	1:06.310					
6	26.382	18.740	20.450	1:05.572	6	26.716	18.903	20.682	1:06.301					



KZ2

KZ2 Qualifying Practice 1 Series 2 (QP1S2)

For information purposes. No official / regulatory value

Lap Time Analysis

Laps	Sector 1	Sector 2	Sector 3	Lap Time	Laps	Sector 1	Sector 2	Sector 3	Lap Time
3	26.623	18.753	20.467	1:05.843	5	26.867	18.838	20.707	1:06.412
4	26.647	18.768	20.507	1:05.922	6	26.524	18.799	20.545	1:05.868
5	29.648	18.806	20.722	1:09.176	No.56 MANDOZZI GIORGIO				
6	26.349	18.655	20.491	1:05.495	1	34.304	22.690	22.820	1:19.814
No.44 MELAS RICCARDO					2	26.995	19.708	21.008	1:07.711
1	30.123	20.997	21.542	1:12.662	3	26.920	18.957	20.734	1:06.611
2	27.398	19.155	21.239	1:07.792	4	26.793	18.985	20.622	1:06.400
3	27.051	19.250	21.275	1:07.576	5	26.606	18.870	21.187	1:06.663
4	27.097	19.143	20.955	1:07.195	6	26.735	18.821	20.709	1:06.265
5	27.099	19.069	21.005	1:07.173	No.64 GRANT RYAN				
6	33.277	25.958	24.905	1:24.140	1	31.787	23.082	22.452	1:17.321
No.46 TORNQVIST BENJAMIN					2	27.429	19.298	21.212	1:07.939
1	29.782	19.778	21.447	1:11.007	3	27.449	18.821	20.720	1:06.990
2	27.679	19.117	21.338	1:08.134	4	26.808	18.803	20.567	1:06.178
3	27.061	19.028	21.347	1:07.436	5	26.674	18.750	20.518	1:05.942
4	27.369	18.961	20.791	1:07.121	6	26.669	18.823	21.492	1:06.984
5	26.974	18.865	20.764	1:06.603	No.49 HANSEN ANDREAS				
6	26.957	18.908	20.825	1:06.690	1	29.096	19.565	21.004	1:09.665
7	26.964	18.915	20.839	1:06.718	2	26.867	18.902	20.769	1:06.538
No.52 PARKINS NATHAN					3	26.687	18.964	20.602	1:06.253
1	33.735	30.244	24.649	1:28.628	4	35.504	22.002	20.726	1:18.232
2	27.375	19.031	21.132	1:07.538	5	26.683	18.802	20.586	1:06.071
3	26.944	18.982	20.919	1:06.845	6	26.561	18.831	20.588	1:05.980
4	26.840	18.936	20.664	1:06.440	No.53 WERNERSSON JESPER				
5	26.645	18.939	20.844	1:06.428	1	28.195	19.642	21.698	1:09.535
6	26.627	18.738	20.692	1:06.057	2	27.401	19.889	21.362	1:08.652
No.54 BARBERINI COSIMO					3	27.961	18.816	21.236	1:08.013
1	36.272	26.011	21.681	1:23.964	4	26.902	18.854	20.696	1:06.452
2	27.114	19.164	20.893	1:07.171	5	26.995	18.834	20.721	1:06.550
3	26.844	18.959	20.708	1:06.511	6	26.591	18.809	20.613	1:06.013
4	26.663	19.007	20.951	1:06.621	7	26.688	18.755	20.696	1:06.139

KZ2
Document 10
KZ2 Qualifying Practice 1 Series 1 (QP1S1)

Subject to scrutineering & sporting investigations

Results

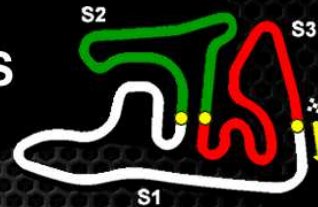
Rnk	No.	Entrant	Nat	Driver	Nat	Equipment	Sector 1	Sector 2	Sector 3	Time	Gap	Laps
1	50	TONY KART RACING TEAM	ITA	CAMPONESCHI FLAVIO	ITA	TONY KART / VORTEX / BRIDG	26.183	18.477	20.277	1:04.937		6
2	51	TONY KART RACING TEAM	ITA	ARDIGO MARCO	ITA	TONY KART / VORTEX / BRIDG	26.270	18.458	20.334	1:05.062	0.125	7
3	23	DALE ANDREA	ITA	DALE ANDREA	ITA	CRG / MAXTER / BRIDG	26.118	18.607	20.376	1:05.101	0.164	6
4	48	ZANARDI	NLD	DREEZEN RICK	BEL	ZANARDI / PARILLA / BRIDG	26.328	18.535	20.388	1:05.251	0.314	5
5	1	COMER TOP KART	ITA	NEGRO RICCARDO	ITA	TOP KART / TM / BRIDG	26.270	18.555	20.426	1:05.251	0.314	5
6	26	LENZOKART	ITA	IGLESIAS JEREMY	GBR	LENZOKART / LKE / BRIDG	26.407	18.588	20.393	1:05.388	0.451	7
7	5	COMER TOP KART	ITA	VIGANO MATTEO	ITA	TOP KART / PARILLA / BRIDG	26.350	18.577	20.466	1:05.393	0.456	5
8	35	Crg SPA	ITA	TIENE FELICE	ITA	CRG / MAXTER / BRIDG	26.349	18.594	20.476	1:05.419	0.482	6
9	25	PRAGA KART RACING	CZE	PESCADOR JORGE	ESP	PRAGA / PARILLA / BRIDG	26.328	18.630	20.508	1:05.466	0.529	6
10	57	ASD LG MOTORSPORT	ITA	CELENTA FRANCESCO	ITA	ENERGY / TM / BRIDG	26.360	18.596	20.520	1:05.476	0.539	7
11	59	Crg SPA	ITA	LENNOX LAMB JORDO	GBR	CRG / MAXTER / BRIDG	26.529	18.537	20.429	1:05.495	0.558	6
12	2	COMER TOP KART	ITA	CESETTI SAURO	ITA	TOP KART / TM / BRIDG	26.474	18.671	20.357	1:05.502	0.565	6
13	38	MARANELLO KART	ITA	CAMPLESE LORENZO	ITA	MARANELLO / TM / BRIDG	26.389	18.658	20.461	1:05.508	0.571	6
14	39	Gerber Team Corse	CHE	ZANCHETTA MARCO	ITA	MARANELLO / TM / BRIDG	26.383	18.603	20.535	1:05.521	0.584	7
15	19	DTK Racing Team Poland	POL	IDZKOWSKI BARTOSZ	POL	CRG / MAXTER / BRIDG	26.402	18.609	20.581	1:05.592	0.655	6
16	11	ROA RACING	ITA	TILLOCA LUCA	ITA	ART GP / MODENA / BRIDG	26.451	18.681	20.465	1:05.597	0.660	6
17	32	INTREPID DRIVER PROG	ITA	BRAND EDWARD	GBR	INTREPID / TM / BRIDG	26.378	18.684	20.540	1:05.602	0.665	6
18	7	ART GRAND PRIX SRL	ITA	TORSELLINI MIRKO	ITA	ART GP / TM / BRIDG	26.451	18.627	20.543	1:05.621	0.684	6
19	47	MARANELLO KART	ITA	BERNARDOTTO ENRICO	ITA	MARANELLO / TM / BRIDG	26.450	18.747	20.506	1:05.703	0.766	7
20	40	KK1	HRV	HABULIN KRISTIJAN	HRV	TB KART / MODENA / BRIDG	26.511	18.693	20.550	1:05.754	0.817	6
21	16	Team Komarov	RUS	KARPOV KRILL	RUS	TONY KART / TM / BRIDG	26.469	18.734	20.581	1:05.784	0.847	6
22	77	FORMULA K	ITA	LAMMERS BAS	NLD	FK / PARILLA / BRIDG	26.525	18.759	20.549	1:05.833	0.896	7
23	36	Crg SPA	ITA	MARTINEZ GIOVANNI	ITA	CRG / MAXTER / BRIDG	26.618	18.677	20.578	1:05.873	0.936	6
24	29	ART GRAND PRIX FINLAND	FIN	DE RUWE XEN	BEL	ART GP / MODENA / BRIDG	26.543	18.784	20.596	1:05.923	0.986	7
25	45	CRG Holland	NLD	TORNQVIST MORGAN	SWE	CRG / PARILLA / BRIDG	26.569	18.793	20.626	1:05.988	1.051	7
26	28	PROSPERI ENRICO	ESP	ENRICO PROSPERI	ESP	CRG / TM / BRIDG	26.503	18.942	20.672	1:06.117	1.180	6
27	27	Myszkier Auto Sport	POL	MYSZKIER PAWEL	POL	CRG / TM / BRIDG	26.663	18.869	20.587	1:06.119	1.182	6
28	41	SESSA ENNIO	ITA	SESSA ENNIO	ITA	BIREL / TM / BRIDG	28.620	19.236	21.524	1:09.380	4.443	1

Start Time : 21/03 - 16:21:20

Best Lap : No.50 CAMPONESCHI FLAVIO

1:04.937 94,18 Kph

Weather : Sunny Air : 23°C Track : Dry



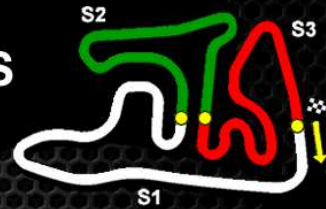
KZ2

KZ2 Qualifying Practice 1 Series 1 (QP1S1)

For information purposes. No official / regulatory value

Best Sectors Analysis

S1			S2			S3			Ideal Lap Times						
Rnk	No.	Time	Rnk	No.	Time	Rnk	No.	Time	Rnk	No.	Driver	Nat	Ideal Lap	Best Lap	Diff.
1	23	26.118	1	51	18.458	1	50	20.277	1	50	CAMPONESCHI FLAVIO	ITA	1:04.937	1:04.937	
2	50	26.183	2	50	18.477	2	23	20.325	2	23	DALE ANDREA	ITA	1:05.000	1:05.101	0.101
3	51	26.226	3	48	18.535	3	51	20.334	3	51	ARDIGO MARCO	ITA	1:05.018	1:05.062	0.044
4	1	26.270	4	59	18.537	4	2	20.357	4	48	DREEZEN RICK	BEL	1:05.251	1:05.251	
5	25	26.300	5	1	18.555	5	48	20.388	4	1	NEGRO RICCARDO	ITA	1:05.251	1:05.251	
6	48	26.328	6	23	18.557	6	26	20.393	6	35	TIENE FELICE	ITA	1:05.361	1:05.419	0.058
7	5	26.339	7	35	18.567	7	1	20.426	7	5	VIGANO MATTEO	ITA	1:05.367	1:05.393	0.026
8	38	26.345	8	5	18.577	8	59	20.429	8	38	CAMPLESE LORENZO	ITA	1:05.374	1:05.508	0.134
9	35	26.348	9	26	18.588	9	38	20.438	9	25	PESCADOR JORGE	ESP	1:05.384	1:05.466	0.082
10	57	26.360	10	38	18.591	10	35	20.446	10	59	LENNOX LAMB JORDON	GBR	1:05.388	1:05.495	0.107
11	32	26.364	11	57	18.596	11	5	20.451	10	26	IGLESIAS JEREMY	FRA	1:05.388	1:05.388	
12	11	26.368	12	39	18.603	12	25	20.459	12	57	CELENTA FRANCESCO	ITA	1:05.442	1:05.476	0.034
13	39	26.383	13	19	18.609	13	11	20.465	13	11	TILLOCA LUCA	ITA	1:05.492	1:05.597	0.105
14	19	26.402	14	25	18.625	14	47	20.466	14	2	CESETTI SAURO	ITA	1:05.502	1:05.502	
15	26	26.407	15	7	18.627	15	57	20.486	15	39	ZANCHETTA MARCO	ITA	1:05.510	1:05.521	0.011
16	59	26.422	16	28	18.654	16	29	20.489	16	32	BRAND EDWARD	GBR	1:05.564	1:05.602	0.038
17	77	26.450	17	11	18.659	17	40	20.524	17	19	IDZKOWSKI BARTOSZ	POL	1:05.568	1:05.592	0.024
17	47	26.450	18	32	18.660	17	39	20.524	18	7	TORSELLINI MIRKO	ITA	1:05.621	1:05.621	
19	7	26.451	19	2	18.671	19	32	20.540	19	47	BERNARDOTTO ENRICO	ITA	1:05.624	1:05.703	0.079
20	16	26.469	20	36	18.677	20	7	20.543	20	77	LAMMERS BAS	NLD	1:05.719	1:05.833	0.114
21	36	26.470	21	40	18.693	21	77	20.549	21	36	MARTINEZ GIOVANNI	ITA	1:05.725	1:05.873	0.148
22	2	26.474	22	47	18.708	22	45	20.550	22	40	HABULIN KRISTIJAN	HRV	1:05.728	1:05.754	0.026
23	28	26.503	23	16	18.711	23	19	20.557	23	16	KARPOV KRILL	RUS	1:05.761	1:05.784	0.023
24	40	26.511	24	77	18.720	24	36	20.578	24	29	DE RUWE XEN	BEL	1:05.787	1:05.923	0.136
25	29	26.532	25	29	18.766	25	16	20.581	25	28	ENRICO PROSPERI	ESP	1:05.829	1:06.117	0.288
26	45	26.569	26	45	18.791	26	27	20.586	26	45	TORNQVIST MORGAN	SWE	1:05.910	1:05.988	0.078
27	27	26.663	27	27	18.807	27	28	20.672	27	27	MYSZKIER PAWEL	POL	1:06.056	1:06.119	0.063
28	41	28.620	28	41	19.236	28	41	21.524	28	41	SESSA ENNIO	ITA	1:09.380	1:09.380	



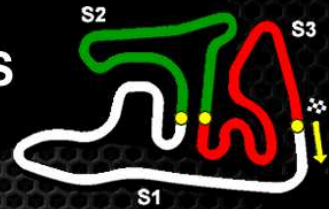
KZ2

KZ2 Qualifying Practice 1 Series 1 (QP1S1)

For information purposes. No official / regulatory value

Lap Time Analysis

Laps	Sector 1	Sector 2	Sector 3	Lap Time	Laps	Sector 1	Sector 2	Sector 3	Lap Time	Laps	Sector 1	Sector 2	Sector 3	Lap Time
No.1 NEGRO RICCARDO					No.23 DALE ANDREA					No.32 BRAND EDWARD				
1	28.857	19.590	20.638	1:09.085	6	26.463	18.705	20.594	1:05.762	1	28.236	19.343	22.174	1:09.753
2	26.492	18.672	20.457	1:05.621	1	28.734	19.242	21.514	1:09.490	2	26.776	18.699	20.604	1:06.079
3	26.391	18.697	20.505	1:05.593	2	26.387	18.585	20.325	1:05.297	3	26.471	18.660	20.570	1:05.701
4	26.270	18.555	20.426	1:05.251	3	26.118	18.607	20.376	1:05.101	4	26.378	18.684	20.540	1:05.602
5	26.355	18.623	20.480	1:05.458	4	26.418	18.557	20.358	1:05.333	5	26.364	18.702	20.635	1:05.701
No.2 CESETTI SAURO					No.25 PESCADOR JORGE					No.35 TIENE FELICE				
1	35.004	21.465	20.881	1:17.350	1	28.722	19.182	20.518	1:08.422	1	31.639	19.116	20.987	1:11.742
2	26.610	18.818	20.471	1:05.899	2	26.684	19.271	20.666	1:06.621	2	26.558	18.659	20.446	1:05.663
3	26.483	18.742	20.479	1:05.704	3	26.431	18.625	20.661	1:05.717	3	26.352	18.622	20.447	1:05.421
4	26.543	18.676	20.441	1:05.660	4	26.355	18.679	20.459	1:05.493	4	26.348	18.623	20.574	1:05.545
5	26.474	18.671	20.357	1:05.502	5	26.328	18.630	20.508	1:05.466	5	26.512	18.567	20.488	1:05.567
6	26.590	18.672	20.458	1:05.720	6	26.300	18.674	20.599	1:05.573	6	26.349	18.594	20.476	1:05.419
No.5 VIGANO MATTEO					No.26 IGLESIAS JEREMY					No.36 MARTINEZ GIOVANNI				
1	28.216	19.507	20.946	1:08.669	1	28.683	22.790	21.774	1:13.247	1	29.791	19.956	21.180	1:10.927
2	26.448	18.748	20.544	1:05.740	2	26.873	18.828	20.509	1:06.210	2	26.641	18.821	20.612	1:06.074
3	26.339	18.712	20.451	1:05.502	3	29.088	18.802	21.082	1:08.972	3	26.470	18.830	20.684	1:05.984
4	26.350	18.577	20.466	1:05.393	4	26.412	18.661	20.421	1:05.494	4	26.672	18.704	20.701	1:06.077
5	26.437	18.715	20.494	1:05.646	5	26.407	18.588	20.393	1:05.388	5	26.618	18.677	20.578	1:05.873
No.7 TORSELLINI MIRKO					No.27 MYSZKIER PAWEL					No.38 CAMPLESE LORENZO				
1	28.881	19.838	21.115	1:09.834	1	28.841	19.253	21.126	1:09.220	1	28.651	19.232	20.976	1:08.859
2	26.942	18.755	20.607	1:06.304	2	27.061	19.010	20.834	1:06.905	2	26.518	18.680	20.576	1:05.774
3	26.698	18.753	20.553	1:06.004	3	27.468	19.132	20.785	1:07.385	3	26.463	18.742	20.438	1:05.643
4	26.614	18.659	20.574	1:05.847	4	26.734	18.917	20.627	1:06.278	4	26.389	18.658	20.461	1:05.508
5	26.631	18.660	20.586	1:05.877	5	26.758	18.807	20.586	1:06.151	5	26.589	18.591	20.542	1:05.722
6	26.451	18.627	20.543	1:05.621	6	26.663	18.869	20.587	1:06.119	6	26.345	18.646	20.597	1:05.588
No.11 TILLOCA LUCA					No.28 ENRICO PROSPERI					No.39 ZANCHETTA MARCO				
1	28.727	19.030	20.645	1:08.402	1	28.735	19.285	21.879	1:09.899	1	27.447	18.860	20.663	1:06.970
2	26.609	18.659	20.555	1:05.823	2	27.109	18.854	20.735	1:06.698	2	26.565	18.753	20.591	1:05.909
3	26.451	18.681	20.465	1:05.597	3	27.077	18.868	20.716	1:06.661	3	26.680	18.661	20.586	1:05.927
4	26.470	18.760	20.586	1:05.816	4	26.592	18.872	21.043	1:06.507	4	26.470	18.685	20.534	1:05.689
5	26.434	19.053	20.900	1:06.387	5	26.759	18.654	21.592	1:07.005	5	26.385	18.692	20.546	1:05.623
6	26.368	18.709	20.549	1:05.626	6	26.503	18.942	20.672	1:06.117	6	26.401	18.656	20.524	1:05.581
No.16 KARPOV KRILL					No.29 DE RUWE XEN					No.40 HABULIN KRISTIJAN				
1	27.581	21.749	21.581	1:10.911	1	27.429	18.952	20.847	1:07.228	1	30.302	19.321	21.016	1:10.639
2	26.865	18.768	20.617	1:06.250	2	26.896	18.814	20.593	1:06.303	2	26.740	18.746	20.615	1:06.101
3	26.697	18.827	20.616	1:06.140	3	26.570	18.801	20.605	1:05.976	3	26.981	18.711	20.524	1:06.216
4	26.775	19.634	20.665	1:07.074	4	26.927	18.766	20.489	1:06.182	4	26.516	18.702	20.614	1:05.832
5	26.469	18.734	20.581	1:05.784	5	26.532	18.853	20.566	1:05.951	5	26.869	18.708	20.576	1:06.153
6	26.552	18.711	20.730	1:05.993	6	26.724	18.805	20.614	1:06.143	6	26.511	18.693	20.550	1:05.754
No.19 IDZKOWSKI BARTOSZ					No.41 SESSA ENNIO									
1	27.383	18.943	20.798	1:07.124	1	28.620	19.236	21.524	1:09.380					
2	26.587	18.658	20.583	1:05.828										
3	26.584	18.647	20.557	1:05.788										
4	26.402	18.609	20.581	1:05.592										
5	26.482	18.669	20.600	1:05.751										



KZ2

KZ2 Qualifying Practice 1 Series 1 (QP1S1)

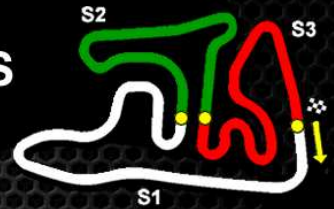
Lap Time Analysis

For information purposes. No official / regulatory value

Laps	Sector 1	Sector 2	Sector 3	Lap Time	Laps	Sector 1	Sector 2	Sector 3	Lap Time
No.45 TORNQVIST MORGAN					No.59 LENNOX LAMB JORDON				
1	28.915	20.708	21.804	1:11.427	1	28.366	18.916	20.729	1:08.011
2	28.204	19.046	20.860	1:08.110	2	26.563	18.776	20.639	1:05.978
3	26.936	18.864	20.983	1:06.783	3	26.533	18.732	20.434	1:05.699
4	26.727	18.791	20.550	1:06.068	4	26.422	18.661	20.460	1:05.543
5	26.646	18.870	20.629	1:06.145	5	34.097	19.641	20.561	1:14.299
6	26.948	18.794	20.568	1:06.310	6	26.529	18.537	20.429	1:05.495
7	26.569	18.793	20.626	1:05.988	No.77 LAMMERS BAS				
No.47 BERNARDOTTO ENRICO					1	30.309	19.519	22.071	1:11.899
1	27.057	18.893	20.808	1:06.758	2	26.726	18.850	20.633	1:06.209
2	26.609	18.799	20.673	1:06.081	3	26.884	18.758	20.584	1:06.226
3	26.526	18.735	20.570	1:05.831	4	26.450	18.810	20.673	1:05.933
4	26.524	18.714	20.466	1:05.704	5	26.525	18.759	20.549	1:05.833
5	26.450	18.747	20.506	1:05.703	6	26.506	18.843	20.643	1:05.992
6	26.522	18.755	20.560	1:05.837	7	26.508	18.720	20.640	1:05.868
7	26.526	18.708	20.487	1:05.721	No.48 DREEZEN RICK				
No.48 DREEZEN RICK					1	42.941	21.430	21.571	1:25.942
1	42.941	21.430	21.571	1:25.942	2	27.349	18.808	20.503	1:06.660
2	27.349	18.808	20.503	1:06.660	3	26.533	18.644	20.419	1:05.596
3	26.533	18.644	20.419	1:05.596	4	26.328	18.535	20.388	1:05.251
4	26.328	18.535	20.388	1:05.251	5	26.409	18.571	20.388	1:05.368
5	26.409	18.571	20.388	1:05.368	No.50 CAMPONESCHI FLAVIO				
No.50 CAMPONESCHI FLAVIO					1	29.144	22.595	22.333	1:14.072
1	29.144	22.595	22.333	1:14.072	2	29.532	18.926	20.453	1:08.911
2	29.532	18.926	20.453	1:08.911	3	26.456	18.749	21.018	1:06.223
3	26.456	18.749	21.018	1:06.223	4	26.313	18.583	20.387	1:05.283
4	26.313	18.583	20.387	1:05.283	5	30.753	20.082	21.039	1:11.874
5	30.753	20.082	21.039	1:11.874	6	26.183	18.477	20.277	1:04.937
6	26.183	18.477	20.277	1:04.937	No.51 ARDIGO MARCO				
No.51 ARDIGO MARCO					1	28.714	18.962	20.793	1:08.469
1	28.714	18.962	20.793	1:08.469	2	26.364	18.504	20.397	1:05.265
2	26.364	18.504	20.397	1:05.265	3	26.448	18.687	20.455	1:05.590
3	26.448	18.687	20.455	1:05.590	4	26.270	18.458	20.334	1:05.062
4	26.270	18.458	20.334	1:05.062	5	27.267	18.568	20.388	1:06.223
5	27.267	18.568	20.388	1:06.223	6	26.226	18.520	20.348	1:05.094
6	26.226	18.520	20.348	1:05.094	7	26.297	18.669	20.392	1:05.358
7	26.297	18.669	20.392	1:05.358	No.57 CELENTA FRANCESCO				
No.57 CELENTA FRANCESCO					1	28.349	19.075	21.798	1:09.222
1	28.349	19.075	21.798	1:09.222	2	26.622	18.749	20.564	1:05.935
2	26.622	18.749	20.564	1:05.935	3	26.470	18.640	20.486	1:05.596
3	26.470	18.640	20.486	1:05.596	4	26.360	18.596	20.520	1:05.476
4	26.360	18.596	20.520	1:05.476	5	26.444	20.326	27.453	1:14.223
5	26.444	20.326	27.453	1:14.223	6	26.485	18.652	20.518	1:05.655
6	26.485	18.652	20.518	1:05.655	7	26.371	18.627	20.633	1:05.631
7	26.371	18.627	20.633	1:05.631					

KZ2
KZ2
Document 1
List of Participants (56 Drivers)

No.	Entrant	Nat	Driver	Nat	Equipment
1	COMER TOP KART	ITA	NEGRO RICCARDO	ITA	TOP KART / TM / BRIDG
2	COMER TOP KART	ITA	CESETTI SAURO	ITA	TOP KART / TM / BRIDG
3	COMER TOP KART	ITA	BECCARIA MICHELE	ITA	TOP KART / PARILLA / BRIDG
4	COMER TOP KART	ITA	CUNATI SIMONE	ITA	TOP KART / PARILLA / BRIDG
5	COMER TOP KART	ITA	VIGANO MATTEO	ITA	TOP KART / PARILLA / BRIDG
6	ART GRAND PRIX SRL	ITA	HANLEY BENJAMIN	GBR	ART GP / TM / BRIDG
7	ART GRAND PRIX SRL	ITA	TORSELLINI MIRKO	ITA	ART GP / TM / BRIDG
8	BIREL MOTORSPORT	ITA	PAAUWE MENNO	NLD	BIREL / TM / BRIDG
9	BIREL MOTORSPORT	ITA	MIDRLA JAN	CZE	BIREL / TM / BRIDG
10	BIREL MOTORSPORT	ITA	DE CONTO PAOLO	ITA	BIREL / TM / BRIDG
11	ROA RACING	ITA	TILLOCA LUCA	ITA	ART GP / MODENA / BRIDG
12	TB KART	ITA	CARLTON GARY	USA	TB KART / MODENA / BRIDG
14	ENERGY CORSE SRL	ITA	MARCON NICOLA	ITA	ENERGY / TM / BRIDG
15	ENERGY CORSE SRL	ITA	ROMKEMA RICARDO	NLD	ENERGY / TM / BRIDG
16	Team Komarov	RUS	KARPOV KRILL	RUS	TONY KART / TM / BRIDG
18	DTK Racing Team Poland	POL	FORE DAVIDE	ITA	CRG / TM / BRIDG
19	DTK Racing Team Poland	POL	IDZKOWSKI BARTOSZ	POL	CRG / MAXTER / BRIDG
20	PRAGA KART RACING	CZE	THONON JONATHAN	BEL	PRAGA / PARILLA / BRIDG
21	PRAGA KART RACING	CZE	HAJEK PATRIK	CZE	PRAGA / PARILLA / BRIDG
22	LUNDBERG DOUGLAS	SWE	LUNDBERG DOUGLAS	SWE	Alpha Karting / TM / BRIDG
23	DALE ANDREA	ITA	DALE ANDREA	ITA	CRG / MAXTER / BRIDG
25	PRAGA KART RACING	CZE	PESCADOR JORGE	ESP	PRAGA / PARILLA / BRIDG
26	LENZOKART	ITA	IGLESIAS JEREMY	FRA	LENZOKART / LKE / BRIDG
27	Myszkier Auto Sport	POL	MYSZKIER PAWEL	POL	CRG / TM / BRIDG
28	PROSPERI ENRICO	ESP	ENRICO PROSPERI	ESP	CRG / TM / BRIDG
29	ART GRAND PRIX FINLAND	FIN	DE RUWE XEN	BEL	ART GP / MODENA / BRIDG
30	ART GRAND PRIX SRL	ITA	DOUBEK MARTIN	CZE	ART GP / TM / BRIDG
31	INTREPID DRIVER PROGRAM	ITA	KOZLINSKI ARNAUD	FRA	INTREPID / TM / BRIDG
32	INTREPID DRIVER PROGRAM	ITA	BRAND EDWARD	GBR	INTREPID / TM / BRIDG
33	INTREPID DRIVER PROGRAM	ITA	SAVONA FEDERICO	ITA	INTREPID / TM / BRIDG
34	Crg SPA	ITA	FEDERER FABIAN	ITA	CRG / MAXTER / BRIDG
35	Crg SPA	ITA	TIENE FELICE	ITA	CRG / MAXTER / BRIDG
36	Crg SPA	ITA	MARTINEZ GIOVANNI	ITA	CRG / MAXTER / BRIDG
37	CORBERI MARCO	ITA	CORBERI LUCA	ITA	KOSMIC / VORTEX / BRIDG
38	MARANELLO KART	ITA	CAMPLESE LORENZO	ITA	MARANELLO / TM / BRIDG
39	Gerber Team Corse	CHE	ZANCHETTA MARCO	ITA	MARANELLO / TM / BRIDG
40	KK1	HRV	HABULIN KRISTIJAN	HRV	TB KART / MODENA / BRIDG
41	SESSA ENNIO	ITA	SESSA ENNIO	ITA	BIREL / TM / BRIDG
42	DI POTO LUIGI	ITA	DI POTO LUIGI	ITA	FK / TM / BRIDG
43	MOLLO CIRO	ITA	MOLLO CIRO	ITA	Rosso Korsa / TM / BRIDG
44	MATTU BASTIANO	ITA	MELAS RICCARDO	ITA	CRG / TM / BRIDG
45	CRG Holland	NLD	TORNQVIST MORGAN	SWE	CRG / PARILLA / BRIDG
46	CRG Holland	NLD	TORNQVIST BENJAMIN	SWE	CRG / TM / BRIDG
47	MARANELLO KART	ITA	BERNARDOTTO ENRICO	ITA	MARANELLO / TM / BRIDG
48	ZANARDI	NLD	DREEZEN RICK	BEL	ZANARDI / PARILLA / BRIDG
49	TONY KART RACING TEAM	ITA	HANSEN ANDREAS	DNK	TONY KART / VORTEX / BRIDG
50	TONY KART RACING TEAM	ITA	CAMPONESCHI FLAVIO	ITA	TONY KART / VORTEX / BRIDG
51	TONY KART RACING TEAM	ITA	ARDIGO MARCO	ITA	TONY KART / VORTEX / BRIDG
52	ZANARDI	NLD	PARKINS NATHAN	ZAF	ZANARDI / PARILLA / BRIDG

















KZ2

KZ2

Document 1

List of Participants (56 Drivers)

No.	Entrant	Nat	Driver	Nat	Equipment
53	CRG Holland		WERNERSSON JESPER		CRG / TM / BRIDG
54	BARBERINI COSIMO		BARBERINI COSIMO		INTREPID / TM / BRIDG
56	MANDOZZI GIORGIO		MANDOZZI GIORGIO		INTREPID / TM / BRIDG
57	ASD LG MOTORSPORT		CELENTA FRANCESCO		ENERGY / TM / BRIDG
59	Crg SPA		LENNOX LAMB JORDON		CRG / MAXTER / BRIDG
64	MARANELLO KART		GRANT RYAN		MARANELLO / TM / BRIDG
77	FORMULA K		LAMMERS BAS		FK / PARILLA / BRIDG



WSK SUPER MASTER SERIES
SARNO 20 - 23.03.2014
ITALY

