



KZ2

Results

Subject to scrutineering & sporting investigations

Rnk	No.	Driver	Nat	R1PF	R1F	R2PF	R2F	Points
1	6	HANLEY BENJAMIN	GBR	10	50	30	12	102
2	50	CAMPONESCHI FLAVIO	ITA	4	30	20	40	94
3	10	PEX JORRIT	NLD	9	8	9	60	86
4	12	DREEZEN RICK	BEL	6	10	40	15	71
5	20	THONON JONATHAN	BEL	30	0	10	30	70
6	26	IGLESIAS JEREMY	FRA	20	15	8	20	63
7	1	NEGRO RICCARDO	ITA	8	20	6	8	42
8	22	LUNDBERG DOUGLAS	SWE	7	12	7	0	26
9	51	ARDIGO MARCO	ITA	0	7	0	10	17
10	7	TORSELLINI MIRKO	ITA	5	6	0	6	17
11	15	ROMKEMA RICARDO	NLD	0	4	3	9	16
12	18	FORE DAVIDE	ITA	3	9	E	0	12
13	11	PEX STAN	NLD	0	0	5	4	9
14	14	MARCON NICOLA	ITA	0	2	0	7	9
15	2	CESETTI SAURO	ITA	2	0	4	0	6
16	25	SPORTELLA GIOVANNI	ITA	0	0	1	5	6
17	21	HAJEK PATRIK	CZE	0	5	-	0	5
18	8	ANTONSEN EMIL	NOR	1	0	2	0	3
19	49	HANSEN ANDREAS	DNK	0	3	0	0	3
20	27	HENRIQUE CHAVES	PRT	0	0	0	3	3
21	28	TIMO DANIELE	ITA	0	0	E	2	2
22	4	CUNATI SIMONE	ITA	0	1	0	0	1
23	9	RISMYHR FINN ERIK	NOR	0	0	0	1	1
24	24	BIZALION CHARLY	FRA	0	0	-	-	0
25	30	DOUBEK MARTIN	CZE	-	-	0	0	0
26	48	BACKMAN ANDREAS	SWE	0	0	0	0	0
27	3	BECCARIA MICHELE	ITA	0	0	0	0	0
28	5	VIGANO MATTEO	ITA	0	0	0	0	0
29	29	DE RUWE XEN	BEL	0	0	-	-	0
30	23	MAINGRE THOMAS	FRA	0	0	0	0	0
31	19	IDZKOWSKI BARTOSZ	POL	0	0	0	0	0
32	13	SICILIA GIANMARCO	ITA	0	0	-	-	0



KZ2

Final (F) Results

Document 19.1 OFFICIAL

Subject to scrutineering & sporting investigations

Rnk	No.	Entrant	Nat	Driver	Nat	Equipment	Laps	Gap	Interv.	Best Lap	Points	
1	▲4	10	CRG HOLLAND		PEX JORRIT		CRG / TM / BRIDG	20			46.714	60
2	▲1	50	TONY KART RACING TEAM		CAMPONESCHI FLAVIO		TONY KART / VORTEX / BRIDG	20	2.416	2.416	46.715	40
3	▲1	20	PRAGA KART		THONON JONATHAN		PRAGA / PARILLA / BRIDG	20	2.549	0.133	46.638	30
4	▲2	26	LENZOKART SRL		IGLESIAS JEREMY		LENZOKART / LKE / BRIDG	20	3.143	0.594	46.724	20
5	▼4	12	ZANARDI		DREEZEN RICK		ZANARDI / PARILLA / BRIDG	20	3.170	0.027	46.586	15
6	▼4	6	ART GRAND PRIX SRL		HANLEY BENJAMIN		ART GP / TM / BRIDG	20	3.458	0.288	46.705	12
7	▲11	51	TONY KART RACING TEAM		ARDIGO MARCO		TONY KART / VORTEX / BRIDG	20	3.475	0.017	46.473	10
8	▲3	15	ENERGY CORSE SRL		ROMKEMA RICARDO		ENERGY / TM / BRIDG	20	7.237	3.762	46.892	9
9	▼1	1	COMER TOP KART		NEGRO RICCARDO		TOP KART / TM / BRIDG	20	9.040	1.803	46.828	8
10	▲9	14	ENERGY CORSE SRL		MARCON NICOLA		ENERGY / TM / BRIDG	20	9.262	0.222	47.023	7
11	▲13	7	ART GRAND PRIX		TORSELLINI MIRKO		ART GP / TM / BRIDG	20	9.485	0.223	46.734	6
12	▲1	25	SPORTELLA ANTONIO		SPORTELLA GIOVANNI		BIREL / TM / BRIDG	20	11.240	1.755	47.044	5
13	▼4	11	CRG HOLLAND		PEX STAN		CRG / TM / BRIDG	20	11.917	0.677	47.019	4
14	=	27	ZANARDI STRAKKA RACING		HENRIQUE CHAVES		ZANARDI / PARILLA / BRIDG	20	14.449	2.532	46.973	3
15	▲14	28	TIMO DANIELE		TIMO DANIELE		MARANELLO / TM / BRIDG	20	15.690	1.241	47.202	2
16	▲1	9	DR SRL		RISMYHR FINN ERIK		DR / TM / BRIDG	20	17.199	1.509	47.160	1
17	▼2	30	ART GRAND PRIX SRL		DOUBEK MARTIN		ART GP / TM / BRIDG	20	17.437	0.238	47.277	0
18	▼2	48	KOSMIC RACING DEPARTE		BACKMAN ANDREAS		KOSMIC / VORTEX / BRIDG	20	23.977	6.540	47.306	0
19	▼12	22	LUNDBERG DOUGLAS		LUNDBERG DOUGLAS		ALPHA / TM / BRIDG	19	1 Lap	1 Lap	46.876	0
20	▼10	2	COMER TOP KART		CESETTI SAURO		TOP KART / TM / BRIDG	19	1 Lap	0.123	46.824	0
21	▼1	21	PRAGA KART		HAJEK PATRIK		PRAGA / PARILLA / BRIDG	19	1 Lap	0.063	46.599	0
22	▼1	3	COMER TOP KART		BECCARIA MICHELE		TOP KART / TM / BRIDG	9	11 Laps	10 Laps	47.397	0
23	▲4	49	TONY KART RACING TEAM		HANSEN ANDREAS		TONY KART / VORTEX / BRIDG	4	16 Laps	5 Laps	48.142	0
24	▼12	8	DR SRL		ANTONSEN EMIL		DR / TM / BRIDG	3	17 Laps	1 Lap	47.662	0
25	▲3	18	DTK RACING TEAM POLAN		FORE DAVIDE		CRG / TM / BRIDG	3	17 Laps	0.832	48.004	0

Not Classified

		4	COMER TOP KART		CUNATI SIMONE		TOP KART / PARILLA / BRIDG		DNS			
		5	COMER TOP KART		VIGANO MATTEO		TOP KART / PARILLA / BRIDG		DNS			
		19	DTK RACING TEAM POLAN		IDZKOWSKI BARTOSZ		CRG / TM / BRIDG		DNS			
		23	MAINGRE THOMAS		MAINGRE THOMAS		ALPHA / TM / BRIDG		DNS			

Leaders : No.6 HANLEY BENJAMIN (1-2) / No.26 IGLESIAS JEREMY (3-6) / No.10 PEX JORRIT (7-20)

Start Time : 09/03 - 16:09:54

Best Lap : No.51 ARDIGO MARCO 46.473 96,83 Kph

Weather : Sunny Air : 16°C Track : Dry

Event Record : No.20 THONON JONATHAN 46.356 97,07 Kph



WSK CHAMPIONS CUP

LA CONCA 06 - 09.03.2014

MURO LECCESE



KZ2

Final (F)

Lap Chart

For information purposes. No official / regulatory value

	1	2	3	4	5	6	7	8	9	10	11	12	13	14	15	16	17	18	19	20	21	22	23	24	25	26	27	28	29			
Grid	12	6	50	20	10	26	22	1	11	2	15	8	25	27	30	48	9	51	14	21	3	4	5	7	19	23	49	18	28			
Start	12	6	50	20	26	10	1	22	2	11	8	15	25	27	30	51	21	48	14	3	7	9	18	49	28							
Lap 1 Interval	6	12	26	10	22	2	50	11	15	1	8	25	30	21	20	51	14	27	7	18	9	28	49	3	48							
		0.4	0.2	0.1	0.1	0.3	0.4	0.5	0.0	0.2	0.1	0.2	0.3	0.1	0.1	0.1	0.5	0.1	0.1	0.1	0.1	0.4	0.2	0.2	0.8	2.1						
Lap 2	6	26	12	10	22	2	50	11	15	1	25	21	51	20	30	14	8	27	7	18	9	28	3	49	48							
		0.1	0.3	0.1	0.2	0.2	0.0	0.8	0.0	0.1	0.1	0.2	0.9	0.0	0.0	0.6	0.2	0.3	0.0	0.1	0.1	0.3	0.5	0.0	0.0	2.2						
Lap 3	26	12	6	10	22	2	50	11	1	15	25	21	20	51	30	14	8	18	7	49	9	28	3	27	48							
		0.0	0.0	0.1	0.1	0.1	0.2	0.8	0.3	0.0	0.1	0.1	0.5	0.3	0.6	0.1	0.4	0.8	0.1	1.0	0.1	0.1	0.1	0.1	0.2	1.0						
Lap 4	26	10	22	2	50	6	12	1	11	25	15	21	20	51	14	30	7	28	9	3	27	49	48									
		0.2	0.4	0.8	0.0	0.3	0.1	0.4	0.0	0.1	0.2	0.2	0.0	0.3	0.7	0.8	1.2	1.2	0.6	0.1	0.1	0.8	0.3									
Lap 5	26	10	22	2	50	6	12	1	11	20	15	21	25	51	14	30	7	28	9	3	27	48										
		0.0	0.3	0.9	0.0	0.2	0.1	0.2	0.9	0.2	0.3	0.1	0.2	0.0	0.4	1.0	0.9	1.2	0.9	1.2	0.3	0.2	0.2									
Lap 6	26	10	22	50	2	6	1	12	20	11	15	21	51	14	25	30	7	28	9	3	27	48										
		0.0	0.3	1.1	0.5	0.1	0.2	0.0	0.3	0.5	0.0	0.1	0.0	0.8	0.2	0.7	0.6	1.9	0.6	1.5	0.0	0.4										
Lap 7	10	22	26	50	6	12	20	2	1	15	51	21	11	14	25	7	30	28	9	27	3	48										
		0.7	0.1	0.3	1.0	0.2	0.2	0.4	0.2	0.2	0.1	0.8	0.6	0.1	0.5	0.3	0.2	1.8	0.6	1.4	0.4	0.2										
Lap 8	10	22	26	50	6	12	20	2	15	51	1	21	14	7	30	25	11	28	9	27	3	48										
		0.9	0.1	0.1	0.9	0.3	0.1	0.7	1.6	0.3	0.3	0.1	0.2	0.7	0.3	0.1	0.3	1.1	0.6	1.0	0.8	0.2										
Lap 9	10	22	26	50	6	20	12	2	51	15	21	14	1	7	30	25	11	28	9	27	48	48										
		1.0	0.1	0.1	0.6	0.9	0.0	0.3	1.8	0.2	0.5	0.9	0.1	0.0	0.6	0.2	0.3	0.8	0.5	0.9	1.1	0.3										
Lap 10	10	22	26	50	6	20	12	2	51	15	21	14	7	1	30	25	11	28	9	27	48											
		1.0	0.0	0.1	0.4	0.8	0.2	0.4	1.4	0.5	0.3	1.3	0.5	0.1	0.4	0.0	0.2	1.3	0.4	0.7	1.6											
Lap 11	10	26	50	6	22	20	12	2	51	21	15	14	1	25	11	30	7	28	9	27	48											
		1.5	0.1	0.1	0.3	0.2	0.4	0.4	1.1	1.2	0.0	1.3	1.3	0.2	0.3	0.4	0.0	0.3	0.7	0.6	1.7											
Lap 12	10	26	50	6	22	20	12	2	51	21	15	14	1	25	11	7	30	28	9	27	48											
		1.6	0.0	0.1	0.2	0.1	0.3	0.7	0.7	1.5	0.4	1.3	1.1	0.3	0.4	0.7	0.1	0.3	0.5	0.3	2.0											
Lap 13	10	50	6	26	20	12	22	2	51	21	15	14	1	25	11	7	30	28	9	27	48											
		2.0	0.2	0.3	0.2	0.1	0.1	0.4	0.1	1.6	0.8	1.3	0.8	0.5	0.3	0.5	1.0	0.2	0.2	0.2	2.5											
Lap 14	10	50	6	26	20	12	22	2	51	21	15	14	1	25	11	7	30	28	9	27	48											
		2.0	0.2	0.3	0.1	0.2	0.4	0.3	0.0	1.6	1.1	1.4	0.7	0.6	0.4	0.0	1.8	0.0	0.1	0.0	6.1											
Lap 15	10	50	6	26	20	12	22	51	2	21	15	14	1	25	7	11	28	27	30	9	48											
		1.9	0.1	0.3	0.0	0.3	0.8	0.0	0.4	1.1	1.2	1.5	0.6	0.9	0.4	0.0	2.3	0.5	0.3	0.1	6.6											
Lap 16	10	50	6	20	26	12	51	22	2	21	15	14	1	7	25	11	28	27	30	9	48											
		1.7	0.2	0.3	0.2	0.4	0.3	0.5	0.1	0.9	1.6	1.6	0.3	1.2	0.1	0.2	2.5	0.4	1.0	0.4	5.9											
Lap 17	10	50	6	20	26	12	51	22	2	21	15	14	1	7	25	11	28	27	30	9	48											
		1.7	0.1	0.2	0.3	0.4	0.1	0.9	0.2	0.6	1.8	1.8	0.1	1.1	0.4	0.1	3.0	1.4	0.0	6.1												
Lap 18	10	50	6	20	26	12	51	22	2	21	15	14	1	7	25	11	27	28	9	30	48											
		1.7	0.1	0.1	0.4	0.3	0.1	1.1	0.2	0.4	2.0	1.9	0.1	0.9	0.9	0.1	2.9	0.5	1.7	0.2	5.6											
Lap 19	10	50	6	20	26	12	51	22	2	21	15	14	1	7	25	11	27	28	9	30	48											
		1.9	0.0	0.0	0.3	0.1	0.1	1.7	0.1	0.0	2.5	1.9	0.0	0.7	1.3	0.2	2.9	0.9	1.6	0.2	5.6											
Lap 20	10	50	20	26	12	6	51	15	1	14	7	25	11	27	28	9	30	48														
		2.4	0.1	0.5	0.0	0.2	0.0	3.7	1.8	0.2	0.2	1.7	0.6	2.5	1.2	1.5	0.2	6.5														



KZ2

Final (F)

Lap Time Analysis

For information purposes. No official / regulatory value

Laps	Sector 1	Sector 2	Sector 3	Lap Time	Laps	Sector 1	Sector 2	Sector 3	Lap Time	Laps	Sector 1	Sector 2	Sector 3	Lap Time
No.1 NEGRO RICCARDO					No.6 HANLEY BENJAMIN					No.8 ANTONSEN EMIL				
1	19.745	18.200	13.728	51.673	5	16.351	17.828	14.438	48.617	1	19.294	18.230	13.707	51.231
2	16.401	17.990	13.641	48.032	6	16.176	17.586	13.836	47.598	2	17.737	18.840	13.710	50.287
3	16.369	17.353	13.728	47.450	7	16.483	17.511	13.748	47.742	3	16.362	17.646	13.654	47.662
4	16.602	18.219	13.603	48.424	8	15.968	17.629	13.810	47.407					
5	15.884	17.419	13.544	46.847	9	16.016	17.540	13.841	47.397	No.9 RISMYHR FINN ERIK				
6	16.412	17.589	13.671	47.672	No.7 TORSELLINI MIRKO					1	19.825	18.490	13.899	52.214
7	15.920	17.606	14.451	47.977	1	44.864	17.871	13.683	1:16.418	2	16.372	18.324	13.795	48.491
8	17.469	17.914	13.635	49.018	2	16.692	18.049	13.672	48.413	3	17.451	17.737	14.062	49.250
9	16.496	18.167	13.596	48.259	3	16.180	17.692	14.000	47.872	4	16.076	19.408	13.940	49.424
10	16.735	17.477	13.490	47.702	4	18.024	18.178	13.493	49.695	5	16.084	17.626	13.777	47.487
11	16.682	17.508	13.590	47.780	5	16.033	17.529	13.486	47.048	6	16.024	17.548	13.787	47.359
12	15.999	17.335	13.617	46.951	6	16.586	17.634	13.622	47.842	7	15.985	17.564	13.814	47.363
13	15.855	17.436	13.537	46.828	7	15.986	17.571	13.547	47.104	8	16.107	17.523	13.727	47.357
14	15.845	17.515	13.559	46.919	8	15.869	17.299	13.537	46.705	9	15.987	17.468	13.753	47.208
15	15.910	17.405	13.637	46.952	9	15.838	17.388	13.492	46.718	10	15.966	17.515	13.940	47.421
16	15.897	17.478	13.514	46.889	10	15.830	17.468	13.465	46.763	11	16.027	17.650	13.755	47.432
17	15.942	17.530	13.496	46.968	11	15.950	17.567	13.467	46.984	12	16.066	17.495	13.761	47.322
18	16.013	17.412	13.566	46.991	12	16.058	17.493	13.467	47.018	13	15.996	17.503	13.661	47.160
19	15.950	17.490	13.484	46.924	13	16.388	17.377	13.482	47.247	14	16.029	17.661	13.658	47.348
20	16.068	17.453	13.650	47.171	14	15.895	17.414	13.462	46.771	15	16.958	17.776	13.698	48.432
No.2 CESETTI SAURO					15	15.877	17.364	13.473	46.714	16	16.726	17.737	13.793	48.256
1	18.678	17.810	13.642	50.130	16	16.000	17.431	13.427	46.858	17	16.013	17.550	13.698	47.261
2	16.505	17.924	13.645	48.074	17	15.865	17.395	13.463	46.723	18	16.545	17.692	13.683	47.920
3	16.155	17.497	13.632	47.284	18	15.925	17.398	13.422	46.745	19	16.084	17.536	13.676	47.296
4	17.364	17.593	13.807	48.764	19	15.894	17.380	13.602	46.876	20	16.043	17.531	13.969	47.543
5	16.058	17.463	13.694	47.215	20	17.668	17.606	13.507	48.781	No.10 PEX JORRIT				
6	16.597	17.632	13.691	47.920	No.3 BECCARIA MICHELE					1	18.586	17.916	13.591	50.093
7	16.064	18.573	13.560	48.197	1	21.896	18.231	13.897	54.024	2	16.699	17.937	13.504	48.140
8	15.968	17.412	13.590	46.970	2	16.216	17.815	14.040	48.071	3	16.222	17.525	13.684	47.431
9	15.869	17.442	13.513	46.824	3	17.155	17.714	13.738	48.607	4	16.920	17.428	13.483	47.831
10	16.018	17.463	13.604	47.085	4	16.591	18.862	13.868	49.321	5	16.007	17.717	13.492	47.216
11	15.888	17.392	13.613	46.893						6	16.033	17.559	13.477	47.069
12	16.001	17.419	13.569	46.989						7	16.221	17.406	13.493	47.120
13	16.061	17.397	13.603	47.061						8	15.935	17.380	13.522	46.837
14	15.928	17.381	13.574	46.883						9	15.999	17.394	13.549	46.942
15	16.345	17.408	13.604	47.357						10	15.911	17.465	13.589	46.965
16	16.056	17.398	13.495	46.949						11	15.924	17.465	13.523	46.912
17	15.965	17.391	13.573	46.929						12	15.897	17.422	13.580	46.899
18	15.998	17.363	13.557	46.918						13	15.957	17.449	13.532	46.938
19	15.932	17.434	13.589	46.955						14	15.853	17.371	13.490	46.714
										15	15.874	17.390	13.606	46.870
										16	16.018	17.431	13.532	46.981
										17	15.869	17.354	13.532	46.755
										18	15.882	17.388	13.521	46.791
										19	15.891	17.411	13.530	46.832
										20	15.892	17.523	13.887	47.302



KZ2

Final (F)

Lap Time Analysis

For information purposes. No official / regulatory value

Laps	Sector 1	Sector 2	Sector 3	Lap Time	Laps	Sector 1	Sector 2	Sector 3	Lap Time	Laps	Sector 1	Sector 2	Sector 3	Lap Time
No.11 PEX STAN					4	16.154	18.400	13.629	48.183	4	16.285	18.495	13.416	48.196
1	18.968	18.147	13.867	50.982	5	16.093	17.631	13.629	47.353	5	16.278	17.553	13.458	47.289
2	16.530	17.867	13.675	48.072	6	16.096	17.619	13.588	47.303	6	16.004	17.543	13.411	46.958
3	16.092	17.595	13.670	47.357	7	16.223	18.116	13.589	47.928	7	15.836	17.616	13.418	46.870
4	16.823	18.213	13.839	48.875	8	16.311	17.663	13.510	47.484	8	15.925	17.319	13.404	46.648
5	16.181	17.816	13.700	47.697	9	16.177	17.943	13.578	47.698	9	16.246	17.355	13.611	47.212
6	16.132	17.886	13.707	47.725	10	15.984	17.549	13.578	47.111	10	15.844	17.367	13.536	46.747
7	17.179	17.993	13.651	48.823	11	15.949	17.597	13.603	47.149	11	15.828	17.399	13.441	46.668
8	16.281	18.073	14.916	49.270	12	16.034	17.574	13.564	47.172	12	15.968	17.396	13.494	46.858
9	16.349	17.613	13.636	47.598	13	15.935	17.578	13.564	47.077	13	16.406	17.446	13.512	47.364
10	16.080	17.404	13.543	47.027	14	15.959	17.604	13.514	47.077	14	15.989	17.279	13.395	46.663
11	16.315	17.801	13.572	47.688	15	15.964	17.467	13.623	47.054	15	15.954	17.377	13.394	46.725
12	16.047	17.491	13.514	47.052	16	15.946	17.601	13.631	47.178	16	15.984	17.294	13.472	46.750
13	15.951	17.485	13.583	47.019	17	16.017	17.511	13.589	47.117	17	15.875	17.325	13.438	46.638
14	16.118	17.548	13.502	47.168	18	15.934	17.515	13.574	47.023	18	15.879	17.363	13.419	46.661
15	15.979	17.470	13.796	47.245	19	15.924	17.528	13.590	47.042	19	15.930	17.351	13.491	46.772
16	16.223	17.376	13.591	47.190	20	16.274	17.535	13.625	47.434	20	16.623	17.633	13.554	47.810
17	15.998	17.438	13.608	47.044	No.15 ROMKEMA RICARDO					No.21 HAJEK PATRIK				
18	16.137	17.467	13.629	47.233	1	18.916	18.172	13.756	50.844	1	19.454	18.159	13.765	51.378
19	16.111	17.448	13.594	47.153	2	16.524	17.955	13.601	48.080	2	16.445	17.740	13.460	47.645
20	16.111	17.623	13.984	47.718	3	16.120	17.677	13.902	47.699	3	16.181	17.655	13.505	47.341
No.12 DREEZEN RICK					4	16.920	18.171	13.657	48.748	4	16.714	18.505	13.482	48.701
1	50.282	17.855	13.645	1:21.782	5	16.486	17.878	13.599	47.963	5	16.517	17.811	13.571	47.899
2	16.949	17.960	13.497	48.406	6	16.082	17.505	13.580	47.167	6	16.190	17.418	13.547	47.155
3	16.230	17.481	13.653	47.364	7	16.235	17.515	13.452	47.202	7	16.915	17.475	13.567	47.957
4	18.235	18.216	13.469	49.920	8	16.999	17.584	13.584	48.167	8	16.568	17.791	13.652	48.011
5	16.132	17.459	13.455	47.046	9	15.928	17.407	13.903	47.238	9	16.079	17.440	13.530	47.049
6	16.558	17.610	13.828	47.996	10	16.092	17.394	13.524	47.010	10	15.854	17.400	13.464	46.718
7	16.036	17.576	13.402	47.014	11	16.014	17.432	13.937	47.383	11	15.922	17.449	13.642	47.013
8	15.944	17.367	13.480	46.791	12	16.102	17.550	13.555	47.207	12	15.960	17.368	13.530	46.858
9	16.505	17.380	13.494	47.379	13	16.035	17.477	13.586	47.098	13	15.770	17.317	13.551	46.638
10	16.081	17.363	13.473	46.917	14	15.999	17.467	13.530	46.996	14	15.827	17.469	13.460	46.756
11	15.975	17.414	13.509	46.898	15	15.936	17.477	13.534	46.947	15	15.899	17.403	13.475	46.777
12	15.913	17.336	13.450	46.699	16	16.013	17.390	13.641	47.044	16	15.809	17.392	13.516	46.717
13	16.244	17.425	13.516	47.185	17	15.943	17.418	13.531	46.892	17	15.883	17.336	13.479	46.698
14	16.042	17.294	13.470	46.806	18	15.970	17.392	13.588	46.950	18	15.850	17.381	13.434	46.665
15	15.908	17.400	13.490	46.798	19	16.042	17.409	13.583	47.034	19	15.768	17.395	13.436	46.599
16	16.016	17.430	13.671	47.117	20	16.151	17.587	13.629	47.367	No.22 LUNDBERG DOUGLAS				
17	15.970	17.353	13.431	46.754	No.18 FORE DAVIDE					1	18.470	17.800	13.579	49.849
18	15.860	17.269	13.457	46.586	1	19.548	18.461	13.732	51.741	2	16.674	17.961	13.586	48.221
19	15.876	17.280	13.431	46.587	2	16.626	18.341	13.781	48.748	3	16.210	17.487	13.625	47.322
20	16.797	17.341	13.730	47.868	3	16.840	17.473	13.691	48.004	4	17.014	17.552	13.576	48.142
No.14 MARCON NICOLA					No.20 THONON JONATHAN					5	15.981	17.508	13.574	47.063
1	19.729	18.360	13.829	51.918	1	21.228	18.133	13.791	53.152	6	16.036	17.465	13.605	47.106
2	16.500	18.299	13.636	48.435	2	17.108	17.780	13.559	48.447	7	16.432	17.488	13.622	47.542
3	16.089	17.680	13.669	47.438	3	16.108	17.449	13.425	46.982	8	16.063	17.370	13.569	47.002
										9	15.999	17.418	13.635	47.052



KZ2

Final (F)

Lap Time Analysis

For information purposes. No official / regulatory value

Laps	Sector 1	Sector 2	Sector 3	Lap Time	Laps	Sector 1	Sector 2	Sector 3	Lap Time	Laps	Sector 1	Sector 2	Sector 3	Lap Time			
10	15.935	17.470	13.569	46.974	16	16.215	17.364	13.480	47.059	No.30 DOUBEK MARTIN	1	19.338	18.226	13.870	51.434		
11	16.118	18.265	13.602	47.985	17	15.849	17.433	13.468	46.750		2	16.807	17.881	14.062	48.750		
12	16.021	17.443	13.515	46.979	18	15.825	17.393	13.511	46.729		3	16.617	17.529	13.812	47.958		
13	16.906	17.443	13.480	47.829	19	15.820	17.421	13.483	46.724		4	16.204	19.084	13.901	49.189		
14	16.039	17.395	13.582	47.016	20	16.709	17.448	13.850	48.007		5	16.171	17.592	13.760	47.523		
15	16.272	17.431	13.547	47.250	No.27 HENRIQUE CHAVES	1	19.931	18.970	13.743		52.644	6	16.026	17.519	13.732	47.277	
16	16.285	17.357	13.528	47.170		2	16.537	18.435	13.889		48.861	7	16.388	17.680	13.951	48.019	
17	15.965	17.396	13.559	46.920		3	18.505	18.060	13.564		50.129	8	16.145	17.541	13.845	47.531	
18	15.931	17.399	13.546	46.876		4	16.402	19.073	13.698		49.173	9	15.994	17.611	13.848	47.453	
19	15.889	17.402	13.787	47.078		5	16.386	17.850	14.645		48.881	10	16.167	17.534	13.701	47.402	
No.25 SPORTELLA GIOVANNI	1	19.260	18.292	13.755		51.307	6	16.138	17.597		13.551	47.286	11	16.518	18.130	13.774	48.422
	2	16.659	17.631	13.521		47.811	7	16.076	17.562		13.611	47.249	12	16.058	17.568	13.916	47.542
	3	16.329	17.588	13.577		47.494	8	15.900	17.471		13.602	46.973	13	16.132	17.594	13.867	47.593
	4	16.523	18.242	13.618		48.383	9	15.851	17.446		13.782	47.079	14	16.099	17.609	13.893	47.601
	5	17.116	17.809	13.640		48.565	10	16.074	17.546		13.623	47.243	15	16.812	17.985	13.716	48.513
	6	16.833	17.479	13.672		47.984	11	16.034	17.568		13.742	47.344	16	16.516	17.636	13.806	47.958
	7	16.140	18.293	13.836		48.269	12	15.945	17.499		13.562	47.006	17	16.136	17.626	13.894	47.656
	8	16.087	17.717	14.440		48.244	13	15.934	17.451		13.634	47.019	18	16.662	17.832	13.726	48.220
	9	16.414	17.513	13.651		47.578	14	15.937	17.679		13.539	47.155	19	16.048	17.529	13.743	47.320
	10	16.079	17.559	13.545		47.183	15	16.702	17.624		13.608	47.934	20	16.027	17.590	13.876	47.493
	11	16.397	17.540	13.567		47.504	16	16.061	17.534	13.670	47.265	No.48 BACKMAN ANDREAS	1	23.824	18.949	13.714	56.487
	12	16.033	17.426	13.589		47.048	17	15.822	17.638	13.715	47.175		2	16.529	17.965	13.700	48.194
	13	15.986	17.441	13.617		47.044	18	16.056	17.474	13.595	47.125		3	16.216	17.726	13.659	47.601
	14	16.025	17.450	13.570		47.045	19	15.877	17.546	13.689	47.112		4	16.294	19.283	13.709	49.286
	15	16.007	17.560	13.675		47.242	20	15.999	17.562	13.741	47.302		5	16.508	17.935	13.549	47.992
	16	16.080	17.425	13.889	47.394	No.28 TIMO DANIELE	1	19.760	18.691	13.766	52.217		6	16.203	17.611	13.662	47.476
	17	15.953	17.571	13.638	47.162		2	16.421	18.341	13.840	48.602		7	16.287	17.648	13.540	47.475
	18	16.082	17.483	13.676	47.241		3	17.472	17.728	13.861	49.061		8	16.186	17.702	13.537	47.425
	19	16.046	17.428	13.638	47.112		4	16.486	18.331	13.761	48.578		9	16.115	17.714	13.692	47.521
	20	16.034	17.492	13.727	47.253		5	16.089	17.528	13.623	47.240		10	16.128	17.603	13.575	47.306
No.26 IGLESIAS JEREMY	1	18.378	17.895	13.698	49.971		6	16.121	17.571	13.960	47.652		11	16.098	17.694	13.700	47.492
	2	16.577	17.694	13.560	47.831		7	16.072	17.519	13.728	47.319		12	16.130	17.609	13.575	47.314
	3	16.238	17.666	13.723	47.627		8	16.025	17.624	13.741	47.390		13	16.124	17.706	13.644	47.474
	4	16.764	17.562	13.528	47.854		9	16.111	17.581	13.626	47.318		14	16.142	19.542	15.084	50.768
	5	16.180	17.615	13.586	47.381		10	16.183	17.613	13.704	47.500		15	17.198	17.948	13.742	48.888
	6	16.027	17.479	13.597	47.103		11	15.957	17.662	13.583	47.202		16	16.369	17.673	13.516	47.558
	7	17.052	17.528	13.528	48.108		12	16.140	17.672	13.650	47.462		17	16.106	17.699	13.642	47.447
	8	15.984	17.514	13.500	46.998		13	16.175	17.616	13.684	47.475		18	16.280	17.835	13.556	47.671
	9	16.048	17.431	13.547	47.026		14	16.075	17.718	13.613	47.406		19	16.084	17.761	13.564	47.409
	10	15.946	17.468	13.481	46.895		15	16.332	17.600	13.692	47.624		20	16.032	18.379	13.927	48.338
	11	16.154	17.626	13.576	47.356		16	16.088	17.586	13.668	47.342	No.49 HANSEN ANDREAS	1	19.991	18.827	13.758	52.576
	12	16.002	17.479	13.547	47.028		17	16.128	17.648	13.864	47.640		2	16.556	18.146	14.199	48.901
	13	16.927	17.351	13.538	47.816		18	16.363	17.627	13.712	47.702		3	16.726	17.710	13.706	48.142
	14	15.896	17.368	13.481	46.745		19	16.088	17.564	13.785	47.437						
	15	15.895	17.410	13.507	46.812		20	16.108	17.726	13.807	47.641						



KZ2

Final (F)

Lap Time Analysis

For information purposes. No official / regulatory value

Laps	Sector 1	Sector 2	Sector 3	Lap Time
4	15.967	20.674	14.058	50.699

No.50 CAMPONESCHI FLAVIO

Lap	S1	S2	S3	Total
1	19.752	18.021	13.649	51.422
2	16.438	17.778	13.502	47.718
3	16.247	17.520	13.650	47.417
4	17.375	17.815	13.423	48.613
5	16.208	17.545	13.449	47.202
6	16.393	17.414	13.469	47.276
7	15.899	17.536	13.401	46.836
8	15.929	17.472	13.394	46.795
9	16.174	17.400	13.469	47.043
10	15.990	17.452	13.487	46.929
11	16.222	17.622	13.452	47.296
12	16.070	17.494	13.431	46.995
13	16.218	17.381	13.595	47.194
14	15.900	17.359	13.456	46.715
15	15.885	17.363	13.565	46.813
16	15.948	17.361	13.504	46.813
17	15.948	17.337	13.481	46.766
18	15.907	17.348	13.524	46.779
19	15.879	17.398	13.686	46.963
20	16.615	17.561	13.626	47.802

No.51 ARDIGO MARCO

Lap	S1	S2	S3	Total
1	19.822	18.403	13.546	51.771
2	16.803	17.725	13.712	48.240
3	16.442	17.453	13.471	47.366
4	16.074	18.769	13.369	48.212
5	16.563	17.626	13.508	47.697
6	16.143	17.357	13.446	46.946
7	16.341	17.367	13.415	47.123
8	17.219	17.670	13.459	48.348
9	15.823	17.374	13.528	46.725
10	15.982	17.310	13.415	46.707
11	15.887	17.348	13.362	46.597
12	15.796	17.343	13.417	46.556
13	15.766	17.313	13.394	46.473
14	15.939	17.463	13.368	46.770
15	16.066	17.418	13.430	46.914
16	15.981	17.281	13.366	46.628
17	15.852	17.331	13.345	46.528
18	15.847	17.374	13.385	46.606
19	15.862	17.331	13.331	46.524
20	16.998	17.716	13.349	48.063































KZ2

Final (F)

Starting Grid

Document 18

Subject to scrutineering & sporting investigations

28	TIMO DANIELE MARANELLO / TM / BRIDG		15	18	FORE DAVIDE CRG / TM / BRIDG	
49	HANSEN ANDREAS TONY KART / VORTEX / BRIDG		14	23	MAINGRE THOMAS ALPHA / TM / BRIDG	
19	IDZKOWSKI BARTOSZ CRG / TM / BRIDG		13	7	TORSELLINI MIRKO ART GP / TM / BRIDG	
5	VIGANO MATTEO TOP KART / PARILLA / BRIDG		12	4	CUNATI SIMONE TOP KART / PARILLA / BRIDG	
3	BECCARIA MICHELE TOP KART / TM / BRIDG		11	21	HAJEK PATRIK PRAGA / PARILLA / BRIDG	
14	MARCON NICOLA ENERGY / TM / BRIDG		10	51	ARDIGO MARCO TONY KART / VORTEX / BRIDG	
9	RISMYHR FINN ERIK DR / TM / BRIDG		9	48	BACKMAN ANDREAS KOSMIC / VORTEX / BRIDG	
30	DOUBEK MARTIN ART GP / TM / BRIDG		8	27	HENRIQUE CHAVES ZANARDI / PARILLA / BRIDG	
25	SPORTELLA GIOVANNI BIREL / TM / BRIDG		7	8	ANTONSEN EMIL DR / TM / BRIDG	
15	ROMKEMA RICARDO ENERGY / TM / BRIDG		6	2	CESETTI SAURO TOP KART / TM / BRIDG	
11	PEX STAN CRG / TM / BRIDG		5	1	NEGRO RICCARDO TOP KART / TM / BRIDG	
22	LUNDBERG DOUGLAS ALPHA / TM / BRIDG		4	26	IGLESIAS JEREMY LENZOKART / LKE / BRIDG	
10	PEX JORRIT CRG / TM / BRIDG		3	20	THONON JONATHAN PRAGA / PARILLA / BRIDG	
50	CAMPONESCHI FLAVIO TONY KART / VORTEX / BRIDG		2	6	HANLEY BENJAMIN ART GP / TM / BRIDG	
12	DREEZEN RICK ZANARDI / PARILLA / BRIDG		1			

POLE POSITION





KZ2

Pre Final (PF)

Document 17.1

Results

Subject to scrutineering & sporting investigations

Rnk	No.	Entrant	Nat	Driver	Nat	Equipment	Laps	Gap	Interv.	Best Lap	Points
1	▲2	12 ZANARDI	NLD	DREEZEN RICK	BEL	ZANARDI / PARILLA / BRIDG	16			46.440	40
2	=	6 ART GRAND PRIX SRL	ITA	HANLEY BENJAMIN	GBR	ART GP / TM / BRIDG	16	1.190	1.190	46.426	30
3	▲1	50 TONY KART RACING TEAM	ITA	CAMPONESCHI FLAVIO	ITA	TONY KART / VORTEX / BRIDG	16	2.500	1.310	46.402	20
4	▲6	20 PRAGA KART	ITA	THONON JONATHAN	BEL	PRAGA / PARILLA / BRIDG	16	3.802	1.302	46.356	10
5	▲1	10 CRG HOLLAND	NLD	PEX JORRIT	NLD	CRG / TM / BRIDG	16	4.094	0.292	46.452	9
6	▲12	26 LENZOKART SRL	ITA	IGLESIAS JEREMY	FRA	LENZOKART / LKE / BRIDG	16	4.862	0.768	46.543	8
7	=	22 LUNDBERG DOUGLAS	FRA	LUNDBERG DOUGLAS	SWE	ALPHA / TM / BRIDG	16	5.326	0.464	46.615	7
8	▲3	1 COMER TOP KART	ITA	NEGRO RICCARDO	ITA	TOP KART / TM / BRIDG	16	6.881	1.555	46.509	6
9	▲10	11 CRG HOLLAND	NLD	PEX STAN	NLD	CRG / TM / BRIDG	16	9.373	2.492	46.688	5
10	▲4	2 COMER TOP KART	ITA	CESETTI SAURO	ITA	TOP KART / TM / BRIDG	16	10.027	0.654	46.708	4
11	▼2	15 ENERGY CORSE SRL	ITA	ROMKEMA RICARDO	NLD	ENERGY / TM / BRIDG	16	10.707	0.680	46.668	3
12	▲8	8 DR SRL	ITA	ANTONSEN EMIL	NOR	DR / TM / BRIDG	16	11.040	0.333	46.726	2
13	▲15	25 SPORTELLA ANTONIO	ITA	SPORTELLA GIOVANNI	ITA	BIREL / TM / BRIDG	16	15.308	4.268	46.924	1
14	▲12	27 ZANARDI STRAKKA RACING	SWE	HENRIQUE CHAVES	PRT	ZANARDI / PARILLA / BRIDG	16	16.413	1.105	46.933	0
15	▲9	30 ART GRAND PRIX SRL	ITA	DOUBEK MARTIN	CZE	ART GP / TM / BRIDG	16	17.261	0.848	47.224	0
16	▲11	48 KOSMIC RACING DEPARTE	ITA	BACKMAN ANDREAS	SWE	KOSMIC / VORTEX / BRIDG	16	17.612	0.351	46.933	0
17	▲5	9 DR SRL	ITA	RISMYHR FINN ERIK	NOR	DR / TM / BRIDG	16	20.294	2.682	47.084	0
18	▼17	51 TONY KART RACING TEAM	ITA	ARDIGO MARCO	ITA	TONY KART / VORTEX / BRIDG	12	4 Laps	4 Laps	46.429	0
19	▼6	14 ENERGY CORSE SRL	ITA	MARCON NICOLA	ITA	ENERGY / TM / BRIDG	5	11 Laps	7 Laps	48.343	0
20	▼15	21 PRAGA KART	ITA	HAJEK PATRIK	CZE	PRAGA / PARILLA / BRIDG	0	16 Laps	5 Laps		0

Not Classified

	3	COMER TOP KART	ITA	BECCARIA MICHELE	ITA	TOP KART / TM / BRIDG		DNS			
	4	COMER TOP KART	ITA	CUNATI SIMONE	ITA	TOP KART / PARILLA / BRIDG		DNS			
	5	COMER TOP KART	ITA	VIGANO MATTEO	ITA	TOP KART / PARILLA / BRIDG		DNS			
	7	ART GRAND PRIX	ITA	TORSELLINI MIRKO	ITA	ART GP / TM / BRIDG		DNS			
	19	DTK RACING TEAM POLAN	POL	IDZKOWSKI BARTOSZ	POL	CRG / TM / BRIDG		DNS			
	23	MAINGRE THOMAS	FRA	MAINGRE THOMAS	FRA	ALPHA / TM / BRIDG		DNS			
	49	TONY KART RACING TEAM	ITA	HANSEN ANDREAS	DNK	TONY KART / VORTEX / BRIDG		DNS			
	18	DTK RACING TEAM POLAN	POL	FORE DAVIDE	ITA	CRG / TM / BRIDG		Excluded		46.627	
	28	TIMO DANIELE	ITA	TIMO DANIELE	ITA	MARANELLO / TM / BRIDG		Excluded		47.078	

No.18 FORE DAVIDE : Excluded for weight. Art 12 and 2.4.2 CIK Technical Regulations. According to Stewards' Decision No.46.

No.28 TIMO DANIELE : Excluded for weight. Art 12 and 2.4.2 CIK Technical Regulations. According to Stewards' Decision No.47.

Leaders : No.6 HANLEY BENJAMIN (1-1) / No.12 DREEZEN RICK (2-16)

Start Time : 09/03 - 13:14:33

Best Lap : No.20 THONON JONATHAN 46.356 97,07 Kph

Weather : Sunny Air : 15°C Track : Dry

Previous Event Record : No.20 THONON JONATHAN 46.705 96,34 Kph



DOCUMENT N° 47

DÉCISION DES COMMISSAIRES SPORTIFS STEWARDS' DECISION

PÉNALITÉ INFLIGÉE AU CONCURRENT (NOM) : **TIMO DANIELE**
PENALTY INFLICTED UPON THE ENTRANT (NAME):

NATIONALITÉ / NATIONALITY: **ITA**

N°: **28**
No.:

PILOTE : **TIMO DANIELE**
DRIVER :

Concerne la partie de l'Épreuve : **KZ2 - Pre Final**
Concerns the part of the event:

ÉNONCÉ / STATEMENT:

Exclusion from this Session

MOTIF / REASON:

After the session concerned, the kart was checked under the weight (reported by Scrutineer/Technical Delegate). Having considered the report from Technical Delegate and after hearing the Entrant concerned, the Stewards assess this fact contravenes art 12 and 2.4.2 CIK Technical Regulations. The Stewards decided in application of regulations for CIK Weighing Procedure - part f) and art 153 & 154 FIA International Sporting Code.

Décision annoncée
Decision announced

Date / Date: **09/03/2014**

Heure / Time: **13:41**

Nom / Name

Signature

Président du Collège / Chairman of the Panel:

Oronzo Di Bari (I) :

Membres du Collège / Members of the Panel:

Sante Legrottaglie (I) :

Tommaso Vetrugno (I) :

NOTIFICATION AU CONCURRENT CONCERNÉ / NOTIFICATION TO THE RELEVANT ENTRANT

Je soussigné :
I undersigned: Nom personnel / personal name

Représentant du Concurrent : **TIMO DANIELE**
Representing the Entrant: Nom du Concurrent / Entrant's name

Certifie avoir reçu notification du document N° **47** des Commissaires Sportifs de l'Épreuve.
Certify that I have been notified of document No. by the Stewards of the Meeting.

Date : Heure / Time: Signature :



DOCUMENT N° 46

DÉCISION DES COMMISSAIRES SPORTIFS STEWARDS' DECISION

PÉNALITÉ INFLIGÉE AU CONCURRENT (NOM) : **DTK RACING TEAM POLAND**
PENALTY INFLICTED UPON THE ENTRANT (NAME):

NATIONALITÉ / NATIONALITY: **POL**

N°: **18**
No.:

PILOTE : **FORE DAVIDE**
DRIVER :

Concerne la partie de l'Épreuve : **KZ2 - Pre Final**
Concerns the part of the event:

ÉNONCÉ / STATEMENT:

Exclusion from this Session

MOTIF / REASON:

After the session concerned, the kart was checked under the weight (reported by Scrutineer/Technical Delegate). Having considered the report from Technical Delegate and after hearing the Entrant concerned, the Stewards assess this fact contravenes art 12 and 2.4.2 CIK Technical Regulations. The Stewards decided in application of regulations for CIK Weighing Procedure - part f) and art 153 & 154 FIA International Sporting Code.

Décision annoncée
Decision announced

Date / Date: **09/03/2014**

Heure / Time: **13:36**

Nom / Name

Signature

Président du Collège / Chairman of the Panel:

Oronzo Di Bari (I) :

Membres du Collège / Members of the Panel:

Sante Legrottaglie (I) :

Tommaso Vetrugno (I) :

NOTIFICATION AU CONCURRENT CONCERNÉ / NOTIFICATION TO THE RELEVANT ENTRANT

Je soussigné :
I undersigned: Nom personnel / personal name

Représentant du Concurrent : **DTK RACING TEAM POLAND**
Representing the Entrant: Nom du Concurrent / Entrant's name

Certifie avoir reçu notification du document N° **46** des Commissaires Sportifs de l'Épreuve.
Certify that I have been notified of document No. by the Stewards of the Meeting.

Date : Heure / Time: Signature :



KZ2

Pre Final (PF)

Lap Chart

For information purposes. No official / regulatory value

	1	2	3	4	5	6	7	8	9	10	11	12	13	14	15	16	17	18	19	20	21	22	23	24	25	26	27	28	29	
Grid	51	6	12	50	21	10	22	18	15	20	1	14	14	2	49	3	4	26	11	8	3	9	23	30	19	27	48	25	28	
Start	51	6	50	12	10	21	18	22	15	20	1	14	2	26	11	8	9	30	27	25	28	48								
Lap 1 Interval	6	12	51	10	50	22	14	26	18	11	20	1	15	2	30	27	8	9	28	25	48									
Lap 2	12	6	51	10	50	22	26	18	11	14	20	1	15	2	30	8	25	27	28	9	48									
Lap 3	12	6	51	10	50	22	26	18	11	20	1	14	15	2	30	8	25	28	27	9	48									
Lap 4	12	6	51	10	50	22	26	18	20	1	11	15	2	30	14	8	25	28	27	48	9									
Lap 5	12	6	51	10	50	22	26	20	18	1	11	15	2	8	25	30	14	28	27	48	9									
Lap 6	12	6	51	10	50	22	20	26	18	1	11	15	2	8	25	30	28	27	9	48										
Lap 7	12	6	51	10	50	22	20	26	18	1	11	15	2	8	25	30	28	27	48	9										
Lap 8	12	6	51	10	50	22	20	26	18	1	11	15	2	8	25	28	30	27	48	9										
Lap 9	12	6	51	10	50	22	20	26	18	1	11	15	2	8	25	28	30	27	48	9										
Lap 10	12	6	51	50	10	22	20	26	18	1	11	15	2	8	25	28	30	27	48	9										
Lap 11	12	6	51	50	10	20	22	26	18	1	11	15	2	8	25	28	30	27	48	9										
Lap 12	12	6	51	50	10	20	22	26	1	18	11	2	15	8	25	28	30	27	48	9										
Lap 13	12	6	50	10	20	26	22	1	18	2	11	15	8	25	28	27	30	48	9											
Lap 14	12	6	50	10	20	26	22	1	18	2	11	15	8	25	28	27	30	48	9											
Lap 15	12	6	50	10	20	26	22	1	18	11	2	15	8	25	28	27	30	48	9											
Lap 16	12	6	50	20	10	26	22	1	18	11	2	15	8	25	28	27	30	48	9											



KZ2

Pre Final (PF)

Lap Time Analysis

For information purposes. No official / regulatory value

Laps	Sector 1	Sector 2	Sector 3	Lap Time	Laps	Sector 1	Sector 2	Sector 3	Lap Time	Laps	Sector 1	Sector 2	Sector 3	Lap Time
No.1 NEGRO RICCARDO					12	15.781	17.275	13.482	46.538	7	15.748	17.301	13.533	46.582
1	20.100	18.624	13.603	52.327	13	15.836	17.534	13.531	46.901	8	15.813	17.260	13.442	46.515
2	16.287	17.354	13.553	47.194	14	15.859	17.291	13.551	46.701	9	15.912	17.489	13.531	46.932
3	16.333	17.581	13.546	47.460	15	15.820	17.340	13.529	46.689	10	16.222	17.280	13.450	46.952
4	16.155	17.467	13.741	47.363	16	15.849	17.299	13.544	46.692	11	15.837	17.249	13.464	46.550
5	15.992	17.461	13.637	47.090	No.8 ANTONSEN EMIL					12	15.732	17.293	13.427	46.452
6	16.293	17.319	13.625	47.237	1	20.062	19.129	13.786	52.977	13	15.775	18.241	13.540	47.556
7	15.762	17.277	13.470	46.509	2	16.250	17.779	14.178	48.207	14	15.874	17.345	13.441	46.660
8	15.798	17.306	13.507	46.611	3	16.007	17.570	13.667	47.244	15	15.908	17.872	13.477	47.257
9	15.802	17.393	13.508	46.703	4	15.903	17.524	13.597	47.024	16	16.369	17.322	13.455	47.146
10	15.995	17.294	13.528	46.817	5	16.188	17.377	13.602	47.167	No.11 PEX STAN				
11	15.861	17.409	13.425	46.695	6	15.947	17.411	13.605	46.963	1	19.103	18.116	13.702	50.921
12	15.888	17.469	13.522	46.879	7	15.837	17.462	13.648	46.947	2	16.331	17.570	13.628	47.529
13	15.851	18.216	13.589	47.656	8	15.831	18.117	13.648	47.596	3	16.396	17.540	13.598	47.534
14	15.875	17.296	13.575	46.746	9	15.898	17.444	13.666	47.008	4	16.362	17.451	14.010	47.823
15	15.813	17.322	13.502	46.637	10	15.852	17.447	13.565	46.864	5	16.361	17.457	13.720	47.538
16	15.889	17.314	13.586	46.789	11	15.829	17.319	13.633	46.781	6	15.902	17.458	13.535	46.895
No.2 CESETTI SAURO					12	15.834	17.422	13.555	46.811	7	15.785	17.374	13.581	46.740
1	20.126	18.766	13.743	52.635	13	15.926	18.231	13.687	47.844	8	15.837	17.375	13.548	46.760
2	16.126	17.587	13.531	47.244	14	15.846	17.333	13.606	46.785	9	15.866	17.458	13.529	46.853
3	16.330	17.648	13.627	47.605	15	15.934	17.419	13.633	46.986	10	15.844	17.340	13.504	46.688
4	16.335	17.441	13.570	47.346	16	15.823	17.370	13.533	46.726	11	15.920	17.419	13.600	46.939
5	16.007	17.658	13.675	47.340	No.9 RISMYHR FINN ERIK					12	15.809	17.332	13.548	46.689
6	15.848	17.456	13.546	46.850	1	19.684	19.205	14.066	52.955	13	16.011	18.364	13.512	47.887
7	15.902	17.327	13.479	46.708	2	16.441	17.814	14.896	49.151	14	16.229	17.550	13.526	47.305
8	15.898	17.315	13.553	46.766	3	16.334	17.540	13.725	47.599	15	16.292	17.413	13.635	47.340
9	15.848	17.420	13.559	46.827	4	17.079	17.650	13.661	48.390	16	16.116	17.424	13.558	47.098
10	15.890	17.380	13.459	46.729	5	16.021	17.489	13.661	47.171	No.12 DREEZEN RICK				
11	15.952	17.373	13.537	46.862	6	16.234	17.764	13.687	47.685	1	18.613	18.076	13.618	50.307
12	16.065	17.334	13.528	46.927	7	15.943	18.269	13.689	47.901	2	16.691	17.563	13.521	47.775
13	15.902	17.574	13.531	47.007	8	16.080	17.532	13.711	47.323	3	16.138	17.387	13.472	46.997
14	16.362	17.347	13.544	47.253	9	15.953	17.458	13.689	47.100	4	15.942	17.323	13.505	46.770
15	17.412	17.413	13.606	48.431	10	16.025	17.455	13.634	47.114	5	15.888	17.317	13.461	46.666
16	16.005	17.382	13.587	46.974	11	15.965	17.505	13.614	47.084	6	15.844	17.274	13.430	46.548
No.6 HANLEY BENJAMIN					12	16.047	17.582	13.713	47.342	7	15.875	17.277	13.447	46.599
1	39.804	18.092	13.725	1:11.621	13	16.702	17.967	13.753	48.422	8	15.814	17.235	13.428	46.477
2	16.968	17.652	13.534	48.154	14	16.065	17.634	13.870	47.569	9	15.820	17.231	13.473	46.524
3	16.031	17.499	13.470	47.000	15	16.181	17.681	13.842	47.704	10	15.777	17.235	13.428	46.440
4	15.962	17.436	13.501	46.899	16	16.274	18.028	14.222	48.524	11	15.811	17.257	13.395	46.463
5	15.910	17.336	13.455	46.701	No.10 PEX JORRIT					12	15.811	17.320	13.467	46.598
6	15.832	17.250	13.491	46.573	1	19.034	17.875	13.610	50.519	13	15.796	17.323	13.439	46.558
7	15.774	17.308	13.490	46.572	2	16.715	17.662	13.559	47.936	14	15.812	17.254	13.463	46.529
8	15.856	17.343	13.526	46.725	3	16.546	17.396	13.468	47.410	15	15.836	17.269	13.516	46.621
9	15.768	17.256	13.477	46.501	4	15.987	17.356	13.459	46.802	16	15.919	17.412	13.572	46.903
10	15.768	17.223	13.435	46.426	5	15.827	17.380	13.527	46.734	No.14 MARCON NICOLA				
11	15.813	17.351	13.466	46.630	6	15.846	17.272	13.484	46.602	1	18.979	17.984	13.658	50.621



KZ2

Pre Final (PF)

Lap Time Analysis

For information purposes. No official / regulatory value

Laps	Sector 1	Sector 2	Sector 3	Lap Time
2	16.318	17.740	14.287	48.345
3	17.062	17.627	13.654	48.343
4	17.449	17.598	13.728	48.775
5	17.127	17.886	13.699	48.712

No.15 ROMKEMA RICARDO

1	19.655	19.546	13.664	52.865
2	16.219	17.471	13.459	47.149
3	16.595	17.636	13.527	47.758
4	16.247	17.352	13.508	47.107
5	16.338	17.653	13.537	47.528
6	16.002	17.366	13.419	46.787
7	16.005	17.400	13.487	46.892
8	15.845	17.323	13.500	46.668
9	16.013	17.394	13.455	46.862
10	15.993	17.392	13.442	46.827
11	15.881	17.401	13.642	46.924
12	16.561	17.615	13.527	47.703
13	15.973	18.379	13.552	47.904
14	15.958	17.434	13.585	46.977
15	16.196	17.580	13.884	47.660
16	16.092	17.438	13.574	47.104

No.18 FORE DAVIDE

1	20.008	17.980	13.584	51.572
2	16.540	17.544	13.782	47.866
3	16.267	17.510	13.410	47.187
4	16.061	17.314	13.424	46.799
5	16.675	18.014	13.572	48.261
6	16.185	17.323	13.418	46.926
7	15.903	17.320	13.504	46.727
8	15.796	17.328	13.503	46.627
9	15.891	17.334	13.594	46.819
10	15.852	17.283	13.535	46.670
11	15.862	17.373	13.539	46.774
12	15.830	17.979	13.764	47.573
13	15.988	18.046	13.636	47.670
14	16.121	17.569	13.570	47.260
15	16.030	17.426	13.712	47.168
16	16.077	17.474	13.610	47.161

No.20 THONON JONATHAN

1	20.286	18.185	13.735	52.206
2	16.073	17.453	13.628	47.154
3	16.434	17.433	13.502	47.369
4	16.007	17.287	13.401	46.695
5	16.435	17.386	13.317	47.138
6	15.903	17.233	13.537	46.673
7	15.741	17.209	13.472	46.422

Laps	Sector 1	Sector 2	Sector 3	Lap Time
8	15.738	17.227	13.490	46.455
9	15.704	17.223	13.571	46.498
10	15.791	17.321	13.497	46.609
11	15.818	17.348	13.453	46.619
12	15.779	17.176	13.401	46.356
13	15.714	18.063	13.480	47.257
14	15.711	17.311	13.426	46.448
15	15.697	17.849	13.432	46.978
16	16.106	17.192	13.493	46.791

No.22 LUNDBERG DOUGLAS

1	19.457	17.831	13.544	50.832
2	16.464	17.703	13.574	47.741
3	16.346	17.628	13.471	47.445
4	15.997	17.332	13.502	46.831
5	15.859	17.382	13.498	46.739
6	15.812	17.372	13.578	46.762
7	16.031	17.300	13.546	46.877
8	15.916	17.362	13.534	46.812
9	15.806	17.233	13.576	46.615
10	15.884	17.338	13.507	46.729
11	15.798	17.384	14.046	47.228
12	15.890	17.267	13.577	46.734
13	15.834	18.314	13.554	47.702
14	15.942	17.391	13.568	46.901
15	15.935	17.348	13.530	46.813
16	15.855	17.345	13.529	46.729

No.25 SPORTELLA GIOVANNI

1	19.419	19.204	13.792	52.415
2	16.549	17.613	13.836	47.998
3	16.211	17.567	13.522	47.300
4	15.991	17.441	13.587	47.019
5	16.736	17.791	13.617	48.144
6	16.081	17.435	13.660	47.176
7	15.998	17.456	13.803	47.257
8	16.001	17.468	13.731	47.200
9	15.927	17.450	13.547	46.924
10	16.020	17.582	13.620	47.222
11	16.001	17.486	13.669	47.156
12	15.924	17.723	13.638	47.285
13	16.130	17.907	13.599	47.636
14	16.106	17.517	13.784	47.407
15	16.523	17.599	13.639	47.761
16	16.001	17.671	13.687	47.359

No.26 IGLESIAS JEREMY

1	18.841	18.005	13.632	50.478
2	16.552	17.548	13.825	47.925

Laps	Sector 1	Sector 2	Sector 3	Lap Time
3	16.271	17.441	13.504	47.216
4	15.885	17.351	13.482	46.718
5	16.625	17.502	13.489	47.616
6	16.273	17.388	13.500	47.161
7	15.847	17.366	13.551	46.764
8	15.809	17.341	13.534	46.684
9	15.764	17.341	13.438	46.543
10	15.793	17.305	13.580	46.678
11	15.796	17.338	13.466	46.600
12	15.764	17.346	13.518	46.628
13	15.798	17.561	13.516	46.875
14	15.810	17.407	13.553	46.770
15	15.816	17.490	13.515	46.821
16	15.805	17.365	13.517	46.687

No.27 HENRIQUE CHAVES

1	19.145	19.025	13.932	52.102
2	16.287	17.749	14.638	48.674
3	16.221	17.683	14.426	48.330
4	16.462	17.357	13.649	47.468
5	15.945	17.640	13.586	47.171
6	16.920	17.399	13.611	47.930
7	16.026	17.483	13.701	47.210
8	15.984	17.791	13.624	47.399
9	16.079	17.513	14.158	47.750
10	16.026	17.520	13.698	47.244
11	15.867	17.554	13.605	47.026
12	15.961	17.675	13.666	47.302
13	16.229	17.745	13.782	47.756
14	15.907	17.420	13.729	47.056
15	16.020	17.513	13.702	47.235
16	15.853	17.407	13.673	46.933

No.28 TIMO DANIELE

1	19.178	19.220	13.878	52.276
2	17.058	17.478	13.807	48.343
3	16.382	17.710	13.831	47.923
4	16.236	17.497	13.625	47.358
5	16.034	17.627	13.650	47.311
6	16.452	17.521	13.587	47.560
7	15.920	17.442	13.895	47.257
8	16.113	17.551	13.564	47.228
9	16.019	17.585	13.655	47.259
10	16.046	17.503	13.599	47.148
11	16.022	17.443	13.627	47.092
12	16.064	17.405	13.609	47.078
13	15.934	17.737	13.666	47.337
14	16.046	17.537	13.578	47.161
15	16.546	17.733	13.635	47.914



KZ2

Pre Final (PF)

Lap Time Analysis

For information purposes. No official / regulatory value

Laps	Sector 1	Sector 2	Sector 3	Lap Time
16	16.022	17.456	13.607	47.085

No.30 DOUBEK MARTIN

Laps	Sector 1	Sector 2	Sector 3	Lap Time
1	19.046	18.878	13.897	51.821
2	16.236	17.659	13.739	47.634
3	16.162	17.525	13.758	47.445
4	16.346	17.553	13.817	47.716
5	17.053	17.678	13.984	48.715
6	16.117	17.583	13.737	47.437
7	16.039	17.492	13.975	47.506
8	16.592	17.599	13.784	47.975
9	15.983	17.458	13.910	47.351
10	15.947	17.487	13.790	47.224
11	16.038	17.555	13.779	47.372
12	15.991	17.680	13.762	47.433
13	16.514	17.779	13.667	47.960
14	16.115	17.593	13.751	47.459
15	15.961	17.503	13.771	47.235
16	15.964	17.468	13.792	47.224

Laps	Sector 1	Sector 2	Sector 3	Lap Time
11	15.801	17.233	13.368	46.402
12	15.818	17.195	13.464	46.477
13	15.786	18.420	13.464	47.670
14	15.872	17.270	13.459	46.601
15	15.861	17.251	13.401	46.513
16	15.881	17.286	13.463	46.630

No.51 ARDIGO MARCO

Laps	Sector 1	Sector 2	Sector 3	Lap Time
1	42.156	18.551	13.536	1:14.243
2	16.915	17.676	13.472	48.063
3	16.654	17.342	13.413	47.409
4	15.893	17.379	13.453	46.725
5	15.908	17.451	13.392	46.751
6	15.811	17.308	13.425	46.544
7	15.840	17.339	13.407	46.586
8	15.809	17.341	13.420	46.570
9	15.795	17.296	13.409	46.500
10	15.789	17.304	13.408	46.501
11	15.776	17.286	13.367	46.429
12	15.911	17.293	13.363	46.567

No.48 BACKMAN ANDREAS

Laps	Sector 1	Sector 2	Sector 3	Lap Time
1	19.427	19.409	13.759	52.595
2	16.791	17.758	13.869	48.418
3	16.536	17.553	13.503	47.592
4	16.951	17.515	13.463	47.929
5	16.077	17.594	13.506	47.177
6	16.573	18.078	13.614	48.265
7	16.167	17.671	13.693	47.531
8	16.015	17.479	13.727	47.221
9	16.049	17.502	13.583	47.134
10	16.064	17.521	13.490	47.075
11	16.043	17.617	13.474	47.134
12	16.054	17.592	13.565	47.211
13	16.626	18.236	13.604	48.466
14	16.006	17.594	13.464	47.064
15	16.182	17.783	13.509	47.474
16	15.886	17.566	13.481	46.933

No.50 CAMPONESCHI FLAVIO

Laps	Sector 1	Sector 2	Sector 3	Lap Time
1	19.552	17.919	13.540	51.011
2	16.682	17.738	13.509	47.929
3	16.467	17.549	13.485	47.501
4	15.954	17.366	13.433	46.753
5	15.810	17.391	13.418	46.619
6	15.932	17.291	13.425	46.648
7	15.810	17.259	13.433	46.502
8	15.985	17.281	13.387	46.653
9	15.821	17.516	13.385	46.722
10	15.989	17.194	13.465	46.648































KZ2

Pre Final (PF)

Document 15

Starting Grid

Subject to scrutineering & sporting investigations

28	TIMO DANIELE MARANELLO / TM / BRIDG		15	25	SPORTELLA GIOVANNI BIREL / TM / BRIDG	
48	BACKMAN ANDREAS KOSMIC / VORTEX / BRIDG		14	27	HENRIQUE CHAVES ZANARDI / PARILLA / BRIDG	
19	IDZKOWSKI BARTOSZ CRG / TM / BRIDG		13	30	DOUBEK MARTIN ART GP / TM / BRIDG	
23	MAINGRE THOMAS ALPHA / TM / BRIDG		12	9	RISMYHR FINN ERIK DR / TM / BRIDG	
5	VIGANO MATTEO TOP KART / PARILLA / BRIDG		11	8	ANTONSEN EMIL DR / TM / BRIDG	
11	PEX STAN CRG / TM / BRIDG		10	26	IGLESIAS JEREMY LENZOKART / LKE / BRIDG	
4	CUNATI SIMONE TOP KART / PARILLA / BRIDG		9	3	BECCARIA MICHELE TOP KART / TM / BRIDG	
49	HANSEN ANDREAS TONY KART / VORTEX / BRIDG		8	2	CESETTI SAURO TOP KART / TM / BRIDG	
14	MARCON NICOLA ENERGY / TM / BRIDG		7	7	TORSELLINI MIRKO ART GP / TM / BRIDG	
1	NEGRO RICCARDO TOP KART / TM / BRIDG		6	20	THONON JONATHAN PRAGA / PARILLA / BRIDG	
15	ROMKEMA RICARDO ENERGY / TM / BRIDG		5	18	FORE DAVIDE CRG / TM / BRIDG	
22	LUNDBERG DOUGLAS ALPHA / TM / BRIDG		4	10	PEX JORRIT CRG / TM / BRIDG	
21	HAJEK PATRIK PRAGA / PARILLA / BRIDG		3	50	CAMPONESCHI FLAVIO TONY KART / VORTEX / BRIDG	
12	DREEZEN RICK ZANARDI / PARILLA / BRIDG		2	6	HANLEY BENJAMIN ART GP / TM / BRIDG	
51	ARDIGO MARCO TONY KART / VORTEX / BRIDG		1			

POLE POSITION





KZ2

Qualifying Heats (QH)

Document 14

Results

Subject to scrutineering & sporting investigations

Rnk	No.	Entrant	Nat	Driver	Nat	Equipment	QP	QH1	QH2	QH3	Points
1	51	TONY KART RACING TEAM	ITA	ARDIGO MARCO	ITA	TONY KART / VORTEX / BRIDG	4	0	0	0	0
2	6	ART GRAND PRIX SRL	ITA	HANLEY BENJAMIN	GBR	ART GP / TM / BRIDG	1	2	2	4	8
3	12	ZANARDI	NLD	DREEZEN RICK	BEL	ZANARDI / PARILLA / BRIDG	2	3	5	7	15
4	50	TONY KART RACING TEAM	ITA	CAMPONESCHI FLAVIO	ITA	TONY KART / VORTEX / BRIDG	11	10	3	2	15
5	21	PRAGA KART	ITA	HAJEK PATRIK	CZE	PRAGA / PARILLA / BRIDG	14	5	4	8	17
6	10	CRG HOLLAND	NLD	PEX JORRIT	NLD	CRG / TM / BRIDG	17	11	6	5	22
7	22	LUNDBERG DOUGLAS	FRA	LUNDBERG DOUGLAS	SWE	ALPHA / TM / BRIDG	18	12	7	6	25
8	18	DTK RACING TEAM POLAND	POL	FORE DAVIDE	ITA	CRG / TM / BRIDG	19	9	9	9	27
9	15	ENERGY CORSE SRL	ITA	ROMKEMA RICARDO	NLD	ENERGY / TM / BRIDG	5	4	13	13	30
10	20	PRAGA KART	ITA	THONON JONATHAN	BEL	PRAGA / PARILLA / BRIDG	13	25	8	3	36
11	1	COMER TOP KART	ITA	NEGRO RICCARDO	ITA	TOP KART / TM / BRIDG	24	15	11	10	36
12	7	ART GRAND PRIX	ITA	TORSELLINI MIRKO	ITA	ART GP / TM / BRIDG	25	19	10	11	40
13	14	ENERGY CORSE SRL	ITA	MARCON NICOLA	ITA	ENERGY / TM / BRIDG	9	23	14	12	49
14	2	COMER TOP KART	ITA	CESETTI SAURO	ITA	TOP KART / TM / BRIDG	3	24	12	14	50
15	49	TONY KART RACING TEAM	ITA	HANSEN ANDREAS	DNK	TONY KART / VORTEX / BRIDG	6	6	27	17	50
16	3	COMER TOP KART	ITA	BECCARIA MICHELE	ITA	TOP KART / TM / BRIDG	16	14	17	20	51
17	4	COMER TOP KART	ITA	CUNATI SIMONE	ITA	TOP KART / PARILLA / BRIDG	22	18	18	15	51
18	26	LENZOKART SRL	ITA	IGLESIAS JEREMY	FRA	LENZOKART / LKE / BRIDG	28	16	19	16	51
19	11	CRG HOLLAND	NLD	PEX STAN	NLD	CRG / TM / BRIDG	26	17	16	19	52
20	8	DR SRL	ITA	ANTONSEN EMIL	NOR	DR / TM / BRIDG	10	8	20	25	53
21	5	COMER TOP KART	ITA	VIGANO MATTEO	ITA	TOP KART / PARILLA / BRIDG	12	7	26	23	56
22	9	DR SRL	ITA	RISMYHR FINN ERIK	NOR	DR / TM / BRIDG	21	26	15	21	62
23	23	MAINGRE THOMAS	FRA	MAINGRE THOMAS	FRA	ALPHA / TM / BRIDG	29	20	21	22	63
24	30	ART GRAND PRIX SRL	ITA	DOUBEK MARTIN	CZE	ART GP / TM / BRIDG	15	29	22	18	69
25	19	DTK RACING TEAM POLAND	POL	IDZKOWSKI BARTOSZ	POL	CRG / TM / BRIDG	23	22	23	24	69
26	27	ZANARDI STRAKKA RACING	SWE	HENRIQUE CHAVES	BRT	ZANARDI / PARILLA / BRIDG	8	13	30	28	71
27	48	KOSMIC RACING DEPARTEMENT	ITA	BACKMAN ANDREAS	SWE	KOSMIC / VORTEX / BRIDG	20	21	25	29	75
28	25	SPORTELLA ANTONIO	ITA	SPORTELLA GIOVANNI	ITA	BIREL / TM / BRIDG	27	27	24	26	77
29	28	TIMO DANIELE	ITA	TIMO DANIELE	ITA	MARANELLO / TM / BRIDG	7	28	28	27	83



KZ2

Qualifying Heat 3 (QH3)

Document 13

Results

Subject to scrutineering & sporting investigations

Rnk	No.	Entrant	Nat	Driver	Nat	Equipment	Laps	Gap	Interv.	Best Lap	Points
1	51	TONY KART RACING TEAM	ITA	ARDIGO MARCO	ITA	TONY KART / VORTEX / BRIDG	12			47.704	0
2	50	TONY KART RACING TEAM	ITA	CAMPONESCHI FLAVIO	ITA	TONY KART / VORTEX / BRIDG	12	0.141	0.141	47.703	2
3	20	PRAGA KART	ITA	THONON JONATHAN	BEL	PRAGA / PARILLA / BRIDG	12	0.470	0.329	47.397	3
4	6	ART GRAND PRIX SRL	ITA	HANLEY BENJAMIN	GBR	ART GP / TM / BRIDG	12	1.026	0.556	47.843	4
5	10	CRG HOLLAND	NLD	PEX JORRIT	NLD	CRG / TM / BRIDG	12	1.529	0.503	47.824	5
6	22	LUNDBERG DOUGLAS	SWE	LUNDBERG DOUGLAS	SWE	ALPHA / TM / BRIDG	12	1.735	0.206	47.667	6
7	12	ZANARDI	NLD	DREEZEN RICK	BEL	ZANARDI / PARILLA / BRIDG	12	1.824	0.089	47.718	7
8	21	PRAGA KART	ITA	HAJEK PATRIK	CZE	PRAGA / PARILLA / BRIDG	12	2.256	0.432	47.766	8
9	18	DTK RACING TEAM POLAN	POL	FORE DAVIDE	ITA	CRG / TM / BRIDG	12	2.394	0.138	47.800	9
10	1	COMER TOP KART	ITA	NEGRO RICCARDO	ITA	TOP KART / TM / BRIDG	12	2.627	0.233	47.626	10
11	7	ART GRAND PRIX	ITA	TORSELLINI MIRKO	ITA	ART GP / TM / BRIDG	12	3.886	1.259	47.901	11
12	14	ENERGY CORSE SRL	ITA	MARCON NICOLA	ITA	ENERGY / TM / BRIDG	12	4.901	1.015	47.833	12
13	15	ENERGY CORSE SRL	ITA	ROMKEMA RICARDO	NLD	ENERGY / TM / BRIDG	12	5.075	0.174	47.817	13
14	2	COMER TOP KART	ITA	CESETTI SAURO	ITA	TOP KART / TM / BRIDG	12	6.634	1.559	47.833	14
15	4	COMER TOP KART	ITA	CUNATI SIMONE	ITA	TOP KART / PARILLA / BRIDG	12	6.923	0.289	47.813	15
16	26	LENZOKART SRL	ITA	IGLESIAS JEREMY	ERA	LENZOKART / LKE / BRIDG	12	7.223	0.300	47.545	16
17	49	TONY KART RACING TEAM	ITA	HANSEN ANDREAS	DNK	TONY KART / VORTEX / BRIDG	12	7.850	0.627	47.749	17
18	30	ART GRAND PRIX SRL	ITA	DOUBEK MARTIN	CZE	ART GP / TM / BRIDG	12	10.368	2.518	48.484	18
19	11	CRG HOLLAND	NLD	PEX STAN	NLD	CRG / TM / BRIDG	12	10.826	0.458	48.334	19
20	3	COMER TOP KART	ITA	BECCARIA MICHELE	ITA	TOP KART / TM / BRIDG	2	10 Laps	10 Laps	49.978	20
21	9	DR SRL	ITA	RISMYHR FINN ERIK	NOR	DR / TM / BRIDG	2	10 Laps	0.686	49.581	21
22	23	MAINGRE THOMAS	ERA	MAINGRE THOMAS	ERA	ALPHA / TM / BRIDG	2	10 Laps	0.506	49.661	22
23	5	COMER TOP KART	ITA	VIGANO MATTEO	ITA	TOP KART / PARILLA / BRIDG	2	10 Laps	0.381	49.356	23
24	19	DTK RACING TEAM POLAN	POL	IDZKOWSKI BARTOSZ	POL	CRG / TM / BRIDG	2	10 Laps	0.207	49.336	24
25	8	DR SRL	ITA	ANTONSEN EMIL	NOR	DR / TM / BRIDG	2	10 Laps	1.131	50.193	25
26	25	SPORTELLA ANTONIO	ITA	SPORTELLA GIOVANNI	ITA	BIREL / TM / BRIDG	2	10 Laps	0.133	50.157	26
27	28	TIMO DANIELE	ITA	TIMO DANIELE	ITA	MARANELLO / TM / BRIDG	2	10 Laps	0.243	49.835	27
28	27	ZANARDI STRAKKA RACING	SWE	HENRIQUE CHAVES	PRT	ZANARDI / PARILLA / BRIDG	2	10 Laps	0.337	50.041	28
29	48	KOSMIC RACING DEPARTE	ITA	BACKMAN ANDREAS	SWE	KOSMIC / VORTEX / BRIDG	2	10 Laps	0.732	50.622	29

Leaders : No.51 ARDIGO MARCO (1-12)

Start Time : 08/03 - 17:11:33

Best Lap : No.20 THONON JONATHAN 47.397 94,94 Kph

Weather : Sunny Air : 15°C Track : Dry

Event Record : No.20 THONON JONATHAN 46.705 96,34 Kph



KZ2

Qualifying Heat 3 (QH3)

Lap Chart

For information purposes. No official / regulatory value

	1	2	3	4	5	6	7	8	9	10	11	12	13	14	15	16	17	18	19	20	21	22	23	24	25	26	27	28	29	
Grid	51	6	50	21	12	10	22	20	18	7	1	2	15	14	9	11	3	4	26	8	23	30	19	25	48	5	49	28	27	
Start	51	6	50	21	10	12	20	22	7	18	1	2	15	14	9	8	11	3	26	23	30	4	19	25	5	49	28	27	48	
Lap 1 Interval	51	50 0.3	6 0.4	21 0.4	10 0.1	12 0.2	22 0.2	20 0.2	18 0.2	7 0.3	1 0.2	2 0.2	14 0.5	15 0.8	3 0.0	9 1.0	30 0.0	4 0.0	23 0.2	11 0.5	5 0.0	19 0.2	8 0.2	25 0.1	49 0.3	28 0.2	27 0.1	48 0.1	26 3.0	
Lap 2	51	50 0.5	6 0.2	21 0.0	10 0.3	12 0.1	22 0.0	20 0.2	18 0.1	7 0.8	1 0.1	2 0.0	14 0.5	15 1.5	3 0.5	4 0.3	9 0.2	30 0.2	23 0.2	11 0.3	5 0.2	19 1.0	8 0.1	25 0.0	49 0.0	28 0.2	27 0.3	48 0.7	26 2.6	
Lap 3	51	50 0.6	6 1.1	21 0.5	10 0.4	12 2.0	22 1.2	20 0.3	18 1.6	7 0.6	1 1.7	2 0.5	14 0.6	15 0.5	4 0.6	49 1.5	30 0.4	11 0.9	26 1.1											
Lap 4	51	50 0.7	6 0.7	21 0.4	10 0.3	12 0.5	22 0.3	20 0.4	18 0.4	7 0.3	1 0.9	2 0.6	14 1.0	15 0.7	4 0.5	30 0.3	11 0.5	49 0.3	26 0.6											
Lap 5	51	50 0.3	6 0.4	21 0.7	10 0.2	12 0.6	22 0.3	20 0.2	18 0.4	7 0.2	1 0.4	2 0.2	14 0.3	15 0.6	4 1.1	30 0.1	11 0.3	49 0.2	26 0.3											
Lap 6	51	50 0.4	6 0.2	21 0.4	10 0.2	12 0.3	22 0.0	20 0.1	18 0.3	7 0.2	1 0.4	2 0.2	14 0.5	15 0.5	4 1.1	30 0.1	11 0.2	49 0.4	26 0.3											
Lap 7	51	50 0.1	6 0.4	21 0.1	10 0.3	12 0.2	22 0.2	20 0.2	18 0.2	7 0.3	1 0.1	2 0.2	14 0.7	15 0.5	4 1.4	30 0.7	11 0.0	49 0.1	26 0.1											
Lap 8	51	50 0.0	6 0.5	21 0.2	10 0.1	12 0.1	22 0.0	20 0.5	18 0.2	1 1.0	7 0.2	2 0.2	14 0.2	15 0.3	4 1.6	30 0.9	26 0.1	49 0.0	11 0.4											
Lap 9	51	50 0.1	6 0.5	10 0.4	20 0.3	21 0.1	22 0.1	12 0.1	18 0.2	1 1.0	7 0.3	2 0.3	14 0.3	15 0.0	4 2.0	30 1.1	26 0.0	49 0.1	11 0.9											
Lap 10	51	50 0.2	6 0.3	20 0.4	10 0.2	12 0.3	22 0.0	21 0.3	18 0.1	1 0.5	7 0.6	2 0.1	14 0.3	15 0.2	4 2.2	26 0.9	49 0.2	30 0.8	11 0.5											
Lap 11	51	50 0.2	20 0.6	6 0.1	10 0.5	12 0.1	22 0.1	21 0.4	18 0.1	1 0.4	7 0.9	14 1.1	15 0.1	2 1.3	4 0.5	26 0.5	49 0.5	30 0.4	11 1.6											
Lap 12	51	50 0.1	20 0.3	6 0.5	10 0.5	12 0.2	22 0.0	21 0.4	18 0.1	1 0.2	7 1.2	14 1.0	15 0.1	2 1.5	4 0.2	26 0.3	49 0.6	30 2.5	11 0.4											



KZ2

Qualifying Heat 3 (QH3)

Lap Time Analysis

For information purposes. No official / regulatory value

Laps	Sector 1	Sector 2	Sector 3	Lap Time	Laps	Sector 1	Sector 2	Sector 3	Lap Time	Laps	Sector 1	Sector 2	Sector 3	Lap Time
No.1 NEGRO RICCARDO					No.6 HANLEY BENJAMIN					No.11 PEX STAN				
1	20.210	18.840	13.927	52.977	1	48.090	18.511	13.931	1:20.532	1	21.152	19.732	14.953	55.837
2	16.788	18.242	13.925	48.955	2	17.019	18.341	13.928	49.288	2	17.892	18.594	14.198	50.684
3	17.379	17.992	19:57.463	21:21.523	3	17.888	18.411	19:48.232	21:14.893	3	25.257	20.426	19:46.793	21:21.307
4	22.265	22.073	20.821	1:05.159	4	26.437	23.024	20.376	1:09.837	4	24.954	21.308	17.549	1:03.811
5	18.235	19.500	17.709	55.444	5	19.170	20.005	16.669	55.844	5	19.455	19.314	15.534	54.303
6	18.158	18.756	14.571	51.485	6	18.791	19.706	14.300	52.797	6	18.993	18.532	14.069	51.594
7	16.699	18.047	13.763	48.509	7	16.705	18.161	13.845	48.711	7	17.450	18.145	13.800	49.395
8	17.047	18.093	13.705	48.845	8	16.500	17.980	13.747	48.227	8	17.486	18.124	13.791	49.401
9	16.380	17.841	13.708	47.929	9	16.448	17.841	13.794	48.083	9	17.004	18.038	13.893	48.935
10	16.386	17.683	13.654	47.723	10	16.332	17.870	13.665	47.867	10	16.672	18.111	13.847	48.630
11	16.309	17.673	13.665	47.647	11	16.404	17.828	13.882	48.114	11	16.581	17.915	13.838	48.334
12	16.251	17.631	13.744	47.626	12	16.348	17.797	13.698	47.843	12	17.136	17.858	13.900	48.894
No.2 CESETTI SAURO					No.7 TORSELLINI MIRKO					No.12 DREEZEN RICK				
1	20.051	18.898	13.996	52.945	1	20.018	18.896	13.926	52.840	1	19.583	18.688	13.894	52.165
2	16.852	18.116	13.853	48.821	2	16.888	18.222	13.974	49.084	2	16.866	18.112	13.928	48.906
3				21:22.043	3				21:19.909	3	17.400	17.950	19:52.093	21:17.374
4	22.551	21.743	20.964	1:05.258	4	23.408	22.370	20.133	1:05.911	4	25.160	22.737	20.309	1:08.206
5	18.059	19.364	17.587	55.010	5	18.853	19.466	17.625	55.944	5	19.112	19.723	17.350	56.185
6	18.144	18.694	14.614	51.452	6	18.302	18.929	14.324	51.555	6	18.694	19.077	14.333	52.104
7	16.752	17.989	13.761	48.502	7	16.935	18.097	13.761	48.793	7	17.030	18.324	13.646	49.000
8	16.957	18.429	13.767	49.153	8	17.110	18.420	13.716	49.246	8	16.592	17.919	13.701	48.212
9	16.549	17.828	13.757	48.134	9	16.467	17.889	13.690	48.046	9	16.471	17.902	13.620	47.993
10	16.306	17.744	13.783	47.833	10	16.481	17.765	13.740	47.986	10	16.537	17.824	13.557	47.918
11	16.940	19.520	13.946	50.406	11	16.336	17.752	13.813	47.901	11	16.415	17.713	13.590	47.718
12	16.396	17.840	13.792	48.028	12	16.395	17.780	13.805	47.980	12	16.339	17.841	13.649	47.829
No.3 BECCARIA MICHELE					No.8 ANTONSEN EMIL					No.14 MARCON NICOLA				
1	19.859	19.801	14.053	53.713	1	21.589	20.153	14.719	56.461	1	20.017	19.291	14.019	53.327
2	17.484	18.460	14.034	49.978	2	17.450	18.554	14.189	50.193	2	16.855	18.090	13.821	48.766
No.4 CUNATI SIMONE					No.9 RISMYHR FINN ERIK					No.15 ROMKEMA RICARDO				
1	20.500	19.977	14.201	54.678	1	20.258	20.283	14.503	55.044	1	20.294	19.646	14.281	54.221
2	16.998	18.159	13.976	49.133	2	17.341	18.272	13.968	49.581	2	17.439	18.205	13.857	49.501
3	19.226	20.817	19:52.271	21:20.811	3	16.553	17.868	19:51.665	21:15.464	3	18.556	20.614	19:53.361	21:21.119
4	23.767	21.235	20.812	1:05.814	4	26.539	22.822	20.300	1:09.661	4	22.867	21.600	21.475	1:05.942
5	19.392	19.736	15.594	54.722	5	19.146	19.838	17.158	56.142	5	18.717	18.710	16.695	54.122
6	18.828	18.552	14.290	51.670	6	18.605	19.493	14.275	52.373	6	18.338	18.581	14.720	51.639
7	16.964	18.046	14.003	49.013	7	16.821	18.115	13.663	48.599					
8	16.853	17.930	13.860	48.643	8	16.641	17.859	13.638	48.138					
9	16.605	17.901	13.763	48.269	9	16.517	17.894	13.638	48.049					
10	16.568	17.906	13.783	48.257	10	16.408	17.779	14.060	48.247					
11	16.493	17.824	13.780	48.097	11	16.458	17.734	13.657	47.849					
12	16.320	17.739	13.754	47.813	12	16.314	17.793	13.717	47.824					



KZ2

Qualifying Heat 3 (QH3)

Lap Time Analysis

For information purposes. No official / regulatory value

Laps	Sector 1	Sector 2	Sector 3	Lap Time
7	16.952	18.048	13.724	48.724
8	16.587	17.937	13.863	48.387
9	16.534	17.758	13.645	47.937
10	16.583	17.766	13.680	48.029
11	16.696	18.119	13.668	48.483
12	16.301	17.746	13.770	47.817

No.18 FORE DAVIDE

1	19.667	18.803	13.971	52.441
2	16.822	18.044	13.723	48.589
3	17.222	17.898	19:55.474	21:20.130
4	23.691	22.320	20.242	1:06.253
5	18.860	19.487	17.628	55.975
6	18.349	19.020	14.214	51.583
7	16.899	18.130	13.665	48.694
8	16.683	17.933	13.679	48.295
9	16.463	17.810	13.627	47.900
10	16.665	17.933	13.619	48.217
11	16.454	17.772	13.591	47.817
12	16.369	17.807	13.624	47.800

No.19 IDZKOWSKI BARTOSZ

1	20.885	19.986	14.912	55.783
2	17.267	18.226	13.843	49.336

No.20 THONON JONATHAN

1	19.730	18.681	14.015	52.426
2	16.764	18.066	13.822	48.652
3	16.775	17.713	19:54.748	21:18.611
4	24.846	22.420	20.178	1:07.444
5	19.020	19.498	17.487	56.005
6	18.617	18.941	14.096	51.654
7	16.960	17.988	13.621	48.569
8	16.499	17.845	13.583	47.927
9	16.449	17.888	13.814	48.151
10	16.287	17.681	13.638	47.606
11	16.215	17.642	13.658	47.515
12	16.184	17.582	13.631	47.397

No.21 HAJEK PATRIK

1	19.437	18.737	13.883	52.057
2	16.808	18.293	13.801	48.902
3	16.833	18.146	19:50.062	21:15.341
4	26.548	22.889	20.364	1:09.801
5	19.313	19.765	17.083	56.161
6	18.500	19.548	14.376	52.424
7	16.739	18.059	13.662	48.460
8	16.669	17.961	13.704	48.334
9	17.067	17.961	13.695	48.723
10	16.965	17.985	13.587	48.537

Laps	Sector 1	Sector 2	Sector 3	Lap Time
11	16.371	17.827	13.568	47.766
12	16.416	17.797	13.634	47.847

No.22 LUNDBERG DOUGLAS

1	19.367	18.769	13.948	52.084
2	16.774	18.137	13.785	48.696
3	16.659	17.839	19:54.645	21:18.533
4	24.292	22.783	20.227	1:07.302
5	19.035	19.688	17.529	56.252
6	18.501	19.084	14.185	51.770
7	16.770	18.042	13.658	48.470
8	16.590	17.823	13.673	48.086
9	16.843	18.014	13.614	48.471
10	16.557	17.827	13.577	47.961
11	16.388	17.633	13.646	47.667
12	16.345	17.867	13.673	47.885

No.23 MAINGRE THOMAS

1	20.405	20.041	14.548	54.994
2	17.462	18.330	13.869	49.661

No.25 SPORTELLA GIOVANNI

1	21.254	20.118	14.778	56.150
2	17.624	18.538	13.995	50.157

No.26 IGLESIAS JEREMY

1	20.050	23.962	16.327	1:00.339
2	17.742	18.502	13.978	50.222
3	24.444	19.068	19:45.963	21:18.293
4	24.568	21.641	17.469	1:03.678
5	19.716	18.855	15.336	53.907
6	19.184	18.562	13.989	51.735
7	17.085	18.084	13.768	48.937
8	16.945	17.905	13.738	48.588
9	16.669	17.940	13.751	48.360
10	16.498	17.702	13.834	48.034
11	16.312	17.786	13.657	47.755
12	16.277	17.667	13.601	47.545

No.27 HENRIQUE CHAVES

1	20.814	20.075	15.020	55.909
2	17.618	18.326	14.097	50.041

No.28 TIMO DANIELE

1	20.902	20.080	15.026	56.008
2	17.337	18.487	14.011	49.835

No.30 DOUBEK MARTIN

1	20.152	20.061	14.426	54.639
2	17.444	18.298	14.030	49.772
3	24.782	20.641	19:48.144	21:22.219

Laps	Sector 1	Sector 2	Sector 3	Lap Time
4	25.713	20.648	17.883	1:04.244
5	19.258	19.786	15.463	54.507
6	18.834	18.617	14.222	51.673
7	17.270	18.249	14.042	49.561
8	16.723	18.005	14.085	48.813
9	16.539	18.017	13.928	48.484
10	17.178	17.940	14.056	49.174
11	16.588	18.033	14.064	48.685
12	16.651	17.930	14.056	48.637

No.48 BACKMAN ANDREAS

1	20.876	20.502	14.602	55.980
2	17.857	18.759	14.006	50.622

No.49 HANSEN ANDREAS

1	20.945	20.050	14.929	55.924
2	17.184	18.562	14.013	49.759
3	18.995	18.807	19:53.247	21:19.800
4	26.656	21.476	17.401	1:05.533
5	20.005	18.954	15.260	54.219
6	19.102	18.655	13.982	51.739
7	17.189	18.145	13.776	49.110
8	16.944	17.968	13.929	48.841
9	16.762	17.930	13.748	48.440
10	16.760	17.722	13.664	48.146
11	16.400	17.852	13.650	47.902
12	16.400	17.688	13.661	47.749

No.50 CAMPONESCHI FLAVIO

1	18.923	18.499	13.869	51.291
2	17.183	18.434	13.868	49.485
3	16.533	17.970	19:50.571	21:13.984
4	27.365	22.783	20.073	1:10.221
5	19.667	20.053	16.458	56.178
6	19.075	19.670	14.243	52.988
7	16.684	18.039	13.743	48.466
8	16.620	17.946	13.634	48.200
9	16.573	17.847	13.654	48.074
10	16.603	17.781	13.652	48.036
11	16.390	17.682	13.650	47.722
12	16.328	17.813	13.562	47.703

No.51 ARDIGO MARCO

1	52.028	18.426	13.972	1:24.426
2	17.104	18.220	13.936	49.260
3	16.673	18.044	19:50.209	21:13.856
4	25.464	24.924	19.769	1:10.157
5	19.705	20.284	16.582	56.571
6	18.881	19.750	14.280	52.911
7	16.907	18.042	13.809	48.758



KZ2

Qualifying Heat 3 (QH3)

For information purposes. No official / regulatory value

Lap Time Analysis

Laps	Sector 1	Sector 2	Sector 3	Lap Time
8	16.609	17.959	13.719	48.287
9	16.462	17.819	13.667	47.948
10	16.473	17.727	13.780	47.980
11	16.313	17.777	13.614	47.704
12	16.394	17.792	13.636	47.822


















KZ2

Qualifying Heat 3 (QH3)

Document 12

Starting Grid

Subject to scrutineering & sporting investigations

27	HENRIQUE CHAVES ZANARDI / PARILLA / BRIDG		15	28	TIMO DANIELE MARANELLO / TM / BRIDG	
49	HANSEN ANDREAS TONY KART / VORTEX / BRIDG		14	5	VIGANO MATTEO TOP KART / PARILLA / BRIDG	
48	BACKMAN ANDREAS KOSMIC / VORTEX / BRIDG		13	25	SPORTELLA GIOVANNI BIREL / TM / BRIDG	
19	IDZKOWSKI BARTOSZ CRG / TM / BRIDG		12	30	DOUBEK MARTIN ART GP / TM / BRIDG	
23	MAINGRE THOMAS ALPHA / TM / BRIDG		11	8	ANTONSEN EMIL DR / TM / BRIDG	
26	IGLESIAS JEREMY LENZOKART / LKE / BRIDG		10	4	CUNATI SIMONE TOP KART / PARILLA / BRIDG	
3	BECCARIA MICHELE TOP KART / TM / BRIDG		9	11	PEX STAN CRG / TM / BRIDG	
9	RISMYHR FINN ERIK DR / TM / BRIDG		8	14	MARCON NICOLA ENERGY / TM / BRIDG	
15	ROMKEMA RICARDO ENERGY / TM / BRIDG		7	2	CESETTI SAURO TOP KART / TM / BRIDG	
1	NEGRO RICCARDO TOP KART / TM / BRIDG		6	7	TORSELLINI MIRKO ART GP / TM / BRIDG	
18	FORE DAVIDE CRG / TM / BRIDG		5	20	THONON JONATHAN PRAGA / PARILLA / BRIDG	
22	LUNDBERG DOUGLAS ALPHA / TM / BRIDG		4	10	PEX JORRIT CRG / TM / BRIDG	
12	DREEZEN RICK ZANARDI / PARILLA / BRIDG		3	21	HAJEK PATRIK PRAGA / PARILLA / BRIDG	
50	CAMPONESCHI FLAVIO TONY KART / VORTEX / BRIDG		2	6	HANLEY BENJAMIN ART GP / TM / BRIDG	
51	ARDIGO MARCO TONY KART / VORTEX / BRIDG		1			

POLE POSITION





KZ2

Qualifying Heat 2 (QH2)

Document 11

Results

Subject to scrutineering & sporting investigations

Rnk	No.	Entrant	Nat	Driver	Nat	Equipment	Laps	Gap	Interv.	Best Lap	Points
1	=	TONY KART RACING TEAM	ITA	ARDIGO MARCO	ITA	TONY KART / VORTEX / BRIDG	12			46.892	0
2	=	ART GRAND PRIX SRL	ITA	HANLEY BENJAMIN	GBR	ART GP / TM / BRIDG	12	0.519	0.519	46.980	2
3	▲7	TONY KART RACING TEAM	ITA	CAMPONESCHI FLAVIO	ITA	TONY KART / VORTEX / BRIDG	12	0.861	0.342	46.896	3
4	▲1	PRAGA KART	ITA	HAJEK PATRIK	CZE	PRAGA / PARILLA / BRIDG	12	1.371	0.510	46.871	4
5	▼2	ZANARDI	NLD	DREEZEN RICK	BEL	ZANARDI / PARILLA / BRIDG	12	1.527	0.156	46.888	5
6	▲5	CRG HOLLAND	NLD	PEX JORRIT	NLD	CRG / TM / BRIDG	12	1.838	0.311	46.836	6
7	▲5	LUNDBERG DOUGLAS	FRA	LUNDBERG DOUGLAS	SWE	ALPHA / TM / BRIDG	12	3.296	1.458	46.896	7
8	▲17	PRAGA KART	ITA	THONON JONATHAN	BEL	PRAGA / PARILLA / BRIDG	12	3.340	0.044	46.705	8
9	=	DTK RACING TEAM POLAN	POL	FORE DAVIDE	ITA	CRG / TM / BRIDG	12	5.064	1.724	46.945	9
10	▲9	ART GRAND PRIX	ITA	TORSELLINI MIRKO	ITA	ART GP / TM / BRIDG	12	6.164	1.100	47.014	10
11	▲4	COMER TOP KART	ITA	NEGRO RICCARDO	ITA	TOP KART / TM / BRIDG	12	6.374	0.210	47.061	11
12	▲12	COMER TOP KART	ITA	CESETTI SAURO	ITA	TOP KART / TM / BRIDG	12	7.426	1.052	47.092	12
13	▼9	ENERGY CORSE SRL	ITA	ROMKEMA RICARDO	NLD	ENERGY / TM / BRIDG	12	8.574	1.148	47.234	13
14	▲9	ENERGY CORSE SRL	ITA	MARCON NICOLA	ITA	ENERGY / TM / BRIDG	12	9.077	0.503	47.262	14
15	▲11	DR SRL	ITA	RISMYHR FINN ERIK	NOR	DR / TM / BRIDG	12	9.868	0.791	47.259	15
16	▲1	CRG HOLLAND	NLD	PEX STAN	NLD	CRG / TM / BRIDG	12	10.551	0.683	47.222	16
17	▼3	COMER TOP KART	ITA	BECCARIA MICHELE	ITA	TOP KART / TM / BRIDG	12	10.980	0.429	47.685	17
18	=	COMER TOP KART	ITA	CUNATI SIMONE	ITA	TOP KART / PARILLA / BRIDG	12	11.728	0.748	47.435	18
19	▼3	LENZOKART SRL	ITA	IGLESIAS JEREMY	FRA	LENZOKART / LKE / BRIDG	12	11.871	0.143	47.102	19
20	▼12	DR SRL	ITA	ANTONSEN EMIL	NOR	DR / TM / BRIDG	12	12.393	0.522	47.311	20
21	▼1	MAINGRE THOMAS	FRA	MAINGRE THOMAS	FRA	ALPHA / TM / BRIDG	12	13.396	1.003	47.218	21
22	▲7	ART GRAND PRIX SRL	ITA	DOUBEK MARTIN	CZE	ART GP / TM / BRIDG	12	14.808	1.412	47.871	22
23	▼1	DTK RACING TEAM POLAN	POL	IDZKOWSKI BARTOSZ	POL	CRG / TM / BRIDG	12	14.955	0.147	47.458	23
24	▲3	SPORTELLA ANTONIO	ITA	SPORTELLA GIOVANNI	ITA	BIREL / TM / BRIDG	12	15.264	0.309	47.365	24
25	▼4	KOSMIC RACING DEPARTE	ITA	BACKMAN ANDREAS	SWE	KOSMIC / VORTEX / BRIDG	12	15.741	0.477	47.611	25
26	▼19	COMER TOP KART	ITA	VIGANO MATTEO	ITA	TOP KART / PARILLA / BRIDG	10	2 Laps	2 Laps	47.134	26
27	▼21	TONY KART RACING TEAM	ITA	HANSEN ANDREAS	DNK	TONY KART / VORTEX / BRIDG	8	4 Laps	2 Laps	47.273	27
28	=	TIMO DANIELE	ITA	TIMO DANIELE	ITA	MARANELLO / TM / BRIDG	0	12 Laps	8 Laps		28

Not Classified

	27	ZANARDI STRAKKA RACING	SWE	HENRIQUE CHAVES	PRT	ZANARDI / PARILLA / BRIDG		DNS			30
--	----	------------------------	-----	-----------------	-----	---------------------------	--	-----	--	--	----

Leaders : No.51 ARDIGO MARCO (1-12)

Start Time : 08/03 - 14:53:44

Best Lap : No.20 THONON JONATHAN 46.705 96,34 Kph

Weather : Sunny Air : 16°C Track : Dry

Previous Event Record : No.50 CAMPONESCHI FLAVIO 46.934 95,87 Kph



KZ2

Qualifying Heat 2 (QH2)

Lap Chart

For information purposes. No official / regulatory value

	1	2	3	4	5	6	7	8	9	10	11	12	13	14	15	16	17	18	19	20	21	22	23	24	25	26	27	28	29
Grid	51	6	12	15	21	49	5	8	18	50	10	22	27	3	1	26	11	4	7	23	48	19	14	2	20	9	25	28	30
Start	51	6	15	12	49	21	8	5	50	18	10	22	1	26	11	4	7	3	23	19	20	48	14	2	25	9	30	28	
Lap 1 Interval	51	6 0.3	15 0.2	21 0.9	12 0.1	50 0.0	18 0.2	10 0.5	26 0.1	22 0.1	1	5 0.4	20 0.0	7 0.1	3 1.5	11 0.4	2 0.0	4 0.2	9 0.2	14 0.1	19 0.0	30 0.1	48 0.5	8 1.2	23 0.7	25 1.5	49 15.7		
Lap 2	51	6 0.4	15 0.8	21 0.0	50 0.4	12 0.1	18 0.1	10 0.4	22 0.1	26 0.2	1	5 0.2	20 0.1	7 0.3	3 1.1	2 0.9	4 0.3	9 0.3	11 0.1	14 0.2	19 0.2	30 0.2	48 0.1	8 0.5	23 0.4	25 2.4	49 15.5		
Lap 3	51	6 0.4	21 1.1	50 0.4	12 0.4	18 0.1	15 0.0	10 0.1	22 0.2	1	26 0.2	5 0.1	20 0.0	7 0.3	3 0.8	2 1.1	4 0.1	9 0.1	14 0.5	11 0.2	19 0.2	30 0.0	48 0.2	8 0.2	23 0.2	25 2.7	49 15.8		
Lap 4	51	6 0.2	21 1.0	50 0.2	12 0.5	18 0.2	10 0.1	22 0.2	15 0.7	26 0.0	20 0.1	1	5 0.3	7 0.1	3 0.7	2 0.6	9 0.9	14 0.3	4 0.5	11 0.0	30 0.6	19 0.1	48 0.1	8 0.2	23 0.1	25 2.4	49 15.8		
Lap 5	51	6 0.2	21 0.9	50 0.3	12 0.5	18 0.1	10 0.1	22 0.2	26 1.2	20 0.3	15 0.2	5 0.2	1 0.1	7 0.2	3 0.4	2 0.4	9 0.8	14 0.4	11 1.0	4 0.3	30 0.2	19 0.0	8 0.5	48 0.1	23 0.0	25 2.2	49 15.5		
Lap 6	51	6 0.3	21 0.8	50 0.1	12 0.7	10 0.5	22 0.8	18 0.2	26 0.1	20 0.1	5 0.8	1	15 0.3	7 0.1	3 0.3	2 0.1	9 1.1	14 0.2	11 1.1	4 0.5	30 0.7	8 0.8	23 0.0	19 0.0	48 0.4	25 1.2	49 15.3		
Lap 7	51	6 0.3	21 0.3	50 0.2	12 0.6	10 0.2	22 1.0	18 0.7	20 0.1	26 0.6	5 0.0	1	7 0.4	15 0.4	2 0.5	3 0.1	9 0.7	14 0.2	11 1.1	4 0.4	30 1.1	8 0.3	23 0.3	19 0.3	48 0.5	25 0.7	49 15.2		
Lap 8	51	6 0.4	21 0.3	50 0.1	12 0.7	10 0.3	22 1.3	20 0.9	18 0.2	5 0.5	26 0.2	7 0.3	1	15 0.3	2 0.2	3 0.8	9 0.2	14 0.2	11 1.5	4 0.3	8 1.5	30 0.1	23 0.1	19 1.0	48 0.1	25 0.4	49 15.0		
Lap 9	51	6 0.3	50 0.5	21 0.3	12 0.3	10 0.1	22 1.5	20 0.6	18 0.8	5 0.1	26 0.2	7 0.2	1	15 0.4	2 0.0	3 1.4	14 0.2	9 0.4	11 0.7	4 0.5	8 1.4	23 0.6	30 0.0	19 1.0	25 0.3	48 0.1			
Lap 10	51	6 0.2	50 0.3	21 0.3	12 0.3	10 0.3	22 1.5	20 0.4	18 1.1	26 0.2	7 0.1	1	15 0.3	2 0.6	14 0.1	3 1.7	9 0.1	11 0.3	4 0.6	8 0.7	23 1.3	30 0.8	19 0.3	25 0.5	48 0.2	5			
Lap 11	51	6 0.3	50 0.4	21 0.1	12 0.3	10 0.3	22 1.5	20 0.2	18 1.4	7 1.0	1	2 1.1	15 0.8	14 0.7	3 0.4	9 0.0	11 0.3	4 1.4	26 0.5	8 0.3	23 1.0	30 0.7	19 0.0	25 0.2	48 0.8				
Lap 12	51	6 0.5	50 0.3	21 0.5	12 0.1	10 0.3	22 1.4	20 0.0	18 1.7	7 1.1	1	2 1.0	15 1.1	14 0.5	9 0.7	11 0.6	3 0.4	4 0.7	26 0.1	8 0.5	23 1.0	30 1.4	19 0.1	25 0.3	48 0.4				



KZ2

Qualifying Heat 2 (QH2)

Lap Time Analysis

For information purposes. No official / regulatory value

Laps	Sector 1	Sector 2	Sector 3	Lap Time	Laps	Sector 1	Sector 2	Sector 3	Lap Time	Laps	Sector 1	Sector 2	Sector 3	Lap Time
No.1 NEGRO RICCARDO					7	16.185	17.596	13.693	47.474	3	16.495	17.888	13.765	48.148
1	19.504	18.399	13.796	51.699	8	16.188	17.710	13.660	47.558	4	16.444	18.454	14.007	48.905
2	16.699	18.579	13.756	49.034	9	16.125	17.656	13.654	47.435	5	16.445	17.731	13.886	48.062
3	16.622	18.083	13.701	48.406	10	16.207	17.498	13.793	47.498	6	16.683	17.875	13.924	48.482
4	16.863	18.303	13.575	48.741	11	16.100	17.963	13.849	47.912	7	16.115	17.606	13.671	47.392
5	16.574	18.002	13.832	48.408	12	16.149	17.569	13.793	47.511	8	16.137	17.736	13.686	47.559
6	16.106	17.769	13.637	47.512	No.5 VIGANO MATTEO					9	16.012	17.571	13.756	47.339
7	16.051	17.629	13.609	47.289	1	18.963	20.076	13.919	52.958	10	16.058	17.614	13.732	47.404
8	16.478	17.554	13.911	47.943	2	16.678	18.346	13.836	48.860	11	16.127	17.679	13.656	47.462
9	16.168	17.545	13.518	47.231	3	16.598	18.210	13.690	48.498	12	16.063	17.595	13.653	47.311
10	16.027	17.410	13.624	47.061	4	16.891	18.120	13.710	48.721	No.9 RISMYHR FINN ERIK				
11	16.006	17.671	13.549	47.226	5	16.402	17.927	13.555	47.884	1	20.335	19.018	14.457	53.810
12	16.143	17.546	13.605	47.294	6	16.105	17.716	13.586	47.407	2	16.975	18.467	13.832	49.274
No.2 CESETTI SAURO					7	16.102	17.581	13.631	47.314	3	16.386	17.961	13.701	48.048
1	19.951	19.055	14.526	53.532	8	16.315	17.526	13.598	47.439	4	16.850	17.864	13.703	48.417
2	17.146	18.034	13.916	49.096	9	15.959	17.661	13.514	47.134	5	16.173	17.706	13.630	47.509
3	16.487	17.853	14.091	48.431	10	16.131	17.521	13.621	47.273	6	16.176	17.652	13.865	47.693
4	16.312	17.741	13.697	47.750	No.6 HANLEY BENJAMIN					7	16.245	17.635	13.653	47.533
5	16.203	17.702	13.718	47.623	1	45.583	18.046	13.860	1:17.489	8	16.091	17.558	13.667	47.316
6	16.146	17.632	13.643	47.421	2	17.047	18.438	13.800	49.285	9	16.212	18.362	13.713	48.287
7	16.219	17.700	13.856	47.775	3	16.584	17.930	13.690	48.204	10	16.015	17.601	13.643	47.259
8	16.062	17.480	13.550	47.092	4	16.456	17.771	13.628	47.855	11	16.175	17.714	13.643	47.532
9	16.038	17.531	13.584	47.153	5	16.213	17.647	13.611	47.471	12	16.262	17.593	13.656	47.511
10	16.187	17.498	13.613	47.298	6	16.158	17.622	13.617	47.397	No.10 PEX JORRIT				
11	16.071	17.801	13.707	47.579	7	16.244	17.612	13.630	47.486	1	19.278	18.362	13.784	51.424
12	16.133	17.434	13.665	47.232	8	16.034	17.541	13.514	47.089	2	16.785	18.399	13.993	49.177
No.3 BECCARIA MICHELE					9	16.044	17.558	13.550	47.152	3	16.595	18.167	13.625	48.387
1	20.078	19.085	14.297	53.460	10	16.020	17.483	13.538	47.041	4	16.595	17.638	13.547	47.780
2	16.722	18.025	13.950	48.697	11	15.955	17.400	13.625	46.980	5	16.261	17.590	13.509	47.360
3	16.290	17.995	13.914	48.199	12	16.092	17.454	13.650	47.196	6	16.435	17.484	13.578	47.497
4	16.446	17.869	13.984	48.299	No.7 TORSELLINI MIRKO					7	15.968	17.402	13.466	46.836
5	16.214	17.780	13.838	47.832	1	19.488	18.704	13.785	51.977	8	16.025	17.495	13.557	47.077
6	16.229	17.691	13.765	47.685	2	16.953	18.139	13.992	49.084	9	15.999	17.437	13.503	46.939
7	16.280	18.063	13.753	48.096	3	16.716	18.010	13.753	48.479	10	15.965	17.490	13.626	47.081
8	16.207	17.728	13.804	47.739	4	16.797	18.014	13.600	48.411	11	16.051	17.428	13.420	46.899
9	16.346	17.679	13.786	47.811	5	16.460	18.095	13.579	48.134	12	15.940	17.567	13.689	47.196
10	16.060	17.527	14.112	47.699	6	16.153	17.891	13.710	47.754	No.11 PEX STAN				
11	16.227	17.750	13.793	47.770	7	16.103	17.586	13.558	47.247	1	20.104	19.516	14.616	54.236
12	16.718	18.203	13.786	48.707	8	16.273	17.514	13.633	47.420	2	17.458	18.801	13.718	49.977
No.4 CUNATI SIMONE					9	16.127	17.415	13.472	47.014	3	16.378	18.573	13.771	48.722
1	20.663	19.043	14.585	54.291	10	16.058	17.477	13.508	47.043	4	16.719	18.113	13.714	48.546
2	17.033	18.129	14.016	49.178	11	16.105	17.732	13.609	47.446	5	16.589	17.676	13.777	48.042
3	16.503	17.786	13.991	48.280	12	16.117	17.529	13.570	47.216	6	16.204	17.703	13.726	47.633
4	17.470	18.107	13.871	49.448	No.8 ANTONSEN EMIL					7	16.197	17.596	13.765	47.558
5	16.885	17.684	13.893	48.462	1	25.029	18.808	14.110	57.947	8	16.262	17.698	13.663	47.623
6	16.357	17.661	13.747	47.765	2	16.755	18.049	13.869	48.673	9	16.115	17.519	13.621	47.255



KZ2

Qualifying Heat 2 (QH2)

Lap Time Analysis

For information purposes. No official / regulatory value

Laps	Sector 1	Sector 2	Sector 3	Lap Time	Laps	Sector 1	Sector 2	Sector 3	Lap Time	Laps	Sector 1	Sector 2	Sector 3	Lap Time
10	16.025	17.556	13.661	47.242	4	16.465	17.711	13.581	47.757	11	15.866	17.498	13.552	46.916
11	15.976	17.685	13.561	47.222	5	16.222	17.563	13.585	47.370	12	16.228	17.689	13.503	47.420
12	16.399	17.710	13.705	47.814	6	17.198	17.930	13.639	48.767	No.22 LUNDBERG DOUGLAS				
No.12 DREEZEN RICK				7	16.532	17.476	13.575	47.583	1	19.491	18.494	13.663	51.648	
1	19.054	18.134	14.267	51.455	8	16.071	17.463	14.225	47.759	2	16.820	18.446	13.744	49.010
2	17.109	18.638	13.776	49.523	9	16.305	17.716	13.512	47.533	3	16.650	18.177	13.667	48.494
3	16.676	18.304	13.687	48.667	10	16.096	17.491	13.576	47.163	4	16.594	17.589	13.568	47.751
4	16.388	17.609	13.641	47.638	11	15.956	17.449	13.540	46.945	5	16.264	17.540	13.562	47.366
5	16.182	17.602	13.657	47.441	12	16.067	17.473	13.629	47.169	6	16.672	17.787	13.640	48.099
6	16.186	17.470	13.576	47.232	No.19 IDZKOWSKI BARTOSZ				7	16.040	17.419	13.612	47.071	
7	16.095	17.475	13.593	47.163	1	20.594	19.380	14.494	54.468	8	16.043	17.447	13.844	47.334
8	16.069	17.442	13.537	47.048	2	17.301	18.545	13.887	49.733	9	16.105	17.470	13.592	47.167
9	16.050	17.501	13.506	47.057	3	16.609	18.048	13.840	48.497	10	16.012	17.495	13.537	47.044
10	16.005	17.442	13.441	46.888	4	16.618	18.530	13.990	49.138	11	15.941	17.419	13.536	46.896
11	15.990	17.428	13.531	46.949	5	16.336	17.759	13.742	47.837	12	16.061	17.489	13.566	47.116
12	16.034	17.640	13.536	47.210	6	17.103	17.886	14.187	49.176	No.23 MAINGRE THOMAS				
No.14 MARCON NICOLA				7	16.607	17.679	13.625	47.911	1	24.543	18.765	13.883	57.191	
1	20.346	19.056	14.785	54.187	8	16.402	18.062	13.723	48.187	2	16.720	18.078	13.607	48.405
2	17.079	18.719	13.736	49.534	9	16.215	17.689	13.888	47.792	3	16.559	17.839	13.740	48.138
3	16.349	18.232	13.663	48.244	10	16.080	17.569	13.809	47.458	4	16.621	18.061	13.980	48.662
4	16.621	17.896	13.706	48.223	11	16.186	17.756	13.638	47.580	5	16.617	17.917	13.606	48.140
5	16.171	17.723	13.702	47.596	12	16.474	17.702	13.805	47.981	6	16.652	17.931	13.705	48.288
6	16.199	17.586	13.740	47.525	No.20 THONON JONATHAN				7	16.483	17.518	13.634	47.635	
7	16.214	17.639	13.670	47.523	1	18.915	18.751	13.805	51.471	8	16.307	17.588	13.571	47.466
8	16.090	17.581	13.591	47.262	2	16.825	18.272	13.827	48.924	9	16.440	17.657	13.650	47.747
9	16.102	17.850	13.640	47.592	3	16.788	18.023	13.638	48.449	10	16.229	17.644	13.700	47.573
10	15.981	17.591	13.716	47.288	4	16.627	17.822	13.607	48.056	11	16.376	17.727	13.654	47.757
11	16.119	17.635	13.669	47.423	5	16.659	17.694	13.571	47.924	12	16.257	17.429	13.532	47.218
12	16.063	17.522	13.693	47.278	6	16.133	17.466	13.522	47.121	No.25 SPORTELLA GIOVANNI				
No.15 ROMKEMA RICARDO				7	16.483	17.497	13.478	47.458	1	23.810	20.253	14.238	58.301	
1	18.455	18.115	13.849	50.419	8	16.048	17.429	13.839	47.316	2	17.011	18.336	13.919	49.266
2	17.477	18.442	13.997	49.916	9	15.946	17.406	13.533	46.885	3	16.537	18.116	13.826	48.479
3	17.056	18.427	14.043	49.526	10	15.891	17.463	13.512	46.866	4	16.506	18.043	13.794	48.343
4	17.243	17.855	13.758	48.856	11	15.858	17.337	13.510	46.705	5	16.362	17.850	13.741	47.953
5	16.839	18.009	13.636	48.484	12	15.953	17.448	13.475	46.876	6	16.268	17.694	13.732	47.694
6	16.138	18.410	13.702	48.250	No.21 HAJEK PATRIK				7	16.248	17.598	13.737	47.583	
7	16.048	17.611	14.174	47.833	1	19.019	18.130	13.899	51.048	8	16.127	17.697	13.650	47.474
8	16.207	17.602	13.611	47.420	2	17.068	18.217	13.731	49.016	9	16.072	17.695	13.753	47.520
9	16.132	17.540	13.637	47.309	3	16.845	17.840	13.714	48.399	10	16.058	17.658	13.649	47.365
10	16.039	17.554	13.641	47.234	4	16.407	17.769	13.581	47.757	11	16.088	17.880	13.675	47.643
11	16.140	18.731	13.699	48.570	5	16.190	17.647	13.567	47.404	12	16.416	17.682	13.911	48.009
12	16.102	17.615	13.829	47.546	6	16.103	17.563	13.582	47.248	No.26 IGLESIAS JEREMY				
No.18 FORE DAVIDE				7	15.977	17.475	13.571	47.023	1	19.033	18.394	13.807	51.234	
1	19.198	18.225	13.734	51.157	8	16.081	17.480	13.529	47.090	2	16.792	18.822	13.775	49.389
2	17.067	18.515	13.746	49.328	9	16.629	17.487	13.554	47.670	3	16.592	18.448	13.728	48.768
3	16.764	18.261	13.618	48.643	10	15.922	17.440	13.509	46.871	4	16.629	17.814	13.623	48.066



KZ2

Qualifying Heat 2 (QH2)

Lap Time Analysis

For information purposes. No official / regulatory value

Laps	Sector 1	Sector 2	Sector 3	Lap Time	Laps	Sector 1	Sector 2	Sector 3	Lap Time
5	16.456	17.649	13.655	47.760	3	16.626	18.112	13.675	48.413
6	16.130	17.525	13.656	47.311	4	16.262	17.688	13.551	47.501
7	16.910	17.646	13.665	48.221	5	16.127	17.734	13.649	47.510
8	16.610	17.543	13.605	47.758	6	16.037	17.532	13.451	47.020
9	15.988	17.565	13.574	47.127	7	16.066	17.605	13.519	47.190
10	16.091	17.469	13.591	47.151	8	15.947	17.522	13.471	46.940
11	16.004	23.759	13.662	53.425	9	16.250	17.459	13.502	47.211
12	16.123	17.435	13.544	47.102	10	15.919	17.436	13.541	46.896

No.30 DOUBEK MARTIN

1	20.644	18.902	14.469	54.015
2	17.390	18.527	13.922	49.839
3	16.533	18.006	13.776	48.315
4	16.690	18.220	13.977	48.887
5	16.390	17.722	13.855	47.967
6	16.530	17.698	14.015	48.243
7	16.262	17.693	13.973	47.928
8	16.294	17.734	13.980	48.008
9	16.311	17.656	13.904	47.871
10	16.446	17.633	13.871	47.950
11	16.332	17.893	13.886	48.111
12	16.276	17.664	13.948	47.888

No.51 ARDIGO MARCO

1	48.707	18.119	13.878	1:20.704
2	17.207	18.242	13.724	49.173
3	16.643	17.936	13.636	48.215
4	16.587	17.750	13.651	47.988
5	16.291	17.669	13.567	47.527
6	16.163	17.568	13.532	47.263
7	16.419	17.567	13.480	47.466
8	16.111	17.483	13.453	47.047
9	16.079	17.594	13.526	47.199
10	16.079	17.550	13.501	47.130
11	15.992	17.436	13.464	46.892
12	16.016	17.557	13.488	47.061

No.48 BACKMAN ANDREAS

1	21.033	19.761	14.211	55.005
2	17.206	18.508	13.724	49.438
3	16.518	18.178	13.692	48.388
4	16.597	18.425	13.939	48.961
5	16.469	17.808	14.187	48.464
6	16.856	18.286	13.670	48.812
7	16.433	17.973	13.602	48.008
8	16.274	17.964	13.627	47.865
9	16.171	17.850	14.065	48.086
10	16.228	17.792	13.747	47.767
11	16.282	17.973	13.695	47.950
12	16.225	17.840	13.546	47.611

No.49 HANSEN ANDREAS

1	42.424	19.639	14.142	1:16.205
2	16.951	18.236	13.864	49.051
3	16.817	18.009	13.926	48.752
4	16.818	17.877	13.717	48.412
5	16.325	17.700	13.577	47.602
6	16.174	17.683	13.651	47.508
7	16.184	17.593	13.677	47.454
8	16.068	17.596	13.609	47.273

No.50 CAMPONESCHI FLAVIO

1	18.893	18.228	13.773	50.894
2	17.125	18.418	13.731	49.274





KZ2

Qualifying Heat 2 (QH2)

Document 10

Starting Grid

Subject to scrutineering & sporting investigations

30	DOUBEK MARTIN ART GP / TM / BRIDG		15		
25	SPORTELLA GIOVANNI BIREL / TM / BRIDG		14	28	TIMO DANIELE MARANELLO / TM / BRIDG
20	THONON JONATHAN PRAGA / PARILLA / BRIDG		13	9	RISMYHR FINN ERIK DR / TM / BRIDG
14	MARCON NICOLA ENERGY / TM / BRIDG		12	2	CESETTI SAURO TOP KART / TM / BRIDG
48	BACKMAN ANDREAS KOSMIC / VORTEX / BRIDG		11	19	IDZKOWSKI BARTOSZ CRG / TM / BRIDG
7	TORSELLINI MIRKO ART GP / TM / BRIDG		10	23	MAINGRE THOMAS ALPHA / TM / BRIDG
11	PEX STAN CRG / TM / BRIDG		9	4	CUNATI SIMONE TOP KART / PARILLA / BRIDG
1	NEGRO RICCARDO TOP KART / TM / BRIDG		8	26	IGLESIAS JEREMY LENZOKART / LKE / BRIDG
27	HENRIQUE CHAVES ZANARDI / PARILLA / BRIDG		7	3	BECCARIA MICHELE TOP KART / TM / BRIDG
10	PEX JORRIT CRG / TM / BRIDG		6	22	LUNDBERG DOUGLAS ALPHA / TM / BRIDG
18	FORE DAVIDE CRG / TM / BRIDG		5	50	CAMPONESCHI FLAVIO TONY KART / VORTEX / BRIDG
5	VIGANO MATTEO TOP KART / PARILLA / BRIDG		4	8	ANTONSEN EMIL DR / TM / BRIDG
21	HAJEK PATRIK PRAGA / PARILLA / BRIDG		3	49	HANSEN ANDREAS TONY KART / VORTEX / BRIDG
12	DREEZEN RICK ZANARDI / PARILLA / BRIDG		2	15	ROMKEMA RICARDO ENERGY / TM / BRIDG
51	ARDIGO MARCO TONY KART / VORTEX / BRIDG		1	6	HANLEY BENJAMIN ART GP / TM / BRIDG

POLE POSITION





KZ2

Qualifying Heat 1 (QH1)

Document 9

Results

Subject to scrutineering & sporting investigations

Rnk	No.	Entrant	Nat	Driver	Nat	Equipment	Laps	Gap	Interv.	Best Lap	Points	
1	▲3	51	TONY KART RACING TEAM	ITA	ARDIGO MARCO	ITA	TONY KART / VORTEX / BRIDG	12			47.088	0
2	▼1	6	ART GRAND PRIX SRL	ITA	HANLEY BENJAMIN	GBR	ART GP / TM / BRIDG	12	0.569	0.569	47.260	2
3	▼1	12	ZANARDI	NLD	DREEZEN RICK	BEL	ZANARDI / PARILLA / BRIDG	12	0.598	0.029	47.287	3
4	▲1	15	ENERGY CORSE SRL	ITA	ROMKEMA RICARDO	NLD	ENERGY / TM / BRIDG	12	1.175	0.577	47.271	4
5	▲9	21	PRAGA KART	ITA	HAJEK PATRIK	CZE	PRAGA / PARILLA / BRIDG	12	1.751	0.576	47.079	5
6	=	49	TONY KART RACING TEAM	ITA	HANSEN ANDREAS	DNK	TONY KART / VORTEX / BRIDG	12	2.044	0.293	47.130	6
7	▲5	5	COMER TOP KART	ITA	VIGANO MATTEO	ITA	TOP KART / PARILLA / BRIDG	12	3.082	1.038	47.061	7
8	▲2	8	DR SRL	ITA	ANTONSEN EMIL	NOR	DR / TM / BRIDG	12	5.071	1.989	47.393	8
9	▲10	18	DTK RACING TEAM POLAN	POL	FORE DAVIDE	ITA	CRG / TM / BRIDG	12	6.664	1.593	47.211	9
10	▲1	50	TONY KART RACING TEAM	ITA	CAMPONESCHI FLAVIO	ITA	TONY KART / VORTEX / BRIDG	12	6.894	0.230	46.934	10
11	▲6	10	CRG HOLLAND	NLD	PEX JORRIT	NLD	CRG / TM / BRIDG	12	7.184	0.290	46.936	11
12	▲6	22	LUNDBERG DOUGLAS	FRA	LUNDBERG DOUGLAS	SWE	ALPHA / TM / BRIDG	12	8.092	0.908	46.998	12
13	▼5	27	ZANARDI STRAKKA RACING	SWE	HENRIQUE CHAVES	PRT	ZANARDI / PARILLA / BRIDG	12	9.711	1.619	47.385	13
14	▲2	3	COMER TOP KART	ITA	BECCARIA MICHELE	ITA	TOP KART / TM / BRIDG	12	10.533	0.822	47.389	14
15	▲9	1	COMER TOP KART	ITA	NEGRO RICCARDO	ITA	TOP KART / TM / BRIDG	12	10.602	0.069	47.183	15
16	▲12	26	LENZOKART SRL	ITA	IGLESIAS JEREMY	FRA	LENZOKART / LKE / BRIDG	12	11.044	0.442	47.022	16
17	▲9	11	CRG HOLLAND	NLD	PEX STAN	NLD	CRG / TM / BRIDG	12	13.926	2.882	47.320	17
18	▲4	4	COMER TOP KART	ITA	CUNATI SIMONE	ITA	TOP KART / PARILLA / BRIDG	12	14.691	0.765	47.314	18
19	▲6	7	ART GRAND PRIX	ITA	TORSELLINI MIRKO	ITA	ART GP / TM / BRIDG	12	14.804	0.113	47.190	19
20	▲9	23	MAINGRE THOMAS	FRA	MAINGRE THOMAS	FRA	ALPHA / TM / BRIDG	12	15.952	1.148	47.499	20
21	▼1	48	KOSMIC RACING DEPARTE	ITA	BACKMAN ANDREAS	SWE	KOSMIC / VORTEX / BRIDG	12	16.413	0.461	47.412	21
22	▲1	19	DTK RACING TEAM POLAN	POL	IDZKOWSKI BARTOSZ	POL	CRG / TM / BRIDG	12	16.964	0.551	47.339	22
23	▼14	14	ENERGY CORSE SRL	ITA	MARCON NICOLA	ITA	ENERGY / TM / BRIDG	12	27.364	10.400	47.476	23
24	▼21	2	COMER TOP KART	ITA	CESETTI SAURO	ITA	TOP KART / TM / BRIDG	5	7 Laps	7 Laps	48.600	24
25	▼12	20	PRAGA KART	ITA	THONON JONATHAN	BEL	PRAGA / PARILLA / BRIDG	4	8 Laps	1 Lap	48.013	25
26	▼5	9	DR SRL	ITA	RISMYHR FINN ERIK	NOR	DR / TM / BRIDG	4	8 Laps	6.294	48.910	26
27	=	25	SPORTELLA ANTONIO	ITA	SPORTELLA GIOVANNI	ITA	BIREL / TM / BRIDG	3	9 Laps	1 Lap	51.947	27
28	▼21	28	TIMO DANIELE	ITA	TIMO DANIELE	ITA	MARANELLO / TM / BRIDG	2	10 Laps	1 Lap	52.242	28
29	▼14	30	ART GRAND PRIX SRL	ITA	DOUBEK MARTIN	CZE	ART GP / TM / BRIDG	1	11 Laps	1 Lap	55.371	29

Leaders : No.6 HANLEY BENJAMIN (1-10) / No.51 ARDIGO MARCO (11-12)

Start Time : 08/03 - 12:31:44

Best Lap : No.50 CAMPONESCHI FLAVIO 46.934 95,87 Kph

Weather : Sunny Air : 12°C Track : Dry

Previous Event Record : No.6 HANLEY BENJAMIN 1:02.577 71,91 Kph



KZ2

Qualifying Heat 1 (QH1)

Lap Chart

For information purposes. No official / regulatory value

	1	2	3	4	5	6	7	8	9	10	11	12	13	14	15	16	17	18	19	20	21	22	23	24	25	26	27	28	29
Grid	6	12	2	51	15	49	28	27	14	8	50	5	20	21	30	3	10	22	18	48	9	4	19	1	7	11	25	26	23
Start	6	12	51	2	15	49	28	27	14	8	50	20	21	5	3	10	30	18	22	9	19	1	4	7	48	25	11	26	23
Lap 1 Interval	6	2 0.7	51 0.0	12 0.4	15 0.3	28 0.7	27 0.1	49 0.0	8 0.5	21 0.0	14 0.4	3 0.8	5 0.1	20 0.1	50 0.2	10 0.2	18 0.7	22 0.0	26 0.1	30 0.1	9 0.1	1 0.4	4 0.1	11 0.1	25 0.2	7 0.6	23 0.7	48 0.2	19 5.4
Lap 2	6	2 0.5	51 0.0	12 0.2	15 0.2	27 1.3	49 0.5	21 0.0	8 0.4	5 1.3	28 1.8	20 0.7	3 0.2	18 0.2	10 0.4	50 0.1	22 0.9	4 0.8	11 0.0	26 0.1	7 0.0	25 0.1	1 0.1	9 1.0	48 0.3	23 0.0	19 3.9	14 8.5	
Lap 3	6	51 0.3	12 0.5	15 0.2	2 0.0	27 1.0	21 0.1	49 0.3	8 0.3	5 1.1	20 3.3	18 0.3	3 0.3	10 0.3	50 0.0	22 1.1	11 1.0	7 0.7	1 0.3	4 0.1	26 0.1	23 0.6	9 0.0	48 0.5	19 2.3	25 5.6	14 3.3		
Lap 4	6	12 0.2	51 0.0	15 0.4	2 0.5	21 1.2	49 0.4	8 0.1	27 0.4	5 0.0	20 3.5	18 0.2	3 0.5	10 0.1	50 0.1	22 1.1	11 1.4	1 0.6	4 0.8	26 0.1	7 0.5	8 0.4	23 0.2	48 0.2	19 2.3	14 8.5			
Lap 5	6	51 0.6	12 0.1	15 0.2	21 1.1	49 0.6	8 0.3	5 0.1	27 2.4	18 1.4	8 0.6	10 0.1	50 0.0	3 0.4	22 0.5	11 1.7	1 0.0	26 1.2	4 0.4	7 0.1	23 1.4	48 0.5	19 1.5	14 8.6					
Lap 6	6	51 0.4	12 0.2	15 0.3	21 1.0	49 0.6	5 1.0	8 0.0	27 2.6	18 0.5	10 0.6	50 0.1	3 0.7	22 0.4	11 1.9	1 0.1	26 0.8	4 0.7	7 0.0	23 1.8	48 0.5	19 1.3	14 8.7						
Lap 7	6	51 0.2	12 0.3	15 0.4	21 1.1	49 0.4	5 1.0	8 0.3	27 2.6	18 0.2	50 0.4	10 0.5	3 0.8	22 0.1	1 2.1	26 0.7	11 0.8	7 0.6	4 0.1	23 1.3	48 0.5	19 1.0	14 9.0						
Lap 8	6	51 0.1	12 0.2	15 0.4	21 1.2	49 0.2	5 0.9	8 0.6	18 2.6	27 0.1	50 0.0	10 0.3	22 1.7	3 0.4	1 1.3	26 0.6	11 1.6	7 0.0	4 0.4	23 1.3	48 0.4	19 0.8	14 9.3						
Lap 9	6	51 0.1	12 0.1	15 0.3	21 1.2	49 0.3	5 0.6	8 1.1	18 2.4	10 0.6	27 0.1	22 0.9	3 0.5	1 1.0	26 0.6	11 0.7	4 2.2	7 0.4	23 0.0	48 1.0	19 0.6	14 0.8	9.0						
Lap 10	6	51 0.1	12 0.2	15 0.3	21 1.1	49 0.2	5 0.7	8 1.4	18 2.3	50 0.5	10 0.6	27 0.5	22 0.1	3 1.5	1 0.5	26 0.8	11 2.2	4 0.3	7 0.2	23 1.0	48 0.7	19 0.5	14 9.1						
Lap 11	51	6 0.2	12 0.1	15 0.3	21 0.9	49 0.2	5 0.7	8 1.6	18 2.2	50 0.1	10 0.6	22 0.8	27 1.1	3 0.6	1 0.3	26 0.7	11 2.5	4 0.2	7 0.0	23 1.4	48 0.5	19 0.6	14 9.2						
Lap 12	51	6 0.5	12 0.0	15 0.5	21 0.5	49 0.2	5 1.0	8 1.9	18 1.5	50 0.2	10 0.2	22 0.9	27 1.6	3 0.8	1 0.0	26 0.4	11 2.8	4 0.7	7 0.1	23 1.1	48 0.4	19 0.5	14 10.4						



KZ2

Qualifying Heat 1 (QH1)

Lap Time Analysis

For information purposes. No official / regulatory value

Laps	Sector 1	Sector 2	Sector 3	Lap Time	Laps	Sector 1	Sector 2	Sector 3	Lap Time	Laps	Sector 1	Sector 2	Sector 3	Lap Time
No.1 NEGRO RICCARDO					No.5 VIGANO MATTEO					No.9 RISMYHR FINN ERIK				
1	21.042	19.530	14.594	55.166	1	20.636	19.343	13.891	53.870	7	16.373	17.725	13.713	47.811
2	16.990	20.553	15.128	52.671	2	16.933	18.479	13.884	49.296	8	16.215	17.677	13.775	47.667
3	18.231	18.375	13.737	50.343	3	16.536	17.940	13.783	48.259	9	16.095	17.741	13.662	47.498
4	16.525	17.686	13.738	47.949	4	16.319	17.784	13.721	47.824	10	16.181	17.626	13.706	47.513
5	16.163	17.751	13.613	47.527	5	16.593	17.704	13.556	47.853	11	16.055	17.585	13.753	47.393
6	16.616	17.762	13.618	47.996	6	16.356	18.016	13.781	48.153	12	16.216	17.669	13.952	47.837
7	16.396	17.536	13.660	47.592	7	16.241	17.634	13.663	47.538	No.10 PEX JORRIT				
8	16.075	17.504	13.741	47.320	8	16.153	17.562	13.621	47.336	1	20.959	19.582	14.348	54.889
9	16.091	17.464	13.628	47.183	9	16.005	17.533	13.523	47.061	2	17.918	19.819	16.384	54.121
10	16.075	17.686	13.576	47.337	10	16.071	17.518	13.639	47.228	3	18.339	18.147	13.857	50.343
11	16.105	17.556	13.588	47.249	11	16.054	17.475	13.606	47.135	4	16.924	18.213	13.773	48.910
12	16.079	17.534	13.667	47.280	12	16.010	17.585	13.916	47.511	No.11 PEX STAN				
No.2 CESETTI SAURO					No.6 HANLEY BENJAMIN					No.12 DREEZEN RICK				
1	18.951	18.386	13.993	51.330	1	45.626	18.446	13.889	1:17.961	1	46.021	18.384	13.861	1:18.266
2	16.799	18.257	13.875	48.931	2	16.892	18.469	13.785	49.146	2	16.728	18.121	13.810	48.659
3	17.028	18.065	14.254	49.347	3	16.628	18.212	13.898	48.738	3	16.845	18.151	13.806	48.802
4	16.802	18.140	13.658	48.600	4	16.612	18.063	13.801	48.476	4	16.345	17.822	13.711	47.878
5	16.434	17.970	20.233	54.637	5	16.546	17.877	13.737	48.160	5	17.162	17.913	13.561	48.636
No.3 BECCARIA MICHELE					No.7 TORSELLINI MIRKO					No.8 ANTONSEN EMIL				
1	20.350	19.205	14.044	53.599	1	21.276	20.611	14.413	56.300	1	20.167	18.675	13.952	52.794
2	17.184	20.365	14.675	52.224	2	17.190	19.327	14.591	51.108	2	16.891	18.726	13.792	49.409
3	17.556	18.118	13.844	49.518	3	18.189	18.251	13.850	50.290	3	16.635	17.983	13.797	48.415
4	16.412	17.956	13.741	48.109	4	16.901	19.091	13.789	49.781	4	16.522	18.022	13.989	48.533
5	16.435	18.502	13.733	48.670	5	16.530	17.821	13.575	47.926	5	16.539	17.905	13.775	48.219
6	16.300	17.748	13.780	47.828	6	16.486	17.648	13.553	47.687	6	16.263	18.355	13.716	48.334
7	16.270	17.763	13.776	47.809	7	16.712	17.694	13.780	48.186	No.12 DREEZEN RICK				
8	16.131	17.595	14.517	48.243	8	16.283	17.621	13.573	47.477	1	46.021	18.384	13.861	1:18.266
9	16.496	17.670	13.747	47.913	9	16.731	17.668	13.955	48.354	2	16.728	18.121	13.810	48.659
10	16.129	17.613	13.734	47.476	10	16.344	17.583	13.574	47.501	3	16.845	18.151	13.806	48.802
11	16.112	17.546	13.731	47.389	11	16.164	17.465	13.561	47.190	4	16.345	17.822	13.711	47.878
12	16.095	17.681	13.812	47.588	12	16.376	17.721	13.773	47.870	5	17.162	17.913	13.561	48.636
No.4 CUNATI SIMONE					No.7 TORSELLINI MIRKO					No.8 ANTONSEN EMIL				
1	21.241	19.897	14.133	55.271	1	21.276	20.611	14.413	56.300	1	20.167	18.675	13.952	52.794
2	17.032	19.706	15.328	52.066	2	17.190	19.327	14.591	51.108	2	16.891	18.726	13.792	49.409
3	18.560	18.289	14.115	50.964	3	18.189	18.251	13.850	50.290	3	16.635	17.983	13.797	48.415
4	16.603	18.134	13.869	48.606	4	16.901	19.091	13.789	49.781	4	16.522	18.022	13.989	48.533
5	16.779	17.891	13.755	48.425	5	16.530	17.821	13.575	47.926	5	16.539	17.905	13.775	48.219
6	16.406	17.719	13.701	47.826	6	16.486	17.648	13.553	47.687	6	16.263	18.355	13.716	48.334
7	16.980	17.761	13.592	48.333	7	16.712	17.694	13.780	48.186	No.12 DREEZEN RICK				
8	16.359	17.664	13.745	47.768	8	16.283	17.621	13.573	47.477	1	46.021	18.384	13.861	1:18.266
9	16.437	17.705	13.719	47.861	9	16.731	17.668	13.955	48.354	2	16.728	18.121	13.810	48.659
10	16.156	17.569	13.589	47.314	10	16.344	17.583	13.574	47.501	3	16.845	18.151	13.806	48.802
11	16.214	17.505	13.677	47.396	11	16.164	17.465	13.561	47.190	4	16.345	17.822	13.711	47.878
12	16.171	17.768	13.875	47.814	12	16.376	17.721	13.773	47.870	5	17.162	17.913	13.561	48.636



KZ2

Qualifying Heat 1 (QH1)

Lap Time Analysis

For information purposes. No official / regulatory value

Laps	Sector 1	Sector 2	Sector 3	Lap Time	Laps	Sector 1	Sector 2	Sector 3	Lap Time	Laps	Sector 1	Sector 2	Sector 3	Lap Time
9	16.127	17.665	13.601	47.393	3	16.976	18.131	13.839	48.946	5	16.920	18.083	13.717	48.720
10	16.209	17.565	13.569	47.343	4	16.859	18.161	13.898	48.918	6	16.536	17.796	13.708	48.040
11	16.218	17.488	13.659	47.365	5	16.651	17.777	13.694	48.122	7	16.425	17.727	13.707	47.859
12	16.212	17.511	13.564	47.287	6	16.453	17.675	13.695	47.823	8	16.324	17.749	13.653	47.726
No.14 MARCON NICOLA					7	16.243	17.690	13.654	47.587	9	16.341	17.634	13.656	47.631
1	20.618	18.782	13.932	53.332	8	16.213	17.672	13.589	47.474	10	16.276	17.608	13.615	47.499
2	16.655	38.464	14.596	1:09.715	9	16.418	17.676	13.691	47.785	11	16.285	17.633	13.689	47.607
3	17.108	18.411	13.824	49.343	10	16.250	17.567	13.585	47.402	12	16.229	17.625	13.699	47.553
4	16.653	18.119	13.781	48.553	11	16.185	17.616	13.649	47.450	No.25 SPORTELLA GIOVANNI				
5	16.574	17.909	13.688	48.171	12	16.079	17.674	13.586	47.339	1	21.655	19.766	14.052	55.473
6	16.457	17.777	13.731	47.965	No.20 THONON JONATHAN					2	17.221	20.185	14.541	51.947
7	16.324	17.711	13.812	47.847	1	20.728	19.494	13.818	54.040	3	18.628	18.648	22.690	59.966
8	16.251	17.765	13.738	47.754	2	17.023	20.047	14.697	51.767	No.26 IGLESIAS JEREMY				
9	16.226	17.651	13.645	47.522	3	17.362	17.937	13.734	49.033	1	20.438	19.426	14.222	54.086
10	16.145	17.695	13.636	47.476	4	16.385	17.739	13.889	48.013	2	17.283	19.798	15.991	53.072
11	16.229	17.652	13.672	47.553	No.21 HAJEK PATRIK					3	18.703	18.516	13.800	51.019
12	16.374	17.873	14.257	48.504	1	20.042	18.620	13.855	52.517	4	16.645	18.083	13.782	48.510
No.15 ROMKEMA RICARDO					2	16.892	18.475	13.554	48.921	5	16.459	17.834	13.587	47.880
1	19.436	18.419	13.964	51.819	3	16.525	17.945	13.670	48.140	6	16.272	17.731	13.549	47.552
2	16.669	18.063	13.828	48.560	4	16.414	18.308	13.881	48.603	7	16.165	17.798	13.527	47.490
3	16.820	18.157	13.826	48.803	5	16.514	17.692	13.579	47.785	8	16.092	17.565	13.520	47.177
4	16.529	17.967	13.587	48.083	6	16.319	17.652	13.668	47.639	9	16.097	17.555	13.692	47.344
5	16.902	17.898	13.617	48.417	7	16.300	17.719	13.745	47.764	10	16.177	17.563	13.701	47.441
6	16.399	17.683	13.690	47.772	8	16.277	17.755	13.501	47.533	11	15.999	17.458	13.625	47.082
7	16.348	17.670	13.618	47.636	9	16.139	17.611	13.546	47.296	12	16.068	17.468	13.486	47.022
8	16.239	17.609	13.537	47.385	10	16.060	17.606	13.609	47.275	No.27 HENRIQUE CHAVES				
9	16.175	17.564	13.590	47.329	11	16.055	17.519	13.505	47.079	1	19.866	18.524	14.009	52.399
10	16.152	17.647	13.599	47.398	12	16.097	17.520	13.575	47.192	2	16.998	18.125	13.864	48.987
11	16.067	17.519	13.685	47.271	No.22 LUNDBERG DOUGLAS					3	16.773	17.982	13.817	48.572
12	16.312	17.631	13.621	47.564	1	20.787	19.561	14.326	54.674	4	16.396	18.323	15.102	49.821
No.18 FORE DAVIDE					2	17.357	19.615	15.305	52.277	5	18.110	18.332	13.916	50.358
1	21.062	19.460	14.072	54.594	3	17.577	18.187	13.692	49.456	6	16.661	18.000	13.750	48.411
2	16.827	19.590	14.393	50.810	4	16.592	17.782	13.638	48.012	7	16.234	17.820	13.787	47.841
3	17.348	18.112	13.718	49.178	5	16.379	17.757	13.665	47.801	8	16.157	17.687	13.931	47.775
4	16.391	17.852	13.662	47.905	6	16.453	17.581	13.678	47.712	9	17.213	17.990	13.682	48.885
5	16.591	17.690	13.652	47.933	7	16.048	17.772	13.699	47.519	10	16.066	17.693	13.626	47.385
6	16.301	17.648	13.593	47.542	8	16.182	17.617	13.893	47.692	11	16.998	17.698	13.662	48.358
7	16.205	17.644	13.692	47.541	9	16.276	17.504	13.506	47.286	12	16.196	17.588	13.677	47.461
8	16.204	17.551	13.608	47.363	10	16.015	17.493	13.491	46.999	No.28 TIMO DANIELE				
9	16.285	17.553	13.504	47.342	11	16.098	17.462	13.514	47.074	1	19.752	18.584	13.906	52.242
10	16.264	17.547	13.578	47.389	12	15.956	17.478	13.564	46.998	2	17.376	21.067	14.943	53.386
11	16.143	17.552	13.575	47.270	No.23 MAINGRE THOMAS					No.30 DOUBEK MARTIN				
12	16.220	17.452	13.539	47.211	1	22.958	19.480	14.159	56.597	1	20.943	19.612	14.816	55.371
No.19 IDZKOWSKI BARTOSZ					2	17.058	19.899	15.027	51.984					
1	30.043	18.774	14.213	1:03.030	3	17.789	18.176	13.968	49.933					
2	16.977	18.373	14.790	50.140	4	17.165	18.232	13.773	49.170					



KZ2

Qualifying Heat 1 (QH1)

Lap Time Analysis

For information purposes. No official / regulatory value

Laps	Sector 1	Sector 2	Sector 3	Lap Time	Laps	Sector 1	Sector 2	Sector 3	Lap Time
No.48 BACKMAN ANDREAS					7	16.228	17.650	13.551	47.429
1	23.036	20.226	14.109	57.371	8	16.141	17.882	13.480	47.503
2	17.053	19.296	15.300	51.649	9	16.182	17.720	13.558	47.460
3	18.178	18.582	13.812	50.572	10	16.207	17.617	13.432	47.256
4	16.676	18.499	13.685	48.860	11	16.075	17.552	13.565	47.192
5	16.869	18.442	13.671	48.982	12	16.076	17.518	13.494	47.088
6	16.414	18.031	13.596	48.041					
7	16.453	17.791	13.575	47.819					
8	16.215	17.762	13.699	47.676					
9	16.253	17.717	13.821	47.791					
10	16.215	17.860	13.603	47.678					
11	16.156	17.736	13.520	47.412					
12	16.169	17.715	13.531	47.415					
No.49 HANSEN ANDREAS									
1	20.354	18.628	13.790	52.772					
2	17.162	18.609	13.698	49.469					
3	16.780	18.033	13.680	48.493					
4	16.652	18.019	14.096	48.767					
5	16.518	17.873	13.602	47.993					
6	16.331	17.689	13.592	47.612					
7	16.272	17.709	13.553	47.534					
8	16.221	17.689	13.489	47.399					
9	16.128	17.730	13.496	47.354					
10	16.039	17.598	13.498	47.135					
11	16.084	17.561	13.485	47.130					
12	16.052	17.618	13.551	47.221					
No.50 CAMPONESCHI FLAVIO									
1	21.170	19.400	13.863	54.433					
2	16.895	20.997	14.493	52.385					
3	17.503	18.212	13.588	49.303					
4	16.728	17.709	13.550	47.987					
5	16.554	17.942	13.486	47.982					
6	16.409	17.583	13.499	47.491					
7	16.163	17.528	13.487	47.178					
8	16.004	17.510	13.653	47.167					
9	16.843	17.561	13.451	47.855					
10	16.293	17.408	13.456	47.157					
11	15.905	17.462	13.567	46.934					
12	16.241	17.517	13.495	47.253					
No.51 ARDIGO MARCO									
1	19.177	18.434	13.780	51.391					
2	16.897	18.292	13.730	48.919					
3	16.692	18.009	13.753	48.454					
4	16.624	18.005	13.836	48.465					
5	17.034	17.866	13.559	48.459					
6	16.405	17.695	13.524	47.624					



KZ2

Qualifying Heat 1 (QH1)

Document 7

Starting Grid

Subject to scrutineering & sporting investigations

23	MAINGRE THOMAS ALPHA / TM / BRIDG		15	26	IGLESIAS JEREMY LENZOKART / LKE / BRIDG	
25	SPORTELLA GIOVANNI BIREL / TM / BRIDG		14	11	PEX STAN CRG / TM / BRIDG	
7	TORSELLINI MIRKO ART GP / TM / BRIDG		13	1	NEGRO RICCARDO TOP KART / TM / BRIDG	
19	IDZKOWSKI BARTOSZ CRG / TM / BRIDG		12	4	CUNATI SIMONE TOP KART / PARILLA / BRIDG	
9	RISMYHR FINN ERIK DR / TM / BRIDG		11	48	BACKMAN ANDREAS KOSMIC / VORTEX / BRIDG	
18	FORE DAVIDE CRG / TM / BRIDG		10	22	LUNDBERG DOUGLAS ALPHA / TM / BRIDG	
10	PEX JORRIT CRG / TM / BRIDG		9	3	BECCARIA MICHELE TOP KART / TM / BRIDG	
30	DOUBEK MARTIN ART GP / TM / BRIDG		8	21	HAJEK PATRIK PRAGA / PARILLA / BRIDG	
20	THONON JONATHAN PRAGA / PARILLA / BRIDG		7	5	VIGANO MATTEO TOP KART / PARILLA / BRIDG	
50	CAMPONESCHI FLAVIO TONY KART / VORTEX / BRIDG		6	8	ANTONSEN EMIL DR / TM / BRIDG	
14	MARCON NICOLA ENERGY / TM / BRIDG		5	27	HENRIQUE CHAVES ZANARDI / PARILLA / BRIDG	
28	TIMO DANIELE MARANELLO / TM / BRIDG		4	49	HANSEN ANDREAS TONY KART / VORTEX / BRIDG	
15	ROMKEMA RICARDO ENERGY / TM / BRIDG		3	51	ARDIGO MARCO TONY KART / VORTEX / BRIDG	
2	CESETTI SAURO TOP KART / TM / BRIDG		2	12	DREEZEN RICK ZANARDI / PARILLA / BRIDG	
6	HANLEY BENJAMIN ART GP / TM / BRIDG		1			

POLE POSITION





KZ2

Qualifying Practice (QP)

Document 6

Results

Subject to scrutineering & sporting investigations

Rnk	No.	Entrant	Nat	Driver	Nat	Equipment	Time	Gap	Laps
1	6	ART GRAND PRIX SRL		HANLEY BENJAMIN		ART GP / TM / BRIDG	1:02.577		9
2	12	ZANARDI		DREEZEN RICK		ZANARDI / PARILLA / BRIDG	1:02.740	0.163	9
3	2	COMER TOP KART		CESETTI SAURO		TOP KART / TM / BRIDG	1:03.042	0.465	9
4	51	TONY KART RACING TEAM		ARDIGO MARCO		TONY KART / VORTEX / BRIDG	1:03.086	0.509	9
5	15	ENERGY CORSE SRL		ROMKEMA RICARDO		ENERGY / TM / BRIDG	1:03.262	0.685	9
6	49	TONY KART RACING TEAM		HANSEN ANDREAS		TONY KART / VORTEX / BRIDG	1:03.307	0.730	9
7	28	TIMO DANIELE		TIMO DANIELE		MARANELLO / TM / BRIDG	1:03.314	0.737	9
8	27	ZANARDI STRAKKA RACING		HENRIQUE CHAVES		ZANARDI / PARILLA / BRIDG	1:03.346	0.769	9
9	14	ENERGY CORSE SRL		MARCON NICOLA		ENERGY / TM / BRIDG	1:03.416	0.839	9
10	8	DR SRL		ANTONSEN EMIL		DR / TM / BRIDG	1:03.597	1.020	9
11	50	TONY KART RACING TEAM		CAMPONESCHI FLAVIO		TONY KART / VORTEX / BRIDG	1:03.627	1.050	9
12	5	COMER TOP KART		VIGANO MATTEO		TOP KART / PARILLA / BRIDG	1:03.631	1.054	9
13	20	PRAGA KART		THONON JONATHAN		PRAGA / PARILLA / BRIDG	1:03.666	1.089	9
14	21	PRAGA KART		HAJEK PATRIK		PRAGA / PARILLA / BRIDG	1:03.672	1.095	9
15	30	ART GRAND PRIX SRL		DOUBEK MARTIN		ART GP / TM / BRIDG	1:04.000	1.423	9
16	3	COMER TOP KART		BECCARIA MICHELE		TOP KART / TM / BRIDG	1:04.091	1.514	9
17	10	CRG HOLLAND		PEX JORRIT		CRG / TM / BRIDG	1:04.138	1.561	9
18	22	LUNDBERG DOUGLAS		LUNDBERG DOUGLAS		ALPHA / TM / BRIDG	1:04.202	1.625	9
19	18	DTK RACING TEAM POLAND		FORE DAVIDE		CRG / TM / BRIDG	1:04.606	2.029	9
20	48	KOSMIC RACING DEPARTEMENT		BACKMAN ANDREAS		KOSMIC / VORTEX / BRIDG	1:04.615	2.038	9
21	9	DR SRL		RISMYHR FINN ERIK		DR / TM / BRIDG	1:05.020	2.443	9
22	4	COMER TOP KART		CUNATI SIMONE		TOP KART / PARILLA / BRIDG	1:05.082	2.505	8
23	19	DTK RACING TEAM POLAND		IDZKOWSKI BARTOSZ		CRG / TM / BRIDG	1:05.201	2.624	8
24	1	COMER TOP KART		NEGRO RICCARDO		TOP KART / TM / BRIDG	1:05.203	2.626	9
25	7	ART GRAND PRIX		TORSELLINI MIRKO		ART GP / TM / BRIDG	1:05.561	2.984	9
26	11	CRG HOLLAND		PEX STAN		CRG / TM / BRIDG	1:05.577	3.000	9
27	25	SPORTELLA ANTONIO		SPORTELLA GIOVANNI		BIREL / TM / BRIDG	1:06.538	3.961	9
28	26	LENZOKART SRL		IGLESIAS JEREMY		LENZOKART / LKE / BRIDG	1:10.893	8.316	1
29	23	MAINGRE THOMAS		MAINGRE THOMAS		ALPHA / TM / BRIDG	1:18.390	15.813	4

Gap Between Series : 100.00%



KZ2

Qualifying Practice 1 (QP1)

Document 5

Results

Subject to scrutineering & sporting investigations

Rnk	No.	Entrant	Nat	Driver	Nat	Equipment	Sector 1	Sector 2	Sector 3	Time	Gap	Laps
1	6	ART GRAND PRIX SRL	ITA	HANLEY BENJAMIN	GBR	ART GP / TM / BRIDG	21.768	24.223	16.586	1:02.577		9
2	12	ZANARDI	NLD	DREEZEN RICK	BEL	ZANARDI / PARILLA / BRIDG	21.897	24.145	16.698	1:02.740	0.163	9
3	2	COMER TOP KART	ITA	CESETTI SAURO	ITA	TOP KART / TM / BRIDG	22.049	24.025	16.968	1:03.042	0.465	9
4	51	TONY KART RACING TEAM	ITA	ARDIGO MARCO	ITA	TONY KART / VORTEX / BRIDG	22.521	23.942	16.623	1:03.086	0.509	9
5	15	ENERGY CORSE SRL	ITA	ROMKEMA RICARDO	NLD	ENERGY / TM / BRIDG	22.243	24.059	16.960	1:03.262	0.685	9
6	49	TONY KART RACING TEAM	ITA	HANSEN ANDREAS	DNK	TONY KART / VORTEX / BRIDG	22.551	24.212	16.544	1:03.307	0.730	9
7	28	TIMO DANIELE	ITA	TIMO DANIELE	ITA	MARANELLO / TM / BRIDG	22.514	24.220	16.580	1:03.314	0.737	9
8	27	ZANARDI STRAKKA RACING	SWE	HENRIQUE CHAVES	PRT	ZANARDI / PARILLA / BRIDG	23.090	23.537	16.719	1:03.346	0.769	9
9	14	ENERGY CORSE SRL	ITA	MARCON NICOLA	ITA	ENERGY / TM / BRIDG	22.291	24.316	16.809	1:03.416	0.839	9
10	8	DR SRL	ITA	ANTONSEN EMIL	NOR	DR / TM / BRIDG	22.343	24.345	16.909	1:03.597	1.020	9
11	50	TONY KART RACING TEAM	ITA	CAMPONESCHI FLAVIO	ITA	TONY KART / VORTEX / BRIDG	22.381	24.277	16.969	1:03.627	1.050	9
12	5	COMER TOP KART	ITA	VIGANO MATTEO	ITA	TOP KART / PARILLA / BRIDG	22.283	24.470	16.878	1:03.631	1.054	9
13	20	PRAGA KART	ITA	THONON JONATHAN	BEL	PRAGA / PARILLA / BRIDG	22.219	24.447	17.000	1:03.666	1.089	9
14	21	PRAGA KART	ITA	HAJEK PATRIK	CZE	PRAGA / PARILLA / BRIDG	22.846	24.068	16.758	1:03.672	1.095	9
15	30	ART GRAND PRIX SRL	ITA	DOUBEK MARTIN	CZE	ART GP / TM / BRIDG	22.690	23.968	17.342	1:04.000	1.423	9
16	3	COMER TOP KART	ITA	BECCARIA MICHELE	ITA	TOP KART / TM / BRIDG	22.442	24.388	17.261	1:04.091	1.514	9
17	10	CRG HOLLAND	NLD	PEX JORRIT	NLD	CRG / TM / BRIDG	23.014	24.431	16.693	1:04.138	1.561	9
18	22	LUNDBERG DOUGLAS	ERA	LUNDBERG DOUGLAS	SWE	ALPHA / TM / BRIDG	22.705	24.679	16.818	1:04.202	1.625	9
19	18	DTK RACING TEAM POLA	POL	FORE DAVIDE	ITA	CRG / TM / BRIDG	22.904	24.724	16.978	1:04.606	2.029	9
20	48	KOSMIC RACING DEPART	ITA	BACKMAN ANDREAS	SWE	KOSMIC / VORTEX / BRIDG	23.034	24.558	17.023	1:04.615	2.038	9
21	9	DR SRL	ITA	RISMYHR FINN ERIK	NOR	DR / TM / BRIDG	23.347	24.398	17.275	1:05.020	2.443	9
22	4	COMER TOP KART	ITA	CUNATI SIMONE	ITA	TOP KART / PARILLA / BRIDG	22.700	25.177	17.205	1:05.082	2.505	8
23	19	DTK RACING TEAM POLA	POL	IDZKOWSKI BARTOSZ	POL	CRG / TM / BRIDG	22.799	24.918	17.484	1:05.201	2.624	8
24	1	COMER TOP KART	ITA	NEGRO RICCARDO	ITA	TOP KART / TM / BRIDG	23.132	24.795	17.276	1:05.203	2.626	9
25	7	ART GRAND PRIX	ITA	TORSELLINI MIRKO	ITA	ART GP / TM / BRIDG	23.298	24.895	17.368	1:05.561	2.984	9
26	11	CRG HOLLAND	NLD	PEX STAN	NLD	CRG / TM / BRIDG	23.167	25.081	17.329	1:05.577	3.000	9
27	25	SPORTELLA ANTONIO	ITA	SPORTELLA GIOVANNI	ITA	BIREL / TM / BRIDG	23.792	25.648	17.098	1:06.538	3.961	9
28	26	LENZOKART SRL	ITA	IGLESIAS JEREMY	ERA	LENZOKART / LKE / BRIDG	26.525	26.560	17.808	1:10.893	8.316	1
29	23	MAINGRE THOMAS	ERA	MAINGRE THOMAS	ERA	ALPHA / TM / BRIDG	28.697	30.023	19.670	1:18.390	15.813	4

Start Time : 07/03 - 15:49:49

Best Lap : No.6 HANLEY BENJAMIN

1:02.577

71,91 Kph

Weather : Cloudy Air : 11°C Track : Wet



KZ2

Qualifying Practice 1 (QP1)

Best Sectors Analysis

For information purposes. No official / regulatory value

S1			S2			S3			Ideal Lap Times						
Rnk	No.	Time	Rnk	No.	Time	Rnk	No.	Time	Rnk	No.	Driver	Nat	Ideal Lap	Best Lap	Diff.
1	6	21.768	1	27	23.537	1	49	16.544	1	6	HANLEY BENJAMIN	GBR	1:02.529	1:02.577	0.048
2	12	21.897	2	51	23.942	2	28	16.580	2	12	DREEZEN RICK	BEL	1:02.740	1:02.740	
3	2	22.049	3	30	23.968	3	6	16.586	3	51	ARDIGO MARCO	ITA	1:02.885	1:03.086	0.201
4	20	22.219	4	2	24.025	4	14	16.592	4	2	CESETTI SAURO	ITA	1:02.980	1:03.042	0.062
5	15	22.243	5	15	24.059	5	51	16.623	5	27	HENRIQUE CHAVES	PRT	1:02.986	1:03.346	0.360
6	5	22.283	6	21	24.068	6	10	16.693	6	14	MARCON NICOLA	ITA	1:03.199	1:03.416	0.217
7	14	22.291	7	12	24.145	7	12	16.698	7	20	THONON JONATHAN	BEL	1:03.252	1:03.666	0.414
8	51	22.320	8	6	24.175	8	27	16.719	7	15	ROMKEMA RICARDO	NLD	1:03.252	1:03.262	0.010
9	8	22.343	9	20	24.195	9	21	16.758	9	49	HANSEN ANDREAS	DNK	1:03.307	1:03.307	
10	50	22.381	10	49	24.212	10	22	16.818	10	28	TIMO DANIELE	ITA	1:03.314	1:03.314	
11	3	22.442	11	28	24.220	11	20	16.838	11	8	ANTONSEN EMIL	NOR	1:03.517	1:03.597	0.080
12	28	22.514	12	8	24.265	12	5	16.878	12	50	CAMPONESCHI FLAVIO	ITA	1:03.627	1:03.627	
13	49	22.551	13	50	24.277	13	2	16.906	13	5	VIGANO MATTEO	ITA	1:03.631	1:03.631	
14	10	22.654	14	14	24.316	14	8	16.909	14	21	HAJEK PATRIK	CZE	1:03.672	1:03.672	
15	30	22.690	15	7	24.376	15	48	16.911	15	10	PEX JORRIT	NLD	1:03.778	1:04.138	0.360
16	4	22.700	16	3	24.388	16	15	16.950	16	30	DOUBEK MARTIN	CZE	1:03.801	1:04.000	0.199
17	22	22.705	17	9	24.398	17	50	16.969	17	3	BECCARIA MICHELE	ITA	1:04.074	1:04.091	0.017
18	27	22.730	18	10	24.431	18	18	16.978	18	22	LUNDBERG DOUGLAS	SWE	1:04.202	1:04.202	
19	19	22.799	19	5	24.470	19	19	17.022	19	9	RISMYHR FINN ERIK	NOR	1:04.411	1:05.020	0.609
20	9	22.842	20	48	24.558	20	7	17.055	20	7	TORSELLINI MIRKO	ITA	1:04.476	1:05.561	1.085
21	21	22.846	21	22	24.679	21	25	17.098	21	48	BACKMAN ANDREAS	SWE	1:04.503	1:04.615	0.112
22	18	22.904	22	18	24.721	22	30	17.143	22	18	FORE DAVIDE	ITA	1:04.603	1:04.606	0.003
23	1	23.015	23	1	24.795	23	9	17.171	23	19	IDZKOWSKI BARTOSZ	POL	1:04.739	1:05.201	0.462
24	48	23.034	24	11	24.881	24	4	17.205	24	4	CUNATI SIMONE	ITA	1:05.082	1:05.082	
25	7	23.045	25	19	24.918	25	3	17.244	25	1	NEGRO RICCARDO	ITA	1:05.086	1:05.203	0.117
26	11	23.167	26	4	25.177	26	1	17.276	26	11	PEX STAN	NLD	1:05.340	1:05.577	0.237
27	25	23.792	27	25	25.464	27	11	17.292	27	25	SPORTELLA GIOVANNI	ITA	1:06.354	1:06.538	0.184
28	26	26.525	28	26	26.560	28	26	17.808	28	26	IGLESIAS JEREMY	GBR	1:10.893	1:10.893	
29	23	28.697	29	23	30.023	29	23	19.670	29	23	MAINGRE THOMAS	FRA	1:18.390	1:18.390	



KZ2

Qualifying Practice 1 (QP1)

Lap Time Analysis

For information purposes. No official / regulatory value

Laps	Sector 1	Sector 2	Sector 3	Lap Time	Laps	Sector 1	Sector 2	Sector 3	Lap Time	Laps	Sector 1	Sector 2	Sector 3	Lap Time
No.1 NEGRO RICCARDO					No.6 HANLEY BENJAMIN					No.10 PEX JORRIT				
1	30.967	28.622	19.013	1:18.602	1	33.226	28.157	18.426	1:19.809	1	27.416	27.367	17.916	1:12.699
2	25.411	27.362	17.651	1:10.424	2	23.942	25.525	17.542	1:07.009	2	24.195	25.972	17.289	1:07.456
3	23.914	26.281	17.719	1:07.914	3	23.517	25.197	17.399	1:06.113	3	24.068	25.841	17.391	1:07.300
4	24.309	26.068	17.627	1:08.004	4	23.157	25.009	17.275	1:05.441	4	23.895	25.877	17.235	1:07.007
5	24.105	25.456	17.382	1:06.943	5	22.613	24.605	17.112	1:04.330	5	23.422	25.310	17.093	1:05.825
6	23.776	25.525	17.447	1:06.748	6	22.603	24.437	17.035	1:04.075	6	23.428	25.078	16.913	1:05.419
7	23.802	25.067	17.469	1:06.338	7	22.083	24.175	16.983	1:03.241	7	23.273	24.789	16.730	1:04.792
8	23.015	25.391	17.372	1:05.778	8	22.522	25.455	17.174	1:05.151	8	22.654	24.656	16.954	1:04.264
9	23.132	24.795	17.276	1:05.203	9	21.768	24.223	16.586	1:02.577	9	23.014	24.431	16.693	1:04.138
No.2 CESETTI SAURO					No.7 TORSELLINI MIRKO					No.11 PEX STAN				
1	37.348	28.560	18.430	1:24.338	1	28.582	27.916	18.210	1:14.708	1	28.580	27.721	18.528	1:14.829
2	25.071	26.215	17.861	1:09.147	2	25.439	26.334	17.694	1:09.467	2	24.965	26.457	17.871	1:09.293
3	24.699	25.420	17.206	1:07.325	3	25.125	27.421	17.765	1:10.311	3	24.265	26.101	17.517	1:07.883
4	23.447	25.605	17.195	1:06.247	4	24.302	26.260	17.812	1:08.374	4	23.755	25.826	17.292	1:06.873
5	22.988	24.781	17.010	1:04.779	5	23.853	25.690	17.406	1:06.949	5	23.854	25.524	17.416	1:06.794
6	22.708	24.530	16.991	1:04.229	6	23.684	25.285	17.266	1:06.235	6	23.303	25.280	17.458	1:06.041
7	22.360	24.308	16.906	1:03.574	7	23.298	24.895	17.368	1:05.561	7	23.167	25.081	17.329	1:05.577
8	22.671	26.506	17.488	1:06.665	8	23.045	25.810	17.367	1:06.222	8	23.360	24.881	17.633	1:05.874
9	22.049	24.025	16.968	1:03.042	9	24.132	24.376	17.055	1:05.563	9	23.312	25.063	17.367	1:05.742
No.3 BECCARIA MICHELE					No.8 ANTONSEN EMIL					No.12 DREEZEN RICK				
1	28.792	27.608	18.285	1:14.685	1	34.943	29.634	18.595	1:23.172	1	28.658	27.030	17.637	1:13.325
2	24.897	26.203	17.884	1:08.984	2	24.743	26.200	17.816	1:08.759	2	23.997	25.691	17.562	1:07.250
3	23.967	26.589	17.582	1:08.138	3	23.596	25.964	18.136	1:07.696	3	23.621	25.397	17.405	1:06.423
4	24.046	26.256	17.490	1:07.792	4	23.055	25.146	17.219	1:05.420	4	23.574	24.703	17.249	1:05.526
5	23.471	25.449	17.543	1:06.463	5	27.897	25.332	17.145	1:10.374	5	23.146	24.554	17.265	1:04.965
6	23.520	25.901	17.244	1:06.665	6	23.270	24.925	17.000	1:05.195	6	27.121	27.052	16.938	1:11.111
7	23.105	25.492	17.386	1:05.983	7	22.678	24.265	17.126	1:04.069	7	22.529	24.341	17.016	1:03.886
8	22.711	24.732	17.479	1:04.922	8	22.385	24.396	17.018	1:03.799	8	22.495	24.439	17.678	1:09.612
9	22.442	24.388	17.261	1:04.091	9	22.343	24.345	16.909	1:03.597	9	21.897	24.145	16.698	1:02.740
No.4 CUNATI SIMONE					No.9 RISMYHR FINN ERIK					No.14 MARCON NICOLA				
1	30.508	30.174	18.942	1:19.624	1	31.340	28.717	18.322	1:18.379	1	34.533	28.809	18.532	1:21.874
2	24.834	26.438	17.812	1:09.084	2	24.762	26.339	17.838	1:08.939	2	29.159	26.800	17.307	1:13.266
3	23.496	25.839	17.926	1:07.261	3	24.239	26.634	17.598	1:08.471	3	23.900	25.640	17.386	1:06.926
4	23.828	25.546	17.646	1:07.020	4	23.734	25.717	17.465	1:06.916	4	23.878	26.252	17.354	1:07.484
5	23.440	25.380	17.763	1:06.583	5	23.562	25.249	17.354	1:06.165	5	23.947	25.807	16.785	1:06.539
6	23.467	25.526	17.585	1:06.578	6	23.593	25.216	17.203	1:06.012	6	22.994	24.789	16.592	1:04.375
7	22.865	26.720	17.569	1:07.154	7	22.842	25.003	17.354	1:05.199	7	22.584	24.845	17.064	1:04.493
8	22.700	25.177	17.205	1:05.082	8	22.918	24.953	17.171	1:05.042	8	22.772	24.351	16.715	1:03.838
9	22.442	24.388	17.261	1:04.091	9	23.347	24.398	17.275	1:05.020	9	22.291	24.316	16.809	1:03.416
No.5 VIGANO MATTEO					No.15 ROMKEMA RICARDO									
1	29.004	33.251	19.181	1:21.436	1	38.794	28.001	18.060	1:24.855					
2	24.948	26.552	17.648	1:09.148	2	23.835	25.731	17.253	1:06.819					
3	23.742	25.609	17.336	1:06.687	3	23.868	25.545	17.324	1:06.737					
4	23.360	29.066	17.492	1:09.918	4	23.599	26.510	23.510	1:13.619					
5	23.047	25.291	17.201	1:05.539										



KZ2

Qualifying Practice 1 (QP1)

Lap Time Analysis

For information purposes. No official / regulatory value

Laps	Sector 1	Sector 2	Sector 3	Lap Time	Laps	Sector 1	Sector 2	Sector 3	Lap Time	Laps	Sector 1	Sector 2	Sector 3	Lap Time
No.18 FORE DAVIDE					No.22 LUNDBERG DOUGLAS					No.30 DOUBEK MARTIN				
5	23.063	24.819	17.105	1:04.987	1	28.316	27.574	17.883	1:13.773	8	22.850	24.523	16.949	1:04.322
6	23.042	24.796	17.054	1:04.892	2	24.748	26.831	17.604	1:09.183	9	22.514	24.220	16.580	1:03.314
7	22.803	24.625	17.092	1:04.520	3	23.816	26.431	17.607	1:07.854	No.30 DOUBEK MARTIN				
8	22.844	24.956	16.950	1:04.750	4	23.642	25.603	17.250	1:06.495	1	31.614	31.000	18.626	1:21.240
9	22.243	24.059	16.960	1:03.262	5	23.346	25.445	17.287	1:06.078	2	24.726	26.043	18.203	1:08.972
No.19 IDZKOWSKI BARTOSZ					No.23 MAINGRE THOMAS					No.48 BACKMAN ANDREAS				
1	27.716	27.973	17.765	1:13.454	1	42.005	38.608	22.880	1:43.493	1	28.270	27.176	18.423	1:13.869
2	24.829	26.254	17.453	1:08.536	2	35.922	42.932	28.811	1:47.665	2	25.341	26.303	17.595	1:09.239
3	24.160	26.108	17.368	1:07.636	3	29.291	33.877	22.227	1:25.395	3	24.748	26.408	17.562	1:08.718
4	23.689	25.699	17.312	1:06.700	4	28.697	30.023	19.670	1:18.390	4	23.736	25.720	17.291	1:06.747
5	23.685	26.657	17.587	1:07.929	No.25 SPORTELLA GIOVANNI					No.49 HANSEN ANDREAS				
6	23.567	25.205	17.073	1:05.845	1	29.923	28.330	17.841	1:16.094	1	32.883	29.781	19.157	1:21.821
7	23.816	25.326	17.383	1:06.525	2	25.132	26.795	17.739	1:09.666	2	24.776	26.302	17.647	1:08.725
8	23.111	24.721	17.066	1:04.898	3	24.362	26.570	17.687	1:08.619	3	23.821	25.822	17.789	1:07.432
9	22.904	24.724	16.978	1:04.606	4	24.160	26.233	17.730	1:08.123	4	23.654	25.192	17.103	1:05.949
No.20 THONON JONATHAN					No.26 IGLESIAS JEREMY					No.50 CAMPONESCHI FLAVIO				
1	29.255	27.529	17.798	1:14.582	1	26.525	26.560	17.808	1:10.893	1	29.356	28.058	17.752	1:15.166
2	24.210	25.914	17.865	1:07.989	2	25.132	26.795	17.739	1:09.666	2	24.215	25.873	17.363	1:07.451
3	24.802	26.683	17.467	1:08.952	3	24.362	26.570	17.687	1:08.619	3	23.770	26.085	17.344	1:07.199
4	24.073	25.973	17.437	1:07.483	4	24.160	26.233	17.730	1:08.123	4	23.442	25.221	17.288	1:05.951
5	23.722	25.460	17.722	1:06.904	5	24.385	26.163	17.454	1:08.002	5	23.033	25.046	16.971	1:05.050
6	23.225	26.375	17.176	1:06.776	6	24.107	25.489	17.315	1:06.911	6	23.113	24.828	17.145	1:05.086
7	22.958	25.247	17.022	1:05.227	7	23.834	25.561	17.319	1:06.714	7	22.859	24.996	17.392	1:05.247
8	22.799	24.918	17.484	1:05.201	8	23.960	25.464	17.344	1:06.768	8	22.748	24.906	17.291	1:04.945
No.21 HAJEK PATRIK					No.27 HENRIQUE CHAVES					No.51 ARDIGO MARCO				
1	32.227	29.732	19.519	1:21.478	1	28.441	28.281	18.687	1:15.409	1	27.021	26.272	17.692	1:10.985
2	24.300	26.129	17.503	1:07.932	2	25.122	26.411	17.674	1:09.207	2	24.063	26.018	17.642	1:07.723
3	25.051	26.314	17.282	1:08.647	3	23.760	25.608	17.631	1:06.999					
4	23.441	25.313	17.105	1:05.859	4	24.614	25.405	17.475	1:07.494					
5	29.654	27.031	17.239	1:13.924	5	22.969	24.970	17.194	1:05.133					
6	23.145	24.512	17.220	1:04.877	6	23.300	24.867	17.508	1:05.675					
7	23.095	25.604	16.946	1:05.645	7	24.882	25.037	17.505	1:07.424					
8	23.082	24.668	16.826	1:04.576	8	22.730	24.853	17.067	1:04.650					
9	22.846	24.068	16.758	1:03.672	9	23.090	23.537	16.719	1:03.346					
No.22 LUNDBERG DOUGLAS					No.28 TIMO DANIELE									
1	28.316	27.574	17.883	1:13.773	1	36.032	30.330	19.357	1:25.719					
2	24.748	26.831	17.604	1:09.183	2	25.091	26.763	17.943	1:09.797					
3	23.816	26.431	17.607	1:07.854	3	25.738	26.176	17.429	1:09.343					
4	23.642	25.603	17.250	1:06.495	4	24.099	26.797	16.974	1:07.870					
5	23.346	25.445	17.287	1:06.078	5	23.317	25.174	16.850	1:05.341					
6	23.117	25.016	17.048	1:05.181	6	23.096	25.268	16.736	1:05.100					
7	22.957	25.022	17.092	1:05.071	7	22.867	24.492	17.003	1:04.362					
8	23.376	27.161	17.756	1:08.293										
9	22.705	24.679	16.818	1:04.202										



KZ2

Qualifying Practice 1 (QP1)

For information purposes. No official / regulatory value

Lap Time Analysis



Laps	Sector 1	Sector 2	Sector 3	Lap Time
3	23.345	25.033	17.143	1:05.521
4	23.154	24.716	17.235	1:05.105
5	22.690	24.689	17.042	1:04.421
6	22.754	24.549	17.085	1:04.388
7	22.320	24.035	17.168	1:03.523
8	22.663	24.950	25.006	1:12.619
9	22.521	23.942	16.623	1:03.086



KZ2

List of Participants (29 Drivers)

Document 1

No.	Entrant	Nat	Driver	Nat	Equipment
1	COMER TOP KART		NEGRO RICCARDO		TOP KART / TM / BRIDG
2	COMER TOP KART		CESETTI SAURO		TOP KART / TM / BRIDG
3	COMER TOP KART		BECCARIA MICHELE		TOP KART / TM / BRIDG
4	COMER TOP KART		CUNATI SIMONE		TOP KART / PARILLA / BRIDG
5	COMER TOP KART		VIGANO MATTEO		TOP KART / PARILLA / BRIDG
6	ART GRAND PRIX SRL		HANLEY BENJAMIN		ART GP / TM / BRIDG
7	ART GRAND PRIX		TORSELLINI MIRKO		ART GP / TM / BRIDG
8	DR SRL		ANTONSEN EMIL		DR / TM / BRIDG
9	DR SRL		RISMYHR FINN ERIK		DR / TM / BRIDG
10	CRG HOLLAND		PEX JORRIT		CRG / TM / BRIDG
11	CRG HOLLAND		PEX STAN		CRG / TM / BRIDG
12	ZANARDI		DREEZEN RICK		ZANARDI / PARILLA / BRIDG
14	ENERGY CORSE SRL		MARCON NICOLA		ENERGY / TM / BRIDG
15	ENERGY CORSE SRL		ROMKEMA RICARDO		ENERGY / TM / BRIDG
18	DTK RACING TEAM POLAND		FORE DAVIDE		CRG / TM / BRIDG
19	DTK RACING TEAM POLAND		IDZKOWSKI BARTOSZ		CRG / TM / BRIDG
20	PRAGA KART		THONON JONATHAN		PRAGA / PARILLA / BRIDG
21	PRAGA KART		HAJEK PATRIK		PRAGA / PARILLA / BRIDG
22	LUNDBERG DOUGLAS		LUNDBERG DOUGLAS		ALPHA / TM / BRIDG
23	MAINGRE THOMAS		MAINGRE THOMAS		ALPHA / TM / BRIDG
25	SPORTELLA ANTONIO		SPORTELLA GIOVANNI		BIREL / TM / BRIDG
26	LENZOKART SRL		IGLESIAS JEREMY		LENZOKART / LKE / BRIDG
27	ZANARDI STRAKKA RACING		HENRIQUE CHAVES		ZANARDI / PARILLA / BRIDG
28	TIMO DANIELE		TIMO DANIELE		MARANELLO / TM / BRIDG
30	ART GRAND PRIX SRL		DOUBEK MARTIN		ART GP / TM / BRIDG
48	KOSMIC RACING DEPARTEMENT		BACKMAN ANDREAS		KOSMIC / VORTEX / BRIDG
49	TONY KART RACING TEAM		HANSEN ANDREAS		TONY KART / VORTEX / BRIDG
50	TONY KART RACING TEAM		CAMPONESCHI FLAVIO		TONY KART / VORTEX / BRIDG
51	TONY KART RACING TEAM		ARDIGO MARCO		TONY KART / VORTEX / BRIDG



WSK CHAMPIONS CUP 2014

